

COVID-19: summary of cases and monitoring

Data through Feb 12, 2021 verified as of Feb 13, 2021 at 09:25 AM

Data in this report are provisional and subject to change.

Cases: people with positive PCR or antigen test result	
Total cases	1,821,937
Florida residents	1,788,827
Non-Florida residents	33,110
Type of testing	
Florida residents	1,788,827
Positive by BPHL/CDC	65,633
Positive by commercial/hospital lab	1,723,194
PCR positive	1,463,518
Antigen positive	325,309
Non-Florida residents	33,110
Positive by BPHL/CDC	831
Positive by commercial/hospital lab	32,279
PCR positive	23,148
Antigen positive	9,962
Characteristics	
Florida residents hospitalized	75,991
Florida resident deaths	28,683
Non-Florida resident deaths	496
Hospitalized counts include anyone who was hospitalized at some point during their illness. It does not reflect the number of people currently hospitalized.	
More information on deaths identified through death certificate data is available on the National Center for Health Statistics website at www.cdc.gov/nchs/nvss/vsrr/COVID19/index.htm .	

Cases: people with positive PCR or antigen test result	
Risk factors for Florida residents	
Traveled	14,396
Contact with a known case	680,576
Traveled and contact with a known case	19,620
Neither	1,074,235
No travel and no contact	206,009
Travel is unknown	633,954
Contact is unknown	391,515
Contact is pending	415,749
Travel can be unknown and contact can be unknown or pending for the same case, these numbers will sum to more than the "neither" total.	

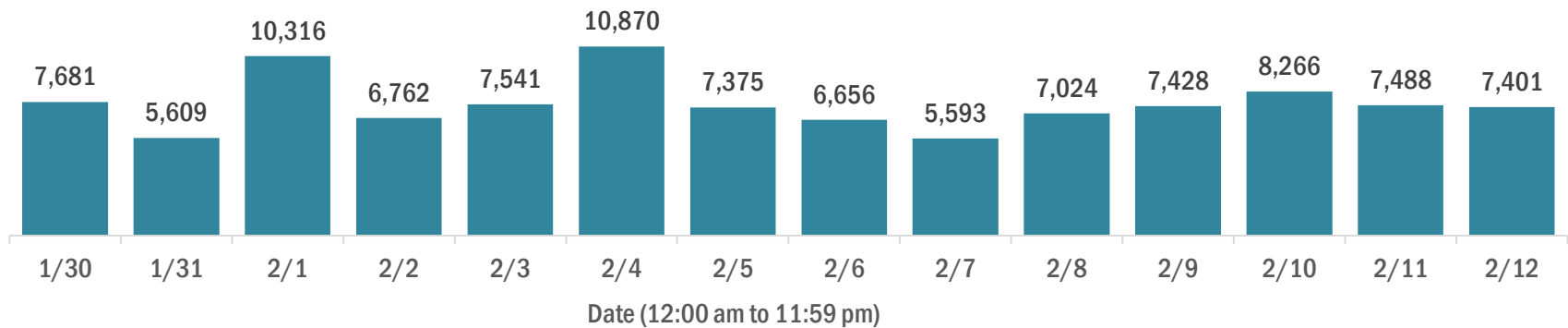
COVID-19: summary of laboratory testing

Data through Feb 12, 2021 verified as of Feb 13, 2021 at 09:25 AM

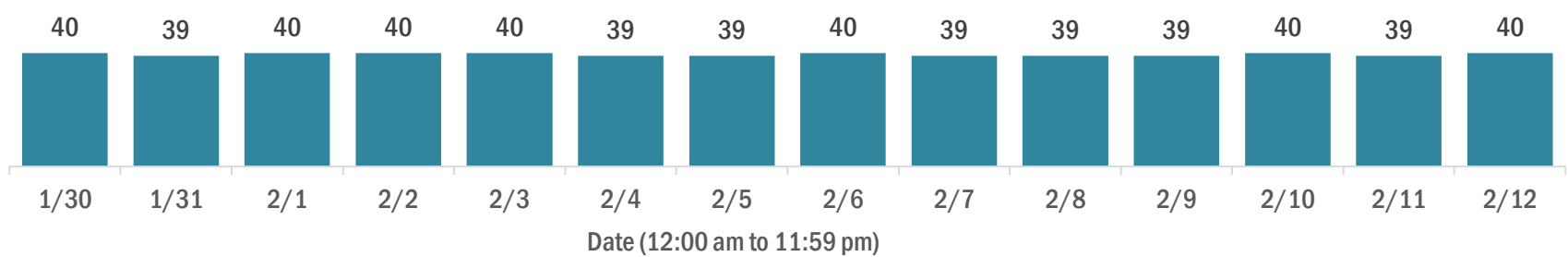
Data in this report are provisional and subject to change.

Cases in Florida residents per day for the past 2 weeks

Number of cases per day



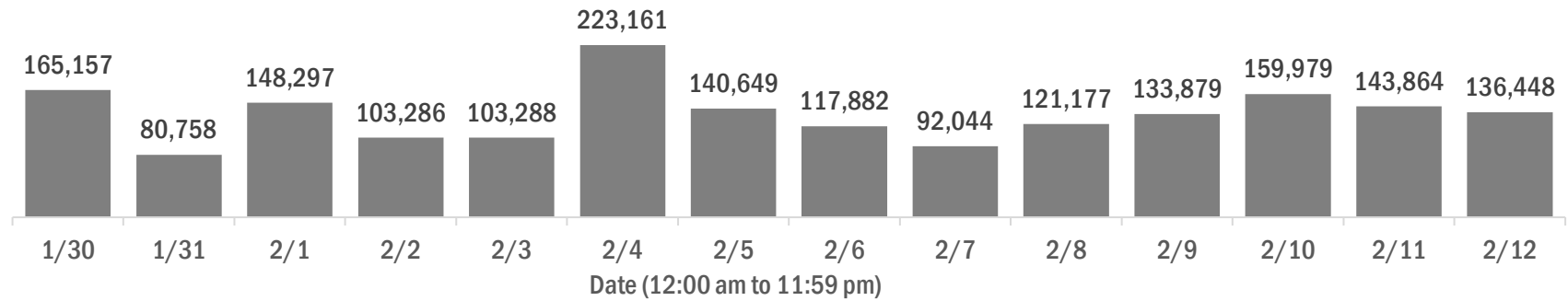
Median age of cases by day



Laboratory testing for Florida residents over the past 2 weeks

Number of Florida residents tested per day

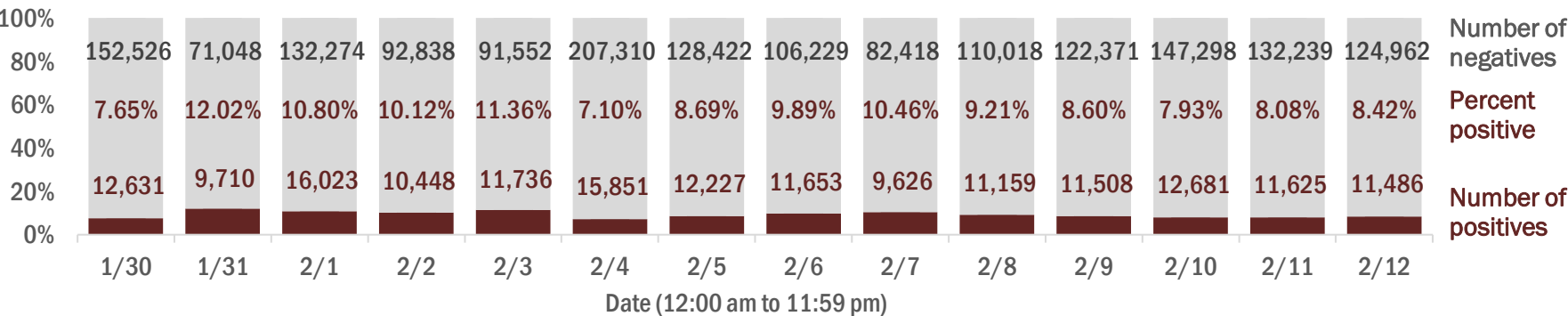
These counts include the number of people for whom the Department received PCR or antigen laboratory results by day. People tested on multiple days will be included for each day a new result was received. A person is only counted once for each day they are tested, regardless of whether multiple specimens are tested or multiple results are received.



Number and percent of Florida residents with positive test results

The percent of positive results ranged from 7.10% to 12.02% over the past 2 weeks and was 8.42% yesterday.

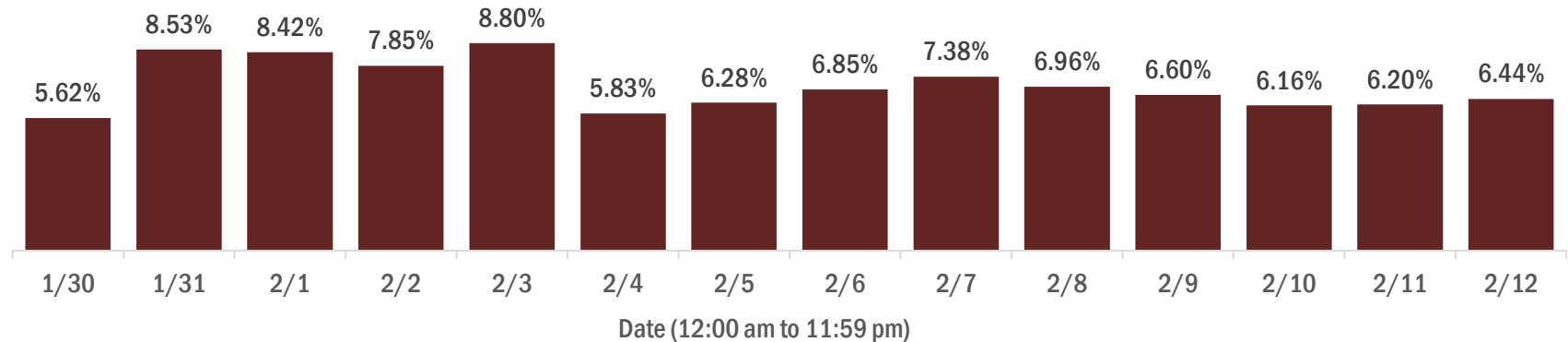
These counts include the number of people for whom the Department received PCR or antigen laboratory results by day. People tested on multiple days will be included for each day a new result was received. A person is only counted once for each day they are tested, regardless of whether multiple specimens are tested or multiple results are received. If a person has a positive specimen and a negative specimen in the same day, only the positive result is counted.



Percent positivity for new cases in Florida residents

The percent of positive results ranged from 5.62% to 8.80% over the past 2 weeks and was 6.44% yesterday.

This percent is the number of people who test PCR- or antigen-positive for the first time divided by all the people tested that day, excluding people who have previously tested positive.



COVID-19: characteristics of 1,788,827 Florida resident cases

Data through Feb 12, 2021 verified as of Feb 13, 2021 at 09:25 AM

Data in this report are provisional and subject to change.

Age group	Cases		Hospitalizations		Deaths	
0-4 years	34,824	<div><div></div></div> 2%	494	<div><div></div></div> 1%	0	0%
5-14 years	107,250	<div><div></div></div> 6%	470	<div><div></div></div> 1%	5	0%
15-24 years	275,205	<div><div></div></div> 15%	1,870	<div><div></div></div> 2%	39	0%
25-34 years	311,783	<div><div></div></div> 17%	3,721	<div><div></div></div> 5%	148	1%
35-44 years	276,855	<div><div></div></div> 15%	5,602	<div><div></div></div> 7%	434	2%
45-54 years	272,767	<div><div></div></div> 15%	8,672	<div><div></div></div> 11%	1,066	4%
55-64 years	235,783	<div><div></div></div> 13%	12,811	<div><div></div></div> 17%	3,046	11%
65-74 years	149,801	<div><div></div></div> 8%	15,849	<div><div></div></div> 21%	6,071	21%
75-84 years	83,503	<div><div></div></div> 5%	15,766	<div><div></div></div> 21%	8,737	30%
85+ years	39,806	<div><div></div></div> 2%	10,731	<div><div></div></div> 14%	9,137	32%
Unknown	1,250	<div><div></div></div> 0%	5	<div><div></div></div> 0%	0	0%
Total	1,788,827		75,991		28,683	

Gender	Cases	
Female	935,016	<div><div></div></div> 52%
Male	840,482	<div><div></div></div> 47%
Unknown	13,329	<div><div></div></div> 1%
Total	1,788,827	

Ethnicity	Cases		Hospitalizations		Deaths	
Hispanic	565,088	<div><div></div></div> 32%	19,398	<div><div></div></div> 26%	6,643	<div><div></div></div> 23%
Non-Hispanic	849,483	<div><div></div></div> 47%	52,758	<div><div></div></div> 69%	20,015	<div><div></div></div> 70%
Unknown	374,256	<div><div></div></div> 21%	3,835	<div><div></div></div> 5%	2,025	<div><div></div></div> 7%
Total	1,788,827		75,991		28,683	

Race and ethnicity	Cases		Hospitalizations		Deaths	
White	991,450	<div><div></div></div> 55%	49,319	<div><div></div></div> 65%	20,818	<div><div></div></div> 73%
Hispanic	376,541	<div><div></div></div> 21%	13,703	<div><div></div></div> 18%	5,216	<div><div></div></div> 18%
Non-Hispanic	539,095	<div><div></div></div> 30%	34,028	<div><div></div></div> 45%	14,598	<div><div></div></div> 51%
Unknown	75,814	<div><div></div></div> 4%	1,588	<div><div></div></div> 2%	1,004	<div><div></div></div> 4%
Black	235,779	<div><div></div></div> 13%	15,822	<div><div></div></div> 21%	4,594	<div><div></div></div> 16%
Hispanic	13,561	<div><div></div></div> 1%	657	<div><div></div></div> 1%	187	<div><div></div></div> 1%
Non-Hispanic	201,975	<div><div></div></div> 11%	14,824	<div><div></div></div> 20%	4,234	<div><div></div></div> 15%
Unknown	20,243	<div><div></div></div> 1%	341	<div><div></div></div> 0%	173	<div><div></div></div> 1%
Other race	263,670	<div><div></div></div> 15%	8,622	<div><div></div></div> 11%	2,339	<div><div></div></div> 8%
Hispanic	133,116	<div><div></div></div> 7%	4,568	<div><div></div></div> 6%	1,067	<div><div></div></div> 4%
Non-Hispanic	89,806	<div><div></div></div> 5%	3,654	<div><div></div></div> 5%	1,072	<div><div></div></div> 4%
Unknown	40,748	<div><div></div></div> 2%	400	<div><div></div></div> 1%	200	<div><div></div></div> 1%
Unknown race	297,928	<div><div></div></div> 17%	2,228	<div><div></div></div> 3%	932	<div><div></div></div> 3%
Hispanic	41,870	<div><div></div></div> 2%	470	<div><div></div></div> 1%	173	<div><div></div></div> 1%
Non-Hispanic	18,607	<div><div></div></div> 1%	252	<div><div></div></div> 0%	111	<div><div></div></div> 0%
Unknown	237,451	<div><div></div></div> 13%	1,506	<div><div></div></div> 2%	648	<div><div></div></div> 2%
Total	1,788,827		75,991		28,683	

Hospitalization counts include anyone who was hospitalized at some point during their illness. It does not reflect the number of people currently hospitalized. **Other race** includes any person with a race of American Indian/Alaskan native, Asian, native Hawaiian/Pacific Islander, or other.

COVID-19: deaths in Florida residents and staff of long-term care facilities

Data through Feb 12, 2021 verified as of Feb 13, 2021 at 09:25 AM

Data in this report are provisional and subject to change.

For current cases in residents or staff of long-term care facilities, please visit: <https://floridahealthcovid19.gov/>

County	Deaths		County	Deaths		County	Deaths	
Palm Beach	974	<div></div> 10%	Martin	151	<div></div> 2%	Gilchrist	17	<div></div> 0%
Dade	966	<div></div> 10%	Hernando	137	<div></div> 1%	Wakulla	15	<div></div> 0%
Pinellas	825	<div></div> 8%	Osceola	127	<div></div> 1%	Calhoun	14	<div></div> 0%
Broward	600	<div></div> 6%	Charlotte	122	<div></div> 1%	Gadsden	14	<div></div> 0%
Hillsborough	514	<div></div> 5%	Indian River	111	<div></div> 1%	Gulf	14	<div></div> 0%
Polk	398	<div></div> 4%	Clay	109	<div></div> 1%	Bradford	13	<div></div> 0%
Brevard	361	<div></div> 4%	Bay	84	<div></div> 1%	Washington	13	<div></div> 0%
Sarasota	356	<div></div> 4%	Jackson	84	<div></div> 1%	Baker	12	<div></div> 0%
Duval	350	<div></div> 3%	Leon	84	<div></div> 1%	Flagler	11	<div></div> 0%
Orange	345	<div></div> 3%	St. Johns	80	<div></div> 1%	Jefferson	10	<div></div> 0%
Lee	330	<div></div> 3%	Highlands	79	<div></div> 1%	Holmes	9	<div></div> 0%
Volusia	260	<div></div> 3%	Santa Rosa	74	<div></div> 1%	Lafayette	8	<div></div> 0%
Escambia	257	<div></div> 3%	Alachua	58	<div></div> 1%	Desoto	6	<div></div> 0%
Marion	234	<div></div> 2%	Suwannee	56	<div></div> 1%	Franklin	6	<div></div> 0%
St. Lucie	227	<div></div> 2%	Columbia	47	<div></div> 0%	Levy	5	<div></div> 0%
Seminole	213	<div></div> 2%	Sumter	44	<div></div> 0%	Monroe	4	<div></div> 0%
Pasco	210	<div></div> 2%	Putnam	33	<div></div> 0%	Taylor	3	<div></div> 0%
Lake	197	<div></div> 2%	Nassau	32	<div></div> 0%	Dixie	2	<div></div> 0%
Collier	177	<div></div> 2%	Walton	24	<div></div> 0%	Hardee	2	<div></div> 0%
Manatee	176	<div></div> 2%	Hendry	23	<div></div> 0%	Hamilton	1	<div></div> 0%
Citrus	163	<div></div> 2%	Okeechobee	23	<div></div> 0%	Liberty	1	<div></div> 0%
Okaloosa	152	<div></div> 2%	Madison	19	<div></div> 0%			
						Total	10,066	

Note: cases are summarized by the county of usual residence. Residents and staff may be cases associated with facilities that are not in their county of usual residence, resulting in cases being included below for counties that do not have facilities with known cases.

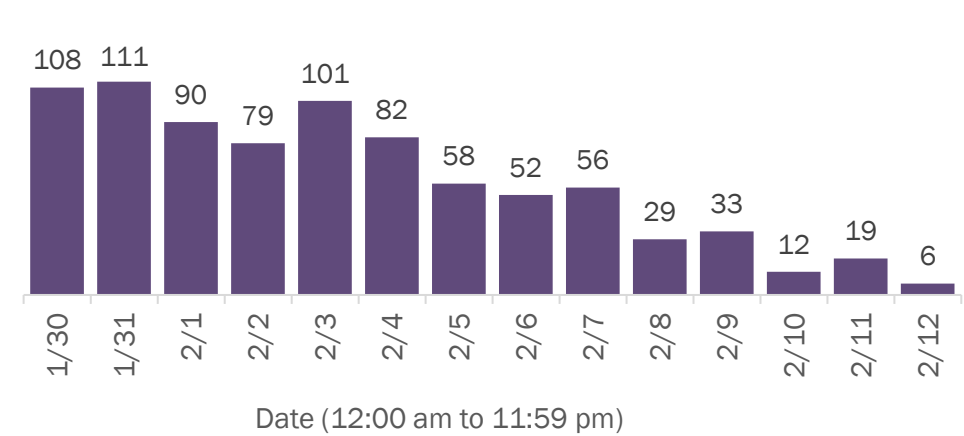
COVID-19: cases in Florida residents who have died

Data through Feb 12, 2021 verified as of Feb 13, 2021 at 09:25 AM

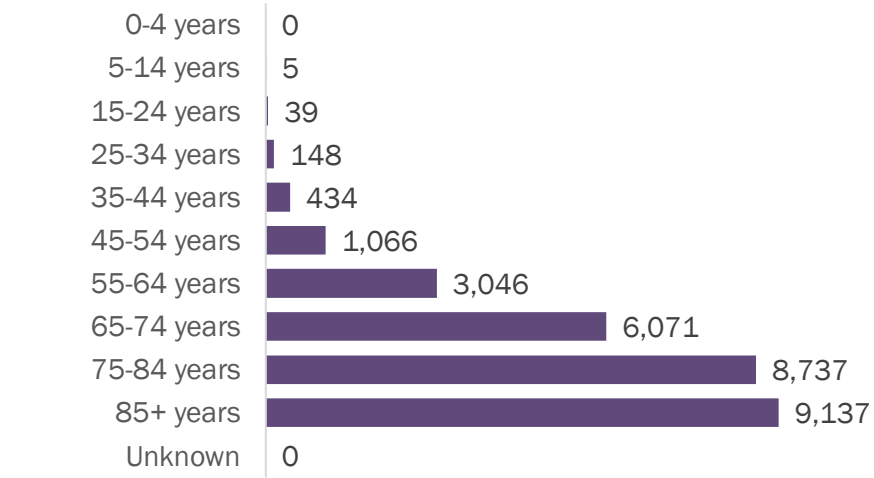
Data in this report are provisional and subject to change.

Demographics for all identified COVID-19 deaths: 28,683

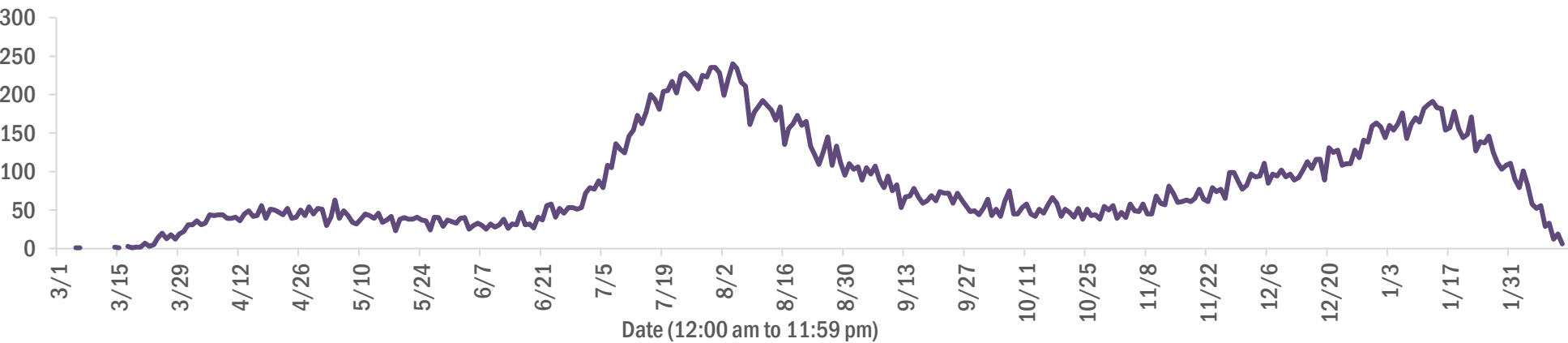
Deaths by date of death for the past 2 weeks



Deaths by age group



Deaths by date of death since March 2020



Age group	Deaths	Cases	Case fatality rate	Mortality rate per 100,000 population
0-4 years	0	34,824	0.0%	0.0
5-14 years	5	107,250	0.0%	0.2
15-24 years	39	275,205	0.0%	1.6
25-34 years	148	311,783	0.0%	5.2
35-44 years	434	276,855	0.2%	16.6
45-54 years	1,066	272,767	0.4%	38.3
55-64 years	3,046	235,783	1.3%	105.3
65-74 years	6,071	149,801	4.1%	250.2
75-84 years	8,737	83,503	10.5%	622.2
85+ years	9,137	39,806	23.0%	1582.1
Unknown	0	1,250	0.0%	
Total	28,683	1,788,827	1.6%	132.8

Gender	Deaths	Cases	Case fatality rate	Mortality rate per 100,000 population
Male	16,055	840,482	1.9%	152.1
Female	12,627	935,016	1.4%	114.4
Unknown	1	13,329	0.0%	
Total	28,683	1,788,827	1.6%	132.8

Race	Deaths	Cases	Case fatality rate	Mortality rate per 100,000 population
Black	4,594	235,779	1.9%	125.6
White	20,818	991,450	2.1%	124.7
Other	2,339	263,670	0.9%	188.0
Unknown	932	297,928	0.3%	
Total	28,683	1,788,827	1.6%	132.8

Ethnicity	Deaths	Cases	Case fatality rate	Mortality rate per 100,000 population
Non-Hispanic	20,015	849,483	2.4%	125.7
Hispanic	6,643	565,088	1.2%	117.0
Unknown	2,025	374,256	0.5%	
Total	28,683	1,788,827	1.6%	132.8

COVID-19: characteristics of 1,788,827 cases

Data through Feb 12, 2021 verified as of Feb 13, 2021 at 09:25 AM

Data in this report are provisional and subject to change.

Tables below include cases in Florida residents and non-Florida residents.

All 67 Florida counties have cases:

County	FL resident cases		Non-FL resident cases	Total cases	FL resident deaths	FL death rate
Dade	387,948	<div></div> 22%	4,894	392,842	5,141	1.3%
Broward	182,001	<div></div> 10%	2,109	184,110	2,239	1.2%
Palm Beach	112,194	<div></div> 6%	1,889	114,083	2,322	2.1%
Orange	107,670	<div></div> 6%	1,417	109,087	1,015	0.9%
Hillsborough	105,177	<div></div> 6%	883	106,060	1,395	1.3%
Duval	84,640	<div></div> 5%	1,384	86,024	1,016	1.2%
Pinellas	61,484	<div></div> 3%	1,539	63,023	1,371	2.2%
Lee	53,562	<div></div> 3%	1,784	55,346	854	1.6%
Polk	53,862	<div></div> 3%	373	54,235	1,056	2.0%
Osceola	34,712	<div></div> 2%	564	35,276	400	1.2%
Volusia	32,658	<div></div> 2%	538	33,196	604	1.8%
Escambia	29,296	<div></div> 2%	3,385	32,681	593	2.0%
Brevard	31,359	<div></div> 2%	547	31,906	702	2.2%
Pasco	31,227	<div></div> 2%	281	31,508	602	1.9%
Manatee	29,675	<div></div> 2%	581	30,256	547	1.8%
Collier	28,092	<div></div> 2%	966	29,058	430	1.5%
Leon	27,185	<div></div> 2%	827	28,012	259	1.0%
Marion	26,122	<div></div> 1%	105	26,227	674	2.6%
Sarasota	24,811	<div></div> 1%	1,137	25,948	676	2.7%
Seminole	25,529	<div></div> 1%	185	25,714	398	1.6%
Lake	23,034	<div></div> 1%	312	23,346	516	2.2%
Alachua	21,513	<div></div> 1%	243	21,756	191	0.9%
St. Lucie	20,751	<div></div> 1%	130	20,881	522	2.5%
St. Johns	19,195	<div></div> 1%	262	19,457	182	0.9%
Okaloosa	17,691	<div></div> 1%	188	17,879	308	1.7%
Bay	17,187	<div></div> 1%	672	17,859	318	1.9%
Santa Rosa	16,232	<div></div> 1%	210	16,442	241	1.5%
Clay	16,153	<div></div> 1%	36	16,189	283	1.8%
Hernando	10,554	<div></div> 1%	80	10,634	368	3.5%
Indian River	10,353	<div></div> 1%	85	10,438	251	2.4%
Charlotte	10,084	<div></div> 1%	152	10,236	323	3.2%
Martin	9,885	<div></div> 1%	181	10,066	268	2.7%
Citrus	9,212	<div></div> 1%	75	9,287	362	3.9%
Sumter	7,498	<div></div> 0%	78	7,576	215	2.9%
Columbia	7,446	<div></div> 0%	36	7,482	149	2.0%

County	FL resident cases		Non-FL resident cases	Total cases	FL resident deaths	FL death rate
Nassau	7,019	<div></div> 0%	410	7,429	106	1.5%
Highlands	6,832	<div></div> 0%	66	6,898	286	4.2%
Walton	6,093	<div></div> 0%	691	6,784	76	1.2%
Jackson	5,751	<div></div> 0%	62	5,813	138	2.4%
Putnam	5,689	<div></div> 0%	16	5,705	113	2.0%
Flagler	5,546	<div></div> 0%	66	5,612	83	1.5%
Monroe	5,265	<div></div> 0%	297	5,562	42	0.8%
Gadsden	5,298	<div></div> 0%	15	5,313	77	1.5%
Suwannee	4,963	<div></div> 0%	26	4,989	119	2.4%
Hendry	4,171	<div></div> 0%	18	4,189	63	1.5%
Desoto	3,524	<div></div> 0%	17	3,541	69	2.0%
Okeechobee	3,390	<div></div> 0%	32	3,422	69	2.0%
Unknown	363	<div></div> 0%	3,018	3,381	0	0.0%
Baker	3,203	<div></div> 0%	15	3,218	54	1.7%
Wakulla	3,080	<div></div> 0%	12	3,092	51	1.7%
Bradford	2,762	<div></div> 0%	13	2,775	49	1.8%
Levy	2,732	<div></div> 0%	9	2,741	25	0.9%
Hardee	2,686	<div></div> 0%	13	2,699	25	0.9%
Taylor	2,568	<div></div> 0%	6	2,574	38	1.5%
Washington	2,553	<div></div> 0%	20	2,573	39	1.5%
Holmes	2,113	<div></div> 0%	31	2,144	41	1.9%
Madison	1,887	<div></div> 0%	25	1,912	39	2.1%
Gulf	1,775	<div></div> 0%	23	1,798	35	2.0%
Union	1,706	<div></div> 0%	1	1,707	70	4.1%
Calhoun	1,580	<div></div> 0%	3	1,583	36	2.3%
Lafayette	1,553	<div></div> 0%	0	1,553	24	1.5%
Hamilton	1,528	<div></div> 0%	17	1,545	21	1.4%
Dixie	1,426	<div></div> 0%	3	1,429	15	1.1%
Jefferson	1,347	<div></div> 0%	22	1,369	22	1.6%
Gilchrist	1,293	<div></div> 0%	3	1,296	28	2.2%
Franklin	1,235	<div></div> 0%	29	1,264	11	0.9%
Liberty	1,024	<div></div> 0%	1	1,025	14	1.4%
Glades	880	<div></div> 0%	2	882	14	1.6%
Total	1,788,827		33,110	1,821,937	28,683	1.6%

COVID-19: characteristics of 1,788,827 Florida resident cases

Data through Feb 12, 2021 verified as of Feb 13, 2021 at 09:25 AM

Data in this report are provisional and subject to change.

The table below includes the cities and counties of residence for cases in Florida residents based on the patient's ZIP Code. Note that city is not always received as part of the initial notification and may be missing while the case is being investigated.

City and county	Cases
Miami, Dade	225,141
Orlando, Orange	79,955
Jacksonville, Duval	79,518
Tampa, Hillsborough	61,630
Hialeah, Dade	54,725
Fort Lauderdale, Broward	39,333
Hollywood, Broward	34,929
West Palm Beach, Palm Beach	27,480
Kissimmee, Osceola	26,871
Tallahassee, Leon	26,222
Pensacola, Escambia	24,330
Naples, Collier	23,668
Homestead, Dade	23,200
Saint Petersburg, Pinellas	22,749
Fort Myers, Lee	21,216
Bradenton, Manatee	19,436
Ocala, Marion	19,338
Boca Raton, Palm Beach	18,963
Lakeland, Polk	18,768
Pompano Beach, Broward	17,862
Gainesville, Alachua	17,142
Sarasota, Sarasota	15,292
Lake Worth, Palm Beach	13,675
Port Saint Lucie, St. Lucie	13,648
Cape Coral, Lee	13,465
Clearwater, Pinellas	12,080
Miami Beach, Dade	12,015
Miramar, Broward	11,885
Panama City, Bay	10,929
Boynton Beach, Palm Beach	10,864
Doral, Dade	10,555
Coral Springs, Broward	10,345
Saint Augustine, St. Johns	10,329
Miami Gardens, Dade	10,182
Melbourne, Brevard	9,193
Winter Haven, Polk	9,076
Delray Beach, Palm Beach	8,542
Lehigh Acres, Lee	8,411
Riverview, Hillsborough	7,995
Vero Beach, Indian River	7,942
Milton, Santa Rosa	7,883
Davie, Broward	7,838
New Port Richey, Pasco	7,248
Palm Bay, Brevard	7,136
Sunrise, Broward	7,129
Fort Pierce, St. Lucie	6,972
Coral Gables, Dade	6,897
Lake City, Columbia	6,809
Saint Cloud, Osceola	6,800
Largo, Pinellas	6,744
Daytona Beach, Volusia	6,740
Orange Park, Clay	6,614
Apopka, Orange	6,485
Spring Hill, Hernando	6,315
Plantation, Broward	6,160
Clermont, Lake	6,091
North Miami Beach, Dade	6,071
Davenport, Polk	6,029
Brandon, Hillsborough	6,025

COVID-19: characteristics of 1,788,827 Florida resident cases

Data through Feb 12, 2021 verified as of Feb 13, 2021 at 09:25 AM

Data in this report are provisional and subject to change.

The table below includes the cities and counties of residence for cases in Florida residents based on the patient's ZIP Code. Note that city is not always received as part of the initial notification and may be missing while the case is being investigated.

City and county	Cases
Weston, Broward	5,716
Plant City, Hillsborough	5,714
Sanford, Seminole	5,645
Jupiter, Palm Beach	5,610
Deltona, Volusia	5,596
Deerfield Beach, Broward	5,320
Winter Garden, Orange	5,218
Port Charlotte, Charlotte	4,960
Fort Walton Beach, Okaloosa	4,935
Tamarac, Broward	4,857
Crestview, Okaloosa	4,692
Palm Coast, Flagler	4,683
Stuart, Martin	4,682
Wesley Chapel, Pasco	4,571
Land O Lakes, Pasco	4,450
Coconut Creek, Broward	4,445
Deland, Volusia	4,409
Palm Beach Gardens, Palm Beach	4,397
Palmetto, Manatee	4,339
Margate, Broward	4,317
Winter Park, Orange	4,275
Palm Harbor, Pinellas	4,239
Miami Lakes, Dade	4,192
Wellington, Palm Beach	4,158
Oviedo, Seminole	4,128
Opa Locka, Dade	3,985
Middleburg, Clay	3,929
Altamonte Springs, Seminole	3,927
Live Oak, Suwannee	3,892
Port Orange, Volusia	3,873
Haines City, Polk	3,814
Lutz, Hillsborough	3,803
Venice, Sarasota	3,754
North Port, Sarasota	3,742
Brooksville, Hernando	3,682
Punta Gorda, Charlotte	3,672
Leesburg, Lake	3,663
Sebring, Highlands	3,654
Ocoee, Orange	3,647
Hallandale, Broward	3,608
Valrico, Hillsborough	3,606
Saint Johns, St. Johns	3,550
The Villages, Sumter	3,540
Pembroke Pines, Broward	3,449
Arcadia, Desoto	3,422
Ormond Beach, Volusia	3,409
Bonita Springs, Lee	3,394
Okeechobee, Okeechobee	3,379
Seminole, Pinellas	3,348
Navarre, Santa Rosa	3,319
Zephyrhills, Pasco	3,247
Immokalee, Collier	3,177
Windermere, Orange	3,131
Longwood, Seminole	3,100
Gulf Breeze, Santa Rosa	3,097
Pinellas Park, Pinellas	3,094
North Lauderdale, Broward	2,995
Cantonment, Escambia	2,957
Ruskin, Hillsborough	2,954

COVID-19: characteristics of 1,788,827 Florida resident cases

Data through Feb 12, 2021 verified as of Feb 13, 2021 at 09:25 AM

Data in this report are provisional and subject to change.

The table below includes the cities and counties of residence for cases in Florida residents based on the patient's ZIP Code. Note that city is not always received as part of the initial notification and may be missing while the case is being investigated.

City and county	Cases
Niceville, Okaloosa	2,943
North Miami, Dade	2,932
Cocoa, Brevard	2,910
Quincy, Gadsden	2,815
Jacksonville Beach, Duval	2,801
Panama City Beach, Bay	2,793
Crawfordville, Wakulla	2,763
Cutler Ridge, Dade	2,750
Lake Worth Beach, Palm Beach	2,749
Key West, Monroe	2,715
Palatka, Putnam	2,646
Casselberry, Seminole	2,602
Bartow, Polk	2,596
Hudson, Pasco	2,587
Dade City, Pasco	2,583
Fernandina Beach, Nassau	2,551
Green Cove Springs, Clay	2,534
Port Richey, Pasco	2,533
North Fort Myers, Lee	2,490
Oakland Park, Broward	2,423
Perry, Taylor	2,419
Ponte Vedra Beach, St. Johns	2,408
Titusville, Brevard	2,397
Lake Mary, Seminole	2,388
Auburndale, Polk	2,382
Winter Springs, Seminole	2,369
Kissimmee, Polk	2,364
Marianna, Jackson	2,314
New Smyrna Beach, Volusia	2,302
Lynn Haven, Bay	2,292
Aventura, Dade	2,290
Lake Wales, Polk	2,285
Merritt Island, Brevard	2,255
Tarpon Springs, Pinellas	2,245
Inverness, Citrus	2,207
Clewiston, Hendry	2,205
Belle Glade, Palm Beach	2,139
Fleming Island, Clay	2,126
Eustis, Lake	2,078
Santa Rosa Beach, Walton	2,076
Royal Palm Beach, Palm Beach	2,056
Wimauma, Hillsborough	2,021
Estero, Lee	2,007
Parkland, Broward	1,998
Chipley, Washington	1,988
Defuniak Springs, Walton	1,987
Cooper City, Broward	1,985
Dunedin, Pinellas	1,955
Loxahatchee, Palm Beach	1,947
Holiday, Pasco	1,874
Starke, Bradford	1,858
Key Biscayne, Dade	1,857
Rockledge, Brevard	1,856
Labelle, Hendry	1,849
Destin, Okaloosa	1,840
Sarasota, Manatee	1,824
Mount Dora, Lake	1,788
Avon Park, Highlands	1,772
Odessa, Hillsborough	1,764

COVID-19: characteristics of 1,788,827 Florida resident cases

Data through Feb 12, 2021 verified as of Feb 13, 2021 at 09:25 AM

Data in this report are provisional and subject to change.

The table below includes the cities and counties of residence for cases in Florida residents based on the patient's ZIP Code. Note that city is not always received as part of the initial notification and may be missing while the case is being investigated.

City and county	Cases
Mulberry, Polk	1,763
Parrish, Manatee	1,761
Palm City, Martin	1,740
Tavares, Lake	1,717
Riviera Beach, Palm Beach	1,684
Summerfield, Marion	1,652
Seffner, Hillsborough	1,648
Yulee, Nassau	1,646
Wauchula, Hardee	1,564
Macclenny, Baker	1,564
Groveland, Lake	1,553
Pinecrest, Dade	1,533
Mayo, Lafayette	1,527
Bonifay, Holmes	1,517
Coconut Grove, Dade	1,515
Maitland, Orange	1,491
Callahan, Nassau	1,481
Orange City, Volusia	1,478
Carol City, Dade	1,475
Crossings, Dade	1,469
Ponte Vedra, St. Johns	1,463
Sebastian, Indian River	1,461
Lithia, Hillsborough	1,456
Missing, Dade	1,448
Crystal River, Citrus	1,395
Lady Lake, Lake	1,391
Homosassa, Citrus	1,379
Palmetto Bay, Dade	1,365
Lake Butler, Union	1,322
Pace, Santa Rosa	1,301
Dania, Broward	1,298
Lake Placid, Highlands	1,290
Atlantic Beach, Duval	1,272
Madison, Madison	1,259
Sun City Center, Hillsborough	1,258
Gibsonton, Hillsborough	1,252
Biscayne Park, Dade	1,245
Monticello, Jefferson	1,233
Florida City, Dade	1,232
Dover, Hillsborough	1,224
Hobe Sound, Martin	1,200
Indiantown, Martin	1,198
Oldsmar, Pinellas	1,198
Dunnellon, Marion	1,194
Graceville, Jackson	1,191
Alachua, Alachua	1,189
Edgewater, Volusia	1,189
Apollo Beach, Hillsborough	1,158
Palm Springs, Palm Beach	1,154
Century, Escambia	1,133
Debary, Volusia	1,126
Bellevue, Marion	1,110
North Palm Beach, Palm Beach	1,083
Newberry, Alachua	1,078
Lantana, Palm Beach	1,072
South Miami, Dade	1,063
Havana, Gadsden	1,045
Lecanto, Citrus	1,043
El Portal, Dade	1,035

COVID-19: characteristics of 1,788,827 Florida resident cases

Data through Feb 12, 2021 verified as of Feb 13, 2021 at 09:25 AM

Data in this report are provisional and subject to change.

The table below includes the cities and counties of residence for cases in Florida residents based on the patient's ZIP Code. Note that city is not always received as part of the initial notification and may be missing while the case is being investigated.

City and county	Cases
Hilliard, Nassau	1,033
Williston, Levy	1,016
Jasper, Hamilton	1,007
Blountstown, Calhoun	1,004
Beverly Hills, Citrus	979
Freeport, Walton	972
Safety Harbor, Pinellas	968
Ellenton, Manatee	959
Jensen Beach, Martin	956
Satellite Beach, Brevard	945
Sanderson, Baker	918
Wewahitchka, Gulf	917
Lauderhill, Broward	907
Trenton, Gilchrist	904
Wildwood, Sumter	903
Keystone Heights, Clay	898
Everglades National Park, Dade	892
Nokomis, Sarasota	874
Mary Esther, Okaloosa	861
Fellsmere, Indian River	856
Hernando, Citrus	856
Englewood, Charlotte	853
Wilton Manors, Broward	853
Frostproof, Polk	850
Bushnell, Sumter	832
Fisher Island, Dade	832
Port Saint Joe, Gulf	830
Polk City, Polk	827
Moore Haven, Glades	825
Coleman, Sumter	820
Dunnellon, Citrus	819
Key Largo, Monroe	813
Bristol, Liberty	794
Medley, Dade	791
Shalimar, Okaloosa	791
Cross City, Dixie	779
Lauderdale Lakes, Broward	770
South Bay, Palm Beach	755
Pahokee, Palm Beach	754
Marco Island, Collier	728
Glen Saint Mary, Baker	716
Cocoa Beach, Brevard	709
Chattahoochee, Gadsden	705
Uleta, Dade	704
Fort Meade, Polk	703
Olympia Heights, Dade	702
High Springs, Alachua	702
Chiefland, Levy	681
Minneola, Lake	679
Coral, Dade	679
Interlachen, Putnam	672
Englewood, Sarasota	671
Indialantic, Brevard	669
Crescent City, Putnam	668
Sorrento, Lake	668
Miramar Beach, Walton	664
Thonotosassa, Hillsborough	658
Trinity, Pasco	656
Lawtey, Bradford	648

COVID-19: characteristics of 1,788,827 Florida resident cases

Data through Feb 12, 2021 verified as of Feb 13, 2021 at 09:25 AM

Data in this report are provisional and subject to change.

The table below includes the cities and counties of residence for cases in Florida residents based on the patient's ZIP Code. Note that city is not always received as part of the initial notification and may be missing while the case is being investigated.

City and county	Cases
Spring Hill, Pasco	644
Fruitland Park, Lake	634
Marathon, Monroe	629
Bowling Green, Hardee	628
Jacksonville, St. Johns	618
Southwest Ranches, Broward	613
Fort Myers Beach, Lee	604
Lake Alfred, Polk	600
Old Town, Dixie	596
Neptune Beach, Duval	595
Fort White, Columbia	585
Umatilla, Lake	583
West Melbourne, Brevard	569
Baker, Okaloosa	542
Sneads, Jackson	536
Belle Isle, Orange	526
Bronson, Levy	526
Clearwater Beach, Pinellas	520
Carrabelle, Franklin	519
South Daytona, Volusia	518
Silver Springs, Marion	511
Jay, Santa Rosa	504
Palm Beach, Palm Beach	498
Weeki Wachee, Hernando	496
Gulfport, Pinellas	490
Sweetwater, Dade	475
Hawthorne, Alachua	467
Cottdonale, Jackson	464
Mascotte, Lake	459
Midway, Gadsden	451
Bunnell, Flagler	448
Molino, Escambia	447
Zolfo Springs, Hardee	442
Citra, Marion	440
Oxford, Sumter	438
Surfside, Dade	438
East Palatka, Putnam	435
Oakland, Orange	435
Rotunda West, Charlotte	432
Florida State University, Leon	429
Melbourne Beach, Brevard	419
Myakka City, Manatee	415
Youngstown, Bay	411
Altha, Calhoun	410
Cape Canaveral, Brevard	405
Apalachicola, Franklin	405
Ocklawaha, Marion	403
Centerville, Leon	393
Tavernier, Monroe	391
Mims, Brevard	390
Flagler Beach, Flagler	387
Celebration, Osceola	387
Branford, Suwannee	385
Dundee, Polk	379
Indian Harbour Beach, Brevard	379
Alva, Lee	378
Bal Harbour, Dade	367
Archer, Alachua	362
Hastings, St. Johns	358

COVID-19: characteristics of 1,788,827 Florida resident cases

Data through Feb 12, 2021 verified as of Feb 13, 2021 at 09:25 AM

Data in this report are provisional and subject to change.

The table below includes the cities and counties of residence for cases in Florida residents based on the patient's ZIP Code. Note that city is not always received as part of the initial notification and may be missing while the case is being investigated.

City and county	Cases
Bell, Gilchrist	357
Haverhill, Palm Beach	353
Raiford, Union	353
De Leon Springs, Volusia	351
Webster, Sumter	346
Eagle Lake, Polk	336
Osprey, Sarasota	336
Grand Ridge, Jackson	328
West Miami, Dade	321
Floral City, Citrus	316
Pierson, Volusia	315
Holly Hill, Volusia	314
Greenville, Madison	310
Lake Park, Palm Beach	309
Malone, Jackson	308
Vernon, Washington	308
Jennings, Hamilton	307
Tequesta, Palm Beach	300
Grand Island, Lake	299
Satsuma, Putnam	298
Ave Maria, Collier	296
Chuluota, Seminole	296
Eastpoint, Franklin	293
Montverde, Lake	288
Westville, Holmes	286
Gotha, Orange	284
Lehigh, Lee	283
Indian Rocks Beach, Pinellas	283
Elkton, St. Johns	279
Laurel Hill, Okaloosa	274
Melrose, Putnam	273
Bryceville, Nassau	273
Sebastian, Brevard	270
Reddick, Marion	268
Alafaya, Orange	267
Valparaiso, Okaloosa	261
Kenneth City, Pinellas	260
Greenwood, Jackson	260
Malabar, Brevard	260
Fort McCoy, Marion	255
Ponce De Leon, Holmes	254
Winter Park, Seminole	252
O Brien, Suwannee	250
San Antonio, Pasco	250
Belleair, Pinellas	243
Anthony, Marion	243
Lake Panasoffkee, Sumter	240
South Pasadena, Pinellas	231
Morriston, Levy	229
Geneva, Seminole	227
Sanibel, Lee	224
Edgewood, Orange	224
Inlet Beach, Walton	222
Greenacres, Palm Beach	221
Southport, Bay	221
Lee, Madison	216
Fountain, Bay	216
Gretna, Gadsden	215
Hosford, Liberty	215

COVID-19: characteristics of 1,788,827 Florida resident cases

Data through Feb 12, 2021 verified as of Feb 13, 2021 at 09:25 AM

Data in this report are provisional and subject to change.

The table below includes the cities and counties of residence for cases in Florida residents based on the patient's ZIP Code. Note that city is not always received as part of the initial notification and may be missing while the case is being investigated.

City and county	Cases
White Springs, Hamilton	213
Kindred, Osceola	207
Weirsdale, Marion	205
Wellborn, Suwannee	202
Missing, Volusia	197
Hallandale Beach, Broward	196
University Of Central Fl, Orange	196
Bay Harbor Islands, Dade	196
Fern Park, Seminole	196
Mcdavid, Escambia	193
Longboat Key, Manatee	191
Eglin Air Force Base, Okaloosa	190
Saint James City, Lee	188
Missing, Orange	186
Mcalpin, Suwannee	185
Azalea Park, Orange	182
Sopchoppy, Wakulla	180
Holt, Okaloosa	179
Altoona, Lake	177
Lakewood Ranch, Manatee	177
The Villages, Marion	176
Holmes Beach, Manatee	176
Alford, Jackson	174
Astatula, Lake	173
Juno Beach, Palm Beach	173
Micanopy, Alachua	172
Howey-In-The-Hills, Lake	172
Islamorada, Monroe	171
Babson Park, Polk	168
Zellwood, Orange	166
Madeira Beach, Pinellas	163
Poinciana, Polk	163
The Villages, Lake	163
Lauderdale By The Sea, Broward	158
Caryville, Washington	156
University Of Miami, Dade	154
Atlantis, Palm Beach	152
Mangonia Park, Palm Beach	151
Summerland Key, Monroe	148
Center Hill, Sumter	148
Bokeelia, Lee	148
Lockhart, Orange	146
Viera, Brevard	145
Lake Helen, Volusia	145
Odessa, Pasco	145
Bay Lake, Orange	141
Pomona Park, Putnam	141
Oak Hill, Volusia	141
Clair-Mel City, Hillsborough	139
Hiawassee, Orange	138
Rocky Point, Hillsborough	136
University Of Fl, Alachua	132
Golden Beach, Dade	132
Ponce Inlet, Volusia	131
Citrus Springs, Citrus	131
Osteen, Volusia	131
Hollister, Putnam	131
Grant-Valkaria, Brevard	131
Hypoluxo, Palm Beach	129

COVID-19: characteristics of 1,788,827 Florida resident cases

Data through Feb 12, 2021 verified as of Feb 13, 2021 at 09:25 AM

Data in this report are provisional and subject to change.

The table below includes the cities and counties of residence for cases in Florida residents based on the patient's ZIP Code. Note that city is not always received as part of the initial notification and may be missing while the case is being investigated.

City and county	Cases
Carrollwood, Hillsborough	125
Baldwin, Duval	122
Cutler Bay, Dade	121
Hampton, Bradford	121
Apopka, Seminole	121
San Mateo, Putnam	120
Clarksville, Calhoun	119
Sumterville, Sumter	117
Lutz, Pasco	116
Matlacha, Lee	116
Cloud Lake, Palm Beach	115
Big Pine Key, Monroe	113
Inglis, Levy	113
Steinhatchee, Taylor	112
Paisley, Lake	111
Placida, Charlotte	110
Lake Hamilton, Polk	110
Kendall, Dade	110
Christmas, Orange	108
Lady Lake, Sumter	106
Panacea, Wakulla	102
Seville, Volusia	100
Buena Ventura Lakes, Osceola	100
Belleair Beach, Pinellas	99
Lamont, Jefferson	98
Callaway, Bay	98
South Fort Myers, Lee	97
Dinsmore, Duval	96
Temple Terrace, Hillsborough	96
Canal Point, Palm Beach	94
Florahome, Putnam	93
Hurlburt Field, Okaloosa	93
Brooker, Bradford	92
University Of Central Florida, Orange	92
Harmony, Osceola	91
Tierra Verde, Pinellas	91
West Park, Broward	90
Astor, Lake	90
Waldo, Alachua	90
Bascom, Jackson	87
Lighthouse Point, Broward	87
Barefoot Bay, Brevard	85
Tyndall Air Force Base, Bay	84
Pinetta, Madison	83
Fruit Cove, St. Johns	82
Barry University, Dade	82
Cedar Key, Levy	81
Maitland, Seminole	81
Saint Leo, Pasco	80
Missing, Lee	79
University Of South Florida, Hillsborough	78
F M, Lee	78
Lorida, Highlands	78
Crystal Beach, Pinellas	77
Bradenton Beach, Manatee	75
Kathleen, Polk	75
Missing, St. Johns	75
Dania Beach, Broward	74
Ocean Ridge, Palm Beach	73

COVID-19: characteristics of 1,788,827 Florida resident cases

Data through Feb 12, 2021 verified as of Feb 13, 2021 at 09:25 AM

Data in this report are provisional and subject to change.

The table below includes the cities and counties of residence for cases in Florida residents based on the patient's ZIP Code. Note that city is not always received as part of the initial notification and may be missing while the case is being investigated.

City and county	Cases
Palma Ceia, Hillsborough	73
Avon Park, Polk	72
Welaka, Putnam	72
Patrick Air Force Base, Brevard	71
Campbellton, Jackson	70
City Of Sunrise, Broward	70
Sunny Isles Beach, Dade	70
Ochopee, Collier	69
Saint Pete Beach, Pinellas	68
Missing, Marion	68
Eatonville, Orange	68
Fort Denaud, Hendry	67
Air Mail Facility, Dade	67
Yalaha, Lake	65
Boca Grande, Lee	63
North Venice, Sarasota	63
Princeton, Dade	62
Greensboro, Gadsden	62
Stock Island, Monroe	62
Florida Gulf Coast Univ, Lee	61
Reunion, Osceola	59
Bonita Beach, Lee	58
Destin, Walton	58
Georgetown, Putnam	58
Orlando, Seminole	56
Mexico Beach, Bay	56
Bellview, Escambia	56
Cudjoe Key, Monroe	54
Anna Maria, Manatee	53
Missing, St. Lucie	53
Lake Suzy, Desoto	53
Orlando, Dade	52
Missing, Santa Rosa	52
Miami, Unknown	51
Micco, Brevard	51
North Redington Beach, Pinellas	51
Ona, Hardee	50
Treasure Island, Pinellas	50
Northdale, Hillsborough	50
Heathrow, Seminole	50
Walnut Hill, Escambia	49
Singer Island, Palm Beach	49
Missing, Lake	48
Aloma, Orange	47
Salt Springs, Marion	47
Cinco Bayou, Okaloosa	47
Felda, Hendry	47
Miami Springs, Dade	47
Palm Beach Shores, Palm Beach	47
Okahumpka, Lake	45
Town N Country, Hillsborough	45
Missing, Duval	44
Miromar Lakes, Lee	44
Terra Ceia, Manatee	44
Orlando, Osceola	44
Enterprise, Volusia	44
Highland City, Polk	43
Sewalls Point, Martin	42
Florence Villa, Polk	41

COVID-19: characteristics of 1,788,827 Florida resident cases

Data through Feb 12, 2021 verified as of Feb 13, 2021 at 09:25 AM

Data in this report are provisional and subject to change.

The table below includes the cities and counties of residence for cases in Florida residents based on the patient's ZIP Code. Note that city is not always received as part of the initial notification and may be missing while the case is being investigated.

City and county	Cases
Missing, Pinellas	41
University Of Tampa, Hillsborough	41
Saint Johns, Duval	40
Missing, Pasco	40
Village Of Wellington, Palm Beach	40
Duette, Manatee	40
Intercession City, Osceola	40
Manalapan, Palm Beach	39
Ebro, Washington	39
Waverly, Polk	39
Key Colony Beach, Monroe	39
Orlando, Broward	39
Gulf Breeze, Escambia	38
Eaton Park, Polk	38
Kenansville, Osceola	37
Orlando, Volusia	37
Bayonet Point, Pasco	37
Green Acres, Palm Beach	37
Florida International Univ, Dade	37
Ponte Vedra, Duval	37
Florida A And M University, Leon	36
Orlando, Polk	36
Village Wellington, Palm Beach	35
Naranja, Dade	34
Flemington, Marion	34
Missing, Palm Beach	34
Highland Beach, Palm Beach	34
Pasadena, Pinellas	33
Lacoochee, Pasco	33
Dowling Park, Suwannee	32
Cortez, Manatee	32
Bay Pines, Pinellas	32
Hialeah Gardens, Dade	32
Palm Shores, Brevard	31
Bagdad, Santa Rosa	31
Lulu, Columbia	31
Eloise, Polk	30
Miami Shores, Dade	30
Tice, Lee	29
Homeland, Polk	29
Bonita Springs, Collier	29
Penney Farms, Clay	29
Orlando, Hillsborough	29
Jupiter, Martin	28
Hallandale Beach, Broward	28
Pensacola Beach, Santa Rosa	27
Florida State, Leon	27
Caryville, Holmes	27
Mcintosh, Marion	27
Univ Of FI Student Dorms, Alachua	27
Nocatee, Desoto	27
Stetson University, Volusia	27
Homosassa Springs, Citrus	26
Saint Marks, Wakulla	26
South Palm Beach, Palm Beach	26
Miami, Broward	26
City Of Westlake, Palm Beach	26
Horseshoe Beach, Dixie	26
Lealman, Pinellas	26

COVID-19: characteristics of 1,788,827 Florida resident cases

Data through Feb 12, 2021 verified as of Feb 13, 2021 at 09:25 AM

Data in this report are provisional and subject to change.

The table below includes the cities and counties of residence for cases in Florida residents based on the patient's ZIP Code. Note that city is not always received as part of the initial notification and may be missing while the case is being investigated.

City and county	Cases
Kinard, Calhoun	26
North Bay Village, Dade	26
Siesta Key, Sarasota	26
Tangerine, Orange	25
South Miami Heights, Dade	25
Chokoloskee, Collier	25
Missing, Hillsborough	25
Palmdale, Glades	25
Missing, Monroe	25
Venus, Highlands	25
Lakeshore, Polk	25
Earleton, Alachua	24
Poinciana, Osceola	24
Indian Lake Estates, Polk	24
Santa Fe, Alachua	24
Labelle, Glades	24
Alturas, Polk	24
Davenport, Osceola	24
Bayshore Gardens, Manatee	24
New Smyrna, Volusia	23
Missing, Escambia	23
Goulds, Dade	23
Fort Lauderdale, Dade	23
Bonaventure, Broward	23
Tioga, Alachua	22
Balm, Hillsborough	22
Missing, Seminole	22
Westchase, Hillsborough	22
Florida Dept Of Corrections, Union	22
Yankeetown, Levy	22
Pine Hills, Orange	22
La Crosse, Alachua	22
Bradley, Polk	22
Ridge Manor, Pasco	22
Hawthorne, Putnam	21
Kissimmee, Orange	21
Wausau, Washington	21
Bonifay, Washington	21
Bostwick, Putnam	21
Long Key, Monroe	21
Sparr, Marion	21
Perdido Key, Escambia	21
Orange Lake, Marion	21
Wabasso, Indian River	20
Sydney, Hillsborough	20
Citrus Ridge, Indian River	20
Loughman, Polk	20
Paxton, Walton	20
Plymouth, Orange	19
Crystal Springs, Pasco	19
Everglades City, Collier	19
Mango, Hillsborough	19
Little Torch Key, Monroe	19
Laud-By-The-Sea, Broward	19
Pine Castle, Orange	19
Branford, Lafayette	19
Missing, Citrus	19
Babcock Ranch, Lee	19
Indian River Shores, Indian River	19

COVID-19: characteristics of 1,788,827 Florida resident cases

Data through Feb 12, 2021 verified as of Feb 13, 2021 at 09:25 AM

Data in this report are provisional and subject to change.

The table below includes the cities and counties of residence for cases in Florida residents based on the patient's ZIP Code. Note that city is not always received as part of the initial notification and may be missing while the case is being investigated.

City and county	Cases
Mexico Beach, Gulf	19
Sun City, Hillsborough	19
Sugarloaf Key, Monroe	18
Goodland, Collier	18
Florida International University, Dade	18
Missing, Manatee	18
Lowell, Marion	18
Archer, Levy	18
Wekiva Springs, Seminole	18
Hollywood, Dade	18
Parker, Bay	18
Pembroke Park, Broward	18
Orlando, Palm Beach	18
Fort Ogden, Desoto	18
Graceville, Holmes	17
Candler, Marion	17
Jensen Beach, St. Lucie	17
Nichols, Polk	17
Nalcrest, Polk	17
Maxville, Duval	17
Gulf Hammock, Levy	16
Shady Hills, Pasco	16
Jacksonville, Unknown	16
West Panama City Beach, Bay	16
Champions Gate, Polk	16
Orlando, Pinellas	16
Westlake, Palm Beach	15
Woodville, Leon	15
Lake City, Suwannee	15
Wewahitchka, Calhoun	15
Redington Shores, Pinellas	15
Lake Buena Vista, Orange	15
Golden Oak, Orange	15
Missing, Collier	15
Tallevast, Manatee	15
Hernando Beach, Hernando	15
Gulf Stream, Palm Beach	15
Webster, Hernando	15
Village Of Palmetto Bay, Dade	14
Mount Dora, Orange	14
Union Park, Orange	14
Copeland, Collier	14
High Springs, Gilchrist	14
Hutchinson Island, St. Lucie	14
White Springs, Columbia	14
Winter Garden, Lake	14
Murdock, Charlotte	14
Forest City, Orange	14
Orlando, Brevard	13
Otter Creek, Levy	13
Saint George Island, Franklin	13
Trilby, Pasco	13
Hialeah, Unknown	13
Belleair Bluffs, Pinellas	13
Trenton, Levy	13
Orlando, Lake	13
Buckingham, Lee	13
Watersound, Walton	13
Missing, Indian River	13

COVID-19: characteristics of 1,788,827 Florida resident cases

Data through Feb 12, 2021 verified as of Feb 13, 2021 at 09:25 AM

Data in this report are provisional and subject to change.

The table below includes the cities and counties of residence for cases in Florida residents based on the patient's ZIP Code. Note that city is not always received as part of the initial notification and may be missing while the case is being investigated.

City and county	Cases
Lakewood Ranch, Sarasota	13
Suwannee, Dixie	13
Laurel Hill, Walton	13
Roseland, Indian River	12
Graham, Bradford	12
Braden River, Manatee	12
Kingsley Lake, Bradford	12
Gonzalez, Escambia	12
Rosemary Beach, Walton	12
Pensacola Beach, Escambia	12
Johns Pass Village, Pinellas	12
Orlando, Unknown	12
Saint Lucie West, St. Lucie	12
Choctaw Beach, Okaloosa	12
Brooksville, Pasco	12
Lake Monroe, Seminole	12
Fort Charlotte, Charlotte	12
Daytona Beach Shores, Volusia	12
Missing, Brevard	12
Long Boat Key, Manatee	11
Unknown, Dade	11
Missing, Broward	11
Ramrod Key, Monroe	11
Holder, Citrus	11
Mount Plymouth, Lake	11
Orlando, Leon	11
Wahneta, Polk	11
Durant, Hillsborough	11
Citrus Hills, Citrus	10
Leisure City, Dade	10
Orlando, Duval	10
Passport, Unknown	10
Seacrest, Walton	10
Missing, Putnam	10
Greenville, Taylor	10
Hillsboro Beach, Broward	10
Ozona, Pinellas	10
Missing, Nassau	10
Indian Creek Village, Dade	10
Naples, Lee	10
Steinhatchee, Dixie	10
Eau Gallie, Brevard	10
Deerfield Beach, Palm Beach	10
Telogia, Liberty	10
Alys Beach, Bay	10
Cottdale, Washington	9
Redington Beach, Pinellas	9
Sea Ranch Lakes, Broward	9
Palma Sola, Manatee	9
Lake Como, Putnam	9
Missing, Polk	9
University Park, Manatee	9
Grandin, Putnam	9
Beverly Beach, Flagler	9
Rubonia, Manatee	9
Los Angeles, Dade	9
Lamont, Madison	9
Lloyd, Jefferson	9
Cypress, Jackson	9

COVID-19: characteristics of 1,788,827 Florida resident cases

Data through Feb 12, 2021 verified as of Feb 13, 2021 at 09:25 AM

Data in this report are provisional and subject to change.

The table below includes the cities and counties of residence for cases in Florida residents based on the patient's ZIP Code. Note that city is not always received as part of the initial notification and may be missing while the case is being investigated.

City and county	Cases
Haines Creek, Lake	9
Florida State Univ Admin, Leon	9
Forest City, Seminole	9
Fanning Springs, Gilchrist	9
Perrine, Dade	9
Saint Augustine, Duval	9
West Delray Beach, Palm Beach	9
Grant Valkaria, Brevard	9
Briny Breezes, Palm Beach	9
Dade City, Hernando	9
Nobleton, Hernando	8
Elfers, Pasco	8
Missing, Martin	8
Virginia Gardens, Dade	8
Salem, Taylor	8
Missing, Unknown	8
Umatilla, Marion	8
Seybold, Dade	8
Fairfield, Marion	8
Ferndale, Lake	8
Fort Walton Beach, Unknown	8
Captiva, Lee	8
Cross Creek, Alachua	8
Goldenrod, Seminole	8
Ponce De Leon, Walton	8
Deer Island, Lake	8
East Lake, Marion	8
Gibsonia, Polk	8
Jerome, Collier	8
Innovation, Pasco	7
Barberville, Volusia	7
Wildlight, Nassau	7
Fort Lauderdale, Unknown	7
Missing, Okaloosa	7
Saint Augustine Beach, St. Johns	7
Niceville, Walton	7
Orlando, Alachua	7
Putnam Hall, Putnam	7
Palm City, St. Lucie	7
Aripeka, Pasco	7
Maitland, Volusia	7
Pine Ridge, Citrus	7
Switzerland, St. Johns	7
University Of Central FI, Hillsborough	7
Orlando, Pasco	7
Longboat Key, Sarasota	7
Babcock Ranch, Charlotte	7
Keystone Heights, Bradford	7
Orange Springs, Marion	7
Fernandina, Nassau	7
Evinston, Alachua	7
Day, Lafayette	7
Orange Park, Duval	7
Port Saint John, Brevard	7
Basinger, Okeechobee	7
Lake Butler, Bradford	6
Missing, Flagler	6
Missing, Bay	6
Mayport Naval Station, Duval	6

COVID-19: characteristics of 1,788,827 Florida resident cases

Data through Feb 12, 2021 verified as of Feb 13, 2021 at 09:25 AM

Data in this report are provisional and subject to change.

The table below includes the cities and counties of residence for cases in Florida residents based on the patient's ZIP Code. Note that city is not always received as part of the initial notification and may be missing while the case is being investigated.

City and county	Cases
Bradenton, Sarasota	6
Maitland, Osceola	6
Inglis, Citrus	6
Glenwood, Volusia	6
Boca Raton, Broward	6
Orchid, Indian River	6
Miccosukee, Leon	6
Pensacola, Unknown	6
Duck Key, Monroe	6
Sunny Hills, Washington	6
Orlando, Flagler	6
Orlando, Marion	6
White City, Gulf	6
Worthington Springs, Union	6
Holt, Santa Rosa	6
Quail Heights, Dade	6
Punta Gorda, Lee	6
River Ranch, Polk	6
Valkaria, Brevard	6
Indian Shores, Pinellas	6
Labelle, Lee	6
Missing, Clay	6
Missing, Sarasota	6
Missing, Taylor	6
Missing, Walton	6
Coco River, Collier	6
Grove City, Charlotte	6
Maitland, Hillsborough	6
Winter Park, Polk	6
Winderemere, Orange	6
Westchester, Dade	5
Port Salerno, Martin	5
Hialeah, Broward	5
Ebro, Bay	5
Eglin, Okaloosa	5
Bruce, Holmes	5
Scottsmoor, Brevard	5
Miami, Palm Beach	5
Stuart, St. Lucie	5
Pass, Unknown	5
Inlet Beach, Bay	5
Mayport, Duval	5
Milton, Escambia	5
Missing, Leon	5
Shady Grove, Taylor	5
Bayou George, Bay	5
Miami Gardens, Unknown	5
Miramar, Dade	5
Morriston, Marion	5
Kissimmee, Unknown	5
Jacksonville Naval Air Station, Duval	5
Fort Lauderdale, Palm Beach	5
Pompano Beach, Unknown	5
PSI, Unknown	5
San Carlos Park, Lee	5
Ybor City, Hillsborough	5
Ocoee, Lake	5
Okeechobee, Martin	5
N/A, Unknown	5

COVID-19: characteristics of 1,788,827 Florida resident cases

Data through Feb 12, 2021 verified as of Feb 13, 2021 at 09:25 AM

Data in this report are provisional and subject to change.

The table below includes the cities and counties of residence for cases in Florida residents based on the patient's ZIP Code. Note that city is not always received as part of the initial notification and may be missing while the case is being investigated.

City and county	Cases
Orlando, Manatee	5
Miami Beach, Unknown	5
Anastasia Island, St. Johns	5
Fort Lauderdale, Lee	5
University Of Central Fl, Martin	5
Williston, Marion	5
Seacrest, Bay	4
Point Washington, Walton	4
Pompano Beach, Dade	4
East Rockland Key, Monroe	4
El Jobean, Charlotte	4
Bella Collina, Lake	4
Alys Beach, Walton	4
Missing, Alachua	4
Naples, Unknown	4
Hinsdale, Manatee	4
Pompano Beach, Palm Beach	4
Oneco, Manatee	4
Wakulla Springs, Wakulla	4
Weirsdale, Lake	4
International Service Center, Dade	4
Indian Rock Beach, Pinellas	4
Hollywood, Unknown	4
Bowling Green, Polk	4
Cypress Gardens, Polk	4
Sugarloaf, Monroe	4
Clarcona, Orange	4
Lamont, Taylor	4
Lazy Lake, Broward	4
Orlando, Lee	4
Missing, Sumter	4
Newberry, Gilchrist	4
Okeechobee, Osceola	4
Boynton Beach, Broward	4
Branford, Gilchrist	4
Conch Key, Monroe	4
Cape Haze, Charlotte	4
Clewiston, Palm Beach	4
Oklawaha, Marion	4
Greenville, Jefferson	4
Deland, Lake	4
Port Charlotte, Unknown	4
Okeechobee, Glades	4
West Bradenton, Manatee	4
Loxahatchee Groves, Palm Beach	4
Live Oak, Madison	4
Lake Geneva, Clay	4
Pensacola, Santa Rosa	4
Missing, Highlands	4
Glen Ridge, Palm Beach	4
Coconut Creek, Palm Beach	4
Highland Park, Polk	4
Melrose, Bradford	4
Margate, Unknown	4
Mid Florida, Seminole	4
Ocean Breeze, Martin	4
Pass, Dade	3
Vero Beach, Brevard	3
Los Angeles, Broward	3

COVID-19: characteristics of 1,788,827 Florida resident cases

Data through Feb 12, 2021 verified as of Feb 13, 2021 at 09:25 AM

Data in this report are provisional and subject to change.

The table below includes the cities and counties of residence for cases in Florida residents based on the patient's ZIP Code. Note that city is not always received as part of the initial notification and may be missing while the case is being investigated.

City and county	Cases
Lake Worth, Broward	3
Jacksonville, Dade	3
Brewton, Escambia	3
Apopka, Broward	3
Lanark Village, Franklin	3
Lake Harbor, Palm Beach	3
Maitland, Polk	3
Orem, Palm Beach	3
Pp, Dade	3
Pp, Unknown	3
Woodside, Broward	3
Lake City, Duval	3
Lakeland, Hillsborough	3
Immokalee, Lee	3
Lynbrook, Broward	3
Miami, Orange	3
Miami Gardens, Broward	3
Fort Myers, Unknown	3
Hallandale Beach, Unknown	3
Blountstown, Liberty	3
Wildwood, Marion	3
Village Of Golf, Palm Beach	3
Saint Augusaintine Beach, St. Johns	3
Port Saint Lucie, Martin	3
Palm Coast, Volusia	3
Saint Petersburg, Hillsborough	3
Clermont, Orange	3
Jacksonville, Clay	3
Ludlam, Dade	3
Laurel, Sarasota	3
Pineland, Lee	3
Tarpon Springs, Pasco	3
Tampa Palms, Hillsborough	3
Tampa, Pinellas	3
Winter Garden, Seminole	3
Coraopolis, Citrus	3
Chicago, Lee	3
Bristol, Calhoun	3
North Fort Myers, Charlotte	3
Jacksonville, Alachua	3
Stuart, Palm Beach	3
Sorrento, Orange	3
Land O Lakes, Hillsborough	3
Lady Lake, Marion	3
Jacksonville , Duval	3
Bay Harbor Islands, Unknown	3
Ft Pierce, St. Lucie	3
Milligan, Okaloosa	3
Westville, Walton	3
Cape San Blas, Gulf	3
Crestview, Walton	3
Fernandina Beach, Duval	3
Apopka, Lake	3
Island Grove, Alachua	3
Green Cove Springs, Duval	3
Fpo, Duval	3
Vernon, Bay	3
Mayport Naval Housing, Duval	3
Monticello, Madison	3

COVID-19: characteristics of 1,788,827 Florida resident cases

Data through Feb 12, 2021 verified as of Feb 13, 2021 at 09:25 AM

Data in this report are provisional and subject to change.

The table below includes the cities and counties of residence for cases in Florida residents based on the patient's ZIP Code. Note that city is not always received as part of the initial notification and may be missing while the case is being investigated.

City and county	Cases
Samoset, Manatee	3
San Fernando, Unknown	3
Jonesville, Alachua	3
Julington Creek, St. Johns	3
Jupiter Island, Martin	3
Longwood, Unknown	3
Mims, Volusia	3
Miramar, Unknown	3
Marco Island, Lee	3
Alford, Washington	3
Altamonte Springs, Orange	3
Pembroke Pines, Unknown	3
Ocean Reef Club, Monroe	3
Sandestin, Walton	3
Vero Beach, St. Lucie	3
Venice, Dade	2
West Palm Beach, Unknown	2
Windermere, Hillsborough	2
Winter Park, Volusia	2
Winter Springs, Orange	2
Sand Lake, Orange	2
University Of Central Fl, Seminole	2
Union, Manatee	2
Okeechobee, Highlands	2
Orlando, Escambia	2
Port Charlotte, Lee	2
Port St. Lucie, St. Lucie	2
Bonnie, Dade	2
Eatonville, Polk	2
Delray Beach, Broward	2
Fort Pierce, Brevard	2
High Springs, Columbia	2
Graceville, Unknown	2
Miami, Martin	2
Long Beach, Orange	2
New Port Richey, Hillsborough	2
Labelle, Collier	2
Jena, Taylor	2
Lauderhill, Unknown	2
Sarasota, Unknown	2
Port Canaveral, Brevard	2
Plantation Key, Monroe	2
Orlando, St. Lucie	2
Oakland Park, Unknown	2
Orlando, Collier	2
Seguin, Unknown	2
Sunrise, Unknown	2
Tampa, Broward	2
Tarpon Springs, Hillsborough	2
Marysville, Dade	2
Callahan, Duval	2
Cross Key, Monroe	2
Cibolo, Orange	2
Claysville, Hernando	2
Dade City, Unknown	2
Crescent Beach, Sarasota	2
Defuniak Springs, Okaloosa	2
Defuniak Springs, Unknown	2
Saint Marys, Nassau	2

COVID-19: characteristics of 1,788,827 Florida resident cases

Data through Feb 12, 2021 verified as of Feb 13, 2021 at 09:25 AM

Data in this report are provisional and subject to change.

The table below includes the cities and counties of residence for cases in Florida residents based on the patient's ZIP Code. Note that city is not always received as part of the initial notification and may be missing while the case is being investigated.

City and county	Cases
Windermere, Lake	2
Wacissa, Jefferson	2
Sutton, Pasco	2
Tampa, Unknown	2
Port Saint Lucie, Palm Beach	2
Red Bay, Holmes	2
Fisher Island, Unknown	2
Fort Lauderdale, Alachua	2
Deerfield Beach, Unknown	2
Doral, Unknown	2
Brooklyn, Broward	2
Cross City, Taylor	2
Carl Fisher, Dade	2
Jupiter, Dade	2
Homeless, Hillsborough	2
Lakeland, Unknown	2
Micanopy, Marion	2
Summerfield, Unknown	2
Tampa, Hernando	2
Sebring, Desoto	2
Sharpes, Brevard	2
Saint Lucie Village, St. Lucie	2
Ormond Beach, Flagler	2
Panama City, Unknown	2
Pembroke Pines, Dade	2
Vero Beach, Unknown	2
Wauchula, Desoto	2
Yeehaw, Okeechobee	2
Marina Del Rey, Broward	2
Melrose, Clay	2
Mesa, Unknown	2
Longview, Dade	2
Noma, Holmes	2
Missing, Osceola	2
Jacksonville Naval Hospital, Duval	2
Jacksonville, Nassau	2
Hosford, Calhoun	2
Aventura, Broward	2
000000, Unknown	2
Champions Gate, Osceola	2
Weston, Dade	2
West Palm Beach, Dade	2
Winter Park, Leon	2
Olustee, Baker	2
Orlando, Charlotte	2
Orlando, Santa Rosa	2
Palm Springs North, Dade	2
Lecanto, Marion	2
Maitland, Leon	2
Missing, Hernando	2
Miami Shores, Broward	2
Fort Myers, Collier	2
Fort Pierce, Martin	2
Lake Helen, Orange	2
Clermont, Polk	2
Doctors Inlet, Clay	2
Bonifay, Jackson	2
Bonnie, Sarasota	2
Bronx, Seminole	2

COVID-19: characteristics of 1,788,827 Florida resident cases

Data through Feb 12, 2021 verified as of Feb 13, 2021 at 09:25 AM

Data in this report are provisional and subject to change.

The table below includes the cities and counties of residence for cases in Florida residents based on the patient's ZIP Code. Note that city is not always received as part of the initial notification and may be missing while the case is being investigated.

City and county	Cases
None, Dade	2
Navarre, Okaloosa	2
Mount Pleasant, Gadsden	2
Seven Springs, Pasco	2
Upper Key Largo, Monroe	2
University Of Central Florida, Brevard	2
West Villages, Sarasota	2
Zellwood, Lake	2
Blountstown, Jackson	2
Alligator Point, Franklin	2
Coconut Creek, Unknown	2
Bradington, Manatee	2
Hallandale Beach, Dade	2
Crawfordville, Leon	2
Eatonville, Lake	2
Lutz, Pinellas	2
Los Angeles, Okaloosa	2
Lawtey, Union	2
Wekiwa Springs, Seminole	2
Wimauma, Manatee	2
Provo, Broward	2
Portland, Unknown	2
Moore Haven, Hendry	2
University Of Central Florida, Palm Beach	2
University Of Central Florida, Pinellas	2
Sumatra, Liberty	2
Maitland, Lake	2
Hialeah Lakes, Dade	2
Hialeah, Orange	2
Naples, Broward	2
Cassadaga, Volusia	2
Fort Walton Beach, Walton	2
Dunnellon, Levy	2
Homeless, Dade	2
Madison, Unknown	2
Maitland, Pasco	2
Chipley, Jackson	2
Amelia City, Nassau	2
Apopka, Unknown	2
Alligator Point, Wakulla	2
Florida Power & Light Co, Dade	2
University Of Central Florida, Broward	2
Orlando, Okaloosa	2
Miamt, Dade	2
Ocala, Unknown	2
Ridge Manor Estates, Sumter	2
Saint Teresa, Wakulla	2
San Antonio, Dade	1
San Diego, Unknown	1
Republic, Monroe	1
Russellville, Hillsborough	1
Saint Augustine, Okaloosa	1
Steinhatchee, Alachua	1
Sanford, Palm Beach	1
Sebastian, Lake	1
Ridgewood, Broward	1
Riverview, Manatee	1
Roseland, Palm Beach	1
Porter Ranch, Dade	1

COVID-19: characteristics of 1,788,827 Florida resident cases

Data through Feb 12, 2021 verified as of Feb 13, 2021 at 09:25 AM

Data in this report are provisional and subject to change.

The table below includes the cities and counties of residence for cases in Florida residents based on the patient's ZIP Code. Note that city is not always received as part of the initial notification and may be missing while the case is being investigated.

City and county	Cases
Raiford, Bradford	1
Ponte Vedra Beach, Orange	1
Port Orange , Volusia	1
Port Saint Lucie, Indian River	1
Plant City, Unknown	1
Pompano Beach, Alachua	1
Middleburg, Duval	1
Midland, Osceola	1
Miami, Charlotte	1
Miamii, Dade	1
Missing, Wakulla	1
N/A, Duval	1
Naples, Alachua	1
Palm City, Unknown	1
Oviedo, Leon	1
Ocean City, Broward	1
Old Town, Gilchrist	1
Opa Locka, Polk	1
Orem, Sarasota	1
Orem, Unknown	1
University Of Central Florida, Hillsborough	1
Wilbur By The Sea, Volusia	1
Willowbrook, Lee	1
Westerville, Hillsborough	1
Wilton Manors, Dade	1
Winston Salem, Unknown	1
Winter Garden, Hillsborough	1
Woodland Hills, Brevard	1
Village Of Palm Springs, Palm Beach	1
Virginia Beach, Alachua	1
Webster, Pasco	1
Union City, Bradford	1
University Of Central Fl, Pasco	1
Tampa, Escambia	1
Tampa, Manatee	1
Tangerine, Lake	1
Yulee, Duval	1
Fort Denaud, Glades	1
Fort Meyers, Lee	1
Everett, Dade	1
Fl State Lot, Leon	1
El Paso, Unknown	1
Eatonville, Seminole	1
Colorado Springs, Unknown	1
Conifer, Lee	1
Destin, Unknown	1
Diamond, Highlands	1
Daniel Island, Bay	1
Altamonte, Orange	1
Alva, Collier	1
333, Unknown	1
Allentown, Putnam	1
Apple Creek, Citrus	1
Amelia Village, Nassau	1
Barefoot Beach, Lee	1
Azalea Park, Osceola	1
Avon, Manatee	1
Aventura, Osceola	1
Chipley, Holmes	1

COVID-19: characteristics of 1,788,827 Florida resident cases

Data through Feb 12, 2021 verified as of Feb 13, 2021 at 09:25 AM

Data in this report are provisional and subject to change.

The table below includes the cities and counties of residence for cases in Florida residents based on the patient's ZIP Code. Note that city is not always received as part of the initial notification and may be missing while the case is being investigated.

City and county	Cases
Chattanooga, Dade	1
Chickasha, Sarasota	1
Boston, Dade	1
Bryn Mawr, Palm Beach	1
Burkeville, Brevard	1
Camden Wyoming, Duval	1
Bear Grass, Palm Beach	1
Mary Esther, Escambia	1
Miami Garden, Unknown	1
Longwood, Orange	1
Lauderdale Hill, Unknown	1
Lehigh Cares, Lee	1
Live Oak, Columbia	1
Loganville, Orange	1
Lake Mary, Lake	1
Knoxville, Escambia	1
Homer, Escambia	1
Hickory, Lee	1
Hilliard, Unknown	1
Jeffersonville, Broward	1
Hallandate Ben, Unknown	1
Havana, Leon	1
Fortlauderdale, Unknown	1
Fortwalton Beach, Okaloosa	1
Ft Pierce, Unknown	1
Garland, Orange	1
Downers Grove, St. Lucie	1
Duke Field Air Force Station, Okaloosa	1
Export, Palm Beach	1
Fdsf, Unknown	1
Felda, Palm Beach	1
Flagler Beach, Volusia	1
Flomaton, Escambia	1
Flora, Lee	1
Fresno, Pasco	1
Fort Myers, Lake	1
Green, Clay	1
Greensburg, Orange	1
Greenville, Monroe	1
Gulf Shores, Escambia	1
Fruitland Park, Sumter	1
Fwb, Unknown	1
Gainesville, Marion	1
Gastonia, Polk	1
Clearwater, Highlands	1
Clermont, Unknown	1
Columbia, Orange	1
Coral Gables, Unknown	1
Coral Springs, Unknown	1
Cornelius, Leon	1
Crestview, Dade	1
Dade City, Polk	1
Dania, Unknown	1
Darien, Pasco	1
Arcadia, Charlotte	1
Aspen, Palm Beach	1
Atlanta, Broward	1
Aurburndale, Polk	1
Aventura, Unknown	1

COVID-19: characteristics of 1,788,827 Florida resident cases

Data through Feb 12, 2021 verified as of Feb 13, 2021 at 09:25 AM

Data in this report are provisional and subject to change.

The table below includes the cities and counties of residence for cases in Florida residents based on the patient's ZIP Code. Note that city is not always received as part of the initial notification and may be missing while the case is being investigated.

City and county	Cases
Azalea Park, Sarasota	1
Bartow, Unknown	1
Boca Rotan, Unknown	1
Alpharetta, Alachua	1
Apalachicola, Leon	1
Brooksville, Columbia	1
Bryn Mawr, Collier	1
Canfield, Duval	1
Naugatuck, Lee	1
Myakka, Duval	1
North Little Rock, Palm Beach	1
New Vernon, Sarasota	1
New York, Broward	1
Northville, Broward	1
Ocala, Indian River	1
Ocoee, Broward	1
Olando, Orange	1
Ocoee, Polk	1
Monessen, Palm Beach	1
Missing, Columbia	1
Missing, Baker	1
Middleburg, Unknown	1
Minneapolis, Broward	1
Hilliard, Dade	1
Hollywood, Leon	1
Holt, Unknown	1
Homestead, Monroe	1
Humble, Broward	1
Havanna, Gadsden	1
Lake City, Volusia	1
Jan Phyl Village, Polk	1
Killarney, Orange	1
Knoxville, Duval	1
Maitland, Unknown	1
Melbourne, Orange	1
Metter, Volusia	1
Miami Beach, Palm Beach	1
Miami Granders, Dade	1
Lakeland, Pasco	1
Lakewood, Unknown	1
Los Angeles, Polk	1
Sumter Ville, Unknown	1
Tallahassee, Escambia	1
Telluride, Lee	1
Tinley Park, Lee	1
University Of Central Fl, Dade	1
Stockbridge, Leon	1
Sullivans Island, Dade	1
Tampa, Dade	1
Tampa, Jackson	1
Tampa, Lee	1
Saint Petersburg, Dade	1
San Juan, Osceola	1
San Pedro Sula, Dade	1
Sandy, Duval	1
South Otselic, Dade	1
Sevierville, Dade	1
Southampton, Palm Beach	1
Springhill, Unknown	1

COVID-19: characteristics of 1,788,827 Florida resident cases

Data through Feb 12, 2021 verified as of Feb 13, 2021 at 09:25 AM

Data in this report are provisional and subject to change.

The table below includes the cities and counties of residence for cases in Florida residents based on the patient's ZIP Code. Note that city is not always received as part of the initial notification and may be missing while the case is being investigated.

City and county	Cases
Opa Locka, Unknown	1
Orem, Nassau	1
Orlando, Highlands	1
Pound Ridge, Leon	1
Richmond Heights, Dade	1
Riverview, Pinellas	1
Rochester, Lee	1
Rosemary Beach, Bay	1
Saint Cloud, Orange	1
Ponce, Orange	1
Port Charlotte Fl, Unknown	1
Plant City, Hendry	1
Plant City, Pinellas	1
Plantation, Unknown	1
Windermere, Polk	1
Winter Park, Lake	1
Wayne, Dade	1
West Simsbury, Collier	1
Leesburg, Marion	1
Lehigh Acres, Dade	1
Lewisburg, Pasco	1
Largo, Unknown	1
Littleton, Dade	1
Lake City, Hamilton	1
La Grange, Dade	1
Homosassa, Hernando	1
Holly Ridge, Orange	1
Homeless, Polk	1
Jerusalem, St. Johns	1
Louisville, Manatee	1
Los Angeles Ca, Unknown	1
Macdill Air Force Base, Hillsborough	1
Margate, Dade	1
Marshall, Dade	1
Mary Esther, Unknown	1
Miami Lakes, Unknown	1
Miami, Hillsborough	1
Miami, Manatee	1
Miami Beach, Broward	1
Missing, Jackson	1
Middlesburg, Duval	1
Davenport, Orange	1
Daytona Beach, Unknown	1
Deland, St. Lucie	1
Deltona, Orange	1
Foley, Escambia	1
Harrison, Pinellas	1
Granada Hills, Broward	1
Guilford, Dade	1
Hailandale, Unknown	1
Fort Myers-, Lee	1
Fort Pierce, Unknown	1
Gainesville, Duval	1
Bridgeport, Dade	1
Bronx, Palm Beach	1
Cartersville, Unknown	1
Conway, Leon	1
Cypress, Leon	1
Clermont, Volusia	1

COVID-19: characteristics of 1,788,827 Florida resident cases

Data through Feb 12, 2021 verified as of Feb 13, 2021 at 09:25 AM

Data in this report are provisional and subject to change.

The table below includes the cities and counties of residence for cases in Florida residents based on the patient's ZIP Code. Note that city is not always received as part of the initial notification and may be missing while the case is being investigated.

City and county	Cases
Clewiston, Glades	1
Altoona, Marion	1
Anaheim, Unknown	1
Argyle, Walton	1
Athens, Duval	1
Bogota, Orange	1
Bradenton, Dade	1
Bradenton, Osceola	1
Zolfo Springs, Polk	1
Westbrook, Dade	1
Wichita, Volusia	1
West Palm Beach, Broward	1
Winder Garden, Orange	1
Windermere, Leon	1
Windermere, Osceola	1
Windermere, Seminole	1
Winter Garden, Broward	1
Winter Park, St. Johns	1
Winter Garden, Pinellas	1
Winter Park, Broward	1
Winter Park, Indian River	1
Winter Park, Lee	1
Tulsa, Orange	1
Sun City Center, Hardee	1
Tiffin, Highlands	1
Venice, Unknown	1
Vernon, Unknown	1
Washington, Unknown	1
Wells, Polk	1
Saint Cloud, Unknown	1
Saint Johns, Unknown	1
Shelton, Manatee	1
Tallahassee, Duval	1
Tallahassee, Unknown	1
Tampa, Palm Beach	1
Tavares, Marion	1
Spring Hill , Hernando	1
Spring Hill, Dade	1
Starke, Clay	1
Stone Mountain, Palm Beach	1
Navarre, Dade	1
New Orleans, Palm Beach	1
Newark, Broward	1
Newburgh, Bay	1
North Pole, Seminole	1
North Port, Lee	1
Old Town, Alachua	1
Ona, Manatee	1
Oooooo, Unknown	1
Ocoee, Osceola	1
Okeechobee, Broward	1
Orlando, Columbia	1
Orlando, Indian River	1
Orem, Broward	1
Ormond Beach, Unknown	1
Oviedo, Brevard	1
Orlando, Sarasota	1
Saint Petersburg, St. Lucie	1
Sandford, Seminole	1

COVID-19: characteristics of 1,788,827 Florida resident cases

Data through Feb 12, 2021 verified as of Feb 13, 2021 at 09:25 AM

Data in this report are provisional and subject to change.

The table below includes the cities and counties of residence for cases in Florida residents based on the patient's ZIP Code. Note that city is not always received as part of the initial notification and may be missing while the case is being investigated.

City and county	Cases
Sarasota, Flagler	1
Saxis, Lee	1
Sebring, Lee	1
Rye, Duval	1
Rex, Duval	1
Parker, Dade	1
Parker, Leon	1
Pacifica, Dade	1
Palm Coast, Alachua	1
Palm Coast, Polk	1
Port Everglades, Broward	1
Peoria, Unknown	1
Plantation, Orange	1
Pompano Beach, Martin	1
Bryant, Alachua	1
Buffalo, Palm Beach	1
Carol Stream, Orange	1
Castleberry, Escambia	1
Charlotte, Pasco	1
Apopka, Flagler	1
99, Unknown	1
Alanson, Bay	1
Aollywoss, Dade	1
Boca Raton, Unknown	1
Bohealia, Lee	1
Blowing Rock, Polk	1
Belleair, Hillsborough	1
Dorchester, Orange	1
Estero, Collier	1
Fanning Springs, Levy	1
Columbus, Brevard	1
Cookeville, Seminole	1
Clear Brook, Lee	1
Deland, Polk	1
Dallas, Lee	1
De Leon Springs, Putnam	1
Crestview, Holmes	1
Cumberland, Palm Beach	1
Dade City, Hillsborough	1
Lake Placid, Alachua	1
Lake Worth Beach, Broward	1
Jamaica, Broward	1
Jersey City, Polk	1
Jupiter, Unknown	1
Kingsland, Duval	1
Kissimmee, Brevard	1
Gainesville, Baker	1
Gilmer, Dade	1
Jacksonville, Manatee	1
Haverford, Hillsborough	1
Herrin, Orange	1
Miami, Collier	1
Miami, St. Lucie	1
Marshall, Palm Beach	1
Melrose, Alachua	1
Miamf, Dade	1
Miami G, Dade	1
Marianna, Calhoun	1
Los Angeles, Palm Beach	1

COVID-19: characteristics of 1,788,827 Florida resident cases

Data through Feb 12, 2021 verified as of Feb 13, 2021 at 09:25 AM

Data in this report are provisional and subject to change.

The table below includes the cities and counties of residence for cases in Florida residents based on the patient's ZIP Code. Note that city is not always received as part of the initial notification and may be missing while the case is being investigated.

City and county	Cases
Lyndhurst, Broward	1
Magnolia Square, Osceola	1
Maitland, Alachua	1
Lemoyne, Manatee	1
Lawrence Township, Palm Beach	1
Lander, Citrus	1
Las Vegas, Orange	1
Panama City, Walton	1
Perry, Leon	1
Port Orange, Unknown	1
Port Saint Lucie, Orange	1
Provincetown, Collier	1
Palm Coast, Duval	1
Orlando, Union	1
Ovido, Seminole	1
Oxford, Palm Beach	1
Opalocka, Dade	1
Oakland, Leon	1
Ocala, Alachua	1
Okeechobee, St. Lucie	1
New Richmond, Volusia	1
North Canton, Palm Beach	1
Tangerine, Seminole	1
Spring Park, Alachua	1
Steinhatchee, Madison	1
Tewksbury, Orange	1
Umatilla, Alachua	1
University Of Central Florida, Monroe	1
Toms River, Dade	1
South Burlington, Orange	1
Shannon, Collier	1
Soldotna, Broward	1
Rio Dell, Volusia	1
Rochelle, Volusia	1
Saint Cloud, Lee	1
Saint Johns, Orange	1
San Antonio, Sarasota	1
San Antonio, Unknown	1
Sanford, Volusia	1
Winter Park, Osceola	1
Wood River, Polk	1
Worcester, Palm Beach	1
Wesley Chapel, Alachua	1
Virginia Beach, Hernando	1
Waco, Broward	1
Washington, Broward	1
Wheaton, Lee	1
Winter Park, Alachua	1
Wilmington, Broward	1
Cincinnati, Dade	1
Crossings, Unknown	1
Dfafs, Okaloosa	1
Davenport, Lake	1
Davie, Unknown	1
Dayton, Orange	1
Edgewood, Broward	1
Elkton, Putnam	1
Floral, Okaloosa	1
Armstrong, St. Johns	1

COVID-19: characteristics of 1,788,827 Florida resident cases

Data through Feb 12, 2021 verified as of Feb 13, 2021 at 09:25 AM

Data in this report are provisional and subject to change.

The table below includes the cities and counties of residence for cases in Florida residents based on the patient's ZIP Code. Note that city is not always received as part of the initial notification and may be missing while the case is being investigated.

City and county	Cases
Atl, Brevard	1
Alva, Escambia	1
Andalusia, Escambia	1
Arcadia, Highlands	1
Baker, Santa Rosa	1
Belleville, Palm Beach	1
Belmont, Santa Rosa	1
Blountstown, Broward	1
Bronson, Alachua	1
Brooker, Alachua	1
Bradenton, Clay	1
Brandon, Pinellas	1
Bonita, Lee	1
Bocaraten, Palm Beach	1
Hudson, Pinellas	1
Hoosick Falls, Broward	1
Indian Rock Beach, Palm Beach	1
Interlachen, Duval	1
Kure Beach, Monroe	1
Lakeland, Palm Beach	1
Gibsonton, Unknown	1
Gainesville, Okaloosa	1
Gainesville, Unknown	1
Hialeahgardens, Dade	1
Hiram, Leon	1
Greenbrier, Bay	1
Groveland, Orange	1
Monroe, Hillsborough	1
North Laud, Unknown	1
Ocoee, Unknown	1
Oldsrav, Manatee	1
Longwood, Broward	1
Lucedale, St. Lucie	1
Macclenny, Duval	1
Mantua, Broward	1
Middletown, Osceola	1
Mayaguez, Dade	1
Windermere, Volusia	1
Wtixrat, Dade	1
Westlake Village, Unknown	1
White Plains, Broward	1
Whites Creek, Leon	1
Watersound, Bay	1
Trenton, Dixie	1
Unknown, Unknown	1
Ventura, Orange	1
Pembroke Pines, Orange	1
Pensacola, Sumter	1
Perth Amboy, Hillsborough	1
Paducah, Manatee	1
Palm Coast, Unknown	1
Orlando, Jackson	1
Saint Augustine, Flagler	1
Powell, Lee	1
Port Orange, Brevard	1
Puerto Rico, Unknown	1
Punta Gorda, Unknown	1
Randolph, Orange	1
Rivera Beach, Palm Beach	1

COVID-19: characteristics of 1,788,827 Florida resident cases

Data through Feb 12, 2021 verified as of Feb 13, 2021 at 09:25 AM

Data in this report are provisional and subject to change.

The table below includes the cities and counties of residence for cases in Florida residents based on the patient's ZIP Code. Note that city is not always received as part of the initial notification and may be missing while the case is being investigated.

City and county	Cases
Sunrtise, Dade	1
Tallahassee, Gadsden	1
Tallahassee, Madison	1
Seffenner, Hillsborough	1
Seminole, Lee	1
Saint Petersburg, Charlotte	1
Toms River, Lee	1
Tourist, Dade	1
University Of Central Florida, Lee	1
Unk, Duval	1
Unknown Out Of Area, St. Lucie	1
Mckinney, Broward	1
Miamc, Dade	1
Missing, Okeechobee	1
Monroe Township, Palm Beach	1
Moore Haven, Okeechobee	1
Morrisville, Unknown	1
Lake Butler, Alachua	1
Las Vegas, Palm Beach	1
Ldhl, Broward	1
Longwood, Volusia	1
Lehigh Acres, Collier	1
Lincoln, St. Lucie	1
Little Neck, Lee	1
Homeless, Monroe	1
Homeless, Pinellas	1
Hudson, Hernando	1
Hoclywsod, Dade	1
Holiday, Pinellas	1
Indian Rocks Beach, Duval	1
Indiantown, Palm Beach	1
Inglewood, Sarasota	1
Inverness, Marion	1
Inwood, Broward	1
Irvine, Marion	1
Istachatta, Hernando	1
Jupiter, St. Lucie	1
Kenilworth, Leon	1
Jacksonville, Orange	1
Jefferson, Dade	1
Jonesboro, Leon	1
Key West, Duval	1
Keys West, Unknown	1
Kingsland, Nassau	1
Knoxville, Bay	1
Carmel, Orange	1
Cedar Springs, Hernando	1
Chicago, Unknown	1
Coconut Ck, Unknown	1
Dallas, Hernando	1
Dayton, Lake	1
Daytona Beach, Pinellas	1
Dearborn, Broward	1
Deer Park, Dade	1
Brooklyn, Dade	1
Brooklyn, Lee	1
Caracas, Dade	1
Boston, Broward	1
Bel Air, Collier	1

COVID-19: characteristics of 1,788,827 Florida resident cases

Data through Feb 12, 2021 verified as of Feb 13, 2021 at 09:25 AM

Data in this report are provisional and subject to change.

The table below includes the cities and counties of residence for cases in Florida residents based on the patient's ZIP Code. Note that city is not always received as part of the initial notification and may be missing while the case is being investigated.

City and county	Cases
O, Manatee	1
Alachua, Duval	1
Alpharetta, Broward	1
Apopka, Clay	1
Asheville, Highlands	1
Astoria, Broward	1
Bartow, Hardee	1
Downingtown, Hillsborough	1
Dpo, Santa Rosa	1
Dunedin, Unknown	1
Deerfield, Dade	1
Deland, Seminole	1
Deltona, Seminole	1
Fort Lauderdale, Leon	1
Fort Myers, Sarasota	1
Fort Pierce, Palm Beach	1
Fort White, Clay	1
East Palatka, Hillsborough	1
Eastpoint, Leon	1
Gotcha, Orange	1
Greensburg, Palm Beach	1
Garden City, Alachua	1
Gaylord, Orange	1
Hallandale, Unknown	1
Haines City, Osceola	1
Hernando, Marion	1
Hialeah, Collier	1
Helen, Bay	1
Saint Joseph, Volusia	1
Russellville, Bay	1
Saint Cloud, Palm Beach	1
Prattville, Hillsborough	1
Prestonsburg, Bay	1
Quincy, Jackson	1
Rapid City, Broward	1
Piasa, Putnam	1
Suitland, Volusia	1
Sunbright, Palm Beach	1
San Antonio, Orange	1
Sanford, Unknown	1
Seminole, Leon	1
Shalimar, Unknown	1
Shirley, Flagler	1
Oldsmar, Hillsborough	1
North Palm Beach, Orange	1
Northport, Sarasota	1
Oakland, Lee	1
Milford, Lee	1
Myakka City, Sarasota	1
New Middletown, Hillsborough	1
New Port Richey, Pinellas	1
New Port Richey, Unknown	1
Newberry, Marion	1
Orlo Vista, Orange	1
Other, Dade	1
Palm Beach Gardens, Unknown	1
Palmetto Bay, Palm Beach	1
Palmetto, Pasco	1
Pass-A-Grille Beach, Pinellas	1

COVID-19: characteristics of 1,788,827 Florida resident cases

Data through Feb 12, 2021 verified as of Feb 13, 2021 at 09:25 AM

Data in this report are provisional and subject to change.

The table below includes the cities and counties of residence for cases in Florida residents based on the patient's ZIP Code. Note that city is not always received as part of the initial notification and may be missing while the case is being investigated.

City and county	Cases
Pembroke Lakes, Broward	1
Tavares, Orange	1
Tequesta, Martin	1
Topsham, Manatee	1
Town Of Nocatee, St. Johns	1
Troy, Manatee	1
Unkn, Duval	1
Syracuse, Polk	1
Tallahassee, Dade	1
Tamarac, Dade	1
Waipahu, Santa Rosa	1
Ward, Polk	1
Wellborn, Columbia	1
West Aplm Beach, Palm Beach	1
West Yarmouth, St. Lucie	1
Venetian Islands, Dade	1
Winter Garden, Duval	1
Woodbine, Nassau	1
Yulee, St. Johns	1
Zephyrhills, Hillsborough	1
Daytona Beach, Orange	1
Deerfield Beach, Polk	1
Crestview, Broward	1
Dalecity, Okaloosa	1
Clearwater, Leon	1
Crystal River, Marion	1
Crystal River, Unknown	1
Fellsmere, Brevard	1
Fleming Island, Duval	1
Florida City, Unknown	1
Fort Lauderdale, Collier	1
El Dorado, Palm Beach	1
East Setauket, Palm Beach	1
Canton, Duval	1
Charlotte, Alachua	1
Cantonment, Santa Rosa	1
Cape Coral, Unknown	1
Bryceville, Duval	1
Bradenton, Lee	1
Boca Raton, Dade	1
Boca Raton, Madison	1
Bogota, Unknown	1
Atlanta, Walton	1
Attalla, Broward	1
Auburn, Palm Beach	1
Autaugaville, Broward	1
Apopka, Volusia	1
Alachua, Suwannee	1
Alafaya, Broward	1
Alafaya, Pinellas	1
Merrick, Palm Beach	1
Metter, Manatee	1
Miamiardens, Unknown	1
Miamksaohes, Dade	1
Miami Dade, Unknown	1
Lake Clarke Shores, Palm Beach	1
Lake Forest, Collier	1
Macclenny, Dixie	1
Madison, Jefferson	1

COVID-19: characteristics of 1,788,827 Florida resident cases

Data through Feb 12, 2021 verified as of Feb 13, 2021 at 09:25 AM

Data in this report are provisional and subject to change.

The table below includes the cities and counties of residence for cases in Florida residents based on the patient's ZIP Code. Note that city is not always received as part of the initial notification and may be missing while the case is being investigated.

City and county	Cases
Maitland, Collier	1
Key West, Palm Beach	1
Kilgore, Dade	1
Jupiter Inlet, Palm Beach	1
Jzx, Unknown	1
Land O Lakes, Unknown	1
Landolakes, Unknown	1
Lawton, Okaloosa	1
Levittown, Palm Beach	1
Lima, Manatee	1
Lima, Volusia	1
Gainesville, Levy	1
Glen Cove, Unknown	1
Glen Saint Mary, Duval	1
Golden Oak, Hillsborough	1
Greensboro, Leon	1
Jacksonville, Baker	1
Jacksonville, Marion	1
Irmo, Unknown	1
Immokalee, Walton	1
Twentynine Palms, Broward	1
Surprise, Unknown	1
Syracuse, Unknown	1
St Cloud, Orange	1
St Helena Is, Dade	1
Vernon, Walton	1
West Miami, Unknown	1
Waukesha, Volusia	1
Venezuela, Unknown	1
Whippany, Volusia	1
Xifamk, Dade	1
Windermere, Alachua	1
Winfield, Hillsborough	1
Winter Garden, Unknown	1
Winter Park, Brevard	1
Winter Park, Unknown	1
Orlando, Gadsden	1
Orlando, Hernando	1
Orlando, St. Johns	1
Orem, Dade	1
Orlando, Citrus	1
Ocala, Duval	1
Okeechobi, Unknown	1
Monument, Broward	1
Mokena, Lee	1
Morrisville, Palm Beach	1
North Brunswick, St. Lucie	1
North Grafton, Dade	1
North Lauderdale, Unknown	1
North Porte, Unknown	1
Notrealville, Polk	1
Orlando, Walton	1
Oviedo, Lake	1
Pensacola, Dade	1
Panomo City, Bay	1
Parrish, Sarasota	1
Plantation, Leon	1
Pooler, Broward	1
Port St. Lucie, Unknown	1

COVID-19: characteristics of 1,788,827 Florida resident cases

Data through Feb 12, 2021 verified as of Feb 13, 2021 at 09:25 AM

Data in this report are provisional and subject to change.

The table below includes the cities and counties of residence for cases in Florida residents based on the patient's ZIP Code. Note that city is not always received as part of the initial notification and may be missing while the case is being investigated.

City and county	Cases
Punta Gorda, Sarasota	1
Putnam, Putnam	1
Rye, Palm Beach	1
Ridgewood, Lee	1
Roayl Palm Beach, Palm Beach	1
Roseville, Broward	1
Saint Petersburg, Bay	1
San Marcos, Unknown	1
Lake Worth, Unknown	1
Litchfield Park, Monroe	1
Littleton, St. Johns	1
Jupiter, Pinellas	1
Kansas City, Palm Beach	1
Lake Como, Nassau	1
Lake In The Hills, Broward	1
Gwynn Oak, Polk	1
Indianapolis, Lee	1
Newaygo, Charlotte	1
New Canaan, Dade	1
Na, Dade	1
Naples, Leon	1
Melbourne, Volusia	1
Mattoon, Lee	1
Milford, Bay	1
Milford, Unknown	1
Marianna, Leon	1
Marianna, Washington	1
Mary Esther, Hillsborough	1
Los Angeles, Orange	1
Maitland, Palm Beach	1
Marathon Shores, Monroe	1
Fort Worth, Broward	1
Franklin, Orange	1
Frostproof, Highlands	1
Gainesville, Palm Beach	1
Gainesville, Santa Rosa	1
Crescent City, Marion	1
Crestview, Unknown	1
Commerce Township, Manatee	1
Crawfordville, Alachua	1
Denton, Broward	1
Destin, Bay	1
Eureka, Flagler	1
Evansville, Citrus	1
Bonnie, St. Johns	1
Boys Ranch, Suwannee	1
Brownsville, Escambia	1
Bryant, Palm Beach	1
Clearwater, Hillsborough	1
Coal City, Pasco	1
Celebration, Orange	1
Chicago, Broward	1
Choctaw Beach, Unknown	1
8852 Teacher Ln, Pasco	1
Addison, Pasco	1
Apopka, Citrus	1
Apopka, Hillsborough	1
Arabi, Orange	1
Austin, Dade	1

COVID-19: characteristics of 1,788,827 Florida resident cases

Data through Feb 12, 2021 verified as of Feb 13, 2021 at 09:25 AM

Data in this report are provisional and subject to change.

The table below includes the cities and counties of residence for cases in Florida residents based on the patient's ZIP Code. Note that city is not always received as part of the initial notification and may be missing while the case is being investigated.

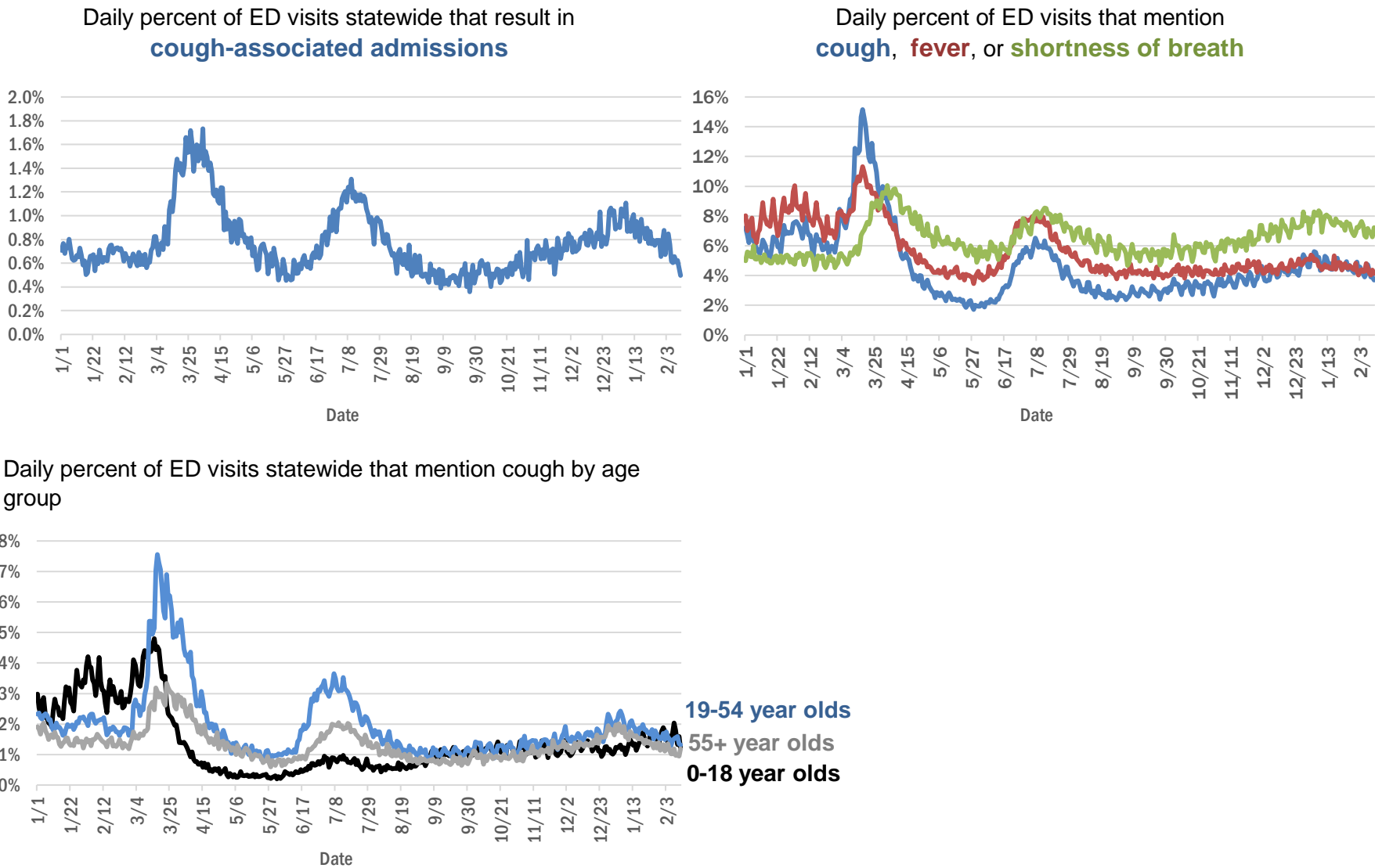
City and county	Cases
Belleair Bluffs, Unknown	1
Apo, Collier	1
Big Torch Key, Monroe	1
Black, Holmes	1
Boca Raton, Lee	1
Bonifay, Unknown	1
Port Saint Lucie, Marion	1
Port St Luice, Unknown	1
Pompano Beach, Osceola	1
Pensacola Naval Hospital, Escambia	1
Plymouth, Pasco	1
Pass-A-Grille, Pinellas	1
Oviedo, Orange	1
Pace, Escambia	1
Painted Post, Pasco	1
Palatka, Marion	1
Okeechobee, Unknown	1
North Port, Charlotte	1
Tavares, Unknown	1
Temple, Palm Beach	1
Summerdale, Escambia	1
Sun City Center, Lee	1
Surfside Beach, Orange	1
Tampa, Duval	1
Saint Charles, Orange	1
St Peterburg, Orange	1
Stiamk, Dade	1
Scottsdale, Brevard	1
Roswell, Bay	1
Ruskin, Dade	1
Ruskin, Manatee	1
Saint Petersburg, Duval	1
Saint Petersburg, Manatee	1
Winter Springs, Polk	1
Youngstown, Washington	1
Winnetka, Dade	1
Winter Garden, Osceola	1
Winter Haven, Osceola	1
Winter Park, Duval	1
Winter Park, Palm Beach	1
Weston, Unknown	1
Wildwood, Lee	1
West Hollywood, Broward	1
Waverly, Duval	1
Wabasha, Clay	1
Unknown, Duval	1
Upland, Manatee	1
Total	1,788,827

COVID-19: additional surveillance information

Data through Feb 12, 2021 verified as of Feb 13, 2021 at 09:25 AM

Data in this report are provisional and subject to change.

Statewide emergency department (ED) chief complaint and admission data



The Electronic Surveillance System for the Early Notification of Community-Based Epidemics (ESSENCE-FL) includes chief complaint data from 211 of 211 Florida EDs. Data are transmitted electronically to ESSENCE-FL daily or hourly.

COVID-19: testing by laboratory

Data through Feb 12, 2021 verified as of Feb 13, 2021 at 09:25 AM

Data in this report are provisional and subject to change.

The numbers in the table below represent the number of Florida and non-Florida residents for whom test results were received by the Department of Health. A person can be tested by more than one laboratory and can have both positive and negative results. **Therefore, the sum of the numbers in each column will be larger than the total number of people tested.**

Reporting lab	Inconclusive	Negative	Positive	Percent positive	Total
LABORATORY CORPORATION OF AMERICA	2,459	1,522,073	208,494	12%	1,733,026
CURATIVE LABS	13,152	1,380,354	208,170	13%	1,601,676
QUEST DIAGNOSTICS	11,308	1,308,600	193,723	13%	1,513,631
BIO REFERENCE LABORATORIES, INC	7,555	888,892	170,800	16%	1,067,247
REALTOX LABS LLC	6,085	565,928	92,773	14%	664,786
HELIX	7,563	551,601	97,454	15%	656,618
GENETWORX	661	390,602	32,957	8%	424,220
NOMI_HEALTH	2,024	339,061	50,268	13%	391,353
CDR MAGUIRE - HEALTH CARE CENTER		338,627	51,530	13%	390,157
RCA LABORATORY SERVICES, LLC		348,044	37,237	10%	385,281
EAST FLORIDA STATE COLLEGE - BREVARD		212,887	26,986	11%	239,873
IMPACT HEALTH BIOMETRIC TESTING, INC	1,017	206,625	24,067	10%	231,709
BPHL-JACKSONVILLE	18	166,672	29,815	15%	196,505
NOMI HEALTH LAB SERVICES		172,679	19,806	10%	192,485
PWNHEALTH	1,119	149,882	20,811	12%	171,812
CB SMITH PARK		150,117	18,794	11%	168,911
MAKO GENOMICS	7,321	132,255	24,185	15%	163,761
ADVENTHEALTH LAB	99	143,693	18,786	12%	162,578
MAYO CLINIC LABORATORIES	328	132,974	17,044	11%	150,346
FULGENT DIAGNOSTICS LABORATORY	2,856	132,591	14,681	10%	150,128
ELABNETWORK	1,059	136,946	11,686	8%	149,691
BPHL-MIAMI	225	122,769	20,949	15%	143,943
BAYCARE LABORATORIES LLC	551	120,364	10,782	8%	131,697
NORTHWEST LABORATORY	246	121,054	6,473	5%	127,773
MEMORIAL REGIONAL HOSPITAL SOUTH	25	105,679	21,802	17%	127,506
ASCENSION SACRED HEART HOSPITAL - PENSACOLA	2	107,636	17,214	14%	124,852
BIOCOLLECTIONS WORLDWIDE, INC	728	105,567	13,201	11%	119,496
ORLANDO HEALTH SYSTEM	676	105,663	11,130	9%	117,469
ADVENT HEALTH LAB	112	101,260	13,956	12%	115,328
MEDICAL DIAGNOSTIC LABORATORIES	973	98,511	14,211	12%	113,695
UF HEALTH MEDICAL LAB	33	92,654	8,710	9%	101,397
BPHL-TAMPA (SPECTRUM BLVD)	45	84,287	15,692	16%	100,024
AKESOGEN		83,189	16,050	16%	99,239
TESTING MATTERS INC	439	83,522	13,943	14%	97,904
KORVALABS, INC	1,285	91,415	4,696	5%	97,396
TAMPA GENERAL HOSPITAL	4	85,089	8,236	9%	93,329
DIATHERIX LABORATORIES (VRL EUROFINs)		80,379	12,110	13%	92,489
SUNPATH MEDICAL DIAGNOSTICS LABORATORY	792	76,365	11,803	13%	88,960
PALM BEACH BALLPARK		74,055	7,904	10%	81,959
AEGIS SCIENCES CORPORATION	725	68,160	12,413	15%	81,298
BAPTIST HEALTH SOUTH FLORIDA	329	69,196	10,979	14%	80,504
ASCENSION ST VINCENT'S - RIVERSIDE	1	64,988	9,623	13%	74,612
JACKSON MEMORIAL HOSPITAL CLINICAL LAB	79	57,163	11,062	16%	68,304
LAKELAND REGIONAL MEDICAL CENTER	129	59,117	7,960	12%	67,206
SOUTH MIAMI HOSPITAL LAB	387	58,176	8,508	13%	67,071
AMERICAN HEALTH ASSOCIATES	9	56,906	5,035	8%	61,950
UF HEALTH SHANDS HOSPITAL	441	56,280	4,240	7%	60,961

COVID-19: testing by laboratory

Data through Feb 12, 2021 verified as of Feb 13, 2021 at 09:25 AM

Data in this report are provisional and subject to change.

The numbers in the table below represent the number of Florida and non-Florida residents for whom test results were received by the Department of Health. A person can be tested by more than one laboratory and can have both positive and negative results. **Therefore, the sum of the numbers in each column will be larger than the total number of people tested.**

Reporting lab	Inconclusive	Negative	Positive	Percent positive	Total
AIT LABORATORIES		49,929	6,120	11%	56,049
INGENIOUS PERSONALIZED MEDICINE	177	45,039	9,517	17%	54,733
ARUP LABORATORIES	16	50,055	2,921	6%	52,992
APPLIED INGENUITY DIAGNOSTICS LLC		47,154	2,138	4%	49,292
BAPTIST HEALTH - JACKSONVILLE	4	44,091	3,708	8%	47,803
TALLAHASSEE MEMORIAL HOSPITAL	230	41,279	5,264	11%	46,773
GENESIS REFERENCE LABORATORIES		41,132	4,764	10%	45,896
VIRACOR EUROFINs		35,456	9,808	22%	45,264
SARASOTA MEMORIAL HOSPITAL MAIN LAB	12	37,941	3,426	8%	41,379
BROWARD GENERAL MEDICAL CENTER-CLINICAL LAB	2	35,936	3,919	10%	39,857
MILLENNIUM PHYSICIAN GROUP	17	32,615	6,328	16%	38,960
FLORIDA HOSPITAL - TAMPA	37	35,064	3,073	8%	38,174
NICKLAUS CHILDREN'S HOSPITAL	66	33,285	4,744	12%	38,095
ADVENTIST HEALTH SYSTEMS SUNBELT INC DBA		33,622	3,828	10%	37,450
LEE HEALTH - CAPE CORAL HOSPITAL	3	32,064	5,343	14%	37,410
ORANGE COUNTY CONVENTION CENTER		33,330	3,694	10%	37,024
UNIVERSITY OF MIAMI HOSPITAL	123	32,954	3,483	10%	36,560
MIAMI DADE COUNTY		32,093	3,528	10%	35,621
UF HEALTH JACKSONVILLE	48	31,102	3,737	11%	34,887
DWIC OF TAMPA BAY INC		30,967	3,648	11%	34,615
WALGREENS	34	28,954	5,351	16%	34,339
ECCO LAB GROUP CO	494	29,001	4,529	13%	34,024
MINUTECLINIC LLC		25,422	4,707	16%	30,129
NORTH FLORIDA REGIONAL MEDICAL CENTER		26,159	3,253	11%	29,412
MEDFAST URGENT CARE CENTERS, LLC	19	25,174	3,897	13%	29,090
MOUNT SINAI MEDICAL CENTER	10	25,878	2,847	10%	28,735
ST JOSEPHS HOSPITAL LABORATORY	23	25,297	3,369	12%	28,689
JUPITER MEDICAL CENTER LAB	76	25,931	2,511	9%	28,518
BRANDON REGIONAL HOSPITAL		24,905	3,345	12%	28,250
STS LAB 2 LLC	6	25,293	1,284	5%	26,583
INTEGRATED REGIONAL LABORATORIES LLP	1	22,032	3,650	14%	25,683
JFK MEDICAL CENTER LAB	1	22,669	2,969	12%	25,639
PALMETTO GENERAL HOSPITAL LAB	3	21,198	4,403	17%	25,604
WATSON CLINIC LLP		19,993	4,682	19%	24,675
ACCESS DX LABORATORY	217	21,593	2,066	9%	23,876
GENESIS MEDICAL LABORATORY	304	19,611	3,772	16%	23,687
MALABAR MEDICAL WALK IN CLINIC	1	19,519	3,895	17%	23,415
HOLY CROSS HOSPITAL CLINICAL LAB	1	21,246	1,992	9%	23,239
NIGHT LITE PEDIATRIC CENTER LLC		20,627	2,414	10%	23,041
HEALTHLINK DIAGNOSTIC LABORATORIES	282	20,467	2,288	10%	23,037
AVENTUS BIO LABS	16	19,765	2,890	13%	22,671
MORTON PLANT HOSPITAL-ADLER INSTITUTE	26	19,734	2,339	11%	22,099
STATLAB_MOBILE	1	20,028	2,023	9%	22,052
PANCARE OF FLORIDA INC		19,555	2,343	11%	21,898

COVID-19: testing by laboratory

Data through Feb 12, 2021 verified as of Feb 13, 2021 at 09:25 AM

Data in this report are provisional and subject to change.

The numbers in the table below represent the number of Florida and non-Florida residents for whom test results were received by the Department of Health. A person can be tested by more than one laboratory and can have both positive and negative results. **Therefore, the sum of the numbers in each column will be larger than the total number of people tested.**

Reporting lab	Inconclusive	Negative	Positive	Percent positive	Total
NAPLES COMMUNITY HOSPITAL	70	19,239	1,992	9%	21,301
LAB DIAGNOSTICS LLC	388	15,601	5,301	25%	21,290
ADVENT HEALTH - DAYTONA BEACH	32	18,890	1,648	8%	20,570
EXACT SCIENCES LABORATORIES		18,177	2,306	11%	20,483
DRS CLACK SPENCER WHITE & MCCORMACK PA D/B/A		18,511	1,931	9%	20,442
PATIENTS FIRST LAKE ELLA MEDICAL CENTER PA		16,881	3,167	16%	20,048
SAINT MARY'S MEDICAL CENTER	24	17,653	2,085	11%	19,762
INFINITY BIOLOGIX LLC	54	18,735	817	4%	19,606
UNITED CLINICAL LABORATORY LLC	2	15,886	2,151	12%	18,039
HEALTH CENTER AT SINAI RESIDENCES		16,930	506	3%	17,436
CLEVELAND CLINIC HOSPITAL LAB	4	15,308	2,105	12%	17,417
BAYFRONT HEALTH - ST PETERSBURG	17	15,072	2,297	13%	17,386
BIOCERNA LABS	461	14,582	2,112	12%	17,155
OSCEOLA REGIONAL MEDICAL CENTER	1	14,789	2,173	13%	16,963
LEESBURG REGIONAL MEDICAL CENTER		14,859	2,082	12%	16,941
CLEVELAND CLINIC TRADITION HOSPITAL		15,540	1,165	7%	16,705
WELLINGTON REGIONAL MED CTR LAB	6	14,468	1,793	11%	16,267
HOMESTEAD HOSPITAL CLINICAL LABORATORY	27	13,338	2,877	18%	16,242
MEMORIAL HOSPITAL JACKSONVILLE	8	13,481	2,652	16%	16,141
NORTHWEST MEDICAL CENTER	1	13,319	1,885	12%	15,205
ORANGE PARK MEDICAL CENTER	9	12,627	2,533	17%	15,169
INDIAN RIVER PATHOLOGY LLC		13,746	1,196	8%	14,942
ACCESS MEDICAL LABORATORIES	4	7,759	7,167	48%	14,930
CLARITY LAB SOLUTIONS	85	13,096	1,669	11%	14,850
VISTA CLINICAL DIAGNOSTICS	480	12,574	1,617	11%	14,671
BETHESDA HOSPITAL EAST		13,233	1,363	9%	14,596
INDIAN RIVER MEDICAL CENTER LAB		13,669	852	6%	14,521
DELRAY MEDICAL CENTER LAB	3	12,979	1,520	10%	14,502
OAK HILL HOSPITAL		12,862	1,636	11%	14,498
WEST KENDALL BAPTIST HOSPITAL	10	11,542	2,735	19%	14,287
PRIVA PATH LABS	74	13,261	894	6%	14,229
LAWNWOOD REGIONAL MEDICAL CENTER	1	12,153	1,964	14%	14,118
MEMORIAL REGIONAL HOSPITAL CLINICAL LABORATORY	10	13,147	911	6%	14,068
BAPTIST HEALTHCARE - BAPTIST HOSPITAL	5	10,934	2,988	21%	13,927
LEE HEALTH - LEE MEMORIAL HOSPITAL		10,319	3,505	25%	13,824
UHEALTH CORAL GABLES/LENNAR MED CTR	22	12,733	875	6%	13,630
BAPTIST HEALTH - SOUTH		12,495	1,134	8%	13,629
LARGO MEDICAL CENTER		11,959	1,517	11%	13,476
WINTER HAVEN HOSPITAL CLINICAL LABORATORY	4	11,320	2,090	16%	13,414
NONA SCIENTIFIC	5	10,144	3,110	23%	13,259
WEST FLORIDA HOSPITAL LAB		10,088	2,872	22%	12,960
CARDIOPATH	84	11,171	1,655	13%	12,910
THE HEALTHCARE DISTRICT OF PALM BEACH COUNTY	43	11,224	1,630	13%	12,897
ADVENTHEALTH CENTRA CARE LAKE BUENA VISTA		11,182	1,444	11%	12,626
MEDICAL CENTER OF TRINITY CLINICAL LABORATORY	2	11,118	1,342	11%	12,462

COVID-19: testing by laboratory

Data through Feb 12, 2021 verified as of Feb 13, 2021 at 09:25 AM

Data in this report are provisional and subject to change.

The numbers in the table below represent the number of Florida and non-Florida residents for whom test results were received by the Department of Health. A person can be tested by more than one laboratory and can have both positive and negative results. **Therefore, the sum of the numbers in each column will be larger than the total number of people tested.**

Reporting lab	Inconclusive	Negative	Positive	Percent positive	Total
PALMS WEST HOSPITAL LAB	2	10,617	1,771	14%	12,390
GOOD SAMARITAN MEDICAL CENTER LAB	2	10,770	1,613	13%	12,385
WESTSIDE REGIONAL MED CTR	2	10,564	1,811	15%	12,377
ST ANTHONY'S HOSPITAL LAB	30	10,801	1,459	12%	12,290
LAKE CITY HM		11,147	988	8%	12,135
MERCY HOSPITAL A CAMPUS OF PLANTATION GEN HOSP LAB	1	10,129	1,938	16%	12,068
FLORIDA HOSPITAL WATERMAN LABORATORY	70	10,997	861	7%	11,928
BINAXNOW	9	9,072	2,806	24%	11,887
GULF COAST MEDICAL CENTER MICROLAB		9,272	2,602	22%	11,874
REGIONAL MEDCIAL CENTER BAYONET POINT	2	10,848	964	8%	11,814
ST MARKS HOSPITAL LABORATORY B	78	10,627	1,002	9%	11,707
PWN HEALTH	17	9,621	2,068	18%	11,706
NEMOURS CHILDRENS HOSPITAL	1	11,016	673	6%	11,690
THE VILLAGES REGIONAL HOSPITAL		10,408	1,187	10%	11,595
CAPITAL REGIONAL MEDICAL CTR		9,144	2,284	20%	11,428
MOLECULAR INFECTIOUS DISEASES	346	10,644	381	3%	11,371
ST JOSEPHS HOSPITAL	18	9,789	1,476	13%	11,283
GENOVA DIAGNOSTICS LABORATORY	58	10,230	977	9%	11,265
AVENTURA HOSPITAL LAB		9,059	2,138	19%	11,197
CORAL GABLES HOSPITAL CLINICAL LABORATORY		9,378	1,795	16%	11,173
HALIFAX MEDICAL CENTER LAB	36	9,447	1,667	15%	11,150
FLORIDA LABORATORY ANALYSIS		9,664	1,419	13%	11,083
COAST DIAGNOSTICS LLC	45	9,770	1,163	11%	10,978
WEST BOCA MEDICAL CENTER LAB		10,114	819	7%	10,933
BLAKE MEDICAL CENTER		9,538	1,381	13%	10,919
LARKIN COMMUNITY HOSPITAL	10	9,396	1,443	13%	10,849
PATHNOSTICS	41	8,468	2,325	21%	10,834
LEE HEALTH - HEALTH PARK MEDICAL CENTER		9,004	1,776	16%	10,780
MANATEE MEMORIAL HOSPITAL		9,828	921	9%	10,749
BAPTIST HEALTH SOUTH FLORIDA - WEST KENDALL URGENT CARE		8,987	1,719	16%	10,706
MEASE COUNTRYSIDE LAB	14	9,481	1,154	11%	10,649
PALM BEACH GARDENS MEDICAL CTR LAB		9,521	1,049	10%	10,570
LARKIN COMMUNITY HOSPITAL INC DBA CARDIOTROPIC		6,820	3,621	35%	10,441
PRECISION HEALTH RESOURCES LLC		9,451	642	6%	10,093
LAKE CITY MEDICAL CENTER		7,955	2,121	21%	10,076
VIKOR SCIENTIFIC	45	8,274	1,739	17%	10,058
FLORIDA HOSPITAL HEARTLAND MED CTR CLINICAL LAB	33	8,618	1,309	13%	9,960
SRQ DRIVE THROUGH		8,944	905	9%	9,849
ADVENT HEALTH - WESLEY CHAPEL	14	8,904	926	9%	9,844
PALM BEACH BALL PARK		8,605	1,007	10%	9,612
MEDRITE MEDICAL CARE, PC	4,508	4,605	484	5%	9,597
PLANTATION GENERAL HOSPITAL		8,091	1,492	16%	9,583
AVECINA	17	8,866	696	7%	9,579
DOCTORS HOSPITAL	7	7,874	1,591	17%	9,472
AVECINA MEDICAL	4	6,201	3,172	34%	9,377
LEON MEDICAL CENTERS LLC		7,335	2,014	22%	9,349
LABSTAT LLC	3	8,893	432	5%	9,328

COVID-19: testing by laboratory

Data through Feb 12, 2021 verified as of Feb 13, 2021 at 09:25 AM

Data in this report are provisional and subject to change.

The numbers in the table below represent the number of Florida and non-Florida residents for whom test results were received by the Department of Health. A person can be tested by more than one laboratory and can have both positive and negative results. **Therefore, the sum of the numbers in each column will be larger than the total number of people tested.**

Reporting lab	Inconclusive	Negative	Positive	Percent positive	Total
FLORIDA MEDICAL CENTER - A CAMPUS OF NORTH SHORE	2	8,202	1,115	12%	9,319
BOSTON HEART DIAGNOSTICS CORP		8,122	1,194	13%	9,316
SARKIS CLINICAL TRIALS	25	8,084	1,203	13%	9,312
P4 CLINICAL, LLC	194	8,159	925	10%	9,278
CENTRAL FLORIDA REGIONAL HOSPITAL		8,219	974	11%	9,193
AMERICAN FAMILY CARE		4,954	4,161	46%	9,115
NORTHSIDE HOSPITAL AND HEART INSTITUTE		8,130	935	10%	9,065
CORAL SPRINGS MED CTR		8,122	870	10%	8,992
EXPRESS GENE MOLECULAR DIAGNOSTICS LABORATORY		7,636	1,346	15%	8,982
CERNERELR_BAYCARE	43	8,320	616	7%	8,979
FLORIDA HOSPITAL DELAND	10	7,644	1,133	13%	8,787
INFORM DIAGNOSTICS, INC		8,231	492	6%	8,723
NCF DIAGNOSTICS & DNA TECHNOLOGIES LAB	146	7,992	465	5%	8,603
NATIONWIDE LABORATORY SERVICES INC	292	7,137	1,162	14%	8,591
ADVENTHEALTH CENTRA CARE WATERFORD LAKES		7,110	1,424	17%	8,534
FLORIDA HOSPITAL FLAGLER	29	7,665	734	9%	8,428
BAPTIST HEALTH SOUTH FLORIDA - COUNTRY WALK URGENT CARE		6,924	1,449	17%	8,373
AVECINA MEDICAL OAKLEAF	3	6,977	1,330	16%	8,310
OCALA REGIONAL MEDICAL CENTER		7,175	1,105	13%	8,280
BROWARD HEALTH NORTH CLINICAL LABORATORY		7,298	940	11%	8,238
NORTH SHORE MEDICAL CENTER		6,816	1,398	17%	8,214
CERNERELR_BAPTISTMIAMI	31	7,313	862	11%	8,206
WEST PALM HOSPITAL LAB		7,487	668	8%	8,155
CernerELR_Advent		6,977	1,132	14%	8,109
FLORIDA HOSPITAL ZEPHYRHILLS	10	7,227	871	11%	8,108
ALL CHILDREN'S HOSPITAL		7,507	553	7%	8,060
MEDARBOR DIAGNOSTICS	1	6,924	1,099	14%	8,024
LEE HEALTH - GULF COAST MEDICAL CENTER	2	6,329	1,654	21%	7,985
FLORIDA HOSPITAL OF CARROLLWOOD	23	6,828	1,116	14%	7,967
ADVENTHEALTH CENTRA CARE ST CLOUD	1	6,754	1,102	14%	7,857
SOUTH BAY HOSPITAL CLINICAL LAB	1	6,876	842	11%	7,719
CLEVELAND CLINIC MARTIN SOUTH HOSPITAL	1	6,795	852	11%	7,648
NCH NORTH NAPLES HOSPITAL LAB	15	6,733	830	11%	7,578
KD MEDICAL CHOICE LLC	5	6,839	715	9%	7,559
BAPTIST HEALTH - BEACHES		6,871	613	8%	7,484
SYNERGY DIAGNOSTIC LABORATORY	92	6,489	787	11%	7,368
MEMORIAL HOSPITAL WEST LABORATORY SERVICES	14	6,653	670	9%	7,337
BAPTIST HEALTH SOUTH FLORIDA - MIAMI LAKES URGENT CARE		5,754	1,565	21%	7,319
POINCIANA MEDICAL CENTER		5,660	1,631	22%	7,291
ISPM LABS, LLC DBA CAPSTONE DIAGNOSTICS, LLC		6,871	377	5%	7,248
SYNERGY LABORATORIES	7	6,260	976	13%	7,243
BAYCARE COMMUNITY HEALTH		7,042	185	3%	7,227
HEALTHQUEST ESOTERICS		5,869	1,314	18%	7,183
H LEE MOFFITT CANCER CENTER LABORATORY	1	6,897	203	3%	7,101
SANTA ROSA MEDICAL CENTER		5,774	1,324	19%	7,098
WEST MARION COMMUINITY HOSPITAL LAB		5,863	1,189	17%	7,052
ANNE BATES LEACH EYE HOSPITAL/ ABLEH MICROBIOLOGY LABORATORY	7	6,899	101	1%	7,007

COVID-19: testing by laboratory

Data through Feb 12, 2021 verified as of Feb 13, 2021 at 09:25 AM

Data in this report are provisional and subject to change.

The numbers in the table below represent the number of Florida and non-Florida residents for whom test results were received by the Department of Health. A person can be tested by more than one laboratory and can have both positive and negative results. **Therefore, the sum of the numbers in each column will be larger than the total number of people tested.**

Reporting lab	Inconclusive	Negative	Positive	Percent positive	Total
MEMORIAL HOSPITAL MICRO		6,512	489	7%	7,001
FULGENT DIAGNOSTICS	104	6,350	476	7%	6,930
CLEVELAND CLINIC MARTIN NORTH HOSPITAL		6,116	805	12%	6,921
MORTON PLANT-MEASE	5	6,246	645	9%	6,896
LABS ASAP LLC		6,212	667	10%	6,879
ARCPPOINT LABS OF FORT MYERS	4	5,996	866	13%	6,866
LUMINUS DIAGNOSTICS		6,264	552	8%	6,816
LAKEWOOD RANCH MEDICAL CENTER		6,237	535	8%	6,772
ST LUCIE MEDICAL CENTER		5,432	1,322	20%	6,754
FLORIDA HOSPITAL FISH MEMORIAL	19	5,701	987	15%	6,707
INFINITY BIOLOGIX LLC (GINKO BIOWORKS)	20	6,502	185	3%	6,707
GENE BY GENE, GENOMICS RESEARCH CENTER LAB	44	6,278	373	6%	6,695
VISTA CLINICAL	8	3,850	2,710	41%	6,568
BAPTIST HEALTH SOUTH FLORIDA - WESTCHESTER URGENT CARE		5,331	1,173	18%	6,504
MEDEXPRESS URGENT CARE	2	4,391	2,063	32%	6,456
ADVENTHEALTH CENTRA CARE UNIVERSITY	1	5,680	735	11%	6,416
AVERO DIAGNOSTICS - IRVING	11	5,939	456	7%	6,406
ADVENTHEALTH CENTRA CARE CLERMONT		5,411	934	15%	6,345
FLORIDA HOSPITAL OCALA		5,484	842	13%	6,326
HIALEAH HOSPITAL	4	4,841	1,384	22%	6,229
ADVENTHEALTH CENTRA CARE WINTER GARDEN	1	5,548	671	11%	6,220
ADVENTHEALTH CENTRA CARE WINTER PARK		5,618	594	10%	6,212
BAPTIST HEALTH SOUTH FLORIDA - DORAL URGENT CARE		4,927	1,244	20%	6,171
UNKNOWN	3	3,289	2,830	46%	6,122
ADVENTHEALTH CENTRA CARE DR PHILLIPS		5,477	539	9%	6,016
OVIEDO MEDICAL CENTER		5,375	621	10%	5,996
ST JOSEPHS NORTH HOSPITAL LAB	7	5,147	831	14%	5,985
BAPTIST HEALTH - NASSAU		5,583	328	6%	5,911
ADVENTHEALTH CENTRA CARE LAKELAND	1	5,133	773	13%	5,907
HOLIDAY CVS LLC		5,620	268	5%	5,888
IMPERIAL POINT MEDICAL CENTER		5,357	495	8%	5,852
BAYFRONT HEALTH - VENICE REGIONAL MEDICAL	1	5,338	505	9%	5,844
ATLANTIS URGENT CARE	1	4,203	1,507	26%	5,711
ADVENTHEALTH CENTRA CARE LEE ROAD		5,138	570	10%	5,708
SOLARIS DIAGNOSTICS	10	5,082	558	10%	5,650
FORT WALTON BEACH MEDICAL CENTER		4,783	847	15%	5,630
ST PETERSBURG GENERAL HOSPITAL		4,738	879	16%	5,617
BAYFRONT HEALTH - PORT CHARLOTTE		5,143	462	8%	5,605
ADVENTHEALTH CENTRA CARE HUNTERS CREEK	3	4,798	784	14%	5,585
COMMUNITY HEALTH CENTERS OF PINELLAS INC		4,447	1,115	20%	5,562
EMERALD COAST URGENT CARE		4,126	1,323	24%	5,449
TROPICANA FIELD - LOT 2	19	4,915	482	9%	5,416
MEDEXPRESS URGENT CARE OF BOYNTON BEACH LLC		5,047	344	6%	5,391
INDIAN RIVER MEDICAL CENTER		4,612	774	14%	5,386
ADVENTHEALTH CENTRA CARE SANFORD		4,745	614	11%	5,359
CLINICAL REFERENCE LABORATORY	2	5,091	265	5%	5,358
BAPTIST HEALTH SOUTH FLORIDA - PEMBROKE PINES URGENT CARE		4,478	879	16%	5,357

COVID-19: testing by laboratory

Data through Feb 12, 2021 verified as of Feb 13, 2021 at 09:25 AM

Data in this report are provisional and subject to change.

The numbers in the table below represent the number of Florida and non-Florida residents for whom test results were received by the Department of Health. A person can be tested by more than one laboratory and can have both positive and negative results. **Therefore, the sum of the numbers in each column will be larger than the total number of people tested.**

Reporting lab	Inconclusive	Negative	Positive	Percent positive	Total
ADVENTHEALTH CENTRA CARE MOUNT DORA		4,445	873	16%	5,318
SUNRISE MEDICAL LABORATORIES	2	4,949	365	7%	5,316
ADVENTHEALTH CENTRA CARE LAKE MARY	2	4,595	679	13%	5,276
SOUTH FLORIDA BAPTIST HOSPITAL MICRO	4	4,420	845	16%	5,269
FLORIDA HOSPITAL NORTH PINELLAS	11	4,824	431	8%	5,266
MARTIN HOSPITAL SOUTH LAB		4,966	283	5%	5,249
SUNCOAST PATHOLOGY ASSOCIATES		4,800	448	9%	5,248
ADVENTHEALTH CENTRA CARE KISSIMMEE		4,697	539	10%	5,236
ADVENTHEALTH CENTRA CARE APOPKA	1	4,442	687	13%	5,130
MEDEXPRESS URGENT CARE HUDSON		4,431	675	13%	5,106
TRINITY SPRINGS		4,357	729	14%	5,086
NCH DOWNTOWN NAPLES HOSPITAL	11	4,527	539	11%	5,077
EMPIRE CITY LABORATORIES INC	55	4,280	716	14%	5,051
ADVENTIST HEALTH SYSTEMS, SUNBELT INC		4,413	603	12%	5,016
DOCTORS URGENT CARE LLC	1	4,057	925	19%	4,983
BAPTIST HEALTH SOUTH FLORIDA - CORAL SPRINGS URGENT CARE		4,261	690	14%	4,951
ANGEL KIDS PEDIATRICS		4,643	300	6%	4,943
PUTNAM COMMUNITY MEDICAL CENTER		4,237	663	14%	4,900
MEDICAL DNA LABS LLC	3	4,466	424	9%	4,893
ADVENTHEALTH CENTRA CARE ALTAMONTE		4,280	600	12%	4,880
ACUTIS DIAGNOSTICS	17	3,903	951	20%	4,871
NORTHWEST FLORIDA COMMUNITY HOSPITAL	30	3,464	1,344	28%	4,838
PARAMOUNT URGENT CARE		2,337	2,489	52%	4,826
MICROGEN DX	4	4,097	669	14%	4,770
NCH NORTH NAPLES HOSPITAL	6	4,080	589	13%	4,675
UNIVERSITY HOSPITAL AND MEDICAL CENTER		3,560	1,105	24%	4,665
EGLIN AIR FORCE BASE	12	3,298	1,329	29%	4,639
NIGHT LITE PEDIATRICS	4	3,341	1,250	27%	4,595
BAPTIST HEALTH - NORTH		3,576	1,017	22%	4,593
ADVENTHEALTH CENTRA CARE AZALEA PARK		3,902	667	15%	4,569
DOCTORS URGENT CARE OF LUTZ LLC	1	3,663	898	20%	4,562
PRO CLINIC		3,528	1,000	22%	4,528
COASTAL MED URGENT CARE		3,068	1,452	32%	4,520
URGENT CARE CURE	2	3,857	651	14%	4,510
ADVENTHEALTH CENTRA CARE OVIEDO		3,866	631	14%	4,497
AHCC WESLEY CHAPEL		4,009	482	11%	4,491
MOFFITT CANCER CENTER	6	4,387	94	2%	4,487
ADVENTHEALTH EXPRESS CARE		3,582	854	19%	4,436
PALMS OF PASADENA HOSPITAL		3,919	496	11%	4,415
BAPTIST HEALTH SOUTH FLORIDA - TAMiami TRAIL URGENT CARE		3,543	869	20%	4,412
ESCAMBIA COMMUNITY CLINICS INC	8	3,250	1,143	26%	4,401
THE CENTER FOR URGENT CARE	3	3,618	733	17%	4,354
BAPTIST HEALTH SOUTH FLORIDA - CORAL GABLES (UNIVERSITY) URGENT CARE		3,754	594	14%	4,348
MEDEXPRESS URGENT CARE - ESTERO		3,904	440	10%	4,344
ADVENTHEALTH CENTRA CARE SOUTH ORANGE		3,677	616	14%	4,293
WESTCHESTER HOSPITAL	23	3,425	835	19%	4,283
DOCTORS HOSPITAL OF SARASOTA CLINICAL LABORATORY		3,711	548	13%	4,259

COVID-19: testing by laboratory

Data through Feb 12, 2021 verified as of Feb 13, 2021 at 09:25 AM

Data in this report are provisional and subject to change.

The numbers in the table below represent the number of Florida and non-Florida residents for whom test results were received by the Department of Health. A person can be tested by more than one laboratory and can have both positive and negative results. **Therefore, the sum of the numbers in each column will be larger than the total number of people tested.**

Reporting lab	Inconclusive	Negative	Positive	Percent positive	Total
BAPTIST HEALTH SOUTH FLORIDA - KENDALE LAKES URGENT CARE		3,407	842	20%	4,249
ADVENTHEALTH CENTRA CARE LONGWOOD		3,742	493	12%	4,235
ADVENTHEALTH CENTRA CARE ORANGE LAKE		3,736	494	12%	4,230
MEASE DUNEDIN HOSPITAL	5	3,795	415	10%	4,215
ADVENTHEALTH CENTRA CARE PORT ORANGE		3,510	694	17%	4,204
BAPTIST HEALTH SOUTH FLORIDA - PINECREST URGENT CARE		3,621	573	14%	4,194
MINUTECLINIC		3,589	591	14%	4,180
MINUTECLINIC LLC #3703		3,478	687	16%	4,165
PEDIATRIC HEALTH CARE ALLIANCE PA		3,808	355	9%	4,163
FLORIDA FAMILY LABORATORY, INC DBA	33	3,757	371	9%	4,161
QDX PATHOLOGY SERVICES	2	3,819	338	8%	4,159
RAULERSON HOSPITAL		3,420	732	18%	4,152
ADVENT HEALTH - HEART OF FLORIDA ER	1	3,541	609	15%	4,151
HEALTH FIRST ADVENTHEALTH CENTRA CARE GATEWAY	1	3,727	403	10%	4,131
HEALTH FIRST ADVENTHEALTH CENTRA CARE TITUSVILLE		3,679	438	11%	4,117
MEDEXPRESS URGENT CARE - ROYAL PALM BEACH		3,701	398	10%	4,099
BAPTIST HEALTH SOUTH FLORIDA - CORAL GABLES URGENT CARE		3,408	683	17%	4,091
NIGHT LITE PEDIATRICS URGENT CARE	1	3,414	638	16%	4,053
ADVENTHEALTH CENTRA CARE SAND LAKE		3,624	411	10%	4,035
TALLAHASSEE PRIMARY CARE ASSOCIATES		3,506	512	13%	4,018
MEDEXPRESS URGENT CARE - GOLDEN GATE		3,584	423	11%	4,007
PHYSICIANS REGIONAL MEDICAL CENTER - PINE RIDGE RD	1	3,265	729	18%	3,995
MEDEXPRESS URGENT CARE PALM BEACH GARDENS		3,684	309	8%	3,993
ADVENTHEALTH CENTRA CARE LEESBURG		3,195	772	19%	3,967
BAPTIST HEALTH SOUTH FLORIDA - PALMETTO BAY URGENT CARE		3,312	621	16%	3,933
LEE HEALTH CONVENIENT CARE - PAGE FIELD		3,358	528	14%	3,886
US BIOTEK LABORATORIES	14	3,506	360	9%	3,880
URGENT CARE OF THE PALM BEACHES		3,118	727	19%	3,845
BETHESDA HOSPITAL WEST		3,449	387	10%	3,836
GENESIS DIAGNOSTICS		3,580	240	6%	3,820
BAYFRONT HEALTH - SEVEN RIVERS		3,443	344	9%	3,787
FLORIDA COMMUNITY HEALTH CENTER		2,979	806	21%	3,785
BAYA PHARMACY & URGENT CARE		2,752	1,025	27%	3,777
ASCENSION SACRED HEART - EMERALD COAST		3,062	667	18%	3,729
TWIN CITIES HOSPITAL	1	3,251	476	13%	3,728
MEMORIAL HOSPITAL- MIRAMAR	12	3,422	289	8%	3,723
LABORATORY OF FLORIDA LLC	40	3,411	266	7%	3,717
PREMIER URGENT CARE OF BREVARD LLC	3	3,241	470	13%	3,714
PARAMOUNT URGENT CARE - WINDERMERE		2,340	1,356	37%	3,696
MEDEXPRESS URGENT CARE - LAKELAND		3,227	429	12%	3,656
CLARITY LAB SOLUTIONS LLC		3,608	4	0%	3,612
MEDCOMP SCIENCES LLC	56	1,841	1,702	47%	3,599
ADVENTHEALTH CENTRA CARE		3,158	388	11%	3,546
DOCTORS TEST CENTERS		3,069	417	12%	3,486
SIPARADIGM LLC	26	3,226	215	6%	3,467
ADVENTHEALTH PROMPT CARE	2	2,456	1,004	29%	3,462
BAPTIST HEALTH SOUTH FLORIDA - DAVIE URGENT CARE		2,843	595	17%	3,438

COVID-19: testing by laboratory

Data through Feb 12, 2021 verified as of Feb 13, 2021 at 09:25 AM

Data in this report are provisional and subject to change.

The numbers in the table below represent the number of Florida and non-Florida residents for whom test results were received by the Department of Health. A person can be tested by more than one laboratory and can have both positive and negative results. **Therefore, the sum of the numbers in each column will be larger than the total number of people tested.**

Reporting lab	Inconclusive	Negative	Positive	Percent positive	Total
BAYFRONT HEALTH - BROOKSVILLE		3,018	418	12%	3,436
ADVENTHEALTH CENTRA CARE COLONIAL TOWN	2	2,991	366	11%	3,359
DESOTO MEMORIAL HOSPITAL	3	2,757	594	18%	3,354
MIDWAY SPECIALTY CARE CENTER DIAGNOSTICS	38	3,065	236	7%	3,339
ACCU REFERENCE MEDICAL LAB	9	2,600	726	22%	3,335
ENGLEWOOD COMMUNITY HOSPITAL		3,013	321	10%	3,334
LAKESIDE MEDICAL CENTER		2,570	734	22%	3,304
VENTURE MEDICAL OF FLORIDA LLC		3,030	242	7%	3,272
BAPTIST HEALTH SOUTH FLORIDA - WESTON URGENT CARE		2,865	376	12%	3,241
BAYFRONT HEALTH - PUNTA GORDA		2,980	239	7%	3,219
AMELIA URGENT CARE		1,677	1,528	48%	3,205
BARTOW REGIONAL MEDICAL CENTER	1	2,619	499	16%	3,119
MINUTECLINIC LLC # 0709		2,615	466	15%	3,081
PRECISION HEALTH SOLUTIONS		2,875	166	5%	3,041
MEDEXPRESS URGENT CARE CAPE CORAL		2,594	445	15%	3,039
BAPTIST HEALTH URGENT CARE AT SAWGRASS		2,531	488	16%	3,019
HIGHLANDS REGIONAL MEDICAL CENTER		2,321	693	23%	3,014
BAPTIST HEALTH SOUTH FLORIDA - BRICKELL URGENT CARE		2,484	513	17%	2,997
BAYFRONT HEALTH - SPRING HILL		2,716	275	9%	2,991
HEALTH FIRST ADVENTHEALTH CENTRA CARE COCOA		2,713	275	9%	2,988
MINUTECLINIC LLC		2,539	440	15%	2,979
VETERANS AFFAIRS MEDICAL CENTER - ORLANDO	1	1,343	1,555	54%	2,899
WALGREEN CO	2	2,571	325	11%	2,898
STONE CLINICAL LABORATORIES		2,790	96	3%	2,886
PHARMCO RX	2	2,656	226	8%	2,884
WALGREENS ORLANDO	3	2,523	340	12%	2,866
SELECT LABORATORIES - MARION COUNTY, FL LLC	5	2,567	292	10%	2,864
ADVENTIST HEALTH SYSTEMS SUNBELT IN DBA		2,576	287	10%	2,863
HOLIDAY CVS LLC DBA CVS PHARMACY #5154		2,780	75	3%	2,855
SPORTS DRUG TESTING LABORATORY	47	2,707	98	3%	2,852
MEDEXPRESS URGENT CARE - DELAND		2,513	297	11%	2,810
MEMORIAL HOSPITAL PEMBROKE	3	2,426	324	12%	2,753
HEALTH FIRST ADVENTHEALTH CENTRA CARE MALABAR		2,461	281	10%	2,742
MINUTECLINIC LLC #1067		2,369	366	13%	2,735
MEDEXPRESS URGENT CARE LEHIGH ACRES		2,371	350	13%	2,721
BMCT Molecular Diagnostics Subsection		2,228	476	18%	2,704
MINUTECLINIC LLC #8396		2,314	382	14%	2,696
BRASHEAR'S VITAL CARE CORP		2,113	580	22%	2,693
CITRUS MEMORIAL HOSPITAL LABORATORY		2,247	438	16%	2,685
ADVENTHEALTH CENTRA CARE KIDS LAKE MARY		2,444	200	8%	2,644
EMERALD COAST URGENT CARE, LLC	1	1,968	659	25%	2,628
PALMS MEDICAL GROUP	5	1,693	925	35%	2,623
PRIMEHEALTH URGENT CARE INC		2,246	369	14%	2,615
VERILY LIFE SCIENCES		2,573	23	1%	2,596
MINUTECLINIC LLC #3631		2,187	409	16%	2,596
ADVENT HEALTH CENTRA CARE -WINTER PARK KIDS URGENT CARE	4	2,340	233	9%	2,577
ADVENT HEALTH - OCALA		2,124	445	17%	2,569

COVID-19: testing by laboratory

Data through Feb 12, 2021 verified as of Feb 13, 2021 at 09:25 AM

Data in this report are provisional and subject to change.

The numbers in the table below represent the number of Florida and non-Florida residents for whom test results were received by the Department of Health. A person can be tested by more than one laboratory and can have both positive and negative results. **Therefore, the sum of the numbers in each column will be larger than the total number of people tested.**

Reporting lab	Inconclusive	Negative	Positive	Percent positive	Total
MINUTECLINIC LLC 5852		2,171	397	15%	2,568
ADVENT HEALTH - NEW SMYRNA		2,017	544	21%	2,561
NXGEN MDX LLC	4	2,270	280	11%	2,554
MARINERS HOSPITAL		2,287	249	10%	2,536
MC DIAGNOSTIC OF CONNECTICUT, PC #2220		2,156	380	15%	2,536
BAPTIST HEALTH EMERGENCY CENTER COUNTRY WALK	1	2,106	399	16%	2,506
BAPTIST HEALTH - CLAY		2,133	365	15%	2,498
BAPTIST HEALTHCARE - GULF BREEZE HOSPITAL	3	2,046	435	18%	2,484
MEDONE PLLC		1,869	599	24%	2,468
SCION LAB SERVICES LLC	23	2,254	186	8%	2,463
EMERALD COAST URGENT CARE LLC		1,804	653	27%	2,457
GESSLER CLINIC	2	1,615	828	34%	2,445
QUICK CARE MED PL	2	1,878	543	22%	2,423
ACCESS POINT HEALTHCARE URGENT & PRIMARY CARE	2	1,803	609	25%	2,414
ALTRU DIAGNOSTICS INC	2	2,257	132	6%	2,391
MINUTECLINIC LLC #5249		1,876	504	21%	2,380
BAPTIST HEALTH - OAKLEAF		1,956	421	18%	2,377
MEDEXPRESS FORT MYERS		2,081	292	12%	2,373
PARAMOUNT URGENT CARE - ORLANDO		1,529	842	36%	2,371
MINUTE CLINIC LLC		2,034	324	14%	2,358
MINUTECLINIC LLC #3463		1,950	392	17%	2,342
PHYSICIANS STAT LAB	3	1,066	1,256	54%	2,325
PROHEALTH	3	854	1,467	63%	2,324
PARAMOUNT URGENT CARE - OVIEDO		1,562	761	33%	2,323
COMMUNITY HEALTH NORTHWEST FLORIDA	4	1,764	547	24%	2,315
BAPTIST HEALTH SOUTH FLORIDA - MIAMI BEACH URGENT CARE		1,973	335	15%	2,308
LEE HEALTH - COCONUT POINT CLINICAL LAB	2	1,872	433	19%	2,307
PHYSICIAN ASSOCIATES		2,067	237	10%	2,304
SACRED HEART HEALTH SYSTEM, INC	1	1,508	792	34%	2,301
MINUTECLINIC LLC #5253		1,890	393	17%	2,283
MEDEXPRESS URGENT CARE CORAL SPRINGS		2,048	231	10%	2,279
HOLMES REG MED CENTER CLINICAL LAB		1,917	341	15%	2,258
MEDEXPRESS URGENT CARE - VERO BEACH		1,954	289	13%	2,243
PRIMEHEALTH URGENT CARE	1	1,865	360	16%	2,226
PARAMOUNT URGENT CARE INC		673	1,542	70%	2,215
PHYSICIANS REGIONAL MEDICAL CENTER - COLLIER BLVD	1	1,526	676	31%	2,203
MINUTECLINIC LLC #4415		1,829	365	17%	2,194
MEDEXPRESS URGENT CARE - CLEWISTON		1,797	348	16%	2,145
LOWER KEYS MEDICAL CENTER		1,890	245	11%	2,135
ADVENTHEALTH CENTRA CARE CONWAY		1,788	330	16%	2,118
CARENOW URGENT CARE		1,193	915	43%	2,108
MINUTECLINIC LLC #5854		1,753	333	16%	2,086
MINUTECLINIC LLC #5190		1,700	373	18%	2,073
DONALD W ROBERTSON DO PA		1,598	470	23%	2,068
ASSOCIATED PATHOLOGISTS, LLC	3	1,663	367	18%	2,033
BLUE MED CONSULTANTS		1,955	69	3%	2,024
FLORIDA MEDICAL CLINIC	3	959	1,024	52%	1,986

COVID-19: testing by laboratory

Data through Feb 12, 2021 verified as of Feb 13, 2021 at 09:25 AM

Data in this report are provisional and subject to change.

The numbers in the table below represent the number of Florida and non-Florida residents for whom test results were received by the Department of Health. A person can be tested by more than one laboratory and can have both positive and negative results. **Therefore, the sum of the numbers in each column will be larger than the total number of people tested.**

Reporting lab	Inconclusive	Negative	Positive	Percent positive	Total
TAMPA COMMUNITY HOSPITAL		1,672	311	16%	1,983
BAY MEDICAL CENTER SACRED HEART HEALTH SYSTEM		1,463	510	26%	1,973
DR G'S URGENT CARE		1,717	255	13%	1,972
DOC SMILEY'S URGENT CARE		1,706	247	13%	1,953
MARION E FETHER MEDICAL CENTER, THE		1,774	162	8%	1,936
MINUTECLINIC LLC #7886		1,648	270	14%	1,918
UNIVERSITY OF NORTH FLORIDA STUDENT HEALTH		1,850	62	3%	1,912
FLOWERS HOSPITAL		1,719	188	10%	1,907
MEDEXPRESS URGENT CARE BOCA RATON		1,742	158	8%	1,900
DYNIX DIAGNOSTIX		1,579	319	17%	1,898
ASCENSION SACRED HEART - GULF		1,414	482	25%	1,896
MEDFAST URGENT CARE CENTERS LLC		563	1,322	70%	1,885
GENUS3		1,801	71	4%	1,872
MINUTECLINIC LLC #3662		1,584	275	15%	1,859
AMELIA EXPRESS CARE LLC	10	1,563	264	14%	1,837
ADVENT HEALTH - DADE CITY		1,600	234	13%	1,834
MEDEXPRESS PORT CHARLOTTE		1,652	163	9%	1,815
INTELEX LABS, LLC		1,758	56	3%	1,814
MINUTECLINIC LLC #5214		1,529	261	15%	1,790
MINUTECLINIC, LLC #4015		1,321	448	25%	1,769
MINUTECLINIC LLC #7887		1,572	194	11%	1,766
MINUTECLINIC LLC #5069		1,442	320	18%	1,762
MINUTECLINIC LLC # 0514		1,537	221	13%	1,758
MINUTECLINIC LLC #1771		1,469	284	16%	1,753
BOND URGENT CARE LLC		1,286	456	26%	1,742
MINUTECLINIC LLC # 3930		1,467	263	15%	1,730
MINUTECLINIC LLC #4458		1,369	353	20%	1,722
PARRISH MEDICAL CENTER	1	1,493	221	13%	1,715
JACKSON HOSPITAL CLINICAL LABORATORY		1,442	269	16%	1,711
CHARLES AIESI CONSULTING INC	8	1,493	205	12%	1,706
MINUTECLINIC LLC #1055		1,339	359	21%	1,698
JW PLASTIC SURGERY		1,449	244	14%	1,693
MINUTECLINIC LLC #3705		1,460	229	14%	1,689
MARTIN HEALTH SYSTEM - ST LUCIE WEST		1,512	164	10%	1,676
IGENOMIX USA LLC	46	1,472	155	9%	1,673
MINUTECLINIC LLC #3814		1,368	293	18%	1,661
MINUTECLINIC LLC # 3686		1,422	232	14%	1,654
NCH NORTHEAST	7	1,271	374	23%	1,652
SPARROW HEALTHCARE	2	1,399	248	15%	1,649
PATIENTS FIRST - THOMASVILLE ROAD		1,457	189	11%	1,646
BARDMOOR LABORATORY	9	1,400	235	14%	1,644
MINUTECLINIC LLC #3003		1,308	336	20%	1,644
NORTH SHORE LONG ISLAND JEWISH HEALTH	1	1,542	80	5%	1,623
MINUTECLINIC LLC #7225		1,387	235	14%	1,622
DOC SMILEYS URGENT CARE LLC		1,311	300	19%	1,611
NCHMD INC		1,328	277	17%	1,605
Community_Health		1,410	192	12%	1,602

COVID-19: testing by laboratory

Data through Feb 12, 2021 verified as of Feb 13, 2021 at 09:25 AM

Data in this report are provisional and subject to change.

The numbers in the table below represent the number of Florida and non-Florida residents for whom test results were received by the Department of Health. A person can be tested by more than one laboratory and can have both positive and negative results. **Therefore, the sum of the numbers in each column will be larger than the total number of people tested.**

Reporting lab	Inconclusive	Negative	Positive	Percent positive	Total
WELLINGTON REGIONAL MEDICAL CENTER		1,437	159	10%	1,596
OPTEO LABORATORY		1,554	34	2%	1,588
MINUTECLINIC LLC #3291		1,373	208	13%	1,581
NEIGHBORHOOD MEDICAL CENTER INC	17	1,389	171	11%	1,577
MINUTECLINIC LLC #7973		1,355	221	14%	1,576
MINUTECLINIC, LLC #3204		1,290	285	18%	1,575
MELBOURNE MEDICAL LABORATORY☐	2	1,365	202	13%	1,569
EMERGENCY PHYSICIANS MEDICAL CENTER		571	989	63%	1,560
SHELL POINT NURSING PAVILION	1	1,484	70	5%	1,555
CAREFAST+		868	682	44%	1,550
MINUTECLINIC LLC #7173		1,350	199	13%	1,549
LABTECH DIAGNOSTIC		1,265	280	18%	1,545
PENSACOLA PEDIATRICS PA	1	1,381	159	10%	1,541
LAKE WALES MEDICAL CENTER INC		1,333	206	13%	1,539
MINUTECLINIC, LLC (CLINIC 10699)		1,304	234	15%	1,538
MINI ER WATERFORD LAKES, THE		1,290	236	15%	1,526
ASSURANCE SCIENTIFIC LABORATORIES	1	1,218	281	19%	1,500
WHOLE FAMILY HEALTH CENTER INC		1,212	287	19%	1,499
MINUTECLINIC LLC #3257		1,233	266	18%	1,499
AFC PHYSICIANS OF FLORIDA		1,088	403	27%	1,491
MEDIQUICK URGENT CARE CENTERS INC		1,016	456	31%	1,472
GENESIS LABORATORY MANAGEMENT	11	1,240	220	15%	1,471
LABORATORY SPECIALISTS OF MICHIGAN		1,218	253	17%	1,471
MINUTECLINIC LLC # 7933		1,275	190	13%	1,465
MINUTECLINIC LLC #3748		1,166	294	20%	1,460
MINUTECLINIC, LLC #5817		1,176	275	19%	1,451
ADVANCE MEDICAL OF NAPLES		326	1,120	77%	1,446
MINUTECLINIC LLC #5216		1,219	223	15%	1,442
UHEALTH DEERFIELD BEACH/UMSYLVESTER DEERFIELD BEACH LABORATORY	3	1,380	55	4%	1,438
BAPTIST HEALTH SOUTH FLORIDA - COUNTRY WALK URGENT CARE EXPRESS		1,220	211	15%	1,431
MINUTECLINIC LLC #4024		1,213	217	15%	1,430
BIOCERNA LLC	9	1,248	164	12%	1,421
PATIENTS CHOICE LABORATORIES		829	589	42%	1,418
MINUTECLINIC LLC #3654		1,153	265	19%	1,418
MINUTECLINIC LLC #3285		1,213	202	14%	1,415
KEYS AHEC SCHOOL MEDICAL CLINIC	7	1,313	91	6%	1,411
MINUTECLINIC LLC #3635		1,221	182	13%	1,403
MINUTECLINIC LLC #3255		1,167	231	17%	1,398
MINUTECLINIC LLC #5924		1,159	238	17%	1,397
BAYFRONT HEALTH - CITRUS HILLS		1,183	203	15%	1,386
MINUTECLINIC LLC #4612		1,081	305	22%	1,386
ELLENTON URGENT CARE		1,142	234	17%	1,376
MINUTECLINIC LLC #3648		1,106	267	19%	1,373
WHITE WILSON MEDICAL CENTER		164	1,195	88%	1,359
ASCENSION ST VINCENT'S - SOUTHSIDE		1,309	49	4%	1,358
COASTAL LABORATORIES	1	1,073	282	21%	1,356
ARCPOINT LABS		809	533	40%	1,342

COVID-19: testing by laboratory

Data through Feb 12, 2021 verified as of Feb 13, 2021 at 09:25 AM

Data in this report are provisional and subject to change.

The numbers in the table below represent the number of Florida and non-Florida residents for whom test results were received by the Department of Health. A person can be tested by more than one laboratory and can have both positive and negative results. **Therefore, the sum of the numbers in each column will be larger than the total number of people tested.**

Reporting lab	Inconclusive	Negative	Positive	Percent positive	Total
PHYSICIANS PRIMARY CARE	2	1,133	203	15%	1,338
MINUTECLINIC LLC #1821		1,188	146	11%	1,334
MINUTECLINIC LLC #4201		1,165	168	13%	1,333
BAPTIST HEALTH SOUTH FLORIDA - KEY BISCANE URGENT CARE EXPRESS		1,166	164	12%	1,330
BAPTIST HEALTH EMERGENCY CENTER AT WEST CORAL WAY		1,025	305	23%	1,330
MINUTECLINIC LLC #1807		1,086	216	17%	1,302
MINUTECLINIC LLC # 3579		1,112	185	14%	1,297
MEDEXPRESS URGENT CARE - JAX ATLANTIC BLVD		1,101	190	15%	1,291
TEMPUS CLINICAL LABORATORY	10	1,136	142	11%	1,288
AMELIA EXPRESS CARE		710	575	45%	1,285
UNIVERSITY OF ALABAMA AT BIRMINGHAM		1,235	34	3%	1,269
BAPTIST HEALTHCARE - JAY HOSPITAL		906	350	28%	1,256
ED FRASER MEMORIAL HOSPITAL		1,008	237	19%	1,245
NYU HOSPITALS CENTER CLINICAL LABORATORIES		1,203	40	3%	1,243
OPTUM LABS LLC		1,082	153	12%	1,235
TREASURE COAST MEDICAL ASSOCIATES INC		737	495	40%	1,232
PROJECT HEALTH, INC SUMTERVILLE	5	1,004	218	18%	1,227
SMA LAB	8	1,076	142	12%	1,226
UHEALTH CLINIC AT WALGREENS		985	240	20%	1,225
CLINICORE		1,124	91	7%	1,215
VAVA PARTNERS LLC		439	769	64%	1,208
TOM LEE COMMUNITY HEALTH CENTER		803	396	33%	1,199
ACCESS MEDICAL LABS		746	448	38%	1,194
PREMIER MEDICAL	1	1,097	93	8%	1,191
PARAMOUNT URGENT CARE VILLAGES		842	348	29%	1,190
PEDIATRIC HEALTH CARE ALLIANCE - NORTHDAL		1,084	106	9%	1,190
HOLIDAY CVS LLC DBA CVSPHARMACY #5155		1,132	49	4%	1,181
FLORIDA DEPARTMENT OF HEALTH IN POLK COUNTY	2	889	276	24%	1,167
JUPITER MEDICAL CENTER URGENT CARE		820	344	30%	1,164
HEALTH CARE DISTRICT OF PALM BEACH COUNTY	1	1,001	162	14%	1,164
MINUTECLINIC LLC #476		980	179	15%	1,159
KETAMINE HEALTH CENTERS LLC		1,054	95	8%	1,149
AFC PHYSICIANS OF FLORIDA PA		816	326	29%	1,142
CAPSTONE HEALTHCARE		802	329	29%	1,131
VERITAS GENETICS	61	942	119	11%	1,122
STAGEZERO LIFE SCIENCES INC	3	1,020	99	9%	1,122
MINUTECLINIC LLC #3637		849	270	24%	1,119
EPN URGENT CARE NAPLES	2	773	339	30%	1,114
BAYFRONTVENICEREGIONAL		1,044	66	6%	1,110
MINUTECLINIC LLC #3236		945	165	15%	1,110
AMERICAN RESEARCH LABS		897	212	19%	1,109
NORTH FLORIDA PEDIATRICS-TALLAHASSEE	1	1,010	96	9%	1,107
LAB24 INC	3	436	667	60%	1,106
ST ANNES NURSING CENTER		1,075	23	2%	1,098
XYZ LABORATORY	8	942	146	13%	1,096
FIU-HEALTH AUXILIARY LABORATORY	5	1,012	75	7%	1,092
MINUTECLINIC LLC #1350		920	172	16%	1,092

COVID-19: testing by laboratory

Data through Feb 12, 2021 verified as of Feb 13, 2021 at 09:25 AM

Data in this report are provisional and subject to change.

The numbers in the table below represent the number of Florida and non-Florida residents for whom test results were received by the Department of Health. A person can be tested by more than one laboratory and can have both positive and negative results. **Therefore, the sum of the numbers in each column will be larger than the total number of people tested.**

Reporting lab	Inconclusive	Negative	Positive	Percent positive	Total
MINUTECLINIC, LLC #3245		854	236	22%	1,090
MINUTECLINIC LLC #8381		916	166	15%	1,082
SOLARIS HEALTHCARE PALATKA		980	101	9%	1,081
ADVANCED DIAGNOSTIC LABORATORY		1,027	47	4%	1,074
RAINBOW RIVER MEDICAL LABORATORY		977	83	8%	1,060
OPTUMCARE FLORIDA LLC		815	226	22%	1,041
COASTAL PEDIATRIC GROUP		902	138	13%	1,040
PALM HARBOR PHARMACY		896	139	13%	1,035
STEWART REFERENCE LABORATORY	1	595	428	42%	1,024
MINUTECLINIC, LLC # 4469		858	164	16%	1,022
PROFESSIONAL HEALTH EXAMINERS DBA PROHEALTH	1	819	199	20%	1,019
MINUTECLINIC LLC #1815		871	144	14%	1,015
CAREMED CLINIC LLC	1	765	243	24%	1,009
PARAMOUNT URGENT CARE - CLERMONT		686	320	32%	1,006
NAPLES URGENT CARE	1	627	377	38%	1,005
VERITOR		850	149	15%	999
ADVANCED MEDICAL OF NAPLES LLC		885	113	11%	998
XPRESS URGENT CARE	4	839	153	15%	996
LITTLE PINE PEDIATRICS		743	249	25%	992
LAKELAND REGIONAL HEALTH - PWC/OB		36	954	96%	990
ADVENTHEALTH CENTRA CARE WINTER HAVEN	1	439	544	55%	984
GENOME LLC	2	899	82	8%	983
FLAGLER HOSPITAL LABORATORY	8	35	937	96%	980
MINUTECLINIC LLC #6007		831	148	15%	979
GENEIQ		924	52	5%	976
PRIMARY CARE OF THE TREASURE COAST		846	124	13%	970
RIVER TOWN DIAGNOSTIC LLC		726	243	25%	969
PATIENTS FIRST LAKE ELLA MEDICAL CENTER		840	121	13%	961
PALM BAY HOSPITAL CLINICAL LABORATORY		651	304	32%	955
READY RESPONDERS FLORIDA, PLLC		815	133	14%	948
CAREFAST MURABELLA		501	439	47%	940
NORTH FLORIDA PEDIATRICS - LAKE CITY		734	202	22%	936
JOHNS HOPKINS ALL CHILDREN'S HOSPITAL		872	64	7%	936
ER QUICKCARE PL		783	146	16%	929
VRL EUROFINIS - DALLAS		913	13	1%	926
ARCPPOINT LABS OF CORAL SPRINGS FL		824	99	11%	923
GENE TOX WORLDWIDE	60	736	125	14%	921
ADDICTION LABS OF AMERICA	3	845	71	8%	919
LENCO MEDICAL LABORATORY		875	42	5%	917
HENDRY REGIONAL MEDICAL CENTER CLINICAL LABORATORY		688	228	25%	916
HISTOPATHOLOGY SERVICES, LLC		802	99	11%	901
FAST TRACK URGENT CARE CENTER		4	893	100%	897
PROFESSIONAL HEALTH EXAMINERS		767	129	14%	896
EXACT SCIENCES LABORATORIES, LLC		751	140	16%	891
APALACHEE CORRECTIONAL INSTITUTION EAST UNIT		872	17	2%	889
INTEGRITY LABORATORIES, LLC	2	723	160	18%	885
FIRST QUALITY LABORATORY		826	51	6%	877

COVID-19: testing by laboratory

Data through Feb 12, 2021 verified as of Feb 13, 2021 at 09:25 AM

Data in this report are provisional and subject to change.

The numbers in the table below represent the number of Florida and non-Florida residents for whom test results were received by the Department of Health. A person can be tested by more than one laboratory and can have both positive and negative results. **Therefore, the sum of the numbers in each column will be larger than the total number of people tested.**

Reporting lab	Inconclusive	Negative	Positive	Percent positive	Total
TACACHALE CLINICAL LABORATORY	1	822	46	5%	869
MIAMI JEWISH HEALTH SYSTEMS		801	54	6%	855
MINUTECLINIC, LLC DBA MINUTECLINIC #4717		821	33	4%	854
TYNDALL AIR FORCE BASE		652	196	23%	848
THE HEALTH CENTER OF PLANT CITY		773	69	8%	842
EUROFINS NTD, LLC		804	38	5%	842
PROHEALTH MEDICAL CLINIC		251	589	70%	840
MYTEST DIAGNOSTICS		776	61	7%	837
BROWNWOOD CARE CENTER		759	77	9%	836
NORTH FLORIDA PEDIATRICS PA - SUWANNEE	3	705	116	14%	824
MINUTECLINIC LLC #5157		697	127	15%	824
PHAROS HEALTH		628	191	23%	819
FLORIDA HOSPITAL ORLANDO		743	74	9%	817
MOLECULAR TESTING LABS		758	53	7%	811
LEE COUNTY EMERGENCY MEDICAL SERVICE		705	105	13%	810
UNIVERSITY OF WEST FLORIDA STUDENT HEALTH SERVICES	1	688	121	15%	810
ASCENSION ST VINCENT'S - CLAY		775	35	4%	810
COVANCE CLINICAL RESEARCH UNIT INC		786	23	3%	809
STEWART ROCKLEDGE HOSPITAL		634	175	22%	809
MINUTECLINIC LLC #214		686	118	15%	804
MINUTECLINIC LLC #8927		664	136	17%	800
CVS HEALTH		570	229	29%	799
NITE LITE PEDIATRICS		234	563	71%	797
C.W. BILL YOUNG VA MEDICAL CENTER	1	21	771	97%	793
PROJECT HEALTH INC	4	659	126	16%	789
DEPARTMENT OF CLINICAL LABS		768	17	2%	785
MEDICAL CONSULTANTS OF FLORIDA, LLC	1	648	134	17%	783
BAPTIST HEALTH - MD ANDERSON CANCER CENTER		773	5	1%	778
DYNIX DIAGNOSTICS	2	524	247	32%	773
COASTAL PHYSICIANS, LLC		620	152	20%	772
LPG COCONUT POINT		633	138	18%	771
INTERLACHEN PEDIATRICS		731	32	4%	763
MACDILL AIR FORCE BASE		710	51	7%	761
MINUTECLNIC LLC		662	97	13%	759
Point of Care Testing	1	114	643	85%	758
NONE		308	450	59%	758
VRL EUROFINS		727	30	4%	757
NORTH OKALOOSA MEDICAL CENTER		434	315	42%	749
MINUTECLINIC LLC #5187		650	99	13%	749
USF MORSANI CENTER FOR ADVANCED HEALTH CARE		653	90	12%	743
SUNRISE URGENT CARE ASSOCIATES LLC D/B/A	5	405	330	45%	740
PEDIATRICS OF CENTRAL FLORIDA PA	19	679	42	6%	740
ST PETERSBURG PEDIATRICS	1	660	76	10%	737
FISHERMENS HOSPITAL CLINICAL LAB		666	68	9%	734
NORTH FLORIDA PEDIATRICS PA	1	625	107	15%	733
SANTA ROSA MEDICAL GROUP		575	156	21%	731
VITAS HEALTHCARE CORPORATION OF FLA	1	726	4	1%	731

COVID-19: testing by laboratory

Data through Feb 12, 2021 verified as of Feb 13, 2021 at 09:25 AM

Data in this report are provisional and subject to change.

The numbers in the table below represent the number of Florida and non-Florida residents for whom test results were received by the Department of Health. A person can be tested by more than one laboratory and can have both positive and negative results. **Therefore, the sum of the numbers in each column will be larger than the total number of people tested.**

Reporting lab	Inconclusive	Negative	Positive	Percent positive	Total
MIDWAY SPECIATLY CARE CENTER		504	220	30%	724
ADVENT HEALTH LAB - ORLANDO		430	294	41%	724
GROWING TOGETHER PEDIATRICS LLC		669	53	7%	722
NORTHEAST FLORIDA NEUROLOGY CLINICS, INC		609	113	16%	722
DISNEY COVID TEST SITE		703	11	2%	714
Tampa Lakes Health and Rehabilitation Center	2	643	69	10%	714
NORTH SHORE LIJ URGENT CARE PC		673	39	5%	712
CATALYST WALK IN CLINIC		568	143	20%	711
CONSULATE HEALTH CARE OF NEW PORT RICHEY	2	588	121	17%	711
INTERLACHEN PEDIATRICS PA		677	30	4%	707
ANY LAB TEST NOW	1	463	237	34%	701
PRIMARY CARE SERVICES AT INDIAN RIVER ESTATES		681	18	3%	699
PREMIER MEDICAL LABORATORY SERVICES	1	463	225	33%	689
ORLANDO HEALTH AND REHAB CENTER		638	43	6%	681
CRUCIAL CARE EMERGENCY MEDICINE DOCTORS		530	150	22%	680
CLINICAL PATHOLOGY LABS INC		613	66	10%	679
Victoria Nursing and Rehabilitation Center		631	47	7%	678
KENDALL HEALTHCARE PROPERTIES DBA	2	649	27	4%	678
PRIMARY CARE SOUTH INC		354	324	48%	678
CAPE CANAVERAL HOSPITAL		442	233	35%	675
CREEKSIDE CARE CENTER	1	587	84	13%	672
MINI ER ADULT AND PEDIATRIC URGENT CARE		574	98	15%	672
REDI MED LLC		532	140	21%	672
CARE ONE OF FLORIDA LLC		453	219	33%	672
NCH HEALTHCARE SYSTEM MICROBIOLOGY LAB		2	667	100%	669
WILLOWBROOKE COURT AT EDGEWATER POINTE ESTATES		659	9	1%	668
EAST LAKE PEDIATRICS		576	92	14%	668
VENICE REGIONAL MEDICAL CENTER		574	93	14%	667
ADVENTHEALTH CENTRA CARE TRINITY		592	75	11%	667
SPECTOR SCIENTIFIC LAB	1	242	419	63%	662
DOCTOR'S MEMORIAL HOSPITAL		503	158	24%	661
MEDICAL FP – WHOLE FAMILY HEALTH CENTER		539	120	18%	659
ADVENTHEALTH EXPRESS CARE AT WALGREENS		579	80	12%	659
TREE HOUSE PEDIATRICS PLLC		591	66	10%	657
JACKSONVILLE BEACH PEDIATRIC CARE CENTER□		600	57	9%	657
PALACE NURSING HOME & REHAB CENTER		619	36	5%	655
POINT OF CARE TESTING SITE		630	24	4%	654
SOLARIS HEALTHCARE CHARLOTTE HARBOR		607	47	7%	654
ABSOLUTE GENOMICS	1	523	130	20%	654
FAMILY HEALTH CENTERS OF SWF LABS	2	569	81	12%	652
HALIFAX MEDICAL CENTER-PORT ORANGE LAB		551	99	15%	650
PALM GARDEN OF PORT SAINT LUCIE		641	8	1%	649
MAVERICK LABS		459	188	29%	647
LIFE CARE CENTER OF NEW PORT RICHEY		608	33	5%	641
CHILDRENS MEDICAL ASSOCIATION		576	61	10%	637
LOOP PEDIATRICS PA	3	522	110	17%	635
NCHMD, INC SOUTHEAST IMMEDIATE CARE		489	146	23%	635

COVID-19: testing by laboratory

Data through Feb 12, 2021 verified as of Feb 13, 2021 at 09:25 AM

Data in this report are provisional and subject to change.

The numbers in the table below represent the number of Florida and non-Florida residents for whom test results were received by the Department of Health. A person can be tested by more than one laboratory and can have both positive and negative results. **Therefore, the sum of the numbers in each column will be larger than the total number of people tested.**

Reporting lab	Inconclusive	Negative	Positive	Percent positive	Total
AMERICAN SCIENTIFIC LABORATORIES LLC		628	5	1%	633
JOHN KNOX VILLAGE HEALTH CENTER		595	19	3%	614
LIFE CARE CENTER OF ORANGE PARK		584	30	5%	614
MANOR PINES CONVALESCENT CENTER LLC	1	592	20	3%	613
PRIMARY CARE SERVICES AT ST ANDREWS ESTATES		613			613
HOLY CROSS HOSPITAL		12	598	98%	610
MOUNT SINAI LABORATORY		580	29	5%	609
GULF COAST VILLAGE		576	30	5%	606
Crestview Rehabilitation Center	5	474	126	21%	605
GULF COAST MOLECULAR LABORATORIES	12	494	97	16%	603
24 HOUR PEDIATRIC CARE CENTER	1	552	47	8%	600
PATIENTS FIRST - MAHAN DRIVE		164	435	73%	599
WOODLANDS MEDICAL SPECIALISTS		359	238	40%	597
BOND AND STEELE CLINIC PA		413	183	31%	596
ETHOS WELLNESS PHARMACY		554	42	7%	596
CARENOW URGENT CARE – FORT PIERCE		344	251	42%	595
ST JOHN'S NURSING CENTER		573	21	4%	594
VETERANS AFFAIRS MEDICAL CENTER - JAMES A HALEY			594	100%	594
MAIN STREET MEDICAL CENTER		127	467	79%	594
ADVENTHEALTH MEDICAL GROUP PROMPT CARE		423	170	29%	593
GOLDEN GATE FAMILY CLINIC		174	417	71%	591
MID-FLORIDA PATHOLOGY		449	141	24%	590
CALHOUN LIBERTY HOSPITAL		439	148	25%	587
HOLMES REGIONAL MEDICAL CENTER		5	581	99%	586
GOLDEN GLADES NURSING & REHABILITATION CTR		570	14	2%	584
PALM GARDEN OF VERO BEACH		544	39	7%	583
THE PRESERVE		573	9	2%	582
LAKELAND REGIONAL HEALTH PABLO		498	83	14%	581
AMERICAN MEDICAL RESPONSE		567	5	1%	572
MEDICAL VB		451	121	21%	572
CENTRAL FLORIDA HEALTH CARE INC		471	100	18%	571
VETERANS AFFAIRS MEDICAL CENTER		40	528	93%	568
CLEWISTON NURSING AND REHABILITATION CENTER		557	11	2%	568
TELESCOPE HEALTH LLC	3	460	104	18%	567
TENNESSEE DOH - NASHVILLE	2	500	65	11%	567
CONSULATE HEALTHCARE OF VERO BEACH	14	473	79	14%	566
SEBASTIAN RIVER MEDICAL CENTER	2	411	152	27%	565
BROAD INSTITUTE CLINICAL SEQUENCING RESEARCH PLATFORM	1	538	24	4%	563
HMA SANTA ROSA MEDICAL CENTER LLC DBA		437	122	22%	559
LIFE CARE CENTER OF PENSACOLA		512	47	8%	559
LIFE CARE CENTER OF HILLIARD		539	18	3%	557
FORT MYERS INTERNAL MEDICINE, LLC		502	55	10%	557
SHORELINE PHYSICIAN GROUP		342	214	38%	556
ECCOLAB GROUP	1	146	408	74%	555
THERADOC		152	399	72%	551
NEMOURS CHILDREN'S HOSPITAL		453	98	18%	551
ASAP LABS LLC		413	137	25%	550

COVID-19: testing by laboratory

Data through Feb 12, 2021 verified as of Feb 13, 2021 at 09:25 AM

Data in this report are provisional and subject to change.

The numbers in the table below represent the number of Florida and non-Florida residents for whom test results were received by the Department of Health. A person can be tested by more than one laboratory and can have both positive and negative results. **Therefore, the sum of the numbers in each column will be larger than the total number of people tested.**

Reporting lab	Inconclusive	Negative	Positive	Percent positive	Total
The Sands at South Beach		545	4	1%	549
POINT WASHINGTON MEDICAL CLINIC	1	355	191	35%	547
CYPRESS VILLAGE	1	522	24	4%	547
VITAE DIAGNOSTICS		534	13	2%	547
PENSACOLA PEDIATRICS	1	328	217	40%	546
VITAS HEALTHCARE CORP OF CENTRAL FL		524	22	4%	546
FLAGLER COUNTY HEALTH DEPARTMENT	3	421	121	22%	545
Signature HealthCare Center of Waterford		515	29	5%	544
COASTAL URGENT CARE		428	116	21%	544
EAST LAKE PEDIATRICS PA		495	47	9%	542
NCF DIAGNOSTICS & DNA TECHNOLOGIES	15	208	318	59%	541
CITY MEDICAL OF NEW JERSEY, PC		496	45	8%	541
NSPIRE HEALTHCARE MIAMI LAKES	7	516	14	3%	537
SOUTHEAST ALABAMA MEDICAL CENT		487	49	9%	536
DOCTORS CENTER,THE		427	108	20%	535
J AND G MEDICAL GROUP LLC		443	91	17%	534
AMERICAN FAMILY CARE PENSACOLA WEST		1	533	100%	534
EDEN SPRINGS NURSING AND REHAB CENTER		424	110	21%	534
MANOR CARE HEALTH SERVICES - FT MYERS		509	23	4%	532
SPRING HILL HEALTH AND REHABILITATION CENTER		511	20	4%	531
BROOKDALE FORT MYERS CYPRESS LAKE		528	2	0%	530
MEDICAL CENTER CLINIC-IMMEDIATE CARE	1	423	104	20%	528
MED FAST URGENT CARE CENTER		260	268	51%	528
CLARITY LABS		458	69	13%	527
VETERANS AFFAIRS MEDICAL CENTER - BAY PINES		17	510	97%	527
MOORINGS PARK INSTITUTE, INC, THE		502	24	5%	526
NORTH FLORIDA MEDICAL GROUP		398	128	24%	526
VIERA HOSPITAL, INC		402	121	23%	523
MANOR CARE NURSING CENTER OF SARASOTA FL LLC□		433	87	17%	520
EMERALD SHORES HEALTH AND REHABILITATION		424	96	18%	520
BOCA GRANDE HEALTH CLINIC		493	25	5%	518
EXPRESS URGENT CARE LLC		1	516	100%	517
BALDOMERO LOPEZ STATE VETERANS NURSING HOME	2	507	3	1%	512
VILLA MARIA NURSING & REHAB CENTER INC	1	500	11	2%	512
NORTH VISTA HOSPITAL LABORATORY		416	95	19%	511
BIO-TECH CLINICAL LABORATORIES INC		439	71	14%	510
MEDFAST URGENT CARE CENTERS		230	280	55%	510
AFC URGENT CARE CLEARWATER	1	123	385	76%	509
ORANGE BLOSSOM FAMILY HEALTH		480	26	5%	506
DIAMOND RIDGE HEALTH AND REHABILITATION		471	31	6%	502
FLORIDA GULF COAST UNIVERSITY		329	173	34%	502
PEDIATRIC HEALTHCARE ALLIANCE PA		456	46	9%	502
Plantation Bay Rehabilitation Center		479	22	4%	501
DAVITA LABORATORY		426	73	15%	499
DOH – INDIAN RIVER		426	73	15%	499
MEDONE URGENT CARE AT ST. AUGUSTINE		133	366	73%	499
EXPRESS PHARMACY		462	36	7%	498

COVID-19: testing by laboratory

Data through Feb 12, 2021 verified as of Feb 13, 2021 at 09:25 AM

Data in this report are provisional and subject to change.

The numbers in the table below represent the number of Florida and non-Florida residents for whom test results were received by the Department of Health. A person can be tested by more than one laboratory and can have both positive and negative results. **Therefore, the sum of the numbers in each column will be larger than the total number of people tested.**

Reporting lab	Inconclusive	Negative	Positive	Percent positive	Total
CLINICAL PATHOLOGY LABS		386	111	22%	497
WILLOW BROOKE COURT AT INDIAN RIVER ESTATES		452	44	9%	496
JACKSON MEMORIAL PERDUE MEDICAL CENTER		471	24	5%	495
PALM GARDEN OF TAMPA		466	29	6%	495
GRAND COURT TAMPA		489	3	1%	492
MAYFLOWER ASSISTED LIVING		485	6	1%	491
CONTINENTAL CLINICAL RESEARCH, LLC		465	26	5%	491
NCH HEALTHCARE BONITA		367	124	25%	491
JACKSON MEMORIAL LONG TERM CARE CENTER		470	20	4%	490
BUFFALO CROSSING HEALTHCARE & REHABILITATION CTR		474	15	3%	489
NEW YORK HOSPITAL LABORATORIES	1	475	12	2%	488
QUICK CARE MED		328	160	33%	488
MEMORIAL PEMBROKE 24/7 CARE CENTER		369	119	24%	488
ENZO CLINICAL LABS INC	3	462	22	5%	487
HEALTH CENTER AT BRENTWOOD	1	444	42	9%	487
PEBBLEBROOK PHARMACY		392	93	19%	485
Fernandina Beach Rehabilitation and Nursing Center	1	465	18	4%	484
VETERANS AFFAIRS MEDICAL CENTER - GAINESVILLE		3	481	99%	484
SABAL PALMS HEALTH AND REHAB		429	50	10%	479
VALENCIA HILLS HEALTH AND REHABILITATION CENTER		465	13	3%	478
ST CLOUD REGIONAL MEDICAL CENTER CLINICAL LAB		394	83	17%	477
CLIFFORD CHESTER SIMS STATE VETERANS		468	9	2%	477
RIVER GARDEN HEBREW HOME FOR THE AGED		421	54	11%	475
NORTH FLORIDA RETIREMENT VILLAGE		470	2	0%	472
SUSANNA WESLEY HEALTH CENTER		435	36	8%	471
SOLARIS HEALTHCARE LAKE CITY		376	94	20%	470
FLORIDA DEPARTMENT OF HEALTH CLAY COUNTY	1	371	96	21%	468
NAVAL HOSPITAL - JACKSONVILLE		136	331	71%	467
BALDWIN PEDIATRICS	1	434	28	6%	463
FOUNTAIN MANOR HEALTH AND REHAB CENTER	1	444	18	4%	463
HARBOUR HEALTH CENTER		449	14	3%	463
PALM GARDEN OF JACKSONVILLE	2	382	79	17%	463
Quest Diag Unspecifd	1	314	147	32%	462
BAPTIST PRIMARY CARE	2	365	95	21%	462
BROOKDALE PALMER RANCH	1	403	57	12%	461
PALMETTO FAMILY HEALTHCARE	1	290	169	37%	460
The Manor at Blue Water Bay		399	60	13%	459
Good Samaritan Society Kissimmee Village		394	65	14%	459
HARTS HARBOR HEALTH CARE CENTER		438	21	5%	459
LAUDERDALE NURSING CENTER LLC	1	438	19	4%	458
AMERICA'S PHARMACY LLC		407	51	11%	458
THE PALACE AT HOMESTEAD	1	439	18	4%	458
FLORIDA DEPARTMENT OF HEALTH IN CALHOUN COUNTY		336	121	26%	457
RICARDO NAVARRO DO PA		388	69	15%	457
CHILDRENS MEDICAL ASSOCIATION PA		404	52	11%	456
CLARIDGE HOUSE NURSING CENTER		437	17	4%	454
ARCPPOINTS LABS		390	64	14%	454

COVID-19: testing by laboratory

Data through Feb 12, 2021 verified as of Feb 13, 2021 at 09:25 AM

Data in this report are provisional and subject to change.

The numbers in the table below represent the number of Florida and non-Florida residents for whom test results were received by the Department of Health. A person can be tested by more than one laboratory and can have both positive and negative results. **Therefore, the sum of the numbers in each column will be larger than the total number of people tested.**

Reporting lab	Inconclusive	Negative	Positive	Percent positive	Total
HILLCREST HEALTH CARE & REHABILITATION CENTER	2	440	12	3%	454
MANOR AT CARPENTERS		422	27	6%	449
PARKLANDS FACILITY INC	4	403	42	9%	449
Southern Oaks Care Center	1	410	37	8%	448
HERON POINTE HEALTH AND REHABILITATION	1	442	3	1%	446
WEST GABLES HEALTH CARE CENTER		435	10	2%	445
DIAMOND RIDGE HEALTH AND REHABILITATION CENTER		421	22	5%	443
FLO-MEDILAB SERVICES LLC		188	255	58%	443
MEDICAL CENTER OF DELTONA, INC		356	85	19%	441
Williston Care Center		383	57	13%	440
HEARTLAND PEDIATRICS OF LAKE WALES		391	48	11%	439
SMA SPECIALTY MEDICAL LAB		117	321	73%	438
PEDIATRIC HEALTHCARE ALLIANCE		407	28	6%	435
Q ANSWER LAB	1	381	52	12%	434
SHORE ACRES CARE CENTER		399	35	8%	434
LAB DOCTOR		382	51	12%	433
NEW PLANT CITY FAMILY CARE	1	228	203	47%	432
AVECINA MEDICAL JULINGTON	1	240	189	44%	430
ST ANDREWS BAY SKILLED NURSING &		369	60	14%	429
DXTERITY DIAGNOSTICS	1	406	22	5%	429
FLORIDA DEPT OF HEALTH IN BREVARD COUNTY	3	363	63	15%	429
PIONEER CLINICAL LAB LLC		353	75	18%	428
CITRUS NURSING CENTER LLC		386	42	10%	428
BENTON PEDIATRICS INC		382	45	11%	427
PHYSICIANS STAT LAB INC		357	70	16%	427
Solaris HealthCare Windermere		395	32	7%	427
PALM GARDEN OF OCALA		330	97	23%	427
MANOR OAKS NURSING & REHAB CENTER	4	420	2	0%	426
SANDBAY URGENT CARE		343	80	19%	423
APP-UNIPATH, LLC	2	405	14	3%	421
GARCIA CLINICAL LABORATORY		28	392	93%	420
CARE ONE OF FLORIDA	1	283	136	32%	420
PHYSICIANS PRIMARY CARE LAB		360	60	14%	420
AFC URGENT CARE SEMINOLE			418	100%	418
NORTH FLORIDA REHABILITATION & SPECIALTY CARE☐		412	5	1%	417
Colonial Lakes Health Care		384	33	8%	417
ORLANDO HEALTH CENTER FOR REHABILITATION		405	11	3%	416
LEHIGH REGIONAL MEDICAL CENTER LAB		371	44	11%	415
FLORIDA HOSPITAL WAUCHULA		286	127	31%	413
MICHAEL A MIDDLETON MD PA☐		398	15	4%	413
NEW YORK PRESBYTERIAN - CUMC CLINICAL		395	17	4%	412
FAMILY HEALTH CENTERS OF SOUTHWEST FLORIDA INC		347	64	16%	411
MINUTECLINIC LLC #3671		366	44	11%	410
HOPE HOSPICE AND COMMUNITY SERVICES INC	14	382	14	3%	410
AFC URGENT CARE FAMILY CARE			409	100%	409
THE PALACE MANAGEMENT - THE PALACE AT CORAL GABLES		403	3	1%	406
TIDE LABORATORIES		362	43	11%	405

COVID-19: testing by laboratory

Data through Feb 12, 2021 verified as of Feb 13, 2021 at 09:25 AM

Data in this report are provisional and subject to change.

The numbers in the table below represent the number of Florida and non-Florida residents for whom test results were received by the Department of Health. A person can be tested by more than one laboratory and can have both positive and negative results. **Therefore, the sum of the numbers in each column will be larger than the total number of people tested.**

Reporting lab	Inconclusive	Negative	Positive	Percent positive	Total
CLINICAL ENTERPRISE, INC		384	20	5%	404
VITAS LUTHERAN TOWERS INPATIENT PROGRAM		340	63	16%	403
BROWARD PARTNERSHIP	6	386	7	2%	399
DBI HEALTH INC		382	15	4%	397
LITTLE PINE PEDIATRICS PLLC	1	342	53	13%	396
CONSULATE HEALTH CARE OF BAYONET POINT	4	384	7	2%	395
MINI ER AND URGENT CARE		289	105	27%	394
SANTA ROSA CENTER FOR REHABILITATION AND HEALING		330	62	16%	392
PRO HEALTH		164	227	58%	391
SIGNATURE HEALTHCARE OF BROOKWOOD GARDENS		384	6	2%	390
SUWANNEE HEALTH AND REHABILITATION CENTER		385	5	1%	390
ABBEE DELRAY		384	5	1%	389
EMERITUS AT NAPLES	2	386	1	0%	389
BARBER		13	376	97%	389
Ocala Health and Rehabilitation Center		369	20	5%	389
SOLARIS HEALTHCARE MERRITT ISLAND		349	40	10%	389
FLORIDA HOSPITAL MEDICAL GROUP		256	130	34%	386
PALMS OF SEBRING		352	34	9%	386
PALM GARDEN OF CLEARWATER		367	18	5%	385
PALM GARDEN OF WINTER HAVEN	2	367	16	4%	385
SOLARIS HEALTHCARE OSCEOLA		363	21	5%	384
CARENOW	2	204	177	46%	383
BREVARD HEALTH ALLIANCE		166	216	57%	382
HEALTHY STEPS PEDIATRICS		336	45	12%	381
INDIAN RIVER CTR, LLC		334	46	12%	380
ORCHARD PARK HEALTH & REHABILITATION		374	5	1%	379
AFC URGENT CARE TYRONE		2	377	99%	379
BOND CLINIC PA PEDIATRICS DEPT		342	35	9%	377
STARKE FAMILY MEDICAL CENTER		292	84	22%	376
BAYA PHARMACY WEST		8	368	98%	376
FIRST CHOICE PEDIATRICS		289	87	23%	376
TREASURE COAST COMMUNITY HEALTH	3	317	55	15%	375
RUSKIN HEALTH CENTER		245	130	35%	375
MEDSCAN LABORATORY INC	1	163	209	56%	373
Timberidge Center for Rehabilitation and Healing		342	31	8%	373
CARITHERS PEDIATRIC GROUP		329	43	12%	372
MEDONE URGENT CARE CENTER		149	222	60%	371
URGENT CARE BETHESDA	1	318	52	14%	371
HENDRY REGIONAL MEDICAL CENTER		107	264	71%	371
ELLENTON PEDIATRICS		352	18	5%	370
UR MEDICINE LABS- CENTRAL LABORATORY		348	22	6%	370
Cypress Cove Care Center		270	100	27%	370
MEDIPATH		19	349	95%	368
ADVENT HEALTH - TAMPA		148	220	60%	368
BROOKSVILLE HEALTHCARE CENTER LLC		359	9	2%	368
SEMINOLE NURSING PAVILION		360	7	2%	367
Solaris Healthcare Daytona	2	319	46	13%	367

COVID-19: testing by laboratory

Data through Feb 12, 2021 verified as of Feb 13, 2021 at 09:25 AM

Data in this report are provisional and subject to change.

The numbers in the table below represent the number of Florida and non-Florida residents for whom test results were received by the Department of Health. A person can be tested by more than one laboratory and can have both positive and negative results. **Therefore, the sum of the numbers in each column will be larger than the total number of people tested.**

Reporting lab	Inconclusive	Negative	Positive	Percent positive	Total
RAINBOW PEDIATRIC CENTER PA		341	25	7%	366
FLORIDA DEPARTMENT OF HEALTH		326	40	11%	366
FAIR HAVENS CENTER, OPCO		360	6	2%	366
Stacey Health Care Centers Inc. dba Riverside Care Center		336	29	8%	365
CHILDRENS CLINIC WEST FLORIDA PEDIATRICS		329	35	10%	364
INFORM DIAGNOSTICS		353	9	2%	362
CLERMONT HEALTH AND REHABILITATION CENTER		330	32	9%	362
WATSON THERAPEUTICS INC		347	15	4%	362
BROOKDALE PADDOCK HILLS	2	357	2	1%	361
CORE DIAGNOSTIC LABORATORIES LLC		245	115	32%	360
Darcy Hall Of Life Care		352	7	2%	359
LIFEBRITE	1	167	191	53%	359
UNIVERSITY OF TAMPA INC, THE		356	2	1%	358
Manatee Springs Rehabilitation and Nursing Center		336	20	6%	356
MINUTECLINIC LLC, #10357		353	1	0%	354
GOOD SAMARITAN CENTER		352	2	1%	354
MY CLINICAL LAB		224	128	36%	352
SANFORD LABORATORIES		325	26	7%	351
TIDEWELL HOSPICE INC		345	6	2%	351
BAYSHORE DIAGNOSTICS		309	41	12%	350
SOLARIS HEALTHCARE BAYONET POINT		333	16	5%	349
SIPARADIGM, DIAGNOSTIC INFORMATICS		273	75	22%	348
VILLAGE AT VIENNA SQUARE,THE	6	329	12	3%	347
MANORCARE HEALTH SERVICES - VENICE		292	55	16%	347
BLOUNTSTOWN REHABILITATION CENTER LLC		239	106	31%	345
VETERANS AFFAIRS MEDICAL CENTER - LAKE CITY		52	292	85%	344
SOLARIS HEALTHCARE PARKWAY	2	325	17	5%	344
FLORIDA DEPARTMENT OF HEALTH IN LIBERTY COUNTY	2	247	94	27%	343
LIFE CARE PONTE VEDRA INC		334	8	2%	342
CORAL BAY HEALTHCARE AND REHABILITATION	1	328	12	4%	341
ADVENT HEALTH CENTRA CARE - PALM COAST		80	261	77%	341
HEALTH DESIGNS		328	13	4%	341
HEALTH CENTRAL PARK		273	66	19%	339
USAFSAM/PHE		174	165	49%	339
Bayside Care Center	1	318	20	6%	339
AFC URGENT CARE		67	272	80%	339
SELECT REFERENCE LABORATORIES, LLC	1	326	12	4%	339
Destin Healthcare and Rehabilitation Center	1	300	37	11%	338
Palmetto Subacute Care Center		326	11	3%	337
Life Care Center of Ocala		279	58	17%	337
AMEERAH LABS, LLC	2	255	79	24%	336
MOOSEHAVEN HEALTH CENTER		298	36	11%	334
ADVENTHEALTH EXPRESS CARE AT		267	66	20%	333
LIFE CARE CENTER OF PALM BAY		312	21	6%	333
DIAGNOSTIC & CLINICAL CARE SERVICES INC DBA		262	71	21%	333
EPN URGENT CARE		44	289	87%	333
PALM GARDEN OF WEST PALM BEACH	4	314	15	5%	333

COVID-19: testing by laboratory

Data through Feb 12, 2021 verified as of Feb 13, 2021 at 09:25 AM

Data in this report are provisional and subject to change.

The numbers in the table below represent the number of Florida and non-Florida residents for whom test results were received by the Department of Health. A person can be tested by more than one laboratory and can have both positive and negative results. **Therefore, the sum of the numbers in each column will be larger than the total number of people tested.**

Reporting lab	Inconclusive	Negative	Positive	Percent positive	Total
HAINES CITY REHABILITATION AND NURSING CENTER		308	24	7%	332
SUN COUNTRY PEDIATRICS PLLC	9	294	27	8%	330
FAMILY CARE PARTNERS OF NORTHEAST FLORIDA LLC		257	72	22%	329
NORTH PINELLAS STATMED QUICK QUALITY CLINICS		236	93	28%	329
Life Care Center at Wells Crossing		309	18	6%	327
SEA BREEZE REHAB AND NURSING CENTER		318	9	3%	327
FLORIDA HOSPITAL HEARTLAND MED CTR LAKE PLACID		240	86	26%	326
TRI-COUNTY NURSING AND REHABILITATION CENTER INC		311	15	5%	326
VILLAGE DOCTORS OF KEYSTONE		245	80	25%	325
PruittHealth Panama City	1	262	62	19%	325
FG RAPID RESULTS	2	116	206	64%	324
VITAS HEALTHCARE CORPORATION		320	4	1%	324
Palm Garden of Largo		319	4	1%	323
PINES OF SARASOTA		320	3	1%	323
FAIRWAY OAKS CENTER LLC	6	311	6	2%	323
COLOR GENOMICS, INC.	2	314	6	2%	322
CRONOS CLINICAL LABORATORY	22	210	90	28%	322
ORCHARD RIDGE CARE AND REHABILITATION CENTER		303	19	6%	322
MIDWAY SPECIALTY CARE CENTER	3	203	114	36%	320
SERENADES IN THE VILLAGES		266	54	17%	320
CORAL TRACE HEALTH CARE	2	313	5	2%	320
NAPLES CHILDREN'S URGENT CARE		273	47	15%	320
SIGNATURE HEALTHCARE OF NORTH FLORIDA		316	2	1%	318
DELTONA HEALTH CARE		295	23	7%	318
ANCIENT CITY PEDIATRICS		304	14	4%	318
MEDFAST URGENT CARE CENTER		86	230	73%	316
SABAL DIRECT PRIMARY CARE, PA		259	57	18%	316
PruittHealth Santa Rosa		225	90	29%	315
Marshall Health and Rehabilitation Center		274	41	13%	315
BIOCEPT		292	22	7%	314
Bay Breeze Senior Living and Rehabilitation Center		261	53	17%	314
GENESIS MEDICAL LABORATORY MIAMI FL.		83	230	73%	313
ATLANTIC SHORES NURSING AND REHAB CENTER	1	302	9	3%	312
ROLLINS COLLEGE WELLNESS CENTER		130	182	58%	312
HARDEE MANOR HEALTH CARE CENTER	1	307	3	1%	311
MANOR CARE OF BOYNTON BEACH LLC		287	24	8%	311
Bardmoor Oaks Healthcare and Rehabilitation Center		300	10	3%	310
KEY WEST HEALTH AND REHAB	1	302	7	2%	310
LabCorp (Non-Interfaced)	1	122	185	60%	308
MEDEXPRESS LUTZ		3	305	99%	308
PALM GARDEN OF ORLANDO		276	32	10%	308
VILLAGE DOCTORS FAMILY MEDICAL CENTER OF		243	63	21%	306
ST LUCIE EMPLOYEE HEALTH & WELLNESS CENTER		301	5	2%	306
OCEAN VIEW NURSING AND REHAB CENTER		290	16	5%	306
FLORIDA HEART & VASCULAR MULTISPECIALTY GROUP PA		214	92	30%	306
SPECIALTY HEALTH AND REHABILITATION CENTER		280	25	8%	305
GOOD SAMARITAN SOCIETY-DAYTONA		286	19	6%	305

COVID-19: testing by laboratory

Data through Feb 12, 2021 verified as of Feb 13, 2021 at 09:25 AM

Data in this report are provisional and subject to change.

The numbers in the table below represent the number of Florida and non-Florida residents for whom test results were received by the Department of Health. A person can be tested by more than one laboratory and can have both positive and negative results. **Therefore, the sum of the numbers in each column will be larger than the total number of people tested.**

Reporting lab	Inconclusive	Negative	Positive	Percent positive	Total
ASCEND CLINICAL	2	235	67	22%	304
SUNLAND MARIANNA COX MEDICAL CENTER		263	40	13%	303
MAGNOLIA FAMILY URGENT CARE		268	35	12%	303
BAY VILLAGE OF SARASOTA INC		300	3	1%	303
HARDEE COUNTY HEALTH DEPARTMENT		241	62	20%	303
ROSEWOOD HEALTH AND REHABILITATION CENTER		281	21	7%	302
STEWART SEBASTIAN RIVER MEDICAL CENTER		259	42	14%	301
NATIONS BEST FAMILY HEALTH CARE		129	172	57%	301
SUNSHINE URGENT CARE LLC		178	123	41%	301
KISSIMMEE FACILITY OPERATIONS LLC		277	23	8%	300
ADDINGTON PLACE AT WELLINGTON GREEN		294	6	2%	300
AVELLINO LAB USA, INC	1	287	12	4%	300
PHYSICIANS REGIONAL WALK-IN		185	115	38%	300
HEALTH PARK CARE CENTER		295	4	1%	299
AVENTURA REHAB AND NURSING CENTER		293	6	2%	299
FHMG FLORIDA HOSPITAL MEDICAL GROUP		265	34	11%	299
GANDY CROSSING CARE CENTER	1	284	13	4%	298
SAMANTHA WILSON CARE CENTER	4	285	9	3%	298
BOCA BIOLISTICS REFERENCE LABORATORY	2	185	110	37%	297
HEALTH FIRST ADVENTHEALTH CENTRA CARE - TITUSVILLE		56	241	81%	297
ASSOCIATESMD MEDICAL GROUP INC		247	50	17%	297
ENCOMPASS HEALTH REHABILITATION HOSPITAL OF SUNRISE	8	283	6	2%	297
BUENA VISTA URGENT CARE		264	32	11%	296
AVANTE AT MT DORA		293	3	1%	296
ORLANDO VA MEDICAL CENTER			296	100%	296
PIONEER CLINICAL LAB, LLC		184	111	38%	295
OSPREY LODGE		235	59	20%	294
NORTHWEST MEDICAL CENTER CLINICAL LABORATORY		175	117	40%	292
SILVER CREEK SENIOR LIVING COMMUNITY		287	5	2%	292
ST JAMES HEALTH AND REHABILITATION CENTER		205	84	29%	289
UNIVERSITY OF TAMPA STUDENT HEALTH AND SHC CLINICAL LABORATORY		142	147	51%	289
AUBURN UNIVERSITY MEDICAL CLINIC		227	62	21%	289
PALM GARDEN OF GAINESVILLE	2	285	2	1%	289
PALMS REHABILITATION AND HEALTHCARE CENTER		253	36	12%	289
ARGO SENIOR LIVING AT HAVERHILL		271	18	6%	289
SAINTS 120 LLC	1	253	34	12%	288
FL HUD DESTIN, LLC D/B/A GRAND BOULEVARD HEALTH		253	35	12%	288
ADVENTHEALTH EXPRESS CARE AT WALGREENS 49TH STREET		243	45	16%	288
TAMARAC REHABILITATION & HEALTH CENTER		285	3	1%	288
THE SPRINGS AT BOCA CIEGA BAY		279	9	3%	288
LAKE EUSTIS HEALTH AND REHABILITATION CENTER		281	7	2%	288
LUTHERAN HAVEN		280	8	3%	288
HCSO OCCUPATIONAL HEALTH AND WELLNESS CENTER		225	62	22%	287
BRISTOL AT TAMPA, THE	4	275	8	3%	287
LAKELAND REGIONAL HEALTH SYSTEMS INC		20	266	93%	286
REGENTS PARK OF BOCA RATON		284	2	1%	286
SPRINGTREE REHAB & HEALTH CARE CENTER		269	16	6%	285

COVID-19: testing by laboratory

Data through Feb 12, 2021 verified as of Feb 13, 2021 at 09:25 AM

Data in this report are provisional and subject to change.

The numbers in the table below represent the number of Florida and non-Florida residents for whom test results were received by the Department of Health. A person can be tested by more than one laboratory and can have both positive and negative results. **Therefore, the sum of the numbers in each column will be larger than the total number of people tested.**

Reporting lab	Inconclusive	Negative	Positive	Percent positive	Total
JACKSON PLAZA NURSING & REHAB CENTER	6	272	6	2%	284
PEDIATRIC ASSOCIATES OF OCALA PA		255	29	10%	284
BRIDGEWATER PARK HEALTH AND REHAB		257	25	9%	282
AURORA DIAGNOSTICS BERNHARDT LABORATORIES PATHOLOGY SERVICE		190	91	32%	281
CONSULATE HEALTH CARE OF SAFETY HARBOR		275	6	2%	281
ADVENTHEALTH MEDICAL GROUP PROMPT CAR	1	189	91	32%	281
AVANTE AT LEESBURG INC		281			281
FLOMEDILAB		69	212	75%	281
HOMESTEAD MANOR	2	239	40	14%	281
BROOKDALE DESTIN		269	12	4%	281
KENNEDY PAIN CLINIC GROUP LLC		253	28	10%	281
ST JUDE CHILDREN'S RESEARCH HOSPITAL		265	15	5%	280
ELMHURST HOSPITAL CENTER	1	260	19	7%	280
RIVERS FAMILY MEDICINE PA		206	73	26%	279
BAPTIST PRIMARY CARE, INC		257	22	8%	279
LIFE CARE CENTER OF WINTER HAVEN		260	18	6%	278
HEATHER HILL HEALTHCARE CENTER		233	45	16%	278
LONGWOOD FAMILY PRACTICE		208	69	25%	277
PRUITT HEALTH-SANTA ROSA		275	2	1%	277
The Care Center at Pinellas Park	1	268	8	3%	277
QUALITOX LABORATORIES		105	172	62%	277
WESTCHESTER GARDENS LIMITED PARTNERSHIP		269	6	2%	275
FAMILY CARE PARTNERS OF NE FLORIDA LLC		207	68	25%	275
RULEME CENTER	2	246	26	9%	274
Glades West Rehabilitation and Nursing Center		266	8	3%	274
CROSS POINTE CARE CENTER	2	266	5	2%	273
DIGNITY HEALING, LLC		260	13	5%	273
WELL HEALTH WORKS	1	240	32	12%	273
Rehabilitation Center for Park Place LLC		261	11	4%	272
ROSEN MEDICAL CENTER		234	38	14%	272
REHABILITATION CENTER OF LAKE CITY, THE		242	28	10%	270
renaissance health and rehabilitation center		251	18	7%	269
PERSONALIZED GENETIC TESTING	1	176	92	34%	269
PEDIATRIC HEALTH CARE ALLIANCE, PA		242	27	10%	269
Solaris Healthcare Lake Bennet		237	32	12%	269
HOLIDAY CVS LLC DBA CVS/PHARMACY #0440		260	8	3%	268
PREMIER PLACE AT THE GLENVIEW		260	8	3%	268
TUSKAWILLA NURSING AND REHAB CENTER	2	257	7	3%	266
ADVENT HEALTH CARE CENTER	9	245	12	5%	266
CHAUTAUQUA REHABILITATION AND NURSING CENTER		257	9	3%	266
ADVENT HEALTH CENTRA CARE - ORMOND BEACH		113	153	58%	266
ST PETERSBURG PEDIATRICS-PARK BLVD		243	22	8%	265
DAVID SCOTT MADWAR MD PA□		238	27	10%	265
BAYA POINTE NURSING AND REHABILITATION		182	83	31%	265
SOUTHWEST ORLANDO FAMILY MEDICINE, PL		221	44	17%	265
BEAR CREEK NURSING CENTER		260	4	2%	264
SERANADES BY SONATA WEST ORANGE		234	29	11%	263

COVID-19: testing by laboratory

Data through Feb 12, 2021 verified as of Feb 13, 2021 at 09:25 AM

Data in this report are provisional and subject to change.

The numbers in the table below represent the number of Florida and non-Florida residents for whom test results were received by the Department of Health. A person can be tested by more than one laboratory and can have both positive and negative results. **Therefore, the sum of the numbers in each column will be larger than the total number of people tested.**

Reporting lab	Inconclusive	Negative	Positive	Percent positive	Total
MANOR CARE OF NAPLES FL LLC		260	3	1%	263
TALLAHASSEE NHHI LLC	1	234	27	10%	262
URGENT CARE EXPRESS LLC		1	260	100%	261
CLIFFORD CHESTER SIMS VA NURSING HOME		251	9	3%	260
Solaris Healthcare Coconut Creek		253	6	2%	259
INTERNAL MEDICINE & PEDIATRICS OF TAMPA BAY PA		212	47	18%	259
CONSULATE HEALTHCARE OF KISSIMMEE		247	12	5%	259
PEDIATRICS BY THE SEA		249	10	4%	259
PROTEUS MOLECULAR AND CLINICAL LAB	1	148	109	42%	258
BRENTWOOD RETIREMENT COMMUNITY	5	223	30	12%	258
ACCURATE DIAGNOSTIC LABS, INC		243	15	6%	258
FLORIDA WOMAN CARE LABORATORY LLC		232	26	10%	258
BAPTIST PRIMARY CARE INC	1	232	24	9%	257
ONESTOP MEDICAL AND URGENT CARE LLC		216	40	16%	256
SOLARIS HEALTHCARE IMPERIAL		248	8	3%	256
MANORCARE AT LELY PALMS		250	5	2%	255
PORT SAINT LUCIE HOSPITAL		246	9	4%	255
ST PETERSBURG PEDIATRICS-SEMINOLE BLVD		199	55	22%	254
LAKE PARK OF MADISON		246	7	3%	253
SHELL POINT VILLAGE MEDICAL CENTER		246	7	3%	253
ST CATHERINE'S WEST REHABILITATION HOSPITAL		240	12	5%	252
SILVERCREST HEALTH AND REHABILITATION CENTER	3	241	7	3%	251
DOCTORS MEMORIAL HOSPITAL		129	121	48%	250
24/7 PEDIATRIC CARE CENTERS INC		231	19	8%	250
WESTWOOD HEALTHCARE SNF		204	45	18%	249
Life Care Center of Punta Gorda	1	236	12	5%	249
Parkview Rehabilitation Center at Winter Park		243	6	2%	249
MARTIN MEMORIAL MEDICAL CENTER LAB		128	120	48%	248
HOLLEY NAVARRE MEDICAL CLINIC		179	69	28%	248
COMMUNITY HEALTH AND REHABILITATION CENTER		190	58	23%	248
ELMCROFT PINECREST	1	227	20	8%	248
Coastal Health and Rehabilitation Center		238	10	4%	248
HARBOURWOOD	1	242	4	2%	247
CARRINGTON PLACE OF ST PETE LLC		242	4	2%	246
EXCEL PEDIATRICS		204	42	17%	246
FLORIDA HEALTH CARE PLANS			246	100%	246
BROWARD NURSING & REHABILITATION CTR	8	231	7	3%	246
Heritage Healthcare at Tallahassee		239	7	3%	246
ROSEWOOD HEALTHCARE & REHABILITATION CENTER		239	6	2%	245
BUREAU OF CLINICAL LABORATORIES		205	40	16%	245
ADVANCED AMBULATORY SURGERY CENTER		234	11	4%	245
W FRANK WELLS NURSING HOME		218	27	11%	245
RESTORE HEALTH URGENT CARE		169	75	31%	244
MALABAR/ADVENT CENTRA CARE		48	196	80%	244
WHITE-WILSON MEDICAL CENTER - FORT WALTON BEACH		233	10	4%	243
CHIPOLA HEALTH AND REHAB		226	17	7%	243
ESTERO ISLAND MEDICAL CENTER		189	53	22%	242

COVID-19: testing by laboratory

Data through Feb 12, 2021 verified as of Feb 13, 2021 at 09:25 AM

Data in this report are provisional and subject to change.

The numbers in the table below represent the number of Florida and non-Florida residents for whom test results were received by the Department of Health. A person can be tested by more than one laboratory and can have both positive and negative results. **Therefore, the sum of the numbers in each column will be larger than the total number of people tested.**

Reporting lab	Inconclusive	Negative	Positive	Percent positive	Total
ARCHER HEALTH VENTURES, LLC		217	25	10%	242
TIERRA PINES CENTER		230	12	5%	242
AMBULATORY SURGERY CENTER OF BOCA RATON LTD		240	2	1%	242
JACKSONVILLE KIDS PEDIATRICS, PLLC		209	32	13%	241
GOOD SAMARITAN CARES		236	5	2%	241
HAVEN OF OUR LADY OF PEACE INC		233	8	3%	241
TAVARES PEDIATRICS		201	40	17%	241
LASER & SURGERY CENTER OF THE PALM BEACHES☐		239	1	0%	240
Sunset Point Center		235	4	2%	239
PALM GARDEN OF AVENTURA		236	3	1%	239
CLARE BRIDGE OF SARASOTA		237	2	1%	239
FRICKS PHARMACY		182	56	24%	238
AMERICAN HOUSE SENIOR LIVING		189	49	21%	238
OCALA FAMILY MEDICAL CENTER INC	1	196	41	17%	238
RIVERWOOD HEALTH NH LLC		199	39	16%	238
USA HEALTH UNIVERSITY HOSPITAL CLINICAL LABORATORY	1	231	6	3%	238
FLORIDA CLINICAL LABORATORY-BIOREFERENCE LABORATORIES		89	148	62%	237
AVON PARK PEDIATRICS INC	3	213	21	9%	237
Vi at Lakeside Village Skilled Nursing		232	5	2%	237
FORT MYERS REHABILITATION AND NURSING CENTER		211	26	11%	237
AVECINA MOBILE		121	115	49%	236
VETERANS AFFAIRS MEDICAL CENTER - MIAMI		1	235	100%	236
KINDRED HOSPITAL	7	224	5	2%	236
REGENTS PARK AT AVENTURA		221	14	6%	235
BAY TREE CARE AND REHABILITATION CENTER		197	38	16%	235
OAK HAMMOCK AT THE UNIVERSITY OF FLORIDA		229	6	3%	235
HOLISTIX TREATMENT CENTERS		229	6	3%	235
HOMESTEAD VILLAGE		223	11	5%	234
HEALTH CENTRAL CLINICAL LABORATORY		222	12	5%	234
FAMILY EXPRESS URGENT CARE		4	230	98%	234
FIRST CHOICE PRIMARY CARE		187	47	20%	234
JAMES A HALEY VETERANS HOSPITAL			234	100%	234
ABBOTT LABORATORIES		146	87	37%	233
PAVILION FOR HEALTHCARE, THE		231	2	1%	233
MEMPHIS PATHOLOGY LABORATORY	4	212	17	7%	233
MEDICAL CENTER AT OCEAN REEF,THE		220	12	5%	232
CENTERSTONE OF FLORIDA☐		215	17	7%	232
TERRACES OF LAKE WORTH CARE CENTER☐		219	12	5%	231
MIAMI JEWISH HEALTH SYSTEMS, INC	3	220	8	3%	231
TGH		1	229	100%	230
Life Care Center at Inverrary		226	4	2%	230
ManorCare Health Services-Palm Harbor	1	229			230
EDGEWATER AT WATERMAN VILLAGE,THE		215	15	7%	230
MANDARIN PEDIATRICS		209	20	9%	229
ATLANTIC URGENT CARE		155	74	32%	229
Cross Gardens Care Center		227	1	0%	228
ARCPPOINT LABS OF ST PETERSBURG		152	76	33%	228

COVID-19: testing by laboratory

Data through Feb 12, 2021 verified as of Feb 13, 2021 at 09:25 AM

Data in this report are provisional and subject to change.

The numbers in the table below represent the number of Florida and non-Florida residents for whom test results were received by the Department of Health. A person can be tested by more than one laboratory and can have both positive and negative results. **Therefore, the sum of the numbers in each column will be larger than the total number of people tested.**

Reporting lab	Inconclusive	Negative	Positive	Percent positive	Total
CHIPOLA MEDICAL ASSOCIATES, LLC		162	66	29%	228
LYNN HAVEN SPORTS COMPLEX-WALKON CLINIC		21	207	91%	228
HEALTHWORKS MED GROUP OF FLORIDA PA	3	219	6	3%	228
VILLAGES REGIONAL HOSPITAL SURGERY CENTER LLC, THE		181	47	21%	228
Solaris Senior Living North Naples ALF		218	9	4%	227
FELLOWSHIP HOME AT THE FAIRWAY LLC		221	6	3%	227
PARKS HEALTHCARE & REHABILITATION CTR	4	211	11	5%	226
NATURE COAST MEDICAL GROUP		137	88	39%	225
Avante at Inverness		224	1	0%	225
ADVENT HEALTH - ORLANDO		168	57	25%	225
Lakewood Nursing Center		196	29	13%	225
ARCPPOINT LABS OF SARASOTA MANATEE		148	76	34%	224
Crossbreeze care center	1	221	2	1%	224
Chatsworth at PGA National, LLC		214	10	4%	224
LEHIGH VALLEY GENOMICS			223	100%	223
PINNACLES PEDS CARE PA		222			222
OKEECHOBEE COUNTY HEALTH DEPT	1	143	78	35%	222
FLORIDA KEYS PEDIATRICS & ADOLESCENT CENTER		208	12	5%	220
Boynton Beach Rehabilitation Center	2	213	4	2%	219
WALGREENS 3173		204	15	7%	219
WOOD LAKE HEALTH AND REHABILITATION CENTER		219			219
Avante at Orlando		214	4	2%	218
Lake Port Square Health Center		202	15	7%	217
LAKE PORT SQUARE		200	17	8%	217
WHITE WILSON MEDICAL IMMEDIATE CARE NICEVILLE		16	201	93%	217
THE MANOR AT CARPENTERS		185	32	15%	217
STATMED QUICK QUALITY CLINIC AT NORTH PINELLAS		65	152	70%	217
AZALEA TRACE		203	13	6%	216
NORTH FLORIDA PEDIATRICS - MARIANNA		178	38	18%	216
PEDIATRICS IN BREVARD PA		188	28	13%	216
ST. CLOUD REGIONAL MEDICAL CENTER		199	17	8%	216
PLANT CITY PEDIATRICS	1	182	33	15%	216
BOND CLINIC, PA		155	61	28%	216
KR at Hillsborough Lakes/Lutz Healthcare		206	10	5%	216
Consulate Health Care of North Fort Myers		203	12	6%	215
AMERICAN FINNISH NURSING HOME	1	209	5	2%	215
BLOCK, NATION, CHASE, AND SMOLEN FAMILY MEDICINE		157	57	27%	214
THE RESIDENCE AT TIMBER PINES	4	185	25	12%	214
GATEWAY/ADVENT CENTRA CARE	1	24	189	88%	214
CYPRESS COVE		207	6	3%	213
DISCOVERY VILLAGE AT MELBOURNE		187	26	12%	213
SARAPATH DIAGNOSTICS		107	105	50%	212
SIGNATURE HEALTHCARE AT THE COURTYARD		165	47	22%	212
Life Care Center of Sarasota		200	12	6%	212
ORANGE COUNTY HEALTH DEPT		201	11	5%	212
POCONO MEDICAL CENTER		212			212
CONSULATE HEALTH CARE OF WINTER HAVEN		209	3	1%	212

COVID-19: testing by laboratory

Data through Feb 12, 2021 verified as of Feb 13, 2021 at 09:25 AM

Data in this report are provisional and subject to change.

The numbers in the table below represent the number of Florida and non-Florida residents for whom test results were received by the Department of Health. A person can be tested by more than one laboratory and can have both positive and negative results. **Therefore, the sum of the numbers in each column will be larger than the total number of people tested.**

Reporting lab	Inconclusive	Negative	Positive	Percent positive	Total
UCC - WELLINGTON		3	209	99%	212
PCB CLINIC		167	45	21%	212
WASHINGTON REHAB AND NURSING		202	9	4%	211
SUNRISE DIAGNOSTIC LABORATORY		158	53	25%	211
HOSPICE OF LAKE & SUMTER INC	1	207	3	1%	211
ASCENSION MEDICAL GROUP		4	207	98%	211
CCS - JOSEPH V CONTE		208	2	1%	210
LAKESIDE NEUROLOGIC		200	9	4%	209
Taylor Care Center		204	5	2%	209
Whispering Oaks	11	175	23	11%	209
ENCOMPASS HEALTH		205	4	2%	209
THE PALACE NURSING AND REHABILITATION CENTER		209			209
BROOKDALE ATRIM WAY		202	6	3%	208
WIREGRASS DIRECT PRIMARY CARE PLLC□		176	32	15%	208
CORAL REEF NURSING & REHABILITATION CENTER		203	4	2%	207
DOCTORS MEMORIAL FAMILY MEDICINE	2	142	63	30%	207
NORTH FLORIDA PEDIATRICS PA - DUVAL		179	27	13%	206
ST MARK VILLAGE		201	5	2%	206
Orchid Cove at Sarasota		204	1	0%	205
FORT PIERCE HEALTH CARE		198	7	3%	205
FULGENT GENETICS	2	164	39	19%	205
LA MER NH LLC□		201	4	2%	205
SUPERIOR RESIDENCES OF PANAMA CITY BEACH		198	6	3%	204
GLENRIDGE ON PALMER RANCH,THE		195	8	4%	203
MOBILE MEDICAL ASSOCIATES PL	7	166	30	15%	203
HEALTH FIRST - HOLMES REGIONAL MEDICAL CENTER		32	171	84%	203
MACTOWN, INC		201	2	1%	203
PATHGROUP LABS LLC		97	105	52%	202
ARBOR FACILITY INC		202			202
POLK COUNTY HEALTH DEPARTMENT		178	24	12%	202
VAMC WEST PALM LAB		5	196	98%	201
ADVENT HEALTH CENTRA CARE - APOPKA NORTH		171	30	15%	201
Governors Creek Health and Rehabilitation	1	198	2	1%	201
BAY COUNTY SHERIFFS OFFICE JAIL FACILITY		176	24	12%	200
HERITAGE HEALTHCARE AND REHABILITATION CENTER		195	5	3%	200
NSPIRE HEALTHCARE LAUDERHILL		194	6	3%	200
LIFE CARE CENTER OF PORT ST. LUCIE		190	9	5%	199
ABBOTT DIAGNOSTICS		185	14	7%	199
TRENTON MEDICAL CENTER INC DBA PALMS MEDICAL GROUP	4	140	55	28%	199
TRINITY REGIONAL REHAB CENTER		184	15	8%	199
SOLARIS SENIOR LIVING VERO BEACH		192	7	4%	199
PALM BEACH PEDIATRICS PA	2	176	21	11%	199
ADVENT HEALTH - CARROLLWOOD	4	169	26	13%	199
LAUREL POINT CARE ACQUISITION LLC DBA SANDGATE GARDENS REHAB AND NURSI		171	27	14%	198
DEPARTMENT OF HEALTH & HUMAN SERVICES		198			198
MEDIPATH LLC		2	196	99%	198
San Jose Health & Rehabilitation		192	6	3%	198

COVID-19: testing by laboratory

Data through Feb 12, 2021 verified as of Feb 13, 2021 at 09:25 AM

Data in this report are provisional and subject to change.

The numbers in the table below represent the number of Florida and non-Florida residents for whom test results were received by the Department of Health. A person can be tested by more than one laboratory and can have both positive and negative results. **Therefore, the sum of the numbers in each column will be larger than the total number of people tested.**

Reporting lab	Inconclusive	Negative	Positive	Percent positive	Total
CONEY ISLAND HOSPITAL		191	7	4%	198
Nspire Health Care Kendall		187	10	5%	197
HEARTLAND PEDIATRICS OF LAKE PLACID PA		171	25	13%	196
VETERANS AFFAIRS ORLANDO VA MEDICAL CENTER			196	100%	196
Heartland Healthcare of Ft. Myers	1	193	1	1%	195
LAKE VIEW CARE CENTER AT DELRAY		189	6	3%	195
ABBIEJEAN RUSSELL CARE CENTER□		195			195
Consulate Healthcare of West Palm Beach		179	16	8%	195
DE LUNA HEALTH AND REHABILITATION CENTER		172	22	11%	194
BAYVIEW CENTER		189	5	3%	194
WIMAUMA COMMUNITY HEALTH CENTER		155	39	20%	194
WALGREENS 10670		171	23	12%	194
CONSULATE HEALTH CARE OF MELBOURNE		190	3	2%	193
ADVENT HEALTH CENTRA CARE - DAYTONA BEACH		94	99	51%	193
Bayside Health and Rehabilitation		164	29	15%	193
BARTON HEALTH ALLIANCE		159	34	18%	193
SARNO EXTENDED HOURS		124	68	35%	192
TARPON POINT NURSING AND REHABILITATION CENTER		189	3	2%	192
BORLAND GROOVER CLINIC	1	156	34	18%	191
Cross Terrace REhabilitation		189	2	1%	191
PADDOCK RIDGE		188	3	2%	191
HEALTH LINK DIAGNOSTIC LABORATORIES		182	9	5%	191
INN AT ASTON GARDENS, THE		184	7	4%	191
NEO GENOMICS - FORT MYERS	1	183	6	3%	190
CYPRESS POINT LIVING, LLC		175	15	8%	190
FLORIDA HEALTH CARE PLAN INC		2	186	99%	188
WOMEN'S CARE FLORIDA LABORATORY		183	5	3%	188
OCEAN REEF MEDICAL CENTER		150	38	20%	188
BOCA RATON REHABILITATION CENTER	4	180	3	2%	187
PENSACOLA PEDIATRICS, PA		170	17	9%	187
PLANTATION NURSING & REHAB CENTER		187			187
ANTHEM LAKES LLC		151	35	19%	186
NO FLORIDA PEDIATRICS, PA		160	26	14%	186
FINLAY CLINICAL LABORATORY INC		36	150	81%	186
EDGEWOOD NURSING CENTER		179	7	4%	186
WATERMARK LAKE POINTE WOODS LLC		167	18	10%	185
Surrey Place Healthcare and Rehabilitation		183	2	1%	185
ADVENT		172	13	7%	185
AMELIA MEDICAL CARE		38	146	79%	184
WHITE WILSON MEDICAL CENTER PA - NAVARRE		91	93	51%	184
ST. JAMES BAY HEALTH AND REHABILITATION CENTER		183	1	1%	184
BROOKDALE OF SPRING HILL	9	173	2	1%	184
ADVENT HEALTH CENTRA CARE - WESLEY CHAPEL		13	170	93%	183
NIGHT LITE PEDIATRICS WINTER GARDEN		144	39	21%	183
LCS SANDHILL COVE LLC DBA	6	170	7	4%	183
ADVENT HEALTH - LAKE NONA		157	25	14%	182
CORAL GABLES NURSING & REHABILITATION CENTER		172	10	5%	182

COVID-19: testing by laboratory

Data through Feb 12, 2021 verified as of Feb 13, 2021 at 09:25 AM

Data in this report are provisional and subject to change.

The numbers in the table below represent the number of Florida and non-Florida residents for whom test results were received by the Department of Health. A person can be tested by more than one laboratory and can have both positive and negative results. **Therefore, the sum of the numbers in each column will be larger than the total number of people tested.**

Reporting lab	Inconclusive	Negative	Positive	Percent positive	Total
BAPTIST HEALTH PRIMARY CARE	1	134	46	25%	181
NADAL PEDIATRICS - VICTORIA STREET (3385)		153	28	15%	181
UNIVERSITY OF MIAMI		54	127	70%	181
PALM HARBOR FAMILY PRACTICE & WALK-IN		135	46	25%	181
COLONY CLUB ALF,THE		168	13	7%	181
ARDEN COURTS OF TAMPA□		176	4	2%	180
MATHISON RETIREMENT COMMUNITY, INC	1	170	8	4%	179
VIERA MANOR ASSISTED LIVING RESIDENCE		171	7	4%	178
QUOTIENT SCIENCES		172	6	3%	178
The Waterford		176	2	1%	178
SOUTHLAND SUITES OF ORMOND BEACH	4	174			178
EVENT MED SERVICES LABORATORY		175	3	2%	178
PONTE VEDRA GARDENS		177	1	1%	178
CANTERFIELD OF CLAY COUNTY		140	38	21%	178
Heritage Park Rehabilitation & Healthcare		159	18	10%	177
Concordia Village of Tampa AL		173	4	2%	177
ADVENT HEALTH CENTRA CARE - CARROLLWOOD		5	172	97%	177
Emory L Bennett State Veterans Nursing Home		173	3	2%	176
MEDICAL CONSULTANTS OF FLORIDA LLC	1	142	33	19%	176
GEORGIA DEPARTMENT OF PUBLIC HEALTH	1	5	170	97%	176
DISCOVERY VILLAGE AT NAPLES		159	17	10%	176
PATRIOT MEDICAL LABORATORIES		169	7	4%	176
LAKEVIEW INTERNAL MEDICINE		122	54	31%	176
AMA MEDICAL GROUP LLC		148	27	15%	175
OAKBROOK HEALTH AND REHABILITATION CENTER	1	160	14	8%	175
Consulate Health Care of St. Petersburg		174	1	1%	175
ST ANTHONYS REHABILITATION HOSPITAL	9	164	2	1%	175
STERLING HOUSE OF DELAND		174	1	1%	175
VI AT BENTLEY VILLAGE HOME CARE		174			174
The Inn at Sarasota Bay Club		172	2	1%	174
ASTON GARDENS AT PELICAN MARSH		169	5	3%	174
DOS OF NORTH SHORES NURSING & REHAB CENTER		174			174
ORLANDO HEALTH EMERGENCY DEPARTMENT		163	11	6%	174
HUNT CLUB PEDIATRIC ASSOCIATES, P.A.		145	29	17%	174
Sunnyside Nursing Home		170	3	2%	173
LUIS A GHIGLINO MD PA		167	6	3%	173
ARTHREX MEDICAL CENTER	1	73	98	57%	172
HOSPITAL FOR SPECIAL SURGERY		168	3	2%	171
SAMIR EBEID MD		152	19	11%	171
LAB CORP	1	95	75	44%	171
SANDY PINES	2	150	18	11%	170
GOOD SAMARITAN SOCIETY OF DELAND		159	11	6%	170
ADVENT HEALTH - DELTONA ER		127	43	25%	170
MACCLENNY NURSING AND REHAB		153	17	10%	170
PRIMECARE OF DOTHAN		117	53	31%	170
ROSECASTLE OF CITRUS		139	30	18%	169
ARDEN COURTS OF SEMINOLE		130	39	23%	169

COVID-19: testing by laboratory

Data through Feb 12, 2021 verified as of Feb 13, 2021 at 09:25 AM

Data in this report are provisional and subject to change.

The numbers in the table below represent the number of Florida and non-Florida residents for whom test results were received by the Department of Health. A person can be tested by more than one laboratory and can have both positive and negative results. **Therefore, the sum of the numbers in each column will be larger than the total number of people tested.**

Reporting lab	Inconclusive	Negative	Positive	Percent positive	Total
ALL SEASONS NAPLES LLC☐		164	5	3%	169
CANTERFIELD OF OCALA, LLC		158	11	7%	169
YOUR FAMILY WALK-IN CLINIC		13	156	92%	169
PANAMA CITY DEVELOPMENTAL CENTER☐		168			168
ALLSOUTH URGENT CARE		6	162	96%	168
GRACE PEDIATRICS		140	28	17%	168
BARKLEY PLACE	1	163	4	2%	168
CHEEK AND SCOTT DRUGS INC		133	35	21%	168
TUSCAN GARDENS OF PALM COAST		165	3	2%	168
URGENT CARE OF THE PALM BEACHES, NORTH PALM BEACH			167	100%	167
LEESBURG PEDIATRICS		152	15	9%	167
BROOKDALE LAKE TAVARES		162	4	2%	166
ANGELS DIAGNOSTIC GROUP		132	34	20%	166
FLORIDA ATLANTIC UNIVERSITY STUDENT HEALTH		134	32	19%	166
ADVENT HEALTH CENTRA CARE - TEMPLE TERRACE	1	103	62	37%	166
BENDERSON FAMILY SKILLED NURSING AND☐		148	17	10%	165
DEPARTMENT OF HEALTH BUREAU OF FAMILY		163	2	1%	165
THE ARLINGTON OF NAPLES INC.		162	3	2%	165
US MEDICAL CARE, INC		148	17	10%	165
ADVANCED MEDICAL GROUP		1	163	99%	164
JACKSONVILLE NURSING AND REHAB CENTER		158	6	4%	164
BRADENTON HEALTH CARE		163			163
OSPREY VILLAGE AT AMELIA ISLAND LTD		155	8	5%	163
BONIFAY NURSING AND REHAB CENTER		134	29	18%	163
TUSCAN GARDENS OF VENETIA MANAGEMENT COMPANY		150	13	8%	163
MY HEALTHY BLUEPRINT BY BAPTIST HEALTH CARE		130	33	20%	163
MEADOWCREST FAMILY PHYSICIANS		97	66	40%	163
TRI COUNTY NURSING HOME		162	1	1%	163
GUEST HOUSE OCALA, THE		160	3	2%	163
STERLING HOUSE OF PUNTA GORDA		162	1	1%	163
POMPANO REHABILITATION AND NURSING CTR		162			162
PRECISION GENETICS, INC		156	6	4%	162
SOMERBY LAKE NONA		154	7	4%	161
EXOSOME DIAGNOSTICS	1	143	17	11%	161
CAYUGA MEDICAL CENTER AT ITHACA		156	5	3%	161
GENE BY GENE		61	100	62%	161
KEYSTONE REHAB		160			160
GREENBRIAR REHABILITATION AND NURSING CENTER	1	159			160
GLADES HEALTH CARE CENTER		157	3	2%	160
FIRST CHOICE PEDIATRICS SEMORAN		80	80	50%	160
ARCADIA HEALTH AND REHABILITATION CENTER		100	59	37%	159
BROOKDALE ORANGE PARK		158	1	1%	159
CHILDREN MED CARE INC		135	23	15%	158
WUESTHOFF REF LABORATORY			158	100%	158
SOUTH BALDWIN REGIONAL MEDICAL CENTER		147	11	7%	158
CITRUS HEALTH AND REHAB		128	30	19%	158
BEACON AT GULF BREEZE, THE	2	149	7	4%	158

COVID-19: testing by laboratory

Data through Feb 12, 2021 verified as of Feb 13, 2021 at 09:25 AM

Data in this report are provisional and subject to change.

The numbers in the table below represent the number of Florida and non-Florida residents for whom test results were received by the Department of Health. A person can be tested by more than one laboratory and can have both positive and negative results. **Therefore, the sum of the numbers in each column will be larger than the total number of people tested.**

Reporting lab	Inconclusive	Negative	Positive	Percent positive	Total
CLARE BRIDGE ORMOND BEACH	1	157			158
BROOKDALE FORT MYERS THE COLONY		154	4	3%	158
MIRACLE HILL NURSING & REHABILITATION CENTER INC		152	5	3%	157
Flagler Health and Rehabilitation		155	2	1%	157
SUWANNEE VALLEY NURSING CENTER		143	14	9%	157
WESLEY HAVEN VILLA	1	119	36	23%	156
TIMBERRIDGE NURSING HOME & REHAB		123	33	21%	156
Englewood Healthcare and Rehab		141	15	10%	156
WOODBIDGE FACILITY INC		152	4	3%	156
MORSELIFE MEMORY CARE RESIDENCE		149	7	4%	156
CONCORD LIFE SCIENCES LLC		139	17	11%	156
PRUITT HEALTH		153	2	1%	155
CENTRAL FLORIDA HEALTHCARE GROUP LLC		134	21	14%	155
DAIRY ROAD URGENT CARE	2	71	82	53%	155
BRIGHTON EGGERT PHARMACY INC		150	5	3%	155
EDWARD J HEALEY REHAB & NURSING CENTER		155			155
CSL PLASMA		31	124	80%	155
ZON BEACHSIDE LLC		128	27	17%	155
ST PETERSBURG PEDIATRICS-EAST BAY	1	127	27	17%	155
COCOA BEACH/ADVENT CENTRA		41	114	74%	155
ARDEN COURTS OF LARGO FL, LLC		142	13	8%	155
PALMETTTO FACILITY INC	1	153			154
DIAMOND RIDGE		147	7	5%	154
NEW YORK CITY DEPARTMENT OF HEALTH & MENTAL		123	31	20%	154
BAY VUE NURSING AND REHABILITATION CENTER		143	10	7%	153
DOCTORS MEMORIAL FAMILY PRACTICE	2	118	33	22%	153
MID FLORIDA PATHOLOGY LLC MOBILE UNIT #4		103	49	32%	152
FAWCETT MEMORIAL HOSPITAL-LAB		39	113	74%	152
ROSECASTLE OF ZEPHRHILLS		149	2	1%	151
WORKPLACE SCREENING INTELLIGENCE			151	100%	151
NORTH FLORIDA INTERNAL MEDICINE PA		117	33	22%	150
AFTER HOURS PEDIATRICS INC	1	1	148	99%	150
SUNCOAST URGENT CARE		111	39	26%	150
LABORATORY OF FLORIDA		97	53	35%	150
POINTE, THE		122	28	19%	150
Chatham Glen Healthcare and Rehabilitation Center		143	6	4%	149
PRECISION HEALTH RESOURCES, LLC	1	133	15	10%	149
GOLD CHOICE SENIOR COMMUNITIES		107	40	27%	147
QUICK CARE MED LLC	1	120	26	18%	147
REFUAH HEALTH CENTER LABORATORY		140	7	5%	147
SPRINGS AT LAKE POINTE WOODS		145	2	1%	147
HOLISTIC PEDIATRICS GROUP LLC		127	19	13%	146
SEAGRASS VILLAGE FLEMING ISLAND		110	36	25%	146
MOBILE INFIRMARY MED CENTER PATH LAB		131	15	10%	146
REGENCY CARE OF BLOUNTSTOWN LLC		135	10	7%	145
SEASIDE HEALTH AND REHABILITATION CENTER		88	57	39%	145
NCRNC INC		140	4	3%	144

COVID-19: testing by laboratory

Data through Feb 12, 2021 verified as of Feb 13, 2021 at 09:25 AM

Data in this report are provisional and subject to change.

The numbers in the table below represent the number of Florida and non-Florida residents for whom test results were received by the Department of Health. A person can be tested by more than one laboratory and can have both positive and negative results. **Therefore, the sum of the numbers in each column will be larger than the total number of people tested.**

Reporting lab	Inconclusive	Negative	Positive	Percent positive	Total
PALM BEACH COUNTY HEALTH DEPT LAB	4	134	6	4%	144
GULF COAST MEDICAL CENTER		140	4	3%	144
HUNT CLUB PEDIATRIC ASSOCIATES PA		88	56	39%	144
PEDIATRICS OF GREATER ORLANDO		125	18	13%	143
Quail Run Health Care Center		143			143
PHYSICIANS REGIONAL MEDICAL CENTER - PINE RIDGE		19	124	87%	143
JEFFERY WEINZWEIG		2	141	99%	143
FARAH MEDICAL		132	10	7%	142
WRIGHTS HEALTH CARE AND REHABILITATION CENTER		112	30	21%	142
ADVENTHEALTH CENTRA CARE PONCIANA	1	81	60	42%	142
SUNNY HILLS ALF OF SEBRING INC		131	11	8%	142
RITECARE MEDICAL CENTER		86	56	39%	142
PROVIDENCE HOSPITAL LABORATORY		134	8	6%	142
LAKEVIEW TERRACE RETIREMENT COMMUNITY		125	17	12%	142
COASTAL INTERNAL MEDICINE		105	37	26%	142
FLAGLER COUNTY DETENTION CENTER		136	6	4%	142
NOVARI CARE LLC		97	44	31%	141
BROOKDALE PENSACOLA		140	1	1%	141
VENICE REGIONAL BAYFRONT HEALTH (PULMONARY)		126	15	11%	141
PORT ST LUCIE REHABILITATION AND HEALTHCARE		98	43	30%	141
OAKS OF KISSIMMEE HEALTH AND REHABILITATION CENTER		138	3	2%	141
UNITED CLINICAL LABORATORIES		132	9	6%	141
ARDEN COURTS OF DELRAY BEACH FL LLC	3	128	9	6%	140
WEDGEWOOD HEALTHCARE CENTER		92	48	34%	140
ELLENTON PEDIATRICS PA		129	11	8%	140
BAY EDUCATORS WELLNESS CENTER		87	53	38%	140
CROSSWINDS HEALTH AND REHABILITATION CENTER	1	136	2	1%	139
The Grove Health and Rehabilitation		116	23	17%	139
FOUNTAIN INN NURSING & REHABILITATION CTR, INC		133	6	4%	139
Gulf Coast Healthcare (Longwood Health and Rehab		118	21	15%	139
The Crossroads		138	1	1%	139
PALM BEACH COUNTY FIREFIGHTERS HEALTH CLINIC, LLC		111	28	20%	139
FAMILY EXTENDED CARE OF CENTRAL TAMPA		121	17	12%	138
AMERICAN PATHOLOGY PARTNERS		136	2	1%	138
MILLENNIUM LAB SERVICES			138	100%	138
PPC-LAB EDI ORCHARD BI		129	8	6%	137
SONATA COCONUT CREEK	2	111	24	18%	137
ADVENT HEALTH CENTRA CARE - CITRUS PARK		9	128	93%	137
ALTAMONTE MD			137	100%	137
MANOR AT BLUEWATER BAY		131	6	4%	137
WALGREENS 6221		122	15	11%	137
FHMG-FLORIDA HOSPITAL MEDICAL GROUP		115	22	16%	137
VIPEDIATRICS PLLC		125	11	8%	136
ADVENT HEALTH CENTRA CARE - DELAND		28	108	79%	136
LabCorp L#09258090 M#09258105		74	62	46%	136
HAWKINS FAMILY MEDICINE LLC		91	45	33%	136
GRAVITY DIAGNOSTICS, LLC		36	100	74%	136

COVID-19: testing by laboratory

Data through Feb 12, 2021 verified as of Feb 13, 2021 at 09:25 AM

Data in this report are provisional and subject to change.

The numbers in the table below represent the number of Florida and non-Florida residents for whom test results were received by the Department of Health. A person can be tested by more than one laboratory and can have both positive and negative results. **Therefore, the sum of the numbers in each column will be larger than the total number of people tested.**

Reporting lab	Inconclusive	Negative	Positive	Percent positive	Total
SURREY PLACE CARE CENTER		130	6	4%	136
IRL MARKET LAB ALACHUA		104	31	23%	135
HIALEAH SHORES NURSING AND REHAB CENTER		127	8	6%	135
DAYSPRING VILLAGE		113	22	16%	135
PEDIATRIC CARE CENTER		135			135
DOLPHIN POINTE HEALTH CARE LLC		117	18	13%	135
ADVENT HEALTH CENTRA CARE - ORANGE CITY	1	53	81	60%	135
CITY OF PORT SAINT LUCIE		126	8	6%	134
ADVANCED MEDICAL CENTER		86	48	36%	134
KINDRED HOSPITAL THE PALM BEACHES		129	5	4%	134
LABCORP BURLINGTON		106	28	21%	134
LONGWOOD HEALTH AND REHABILITATION CENTER		124	10	7%	134
HOSPICE OF ST FRANCIS INC		128	6	4%	134
PHYSICIAN PARTNERS PERRY		74	60	45%	134
SUMMERFIELD EMERGENCY ROOM		102	31	23%	133
DOCTOR'S IN HOUSE LABORATORY		18	115	86%	133
STEWART MEDICAL GROUP		34	99	74%	133
PEDIATRIC SPECIALISTS MEDICAL GROUP	1	121	11	8%	133
FORT WALTON REHABILITATION CENTER		96	37	28%	133
Hampton Court Nursing and Rehabilitation Center		131	2	2%	133
NEMOURS CHILDREN'S URGENT CARE		80	52	39%	132
GRAVITY DIAGNOSTICS		45	87	66%	132
ALL FLORIDA FAMILY AND SPORTS MEDICINE		114	18	14%	132
WHITE-WILSON MEDICAL CENTER - NICEVILLE		118	14	11%	132
220 GOLDEN, LLC	1	116	15	11%	132
THE REHABILITATION CENTER OF LAKE CITY		127	5	4%	132
SONATA DELRAY BEACH		121	10	8%	131
THE WELLNESS CENTER AT LAKEWOOD RANCH		43	88	67%	131
MIAMI VA HEALTHCARE SYSTEM			131	100%	131
KENILWORTH CARE & REHABILITATION CENTER		124	7	5%	131
REGENCY PARK		113	18	14%	131
INTEGRATED REGIONAL LABORATORIES		119	12	9%	131
QUEENS HOSPITAL CENTER	1	121	8	6%	130
CENTRACARE		17	113	87%	130
MV MEDICAL PRACTICE DBA PRIMARY URGENT CARE		123	7	5%	130
VILLAGE PLACE NH LLC		106	24	18%	130
DESOTO PALMS ALF		125	5	4%	130
SOUTH CAMPUS FACILITY INC		122	7	5%	129
CRANE CENTER		98	31	24%	129
BMHSI-AEL MICROBIOLOGY LABORATORY	2	102	25	19%	129
FLORIDA DEPARTMENT OF HEALTH IN TAYLOR COUNTY	1	89	39	30%	129
JACKSON COUNTY HEALTH DEPARTMENT		91	38	29%	129
PALMS MEDICAL GROUP HIGH SPRINGS		103	26	20%	129
HIGHLANDS URGENT CARE			129	100%	129
ADVENTHEALTH HOSPICE CARE CENTRAL FLORIDA		127	1	1%	128
TRI-COUNTY NURSING HOME		117	11	9%	128
MIDWAY PRIMARY CARE, LLC	4	79	45	35%	128

COVID-19: testing by laboratory

Data through Feb 12, 2021 verified as of Feb 13, 2021 at 09:25 AM

Data in this report are provisional and subject to change.

The numbers in the table below represent the number of Florida and non-Florida residents for whom test results were received by the Department of Health. A person can be tested by more than one laboratory and can have both positive and negative results. **Therefore, the sum of the numbers in each column will be larger than the total number of people tested.**

Reporting lab	Inconclusive	Negative	Positive	Percent positive	Total
LIFE CARE CENTER OF ALTAMONTE SPRINGS		102	25	20%	127
SHOAL CREEK REHABILITATION CENTER		85	42	33%	127
CHARTER SENIOR LIVING OF PANAMA CITY BEACH		106	21	17%	127
CORE BIO LABS		76	51	40%	127
GESSLER CLINIC PA		98	29	23%	127
VILLAGE PEDIATRICS LLC		103	24	19%	127
SUNY UPSTATE MEDICAL UNIVERSITY		119	7	6%	126
HILLSBOROUGH COUNTY DEVELOPMENTAL CTR	1	117	8	6%	126
PROVISTA DIAGNOSTICS, INC		123	3	2%	126
RDV SPORTSPLEX PEDIATRICS		105	21	17%	126
PATHWAY PHARMACY		98	27	22%	125
SEAVIEW NURSING AND REHABILITATION CENTER		124	1	1%	125
CARENOW URGENT CARE - LAKE MARY			125	100%	125
BROOKDALE CAPE CORAL		125			125
MANOR CARE OF PALM HARBOR		123	1	1%	124
CARENOW LAKE MARY			124	100%	124
THE CLUB AND REHABILITATION CENTER		123	1	1%	124
ARBOR GLEN AT ARBOR TRACE	2	113	9	7%	124
FOUNTAINS OF HOPE LLC, THE		123	1	1%	124
Lakeside Nursing and Rehabilitation Center	1	97	25	20%	123
WILLOW BROOKE COURT AT AZALEA TRACE		123			123
ISLAND HEALTH AND REHABILITATION CENTER		122	1	1%	123
Signature healthcare of Jacksonville		118	5	4%	123
KINDRED HOSPITAL-BAY AREA-ST PETERSBURG LAB	1	116	6	5%	123
IMA MEDICAL GROUP		70	52	43%	122
TUSCAN ISLE CHAMPIONSGATE OP CO LLC		120	2	2%	122
ADVENT HEALTH CENTRA CARE - BRANDON		31	91	75%	122
COQUINA CENTER		119	3	2%	122
HARBORCHASE OF VERO BEACH		106	15	12%	121
DB MD		109	12	10%	121
FINNISH AMERICAN REST HOME-ALF		119	2	2%	121
NO FLORIDA PEDIATRICS, PA - BRADFORD		103	18	15%	121
PARKVIEW HEALTH		121			121
SEA PINES REHABILITATION HOSPITAL		120	1	1%	121
WEST COAST FAMILY MEDICAL CARE		94	27	22%	121
CLINICA HISPANA		1	119	99%	120
JACKSONVILLE UNIVERSITY		110	10	8%	120
TGH URGENT CARE - SEMINOLE			120	100%	120
FLORIDA DEPARTMENT OF HEALTH IN LAKE COUNTY	1	78	41	34%	120
WINDSOR OF LAKEWOOD RANCH,THE		118	2	2%	120
URGENT CARE TCMA			120	100%	120
MEYER PEDIATRICS		107	13	11%	120
CLARE BRIDGE OF CAPE CORAL	1	119			120
MATHISON RETIREMENT COMMUNITY		114	5	4%	119
VENICE REGIONAL MEDICAL CENTER BAYFRONT HEALTH		53	66	55%	119
BOSTON RED SOX CLUB LP		117	2	2%	119
PALMS FACILITY INC		104	15	13%	119

COVID-19: testing by laboratory

Data through Feb 12, 2021 verified as of Feb 13, 2021 at 09:25 AM

Data in this report are provisional and subject to change.

The numbers in the table below represent the number of Florida and non-Florida residents for whom test results were received by the Department of Health. A person can be tested by more than one laboratory and can have both positive and negative results. **Therefore, the sum of the numbers in each column will be larger than the total number of people tested.**

Reporting lab	Inconclusive	Negative	Positive	Percent positive	Total
MEDICATION ROOMS-CSU/CI NURSE STATION	1	110	8	7%	119
VILLA MARIA WEST SKILLED NURSING FACILITY		112	7	6%	119
NORTH FL SOUTH GA HCS-MALCOM RANDALL VAMC			119	100%	119
NAVARRE GARDENS LLC		94	25	21%	119
ISLAND URGENT CARE PLLC DBA AFC URGENT CARE		118	1	1%	119
SIGNATURE HEALTHCARE OF ORANGE PARK		116	3	3%	119
SONNIS PEDIATRICS PA		107	12	10%	119
The Crossings		118			118
LAKE REGIONAL URGENT CARE		7	111	94%	118
PROMPT CARE OF CENTRAL FLORIDA			118	100%	118
COASTAL HEALTH AND REHAB		110	8	7%	118
FAWCETT MEMORIAL HOSPITAL LABORATORY			118	100%	118
IQBAL A FARUQUI MD		87	31	26%	118
RDX BIOSCIENCE		60	58	49%	118
ARDEN COURTS OF FORT MYERS		115	3	3%	118
HIGHLANDS LAKE CENTER		115	3	3%	118
NEIGHBORHOOD MEDICAL CENTER		112	5	4%	117
Avante at Melbourne		116	1	1%	117
MINUTECLINIC DIAGNOSTIC OF RHODE ISLAND, LLC #729		113	4	3%	117
BELVEDERE COMMONS OF FORT WALTON BEACH		107	10	9%	117
JUNO DERMATOLOGY LLC		105	12	10%	117
WILLOWBROOKE COURT AT ST ANDREWS ESTATES		112	5	4%	117
AMERICAN HOUSE-BONITA SPRINGS		116	1	1%	117
LODGE HEALTH AND REHABILITATION CENTER, THE		84	32	28%	116
MAINSTREAM DIAGNOSTIC LABORATORY LLC		101	15	13%	116
PSL NAPLES BH OPERATIONS, LLC		116			116
WINDERMERE MEDICAL CENTER		112	4	3%	116
LEE COUNTY SCHOOL DISTRICT	1	108	7	6%	116
QUICK CARE MED PL CR		80	36	31%	116
AMERICAN FAMILY MEDICAL LLC		78	38	33%	116
BROOKDALE COLONIAL PARK	2	112	1	1%	115
SPEARHEAD MEDICAL		76	39	34%	115
ADVENT HEALTH - TIMBERRIDGE ER		98	17	15%	115
SUNFLOWER SPRINGS ASSISTED LIVING		105	10	9%	115
CITRUS MEMORIAL HOSPITAL			114	100%	114
NAPHCARE, INC AT MANATEE COUNTY JAIL		89	25	22%	114
SH HERON EAST LLC		100	14	12%	114
DIAGNOSTIC LABORATORY OF OKLAHOMA		91	23	20%	114
MILLER BIOCONNECT		95	19	17%	114
CABANA AT JENSEN DUNES, THE		110	3	3%	113
HOBDAIRI FAMILY HEALTH LLC		78	35	31%	113
TIFFANY HALL NURSING AND REHAB CENTER		104	9	8%	113
Courtyards of Orlando Care Center		101	12	11%	113
PANAMA PHARMACY	3	93	17	15%	113
WILLISTON PEDIATRICS PA		91	22	19%	113
CLEARWATER STATMED QUICK QUALITY CLINICS		37	76	67%	113
BROOKDALE JENSEN BEACH		110	3	3%	113

COVID-19: testing by laboratory

Data through Feb 12, 2021 verified as of Feb 13, 2021 at 09:25 AM

Data in this report are provisional and subject to change.

The numbers in the table below represent the number of Florida and non-Florida residents for whom test results were received by the Department of Health. A person can be tested by more than one laboratory and can have both positive and negative results. **Therefore, the sum of the numbers in each column will be larger than the total number of people tested.**

Reporting lab	Inconclusive	Negative	Positive	Percent positive	Total
ADVENTHEALTH MEDICAL GROUP FAMILY MEDICINE AT		88	24	21%	112
CHERRY OAK PALM BEACH COUNTY		106	6	5%	112
ACCESS MEDICAL CENTER		100	12	11%	112
ANCHOR CARE AND REHABILITATION CENTER		111	1	1%	112
LORI MCAULIFFE MD PA		93	19	17%	112
TREASURE COAST MEDICAL ASSOCIATES		4	108	96%	112
CRYSTAL RIVER HEALTH & REHAB		112			112
RESEARCH CENTERS OF AMERICA, LLC		91	21	19%	112
ELAN BUENA VISTA		95	17	15%	112
Sandy Ridge Center for Rehabilitation and Healing		91	21	19%	112
FLORIDA HEALTH CARE PLANS INC		1	111	99%	112
ALLIED HEALTH FORT PIERCE		112			112
CLEVELAND CLINIC FOUNDATION		12	99	89%	111
WHITE WILSON MEDICAL CENTER IMMEDIATE CARE		12	99	89%	111
BROWARD HEALTH CORAL SPRINGS EPIDEMIOLOGY DEPT		1	110	99%	111
EAST NEW YORK DIAGNOSTIC AND TREATMENT		105	6	5%	111
THREE OAKS PHARMACY INC		102	9	8%	111
LAKE HOUSE ASSISTED LIVING		93	17	15%	110
PHYSICIANS REGIONAL CLINIC		82	28	25%	110
WALTON PLACE		109			109
MONTEFIORE MEDICAL CENTER LABORATORIES - MOSES		100	9	8%	109
GENOSUR LLC		105	4	4%	109
WELL-BEING MEDICAL CENTER PLLC		100	9	8%	109
MG PORT CHARLOTTE II SUBTENANT LLC		98	11	10%	109
EVANS HEALTH CARE		106	2	2%	108
GRAND OAKS HEALTH & REHABILITATION		106	1	1%	107
AZALEA TRACE PHYSICIAN SERVICES		106	1	1%	107
Kindred Hospital South Florida Hollywood SNU		102	5	5%	107
NADAL PEDIATRICS		86	21	20%	107
THE COURTYARD ASSISTED LIVING		103	4	4%	107
BAY VIEW HEALTHCARE		85	22	21%	107
TGH URGENT CARE - TYRONE		2	105	98%	107
VITAS HEALTHCARE CORPORATION OF FLORIDA		103	3	3%	106
MD 365 MEDICAL CARE		105	1	1%	106
ADVENT HEALTH - WESTCHASE ER		92	14	13%	106
NAVY HOSPITAL			106	100%	106
MINUTECLINIC LLC #4987		92	14	13%	106
HEART OF FLORIDA REGIONAL MED CTR		35	71	67%	106
WESTWOOD NURSING & REHAB		73	33	31%	106
MILLENNIUM PHYSICIAN GROUP LLC		89	16	15%	105
SOLARIS SENIOR LIVING OF MERRITT ISLAND		102	3	3%	105
MEDICAL CONSULTANTS OF FLORIDA DBA	1	90	14	13%	105
PICH KTM CORP DBA MEDTOWN PHARMACY		89	16	15%	105
SMILEY MEDICAL GROUP		77	28	27%	105
ST VINCENT'S AMBULATORY CARE INC DBA	2	87	15	14%	104
STERLING HOUSE OF WINTER HAVEN		101	3	3%	104
NORTH FLORIDA EVALUATION AND TREATMENT CENTER	2	97	5	5%	104

COVID-19: testing by laboratory

Data through Feb 12, 2021 verified as of Feb 13, 2021 at 09:25 AM

Data in this report are provisional and subject to change.

The numbers in the table below represent the number of Florida and non-Florida residents for whom test results were received by the Department of Health. A person can be tested by more than one laboratory and can have both positive and negative results. **Therefore, the sum of the numbers in each column will be larger than the total number of people tested.**

Reporting lab	Inconclusive	Negative	Positive	Percent positive	Total
VISTA MANOR		92	12	12%	104
CCS - PAUL REIN DETENTION FACILITY		76	28	27%	104
UNIVERSITY MEDICAL CENTER SUITES		91	13	13%	104
GRANDE, THE	2	98	4	4%	104
UNIVERSITY HEALTH SYSTEM INC		93	10	10%	103
BIODESIX, INC.		77	26	25%	103
PREDICTIVE LABORATORIES, INC	1	90	12	12%	103
TRADITION MEDICAL CENTER LABORATORY		48	55	53%	103
Summit Medical Group		94	9	9%	103
PINELLAS CARE CENTER		76	27	26%	103
CARE CENTERS OF NASSAU		99	3	3%	102
SPRING HAVEN RETIREMENT	1	101			102
L&S SENIOR CARE DBA ARCADIA OAKS	3	98	1	1%	102
PROFESSIONAL URGENT CARE SERVICES		74	28	27%	102
CITRUS MEMORIAL HEALTH SYSTEM LAB		2	99	98%	101
FAMILY MEDICAL CARE OF PALM BEACH		41	60	59%	101
MAGNOLIA MEDICAL CLINIC		11	90	89%	101
MARTIN ACQUISITION 1 LLC DBA		88	13	13%	101
The Ponce Therapy Care Center		97	4	4%	101
APLS SERVICES LLC D/B/A CLEAR DIAGNOSTICS	10	91			101
DOUGLAS T JACOBSON STATE VETERANS HOME		100			100
Consulate Health Care of Port Charlotte		98	2	2%	100
North Lake Care Center		99	1	1%	100
Centre Pointe Health and Rehabilitation Center		89	11	11%	100
MED COMP SCIENCES		1	99	99%	100
HOSPICE OF THE EMERALD COAST INC - PANAMA CITY	2	90	7	7%	99
CENTRAL FLORIDA HEALTH CARE		47	52	53%	99
EMBRY RIDDLE AERONAUTICAL UNIVERSITY HEALTH SERVICES		1	98	99%	99
SOUTH BALDWIN MEDICAL CENTER GULF SHORES		78	21	21%	99
Cross Landings Health and Rehabilitation		97	1	1%	98
GLOBAL CENTRAL LABS AT PPD	2	88	8	8%	98
URINEGOODHANDS LLC		96	2	2%	98
ALL MY KIDS PEDIATRICS INC		73	25	26%	98
SEMINOLE COUNTY HEALTH DEPARTMENT		79	19	19%	98
FLORIDA COMMUNITY HEALTH CENTERS INC			98	100%	98
LANDMARK, THE		48	50	51%	98
BENTON HOUSE AT OAKLEAF		70	28	29%	98
PLAZA OF HALLANDALE BEACH		98			98
MY CLINICAL LAB INC		17	81	83%	98
FLAGLER COLLEGE HEALTH SERVICES		70	28	29%	98
CHARLES CROFT MD	1	96	1	1%	98
ST MARK ASSISTED LIVING CENTER	1	85	12	12%	98
WHITE PLAINS HOSPITAL CENTER LAB		94	4	4%	98
KINDRED HOSPITAL MELBOURNE	1	93	3	3%	97
J FRANK AVEY MD		77	20	21%	97
LATE HOURS URGENT CARE		58	39	40%	97
JEFFERSON COUNTY HEALTH DEPARTMENT-MONTICELLO		70	27	28%	97

COVID-19: testing by laboratory

Data through Feb 12, 2021 verified as of Feb 13, 2021 at 09:25 AM

Data in this report are provisional and subject to change.

The numbers in the table below represent the number of Florida and non-Florida residents for whom test results were received by the Department of Health. A person can be tested by more than one laboratory and can have both positive and negative results. **Therefore, the sum of the numbers in each column will be larger than the total number of people tested.**

Reporting lab	Inconclusive	Negative	Positive	Percent positive	Total
ELMCROFT OF BELLA VITA☐		89	8	8%	97
HEALTH CENTERS AT BRENTWOOD		96	1	1%	97
STAR CARE		84	13	13%	97
WELLNOW URGENT CARE PC		97			97
ISLAND DOCTORS		12	84	88%	96
PBC FIREFIGHTER BENEFIT FUND WELLNESS CENTER		74	22	23%	96
BAYSHORE MEMORY CARE☐		96			96
MARKET STREET VIERA		95	1	1%	96
PEDIATRIC ASSOCIATES ORLANDO		82	14	15%	96
WESTCHESTER MEDICAL CENTER		93	3	3%	96
HOSPICE OF THE TREASURE COAST		93	3	3%	96
MCW MENTAL HEALTH LLC		94	2	2%	96
CROSS CITY REHABILITATION AND HEALTH CARE CENTER		72	23	24%	95
VIERA HOSPITAL			95	100%	95
ARBOR TRAIL		77	18	19%	95
SEMINOLE SPORTS AND FAMILY MEDICINE		84	11	12%	95
PEDIATRIC CARE CENTER- JACKSONVILLE BEACH		67	28	29%	95
RIVERSIDE RECOVERY OF TAMPA		94	1	1%	95
JPR URGENT MEDICAL CARE		95			95
MACADAMS HOME HEALTH AGENCY		94	1	1%	95
THE TERRACE OF KISSIMMEE		80	15	16%	95
DEVANSH LAB WERKS INC		79	16	17%	95
SIGNATURE HEALTHCARE OF PORT CHARLOTTE		88	7	7%	95
HEALTHPOINT MED GRP OF THE EMERALD COAST LLC		71	23	24%	94
DIAGNOSTIC SOLUTIONS		3	91	97%	94
CONSULATE HEALTH CARE OF SARASOTA☐	1	93			94
A PLUS PEDIATRICS		81	13	14%	94
AYERS HEALTH & REHABILITATION CENTER		90	4	4%	94
Mt Sinai Aventura			94	100%	94
ARBOR TERRACE ORTEGA LLC	2	92			94
VILLAS OF HOLLY BROOK - BRADENTON 14TH		93			93
GEORGE SAFRAN MD PC		83	10	11%	93
ADVENTHEALTH MEDICAL GROUP PRIMARY CARE		89	4	4%	93
HURLBURT FIELD CLINIC		39	54	58%	93
FIRSTCARE CLINIC		42	51	55%	93
ORLANDO LUTHERAN TOWERS ASSISTED LIVING		93			93
PINELLAS COUNTY JAIL			92	100%	92
JUPITER MEDICAL CENTER URGENT CARE - STUART		62	30	33%	92
KORGENE LAB	1	23	68	74%	92
MINNESOTA TWINS		87	5	5%	92
KALEIDA HEALTH CENTER FOR LABORATORY		85	6	7%	91
HERON CLUB AT PRESTANCIA		89	2	2%	91
ADVENT HEALTH CENTRA CARE - WATERMAN		78	13	14%	91
PRIME HEALTH OF NORTH PORT LLC		82	9	10%	91
HARBORCHASE OF NAPLES		78	13	14%	91
NORTH BEACH REHABILITATION CENTER		89	2	2%	91
RIDGEWOOD DIAGNOSTIC LABORATORY		87	4	4%	91

COVID-19: testing by laboratory

Data through Feb 12, 2021 verified as of Feb 13, 2021 at 09:25 AM

Data in this report are provisional and subject to change.

The numbers in the table below represent the number of Florida and non-Florida residents for whom test results were received by the Department of Health. A person can be tested by more than one laboratory and can have both positive and negative results. **Therefore, the sum of the numbers in each column will be larger than the total number of people tested.**

Reporting lab	Inconclusive	Negative	Positive	Percent positive	Total
KEYS MEDICAL GROUP			90	100%	90
MAGNOLIA DIAGNOSTIC		2	88	98%	90
MIAMI BEACH COMMUNITY HEALTH CENTER		1	89	99%	90
D PEDIATRICS		82	8	9%	90
Peninsula Care and Rehab		78	12	13%	90
QPS, LLC		87	3	3%	90
CLERMONT URGENT CARE			90	100%	90
SUMMIT MEDICAL GROUP PA		81	9	10%	90
AMERICAN HOUSE COCONUT POINT		78	11	12%	89
ROHR HOME		86	3	3%	89
F&T MEDICAL RESEARCH, INC		89			89
STUART LODGE LIVING LLC		66	23	26%	89
CAREMOUNT MEDICAL - PATHOLOGY		86	3	3%	89
SUNSHINE GARDENS		88	1	1%	89
JOHN KNOX VILLAGE OF FLORIDA ALF	1	84	4	4%	89
NORTH FLORIDA SPINE AND WELLNESS		69	20	22%	89
LIFE BRITE		73	16	18%	89
SACRED HEART HEALTH SYSTEM INC		65	23	26%	88
GOVERNOR'S CREEK HEALTH & REHABILITATION		87	1	1%	88
FREEDOM INN AT TARPON SPRINGS		81	7	8%	88
AVERO DIAGNOSTICS		64	24	27%	88
LAKE GIBSON VILLAGE, LLC		85	3	3%	88
PACIFIC ANALYTICS			87	100%	87
LECONTE MEDICAL CENTER LAB		69	18	21%	87
KINDRED HOSPITAL NORTH FLORIDA	3	79	5	6%	87
PENNSYLVANIA DEPT OF HEALTH		20	67	77%	87
A2Z DIAGNOSTICS		86	1	1%	87
ADVENT HEALTH - PALM HARBOR ER		64	23	26%	87
FLORIDA MEDICAL CLINIC LLC		49	38	44%	87
BRANDON HEALTH AND REHABILITATION CENTER	1	85	1	1%	87
BAHIA OAKS LODGE		84	2	2%	86
PENSACOLA DEVELOPMENTAL CENTER		67	19	22%	86
DISCOVERY VILLAGE AT THE FORUM		86			86
SEVEN HILLS HEALTH AND REHABILITATION CENTER		70	16	19%	86
SOUTH GEORGIA MEDICAL CENTER		48	38	44%	86
CCS - BROWARD COUNTY JAIL		80	6	7%	86
ALTERNATIVE LIVING, INC DBA TWIN CITIES PAVILION		83	2	2%	85
W. FRANK WELLS NURSING HOME		84	1	1%	85
East Bay Rehabilitation Center		51	34	40%	85
MEASE COUNTRYSIDE HOSPITAL		1	84	99%	85
NSPIRE HEALTHCARE TAMARAC		80	5	6%	85
MIAMI SHORES NURSING & REHAB		85			85
Crystal Health & Rehab Center		79	6	7%	85
PEDIATRICS IN BREVARD PA- ROCKLEDGE		54	31	36%	85
LABCORP RTP		34	51	60%	85
KINDRED HOSPITAL - SOUTH FLORIDA		85			85
CLYDE E LASSEN STATE VETERANS NURSING HOME		59	25	30%	84

COVID-19: testing by laboratory

Data through Feb 12, 2021 verified as of Feb 13, 2021 at 09:25 AM

Data in this report are provisional and subject to change.

The numbers in the table below represent the number of Florida and non-Florida residents for whom test results were received by the Department of Health. A person can be tested by more than one laboratory and can have both positive and negative results. **Therefore, the sum of the numbers in each column will be larger than the total number of people tested.**

Reporting lab	Inconclusive	Negative	Positive	Percent positive	Total
ADVANCED EMURGENT CARE		27	57	68%	84
PANCARE HEALTH GULF COUNTY		58	26	31%	84
HAWTHORN HOUSE☐		70	14	17%	84
KINDRED HOSPITAL SOUTH FLORIDA		82	2	2%	84
PARTICLE THEORY LABS		77	7	8%	84
NITE LITE PEDIATRICS – JACKSONVILLE		76	8	10%	84
RITE MEDICAL CARE PC		83	1	1%	84
PINES OF SARASOTA GARDEN		84			84
WALGREENS #12673		82	2	2%	84
ATRIUM AT LIBERTY PARK☐		80	4	5%	84
LABCORP EMPLOYER SERVICES		82	1	1%	83
ESCAMBIA COUNTY JAIL		57	26	31%	83
DAYSPRING SENIOR LIVING LLC		81	2	2%	83
NURSING PLUS OF BROWARD LLC		68	15	18%	83
MICRO PATH LABORATORIES INC		81	2	2%	83
PENSACOLA PEDIATRICS PA - TIGER POINT	18	60	5	6%	83
ARBOR TERRACE SAN JOSE LLC	3	78	2	2%	83
SENIOR LIVING VII TAMPA LLC☐	1	73	9	11%	83
LAFAYETTE NURSING AND REHABILITATION CENTER		81	2	2%	83
STONY BROOK UNIVERSITY MEDICAL CENTER		68	14	17%	82
JUPITER MEDICAL CENTER URGENT CENTER		56	26	32%	82
PALMS EDGE	1	75	6	7%	82
Lexington Health and Rehabilitation Center		82			82
HIGHLANDS MEDICAL CENTER		79	3	4%	82
LAB		29	53	65%	82
OPPENHEIMER PLASTIC SURGERY LLC		77	5	6%	82
ALLCARE MEDICAL CENTERS PC		70	12	15%	82
FHMG LAKE MARY PEDS		69	13	16%	82
THE PAVILION FOR HEALTH CARE		72	10	12%	82
CANOPY ON BERRYHILL, THE		51	31	38%	82
ERIE COUNTY MEDICAL CTR CLINICAL LABS		77	4	5%	81
BIO-TECH CLINICAL LABORATORIES		41	40	49%	81
MOOSEHAVEN LIFE CARE CENTER		81			81
EC OPCO CARROLLWOOD LLC		75	6	7%	81
DELAND WELLNESS CENTER			81	100%	81
NEW SMYRNA BEACH URGENT CARE			80	100%	80
AVANTE AT OCALA INC		55	25	31%	80
GRAND OAKS OF JENSEN BEACH LLC☐		79	1	1%	80
MEMORY CARE OF NAPLES		80			80
MINUTECLINIC DIAGNOSTIC OF SOUTH CAROLINA, LLC		66	14	18%	80
WALGREENS 4915		71	8	10%	79
BAPTIST MEDICAL CENTER SOUTH		64	15	19%	79
EAST ALABAMA MEDICAL CENTER LABORATORY		67	12	15%	79
EDGEWATER AT WATERMAN VILLAGE		78	1	1%	79
ST PETERSBURG PEDIATRICS-SEMINOLE		68	11	14%	79
BALMORAL TENANT SERVICES INC	1	43	35	44%	79
CAREATC CITY OF TAMPA		63	16	20%	79

COVID-19: testing by laboratory

Data through Feb 12, 2021 verified as of Feb 13, 2021 at 09:25 AM

Data in this report are provisional and subject to change.

The numbers in the table below represent the number of Florida and non-Florida residents for whom test results were received by the Department of Health. A person can be tested by more than one laboratory and can have both positive and negative results. **Therefore, the sum of the numbers in each column will be larger than the total number of people tested.**

Reporting lab	Inconclusive	Negative	Positive	Percent positive	Total
LABFIRST - DEPARTMENT OF PATHOLOGY		76	3	4%	79
SONATA WEST		77	2	3%	79
CATHOLIC HEALTH SYSTEM DEPT LABORATORY		77	2	3%	79
HOSPICE OF MARTIN & ST LUCIE, INC		76	3	4%	79
DIATHERIX LABORATORIES		40	39	49%	79
CBS LABS OF TAMPA LLC		3	76	96%	79
VETERANS AFFAIRS MEDICAL CENTER - PALO ALTO		28	51	65%	79
A COUNTRY PLACE ASSISTED LIVING FACILITY		76	2	3%	78
LAKE MORTON PLAZA□		75	3	4%	78
WINDSOR OAKS		77	1	1%	78
ST PETERSBURG PEDIATRICS-MLK JUNIOR BLVD		71	7	9%	78
HUNTSVILLE HOSPITAL LABORATORY		53	25	32%	78
HEARTLAND HEALTHCARE AND REHAB CENTER		56	22	28%	78
Madison Health and Rehabilitation Center		42	36	46%	78
SEMINOLE TRIBE OF FLORIDA		61	16	21%	77
PLYMOUTH HOME FOR ADULTS, INC.	8	68	1	1%	77
TRUE NORTH HEALTH NAVIGATION LLC DBA DISPATCHHEALTH	1	60	16	21%	77
QUALITY URGENT CARE AND WELLNESS PL	2	44	31	40%	77
ORANGE CITY NURSING AND REHAB		75	2	3%	77
GIBBENS FAMILY MEDICAL, LLC		59	18	23%	77
CVS		17	60	78%	77
PEDIATRIC ASSOCIATES AT ARGYLE PA		73	3	4%	76
ARDEN COURTS OF LELY PALMS□		75	1	1%	76
S-H THIRTY-FIVE OPCO- PORT ST LUCIE, LLC	1	75			76
WINDSOR REFLECTIONS		75	1	1%	76
NORTH PORT REHABILITATION AND NURSING CENTER□		75	1	1%	76
ARIZONA DEPARTMENT OF HEALTH SERVICES		2	74	97%	76
DYNAMIC MEDICAL USA			76	100%	76
PARK OF THE PALMS INC		76			76
CHAMBREL AT ISLAND LAKE		73	3	4%	76
WALGREENS 9627		70	6	8%	76
CLINICAL PATHOLOGY ASSOCIATES-SONIC REFERENCE LAB		76			76
SANIBEL INTERNAL MEDICINE, LLC		72	3	4%	75
ADVENTHEALTH EXPRESSCARE		45	30	40%	75
BEACHES PEDIATRICS PA		70	5	7%	75
BOND CLINIC PA		43	32	43%	75
MOBILE PHYSICIAN SERVICES INC		67	8	11%	75
PROMEDICA LABORATORIES		21	54	72%	75
LAKE HOWELL FAMILY MEDICINE ASSOCIATES		63	11	15%	74
CENTURY CENTER FOR REHABILITATION & HEALING		56	18	24%	74
CENTRAL BALDWIN IMMEDIATE CARE & FAMILY PRACTICE		57	17	23%	74
MD 365 MEDICAL CARE PLLC		74			74
GULFCOAST PEDIATRICS		68	6	8%	74
NOAH CLINICAL LABORATORY		63	11	15%	74
HEALTH FIRST - PALM BAY HOSPITAL		2	72	97%	74
WATERCREST ST LUCIE WEST	1	69	3	4%	73
BROWARD HEALTH MEDICAL CENTER CLINICAL LAB			73	100%	73

COVID-19: testing by laboratory

Data through Feb 12, 2021 verified as of Feb 13, 2021 at 09:25 AM

Data in this report are provisional and subject to change.

The numbers in the table below represent the number of Florida and non-Florida residents for whom test results were received by the Department of Health. A person can be tested by more than one laboratory and can have both positive and negative results. **Therefore, the sum of the numbers in each column will be larger than the total number of people tested.**

Reporting lab	Inconclusive	Negative	Positive	Percent positive	Total
Golfview Healthcare Center		73			73
SCOTT LAKE HEALTH AND REHABILITATION CENTER		71	2	3%	73
BROOKDALE OVIEDO		71	2	3%	73
CONSULATE HEALTH CARE - LAKE MARY		72	1	1%	73
LAB PLUS, LLC AT SAINT THOMAS WEST HOSPITAL		59	14	19%	73
BROWARD HEALTH MEDICAL CENTER		3	70	96%	73
SIMED LABORATORY		57	15	21%	72
TUSCAN ISLE OPERATING COMPANY LLC DBA		69	3	4%	72
HUNTINGTON HOSPITAL LABORATORY		69	3	4%	72
Oakhurst Center		65	7	10%	72
CRAIG BERGER MD PL D/B/A BAY AREA EYE INSTITUTE		72			72
ST VINCENT'S BIRMINGHAM		66	6	8%	72
HAVEN OF OUR LADY OF PEACE		72			72
PORT CHARLOTTE REHABILITATION CENTER		61	10	14%	71
ADVANCED LAB		67	4	6%	71
AMMON LABS		61	10	14%	71
LONG TERM CARE OF JAY, LLC		50	21	30%	71
STERLING HOUSE OF TALLAHASSEE	3	62	6	8%	71
FLORIDA PEDIATRIC GROUP		27	44	62%	71
EXPERTUS LABORATORIES INC		24	47	66%	71
HEARTLAND PHARMACY LAKE PLACID, INC		53	18	25%	71
ASHRAF MEDICAL GROUP PLLC DBA PULSE MD		69	2	3%	71
VITAS HEALTHCARE		65	6	8%	71
MINUTECLINIC DIAGNOSTIC		66	5	7%	71
HAZELDEN FLORIDA	1	67	3	4%	71
CALADIUM PEDIATRICS		63	7	10%	70
SUMMIT AT VENICE	2	63	5	7%	70
Highlands Regional Hospital		63	7	10%	70
ADVENT HEALTH - LAKE MARY		60	10	14%	70
OAK MANOR NURSING HOME		66	4	6%	70
SUNCOAST COMMUNITY HEALTH CENTERS PEDIATRICS		21	49	70%	70
ROSECASTLE AT DELANEY CREEK		69	1	1%	70
NORTH SHORE MEDICAL LABS	1	63	5	7%	69
HERITAGE HEALTHCARE AND REHABILITATION CENTER		69			69
PLANTATION GENERAL HOSPITAL CLINICAL LAB		26	43	62%	69
ACE BIOMEDICAL LABS LLC		56	13	19%	69
Winter Garden Rehab and Nursing Facility		64	5	7%	69
DEBARY HEALTH AND REHABILITATION CENTER		67	2	3%	69
METROPOLITAN HOSPITAL CENTER		65	4	6%	69
CP/AIG PENSACOLA DEVELOPMENT LLC		66	3	4%	69
UNIVERSTIY CENTER MEDICAL LLC DBA	1	65	3	4%	69
BIOREFERENCE LABORATORIES		8	61	88%	69
USF HEALTH MORSANI CENTER		5	64	93%	69
MEMORIAL MANOR		69			69
PARKSIDE INN	3	64	2	3%	69
SAN JOSE SENIOR CARE LLC	1	43	24	35%	68
RARITAN BAY PERTH AMBOY		61	7	10%	68

COVID-19: testing by laboratory

Data through Feb 12, 2021 verified as of Feb 13, 2021 at 09:25 AM

Data in this report are provisional and subject to change.

The numbers in the table below represent the number of Florida and non-Florida residents for whom test results were received by the Department of Health. A person can be tested by more than one laboratory and can have both positive and negative results. **Therefore, the sum of the numbers in each column will be larger than the total number of people tested.**

Reporting lab	Inconclusive	Negative	Positive	Percent positive	Total
Avante at St Cloud, Inc.		66	2	3%	68
ASSOCIATED CLINICAL LABORATORIES		60	8	12%	68
AEL- MEMPHIS		17	51	75%	68
BLISS HEALTHCARE SERVICES	1	48	19	28%	68
EISENHOWER ARMY MEDICAL CENTER		61	7	10%	68
LEE MEMORIAL HEALTH SYSTEM HEALTH FAIR		64	4	6%	68
SUNCOAST OPTIMAL WELLNESS		23	45	66%	68
PANIRA HEALTHCARE CLINIC		2	66	97%	68
MEASE MANOR INC		63	4	6%	67
COOPER FAMILY MEDICAL PLLC		50	17	25%	67
GENPATH			67	100%	67
ATMORE COMMUNITY HOSPITAL LABORATORY		47	20	30%	67
PUBLIC SQUARE PHARMACY LLC		52	15	22%	67
MD LABS		40	27	40%	67
VIERA DEL MAR HEALTH AND REHABILITATION CENTER		63	4	6%	67
WALGREENS 2941		64	3	4%	67
STONY BROOK SOUTHAMPTON		65	1	2%	66
FHMG- FLORIDA HOSPITAL MEDICAL GROUP		56	10	15%	66
GV NAPLES OPCO, LLC		65	1	2%	66
PANCARE HEALTH - MALONE CLINIC		60	6	9%	66
CATHOLIC HEALTH SERVICES REGIONAL LAB		59	7	11%	66
CORNERSTONE MEDICAL CARE OF BRANDON PL		57	9	14%	66
MEDEX MEDICAL EXPRESS OF PALATKA			66	100%	66
CL BRUMBACK PRIMARY CARE CLINICS		16	50	76%	66
LAKE WALES OPERATING GROUP LLC		60	5	8%	65
SUMMER VISTA ASSISTED LIVING		38	27	42%	65
ISLAND COAST PEDIATRICS		58	7	11%	65
ALTAMONTE PEDIATRIC ASSOCIATES		31	34	52%	65
INDIGO MANOR		22	43	66%	65
OKEECHOBEE URGENT CARE		17	48	74%	65
BAY PINES MEDICAL ASSOCIATES		1	64	98%	65
FLORIDA DEPARTMENT OF HEALTH IN WALTON COUNTY		53	12	18%	65
BIOIQ		15	50	77%	65
JERICOHO URGENT CARE		62	3	5%	65
WADSWORTH HEALTH CENTER		61	3	5%	64
LENOX HILL HOSPITAL		58	6	9%	64
MED EXPRESS		6	58	91%	64
GREENLEAF ALF		63	1	2%	64
BOND CLINIC DR ELDEEB		35	29	45%	64
NEMOURS CHILDRENS PRIMARY CARE OVIEDO		51	13	20%	64
VETERANS AFFAIRS MEDICAL CENTER - GULF COAST		27	37	58%	64
JOSEPH L MORSE GERIATRIC CENTER	2	59	3	5%	64
NXGEN MDX		20	44	69%	64
OUT OF STATE		40	24	38%	64
APC PEDIATRICS AT RYE ROAD MEDICAL PARK		63			63
MISIR DRUGS LLC		51	12	19%	63
Stratford Court of Palm Harbor		53	10	16%	63

COVID-19: testing by laboratory

Data through Feb 12, 2021 verified as of Feb 13, 2021 at 09:25 AM

Data in this report are provisional and subject to change.

The numbers in the table below represent the number of Florida and non-Florida residents for whom test results were received by the Department of Health. A person can be tested by more than one laboratory and can have both positive and negative results. **Therefore, the sum of the numbers in each column will be larger than the total number of people tested.**

Reporting lab	Inconclusive	Negative	Positive	Percent positive	Total
KINDRED AT HOME		54	9	14%	63
CRESTVIEW URGENT CARE		2	61	97%	63
MEDI CLINIC SARASOTA INC		62	1	2%	63
EC OPCO PENSACOLA, LLC		62	1	2%	63
VIERA HEALTH AND REHABILITATION CENTER		62	1	2%	63
BEEHIVE HOMES OF GULF BREEZE		47	16	25%	63
TURNING POINT OF TAMPA		57	6	10%	63
NORTH FLORIDA PEDIATRICS		52	11	17%	63
ADVENT HEALTH CENTRA CARE - WINTER GARDEN		17	46	73%	63
MED ONE AT SAINT AUGUSTINE		33	30	48%	63
SOMERBY OF SANTA ROSA BEACH		54	9	14%	63
EMERALD COAST BEHAVIORAL HOSPITAL		59	4	6%	63
NORTH SHORE UNIVERSITY HOSPITAL LABORATORY		56	6	10%	62
TRINITY AL SENIOR HOUSING LLC		45	17	27%	62
OVERLOOK HOSPITAL LABORATORY		57	5	8%	62
BAY REGIONAL URGENT CARE	1	40	21	34%	62
BIG BOCA SMILES LLC		60	2	3%	62
MENORAH HOUSE		61	1	2%	62
MINUTECLINIC DIAGNOSTIC OF TEXAS, LLC		55	7	11%	62
PRIMECARE AT TWIN LAKES		1	60	98%	61
ARBOR OAKS AT TYRONE	7	54			61
WASHINGTON REHABILITATION AND NURSING CENTER		51	10	16%	61
Winter Park Care and Rehab		60	1	2%	61
EMERALD COAST HOSPICE		60	1	2%	61
CARE RESOURCE COMMUNITY HEALTH CENTERS INC		59	2	3%	61
BAYCARE HEALTH SYSTEMS		2	59	97%	61
SUNLIFE PHARMACY		58	3	5%	61
CLEAR MOLECULAR		59	2	3%	61
LUTHERAN HAVEN ASSISTED LIVING		61			61
SAMFORD UNIVERSITY HEALTH SERVICES		60	1	2%	61
CAN COMMUNITY HEALTH		60	1	2%	61
MINUTECLINIC DIAGNOSTIC OF OHIO LLC		46	15	25%	61
AMERICAN FAMILY MEDICAL		48	13	21%	61
JACOBI MEDICAL CENTER		58	3	5%	61
THE PRESERVE AT CLEARWATER		58	2	3%	60
TWIN CREEKS ASSISTED LIVING & MEMORY CARE		57	3	5%	60
LAKELAND REGIONAL HEALTH		36	24	40%	60
BARRY UNIVERSITY STUDENT HEALTH SERVICES		37	23	38%	60
MENTAL HEALTH CARE INC		51	9	15%	60
QUALITY URGENT CARE AND WELLNESS		31	29	48%	60
INTERNAL LAB		50	9	15%	59
CINNAMON COVE ALF		58	1	2%	59
RITECARE MED CTR H			59	100%	59
WILSON MEMORIAL REGIONAL MEDICAL CENTER		55	4	7%	59
FLORIDA HEALTH CARE		8	51	86%	59
BROOKDALE PALM COAST		59			59
BIOTECH		52	7	12%	59

COVID-19: testing by laboratory

Data through Feb 12, 2021 verified as of Feb 13, 2021 at 09:25 AM

Data in this report are provisional and subject to change.

The numbers in the table below represent the number of Florida and non-Florida residents for whom test results were received by the Department of Health. A person can be tested by more than one laboratory and can have both positive and negative results. **Therefore, the sum of the numbers in each column will be larger than the total number of people tested.**

Reporting lab	Inconclusive	Negative	Positive	Percent positive	Total
AEGIS MEDICAL GROUP		46	13	22%	59
FERN PARK DEVELOPMENTAL CENTER		5	54	92%	59
BURRY'S PHARMACY INC		35	24	41%	59
Baldwin Pediatrix		51	8	14%	59
Summit Medical Group, Pa DbA Citymd		53	6	10%	59
MILLENIUM PHYSICIANS GROUP		1	58	98%	59
THE CANOPY AT BERRYHILL		58			58
AU HEALTH		45	13	22%	58
MICHIGAN DEPARTMENT OF HEALTH AND HUMAN SERVICES	1		57	98%	58
CARDIOLOGY AND MEDICINE ASSOCIATES		42	16	28%	58
Margate Health and Rehabilitation Center		56	2	3%	58
LPG CONVENIENT CARE AT PINE ISLAND ROAD		52	6	10%	58
MINUTECLINIC DIAGNOSTIC OF NORTH CAROL		49	9	16%	58
TITUSVILLE FAMILY PRACTICE		16	42	72%	58
PEDIATRIC SERVICES OF AMERICA INC		56	1	2%	57
HERNANDO COUNTY FIRE RESCUE DISTRICT		25	32	56%	57
ASCENSION SACRED HEART BAY LABORATORY		54	3	5%	57
PALM BAY URGENT CARE		28	29	51%	57
AFTER HOURS PEDIATRICS			57	100%	57
CORAL GABLES HOSPITAL			57	100%	57
MALCOM RANDALL DEPT OF VAMC			57	100%	57
KAPG FLEMING ISLAND SENIOR HOUSING OPCO LLC	1	56			57
ALZHEIMERS CARE CENTER OF VIERA LTD		37	20	35%	57
MEDRITE URGENT CARE		45	11	20%	56
BAPTIST HEALTH SOUTH FLORIDA - WEST BOCA URGENT CARE		34	22	39%	56
TUKA PEDIATRICS		7	49	88%	56
ADVENT HEALTH - PALM COAST		1	55	98%	56
LAKE CITY VA MEDICAL CENTER			56	100%	56
TIFFANY HALL NURSING AND REHAB		44	12	21%	56
LAKELAND REGIONAL HEALTH LAKE MIRIAM		24	32	57%	56
HORIZON ALF		55	1	2%	56
PHYSICIANS PRIMARY CARE OF SOUTHWEST FLORIDA		39	17	30%	56
EAGLES WATCH CLUSTER		47	9	16%	56
SONATA HUNTERS CREEK		47	8	15%	55
FLORIDA MEDICAL CLINIC PA		46	9	16%	55
STEINHATCHEE FAMILY MEDICAL CENTER	1	48	6	11%	55
BioReference Laboratories, Inc		6	49	89%	55
SOUTH LAKE PEDIATRICS		53	2	4%	55
MACKOUL PEDIATRICS FORT MYERS		40	15	27%	55
ST JOSEPH'S HOSPITAL LABORATORY			55	100%	55
MEDLOGIC LABORATORIES		3	52	95%	55
KENDALL REGIONAL MEDICAL CENTER LAB	3		52	95%	55
BOND AND STEELE CLINIC, PA		46	9	16%	55
BISHOP GRADY VILLAS		54	1	2%	55
life Care Center of Melbourne		38	17	31%	55
PREMIER MEDICAL ASSOCIATES ALL FLORIDA LLC		54	1	2%	55
TBI RESIDENTIAL SERVICES, INC.		44	11	20%	55

COVID-19: testing by laboratory

Data through Feb 12, 2021 verified as of Feb 13, 2021 at 09:25 AM

Data in this report are provisional and subject to change.

The numbers in the table below represent the number of Florida and non-Florida residents for whom test results were received by the Department of Health. A person can be tested by more than one laboratory and can have both positive and negative results. **Therefore, the sum of the numbers in each column will be larger than the total number of people tested.**

Reporting lab	Inconclusive	Negative	Positive	Percent positive	Total
LINCOLN MEDICAL AND MENTAL HEALTH CENTER		52	3	5%	55
HARMONY CLINIC		1	54	98%	55
TOTAL CARE PLUS LLC			55	100%	55
ST FRANCIS HOSPITAL		47	8	15%	55
BERNHARDT LABORATORIES	1	14	40	73%	55
DELCARE PA		41	13	24%	54
FAMILY EXTENDED CARE OF PUNTA GORDA		54			54
EXPRESS DOCS LLC			54	100%	54
CERTUS MTD OPCP LLC		52	2	4%	54
JUNIPER VILLAGE AT NAPLES		53	1	2%	54
UNITED LABORATORY SERVICES CORPORATION		38	16	30%	54
COOPER FAMILY MEDICAL, PLLC		44	10	19%	54
BROOKDALE CENTRE POINTE	1	53			54
GENESIS DERMATOLOGY		50	4	7%	54
SARASOTA CO. HEALTH DEPT # 58		40	14	26%	54
ST. CLOUD MEDICAL GROUP		54			54
NORTH FLORIDA MEDICAL CENTER		50	4	7%	54
PUTNAM COUNTY SHERIFFS OFFICE		48	6	11%	54
Palms at Ponte Vedra Assisted Living and Memory Care		51	3	6%	54
CLERMONT HEALTH AND REHAB		40	14	26%	54
Gabisa Medical LLC		53			53
QUOTIENT SCIENCES LABS LLC			53	100%	53
MINUTECLINIC DIAGNOSTIC OF NORTH CARO		46	7	13%	53
THOMAS INTERNAL MEDICINE		44	9	17%	53
CHILDREN'S HOSPITAL OF ALABAMA		52	1	2%	53
BROOKDALE BONITA SPRINGS		52	1	2%	53
TROY REGIONAL MEDICAL CENTER		42	11	21%	53
ALLIANCE PEDIATRICS		24	29	55%	53
APOLLOMDX LABS		31	22	42%	53
PALM BAY PEDIATRICS		36	17	32%	53
SOMERSET			53	100%	53
MARQUIS LABS, LLC		52	1	2%	53
Osprey Point Nursing Center		51	2	4%	53
PANCARE HEALTH - JACKSON COUNTY		42	11	21%	53
BARBARA O'REILLY MD PA		52	1	2%	53
ADVENT HEALTH		49	3	6%	52
SONATA BOCA RATON		48	4	8%	52
INTERNAL MEDICINE SPECIALIST		46	6	12%	52
NOMI HEALTH LAB SERVICES LLC		4	48	92%	52
LEVY COUNTY DEPARTMENT OF HEALTH		36	16	31%	52
PROMEDICA SENIOR LIVING		51	1	2%	52
INTERNAL MEDICINE ASSOCIATES PA		48	4	8%	52
VPA PC LAB		48	4	8%	52
NITE LITE PEDIATRICS - PORT ST. LUCIE		43	9	17%	52
SNH BRFL TENANT LLC	2	50			52
ALEXANDER NININGER STATE VETERANS		52			52
MICHAEL AKPEKE MD		43	9	17%	52

COVID-19: testing by laboratory

Data through Feb 12, 2021 verified as of Feb 13, 2021 at 09:25 AM

Data in this report are provisional and subject to change.

The numbers in the table below represent the number of Florida and non-Florida residents for whom test results were received by the Department of Health. A person can be tested by more than one laboratory and can have both positive and negative results. **Therefore, the sum of the numbers in each column will be larger than the total number of people tested.**

Reporting lab	Inconclusive	Negative	Positive	Percent positive	Total
GOOD HEARTS COVID TESTING		8	43	84%	51
LPG PEDIATRICS AT PAGE FIELD		50	1	2%	51
FINLAY CLINICAL LABORATORY		20	31	61%	51
Life Care Center of Orlando		46	5	10%	51
GATEWAY CARE CENTER		50	1	2%	51
GULFVIEW MEDICAL INSTITUTE		51			51
WEST VOLUSIA FAMILY AND SPORTS MEDICINE		50	1	2%	51
SARATOGA HOSPITAL LABORATORY		46	5	10%	51
AVANTE ST CLOUD		48	3	6%	51
BETHUNE-COOKMAN UNIVERSITY		32	18	36%	50
ORANGE PARK PEDIATRICS		43	7	14%	50
VITAS HEALTHCARE CORP OF FLORIDA		49	1	2%	50
Jupiter Medical Center Pavilion		49	1	2%	50
VALENCIA HOUSE ALF		49	1	2%	50
GENEDX		37	13	26%	50
MINUTECLINIC DIAGNOSTIC OF SOUTH CARO		40	10	20%	50
GRAND ST PAUL CVS		50			50
INN AT ASTON GARDENS AT PELICAN POINTE,THE		46	4	8%	50
ADVENT HEALTH CENTRA CARE - EAST ORLANDO		21	29	58%	50
TRADITIONAL HOME HEALTH OF PALM BEACH INC		49	1	2%	50
ORCHID COVE AT DAYTONA		45	5	10%	50
JENNIFER J CHIAVETTA-GRLSANTI DC		38	12	24%	50
PENNSYLVANIA DEPARTMENT OF HEALTH BUREAU OF LABORATORIES			50	100%	50
BUECHELE DENTAL PA DBA CLERMONT FAMILY DENTISTRY		41	9	18%	50
PALM RIVER COMMUNITY HEALTH CENTER		45	5	10%	50
SOS MOBILE MEDICAL CARE LLC		39	10	20%	49
TOWERS HOME CARE☐		45	4	8%	49
ADVENT HEALTH - MOUNT DORA		9	40	82%	49
WALGREENS #10373		47	2	4%	49
81ST MEDICAL GROUP		28	21	43%	49
USF		1	48	98%	49
325TH MEDICAL GROUP		46	3	6%	49
ROCHESTER GENERAL HOSPITAL LABORATORY		45	4	8%	49
SOFT CELL LABORATORIES		45	4	8%	49
ALLEGRO		47	2	4%	49
SUPERIOR RESIDENCES OF LECANTO		34	15	31%	49
ATRIA PARK OF LAKE FOREST (WG HERITAGE LF LLC)		48	1	2%	49
SOUTHEAST ALABAMA MEDICAL CENTER			49	100%	49
FLORIDA HEALTH CARE DELAND			49	100%	49
TREASURE COAST FORENSIC TREATMENT CTR		28	21	43%	49
NORTHBROOK CENTER FOR☐		47	2	4%	49
SOLARIS SENIOR LIVING NORTH NAPLES		48	1	2%	49
THE TERRACE OF JACKSONVILLE		3	45	94%	48
WEST ISLIP URGENT CARE		44	4	8%	48
RAINBOW PEDIATRICS PC LLC / BREAKFAST POINT		38	10	21%	48
ARDEN COURTS OF SARASOTA		32	16	33%	48
DOH		23	25	52%	48

COVID-19: testing by laboratory

Data through Feb 12, 2021 verified as of Feb 13, 2021 at 09:25 AM

Data in this report are provisional and subject to change.

The numbers in the table below represent the number of Florida and non-Florida residents for whom test results were received by the Department of Health. A person can be tested by more than one laboratory and can have both positive and negative results. **Therefore, the sum of the numbers in each column will be larger than the total number of people tested.**

Reporting lab	Inconclusive	Negative	Positive	Percent positive	Total
MAUREEN OROURKE-FUTEY			48	100%	48
PREMIER MEDICAL ASSOCIATES		46	2	4%	48
GRAND OAKS OF PALM CITY LLC□	1	41	6	13%	48
NAPLES PEDIATRICS INC□		43	5	10%	48
HEALTH FIRST - CAPE CANAVERAL HOSPITAL		1	47	98%	48
INN AT THE FOUNTAINS, THE		34	14	29%	48
COURTYARD GARDENS OF JUPITER		48			48
SEWANEE MOLECULAR DIAGNOSTICS LABORATO		48			48
G & R HEALTH MART PHARMACY		36	12	25%	48
HARBOR BEACH NURSING AND REHABILITATION CENTER		46	2	4%	48
CAREMED INTERNAL MEDICINE		30	18	38%	48
BAY CENTER HURRICANE SHELTER		48			48
HIALEAH HOSPITAL RESPIRATORY DEPT			48	100%	48
CAPE REGIONAL MEDICAL CENTER		45	2	4%	47
NAVARRE GARDENS		41	6	13%	47
MID FLORIDA PRIMARY CARE PA		35	12	26%	47
POPLAR HEALTHCARE PLLC	1	11	35	74%	47
LITTLE NECK URGENT CARE		45	2	4%	47
ROCKLEDGE REGIONAL MEDICAL CENTER		30	17	36%	47
BARNES HEALTHCARE OF FLORIDA LLC		44	3	6%	47
INTERLAB		1	46	98%	47
DAVID POSNACK JEWISH DAY SCHOOL		47			47
KAPG ST AUGUSTINE SENIOR HOUSING OPCO LLC		37	9	20%	46
ADVENT HEALTH MEDICAL GROUP OB GYN AT		40	6	13%	46
FHMG_CTR FOR SENIOR HEALTH		41	5	11%	46
GOLDEN POND COMMUNITIES		46			46
HARTFORD HEALTH SERVICES LLC		46			46
PREMIER PLACE HEALTHCARE AT THE GLENVIEW		46			46
COLLIER BLVD HMA PHYSICIAN MANAGEMENT LLC		46			46
PRACTICE MANAGEMENT OF AMERICA, INC.		7	39	85%	46
EAST MANATEE FAMILY	1	1	44	96%	46
ST CLOUD PHYSICIAN MANAGEMENT LLC DBA ST CLOUD		27	19	41%	46
H LEE MOFFITT CANCER CENTER MICRO		46			46
MOBILE DOC FL, LLC		29	16	36%	45
RAPID RELIABLE TESTING NY LLC		40	5	11%	45
PHILLIPPE RIDGE		33	12	27%	45
CARE CENTERS OF NASSAU LLC MINER ROAD SOUTH		45			45
NEOGENOMICS LABORATORIES INC		45			45
LIFESTREAM BEHAVIORIAL CENTER		26	19	42%	45
FAMILY EXTENDED CARE OF WINTER HAVEN		43	2	4%	45
PANCARE HEALTH - FREEPORT CLINIC SUITE B		36	9	20%	45
FIRST CHOICE PEDIATRICS INC		44	1	2%	45
GENTIVA HEALTH SERVICES CERTIFIED INC		42	3	7%	45
UNIVERSITY OF CENTRAL FLORIDA HEALTH SERVICES		45			45
REDI-MED WALK-IN FAMILY CARE			45	100%	45
STUART URGENT CARE			45	100%	45
WINTER GARDEN REHAB AND NURSING CENTER		41	4	9%	45

COVID-19: testing by laboratory

Data through Feb 12, 2021 verified as of Feb 13, 2021 at 09:25 AM

Data in this report are provisional and subject to change.

The numbers in the table below represent the number of Florida and non-Florida residents for whom test results were received by the Department of Health. A person can be tested by more than one laboratory and can have both positive and negative results. **Therefore, the sum of the numbers in each column will be larger than the total number of people tested.**

Reporting lab	Inconclusive	Negative	Positive	Percent positive	Total
SOUTHPORT SQUARE HARBOUR HEALTH		45			45
ST JOHNS COUNTY DETENTION CENTER		45			45
KEYSTYLE LIVING LLC	1	43	1	2%	45
FLORIDA HOSPITAL		28	16	36%	44
KINDRED HOSPITAL CENTRAL TAMPA BLOOD GAS	1	38	5	11%	44
NIGHT LITE PEDIATRICS CENTER LLC		10	34	77%	44
ALLIANCE OF PHYSICIANS AGAINST COVID-19			44	100%	44
ROSECASTLE OF JACKSONVILLE LLC		43	1	2%	44
ADVENT HEALTH EXPRESS CARE		4	40	91%	44
CDR MAGUIRE INC	1	7	36	82%	44
PEDIATRICS OF CENTRAL FLORIDA – SAINT CLOUD	2	40	2	5%	44
QHC UPSTATE MEDICAL PC		36	8	18%	44
SOUTHERN LABORATORY SERVICES OF NWF		17	27	61%	44
BRANCH MEDICAL CLINIC			43	100%	43
SAFARI PEDIATRICS PA		42	1	2%	43
PRINCETON VILLAGE☐		39	4	9%	43
RADIOLOGY ASSOCIATES OF VENICE AND ENGLEWOOD		41	2	5%	43
BARNETT PARK☐		2	41	95%	43
LAKE MARY KIDS CENTRA CARE		33	10	23%	43
LARA HEALTH AND WELLNESS CENTER LLC		43			43
UNIVERSITY OF WEST FLORIDA, THE		42	1	2%	43
WOLFF CTR FOR CHILD & ADOLESCENT HEALTH PLLC,THE		26	17	40%	43
FAST PACE MEDICAL CLINIC, PLLC		37	6	14%	43
CITYMD OF MANAHAWKIN		41	2	5%	43
Guardian Care Nursing and Rehabilitation Center		43			43
PATRICK AIR FORCE BASE		3	40	93%	43
CLINICAL LABORATORY		42			42
SAN CARLOS PHARMACY		38	4	10%	42
ECOLAB GROUP		8	34	81%	42
MAIMONIDES-SHALOM ACADEMY, INC		41	1	2%	42
NEW YORK PRESBYTERIAN - QUEENS DIAGNOSTIC		41	1	2%	42
ISLAND URGENT CARE PLLC		40	2	5%	42
SURFSIDE URGENT CARE		29	13	31%	42
Citymd Of Toms River		36	6	14%	42
Atlantic Shore Nursing and Rehab		42			42
TGH URGENT CARE POWERED BY FAST TRACK			42	100%	42
WALGREENS 3145		39	3	7%	42
PERSONAL PEDIATRICS		37	5	12%	42
PALM BAY HOSPITAL			42	100%	42
NEXT MOLECULAR ANALYTICS		11	30	73%	41
NORTH CENTRAL BRONX HOSPITAL		39	2	5%	41
FLORIDA HOSPITAL NEW SMYRNA		4	37	90%	41
ADVENT HEALTH - LAKE WALES		29	12	29%	41
MINUTECLINIC DIAGNOSTIC OF NEW JERSEY		34	7	17%	41
ERDOX		39	2	5%	41
BRONX LEBANON HOSPITAL-MEDICAL CENTER		37	4	10%	41
NORTH FLORIDA / SOUTH GEORGIA VETERANS HEALTH SYSTEM			41	100%	41

COVID-19: testing by laboratory

Data through Feb 12, 2021 verified as of Feb 13, 2021 at 09:25 AM

Data in this report are provisional and subject to change.

The numbers in the table below represent the number of Florida and non-Florida residents for whom test results were received by the Department of Health. A person can be tested by more than one laboratory and can have both positive and negative results. **Therefore, the sum of the numbers in each column will be larger than the total number of people tested.**

Reporting lab	Inconclusive	Negative	Positive	Percent positive	Total
FELICIDAD MEDICAL CENTER			41	100%	41
PEDIATRICS OF CENTRAL FLORIDA KISSI		33	8	20%	41
DOH-WEST PALM BEACH BRANCH LABORATORY		2	38	95%	40
URGENT CARE & WELLNESS CENTER		10	30	75%	40
FIRST CHOICE URGENT CARE		10	30	75%	40
CLINICAL PATHOLOGY LABORATORIES, INC		40			40
BETHESDA HEALTH URGENT CARE		3	37	93%	40
GATTOLINE ENTERPRISES, INC. DBA FAMILY CARE PHARMACY		34	6	15%	40
ROYAL PALM SENIOR RESIDENCE		40			40
PENSACOLA PEDIATRICS - PACE		32	8	20%	40
UHEALTH AT FISHER ISLAND			40	100%	40
LINCOLN DIAGNOSTIC LAB		38	2	5%	40
SUWANNEE COUNTY SHERIFF OFFICE		37	3	8%	40
HOME CARE PHARMACY		40			40
CAPITAL REGIONAL MEDICAL CENTER		2	38	95%	40
University Hills health and Rehabilitation		30	10	25%	40
EAST HILL PHARMACY		27	13	33%	40
PACIFICA SENIOR LIVING OCALA		35	5	13%	40
LONGLEAF DIAGNOSTIC LABORATORIES		11	29	73%	40
PRIDE DIAGNOSTICS		24	16	40%	40
ARTHREX MEDICAL CENTER		22	17	44%	39
THE GOOD SHEPARDS OF DELAND-WEST		38	1	3%	39
MEDEX MEDICAL EXPRESS OF PALATKA LLC			39	100%	39
CVS MINUTE CLINIC		1	38	97%	39
CARE 4 U MANAGEMENT, INC			39	100%	39
CLINICAL RESEARCH SEQUENCING PLATFORM		8	31	79%	39
ADVENT HEALTH CENTRA CARE - LAKELAND		30	9	23%	39
JUNIPER VILLAGE AT CAPE CORAL		34	5	13%	39
CEDAR CREEK AT KINGS BAY INC		39			39
CENTRA CARE – LAKE NONA		3	36	92%	39
BROOKDALE VERO BEACH SOUTH AL		39			39
CSL PLASMA INC		7	32	82%	39
GUYAN VALLEY WELLNESS CENTER		32	7	18%	39
HERNANDO ENDOSCOPY AND SURGERY CENTER		31	8	21%	39
MINUTECLINIC DIAGNOSTIC OF KANSAS, PA		33	6	15%	39
WG EVERGREEN WOODS SH LLC		39			39
NORTH CAROLINA DEPARTMENT OF HEALTH & HUMAN SERVICES	1		38	97%	39
BAY COUNTY JAIL ANNEX		34	5	13%	39
LOURDES HOSPITAL INC		37	2	5%	39
CAMPBELL URGENT CARE			38	100%	38
HOMEWOOD RESIDENCE AT FREEDOM PLAZA		37	1	3%	38
ADVENTIST HEALTH SYSTEM FLORIDA		26	12	32%	38
SPRING MANOR ASSISTED LIVING		38			38
BENTON HOUSE OF ST. JOHNS		36	2	5%	38
ERIC C MRSHAL, MD, PC #1842		36	2	5%	38
UNIVERSITY OF ALABAMA		35	3	8%	38
STEWART MEDICAL GROUP, INC		21	17	45%	38

COVID-19: testing by laboratory

Data through Feb 12, 2021 verified as of Feb 13, 2021 at 09:25 AM

Data in this report are provisional and subject to change.

The numbers in the table below represent the number of Florida and non-Florida residents for whom test results were received by the Department of Health. A person can be tested by more than one laboratory and can have both positive and negative results. **Therefore, the sum of the numbers in each column will be larger than the total number of people tested.**

Reporting lab	Inconclusive	Negative	Positive	Percent positive	Total
S-H THIRTY FIVE OPCO - ORANGE CITY, LLC		29	9	24%	38
CCRC @ SUNFLOWER LLC		35	3	8%	38
HOLMES COUNTY HEALTH DEPARTMENT		29	9	24%	38
TAMPA BAY CONCIERGE DOCTOR, LLC		36	2	5%	38
PLAINVIEW URGENT CARE		36	2	5%	38
AUTUMN OF SARASOTA		12	26	68%	38
MOLECULAR DIAGNOSTICS		5	33	87%	38
MISSION OAKS ASSISTED LIVING		36	2	5%	38
FLORIDA DEPARTMENT OF HEALTH CLAY COUNTY		25	13	34%	38
BOND CLINIC, PA		9	29	76%	38
MERCY MEDICAL URGENT CARE CENTER INC		8	30	79%	38
CENTRAL FLORIDA PEDIATRICS		13	25	66%	38
EMERGENCY PHYSICIANS MEDICAL CENTER LLC		20	17	46%	37
MORTON PLANT			37	100%	37
HR SARASOTA OPERATOR LLC		25	12	32%	37
IMA MEDICAL GROUP POINCIANA		14	23	62%	37
PONCE THERAPY CARE CENTER		34	3	8%	37
ACCURATE DIAGNOSTIC LAB		35	2	5%	37
HOLZER HEALTH CENTER		5	32	86%	37
PATHOGENIUS LABORATORIES		30	7	19%	37
ST AUGUSTINE HEALTH & REHAB CENTER		37			37
FAMILY EXTENDED CARE OF SEBRING INC		35	2	5%	37
PREMIER COMMUNITY HEALTHCARE GROUP INC		36	1	3%	37
CONNECTICUT DEPARTMENT OF HEALTH		22	15	41%	37
ST AUGUSTINE PEDIATRIC ASSOC		33	4	11%	37
INSTITUTE OF PATHOLOGY KINGS COUNTY		36	1	3%	37
BRIDGEVIEW CENTER LLC		27	10	27%	37
BOULEVARD REHABILITATION CENTER		24	13	35%	37
CITRUS COUNTY HEALTH DEPARTMENT		33	4	11%	37
NORTHWELL HEALTH PLAINVIEW HOSPITAL LABORATORY		28	9	24%	37
INNOVATION CLINICAL TRIALS, INC			37	100%	37
UNION MEDICAL CARE PLLC		37			37
HOLY NAME HOSPITAL LABORATORY		36	1	3%	37
MORTON PLANT HOSPITAL NURSING			37	100%	37
DEVELOPMENTAL DISABILITIES DEFENDANT PROGRAM		35	2	5%	37
BRP SH OPCO LLC		37			37
THE COLLIER AT NAPLES		36	1	3%	37
ONE MILO		37			37
TAYLORVILLE FAMILY MEDICINE		30	7	19%	37
MARIANNA HEALTH AND REHABILITATION CENTER		35	1	3%	36
ROYAL CARE OF AVON PARK		33	3	8%	36
PATRICK MANOR INCORPORATED		36			36
AVALON PARK RETIREMENT RESIDENCE		35	1	3%	36
BVL/LITTLE ANGEL PEDIATRICS		36			36
MINUTE CLINIC INCORPORATE		30	6	17%	36
WEST		22	14	39%	36
RENAISSANCE AT THE TERRACES		35	1	3%	36

COVID-19: testing by laboratory

Data through Feb 12, 2021 verified as of Feb 13, 2021 at 09:25 AM

Data in this report are provisional and subject to change.

The numbers in the table below represent the number of Florida and non-Florida residents for whom test results were received by the Department of Health. A person can be tested by more than one laboratory and can have both positive and negative results. **Therefore, the sum of the numbers in each column will be larger than the total number of people tested.**

Reporting lab	Inconclusive	Negative	Positive	Percent positive	Total
WG BAYPOINT VILLAGE SH LLC		36			36
BIOFIRE		7	29	81%	36
PREMISE HEALTH MIA		1	35	97%	36
STAT ONE URGENT CARE CENTER		2	33	94%	35
MID-FLORIDA PATHOLOGY, LLC		29	6	17%	35
GRAMERCY PARK URGENT CARE		34	1	3%	35
TERRACE AT HOBE SOUND, THE	1	31	3	9%	35
ADVENT HEALTH - FISH MEMORIAL		2	33	94%	35
NEUROINTERNATIONAL SARASOTA		32	3	9%	35
BAYSHORE PATHOLOGY CONSULTANTS PA		34	1	3%	35
P23 LABS		35			35
NICEVILLE URGENT CARE		2	33	94%	35
PARKSIDE HEALTH AND REHABILITATION CENTER			35	100%	35
A & R RESEARCH GROUP		30	5	14%	35
IRL		4	31	89%	35
WUESTHOFF MEMORIAL HOSPITAL			35	100%	35
COLLIER HMA PHYSICIAN MANAGEMENT LLC		26	8	24%	34
S-H THIRTY FIVE OPCO - LUTZ, LLC		33	1	3%	34
STETSON UNIVERSITY STUDENT HEALTH CENTER		3	31	91%	34
VIP WALK IN CLINIC		19	15	44%	34
LUTHERAN HAVEN EXTENDED CONGREGATE CAR		34			34
MEDCOMP SCIENCES			34	100%	34
JOHN KNOX VILLAGE OF CENTRAL FLORIDA		30	4	12%	34
THE MERIDIAN AT BOCA RATON	1	33			34
REDI-MED WALK IN FAMILY CLINIC			34	100%	34
LANDMARK HOSPITAL SOUTHWEST FLORIDA LLC		33	1	3%	34
ANDALUSIA HEALTH		17	17	50%	34
BONITA PHARMACY		33	1	3%	34
POARCH BANC CREEK INDIANS TRIBAL HEALTH DEPARTMENT			34	100%	34
PARAMOUNT WALK-IN CLINIC		1	33	97%	34
ENCOMPASS HEALTH REHABILITATION HOSPITAL OF LARGO		31	3	9%	34
BELVEDERE COMMONS OF SUN CITY CENTER		34			34
PRMG - EAST NAPLES		23	11	32%	34
PALM BEACH ATLANTIC UNIVERSITY		33	1	3%	34
CROSSROADS URGENT CARE		20	14	41%	34
RASHDA ALBIBI M.D. P.A.		31	3	9%	34
CARE CENTERS OF NASSAU, LLC - HENDRICKS RD		34			34
LONG TERM CARE OF GULF BREEZE LLC		30	4	12%	34
TUSCAN GARDENS OF DELRAY BEACH MANAGEMENT COMPANY,		34			34
ST. MARYS MEDICAL CENTER		1	33	97%	34
PHOSPHORUS DIAGNOSTICS		27	6	18%	33
MINUTECLINIC DIAGNOSTIC OF RHODE ISLAND, LLC #1544		32	1	3%	33
GREENRIDGE GROUP HOME	3	11	19	58%	33
AHSE ROP		32	1	3%	33
REGENCY OAKS HEALTH CENTER		31	2	6%	33
CALHOUN COUNTY HEALTH DEPT		13	20	61%	33
ATRIA WILLOW WOOD		32	1	3%	33

COVID-19: testing by laboratory

Data through Feb 12, 2021 verified as of Feb 13, 2021 at 09:25 AM

Data in this report are provisional and subject to change.

The numbers in the table below represent the number of Florida and non-Florida residents for whom test results were received by the Department of Health. A person can be tested by more than one laboratory and can have both positive and negative results. **Therefore, the sum of the numbers in each column will be larger than the total number of people tested.**

Reporting lab	Inconclusive	Negative	Positive	Percent positive	Total
PORT SAINT JOHN FAMILY PRACTICE		21	12	36%	33
Kensington Gardens		33			33
UNIVERSITY HOSPITAL		28	5	15%	33
HARMONY HEALTH OPCO, LLC		15	18	55%	33
WESTWOOD NURSING AND REHABILITATION		28	5	15%	33
LONG ISLAND JEWISH MED CTR		30	3	9%	33
OPTUMCARE SOUTH FLORIDA, LLC		26	7	21%	33
LYSTER ACH FT RUCKER AL		30	3	9%	33
MAINSTREET FAMILY URGENT CARE		1	32	97%	33
FHMG-FLORIDA HOSPITAL MEDICAL GROUP		24	9	27%	33
SOUTHSIDE HOSPITAL NORTHWELL HEALTH LABORATORY		28	5	15%	33
BOND CLINIC		3	30	91%	33
AYERS NURSING AND REHABILITATION CENTER		33			33
THE SPRINGS OF PARC HILL		32	1	3%	33
GRAND VILLA OF DELAND		29	4	12%	33
METRO KNOXVILLE HMA		25	8	24%	33
COMPLETE HOME CARE OF THE PALM BEACHES LLC		31	2	6%	33
SANFORD MOBILE LAB PGA TOUR		32	1	3%	33
PHYSICIAN ASSOCIATES LLC		26	7	21%	33
FLORIDA PEDIATRIC GROUP PA		28	5	15%	33
WAVE CREST HEALTH AND REHABILITATION CENTER		30	2	6%	32
JACKSON HEALTH SYSTEM		1	31	97%	32
NIGHT LITE PEDIATRICS URGENT CARE CENTER			32	100%	32
VETERANS HOME			32	100%	32
Heartland Health Care Center North Sarasota		18	14	44%	32
BENTLEY VILLAGE II		23	9	28%	32
IPSUM DIAGNOSTICS		3	29	91%	32
AESTHETIC ENHANCEMENTS		32			32
TROPICANA MANUFACTURING COMPANY INC		31	1	3%	32
WESTMINSTER ST AUGUSTINE		32			32
ASHTON PLACE	3	25	4	13%	32
VETERAN AFFAIRS MEDICAL CENTER - JAMES J PETERS		30	2	6%	32
EASTERN SHORE URGENT CARE		21	11	34%	32
CDR MAGUIRE - MIAMI BEACH CC MISSION 17388		2	30	94%	32
OPIS COQUINA CENTER		32			32
PECONIC BAY MEDICAL CENTER LABORATORY		24	8	25%	32
VILLAGE ON THE ISLE□		27	5	16%	32
MAKO MEDICAL		17	14	45%	31
FAMILY HEALTH CENTER		18	13	42%	31
BROOKDALE CANOPY OAKS			31	100%	31
CORAL HOUSE ASSISTED LIVING COMMUNITY LLC		31			31
REGENCY PARK ASSISTED LIVING FACILITY		29	2	6%	31
SILVER LAKE PEDIATRICS PA		27	4	13%	31
WASHINGTON COUNTY HEALTH DEPARTMENT		19	12	39%	31
NIGHT LITE PEDIATRIC CENTER		10	21	68%	31
DUVAL PHARMACY		23	8	26%	31
TRADITIONAL HOME CARE INC		30	1	3%	31

COVID-19: testing by laboratory

Data through Feb 12, 2021 verified as of Feb 13, 2021 at 09:25 AM

Data in this report are provisional and subject to change.

The numbers in the table below represent the number of Florida and non-Florida residents for whom test results were received by the Department of Health. A person can be tested by more than one laboratory and can have both positive and negative results. **Therefore, the sum of the numbers in each column will be larger than the total number of people tested.**

Reporting lab	Inconclusive	Negative	Positive	Percent positive	Total
COLLIER ANESTHESIA PAIN LLC		31			31
PANCARE HEALTH - BAY COUNTY - YOUNGSTOWN		27	4	13%	31
Consulate Health Care of Orange Park		27	4	13%	31
IMA MEDICAL CENTER		18	13	42%	31
DISCOVERY COMMONS AT BRADENTON		31			31
BRANDON COMMUNITY HEALTH CENTER		23	8	26%	31
ADVENTHEALTH MEDICAL GROUP FAMILY MEDICINE AT RDV		31			31
CAREHERE LAKE SCHOOLS EMPLOYEE HEALTH CENTER		20	11	35%	31
MINUTECLINIC DIAGNOSTIC OF HAWAII LLC		28	3	10%	31
INTERCOASTAL MEDICAL GROUP			31	100%	31
LabCorp L#09258130 M#09258125		12	19	61%	31
MICHAEL J D'AMBROSE MD PA		29	2	6%	31
AMERICAN ESOTERIC LABORATORIES		15	16	52%	31
ADVENT HEALTH PRIMARY CARE PLUS, WINTER GARDEN		26	4	13%	30
MIDDLETOWN MEDICAL P C		21	9	30%	30
THE TERRACE AT IVY ACRES ALF		11	19	63%	30
BOCA BIOLISTIC REFERENCE LAB			30	100%	30
LAKELAND REGIONAL HEALTH GATEWAY CENTER		7	23	77%	30
CLINCLOUD, LLC			30	100%	30
AMEERAH LABS			30	100%	30
NCHD		16	14	47%	30
FLORIDA DEPARTMENT OF HEALTH IN MONROE COUNTY		26	4	13%	30
ALAN A SMITH MD LLC		29	1	3%	30
PROFESSIONAL PEDIATRICS		28	2	7%	30
KEY WEST MEDICAL CENTER	1	28	1	3%	30
WALK IN MEDICAL URGENT CARE		30			30
HERITAGE WATERSIDE		27	3	10%	30
Okeechobee Health Care Facility		16	14	47%	30
UR CARE FAMILY AND SPORTS MEDICINE			29	100%	29
ADVANCE URGENT CARE CENTER, LLC		1	28	97%	29
COMPREHENSIVE CHILDCARE		23	6	21%	29
EVERLYWELL		16	13	45%	29
DEPT OF VA MED CENTE-WEST PALM BEACH			29	100%	29
SUMTER PEDIATRICS		27	2	7%	29
ALWAYS BEST CARE SENIOR SERVICES		26	3	10%	29
GARDENS HEALTH NH LLC		29			29
COLLIER PHARMACY		24	5	17%	29
MAGNOLIA DIAGNOSTICS, LLC		3	26	90%	29
P4CLINICAL	3	2	24	83%	29
COMMUNITY MEDICAL CARE CENTER INC			29	100%	29
VILLA COURT LLC		29			29
NURSES HELPING HANDS INC ALF		29			29
PANCARE HEALTH - BONIFAY K-8			29	100%	29
COUNTY OF LOS ANGELES			29	100%	29
MINUTE CLINIC LLC #2216		27	2	7%	29
BIGGERS FAMILY MEDICINE PA		28	1	3%	29
SUNTREE INTERNAL MEDICINE		29			29

COVID-19: testing by laboratory

Data through Feb 12, 2021 verified as of Feb 13, 2021 at 09:25 AM

Data in this report are provisional and subject to change.

The numbers in the table below represent the number of Florida and non-Florida residents for whom test results were received by the Department of Health. A person can be tested by more than one laboratory and can have both positive and negative results. **Therefore, the sum of the numbers in each column will be larger than the total number of people tested.**

Reporting lab	Inconclusive	Negative	Positive	Percent positive	Total
MADISON COUNTY MEMORIAL HOSPITAL LABORATORY		14	15	52%	29
VIKOR SCIENTITIC			29	100%	29
NEMOURS CHILDRENS CLINIC		22	7	24%	29
ATRIA SAN PABLO		27	2	7%	29
GRAND AVENUE RX			29	100%	29
UNIV OF ROCHESTER-STRONG MEMORIAL HOSP		28	1	3%	29
PRO HEALTH HARMONY		29			29
PALM GARDEN OF JACKSONVILLE		27	2	7%	29
FAMILY CARE PARTNERS URGENT CARE LLC		23	6	21%	29
UNIVERSITY MEDICAL CTR OF PRINCETON AT		27	2	7%	29
RENAISSANCE SENIOR LIVING	1	28			29
HEALTH FIRST - VIERA HOSPITAL		1	28	97%	29
UNION MEDICAL CARE		29			29
MIAMI CLINICAL RESEARCH CORP			29	100%	29
EASYCARE WALK-IN CLINIC		11	18	62%	29
Cleveland Clinic Laboratories		4	24	86%	28
AHEC CLINIC		2	26	93%	28
ALABAMA CLINICS		15	13	46%	28
MARION PEDIATRICS PA		21	7	25%	28
BROOKDALE PHILLIPPI CREEK			28	100%	28
EDEN AT CRESTVIEW		12	16	57%	28
LIGHTHOUSE PEDIATRICS OF NAPLES		24	4	14%	28
GRACE MEDICAL HOME		20	8	29%	28
AMMON ANALYTICAL LABORATORIES		24	4	14%	28
PORT ST LUCIE HOSPITAL		25	3	11%	28
WARDE MEDICAL LABORATORY		20	8	29%	28
PATHGROUP		6	22	79%	28
MICHAEL A VENAZIO MD		26	2	7%	28
CDC		17	11	39%	28
KEY PRIMARY CARE			28	100%	28
JAMAICA HOSPITAL MEDICAL CENTER		26	2	7%	28
BAY STREET PHARMACY☐		26	2	7%	28
DAVID LAWRENCE CENTER		24	4	14%	28
FLAGLER HOSPITAL INC	2		26	93%	28
STATEN ISLAND UNIVERSITY HOSPITAL-POUCH		28			28
LAKE INTERNAL MEDICINE ASSOCIATES PA		23	5	18%	28
FAMILY CARE PARTNERS		18	10	36%	28
WEINBERG VILLAGE		27	1	4%	28
BARTRAM CROSSING		28			28
ACTIVE SENIOR LIVING		26	2	7%	28
PINELLAS INTERNAL MEDICINE ASSOCIATES	1	26	1	4%	28
LAKELAND NURSING AND REHABILITATION CENTER			28	100%	28
BULLS HEAD URGENT CARE		27	1	4%	28
WELLMED AT NEW TAMPA		22	6	21%	28
LAKE MARY - STIRLING CENTER SUITE 202			28	100%	28
BIG BEND CARES, INC		23	4	15%	27
HEALTHPARK MEDICAL CENTER ABG LAB		26	1	4%	27

COVID-19: testing by laboratory

Data through Feb 12, 2021 verified as of Feb 13, 2021 at 09:25 AM

Data in this report are provisional and subject to change.

The numbers in the table below represent the number of Florida and non-Florida residents for whom test results were received by the Department of Health. A person can be tested by more than one laboratory and can have both positive and negative results. **Therefore, the sum of the numbers in each column will be larger than the total number of people tested.**

Reporting lab	Inconclusive	Negative	Positive	Percent positive	Total
BASSETTI MEDICAL RESEARCH INC		21	6	22%	27
SANTA BARBARA CARE CENTER		17	10	37%	27
LEXINGTON PLACE SENIOR LIVING COMMUNITY		27			27
EXPRESS CARE OF BELLEVIEW		27			27
RIVERHEAD URGENT CARE		26	1	4%	27
DOT DOC SARASOTA		25	2	7%	27
NATIONAL MENTOR HEALTHCARE LLC			27	100%	27
BRADFORD COUNTY HEALTH DEPARTMENT		26	1	4%	27
SPANISH RIVER HIGH SCHOOL ESE		23	4	15%	27
DUVAL COUNTY HEALTH DEPARTMENT		27			27
SOUTHEASTERN OUTPATIENT SURGERY CENTER		26	1	4%	27
LABORATORY ALLIANCE OF CENTRAL NEW YORK		26	1	4%	27
FAST PACE MEDICAL CLINIC		24	3	11%	27
ACCESS 365 URGENT CARE		8	19	70%	27
SUNCOAST LABS			27	100%	27
LAKE CO EMPLOYEE HEALTH AND WELLNESS CENTER		25	2	7%	27
MINUTE CLINIC, LLC DBA MINUTECLINIC #4505		25	2	7%	27
Wiregrass Rehabilitation Center and Nursing Home		26	1	4%	27
BROOKDALE BRANDON	1	26			27
UCLA HEALTHCARE CLINICAL LABS		23	4	15%	27
URGENT CARE CENTER			27	100%	27
ATLAN		23	4	15%	27
HARBORCHASE OF WELLINGTON CROSSING		25	2	7%	27
LAKE PLACID HEALTH AND REHABILITATION			27	100%	27
WIREGRASS CLINIC LLC		21	5	19%	26
MILLENIA ADVANCED SCIENTIFIC LLC			26	100%	26
BROOKDALE SOUTHPPOINT			26	100%	26
NORTH FLORIDA PEDIATRICS - JACKSONVILLE		22	4	15%	26
THE MINIER URGENT CARE		20	6	23%	26
PALMS, THE		26			26
MONCRIEF ARMY HEALTH CLINIC			26	100%	26
CERON PEDIATRICS & INTEGRATIVE MEDICIN		26			26
TGH URGENT CARE - RIVERVIEW			26	100%	26
PALM BEACH COUNTY FIRE RESCUE		24	2	8%	26
ADVANCED URGENT CARE		12	14	54%	26
ATRIA LADY LAKE		26			26
STUART REHABILITATION AND HEALTHCARE		12	14	54%	26
THE TRADITION OF THE PALM BEACHES		25	1	4%	26
OCOEE PEDIATRICS		21	5	19%	26
OAKTREE HEALTHCARE			26	100%	26
WEST BROWARD CARE CENTER		24	2	8%	26
PULMONARY SPECIALISTS OF THE PALM BEACHES		16	10	38%	26
VETERANS AFFAIRS MEDICAL CENTER - NEW YORK HARBOR		25	1	4%	26
COLORADO DEPARTMENT OF HEALTH LABORATORY SERVICES DIVISION			26	100%	26
BODYK		22	4	15%	26
URGENT FAMILY CARE INC		23	3	12%	26
ADVENT HEALTH PARTIN SETTLEMENT HEALTH PARK		18	8	31%	26

COVID-19: testing by laboratory

Data through Feb 12, 2021 verified as of Feb 13, 2021 at 09:25 AM

Data in this report are provisional and subject to change.

The numbers in the table below represent the number of Florida and non-Florida residents for whom test results were received by the Department of Health. A person can be tested by more than one laboratory and can have both positive and negative results. **Therefore, the sum of the numbers in each column will be larger than the total number of people tested.**

Reporting lab	Inconclusive	Negative	Positive	Percent positive	Total
LOOP PEDIATRICS		22	4	15%	26
MONTEFIORE NEW ROCHELLE HOSPITAL		24	2	8%	26
PREMIER URGENT CARE CENTER LLC			26	100%	26
BROWARD HEALTH IMPERIAL POINT NURSING			26	100%	26
LOT HEALTH SERVICES☐	1	25			26
LPG CONVENIENT CARE AT METRO		25	1	4%	26
BAPTIST PRIMARY BLACK CREEK SOUTH			26	100%	26
PERDIDO URGENT CARE		1	25	96%	26
RJ LEE GROUP	1	23	1	4%	25
ST. CLOUD HOSPITAL		20	5	20%	25
DCH REGIONAL MEDICAL CENTER LABORATORY		24	1	4%	25
RAINBOW PEDIATRICS		1	24	96%	25
PINES NURSING HOME		24	1	4%	25
SANITAS		4	21	84%	25
GASTROENTEROLOGY ASSOCIATES OF PENSACOLA PA		22	3	12%	25
HILA BECKERMAN MD LLC	1	23	1	4%	25
OAKMONTE VILLAGE		24	1	4%	25
VASSAR BROTHERS MEDICAL CENTER LABORATORY		24	1	4%	25
WOMENS CARE FLORIDA LABORATORY		25			25
WAKULLA COUNTY HEALTH DEPARTMENT		11	14	56%	25
WEISS PEDIATRIC CARE LLC		16	9	36%	25
TALLAHASSEE DEVELOPMENTAL CENTER☐		24	1	4%	25
LAKES DIALYSIS CENTER INC			25	100%	25
FEDERAL PRISON CAMP PENSACOLA			25	100%	25
CHILDREN'S MEDICAL CENTER			25	100%	25
THE WATERMARK AT VISTAWILLA		25			25
COLONY CARE CENTER		16	9	36%	25
ARCPPOINT LABS OF FORT LAUDERDALE		25			25
FREEDOM SQUARE NURSING CENTER☐		17	8	32%	25
AVOW HOSPICE INC		25			25
SOMA MEDICAL CENTER PA #3			25	100%	25
WESTPAC LABS		1	24	96%	25
Lanier Rehab			25	100%	25
MINUTECLINIC DIAGNOSTIC OF RHODE ISLAND, LLC #212		25			25
GULFSIDE HOSPICE INC		22	3	12%	25
SYNIVERSE WELLNESS CENTER		21	4	16%	25
UNIPATH		18	7	28%	25
M&V SAN JOSE MEDICAL CENTER			25	100%	25
CHILDRENS MEDICAL CENTER			25	100%	25
EAST HILL MEDICAL GROUP		17	8	32%	25
ST PETER'S BENDER LABORATORY		25			25
ADVENT HEALTH - LAKE MARY PEDIATRICS		16	9	36%	25
UNION CHD		22	3	12%	25
SENIOR HEALTH OF WINTER PARK DUNDEE		24			24
RESIDENCE AT BAY VUE		23	1	4%	24
SUNQUEST		3	21	88%	24
MED PLUS FLORENCE		20	4	17%	24

COVID-19: testing by laboratory

Data through Feb 12, 2021 verified as of Feb 13, 2021 at 09:25 AM

Data in this report are provisional and subject to change.

The numbers in the table below represent the number of Florida and non-Florida residents for whom test results were received by the Department of Health. A person can be tested by more than one laboratory and can have both positive and negative results. **Therefore, the sum of the numbers in each column will be larger than the total number of people tested.**

Reporting lab	Inconclusive	Negative	Positive	Percent positive	Total
ADVENTHEALTH MEDICAL GROUP FAMILY MEDICINE		23	1	4%	24
MD BEAUTY LABS, PA		22	2	8%	24
WESTMINSTER WOODS ON JULINGTON CREEK		22	2	8%	24
FAMILY AND INTERNAL MEDICINE AT AVALON PARK		21	3	13%	24
ST JOSEPHS CHILDRENS OUTREACH			24	100%	24
VILLAGES REHABILITATION AND NURSING CENTER		24			24
JOSEF SCHENKER MD PC		24			24
MINUTECLINIC DIAGNOSTIC OF SOUTH CAROL		22	2	8%	24
CENTRAL FLORIDA HEALTH CARE INC WAUCHULA SITE 2		17	7	29%	24
WELLNOW URGENT CARE		23	1	4%	24
THE LODGE AND REHABILITATION CENTER		9	15	63%	24
HERITAGE OAKS ASSISTED LIVING & MEMORY CARE		20	4	17%	24
EPIC REFERENCE LABS INC			24	100%	24
ORANGE PEDIATRICS			24	100%	24
PHYSICIANS PRIMARY CARE OF SW FLORIDA PL		24			24
THE CHAPPEL GROUP RESEARCH		24			24
HEALTH MED CENTERS		24			24
THE COMMONWEALTH OF MASSACHUSETTS			24	100%	24
MADISON COUNTY MEMORIAL HOSP		12	12	50%	24
LABORATORY DYNAMICS		20	4	17%	24
TARPON BAYOU CENTER			24	100%	24
Bon Secours Maria Manor		19	5	21%	24
MARYLAND DEPARTMENT OF HEALTH			24	100%	24
STEWART MELBOURNE HOSPITAL			24	100%	24
RESIDENTIAL PLAZA AT BLUE LAGOON INC		21	3	13%	24
ABL MEDICAL CARE LLC			24	100%	24
ATRIA AT ST JOSEPHS		24			24
MADWAR		19	5	21%	24
HENNEPIN COUNTY MEDICAL CENTER (HCMC)		13	11	46%	24
FLORIDA ATLANTIC UNIVERSITY		21	3	13%	24
COURTYARDS OF ORLANDO		24			24
AIR, LAND & SEA PHYSICALS & CONSULTATIONS, LLC		23	1	4%	24
AMELIA ASSISTED LIVING FACILITY		24			24
MINUTE CLINIC DIAGNOSTIC OF SC, LLC #75		23	1	4%	24
PRIME CARE ONE LLC/HARBORCHASE OF VENICE			24	100%	24
AVENTIS BIO-SERVICES CTL		24			24
WUESTHOFF MEDICAL CENTER-MELBOURNE			23	100%	23
BROOKDALE UNIVERSITY HOSPITAL		22	1	4%	23
MIGUEL E TREVINO MD PA		19	4	17%	23
STATE LAB		2	21	91%	23
EP MEDICAL EQUIPMENT PHARMACY		21	2	9%	23
NEW JERSEY		22	1	4%	23
SARASOTA MEMORIAL NURSING & REHABILITATION CTR		23			23
ISLAMORADA VILLAGE OF ISLANDS FIRE RESCUE		22	1	4%	23
APOLLO HEALTH & REHABILITATION		17	6	26%	23
COASTAL SKIN SURGERY AND DERMATOLOGY		16	7	30%	23
UNIVERSITY HILLS HEALTH AND REHABILITATION CENTER		18	5	22%	23

COVID-19: testing by laboratory

Data through Feb 12, 2021 verified as of Feb 13, 2021 at 09:25 AM

Data in this report are provisional and subject to change.

The numbers in the table below represent the number of Florida and non-Florida residents for whom test results were received by the Department of Health. A person can be tested by more than one laboratory and can have both positive and negative results. **Therefore, the sum of the numbers in each column will be larger than the total number of people tested.**

Reporting lab	Inconclusive	Negative	Positive	Percent positive	Total
MINUTECLINIC DIAGNOSTIC OF MICHIGAN		21	2	9%	23
PHYSICIANS STAT		3	20	87%	23
COLORADO DEPARTMENT OF PUBLIC HEALTH AND ENVIRONMENT			23	100%	23
NOBLE SENIOR LIVING		3	20	87%	23
GOOD SAMARITAN HOSPITAL LABORATORY		20	3	13%	23
ISLAND COAST PEDIATRICS PA		22	1	4%	23
UF HEALTH NORTH JACKSONVILLE			23	100%	23
WOODHOUSE INC		17	6	26%	23
EGL GENETIC DIAGNOSTICS		1	22	96%	23
FORT CAROLINE GARDENS, INC		21	2	9%	23
PARK WEST MEDICAL CENTER		22	1	4%	23
Summit Medical Group Westfield Lab		20	3	13%	23
BROOKWOOD BAPTIST MEDICAL CENTER		22	1	4%	23
CHIPOLA MEDICAL ASSOCIATES		4	19	83%	23
SUNSHINE ASSISTED LIVING		23			23
FINLAY C. LABORATORY		3	20	87%	23
SUMMIT MEDICAL GROUP - 75 E NORTHFIELD		21	2	9%	23
PINELLAS 1 HOME HEALTH CARE CORP		23			23
CARENOW - DOWNTOWN NORTH GULCH		22			22
ENGLEWOOD HOSPITAL AND MEDICAL CENTER		17	5	23%	22
EBEIDS MD PEDIATRICS		19	3	14%	22
ROADS PEDIATRICS,LLC		20	2	9%	22
STEWARD MEDICAL GROUP INC			22	100%	22
ST VINCENTS PRIMARY CARE		18	4	18%	22
SEAGRASS VILLAGE			22	100%	22
FLORIDA PEDIATRICS		6	16	73%	22
MINUTECLINIC DIAGNOSTIC OF NORTH CAROLINA		22			22
TEN HEALTHCARE		6	16	73%	22
GROWING TOGETHER PEDIATRICS, LLC		18	4	18%	22
DIACARTA INC.		22			22
LAKEVIEW HEALTH CARE SYSTEMS		8	14	64%	22
PALMETTO PEDIATRICS			22	100%	22
FIRST CHOICE PEDIATRICS LOOP		20	2	9%	22
ADVENT HEALTH EXPRESS		9	13	59%	22
HUNT CLUB PEDIATRIC ASSOCIATES LLC		19	3	14%	22
LAKE COUNTY SCHOOLS EMPLOYEE HEALTH CENTER		15	7	32%	22
NOVANT HEALTH		16	6	27%	22
APOLLO SURGERY CENTER		20	2	9%	22
ELAN SPANISH SPRINGS		4	18	82%	22
MINUTECLINIC, LLC		18	4	18%	22
ROCKLEDEGE REGIONAL MEDICAL CENTER		17	5	23%	22
URGENT CARE USA			22	100%	22
GRAND LIVING AT LAKEWOOD RANCH		22			22
THORNBURG PEDIATRICS		21	1	5%	22
KRYSTAL BAY NURSING AND REHABILITATION		18	4	18%	22
CANTON-POTSDAM HOSPITAL LABORATORY		22			22
CARILLON SPORTS AND FAMILY MEDICINE		18	4	18%	22

COVID-19: testing by laboratory

Data through Feb 12, 2021 verified as of Feb 13, 2021 at 09:25 AM

Data in this report are provisional and subject to change.

The numbers in the table below represent the number of Florida and non-Florida residents for whom test results were received by the Department of Health. A person can be tested by more than one laboratory and can have both positive and negative results. **Therefore, the sum of the numbers in each column will be larger than the total number of people tested.**

Reporting lab	Inconclusive	Negative	Positive	Percent positive	Total
MAYO CLINIC JACKSONVILLE		1	21	95%	22
MID FLORIDA PATHOLOGY LLC		21	1	5%	22
SOUTHCOR LABORATORY		2	20	91%	22
UNIV OF NORTH ALABAMA HEALTH CENTER		21	1	5%	22
FLORIDA HOSPITAL LABS		12	10	45%	22
MOBILE DIVISION LABORATORY		7	15	68%	22
PULSE MEDICAL GROUP INC			22	100%	22
FLORIDA ENDOSCOPY & SURGERY CTR LLC		21			21
PREMIUM HEALTH SERVICES OF TAMPA BAY LLC		11	10	48%	21
LONG BEACH URGENT CARE		21			21
LIFE CARE CENTER OF JACKSONVILLE			21	100%	21
FORT SANDERS REGIONAL LABORATORY		21			21
CENTER ONE SURGERY CENTER		17	4	19%	21
MINUTECLINIC, LLC #08366		16	5	24%	21
MARTHA'S HOUSE & ASSISTED LIVING FACILITY		21			21
D W MCMILLAN MEMORIAL HOSPITAL		11	10	48%	21
ROCKLEDGE FAMILY HEALTH			21	100%	21
GREEN GABLES ASSISTED LIVING FACILITY		21			21
DALE MEDICAL CENTER		16	5	24%	21
COASTAL COMPLETE CARE		11	10	48%	21
INTERNATIONAL MEDICAL LABORATORY INC		21			21
VIRTUA		17	4	19%	21
NAPHCARE, INC.		11	10	48%	21
HUNTINGTON STATION URGENT CARE		20	1	5%	21
PALMS MEDICAL GROUP - LAKE CITY WEST		3	18	86%	21
ARCPOINT LABS OF WEST PALM BEACH			21	100%	21
GLEN COVE HOSPITAL		21			21
PHYSICIANS CARE		18	3	14%	21
NORTH PINELLAS CHILDRENS MEDICAL CENTER			21	100%	21
UPMC CHAUTAUQUA AT WCA LABORATORY		20	1	5%	21
MIRIMUS CLINICAL LABS		10	11	52%	21
MD NOW MEDICAL CENTERS INC		1	20	95%	21
CLEARWATER EMPLOYEE HEALTH CLINIC		7	14	67%	21
CLINICAL PATHOLOGY LABORATORIES SOUTHEAST			21	100%	21
OLIVE BRANCH HEALTH AND REHABILITATION CENTER			21	100%	21
TIFFANY LAKE CARE CENTERS INC		21			21
ASSISTED LIVING OF BROWARD		21			21
SOUTH CAROLINA DEPT OF HEALTH AND ENVIRONMENT CONTROL		2	19	90%	21
MORNINGSIDE MANOR & VILLA ADULT CARE C		21			21
CONNECTDX		6	15	71%	21
Gulf Shore Care Center		17	4	19%	21
BUREAU OF PUBLIC HEALTH	1	2	18	86%	21
ADVENTHEALTH MEDICAL GROUP FAMILY & INTERNAL		9	12	57%	21
CARESPOT		1	20	95%	21
CVS MINUTE CLINIC DIAGNOSTIC OF NORTH CAROL		15	6	29%	21
ARDEN COURTS OF WINTER SPRINGS		18	3	14%	21
JUPITER MEDICAL CENTER PHYSICIANS GROUP, INC		19	2	10%	21

COVID-19: testing by laboratory

Data through Feb 12, 2021 verified as of Feb 13, 2021 at 09:25 AM

Data in this report are provisional and subject to change.

The numbers in the table below represent the number of Florida and non-Florida residents for whom test results were received by the Department of Health. A person can be tested by more than one laboratory and can have both positive and negative results. **Therefore, the sum of the numbers in each column will be larger than the total number of people tested.**

Reporting lab	Inconclusive	Negative	Positive	Percent positive	Total
ST JUDE CHILDRENS RESEARCH HOSPITAL		21			21
HALIFAX HEALTH URGENT CARE		3	17	85%	20
REDITUS LABORATORIES			20	100%	20
CAPE CORAL HOSPITAL ABG LABORATORY		10	10	50%	20
GERALD J KIVETT MD		18	2	10%	20
Clearwater Center		9	11	55%	20
HOLLISMED LLC		19	1	5%	20
CONSOLIDATED LAB SERVICES		10	10	50%	20
SOUTH FLORIDA DIALYSIS CENTER		8	12	60%	20
SOUTH CAROLINA DEPARTMENT OF HEALTH			20	100%	20
VICK STREET MANOR		20			20
MINUTE CLINIC DIAGNOSTIC OF VIRGINIA		16	4	20%	20
PONCE PLAZA NURSING & REHAB CENTER		4	16	80%	20
LONG ISLAND UNIVERSITY - POST CAMPUS		20			20
KIVA AT CANTERBURY, LLC		20			20
TGH MEDICAL GROUP LABORATORY CARROLLWOOD			20	100%	20
ROSLYN URGENT CARE		20			20
BETHESDA HEALTH PHYSICIAN GROUP INC			20	100%	20
LAKE WORTH MANOR		19	1	5%	20
NASSAU COUNTY JAIL		19	1	5%	20
ISLAND LAKE CENTER		4	16	80%	20
MEDICAL EXPRESS CORP		18	2	10%	20
ADVENT HEALTH MEDICAL GROUP- FAMILY MEDICINE AT DR. PHILIPS		15	5	25%	20
BROOKDALE MANDARIN CENTRAL		7	13	65%	20
JEFFERSON K-12, A SOMERSET SCHOOL- CLINIC		17	3	15%	20
HEALTHY MINORS, LLC.		20			20
CARESPOT OF NOCATEE		1	19	95%	20
MAGNOLIA PEDIATRICS		2	18	90%	20
HENDRY REGIONAL CORPORATE HEALTH			20	100%	20
ESTATES MEDICAL CENTER		12	8	40%	20
HOWARD BEACH URGENT CARE		20			20
CL BRUMBACK PRIMARY CARE CLINIC LANTANA		2	18	90%	20
SHORE MEMORIAL HOSPITAL		17	3	15%	20
BEST MEDICAL CENTER		11	9	45%	20
ERIC C MARSHAL MD, PC DBA MINUTECLINIC		19	1	5%	20
RAINBOW PEDIATRIC CENTER		2	18	90%	20
UAH STUDENT HEALTH CENTER		13	7	35%	20
CIGNA PBSO WEST PALM			20	100%	20
HARBOUR ISLAND PEDIATRICS		12	8	40%	20
BAY PEDIATRICS PA		18	2	10%	20
PROFESSIONAL PARK PEDIATRICS PA			20	100%	20
POINT OF CARE CLINICS PRIMARY CARE		20			20
ROBERT H JENKINS JR VETERANS' DOMICILIARY HOME OF		17	3	15%	20
SENIOR LIVING IV SUN CITY LLC		14	6	30%	20
ESOTERIX GENETIC LABORATORIES		16	3	16%	19
LOVING CARE OF THE TREASURE COAST LLC	1	13	5	26%	19
WELLMED AT LAKE COPELAND		13	6	32%	19

COVID-19: testing by laboratory

Data through Feb 12, 2021 verified as of Feb 13, 2021 at 09:25 AM

Data in this report are provisional and subject to change.

The numbers in the table below represent the number of Florida and non-Florida residents for whom test results were received by the Department of Health. A person can be tested by more than one laboratory and can have both positive and negative results. **Therefore, the sum of the numbers in each column will be larger than the total number of people tested.**

Reporting lab	Inconclusive	Negative	Positive	Percent positive	Total
GRAND VILLA OF ST. PETERSBURG		17	2	11%	19
BITTINGS APOTHECARY INC		15	4	21%	19
GOOD SAMARITAN SOCIETY OF DAYTONA		16	3	16%	19
NEWYORK-PRESBYTERIAN/ LAWRENCE HOSPITAL LABORATORY		17	2	11%	19
FLORIDA COMMUNITY HEALTH CENTER OF ST. LUCIE		1	18	95%	19
ROWLETT MIDDLE ACADEMY		17	2	11%	19
OHIO CVS STORES, LLC DBA		17	2	11%	19
Salerno Bay Health & Rehabilitation Center		13	6	32%	19
NO NAME		8	11	58%	19
ASURANCE SCIENTIFIC LABORATORIES		19			19
SEVEN RIVERS REGIONAL MEDICAL CENTER		5	14	74%	19
SONATA BOYNTON BEACH		17	2	11%	19
MARATHON HEALTH FOR LIFE		16	3	16%	19
REGENCY SQUARE MALL - SEARS		3	16	84%	19
LAB INTERMARKET FACILITY LAB		1	18	95%	19
TEXAS DEPARTMENT OF STATE HEALTH SERVICES		3	16	84%	19
MORRIS PARK URGENT CARE		16	3	16%	19
NANO HEALTH ASSOCIATES LLC		19			19
ROCKLAND URGENT CARE FAMILY HEALTH NP		19			19
PRIMECARE OF DOTHAN-DALEVILLE CLINIC		14	5	26%	19
COOPER HEALTHCARE		19			19
MED HEALTH SERVICES		18	1	5%	19
NEW YORK PRESBYTERIAN - ALLEN HOSPITAL		19			19
CORRECTIONAL MEDICAL GROUP		14	5	26%	19
SOLE HEALTH LLC		19			19
JUPITER MEDICAL CENTER			19	100%	19
HOLIDAY MEDICAL ASSOCIATES		1	18	95%	19
BAYVIEW MEDICAL		19			19
MEDEXPRESS - BLOOMIN BRANDS		4	15	79%	19
ALAN SERURE MD		19			19
MONROE COUNTY DETENTION CENTER			19	100%	19
JACKSON NORTH MEDICAL CENTER		2	17	89%	19
MEDEXPRESS URGENT CARE - BLOOMINGTON		16	3	16%	19
CLERMONT ADVENTHEALTH CENTRA CARE		1	18	95%	19
ALL PEDIATRIC CARE			19	100%	19
MICHELLE S PAGE MD PA		18	1	5%	19
ST VINCENT'S EAST		17	2	11%	19
TOTAL ACCESS URGENT CARE			19	100%	19
WINSHIPS PHARMACY INC		19			19
ROYAL PALM MEDICAL GROUP, INC		19			19
INTEGRATED REGIONAL LABORATORIES - LARGO			19	100%	19
BRIDGEWAY HEALTH CLINICS INC			19	100%	19
Sovereign Laboratory Services, LLC		17	2	11%	19
ASTORIA HEALTH AND REHABILITATION CENTER		18	1	5%	19
GUIDEWELL EMERGENCY MEDICINE DOCTORS LLC		4	15	79%	19
STONE WASH CLINICAL LABORATORIES		2	17	89%	19
BAPTIST HEALTH URGENT CARE AT WEST BOCA		18			18

COVID-19: testing by laboratory

Data through Feb 12, 2021 verified as of Feb 13, 2021 at 09:25 AM

Data in this report are provisional and subject to change.

The numbers in the table below represent the number of Florida and non-Florida residents for whom test results were received by the Department of Health. A person can be tested by more than one laboratory and can have both positive and negative results. **Therefore, the sum of the numbers in each column will be larger than the total number of people tested.**

Reporting lab	Inconclusive	Negative	Positive	Percent positive	Total
ENCOMPASS HEALTH REHABILITATION HOSPITAL OF SARASOTA		18			18
UTAH DEPARTMENT OF HEALTH			18	100%	18
SPRINGWOOD COURT		13	5	28%	18
ADIRONDACK MEDICAL CENTER		18			18
JOSEPH SCHENKER MD PC DBA CENTERS URGENT		16	2	11%	18
TENNESSEE DEPARTMENT OF HEALTH		14	4	22%	18
OSCEOLA ALF OPERATOR, LLC DBA□		18			18
TOTAL RENAL LABORATORIES INC		13	5	28%	18
UM MILLER SCHOOL OF MEDICINE			18	100%	18
SOUTH NASSAU COMMUNITIES HOSPITAL		14	4	22%	18
JUST FOR KIDS PEDIATRICS		5	13	72%	18
MARQUES PEDIATRICS			18	100%	18
COASTAL FAMILY PRACTICE		10	8	44%	18
AURORA DIAGNOSTICS		6	12	67%	18
CENTRAL FLORIDA PEDIATRIC URGENT CARE LLC		16	2	11%	18
MINIMALLY INVASIVE VASCULAR INC		16	2	11%	18
HUNT CLUB MEDICAL		13	5	28%	18
XPRESS WELLNESS URGENT CARE			18	100%	18
WALGREEN EASTERN CO, INC		18			18
COMMONWEALTH OF MASSACHUSETTS			18	100%	18
MADISON CORE LABORATORIES		17	1	6%	18
WALGREENS COVID-19		14	4	22%	18
CARDIOLOGY AND MEDICINE ASSOCIATES INC		18			18
GENTIVA HEALTH SERVICES		16	2	11%	18
MOORINGS PARK OAKSTONE AT GREY OAKS		17	1	6%	18
GENERAL INTERNAL MEDICINE MEDICAL CTR CLINIC		13	5	28%	18
TIMBERLANE LODGE ALF	1	10	7	39%	18
MCWHORTER SCHOOL OF PHARMACY		18			18
PEDIATRIC SERVICES AND BREATHING CENTER PA		13	5	28%	18
ST. JUDES LABORATORIES		12	6	33%	18
FAMILY CARE CYPRESS CREEK		1	17	94%	18
BOZEMAN HEALTH DEACONESS HOSPITAL		13	5	28%	18
CENTERPLACE HEALTH		2	16	89%	18
CITRUS CARE CLINIC			18	100%	18
DEPT OF VA MEDICAL CENTER - BAY PINES			18	100%	18
ST JOSEPHS HOSPITAL SOUTH HOSPITAL			18	100%	18
Wesley Place on Honeysuckle		16	2	11%	18
MINUTECLINIC DIAGNOSTIC OF RHODE ISLAND, LLC #590		17	1	6%	18
ODYSSEY HEALTHCARE OF MARION COUNTY, LLC		17	1	6%	18
MARION COUNTY HEALTH DEPARTMENT		17	1	6%	18
WELLMED AT PLANT CITY		10	8	44%	18
MINUTECLINIC DIAGNOSTIC PA		16	2	11%	18
HARTFORD HOSPITAL ANCILLARY LAB		17	1	6%	18
TPCA CLINICAL LABORATORIES		15	3	17%	18
KIVA AT CANTERBURY		1	17	94%	18
WELLINGTON FAMILY PRACTICE		13	4	24%	17
MARCO DRUGS AND COMPOUNDING		13	4	24%	17

COVID-19: testing by laboratory

Data through Feb 12, 2021 verified as of Feb 13, 2021 at 09:25 AM

Data in this report are provisional and subject to change.

The numbers in the table below represent the number of Florida and non-Florida residents for whom test results were received by the Department of Health. A person can be tested by more than one laboratory and can have both positive and negative results. **Therefore, the sum of the numbers in each column will be larger than the total number of people tested.**

Reporting lab	Inconclusive	Negative	Positive	Percent positive	Total
BAYFRONT HMA CONVENIENT CARE, LLC		2	15	88%	17
CRESTVIEW IMMEDIATE CARE LL			17	100%	17
TREASURE COAST PEDIATRICS PA		14	3	18%	17
URGENT CARE WEST CLINIC		14	3	18%	17
TENDER CARE ALF		17			17
ASCENSION ST VINCENT'S PRIMARY CARE			17	100%	17
BAYCARE HEALTH SYSTEMS, LLC			17	100%	17
VALLEY IMMEDIATE CARE		15	2	12%	17
DIEGO FALLON MD PA		6	11	65%	17
OCALA OAKS REHABILITATION CENTER		12	5	29%	17
CARENOW URGENT CARE-BRENTWOOD		11	6	35%	17
GUARDANT HEALTH		12	5	29%	17
HEALTHCARE NOW			17	100%	17
BARTON FAMILY PRACTICE		8	9	53%	17
URGENT CARE AT LONGWOOD			17	100%	17
THE CANOPY AT HARPER LAKE	1		16	94%	17
UVMCM MICROBIOLOGY		16	1	6%	17
NEW YORK METHODIST HOSPITAL		13	4	24%	17
MEADOWCREST FAMILY PHYSICIANS PA			17	100%	17
OCEANSIDE URGENT CARE		17			17
BIOREFERENCE LABORATORIES INC		3	14	82%	17
TOTTENVILLE CIRCLE URGENT CARE		17			17
PARRISH HEALTH CENTER		14	3	18%	17
ORLANDO FAMILY MEDICINE		7	10	59%	17
GRAND VILLA OF ALTAMONTE SPRINGS		10	7	41%	17
COAST MED URGENT CARE		16	1	6%	17
RESOLVE MOLECULAR DIAGNOSTICS		13	4	24%	17
BROOKDALE ST AUGUSTINE			17	100%	17
BAYCARE MEDICAL GROUP INC			17	100%	17
MD PLUS URGENT CARE, LLC			17	100%	17
ROSS MEDICAL GROUP			17	100%	17
FUNGAL REFERENCE LABORATORY		12	5	29%	17
SUNSHINE PEDIATRICS OF CENTRAL FLORIDA PL		15	2	12%	17
BHA CENTRAL COUNTY CLINIC		1	16	94%	17
DIXIE COUNTY HEALTH DEPARTMENT		11	6	35%	17
BAY BREEZE HEALTH AND REHABILITATION CENTER		9	8	47%	17
WINTER PARK FAMILY PRACTICE LLC		17			17
Z UROLOGY		17			17
JESSIE TRICE COMMUNITY HEALTH SYSTEM, INC		1	16	94%	17
HELIX DIAGNOSTICS			17	100%	17
INN AT LAKE SEMINOLE SQUARE, THE		17			17
ST ELIZABETH MEDICAL CENTER LABORATORY		16	1	6%	17
CRUCIAL CARE		10	6	38%	16
OKEECHOBEE HEALTHCARE FACILITY			16	100%	16
NOVANT HEALTH GOHEALTH URGENT CARE-HARRISBURG		8	8	50%	16
COLLIER COUNTY JAIL		16			16
XERA MED RESEARCH			16	100%	16

COVID-19: testing by laboratory

Data through Feb 12, 2021 verified as of Feb 13, 2021 at 09:25 AM

Data in this report are provisional and subject to change.

The numbers in the table below represent the number of Florida and non-Florida residents for whom test results were received by the Department of Health. A person can be tested by more than one laboratory and can have both positive and negative results. **Therefore, the sum of the numbers in each column will be larger than the total number of people tested.**

Reporting lab	Inconclusive	Negative	Positive	Percent positive	Total
MIRIMUS INC		1	15	94%	16
FAST TRACK URGENT CARE CENTER - TYRONE			16	100%	16
CAREHERE- LCS LEESBURG			16	100%	16
MEDICINE AT LONGWOOD		16			16
MINUTE CLINIC DIAGNOSTIC OF NEW JERSEY		16			16
SRMC AVALON		9	7	44%	16
INTERNAL MEDICINE ASSOCIATES & SPECIALTIES INC		15	1	6%	16
HEALTH CENTRAL HOSPITAL			16	100%	16
GLEN OAKS URGENT CARE		15	1	6%	16
REGENEXX TAMPA BAY		14	2	13%	16
Citymd Of Lacey		14	2	13%	16
DARDEN WELLNESS CENTER		13	3	19%	16
FLUSHING HOSPITAL MEDICAL CENTER		13	3	19%	16
SHELBY BAPTIST MEDICAL CENTER		11	5	31%	16
CLEVELAND CLINIC FLORIDA		1	15	94%	16
PROMEDICA LABORATORIES		11	5	31%	16
BONIFAY NURSING AND REHABILITATION CENTER			16	100%	16
JOSEPH MIGNOGNA		13	3	19%	16
ADVENT HEALTH - ZEPHYRHILLS			16	100%	16
MEDEXPRESS URGENT CARE LEWISBURG		15	1	6%	16
MILLENNIUM PHYSICIAN GRP LLC NAPLES PINE RIDGE			16	100%	16
ALBIBI		1	15	94%	16
MASSACHUSETTS GENERAL HOSPITAL		1	15	94%	16
MINUTECLINIC DIAGNOSTIC OF NORTH CAROLINA PC		14	2	13%	16
MINUTECLINIC DIAGNOSTIC OF LOUISIANA		15	1	6%	16
PRO HEALTH FAMILY PHYSICIANS, NYSTROM		16			16
49D2045214PHYSICIAN OFFICE WAIVER MEDEXPRESS URGENT CARE - HARRISONBU		7	9	56%	16
ST AUGUSTINE PLANTATION		1	15	94%	16
CLEVELAND CLINIC			16	100%	16
TRINITY MEDICAL ASSOCIATES LLC			16	100%	16
STARLING AT NOCATEE			16	100%	16
URGENT CARE CLINIC OF LINCOLN		14	2	13%	16
MINUTECLINIC DIAGNOSTIC OF ILLINOIS L		14	2	13%	16
ST CATHERINE OF SIENA HOSPITAL		14	2	13%	16
KESHAV RX LLC		13	3	19%	16
MAITLAND PRIMARY CARE		9	7	44%	16
SANFORD PEDIATRIC ASSOCIATES, PA		14	2	13%	16
PANAMA CITY VITAS HOSPICE		16			16
CARE HERE		1	15	94%	16
ALL FLORIDA FAMILY & SPORTS MEDICINE		15	1	6%	16
Lab MSMC Hialeah			16	100%	16
REHAB AND HEALTHCARE CENTER OF CAPE CORAL		16			16
FLORIDA HOSPITAL WINTER GARDEN		14	2	13%	16
NORTHWEST FLORIDA SLEEP		1	15	94%	16
STATEN ISLAND UNIVERSITY HOSPITAL		15	1	6%	16
MINUTECLINIC DIAGNOSTIC MEDICAL GROUP		15	1	6%	16
MINUTECLINIC DIAGNOSTIC OF PENNSYLVANI		16			16

COVID-19: testing by laboratory

Data through Feb 12, 2021 verified as of Feb 13, 2021 at 09:25 AM

Data in this report are provisional and subject to change.

The numbers in the table below represent the number of Florida and non-Florida residents for whom test results were received by the Department of Health. A person can be tested by more than one laboratory and can have both positive and negative results. **Therefore, the sum of the numbers in each column will be larger than the total number of people tested.**

Reporting lab	Inconclusive	Negative	Positive	Percent positive	Total
CHARLOTTE CHD PORT CHARLOTTE		13	3	19%	16
CARESPOT EXPRESS HEALTHCARE			16	100%	16
ROBERT WOOD JOHNSON UNIVERSITY HOSP		14	2	13%	16
AJU GEORGE MD PA			15	100%	15
TMH FSU RAPID LABORATORY		2	13	87%	15
Floral Health and Rehabilitation, LLC		14	1	7%	15
ADVENT HEALTH - KISSIMMEE		5	10	67%	15
MILTON 4707		15			15
ORLANDO HEALTH		2	13	87%	15
Astoria Health and Rehab		15			15
TELEVISIT MALABAR PEDIATRICS		5	10	67%	15
AUBURN COMMUNITY HOSPITAL		13	2	13%	15
DIATHERIX		13	2	13%	15
BAYCARE MEDICAL GROUP INC			15	100%	15
ABSOLUTE HEALTH INTERNAL MEDICINE AND PEDIATRICS		12	3	20%	15
COLLEGE POINT URGENT CARE		13	2	13%	15
URGENT TEAM		12	3	20%	15
BAPTIST MEDICAL CENTER EAST		11	4	27%	15
CORE LABORATORY		1	14	93%	15
MULBERRY'S MOBILE PROVIDER SERVICES LLC		1	14	93%	15
BOCA SIMON LAB		1	14	93%	15
ADVENTHEALTH MEDICAL GROUP PULMONOLOGY		13	2	13%	15
AMERICAN HEALTH ASSOCIATES INC		1	14	93%	15
BAYLOR GENETICS		6	9	60%	15
AR ANESTHESIA LLC		14	1	7%	15
JOSEF SCHENKER MD PC DBA CENTERS URGENT		14	1	7%	15
HODGES CLUSTER		2	13	87%	15
PASSPORT HEALTH ORLANDO		15			15
ST ANTHONYS PRIMARY CARE LLC/JACKSON STREET			15	100%	15
BESSENT ROAD GROUP HOME		15			15
FLORIDA DEPARTMENT OF HEALTH IN HILLSBOROUGH COUNTY		1	14	93%	15
SINAI HOSPITAL OF BALTIMORE		15			15
PATHLINE			15	100%	15
WALK IN URGENT CARE			15	100%	15
MEADOWCREST MOLECULAR DIAGNOSTICS, LLC			15	100%	15
OCEAN REEF MEDICAL CENTER, LLC			15	100%	15
EXPRESS FAMILY CARE LLC			15	100%	15
HOLLEY-NAVARRE MEDICAL CLINIC		5	10	67%	15
MINUTECLINIC, LLC, DBA MINUTECLINIC #5		12	3	20%	15
ENCOMPASS HEALTH REHABILITATION HOSPITAL OF PANAMA CITY		10	5	33%	15
FAMILY CARE CENTER OF ARLINGTON		10	5	33%	15
EAR NOSE & THROAT ASSOCIATES OF MANATEE PA		15			15
BVL PEDIATRICS		14	1	7%	15
MINUTECLINIC MINUTECLINIC #8746		14	1	7%	15
EASTLAKE PEDIATRICS - TRINITY		15			15
MINUTECLINIC DIAGNOSTIC OF TN PC #378		14	1	7%	15
ST LUCIE COUNTY JAIL		9	6	40%	15

COVID-19: testing by laboratory

Data through Feb 12, 2021 verified as of Feb 13, 2021 at 09:25 AM

Data in this report are provisional and subject to change.

The numbers in the table below represent the number of Florida and non-Florida residents for whom test results were received by the Department of Health. A person can be tested by more than one laboratory and can have both positive and negative results. **Therefore, the sum of the numbers in each column will be larger than the total number of people tested.**

Reporting lab	Inconclusive	Negative	Positive	Percent positive	Total
COMMUNITY HEALTH OF SOUTH FLORIDA			15	100%	15
BLOUNT MEMORIAL HOSPITAL		13	2	13%	15
MEDEXPRESS URGENT CARE, MOON TOWNSHIP		14	1	7%	15
COMMUNITY HEALTH OF SOUTH FLORIDA INC			15	100%	15
PRATTVILLE BAPTIST HOSPITAL		12	3	20%	15
BAPTIST MEMORIAL HEALTH CARE		13	2	13%	15
MINUTECLINIC DIAGNOSTICS MEDICAL GROUP		14	1	7%	15
AESTHETIC SURGERY CENTER OF WINTER PARK, THE		13	1	7%	14
DAVITA DIALYSIS		4	10	71%	14
TALLAHASSEE PRIMARY CARE ASSOCIATES PA		12	2	14%	14
GRACE WELLNESS CENTER		3	11	79%	14
FAMILY CARE			14	100%	14
HEALTHFIRST ADVENT HEALTH CENTRA CARE COCOA BEACH			14	100%	14
SANDALWOOD NURSING CENTER		14			14
MI CASA DORADA ASSISTED LIVING FACILIT		14			14
SIDDH INC DBA SAN CARLOS PHARMACY		12	2	14%	14
LAKEWOOD RANCH MEDICAL CENTER CLINICAL LAB			14	100%	14
NORTHWESTERN MEMORIAL HOSPITAL			14	100%	14
SOUTHEASTERN LABORATORY			14	100%	14
RIVERSIDE COTTAGES AT THE SHORES, LLC			14	100%	14
BENTLEY CARE CENTER		14			14
EPIPHANY HEALTH		8	6	43%	14
BREVARD HEALTH ALLIANCE INC, THE		9	5	36%	14
Conway Lakes Health and Rehabilitation Center		14			14
Terrace of Jacksonville			14	100%	14
BENTON HOUSE OF PORT ORANGE		8	6	43%	14
Consulate Health Care of Jacksonville			14	100%	14
CALLAWAY CLINIC		9	5	36%	14
ENT AND ALLERGY ASSOCIATES OF FLORIDA LLC		13	1	7%	14
VIERA FAMILY MEDICINE AND WELLNESS		10	4	29%	14
OPIS ISLAND LAKE CENTER		13	1	7%	14
Belleair Healthcare Center		8	6	43%	14
OPTIONS FOR SENIORS INC DBA PALM KREST MANOR		12	2	14%	14
SONORAN DESERT PATHOLOGY ASSOCIATES			14	100%	14
SOUTHEASTERN UNIVERSITY INC		14			14
PALM BEACH GARDENS MEDICAL CENTER			14	100%	14
NORTHWEST FLORIDA ENT, PA		5	9	64%	14
UC HEALTH UNIVERSITY HOSPITAL		11	3	21%	14
ARDEN COURTS OF PALM HARBOR			14	100%	14
SIGMUND LABS LLC		14			14
POLK CHD BARTOW		13	1	7%	14
CUSTEAD CARE CENTER HAVEN HOSPICE		12	2	14%	14
ST JOSEPH HOSPITAL		13	1	7%	14
COMMUNITY HOME HEALTH CARE		14			14
BOCA SIMON		2	12	86%	14
LAKE HOWARD HEIGHTS	1	11	2	14%	14
MEDEMERGE		13	1	7%	14

COVID-19: testing by laboratory

Data through Feb 12, 2021 verified as of Feb 13, 2021 at 09:25 AM

Data in this report are provisional and subject to change.

The numbers in the table below represent the number of Florida and non-Florida residents for whom test results were received by the Department of Health. A person can be tested by more than one laboratory and can have both positive and negative results. **Therefore, the sum of the numbers in each column will be larger than the total number of people tested.**

Reporting lab	Inconclusive	Negative	Positive	Percent positive	Total
ORLANDO CLINICAL RESEARCH CENTER		12	2	14%	14
FORT HAMILTON URGENT CARE		14			14
INDIANA STATE DEPARTMENT OF HEALTH		1	13	93%	14
ALAN L MELOTEK MD		14			14
LAKELAND HILLS CENTER		7	7	50%	14
DOCTORS MEDICAL CENTER OF WALTON COUNTY CLINIC			14	100%	14
STATMED OCALA			14	100%	14
ST CLOUD MEDICAL GROUP		12	2	14%	14
The Evangelical Lutheran Good Samaritan Society		14			14
BASSETTI & ASSOCIATES, MD, PA			14	100%	14
HUDSON VALLEY HOSPITAL CENTER LABORATORY		13	1	7%	14
CROSS CARE CENTER			13	100%	13
CAREATC			13	100%	13
MONTEFIORE ST LUKE'S CORNWALL HOSPITAL		10	3	23%	13
Grand Villa of Clearwater		11	2	15%	13
BROOKLYN HOSPITAL CENTER DOWNTOWN CAMPUS		13			13
MELBOURNE FAMILY PRACTICE		12	1	8%	13
CVS MINUTE CLINIC DIAGNOSTIC OF TEXAS LLC		10	3	23%	13
ORANGE REGIONAL MEDICAL CENTER LABORATORY		10	3	23%	13
ESCAMBIA COMMUNITY CLINIC		2	11	85%	13
PARKWEST MEDICAL CENTER		11	2	15%	13
GLENBROOKE AT PALM BAY			13	100%	13
ORCHID COVE		3	10	77%	13
UNIVERSITY HOSPITAL UC HEALTH		9	4	31%	13
COMPREHENSIVE CHILDCARE ASSOCIATES		8	5	38%	13
ST ANTHONY'S HOSP PATIENT CARE SERVICE			13	100%	13
PRIMARY CARE WALK IN CLINIC PLLC			13	100%	13
VALDOSTA FAMILY MEDICINE		1	12	92%	13
ROCKLEDGE		3	10	77%	13
PREMIER LABORATORY SERVICES, LLC		5	8	62%	13
NORTHWEST FLORIDA COMMUNITY HOSPITAL 3RD FLOOR		12	1	8%	13
EAR NOSE AND THROAT ASSOCIATES OF MANATEE, P.A.		10	3	23%	13
ELTINGVILLE CIRCLE URGENT CARE		13			13
MINUTECLINIC DIAGNOSTIC OF TN, PC 6438		11	2	15%	13
MINUTECLINIC DIAGNOSTIC OF MICHIGAN PC		12	1	8%	13
STAT MEDICAL CLINIC III INC		8	5	38%	13
FORT WALTON BEACH DEVELOPMENTAL CENTER		12	1	8%	13
BAYA URGENT CARE LLC		1	12	92%	13
AVALON MEDICAL WALK IN CLINIC			13	100%	13
PROHEALTH CARE ASSOCIATES MOBILE		10	3	23%	13
SHERMAN-ABRAMS LABORATORY INC		10	3	23%	13
UNIVERSITY LAB			13	100%	13
MAINSTREET FAMILY SELECT		1	12	92%	13
GENEXPERT			13	100%	13
MINUTECLINIC #8699		10	3	23%	13
ANYLABTESTNOW			13	100%	13
GRAND VILLA OF NEW PORT RICHEY		7	6	46%	13

COVID-19: testing by laboratory

Data through Feb 12, 2021 verified as of Feb 13, 2021 at 09:25 AM

Data in this report are provisional and subject to change.

The numbers in the table below represent the number of Florida and non-Florida residents for whom test results were received by the Department of Health. A person can be tested by more than one laboratory and can have both positive and negative results. **Therefore, the sum of the numbers in each column will be larger than the total number of people tested.**

Reporting lab	Inconclusive	Negative	Positive	Percent positive	Total
HORIZON MEDICAL GROUP		11	2	15%	13
SOUTHEAST FAMILY HEALTHCARE CENTER			13	100%	13
SHELBY COUNTY HEALTH CARE CORPORATION		10	3	23%	13
FLORIDA STATE HOSPITAL			13	100%	13
BRYAN WHITFIELD MEMORIAL HOSPITAL		8	5	38%	13
MEDEXPRESS URGENT CARE - TIMBERLAKE		12	1	8%	13
BAY COUNTY HEALTH DEPARTMENT		11	2	15%	13
PULSE & REMEDY LLC			13	100%	13
PRIMARY CARE MEDICINE	1	10	2	15%	13
ADVENT HEALTH - WINTER HAVEN		7	6	46%	13
VRL EUROFINIS - HAWAII		13			13
HARBOR CHASE OF JACKSONVILLE			13	100%	13
INTERMOUNTAIN CENTRAL LAB		1	12	92%	13
ARNOT OGDEN MEDICAL CENTER LABORATORY		13			13
CLINICAL LABORATORY SERVICES			13	100%	13
DYNAMIC DNA LAB		1	12	92%	13
OAKMONTE VILLAGE OF DAVIE			13	100%	13
MINUTECLINIC DIAGNOSTIC OF TN PC #566		11	2	15%	13
Sunnyside Care Center		13			13
TREASURE COAST URGENT CARE			13	100%	13
STEINHATCHEE DRUGS		10	3	23%	13
BAPTIST URGENT CARE		12	1	8%	13
VILLA OF KINGS AND QUEENS OF DELRAY		13			13
BROOKDALE DELAND			13	100%	13
IN-OFFICE LAB		12	1	8%	13
PHELPS HOSPITAL LABORATORY		11	2	15%	13
WORLD WRESTLING ENTERTAINMENT			13	100%	13
A AND R RESEARCH GROUP LLC		10	3	23%	13
LUCID DIAGNOSTICS LABS			13	100%	13
MEDEXPRESS URGENT CARE - ROBINSON TWP, STEUBENVILLE PIKE		11	2	15%	13
BELLEVUE HOSPITAL CENTER DEPARTMENT		13			13
PBSO WEST PALM FAMILY PRACTICE		1	12	92%	13
PANCARE HEALTH - WEWA ELEMENTARY			12	100%	12
LONG ISLAND JEWISH VALLEY STREAM		12			12
ORMOND MEDICAL ARTS		3	9	75%	12
WACO HHSSURGEWACO	1	10	1	8%	12
THE PLAZA AT PARKSQUARE		12			12
WALGREEN		4	8	67%	12
WOODLAND TOWERS		6	6	50%	12
INNOVATIVE RESEARCH OF WEST FLORIDA		9	3	25%	12
TNC WALK IN CLINIC		9	3	25%	12
LIFE CARE OF PORT SAINT LUCIE		3	9	75%	12
MINUTE CLINIC DIAGNOSTIC OF VIRGINIA, LLC		12			12
GLEN OAKS HEALTH AND REHABILITATION CENTER			12	100%	12
WEEMS MEDICAL CENTERS		8	4	33%	12
APPLE DIAGNOSTICS LAB		5	7	58%	12
COLLIER COUNTY HEALTH DEPT.		7	5	42%	12

COVID-19: testing by laboratory

Data through Feb 12, 2021 verified as of Feb 13, 2021 at 09:25 AM

Data in this report are provisional and subject to change.

The numbers in the table below represent the number of Florida and non-Florida residents for whom test results were received by the Department of Health. A person can be tested by more than one laboratory and can have both positive and negative results. **Therefore, the sum of the numbers in each column will be larger than the total number of people tested.**

Reporting lab	Inconclusive	Negative	Positive	Percent positive	Total
LADY LAKE SPECIALTY CARE			12	100%	12
FAMILY MEDICINE AT LONGWOOD			12	100%	12
SOMA MEDICAL CENTER # 4		2	10	83%	12
CRANES VIEW LODGE			12	100%	12
LAB UNKNOWN		1	11	92%	12
SUMMIT ATLANTIC SURGERY CENTER		12			12
FLORIDA DEPT OF HEALTH		4	8	67%	12
MINUTECLINIC DIAGNOSTIC OF TN, PC 374		8	4	33%	12
BROWARD DIALYSIS			12	100%	12
ACADIAN DIAGNOSTIC LABORATORIES		8	4	33%	12
ADEPT INPATIENT MEDICAL SERVICES PC		12			12
STEWART MELBOURNE HOSPITAL, INC	1		11	92%	12
NATIONAL GENETICS INST LABCORP		4	8	67%	12
FLORIDA PRESBYTERIAN HOMES INC		11	1	8%	12
MI2297090CV HOLLAND-23D2189684		12			12
MEDEXPRESS URGENT CARE-ALTOONA		10	2	17%	12
MERIDIAN AT WATERWAYS, THE		10	2	17%	12
PARROTT MEDICAL CLINIC			12	100%	12
NAPLES GREEN VILLAGE		12			12
GEORGE W FERGUSON MD-CONCIERGE MEDICAL SERVICES PL		11	1	8%	12
SUWANNEE COUNTY JAIL		11	1	8%	12
YORKVILLE PEDIATRIC URGENT CARE		12			12
ST PETER'S UNIVERSITY HOSPITAL		9	3	25%	12
Grand Villa of Deerfield Beach		10	2	17%	12
MC DIAGNOSTIC OF CONNECTICUT, PC #775		11	1	8%	12
JFK MEDICAL CENTER NORTH LAB		1	11	92%	12
BROOKDALE CITRUS			12	100%	12
MERCY MEDICAL CENTER		5	7	58%	12
TLC FAMILY CARE HOME INC		12			12
BAPTIST PRIMARY CARE PONTE VEDRA		6	6	50%	12
SOMA MEDICAL CENTER, P.A.			12	100%	12
NOVALIFE MEDSPA			12	100%	12
GNT ASSOCIATES		11	1	8%	12
HIGHLANDS COUNTY FIRE RESCUE		12			12
KINDRED HOSPITAL OCALA		10	2	17%	12
MINUTECLINIC, LLC, DBA MINUTECLINIC #2544		11	1	8%	12
METHODIST MEDICAL CENTER		9	3	25%	12
ST VINCENT'S URGENT CARE		9	3	25%	12
VERITAS RESEARCH CORP			12	100%	12
IREPERTOIRE_MOL_LAB		12			12
LEON CHD		12			12
ACCESS HEALTH CARE PHYSICIANS LLC		4	8	67%	12
HAVEN HOSPICE			12	100%	12
OHIO STATE UNIVERSITY MEDICAL CENTER			12	100%	12
MORTON PLANT MEASE			12	100%	12
MIRACLE ALF INC		12			12
CVS TN5639POCT FARRAGUT		10	2	17%	12

COVID-19: testing by laboratory

Data through Feb 12, 2021 verified as of Feb 13, 2021 at 09:25 AM

Data in this report are provisional and subject to change.

The numbers in the table below represent the number of Florida and non-Florida residents for whom test results were received by the Department of Health. A person can be tested by more than one laboratory and can have both positive and negative results. **Therefore, the sum of the numbers in each column will be larger than the total number of people tested.**

Reporting lab	Inconclusive	Negative	Positive	Percent positive	Total
MINUTECLINIC DIAGNOSTIC OF TN PC #6435		12			12
FHCP-PORT ORANGE		3	9	75%	12
SEMORAN FAMILY HEALTH LLC		10	1	9%	11
SUMMERGATE PHARMACY		10	1	9%	11
MINUTECLINIC DIAGNOSTIC OF TN, PC 4992		11			11
PRIMECARE ACQUISITION FAMILY PRACTICE INC		11			11
MEDEXPRESS URGENT CARE- MARYLAND		10	1	9%	11
Rosewood Healthcare and Rehabilitation Center		5	6	55%	11
SENIOR HOME CARE INC		11			11
CULINARY INSTITUTE OF AMERICA STUDENT	3	8			11
GENESIS		7	4	36%	11
AVENTURA HOSPITAL AND MEDICAL CENTER			11	100%	11
SARASOTA - ROBERT L TAYLOR COMMUNITY CENTER		1	10	91%	11
DMH STEINHATCHEE FAMILY MEDICINE		8	3	27%	11
Hackensack Umc Mountainside		10	1	9%	11
CARINGTON MANOR		11			11
FAMILY PRACTICE ON THE GO		6	5	45%	11
ELITE HOME HEALTH SERVICES		11			11
MINUTECLINIC DIAGNOSTIC OF LOUISIANA,		10	1	9%	11
REDMED CLINIC OF ARLINGTON		10	1	9%	11
WATSON HEALTHCARE		8	3	27%	11
UMHC/SYLVESTER AT KENDALL		1	10	91%	11
AIM LABORATORIES			11	100%	11
NORTHERN WESTCHESTER HOSPITAL LABORATORY		9	2	18%	11
WELLMED AT SOUTH PARSONS		9	2	18%	11
WINTER PARK CARE AND REHABILITATION			11	100%	11
45TH 1		11			11
BRILLIANCE ASSISTED LIVING			11	100%	11
MEDI STATION			11	100%	11
FLORIDA MEDICAL CLINIC IM MLK		9	2	18%	11
CORNER OAK ESTATE LLC		11			11
INTERIM HEALTHCARE OF NORTHWEST FLORIDA INC		10	1	9%	11
MEDICAL CENTER AFFILIATES WEST PALM			11	100%	11
NIGHT LITE PEDIATRICS CENTER, LLC		1	10	91%	11
MAIN STREET MEDICAL CENTER OF CRESTVIEW PA		1	10	91%	11
WEEMS MEMORIAL HOSPITAL		7	4	36%	11
WHITE-WILSON MEDICAL CENTER		11			11
OMEGA LABORATORIES		10	1	9%	11
ILLINOIS DEPT OF PUBLIC HEALTH LAB - SPRINGFIELD			11	100%	11
ENCOMPASS HOME HEALTH OF THE SOUTHEAST LLC		11			11
BROOKDALE CROWN POINT			11	100%	11
CARENOW URGENT CARE-WEST END		7	4	36%	11
SAMARITAN MEDICAL CENTER		11			11
TROPICANA		5	6	55%	11
UNIVERSITY CENTRA CARE		10	1	9%	11
ADVENTHEALTH MEDICAL GROUP PEDIATRICS AT		2	9	82%	11
CVS MINUTE CLINIC, LLC		9	2	18%	11

COVID-19: testing by laboratory

Data through Feb 12, 2021 verified as of Feb 13, 2021 at 09:25 AM

Data in this report are provisional and subject to change.

The numbers in the table below represent the number of Florida and non-Florida residents for whom test results were received by the Department of Health. A person can be tested by more than one laboratory and can have both positive and negative results. **Therefore, the sum of the numbers in each column will be larger than the total number of people tested.**

Reporting lab	Inconclusive	Negative	Positive	Percent positive	Total
GADSDEN REGIONAL MEDICAL CENTER		11			11
St Joseph's Hospital & Medical Center		10	1	9%	11
FAMILY MEDICINE AT HUNTERS CREEK		11			11
BIOTECH CLINICAL LABORATORIES, INC.		1	10	91%	11
MOUNT DORA PEDIATRICS		9	2	18%	11
ADVENTHEALTH MEDICAL GROUP MULTISPECIALTY			11	100%	11
TELEVISIT PALM BAY FAMILY PRACTICE		9	2	18%	11
THE TERRACE OF SAINT CLOUD		9	2	18%	11
WANTAGH URGENT CARE		8	3	27%	11
ADVENTHEALTH MEDICAL GROUP CARE CLINIC AT		8	3	27%	11
PINELLAS COUNTY HEALTH DEPARTMENT		2	9	82%	11
CARE FAST MURABELLA		7	4	36%	11
ALCOVE ASSISTED LIVING FACILITY		11			11
ADVENTIST HEALTH SYSTEM FLORIDA DEPT OF HEALTH		7	4	36%	11
CARLOS PORTU MD, PLLC			11	100%	11
FIRST CHOICE PEDIATRICS WINTER SPRINGS		10	1	9%	11
BOCA TOXICOLOGY LLC		9	2	18%	11
PALM BEACH PATHOLOGY		9	2	18%	11
DESOTO HEALTH AND REHAB LLC		7	4	36%	11
MIDNIGHT MEDICINE			11	100%	11
PRIMECARE AT PORT ORANGE			11	100%	11
SURGERY CENTER OF CORAL GABLES LLC,THE		9	2	18%	11
VIRTUA WEST JERSEY HOSPITAL VOORHEES		9	2	18%	11
LEHIGH VALLEY HOSPITAL		3	8	73%	11
EMERALD COAST PEDIATRICS			11	100%	11
MEDEXPRESS URGENT CARE - SEMINOLE SQUA		10	1	9%	11
MHHS All Lab Subsection		11			11
St. Annes Nursing Center, St. Annes Residence, Inc.		11			11
GAMMA DIAGNOSTIC LAB LLC			11	100%	11
CBC LAB		3	7	70%	10
FLORIDA MEDICAL CLINIC - MULTI SPECIALTY CAMPUS		2	8	80%	10
MINUTECLINIC DIAGNOSTIC OF NORTH		9	1	10%	10
PLYMOUTH HARBOR INCORPORATED		9	1	10%	10
MULBERRY CARE CENTER		7	3	30%	10
CORNERSTONE PEDIATRICS		3	7	70%	10
PRORENATA LABS		2	8	80%	10
RIVERWOOD CENTER,THE			10	100%	10
CVS NC187POCT CHARLOTTE		10			10
CONSULATE HEALTH CARE OF PENSACOLA			10	100%	10
MEDEXPRESS URGENT CARE CHARLESTON		6	4	40%	10
MORTON PLANT NORTH BAY HOSPITAL			10	100%	10
NEW JERSEY DEPARTMENT OF HEALTH COMMUNICABLE DISEASE SERVICE		3	7	70%	10
CARENOW URGENT CARE - EAST NASHVILLE		8	2	20%	10
ADVANCED URGENT CARE CENTER			10	100%	10
RED MOUNTAIN DIAGNOSTICS		10			10
Grand Villa of Dunedin		4	6	60%	10
CLINIC OF PEDIATRICS & GI MEDICINE INC			10	100%	10

COVID-19: testing by laboratory

Data through Feb 12, 2021 verified as of Feb 13, 2021 at 09:25 AM

Data in this report are provisional and subject to change.

The numbers in the table below represent the number of Florida and non-Florida residents for whom test results were received by the Department of Health. A person can be tested by more than one laboratory and can have both positive and negative results. **Therefore, the sum of the numbers in each column will be larger than the total number of people tested.**

Reporting lab	Inconclusive	Negative	Positive	Percent positive	Total
CREATIVE TESTING SOLUTIONS		3	7	70%	10
BEAUMONT LABORATORY			10	100%	10
PBC PREMIER FAMILY HEALTH			10	100%	10
HOPE HEALTHCARE		10			10
ALABAMA DEPARTMENT OF PUBLIC HEALTH		1	9	90%	10
BROOKDALE PANAMA CITY		9	1	10%	10
MONTEFIORE MEDICAL CENTER LABORATORIES - WEILER		7	3	30%	10
CORONA PATHOLOGY		10			10
THE PALMS PHARMACY, INC		9	1	10%	10
NORTON HEALTHCARE			10	100%	10
LUXOR SCIENTIFIC LLC		1	9	90%	10
MISSOURI DEPARTMENT OF HEALTH AND SENIOR SERVICES			10	100%	10
TMH PHYSICIAN PARTNERS - MONTICELLO		8	2	20%	10
ORLANDO ORTHOPAEDIC OUTPATIENT SURGERY CENTER LLC		7	3	30%	10
BLOCK NATION CHASE		4	6	60%	10
ONEIDA HEALTHCARE CENTER		8	2	20%	10
URGENT CARE OF NEW YORK		10			10
BOCA RATON REGIONAL HOSPITAL LAB			10	100%	10
VETERNANS ADMINISTRATION			10	100%	10
HARLEM HOSPITAL CENTER		9	1	10%	10
MINUTECLINIC DIAGNOSTIC OF TN PC #6415		9	1	10%	10
AMERICAN HOUSE FORT MYERS		10			10
COVANCE CENTRAL LABORATORY			10	100%	10
SAVANNAH MANOR ASSISTED LIVING COMMUNITY			10	100%	10
ASHRAF MEDICAL GROUP PLLC DBA PULSE M		9	1	10%	10
STATEN ISLAND UNIVERSITY HOSPITAL SEGUINE AVE		9	1	10%	10
HCR MANORCARE		10			10
NORTH OKALOOSA PHYSICIAN GROUP		10			10
TENNESSEE DEPARTMENT OF HEALTH (TDH) - CENTRAL LABORATORY		2	8	80%	10
EMERALD COAST HOSPICE - CRESTVIEW		10			10
Hialeah Nursing And Rehabilitation Center		6	4	40%	10
SUPERIOR RESIDENCES OF CLERMONT		2	8	80%	10
Maury Regional Hospital		6	4	40%	10
AMBRY GENETICS CORPORATION		10			10
MEDEX REGIONAL LABORATORIES LLC		1	9	90%	10
ISLAND COAST PEDIATRICS IN-HOUSE LAB		10			10
JOHN W NORRIS III MD PA	1		9	90%	10
VENICE GREEN VILLAGE		3	7	70%	10
NOT INDICATED		1	9	90%	10
COMMUNITY HEALTH CENTER		2	8	80%	10
OPTIMAL CARE PEDIATRICS			10	100%	10
FLEMING ISLAND CENTER FOR CLINICAL RESEARCH		10			10
MINUTECLINIC DIAGNOSTIC OF TN PC #320		9	1	10%	10
Lehigh Acres Health and Rehabilitation			10	100%	10
PPD - IXLAYER		9	1	10%	10
NEWPATH DIAGNOSTICS		5	5	50%	10
MEDEXPRESS URGENT CARE PARKERSBURG		8	2	20%	10

COVID-19: testing by laboratory

Data through Feb 12, 2021 verified as of Feb 13, 2021 at 09:25 AM

Data in this report are provisional and subject to change.

The numbers in the table below represent the number of Florida and non-Florida residents for whom test results were received by the Department of Health. A person can be tested by more than one laboratory and can have both positive and negative results. **Therefore, the sum of the numbers in each column will be larger than the total number of people tested.**

Reporting lab	Inconclusive	Negative	Positive	Percent positive	Total
VITALANT		1	9	90%	10
KIDSVILLE PEDIATRICS			10	100%	10
MEDEXPRESS URGENT CARE-KATY		7	3	30%	10
WELLMED AT PORT ST LUCIE WEST		6	4	40%	10
MEDICAL LABORATORY DIAGNOSTICS			10	100%	10
ADVENTHEALTH MEDICAL GROUP		9	1	10%	10
DES PLAINES CLINICAL LAB		3	7	70%	10
PRIMARY CARE SPECIALISTS OF ORLANDO LLC		8	2	20%	10
URGENT CARE CENTER AT PINNACLE		4	6	60%	10
PANCARE HEALTH - VERNON ELEMENTARY			10	100%	10
ASSOCIATES MD CYPRESS CREEK			10	100%	10
LAKE BALDWIN CBOC		9	1	10%	10
LAKE NONA MEDICAL SERVICES		3	7	70%	10
ESTATES MEDICAL CENTER INC			10	100%	10
BROWARD HEALTH CARE			10	100%	10
HIGH TOWER ALF LLC		9	1	10%	10
BAPTIST HEALTH			10	100%	10
FORT PIERCE FAMILY CARE INC		4	6	60%	10
THE VILLAGES HEALTH		5	5	50%	10
MEDEXPRESS URGENT CARE - LAFAYETTE		9	1	10%	10
MOSOLF PEDIATRICS			10	100%	10
ACCESS PHARMACY		10			10
AZALEA HEALTH		2	8	80%	10
MOLECULAR PATHOLOGY LABORATORY			10	100%	10
MED LABS DIAGNOSTICS		5	5	50%	10
Westchester General Hospital			10	100%	10
RPC@HODGES		2	8	80%	10
MEYER PEDIATRICS CHTD		10			10
CROSSROADS URGENT CARE, PLLC		10			10
VASCONCELLO COHEN MD PA		9	1	10%	10
URGENT CARE USA LLC		1	9	90%	10
APPALACHIAN REGIONAL HEALTHCARE SYSTEM		10			10
FLORIDA MEDICAL CL ODOM TPA		4	5	56%	9
NIGHT OWL PEDIATRICS URGENT CARE			9	100%	9
RHODE ISLAND DEPARTMENT OF HEALTH			9	100%	9
WINDSOR OF GAINESVILLE		9			9
CVS NC3516POCT WINSTON SALEM		7	2	22%	9
Signature Healthcare of Ormond		9			9
MINUTECLINIC, LLC #4230		8	1	11%	9
FAMILY PRACTICE OF DAVIE INC			9	100%	9
MEDLAB ASSOCIATES LLC		9			9
MOBILE RESPONSE DIAGNOSTICS LLC		8	1	11%	9
Consulate Health Care of Brandon		7	2	22%	9
MEDEXPRESS URGENT CARE MONACA		9			9
COLLIER HMA PHYSICIAN MANAGEMENT, LLC		1	8	89%	9
CVS MINUTE CLINIC DIAGNOSTIC MED GRP OF CA		9			9
BIG BEND HOSPICE INC		9			9

COVID-19: testing by laboratory

Data through Feb 12, 2021 verified as of Feb 13, 2021 at 09:25 AM

Data in this report are provisional and subject to change.

The numbers in the table below represent the number of Florida and non-Florida residents for whom test results were received by the Department of Health. A person can be tested by more than one laboratory and can have both positive and negative results. **Therefore, the sum of the numbers in each column will be larger than the total number of people tested.**

Reporting lab	Inconclusive	Negative	Positive	Percent positive	Total
BRENNITY AT VERO BEACH, THE			9	100%	9
LAKEVIEW HEALTH SYSTEMS			9	100%	9
MINUTECLINIC DIAGNOSTIC OF PA, LLC (1036)		8	1	11%	9
WADSWORTH CENTER - DAVID AXELROD INSTITUTE		8	1	11%	9
MEDEXPRESS URGENT CARE - MONROE		9			9
MINUTECLINIC DIAGNOSTIC OF TEXAS		8	1	11%	9
GRAND VILLA OF ENGLEWOOD		5	4	44%	9
CLAYMED OF NORTH FLORIDA			9	100%	9
FLORIDA DEPARTMENT OF HEALTH WASHINGTON COUNTY		4	5	56%	9
NORTHSHORE UNIVERSITY HEALTHSYSTEM EVANSTON HOSPITAL LAB			9	100%	9
SAMARITAN HOSPITAL LABORATORY		8	1	11%	9
GRAND VILLA OF PINELLAS PARK		8	1	11%	9
GLADES COUNTY DETENTION CENTER			9	100%	9
CHILDREN'S HEALTH CENTER INC.		7	2	22%	9
FLORIDA MENTOR		7	2	22%	9
RICHMOND UNIVERSITY MEDICAL CENTER		7	2	22%	9
BAYFRONT MEDICAL			9	100%	9
CVS PHARMACY NO 274		9			9
OUR HOME AT BEACON HILL			9	100%	9
BAYFRONT HEALTH ST PETERSBURG		8	1	11%	9
WESTCHESTER GENERAL HOSPITAL BLOOD GAS LAB			9	100%	9
PALM BAY FAMILY PRACTICE		4	5	56%	9
PEDIATRIC HEALTH CARE ALLIANCE			9	100%	9
MINUTECLINIC DIAGNOSTIC OF NEW MEXICO		9			9
MEDEXPRESS URGENT CARE - PANTOPS		8	1	11%	9
URGENT CARE & FAMILY PRACTICE CENTER			9	100%	9
CHILDREN'S HEALTHCARE OF ATLANTA/EGLESTON		9			9
HUNTINGTON URGENT CARE		8	1	11%	9
NEMOURS CHILDREN'S PRIMARY CARE VERO BEACH			9	100%	9
MED TECH SERVICES OF PALM BEACH INC		9			9
ADVENTIST HEALTH SYSTEM		9			9
CVS MO8590POCT KANSAS CITY		5	4	44%	9
ROSEMONT GARDENS INC		9			9
A LILIKO'I PHARMACY LLC		9			9
RIVERSIDE MEDICAL GROUP		8	1	11%	9
CVS MINUTE CLINIC DIAGNOSTIC PA		7	2	22%	9
ROSECASTLE			9	100%	9
LOREY ALF		9			9
CVS MINUTE CLINIC DIAGNOSTIC OF WISCONSIN		9			9
NORTHWEST FLORIDA COMMUNITY HOSPITAL LABORATORY		8	1	11%	9
WINDSOR OF SAN PABLO, THE		6	3	33%	9
Solaris Healthcare Pensacola			9	100%	9
MC DIAGNOSTIC OF CONNECTICUT PC #459		9			9
MINUTE CLINIC LLC #1448		8	1	11%	9
PATEL MEDICAL VENTURES		8	1	11%	9
MEDEXPRESS URGENT CARE - CHRISTIANBURG		7	2	22%	9
ORANGE PARK PEDIATRIC ASSOCIATES		1	8	89%	9

COVID-19: testing by laboratory

Data through Feb 12, 2021 verified as of Feb 13, 2021 at 09:25 AM

Data in this report are provisional and subject to change.

The numbers in the table below represent the number of Florida and non-Florida residents for whom test results were received by the Department of Health. A person can be tested by more than one laboratory and can have both positive and negative results. **Therefore, the sum of the numbers in each column will be larger than the total number of people tested.**

Reporting lab	Inconclusive	Negative	Positive	Percent positive	Total
METROPOLITAN CHARITIES INC		8	1	11%	9
VILLAGE PLACE HEALTH AND REHAB		9			9
MIDMICHIGAN MEDICAL CENTER			9	100%	9
MEDEXPRESS URGENT CARE - BENTON HARBOR		9			9
PALM BAY URGENT CARE PL		1	8	89%	9
Manor Care of Dunedin		6	3	33%	9
Casa Mora Rehabilitation & Extended Care		9			9
CVS HEALTH, #3396		9			9
MIAMI BEACH MEDICAL GROUP LLC			9	100%	9
HEALTH MED HOME CARE, LLC		9			9
CLEVELAND TENNESSEE HOSPITAL COMPANY		8	1	11%	9
HAWTHORNE INN OF LAKE LAND		9			9
OMNI			9	100%	9
ACCESS HOME HEALTH OF FLORIDA LLC		9			9
MAIMONIDES MEDICAL CENTER		6	3	33%	9
ANY LAB TEST NOW INC			9	100%	9
LAKE NONA MEDICAL SERVICE LLC		9			9
ALACHUA			9	100%	9
VITRO MOLECULAR LABORATORIES	1		8	89%	9
PERSONAL PEDIATRICS PA		7	2	22%	9
CARLOS F FUSTER MD PA		9			9
EMERGENCY MEDICAL CENTER		3	6	67%	9
GCPM MANUAL MICROBIOLOGY		1	8	89%	9
PRECISION GENETICS			9	100%	9
CARENOW URGENT CARE-MT JULIET		8	1	11%	9
MEDEXPRESS URGENT CARE - WINCHESTER GATEWAY		7	2	22%	9
WINDSOR WOODS REHAB & HEALTHCARE CTR		8	1	11%	9
BAYONET POINT HOSPITAL			9	100%	9
HEALTH NETWORK LABORATORIES		6	3	33%	9
MAINSTREET FAMILY CARE			9	100%	9
UNAVAILABLE/UNKNOWN/NO INFORMATION FOUND			9	100%	9
MICHIGAN DEPARTMENT OF COMMUNITY HEALTH		1	8	89%	9
RUSSELL MEDICAL CENTER		8	1	11%	9
UNIVERSITY MEDICAL CENTER		8	1	11%	9
MONROE COUNTY HOSPITAL		6	3	33%	9
WILTON MANORS HEALTH & REHABILITATION CENTER			9	100%	9
NATURE COAST REGIONAL MEDICAL CENTER			9	100%	9
BUENA VIDA ESTATES			9	100%	9
CVS MINUTE CLINIC DIAGNOSTIC OF TEXAS, LLC		9			9
AVALON FAMILY RESORT ASSISTED LIVING LLC		9			9
ADVENT HEALTH - FOUR CORNERS ER		8	1	11%	9
CHEMISYS LABORATORIES		1	8	89%	9
IGENEX INC		9			9
ESCAMBIA COUNTY JAIL DETENTION DIVISION		8	1	11%	9
NITIN BAWA PROFESSIONAL ASSOCIATES			8	100%	8
HUNTINGTON VILLAGE URGENT CARE		8			8
CONSULATE HEALTH CARE		7	1	13%	8

COVID-19: testing by laboratory

Data through Feb 12, 2021 verified as of Feb 13, 2021 at 09:25 AM

Data in this report are provisional and subject to change.

The numbers in the table below represent the number of Florida and non-Florida residents for whom test results were received by the Department of Health. A person can be tested by more than one laboratory and can have both positive and negative results. **Therefore, the sum of the numbers in each column will be larger than the total number of people tested.**

Reporting lab	Inconclusive	Negative	Positive	Percent positive	Total
ORLANDO HEALTH PHYSICIAN ASSOCIATES		4	4	50%	8
ADVANCED RESEARCH FOR HEALTH IMPROVEMENT		6	2	25%	8
MINUTECLINIC, LLC, DBA MINUTECLINIC #6106		6	2	25%	8
WATERFORD AT CREEKSIDE, THE			8	100%	8
ORMOND BEACH CENTRA CARE			8	100%	8
INTERNAL MEDICINE ASSOCIATES OF JACKSON HOSPITAL			8	100%	8
FAMILY MEDICINE OF WESTON LLC			8	100%	8
MEDEXPRESS URGENT CARE - SALEM		4	4	50%	8
MEDICANA NURSING AND REHAB CENTER			8	100%	8
ATLANTIC CONSOLIDATED LABORATORY		8			8
URGENT MEDICAL CENTER INC		2	6	75%	8
JACKSON CLINIC PA,THE		4	4	50%	8
BAPTIST PEDIATRICS		6	2	25%	8
MEDEXPRESS ELKINS		8			8
MINUTE CLINIC		1	7	88%	8
CVS MINUTE CLINIC DIAGNOSTIC		7	1	13%	8
DOH JACKSONVILLE CENTRAL LABORATORY		3	5	63%	8
MAGNOLIA PEDIATRICS GROUP LLC			8	100%	8
DOH-TAMPA BRANCH LABORATORY (MLK BLVD)		4	4	50%	8
ST. JOSEPH HOSPITAL AND HEALTH CARE INC.			8	100%	8
MINUTECLINIC DIAGNOSTIC OF MINNESOTA		8			8
MC DIAGNOSTIC OF CONNECTICUT, PC # 257		7	1	13%	8
ST VINCENT'S ST CLAIR		5	3	38%	8
METHODIST HOSPITAL			8	100%	8
LIFE CARE CITRUS COUNTY			8	100%	8
RIVERVIEW REGIONAL MEDICAL CENTER		6	2	25%	8
MINUTE CLINIC LLC #5733		8			8
ALACHUA COUNTY HEALTH DEPARTMENT		1	7	88%	8
CIAN DIAGNOSTICS			8	100%	8
IU HEALTH PATHOLOGY		1	7	88%	8
VIGILINT HEALTHCARE		5	3	38%	8
COLLIER BLVD HMA PHYSICIAN MANAGEMENT,, LLC			8	100%	8
MADISON COUNTY HEALTH DEPARTMENT		5	3	38%	8
AFC URGENT CARE - CEDAR GROVE		8			8
LANE PEDIATRICS PA			8	100%	8
GOLISANO CHILDREN'S HOSPITAL OF SOUTHWEST FLORIDA		6	2	25%	8
WESTPAC LABS INC	1		7	88%	8
BENSONHURST URGENT CARE		8			8
REMISE OCCUPATIONAL HEALTH SOLUTIONS INC			8	100%	8
URGENT TEAM MANAGEMENT OF TENNESSEE		7	1	13%	8
Sunset Lake Health and Rehabilitation Center		8			8
FHCP-ORANGE CITY			8	100%	8
MEDEXPRESS URGENT CARE - WASHINGTON		6	2	25%	8
GULF COAST MEDICAL GROUP		2	6	75%	8
ALL AMERICAN URGENT CARE			8	100%	8
PALM BEACH CDH - DELRAY BEACH			8	100%	8
LAKE CONWAY URGENT CARE LLC		2	6	75%	8

COVID-19: testing by laboratory

Data through Feb 12, 2021 verified as of Feb 13, 2021 at 09:25 AM

Data in this report are provisional and subject to change.

The numbers in the table below represent the number of Florida and non-Florida residents for whom test results were received by the Department of Health. A person can be tested by more than one laboratory and can have both positive and negative results. **Therefore, the sum of the numbers in each column will be larger than the total number of people tested.**

Reporting lab	Inconclusive	Negative	Positive	Percent positive	Total
KEY TRAINING CENTER			8	100%	8
ARCHBOLD MEMORIAL HOSPITAL/LAB		3	5	63%	8
HOLY NAME MEDICAL CENTER	1	6	1	13%	8
X-GENE MOLECULAR LABS		1	7	88%	8
LAKE CO SCHOOLS EMPLOYEE HEALTH & WELLNESS CENTER	1	6	1	13%	8
INSPIRED LIVING AT PALM BAY		7	1	13%	8
INTERNAL MEDICINE AND AESTHETICS OF NAPLES LLC		8			8
DEPARTMENT OF HEALTH- CITRUS COUNTY		1	7	88%	8
CVS NC2357POCT HUNTERSVILLE		7	1	13%	8
CIGNA ONSITE HEALTH LLC		2	6	75%	8
DR PHILLIPS MEDICAL WELLNESS CENTER		8			8
EXECUTIVE MEDICAL SERVICES		8			8
PALM BEACH COUNTY HEALTH DEPARTMENT LABORATORY			8	100%	8
PHASE2 LABS	2	4	2	25%	8
GENE STREET LABORATORIES, LLC		6	2	25%	8
CARROLL GARDENS URGENT CARE		8			8
FLORIDA CLINICAL LAB		1	7	88%	8
THOMAS JEFFERSON UNIVERSITY HOSPITAL		4	4	50%	8
HEALTHPARK MEDICAL CTR NURSING SVC		8			8
WHITE SANDS OUTPATIENT SERVICES (WSOP SERVICES LLC		8			8
MC DIAGNOSTIC OF CONNECTICUT, PC #1960		8			8
ENCOMPASS HOME HEALTH OF THE SOUTHEAST LLC		8			8
DOCTOR'S IN HOUSE LAB			8	100%	8
FAMILY HEALTH CENTER AT PORT ST JOHN		4	4	50%	8
BRIDGE DIAGNOSTICS			8	100%	8
BAPTIST OUTPATIENT			8	100%	8
GRAND VILLA OF DEL RAY WEST		7	1	13%	8
MONTEFIORE MEDICAL CENTER LABORATORIES - NORTH		8			8
OPTUM SILVER LAKES			8	100%	8
MID-HUDSON VALLEY DIVISION OF WESTCHESTER MEDICAL		8			8
ST CHARLES HOSPITAL LABORATORY		8			8
DOCTOR'S IN-HOUSE LAB/COMMUNITY HEALTH CENTERS OF PINELLAS – CLEARWATE			8	100%	8
VITAS HEALTHCARE CORPORATION OF FL			8	100%	8
SURGOINSVILLE PHARMACY		8			8
PASSPORT HEALTH OF TAMPA BAY		8			8
DORAL URGENT CARE			8	100%	8
HARBORCHASE OF DR PHILLIPS		7	1	13%	8
MEDEXPRESS URGENT CARE - SWANSEA, N ILLINOIS ST		7	1	13%	8
FLORIDA HEART AND VASCULAR MULTISPECIALTY GROUP		8			8
THE WOLFF CENTER FOR CHILD & ADOLESCENT HEALTH			8	100%	8
SYLVESTER AT PLANTATION LABORATORY		7	1	13%	8
PINELLAS PARK FIRE DEPARTMENT		8			8
BEAUMONT EMERGENCY CENTER			8	100%	8
ORLANDO ORTHOPAEDIC OUTPATIENT SURGERY CENTER		5	3	38%	8
HEALTHMARK REGIONAL HOSPITAL LAB		4	4	50%	8
MEDEXPRESS URGENT CARE-LATROBE		8			8
MINUTECLINIC INCORPORATE, LLC		6	2	25%	8

COVID-19: testing by laboratory

Data through Feb 12, 2021 verified as of Feb 13, 2021 at 09:25 AM

Data in this report are provisional and subject to change.

The numbers in the table below represent the number of Florida and non-Florida residents for whom test results were received by the Department of Health. A person can be tested by more than one laboratory and can have both positive and negative results. **Therefore, the sum of the numbers in each column will be larger than the total number of people tested.**

Reporting lab	Inconclusive	Negative	Positive	Percent positive	Total
MINUTE CLINIC DIAGNOSTIC OF SC, LLC #42		7	1	13%	8
PUTNAM FAMILY CARE INC		3	5	63%	8
DAVID LAWRENCE CENTER INC		7	1	13%	8
FAST PACE MEDICAL CLINIC PLLC		6	2	25%	8
GRAND VILLA OF BOYNTON BEACH		8			8
ST CLOUD PHYSICIAN MANAGMENT LLC		7	1	13%	8
WELLIGENT		1	7	88%	8
FOUNTAINVIEW BY FIVE STAR QUALITY CARE		7	1	13%	8
LIFE'S SPECIAL MOMENTS INC		8			8
CITY OF CLEARWATER EMPLOYEE HEALTH CENTER		1	7	88%	8
NORTHSIDE HOSPITAL		2	6	75%	8
VETERANS AFFAIRS MEDICAL CENTER - OUTPATIENT			8	100%	8
JX REF LAB			8	100%	8
ROBERT WOOD JOHNSON HOSPITAL		7	1	13%	8
GENEUS DIAGNOSTICS			8	100%	8
BARTON PARKER OD PC		8			8
MEDEXPRESS URGENT CARE, BUTLER		5	3	38%	8
THE MARY IMOGENE BASSETT HOSPITAL		8			8
PENSACOLA CLUSTER			8	100%	8
ST JUDE LABORATORIES		6	2	25%	8
MINUTECLINIC, LLC, MINUTECLINIC #7637		6	2	25%	8
BLOOMING GARDENS OF CARE INC		8			8
FLORIDA HOSPITAL PHYSICIAN GROUP		3	5	63%	8
LAB UNKNOWN		6	2	25%	8
JOHNS HOPKINS MEDICAL LABORATORIES		1	7	88%	8
CARENOW URGENT CARE-GREEN HILLS		8			8
PUTNAM COUNTY EMERGENCY RESCUE SERVICE		5	3	38%	8
KIMBERLY J HENDERSON MD PC		7	1	13%	8
FLORIDA HOSPITAL WINTER PARK		7	1	13%	8
MINUTECLINIC DIAGNOSTIC OF TN PC #386		7	1	13%	8
SOMA MEDICAL CENTER, PA #4 FLORIDA MANGO			8	100%	8
MINUTECLINIC, LLC, #4160		5	3	38%	8
ALLINA HEALTH - ABBOTT NORTHWESTERN HOSPITAL		5	3	38%	8
GRAND VILLA OF LARGO		5	2	29%	7
OPTUM PRIMARY CARE - FOUNTAIN OAKS		3	4	57%	7
NEW YORK PRESBYTERIAN - LOWER MANHATTAN		7			7
Thermopolis Rehabilitation Wellness		7			7
AVON PARK PEDIATRICS			7	100%	7
LEMOYNE COLLEGE WELLNESS CENTER FOR		7			7
BELLE GLADES HEALTH CLINIC			7	100%	7
NORTH FLORIDA MEDICAL CENTERS INC		1	6	86%	7
ORLANDO FAMILY MEDICAL INC		7			7
SUPERIOR RESIDENCES AT CALA HILLS		7			7
BOCA BIOLISTICS LLC			7	100%	7
ABBNEY MANOR RETIREMENT RESIDENCE INC		7			7
LEPE'S HOUSE			7	100%	7
CORAL LANDING ASSISTED LIVING		5	2	29%	7

COVID-19: testing by laboratory

Data through Feb 12, 2021 verified as of Feb 13, 2021 at 09:25 AM

Data in this report are provisional and subject to change.

The numbers in the table below represent the number of Florida and non-Florida residents for whom test results were received by the Department of Health. A person can be tested by more than one laboratory and can have both positive and negative results. **Therefore, the sum of the numbers in each column will be larger than the total number of people tested.**

Reporting lab	Inconclusive	Negative	Positive	Percent positive	Total
HOLY GARDEN ALF, INC.		7			7
ATMORE NURSING CENTER		6	1	14%	7
MEDEXPRESS URGENT CARE, JOHNSTOWN		6	1	14%	7
ELLIS HOSPITAL LABORATORY		6	1	14%	7
ST JOSEPH WOMENS HOSPITAL			7	100%	7
CARENOW URGENT CARE-DONELSON		5	2	29%	7
FRUITVILLE URGENT CARE			7	100%	7
OSWEGO HOSPITAL LABORATORY		6	1	14%	7
LONGWOOD PEDIATRICS LLC			7	100%	7
MINUTECLINIC DIAGNOSTIC OF TN PC #242		5	2	29%	7
ARTHREX MEDICAL CENTER EAST		4	3	43%	7
DYNAMIC HEALTH CENTERS INC		3	4	57%	7
ECLRS		2	5	71%	7
BLOOMINGDALE PEDIATRIC ASSOCIATES PA			7	100%	7
UHEALTH UNIVERSITY OF MIAMI			7	100%	7
DALLAS COUNTY HEALTH AND HUMAN SERVICES			7	100%	7
ORLANDO FAMILY PHYSICIANS			7	100%	7
EL PARAISO HOME INC		7			7
IRL MARKET LAB			7	100%	7
CLEARWATER PEDIATRIC CARE		1	6	86%	7
PEDIATRICS OF CENTRAL FLORIDA		5	2	29%	7
CVS MINUTE CLINIC DIAGNOSTIC OF VIRGINIA		7			7
TRUE HEALTH		5	2	29%	7
KANSAS DEPARTMENT OF HEALTH		2	5	71%	7
MC DIAGNOSTIC OF CONNECTICUT, PC #1966		7			7
SOUTH COM HEALTH CLINIC, DEPT. OF THE ARMY		7			7
MERCY HEALTH—MUSKEGON		6	1	14%	7
LAWTON CHILES HEALTH CENTER		1	6	86%	7
SOUTH FLORIDA ENT ASSOCIATES, INC			7	100%	7
MEDEXPRESS URGENT CARE - BEECH GROVE		6	1	14%	7
MEDEXPRESS URGENT CARE - FAYETTEVILLE		5	2	29%	7
VICTORIAN MANOR		2	5	71%	7
MEDEXPRESS URGENT CARE - MAPLE DRIVE		7			7
FLORIDA CENTER FOR DERMATOLOGY LABORATORY			7	100%	7
MIAMI BEACH MEDICAL GROUP			7	100%	7
FLORIDA CANCER SPECIALISTS & RESEARCH INSTITUTE		6	1	14%	7
Ocoee Health Care Center		7			7
BROWNE MEDICAL		5	2	29%	7
PANCARE HEALTH - HOSFORD SCHOOL			7	100%	7
MEDEXPRESS URGENT CARE - HOT SPRINGS		7			7
Parkside Villa		7			7
ORLANDO MEDICAL CENTER PL			7	100%	7
MINUTECLINIC DIAGNOSTIC OF TN PC #5671		4	3	43%	7
NOVANT HEALTH INPATIENT CARE		2	5	71%	7
UNIVERSITY OF WASHINGTON MEDICAL CENTER			7	100%	7
DIAGNOSTIC CLINIC		6	1	14%	7
FLORIDA STATE HOSPITAL CLINICAL LABORATORY		7			7

COVID-19: testing by laboratory

Data through Feb 12, 2021 verified as of Feb 13, 2021 at 09:25 AM

Data in this report are provisional and subject to change.

The numbers in the table below represent the number of Florida and non-Florida residents for whom test results were received by the Department of Health. A person can be tested by more than one laboratory and can have both positive and negative results. **Therefore, the sum of the numbers in each column will be larger than the total number of people tested.**

Reporting lab	Inconclusive	Negative	Positive	Percent positive	Total
WILDLIGHT LAB			7	100%	7
PRIME MEDICAL CARE, LLC		7			7
ST. CLOUD PHARMACY AND WELLNESS CENTER		3	4	57%	7
PASSPORT HEALTH			7	100%	7
MIAMI COMPREHENSIVE MEDICINE GROUP PA		4	3	43%	7
RIVER OAKS TREATMENT CENTER			7	100%	7
OCALA FAMILY MEDICAL CENTER		7			7
CARENOW URGENT CARE-SOUTHLAKE			7	100%	7
DOCTOR'S IN-HOUSE LAB/COMMUNITY HEALTH CENTERS OF PINELLAS –PINELLAS P			7	100%	7
CHURCH OF SCIENTOLOGY FLAG SERVICE ORGANIZATION		6	1	14%	7
BAYCARE MEDICAL GROUP		1	6	86%	7
PENINSULA CARE AND REHABILITATION CENTER			7	100%	7
GRAND VILLA OF ORMOND BEACH		5	2	29%	7
PBC FOUND CARE INC			7	100%	7
VERMONT DEPARTMENT OF HEALTH		1	6	86%	7
ADVENT HEALTH APOPKA		3	4	57%	7
PENN MEDICINE PRINCETON MEDICAL CENTER		6	1	14%	7
OCCUPATIONAL HEALTH CENTERS OF THE SOUTHWEST PA		6	1	14%	7
SOUTHEASTERN PEDIATRIC ASSOCIATES			7	100%	7
SONORA QUEST LABORATORIES			7	100%	7
QUE		4	3	43%	7
NORTHDAL REHABILITATION CENTER			7	100%	7
OKLAHOMA STATE DEPARTMENT OF HEALTH-PUBLIC HEALTH LABORATORY			7	100%	7
CVS PHARMACY #8800		5	2	29%	7
NORTHERN DUTCHESS HOSPITAL LABORATORY		5	2	29%	7
DOCTORS CLINICAL LABORATORY, INC		5	2	29%	7
HNL LAB MEDICINE		5	2	29%	7
PALM POINT BEHAVIORAL HEALTH		7			7
MINUTECLINIC DIAGNOSTIC OF NEW JERSEY, LLC # 7069		7			7
FLORIDA HOSPITAL APOPKA		6	1	14%	7
WALK-IN MEDICAL CARE			7	100%	7
CARESOUTH HHA HOLDINGS OF TALLAHASSEE LLC		7			7
MINUTECLINIC DIAGNOSTIC OF OKLAHOMA		5	2	29%	7
LYNMOORE,THE		7			7
MEDICAL PAVILION CLINIC			7	100%	7
KEYSTONE PLACE AT NAPLES PRESERVE		4	3	43%	7
FLORIDA DIGESTIVE AND LIVER SPECIALIST		7			7
JOHNS HOPKINS ALL CHILDRENS			7	100%	7
LIZS ADULT CARE		7			7
TRUE HEALTH DIAGNOSTICS		1	6	86%	7
MINUTE CLINIC DIAGNOSTIC OF SOUTH CAROLINA		6	1	14%	7
SCHOOL OF PHARMACY AND PHARMACEUTICAL		7			7
KENDALL REGIONAL MEDICAL CNTR			7	100%	7
JUPITER ISLAND PUBLIC SAFETY		5	2	29%	7
ENCOMPASS HEALTH REHABILITATION OF SEA PINES		7			7
FHPG_EXP CARE W HILLSBOROUGH			7	100%	7
MINUTE-CLINIC DIAGNOSTIC OF VIRGINIA		6	1	14%	7

COVID-19: testing by laboratory

Data through Feb 12, 2021 verified as of Feb 13, 2021 at 09:25 AM

Data in this report are provisional and subject to change.

The numbers in the table below represent the number of Florida and non-Florida residents for whom test results were received by the Department of Health. A person can be tested by more than one laboratory and can have both positive and negative results. **Therefore, the sum of the numbers in each column will be larger than the total number of people tested.**

Reporting lab	Inconclusive	Negative	Positive	Percent positive	Total
HEARTLAND PEDIATRICS OF LAKE PLACID			7	100%	7
SEBRING PEDIATRICS LLC			7	100%	7
MEDLABS DIAGNOSTICS		7			7
ST VINCENT'S CHILTON		5	2	29%	7
HEALTH CARE LABORATORY SERVICES		1	6	86%	7
UNIVERSITY OF ILLINOIS VETERINARY DIAG		7			7
FLORIDA SCHOOL FOR THE DEAF AND THE BLIND			7	100%	7
CARENOW URGENT CARE-MADISON		7			7
SOMA MEDICAL CENTER MD PA #7 PEDIATRICS			7	100%	7
MONTEFIORE NYACK HOSPITAL AFFILIATED LABORATORY		7			7
COMMUNITY MEDICAL AND DENTAL CARE INC		7			7
GENTRY PARK ORLANDO ASSISTED LIVING		6	1	14%	7
CARE ATC - CITY OF BOYNTON BEACH		2	5	71%	7
BRADENTON PHYSICIANS MEDICAL CENTER			7	100%	7
UF HEALTH			7	100%	7
FHMG_FM AND IM AVALON PARK		2	5	71%	7
ADULT MEDICINE OF LAKE COUNTY INC			7	100%	7
WYOMING COUNTY COMMUNITY HOSPITAL LABORATORY		7			7
MANATEE PEDIATRICS			7	100%	7
ALLEGRO - TAMPA	1	4	2	29%	7
NEMOURS CHILDREN'S HOSPITAL			7	100%	7
GRACE WELLNESS CENTER LLC		6	1	14%	7
DOTHAN PEDIATRIC CLINIC			7	100%	7
ILLINOIS DEPARTMENT OF PUBLIC HEALTH			7	100%	7
SEA LEVEL LABS			7	100%	7
FLORIDA HOSPITAL KISSIMMEE		4	3	43%	7
PEDIATRICS URGENT CARE, LLC			7	100%	7
RICH STREET GROUP HOME			7	100%	7
MINUTECLINIC DIAGNOSTIC OF NORTH CAROLINA, PC		6	1	14%	7
NEW HAMPSHIRE DEPARTMENT OF HEALTH AND HUMAN SERVICES		3	4	57%	7
BERRYHILL MANOR		7			7
CVS MINUTE CLINIC DIAGNOSTIC OF TEXAS,LLC		5	2	29%	7
CVS CA9165POCT SAN DIEGO		7			7
MINUTECLINIC DIAGNOSTIC OF RHODE ISLAND		5	2	29%	7
LEE COUNTY HEALTH DEPARTMENT		4	3	43%	7
MEDEXPRESS URGENT CARE-DUBOIS		7			7
BROOKDALE LAKE ORIENTA			7	100%	7
MINUTECLINIC DIAGNOSTIC OF TN PC #6363		7			7
EMBRY-RIDDLE AERONAUTICAL UNIVERSITY HEALTH			7	100%	7
MEDEXPRESS URGENT CARE - MIDLOTHIAN		6			6
URGENT TEAM - HUNTSVILLE		5	1	17%	6
MINUTECLINIC, LLC #05038		6			6
SV DIAGNOSTIC LAB			6	100%	6
MIAMI RESCUE MISSION CLINIC INC			6	100%	6
BAYCARE ALLIANT HOSPITAL			6	100%	6
FAMILY MEDICINE MEDICAL DRIVE		6			6
XPRESS URGENT CARE LLC		6			6

COVID-19: testing by laboratory

Data through Feb 12, 2021 verified as of Feb 13, 2021 at 09:25 AM

Data in this report are provisional and subject to change.

The numbers in the table below represent the number of Florida and non-Florida residents for whom test results were received by the Department of Health. A person can be tested by more than one laboratory and can have both positive and negative results. **Therefore, the sum of the numbers in each column will be larger than the total number of people tested.**

Reporting lab	Inconclusive	Negative	Positive	Percent positive	Total
PRESBYTERIAN HOME		6			6
MINUTECLINIC DIAGNOSTIC OF NORTH CAROLINA PC #5341		4	2	33%	6
CAN COMMUNITY HEALTH, INC		6			6
TERRACINA LLC		1	5	83%	6
DELIVER MY MEDS CORP		6			6
UT MEMPHIS UNIVERSITY HEALTH SERVICES			6	100%	6
LOUISIANA DEPT OF HEALTH			6	100%	6
SUFFRIDGE DRIVE GROUP HOME		6			6
JOHN T MATHER MEMORIAL HOSPITAL LABORATORY		5	1	17%	6
GENETIC TECHNOLOGICAL INNOVATIONS			6	100%	6
FLORIDA MEDICAL SPECIALISTS		2	4	67%	6
PENSACOLA PEDIATRICS MILTON			6	100%	6
FLORIDA WOMAN CARE LABORATORY			6	100%	6
CHILDREN'S HOSPITAL OF PHILADELPHIA		5	1	17%	6
CITY OF CAPE CORAL		5	1	17%	6
MEDEXPRESS URGENT CARE - STAUNTON		2	4	67%	6
MEDEXPRESS URGENT CARE - TARENTUM		5	1	17%	6
DEPARTMENT OF HEALTH AND HUMAN SERVICES STATE OF NEW HAMPSHIRE			6	100%	6
AVANTE AT ORMOND BEACH INC			6	100%	6
JERSEY SHORE MEDICAL CENTER		6			6
PARTNERS PHARMACY OF FLORIDA LLC		6			6
PANCARE HEALTH - KATE SMITH ELEMENTARY		1	5	83%	6
CITY OF NAPLES FIRE RESCUE		5	1	17%	6
LUMADOC HEALTH		4	2	33%	6
MINUTECLINIC DIAGNOSTICS OF IND, LLC		6			6
ASCENSION ST VINCENT'S CLAY COUNTY			6	100%	6
CVS NC5591POCT STATESVILLE		5	1	17%	6
BOCA VIPEDIATRICS			6	100%	6
AMERICAN EAGLE LEESBURG AL LLC DBA VISTA LAKE			6	100%	6
SOUTHEASTERN DERMATOLOGY GROUP PA		5	1	17%	6
CAPE CORAL URGENT CARE		3	3	50%	6
URGENT TEAM - MUSCLE SHOALS		6			6
MINUTECLINIC #2860		4	2	33%	6
MINUTECLINIC DIAGNOSTIC OF SC, LLC #2		5	1	17%	6
INTEGRATED FAMILY MEDICAL CENTER			6	100%	6
CAMELLIA AT DEERWOOD		2	4	67%	6
FLORIDA PREMIER MEDICAL CARE PA			6	100%	6
TIMBER CREEK PEDIATRICS		6			6
HUNTERS CREEK PEDIATRICS		6			6
MINUTE CLINIC DIAGNOSTIC OF PENNSYLVANIA		6			6
FIRST COAST CARDIOVASCULAR INSTITUTE PA			6	100%	6
West Gate Village, LLC		6			6
CITIZENS BAPTIST MEDICAL CENTERS LAB		5	1	17%	6
CVS NY4098030POCT NEW YORK		6			6
CITYMD		1	5	83%	6
CRESTWOOD MEDICAL CENTER		4	2	33%	6
BROOKDALE CLERMONT			6	100%	6

COVID-19: testing by laboratory

Data through Feb 12, 2021 verified as of Feb 13, 2021 at 09:25 AM

Data in this report are provisional and subject to change.

The numbers in the table below represent the number of Florida and non-Florida residents for whom test results were received by the Department of Health. A person can be tested by more than one laboratory and can have both positive and negative results. **Therefore, the sum of the numbers in each column will be larger than the total number of people tested.**

Reporting lab	Inconclusive	Negative	Positive	Percent positive	Total
AARK LABORATORY		6			6
MEDEXPRESS URGENT CARE - ELM GROVE		5	1	17%	6
THE WINDSOR OF OCALA		2	4	67%	6
MINUTE-CLINIC DIAGNOSTIC OF VIRGINIA, LLC #2003		5	1	17%	6
STPET		4	2	33%	6
Northwell Lab		2	4	67%	6
CAPRONA GROUP HOME			6	100%	6
DR. PHILLIPS MEDICAL WELLNESS CENTER		3	3	50%	6
NORTH FLORIDA PEDIATRICS JASPER			6	100%	6
UNILAB OF DADE INC			6	100%	6
CVA MINUTE CLINIC DIAGNOSTIC OF VIRGINIA, LLC		6			6
MINUTECLINIC, LLC #244		5	1	17%	6
SOMA MEDICAL CENTER PA #4			6	100%	6
FAMILY CARE MEDICAL CENTER			6	100%	6
UNILAB		2	4	67%	6
CVS MINUTE CLINIC DIAGNOSTIC OF TN #6044		6			6
MEDEXPRESS URGENT CARE - RICHMOND, NINE MILE RD		5	1	17%	6
MEDEXPRESS URGENT CARE - HUNTINGTON WE		6			6
CAPITAL HEALTH PLAN LABORATORIES			6	100%	6
AMERICAN HEALTH ASSOC. LABORATORY SOUTH		4	2	33%	6
Florida Clinical Laboratory		1	5	83%	6
MINUTE CLINIC LLC #4017		6			6
MINUTECLINIC DIAGNOSTIC OF ILLINOIS LL		6			6
OAK HARBOR ASSISTED LIVING FACILITY		4	2	33%	6
BAYSHORE POINTE NURSING AND REHAB CENTER			6	100%	6
THE CLINIC PREMISE HEALTH			6	100%	6
PACIFICA SUNRISE☐			6	100%	6
FRESENIUS KIDNEY CARE DUNEDIN			6	100%	6
PATHGROUP LABS, LLC		4	2	33%	6
NYU WINTHROP HOSPITAL PATHOLOGY		6			6
Centrastate Medical Center		5	1	17%	6
MINUTECLINIC MINUTECLINIC #8505		4	2	33%	6
ARLINGTON OF NAPLES		6			6
Fouraker Hills Rehab and Nursing			6	100%	6
CONCENTRA			6	100%	6
EXPRESS CARE OF TAMPA BAY LLC		2	4	67%	6
DOCTORS EXPRESS OF ST PETERSBURG			6	100%	6
ENTRUST IMMEDIATE CARE			6	100%	6
WIREGRASS MEDICAL CENTER			6	100%	6
GLEN FALLS HOSPITAL DEPARTMENT OF PATHOLOGY		6			6
LAKEVIEW TERRACE HOME HEALTH SERVICES LLC			6	100%	6
MINUTECLINIC DIAGNOSTIC OF GEORGIA, LL		5	1	17%	6
CVS TN5601POCT LENOIR CITY		6			6
EDWARD S BENNETT MD PLLC		6			6
RAYMOND BASRI MD		6			6
MEDEXPRESS URGENT CARE - IRVING		6			6
BETH ISRAEL DEACONESS MEDICAL CENTER			6	100%	6

COVID-19: testing by laboratory

Data through Feb 12, 2021 verified as of Feb 13, 2021 at 09:25 AM

Data in this report are provisional and subject to change.

The numbers in the table below represent the number of Florida and non-Florida residents for whom test results were received by the Department of Health. A person can be tested by more than one laboratory and can have both positive and negative results. **Therefore, the sum of the numbers in each column will be larger than the total number of people tested.**

Reporting lab	Inconclusive	Negative	Positive	Percent positive	Total
GRACE REHABILITATION CENTER OF VERO BEACH		4	2	33%	6
CAREWELL 301 - WARWICK			6	100%	6
PUBLIC HEALTH LAB		6			6
MARSHALL MEDICAL CENTER SOUTH LAB		5	1	17%	6
CVS MINUTE CLINIC DIAGNOSTIC OF NEW JERSEY		6			6
ENIGMA DIAGNOSTIC, INC.			6	100%	6
MINUTECLINIC, LLC #1586		4	2	33%	6
NASCAR EVENT MANAGEMENT, LLC		6			6
CVS NC4165POCT BREVARD		4	2	33%	6
YAZJI PEDIATRIC CARE LLC DBA TUKA PEDIATRICS			6	100%	6
PLEASANTVILLE OF SEBASTIAN LLC			6	100%	6
ETHOS LABORATORIES		6			6
MINUTECLINIC LLC (1435)		6			6
PROHEALTH MED		1	5	83%	6
PR HEALTH		1	5	83%	6
ST LUKES ROOSEVELT LABORATORY		6			6
INTERNAL MEDICINE LIPID AND WELNNESS PRACTICE			6	100%	6
LEE COMMUNITY HEALTHCARE - LEHIGH		6			6
Avalon Healthcare and Rehabilitation Center			6	100%	6
MEDEXPRESS URGENT CARE-PITTSFIELD		6			6
ANYLABTEST NOW			6	100%	6
MEDEXPRESS URGENT CARE-PETERS TWP		5	1	17%	6
TEXAS MEDCLINIC			6	100%	6
CVS MINUTE CLINIC DIAGNOSTIC MED GRP OF SAN		4	2	33%	6
CDRX INFUSION			6	100%	6
BROWARD COUNTY HEALTH DEPT.			6	100%	6
CURATIVE CARE CENTER INC		1	5	83%	6
ATLANTIC COMMUNITY HIGH SCHOOL		5	1	17%	6
Baptist Village Retirement Communities		6			6
Nashville Central Laboratory		6			6
MIAMI BEACH COMMUNITY HEALTH CENTER INC			6	100%	6
ST VINCENTS AMBULATORY CARE INC DBA		3	3	50%	6
PALM HARBOR DERMATOLOGY		4	2	33%	6
TAMIAMI LAB MILLENIUM			6	100%	6
CVS MINUTE CLINIC DIAGNOSTIC PA #3060		5	1	17%	6
LIFELINK TISSUE BANK D/B/A LIFELINK TISSUE BANK		6			6
HOLLY HILL HOME INFUSION SERVICE		5	1	17%	6
MEDEXPRESS URGENT CARE - MT LEBANON		4	2	33%	6
MEDICAL CENTER AT OCEAN REEF		1	5	83%	6
BROWARD TRANSITIONAL CENTER			6	100%	6
MC DIAGNOSTIC OF CONNECTICUT , PC # 3		4	2	33%	6
MEDEXPRESS URGENT CARE - BATTLE CREEK		4	2	33%	6
VIBRANT AMERICA		4	2	33%	6
NEMOURS CHILDREN'S URGENT			6	100%	6
QUICK CARE MED WALK IN AND URGENT CARE			6	100%	6
NORTHSIDE HOSPITAL ATLANTA		3	3	50%	6
MINUTE CLINIC LLC #2775		6			6

COVID-19: testing by laboratory

Data through Feb 12, 2021 verified as of Feb 13, 2021 at 09:25 AM

Data in this report are provisional and subject to change.

The numbers in the table below represent the number of Florida and non-Florida residents for whom test results were received by the Department of Health. A person can be tested by more than one laboratory and can have both positive and negative results. **Therefore, the sum of the numbers in each column will be larger than the total number of people tested.**

Reporting lab	Inconclusive	Negative	Positive	Percent positive	Total
RIVER CITY PRIMARY AND URGENT CARE			6	100%	6
SAINT PETER'S UNIVERSITY HOSPITAL		6			6
VITAS HEALTH INC			6	100%	6
MEDEXPRESS URGENT CARE - CULPEPER		6			6
LONG ISLAND JEWISH FOREST HILLS HOSPITAL		6			6
COLUMBIA MEMORIAL HOSPITAL		6			6
LISTENING DOCTOR PLLC, THE		1	5	83%	6
MERCY COLLEGE HEALTH OFFICE		6			6
ACCENTCARE		6			6
MINUTE CLINIC LLC #5706		5	1	17%	6
THE VILLAGES REGIONAL HOSPITAL FREESTANDING		3	3	50%	6
WATAUGA MEDICAL CENTER		4	2	33%	6
SIMEDHEALTH LLC		2	4	67%	6
TAMPA URGENT CARE			6	100%	6
PALMETTO HEALTH ALLIANCE		3	3	50%	6
NORTHEAST ALABAMA REGIONAL MEDICAL CENTER		3	3	50%	6
MINUTECLINIC DIAGNOSTIC OF NEW JERSEY,		5	1	17%	6
MEDEXPRESS URGENT CARE - STATE COLLEGE		5	1	17%	6
THE PALMS REHABILITATION AND HEALTHCARE CENTER		5	1	17%	6
ST. LUCIE COUNTY HEALTH DEPARTMENT		4	1	20%	5
UCF STUDENT HEALTH SERVICES LABORATORY		2	3	60%	5
FLAGLER HEALTH SERVICES INC			5	100%	5
MINUTE CLINIC LLC #10203		5			5
RIO PINAR HEALTH CARE			5	100%	5
WESTMINSTER SHORES			5	100%	5
OMNICARE PHARMACY OFTEXAS 1, LP DBA OMNICARE		5			5
MEDEXPRESS URGENT CARE PORT HURON		4	1	20%	5
MCR HEALTH LAWTON CHILES ADMINISTRATION STE A		1	4	80%	5
CENTREX CLINICAL LABS INC		5			5
CVS MINUTE CLINIC, LLC #22		4	1	20%	5
TANNER MEDICAL CENTER EAST AL		5			5
NORTH PINELLAS CHILDRENS MEDICAL CENTER INC			5	100%	5
REHABILITATION CENTER AT JUPITER GARDENS		5			5
LAKE COUNTY DETENTION CENTER		3	2	40%	5
CAREHERE LCS- EUSTIS			5	100%	5
CYPRESS CREEK MEDICAL CENTER			5	100%	5
MEDICAL CENTER OF BLOUNTSTOWN			5	100%	5
NOVANT HEALTH UVA		2	3	60%	5
WHITE WILSON MEDICAL CENTER - FWB		1	4	80%	5
INTERNAL MEDICINE & PRIMARY CARE ASSOCIATES, PLC			5	100%	5
CHAMPLAIN VALLEY PHYSICIANS HOSPITAL		3	2	40%	5
GUTHRIE MEDICAL GROUP LABORATORIES		5			5
MINUTE CLINIC DIAGNOSTIC OF TN PC #64		5			5
DOCS URGENT CARE		1	4	80%	5
OCHSNER MEDICAL CENTER			5	100%	5
AUGUSTA HEALTH			5	100%	5
MINUTECLINIC DIAGNOSTIC OF TN PC #442		4	1	20%	5

COVID-19: testing by laboratory

Data through Feb 12, 2021 verified as of Feb 13, 2021 at 09:25 AM

Data in this report are provisional and subject to change.

The numbers in the table below represent the number of Florida and non-Florida residents for whom test results were received by the Department of Health. A person can be tested by more than one laboratory and can have both positive and negative results. **Therefore, the sum of the numbers in each column will be larger than the total number of people tested.**

Reporting lab	Inconclusive	Negative	Positive	Percent positive	Total
JACKSON SOUTH COMMUNITY HOSPITAL LAB			5	100%	5
KETTERING HEALTH			5	100%	5
CLAY PRIMARY & FAMILY CARE LLC			5	100%	5
MEDEXPRESS URGENT CARE - CLARKSBURG		5			5
FINLAY		1	4	80%	5
MINUTE-CLINIC DIAGNOSTIC OF VIRGINIA, LLC #794		5			5
GOOD SAMARITAN MEDICAL CENTER			5	100%	5
MAXCARE CLINIC			5	100%	5
MINUTECLINIC, LLC #1492		5			5
Life Care Center of Estero			5	100%	5
WILSON PEDIATRICS			5	100%	5
LAKE MARY HEALTH AND REHABILITATION CENTER		1	4	80%	5
MINUTECLINIC, LLC #03965		5			5
NORTH DADE NURSING AND REHABILITATION CENTER			5	100%	5
PHYSICIANS URGENT CARE BERRY FARMS		4	1	20%	5
CONCENTRA URGENT CARE		1	4	80%	5
MEDEXPRESS URGENT CARE - GLENDALE		5			5
SIGNATURE URGENT CARE			5	100%	5
MINUTECLINIC, LLC, DBA MINUTECLINIC #2		5			5
FLORIDA HOSPITAL LAKE MARY		5			5
MINNESOTA DEPARTMENT OF HEALTH PUBLIC HEALTH LABORATORY DIVISION	1		4	80%	5
EP LTC PHARMACY		4	1	20%	5
RIVERVIEW ALF OPERATOR LLC			5	100%	5
NU WAVE MEDICAL CENTER			5	100%	5
INNOVATIVE COVID-DIVERSEY			5	100%	5
ADVENTHEALTH CAR CENTER AOPKA			5	100%	5
Army Residence Community		5			5
MD NOW MEDICAL CENTER			5	100%	5
COMMONS AT ORLANDO LUTHERAN TOWERS SNF			5	100%	5
KEYSTONE REHABILITATION AND HEALTH CENTER		1	4	80%	5
OCCMED SOLUTIONS		2	3	60%	5
TULLAHOMA HMA, LLC		4	1	20%	5
VAIL VALLEY MEDICAL CENTER			5	100%	5
CVS MINUTE CLINIC DIAG OF IND LLC #5206		4	1	20%	5
EASTCHESTER PEDIATRIC MEDICAL GROUP		5			5
PRECISION DIAGNOSTICS INC - NJ		5			5
DANIEL M LIBBY MD PLLC		5			5
MIAMI CANCER INSTITUTE			5	100%	5
ALL CHILDREN'S HOSPITAL DEPT OF GENERAL PEDIATRICS			5	100%	5
CLEVELAND CLINIC MARTIN HEALTH NURSING & RESTORATIVE		5			5
EXPRESS TEST			5	100%	5
COVID RAPID LABS			5	100%	5
PALM GARDEN OF SUN CITY			5	100%	5
EGL GENETICS DIAGNOSTICS			5	100%	5
MEDEXPRESS URGENT CARE-MUNCIE		5			5
PEDIATRICS OF ALTAMONTE		5			5
MINUTECLINIC DIAG OF IND, LLC #2387		5			5

COVID-19: testing by laboratory

Data through Feb 12, 2021 verified as of Feb 13, 2021 at 09:25 AM

Data in this report are provisional and subject to change.

The numbers in the table below represent the number of Florida and non-Florida residents for whom test results were received by the Department of Health. A person can be tested by more than one laboratory and can have both positive and negative results. **Therefore, the sum of the numbers in each column will be larger than the total number of people tested.**

Reporting lab	Inconclusive	Negative	Positive	Percent positive	Total
BETHESDA COMMUNITY HEALTH CENTER			5	100%	5
MINUTECLINIC DIAGNOSTIC OF TN PC #643		3	2	40%	5
CARL R DARNALL ARMY MEDICAL CENTER			5	100%	5
ADVICE FOR OPTIMAL WELLNESS		2	3	60%	5
HILLSBOROUGH COUNTY HEALTH DEPARTMENT			5	100%	5
GULF COAST PEDIATRICS OF SARASOTA PA		1	4	80%	5
MANATEE COUNTY JAIL		4	1	20%	5
GREENVILLE MEMORIAL HOSPITAL LAB			5	100%	5
WHEELER LABORATORY		4	1	20%	5
FLORIDA PRIMARY & SPECIALTY CARE		5			5
Kennedy University Hospital		5			5
ORLANDO ORTHOPAEDIC CENTER		4	1	20%	5
FLORIDA DEPARTMENT OF HEALTH - INVERNESS		3	2	40%	5
MINUTECLINIC, LLC #03268		4	1	20%	5
PEDIATRIC URGENT HEALTH CARE			5	100%	5
PRECISION LABS LLC		2	3	60%	5
UT SOUTHWESTERN MEDICAL CENTER			5	100%	5
PEACHTREE IMMEDIATE CARE			5	100%	5
MINUTECLINIC DIAGNOSTIC OF PENNSYLVANIA, LLD #1545		5			5
RELIANT IMMUNE DIAGNOSTICS			5	100%	5
ADVANCED URGENT CARE OF MARATHON		1	4	80%	5
MINUTECLINIC DIAGNOSTIC OF NEVADA #87		3	2	40%	5
ST CLOUD COMPOUNDING PHARMACY & WELLNESS CENTER		5			5
SUMTER COUNTY HEALTH DEPARTMENT			5	100%	5
MAXHEALTH		4	1	20%	5
UNIVERSITY OF MIAMI MILLER SCHOOL			5	100%	5
WAKEMED		1	4	80%	5
SOUTH FLORIDA FAMILY HEALTH & RESEARCH CTR			5	100%	5
HEALTH AND WELLNESS CENTER			5	100%	5
TERENCE B MITCHELL MD, INC		1	4	80%	5
APOLLO GARDENS RETIREMENT RESIDENCE CARE		5			5
LABS PLUS LLC		5			5
MEDEXPRESS - COLLINSVILLE BELT LINE		3	2	40%	5
MEDEXPRESS URGENT CARE - BLUEFIELD		4	1	20%	5
BOROPARK URGENT CARE		4	1	20%	5
CVS NATIONAL HARBOR MD2297714CV		5			5
GRAND VILLA OF PALM COAST		5			5
BAYSHORE LABORATORY		4	1	20%	5
COLUMBIA MEMORIAL HOSPITAL LABORATORY		5			5
SOUTHERN OCEAN MEDICAL CENTER		5			5
HAVEN HOSPICE IN CHIEFLAND			5	100%	5
MINUTECLINIC DIAGNOSTIC OF SC, LLC #7		3	2	40%	5
MC DIAGNOSTIC OF CONNECTICUT, PC #1043		5			5
UCARE			5	100%	5
MD NOW MEDICAL CENTER INC			5	100%	5
BROWNE MEDICAL LLC		3	2	40%	5
MEDEXPRESS URGENT CARE - BECKLEY CROSS		4	1	20%	5

COVID-19: testing by laboratory

Data through Feb 12, 2021 verified as of Feb 13, 2021 at 09:25 AM

Data in this report are provisional and subject to change.

The numbers in the table below represent the number of Florida and non-Florida residents for whom test results were received by the Department of Health. A person can be tested by more than one laboratory and can have both positive and negative results. **Therefore, the sum of the numbers in each column will be larger than the total number of people tested.**

Reporting lab	Inconclusive	Negative	Positive	Percent positive	Total
LIVING WATERS MEDICAL CENTER			5	100%	5
PIEDMONT HOSPITAL LAB			5	100%	5
CVS NJ617POCT CEDAR GROVE		5			5
GULF COAST VETERANS HCS PANAMA CITY OPC		5			5
MEDEXPRESS URGENT CARE - WILLIAMSPORT		4	1	20%	5
PREMIER FAMILY HEALTH PA			5	100%	5
URGENT TEAM - NASHVILLE		5			5
OHIO DEPARTMENT OF HEALTH			5	100%	5
APEX HOME HEALTH CARE		4	1	20%	5
MINUTECLINIC MINUTECLINIC #4977		3	2	40%	5
JOE DIMAGGIO CHILDREN'S HOSPITAL		1	4	80%	5
CVS IN6654POCT INDIANAPOLIS		4	1	20%	5
Walker BaptistMedCtr		4	1	20%	5
URGENT CARE OF ERWIN		5			5
DIAGNOSTECHS		4	1	20%	5
WATERTOWN URGENT CARE PLLC		5			5
UW MEDICINE VIROLOGY LAB			5	100%	5
MINUTE CLINIC DIAGNOSTIC OF NORTH CAROLINA		5			5
MINUTECLINIC DIAG OF IND LLC #6998		4	1	20%	5
FLORIDA PRIMARY CARE AND SPORTS MEDICINE INC		2	3	60%	5
UNIVERSITY OF CHICAGO MEDICAL CENTER LAB			5	100%	5
JS HEALTHCARE INC		5			5
XRL SXF REF LAB		5			5
NORTH SHORE HEMATOLOGY-ONCOLOGY ASSOCIATES, PC		5			5
THE UNIVERSITY OF VERMONT MEDICAL CENTER		4	1	20%	5
PANCARE HEALTH - ALTHA PUBLIC			5	100%	5
AMERICAN MEDICAL RESPONSE - DENVER		2	3	60%	5
URGENT CARE OF LONGWOOD			5	100%	5
FLORIDA CLINICAL LABORATORY - BIOREFERENCE LABORATORIES		2	3	60%	5
WEST PACIFIC MEDICAL LABORATORY			5	100%	5
PUTNAM HOSPITAL CENTER LABORATORY		5			5
DEPARTMENT OF HEALTH AND HUMAN SERVICES LANSING			5	100%	5
UNIVERSITY OF MIAMI / SCCC RESEARCH LABORATORY			5	100%	5
NIGHT LITE PEDIATRICS CENTER		1	4	80%	5
WOODHULL MEDICAL AND MENTAL HEALTH CTR		5			5
MINUTE CLINIC DIAGNOSTIC OF MICHIGAN PC		5			5
CVS SC7556POCT WEST COLUMBIA		5			5
MINUTE CLINIC, LLC #1434		5			5
SOMA MEDICAL CENTER PA			5	100%	5
SANDGATE GARDENS REHAB & NURSING CENTER		3	2	40%	5
LABCORP UNSPECIFIED		5			5
PATIENT FIRST - LEESBURG			5	100%	5
TANVIR H SHAGAR NP		5			5
LPG PEDIATRICS AT CAPE CORAL		5			5
SHEEPSHEAD BAY URGENT CARE		5			5
UPMC HEALTH SYSTEM		4	1	20%	5
Enterprise Health and Rehabilitation Center		5			5

COVID-19: testing by laboratory

Data through Feb 12, 2021 verified as of Feb 13, 2021 at 09:25 AM

Data in this report are provisional and subject to change.

The numbers in the table below represent the number of Florida and non-Florida residents for whom test results were received by the Department of Health. A person can be tested by more than one laboratory and can have both positive and negative results. **Therefore, the sum of the numbers in each column will be larger than the total number of people tested.**

Reporting lab	Inconclusive	Negative	Positive	Percent positive	Total
DISCOVERY VILLAGE AT STUART		2	3	60%	5
OPTUMCARE FLORIDA, LLC		3	2	40%	5
FAMILY TREE PRIMARY CARE		4	1	20%	5
MEDEXPRESS URGENT CARE MURRYSVILLE		3	2	40%	5
MINUTECLINIC DIAGNOSTIC OF OHIO #7790		3	2	40%	5
EAST BANK HOSPITAL - UNIVERSITY OF MINNESOTA MEDICAL CENTER			5	100%	5
MINUTE CLINIC DIAGNOSTIC OF TEXAS, LLC		5			5
URGENT MED INC		3	2	40%	5
MIAMI MEDICAL CONSULTANT PA			5	100%	5
VIERA PEDIATRICS		1	4	80%	5
SUTTER TRACY COMMUNITY HOSPITAL			5	100%	5
RUSH UNIVERSITY MEDICAL CENTER LABORATORY			5	100%	5
ELITE MD GROUP INC		1	4	80%	5
FORSYTH HOUSE			5	100%	5
CVS HEALTH MINUTE CLINIC		1	4	80%	5
INFECTION CONTROL/ EMPHEALTH		3	2	40%	5
FLORIDA DEPARTMENT OF HEALTH IN SARASOTA COUNTY		5			5
ST. PETERSBURG PEDIATRICS			5	100%	5
DIXIE COUNTY EMERGENCY SERVICES			5	100%	5
FHPG FAMILY MEDICAL CENTER OF TAMPA BAY		1	4	80%	5
BAPTIST HEALTH - TOWN CENTER			5	100%	5
COPELAND MEDICAL CLINIC		3	2	40%	5
LEE MEMORIAL HEALTH SYSTEM		2	3	60%	5
BEACH HOUSE		5			5
NOVADX		2	3	60%	5
SOUTH FLORIDA BAPTIST HOSPITAL			5	100%	5
PINECREST PEDIATRICS GROUP LLC			5	100%	5
HELIX KH UC			5	100%	5
PEDIATRICS OF CENTRAL FLORIDA - POINCIANA		3	2	40%	5
LEWIS COUNTY MANOR		5			5
DICKSON MEDICAL ASSOCIATES PC PATH LAB		4	1	20%	5
BROOKDALE NEW PORT RICHEY			5	100%	5
STATCARE URGENT & WALK IN MEDICAL CARE		3	2	40%	5
MINUTECLINIC DIAGNOSTIC MED GRP OF CA		4	1	20%	5
NELSON BIOLOGICAL			5	100%	5
QUINTON MEMORIAL HEALTH CARE CENTER		5			5
COOPER HOSPITAL/UNIVERSITY MEDICAL		5			5
ALPHADERA LABS, LLC			5	100%	5
AHF PUBLIC HEALTH LABORATORY			5	100%	5
URGENT CARE COASTAL GA			5	100%	5
MINUTECLINIC DIAGNOSTIC OF ILLINOIS		4	1	20%	5
LAKE NONA PEDIATRICS IN ASSOCIATION WITH NEMOURS		5			5
PHYSICIANS FOR CHILDREN			5	100%	5
AEL KNOXVILLE			5	100%	5
UF HEALTH PATHOLOGY LABORATORIES			5	100%	5
UNIVERSITY OF MIAMI MILLER SCHOOL OF MEDICINE			5	100%	5
NORTHPORT MEDICAL CENTER LAB		5			5

COVID-19: testing by laboratory

Data through Feb 12, 2021 verified as of Feb 13, 2021 at 09:25 AM

Data in this report are provisional and subject to change.

The numbers in the table below represent the number of Florida and non-Florida residents for whom test results were received by the Department of Health. A person can be tested by more than one laboratory and can have both positive and negative results. **Therefore, the sum of the numbers in each column will be larger than the total number of people tested.**

Reporting lab	Inconclusive	Negative	Positive	Percent positive	Total
HENDRY REGIONAL CONVENIENT CARE CENTER			5	100%	5
INDIAN RIVER PRIMARY CARE PA		5			5
MINUTECLINIC, LLC #7139		5			5
MOUNT SINAI BROOKLYN LABORATORY		4	1	20%	5
MEDEXPRESS URGENT CARE MORGANTOWN		5			5
FRANCES WARDE MEDICAL LABORATORY		2	3	60%	5
PM PEDIATRICS OF SELDEN		3	2	40%	5
PHYSICIANS IMMEDIATE CARE ELGIN			5	100%	5
ST JOHNS BIOMEDICAL LAB		5			5
PHYSICIANS REGIONAL MEDICAL CTR - COLLIER BLVD			5	100%	5
MEDEXPRESS URGENT CARE-NESHANNOCK TWP		4	1	20%	5
JUPITER ISLAND MEDICAL CLINIC INC		5			5
PM PEDIATRICS OF BAYSIDE PLLC		5			5
DOTHAN WEST FAMILY MEDICINE		3	2	40%	5
SCIENCE CARE			4	100%	4
PRL NYC PANDEMIC RESPONSE LAB			4	100%	4
JUPITER CLINIC			4	100%	4
PHYSICIANS IMMEDIATE CARE AURORA			4	100%	4
MERCY URGENT CARE			4	100%	4
LIFEPLUS HEALTHCARE GROUP INC		4			4
CAPITAL HEALTH LABORATORY INC			4	100%	4
STONE CLINICAL LABORATORIES OF FL LLC		4			4
MONROE COUNTY DEPT OF PUBLIC HEALTH ST		4			4
VIDANT MEDICAL CENTER			4	100%	4
SANFORD SOUTH UNIVERSITY		4			4
EASTERN FLORIDA STATE COLLEGE - PALM BAY CAMPUS□			4	100%	4
DEPARTMENT OF HEALTH/ NEW YORK			4	100%	4
Signature Healthcare of Savannah		4			4
PM PEDIATRICS OF SELDEN PLLC		4			4
BELLIN HEALTH LAB		1	3	75%	4
FLORIDA HEALTH CARE PLANS STIRLING CENTER			4	100%	4
INDUSTRY LAB DIAGNOSTIC PARTNERS			4	100%	4
FLORIDA HOSPITAL ALTAMONTE		2	2	50%	4
THE DOCTORS CENTER HEALTHCARE-SOUTHSIDE		1	3	75%	4
HARBOUR ISLAND PEDIATRICS LLC			4	100%	4
MEDEXPRESS URGENT CARE, FAIRMONT		4			4
MEDEXPRESS URGENT CARE - MBURG COMMONS		4			4
MIZELL MEMORIAL HOSPITAL			4	100%	4
UNIVERISTY OF MIAMI			4	100%	4
APOPKA FAMILY HEALTH CENTER		3	1	25%	4
OKLAHOMA STATE UNIVERSITY DIAGNOSTIC LAB			4	100%	4
MD ANDERSON			4	100%	4
ABSOLUTE HEALTH		4			4
LATCHER LABORATORY OF A O FOX MEMORIAL		2	2	50%	4
MEASE CONTINUING CARE		2	2	50%	4
INFINITI LABS INC			4	100%	4
GASTROENTEROLOGY ASSOC OF PENSACOLA, PA		2	2	50%	4

COVID-19: testing by laboratory

Data through Feb 12, 2021 verified as of Feb 13, 2021 at 09:25 AM

Data in this report are provisional and subject to change.

The numbers in the table below represent the number of Florida and non-Florida residents for whom test results were received by the Department of Health. A person can be tested by more than one laboratory and can have both positive and negative results. **Therefore, the sum of the numbers in each column will be larger than the total number of people tested.**

Reporting lab	Inconclusive	Negative	Positive	Percent positive	Total
MEDEXPRESS URGENT CARE - TEAYS VALLEY		3	1	25%	4
MAILBOX DIAGNOSTICS		2	2	50%	4
MCKENZIE-WILLAMETTE MEDICAL CENTER LAB		4			4
CVS MA2172POCT NORTH GRAFTON		4			4
ALLIANCE PEDIATRICS PA			4	100%	4
FLORENCE - HUNTSVILLE HOSPITAL URGENT CARE		3	1	25%	4
CHILDREN'S MEDICAL GROUP		4			4
DERMATOLOGY SPECIALISTS OF FL - DR. JON WARD			4	100%	4
CVS NY491POCT JACKSON HEIGHTS		4			4
WYOMING PUBLIC HEALTH LAB			4	100%	4
CARENOW URGENT CARE - CENTRAL AUSTIN		1	3	75%	4
MINUTE-CLINIC DIAGNOSTIC OF VIRGINIA,		4			4
COMMUNITY PHYSICIANS OF NORTH PORT PA			4	100%	4
VITAL CARE URGENT CARE			4	100%	4
KEY WEST URGENT CARE, INC		3	1	25%	4
ST PETE DIRECT PRIMARY CARE		2	2	50%	4
MONTANA DEPARTMENT OF PUBLIC HEALTH & HUMAN SERVICES			4	100%	4
CVS HEALTH, #2043		4			4
MEDEXPRESS URGENT CARE PLEASANT HILLS		3	1	25%	4
MEDEXPRESS URGENT CARE - YORK		1	3	75%	4
PDL PHARMACY CORP			4	100%	4
GENTLE HANDS MOBILE PHLEBOTOMY			4	100%	4
MIAMI COMMUNITY HEALTH CENTER INC		1	3	75%	4
DTR LABS		3	1	25%	4
UNION CITY MANOR NURSING CENTER		4			4
ST CHARLES BEND LABORATORY		3	1	25%	4
MEDEXPRESS URGENT CARE - SOUTH PARKERSBURG		4			4
GRAND VILLA OF LAKELAND		4			4
COMMUNITY HEALTH CENTER OF WEST PALM BEACH			4	100%	4
L3HARRIS FAMILY MEDICAL CENTER			4	100%	4
MEDEXPRESS URGENT CARE - KOKOMO		4			4
FLEET LANDING			4	100%	4
REHABILITATION CENTER OF WINTER PARK,THE			4	100%	4
TRUE HEALTH- HOFFNER		3	1	25%	4
PALMS WEST HOSPITAL			4	100%	4
MEDEXPRESS URGENT CARE - LOGAN		4			4
TALLAHASSEE MEMORIAL HEALTHCARE			4	100%	4
Millennium Nursing & Rehab Center		4			4
Park Ridge Nursing Center		3	1	25%	4
BETHPAGE EXTENDED HOURS CENTER		4			4
CRESTAR LABS		2	2	50%	4
CLINICAL LABORATORIES OF THE BUFFALO		3	1	25%	4
MEDEXPRESS URGENT CARE - WICHITA, S SENECA ST		2	2	50%	4
AFFINITY URGENT CARE			4	100%	4
MEMORIAL HEALTHCARE SYSTEM		1	3	75%	4
THE OASIS ALF		4			4
MEDEXPRESS URGENT CARE - MOUNTAIN HOME		3	1	25%	4

COVID-19: testing by laboratory

Data through Feb 12, 2021 verified as of Feb 13, 2021 at 09:25 AM

Data in this report are provisional and subject to change.

The numbers in the table below represent the number of Florida and non-Florida residents for whom test results were received by the Department of Health. A person can be tested by more than one laboratory and can have both positive and negative results. **Therefore, the sum of the numbers in each column will be larger than the total number of people tested.**

Reporting lab	Inconclusive	Negative	Positive	Percent positive	Total
STEUBEN COUNTY PUBLIC HEALTH		4			4
SHARP MEMORIAL HOSPITAL MICROBIOLOGY DEPT			4	100%	4
ADVENTHEALTH NEW SMYRNA BEACH COMMUNITY HEALTH			4	100%	4
THONOTOSASSA COMMUNITY HEALTH CENTER		1	3	75%	4
FHCP - ORMOND BEACH			4	100%	4
MEDLAB INC		4			4
THE LITTLE CLINIC			4	100%	4
EPI			4	100%	4
MEDEXPRESS URGENT CARE - MARKHAM STREE		3	1	25%	4
WALGREENS #07034		4			4
GRAND AVE PHARMACY			4	100%	4
BENEVA LAKES HEALTHCARE & REHAB CENTER			4	100%	4
JOHN T MACKAY MD			4	100%	4
GUTHRIE MEDICAL GROUP - CORNING		3	1	25%	4
MEDEXPRESS - NEW CASTLE, DUPONT HWY		4			4
CALIFORNIA DEPARTMENT OF PUBLIC HEALTH			4	100%	4
NOT GIVEN		1	3	75%	4
SJH			4	100%	4
MINUTECLINIC DIAGNOSTIC OF WISCONSIN, LLC		4			4
MEDEXPRESS URGENT CARE - WEIRTON		4			4
MINUTE CLINIC DIAGNOSTIC MED GRP		3	1	25%	4
SUNRISE SENIOR LIVING OF JACKSONVILLE			4	100%	4
Oakwood - North Baldwins Center for Living		4			4
FIFTH AVENUE PEDIATRICS		3	1	25%	4
MEDEXPRESS - NEWARK		4			4
LOUISIANA DEPT. OF HEALTH AND HOSPITALS-INFECTIOUS DISEASE EPI SECTION			4	100%	4
COVENIENT CARE MEDICAL CLINIC			4	100%	4
Metro West Nursing and Rehab			4	100%	4
FCHC (OB)-DARWIN SQUARE CTR.			4	100%	4
EMORY UNIVERSITY HOSPITAL		1	3	75%	4
FRESENIUS KIDNEY CARE SOUTH ORLANDO			4	100%	4
NAVAL MEDICAL CENTER SAN DIEGO			4	100%	4
WINTER PARK INTERNAL MEDICINE MD PA		3	1	25%	4
TARPON SPRINGS PEDIATRICS, LLC			4	100%	4
OVIEDO CHILDRENS HEALTH CENTER LLC		1	3	75%	4
CORIZON HEALTH INC			4	100%	4
MD NOW URGENT CARE - DELRAY WEST			4	100%	4
YUSRA MEDICAL ASSOCIATES PA		2	2	50%	4
HAMPTON ALF AT 24TH ROAD LLC			4	100%	4
PRIMECARE		2	2	50%	4
EXPRESS TESTING-ONE			4	100%	4
ManorCare Rehabilitation Center- Decatur		4			4
BAPTIST HEALTH URGENT CARE AT PLANTATION		3	1	25%	4
CVS NJ836POCT RUNNEMEDE		4			4
CVS GA2236POCT WOODSTOCK		4			4
PILGRIM PHARMACY INC		4			4
Sunrise Health and Rehabilitation Center			4	100%	4

COVID-19: testing by laboratory

Data through Feb 12, 2021 verified as of Feb 13, 2021 at 09:25 AM

Data in this report are provisional and subject to change.

The numbers in the table below represent the number of Florida and non-Florida residents for whom test results were received by the Department of Health. A person can be tested by more than one laboratory and can have both positive and negative results. **Therefore, the sum of the numbers in each column will be larger than the total number of people tested.**

Reporting lab	Inconclusive	Negative	Positive	Percent positive	Total
Crowne Health Care of Montgomery		4			4
CAREATC INC BRANDON	1	3			4
PRINCIPLE HOSPICE SERVICE, LLC			4	100%	4
WINCHESTER MEDICAL CENTER			4	100%	4
MINUTECLINIC DIAG OF IND LLC #8651		3	1	25%	4
ADVENTHEALTH MEDICAL GROUP PEDIATRICS		1	3	75%	4
MINUTECLINIC, LLC #4682		2	2	50%	4
MINUTECLINIC, DIAGNOSTIC OF TEXAS, LL		4			4
CAYUGA COUNTY HEALTH DEPARTMENT		3	1	25%	4
MINUTECLINIC DIAG OF IND, LLC #10190		4			4
CVS TX7821POCT LEAGUE CITY		4			4
INTRACOASTAL LABS INC		4			4
BOONE DRUG & HEALTHCARE AT DEERFIELD			4	100%	4
CVS NC6402POCT DAVIDSON		2	2	50%	4
ST. MARY'S HOSPITAL			4	100%	4
PELICAN LANDING		1	3	75%	4
DYNACARE LABORATORIES			4	100%	4
CVS NV9841POCT RENO		2	2	50%	4
UF HEALTH PATHOLOGY LABORATORIES			4	100%	4
MINUTECLINIC DIAGNOSTIC OF MAINE, LLC		2	2	50%	4
SOUTH FLORIDA PEDIATRIC PARTNERS			4	100%	4
DIAGNOSTIC & MEDICAL SPECIALISTS OF GREENWICH		2	2	50%	4
DEVEREUX FLORIDA CHILDRENS CENTER			4	100%	4
Health Care Center of Jacksonville			4	100%	4
ADVENT HEALTH - TUSKAWILLA		4			4
ST BARNABAS HOSPITAL		4			4
AURORA BAYCARE UROLOGY			4	100%	4
ELITE MEDICAL CENTER			4	100%	4
Advanced Care Center			4	100%	4
BAYLOR ESOTERIC AND MOLECULAR LAB			4	100%	4
TRIDENT BIOMETRICS		3	1	25%	4
CAPTAIN JAMES A. LOVELL FEDERAL HEALTHCARE CENTER			4	100%	4
Heartland of Boynton Beach			4	100%	4
MINUTECLINIC, LLC #1470		4			4
MEDEXPRESS URGENT CARE - SUMMERSVILLE, WEBSTER RD		4			4
CVS MINUTE CLINIC DIAGNOSTIC OF TEXAS		3	1	25%	4
GEORGE E WEEMS MEMORIAL HOSPITAL LAB		3	1	25%	4
IMIC INC RESEARCH			4	100%	4
HEALTHY MINORS PEDIATRIC URGENT CARE		4			4
LIFE CARE HOME HEALTH SERVICES LLC		1	3	75%	4
LEE PHYSICIAN GROUP		3	1	25%	4
PERSONAL PHYSICIAN CARE PA			4	100%	4
ACCENT PHYSICIAN SPECIALISTS PA		4			4
HOME DOCS		2	2	50%	4
SONIC REFERENCE LABORATORY			4	100%	4
ELITE CARE			4	100%	4
ALASKA PUBLIC HEALTH LAB		1	3	75%	4

COVID-19: testing by laboratory

Data through Feb 12, 2021 verified as of Feb 13, 2021 at 09:25 AM

Data in this report are provisional and subject to change.

The numbers in the table below represent the number of Florida and non-Florida residents for whom test results were received by the Department of Health. A person can be tested by more than one laboratory and can have both positive and negative results. **Therefore, the sum of the numbers in each column will be larger than the total number of people tested.**

Reporting lab	Inconclusive	Negative	Positive	Percent positive	Total
MINUTECLINIC DIAGNOSTIC OF KENTUCKY		4			4
FLORIDA MEDICAL ASSOCIATES LLC			4	100%	4
MEDEXPRESS URGENT CARE - SOMERSET TOWNSHIP		4			4
MARION AND BERNARD L SAMSON NURSING CENTER			4	100%	4
CARENOW URGENT CARE - WINTER SPRINGS		3	1	25%	4
MAINE DEPARTMENT OF HEALTH AND HUMAN SERVICES			4	100%	4
UNC HOSPITAL/MCLENDON CLINICAL LABORATORIES			4	100%	4
CELAL GUROL ERBAY, MD			4	100%	4
CELERION			4	100%	4
OMNICARE PHARMACY OF TEXAS 1		4			4
ENCOMPASS HOME HEALTH		4			4
PEDIATRICS IN BREVARD-COCOA BEACH		2	2	50%	4
MEDEXPRESS URGENT CARE SHADYSIDE		3	1	25%	4
COMPREHENSIVE CLINICAL RESEARCH, LLC			4	100%	4
MEDEXPRESS URGENT CARE HUNTINGTON		4			4
PANCARE HEALTH YOUNGSTOWN			4	100%	4
CARENOW URGENT CARE-HERMITAGE			4	100%	4
USCG SECTOR ST PETE		1	3	75%	4
PORT ORANGE NURSING & REHAB			4	100%	4
MEDICAL CENTER ENTERPRISE			4	100%	4
LAKE FOREST PARK OP CO LLC		4			4
Grace Rehabilitation of Vero Beach		4			4
ASCENSION ST VINCENT'S MEDICAL CENTER		3	1	25%	4
ALVARO J DANGOND MD PA		4			4
CVS TN7698POCT KNOXVILLE		4			4
SYNEXUS CLINICAL RESEARCH US INC		2	2	50%	4
MINUTECLINIC DIAGNOSTIC OF RHODE ISLAN		4			4
QUALITY MEDICAL CARE			4	100%	4
MARSHFIELD LABORATORIES			4	100%	4
SIGNATURE CARE MONTROSE		2	2	50%	4
MINUTE CLINIC INCORPORTE		4			4
ADVENTHEALTH MEDICAL GROUP PEDIATRIC & ADOLESCENT		3	1	25%	4
MINUTECLINIC DIAG OF IND, LLC #6697		4			4
PALM BEACH CANCER INSTITUTE			4	100%	4
CENTERPLACE HEALTH, INC			4	100%	4
CONSULATE HEATH CARE AT WEST ALTAMONTE			4	100%	4
CAPE COD HOSPITAL			4	100%	4
REFUGE A HEALING PLACE, THE			4	100%	4
MEDEXPRESS URGENT CARE - FORT WORTH S		3	1	25%	4
COMPASSION PEDIATRIC URGENT CARE LLC			4	100%	4
HARBORCHASE OF VILLAGES CROSSING			4	100%	4
FLORIDA HEALTHCARE OF ORLANDO			4	100%	4
NEULIFE NEUROLOGICAL SERVICES LLC			4	100%	4
SunTerrace Health Care Center		3	1	25%	4
CVS OH2342POCT WEST CHESTER		3	1	25%	4
MEDEXPRESS URGENT CARE - PRINCETON		4			4
DEPARTMENT OF HEALTH AND HUMAN SERVICES		2	2	50%	4

COVID-19: testing by laboratory

Data through Feb 12, 2021 verified as of Feb 13, 2021 at 09:25 AM

Data in this report are provisional and subject to change.

The numbers in the table below represent the number of Florida and non-Florida residents for whom test results were received by the Department of Health. A person can be tested by more than one laboratory and can have both positive and negative results. **Therefore, the sum of the numbers in each column will be larger than the total number of people tested.**

Reporting lab	Inconclusive	Negative	Positive	Percent positive	Total
MEDEXPRESS URGENT CARE - FREDERICK		4			4
MINUTECLINIC DIAGNOSTIC OF VIRGINIA, LLC #1656		4			4
PHYSICIANS QUALITY CARE			4	100%	4
REDMED OF CROSSTOWN		1	3	75%	4
FISHERMEN'S HOSPITAL			4	100%	4
PEACEHEALTH LABORATORIES		3	1	25%	4
BOND & STEELE CLINIC PA D/B/A BOND CLINIC PA		4			4
MINUTECLINIC DIAG OF IND LLC #1367		4			4
CAREATC, INC.			4	100%	4
LAFAYETTE NURSING AND REHAB			4	100%	4
DEPARTMENT OF PATHOLOGY ROME MEMORIAL		3	1	25%	4
CELEBRATION PEDIATRICS			4	100%	4
WILLIAM A HINTON STATE LABORATORY INSTITUTE		1	3	75%	4
COMPUNET CLINICAL LAB			4	100%	4
MEDEXPRESS URGENT CARE - TULSA, S YALE AVE		4			4
FAMILY MEDICINE AT WATERMAN		4			4
SARASOTA MEDICAL CENTER			4	100%	4
PANCARE HEALTH - PONCE DE LEON			4	100%	4
AHC Decatur County		4			4
IMMUNOGENOMICS LLC		1	3	75%	4
State Lab Unspecifd			4	100%	4
ADVANCED PEDIATRICS OF BOCA LLC			4	100%	4
COURTYARD GARDENS OF BOYNTON BEACH, LLC		1	3	75%	4
MINUTECLINIC, LLC #1431		3	1	25%	4
THE RETREAT AT PORT ORANGE			4	100%	4
FAMILY MEDICINE AT WINTER PARK			4	100%	4
BARTON MEMORIAL HOSPITAL		3	1	25%	4
DIAMOND SPEEDWAY DIALYSIS		1	3	75%	4
MINUTECLINIC DIAGNOSTIC OF VIRGINIA		4			4
COMPASSION PEDIATRICS			4	100%	4
KENTUCKY CABINET FOR HEALTH AND FAMILY SERVICES			4	100%	4
PRINCETON BMC LABORATORY		4			4
FLORIDA CANCER SPECIALISTS AND RESEARCH		2	2	50%	4
CAREWELL 202			4	100%	4
Westminster Manor		3	1	25%	4
ACCESS RECOVERY SOLUTIONS LLC			4	100%	4
BAPTIST HEALTH MEDICAL CENTER			4	100%	4
MINUTE CLINIC #8979		4			4
MINUTECLINIC, LLC #1796		3	1	25%	4
LEON MEDICAL CENTERS, LLC			4	100%	4
MEDEXPRESS URGENT CARE LAVALE		4			4
DEACONESS HOSPITAL			4	100%	4
AHC of Mckenzie		4			4
LEVY COUNTY SHERRIF'S DEPT			4	100%	4
RELIANT ACUTE CARE			4	100%	4
MASSASHUSETTS STATE LAB INSTITUTE		1	3	75%	4
NEMOURS CHILDREN'S CLINIC			4	100%	4

COVID-19: testing by laboratory

Data through Feb 12, 2021 verified as of Feb 13, 2021 at 09:25 AM

Data in this report are provisional and subject to change.

The numbers in the table below represent the number of Florida and non-Florida residents for whom test results were received by the Department of Health. A person can be tested by more than one laboratory and can have both positive and negative results. **Therefore, the sum of the numbers in each column will be larger than the total number of people tested.**

Reporting lab	Inconclusive	Negative	Positive	Percent positive	Total
MINUTECLINIC, LLC, DBA MINUTECLINIC #6		4			4
MINUTECLINIC DIAGNOSTIC OF VIRGINIA, LLC #255		4			4
MINUTECLINIC DIANOSTIC OF VIRGINA, LL		3	1	25%	4
FAMILY TREE DNA			4	100%	4
ARCPPOINT LABS OF FORT LAUDERDALE, FL CENTRAL		1	3	75%	4
LIFEHOPE LABS			4	100%	4
ROAN DRUG COMPANY LLC		4			4
FOUNDCARE, INC			4	100%	4
REELFOOT FAMILY WALK IN CLINIC		3	1	25%	4
CAREWELL URGENT CARE			4	100%	4
HEALTHCARE NETWORK OF SOUTHWEST FLORIDA			4	100%	4
INTERMARKET FACILITY			4	100%	4
BIRMINGHAM VAMC		1	3	75%	4
MINUTE CLINIC OF KANSAS PA		1	3	75%	4
UNIVERSITY OF WASHINGTON MEDICAL CENTER (UWMC) EMERGENCY DEPT.			4	100%	4
MEMORIAL HEALTH CARE SYSTEMS			4	100%	4
CONCIMED LLC		3	1	25%	4
ASCENDI HOME HEALTH AGENCY INC			4	100%	4
FLORIDA HEART AND VASCULAR			4	100%	4
COVID TESTING LLC			4	100%	4
AIREVAC INTERNATIONAL		4			4
MEDICINE SHOPPE #1306 THE		3	1	25%	4
POWERS PEDIATRICS			4	100%	4
GENUS DIAGNOSTICS			4	100%	4
PARADIGM LABORATORIES			4	100%	4
SOUTHWESTERN REGIONAL MEDICAL CENTER - TULSA		4			4
SIGNATURE CARE EMERGENCY CENTER		2	2	50%	4
SOUTHEASTERN REGIONAL MEDICAL CENTER			4	100%	4
GENEVA GENERAL HOSPITAL LABORATORY		3	1	25%	4
BIOTEST PLASMA CENTER		4			4
CARE ONE PRIMARY CARE			4	100%	4
CVS OH3080POCT HUBER HEIGHTS		4			4
WESLEY CHAPEL INTERNAL MEDICINE AND PEDIATRICS			4	100%	4
CVS OH2543POCT CANFIELD		4			4
CALUSA HARBOUR			4	100%	4
MINUTECLINIC, LLC #5707		4			4
ARKANSAS DEPARTMENT OF HEALTH			4	100%	4
URGENT CARE - OCONEE		2	2	50%	4
DISCOVERY VILLAGE AT DEERWOOD			4	100%	4
CVS OH3476POCT TIPP CITY		4			4
BETTERMED URGENT CARE			3	100%	3
Kroger 124 - The Little Clinic University		3			3
CELEBRATION PRIMARY CARE ASSOCIATES LLC		3			3
PEDIATRICS BY THE SEA JOG RD OFFICE			3	100%	3
VILLAGES HEALTH, THE		3			3
HELIX MEDICAL CENTERS		1	2	67%	3
CVS OH6123POCT CINCINNATI		2	1	33%	3

COVID-19: testing by laboratory

Data through Feb 12, 2021 verified as of Feb 13, 2021 at 09:25 AM

Data in this report are provisional and subject to change.

The numbers in the table below represent the number of Florida and non-Florida residents for whom test results were received by the Department of Health. A person can be tested by more than one laboratory and can have both positive and negative results. **Therefore, the sum of the numbers in each column will be larger than the total number of people tested.**

Reporting lab	Inconclusive	Negative	Positive	Percent positive	Total
FLORIDA HOSPITAL PHYSICIANS GROUP		1	2	67%	3
MINUTECLINIC DIAG OF IND, LLC #6483		1	2	67%	3
Kroger 388 - The Little Clinic Braelinn Village		3			3
SUN TERRACE HEALTH CARE CENTER			3	100%	3
FLAGLER FAMILY MEDICINE PA			3	100%	3
MINUTECLINIC DIAGNOSTIC OF MICHIGAN, P		3			3
MINUTE CLINIC LLC #0169		3			3
AUSTIN PUBLIC HEALTH			3	100%	3
HEALTHQUEST, INC		2	1	33%	3
NDX-CORE LAB			3	100%	3
BRADENTON PHYSICIAN MEDICAL CENTER			3	100%	3
NEMOURS CHILDRENS PRIMARY CARE MAITLAND			3	100%	3
ST. PETERSBURG PEDIATRICS- 38TH AVENUE			3	100%	3
BRANDON REGIONAL EMERGENCY CTR			3	100%	3
CVS PA5890POCT MONROEVILLE		2	1	33%	3
SANFORD MOBILE LAB			3	100%	3
NASSAU COUNTY HEALTH DEPARTMENT		3			3
ERIE COUNTY PUBLIC HEALTH CLINICAL		3			3
BRIGHAM AND WOMEN'S HOSPITAL			3	100%	3
BERGEN NEW BRIDGE M		3			3
CULLMAN REGIONAL URGENT CARE		2	1	33%	3
AVANTE INVERNESS		1	2	67%	3
CARENOW-LEBANON		1	2	67%	3
SOUTH MIAMI HOSPITAL			3	100%	3
BNR PHARMACY INC		3			3
EMERALD COAST CENTER			3	100%	3
GUIDANCE / CARE CENTER, INC		3			3
VA OUTPATIENT CLINIC-NEW PORT RICHEY			3	100%	3
PATHOLOGY REFERENCE LAB LLC			3	100%	3
MINUTECLINIC MINUTECLINIC #3665		3			3
CVS IN3975POCT JEFFERSONVILLE		2	1	33%	3
VELOCITY CARE			3	100%	3
BARONESS ERLANGER HOSPITAL		3			3
ADVANCED HEALTHCARE ASSOCIATES		3			3
KINGS BAY PEDIATRICS LLC			3	100%	3
OPTUM PRIMARY CARE - SILVER LAKES			3	100%	3
MICHIGAN HEALTH CLINIC LABORATORIES		2	1	33%	3
MEDEXPRESS URGENT CARE - RICHMOND, W BROAD ST		3			3
MONTEFIORE MEDICAL CENTER LABS MONTEFIORE		2	1	33%	3
TIEHH BIOTERRORISM RESPONSE LAB			3	100%	3
LEE CONVENIENT CARE AT SUMMERLIN			3	100%	3
MARION COUNTY FIRE RESCUE		3			3
Lakeview Village		3			3
WALGREENS #07502		3			3
CENTRAL JERSEY URGENT CARE		3			3
CUMBERLAND HEIGHTS		3			3
BAPTIST PRIMARY CARE FERNANDINA BEACH			3	100%	3

COVID-19: testing by laboratory

Data through Feb 12, 2021 verified as of Feb 13, 2021 at 09:25 AM

Data in this report are provisional and subject to change.

The numbers in the table below represent the number of Florida and non-Florida residents for whom test results were received by the Department of Health. A person can be tested by more than one laboratory and can have both positive and negative results. **Therefore, the sum of the numbers in each column will be larger than the total number of people tested.**

Reporting lab	Inconclusive	Negative	Positive	Percent positive	Total
COVANCE CLS			3	100%	3
COMMUNITY MEDICAL CENTER			3	100%	3
GREENTREE MEDICAL CENTER			3	100%	3
MEDEXPRESS URGENT CARE-CHIPPEWA		2	1	33%	3
FELICIDAD MEDICAL CENTER INC			3	100%	3
MEDEXPRESS URGENT CARE - HOLLINS		3			3
MEDICAL CENTER OF THE ROCKIES			3	100%	3
MEDEXPRESS URGENT CARE-HERSHEY		2	1	33%	3
GRADY MEMORIAL HOSPITAL/MICRO			3	100%	3
TAMPA		1	2	67%	3
2412 LEBANON PIKE		2	1	33%	3
FHPG TAMPA PRIMARY CARE			3	100%	3
CULLMAN REGIONAL MEDICAL CENTER		2	1	33%	3
COASTAL LABORATORIES OF FLORIDA			3	100%	3
TMH PHYSICIAN PARTNERS SOUTHWOOD			3	100%	3
TRANSPLANT GENOMICS INC (EUROFINS)		3			3
SPRING LAKE REHABILITATION CENTER			3	100%	3
MEDEXPRESS URGENT CARE, BELLE VERNON		3			3
SSM HEALTH ST LOUIS MICROBIOLOGY LABORATORY		1	2	67%	3
LIFE CARE CENTER OF SKAGIT VALLEY		3			3
MEDEXPRESS URGENT CARE - LITTLE ROCK		2	1	33%	3
NORTHERN LIGHT LABORATORY		1	2	67%	3
GREATER MOBILE URGENT CARE – SPRINGHILL			3	100%	3
URGENT CARE OF THE SMOKIES			3	100%	3
CVS NC3319POCT CHARLOTTE		2	1	33%	3
GADSDEN COUNTY HEALTH DEPARTMENT			3	100%	3
ST MARYS MEDICAL CENTER			3	100%	3
SOUTH LAKE FAMILY HEALTH CENTER			3	100%	3
TRUE HEALTH – LAKE UNDERHILL		3			3
ASPEN VALLEY HOSPITAL			3	100%	3
PINELLAS PARK HEALTH CENTER - PINELLAS CHD		1	2	67%	3
MINUTECLINIC, LLC #05814		3			3
NORTH NAPLES HOSPITAL RESPIRATORY THERAPY DEPARTMENT			3	100%	3
HILLVIEW LABORATORY			3	100%	3
IOWA DEPARTMENT OF PUBLIC HEALTH			3	100%	3
ALLIANCE LABS @LRMC			3	100%	3
VIRGINIA DEPARTMENT OF HEALTH DIVISION OF			3	100%	3
MINUTECLINIC DIAG OF IND, LLC #6472		3			3
MEDEXPRESS-HOUSTON EAST FWY		1	2	67%	3
MEDEXPRESS URGENT CARE-SCOTT TOWNSHIP		3			3
VIRGINIA DIVISION OF CONSOLIDATED LABORATORIES			3	100%	3
MEDEXPRESS URGENT CARE- FORT WORTH N T		3			3
CVS GA3766POCT DACULA		1	2	67%	3
ROANE MEDICAL CENTER		2	1	33%	3
CORTLAND COUNTY HEALTH DEPARTMENT		3			3
UNIVERSITY HOSPITALS OF CLEVELAND			3	100%	3
WELLMED AT APOLLO BEACH BLVD		1	2	67%	3

COVID-19: testing by laboratory

Data through Feb 12, 2021 verified as of Feb 13, 2021 at 09:25 AM

Data in this report are provisional and subject to change.

The numbers in the table below represent the number of Florida and non-Florida residents for whom test results were received by the Department of Health. A person can be tested by more than one laboratory and can have both positive and negative results. **Therefore, the sum of the numbers in each column will be larger than the total number of people tested.**

Reporting lab	Inconclusive	Negative	Positive	Percent positive	Total
CLINICAL CARE ASSOCIATES, INC			3	100%	3
CROSSVILLE MEDICAL GROUP		1	2	67%	3
RANDOLPH DIABETES AND WELLNESS		2	1	33%	3
CENTURY LINK SPORTS COMPLEX			3	100%	3
YORK HOSPITAL - LABORATORY			3	100%	3
ELITE PRIMARY CARE OF WAYCROSS			3	100%	3
RICHMOND CITY DEPARTMENT OF PUBLIC HEALTH			3	100%	3
DASCENA, INC			3	100%	3
ANN STORCK CENTER INC		3			3
JOSEF SCHENKER, MD, PC		3			3
SOUTH COUNTY MENTAL HEALTH CENTER INC			3	100%	3
NEBRASKA DEPARTMENT OF HEALTH AND HUMAN SERVICES			3	100%	3
QUEST DIAGNOSTICS PSC			3	100%	3
Kroger 959 - The Little Clinic Carmel		3			3
LITTLE SPURS PEDIATRIC URGENT CARE		1	2	67%	3
Kennedy University Hospital -Wash Twp L		3			3
GROVES CENTER			3	100%	3
UNIVERSITY OF KANSAS MEDICAL CENTER			3	100%	3
GARCIA MORALES NELSON			3	100%	3
SOFTCELL L-FORM LABORATORIES, LLC			3	100%	3
HALIFAX HEALTH CARE FOR WOMEN		3			3
STUYVESANT URGENT CARE		3			3
EXTENDICARE HEALTH & REHAB CENTER		3			3
ALLIED PHYSICIANS GROUP PLLC		3			3
GRAND VILLA OF SARASOTA		2	1	33%	3
LUVERNE HEALTH AND REHABILITATION		3			3
MINUTE CLINIC, LLC #4650		3			3
QUALITY LABORATORY SERVICE		2	1	33%	3
STRINGFELLOW MEMORIAL HOSPITAL		3			3
VICAR'S LANDING NURSING HOME		2	1	33%	3
PATIENT FIRST - ALLENTOWN			3	100%	3
CVS IL8747POCT CHICAGO		3			3
Hunterdon Medical Center Laboratory		3			3
Gulfport Rehabilitation Center			3	100%	3
MED EXPRESS URGENT CARE PC - MARYLAND		2	1	33%	3
ALOHA HOME CARE LLC DBA ACCENTCARE HOME HEALTH OF		3			3
NEOGENOMICS LABORATORIES, INC		3			3
DELAWARE PUBLIC HEALTH LABORATORY		1	2	67%	3
Greystone Health Care Center		3			3
CELEBRATION PEDIATRICS PA			3	100%	3
CTRS			3	100%	3
PEDIATRICS AND ADOLESCENT MEDICINE		2	1	33%	3
OPTUM OF RED ROAD		3			3
BOLING, STEPHANIE		3			3
COMMUNICABLE DISEASE CONTROL/PUBLIC HEALTH EMERGENCY PREPAREDNESS			3	100%	3
UNITY HEALTH AND REHABILITATION CENTER			3	100%	3
CUMBERLAND MEDICAL CENTER INC		3			3

COVID-19: testing by laboratory

Data through Feb 12, 2021 verified as of Feb 13, 2021 at 09:25 AM

Data in this report are provisional and subject to change.

The numbers in the table below represent the number of Florida and non-Florida residents for whom test results were received by the Department of Health. A person can be tested by more than one laboratory and can have both positive and negative results. **Therefore, the sum of the numbers in each column will be larger than the total number of people tested.**

Reporting lab	Inconclusive	Negative	Positive	Percent positive	Total
CVS NC7588POCT ASHEVILLE		3			3
SARASOTA PERSONAL MEDICINE		2	1	33%	3
ESCO DRUG CO INC		3			3
Wynfield Park Health and Rehabilitation		3			3
KIDSWOOD PEDIATRICS CORP			3	100%	3
ACL LABORATORIES INDUSTRIAL TOXICOLOGY			3	100%	3
MOULTRIE CREEK NURSING AND REHAB			3	100%	3
HOUSTON METHODIST HOSPITAL			3	100%	3
DACH MAIN LAB			3	100%	3
MINUTECLINIC LLC #5176			3	100%	3
MINUTECLINIC, LLC #09202		2	1	33%	3
ADVANCED HEART CARE OF SOUTH FLORIDA		3			3
BRENTWOOD SENIOR LIVING AT ST PETE			3	100%	3
MODMD LABORATORY		3			3
MEDEXPRESS URGENT CARE NORWIN		3			3
SIGNATURE CARE PFLUGERVILLE			3	100%	3
KISSIMMEE URGENT CARE		3			3
NORTHCREST MEDICAL CENTER		1	2	67%	3
ONSLow MEMORIAL HOSPITAL LABORATORY		3			3
MONTANA PUBLIC HEALTH LAB			3	100%	3
HEART OF FLORIDA HEALTH CENTER INC			3	100%	3
MEDEXPRESS URGENT CARE - WILKES BARRE		2	1	33%	3
NORTHWEST FLORIDA CLINICAL LAB		1	2	67%	3
ADVANCED URGENT CARE CENTER OF THE UPPER KEYS		1	2	67%	3
COVID PROCESSING SITE			3	100%	3
GAINESVILLE PEDIATRIC ASSOCIATES			3	100%	3
Mill Valley Care Center		3			3
CENTRAL JERSEY URGENT CARE OF BROWN MI		3			3
THOMAS LANGLEY			3	100%	3
SCHIFF CENTER FOR LIVER DISEASES		1	2	67%	3
NORTH CAROLINA DEPT OF HEALTH & HUMAN SRVCS STATE LAB OF PUBLIC HEALTH			3	100%	3
Kroger 627 - The Little Clinic Castleberry		2	1	33%	3
MEDFIRST URGENT CARE			3	100%	3
ESTERO FIRE RESCUE		3			3
NEMOURS CHILDRENS PRIMARY CARE HORIZON WEST			3	100%	3
SUNDALE NURSING HOME		3			3
CVS OH3393POCT AURORA		2	1	33%	3
Kroger 635 - The Little Clinic Dacula		3			3
LEESBURG COMMUNITY HEALTH CENTERS			3	100%	3
MONROE COUNTY FIRE RESCUE		3			3
TIFTON CARECONNECT URGENT CARE			3	100%	3
WYOMING DEPT OF HEALTH			3	100%	3
COASTAL SKIN SURGERY AND DERMATOLOGY PL		3			3
EXETER HOSPITAL		3			3
HARBORCHASE OF STUART			3	100%	3
MEDEXPRESS URGENT CARE - WHEELING		2	1	33%	3
CROWNE HEALTH CARE OF FORT PAYNE		2	1	33%	3

COVID-19: testing by laboratory

Data through Feb 12, 2021 verified as of Feb 13, 2021 at 09:25 AM

Data in this report are provisional and subject to change.

The numbers in the table below represent the number of Florida and non-Florida residents for whom test results were received by the Department of Health. A person can be tested by more than one laboratory and can have both positive and negative results. **Therefore, the sum of the numbers in each column will be larger than the total number of people tested.**

Reporting lab	Inconclusive	Negative	Positive	Percent positive	Total
CVS TN7289POCT SIGNAL MOUNTAIN		3			3
MEDEXPRESS - WILMINGTON CONCORD PIKE		2	1	33%	3
SMOKY MOUNTAIN URGENT CARE AND FAMILY MEDICINE CENTER			3	100%	3
MPG JACKSONVILLE ATLANTIC BLVD		1	2	67%	3
CGH MEDICAL CENTER			3	100%	3
Broadview Multi-Care Center		3			3
CVS MD2956POCT NEW MARKET		2	1	33%	3
LEE COMMUNITY HEALTHCARE INC NORTH FORT MYERS		3			3
TMH PHYSICIAN PARTNERS BLOUNTSTOWN			3	100%	3
SEMINOLE FAMILY HEALTH CENTER		3			3
BROOKDALE OAKBRIDGE		1	2	67%	3
DEPARTMENT OF HEALTH AND HUMAN SERVICES DIVISION OF BEHAVIORAL HEALTH		1	2	67%	3
REGIONAL MEDICAL LAB			3	100%	3
FLORIDA DEPARTMENT OF HEALTH IN MIAMI DADE COUNTY		2	1	33%	3
RIVER CITY MEDICAL ASSOCIATES INC			3	100%	3
Rutgers Health Rwj University Hospital - Laboratory		2	1	33%	3
MINUTECLINIC DIAGNOSTIC OF TN, PC 6304		2	1	33%	3
NOVANT HEALTH PRESBYTERIAN		2	1	33%	3
IVY CREEK URGENT CARE OF ENTERPRISE			3	100%	3
HEARTLAND - CHARLESTON OF HANAHAN SC,		3			3
ALABAMA DEPT PUBLIC HEALTH			3	100%	3
CVS MN6811POCT PLYMOUTH		3			3
ST LUKES HOSPITAL LABORATORY		2	1	33%	3
BETH ISRAEL MEDICAL CENTER LABS		3			3
MID FLORIDA CLINICAL LABORATORY		2	1	33%	3
SCIENTIFIC LABORATORY DIVISION			3	100%	3
MINUTECLINIC DIAGNOSTIC OF OHIO #3407		3			3
LINCOLN MEDICAL CENTER		3			3
INTERNAL MEDICINE AND WOUND CARE SPECIALIST LLC		3			3
THE OASIS BEACHSIDE		3			3
NORTH DAKOTA DEPT OF HEALTH MICROBIOLOGY		1	2	67%	3
CVS TX8387POCT AUSTIN		3			3
MINUTECLINIC DIAGNOSTIC OF TN PC #240		3			3
CVS DC1340POCT WASHINGTON		3			3
VA PRIMARY CARE ANNEX			3	100%	3
ASSOCIATES IN MEDICINE		1	2	67%	3
EMORY BENNETT VETERANS NURSING HOME		3			3
CLEARWATER		2	1	33%	3
FAMILY MEDICAL CLINIC HOMESTEAD, LLC			3	100%	3
MINUTECLINIC DIAG OF IND, LLC #6648		2	1	33%	3
CVS MINUTE CLINIC DIAGNOSTIC MED GRP OF CAL		3			3
SCRIPPS CLINIC MEDICAL			3	100%	3
SENTARA NORFOLK GENERAL HOSPITAL CENTRAL LAB			3	100%	3
FLORIDA DEPARTMENT OF HEALTH SEMINOLE COUNTY		1	2	67%	3
CVS RI1717POCT 1 CVS DR			3	100%	3
LPG PEDIATRICS AT LEHIGH ACRES		2	1	33%	3
FIRST CARE - MIDDLESBORO			3	100%	3

COVID-19: testing by laboratory

Data through Feb 12, 2021 verified as of Feb 13, 2021 at 09:25 AM

Data in this report are provisional and subject to change.

The numbers in the table below represent the number of Florida and non-Florida residents for whom test results were received by the Department of Health. A person can be tested by more than one laboratory and can have both positive and negative results. **Therefore, the sum of the numbers in each column will be larger than the total number of people tested.**

Reporting lab	Inconclusive	Negative	Positive	Percent positive	Total
MEDICAL SERVICES OF AMERICA HOME HEALTH		3			3
HIALEAH SHORES NURSING AND		2	1	33%	3
PREMIER FAMILY AND SPORTS MEDICINE		2	1	33%	3
ADRIANA M CASTRO MD PA		3			3
CABELL HUNTINGTON HOSPITAL CLINICAL LAB			3	100%	3
WALGREENS NO 19542		3			3
WEST TN HEALTH MED NORTH		3			3
SUPER HEALTH PHARMACY LLC		3			3
MEDEXPRESS URGENT CARE - WEST ST PAUL, ROBERT ST S		3			3
SUMNER REGIONAL MEDICAL CENTER		2	1	33%	3
SPARROW CENTRAL LAB			3	100%	3
OPENTRONS PRL		2	1	33%	3
ADVANCED PEDIATRICS			3	100%	3
NORTH BROWARD HOSPITAL DISTRICT HEALTHCARE FOR THE HOMELESS			3	100%	3
WINDER NURSING INC DBA WINDER HEALTH CARE		3			3
HARBOUR'S EDGE		2	1	33%	3
OHSU MOLECULAR MICROBIOLOGY LAB		2	1	33%	3
VIRTUA MEMORIAL HOSPITAL BURLINGTON COUNTY		1	2	67%	3
FLORIDA LABORATORY ANALYSIS, LLC			3	100%	3
MINUTE CLINIC DIAG OF IND LLC #8674		3			3
CARESPOT-WELLINGTON			3	100%	3
WAL-MART STORES EAST LP		2	1	33%	3
UNIVERSITY OF MICHIGAN		2	1	33%	3
MEDEXPRESS URGENT CARE-PASADENA		3			3
MEDEXPRESS URGENT CARE - WAXAHACHIE, N HIGHWAY 77		1	2	67%	3
TERRACE OF ST CLOUD, THE		2	1	33%	3
PUBLIC HEALTH TRUST OF MIAMI DADE COUNTY			3	100%	3
CLINICAL ASSOCIATES OF ORLANDO LLC		3			3
HCR ManorCare Greentree		3			3
MEADOWS AT CYPRESS GARDENS, THE		3			3
FRESENIUS MEDICAL CARE			3	100%	3
HAVEN CUSTEAD CARE CENTER			3	100%	3
Englewood Health and Rehab			3	100%	3
ADVANCED MEDICAL RESEARCH CENTER LLC			3	100%	3
EAST TENNESSEE CHILDREN'S HOSPITAL		2	1	33%	3
CVS TN2179POCT MURFREESBORO		3			3
RHEA MEDICAL CENTER		3			3
Westside Terrace		3			3
BROOKDALE SENIOR LIVING			3	100%	3
PARADISE VILLA ALF INCORPORATED		3			3
ORLANDO REGIONAL HEALTH SERVICES		1	2	67%	3
COVENANT PEDIATRICS		1	2	67%	3
NATURE COAST PRIMARY CARE LAB LLC			3	100%	3
FLORIDA MEDICAL CLINIC -INTERNAL MED DADE CITY			3	100%	3
Rosedale Green		3			3
FLORIDA MENTOR-POINT WEST CLUSTER		3			3
CAMPAZZI CONCIERGE MEDICAL SERVICES		2	1	33%	3

COVID-19: testing by laboratory

Data through Feb 12, 2021 verified as of Feb 13, 2021 at 09:25 AM

Data in this report are provisional and subject to change.

The numbers in the table below represent the number of Florida and non-Florida residents for whom test results were received by the Department of Health. A person can be tested by more than one laboratory and can have both positive and negative results. **Therefore, the sum of the numbers in each column will be larger than the total number of people tested.**

Reporting lab	Inconclusive	Negative	Positive	Percent positive	Total
BAYCARE MEDICAL GROUP, INC		3			3
PEPIN ACADEMIES-PASCO		3			3
MINUTE CLINIC LLC # 2033		2	1	33%	3
SHANDS AT LAKE SHORE LAB		1	2	67%	3
WINDSOR AT OCALA		2	1	33%	3
MORGAN STANLEY HEALTH CENTER		3			3
MANORCARE NURSING & REHABILITATION CENTER-NAPLES		3			3
CVS SC2736POCT MURRELLS INLET		3			3
MEDEXPRESS URGENT CARE-ARLINGTON		2	1	33%	3
CVS PA6902POCT BRYN MAWR		1	2	67%	3
NC STATE LABORATORY OF PUBLIC HEALTH		3			3
TAYLOR MANOR		1	2	67%	3
Bethany Health and Rehab		3			3
STEAMBOAT EMERGENCY CENTER			3	100%	3
MINUTECLINIC DIAGNOSTIC OF NORTH CAROLINA PC #7054		3			3
THE CLINIC OF PEDIATRICS & GI MEDICINE, INC			3	100%	3
SISD EMPLOYEE HEALTH CLINIC			3	100%	3
MENORAH MANOR			3	100%	3
LEXINGTON MEDICAL CENTER		1	2	67%	3
ADVENT HEALTH - CENTRAL PASCO ER			3	100%	3
LAURELLWOOD NURSING CENTER		1	2	67%	3
PARRISH MEDICAL CENTER-WAIVED TESTING		3			3
MINUTECLINIC #8760		3			3
LIVINGSTON COUNTY DEPT OF HEALTH REPRO			3	100%	3
GONZALEZ MD AND ASWAD MD HEALTH SERVICES			3	100%	3
OHIO DEPARTMENT OF HEALTH LABORATORY		2	1	33%	3
FLORIDA HOSPITAL LABORATORIES		3			3
FLORIDA GASTROENTEROLOGY ASSOCIATES PA		3			3
MAYO		1	2	67%	3
NORTH SHORE HOSP. INFECTION CONTROL			3	100%	3
INSPIRA MEDICAL CENTER VINELAND LAB		2	1	33%	3
CVS NY549POCT RIDGEWOOD		1	2	67%	3
ST. LUKE'S HOSPITAL - BETHLEHEM CAMPUS		1	2	67%	3
CVS MINUTE CLINIC DIAG OF IND, LLC #6549		3			3
OHIO CVS STORES		3			3
MEDEXPRESS URGENT CARE-CLOQUET		3			3
MINUTECLINIC DIAGNOSTIC OF PENNSYLVAN		2	1	33%	3
NYC PUBLIC HEALTH LABS			3	100%	3
CVS GA2147POCT KENNESAW		2	1	33%	3
HELIX LW UC		1	2	67%	3
ACCESS HEALTH CARE		2	1	33%	3
LOCH HAVEN PEDIATRICS			3	100%	3
Lenox on the Lake			3	100%	3
SINAI PLAZA NURSING AND REHAB CENTER			3	100%	3
PINELLAS POINT NURSING AND REHAB			3	100%	3
CARENOW-ATASCOCITA			3	100%	3
BEEBE MEDICAL CENTER LABORATORY		3			3

COVID-19: testing by laboratory

Data through Feb 12, 2021 verified as of Feb 13, 2021 at 09:25 AM

Data in this report are provisional and subject to change.

The numbers in the table below represent the number of Florida and non-Florida residents for whom test results were received by the Department of Health. A person can be tested by more than one laboratory and can have both positive and negative results. **Therefore, the sum of the numbers in each column will be larger than the total number of people tested.**

Reporting lab	Inconclusive	Negative	Positive	Percent positive	Total
MEDICAL UNIVERSITY SC HOSPITAL			3	100%	3
SKIPPACK MEDICAL LAB			3	100%	3
CENTRAL DUPAGE HOSPITAL			3	100%	3
CVS IN6605POCT INDIANAPOLIS		2	1	33%	3
ADVICE FOR OPTIMAL WELLNESS, INC			3	100%	3
MINUTECLINIC DIAG OF IND, LLC #6910		3			3
CVS PA813POCT RICHBORO		3			3
MUNSON MEDICAL CENTER			3	100%	3
MED FUSION			3	100%	3
MINUTECLINIC MINUTECLINIC #921		3			3
QUATRACOR PLLC		3			3
24TH WEAPONS OF MASS DESTRUCTION - CIVIL SUPPORT		3			3
ADVENTHEALTH SEBRING- INFECTION CONTROL DEPARTMENT			3	100%	3
GILCHRIST COUNTY HEALTH DEPT			3	100%	3
SOFTLAB			3	100%	3
MARYLAND STATE DEPT OF HEALTH	2		1	33%	3
HUNT CLUB MEDICAL CARE			3	100%	3
YATES COUNTY PUBLIC HEALTH		3			3
HEPATOLOGY DIAGNOSTIC LAB			3	100%	3
CALLE OCHO DIALYSIS			3	100%	3
OHIO HEALTH DOCTORS HOSPITAL			3	100%	3
ALLIANCE FOR MULTISPECIALTY RESEARCH		3			3
SUMMIT MEDICAL GROUP - WEST ORANGE		3			3
MEDEXPRESS URGENT CARE MARTINSBURG		2	1	33%	3
Magnolia Health and Rehab Center			3	100%	3
CVS CT718POCT ANSONIA		3			3
PLAINVIEW PRIMARY CARE		3			3
BEECHTREE MOLECULAR LAB LLC			3	100%	3
CFP PHYSICIANS GROUP			3	100%	3
PROMPT CARE OF CENTRAL FLORIDA LLC			3	100%	3
MEDEXPRESS URGENT CARE - WALDORF, CRAIN HWY		3			3
CVS SC1540POCT MYRTLE BEACH		2	1	33%	3
ADVANCED URGENT CARE LLC		1	2	67%	3
JS HEALTHCARE		2	1	33%	3
TARRANT COUNTY PUBLIC HEALTH		3			3
NASSAU COUNTY HEALTH DEPARTMENT-FERNANDINA BEACH C		3			3
STATCARE URGENT AND WALK-IN MEDICAL CA		3			3
MEDIC INFUSION PA		3			3
BAPTIST HOSPITAL EMPLOYEE HEALTH OFF			3	100%	3
PROHEALTH PRIMARY CARE - GLEN OAKS		3			3
IMMERSION RESIDENTIAL LLC			3	100%	3
PROGRESS PHARMACY INC			3	100%	3
BAPTIST PRIMARY CARE, INC.		2	1	33%	3
CCRX OF NORTH CAROLINA, LLC		2	1	33%	3
CVS MA394POCT SEEKONK		3			3
MINUTECLINIC DIAGNOSTIC OF TEXAS LLC		2	1	33%	3
RAPID CITY RUGENT CARE			3	100%	3

COVID-19: testing by laboratory

Data through Feb 12, 2021 verified as of Feb 13, 2021 at 09:25 AM

Data in this report are provisional and subject to change.

The numbers in the table below represent the number of Florida and non-Florida residents for whom test results were received by the Department of Health. A person can be tested by more than one laboratory and can have both positive and negative results. **Therefore, the sum of the numbers in each column will be larger than the total number of people tested.**

Reporting lab	Inconclusive	Negative	Positive	Percent positive	Total
PREMIER CLINICAL RESEARCH INSTITUTE INC			3	100%	3
CORTLAND REGIONAL MEDICAL CENTER		3			3
SAVANNAH COVE		3			3
BAPTIST OUTPATIENT SERVICES			3	100%	3
Fort Gaines Health and Rehab		3			3
LAHEY CLINIC MEDICAL CENTER			3	100%	3
MEDEXPRESS URGENT CARE - NORTH LITTLE		2	1	33%	3
CURATIVE		1	2	67%	3
MEDEXPRESS URGENT CARE, CHAMBERSBURG		2	1	33%	3
CVS PA1671POCT LANCASTER		3			3
Life Care Center of Citrus County		2	1	33%	3
LOYOLA UNIVERSITY MEDICAL CENTER LABORATORY			3	100%	3
HEALGEN SCIENTIFIC			3	100%	3
NEWSTAR MEDICAL LABORATORIES		3			3
THE PATHOLOGY LABORATORY		1	2	67%	3
ORCHID COVE DAYTONA			3	100%	3
MINUTECLINIC DIAGNOSTIC MED GRP OF SAN		3			3
FOX FAMILY PRACTICE		3			3
SMH PHYSICIAN SERVICES INC		3			3
ADVENT HEALTH MEDICAL GROUP FAMILY MEDICINE			3	100%	3
WHITE EARTH IHS MAIN LAB		3			3
MINUTECLINIC DIAGNOSTIC OF WISCONSIN,		3			3
FAMILY TREE MEDICAL GROUP PA		2	1	33%	3
MEDFUSION		2	1	33%	3
UHEALTH JACKSON URGENT CARE - CUTLER BAY		1	2	67%	3
ATLANTIC SURGERY CENTER OF JACKSONVILLE BEACH		3			3
MOBIL LAB FOR ALL INC		3			3
INDIANA STATE DEPARTMENT OF HEALTH LABORATORIES			3	100%	3
Kroger 758 - The Little Clinic Providence		3			3
US SPECIALTY LABS			3	100%	3
PROPATH			3	100%	3
DOC PAM PA		2	1	33%	3
Cleveland Clinic Weston			3	100%	3
GYN PATH SERVICES			3	100%	3
CVS CA9113POCT CHULA VISTA		3			3
APEX CLINICAL LABORATORIES INC		3			3
URGENT DOC - URGENT CARE CLINIC			3	100%	3
CVS TX8321POCT MCKINNEY		3			3
COOPER UNIVERSITY HOSPITAL LABORATORY		2	1	33%	3
Kroger 768 - The Little Clinic Leestown Rd		2	1	33%	3
MEDEXPRESS URGENT CARE GREENSBURG		2	1	33%	3
TUFTS MEDICAL CENTER			3	100%	3
BNC Medical Investors, LLC Berrien Nursing & Rehabilitation Center		3			3
Village on the Green			3	100%	3
DOCTORS HOSPITAL RENAISSANCE			3	100%	3
CONSOLIDATED LABORATORY SERVICES			3	100%	3
BROOME COUNTY HEALTH DEPARTMENT		2	1	33%	3

COVID-19: testing by laboratory

Data through Feb 12, 2021 verified as of Feb 13, 2021 at 09:25 AM

Data in this report are provisional and subject to change.

The numbers in the table below represent the number of Florida and non-Florida residents for whom test results were received by the Department of Health. A person can be tested by more than one laboratory and can have both positive and negative results. **Therefore, the sum of the numbers in each column will be larger than the total number of people tested.**

Reporting lab	Inconclusive	Negative	Positive	Percent positive	Total
PRISMA HEALTH MIDLANDS			3	100%	3
SURETOX LABORATORY LLC		2	1	33%	3
Bainbridge Health and Rehab		3			3
MINUTECLINIC DIAG OF IND LLC #6840		3			3
Manorcare Health Services West Reading North		2			2
CARE ATC SUN HYDRAULICS TALLAVAST			2	100%	2
BAY CORRECTIONAL AND REHABILITATION FACILITY			2	100%	2
WHITESANDS OUTPATIENT TREATMENT		2			2
HUMILITY OF MARY HEALTH PARTNERS			2	100%	2
ORMOND BEACH URGENT CARE			2	100%	2
RAINY LAKE MEDICAL CENTER			2	100%	2
MIDDLE TENN MENTAL HEALTH INSTITUTE		2			2
DELAWARE DIAGNOSTICS LABS			2	100%	2
THE CLUB AT BOYNTON BEACH, LLC			2	100%	2
LEGACY ER & URGENT CARE - FRISCO WEST			2	100%	2
CHEROKEE COUNTY HEALTH AND REHAB CENTER		2			2
CARENOW LENEXA			2	100%	2
MEDEXPRESS URGENT CARE - OMAHA N 72 ST		2			2
NIAGARA APOTHECARY INC		2			2
Kroger 441 - The Little Clinic Middletown		2			2
BFT LAB			2	100%	2
Kroger 739 - The Little Clinic La Grange Road		2			2
LABCORP OF AMERICA HOLDINGS		1	1	50%	2
COMPLETE HEALTH MEDICAL CENTER			2	100%	2
CVS PA2582POCT SPRINGFIELD		2			2
CVS MINUTE CLINIC DIAGNOSTIC MED GRP		2			2
DURAND SENIOR CARE & REHAB CENTER		2			2
CHAPPEL GROUP RESEARCH, THE		2			2
BAPTIST HOSPITAL NURSING/PATIENT CARE			2	100%	2
PALMS OF FT MYERS,THE			2	100%	2
MINUTECLINIC, LLC, DBA MINUTECLINIC #4		2			2
BLUEWATER TOXICOLOGY			2	100%	2
ORLANDO LUTHERAN TOWERS		1	1	50%	2
ATLAS GENOMICS			2	100%	2
TRUSTBRIDGE			2	100%	2
COMMUNITY HEALTH CENTERS OF PINELLAS, INC			2	100%	2
PANCARE HEALTH - FRANKLIN CO			2	100%	2
DASCENA LAB			2	100%	2
Workmens Circle Multicare Center		2			2
FLORIDA KEYS PED & ADOLES CTR			2	100%	2
AMERICAN DRUG TESTING LAB LLC			2	100%	2
SWEETWATER NURSING CENTER		2			2
INTERNAL MEDICINE & PEDIATRICS WELLNESS CENTER			2	100%	2
PTC LABORATORIES			2	100%	2
CVS NC7213POCT MATTHEWS		2			2
CIGNA GATEWAY			2	100%	2
MANATEE MEMORIAL HOSPITAL CLINICAL LABORATORY			2	100%	2

COVID-19: testing by laboratory

Data through Feb 12, 2021 verified as of Feb 13, 2021 at 09:25 AM

Data in this report are provisional and subject to change.

The numbers in the table below represent the number of Florida and non-Florida residents for whom test results were received by the Department of Health. A person can be tested by more than one laboratory and can have both positive and negative results. **Therefore, the sum of the numbers in each column will be larger than the total number of people tested.**

Reporting lab	Inconclusive	Negative	Positive	Percent positive	Total
SAFE PMC		2			2
MEDEXPRESS URGENT CARE - LINCOLN VILLA		2			2
GRACE HEALTHCARE OF LAKE WALES		1	1	50%	2
WE CARE HOME HEALTH SOLUTIONS LLC			2	100%	2
MEDICAL CENTER OF CENTRAL GEORGIA			2	100%	2
Kroger 853 - The Little Clinic East Broad Street		2			2
NORTON IMMEDIATE CARE CENTER - PRESTON			2	100%	2
LEGACY LABORATORY SERVICES			2	100%	2
HOPE HEALTH CARE, LLC		2			2
BIOHEALTH MEDICAL LAB INC			2	100%	2
CVS IN6713POCT BLOOMINGTON		2			2
MINUTE CLINIC DIAGNOSTIC OF VIRGINIA, LLC #7543		2			2
JEFFERSON WASHINGTON TOWNSHIP HOSPITAL		2			2
UNIVERSITY OF MIAMI SCCC RESEARCH LABORATORY			2	100%	2
RAPID RESULT CORP LLC		1	1	50%	2
SUMMERFIELD RETIREMENT LIVING, INC			2	100%	2
HENDRY/GLADES COUNTY HEALTH DEPARTMENT		2			2
CVS NJ2815POCT E BRUNSWICK		2			2
NORTH MANATEE HEALTH CARE CENTER			2	100%	2
MINUTECLINIC #1773		2			2
AFFORDABLE PRIMARY CARE LLC		2			2
ASSOCIATES IN UROGYNECOLOGY MD LLC		2			2
PANCARE HEALTH - SNEADS ELEMENTARY			2	100%	2
MINUTECLINIC MINUTECLINIC #4978		1	1	50%	2
BAPTIST HEALTH LEXINGTON			2	100%	2
RIVER CITY MEDICAL ASSOCIATES, INC			2	100%	2
MINUTECLINIC, LLC (CLINIC 10928)		2			2
VALLEY MEDICAL LABORATORY			2	100%	2
TULANE MEDICAL CENTER			2	100%	2
MEDEXPRESS URGENT CARE - LEDGEWOOD		2			2
TEXAS HEALTH CARE			2	100%	2
CVS PA5241POCT CHALFONT		2			2
HANOVER ENDOSCOPY CENTER		2			2
APC PEDIATRICS			2	100%	2
GULF COAST MEDICAL CENTER RESPIRATORY CARE			2	100%	2
SOUTHERN SURGICAL ARTS		2			2
SIMMONS			2	100%	2
EMERALD TRACE		2			2
POMERENE HOSPITAL			2	100%	2
HOUSTON HEALTH DEPARTMENT - BUREAU OF LABORATORY SERVICES			2	100%	2
MINUTE CLINIC DIAGNOSTIC OF VIRGINIA, LLC #6292		2			2
MEMORIAL SLOAN KETTERING CANCER CENTER		1	1	50%	2
HAMILTON CHD		2			2
SENDER RETREAT ADULT DAY CARE CENTERS			2	100%	2
LPG PULMONOLOGY-COCONUT POINT		1	1	50%	2
DOCTOR 4 U CLINIC			2	100%	2
LAKEVIEW HEALTHCARE SYSTEM LLC			2	100%	2

COVID-19: testing by laboratory

Data through Feb 12, 2021 verified as of Feb 13, 2021 at 09:25 AM

Data in this report are provisional and subject to change.

The numbers in the table below represent the number of Florida and non-Florida residents for whom test results were received by the Department of Health. A person can be tested by more than one laboratory and can have both positive and negative results. **Therefore, the sum of the numbers in each column will be larger than the total number of people tested.**

Reporting lab	Inconclusive	Negative	Positive	Percent positive	Total
CVS MINUTE CLINIC DIAGNOSTIC OF KANSAS, PA		2			2
SPECTRUM HEALTH			2	100%	2
MEMORIAL HOSPITAL OF CARBONDALE			2	100%	2
STARR CITY OF ROMA COMMUNITY CENTER			2	100%	2
UWMC MONTLAKE DEPT OF LAB MED			2	100%	2
MID AMERICA CLINICAL LABS			2	100%	2
HEALTH & REHAB CTR AT DOLPHINS VIEW, THE			2	100%	2
Birchaven		2			2
NATIONAL JEWISH HEALTH			2	100%	2
MEDEXPRESS URGENT CARE - BROOKHAVEN		2			2
WASHINGTON STATE DEPARTMENT OF HEALTH PUBLIC HEALTH LABORATORIES			2	100%	2
MAWD PATHOLOGY GROUP			2	100%	2
ST LUKES HOSPITAL			2	100%	2
CVS PHARMACY INC DBA CVS/PHARMACY #10908		2			2
MINUTECLINIC DIAGNOSTIC, PA #10252		2			2
Greystone Nursing and Rehab, LLC			2	100%	2
Providence of Sparta Health and Rehabilitation		2			2
POMONA VALLEY COMMUNITY HOSPITAL			2	100%	2
MISSION HOSPITAL REGIONAL MEDICAL CENTER			2	100%	2
KANSAS CITY VA MEDICAL CENTER			2	100%	2
COOK HOSPITAL AND CARE CENTER		1	1	50%	2
DALLAS MEDICAL CENTER			2	100%	2
CROSSROADS			2	100%	2
VANAYER HEALTHCARE AND REHAB CENTER		2			2
NAPHCARE INC		2			2
AMERICAN MEDICAL LABORATORIES			2	100%	2
MAIN STREET MEDICAL CENTERS		2			2
COASTAL MEDICAL LAB			2	100%	2
Kroger 339 - The Little Clinic Highlands - Bardstown Road		2			2
VAULT HEALTH			2	100%	2
EXPRESSCARE URGENT CARE CENTER			2	100%	2
HERNANDO CHILDREN'S			2	100%	2
BAPTIST HOSPITAL OF MIAMI MCI BROWARD LABORATORY			2	100%	2
PALM BAY COMMUNITY OUTPATIENT CLINIC		2			2
MINUTE CLINIC DIAGNOSTIC OF VIRGINIA, LLC #1905		2			2
ALVERNO CLINICAL LABORATORIES			2	100%	2
MINUTECLINIC DIAGNOSTIC PA #3344		2			2
Cedar Valley Nursing & Rehab Center		2			2
OCALA REGIONAL KIDNEY CENTER EAST			2	100%	2
MEMORIAL HEALTH UNIVERSITY MEDICAL CENTER			2	100%	2
GIGI WOOD DAVIS DO-FAMILY MEDICINE		2			2
CAREWELL JW - WORCESTER LNC			2	100%	2
RIVERSIDE METHODIST HOSPITAL LAB			2	100%	2
MILFORD REGIONAL HOSPITAL			2	100%	2
ACCESS MEDICAL GROUP OF FLORIDA CITY			2	100%	2
CVS MD4371POCT OCEAN CITY		2			2
GOLISANO PEDIATRICS PORT CHARLOTTE HARBOR		2			2

COVID-19: testing by laboratory

Data through Feb 12, 2021 verified as of Feb 13, 2021 at 09:25 AM

Data in this report are provisional and subject to change.

The numbers in the table below represent the number of Florida and non-Florida residents for whom test results were received by the Department of Health. A person can be tested by more than one laboratory and can have both positive and negative results. **Therefore, the sum of the numbers in each column will be larger than the total number of people tested.**

Reporting lab	Inconclusive	Negative	Positive	Percent positive	Total
CVS TX10140POCT THE WOODLANDS		2			2
NORTHEAST PEDIATRICS			2	100%	2
Delaware Court Healthcare Center		2			2
Church Creek SNF			2	100%	2
SOUTH TAMPA AFTER HOURS CLINIC			2	100%	2
BIONIC TECHNOLOGIES CORPORATION			2	100%	2
NYU WINTHROP LABORATORY		2			2
Chatham Nursing and Rehab Center		2			2
INTEGRITY CLINICAL RESEARCH CENTER INC		1	1	50%	2
CVS CA9606POCT TEMECULA		2			2
CVS HEALTH, #1994		1	1	50%	2
SIGNAL DIAGNOSTICS DBA FLOWHEALTH LABS			2	100%	2
SPRINGHILL SENIOR RESIDENCE		2			2
STARR COUNTY MEMORIAL HOSPITAL			2	100%	2
TMH PHYSICIAN PARTNERS MONTICELLO		1	1	50%	2
EXPRESS CARE OF THE SHOALS		1	1	50%	2
SOUTHERN BREEZE HEALTHCARE		1	1	50%	2
SUNCOAST TECHNICAL COLLEGE SCHOOL OF HEALTH		2			2
UTMB PATHOLOGY CLINICAL SERVICES LABORATORY			2	100%	2
CVS OH4301POCT NORTHFIELD		2			2
CLEAR LAKE REGIONAL MEDICAL CENTER			2	100%	2
STUDENT HEALTH SERVICES			2	100%	2
DALLAS VA MEDICAL CENTER - VA NORTH TEXAS HEALTH CARE SYSTEM			2	100%	2
THOMASVILLE REGIONAL MEDICAL CENTER		2			2
MEDEXPRESS URGENT CARE-WILKINS TOWNSHIP, WILLIAM PENN HIGHWAY		2			2
CVS IL8751POCT CHICAGO		2			2
VELOCITY URGENT CARE			2	100%	2
LINIL VISITING NURSES, INC		2			2
Cortland Acres Association		2			2
DEPT OF HEALTH			2	100%	2
Robert Cranfield			2	100%	2
SIGNATURE HEALTHCARE OF MIDDLEBURG		2			2
MIAMI DADE MEDICAL RESEARCH INSTITUTE			2	100%	2
MAJESTIC GUARDIANS			2	100%	2
JUPITER INTERNAL MEDICINE AND ASSOCIATES			2	100%	2
Van Wert Manor		2			2
NEBRASKA MEDICAL CENTER			2	100%	2
Kroger 448 - The Little Clinic Mason		2			2
FLAGLER PROFESSIONAL HEALTH CAE SERVICES INC		2			2
PM PEDIATRICS OF BAYSIDE PLLC - HOPEWELL JUNCTION		2			2
CVS PA1657POCT YORK		1	1	50%	2
CLINICAL CARE ASSOCIATES			2	100%	2
MINUTECLINIC, LLC #1452		2			2
UC CORAL GABLES			2	100%	2
CENTRAL FLORIDA PRIMARY CARE			2	100%	2
ST JOHN'S RIVERSIDE HOSPITAL		2			2
LAB CORP OF AMER SAN DIEGO			2	100%	2

COVID-19: testing by laboratory

Data through Feb 12, 2021 verified as of Feb 13, 2021 at 09:25 AM

Data in this report are provisional and subject to change.

The numbers in the table below represent the number of Florida and non-Florida residents for whom test results were received by the Department of Health. A person can be tested by more than one laboratory and can have both positive and negative results. **Therefore, the sum of the numbers in each column will be larger than the total number of people tested.**

Reporting lab	Inconclusive	Negative	Positive	Percent positive	Total
CVS IN7653POCT EVANSVILLE		1	1	50%	2
FULGENT GENETICS HOUSTON		2			2
Kroger 571 - The Little Clinic Hendersonville		1	1	50%	2
THE FOUNTAIN AT BOCA CIEGA BAY		2			2
SUNCOAST BLOOD BANK			2	100%	2
Iowa Veterans Home		2			2
CVS OH5457POCT POWELL		2			2
LEXINGTON PLACE			2	100%	2
CVS MO5724POCT KANSAS CITY		2			2
MINUTECLINIC OF NEVADA-2955 S FT APACH		2			2
Stillwater Healthcare		2			2
CVS SC2497POCT LEXINGTON		2			2
MEMORIAL HERMANN			2	100%	2
BD MEDICAL SYSTEMS			2	100%	2
FKC AMELIA ISLAND DIALYSIS			2	100%	2
TMH EC NORTHEAST LABORATORY			2	100%	2
NEMOURS CHILDREN'S URGENT CARE LAKE NONA			2	100%	2
GENETIC ASSAYS INC			2	100%	2
Medilodge of Montrose		2			2
MOUNT SINAI AVENTURA DIAGNOSTIC CENTER			2	100%	2
WALGREENS #13605		2			2
Sears Coastal Nursing and Rehab		2			2
Lakeside Oaks Care Center			2	100%	2
BROOKS -TLC HOSPITAL SYSTEM			2	100%	2
CVS PA10034POCT PITTSBURGH		2			2
JUST BELIEVE RECOVERY CENTER			2	100%	2
PRECISION DIAGNOSTIC INC		2			2
MAYO CLINIC GROUP PRACTICE LABORATORY			2	100%	2
PATIENT FIRST MEDICAL CENTER-CARYTOWN			2	100%	2
CVS NH6596POCT HAMPTON		2			2
Alden Des Plaines			2	100%	2
WINKLER COURT		1	1	50%	2
WEAKLEY COUNTY REHAB AND NURSING CENTER		2			2
MEDEXPRESS URGENT CARE-SALINA, S 9TH ST		2			2
PHYSICIANS MEDICAL CENTER		2			2
MINUTE CLINIC LLC #6765		2			2
HEALTH FIRST MEDICAL GROUP			2	100%	2
JACKSON LABORATORY OF GENOMIC MEDICINE		2			2
CLARA MAASS TRANSITIONAL CARE UNIT		2			2
CVS GA5637POCT VILLA RICA		2			2
ADVENT HEALTH MEDICAL GROUP FAMILY AND INTERNAL MEDICINE AT AVALON PAR		1	1	50%	2
WALGREENS #3811			2	100%	2
Kroger 619 - The Little Clinic Hendersonville Indian Lake		2			2
DAYTON CHILDRENS HOSPITAL LAB			2	100%	2
Kings County Hospital Center			2	100%	2
SUNBRIDGE CARE & REHAB FOR DECATUR		2			2
Kroger 647 - The Little Clinic Newnan Crossings		1	1	50%	2

COVID-19: testing by laboratory

Data through Feb 12, 2021 verified as of Feb 13, 2021 at 09:25 AM

Data in this report are provisional and subject to change.

The numbers in the table below represent the number of Florida and non-Florida residents for whom test results were received by the Department of Health. A person can be tested by more than one laboratory and can have both positive and negative results. **Therefore, the sum of the numbers in each column will be larger than the total number of people tested.**

Reporting lab	Inconclusive	Negative	Positive	Percent positive	Total
VOLUNTEERS OF AMERICA OF FLORIDA			2	100%	2
Warren Center for Rehabilitation and Nursing		2			2
OPP HEALTH AND REHABILITATION		2			2
MC DIAGNOSTIC OF CONNECTICUT, PC #114		2			2
FASTCARE LLC			2	100%	2
MINUTECLINIC DIAGNOSTIC OF OHIO #2964		2			2
LIFT HEALTH		2			2
FLORIDA PRIMARY CARE CENTER PA		2			2
MAGNOLIA MANOR OF COLUMBUS		2			2
PEDIATRIC HEALTH CARE		1	1	50%	2
UNIVERSTIY OF ILLINOIS HOSPITAL			2	100%	2
PHYSICIANS LABORATORY SERVICES			2	100%	2
MARTIN MEDICAL CENTER INC		1	1	50%	2
SHORE MEDICAL CENTER		2			2
MINUTECLINIC DIAGNOSTIC OF KANSAS PA		2			2
ARC POINT LABS OF AUSTIN NORTH			2	100%	2
JOHNNIE RUTH CLARKE LAB			2	100%	2
INTERCOASTAL FAMILY PRATICE			2	100%	2
CSS- TWELVE OAKS			2	100%	2
INTERMOUNTAIN MEDICAL CENTER			2	100%	2
DOWN HOME MEDICAL			2	100%	2
CDK LIBERTY ENTERPRISES, LLC		2			2
MOBILE HEALTH LABS LLC			2	100%	2
FHCP ASC - ORANGE CITY			2	100%	2
CVS OH3301POCT WOODMERE		2			2
MERCY HEALTH LAB		1	1	50%	2
PEDIATRICS IN NORTH FLORIDA PA			2	100%	2
JOHN D. ARCHBOLD MEM. HOSPITAL			2	100%	2
CVS MO8555POCT KANSAS CITY		2			2
MEDEXPRESS URGENT CARE - SPRINGDALE, S 40TH STREET		2			2
MONICE DR.			2	100%	2
LAWRENCE GENERAL HOSPITAL			2	100%	2
NEW BRIDGE MEDICAL CENTER		2			2
CVS CA8850POCT HUNTINGTON BEACH		1	1	50%	2
UMHC HOLLYWOOD LABORATORY			2	100%	2
CLINICAL PATHOLOGY LABORATORIES			2	100%	2
DALLAS BAPTIST UNIVERSITY - HEALTH SERVICES			2	100%	2
Walgreens #5984		2			2
LIFESPRING COMMUNITY HEALTH		2			2
Heartland Healthcare Center Boca Raton			2	100%	2
NEW GEN LABS			2	100%	2
NONA PEDIATRIC CENTER			2	100%	2
INTERNAL MEDICINE ASSOCIATES-DUNELLON			2	100%	2
MEDAILLE COLLEGE WELLNESS CENTER		2			2
New Jersey Aim At Smg		2			2
MEDEXPRESS URGENT CARE-MT PLEASANT		1	1	50%	2
URGENT CARE AND SURGERY CENTER			2	100%	2

COVID-19: testing by laboratory

Data through Feb 12, 2021 verified as of Feb 13, 2021 at 09:25 AM

Data in this report are provisional and subject to change.

The numbers in the table below represent the number of Florida and non-Florida residents for whom test results were received by the Department of Health. A person can be tested by more than one laboratory and can have both positive and negative results. **Therefore, the sum of the numbers in each column will be larger than the total number of people tested.**

Reporting lab	Inconclusive	Negative	Positive	Percent positive	Total
VA CBOC			2	100%	2
SANTA ROSA COUNTY HEALTH DEPARTMENT			2	100%	2
TGH Brandon Healthplex Laboratory			2	100%	2
WALKONCLINIC			2	100%	2
AUGUSTA HEALTH SKILLED CARE			2	100%	2
IN & OUT URGENT CARE METAIRIE			2	100%	2
BLACKWATER RIVER			2	100%	2
OLEAN GENERAL HOSPITAL		2			2
LEE MEMORIAL HEALTH SYSTEM D/B/A			2	100%	2
THE RIM URGENT CARE			2	100%	2
MEDSTAR HARBOR HOSPITAL			2	100%	2
Lake Charles Healthcare LLC dba Landmark Lake Charles			2	100%	2
CVS OH6149POCT UPPER ARLINGTON		1	1	50%	2
RCA LABORATORY SERVICES LLC			2	100%	2
CATHOLIC HEALTH LABORATORY SERVICES		2			2
FLORIDA DEPARTMENT OF HEALTH IN ALACHUA COUNTY -			2	100%	2
LOWELL GENERAL HOSPITAL			2	100%	2
Kroger 093 - The Little Clinic Stapleton		1	1	50%	2
BROOKDALE LAKE MARY			2	100%	2
CVS AZ9290POCT PHOENIX		2			2
LACORP		1	1	50%	2
GOUVERNEUR HOSPITAL LABORATORY		2			2
UNIVERSITY OF MISSOURI HEALTH CARE			2	100%	2
RAPID URGENT CARE - ALBANY			2	100%	2
MARTHA A PRICE MD PA		1	1	50%	2
MASSACHUSETTS DEPARTMENT OF HEALTH			2	100%	2
SCIENTIFIC LABORATORY COMPANY		2			2
BRANDYWYNE HEALTH CARE CENTER			2	100%	2
DELRAY BEACH HEALTH CENTER			2	100%	2
PM PEDIATRICS OF SELDEN, PLLC		2			2
CVS NV2928POCT LAS VEGAS		2			2
BAYMEADOWS PRIMARY CARE		2			2
Jackson Health Care Facility			2	100%	2
BOONES CREEK URGENT CARE		1	1	50%	2
CORNERSTONE MEDICAL CARE OF BRANDON		2			2
DOCTOR'S IN-HOUSE LAB/COMMUNITY HEALTH CENTERS OF PINELLAS - JOHNNIE R			2	100%	2
STATE OF FLORIDA			2	100%	2
HOME ACCESS HEALTH			2	100%	2
ORLANDO FAMILY PHYSICIANS INC			2	100%	2
NASSAU UNIVERSITY MEDICAL CENTER DEPT		1	1	50%	2
VIRGINIA DEPT OF HEALTH OFFICE OF EPIDEMIOLOGY			2	100%	2
TWELVE OAKS RECOVERY CENTER			2	100%	2
CROSSROADS URGENT CARE DBA URGENT TEA		2			2
ASCENSION ST VINCENT'S RIVERSIDE			2	100%	2
Kroger 130 - The Little Clinic Colorado Springs		2			2
MARCO ISLAND MEDICAL CENTER			2	100%	2
GOLDMAN SACHS HEALTH CENTER		2			2

COVID-19: testing by laboratory

Data through Feb 12, 2021 verified as of Feb 13, 2021 at 09:25 AM

Data in this report are provisional and subject to change.

The numbers in the table below represent the number of Florida and non-Florida residents for whom test results were received by the Department of Health. A person can be tested by more than one laboratory and can have both positive and negative results. **Therefore, the sum of the numbers in each column will be larger than the total number of people tested.**

Reporting lab	Inconclusive	Negative	Positive	Percent positive	Total
INTEGRATED REGIONAL LABS			2	100%	2
NYUMC CLINICAL LABORATORIES			2	100%	2
BAYSIDE URGENT CARE CENTER INC			2	100%	2
NORTH DAKOTA VETERANS HOME		2			2
RIGHT AT HOME			2	100%	2
MINUTECLINIC, LLC #07852		2			2
MEDEXPRESS - WILMINGTON KIRKWOOD HIGHWAY		2			2
MEDEXPRESS URGENT CARE - JEANNETTE		2			2
SIGNATURE CARE LEWISVILLE-EMERGENCY CENTER		1	1	50%	2
STOP URGENT CARE			2	100%	2
CVS PA7132POCT THORNDALE		2			2
CVS PA258POCT MCKEES ROCKS		2			2
Kroger 426 - The Little Clinic Suwanee		2			2
AFTER HOURS PEDS			2	100%	2
CVS NC2313POCT RALEIGH		2			2
MINUTECLINIC DIAG OF IND, LLC #5369		1	1	50%	2
MARCO ISLAND HOSPITAL INC D/B/A		1	1	50%	2
NEW YORK PSYCHIATRIC INSTITUTE		2			2
ADVOCATE SHERMAN HOSPITAL			2	100%	2
CEDARS-SINAI MEDICAL CENTER			2	100%	2
PALM MEDICAL CENTER - PLANT CITY		2			2
FL DEPT OF HEALTH MARION COUNTY MOBILE HEALTH UNIT			2	100%	2
SANIBEL MEDICAL CLINIC			2	100%	2
ADVENTHEALTH EAST ORLANDO EMPLOYEE CLINIC		2			2
SUMMIT URGENT CARE PS			2	100%	2
LEHIGH MEDICAL AND RESEARCH CENTER, INC			2	100%	2
CVS NC7047POCT DURHAM		2			2
NEMOURS CHILDREN'S URGEN CARE			2	100%	2
MINUTECLINIC DIAGNOSTIC OF OHIO #6147		1	1	50%	2
MINUTECLINIC #2797		2			2
PALM BEACH DIABETES & ENDOCRINE SPECIALISTS PA			2	100%	2
APALACHEE CENTER INC		2			2
FLORIDA MEDICAL CLINIC RADIOLOGY DALE MABRY		2			2
HARRINGTON PARK HEALTH AND REHAB		2			2
JOHNSON CITY MEDICAL CENTER		1	1	50%	2
GULF COAST REGIONAL MEDICAL CARE		2			2
COVANCE			2	100%	2
UNIVERSITY HOSPITAL OF BROOKLYN		2			2
PruittHealth Lakehaven		2			2
MEDEXPRESS URGEN CARE - EAST BRUNSWICK		2			2
AIRPORT CLINIC			2	100%	2
OUR LADY OF THE LAKE REGIONAL MEDICAL CENTER			2	100%	2
PLASMA MED RESEARCH DBA		2			2
MINUTECLINIC DIAGNOSTIC OF NORTH CARO		2			2
GOLDSTEIN			2	100%	2
Parkridge Specialty Care		2			2
ACKERMAN CANCER CENTER		2			2

COVID-19: testing by laboratory

Data through Feb 12, 2021 verified as of Feb 13, 2021 at 09:25 AM

Data in this report are provisional and subject to change.

The numbers in the table below represent the number of Florida and non-Florida residents for whom test results were received by the Department of Health. A person can be tested by more than one laboratory and can have both positive and negative results. **Therefore, the sum of the numbers in each column will be larger than the total number of people tested.**

Reporting lab	Inconclusive	Negative	Positive	Percent positive	Total
CLINICA HISPANIA			2	100%	2
PALOS COMMUNITY HOSPITAL LABORATORY			2	100%	2
GALEN BAYLOR EXTENSION		2			2
ANDERSON COUNTY HOSPITAL			2	100%	2
HOLY FAMILY MEDICAL CENTER		1	1	50%	2
MINUTECLINIC DIAGNOSTIC OF TEXAS, LLC #7435		2			2
UT PATH			2	100%	2
SOUTH DAKOTA DEPARTMENT OF HEALTH		2			2
MIDDLEBURG PEDIATRICS			2	100%	2
AGILE URGENT CARE			2	100%	2
Kroger 125 - The Little Clinic Castle Rock		2			2
UW HOSPITAL AND CLINICS		1	1	50%	2
CVS PA7611POCT ALLISON PARK		2			2
ELMHURST MEMORIAL HOSPITAL			2	100%	2
BAYSTATE MEDICAL CENTER		1	1	50%	2
PEACE RIVER MEDICAL CENTER		2			2
FIRST PREVENTION AND DIALYSIS CENTER LLC			2	100%	2
CITY OF NEW YORK DEPARTMENT OF HEALTH			2	100%	2
Walgreens #12427		1	1	50%	2
VITAL CARE CLINIC, LLC			2	100%	2
PARKLAND HEALTH & HOSPITAL			2	100%	2
Kroger 686 - The Little Clinic Farragut		2			2
INSPIRIT SENIOR LIVING			2	100%	2
DR. G'S URGENT CARE			2	100%	2
SOUTHEASTERN INSTITUTE OF RESTORATIVE MEDICINE		1	1	50%	2
BAYFRONT FAMILY HEALTH CENTER			2	100%	2
Holiday Retirement Home			2	100%	2
MEASE COUNTRYSIDE HOSPITAL CARDIAC REH			2	100%	2
SPRINGFIELD HOSPITAL LABORATORY			2	100%	2
BIRMINGHAM INTERNAL MEDICINE ASSOCIATE		1	1	50%	2
MID-FLORIDA HEMATOLOGY AND ONCOLOGY CENTERS		2			2
AdventHealth Care Center Orlando North			2	100%	2
DNA DIAGNOSTICS CENTER		2			2
FIRST CHOICE MEDICAL PC			2	100%	2
MAINE CENTER FOR DISEASE CONTROL AND PREVENTION			2	100%	2
BAYCARE LABORATORIES			2	100%	2
WILLAMETTE VALLEY TOXICOLOGY LLC		2			2
HCR MANOR CARE SERVICES OF FLORIDA III INC		2			2
BAYCARE OUTREACH LAB			2	100%	2
MEDEXPRESS URGENT CARE - FORT SMITH		2			2
MERCY CONVENIENT CARE			2	100%	2
NOVA SOUTHEASTERN UNIVERSITY - STUDENT MEDICAL CTR			2	100%	2
BUFFALO CROSSINGS HEALTHCARE AND REHABILITATION CENTER			2	100%	2
HPH HOME CARE		1	1	50%	2
FLORIDA MEDICAL CLINIC CARDIOLOGY-ZH			2	100%	2
MINUTECLINIC DIAGNOSTIC PA #7110		2			2
MIDLAND MEMORIAL HOSPITAL			2	100%	2

COVID-19: testing by laboratory

Data through Feb 12, 2021 verified as of Feb 13, 2021 at 09:25 AM

Data in this report are provisional and subject to change.

The numbers in the table below represent the number of Florida and non-Florida residents for whom test results were received by the Department of Health. A person can be tested by more than one laboratory and can have both positive and negative results. **Therefore, the sum of the numbers in each column will be larger than the total number of people tested.**

Reporting lab	Inconclusive	Negative	Positive	Percent positive	Total
SMITH NORTHVIEW HOSPITAL LAB			2	100%	2
WISCONSIN STATE LABORATORY OF HYGIENE		1	1	50%	2
EASTLAKE MEDICAL CENTER		2			2
ARLINGTON DIALYSIS CENTER LLC		2			2
TALLAHASSEE MEMORIAL HEALTHCARE FAMILY MED RESIDENCY			2	100%	2
CVS PA2688POCT COLLEGEVILLE		2			2
CONEMAUGH MEMORIAL MEDICAL CENTER		2			2
Hartwell Health and Rehabilitation		2			2
SYLVAN NURSING			2	100%	2
VILLA HEALTH NH LLC			2	100%	2
WISE HEALTH SYSTEM		1	1	50%	2
320 S TRANSIT ST		2			2
ONE MEDICAL GROUP		1	1	50%	2
Avanti Wellness and Rehab			2	100%	2
Timber Ridge Health Care Center			2	100%	2
FLORIDA CLINICAL LABORATORY INC			2	100%	2
FLORIDA SCHOOL FOR THE DEAF & BLIND			2	100%	2
CITRUS PARK			2	100%	2
MEDEXPRESS URGENT CARE-BLOOMFIELD AVEN		2			2
SOUTHERN TENNESSEE MEDICAL CENTER			2	100%	2
MEDEXPRESS URGENT CARE - MYLAN			2	100%	2
SUNSHINE PHARMACY		2			2
HOLY TRINITY PHARMACY LLC		2			2
RDX BIOSCIENCE INC			2	100%	2
PICHARDO CLINIC, THE			2	100%	2
PARKWAY DRUGS OF ONEIDA COUNTY NORTH I		1	1	50%	2
MINUTECLINIC DIAGNOSTIC OF OHIO #6192		2			2
CVS NC7548POCT FUQUAY VARINA		1	1	50%	2
GERM BUSTERS 911 LLC			2	100%	2
CHI MEMORIAL PRIMARY CARE ASSOCIATES-A		2			2
MAGNOLIA ADULT, LLC			2	100%	2
Hackensack Univ Medical Center At Pasc		1	1	50%	2
CPL LABS			2	100%	2
STATCARE URGENT AND WALK-IN			2	100%	2
FLORIDA DEPARTMENT OF HEALTH IN ESCAMBIA COUNTY		1	1	50%	2
PRECISION CLINICAL RESEARCH			2	100%	2
POPLAR HEALTHCARE			2	100%	2
HAMILTON COUNTY HEALTH DEPARTMENT		2			2
MEDEXPRESS URGENT CARE - WEXFORD		2			2
LABRADOR PRIMARY CARE CENTER			2	100%	2
LILY PHARMACY		2			2
Luther Acres Manor		2			2
CLEVELAND CLINIC FLORIDA LABORATORY			2	100%	2
CVS MD1881POCT DUNKIRK		2			2
Georgiana Health and Rehabilitation, LLC		2			2
CVS MA447POCT NORTHAMPTON		2			2
FLORIDA MEDICAL CENTER OF CLEARWATER		2			2

COVID-19: testing by laboratory

Data through Feb 12, 2021 verified as of Feb 13, 2021 at 09:25 AM

Data in this report are provisional and subject to change.

The numbers in the table below represent the number of Florida and non-Florida residents for whom test results were received by the Department of Health. A person can be tested by more than one laboratory and can have both positive and negative results. **Therefore, the sum of the numbers in each column will be larger than the total number of people tested.**

Reporting lab	Inconclusive	Negative	Positive	Percent positive	Total
PUBLIC HEALTH LABORATORY	1		1	50%	2
FRESENIUS KIDNEY CARE			2	100%	2
AMICUS MEDICAL CENTER LLC			2	100%	2
SPECIALTY LABORATORIES			2	100%	2
CVS PA233POCT NEWTOWN SQUARE		2			2
MEDEXPRESS URGENT CARE, LANCASTER WEST		1	1	50%	2
MERCY HOSPITAL			2	100%	2
ESCANDON DIAGNOSTIC CLINIC			2	100%	2
ARCPPOINT LABS OF ALTAMONTE SPRINGS			2	100%	2
PARKRIDGE MEDICAL CENTER			2	100%	2
A+ URGENT/PRIMARY CARE			2	100%	2
CVS MO4850POCT SPRINGFIELD		2			2
YOUTH AND YOU, INC		2			2
SERENADES BY SONATA		1	1	50%	2
DOCTORS MEDICAL CTR OF WALTON COUNTY			2	100%	2
HARBORCHASE OF GAINESVILLE			2	100%	2
CRUC CMCH-COVID-19		2			2
PALMETTO FAMILY HEALTH CENTER			2	100%	2
STARMED FAMILY & URGENT CARE			2	100%	2
441 URGENT CARE-MULBERRY			2	100%	2
ACCESS CARE MEDICAL GROUP LLC		2			2
NORTH MCALLEN PEDIATRIC CENTER			2	100%	2
Kroger 328 - The Little Clinic Henderson Road		2			2
Macon Valley Nursing and Rehabilitation Center		2			2
UNITED MEMORIAL MEDICAL CENTER			2	100%	2
SARNO FAMILY PRACTICE		1	1	50%	2
CVS MO8581POCT BLUE SPRINGS		1	1	50%	2
University Center East			2	100%	2
GREEN POINT RX INC DBA ALTRU CHEMISTS		2			2
EDGEWATER RETIREMENT MANOR			2	100%	2
NAVAL MEDICAL CENTER			2	100%	2
RHODE ISLAND DEPARTMENT OF HEALTH LABORATORIES			2	100%	2
MEDI-DRUG INC		2			2
OSF ST JOSEPH MEDICAL CENTER			2	100%	2
ACCESS LABORATORIES LLC			2	100%	2
Kroger 745 - The Little Clinic Somerset		2			2
CHNJ		2			2
UNIVERSITY OF MARYLAND MEDICAL CENTER			2	100%	2
WEST COAST PEDIATRICS			2	100%	2
BELLIN HOSPITAL			2	100%	2
BRENTWOOD AT FORE RANCH			2	100%	2
HEALTH EXPRESS URGENT CARE			2	100%	2
Great Lakes Health Center			2	100%	2
ROCKWALL URGENT CARE			2	100%	2
MEDEXPRESS URGENT CARE-SELINGSGROVE		2			2
CREATIVE HEALTH CENTER			2	100%	2
SUNSHINE STATE DIALYSIS			2	100%	2

COVID-19: testing by laboratory

Data through Feb 12, 2021 verified as of Feb 13, 2021 at 09:25 AM

Data in this report are provisional and subject to change.

The numbers in the table below represent the number of Florida and non-Florida residents for whom test results were received by the Department of Health. A person can be tested by more than one laboratory and can have both positive and negative results. **Therefore, the sum of the numbers in each column will be larger than the total number of people tested.**

Reporting lab	Inconclusive	Negative	Positive	Percent positive	Total
BENEVA LAKES ASSISTED LIVING CENTER			2	100%	2
SARASOTA MEMORIAL MEDICAL URGENT CARE CENTER			2	100%	2
ONTARIO COUNTY PUBLIC HEALTH		2			2
GASTROENTEROLOGY ASSOCIATES			2	100%	2
REGIONAL MEDICAL CENTER BAYONET POINT			2	100%	2
Kroger 127 - The Little Clinic Lakewood-Alameda		2			2
Alden Terrace of McHenry			2	100%	2
ADVENTHEALTH MEDICAL GROUP PEDIATRICS AT APOPKA		2			2
CONWAY MEDICAL CENTER			2	100%	2
First Care Living Center/Essentia Health			2	100%	2
MEDEXPRESS URGENT CARE - BRIDGEVILLE		2			2
ADVENT HEALTH CENTRAL TEXAS		1	1	50%	2
GULF COAST IMMEDIATE CARE CENTER		1	1	50%	2
BAYLOR COLLEGE OF MEDICINE			2	100%	2
CERTIVIA LABORATORIES			2	100%	2
ST LUCIE COUNTY HEALTH DEPARTMENT		1	1	50%	2
KETAMINE HEALTH CENTERS AT BONITA SPRINGS, LLC		2			2
ASPIRUS RIVERVIEW HOSPITAL & CLINICS INC		1	1	50%	2
ADVANCE FAMILY PRACTICE LLC			2	100%	2
JULIE STAATS DO		2			2
MID - FLORIDA PATHOLOGY LLC		1	1	50%	2
ALL4KIDZ PEDIATRICS LLC		2			2
Kroger 096 - The Little Clinic Orchard and Holly		2			2
AUSTIN REGIONAL CLINIC MICROBIOLOGY LAB			2	100%	2
THE HOSPITAL OF PROVIDENCE EMERGENCY ROOM			2	100%	2
RIVERVIEW MEDICAL CLINIC		2			2
LEE MEMORIAL HOSPITAL BLOOD GAS LAB			2	100%	2
UNIVERISTY OF MEMPHIS ATHLETIC TRAINI		2			2
MD NOW URGENT CARE MEDICAL CENTERS INC			2	100%	2
SOUTHEAST GEORGIA HEALTH SYSTEM			2	100%	2
MD NOW URGENT CARE CENTER INC.			2	100%	2
MALABAR FAMILY PRACTICE		1	1	50%	2
VETERANS AFFAIRS MEDICAL CENTER - GREATER LOS ANGELES			2	100%	2
FAMILY FIRST PEDIATRICS			2	100%	2
CHARLOTTE COUNTY HEALTH DEPARTMENT			2	100%	2
DUKE HEALTH REGIONAL HOSPITAL			2	100%	2
PREMIER MEDICAL LABORATORY			2	100%	2
OAKBRIDGE TERRACE AT SAE			2	100%	2
MEDEXPRESS URGENT CARE - SPRINGFIELD, COOLEY ST		2			2
MINUTECLINIC DIAGNOSTIC OF PA LLC		2			2
The Grand Rehabilitation & Nursing Utica		2			2
NATIONWIDE LABORATORY SERVICES		1	1	50%	2
Robert Wood Johnson University Hospital		1	1	50%	2
REELFOOT FAMILY WALK IN CLINIC - TIPT		2			2
DESERT HOSPITAL/CPHU CLINICAL LABORATORY			2	100%	2
AMI ST FRANCIS HOSPITAL LABORATORY		1	1	50%	2
CARE 365			2	100%	2

COVID-19: testing by laboratory

Data through Feb 12, 2021 verified as of Feb 13, 2021 at 09:25 AM

Data in this report are provisional and subject to change.

The numbers in the table below represent the number of Florida and non-Florida residents for whom test results were received by the Department of Health. A person can be tested by more than one laboratory and can have both positive and negative results. **Therefore, the sum of the numbers in each column will be larger than the total number of people tested.**

Reporting lab	Inconclusive	Negative	Positive	Percent positive	Total
CENTRAL FLORIDA FAMILY HEALTH CENTER		2			2
BLUETAIL MEDICAL GROUP, LLC		1	1	50%	2
LAKE BALDWIN			2	100%	2
PENSACOLA MEDICAL CLINIC LLC			2	100%	2
CARE NOW DENTON			2	100%	2
University Plaza Rehabilitation and Nursing			2	100%	2
FLORIDA DEPARTMENT OF HEALTH IN LEE COUNTY		1	1	50%	2
WARE EXPRESS CARE			2	100%	2
MID-FLORIDA PATHOLOGY LLC - MOBILE UNIT # 3			2	100%	2
Good Samaritan Society-Blackduck		1	1	50%	2
NLC LABS			2	100%	2
TEXAS REGIONAL ASTHMA & ALLERGY CENTER			2	100%	2
CALIFORNIA DIVISION OF COMMUNICABLE DISEASE CONTROL			2	100%	2
IN AND OUT URGENT CARE			2	100%	2
PINARD HOME HEALTH SERVICES INC			2	100%	2
MEDICAL CENTER LABORATORY			2	100%	2
CVS NJ862POCT MARLBORO		2			2
WILSON MEMORIAL HOSPITAL			2	100%	2
CENTRAL ARKANSAS VETERANS HEALTHCARE SYSTEM - VETERANS AFFAIRS			2	100%	2
MINUTECLINIC DIAG OF IND, LLC #8645		2			2
MEDEXPRESS URGENT CARE- ALLISON PARK		1	1	50%	2
DOUGLASVILLE NURSING AND REHABILITATIO		2			2
PROVIDENCE LABORATORY SERVICES		2			2
THE WINDSOR ORTEGA		2			2
Iron County Medical Care Facility		2			2
FUTURE PEDIATRICS		1	1	50%	2
BERGEN COUNTY SURGICAL AND ENDOSCOPY CENTER		2			2
INTEAM HEALTH, INC.			2	100%	2
MURFREESBORO MEDICAL CLINIC		2			2
TENNESSEE DEPARTMENT OF HEALTH (TDH) - REGIONAL LABORATORY			2	100%	2
MCLAREN REGIONAL MEDICAL CENTER			2	100%	2
CVS TX1104POCT ALLEN		2			2
NEIGHBORCARE PHARMACY SERVICES		2			2
SUNCREST OMNI		2			2
WELLMED AT FORT PIERCE		1	1	50%	2
VALLEY BAPTIST MEDICAL CENTER: BROWNSVILLE			2	100%	2
SANTOS REHABILITATION CENTER INC			2	100%	2
OELWEIN HEALTH CARE CENTER		2			2
PEACEHEALTH CENTRAL		2			2
BRITO MEDICAL CENTER			2	100%	2
STUART SURGERY CENTER, LLC			2	100%	2
Manor Care-Kingston Court of York PA, LLC		2			2
UF KANAPAHA LAB BEAKER		2			2
BIOMAT USA			2	100%	2
ROPER HOSPITAL			2	100%	2
CARE NOW, INC			2	100%	2
MEMORIAL HOSPITAL OF SOUTH BEND			2	100%	2

COVID-19: testing by laboratory

Data through Feb 12, 2021 verified as of Feb 13, 2021 at 09:25 AM

Data in this report are provisional and subject to change.

The numbers in the table below represent the number of Florida and non-Florida residents for whom test results were received by the Department of Health. A person can be tested by more than one laboratory and can have both positive and negative results. **Therefore, the sum of the numbers in each column will be larger than the total number of people tested.**

Reporting lab	Inconclusive	Negative	Positive	Percent positive	Total
CVS CT1123POCT SOUTHBURY		2			2
GILCHRIST COUNTY FIRE DEPARTMENT			2	100%	2
DMC UNIVERSITY LABORATORIES		1	1	50%	2
SCDHEC BUREAU OF LABORATORIES			2	100%	2
SOUTHEAST GEORGIA HEALTH SYSTEM, INC D		2			2
NEMOURS CHILDREN'S PRIMARY CARE THE VILLAGES		2			2
CVS MO5655POCT LIBERTY			2	100%	2
TRINITAS REGIONAL MEDICAL CENTER		1	1	50%	2
ASHLEY PEDIATRICS			2	100%	2
WHOLE CHILD PEDIATRICS			2	100%	2
EXPEDIAN URGENT CARE			2	100%	2
NORTHWELL HEALTH			2	100%	2
CLEVELAND CLINIC IMAGING			2	100%	2
PALM CITY NURSING AND REHAB CENTER			2	100%	2
COMMUNITY HEALTH CENTERS INC			2	100%	2
BLACK STALLION WALK IN AND EXERCISE CLINICS LLC		1	1	50%	2
CVS MINUTE CLINIC DIAGNOSTIC OF TN #3293		2			2
MINUTECLINIC DIAG OF IND, LLC #6908		2			2
BAPTIST HEALTHCARE - LAKEVIEW CENTER INC		2			2
Kroger 186 - The Little Clinic Holiday Manor		1	1	50%	2
EASTSIDE SPORTS COMPLEX			2	100%	2
MINUTECLINIC DIAGNOSTIC OF SC, LLC #4		2			2
APPLECARE VALDOSTA			2	100%	2
MINUTECLINIC DIAGNOSTIC MEDICAL		2			2
WALGREENS #05477		2			2
WELL HEALTH LABS			2	100%	2
MINUTECLINIC DIAGNOSTICS OF IND LLC		1	1	50%	2
NORTH COUNTRY FAMILY HEALTH CENTER INC		2			2
UNIVERSITY COMMUNITY HEALTH SERVICES		1	1	50%	2
SWEDISH COVENANT HOSPITAL			2	100%	2
CONCENTRA - PLANT CITY		2			2
CARE CENTERS OF NASSAU LLC MINER ROAD NORTH		2			2
Good Samaritan Society Waukon		2			2
BEAUFORT MEMORIAL			2	100%	2
EXPRESS CARE WALK-IN CLINIC			2	100%	2
MEDEXPRESS URGENT CARE- COLUMBIA HEIGH		2			2
Huntington Health Care and Rehabilitation Center		2			2
Gracemore Nursing and Rehab		2			2
BAYSHORE MEDICAL CENTER			2	100%	2
ManorCare Health Services Camp Hill		2			2
MADISON HOSPITAL LABORATORY			2	100%	2
AFC PHYSICIANS OF FLORIDA, PA			2	100%	2
DRR JMC URGENT CARE DONALD ROSS			2	100%	2
ACM MEDICAL LABORATORY ALLIANCE			2	100%	2
CVS NJ837POCT MARLTON		2			2
SOUTH BEND MEDICAL FOUNDATION			2	100%	2
CVS IL3163POCT OAK PARK		2			2

COVID-19: testing by laboratory

Data through Feb 12, 2021 verified as of Feb 13, 2021 at 09:25 AM

Data in this report are provisional and subject to change.

The numbers in the table below represent the number of Florida and non-Florida residents for whom test results were received by the Department of Health. A person can be tested by more than one laboratory and can have both positive and negative results. **Therefore, the sum of the numbers in each column will be larger than the total number of people tested.**

Reporting lab	Inconclusive	Negative	Positive	Percent positive	Total
LIFETIME FAMILY URGENT CARE			2	100%	2
MINUTECLINIC, LLC #05891		1	1	50%	2
MEDEXPRESS URGENT CARE - CEDAR KNOLLS		2			2
DELRAY BEACH HEALTH DEPT LAB			2	100%	2
CONCENTRA - ORLANDO SOUTH II		2			2
ADVANCED MEDICAL CARE			2	100%	2
CVS IL1170POCT JOLIET		2			2
87TH MEDICAL GROUP – MCGUIRE AMBULATORY CARE FACILITY		2			2
ORLANDO HEALTH PHYSICIAN GROUP			2	100%	2
ADVENTIST HINSDALE HOSPITAL LABORATORY			2	100%	2
DAVENPORT PEDIATRICS CLERMONT PA		1	1	50%	2
MEDEXPRESS URGENT CARE, HERMITAGE		1	1	50%	2
CARTER BLOOD CARE			2	100%	2
DEER'S HEAD CENTER		2			2
UNIVERSITY HEALTH SERVICES RIVER CAMPUS		2			2
HAWAII DEPARTMENT OF HEALTH			2	100%	2
US LABS		2			2
CHESTERFIELD HEALTHCARE GROUP, INC		2			2
THE EDGEWATER AND WATERMAN VILLAGE			2	100%	2
OURMED		2			2
WESTMINSTER SUNCOAST			2	100%	2
JOSEPH SCHENKER MD PC		2			2
REGIONS HOSPITAL LABORATORY			2	100%	2
BROOKDALE ALTAMONTE SPRINGS			2	100%	2
GENESIS FAMILY PRACTICE			2	100%	2
ADVENTHEALTH IMAGING PARTIN SETTLEMENT			2	100%	2
QUEST DIAGNOSTICS CLINICAL LABORATORIES INC		2			2
SACRED HEART HOSPITAL ON THE EMERALD			2	100%	2
RENFREW CENTERS INC		2			2
COOPER CLINIC			2	100%	2
BOND COMMUNITY HEALTH CENTER			2	100%	2
STEWART ST ELIZABETH MEDICAL CENTER			2	100%	2
PROSPECT URGENT CARE			2	100%	2
PM PEDIATRICS OF BAYSIDE, PLLC - MANHASSET		2			2
SUNNYSIDE MANOR		2			2
SPECTRA LABS		1	1	50%	2
Elba Nursing and Rehabilitation Center, LLC		2			2
Kroger 412 - The Little Clinic Oxford		2			2
ROCKEFELLER UNIVERSITY CLINICAL GENOMICS LABORATOR		2			2
ASCENSION ST MICHAEL'S HOSPITAL LAB		1	1	50%	2
CVS MO10151POCT SPRINGFIELD		1	1	50%	2
NEMOURS CHILDRENS PRIMARY CARE			2	100%	2
EXCEPTIONAL EMERGENCY CENTER - AMARILLO			2	100%	2
CVS OH6185POCT PICKERINGTON		2			2
MONROE URGENT CARE		2			2
WOMENS CARE FLORIDA LLC-LABORATORY		2			2
AMEDISYS HOME HEALTH OF GREENVILLE			2	100%	2

COVID-19: testing by laboratory

Data through Feb 12, 2021 verified as of Feb 13, 2021 at 09:25 AM

Data in this report are provisional and subject to change.

The numbers in the table below represent the number of Florida and non-Florida residents for whom test results were received by the Department of Health. A person can be tested by more than one laboratory and can have both positive and negative results. **Therefore, the sum of the numbers in each column will be larger than the total number of people tested.**

Reporting lab	Inconclusive	Negative	Positive	Percent positive	Total
MIDWAY PRIMARY CARE LLC		2			2
MINUTECLINIC DIAGNOSTIC OF NEVADA-9586		1	1	50%	2
UK HEALTHCARE			2	100%	2
CARESPOT URGENT CARE		1	1	50%	2
CVS TX5877POCT PEARLAND		2			2
ADVENTHEALTH MEDICAL GROUP INTERNAL MEDICINE AT			2	100%	2
MINUTE CLINIC DIAGNOSTIC OF KANSAS PA		2			2
MOBILE COUNTY HEALTH DEPARTMENT		1	1	50%	2
GRAND VILLA OF MELBOURNE			2	100%	2
SOUTHSIDE FAMILY MEDICAL		2			2
JRS LABORATORY			2	100%	2
SHELL POINT HOME HEALTH			2	100%	2
ORANGE COUNTY HEALTH DEPARTMENT		1	1	50%	2
COL CROSSROAD		1	1	50%	2
ILLINOIS DEPT OF PUBLIC HEALTH LABS			2	100%	2
MEDEXPRESS URGENT CARE - LINCOLN N 26T		2			2
INA		1	1	50%	2
BMC/JACSONVILLE		1	1	50%	2
MANASOTA PEDIATRICS			2	100%	2
POINT OF CARE PRIVATE HEALTH MANAGEMENT			2	100%	2
Bedford Care Center of Hattiesburg		2			2
PHOEBE BERKS HEALTH CARE CENTER		2			2
ST. JOSEPH REGIONAL MEDICAL CENTER			2	100%	2
BOSTON PUBLIC HEALTH COMMISSION			2	100%	2
OSF SAINT FRANCIS MEDICAL CENTER			2	100%	2
METHODIST MANSFIELD MEDICAL CENTER			2	100%	2
MORRISTOWN MEMORIAL HOSPITAL		2			2
MANSFIELD MEDICAL LODGE			2	100%	2
CHILDREN'S MEDICAL CENTER-EAST ORLANDO			2	100%	2
ENVOY OF FORK UNION, LLC DBA ENVOY AT THE VILLAGE		2			2
FLORIDA DEPARTMENT OF HEALTH (FDOH)			2	100%	2
U OF MIAMI MILLER SCHOOL OF MEDICINE			2	100%	2
ALL PEDIATRIC CARE PA			2	100%	2
POINTE AT NEW PORT PLACE,THE		2			2
GINKGO-IXLAYER		2			2
Walgreens #10207		2			2
TAMPA INTERNATIONAL AIRPORT			2	100%	2
CVS IL7017POCT BLOOMINGTON		2			2
HEARTLAND HOME HEALTH CARE		2			2
EAST NAPLES PEDIATRICS			2	100%	2
NEW YORK STATE DEPARTMENT OF HEALTH		1	1	50%	2
MEDEXPRESS URGENT CARE - MARTINSVILLE		2			2
DOCTORS CARE OF PALM COAST			2	100%	2
MEDLOGIC, LLC		2			2
UT AUSTIN UNIVERSITY HEALTH SERVICES			2	100%	2
INSPIRE HEALTHCARE CENTER			2	100%	2
STANFORD HEALTH CARE ANATOMIC PATHOLOGY & CLINICAL LAB			2	100%	2

COVID-19: testing by laboratory

Data through Feb 12, 2021 verified as of Feb 13, 2021 at 09:25 AM

Data in this report are provisional and subject to change.

The numbers in the table below represent the number of Florida and non-Florida residents for whom test results were received by the Department of Health. A person can be tested by more than one laboratory and can have both positive and negative results. **Therefore, the sum of the numbers in each column will be larger than the total number of people tested.**

Reporting lab	Inconclusive	Negative	Positive	Percent positive	Total
ADVANTA ANALYTICAL LABORATORIES			2	100%	2
SPRING HILL REGIONAL HOSPITAL			2	100%	2
CROSSTOWN PHARMACY		2			2
METROHEALTH SYSTEM			2	100%	2
John Knox Manor Inc II		1	1	50%	2
KIVA AT MOUNT DORA			2	100%	2
ST. ELIZABETH HEALTHCARE			2	100%	2
ACN PHYSICIANS GROUP CORP			2	100%	2
KAILOS GENETICS INC			2	100%	2
SPRINGS MEDICAL LAB		1	1	50%	2
JORDAN VALLEY MEDICAL CENTER			2	100%	2
MEMORIAL HERMANN CONSOLIDATED LABORATORY SERVICES			2	100%	2
FEDERAL CORRECTIONAL INSTITUTION MARIANNA			2	100%	2
NORTHSIDE FAMILY MEDICINE AND URGENT CARE (EAST COBB)		2			2
MARQUESA MEDICAL		2			2
FLORIDA MEDICAL CENTER			2	100%	2
WEST FLORIDA MEDICAL ASSOCIATES, PA			2	100%	2
TENNESSEE VALLEY HCS			2	100%	2
AZALEA HEALTH AND REHABILITATION		2			2
MEMORIAL HERMANN HOSPITAL			2	100%	2
WARD MEMORIAL HOSPITAL		2			2
AKRON GENERAL MEDICAL CENTER MAIN		2			2
MATHER HOSPITAL			2	100%	2
BAYLOR SCOTT & WHITE COMPREHENSIVE WOUND			2	100%	2
MINUTECLINIC DIAG OF IND LLC #1138		1	1	50%	2
IVY ROSEN MD PLLC		2			2
MINUTECLINIC 7196		2			2
MINUTECLINIC, DIAGNOSTIC OF TEXAS, LLC		2			2
MEDEXPRESS URGENT CARE - SOUTH CHARLESTON		2			2
ST. MARY'S MEDICAL CENTER EVANSVILLE, INC			2	100%	2
DEKALB MEDICAL CENTER LABORATORY			2	100%	2
USCG ABBOTT BINAXNOW		1	1	50%	2
TRICORE REFERENCE LABORATORY		1	1	50%	2
FAMILY CARE SPECIALISTS OF ORLANDO			2	100%	2
FALCON HEALTH CENTER			2	100%	2
MEDEXPRESS URGENT CARE FOX CHAPEL		2			2
MEDICAL CITY DALLAS HOSPITAL			2	100%	2
SANFORD REGIONAL HOSPITAL WORTHINGTON		2			2
CLEARWATER PAIN MANAGEMENT ASSOCIATES			2	100%	2
GEISINGER MEDICAL CENTER		2			2
SARASOTA IMMEDIATE CARE			2	100%	2
CVS IN6572POCT INDIANAPOLIS		2			2
VA OUTPATIENT PHARMACY			2	100%	2
SYNEOS HEALTH			2	100%	2
PHYSICIANS CARE INC		1	1	50%	2
ATHENA CARE RESOURCES LLC		2			2
BOSTON MEDICAL CENTER			2	100%	2

COVID-19: testing by laboratory

Data through Feb 12, 2021 verified as of Feb 13, 2021 at 09:25 AM

Data in this report are provisional and subject to change.

The numbers in the table below represent the number of Florida and non-Florida residents for whom test results were received by the Department of Health. A person can be tested by more than one laboratory and can have both positive and negative results. **Therefore, the sum of the numbers in each column will be larger than the total number of people tested.**

Reporting lab	Inconclusive	Negative	Positive	Percent positive	Total
FLORIDA COMMUNITY HEALTH CENTERS, INC.			2	100%	2
MINUTECLINIC DIAGNOSTIC OF OHIO #6139		2			2
MINUTECLINIC DIAGNOSTIC OF OHIO #4401		2			2
Kroger 020 - The Little Clinic Wheat Ridge		2			2
KEY WEST HMA PHYSICIAN MANAGEMENT, LLC			2	100%	2
MIDWAY SPECIALTY CARE RX LLC			2	100%	2
LEESBURG REGIONAL MEDICAL CENTER URGENT CARE			2	100%	2
MINUTECLINIC DIAG OF IND, LLC #6553		2			2
ADVANCED MEDICAL OF FLORIDA			2	100%	2
NAVAL BRANCH MEDICAL CLINIC			2	100%	2
TRUE HEALTH INC			2	100%	2
OCALA REGIONAL KIDNEY CENTER-WEST			2	100%	2
STATE OF CALIFORNIA DOH SERVICES			1	100%	1
AVERA ST. MARY'S HOSPITAL			1	100%	1
TREASURE COAST PRIMARY CARE		1			1
Hearthstone Nursing and Rehabilitation Center		1			1
WALGREEN#12147		1			1
CLARKSVILLE HEALTH SYSTEM			1	100%	1
TITUSVILLE CENTER FOR SURGICAL EXCELLENCE LLC		1			1
CLINICAL CARE CENTER, INC			1	100%	1
UUHC - REDSTONE HEALTH CENTER LABORATORY			1	100%	1
LCMC LAB SUBSECTION		1			1
Summit Medical Group Morristown Oncology		1			1
YOUTH HEALTH CENTER OF HUNTINGTON		1			1
MID FLORIDA BIOLOGICALS			1	100%	1
MED FIRST IMMEDIATE CARE AND FAMILY PRACTICE			1	100%	1
PINEBROOK CARE AND REHABILITATION CENTER□			1	100%	1
SUTTER GOULD MEDICAL FOUNDATION			1	100%	1
BIOMERIEUX			1	100%	1
ELLIS HOSPITAL URGENT CARE CENTER LAB		1			1
Good Samaritan Society - Albion		1			1
CTMD MEDICAL CENTER, PA			1	100%	1
FLORIDA KEYS PED AND ADOLES CTR			1	100%	1
HAMILTON CI MAIN UNIT ANNEX/ WORK CAMP			1	100%	1
Monument Health Custer Care Center		1			1
KATHY L ANDERSON DO PA			1	100%	1
LARKIN COMMUNITY HOSPITAL PALM SPRINGS CAMPUS			1	100%	1
MORGAN STANELY HEALTH CENTER		1			1
Remarkable Healthcare Dallas			1	100%	1
MARYWOOD NURSING CARE CENTER		1			1
SYNERGENE LABORATORY			1	100%	1
SOUTHWESTERN STATE HOSPITAL LABORATORY			1	100%	1
CVS SC5479POCT INDIAN LAND		1			1
CVS PA1296POCT DREXEL HILL		1			1
WASHINGTONVILLE PHARMACY INC		1			1
Lutheran Community at Telford		1			1
AURORA MEDICAL CENTER-KENOSHA			1	100%	1

COVID-19: testing by laboratory

Data through Feb 12, 2021 verified as of Feb 13, 2021 at 09:25 AM

Data in this report are provisional and subject to change.

The numbers in the table below represent the number of Florida and non-Florida residents for whom test results were received by the Department of Health. A person can be tested by more than one laboratory and can have both positive and negative results. **Therefore, the sum of the numbers in each column will be larger than the total number of people tested.**

Reporting lab	Inconclusive	Negative	Positive	Percent positive	Total
ENCOMPASS HEALTH REHABILITATION OF ALTAMONTE			1	100%	1
PROVIDENCE ST PETER HOSPITAL		1			1
Piney Grove Nursing and Rehabilitation Center		1			1
CARENOW LAKE WORTH			1	100%	1
CATHEDRAL GERONTOLOGY CENTER DBA CATHEDRAL CARES			1	100%	1
VETERANS AFFAIRS MEDICAL CENTER - EAST ORANGE			1	100%	1
HEALTH ALLIANCE			1	100%	1
CAREHERE LLC			1	100%	1
CVS IN6757POCT COLUMBUS		1			1
NEW ERA COMMUNITY HEALTH CENTER LLC		1			1
BRADENTON DIALYSIS			1	100%	1
MED BAR LLC		1			1
CVS TX3292POCT WYLIE		1			1
KID FIXERS		1			1
MEDEXPRESS URGENT CARE - TOPEKA, SW WANAMAKER RD		1			1
SOUTHERN HILLS MEDICAL CENTER			1	100%	1
Villa Maria			1	100%	1
ST FRANCIS MEDICAL CENTER			1	100%	1
ST ANTHONY COMMUNITY HOSPITAL LAB		1			1
PROVIDENCE PORTLAND MEDICAL CENTER		1			1
SOUTH DADE NURSING & REHABILITATION CENTER			1	100%	1
GOOD SAMARITAN HOSPITAL			1	100%	1
GENDERXPRESS/PICTURE ME PERFECT IMAGING			1	100%	1
C V S / PHARMACY #833		1			1
ADVENTHEALTH SENIOR CARE AT ORMOND			1	100%	1
MEDEXPRESS URGENT CARE - BENTONVILLE		1			1
Arlington Care Center			1	100%	1
KETTERING MEDICAL CENTER			1	100%	1
AVERA SACRED HEART HOSPITAL			1	100%	1
MINUTECLINIC DIAGNOSTIC OF VIRGINIA, LLC #1980		1			1
YUMA REGIONAL MEDICAL CENTER			1	100%	1
LEGACY ER AND URGENT CARE			1	100%	1
ENCORE AT BOCA RATON, THE			1	100%	1
LONESTAR 24HRER MANAGEMENT LLC DBA LONESTAR 24HRER			1	100%	1
MC DIAGNOSTIC OF CONNECTICUT, PC #252			1	100%	1
WALGREENS NO 10512			1	100%	1
PASCO COUNTY HEALTH DEPARTMENT			1	100%	1
Court House Center		1			1
Fairhope		1			1
AVON PARK CLUSTER		1			1
Consulate Health Care of Tallahassee			1	100%	1
ALABAMA REFERENCE LAB			1	100%	1
SOMA MEDICAL CENTER PA #3 GREENACRES			1	100%	1
ASSOCIATES IN INTERNAL MEDICINE PA			1	100%	1
MID FLORIDA DERMATOLOGY ASSOCIATES PA			1	100%	1
PROGRESSIVE URGENT CARE, PC			1	100%	1
GALVESTON COUNTY HEALTH DISTRICT			1	100%	1

COVID-19: testing by laboratory

Data through Feb 12, 2021 verified as of Feb 13, 2021 at 09:25 AM

Data in this report are provisional and subject to change.

The numbers in the table below represent the number of Florida and non-Florida residents for whom test results were received by the Department of Health. A person can be tested by more than one laboratory and can have both positive and negative results. **Therefore, the sum of the numbers in each column will be larger than the total number of people tested.**

Reporting lab	Inconclusive	Negative	Positive	Percent positive	Total
CMC MERCY LABORATORY			1	100%	1
PEDIATRIC PARTNERS ZEPHYRHILLS			1	100%	1
CLIFTON-FINE HOSPITAL LABORATORY		1			1
WINNIFRED ASSISTED LIVING FACILITY INC		1			1
Orchid Cove at Naples			1	100%	1
CVS AZ10150POCT PHOENIX		1			1
VITAL CARE			1	100%	1
Bolingreen Health and Rehabilitation		1			1
Glenburn Home		1			1
VENETIAN GARDENS		1			1
LANGLADE			1	100%	1
MEDEXPRESS URGENT CARE-BRENTWOOD		1			1
MEDICAL ASSOCIATES OF CARTER		1			1
Heritage of Red Cloud		1			1
MULTICARE PHYSICIANS			1	100%	1
TILLAMOOK COUNTY GENERAL HOSPITAL LAB		1			1
DAVENPORT PEDIATRICS PA			1	100%	1
MEMORIAL HOSPITAL WEST			1	100%	1
LAB TEST KENDALL LLC		1			1
Walgreens #5421		1			1
Smg At Bridgewater Family Medicine		1			1
ROSLYN INTERNAL MEDICINE		1			1
SPORTS MEDICINE CLINIC - U OF WYOMING			1	100%	1
Life Care Center of Paradise Valley		1			1
H/L of WEst Ashley Rhability and Nursing Center		1			1
CVS PA1193POCT JENKINTOWN		1			1
CHI MEMORIAL HOSPITAL CHATTANOOGA			1	100%	1
PALMA CEIA MED GROUP-SWANN		1			1
MEMORIAL HERMANN KATY HOSPITAL			1	100%	1
SPARTANBURG REGIONAL MEDICAL CENTER			1	100%	1
DOCTORS HOSPITAL OF LAREDO			1	100%	1
QUALITY LAB			1	100%	1
WESTOX LABS		1			1
TENNOVA HEALTHCARE - CLEVELAND			1	100%	1
WELLPATH			1	100%	1
ADVANCED MEDICAL LABORATORIES (AML)			1	100%	1
HIGHLAND LABORATORY			1	100%	1
POUDRE VALLEY HOSPITAL			1	100%	1
DORA HOME CARE			1	100%	1
HIGH DESERT COURT GROUP HOME			1	100%	1
WALGREENS #5130			1	100%	1
777 URGENT CARE			1	100%	1
NULEASE MEDICAL SOLUTIONS			1	100%	1
WEST VIRGINIA UNIVERSITY HOSPITALS			1	100%	1
ADVANCE HEALTH AND WELLNESS SOLUTIONS			1	100%	1
ROSE MEDICAL CENTER LAB			1	100%	1
GWINNETT MEDICAL CENTER			1	100%	1

COVID-19: testing by laboratory

Data through Feb 12, 2021 verified as of Feb 13, 2021 at 09:25 AM

Data in this report are provisional and subject to change.

The numbers in the table below represent the number of Florida and non-Florida residents for whom test results were received by the Department of Health. A person can be tested by more than one laboratory and can have both positive and negative results. **Therefore, the sum of the numbers in each column will be larger than the total number of people tested.**

Reporting lab	Inconclusive	Negative	Positive	Percent positive	Total
Port Orange Nursing And Rehab Center			1	100%	1
PANCARE HEALTH - BRUCE			1	100%	1
Washington County Nursing H0me			1	100%	1
CVS CA9497POCT IRVINE		1			1
MEDEXPRESS URGENT CARE, MOSSIDE		1			1
WILMINGTON NURSING AND REHAB			1	100%	1
APPLING NURSING & REHABILITATION PAVIL		1			1
SKY LAKES MEDICAL CENTER		1			1
HOUSTON MEDICAL CENTER			1	100%	1
SHERIDAN AT HOBE SOUND, THE			1	100%	1
Kroger 588 - The Little Clinic Thompsons Station		1			1
SHAW MEDICAL GROUP LLC			1	100%	1
MEDICAL EXAMINERS OFFICE, LEESBURG			1	100%	1
ALTA BATES SUMMIT MEDICAL CENTER CLINICAL LAB			1	100%	1
Mountain City Care and Rehabilitation Center		1			1
ADVENTHEALTH HOME CARE WATERMAN			1	100%	1
KIOSK MEDICINE KENTUCKY LLC		1			1
American Fork Care Center dba Heritage Care Center		1			1
Parkside Manor		1			1
MINUTECLINIC DIAGNOSTIC OF KANSAS, PC		1			1
SAINT LEO UNIVERSITY INCORPORATED			1	100%	1
Kroger - KRO03400316			1	100%	1
WELLINGTON WEST 100176			1	100%	1
CHATSWORTH ASSISTED LIVING COMMUNITY AT PGA NATIONAL			1	100%	1
HSRE-ASL CASSELBERRY TRS, LLC			1	100%	1
Ashland Place Health and Rehabilitation, LLC		1			1
SUN CITY DIAGNOSTIC CENTER			1	100%	1
ALL PRO ORTHOPEDICS & SPORTS MEDICINE, PA			1	100%	1
SYNAPSE ANALYTICAL LABS		1			1
EXACCARE KINGSTON, LLC			1	100%	1
DEVITA		1			1
MARLBORO URGENT CARE		1			1
ATHENS MEDICAL CENTER			1	100%	1
WELL-KEY URGENT CARE SEVIERVILLE			1	100%	1
MINUTECLINIC DIAGNOSTIC, PA		1			1
HOLYOKE MEDICAL CENTER			1	100%	1
LAB. CORP. OF AMERICA			1	100%	1
MED-LAKE LABORATORY			1	100%	1
MARYWOOD HEIGHTS		1			1
ASANTE ROGUE REGIONAL MEDICAL CENTER L		1			1
Accordius Health at Gastonia			1	100%	1
Riverside Nursing & Rehabilitation Center		1			1
PROVIDENCE HOSPITAL			1	100%	1
CHILDRENS HEALTHCARE CTE OF NORTHERN		1			1
PARKWAY REGIONAL MEDICAL CENTER LAB			1	100%	1
NEMOURS CHILDRENS URGENT CARE			1	100%	1
SUNY AT STONY BROOK			1	100%	1

COVID-19: testing by laboratory

Data through Feb 12, 2021 verified as of Feb 13, 2021 at 09:25 AM

Data in this report are provisional and subject to change.

The numbers in the table below represent the number of Florida and non-Florida residents for whom test results were received by the Department of Health. A person can be tested by more than one laboratory and can have both positive and negative results. **Therefore, the sum of the numbers in each column will be larger than the total number of people tested.**

Reporting lab	Inconclusive	Negative	Positive	Percent positive	Total
CLINTON DRUG STORE		1			1
Crowne Health Care of Mobile		1			1
BHA TITUSVILLE CLINIC			1	100%	1
IDAHO HEALTH DEPARTMENT			1	100%	1
INNOVATIVE HEALTH DIAGNOSTIC OF CALIFORNIA			1	100%	1
RIVERTON CBOC			1	100%	1
PSL JAX BEACH OPERATIONS LLC			1	100%	1
Oakview Manor Health and Rehab		1			1
CLINICAL LABORATORY DEPARTMENT			1	100%	1
ANDREWS			1	100%	1
Kroger 539 - The Little Clinic Memorial Blvd.		1			1
CVS NV3210POCT LAS VEGAS		1			1
EAST END PEDIATRICS		1			1
HANCOCK REGIONAL HOSPITAL		1			1
ADVANCE GASTROENTEROLOGY			1	100%	1
MID-SOUTH URGENT CARE, PLLC			1	100%	1
COLONIAL MEDICAL CENTER-EAST ORLANDO			1	100%	1
Masonic Medical Research Institute			1	100%	1
OMNI HEALTHCARE INC			1	100%	1
MIAMI CHILDRENS HOSPITAL MIDTOWN OUTPATIENT CENTER			1	100%	1
Good Samaritan Society-Atkinson		1			1
WOMENS CARE FLORIDA LLC			1	100%	1
BIOLOGICAL AND CHEMICAL EMERGENCIES LABORATORY			1	100%	1
ASANTE THREE RIVERS MEDICAL CENTER LAB		1			1
PUBLIC HEALTH LABORATORIES			1	100%	1
CFHC - FROSTPROOF			1	100%	1
NORWALK HOSPITAL			1	100%	1
BAYFRONT CARDIOVASCULAR ASSOCIATES			1	100%	1
YOUR KIDS URGENT CARE			1	100%	1
CLINICAL MICROBIOLOGY LAB FAIRVIEW UNIVERSITY HOSPITAL			1	100%	1
LONGWOOD FAMILY MEDICINE			1	100%	1
CARENOW URGENT CARE-HENDERSONVILLE		1			1
Oak Hill Health & Rehabilitation Center			1	100%	1
TALLAHASSEE DIALYSIS		1			1
CVS IN5696POCT FORT WAYNE		1			1
PREVENTIVE CARDIOLOGY AND INTERNAL MEDICINE ASSOCI			1	100%	1
CLARKSVILLE MANOR INC		1			1
TRIPLE O RESEARCH INSTITUTE PA			1	100%	1
QC LABORATORY			1	100%	1
METHODISM MIDLOTHIAN MEDICAL CENTER			1	100%	1
NEW ULM MEDICAL CENTER			1	100%	1
THYROID SPECIALTY LABORATORY			1	100%	1
CVS PA371POCT PHILADELPHIA		1			1
Walgreens #9890		1			1
Buena Vista Care Center		1			1
VANDERBILT UNIVERSITY MEDICAL CENTER			1	100%	1
MEDONE URGENT CARE			1	100%	1

COVID-19: testing by laboratory

Data through Feb 12, 2021 verified as of Feb 13, 2021 at 09:25 AM

Data in this report are provisional and subject to change.

The numbers in the table below represent the number of Florida and non-Florida residents for whom test results were received by the Department of Health. A person can be tested by more than one laboratory and can have both positive and negative results. **Therefore, the sum of the numbers in each column will be larger than the total number of people tested.**

Reporting lab	Inconclusive	Negative	Positive	Percent positive	Total
ADVENTHEALTH MEDICAL GROUP ADULT AND SENIOR HEALTH			1	100%	1
MAINE HEALTH AND ENVIRONMENTAL TESTING LABORATORY			1	100%	1
HIGHLANDS CLINICAL LABORATORY			1	100%	1
CITRUS DERMATOLOGY			1	100%	1
SOPHIA MEDICAL ASSOCIATES, PC			1	100%	1
PRIME CARE FAMILY MEDICINE			1	100%	1
BLOSSOMS ASSISTED LIVING 1 LLC			1	100%	1
OMNICARE PHARMACY OF TEXAS 1, LP		1			1
CHRISTUS SPOHN HOSPITAL			1	100%	1
BREVARD COUNTY JAIL			1	100%	1
Freedom Pointe at The Villages			1	100%	1
CYPRESS CREEK DIALYSIS CTR			1	100%	1
REHABILITATION CENTER OF SOUTH GEORGIA		1			1
FLORIDA FAMILY LABORATORY		1			1
KEY BISCAYNE PEDIATRIC ASSOCIATES INC			1	100%	1
SELECT SPECIALTY HOSPITAL - ORLANDO SOUTH			1	100%	1
Wedgewood Manor		1			1
BAPTIST HEALTH MEDICAL PLAZA			1	100%	1
USCG AIR STATION CLEARWATER CLINIC			1	100%	1
WALGREENS # 12338		1			1
ONSLOW COUNTY HEALTH DEPARTMENT			1	100%	1
CLEVELAND CLINIC FLORIDA WAIVED			1	100%	1
NEW YORK STATE DEPARTMENT OF HEALTH			1	100%	1
MEDEXPRESS URGENT CARE - LINCOLN		1			1
CHIPOLA QUICK CARE			1	100%	1
Cerenity Senior Care-White Bear Lake		1			1
SHANDS JACKSONVILLE CLINICAL CENTER			1	100%	1
MEDEXPRESS URGENT CARE - LEOMINSTER		1			1
ABC PEDIATRICS OF PORT ST LUCIE		1			1
MRMC LAB MICRO			1	100%	1
SPRINGFIELD HOSPITAL			1	100%	1
SPECTRUM LUDINGTON			1	100%	1
Henry County Health and Rehabilitation		1			1
MINUTECLINIC DIAGNOSTIC MED GRP OF ORA			1	100%	1
SOUTHWEST REGIONAL PCR LABORATORY			1	100%	1
Kroger 667 - The Little Clinic Litchfield Park		1			1
HOLMES FAMILY PRACTICE PA			1	100%	1
LABORATORY COPRORATION OF AMERICA			1	100%	1
MINUTE CLINIC LLC #1909		1			1
GSM OCED Subsection			1	100%	1
SILVER SPRINGS SHORES DIALYSIS			1	100%	1
HEALTH NETWORK			1	100%	1
Kroger - KRO01100688			1	100%	1
PEDIATRIC ASSOCIATES - JACKSONVILLE			1	100%	1
LAKE VIEW COURT		1			1
HEALTH GUAGE			1	100%	1
KEY WEST BRANCH MEDICAL CLINIC			1	100%	1

COVID-19: testing by laboratory

Data through Feb 12, 2021 verified as of Feb 13, 2021 at 09:25 AM

Data in this report are provisional and subject to change.

The numbers in the table below represent the number of Florida and non-Florida residents for whom test results were received by the Department of Health. A person can be tested by more than one laboratory and can have both positive and negative results. **Therefore, the sum of the numbers in each column will be larger than the total number of people tested.**

Reporting lab	Inconclusive	Negative	Positive	Percent positive	Total
SARASOTA MEMORIAL HOSPITAL		1			1
Raleigh Center (WV)			1	100%	1
BRISTOL REGINAL MEDICAL CENTER			1	100%	1
US LABORATORIES			1	100%	1
SMA BEHAVIORAL HEALTH SERVICES INC		1			1
MEDPOST - NORTH DALLAS			1	100%	1
EH FARGO HOSPITAL LABORATORY			1	100%	1
FORT LOUDOUN PRIMARY CARE		1			1
SPRINGBROOK HOSPITAL			1	100%	1
CARESPOT - OCOEE			1	100%	1
Tremont Health & Rehabilitation Center		1			1
UHEALTH CARDIOLOGY			1	100%	1
NORTH SHORE HEMATOLOGY-ONCOLOGY ASSOCI		1			1
SHARON REGIONAL MEDICAL CENTER			1	100%	1
THE CHILDREN'S HOSPITAL OF PHILADELPHIA		1			1
FAMILY MEDICAL CENTER OF HOLLYWOOD PA			1	100%	1
LAB PLUS, LLC			1	100%	1
ADVENT HEALTH - OWASA			1	100%	1
ST JOHNS EPISCOPAL HOSPITAL SOUTH SHORE		1			1
MEDEXPRESS URGENT CARE CHICOPEE			1	100%	1
ADVANCE CARDIOVASCULAR IMAGING, INC			1	100%	1
THE TOLEDO HOSPITAL			1	100%	1
PM PEDIATRICS PC			1	100%	1
PRIMACARE MEDICAL LAKEWOOD			1	100%	1
THE CLINIC ON SIXTH			1	100%	1
CSI LABORATORIES FLORIDA			1	100%	1
Kroger 895 - The Little Clinic Green Hills		1			1
Kroger 717 - The Little Clinic Dolphin Drive			1	100%	1
PANCARE HEALTH - CARR ELEM & MIDDLE SCHOOL			1	100%	1
PULMONARY MEDICINE		1			1
BROOKSVILLE REGIONAL HOSPITAL			1	100%	1
MARTIN ARMY COMMUNITY HOSPITAL			1	100%	1
ROAN MOUNTAIN MEDICAL CENTER			1	100%	1
CVS PA4077POCT BELLE VERNON		1			1
Jacaranda Manor			1	100%	1
Douglas County Health Center		1			1
GUTHRIE CORNING HOSPITAL LABORATORY		1			1
KNAPP MEDICAL GROUP			1	100%	1
HELIX BIOMEDICS LLC			1	100%	1
Belvoir Woods Health Care Center at The Fairfax		1			1
HEALTHCARE FOR THE HOMELESS			1	100%	1
INFECTION CONTROL DEPT			1	100%	1
CVS TX7827POCT ROUND ROCK		1			1
CVS AZ10529POCT SCOTTSDALE		1			1
Oakland Nursing and Rehabilitation Center		1			1
IVY CREEK HEALTHCARE & WELLNESS CENTRE			1	100%	1
HUNTSVILLE HOSPITAL			1	100%	1

COVID-19: testing by laboratory

Data through Feb 12, 2021 verified as of Feb 13, 2021 at 09:25 AM

Data in this report are provisional and subject to change.

The numbers in the table below represent the number of Florida and non-Florida residents for whom test results were received by the Department of Health. A person can be tested by more than one laboratory and can have both positive and negative results. **Therefore, the sum of the numbers in each column will be larger than the total number of people tested.**

Reporting lab	Inconclusive	Negative	Positive	Percent positive	Total
HEALTH AND WELLNESS URGENT CARE LLC			1	100%	1
Village Crest Center for Health & Rehabilitation		1			1
SOMA MEDICAL CENTER PA #2 OAKLAND			1	100%	1
DIGNITY HEALING LLC			1	100%	1
SPECTRUM LABORATORY			1	100%	1
WEST BOYNTON DIALYSIS			1	100%	1
ELAN MANATEE			1	100%	1
POINTE MEDICAL SERVICES INC			1	100%	1
FAMILY MEDICINE AT CELEBRATION		1			1
CORPORATION OF AMERICA		1			1
URGENT CARE OF FORT LAUDERDALE INC			1	100%	1
MINUTECLINIC, LLC #4507		1			1
EXAC CARE CROSSVILLE		1			1
MINUTECLINIC DIAGNOSTIC OF VIRGINIA, LLC #1416		1			1
LEGACY AT HIGHWOODS PRESERVE		1			1
CHRISTUS GOOD SHEPHERD MEDICAL CENTER			1	100%	1
Integrity Healthcare of Carbondale			1	100%	1
MADISON AT OVIEDO			1	100%	1
MEMORIAL HEALTH SYSTEM		1			1
HATLEY HEALTH CARE, INC		1			1
MANCHESTER COMMONS		1			1
BAPTIST ASI			1	100%	1
CVS IN6608POCT NEW PALESTINE			1	100%	1
ANY LAB TEST FAST CORP			1	100%	1
ADVENTHEALTH IMAGING LAKE NONA			1	100%	1
ST. LUKE'S HOSPITAL			1	100%	1
MIDDLETON PEDIATRICS			1	100%	1
CONNECTICUT PEDIATRICS @ CHC		1			1
WEST CARVER MEDICAL ASSOCIATES		1			1
ICARE		1			1
SLIDELL MEMORIAL HOSPITAL			1	100%	1
BAPTIST HOSPITAL EAST			1	100%	1
Kroger 541 - The Little Clinic Long Hollow Pike		1			1
NORTHSIDE HOSPITAL DULUTH			1	100%	1
ST VINCENT'S AMBULATORY CARE INC			1	100%	1
CRUSADER COMMUNITY HEALTH			1	100%	1
CVS CA9103POCT ESCONDIDO		1			1
SC-GA2018 MCCORMICK REHAB & HEALTHCARE		1			1
LIFELINK OF FLORIDA			1	100%	1
BHS PHYSICIAN NETWORK			1	100%	1
AML DIAGNOSTICS- ADV TESTING IN METABOLIC MEDICINE			1	100%	1
Southwest Louisiana Veterans Home			1	100%	1
CAREWELL URGENT CARE FITCHBURG			1	100%	1
OCALA REGIONAL DIALYSIS- NORTH			1	100%	1
SPARTA HEALTH & REHAB		1			1
LAKE VISTA DIALYSIS			1	100%	1
CONCIERGE INTERNAL MEDICINE ASSOCIATES			1	100%	1

COVID-19: testing by laboratory

Data through Feb 12, 2021 verified as of Feb 13, 2021 at 09:25 AM

Data in this report are provisional and subject to change.

The numbers in the table below represent the number of Florida and non-Florida residents for whom test results were received by the Department of Health. A person can be tested by more than one laboratory and can have both positive and negative results. **Therefore, the sum of the numbers in each column will be larger than the total number of people tested.**

Reporting lab	Inconclusive	Negative	Positive	Percent positive	Total
FAITH FAMILY PRACTICE			1	100%	1
CVS MI8049POCT WATERFORD		1			1
UF HEALTH - WILDLIGHT			1	100%	1
LOPEZ		1			1
LOURDES URGENT CARE			1	100%	1
BALLAD HEALTH MEDICAL ASSOCIATES URGENT CARE			1	100%	1
INDIAN RIVER CLINICAL LABORATORY, INC.		1			1
Birmingham Nursing & Rehab Center		1			1
NORTHSIDE FAMILY MEDICINE AND URGENT CARE (CUMMING)		1			1
ST LUKES SURGICAL AT THE VILLAGES INC			1	100%	1
HAWKEYE CARE CENTER DUBUQUE		1			1
HEARTLAND OF ZEPHYRHILLS FL, LLC			1	100%	1
CVS SC4286POCT EASLEY		1			1
Allen Health and Rehabilitation		1			1
MEDICAL CITY DENTON			1	100%	1
ORLANDO HEALTH PHYSICIAN GROUP INC			1	100%	1
LABORATORIO MEDICO CENTRAL CONDOMINO MD			1	100%	1
CQUENTIA NGS, LLC			1	100%	1
HEALTH PLUS SUNRISE MEDICAL OFFICE			1	100%	1
ORMOND MEDICAL ARTS FAMILY PRACTICE PL			1	100%	1
QUALITY CLINICAL LAB LLC			1	100%	1
HIBISCUS COURT			1	100%	1
PRIMARY AND URGENT CARE			1	100%	1
MERCY MEDICAL CENTER INC			1	100%	1
FAMILY PRACTICE OF CENTRAL FLORIDA PA			1	100%	1
Crisp Regional Nursing and Rehab Center		1			1
MEDEXPRESS URGENT CARE - WICHITA, N MAIZE RD		1			1
INDIGO PALMS			1	100%	1
URGENT DOC -NACOGODOCHES CLINIC			1	100%	1
EVANS FAMILY CARE PA			1	100%	1
PENNY PEDIATRICS		1			1
SOUTHERN FAMILY HEALTH			1	100%	1
DOYLESTOWN HOSPITAL			1	100%	1
LIFE CARE CENTER OF HILTON HEAD		1			1
THE INTERNAL MEDICAL GROUP		1			1
FAMILY MEDICAL CENTERS			1	100%	1
MEMORIAL HOSPITAL LOS BANOS			1	100%	1
PROGRESSIVE MEDICAL RESEARCH			1	100%	1
OAKMONT EAST- GREENVILLE SC, LLC		1			1
CVS PA1074POCT KENNETT SQUARE		1			1
EASTMAN HEALTHCARE & REHAB		1			1
CROSSROADS URGENT CARE PLLC		1			1
GENESIS MICROBIOLOGY LAB		1			1
JPS HEALTH CENTER AT TRUE WORTH PLACE			1	100%	1
ABSOLUTE CAREGIVERS HOME HEALTH AGENCY INC			1	100%	1
SEATTLE-KING COUNTY			1	100%	1
WHEATON FRANCISCAN LABORATORY			1	100%	1

COVID-19: testing by laboratory

Data through Feb 12, 2021 verified as of Feb 13, 2021 at 09:25 AM

Data in this report are provisional and subject to change.

The numbers in the table below represent the number of Florida and non-Florida residents for whom test results were received by the Department of Health. A person can be tested by more than one laboratory and can have both positive and negative results. **Therefore, the sum of the numbers in each column will be larger than the total number of people tested.**

Reporting lab	Inconclusive	Negative	Positive	Percent positive	Total
Bayou Vista Community Care Center			1	100%	1
Manor Care of Dallastown d/b/a ManorCare Health Services - Dallastown		1			1
NORTH OKALOOSA CLINIC CORP		1			1
TMH URGENT CARE CENTER			1	100%	1
FLORIDA HOSPITAL TRANSPLANT CENTER		1			1
CVS TX7288POCT DALLAS		1			1
CVS OH4359POCT HUDSON		1			1
GAMMA HEALTHCARE, INC		1			1
CARSON NURSING AND REHABILITATION CENTER		1			1
MID-FLORIDA PATHOLOGY LLC		1			1
COASTAL PEDIATRICS LLC			1	100%	1
DORAL KIDNEY CENTER			1	100%	1
MINUTE CLINIC DIAGNOSTIC MED GRP OF CA		1			1
MYCLINIC, INC			1	100%	1
TRINITY DIALYSIS			1	100%	1
NEMOURS CHILDREN'S PRIMARY CARE			1	100%	1
RCP OF MEMORIAL WEST			1	100%	1
NABI		1			1
CLEVELAND HEARTLAB			1	100%	1
VERITAS GENETICS, INC.			1	100%	1
REGIONAL MED CTR BAYONET POINT			1	100%	1
GENEVA FAMILY HEALTH			1	100%	1
Melbourne Terrace Rehabilitation Center			1	100%	1
INNOVATIVE CARE II LLC			1	100%	1
NORTH CAROLINA STATE LABORATORY OF PUBLIC HEALTH, SPECTRUM LAB NETWORK			1	100%	1
MD NOW MEDICAL CENTERS, INC			1	100%	1
GADSDEN FAMILY PRACTICE		1			1
FRESENIUS KIDNEY CARE FORT WALTON BEACH			1	100%	1
ADVENTHEALTH MEDICAL GROUP SENIOR HEALTH AT			1	100%	1
WAKE FOREST MEDICAL CENTER LABORATORY			1	100%	1
SIGNATURE CARE MIDLAND			1	100%	1
ADVENTHEALTH MEDICAL GROUP UROLOGY AT EAST ORLANDO		1			1
CVS / PHARMACY #10794			1	100%	1
OAK HAVEN REHAB AND NURSING CENTER			1	100%	1
MCLEOD MEMORIAL HOSPITAL CLARENDON			1	100%	1
RICHMOND MEDICAL CENTER FOR WOMEN		1			1
THE MEDICAL CENTER AT BOWLING GREEN			1	100%	1
CVS GA2108POCT NORCROSS		1			1
MAYO CLINIC OUTPATIENT DIALYSIS CENTER			1	100%	1
LAKE MARY OPTUM FLORIDA			1	100%	1
PRIMEX CLINICAL LABORATORIES INC			1	100%	1
CONSULATE HEALTH CARE OF VERO BEACH			1	100%	1
INTERMOUNTAIN HEALTHCARE LABORATORY SERVICES			1	100%	1
TENNOVA ER - SANGO			1	100%	1
CVS NE8626POCT LINCOLN		1			1
NEMOURS CHILDRENS PRIMARY CARE CLERMONT			1	100%	1
CARDIAC AND VASCULAR CONSULTANTS MD PA		1			1

COVID-19: testing by laboratory

Data through Feb 12, 2021 verified as of Feb 13, 2021 at 09:25 AM

Data in this report are provisional and subject to change.

The numbers in the table below represent the number of Florida and non-Florida residents for whom test results were received by the Department of Health. A person can be tested by more than one laboratory and can have both positive and negative results. **Therefore, the sum of the numbers in each column will be larger than the total number of people tested.**

Reporting lab	Inconclusive	Negative	Positive	Percent positive	Total
Valley Center (WV)			1	100%	1
MCH PHYSICIANS GROUP			1	100%	1
CLEMENT MANOR HEALTH CENTER		1			1
CSL PLASMA LAB			1	100%	1
VA COMMUNITY BASED CLINIC - LAKE CITY			1	100%	1
HALIFAX FAMILY HEALTH CENTER			1	100%	1
ST GERARD'S COMMUNITY OF CARE		1			1
UNIVERSITY OF IOWA HOSPITALS & CLINICS			1	100%	1
MAYO CLINICAL LABORATORIES		1			1
PRIMARY CARE & PEDIATRICS - SHEPHERSTOWN		1			1
GRAND VIEW HOSPITAL			1	100%	1
WALGREENS #01398			1	100%	1
Kroger 518 - The Little Clinic Hermitage		1			1
ATLANTIS VISION CENTER			1	100%	1
FLORIDA DIGESTIVE AND LIVER SPECIALISTS			1	100%	1
BAPTIST MEDICAL PLAZA AT WESTCHESTER			1	100%	1
PAUL C SCHWARTZ & MELVIN L WEIDMAN		1			1
BAYLOR SCOTT & WHITE ALL SAINTS MEDICAL CENTER FT			1	100%	1
HARTFORD HEALTH CARE & REHABILITATION			1	100%	1
CELEBRATION FAMILY PHYSICIANS LLC			1	100%	1
Kroger 687 - The Little Clinic Sugar Hill			1	100%	1
SAINT JOSEPHS HOSPITAL OF ATLANTA			1	100%	1
OUCH URGENT CARE			1	100%	1
FAU MEMORY & WELLNESS CENTER			1	100%	1
San Antonio Residence and Rehabilitation Center		1			1
ATMORE COMMUNITY HOSPITAL			1	100%	1
BIODORON LABORATORIES			1	100%	1
NORTH WEST FLORIDA DIAGNOSTIC ENOCRINOLOGY CLINIC			1	100%	1
MEDEXPRESS URGENT CARE - DERBY N ROCK		1			1
CHATEAU MADELEINE - SENIOR LIVING & MEMORY CARE			1	100%	1
LOWER KEYS COMMUNITY HEALTH CENTER			1	100%	1
MOUNT SINAI COMPREHENSIVE CANCER CENTER			1	100%	1
BNJ		1			1
EXPRESS LAB LIVINGSTON			1	100%	1
AFC URGENT CARE CLEVELAND			1	100%	1
NHC HealthCare Anniston		1			1
VIVIAN SIMMONS FAMILY PRACTICE			1	100%	1
GENESIS HOME HEALTH CARE SERVICES OF			1	100%	1
MEDIPLUS CLINIC, INC			1	100%	1
CVS TX8351POCT BEAUMONT		1			1
El Paso Health Care Center			1	100%	1
FRASER MEMORIAL HOSPITAL			1	100%	1
CVS AZ5892POCT LAVEEN		1			1
EXPRESS CARE OF OCALA			1	100%	1
AFTER HOURS CLINIC			1	100%	1
MOSOLF PEDIATRICS PA			1	100%	1
UT HEALTH RGV CLINICAL LABORATORY			1	100%	1

COVID-19: testing by laboratory

Data through Feb 12, 2021 verified as of Feb 13, 2021 at 09:25 AM

Data in this report are provisional and subject to change.

The numbers in the table below represent the number of Florida and non-Florida residents for whom test results were received by the Department of Health. A person can be tested by more than one laboratory and can have both positive and negative results. **Therefore, the sum of the numbers in each column will be larger than the total number of people tested.**

Reporting lab	Inconclusive	Negative	Positive	Percent positive	Total
The Carrington		1			1
LAB PLUS, LLC AT ASCENSION SAINT THOMA		1			1
LAKE REGIONAL HEALTH			1	100%	1
UF HEALTH THE VILLAGES			1	100%	1
Bivins Pointe			1	100%	1
COMMONWEALTH OF VIRGINIA DIVISION OF CONSOLIDATED LABORATORY SERVICES			1	100%	1
SCHUYLER HOSPITAL		1			1
HAPPY KIDZ PEDIATRICS PL			1	100%	1
VISTA DEL SOL MED ASSOC		1			1
CVS MINUTE CLINIC #5836		1			1
SELF REGIONAL HEALTHCARE			1	100%	1
ORLANDO PHYSICIAN NETWORK		1			1
SUNCOAST COMMUNITY HEALTH CENTERS INC		1			1
DW MCMILLAN MEMORIAL HOSPITAL LABORATORY			1	100%	1
SARHA DOCTORS CENTER			1	100%	1
MEDEXPRESS URGENT CARE - ST CLAIR, CLOVER DR.		1			1
PUTNAM CO HOSPITAL-D/B/A ASBURY TOWERS		1			1
BMC/NASSAU			1	100%	1
RIVIERA BEACH HEALTH CENTER LAB			1	100%	1
DOCTORS HEARING			1	100%	1
107TH PLACE GROUP HOME		1			1
MEMORIAL HERMANN SOUTHWEST HOSPITAL			1	100%	1
NHC Chattanooga			1	100%	1
RAPID CITY REGIONAL HOSPITAL -579 ATTN. LABORATORY		1			1
PALM SPRINGS GENERAL HOSPITAL			1	100%	1
ARLINGTON ADULT RESIDENTIAL FACILITY, INC			1	100%	1
MEDEXPRESS URGENT CARE - HADLEY		1			1
PIONEER CLINICAL RESEARCH LLC			1	100%	1
CVS PA2687POCT EXTON		1			1
Country View of Sunbury			1	100%	1
FLORIDA HEALTH CARE MEDICAL GROUP		1			1
ACCOMPLISHED HOME CARE		1			1
MY URGENT CARE CLINIC			1	100%	1
EMERALD COAST PEDIATRICS & ADOL			1	100%	1
CROSS CREEK HEALTH CARE		1			1
Bethany Manor		1			1
MEDEX CLINIC LLC			1	100%	1
THE LITTLE CLINIC LLC			1	100%	1
RIVERSIDE COUNTY PUBLIC HEALTH LABORATORY			1	100%	1
CARE CONNECTIONS AT HOME LLC			1	100%	1
CVS IL8753POCT CHICAGO		1			1
HOLY CITY MED URGENT CARE			1	100%	1
HEARTLAND REGIONAL MEDICAL CENTER		1			1
HOME AIDE SVC OF EASTERN NY INC D/B/A		1			1
1ST CHOICE URGENT CARE CENTER LLC			1	100%	1
PACE UNIVERSITY HEALTH CARE		1			1
HELGEMO & LIQU PEDIATRICS			1	100%	1

COVID-19: testing by laboratory

Data through Feb 12, 2021 verified as of Feb 13, 2021 at 09:25 AM

Data in this report are provisional and subject to change.

The numbers in the table below represent the number of Florida and non-Florida residents for whom test results were received by the Department of Health. A person can be tested by more than one laboratory and can have both positive and negative results. **Therefore, the sum of the numbers in each column will be larger than the total number of people tested.**

Reporting lab	Inconclusive	Negative	Positive	Percent positive	Total
Sevierville Health and Rehabilitation		1			1
BAPTIST HEALTH SURGERY CENTER			1	100%	1
HORIZON MEDICAL CENTER			1	100%	1
WW Chem Auto SS			1	100%	1
SV MOBILE HEALTH			1	100%	1
RAPID MEDLAB (004MO)		1			1
IZ MEDICAL		1			1
UNIVERSITY URGENT CARE			1	100%	1
CARENOW URGENT CARE – SPRING			1	100%	1
MINNESOTA DEPARTMENT OF HEALTH LABORATORY			1	100%	1
MIAMI CEREBRAL PALSY RESIDENTIAL			1	100%	1
PALM BEACH DIABETES AND ENDOCRINE SPECIALISTS, PA			1	100%	1
Kroger 126 - The Little Clinic Cottonwood		1			1
CONSOLIDATED			1	100%	1
NORTHWEST FLORIDA SPECIALTY PHYSICIANS LLC		1			1
LOUIS STOKES CLEVELAND VA MEDICAL CENTER			1	100%	1
COLLINS NURSING HOME		1			1
Waycross Health and Rehabilitation		1			1
ADVENTHEALTH DURAND			1	100%	1
Eagle Health and Rehabilitation		1			1
MELBOURNE URGENT CARE			1	100%	1
Dugan Memorial Home		1			1
OPTUM PRIMARY CARE			1	100%	1
GREATER TAMPA AT HOME			1	100%	1
BAYOU URGENT CARE			1	100%	1
PEDIATRIC PARTNERS OF ZEPHYRHILLS PA			1	100%	1
LABONE		1			1
CVS M05727POCT PLATTE CITY		1			1
SOUTHWEST ORLANDO FAMILY MEDICINE, PL			1	100%	1
PINNACLE DIALYSIS		1			1
SOUTHEASTERN HEALTH FACILITES, INC		1			1
TCPA CLINICAL LABORATORIES			1	100%	1
CALIFORNIA PUBLIC HEALTH LABORATORY			1	100%	1
MARTIN LUTHER KING RENAL INSTITUTE			1	100%	1
RIDGE OPTUM FLORIDA			1	100%	1
CLEVELAND CLINIC OHIO LABORATORIES			1	100%	1
LUMICO LIFE INSURANCE COMPANY		1			1
WALGREENS #10854		1			1
OHIOHEALTH URGENT CARE			1	100%	1
DAYTONA BEACH HEALTH AND REHAB CENTER		1			1
DEVLIN MANOR NURSING AND REHABILITATION		1			1
RIDGEFIELD PEDIATRIC ASSOCIATES		1			1
LADY OF THE SEA HOSPITAL LAB			1	100%	1
HARMONY HEALTHCARE ORLANDO INC		1			1
PATHOLOGYT & LAB MEDICINE SERVICES			1	100%	1
URGENT CARE CENTER OF PORT ORANGE LLC			1	100%	1
DAVITA DIALYSIS-NORTH			1	100%	1

COVID-19: testing by laboratory

Data through Feb 12, 2021 verified as of Feb 13, 2021 at 09:25 AM

Data in this report are provisional and subject to change.

The numbers in the table below represent the number of Florida and non-Florida residents for whom test results were received by the Department of Health. A person can be tested by more than one laboratory and can have both positive and negative results. **Therefore, the sum of the numbers in each column will be larger than the total number of people tested.**

Reporting lab	Inconclusive	Negative	Positive	Percent positive	Total
Kroger 909 - The Little Clinic Hamilton			1	100%	1
HOCHBERG LOWER SCHOOL		1			1
SMITH KLINE			1	100%	1
LEHIGH REGIONAL WOUND CENTER			1	100%	1
CVS NV9586POCT RENO		1			1
ANY LAB TEST NOW JACKSONVILLE		1			1
LAKE MARY DIALYSIS			1	100%	1
MEDEXPRESS URGENT CARE - BENTON		1			1
15 TO KNOW			1	100%	1
FIRST PHYSICIANS GROUP - LORRAINE CORNERS		1			1
Maple Lane Nursing Home		1			1
CENTRAL FLORIDA INTERNAL OCCUPATIONAL AND		1			1
ATLANTIC DIAGNOSTICS			1	100%	1
ONPOINT URGENT CARE			1	100%	1
MEDEXPRESS URGENT CARE - ANDERSON		1			1
YOUR HEALTH PEDIATRICS INC			1	100%	1
NORTHEAST FLORIDA HEALTH SERVICES			1	100%	1
LAKE PEDIATRICS			1	100%	1
SIGNATURE CARE COLLEGE STATION			1	100%	1
PEDIATRIC URGENT CARE CENTR OF FORT WORTH-LA GRAN			1	100%	1
NEW YORK CITY DEPARTMENT OF HEALTH			1	100%	1
BETHESDA HEALTH PHYSICIANS GROUP		1			1
INTERNAL MEDICINE ASSOCIATES		1			1
Kroger 531 - The Little Clinic Waterville		1			1
CVS CA9803POCT RIVERSIDE		1			1
MARYLAND DEPARTMENT OF HEALTH AND MENTAL HYGIENE			1	100%	1
CVS IL2297652CV CHICAGO		1			1
CARTERSVILLE MEDICAL CENTER			1	100%	1
KIDS CARE PEDIATRICS PA			1	100%	1
ENCOMPASS HEALTH HOME HEALTH		1			1
CVS TX7675POCT RED OAK			1	100%	1
ST JOHN'S HOME CARE			1	100%	1
CVS IN8669POCT INDIANAPOLIS		1			1
ADVANCED CARDIOVASCULAR DIAGNOSTICS OF FL			1	100%	1
SELECT MEDICAL CLINIC			1	100%	1
NHC HealthCare St. Charles		1			1
HIDALGO FAMILY CLINIC			1	100%	1
CVS IL5797POCT CAROL STREAM		1			1
RAMBAM URGENT CARE			1	100%	1
NIBHA MEDIRATTA MD PL			1	100%	1
NF Escambia, LLC DBA Olive BranchHealth and Rehabilitaion Center			1	100%	1
SHANNON CLARK OD, PA			1	100%	1
ST. PETERSBURG PEDIATRICS-SEMINOLE			1	100%	1
HEALTH FIRST MEDICAL GROUP LLC			1	100%	1
LIFE CARE CENTER OF GWINNETT		1			1
EVENING PEDIATRICS INC			1	100%	1
WOODHILLS LABS			1	100%	1

COVID-19: testing by laboratory

Data through Feb 12, 2021 verified as of Feb 13, 2021 at 09:25 AM

Data in this report are provisional and subject to change.

The numbers in the table below represent the number of Florida and non-Florida residents for whom test results were received by the Department of Health. A person can be tested by more than one laboratory and can have both positive and negative results. **Therefore, the sum of the numbers in each column will be larger than the total number of people tested.**

Reporting lab	Inconclusive	Negative	Positive	Percent positive	Total
CVS CA9721POCT ARCADIA		1			1
SUPERKIDS PEDIATRICS			1	100%	1
CVS TN7144POCT BARTLETT		1			1
PREMIER MOBILE HEALTH SERVICES, LLC			1	100%	1
LABORATORIO BUENA SALUD			1	100%	1
JOHN D. ARCHBOLD MEMORIAL HOSPITAL			1	100%	1
FREEPORT ER DOX URGENT CARE		1			1
Kroger 400 - The Little Clinic Hartley Bridge Rd			1	100%	1
Villages of St.Peters		1			1
PALM COAST DRAW STATION/AMERICAN HEALTH ASSOCIATES		1			1
NORTH MIAMI BEACH SURGICAL CENTER			1	100%	1
PROFESSIONAL DIALYSIS CENTER			1	100%	1
RAPID MEDLAB (002MO)		1			1
DR PHILLIPS CENTER FOR WELLNESS		1			1
CVS IL4778POCT EVANSTON		1			1
ADVANCE MD CARE			1	100%	1
WATERTOWN URGENT CARE		1			1
SAN JOSE CLINIC		1			1
BLACKBERRY CENTER, THE		1			1
BUFFALO VAMC			1	100%	1
ATHENA PLASTIC SURGERY		1			1
ENZO LABS INC			1	100%	1
EAST COAST INSTITUTE FOR RESEARCH LLC			1	100%	1
POETS WALK SARASOTA			1	100%	1
COBLESKILL REGIONAL HOSPITAL		1			1
Kroger 907 - The Little Clinic Holland		1			1
CVS RI326POCT NORTH SMITHFIELD		1			1
CVS OH6164POCT DELAWARE		1			1
FLORIDA KEYS CONCIERGE MEDICINE, LLC		1			1
EXPRESS PHARMACY INC		1			1
ALL CHILDRENS PEDIATRIC CLINIC			1	100%	1
MD NOW URGENT CARE			1	100%	1
BRISTOL CHILDRENS CLINIC			1	100%	1
SOUTHWOOD HEALTHCARE CENTER		1			1
Kroger 481 - The Little Clinic Houston Levee		1			1
UMASS MEMORIAL/MARLBORO HOSPITAL			1	100%	1
Kroger - KRO03500568			1	100%	1
Brio of Johnston		1			1
WillowBrooke Court at Westminster Village		1			1
GATEWAY HEALTHCARE, PC			1	100%	1
HAYS CLINICAL LAB			1	100%	1
PALMETTO LANDING			1	100%	1
MEMORIAL HERMANN MEDICAL GROUP-ATASCOCITA PEDS			1	100%	1
NORTH COUNTY MEDICAL LAB			1	100%	1
BROOKS REHAB			1	100%	1
NORTH BROWARD MEDICAL CENTER			1	100%	1
KROGER 915 - THE LITTLE CLINIC ANDERSON			1	100%	1

COVID-19: testing by laboratory

Data through Feb 12, 2021 verified as of Feb 13, 2021 at 09:25 AM

Data in this report are provisional and subject to change.

The numbers in the table below represent the number of Florida and non-Florida residents for whom test results were received by the Department of Health. A person can be tested by more than one laboratory and can have both positive and negative results. **Therefore, the sum of the numbers in each column will be larger than the total number of people tested.**

Reporting lab	Inconclusive	Negative	Positive	Percent positive	Total
DEVLAB, LLC			1	100%	1
MOORE CLINICAL RESEARCH INC			1	100%	1
ADAMS COUNTY HEALTH DEPARTMENT			1	100%	1
NORTH RIVER FAMILY HEALTH CENTER			1	100%	1
ROYAL OAK MEDICAL CENTER LLC DBA CHARACTER FAMILY			1	100%	1
EAST FL CORE LAB			1	100%	1
TMH CANCER CENTER LABORATORY			1	100%	1
Bethel Lutheran Nursing & Rehabilitation Center		1			1
ER NEAR ME HULEN		1			1
PUBLIX PHARMACY # 1236			1	100%	1
JOSHUA E CHESIR MD		1			1
Memorial Health Care Center			1	100%	1
HOLLAND COMMUNITY HOSPITAL		1			1
PEACE HEALTH FAMILY MEDICINE AT 87TH AVE		1			1
St. Josephs Hospital			1	100%	1
SOUTHWOOD NURSING & RETIREMENT CENTER		1			1
INSTANT MEDICAL CARE CENTER			1	100%	1
PARK LANE NURSING HOME		1			1
PELICAN STATE OUTPATIENT CENTER			1	100%	1
GARDENS AT MAPLEWOOD			1	100%	1
Holly Hill Healthcare Center			1	100%	1
BEAUMONT URGENT CARE		1			1
Mountain View Manor			1	100%	1
WINTER GARDEN CHILDREN'S HEALTH CENTERS			1	100%	1
BAPTIST MINOR MEDICAL CENTER			1	100%	1
THOMAS HOSPITAL			1	100%	1
ESOTERIC LAB			1	100%	1
SOUTHERN SPRINGS HEALTH CARE		1			1
CVS MO8595POCT RAYMORE		1			1
UNIVERSITY OF NORTH CAROLINA HOSPITALS			1	100%	1
MERCY HOME		1			1
ELATION HEALTH		1			1
Big River Nursing and Rehab		1			1
MEA PRIMARY CARE PLUS BYRAM			1	100%	1
Smg/North Jersey Hematology & Oncology		1			1
HAWTHORNE HEALTH AND REHABILITATION			1	100%	1
CORNERSTONE OF RECOVERY INC		1			1
CVS NC3803POCT MOORESVILLE		1			1
CVS SC2269POCT COLUMBIA		1			1
SPRING VALLEY HOSPITAL MEDICAL CENTER			1	100%	1
KNOX COMMUNITY HOSPITAL			1	100%	1
GOOD SAMARITAN SOCIETY-FOREST CITY		1			1
COX HEALTH SOUTH LAB			1	100%	1
MEDEXPRESS URGENT CARE - WAYNESBURG		1			1
MARINA DEL REY HOSPITAL LAB			1	100%	1
RIVERSIDE REGIONAL MED CENTER			1	100%	1
LIMA MEMORIAL HOSPITAL			1	100%	1

COVID-19: testing by laboratory

Data through Feb 12, 2021 verified as of Feb 13, 2021 at 09:25 AM

Data in this report are provisional and subject to change.

The numbers in the table below represent the number of Florida and non-Florida residents for whom test results were received by the Department of Health. A person can be tested by more than one laboratory and can have both positive and negative results. **Therefore, the sum of the numbers in each column will be larger than the total number of people tested.**

Reporting lab	Inconclusive	Negative	Positive	Percent positive	Total
EAST SIDE CLINICAL LABORATORY			1	100%	1
CENTRAL FLORIDA HOSPITALIST			1	100%	1
GREATER MIAMI DIALYSIS			1	100%	1
UT MD ANDERSON CANCER CENTER-TUMOR MARKER LAB			1	100%	1
ADVANCED INDIVIDUALIZED MEDICINE OF NAPLES			1	100%	1
Peninsula Nursing and Rehabilitation Center		1			1
NORTHERN KENTUCKY HEALTH DEPARTMENT			1	100%	1
MEMORIAL HOSPITAL MIRAMAR WAIVED TESTING			1	100%	1
CVS KY4779POCT LOUISVILLE		1			1
PALM COAST DIALYSIS		1			1
West Bay of Tampa Center			1	100%	1
SOUTHEASTERN PATHOLOGY ASSOCIATES			1	100%	1
WARREN GENERAL HOSPITAL			1	100%	1
Walgreens #10988		1			1
ALL CARE URGENT CARE			1	100%	1
MADISON FACILITY INC			1	100%	1
SOUTH COUNTY MEDICAL CENTER			1	100%	1
VAULT MEDICAL SERVICES			1	100%	1
CHI ST. LUKE'S HEALTH BCM MEDICAL CENTER			1	100%	1
Chateau Girardeau			1	100%	1
PALM BEACH COUNTY HEALTH DEPT.			1	100%	1
Fulton County Medical Center Long Term Care			1	100%	1
AVALON MEDICAL GROUP			1	100%	1
VISTA LAKE ASSISTED LIVING			1	100%	1
AUTUMN HOUSE			1	100%	1
ORCHID TERRACE		1			1
STARLING AT SAN JOSE			1	100%	1
ORMOND BEACH DIALYSIS			1	100%	1
MED CHOICE CENTER OF NORTH MIAMI			1	100%	1
DUKE UNIVERSITY POINT OF CARE TESTING PROGRAM			1	100%	1
SOUTHEASTERN INTEGRATED MEDICAL PL			1	100%	1
METROPOLITAN			1	100%	1
MERITUS MEDICAL CENTER			1	100%	1
ROCKLEDGE HEALTH & REHABILITATION CENTER			1	100%	1
WELLMED AT LINEBAUGH AVE			1	100%	1
ANDERSON FAMILY MEDICINE			1	100%	1
LEE MEMORIAL HOSPITAL OUTPATIENT SURGERY CENTER			1	100%	1
Kroger 532 - The Little Clinic Murfreesboro		1			1
MISSOURI DEPARTMENT OF HEALTH AND SENIOR SERVICES - STATE PH LAB		1			1
INTERNAL MEDICINE EMILIA MURRAY MD PA		1			1
XSTREMEMD			1	100%	1
CVS TX1057POCT SAN ANTONIO		1			1
THE NEW JEWISH HOME		1			1
Bay View Nursing and Rehabilitation Center			1	100%	1
Lenbrook		1			1
SOUTH FLORIDA URGENT CARE CENTERS, LLC			1	100%	1
BLACKBAG DIGITAL HEALTH LLC		1			1

COVID-19: testing by laboratory

Data through Feb 12, 2021 verified as of Feb 13, 2021 at 09:25 AM

Data in this report are provisional and subject to change.

The numbers in the table below represent the number of Florida and non-Florida residents for whom test results were received by the Department of Health. A person can be tested by more than one laboratory and can have both positive and negative results. **Therefore, the sum of the numbers in each column will be larger than the total number of people tested.**

Reporting lab	Inconclusive	Negative	Positive	Percent positive	Total
Gulf Coast health and Rehabilitation, LLC		1			1
ST CATHERINE HOSPITAL LABORATORY			1	100%	1
PEDRO L ORTEGA MD PA			1	100%	1
HEALTHFORCE PARTNERS INC			1	100%	1
ANTHONY-BROWN PHARMACY		1			1
FREDERICK MEMORIAL HOSPITAL			1	100%	1
IVAN, MAYA			1	100%	1
CVS NM8918POCT ALBUQUERQUE		1			1
HENRICO DOCTOR'S LABORATORY			1	100%	1
LAKE COMMUNITY ACTION AGENCY		1			1
ST. LUKES HOSPITAL			1	100%	1
HAWAII DEPARTMENT OF HEALTH LAB			1	100%	1
MEDICAL CLINIC OF HOUSTON			1	100%	1
CVS IL2297144CV CHICAGO		1			1
Kroger 390 - The Little Clinic North College Hill		1			1
CAROMONT HEALTH			1	100%	1
DOCTORS CARE - AIKEN MALL			1	100%	1
BAPTIST HEALTH EXPRESS CARE			1	100%	1
CLEVELAND CLINIC OUTPATIENT LABORATORY			1	100%	1
HUNEYCUTT FAMILY PRACTICE			1	100%	1
TREASURE COAST COMMUNITY HEALTH INC			1	100%	1
ABBOTT LABORATORIES - OCCUPATIONAL HEALTH SERVICES			1	100%	1
JACKSON MADISON CO. GEN. HOSPITAL			1	100%	1
ASCENSION ST VINCENT'S - WESTSIDE			1	100%	1
FLORIDA HOME HEALTH			1	100%	1
LABTOX LABORATORIES			1	100%	1
ENCOMPASS HEALTH REHABILITATION HOSPITAL OF MIAMI			1	100%	1
SURGERY CENTER, THE			1	100%	1
Wexner Heritage House			1	100%	1
MERITER LABORATORIES			1	100%	1
MEMORIAL HOSPITAL - BELLEVILLE			1	100%	1
CVS AZ7263POCT PHOENIX		1			1
STEWART MEDICAL GROUP INC			1	100%	1
TREASURE COAST URGENT & FAMILY CARE			1	100%	1
MONMOUTH MEDICALC ENTER		1			1
Kroger 753 - The Little Clinic Goss Avenue		1			1
Manor Care Health Care Services - Williamsport North		1			1
AUTUMN CARE OF STATESVILLE, LLC		1			1
DEACONESS URGENT CARE CENTER			1	100%	1
GOSHEN HOSPITAL			1	100%	1
CORMEUM LAB SERVICES, LLC			1	100%	1
ADVENTHEALTH MEDICAL GROUP PEDIATRICS DIABETES &			1	100%	1
NICKLAUS CHILDREN'S DORAL OUTPATIENT CENTER			1	100%	1
JUPITER PEDIATRIC ASSOCIATES, PA			1	100%	1
Kroger - KR070300083			1	100%	1
RESIDENCES AT MIAMI / REIGN GARDENS LLC, THE			1	100%	1
JAX FAMILY CARE		1			1

COVID-19: testing by laboratory

Data through Feb 12, 2021 verified as of Feb 13, 2021 at 09:25 AM

Data in this report are provisional and subject to change.

The numbers in the table below represent the number of Florida and non-Florida residents for whom test results were received by the Department of Health. A person can be tested by more than one laboratory and can have both positive and negative results. **Therefore, the sum of the numbers in each column will be larger than the total number of people tested.**

Reporting lab	Inconclusive	Negative	Positive	Percent positive	Total
SANITAS RESEARCH LLC			1	100%	1
WESTEX URGENT CARE, PLLC			1	100%	1
BEAUMONT HOSPITAL			1	100%	1
CORPUS CHRISTI MEDICAL CENTER			1	100%	1
SOUTHERN WINDS			1	100%	1
MIL LAKE HEALTHCARE CENTER INC PEDIATRICS			1	100%	1
NORTH PALM BEACH DIALYSIS CENTER			1	100%	1
LABTEST LLC LABTEST DIAGNOSTICS			1	100%	1
CVS OH2486POCT NILES			1	100%	1
SUN CLINICAL LABORATORIES			1	100%	1
LITTLE FALLS HOSPITAL LABORATORY		1			1
Kroger 49 - The Little Clinic Wichita - 21st St.			1	100%	1
Miller Health Care Center			1	100%	1
Garden Villa Bedford		1			1
1ST MED DOTHAN			1	100%	1
ASHLEY PEDIATRICS DAY & NIGHT CLINIC			1	100%	1
RAJ K PAI MD PA			1	100%	1
JOHN PETER SMITH HOSPITAL- OB TRIAGE			1	100%	1
MEMORIAL SATILLA HEALTH			1	100%	1
MY WELLNESS EXPRESS			1	100%	1
HUDSON REGIONAL HOSPITAL			1	100%	1
ELITE MEDICAL LABORATORY SOLUTIONS LLC			1	100%	1
Chateau Living Center			1	100%	1
Kroger 618 - The Little Clinic Trail Creek Village		1			1
MEDEXPRESS URGENT CARE - WESTFIELD, E MAIN ST			1	100%	1
HALE KUPUNA HERITAGE HOME		1			1
Community Care Center of Heritage House, LLC			1	100%	1
WESTON COUNTY HEALTH SERVICES			1	100%	1
Rehab Select of Talladega		1			1
CONCENTRA - TAMPA EAST		1			1
KANA MEDICAL			1	100%	1
CVS AZ33POCT TEMPE		1			1
FIT4LIFE MEDICAL CENTER			1	100%	1
HELIX URGENT CARE			1	100%	1
DAYTONA BEACH CENTRA CARE			1	100%	1
TANGLEWOOD MANOR		1			1
SSC NASHVILLE OPERATING CO LLC D/B/A		1			1
GEORGE WASHINGTON UNIVERSITY HOSPITAL			1	100%	1
CHILDREN'S MEMORIAL HOSPITAL			1	100%	1
Imperial Healthcare Centre			1	100%	1
HEALTH EXPRESS		1			1
HEALTHCARE ASSOCIATES OF IRVING, LLP			1	100%	1
ARIZA WELLNESS CARE LLC			1	100%	1
QUEST INC			1	100%	1
OPTUM MEDICAL CLINIC IN ROCKRIMMON			1	100%	1
Kroger 682 - The Little Clinic New Holland Market			1	100%	1
SHAH			1	100%	1

COVID-19: testing by laboratory

Data through Feb 12, 2021 verified as of Feb 13, 2021 at 09:25 AM

Data in this report are provisional and subject to change.

The numbers in the table below represent the number of Florida and non-Florida residents for whom test results were received by the Department of Health. A person can be tested by more than one laboratory and can have both positive and negative results. **Therefore, the sum of the numbers in each column will be larger than the total number of people tested.**

Reporting lab	Inconclusive	Negative	Positive	Percent positive	Total
Brynwood Health & Rehabilitation Center			1	100%	1
Birmingham Nursing and Rehabilitation East LLC		1			1
PHYSICIANS PREMIER			1	100%	1
CENTRAL TX MEDICAL CENTER - LAB			1	100%	1
DEBORAH HEART AND LUNG CENTER		1			1
CONWAY - SHERWOOD URGENT CARE			1	100%	1
DOCTORS MEMORIAL HOSP HOME HEALTH CARE		1			1
LEXINGTON HOSPITAL CORPORATION			1	100%	1
FLAGLER CARE CENTER			1	100%	1
WINTER PARK MEMORIAL HOSPITAL LABORATORY		1			1
MORSELIFE HOME CARE INC			1	100%	1
CHI ST VINCENT LITTLE ROCK DIAGNOSTIC CLINIC			1	100%	1
PENSACOLA PATHOLOGY		1			1
MT CARMEL PHARMACY INC		1			1
BIOMAT ORLANDO		1			1
CAPSTONE REHABILITATION AND HEALTHCARE		1			1
FLORIDA CLINICAL LABORATORY INC DBA			1	100%	1
MISSISSIPPI VALLEY REGIONAL BLOOD CENTER			1	100%	1
CONTINENTAL HOME HEALTH CARE INC			1	100%	1
CVS GA7064POCT STOCKBRIDGE		1			1
SANTA MONICA CA-UCLA MC			1	100%	1
MOUNT ST MARYS HOSPITAL OF NIAGARA FALLS			1	100%	1
COVENANT HEALTH		1			1
ACCESS MEDICAL GROUP OF TAMPA INC			1	100%	1
Hillside Manor Rehabilitation and Extended Care Center		1			1
PORTSMOUTH REG. HOSPITAL			1	100%	1
Beth Sholom Home of Eastern Virginia			1	100%	1
Glen Oaks Health and REhabilitation		1			1
RML PHARMACY PC		1			1
LabCorp L#09258295 M#09258285			1	100%	1
CVS NV5286POCT HENDERSON		1			1
CROZER-CHESTER MEDICAL CENTER			1	100%	1
BAYCARE OUTREACH LAB WH SOUTH			1	100%	1
GILBERT MEDICAL GROUP			1	100%	1
ACCESS FAMILY CARE LLC			1	100%	1
PRISMA HEALTH TUOMEY LABORATORY			1	100%	1
ST JOHNS MEDICAL CENTER		1			1
MEDICAL CITY NORTH HILLS			1	100%	1
USF PHYSICIANS GROUP			1	100%	1
Accordius Health at Harrisonburg		1			1
FAIRFIELD MEDICAL CENTER			1	100%	1
THEDACARE FAMILY MEDICINE GATEWAY			1	100%	1
WEST PALM BEACH PHARMACEUTICALS LLC			1	100%	1
SOLARIS HEALTHCARE PLANT CITY		1			1
MINUTE CLINIC DIAGNOSTIC PA			1	100%	1
Kroger 777 - The Little Clinic Shelbyville		1			1
OHSU LABORATORY SERVICES		1			1

COVID-19: testing by laboratory

Data through Feb 12, 2021 verified as of Feb 13, 2021 at 09:25 AM

Data in this report are provisional and subject to change.

The numbers in the table below represent the number of Florida and non-Florida residents for whom test results were received by the Department of Health. A person can be tested by more than one laboratory and can have both positive and negative results. **Therefore, the sum of the numbers in each column will be larger than the total number of people tested.**

Reporting lab	Inconclusive	Negative	Positive	Percent positive	Total
HALIFAX HEALTH PRIMARY CARE			1	100%	1
CARENOW MIDTOWN			1	100%	1
QUEST DIAGNOSTICS INCORPORATED			1	100%	1
CVS CA9715POCT THOUSAND OAKS		1			1
PREMIUM HOME HEALTH CARE INC			1	100%	1
ORLANDO HEALTH MEDICAL GROUP			1	100%	1
TITUSVILLE REHABILITATION AND NURSING CENTER		1			1
TAMPA HEALTH CARE PROVIDERS PA		1			1
COLOMBO'S PHARMACY		1			1
Hillside Rehab and Care Center			1	100%	1
Strasburg Care Center		1			1
CARESPOT EXPRESS HEALTHCARE BOYNTON BEACH			1	100%	1
Kroger 465 - The Little Clinic Oakley		1			1
FAIRVIEW SOUTHDALE			1	100%	1
THE LITTLE CLINIC, LLC			1	100%	1
CLERMONT PEDIATRICS, PA			1	100%	1
HARRIS URGENT CARE CENTER			1	100%	1
Walgreens #5065		1			1
Wildwood Healthcare		1			1
NEVADA DEPARTMENT OF HEALTH AND HUMAN SERVICES			1	100%	1
CENTRAL ALABAMA HEALTH CARE SYSTEM			1	100%	1
PCG MOLECULAR			1	100%	1
SOUTHWEST FLORIDA DIVISION LAB			1	100%	1
DIMMIT REGIONAL HOSPITAL			1	100%	1
ST. VINCENT HOSPITAL			1	100%	1
BOND COUNTY HEALTH DEPARTMENT			1	100%	1
SACRED HEART HEALTH SYSTEM- MIDWIFE PROGRAM			1	100%	1
Shoreline Care Center			1	100%	1
BAYLOR SCOTT & WHITE MEDICAL SURGICAL CLINIC			1	100%	1
Springdale Village		1			1
LAKESIDE MEDICAL CENTER		1			1
INDIAN RIDGE		1			1
EAST RIDGE RETIREMENT VILLAGE INC		1			1
SPEARE MEMORIAL HOSPITAL			1	100%	1
SUREPOINT URGENT CARE PADRE ISLAND			1	100%	1
ST. MARY MEDICAL CENTER		1			1
FAMILY MEDICAL CENTER		1			1
LAKEWOOD RANCH MEDICAL GROUP LLC			1	100%	1
LEHIGH PULMONARY ASSOCIATES			1	100%	1
Princeton Place			1	100%	1
MEADOWS PARK HEALTH AND REHABILITATION		1			1
Kroger 752 - The Little Clinic Central Station		1			1
MEDICAL ASSOCIATES OF BREVARD LLC		1			1
LabCorp of America			1	100%	1
PORTAGE MEDICAL CENTER			1	100%	1
NORTH SHORE HEMATOLOGY-ONCOLOGY ASSOCIATES PC		1			1
COASTAL ER IX, PHYSICIANS PREMIER			1	100%	1

COVID-19: testing by laboratory

Data through Feb 12, 2021 verified as of Feb 13, 2021 at 09:25 AM

Data in this report are provisional and subject to change.

The numbers in the table below represent the number of Florida and non-Florida residents for whom test results were received by the Department of Health. A person can be tested by more than one laboratory and can have both positive and negative results. **Therefore, the sum of the numbers in each column will be larger than the total number of people tested.**

Reporting lab	Inconclusive	Negative	Positive	Percent positive	Total
NORTH PALM CHIDRENS PHYSICIANS			1	100%	1
EASTGENE LABORATORIES		1			1
ISLAND NURSING HOME			1	100%	1
AFFILIATED LABORATORIES INC			1	100%	1
Kroger 368 - The Little Clinic Frankfort West		1			1
Victory Health and Rehabilitation			1	100%	1
IRA FIALKO DO			1	100%	1
Ramsey Village		1			1
PRIORITY CARE LLC			1	100%	1
PENINSULA REGIONAL MED CTR LAB			1	100%	1
FLORIDA ADVANCED MEDICAL AND DERM AESTHETICS LLC			1	100%	1
CVS M08556POCT KANSAS CITY		1			1
Garden View Care Center at Dougherty Ferry		1			1
WINDSOR MANOR			1	100%	1
Robinson Terrace Rehabilitation and Nursing Center		1			1
WEST BOCA MEDICAL CENTER			1	100%	1
BASCOM PALMER EYE INSTITUTE			1	100%	1
SAINT BARNABAS MEDICAL CENTER		1			1
Sunnybrook Rehabilitation Center			1	100%	1
VIVEX/UMTB BIOMEDICAL			1	100%	1
DIXIE REGIONAL MEDICAL CENTER			1	100%	1
ANMED HEALTH MEDICAL CENTER			1	100%	1
MIDWAY SPECIALTY CARE CENTER INC		1			1
Waters of Covington		1			1
CAREHERE HUDSON BAY			1	100%	1
OAKMONT WEST- GREENVILLE SC		1			1
BROOKDALE FORT WALTON BEACH			1	100%	1
SAINT JOSEPH'S HOSPITAL AND MEDICAL CENTER		1			1
IMMY LABS			1	100%	1
MINUTECLINIC DIAGNOSTIC OF NH, LLC (CL		1			1
MAYO MEDICAL LABORATORIES			1	100%	1
UNIVERSITY OF TEXAS AT EL PASO, THE			1	100%	1
BATESVILLE - SHERWOOD URGENT CARE			1	100%	1
SONORAN DESERT PATHOLOGY			1	100%	1
FASTMED URGENT CARE			1	100%	1
Seal Rock Healthcare		1			1
Kroger 086 - The Little Clinic Broomfield-Sheridan		1			1
LAMARQUE DIALYSIS			1	100%	1
ASHLEY CLINICAL DIAGNOSTIC LABORATORY			1	100%	1
CVS TX7162POCT HOUSTON		1			1
CAREFIRST URGENT CARE - BEECHMONT			1	100%	1
Monument Health Strugis Care Center		1			1
ROYAL PALM PEDIATRICS			1	100%	1
Kroger 550 - The Little Clinic Bellevue		1			1
CAN COMMUNITY HEALTH LLC		1			1
PINELLAS CHD - CLEARWATER			1	100%	1
DERMDX, DIV OF AURORA DIAGNOSTICS/BERNHARDT LAB		1			1

COVID-19: testing by laboratory

Data through Feb 12, 2021 verified as of Feb 13, 2021 at 09:25 AM

Data in this report are provisional and subject to change.

The numbers in the table below represent the number of Florida and non-Florida residents for whom test results were received by the Department of Health. A person can be tested by more than one laboratory and can have both positive and negative results. **Therefore, the sum of the numbers in each column will be larger than the total number of people tested.**

Reporting lab	Inconclusive	Negative	Positive	Percent positive	Total
ALLEGANY COUNTY DEPARTMENT OF HEALTH		1			1
NSPIRE HEALTHCARE PLANTATION			1	100%	1
DECATUR MORGAN HOSPITAL - DECATUR GENE		1			1
ADVANCED RESEARCH AND DIAGNOSTIC LABORATORY UNIVERSITY OF MINNESOTA			1	100%	1
Baypoint Healthcare Center			1	100%	1
CERMAK HEALTH SERVICES			1	100%	1
NORTHEAST TEXAS DIALYSIS		1			1
LIFELINK TRANSPLANT INSTITUTE LAB			1	100%	1
TMH PHYSICIAN PARTNERS			1	100%	1
Heartland of Perrysburg		1			1
SUNCOAST FAMILY MEDICAL ASSOCIATES			1	100%	1
SANFORD LABORATORIES WATERTOWN			1	100%	1
SUMMERFIELD PAIN MANAGEMENT			1	100%	1
ST MICHAEL'S ELITE MEDICAL HOSPITAL			1	100%	1
CORNERSTONE DRUG AND GIFT INC		1			1
NORTHWEST TEXAS HEALTHCARE SYSTEM,INC			1	100%	1
AZALEALAND NURSING HOME		1			1
FOUNDATION LABORATORY			1	100%	1
MARTIN MEM FAMILY CARE AT ST LUCIE W			1	100%	1
FIRST CARE WALK IN CLINIC LLC			1	100%	1
Kroger 409 - The Little Clinic Hebron Marketplace			1	100%	1
BROOKSHIRE, THE			1	100%	1
Kroger 923 - The Little Clinic Centerville		1			1
Kroger 524 - The Little Clinic Iron Bridge Road		1			1
Village Green Health & Rehabilitation		1			1
STEWART FLORIDA ALF, INC			1	100%	1
DONALSONVILLE HOSPITAL			1	100%	1
DOCTOR TODAY URGENT CARE			1	100%	1
TREEHOUSE PEDIATRICS & FAMILY CARE		1			1
SONNI'S PEDIATRICS			1	100%	1
CUSTOM SCRIPTS PHARMACY		1			1
Kroger 379 - The Little Clinic Stony Brook		1			1
SUMMIT LABORATORY			1	100%	1
TARRYTOWN PHARMACY			1	100%	1
BROOKDALE PALM BEACH GARDENS			1	100%	1
FLAGLER PROFESSIONAL HEALTH CARE SERVICES INC		1			1
RIVERSIDE MEDICAL CENTER		1			1
ADVANTA LABS, LLC		1			1
LSU MEDICAL CENTER			1	100%	1
ORMC-ARDEN/EOI			1	100%	1
FLORIDA EPIDEMIOLOGY PROGRAM			1	100%	1
PASTEUR MEDICAL CENTER LLC		1			1
MARTIN HEALTH PHYSICIAN GROUP			1	100%	1
FLORIDA CLINICAL RESEARCH CENTER, LLC			1	100%	1
Ravenwood Speciality Care		1			1
JMC TALLAHASSEE, LLC			1	100%	1
Excel Care Center			1	100%	1

COVID-19: testing by laboratory

Data through Feb 12, 2021 verified as of Feb 13, 2021 at 09:25 AM

Data in this report are provisional and subject to change.

The numbers in the table below represent the number of Florida and non-Florida residents for whom test results were received by the Department of Health. A person can be tested by more than one laboratory and can have both positive and negative results. **Therefore, the sum of the numbers in each column will be larger than the total number of people tested.**

Reporting lab	Inconclusive	Negative	Positive	Percent positive	Total
NANCY M WORTHINGTON MD PA			1	100%	1
ASHLEY PEDICATRICS DAY AND NIGHT CLINIC			1	100%	1
MED TECH CLINICAL LABORATORY		1			1
BICKERTON, DAWN		1			1
MAURY REGIONAL MEDICAL CENTER		1			1
Woodstock Nursing and Rehabilitation Center		1			1
MINUTECLINIC DIAGNOSTICS OF OKLAHOMA		1			1
GOSHEN MEDICAL CENTER			1	100%	1
WINCHESTER HOSPITAL			1	100%	1
FLORIDA STATE UNIVERSITY HEALTH SERVICES			1	100%	1
ORDRS, INC.			1	100%	1
STANLY REGIONAL MEDICAL CENTER			1	100%	1
COSTCO PHARMACY #1023			1	100%	1
ARTESIAN HOME		1			1
CENTRAL TX URGENT CARE			1	100%	1
Cooperstown Center for Nursing and Rehabillitation		1			1
CHOTA COMMUNITY HEALTH SERVICES		1			1
JOHNSON & JOHNSON VISION CARE-VISTAKON			1	100%	1
NORTH SHORE HEMATOLOGY-ONCOLOGY ASSOCIATES		1			1
PINEVILLE PHARMACY			1	100%	1
Niles Nursing and Rehab. Center		1			1
441 URGENT CARE CENTER - BROWNWOOD			1	100%	1
CVS MA2297677CV BOSTON		1			1
MEDEXPRESS URGENT CARE-MEADVILLE			1	100%	1
URGENT TEAM MANAGEMENT OF TENNESSEE, L			1	100%	1
SUPREME MEDICAL GROUP PLLC			1	100%	1
PROGENESIS INC			1	100%	1
Manassas Health & Rehab			1	100%	1
BEAUMONT REFERENCE LABORATORY			1	100%	1
CVS AZ7841POCT TUCSON		1			1
NONA MEDICAL ARTS		1			1
BRIDGEWATER PARK ASSISTED LIVING LLC			1	100%	1
CVS AZ9210POCT SCOTTSDALE		1			1
DEPARTMENT OF HEALTH SERVICES			1	100%	1
PRINCIPLE DIAGNOSTICS LLC			1	100%	1
Community Compassion Center of Batesville			1	100%	1
ADVENTHEALTH MEDICAL GROUP OBSTETRICS			1	100%	1
Falmouth By The Sea			1	100%	1
CVS SC7567POCT BOILING SPRINGS			1	100%	1
LOUNDY		1			1
CVS AZ5026POCT MESA		1			1
MEDCARE-GARNERS FERRY			1	100%	1
BAYSIDE LABORATORIES INC		1			1
CLINICAL PATHOLOGY LABORATORIES SOUTHEAST INC			1	100%	1
WEST DADE PEDIATRICS			1	100%	1
USC VERDUGO HILLS HOSPITAL			1	100%	1
GOLDING-GRANADO MEDICAL ASSOCIATES		1			1

COVID-19: testing by laboratory

Data through Feb 12, 2021 verified as of Feb 13, 2021 at 09:25 AM

Data in this report are provisional and subject to change.

The numbers in the table below represent the number of Florida and non-Florida residents for whom test results were received by the Department of Health. A person can be tested by more than one laboratory and can have both positive and negative results. **Therefore, the sum of the numbers in each column will be larger than the total number of people tested.**

Reporting lab	Inconclusive	Negative	Positive	Percent positive	Total
MINUTE CLINIC DIAGNOSTICS OF IN, LLC #6252		1			1
SOMA MEDICAL CENTER PA #3 PALOMINO			1	100%	1
ALLIED PHYSICIANS GROUP		1			1
PHYSICIANS IMMEDIATE CARE			1	100%	1
ELEMENTS PHARMACY			1	100%	1
TUNIS STREET GROUP HOME		1			1
USA Healthcare LTC, LLC - Folsom Center for Rehabilitation & Healthca		1			1
SEASONS HOSPICE AND PALLIATIVE CARE OF			1	100%	1
Fairview			1	100%	1
ANSWERS RESOURCE FACILITY		1			1
LIFEGUARD AMBULANCE SERVICE LLC - BAY COUNTY			1	100%	1
PROVIDENCE ST. PATRICK HOSPITAL			1	100%	1
Eddy Memorial Geriatric Center		1			1
Trucare Living Centers - Columbus		1			1
MALUHIA		1			1
A.G. Rhodes		1			1
CARDIOLOGY AND FITNESS MEDICINE		1			1
The Center at Centennial			1	100%	1
Kroger 705 - The Little Clinic Richmond		1			1
PRIMARY CARE GROUP LLC		1			1
Walgreens #9278		1			1
KIDSVILLE PEDIATRICS IV PA		1			1
GOOD SAMARITAN SOCIETY - DE SMET		1			1
WALGREENS #15291		1			1
AURORA CONSOLIDATED LABORATORY			1	100%	1
DEERFIELD BEACH REHABILITATION AND NURSING			1	100%	1
KENNEDY BOULEVARD DIALYSIS			1	100%	1
WY RETIREMENT CENTER		1			1
BRIAN C GRINER MD LLC			1	100%	1
EILEEN TURBESSI MD PA		1			1
HEALTH FIRST HOME CARE		1			1
FLORHAM PARK ENDOSCOPY CENTER		1			1
LITTLE COMPANY OF MARY HOSPITAL			1	100%	1
PRACTITIONERS IN MOTION			1	100%	1
Riviera Health Resort		1			1
FLAGLER COUNTY BOARD OF COUNTY COMMISSIONERS			1	100%	1
STEPHENS COUNTY HOSPITAL			1	100%	1
PATHLAB SERVICES			1	100%	1
MEDICAL ASSOCIATES OF THE SHOALS		1			1
SMITH			1	100%	1
GOOD PEDIATRICS			1	100%	1
CHESAPEAKE REGIONAL MEDICAL CENTER			1	100%	1
CFCH - FROSTPROOF			1	100%	1
CVS NV5942POCT LAS VEGAS		1			1
C A R E S		1			1
FAIRVIEW HOSPITAL			1	100%	1
CVS CT288POCT BRISTOL		1			1

COVID-19: testing by laboratory

Data through Feb 12, 2021 verified as of Feb 13, 2021 at 09:25 AM

Data in this report are provisional and subject to change.

The numbers in the table below represent the number of Florida and non-Florida residents for whom test results were received by the Department of Health. A person can be tested by more than one laboratory and can have both positive and negative results. **Therefore, the sum of the numbers in each column will be larger than the total number of people tested.**

Reporting lab	Inconclusive	Negative	Positive	Percent positive	Total
STAMFORD HOSPITAL			1	100%	1
Fairhaven Retirement Community		1			1
CVS OH6167POCT ASHLAND		1			1
CVS NM7242POCT ALBUQUERQUE		1			1
CELEBRATION HOSPITAL			1	100%	1
ALPHA 1 ANTITRYPSIN RESEARCH PROGRAM			1	100%	1
Central Park Healthcare & Rehabilitation Center		1			1
ASPIRUS WAUSAU HOSPITAL			1	100%	1
HCL LABORATORIES			1	100%	1
A G RHODES HOME AT WESLEY WOODS		1			1
FAMILY MEDICINE AT KISSIMMEE		1			1
ROYAL CARE MEDICAL CENTER			1	100%	1
INDIANA STATE DEPARTMENT OF HEALTH CLINIC MICROBIOLOGY		1			1
Kroger 006 - The Little Clinic Uintah Gardens		1			1
CHILDRENS SPECIALIST PEDIATRIC PULMMOLOGY & MEDCOR INC			1	100%	1
MDS PHARMA SERVICES		1			1
EUGENE T FINAN, MD			1	100%	1
ACCESS HEALTH CARE PHYSICIANS, LLC		1			1
BAYSTATE REFERENCE LABORATORY			1	100%	1
EMERGENCY CARE SERVICES LAB AT JFK MEDICAL CENTER			1	100%	1
LANCASHIRE HALL NURSING AND REHABILITATION CENTER		1			1
RICHICHI FAMILY HEALTH			1	100%	1
Senatobia Healthcare & Rehab		1			1
GENESEE COUNTY HEALTH DEPARTMENT		1			1
SIMPLY HEALTHCARE AND WELLNESS CLINIC, PC			1	100%	1
REELFOOT FAMILY WALK-IN CLINIC		1			1
MINUTECLINIC DIAG OF IND, LLC #6250		1			1
Kroger 699 - The Little Clinic Smyrna		1			1
MEDSTAR HEALTH URGENT CARE			1	100%	1
SANTA CLARA VALLEY MEDICAL CENTER			1	100%	1
MEDEXPRESS-DOVER		1			1
FAMILY MEDICAL CLINIC KENDALL LLC			1	100%	1
AMERICAN LAB LLC		1			1
Walgreens #10851		1			1
UNIVERSITY PLACE NURSING CENTER		1			1
UPMC NORTHWEST HOSPITAL			1	100%	1
The Palms Nursing and Rehabilitation		1			1
PALM BEACH COUNTY SHERIFF OFFICE			1	100%	1
PHOEBE PRIMARY CARE CAMILLA			1	100%	1
SKIN WELLNESS PHYSICIANS LLC		1			1
TREASURE COAST MEDICAL CONCIERGE LLC			1	100%	1
Kroger 523 - The Little Clinic Dickson			1	100%	1
GEORGETOWN URGENT CARE			1	100%	1
SEACOAST PATHOLOGY PROFESSIONAL ASSOC		1			1
DIVERSICARE OF BIG SPRINGS		1			1
NORTHEAST GEORGIA HEALTH SYSTEM			1	100%	1

COVID-19: testing by laboratory

Data through Feb 12, 2021 verified as of Feb 13, 2021 at 09:25 AM

Data in this report are provisional and subject to change.

The numbers in the table below represent the number of Florida and non-Florida residents for whom test results were received by the Department of Health. A person can be tested by more than one laboratory and can have both positive and negative results. **Therefore, the sum of the numbers in each column will be larger than the total number of people tested.**

Reporting lab	Inconclusive	Negative	Positive	Percent positive	Total
YOUR HEALTH PEDIATRICS			1	100%	1
REGIONAL MEDICAL LABORATORY			1	100%	1
ANDERSON REGIONAL MEDICAL CENTER			1	100%	1
CVS OH3458POCT BEAVERCREEK		1			1
CATSKILL REGIONAL MEDICAL CENTER		1			1
UW MEDICINE CHU LAB			1	100%	1
ST. MICHAEL'S ELITE HOSPITAL			1	100%	1
UPSON REGIONAL MEDICAL CENTER			1	100%	1
TERRELL URGENT CARE			1	100%	1
ManorCare Rehab Center of Marietta		1			1
FREDERICK AVENUE GROUP HOME		1			1
MIAMI-DADE COUNTY HEALTH DEPT.		1			1
Cornerstone at the Ranch		1			1
BROOKDALE FORT MYERS LAKES PARK			1	100%	1
INNOVATIVE GENOMICS, LLC			1	100%	1
BRANDON OUTREACH CLINIC			1	100%	1
Kroger 407 - The Little Clinic Lexington		1			1
MEDTOWN PHARMACY			1	100%	1
FLORIDA MEDICAL CLINIC PA GI			1	100%	1
SKYRIDGE CLINICAL ASSOCIATES		1			1
QUICKCARE HEALTH, INC			1	100%	1
NORTH FLORIDA CHILD DEVELOPMENT, INC			1	100%	1
MODERN URGENT CARE			1	100%	1
Waddell Nursing & Rehab Center		1			1
West Melbourne Health and Rehabilitation Center			1	100%	1
MOSAIC MEDICAL CENTER MARYVILLE			1	100%	1
DIVERSE MEDICAL CARE LLC			1	100%	1
Brookdale Southside			1	100%	1
Longwood Community Living Center		1			1
CARE STATION MEDICAL GROUP		1			1
CHILTON MEDICAL CENTER		1			1
NFRC CLINICAL LAB			1	100%	1
Jersey City Medical Center		1			1
PROMUS DIAGNOSTICS, LLC			1	100%	1
Caldwell Care		1			1
SUNCOAST PRIMARY CARE LLC			1	100%	1
ATHENS LIMESTONE HOSPITAL		1			1
CLINICAL CARE, INC			1	100%	1
UABC			1	100%	1
STONECREST MEDICAL CENTER		1			1
BLAKE AT PENSACOLA OPERATION CO, LLC, THE			1	100%	1
CVS NV8784POCT LAS VEGAS		1			1
SANTA ROSA PEDIATRICS			1	100%	1
NATIONAL INSTITUTES OF HEALTH CLINICAL CENTER			1	100%	1
ARCADIA DIALYSIS CENTER			1	100%	1
PRIMARY HEALTH CARE ASSOCIATES INC			1	100%	1
GULF COUNTY HEALTH DEPARTMENT			1	100%	1

COVID-19: testing by laboratory

Data through Feb 12, 2021 verified as of Feb 13, 2021 at 09:25 AM

Data in this report are provisional and subject to change.

The numbers in the table below represent the number of Florida and non-Florida residents for whom test results were received by the Department of Health. A person can be tested by more than one laboratory and can have both positive and negative results. **Therefore, the sum of the numbers in each column will be larger than the total number of people tested.**

Reporting lab	Inconclusive	Negative	Positive	Percent positive	Total
DSI LABORATORIES-NAPLES-7TH			1	100%	1
UNIVERSITY OF MARYLAND PATHOLOGY ASSOCIATES			1	100%	1
JUP Serology SubSection			1	100%	1
TEVAPHARM			1	100%	1
COMMUNITY MEDICAL CENTER-ORANGE CITY		1			1
HALEYVILLE HEALTH CARE CENTER		1			1
INTERNAL MEDICINE GROUP OF CENTRAL FLORIDA			1	100%	1
URGENT CARE OF KANSAS CITY			1	100%	1
LP ELIZABETHTON		1			1
BAYLOR SCOTT AND WHITE MEDICAL CENTER -CENTENTENNIAL			1	100%	1
MIDWEST COVENANT HOME, INC		1			1
CEPERO PEDIATRICS PA			1	100%	1
JACKSBORO URGENT CARE			1	100%	1
CULVER CITY URGENT CARE			1	100%	1
PREMIER FAMILY AND SPORTS MEDICINE LLC			1	100%	1
WATERBURY HOSPITAL REFERENCE LAB			1	100%	1
HEALTHPARTNERS HUDSON CLINIC			1	100%	1
OCCUPATIONAL HEALTH CENTER		1			1
TITUS REGIONAL MEDICAL CENTER			1	100%	1
ST ANTHONY'S PINELLAS CARE CLINIC			1	100%	1
MERRILL GARDENS AT CHAMPIONSGATE			1	100%	1
HEALTHCARE AND REHAB OF SANFORD			1	100%	1
KENT		1			1
THE HOSPITALS OF PROVIDENCE EMERGENCY ROOM			1	100%	1
NORTH OKALOOSA PHYSICIAN GRP - WALK IN CLINIC			1	100%	1
MEDICAL ARTS LABORATORY			1	100%	1
CIRRUS DX			1	100%	1
Acts Manor House		1			1
WAKULLA URGENT CARE & DIAGNOSTIC			1	100%	1
MEDCARE QUALITY MEDICAL CENTER LLC			1	100%	1
DILELLA			1	100%	1
CVS IL2798POCT CHICAGO			1	100%	1
PEDIATRIC ASSOCIATES - MIAMI LAKES		1			1
SIPERSTEIN DERMATOLOGY LLC			1	100%	1
Lemont Nursing and Rehab Center			1	100%	1
CVS MD1515POCT LEONARDTOWN		1			1
SUNCOAST RESEARCH GROUP LLC			1	100%	1
VA ST LOUIS HEALTH CARE SYSTEM			1	100%	1
WATERS EDGE ELEMENTARY SCHOOL			1	100%	1
Kroger 101 - The Little Clinic Hill Top		1			1
Piqua Manor		1			1
CHIPLEY DIALYSIS			1	100%	1
HEART HOSPITAL OF LAFAYETTE: EMERGENCY ROOM			1	100%	1
MARQUETTE GENERAL HOSPITAL			1	100%	1
ULTIMATE ANALYSIS LABORATORY			1	100%	1
Long Beach Care Center			1	100%	1
WMC HEALTH GROUP OF KISSIMMEE LLC			1	100%	1

COVID-19: testing by laboratory

Data through Feb 12, 2021 verified as of Feb 13, 2021 at 09:25 AM

Data in this report are provisional and subject to change.

The numbers in the table below represent the number of Florida and non-Florida residents for whom test results were received by the Department of Health. A person can be tested by more than one laboratory and can have both positive and negative results. **Therefore, the sum of the numbers in each column will be larger than the total number of people tested.**

Reporting lab	Inconclusive	Negative	Positive	Percent positive	Total
Virginia Gay Nursing and Rehab		1			1
BRITTNEY WHELIHAN IRWIN ARNP LLC			1	100%	1
WELLNOW URGENT CARE-OSWEGO			1	100%	1
URGENT CARE OF COASTAL GEORGIA			1	100%	1
Heartland Health Care Center Jacksonville			1	100%	1
GIBSON AREA PRIMARY CARE			1	100%	1
HENRY FORD WEST BLOOMFIELD HOSPITAL			1	100%	1
EVEXIA DIAGNOSTICS			1	100%	1
Juniper Village at Bucks County		1			1
CVS OH2518POCT COLUMBUS		1			1
DEVANSH LAB WERKS		1			1
Diversicare of Smyrna		1			1
PEDIATRIC PARTNERS			1	100%	1
PALMETTO CHARTER SCHOOL☐		1			1
CARENOW-MONTGOMERY			1	100%	1
PALMETTO PRIMARY CARE PHYSICIANS			1	100%	1
OPTIMAL MEDICINE INC		1			1
Livingston County Center for Nursing and Rehabilitation		1			1
ROSE HAVEN NURSING CENTER		1			1
CVS MA957POCT WEST SPRINGFIELD		1			1
Walgreens #11724		1			1
Kroger 522 - The Little Clinic Gahanna		1			1
WESLEY MEDICAL CENTER			1	100%	1
RAYMOND F CARON MD			1	100%	1
TAMPA GENERAL MEDICAL GROUP LABORATORY HEALTHPARK			1	100%	1
JACK M MATHENY II MD			1	100%	1
MEMORIAL HOSPITAL OF TAMPA			1	100%	1
MID-FLORIDA CANCER CENTERS		1			1
CITRUS HEALTH NETWORK INC			1	100%	1
EASTSIDE MEDICAL CLINIC		1			1
MEDEXPRESS URGENT CARE - CONWAY		1			1
Harris Hill Nursing Facility		1			1
WEST VIRGINIA LABORATORIES			1	100%	1
MEDEXPRESS URGENT CARE - RUSSELLVILLE, W MAIN ST		1			1
Alden North Shore			1	100%	1
BEST CARE COMMUNITY AND FAMILY HEALTH CENTER INC			1	100%	1
DELAWARE DEPARTMENT OF HEATH			1	100%	1
COLONIAL VILLA GOOD SAMARITAN CENTER		1			1
KIDSVILLE PEDIATRICS III PA			1	100%	1
Carington Park			1	100%	1
PALMETTO BAY MEDICAL CENTER			1	100%	1
SHP WESTCHESTER LLC		1			1
VIRGINIA UROLOGY		1			1
BETHESDA HOSPITAL			1	100%	1
INHEALTH LIFE SCIENCES LLC			1	100%	1
PLEASANT RIDGE MANOR WEST		1			1
EDGAR PRICE FAMILY & CHILDREN HEALTHCARE CENTER			1	100%	1

COVID-19: testing by laboratory

Data through Feb 12, 2021 verified as of Feb 13, 2021 at 09:25 AM

Data in this report are provisional and subject to change.

The numbers in the table below represent the number of Florida and non-Florida residents for whom test results were received by the Department of Health. A person can be tested by more than one laboratory and can have both positive and negative results. **Therefore, the sum of the numbers in each column will be larger than the total number of people tested.**

Reporting lab	Inconclusive	Negative	Positive	Percent positive	Total
DEPARTMENT OF HEALTH AND ENVIRONMENTAL CONTROL			1	100%	1
PATIENT FIRST-GENERAL BOOTH			1	100%	1
LAKE MARY PEDIATRICS			1	100%	1
bishop rehabilitation and nursing center		1			1
EXCEPTIONAL EMERGENCY CENTER			1	100%	1
Portsmouth Health and Rehab			1	100%	1
BETHESDA DIALYSIS			1	100%	1
Kroger 519 - The Little Clinic Staples Mill Road		1			1
MEDEXPRESS URGENT CARE - LAWRENCE		1			1
PHYSICIANS PRIMARY CARE LEHIGH PEDS			1	100%	1
BAPTIST HEALTH PRIMARY CARE AT DORAL			1	100%	1
PALM BEACH DIGESTIVE ASSOCIATES			1	100%	1
ASSISTED LIVING AT TREZEVANT		1			1
LYSTER MAIN LAB, FT RUCKER		1			1
LAS PALMAS MEDICAL CENTER			1	100%	1
CVS MA1006POCT BROCKTON		1			1
WEST PENSACOLA DIALYSIS CENTER			1	100%	1
NEMOURS CHILDREN'S PRIMARY CARE			1	100%	1
BELLMORE PEDIATRICS		1			1
CORDOVA FAMILY PRACTICE			1	100%	1
MID FLORIDA COMMUNITY SERVICES			1	100%	1
CVS AZ69POCT PEORIA		1			1
RABI SINHA, MD		1			1
Kroger 596 - The Little Clinic Brentwood		1			1
HOLSTON MEDICAL GROUP		1			1
FAMILY PHYSICIANS OF WINTER PARK, INC			1	100%	1
CLUB HEALTH AND REHABILITATION CENTER, THE		1			1
FELD ENTERTAINMENT			1	100%	1
VA OPTOMETRY CLINIC			1	100%	1
Redwood Springs Healthcare			1	100%	1
ADVANCED URGENT CARE PLLC		1			1
BEAUMONT HOSPITAL, GROSSE POINTE			1	100%	1
BAYSHORE DIALYSIS			1	100%	1
BASCOM PALMER-MICRO LAB			1	100%	1
Elm Crest Senior Living Community		1			1
GREYSTONE HOME HEALTH OF GREATER ORLANDO LLC		1			1
PATHOLOGY		1			1
MINUTECLINIC, LLC #07876			1	100%	1
HARDIN MEMORIAL HOSPITAL - HEARTLAND PATHOLOGY CONSULTANTS			1	100%	1
CACERES SPECIALIZED GYNECOLOGY		1			1
FLORIDA HEART AND VASCULAR MULTISPECIALTY GROUP PA			1	100%	1
ARNOLD PALMER HOSPITAL LAB POCT		1			1
Kroger 444 - The Little Clinic Dent		1			1
Kroger 410 - The Little Clinic Trinity		1			1
MEDOR/ACC SYNCHRONY			1	100%	1
CHILDREN'S NATIONAL MEDICAL CENTER			1	100%	1
Florence Home		1			1

COVID-19: testing by laboratory

Data through Feb 12, 2021 verified as of Feb 13, 2021 at 09:25 AM

Data in this report are provisional and subject to change.

The numbers in the table below represent the number of Florida and non-Florida residents for whom test results were received by the Department of Health. A person can be tested by more than one laboratory and can have both positive and negative results. **Therefore, the sum of the numbers in each column will be larger than the total number of people tested.**

Reporting lab	Inconclusive	Negative	Positive	Percent positive	Total
CENTRAL FL INTERNAL MEDICINE ASSOCIATES LLC		1			1
EVERGREEN NURSING HOME		1			1
Florence Nursing and Rehabilitation Center		1			1
SYNERGY DIALYSIS INC			1	100%	1
VALLEY HOSPITAL MEDICAL CENTER		1			1
Shelbyville Manor		1			1
AAA MEDICAL TESTING			1	100%	1
THE HEART HOSPITAL BAYLOR PLANO			1	100%	1
MOBILE MEDICAL CLINIC			1	100%	1
CVS AZ5477POCT SURPRISE		1			1
METROWEST MEDICAL CENTER - FRAMINGHAM			1	100%	1
Sage Bluff Health & Rehabilitation Center		1			1
SHANNON MEDICAL CENTER			1	100%	1
FLORIDA HOSPITAL ORMOND BEACH			1	100%	1
KENDALL PEDIATRICS PARTNERS LLC			1	100%	1
MEDEXPRESS URGENT CARE - CABOT			1	100%	1
ELDER ALTERNATIVES INC			1	100%	1
Bon Secours Place			1	100%	1
EASTSIDE URGENT CARE			1	100%	1
PARK AVENUE DERMATOLOGY NORTH			1	100%	1
BAXTER REGIONAL MEDICAL CENTER			1	100%	1
ADDINGTON PLACE EAST LAKE		1			1
JACKSONVILLE VA OPC			1	100%	1
ADVANCED LABORATORY SERVICES			1	100%	1
BROOKDALE AVONDALE (BU 04360)			1	100%	1
ROBERTS WESLEYAN COLLEGE HEALTH CENTE		1			1
TWIN			1	100%	1
HOWELL BRANCH COURT			1	100%	1
COMMUNITY MEDICAL CARE			1	100%	1
TRAVIS LEE THOMPSON MD			1	100%	1
IM&P WELLNES CENTER			1	100%	1
NEW ERA HEALTH CENTER INC		1			1
FHPG SURGICAL ASSOCIATES OF EAST PASCO			1	100%	1
BROADWAY HEALTH FLORIDA MEDICAL CLINIC URGENT CARE			1	100%	1
HALIFAX HEALTH PRIMARY CARE ORMOND			1	100%	1
Vibrallife of El Paso Rehabilitation Center			1	100%	1
CVS OH4300POCT STRONGSVILLE		1			1
PARTNERS IN PRIMARY CARE		1			1
JFK INTERNAL MEDICINE FACULTY PRACTICE			1	100%	1
SOWAL HEALTH & DRUG			1	100%	1
Metairie Healthcare Center			1	100%	1
SOUTH FLORIDA RESEARCH ORGANIZATION			1	100%	1
TRUMAN MEDICAL CENTER - HOSPITAL HILL			1	100%	1
ALPHA CLINICAL LABORATORY CORP.			1	100%	1
CONCORDIA MANOR			1	100%	1
SIGNATURE CARE MEMORIAL CITY			1	100%	1
MEDCOR CORPORATE CLINIC			1	100%	1

COVID-19: testing by laboratory

Data through Feb 12, 2021 verified as of Feb 13, 2021 at 09:25 AM

Data in this report are provisional and subject to change.

The numbers in the table below represent the number of Florida and non-Florida residents for whom test results were received by the Department of Health. A person can be tested by more than one laboratory and can have both positive and negative results. **Therefore, the sum of the numbers in each column will be larger than the total number of people tested.**

Reporting lab	Inconclusive	Negative	Positive	Percent positive	Total
HUMC		1			1
HOSPICE OF THE FLORIDA SUNCOAST,THE		1			1
ARIZONA STATE LABORATORY			1	100%	1
BREVARD FAMILY WALK IN CLINIC			1	100%	1
MISSION HOSPITAL – MEMORIAL CAMPUS			1	100%	1
OXY-GENLAB			1	100%	1
SPHERE DX			1	100%	1
QLABS			1	100%	1
Advanced Rehabilitation of Vernon		1			1
SACRED HEART HOSPITAL NURSING			1	100%	1
HILTON HEAD HOSPITAL/INPATIENT			1	100%	1
KIOSK MEDICINE OF KENTUCKY LLC		1			1
MANOR CARE OF DELRAY BEACH FL LLC		1			1
VALUE DRUGS BRONXVILLE INC		1			1
ST. JOHN HOSPITAL & MEDICAL CENTER			1	100%	1
BOCA CIEGA CENTER			1	100%	1
CENTRAL JERSEY URGENT CARE OF GREEN BR		1			1
GARDEN VIEW CARE CENTER		1			1
SOUTHEAST MISSOURI HOSPITAL		1			1
FLORIDA MEDICAL CLINIC, LLC			1	100%	1
ORANGE PEDIATRICS PA			1	100%	1
C V S / PHARMACY #4396		1			1
SYCAMORE MEDICAL CENTER-KETTERING HEALTH NETWORK			1	100%	1
EXPRESS WALK IN MEDICAL CENTER			1	100%	1
BLANCHARD VALLEY HOSPITAL LABORATORY			1	100%	1
MED-LAKE LABORATORY, LLC			1	100%	1
OCEANVIEW NURSING AND REHABILITAION CENTER			1	100%	1
HEALTH PARTNERS REGIONAL HOSPITAL			1	100%	1
UHEALTH CORAL SPRINGS			1	100%	1
CANDLER HOSPITAL			1	100%	1
Heritage Health of Peru			1	100%	1
BSA PHYSICIANS GROUP, INC D/B/A BSA FAMILY MEDICAL			1	100%	1
VILLAGES HEALTH SYSTEM, LLC, THE			1	100%	1
Kingston Care Center of Fort Wayne		1			1
Kroger 970 - The Little Clinic Westfield			1	100%	1
The Evangelical Lutheran Good Samaritan Society Prescott Village		1			1
URGENTMED PLANTATION			1	100%	1
Sanford Health & Rehabilitation			1	100%	1
NEWTON MEMORIAL HOSPITAL		1			1
RED BUG LAKE ROAD OVIEDO COVID			1	100%	1
LIFESPAN HEALTH - SELMER		1			1
Arch Plaza Nursing and Rehabilitation Center			1	100%	1
Kroger 395 - The Little Clinic Blanchester		1			1
CVS TX10016POCT PRINCETON		1			1
CVS MA2125POCT NATICK		1			1
VIP FAMILY PRACTICE			1	100%	1
UHS BINGHAMTON GENERAL			1	100%	1

COVID-19: testing by laboratory

Data through Feb 12, 2021 verified as of Feb 13, 2021 at 09:25 AM

Data in this report are provisional and subject to change.

The numbers in the table below represent the number of Florida and non-Florida residents for whom test results were received by the Department of Health. A person can be tested by more than one laboratory and can have both positive and negative results. **Therefore, the sum of the numbers in each column will be larger than the total number of people tested.**

Reporting lab	Inconclusive	Negative	Positive	Percent positive	Total
MERCY GENERAL HOSPITAL			1	100%	1
Kroger 97 - The Little Clinic Hutchinson		1			1
WEST FLORIDA MEDICAL ASSOCIATES PA			1	100%	1
PLANT CITY FAMILY CARE		1			1
ASCARATE DIALYSIS			1	100%	1
Autumn Care of Suffolk		1			1
MANHATTAN COLLEGE HEALTH SERVICES		1			1
UNIVERSITY OF MIAMI PRIMARY CARE SITE UMHC 3039			1	100%	1
Rockcastle Health and Rehab		1			1
Life Care Center of Auburn		1			1
CRYSTAL RIVER FIRE DEPARTMENT			1	100%	1
EMERSON HOSPITAL LABORATORY			1	100%	1
SKY RIDGE MEDICAL CENTER - MICRO			1	100%	1
SHAMRA MEDICAL LABORATORY			1	100%	1
FIU HEALTH CARE CENTER			1	100%	1
CENTRAL JERSEY URGENT CARE OF EATONTOW		1			1
MARYLAND DEPARTMENT OF HEALTH AND MENTAL HYGIENE-LABORATORIES			1	100%	1
Northern Nevada State Veterans Home		1			1
LAKELAND REGIONAL HEALTH GRASSLANDS		1			1
NORTHSIDE FAMILY MEDICINE		1			1
EVENTIDE LUTHERAN HOME		1			1
SEWALLS POINT PHARMACY INC			1	100%	1
MAYO CLINIC BEACHES PRIMARY CARE CTR		1			1
SANFORD HOME		1			1
TARRANT MEDICAL ASSOCIATES			1	100%	1
SUNCOAST BEHAVIORAL HEALTH CENTER			1	100%	1
PEDIATRIC ASSOCIATES - DORAL			1	100%	1
PEDIATRIC ASSOCIATES PA			1	100%	1
SPINE & PAIN CONSULTANT PLLC		1			1
KAISER PERMANENTE REGIONAL REFERENCE LABORATORY		1			1
LPG PRIMARY CARE AT MATTHEW DRIVE		1			1
DEL PRADO MEDICAL CENTER, INC		1			1
NORTH FL SOUTH GA HCS-LAKE CITY			1	100%	1
Kroger 367 - The Little Clinic Walton		1			1
VCU HEALTH SYSTEM AUTHORITY - MCV HOSPITALS			1	100%	1
UCH LAB			1	100%	1
MOUNT SINAI MEDICAL CENTER OF FLORIDA, INC			1	100%	1
HARDIN HEALTH INC		1			1
EAST TENNESSEE STATE UNIVERSITY		1			1
CVS HEALTH, #5962		1			1
WYOMING COUNTY DEPARTMENT OF HEALTH		1			1
NEMOURS CHILDREN'S PRIMARY CARE OF VERO BEACH			1	100%	1
Oregon Veterans Home The Dalles		1			1
CAREWELL 203			1	100%	1
Schenectady Center for Rehabilitation & Nursing		1			1
CAROLINAS HEALTHCARE SYSTEM LAB			1	100%	1
Mercy Manor Transition Center			1	100%	1

COVID-19: testing by laboratory

Data through Feb 12, 2021 verified as of Feb 13, 2021 at 09:25 AM

Data in this report are provisional and subject to change.

The numbers in the table below represent the number of Florida and non-Florida residents for whom test results were received by the Department of Health. A person can be tested by more than one laboratory and can have both positive and negative results. **Therefore, the sum of the numbers in each column will be larger than the total number of people tested.**

Reporting lab	Inconclusive	Negative	Positive	Percent positive	Total
FRANKLIN CBOC			1	100%	1
MEDICAL ASSOCIATES OF PINELLAS - LAB			1	100%	1
ST.ELIZABETH HEALTH CENTER	1				1
REGENTS PARK OF JACKSONVILLE			1	100%	1
BRUCE S WEST MD			1	100%	1
NORTH SHORE MEDICAL CENTER - SALEM HOSPITAL			1	100%	1
COMMUNITY HOSPITALS INDIANAPOLIS			1	100%	1
VALUE DRUGS GREENLAWN INC		1			1
PUBLIX PHARMACY #1114			1	100%	1
VANAJA SUREDDI MD PA			1	100%	1
Crestwood Nursing Center		1			1
ISLANDS ASSISTED LIVING FACILITY,THE			1	100%	1
MEDEXPRESS URGENT CARE - BECKLEY		1			1
OAKWOOD HOSPITAL - SOUTHSORE			1	100%	1
NEMOURS CHILDREN'S PRIMARY CARE, ST CLOUD			1	100%	1
MIAMI VASCULAR SURGERY			1	100%	1
Garden Isle Healthcare and Rehabilitation Center		1			1
SPECIALTY DRUG TESTING			1	100%	1
Kroger 350 - The Little Clinic New Cut Road		1			1
HELEN HAYES HOSPITAL LABORATORY		1			1
ANDREWS INSTITUTE AMBULATORY SURGERY CENTER		1			1
HIGHLAND PARK LAKEWOOD PRESTON HOLLOW			1	100%	1
Harbert Hills Academy Nursing Home		1			1
BORINQUEN HEALTH CENTER			1	100%	1
MERCYONE DES MOINES MEDICAL CENTER			1	100%	1
OCEAN MEDICAL CENTER		1			1
ABSOLUTE QUICK CARE			1	100%	1
Walgreens #5914		1			1
Medicalodges Neosho			1	100%	1
HARDEE COUNTY FIRE RESCUE		1			1
INLET CONCIERGE MEDICINE			1	100%	1
MINUTECLINIC # 21110			1	100%	1
NEW YORK PRESBYTERIAN HOSPITAL			1	100%	1
Broomall Manor		1			1
TIMPANOGOS REGIONAL HOSPITAL			1	100%	1
CVS TN4624POCT KNOXVILLE			1	100%	1
CVS NH1004POCT SALEM			1	100%	1
BOULDER COMMUNITY HOSPITAL			1	100%	1
Cottage of the Shoals		1			1
COMMUNITY			1	100%	1
FAYETTE MEDICAL CENTER LAB		1			1
CLINICAL TRIALS OF TAMPA LLC		1			1
INTEGRATED GENETICS SEQUENOM		1			1
MOBILE INFIRMARY MEDICAL CENTER			1	100%	1
CIMA MEDICAL CENTER			1	100%	1
FINLAY MEDICAL RESEARCH CORP			1	100%	1
SC-GA2018 THE RIDGE REHABILITATION & H		1			1

COVID-19: testing by laboratory

Data through Feb 12, 2021 verified as of Feb 13, 2021 at 09:25 AM

Data in this report are provisional and subject to change.

The numbers in the table below represent the number of Florida and non-Florida residents for whom test results were received by the Department of Health. A person can be tested by more than one laboratory and can have both positive and negative results. **Therefore, the sum of the numbers in each column will be larger than the total number of people tested.**

Reporting lab	Inconclusive	Negative	Positive	Percent positive	Total
TRIPLE O MEDICAL SERVICES INC			1	100%	1
BARRINGTON TERRACE NAPLES			1	100%	1
DAUGHTERS OF SARAH NURSING CENTER		1			1
Kroger - KR070600172		1			1
SUSAN F. WILLIAMS M.D., P.A.			1	100%	1
LOGAN COUNTY HOSPITAL			1	100%	1
CHAMBREL AT PINECASTLE			1	100%	1
WESTCOAST FAMILY PRACTICE		1			1
Salem Hills Rehabilitation and Nursing Center		1			1
LAKE SUCCESS EXTENDED CARE		1			1
2504-HOMEWOOD		1			1
CVS TX4397POCT CYPRESS		1			1
CVS IN6559POCT AVON		1			1
PM PEDIATRICS OF BAYSIDE, PLLC - RIVE		1			1
NEW HORIZON PRIMARY CARE LLC			1	100%	1
ST VINCENTS AMBULATORY CARE INC			1	100%	1
LANGLEY DIALYSIS			1	100%	1
TAYLOR COUNTY HEALTH DEPARTMENT			1	100%	1
Avera Sr. James Care Center		1			1
WEST COAST CLINICAL LABS INC			1	100%	1
HOUSTON DEPARTMENT OF HEALTH AND HUMAN SERVICES			1	100%	1
AUGUSTA HEALTH CLINICAL LABORATORY			1	100%	1
SWIFTCARE URGENT CARE, PLLC			1	100%	1
MEDICAL LIFE-INC GUIDEWELL EMERGENCY MEDICINE			1	100%	1
AESTHETIC PHYSICIANS PC			1	100%	1
UMASS MEMORIAL MEDICAL CENTER, INC		1			1
BETHESDA ON TURKEY CREEK			1	100%	1
SACRED HEART MEDICAL CENTER			1	100%	1
GUIDEWELL EMERGENCY MEDICINE DOCTORS LLC #33			1	100%	1
ALIMETRIX INC		1			1
Parkview Care Center			1	100%	1
THE MEDICAL CENTER			1	100%	1
WORKFORCE HEALTH DEPARTMENT			1	100%	1
ARBOR DIAGNOSTICS, INC		1			1
MINUTE-CLINIC DIAGNOSTIC OF VIRGINIA, LLC #3949		1			1
LAKELAND MEDICAL CENTER			1	100%	1
Alden Lincoln Park			1	100%	1
FIVE STAR PREMIER RESIDENCES OF POMPANO BEACH			1	100%	1
WALGREENS #10308		1			1
GENESIS HEALTH SYSTEM			1	100%	1
BAPTIST EMERGENCY HOSPITAL - KELLY			1	100%	1
GATEWAY FAMILY HEALTH CLINIC			1	100%	1
PALOMAR MEDICAL CENTER			1	100%	1
ELKTON TRANSITIONAL CARE CENTER		1			1
METRO HEALTH HOSPITAL LABORATORY		1			1
CHRISTIANA HOSPITAL		1			1
ST JOHNS PEDIATRICS PA		1			1

COVID-19: testing by laboratory

Data through Feb 12, 2021 verified as of Feb 13, 2021 at 09:25 AM

Data in this report are provisional and subject to change.

The numbers in the table below represent the number of Florida and non-Florida residents for whom test results were received by the Department of Health. A person can be tested by more than one laboratory and can have both positive and negative results. **Therefore, the sum of the numbers in each column will be larger than the total number of people tested.**

Reporting lab	Inconclusive	Negative	Positive	Percent positive	Total
Kroger 894 - The Little Clinic NEC		1			1
COVE AT THE MARBELLA,THE			1	100%	1
FRESENIUS SOUTH FORT MYERS		1			1
Kroger 57 - The Little Clinic Jay C Charlestown		1			1
			1	100%	1
POMPANO BEACH ARTIFICIAL KIDNEY CENTER			1	100%	1
HYDE PARK MEDICAL CENTER		1			1
UNITYPOINT HEALTH TRINITY			1	100%	1
COLUMBIA CREST CARE & RAHAB		1			1
Vi at Aventura		1			1
Kroger 825 - The Little Clinic Dorothy Lane		1			1
MEDERI CARETENDERS			1	100%	1
CARE ADVANTAGE			1	100%	1
MINUTECLINIC DIAG OF IND, LLC #4368		1			1
JASPER MEMORIAL HOSPITAL		1			1
Kroger 419 - The Little Clinic Farmington/Exeter		1			1
COLLIER BLVD HMA PHYSICIANS MANAGEMENT LLC			1	100%	1
LANTANA HC LAB			1	100%	1
HAILE MEDICAL GROUP PA		1			1
CVS TX2263POCT SAN ANTONIO		1			1
MISSION HOSPITAL			1	100%	1
MEDICAL CENTER			1	100%	1
BAPTIST HOSPITAL LABORATORY			1	100%	1
CLEVELAND CLINIC AKRON GENERAL			1	100%	1
St Mary's d'Youville Pavilion		1			1
THE CHRIST HOSPITAL			1	100%	1
PROGRESSIVE MEDICAL LAB LLC			1	100%	1
LEELANAU OPCO, LLC		1			1
AMD			1	100%	1
MEDEXPRESS URGENT CARE, EDWARDSVILLE		1			1
ST JOSEPH'S HOSPITAL NORTH LABORATORY			1	100%	1
NORTH BREVARD CHILDRENS MEDICAL CENTER			1	100%	1
MEDSTAR URGENT CARE, LLC			1	100%	1
BLOOD SYSTEMS LABORATORIES			1	100%	1
UNDERGROUND FREE CLINIC		1			1
FAST PACE URGENT CARE			1	100%	1
ALLIANCE MD DIRECT PRIMARY CARE			1	100%	1
CHC SOUTHWEST FLORIDA LAB-LIVE			1	100%	1
APPLECARE URGENT CARE KINGSLAND			1	100%	1
LIBERTY HEALTH CENTER			1	100%	1
ADVENTHEALTH MEDICAL GROUP FAMILY AND INTERNAL			1	100%	1
OPTUM OF HIALEAH		1			1
ACUPATH LABORATORIES INC			1	100%	1
LAKEVIEW REGIONAL HOSPITAL			1	100%	1
MEDICAL SPECIALISTS OF THE PALM BEACHES INC			1	100%	1
CARBON HEALTH			1	100%	1
LAKE LURE HEALTH CENTER			1	100%	1

COVID-19: testing by laboratory

Data through Feb 12, 2021 verified as of Feb 13, 2021 at 09:25 AM

Data in this report are provisional and subject to change.

The numbers in the table below represent the number of Florida and non-Florida residents for whom test results were received by the Department of Health. A person can be tested by more than one laboratory and can have both positive and negative results. **Therefore, the sum of the numbers in each column will be larger than the total number of people tested.**

Reporting lab	Inconclusive	Negative	Positive	Percent positive	Total
Terrace Glen Village		1			1
REEVES COUNTY HOSPITAL DISTRICT			1	100%	1
SUMMIT COUNTY PUBLIC HEALTH DEPARTMENT			1	100%	1
Brown Memorial Home		1			1
GIFFORD MEMORIAL HOSPITAL		1			1
CAMBRIDGE HEALTH ALLIANCE			1	100%	1
UNIVERSITY OF BALTIMORE WASHINGTON MEDICAL CENTER			1	100%	1
STANDIFER PLACE		1			1
CYPRESS VILLAGE REHAB CENTER		1			1
WVU MEDICINE AT SUNCREST TOWNE CENTRE			1	100%	1
BAYCARE OUTREACH LAB AT NEW TAMPA			1	100%	1
Walgreens #3661		1			1
The Pines at Poughkeepsie Center for Nursing and Rehabilitation		1			1
CARING PROFESSIONAL HEALTH CARE LLC		1			1
CARESOUTH HHA HOLDINGS OF THE TREASURE COAST LLC			1	100%	1
CENTRAL FLORIDA ADULT MEDICINE		1			1
TLC MEDICAL			1	100%	1
DIAGNOSTIC GROUP INTEGRATED HEALTHCARE			1	100%	1
REFERENCE LABORATORY			1	100%	1
STERLING HOUSE OF PORT ORANGE		1			1
CVS NC2771POCT CLAYTON			1	100%	1
DOCTORS CARE – GREER		1			1
Pinnacle Assisted Living			1	100%	1
ABINGTON MEMORIAL HOSPITAL			1	100%	1
MISSOURI DEPT. OF HEALTH			1	100%	1
FAMILY MEDICAL CENTRE			1	100%	1
SHRIVERS PHARMACY AND WELLNESS CENTER			1	100%	1
Carrollton Manor Inc		1			1
NEW SMYRNA BEACH AMBULATORY CARE CTR			1	100%	1
Lynwood		1			1
Crowne Place Assisted Living		1			1
AURORA HEALTH CARE METRO INC			1	100%	1
OCALA RKC EAST HEMO #1			1	100%	1
MEMORIALCARE LONG BEACH MEDICAL CENTER			1	100%	1
ENCOMPASS HEALTH REHABILITATION			1	100%	1
PARRISH MEDICAL GROUP			1	100%	1
MINUTECLINIC DIAGNOSTIC OF OHIO #5060		1			1
DAYTONA BEACH DIALYSIS			1	100%	1
UT HEALTH RIO GRANDE VALLEY PRIMARY CARE AT			1	100%	1
NATION'S BEST CARE HOME HEALTH			1	100%	1
ELKHART GENERAL HOSPITAL			1	100%	1
Mayfair Village Nursing Care Center		1			1
Kroger 549 - The Little Clinic Clinton Highway		1			1
CVS TX8322POCT AUSTIN		1			1
MINUTECLINIC LLC (2335)		1			1
Moab Regional Hospital			1	100%	1
Vista Park			1	100%	1

COVID-19: testing by laboratory

Data through Feb 12, 2021 verified as of Feb 13, 2021 at 09:25 AM

Data in this report are provisional and subject to change.

The numbers in the table below represent the number of Florida and non-Florida residents for whom test results were received by the Department of Health. A person can be tested by more than one laboratory and can have both positive and negative results. **Therefore, the sum of the numbers in each column will be larger than the total number of people tested.**

Reporting lab	Inconclusive	Negative	Positive	Percent positive	Total
PHYSICIAN ASSOCIATES, LLC			1	100%	1
MEDEXPRESS URGENT CARE - ROSS TOWNSHIP		1			1
PREMIER PEDIATRICS			1	100%	1
HENRY FORD HOSPITAL			1	100%	1
Kroger 968 - The Little Clinic Colerain Township		1			1
ODYSSEY HEALTH CARE OF MARION COUNTY LLC		1			1
Courtenay Springs Village			1	100%	1
MEDAC AT PORTERS NECK			1	100%	1
Dulles Health and Rehab Center		1			1
CARINGPLUS HOMECARE LLC			1	100%	1
CITRONELLE HEALTH AND REHABILITATION CENTER		1			1
PHYSICIANS URGENT CARE			1	100%	1
HEALTH CARE SERVICES LC			1	100%	1
CURA LABORATORY SERVICES			1	100%	1
LRGHEALTHCARE		1			1
ADVENTHEALTH PHYSICIAN GROUP - APPLEWOOD			1	100%	1
Manor Care Health Services- Wilmington			1	100%	1
Rio Grande City Nursing and Rehab Center			1	100%	1
MAHONEY PEDIATRICS PA			1	100%	1
CVS NE8616POCT LINCOLN		1			1
CVS NC7057POCT SHELBY		1			1
MED & CO INVESTMENT LLC		1			1
JP MORGAN CHASE HEALTH SERVICES			1	100%	1
RENOWN REGIONAL MEDICAL CENTER			1	100%	1
ALBANY MEDICAL CENTER			1	100%	1
SAINT ALPHONSUS REGIONAL MEDICAL CENTER			1	100%	1
Sherwood Oaks Health Center			1	100%	1
CVS NE2741POCT LA VISTA		1			1
ASSOCIATES MD MEDICAL GROUP INC			1	100%	1
DISCOVERY AT HOME, LLC			1	100%	1
UNIVERSITY OF SOUTH FLORIDA			1	100%	1
MT SINA1 HOSPICE			1	100%	1
WOOD COUNTY HEALTH DEPARTMENT			1	100%	1
BAYMEADOWS PEDIATRIC CARE		1			1
CVS SC2250POCT COLUMBIA		1			1
LAKEVIEW HEALTH CARE SYSTEM LLC			1	100%	1
DIGESTIVE DISEASE CARE PC		1			1
Kroger 353 - The Little Clinic Harpers Point		1			1
ALLIANCE LABORATORY SERVICES			1	100%	1
BOLLES SCHOOL, THE			1	100%	1
ATRIA TAMARAC			1	100%	1
BERKSHIRE MEDICAL CENTER			1	100%	1
WEILL CORNELL MEDICAL ASSOCIATES - EAST SIDE		1			1
ALLEGHENY GENERAL HOSPITAL			1	100%	1
Troy Center for Rehabilitation & Nursing		1			1
JUPITER MEDICAL CENTER INC			1	100%	1
Ash Flat Healthcare and Rehabilitation Center			1	100%	1

COVID-19: testing by laboratory

Data through Feb 12, 2021 verified as of Feb 13, 2021 at 09:25 AM

Data in this report are provisional and subject to change.

The numbers in the table below represent the number of Florida and non-Florida residents for whom test results were received by the Department of Health. A person can be tested by more than one laboratory and can have both positive and negative results. **Therefore, the sum of the numbers in each column will be larger than the total number of people tested.**

Reporting lab	Inconclusive	Negative	Positive	Percent positive	Total
Mary Anna Nursing Home		1			1
ST MARY'S OF SAGINAW		1			1
TEXAS HEALTH ARLINGTON MEMORIAL		1			1
ULTIMATE KIDNEY CARE			1	100%	1
Orange City Nursing and Rehab Center			1	100%	1
ST JOHN'S MEDICAL CENTER, TETON VILLAGE			1	100%	1
BRONSON METHODIST HOSPITAL			1	100%	1
NEW RIVER HEALTH DISTRICT			1	100%	1
BLUFFTON HEALTH CENTER			1	100%	1
LOUISIANA STATE LAB			1	100%	1
PERRY COUNTY NURSING HOME		1			1
GATEWAY LABORATORIES		1			1
TRUCARE LIVING CENTERS - SELMA			1	100%	1
WAYNE COUNTY PUBLIC HEALTH		1			1
BAYFRONT HEAL WOUND CARE AND HYPERBARIC CENTER			1	100%	1
CLERMONT HEALTH DEPARTMENT			1	100%	1
FALKVILLE HEALTHCARE		1			1
CVS CA9823POCT SACRAMENTO		1			1
NORTH FLORIDA FAMILY MEDICINE			1	100%	1
TRAFALGAR DIALYSIS			1	100%	1
MINUTECLINIC DIAGNOSTIC OF NEW MEXICO LLC #7552		1			1
CVS IL8750POCT CHICAGO		1			1
LEVY COUNTY DEPT. OF PUBLIC SAFETY			1	100%	1
HERNANDO COUNTY HEALTH DEPT			1	100%	1
EXCEL URGENT CARE OF NJ			1	100%	1
OHIO VALLEY MANOR NURSING &		1			1
TMH PHYSICIAN PARTNERS QUINCY			1	100%	1
PEDRO MENENDEZ HEALTH CENTER AT ST JOHNS			1	100%	1
PEACHEALTH LABORATORIES		1			1
SUNSHINE PEDIATRICS OF LUTz			1	100%	1
OMAHA VA MEDICAL CENTER			1	100%	1
ENT AND ALLERGY ASSOCIATES OF FLORIDA, LLC			1	100%	1
OMNI HEALTHCARE URGENT CARE			1	100%	1
Aspire Physical Recovery Center at Cahaba River		1			1
MERCY – NORTH IOWA			1	100%	1
SILVERMAN			1	100%	1
DE TAR HOSPITAL			1	100%	1
HACKENSACK UNIVERSITY MEDICAL CENTER		1			1
WELLCARE URGENT CARE			1	100%	1
DEPT OF VA MEDICAL CENTER - MIAMI			1	100%	1
Essex Center for Rehabilitation and Healthcare		1			1
UMMC MIDTOWN CAMPUS			1	100%	1
NORTHSIDE FAMILY MEDICINE AND URGENT CARE (HOLLY SPRINGS)		1			1
KINGWOOD EMERGENCY HOSPITAL			1	100%	1
Kroger 673 - The Little Clinic Dallas			1	100%	1
ADVENTHEALTH MEDICAL GROUP COMMUNITY MEDICINE			1	100%	1
RM PHARMACY SERVICES INC		1			1

COVID-19: testing by laboratory

Data through Feb 12, 2021 verified as of Feb 13, 2021 at 09:25 AM

Data in this report are provisional and subject to change.

The numbers in the table below represent the number of Florida and non-Florida residents for whom test results were received by the Department of Health. A person can be tested by more than one laboratory and can have both positive and negative results. **Therefore, the sum of the numbers in each column will be larger than the total number of people tested.**

Reporting lab	Inconclusive	Negative	Positive	Percent positive	Total
MEDCOR, INC			1	100%	1
JMJ FAMILY PRACTICE			1	100%	1
PARK AVENUE PEDIATRICS PC		1			1
Signature Healthcare of Georgetown		1			1
BL DIAGNOSTICS LLC			1	100%	1
SAINT PETE MRI			1	100%	1
NEW MILFORD HOSPITAL			1	100%	1
MORNINGSIDE NURSING AND REHABILITATION		1			1
CVS NJ715POCT WAYNE		1			1
CONVENIENT MEDICAL AND HEALTH SERVICES			1	100%	1
FAMILY PRACTICE ASSOCIATES		1			1
ST VINCENTS OUTPATIENT IMAGING		1			1
UNLIMITED MEDICAL SERVICES OF FL PL DBA		1			1
CVS SC7334POCT LEXINGTON		1			1
Kroger 672 - The Little Clinic Bill Kennedy & Glenwood		1			1
WALKIN MEDICAL URGENT CARE,NEW CITY			1	100%	1
SOUTH TEXAS HEALTH SYSTEM ER - WARE ROAD			1	100%	1
NAVARRO MEDICAL CENTERS LLC			1	100%	1
LAREDO EMERGENCY ROOM			1	100%	1
DOCTORS AFTER HOURS URGENT CARE CENTER			1	100%	1
DR JAMES D FORBES FAMILY CARE CENTER			1	100%	1
HOSPICE OF MARION COUNTY INC			1	100%	1
WELLMED AT BRANDON REGIONAL		1			1
PCR DIAGNOSTICS			1	100%	1
TRIHEALTH			1	100%	1
CHP COVID-19 (TX)			1	100%	1
DIXITKUMAR N MODI MD PA			1	100%	1
FLORIDA DEPARTMENT OF HEALTH PALM BEACH COUNTY			1	100%	1
VELOCITY URGENT CARE - REDMILL			1	100%	1
ACCURATE HEALTH SERVICES CORP			1	100%	1
MICROBIOLOGY DEPARTMENT			1	100%	1
CAH ACQUISITION COMPANY 11 LLC			1	100%	1
CHIEFLAND MEDICAL CENTER			1	100%	1
PALM WEST INTERNIST PA			1	100%	1
UNITED HEALTHCARE			1	100%	1
FIRST CARE OF GAINESVILLE			1	100%	1
APOLLOMDX LLC			1	100%	1
Kroger 929 - The Little Clinic Corryville		1			1
HAVASU REGIONAL MEDICAL CENTER			1	100%	1
RESTORE MEDICAL PARTNERS PLLC			1	100%	1
MEDEXPRESS URGENT CARE - DANVILLE		1			1
BRUSHY CREEK FAMILY HOSPITAL			1	100%	1
CARESPOT - LEE VISTA			1	100%	1
FLORIDA DEPARTMENT OF HEALTH IN CITRUS COUNTY		1			1
TITUSVILLE TOWERS ASSISTED LIVING		1			1
RURAL/METRO MIDSOUTH,		1			1
CENTRAL CAROLINA HOSPITAL			1	100%	1

COVID-19: testing by laboratory

Data through Feb 12, 2021 verified as of Feb 13, 2021 at 09:25 AM

Data in this report are provisional and subject to change.

The numbers in the table below represent the number of Florida and non-Florida residents for whom test results were received by the Department of Health. A person can be tested by more than one laboratory and can have both positive and negative results. **Therefore, the sum of the numbers in each column will be larger than the total number of people tested.**

Reporting lab	Inconclusive	Negative	Positive	Percent positive	Total
UNIVERSITY OF VERMONT MEDICAL CENTER			1	100%	1
NEW YORK UNIVERSITY MEDICAL CENTER			1	100%	1
WEST FLORIDA HOSPITAL LABORATORY			1	100%	1
Regency Square			1	100%	1
NORDX			1	100%	1
APS-SUMMIT CARE PHARMACY, LLC DBA OMNICARE		1			1
WRIGHT PATTERSON AFB MEDICAL CENTER			1	100%	1
SISTERS MISSION			1	100%	1
SANTA BARABARA ALF LLC (THE WINDSOR)			1	100%	1
CURELOGICS WOUND CARE & HYPERBARIC CENTER		1			1
MOUNT SINAI MEDICAL CENTER AVENTURA ER			1	100%	1
F W HUSTON MEDICAL CENTER SENIOR LIVIN		1			1
WEST COCOA PHARMACY			1	100%	1
SUPREME LABORATORY			1	100%	1
Chestnut Ridge Nursing & Rehab		1			1
WALGREENS #06025		1			1
FLORIDA HOSPITAL LAB			1	100%	1
Florida Baptist Retirement Center		1			1
HABANA HEALTH CARE CENTER			1	100%	1
CVS NC3853POCT BURLINGTON		1			1
PM PEDIATRICS OF BAYSIDE PLLC - BELLER		1			1
EDWARD HOSPITAL			1	100%	1
PUBLIX PHARMACY #0332		1			1
MEDEXPRESS URGENT CARE - PATRICK STREE			1	100%	1
SHELBYVILLE HOSPITAL COMPANY		1			1
Valley View Health and Rehabilitation, LLC		1			1
VELOCITY URGENT CARE - LITTLE CREEK			1	100%	1
MEDERI CARETENDERS VS OF SE FL LLC DBA			1	100%	1
ALLIED PEDIATRICS & FAMILY MEDICINE			1	100%	1
Total	85,297	15,620,610	2,338,601	13%	18,044,508