

COVID-19: summary of cases and monitoring

Data through Feb 11, 2021 verified as of Feb 12, 2021 at 09:25 AM

Data in this report are provisional and subject to change.

Cases: people with positive PCR or antigen test result

Total cases

Florida residents	1,781,450
Non-Florida residents	32,972

Type of testing

Florida residents	1,781,450
Positive by BPHL/CDC	65,346
Positive by commercial/hospital lab	1,716,104
PCR positive	1,458,398
Antigen positive	323,052
Non-Florida residents	32,972
Positive by BPHL/CDC	830
Positive by commercial/hospital lab	32,142
PCR positive	23,081
Antigen positive	9,891

Characteristics

Florida residents hospitalized	75,734
Florida resident deaths	28,565
Non-Florida resident deaths	496

Hospitalized counts include anyone who was hospitalized at some point during their illness. It does not reflect the number of people currently hospitalized.

More information on deaths identified through death certificate data is available on the National Center for Health Statistics website at www.cdc.gov/nchs/nvss/vsrr/COVID19/index.htm.

Cases: people with positive PCR or antigen test result

Risk factors for Florida residents

Traveled	14,357
Contact with a known case	677,067
Traveled and contact with a known case	19,569
Neither	1,070,457
No travel and no contact	205,005
Travel is unknown	632,063
Contact is unknown	390,115
Contact is pending	414,604

Travel can be unknown and contact can be unknown or pending for the same case, these numbers will sum to more than the "neither" total.

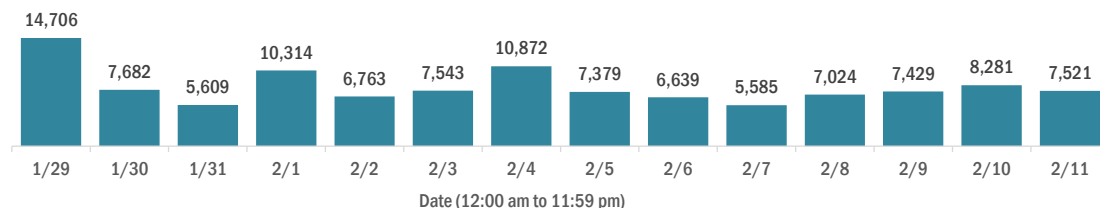
COVID-19: summary of laboratory testing

Data through Feb 11, 2021 verified as of Feb 12, 2021 at 09:25 AM

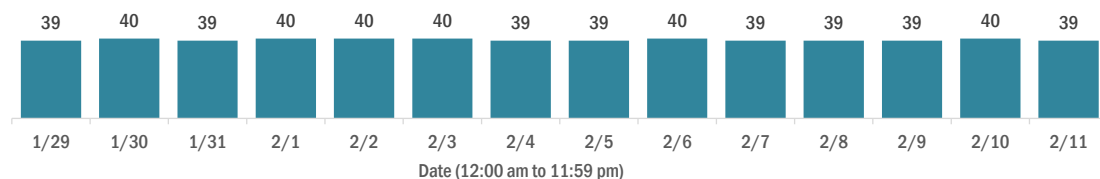
Data in this report are provisional and subject to change.

Cases in Florida residents per day for the past 2 weeks

Number of cases per day



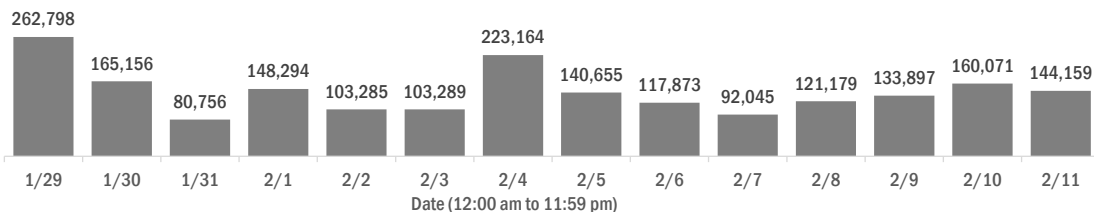
Median age of cases by day



Laboratory testing for Florida residents over the past 2 weeks

Number of Florida residents tested per day

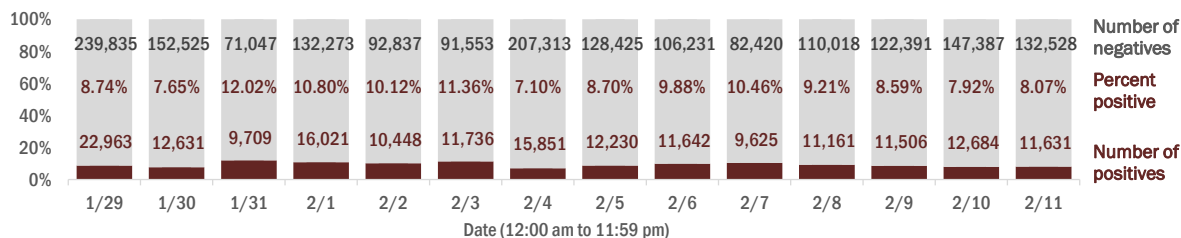
These counts include the number of people for whom the Department received PCR or antigen laboratory results by day. People tested on multiple days will be included for each day a new result was received. A person is only counted once for each day they are tested, regardless of whether multiple specimens are tested or multiple results are received.



Number and percent of Florida residents with positive test results

The percent of positive results ranged from 7.10% to 12.02% over the past 2 weeks and was 8.07% yesterday.

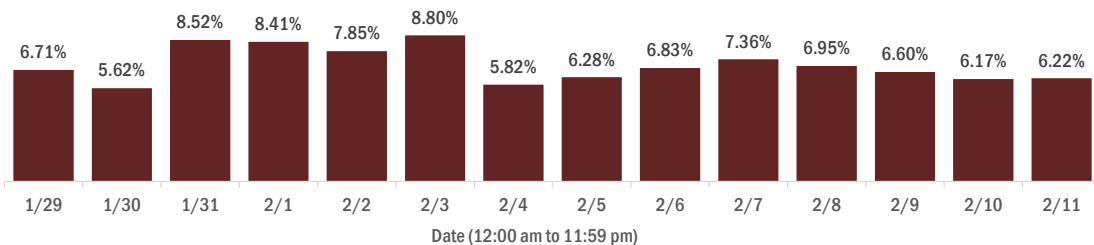
These counts include the number of people for whom the Department received PCR or antigen laboratory results by day. People tested on multiple days will be included for each day a new result was received. A person is only counted once for each day they are tested, regardless of whether multiple specimens are tested or multiple results are received. If a person has a positive specimen and a negative specimen in the same day, only the positive result is counted.



Percent positivity for new cases in Florida residents

The percent of positive results ranged from 5.62% to 8.80% over the past 2 weeks and was 6.22% yesterday.

This percent is the number of people who test PCR- or antigen-positive for the first time divided by all the people tested that day, excluding people who have previously tested positive.



COVID-19: characteristics of 1,781,450 Florida resident cases

Data through Feb 11, 2021 verified as of Feb 12, 2021 at 09:25 AM

Data in this report are provisional and subject to change.

Age group	Cases		Hospitalizations		Deaths	
0-4 years	34,615	2%	491	1%	0	0%
5-14 years	106,622	6%	469	1%	5	0%
15-24 years	274,131	15%	1,865	2%	39	0%
25-34 years	310,617	17%	3,710	5%	148	1%
35-44 years	275,744	15%	5,590	7%	432	2%
45-54 years	271,693	15%	8,655	11%	1,065	4%
55-64 years	234,766	13%	12,770	17%	3,035	11%
65-74 years	149,168	8%	15,792	21%	6,042	21%
75-84 years	83,186	5%	15,706	21%	8,698	30%
85+ years	39,656	2%	10,681	14%	9,101	32%
Unknown	1,252	0%	5	0%	0	0%
Total	1,781,450		75,734		28,565	

Gender	Cases	
Female	931,221	52%
Male	836,937	47%
Unknown	13,292	1%
Total	1,781,450	

Ethnicity	Cases		Hospitalizations		Deaths	
Hispanic	562,572	32%	19,331	26%	6,628	23%
Non-Hispanic	845,294	47%	52,556	69%	19,921	70%
Unknown	373,584	21%	3,847	5%	2,016	7%
Total	1,781,450		75,734		28,565	

Race and ethnicity	Cases		Hospitalizations		Deaths	
White	986,770	55%	49,126	65%	20,743	73%
Hispanic	374,783	21%	13,647	18%	5,207	18%
Non-Hispanic	536,438	30%	33,887	45%	14,535	51%
Unknown	75,549	4%	1,592	2%	1,001	4%
Black	234,608	13%	15,771	21%	4,570	16%
Hispanic	13,477	1%	655	1%	184	1%
Non-Hispanic	200,911	11%	14,772	20%	4,213	15%
Unknown	20,220	1%	344	0%	173	1%
Other race	262,423	15%	8,603	11%	2,328	8%
Hispanic	132,487	7%	4,561	6%	1,065	4%
Non-Hispanic	89,384	5%	3,645	5%	1,065	4%
Unknown	40,552	2%	397	1%	198	1%
Unknown race	297,649	17%	2,234	3%	924	3%
Hispanic	41,825	2%	468	1%	172	1%
Non-Hispanic	18,561	1%	252	0%	108	0%
Unknown	237,263	13%	1,514	2%	644	2%
Total	1,781,450		75,734		28,565	

Hospitalization counts include anyone who was hospitalized at some point during their illness. It does not reflect the number of people currently hospitalized. **Other race** includes any person with a race of American Indian/Alaskan native, Asian, native Hawaiian/Pacific Islander, or other.

COVID-19: deaths in Florida residents and staff of long-term care facilities

Data through Feb 11, 2021 verified as of Feb 12, 2021 at 09:25 AM

Data in this report are provisional and subject to change.

For current cases in residents or staff of long-term care facilities, please visit: <https://floridahealthcovid19.gov/>

County	Deaths		County	Deaths		County	Deaths	
Palm Beach	974	10%	Martin	147	1%	Gilchrist	17	0%
Dade	964	10%	Hernando	137	1%	Calhoun	14	0%
Pinellas	827	8%	Osceola	127	1%	Gadsden	14	0%
Broward	599	6%	Charlotte	122	1%	Gulf	14	0%
Hillsborough	511	5%	Indian River	111	1%	Wakulla	14	0%
Polk	398	4%	Clay	109	1%	Bradford	13	0%
Brevard	361	4%	Bay	84	1%	Washington	13	0%
Sarasota	356	4%	Jackson	84	1%	Baker	12	0%
Duval	348	3%	Leon	84	1%	Jefferson	10	0%
Orange	345	3%	St. Johns	78	1%	Holmes	9	0%
Lee	330	3%	Highlands	77	1%	Flagler	8	0%
Volusia	260	3%	Santa Rosa	73	1%	Lafayette	8	0%
Escambia	256	3%	Alachua	58	1%	Desoto	6	0%
Marion	234	2%	Suwannee	56	1%	Franklin	6	0%
St. Lucie	227	2%	Columbia	47	0%	Levy	5	0%
Seminole	213	2%	Sumter	44	0%	Monroe	4	0%
Pasco	208	2%	Nassau	32	0%	Taylor	3	0%
Lake	190	2%	Putnam	31	0%	Dixie	2	0%
Collier	177	2%	Walton	24	0%	Hardee	2	0%
Manatee	176	2%	Hendry	23	0%	Hamilton	1	0%
Citrus	163	2%	Okeechobee	23	0%	Liberty	1	0%
Okaloosa	151	2%	Madison	19	0%	Total	10,034	

Note: cases are summarized by the county of usual residence. Residents and staff may be cases associated with facilities that are not in their county of usual residence, resulting in cases being included below for counties that do not have facilities with known cases.

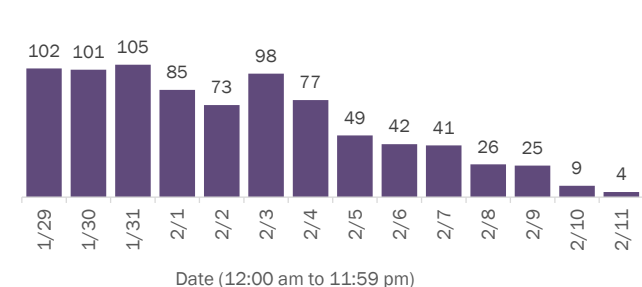
COVID-19: cases in Florida residents who have died

Data through Feb 11, 2021 verified as of Feb 12, 2021 at 09:25 AM

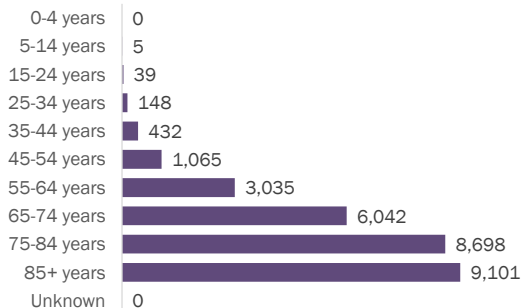
Data in this report are provisional and subject to change.

Demographics for all identified COVID-19 deaths: 28,565

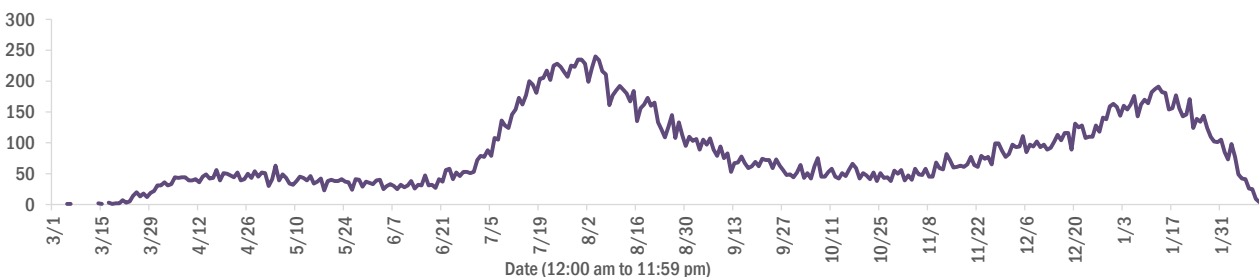
Deaths by date of death for the past 2 weeks



Deaths by age group



Deaths by date of death since March 2020



Age group	Deaths	Cases	Case fatality rate	Mortality rate per 100,000 population
0-4 years	0	34,615	0.0%	0.0
5-14 years	5	106,622	0.0%	0.2
15-24 years	39	274,131	0.0%	1.6
25-34 years	148	310,617	0.0%	5.2
35-44 years	432	275,744	0.2%	16.6
45-54 years	1,065	271,693	0.4%	38.2
55-64 years	3,035	234,766	1.3%	104.9
65-74 years	6,042	149,168	4.1%	249.0
75-84 years	8,698	83,186	10.5%	619.4
85+ years	9,101	39,656	22.9%	1575.8
Unknown	0	1,252	0.0%	
Total	28,565	1,781,450	1.6%	132.2

Race	Deaths	Cases	Case fatality rate	Mortality rate per 100,000 population
Other	2,328	262,423	0.9%	187.1
White	20,743	986,770	2.1%	124.2
Black	4,570	234,608	1.9%	124.9
Unknown	924	297,649	0.3%	
Total	28,565	1,781,450	1.6%	132.2

Gender	Deaths	Cases	Case fatality rate	Mortality rate per 100,000 population
Female	12,577	931,221	1.4%	113.9
Male	15,988	836,937	1.9%	151.4
Unknown	0	13,292	0.0%	
Total	28,565	1,781,450	1.6%	132.2

Ethnicity	Deaths	Cases	Case fatality rate	Mortality rate per 100,000 population
Non-Hispanic	19,921	845,294	2.4%	125.1
Hispanic	6,628	562,572	1.2%	116.7
Unknown	2,016	373,584	0.5%	
Total	28,565	1,781,450	1.6%	132.2

COVID-19: characteristics of 1,781,450 cases

Data through Feb 11, 2021 verified as of Feb 12, 2021 at 09:25 AM

Data in this report are provisional and subject to change.

Tables below include cases in Florida residents and non-Florida residents.

All 67 Florida counties have cases:

County	FL resident cases		Non-FL resident cases	Total cases	FL resident deaths	FL death rate
Dade	386,283	<div><div></div></div> 22%	4,879	391,162	5,121	1.3%
Broward	181,128	<div><div></div></div> 10%	2,096	183,224	2,229	1.2%
Palm Beach	111,568	<div><div></div></div> 6%	1,889	113,457	2,315	2.1%
Orange	107,214	<div><div></div></div> 6%	1,403	108,617	1,015	0.9%
Hillsborough	104,744	<div><div></div></div> 6%	877	105,621	1,395	1.3%
Duval	84,387	<div><div></div></div> 5%	1,377	85,764	1,012	1.2%
Pinellas	61,259	<div><div></div></div> 3%	1,529	62,788	1,372	2.2%
Lee	53,406	<div><div></div></div> 3%	1,770	55,176	849	1.6%
Polk	53,557	<div><div></div></div> 3%	368	53,925	1,050	2.0%
Osceola	34,591	<div><div></div></div> 2%	559	35,150	400	1.2%
Volusia	32,505	<div><div></div></div> 2%	529	33,034	604	1.9%
Escambia	29,216	<div><div></div></div> 2%	3,374	32,590	585	2.0%
Brevard	31,197	<div><div></div></div> 2%	544	31,741	697	2.2%
Pasco	31,092	<div><div></div></div> 2%	279	31,371	600	1.9%
Manatee	29,544	<div><div></div></div> 2%	574	30,118	547	1.9%
Collier	28,016	<div><div></div></div> 2%	962	28,978	428	1.5%
Leon	27,109	<div><div></div></div> 2%	828	27,937	260	1.0%
Marion	26,006	<div><div></div></div> 1%	105	26,111	673	2.6%
Sarasota	24,749	<div><div></div></div> 1%	1,129	25,878	676	2.7%
Seminole	25,421	<div><div></div></div> 1%	185	25,606	398	1.6%
Lake	22,905	<div><div></div></div> 1%	310	23,215	503	2.2%
Alachua	21,449	<div><div></div></div> 1%	244	21,693	191	0.9%
St. Lucie	20,644	<div><div></div></div> 1%	128	20,772	522	2.5%
St. Johns	19,140	<div><div></div></div> 1%	261	19,401	180	0.9%
Okaloosa	17,637	<div><div></div></div> 1%	186	17,823	307	1.7%
Bay	17,113	<div><div></div></div> 1%	670	17,783	315	1.8%
Santa Rosa	16,181	<div><div></div></div> 1%	209	16,390	238	1.5%
Clay	16,093	<div><div></div></div> 1%	36	16,129	283	1.8%
Hernando	10,492	<div><div></div></div> 1%	80	10,572	368	3.5%
Indian River	10,301	<div><div></div></div> 1%	85	10,386	250	2.4%
Charlotte	10,043	<div><div></div></div> 1%	151	10,194	323	3.2%
Martin	9,854	<div><div></div></div> 1%	181	10,035	262	2.7%
Citrus	9,177	<div><div></div></div> 1%	75	9,252	362	3.9%
Sumter	7,472	<div><div></div></div> 0%	79	7,551	215	2.9%
Columbia	7,428	<div><div></div></div> 0%	36	7,464	148	2.0%

County	FL resident cases		Non-FL resident cases	Total cases	FL resident deaths	FL death rate
Nassau	6,998	<div><div></div></div> 0%	408	7,406	105	1.5%
Highlands	6,809	<div><div></div></div> 0%	66	6,875	282	4.1%
Walton	6,083	<div><div></div></div> 0%	689	6,772	76	1.2%
Jackson	5,740	<div><div></div></div> 0%	63	5,803	138	2.4%
Putnam	5,663	<div><div></div></div> 0%	16	5,679	110	1.9%
Flagler	5,517	<div><div></div></div> 0%	67	5,584	76	1.4%
Monroe	5,247	<div><div></div></div> 0%	294	5,541	42	0.8%
Gadsden	5,281	<div><div></div></div> 0%	15	5,296	77	1.5%
Suwannee	4,956	<div><div></div></div> 0%	26	4,982	119	2.4%
Hendry	4,156	<div><div></div></div> 0%	18	4,174	62	1.5%
Desoto	3,507	<div><div></div></div> 0%	17	3,524	69	2.0%
Okeechobee	3,373	<div><div></div></div> 0%	32	3,405	69	2.0%
Unknown	363	<div><div></div></div> 0%	3,025	3,388	0	0.0%
Baker	3,197	<div><div></div></div> 0%	15	3,212	54	1.7%
Wakulla	3,076	<div><div></div></div> 0%	13	3,089	48	1.6%
Bradford	2,754	<div><div></div></div> 0%	13	2,767	48	1.7%
Levy	2,719	<div><div></div></div> 0%	9	2,728	25	0.9%
Hardee	2,681	<div><div></div></div> 0%	13	2,694	25	0.9%
Taylor	2,565	<div><div></div></div> 0%	6	2,571	38	1.5%
Washington	2,538	<div><div></div></div> 0%	20	2,558	39	1.5%
Holmes	2,113	<div><div></div></div> 0%	31	2,144	41	1.9%
Madison	1,884	<div><div></div></div> 0%	25	1,909	39	2.1%
Gulf	1,768	<div><div></div></div> 0%	23	1,791	35	2.0%
Union	1,703	<div><div></div></div> 0%	1	1,704	70	4.1%
Calhoun	1,576	<div><div></div></div> 0%	3	1,579	36	2.3%
Lafayette	1,546	<div><div></div></div> 0%	0	1,546	24	1.6%
Hamilton	1,527	<div><div></div></div> 0%	17	1,544	21	1.4%
Dixie	1,425	<div><div></div></div> 0%	3	1,428	15	1.1%
Jefferson	1,343	<div><div></div></div> 0%	22	1,365	22	1.6%
Gilchrist	1,287	<div><div></div></div> 0%	3	1,290	28	2.2%
Franklin	1,235	<div><div></div></div> 0%	29	1,264	11	0.9%
Liberty	1,022	<div><div></div></div> 0%	1	1,023	14	1.4%
Glades	877	<div><div></div></div> 0%	2	879	14	1.6%
Total	1,781,450		32,972	1,814,422	28,565	1.6%

COVID-19: characteristics of 1,781,450 Florida resident cases

Data through Feb 11, 2021 verified as of Feb 12, 2021 at 09:25 AM

Data in this report are provisional and subject to change.

The table below includes the cities and counties of residence for cases in Florida residents based on the patient's ZIP Code. Note that city is not always received as part of the initial notification and may be missing while the case is being investigated.

City and county	Cases
Miami, Dade	224,094
Orlando, Orange	79,625
Jacksonville, Duval	79,280
Tampa, Hillsborough	61,379
Hialeah, Dade	54,526
Fort Lauderdale, Broward	39,146
Hollywood, Broward	34,771
West Palm Beach, Palm Beach	27,341
Kissimmee, Osceola	26,784
Tallahassee, Leon	26,148
Pensacola, Escambia	24,258
Naples, Collier	23,597
Homestead, Dade	23,102
Saint Petersburg, Pinellas	22,677
Fort Myers, Lee	21,162
Bradenton, Manatee	19,366
Ocala, Marion	19,264
Boca Raton, Palm Beach	18,877
Lakeland, Polk	18,673
Pompano Beach, Broward	17,800
Gainesville, Alachua	17,092
Sarasota, Sarasota	15,258
Lake Worth, Palm Beach	13,609
Port Saint Lucie, St. Lucie	13,585
Cape Coral, Lee	13,413
Clearwater, Pinellas	12,036
Miami Beach, Dade	11,973
Miramar, Broward	11,831
Panama City, Bay	10,884
Boynton Beach, Palm Beach	10,789
Doral, Dade	10,510
Saint Augustine, St. Johns	10,304
Coral Springs, Broward	10,304
Miami Gardens, Dade	10,131
Melbourne, Brevard	9,151
Winter Haven, Polk	9,019
Delray Beach, Palm Beach	8,501
Lehigh Acres, Lee	8,394
Riverview, Hillsborough	7,956
Vero Beach, Indian River	7,903
Milton, Santa Rosa	7,868
Davie, Broward	7,798
New Port Richey, Pasco	7,208
Sunrise, Broward	7,089
Palm Bay, Brevard	7,088
Fort Pierce, St. Lucie	6,930
Coral Gables, Dade	6,876
Lake City, Columbia	6,794
Saint Cloud, Osceola	6,769
Daytona Beach, Volusia	6,720
Largo, Pinellas	6,717
Orange Park, Clay	6,599
Apopka, Orange	6,445
Spring Hill, Hernando	6,274
Plantation, Broward	6,122
Clermont, Lake	6,053
North Miami Beach, Dade	6,043
Brandon, Hillsborough	6,005

COVID-19: characteristics of 1,781,450 Florida resident cases

Data through Feb 11, 2021 verified as of Feb 12, 2021 at 09:25 AM

Data in this report are provisional and subject to change.

The table below includes the cities and counties of residence for cases in Florida residents based on the patient's ZIP Code. Note that city is not always received as part of the initial notification and may be missing while the case is being investigated.

City and county	Cases
Davenport, Polk	5,982
Plant City, Hillsborough	5,687
Weston, Broward	5,683
Sanford, Seminole	5,613
Jupiter, Palm Beach	5,577
Deltona, Volusia	5,558
Deerfield Beach, Broward	5,297
Winter Garden, Orange	5,198
Port Charlotte, Charlotte	4,942
Fort Walton Beach, Okaloosa	4,926
Tamarac, Broward	4,835
Crestview, Okaloosa	4,670
Stuart, Martin	4,664
Palm Coast, Flagler	4,661
Wesley Chapel, Pasco	4,551
Land O Lakes, Pasco	4,437
Coconut Creek, Broward	4,413
Deland, Volusia	4,399
Palm Beach Gardens, Palm Beach	4,361
Palmetto, Manatee	4,314
Margate, Broward	4,291
Winter Park, Orange	4,259
Palm Harbor, Pinellas	4,226
Miami Lakes, Dade	4,184
Wellington, Palm Beach	4,129
Oviedo, Seminole	4,107
Opa Locka, Dade	3,960
Altamonte Springs, Seminole	3,915
Middleburg, Clay	3,909
Live Oak, Suwannee	3,886
Port Orange, Volusia	3,849
Haines City, Polk	3,798
Lutz, Hillsborough	3,789
Venice, Sarasota	3,747
North Port, Sarasota	3,729
Brooksville, Hernando	3,664
Punta Gorda, Charlotte	3,658
Leesburg, Lake	3,648
Sebring, Highlands	3,645
Ocoee, Orange	3,634
Valrico, Hillsborough	3,589
Hallandale, Broward	3,583
Saint Johns, St. Johns	3,538
The Villages, Sumter	3,528
Pembroke Pines, Broward	3,427
Arcadia, Desoto	3,406
Ormond Beach, Volusia	3,396
Bonita Springs, Lee	3,385
Okeechobee, Okeechobee	3,362
Seminole, Pinellas	3,339
Navarre, Santa Rosa	3,310
Zephyrhills, Pasco	3,234
Immokalee, Collier	3,175
Windermere, Orange	3,117
Longwood, Seminole	3,090
Gulf Breeze, Santa Rosa	3,074
Pinellas Park, Pinellas	3,073
North Lauderdale, Broward	2,985
Cantonment, Escambia	2,950

COVID-19: characteristics of 1,781,450 Florida resident cases

Data through Feb 11, 2021 verified as of Feb 12, 2021 at 09:25 AM

Data in this report are provisional and subject to change.

The table below includes the cities and counties of residence for cases in Florida residents based on the patient's ZIP Code. Note that city is not always received as part of the initial notification and may be missing while the case is being investigated.

City and county	Cases
Ruskin, Hillsborough	2,936
Niceville, Okaloosa	2,932
North Miami, Dade	2,909
Cocoa, Brevard	2,890
Quincy, Gadsden	2,810
Jacksonville Beach, Duval	2,795
Panama City Beach, Bay	2,779
Crawfordville, Wakulla	2,759
Cutler Ridge, Dade	2,750
Lake Worth Beach, Palm Beach	2,736
Key West, Monroe	2,705
Palatka, Putnam	2,633
Casselberry, Seminole	2,591
Bartow, Polk	2,586
Hudson, Pasco	2,573
Dade City, Pasco	2,572
Fernandina Beach, Nassau	2,545
Green Cove Springs, Clay	2,525
Port Richey, Pasco	2,521
North Fort Myers, Lee	2,483
Perry, Taylor	2,416
Oakland Park, Broward	2,410
Ponte Vedra Beach, St. Johns	2,401
Titusville, Brevard	2,385
Lake Mary, Seminole	2,380
Auburndale, Polk	2,371
Winter Springs, Seminole	2,364
Kissimmee, Polk	2,351
Marianna, Jackson	2,307
New Smyrna Beach, Volusia	2,286
Lynn Haven, Bay	2,286
Aventura, Dade	2,281
Lake Wales, Polk	2,265
Merritt Island, Brevard	2,242
Tarpon Springs, Pinellas	2,232
Inverness, Citrus	2,201
Clewiston, Hendry	2,192
Belle Glade, Palm Beach	2,131
Fleming Island, Clay	2,117
Santa Rosa Beach, Walton	2,073
Eustis, Lake	2,069
Royal Palm Beach, Palm Beach	2,040
Wimauma, Hillsborough	2,015
Estero, Lee	1,999
Parkland, Broward	1,992
Defuniak Springs, Walton	1,984
Chipley, Washington	1,980
Cooper City, Broward	1,978
Dunedin, Pinellas	1,949
Loxahatchee, Palm Beach	1,931
Holiday, Pasco	1,870
Starke, Bradford	1,855
Key Biscayne, Dade	1,853
Labelle, Hendry	1,847
Rockledge, Brevard	1,844
Destin, Okaloosa	1,837
Sarasota, Manatee	1,821
Mount Dora, Lake	1,782
Avon Park, Highlands	1,762

COVID-19: characteristics of 1,781,450 Florida resident cases

Data through Feb 11, 2021 verified as of Feb 12, 2021 at 09:25 AM

Data in this report are provisional and subject to change.

The table below includes the cities and counties of residence for cases in Florida residents based on the patient's ZIP Code. Note that city is not always received as part of the initial notification and may be missing while the case is being investigated.

City and county	Cases
Odessa, Hillsborough	1,758
Mulberry, Polk	1,752
Parrish, Manatee	1,741
Palm City, Martin	1,736
Tavares, Lake	1,709
Riviera Beach, Palm Beach	1,674
Seffner, Hillsborough	1,645
Yulee, Nassau	1,641
Summerfield, Marion	1,640
Maccleddy, Baker	1,562
Wauchula, Hardee	1,561
Groveland, Lake	1,544
Pinecrest, Dade	1,525
Mayo, Lafayette	1,521
Bonifay, Holmes	1,517
Coconut Grove, Dade	1,511
Maitland, Orange	1,483
Callahan, Nassau	1,476
Carol City, Dade	1,472
Crossings, Dade	1,468
Orange City, Volusia	1,468
Ponte Vedra, St. Johns	1,459
Sebastian, Indian River	1,452
Lithia, Hillsborough	1,447
Missing, Dade	1,445
Crystal River, Citrus	1,390
Lady Lake, Lake	1,378
Homosassa, Citrus	1,371
Palmetto Bay, Dade	1,350
Lake Butler, Union	1,319
Pace, Santa Rosa	1,298
Dania, Broward	1,292
Lake Placid, Highlands	1,287
Atlantic Beach, Duval	1,266
Madison, Madison	1,259
Sun City Center, Hillsborough	1,255
Gibson, Hillsborough	1,249
Biscayne Park, Dade	1,245
Florida City, Dade	1,232
Monticello, Jefferson	1,229
Dover, Hillsborough	1,218
Indiantown, Martin	1,198
Oldsmar, Pinellas	1,196
Hobe Sound, Martin	1,191
Graceville, Jackson	1,190
Dunnellon, Marion	1,187
Edgewater, Volusia	1,185
Alachua, Alachua	1,184
Apollo Beach, Hillsborough	1,153
Palm Springs, Palm Beach	1,150
Century, Escambia	1,132
Debary, Volusia	1,123
Bellevue, Marion	1,104
North Palm Beach, Palm Beach	1,076
Newberry, Alachua	1,075
Lantana, Palm Beach	1,063
South Miami, Dade	1,057
Havana, Gadsden	1,042
Lecanto, Citrus	1,041

COVID-19: characteristics of 1,781,450 Florida resident cases

Data through Feb 11, 2021 verified as of Feb 12, 2021 at 09:25 AM

Data in this report are provisional and subject to change.

The table below includes the cities and counties of residence for cases in Florida residents based on the patient's ZIP Code. Note that city is not always received as part of the initial notification and may be missing while the case is being investigated.

City and county	Cases
El Portal, Dade	1,032
Hilliard, Nassau	1,028
Williston, Levy	1,014
Jasper, Hamilton	1,007
Blountstown, Calhoun	1,002
Beverly Hills, Citrus	974
Freeport, Walton	969
Safety Harbor, Pinellas	966
Jensen Beach, Martin	957
Ellenton, Manatee	953
Satellite Beach, Brevard	945
Sanderson, Baker	918
Wewahitchka, Gulf	911
Wildwood, Sumter	901
Lauderhill, Broward	901
Trenton, Gilchrist	900
Everglades National Park, Dade	892
Keystone Heights, Clay	892
Nokomis, Sarasota	869
Mary Esther, Okaloosa	859
Fellsmere, Indian River	853
Hernando, Citrus	853
Wilton Manors, Broward	850
Englewood, Charlotte	846
Frostproof, Polk	846
Port Saint Joe, Gulf	829
Bushnell, Sumter	829
Fisher Island, Dade	828
Polk City, Polk	822
Moore Haven, Glades	822
Coleman, Sumter	819
Dunnellon, Citrus	817
Key Largo, Monroe	810
Bristol, Liberty	793
Shalimar, Okaloosa	789
Medley, Dade	787
Cross City, Dixie	779
Lauderdale Lakes, Broward	764
Pahokee, Palm Beach	749
South Bay, Palm Beach	742
Marco Island, Collier	726
Glen Saint Mary, Baker	712
Cocoa Beach, Brevard	709
Uleta, Dade	704
Olympia Heights, Dade	703
Chattahoochee, Gadsden	701
High Springs, Alachua	701
Fort Meade, Polk	699
Coral, Dade	679
Minneola, Lake	677
Chiefland, Levy	676
Crescent City, Putnam	669
Englewood, Sarasota	669
Indialantic, Brevard	667
Interlachen, Putnam	666
Miramar Beach, Walton	664
Sorrento, Lake	663
Thonotosassa, Hillsborough	653
Trinity, Pasco	652

COVID-19: characteristics of 1,781,450 Florida resident cases

Data through Feb 11, 2021 verified as of Feb 12, 2021 at 09:25 AM

Data in this report are provisional and subject to change.

The table below includes the cities and counties of residence for cases in Florida residents based on the patient's ZIP Code. Note that city is not always received as part of the initial notification and may be missing while the case is being investigated.

City and county	Cases
Lawtey, Bradford	645
Spring Hill, Pasco	643
Marathon, Monroe	628
Fruitland Park, Lake	628
Bowling Green, Hardee	626
Jacksonville, St. Johns	614
Southwest Ranches, Broward	610
Fort Myers Beach, Lee	600
Lake Alfred, Polk	597
Neptune Beach, Duval	595
Old Town, Dixie	595
Fort White, Columbia	582
Umatilla, Lake	578
West Melbourne, Brevard	568
Baker, Okaloosa	541
Sneads, Jackson	535
Belle Isle, Orange	526
Bronson, Levy	524
Carrabelle, Franklin	519
South Daytona, Volusia	517
Clearwater Beach, Pinellas	516
Silver Springs, Marion	508
Jay, Santa Rosa	503
Palm Beach, Palm Beach	493
Weeki Wachee, Hernando	493
Gulfport, Pinellas	488
Sweetwater, Dade	475
Cottondale, Jackson	464
Hawthorne, Alachua	464
Mascotte, Lake	457
Molino, Escambia	447
Midway, Gadsden	447
Bunnell, Flagler	443
Zolfo Springs, Hardee	442
Citra, Marion	437
Oxford, Sumter	437
Oakland, Orange	435
East Palatka, Putnam	434
Surfside, Dade	433
Rotunda West, Charlotte	430
Florida State University, Leon	429
Melbourne Beach, Brevard	419
Myakka City, Manatee	410
Altha, Calhoun	409
Youngstown, Bay	406
Cape Canaveral, Brevard	405
Apalachicola, Franklin	405
Ocklawaha, Marion	400
Centerville, Leon	393
Tavernier, Monroe	390
Celebration, Osceola	387
Mims, Brevard	387
Flagler Beach, Flagler	385
Branford, Suwannee	385
Indian Harbour Beach, Brevard	377
Alva, Lee	376
Dundee, Polk	376
Bal Harbour, Dade	363
Archer, Alachua	362

COVID-19: characteristics of 1,781,450 Florida resident cases

Data through Feb 11, 2021 verified as of Feb 12, 2021 at 09:25 AM

Data in this report are provisional and subject to change.

The table below includes the cities and counties of residence for cases in Florida residents based on the patient's ZIP Code. Note that city is not always received as part of the initial notification and may be missing while the case is being investigated.

City and county	Cases
Hastings, St. Johns	356
Bell, Gilchrist	355
Raiford, Union	353
De Leon Springs, Volusia	350
Haverhill, Palm Beach	350
Webster, Sumter	341
Eagle Lake, Polk	336
Osprey, Sarasota	336
Grand Ridge, Jackson	328
West Miami, Dade	319
Floral City, Citrus	315
Holly Hill, Volusia	314
Pierson, Volusia	314
Greenville, Madison	309
Malone, Jackson	308
Jennings, Hamilton	306
Lake Park, Palm Beach	304
Vernon, Washington	303
Grand Island, Lake	298
Tequesta, Palm Beach	297
Satsuma, Putnam	296
Ave Maria, Collier	295
Chuluota, Seminole	293
Eastpoint, Franklin	293
Montverde, Lake	287
Westville, Holmes	286
Gotha, Orange	284
Lehigh, Lee	283
Indian Rocks Beach, Pinellas	281
Elkton, St. Johns	278
Laurel Hill, Okaloosa	273
Melrose, Putnam	273
Bryceville, Nassau	273
Reddick, Marion	268
Sebastian, Brevard	268
Alafaya, Orange	263
Valparaiso, Okaloosa	261
Greenwood, Jackson	259
Malabar, Brevard	259
Kenneth City, Pinellas	257
Ponce De Leon, Holmes	254
Winter Park, Seminole	252
Fort McCoy, Marion	251
San Antonio, Pasco	250
O'Brien, Suwannee	249
Belleair, Pinellas	243
Anthony, Marion	242
Lake Panasoffkee, Sumter	240
South Pasadena, Pinellas	231
Morriston, Levy	226
Edgewood, Orange	224
Geneva, Seminole	224
Sanibel, Lee	224
Inlet Beach, Walton	222
Greenacres, Palm Beach	220
Southport, Bay	220
Fountain, Bay	215
Gretna, Gadsden	214
Lee, Madison	214

COVID-19: characteristics of 1,781,450 Florida resident cases

Data through Feb 11, 2021 verified as of Feb 12, 2021 at 09:25 AM

Data in this report are provisional and subject to change.

The table below includes the cities and counties of residence for cases in Florida residents based on the patient's ZIP Code. Note that city is not always received as part of the initial notification and may be missing while the case is being investigated.

City and county	Cases
Hosford, Liberty	214
White Springs, Hamilton	213
Kindred, Osceola	207
Weirsdale, Marion	205
Wellborn, Suwannee	202
Bay Harbor Islands, Dade	196
Fern Park, Seminole	195
Hallandale Beach, Broward	195
University Of Central Fl, Orange	195
Mcdavid, Escambia	193
Missing, Volusia	192
Longboat Key, Manatee	191
Eglin Air Force Base, Okaloosa	190
Saint James City, Lee	188
Mcalpin, Suwannee	185
Azalea Park, Orange	182
Sopchoppy, Wakulla	180
Missing, Orange	180
Altoona, Lake	177
Holmes Beach, Manatee	176
Holt, Okaloosa	176
The Villages, Marion	176
Lakewood Ranch, Manatee	175
Alford, Jackson	173
Juno Beach, Palm Beach	173
Astatula, Lake	172
Islamorada, Monroe	171
Howey-In-The-Hills, Lake	170
Micanopy, Alachua	170
Babson Park, Polk	168
Zellwood, Orange	166
Madeira Beach, Pinellas	162
Poinciana, Polk	162
The Villages, Lake	162
Lauderdale By The Sea, Broward	157
Caryville, Washington	154
University Of Miami, Dade	153
Mangonia Park, Palm Beach	151
Atlantis, Palm Beach	151
Summerland Key, Monroe	148
Center Hill, Sumter	148
Bokeelia, Lee	148
Lockhart, Orange	145
Viera, Brevard	144
Odessa, Pasco	144
Lake Helen, Volusia	143
Bay Lake, Orange	141
Pomona Park, Putnam	141
Oak Hill, Volusia	140
Clair-Mel City, Hillsborough	139
Hiawassee, Orange	138
Rocky Point, Hillsborough	135
Golden Beach, Dade	132
Ponce Inlet, Volusia	131
University Of Fl, Alachua	131
Hollister, Putnam	131
Grant-Valkaria, Brevard	130
Osteen, Volusia	130
Citrus Springs, Citrus	129

COVID-19: characteristics of 1,781,450 Florida resident cases

Data through Feb 11, 2021 verified as of Feb 12, 2021 at 09:25 AM

Data in this report are provisional and subject to change.

The table below includes the cities and counties of residence for cases in Florida residents based on the patient's ZIP Code. Note that city is not always received as part of the initial notification and may be missing while the case is being investigated.

City and county	Cases
Hypoluxo, Palm Beach	129
Carrollwood, Hillsborough	124
Baldwin, Duval	122
Cutler Bay, Dade	121
Apopka, Seminole	121
San Mateo, Putnam	120
Hampton, Bradford	119
Clarksville, Calhoun	119
Matlacha, Lee	116
Lutz, Pasco	116
Sumterville, Sumter	116
Cloud Lake, Palm Beach	114
Steinhatchee, Taylor	112
Inglis, Levy	112
Paisley, Lake	111
Big Pine Key, Monroe	110
Placida, Charlotte	110
Kendall, Dade	110
Lake Hamilton, Polk	109
Christmas, Orange	108
Lady Lake, Sumter	106
Panacea, Wakulla	102
Buena Ventura Lakes, Osceola	100
Callaway, Bay	98
Lamont, Jefferson	98
South Fort Myers, Lee	97
Belleair Beach, Pinellas	97
Seville, Volusia	97
Temple Terrace, Hillsborough	96
Dinsmore, Duval	95
Canal Point, Palm Beach	94
Hurlburt Field, Okaloosa	93
Florahome, Putnam	92
Brooker, Bradford	92
Tierra Verde, Pinellas	91
University Of Central Florida, Orange	91
Harmony, Osceola	91
Astor, Lake	90
Waldo, Alachua	90
Bascom, Jackson	87
West Park, Broward	87
Lighthouse Point, Broward	86
Barefoot Bay, Brevard	84
Tyndall Air Force Base, Bay	84
Pinetta, Madison	83
Fruit Cove, St. Johns	82
Barry University, Dade	82
Cedar Key, Levy	81
Maitland, Seminole	81
Saint Leo, Pasco	78
Lorida, Highlands	78
University Of South Florida, Hillsborough	78
F M, Lee	78
Missing, Lee	77
Crystal Beach, Pinellas	77
Bradenton Beach, Manatee	75
Missing, St. Johns	75
Kathleen, Polk	73
Ocean Ridge, Palm Beach	73

COVID-19: characteristics of 1,781,450 Florida resident cases

Data through Feb 11, 2021 verified as of Feb 12, 2021 at 09:25 AM

Data in this report are provisional and subject to change.

The table below includes the cities and counties of residence for cases in Florida residents based on the patient's ZIP Code. Note that city is not always received as part of the initial notification and may be missing while the case is being investigated.

City and county	Cases
Palma Ceia, Hillsborough	73
Dania Beach, Broward	72
Avon Park, Polk	72
Welaka, Putnam	72
Patrick Air Force Base, Brevard	70
Sunny Isles Beach, Dade	70
Campbellton, Jackson	70
Ochopee, Collier	69
Saint Pete Beach, Pinellas	68
City Of Sunrise, Broward	68
Eatonville, Orange	68
Fort Denaud, Hendry	67
Air Mail Facility, Dade	67
Missing, Marion	66
Yalaha, Lake	65
Boca Grande, Lee	63
North Venice, Sarasota	63
Princeton, Dade	62
Greensboro, Gadsden	62
Stock Island, Monroe	62
Florida Gulf Coast Univ, Lee	61
Reunion, Osceola	59
Bonita Beach, Lee	58
Destin, Walton	58
Georgetown, Putnam	57
Orlando, Seminole	56
Bellview, Escambia	56
Mexico Beach, Bay	55
Cudjoe Key, Monroe	54
Anna Maria, Manatee	53
Missing, St. Lucie	52
Missing, Santa Rosa	52
Lake Suzy, Desoto	52
Orlando, Dade	52
Miami, Unknown	51
Micco, Brevard	51
North Redington Beach, Pinellas	51
Ona, Hardee	50
Treasure Island, Pinellas	50
Northdale, Hillsborough	50
Heathrow, Seminole	50
Walnut Hill, Escambia	49
Singer Island, Palm Beach	49
Salt Springs, Marion	48
Aloma, Orange	47
Cinco Bayou, Okaloosa	47
Felda, Hendry	47
Palm Beach Shores, Palm Beach	47
Miami Springs, Dade	46
Town N Country, Hillsborough	46
Okahumpka, Lake	45
Miromar Lakes, Lee	44
Terra Ceia, Manatee	44
Orlando, Osceola	44
Missing, Lake	44
Enterprise, Volusia	44
Highland City, Polk	43
Missing, Duval	43
Sewalls Point, Martin	42

COVID-19: characteristics of 1,781,450 Florida resident cases

Data through Feb 11, 2021 verified as of Feb 12, 2021 at 09:25 AM

Data in this report are provisional and subject to change.

The table below includes the cities and counties of residence for cases in Florida residents based on the patient's ZIP Code. Note that city is not always received as part of the initial notification and may be missing while the case is being investigated.

City and county	Cases
Florence Villa, Polk	41
Missing, Pasco	41
University Of Tampa, Hillsborough	41
Saint Johns, Duval	40
Village Of Wellington, Palm Beach	40
Intercession City, Osceola	40
Missing, Pinellas	40
Duette, Manatee	40
Ebro, Washington	39
Waverly, Polk	39
Manalapan, Palm Beach	39
Key Colony Beach, Monroe	39
Orlando, Broward	39
Gulf Breeze, Escambia	38
Eaton Park, Polk	38
Orlando, Volusia	37
Bayonet Point, Pasco	37
Ponte Vedra, Duval	37
Green Acres, Palm Beach	37
Florida International Univ, Dade	36
Orlando, Polk	36
Village Wellington, Palm Beach	35
Kenansville, Osceola	35
Florida A And M University, Leon	35
Flemington, Marion	34
Highland Beach, Palm Beach	34
Naranja, Dade	34
Pasadena, Pinellas	33
Lacoochee, Pasco	33
Missing, Palm Beach	33
Cortez, Manatee	32
Bay Pines, Pinellas	32
Hialeah Gardens, Dade	32
Dowling Park, Suwannee	32
Lulu, Columbia	31
Palm Shores, Brevard	31
Bagdad, Santa Rosa	31
Miami Shores, Dade	30
Eloise, Polk	30
Orlando, Hillsborough	29
Tice, Lee	29
Homeland, Polk	29
Bonita Springs, Collier	29
Penney Farms, Clay	28
Jupiter, Martin	28
Hallandale Beach, Broward	28
Pensacola Beach, Santa Rosa	27
Florida State, Leon	27
Caryville, Holmes	27
Mcintosh, Marion	27
Univ Of FI Student Dorms, Alachua	27
Nocatee, Desoto	27
Stetson University, Volusia	27
Homosassa Springs, Citrus	26
Saint Marks, Wakulla	26
South Palm Beach, Palm Beach	26
Miami, Broward	26
City Of Westlake, Palm Beach	26
Horseshoe Beach, Dixie	26

COVID-19: characteristics of 1,781,450 Florida resident cases

Data through Feb 11, 2021 verified as of Feb 12, 2021 at 09:25 AM

Data in this report are provisional and subject to change.

The table below includes the cities and counties of residence for cases in Florida residents based on the patient's ZIP Code. Note that city is not always received as part of the initial notification and may be missing while the case is being investigated.

City and county	Cases
Lealman, Pinellas	26
Kinard, Calhoun	26
North Bay Village, Dade	25
Siesta Key, Sarasota	25
Tangerine, Orange	25
South Miami Heights, Dade	25
Chokoloskee, Collier	25
Missing, Hillsborough	25
Palmdale, Glades	25
Missing, Monroe	25
Venus, Highlands	25
Santa Fe, Alachua	24
Lakeshore, Polk	24
Earleton, Alachua	24
Poinciana, Osceola	24
Indian Lake Estates, Polk	24
Labelle, Glades	24
Bayshore Gardens, Manatee	24
Alturas, Polk	23
Davenport, Osceola	23
Bonaventure, Broward	23
New Smyrna, Volusia	23
Missing, Escambia	23
Goulds, Dade	23
Fort Lauderdale, Dade	23
Tioga, Alachua	22
Balm, Hillsborough	22
Westchase, Hillsborough	22
Florida Dept Of Corrections, Union	22
Yankeetown, Levy	22
Pine Hills, Orange	22
La Crosse, Alachua	22
Bradley, Polk	22
Ridge Manor, Pasco	22
Hawthorne, Putnam	21
Kissimmee, Orange	21
Wausau, Washington	21
Bonifay, Washington	21
Bostwick, Putnam	21
Long Key, Monroe	21
Sparr, Marion	21
Perdido Key, Escambia	21
Orange Lake, Marion	21
Wabasso, Indian River	20
Missing, Seminole	20
Sydney, Hillsborough	20
Citrus Ridge, Indian River	20
Loughman, Polk	20
Paxton, Walton	20
Plymouth, Orange	19
Crystal Springs, Pasco	19
Everglades City, Collier	19
Mango, Hillsborough	19
Little Torch Key, Monroe	19
Laud-By-The-Sea, Broward	19
Babcock Ranch, Lee	19
Mexico Beach, Gulf	19
Sun City, Hillsborough	19
Pine Castle, Orange	19

COVID-19: characteristics of 1,781,450 Florida resident cases

Data through Feb 11, 2021 verified as of Feb 12, 2021 at 09:25 AM

Data in this report are provisional and subject to change.

The table below includes the cities and counties of residence for cases in Florida residents based on the patient's ZIP Code. Note that city is not always received as part of the initial notification and may be missing while the case is being investigated.

City and county	Cases
Branford, Lafayette	19
Missing, Citrus	18
Sugarloaf Key, Monroe	18
Goodland, Collier	18
Florida International University, Dade	18
Missing, Manatee	18
Indian River Shores, Indian River	18
Lowell, Marion	18
Archer, Levy	18
Wekiva Springs, Seminole	18
Hollywood, Dade	18
Parker, Bay	18
Pembroke Park, Broward	18
Orlando, Palm Beach	18
Fort Ogden, Desoto	18
Graceville, Holmes	17
Candler, Marion	17
Nichols, Polk	17
Nalcrest, Polk	17
Maxville, Duval	17
Gulf Hammock, Levy	16
Jacksonville, Unknown	16
West Panama City Beach, Bay	16
Jensen Beach, St. Lucie	16
Champions Gate, Polk	16
Orlando, Pinellas	16
Westlake, Palm Beach	15
Woodville, Leon	15
Lake City, Suwannee	15
Redington Shores, Pinellas	15
Missing, Collier	15
Lake Buena Vista, Orange	15
Golden Oak, Orange	15
Hernando Beach, Hernando	15
Shady Hills, Pasco	15
Tallevast, Manatee	15
Gulf Stream, Palm Beach	15
Webster, Hernando	15
Village Of Palmetto Bay, Dade	14
Mount Dora, Orange	14
Union Park, Orange	14
Copeland, Collier	14
High Springs, Gilchrist	14
Hutchinson Island, St. Lucie	14
White Springs, Columbia	14
Winter Garden, Lake	14
Wewahitchka, Calhoun	14
Murdock, Charlotte	14
Forest City, Orange	14
Orlando, Brevard	13
Otter Creek, Levy	13
Saint George Island, Franklin	13
Trilby, Pasco	13
Hialeah, Unknown	13
Buckingham, Lee	13
Watersound, Walton	13
Missing, Indian River	13
Belleair Bluffs, Pinellas	13
Trenton, Levy	13

COVID-19: characteristics of 1,781,450 Florida resident cases

Data through Feb 11, 2021 verified as of Feb 12, 2021 at 09:25 AM

Data in this report are provisional and subject to change.

The table below includes the cities and counties of residence for cases in Florida residents based on the patient's ZIP Code. Note that city is not always received as part of the initial notification and may be missing while the case is being investigated.

City and county	Cases
Orlando, Lake	13
Lakewood Ranch, Sarasota	13
Suwannee, Dixie	13
Laurel Hill, Walton	13
Roseland, Indian River	12
Graham, Bradford	12
Braden River, Manatee	12
Kingsley Lake, Bradford	12
Gonzalez, Escambia	12
Pensacola Beach, Escambia	12
Orlando, Unknown	12
Saint Lucie West, St. Lucie	12
Choctaw Beach, Okaloosa	12
Brooksville, Pasco	12
Lake Monroe, Seminole	12
Fort Charlotte, Charlotte	12
Daytona Beach Shores, Volusia	12
Missing, Brevard	12
Long Boat Key, Manatee	11
Unknown, Dade	11
Missing, Broward	11
Ramrod Key, Monroe	11
Johns Pass Village, Pinellas	11
Rosemary Beach, Walton	11
Holder, Citrus	11
Mount Plymouth, Lake	11
Orlando, Leon	11
Wahneta, Polk	11
Durant, Hillsborough	11
Citrus Hills, Citrus	10
Leisure City, Dade	10
Orlando, Duval	10
Passport, Unknown	10
Seacrest, Walton	10
Greenville, Taylor	10
Hillsboro Beach, Broward	10
Ozona, Pinellas	10
Missing, Nassau	10
Indian Creek Village, Dade	10
Naples, Lee	10
Steinhatchee, Dixie	10
Eau Gallie, Brevard	10
Deerfield Beach, Palm Beach	10
Telogia, Liberty	10
Alys Beach, Bay	10
Cottdale, Washington	9
Redington Beach, Pinellas	9
Sea Ranch Lakes, Broward	9
Palma Sola, Manatee	9
Lake Como, Putnam	9
Missing, Polk	9
University Park, Manatee	9
Grandin, Putnam	9
Beverly Beach, Flagler	9
Rubonia, Manatee	9
Los Angeles, Dade	9
Lamont, Madison	9
Lloyd, Jefferson	9
Cypress, Jackson	9

COVID-19: characteristics of 1,781,450 Florida resident cases

Data through Feb 11, 2021 verified as of Feb 12, 2021 at 09:25 AM

Data in this report are provisional and subject to change.

The table below includes the cities and counties of residence for cases in Florida residents based on the patient's ZIP Code. Note that city is not always received as part of the initial notification and may be missing while the case is being investigated.

City and county	Cases
Forest City, Seminole	9
Fanning Springs, Gilchrist	9
Perrine, Dade	9
Saint Augustine, Duval	9
West Delray Beach, Palm Beach	9
Grant Valkaria, Brevard	9
Briny Breezes, Palm Beach	9
Dade City, Hernando	9
Nobleton, Hernando	8
Elfers, Pasco	8
Virginia Gardens, Dade	8
Salem, Taylor	8
Missing, Unknown	8
Haines Creek, Lake	8
Florida State Univ Admin, Leon	8
Seybold, Dade	8
Fairfield, Marion	8
Ferndale, Lake	8
Fort Walton Beach, Unknown	8
Captiva, Lee	8
Cross Creek, Alachua	8
Goldenrod, Seminole	8
Ponce De Leon, Walton	8
Deer Island, Lake	8
East Lake, Marion	8
Gibsonia, Polk	8
Jerome, Collier	8
Innovation, Pasco	7
Barberville, Volusia	7
Wildlight, Nassau	7
Fort Lauderdale, Unknown	7
Missing, Okaloosa	7
Saint Augustine Beach, St. Johns	7
Niceville, Walton	7
Orlando, Alachua	7
Putnam Hall, Putnam	7
Quail Heights, Dade	7
Palm City, St. Lucie	7
Aripeka, Pasco	7
Maitland, Volusia	7
Pine Ridge, Citrus	7
Switzerland, St. Johns	7
Keystone Heights, Bradford	7
Orlando, Pasco	7
Umatilla, Marion	7
University Of Central Fl, Hillsborough	7
Longboat Key, Sarasota	7
Babcock Ranch, Charlotte	7
Orange Springs, Marion	7
Fernandina, Nassau	7
Evinston, Alachua	7
Missing, Martin	7
Missing, Putnam	7
Orange Park, Duval	7
Port Saint John, Brevard	7
Basinger, Okeechobee	7
Lake Butler, Bradford	6
Missing, Flagler	6
Mayport Naval Station, Duval	6

COVID-19: characteristics of 1,781,450 Florida resident cases

Data through Feb 11, 2021 verified as of Feb 12, 2021 at 09:25 AM

Data in this report are provisional and subject to change.

The table below includes the cities and counties of residence for cases in Florida residents based on the patient's ZIP Code. Note that city is not always received as part of the initial notification and may be missing while the case is being investigated.

City and county	Cases
Maitland, Osceola	6
Inglis, Citrus	6
Day, Lafayette	6
Bradenton, Sarasota	6
Duck Key, Monroe	6
Glenwood, Volusia	6
Boca Raton, Broward	6
Orchid, Indian River	6
Miccosukee, Leon	6
Pensacola, Unknown	6
Sunny Hills, Washington	6
Orlando, Flagler	6
Orlando, Marion	6
White City, Gulf	6
Worthington Springs, Union	6
Holt, Santa Rosa	6
Punta Gorda, Lee	6
River Ranch, Polk	6
Valkaria, Brevard	6
Indian Shores, Pinellas	6
Labelle, Lee	6
Missing, Clay	6
Missing, Sarasota	6
Missing, Taylor	6
Missing, Walton	6
Coco River, Collier	6
Grove City, Charlotte	6
Maitland, Hillsborough	6
Winter Park, Polk	6
Winderemere, Orange	6
Westchester, Dade	5
Port Salerno, Martin	5
Hialeah, Broward	5
Ebro, Bay	5
Eglin, Okaloosa	5
Bruce, Holmes	5
Scottsmeer, Brevard	5
Miami, Palm Beach	5
Stuart, St. Lucie	5
Pass, Unknown	5
Inlet Beach, Bay	5
Milton, Escambia	5
Missing, Leon	5
Shady Grove, Taylor	5
Ybor City, Hillsborough	5
Bayou George, Bay	5
Miami Gardens, Unknown	5
Miramar, Dade	5
Morrison, Marion	5
Kissimmee, Unknown	5
Jacksonville Naval Air Station, Duval	5
Fort Lauderdale, Palm Beach	5
Pompano Beach, Unknown	5
PsI, Unknown	5
Ocoee, Lake	5
Okeechobee, Martin	5
N/A, Unknown	5
Orlando, Manatee	5
Miami Beach, Unknown	5

COVID-19: characteristics of 1,781,450 Florida resident cases

Data through Feb 11, 2021 verified as of Feb 12, 2021 at 09:25 AM

Data in this report are provisional and subject to change.

The table below includes the cities and counties of residence for cases in Florida residents based on the patient's ZIP Code. Note that city is not always received as part of the initial notification and may be missing while the case is being investigated.

City and county	Cases
Missing, Alachua	5
Missing, Bay	5
Anastasia Island, St. Johns	5
Fort Lauderdale, Lee	5
University Of Central Fl, Martin	5
Williston, Marion	5
Seacrest, Bay	4
Point Washington, Walton	4
Pompano Beach, Dade	4
East Rockland Key, Monroe	4
El Jobean, Charlotte	4
Bella Collina, Lake	4
Alys Beach, Walton	4
Naples, Unknown	4
Hinsdale, Manatee	4
Pompano Beach, Palm Beach	4
Oneco, Manatee	4
Wakulla Springs, Wakulla	4
Weirsdale, Lake	4
Bowling Green, Polk	4
Cypress Gardens, Polk	4
International Service Center, Dade	4
Indian Rock Beach, Pinellas	4
Hollywood, Unknown	4
Orlando, Lee	4
San Carlos Park, Lee	4
Missing, Sumter	4
Newberry, Gilchrist	4
Okeechobee, Osceola	4
Boynton Beach, Broward	4
Branford, Gilchrist	4
Conch Key, Monroe	4
Cape Haze, Charlotte	4
Clewiston, Palm Beach	4
Sugarloaf, Monroe	4
Clarcona, Orange	4
Lazy Lake, Broward	4
Lamont, Taylor	4
Oklawaha, Marion	4
Mayport, Duval	4
Greenville, Jefferson	4
Deland, Lake	4
Port Charlotte, Unknown	4
Okeechobee, Glades	4
West Bradenton, Manatee	4
Loxahatchee Groves, Palm Beach	4
Live Oak, Madison	4
Lake Geneva, Clay	4
Pensacola, Santa Rosa	4
Glen Ridge, Palm Beach	4
Coconut Creek, Palm Beach	4
Highland Park, Polk	4
Melrose, Bradford	4
Margate, Unknown	4
Mid Florida, Seminole	4
Ocean Breeze, Martin	4
Pass, Dade	3
Vero Beach, Brevard	3
Los Angeles, Broward	3

COVID-19: characteristics of 1,781,450 Florida resident cases

Data through Feb 11, 2021 verified as of Feb 12, 2021 at 09:25 AM

Data in this report are provisional and subject to change.

The table below includes the cities and counties of residence for cases in Florida residents based on the patient's ZIP Code. Note that city is not always received as part of the initial notification and may be missing while the case is being investigated.

City and county	Cases
Lake Worth, Broward	3
Jacksonville, Dade	3
Brewton, Escambia	3
Apopka, Broward	3
Lanark Village, Franklin	3
Lake Harbor, Palm Beach	3
Maitland, Polk	3
Missing, Highlands	3
Orem, Palm Beach	3
Pp, Dade	3
Pp, Unknown	3
Woodside, Broward	3
Lake City, Duval	3
Lakeland, Hillsborough	3
Immokalee, Lee	3
Lynbrook, Broward	3
Miami, Orange	3
Miami Gardens, Broward	3
Fort Myers, Unknown	3
Hallandale Beach, Unknown	3
Blountstown, Liberty	3
Wildwood, Marion	3
Village Of Golf, Palm Beach	3
Saint Augusaintine Beach, St. Johns	3
Port Saint Lucie, Martin	3
Palm Coast, Volusia	3
Saint Petersburg, Hillsborough	3
Clermont, Orange	3
Jacksonville, Clay	3
Ludlam, Dade	3
Laurel, Sarasota	3
Pineland, Lee	3
Tarpon Springs, Pasco	3
Tampa Palms, Hillsborough	3
Tampa, Pinellas	3
Winter Garden, Seminole	3
Land O Lakes, Hillsborough	3
Lady Lake, Marion	3
Jacksonville , Duval	3
Bay Harbor Islands, Unknown	3
Ft Pierce, St. Lucie	3
Milligan, Okaloosa	3
Westville, Walton	3
Coraopolis, Citrus	3
Chicago, Lee	3
Bristol, Calhoun	3
North Fort Myers, Charlotte	3
Jacksonville, Alachua	3
Stuart, Palm Beach	3
Sorrento, Orange	3
Island Grove, Alachua	3
Green Cove Springs, Duval	3
Fpo, Duval	3
Cape San Blas, Gulf	3
Crestview, Walton	3
Fernandina Beach, Duval	3
Apopka, Lake	3
Vernon, Bay	3
Mayport Naval Housing, Duval	3

COVID-19: characteristics of 1,781,450 Florida resident cases

Data through Feb 11, 2021 verified as of Feb 12, 2021 at 09:25 AM

Data in this report are provisional and subject to change.

The table below includes the cities and counties of residence for cases in Florida residents based on the patient's ZIP Code. Note that city is not always received as part of the initial notification and may be missing while the case is being investigated.

City and county	Cases
Monticello, Madison	3
Samoset, Manatee	3
San Fernando, Unknown	3
Jonesville, Alachua	3
Julington Creek, St. Johns	3
Jupiter Island, Martin	3
Longwood, Unknown	3
Mims, Volusia	3
Miramar, Unknown	3
Marco Island, Lee	3
Alford, Washington	3
Altamonte Springs, Orange	3
Pembroke Pines, Unknown	3
Ocean Reef Club, Monroe	3
Vero Beach, St. Lucie	3
Sandestin, Walton	3
Venice, Dade	2
West Palm Beach, Unknown	2
Windermere, Hillsborough	2
Winter Park, Volusia	2
Winter Springs, Orange	2
Okeechobee, Highlands	2
Orlando, Escambia	2
Port Charlotte, Lee	2
Port St. Lucie, St. Lucie	2
Sand Lake, Orange	2
University Of Central Fl, Seminole	2
Union, Manatee	2
Bonnie, Dade	2
Eatonville, Polk	2
Delray Beach, Broward	2
Fort Pierce, Brevard	2
High Springs, Columbia	2
Graceville, Unknown	2
Miami, Martin	2
Long Beach, Orange	2
New Port Richey, Hillsborough	2
Labelle, Collier	2
Jena, Taylor	2
Lauderhill, Unknown	2
Sarasota, Unknown	2
Port Canaveral, Brevard	2
Plantation Key, Monroe	2
Orlando, St. Lucie	2
Oakland Park, Unknown	2
Orlando, Collier	2
Seguin, Unknown	2
Sunrise, Unknown	2
Tampa, Broward	2
Tarpon Springs, Hillsborough	2
Callahan, Duval	2
Cross Key, Monroe	2
Cibolo, Orange	2
Claysville, Hernando	2
Dade City, Unknown	2
Crescent Beach, Sarasota	2
Defuniak Springs, Okaloosa	2
Defuniak Springs, Unknown	2
Marysville, Dade	2

COVID-19: characteristics of 1,781,450 Florida resident cases

Data through Feb 11, 2021 verified as of Feb 12, 2021 at 09:25 AM

Data in this report are provisional and subject to change.

The table below includes the cities and counties of residence for cases in Florida residents based on the patient's ZIP Code. Note that city is not always received as part of the initial notification and may be missing while the case is being investigated.

City and county	Cases
Summerfield, Unknown	2
Tampa, Hernando	2
Sebring, Desoto	2
Sharpes, Brevard	2
Saint Lucie Village, St. Lucie	2
Ormond Beach, Flagler	2
Panama City, Unknown	2
Pembroke Pines, Dade	2
Vero Beach, Unknown	2
Wauchula, Desoto	2
Yeehaw, Okeechobee	2
Marina Del Rey, Broward	2
Melrose, Clay	2
Mesa, Unknown	2
Longview, Dade	2
Noma, Holmes	2
Missing, Osceola	2
Jacksonville Naval Hospital, Duval	2
Jacksonville, Nassau	2
Hosford, Calhoun	2
Aventura, Broward	2
000000, Unknown	2
Champions Gate, Osceola	2
Windermere, Lake	2
Wacissa, Jefferson	2
Sutton, Pasco	2
Tampa, Unknown	2
Red Bay, Holmes	2
Saint Marys, Nassau	2
Port Saint Lucie, Palm Beach	2
Fisher Island, Unknown	2
Fort Lauderdale, Alachua	2
Deerfield Beach, Unknown	2
Doral, Unknown	2
Brooklyn, Broward	2
Cross City, Taylor	2
Carl Fisher, Dade	2
Jupiter, Dade	2
Homeless, Hillsborough	2
Lakeland, Unknown	2
Micanopy, Marion	2
Weston, Dade	2
West Palm Beach, Dade	2
Winter Park, Leon	2
Olustee, Baker	2
Orlando, Charlotte	2
Orlando, Santa Rosa	2
Palm Springs North, Dade	2
Lecanto, Marion	2
Maitland, Leon	2
Missing, Hernando	2
Miami Shores, Broward	2
Fort Myers, Collier	2
Fort Pierce, Martin	2
Lake Helen, Orange	2
Clermont, Polk	2
Doctors Inlet, Clay	2
Bonifay, Jackson	2
Bonnie, Sarasota	2

COVID-19: characteristics of 1,781,450 Florida resident cases

Data through Feb 11, 2021 verified as of Feb 12, 2021 at 09:25 AM

Data in this report are provisional and subject to change.

The table below includes the cities and counties of residence for cases in Florida residents based on the patient's ZIP Code. Note that city is not always received as part of the initial notification and may be missing while the case is being investigated.

City and county	Cases
Bronx, Seminole	2
None, Dade	2
Navarre, Okaloosa	2
Mount Pleasant, Gadsden	2
Seven Springs, Pasco	2
Upper Key Largo, Monroe	2
University Of Central Florida, Brevard	2
West Villages, Sarasota	2
Zellwood, Lake	2
Blountstown, Jackson	2
Alligator Point, Franklin	2
Coconut Creek, Unknown	2
Bradington, Manatee	2
Hallandale Beach, Dade	2
Crawfordville, Leon	2
Eatonville, Lake	2
Lutz, Pinellas	2
Los Angeles, Okaloosa	2
Lawtey, Union	2
Wekiwa Springs, Seminole	2
Wimauma, Manatee	2
Provo, Broward	2
Portland, Unknown	2
Moore Haven, Hendry	2
University Of Central Florida, Palm Beach	2
University Of Central Florida, Pinellas	2
Sumatra, Liberty	2
Naples, Broward	2
Maitland, Lake	2
Hialeah Lakes, Dade	2
Hialeah, Orange	2
Cassadaga, Volusia	2
Fort Walton Beach, Walton	2
Dunnellon, Levy	2
Madison, Unknown	2
Maitland, Pasco	2
Chipley, Jackson	2
Amelia City, Nassau	2
Apopka, Unknown	2
Alligator Point, Wakulla	2
Florida Power & Light Co, Dade	2
University Of Central Florida, Broward	2
Orlando, Okaloosa	2
Miamt, Dade	2
Ocala, Unknown	2
Saint Teresa, Wakulla	2
San Antonio, Dade	1
San Diego, Unknown	1
Sanford, Palm Beach	1
Russellville, Hillsborough	1
Saint Augustine, Okaloosa	1
Tampa, Escambia	1
Tampa, Manatee	1
Tangerine, Lake	1
Steinhatchee, Alachua	1
Porter Ranch, Dade	1
Raiford, Bradford	1
Republic, Monroe	1
Ridge Manor Estates, Sumter	1

COVID-19: characteristics of 1,781,450 Florida resident cases

Data through Feb 11, 2021 verified as of Feb 12, 2021 at 09:25 AM

Data in this report are provisional and subject to change.

The table below includes the cities and counties of residence for cases in Florida residents based on the patient's ZIP Code. Note that city is not always received as part of the initial notification and may be missing while the case is being investigated.

City and county	Cases
Ridgewood, Broward	1
Riverview, Manatee	1
Roseland, Palm Beach	1
Ponte Vedra Beach, Orange	1
Port Orange , Volusia	1
Port Saint Lucie, Indian River	1
Plant City, Unknown	1
Pompano Beach, Alachua	1
Middleburg, Duval	1
Midland, Osceola	1
Miami, Charlotte	1
Miamii, Dade	1
Missing, Wakulla	1
N/A, Duval	1
Naples, Alachua	1
Palm City, Unknown	1
Oviedo, Leon	1
Ocean City, Broward	1
Old Town, Gilchrist	1
Opa Locka, Polk	1
Orem, Sarasota	1
Orem, Unknown	1
University Of Central Florida, Hillsborough	1
University Of Central Fl, Pasco	1
Village Of Palm Springs, Palm Beach	1
Virginia Beach, Alachua	1
Webster, Pasco	1
Union City, Bradford	1
Sebastian, Lake	1
Westerville, Hillsborough	1
Wilbur By The Sea, Volusia	1
Willowbrook, Lee	1
Winston Salem, Unknown	1
Winter Garden, Hillsborough	1
Wilton Manors, Dade	1
Woodland Hills, Brevard	1
Yulee, Duval	1
Fort Denaud, Glades	1
Fort Meyers, Lee	1
Everett, Dade	1
Fl State Lot, Leon	1
El Paso, Unknown	1
Eatonville, Seminole	1
Colorado Springs, Unknown	1
Conifer, Lee	1
Destin, Unknown	1
Diamond, Highlands	1
Daniel Island, Bay	1
Altamonte, Orange	1
Alva, Collier	1
333, Unknown	1
Allentown, Putnam	1
Apple Creek, Citrus	1
Amelia Village, Nassau	1
Barefoot Beach, Lee	1
Azalea Park, Osceola	1
Avon, Manatee	1
Aventura, Osceola	1
Chipley, Holmes	1

COVID-19: characteristics of 1,781,450 Florida resident cases

Data through Feb 11, 2021 verified as of Feb 12, 2021 at 09:25 AM

Data in this report are provisional and subject to change.

The table below includes the cities and counties of residence for cases in Florida residents based on the patient's ZIP Code. Note that city is not always received as part of the initial notification and may be missing while the case is being investigated.

City and county	Cases
Chattanooga, Dade	1
Chickasha, Sarasota	1
Boston, Dade	1
Bryn Mawr, Palm Beach	1
Burkeville, Brevard	1
Camden Wyoming, Duval	1
Bear Grass, Palm Beach	1
Mary Esther, Escambia	1
Miami Garden, Unknown	1
Longwood, Orange	1
Lauderdale Hill, Unknown	1
Lehigh Cares, Lee	1
Live Oak, Columbia	1
Loganville, Orange	1
Lake Mary, Lake	1
Knoxville, Escambia	1
Jeffersonville, Broward	1
Hickory, Lee	1
Hilliard, Unknown	1
Homeless, Dade	1
Homer, Escambia	1
Hallandale Ben, Unknown	1
Havana, Leon	1
Fortlauderdale, Unknown	1
Fortwalton Beach, Okaloosa	1
Ft Pierce, Unknown	1
Garland, Orange	1
Downers Grove, St. Lucie	1
Duke Field Air Force Station, Okaloosa	1
Export, Palm Beach	1
Fdsf, Unknown	1
Felda, Palm Beach	1
Flagler Beach, Volusia	1
Flomaton, Escambia	1
Flora, Lee	1
Fresno, Pasco	1
Fort Myers, Lake	1
Green, Clay	1
Greensburg, Orange	1
Greenville, Monroe	1
Gulf Shores, Escambia	1
Fruitland Park, Sumter	1
Fwb, Unknown	1
Gainesville, Marion	1
Gastonia, Polk	1
Clearwater, Highlands	1
Clermont, Unknown	1
Columbia, Orange	1
Coral Gables, Unknown	1
Coral Springs, Unknown	1
Cornelius, Leon	1
Crestview, Dade	1
Dade City, Polk	1
Dania, Unknown	1
Darien, Pasco	1
Arcadia, Charlotte	1
Aspen, Palm Beach	1
Atlanta, Broward	1
Aurburndale, Polk	1

COVID-19: characteristics of 1,781,450 Florida resident cases

Data through Feb 11, 2021 verified as of Feb 12, 2021 at 09:25 AM

Data in this report are provisional and subject to change.

The table below includes the cities and counties of residence for cases in Florida residents based on the patient's ZIP Code. Note that city is not always received as part of the initial notification and may be missing while the case is being investigated.

City and county	Cases
Aventura, Unknown	1
Azalea Park, Sarasota	1
Bartow, Unknown	1
Boca Roton, Unknown	1
Alpharetta, Alachua	1
Apalachicola, Leon	1
Brooksville, Columbia	1
Bryn Mawr, Collier	1
Canfield, Duval	1
Hilliard, Dade	1
Hollywood, Leon	1
Holt, Unknown	1
Homestead, Monroe	1
Humble, Broward	1
Havanna, Gadsden	1
Lake City, Volusia	1
Jan Phyl Village, Polk	1
Killarney, Orange	1
Knoxville, Duval	1
Maitland, Unknown	1
Melbourne, Orange	1
Metter, Volusia	1
Miami Beach, Palm Beach	1
Miami Granders, Dade	1
Lakeland, Pasco	1
Lakewood, Unknown	1
Los Angeles, Polk	1
Naugatuck, Lee	1
Myakka, Duval	1
North Little Rock, Palm Beach	1
New Vernon, Sarasota	1
New York, Broward	1
Northville, Broward	1
Ocala, Indian River	1
Ocoee, Broward	1
Olando, Orange	1
Ocoee, Polk	1
Monessen, Palm Beach	1
Missing, Columbia	1
Missing, Baker	1
Middleburg, Unknown	1
Minneapolis, Broward	1
Sumter Ville, Unknown	1
Tallahassee, Escambia	1
Telluride, Lee	1
Tinley Park, Lee	1
University Of Central Fl, Dade	1
Stockbridge, Leon	1
Sullivans Island, Dade	1
Tampa, Dade	1
Tampa, Jackson	1
Tampa, Lee	1
Saint Petersburg, Dade	1
San Juan, Osceola	1
San Pedro Sula, Dade	1
Sandy, Duval	1
South Otselic, Dade	1
Sevierville, Dade	1
Southampton, Palm Beach	1

COVID-19: characteristics of 1,781,450 Florida resident cases

Data through Feb 11, 2021 verified as of Feb 12, 2021 at 09:25 AM

Data in this report are provisional and subject to change.

The table below includes the cities and counties of residence for cases in Florida residents based on the patient's ZIP Code. Note that city is not always received as part of the initial notification and may be missing while the case is being investigated.

City and county	Cases
Springhill, Unknown	1
Opa Locka, Unknown	1
Orem, Nassau	1
Orlando, Highlands	1
Pound Ridge, Leon	1
Richmond Heights, Dade	1
Riverview, Pinellas	1
Rochester, Lee	1
Rosemary Beach, Bay	1
Saint Cloud, Orange	1
Ponce, Orange	1
Port Charlotte Fl, Unknown	1
Plant City, Hendry	1
Plant City, Pinellas	1
Plantation, Unknown	1
Windermere, Polk	1
Winter Park, Lake	1
Wayne, Dade	1
West Simsbury, Collier	1
Lehigh Acres, Dade	1
Lewisburg, Pasco	1
Largo, Unknown	1
Littleton, Dade	1
Lake City, Hamilton	1
La Grange, Dade	1
Homosassa, Hernando	1
Homeless, Polk	1
Jerusalem, St. Johns	1
Louisville, Manatee	1
Los Angeles Ca, Unknown	1
Macdill Air Force Base, Hillsborough	1
Margate, Dade	1
Marshall, Dade	1
Mary Esther, Unknown	1
Miami Lakes, Unknown	1
Miami, Hillsborough	1
Miami, Manatee	1
Miami Beach, Broward	1
Missing, Jackson	1
Middlesburg, Duval	1
Davenport, Orange	1
Daytona Beach, Unknown	1
Deland, St. Lucie	1
Deltona, Orange	1
Foley, Escambia	1
Harrison, Pinellas	1
Granada Hills, Broward	1
Guilford, Dade	1
Hailandale, Unknown	1
Fort Myers-, Lee	1
Fort Pierce, Unknown	1
Gainesville, Duval	1
Bridgeport, Dade	1
Bronx, Palm Beach	1
Cartersville, Unknown	1
Conway, Leon	1
Cypress, Leon	1
Clermont, Volusia	1
Clewiston, Glades	1

COVID-19: characteristics of 1,781,450 Florida resident cases

Data through Feb 11, 2021 verified as of Feb 12, 2021 at 09:25 AM

Data in this report are provisional and subject to change.

The table below includes the cities and counties of residence for cases in Florida residents based on the patient's ZIP Code. Note that city is not always received as part of the initial notification and may be missing while the case is being investigated.

City and county	Cases
Altoona, Marion	1
Anaheim, Unknown	1
Argyle, Walton	1
Athens, Duval	1
Bogota, Orange	1
Bradenton, Dade	1
Bradenton, Osceola	1
Zolfo Springs, Polk	1
Westbrook, Dade	1
Wichita, Volusia	1
West Palm Beach, Broward	1
Winder Garden, Orange	1
Windermere, Leon	1
Windermere, Osceola	1
Windermere, Seminole	1
Winter Garden, Broward	1
Winter Park, St. Johns	1
Winter Garden, Pinellas	1
Winter Park, Broward	1
Winter Park, Indian River	1
Winter Park, Lee	1
Tulsa, Orange	1
Sun City Center, Hardee	1
Tiffin, Highlands	1
Venice, Unknown	1
Vernon, Unknown	1
Washington, Unknown	1
Wells, Polk	1
Saint Cloud, Unknown	1
Saint Johns, Unknown	1
Shelton, Manatee	1
Tallahassee, Duval	1
Tallahassee, Unknown	1
Tampa, Palm Beach	1
Tavares, Marion	1
Spring Hill , Hernando	1
Spring Hill, Dade	1
Starke, Clay	1
Stone Mountain, Palm Beach	1
Navarre, Dade	1
New Orleans, Palm Beach	1
Newark, Broward	1
Newburgh, Bay	1
North Pole, Seminole	1
North Port, Lee	1
Old Town, Alachua	1
Ona, Manatee	1
Oooooo, Unknown	1
Ocoee, Osceola	1
Okeechobee, Broward	1
Orlando, Columbia	1
Orlando, Indian River	1
Orem, Broward	1
Ormond Beach, Unknown	1
Oviedo, Brevard	1
Orlando, Sarasota	1
Saint Petersburg, St. Lucie	1
Sandford, Seminole	1
Sarasota, Flagler	1

COVID-19: characteristics of 1,781,450 Florida resident cases

Data through Feb 11, 2021 verified as of Feb 12, 2021 at 09:25 AM

Data in this report are provisional and subject to change.

The table below includes the cities and counties of residence for cases in Florida residents based on the patient's ZIP Code. Note that city is not always received as part of the initial notification and may be missing while the case is being investigated.

City and county	Cases
Saxis, Lee	1
Sebring, Lee	1
Rye, Duval	1
Rex, Duval	1
Parker, Dade	1
Parker, Leon	1
Pacifica, Dade	1
Palm Coast, Alachua	1
Palm Coast, Polk	1
Port Everglades, Broward	1
Peoria, Unknown	1
Plantation, Orange	1
Pompano Beach, Martin	1
Bryant, Alachua	1
Buffalo, Palm Beach	1
Carol Stream, Orange	1
Castleberry, Escambia	1
Charlotte, Pasco	1
Apopka, Flagler	1
99, Unknown	1
Alanson, Bay	1
Aollywoss, Dade	1
Boca Raton, Unknown	1
Bohealia, Lee	1
Blowing Rock, Polk	1
Belleair, Hillsborough	1
Dorchester, Orange	1
Esterro, Collier	1
Fanning Springs, Levy	1
Columbus, Brevard	1
Cookeville, Seminole	1
Clear Brook, Lee	1
Deland, Polk	1
Dallas, Lee	1
De Leon Springs, Putnam	1
Crestview, Holmes	1
Cumberland, Palm Beach	1
Dade City, Hillsborough	1
Lake Placid, Alachua	1
Lake Worth Beach, Broward	1
Jamaica, Broward	1
Jersey City, Polk	1
Jupiter, Unknown	1
Kingsland, Duval	1
Kissimmee, Brevard	1
Gainesville, Baker	1
Gilmer, Dade	1
Jacksonville, Manatee	1
Haverford, Hillsborough	1
Herrin, Orange	1
Miami, Collier	1
Miami, St. Lucie	1
Marshall, Palm Beach	1
Melrose, Alachua	1
Miamf, Dade	1
Miami G, Dade	1
Marianna, Calhoun	1
Los Angeles, Palm Beach	1
Lyndhurst, Broward	1

COVID-19: characteristics of 1,781,450 Florida resident cases

Data through Feb 11, 2021 verified as of Feb 12, 2021 at 09:25 AM

Data in this report are provisional and subject to change.

The table below includes the cities and counties of residence for cases in Florida residents based on the patient's ZIP Code. Note that city is not always received as part of the initial notification and may be missing while the case is being investigated.

City and county	Cases
Magnolia Square, Osceola	1
Maitland, Alachua	1
Lemoyne, Manatee	1
Lawrence Township, Palm Beach	1
Lander, Citrus	1
Las Vegas, Orange	1
Panama City, Walton	1
Perry, Leon	1
Port Orange, Unknown	1
Port Saint Lucie, Orange	1
Provincetown, Collier	1
Palm Coast, Duval	1
Orlando, Union	1
Ovido, Seminole	1
Oxford, Palm Beach	1
Opalocka, Dade	1
Oakland, Leon	1
Ocala, Alachua	1
Okeechobee, St. Lucie	1
New Richmond, Volusia	1
North Canton, Palm Beach	1
Tangerine, Seminole	1
Spring Park, Alachua	1
Steinhatchee, Madison	1
Tewksbury, Orange	1
Umatilla, Alachua	1
University Of Central Florida, Monroe	1
Toms River, Dade	1
South Burlington, Orange	1
Shannon, Collier	1
Soldotna, Broward	1
Rio Dell, Volusia	1
Rochelle, Volusia	1
Saint Cloud, Lee	1
Saint Johns, Orange	1
San Antonio, Sarasota	1
San Antonio, Unknown	1
Sanford, Volusia	1
Winter Park, Osceola	1
Wood River, Polk	1
Worcester, Palm Beach	1
Wesley Chapel, Alachua	1
Virginia Beach, Hernando	1
Waco, Broward	1
Washington, Broward	1
Wheaton, Lee	1
Winter Park, Alachua	1
Wilmington, Broward	1
Mckinney, Broward	1
Miamc, Dade	1
Missing, Okeechobee	1
Monroe Township, Palm Beach	1
Moore Haven, Okeechobee	1
Morrisville, Unknown	1
Lake Butler, Alachua	1
Knoxville, Bay	1
Las Vegas, Palm Beach	1
Ldhl, Broward	1
Longwood, Volusia	1

COVID-19: characteristics of 1,781,450 Florida resident cases

Data through Feb 11, 2021 verified as of Feb 12, 2021 at 09:25 AM

Data in this report are provisional and subject to change.

The table below includes the cities and counties of residence for cases in Florida residents based on the patient's ZIP Code. Note that city is not always received as part of the initial notification and may be missing while the case is being investigated.

City and county	Cases
Lehigh Acres, Collier	1
Lincoln, St. Lucie	1
Little Neck, Lee	1
Homeless, Monroe	1
Homeless, Pinellas	1
Hudson, Hernando	1
Hoclywsod, Dade	1
Holiday, Pinellas	1
Indian Rocks Beach, Duval	1
Indiantown, Palm Beach	1
Inglewood, Sarasota	1
Inverness, Marion	1
Inwood, Broward	1
Irvine, Marion	1
Istachatta, Hernando	1
Jupiter, St. Lucie	1
Kenilworth, Leon	1
Jacksonville, Orange	1
Jefferson, Dade	1
Jonesboro, Leon	1
Kingsland, Nassau	1
Key West, Duval	1
Keys West, Unknown	1
Carmel, Orange	1
Cedar Springs, Hernando	1
Chicago, Unknown	1
Coconut Ck, Unknown	1
Dallas, Hernando	1
Dayton, Lake	1
Daytona Beach, Pinellas	1
Dearborn, Broward	1
Deer Park, Dade	1
Brooklyn, Dade	1
Brooklyn, Lee	1
Caracas, Dade	1
Boston, Broward	1
Bel Air, Collier	1
O, Manatee	1
Alachua, Duval	1
Alpharetta, Broward	1
Apopka, Clay	1
Asheville, Highlands	1
Astoria, Broward	1
Bartow, Hardee	1
Downingtown, Hillsborough	1
Dpo, Santa Rosa	1
Dunedin, Unknown	1
Deerfield, Dade	1
Deland, Seminole	1
Deltona, Seminole	1
Fort Lauderdale, Leon	1
Fort Myers, Sarasota	1
Fort Pierce, Palm Beach	1
Fort White, Clay	1
East Palatka, Hillsborough	1
Eastpoint, Leon	1
Gotcha, Orange	1
Greensburg, Palm Beach	1
Garden City, Alachua	1

COVID-19: characteristics of 1,781,450 Florida resident cases

Data through Feb 11, 2021 verified as of Feb 12, 2021 at 09:25 AM

Data in this report are provisional and subject to change.

The table below includes the cities and counties of residence for cases in Florida residents based on the patient's ZIP Code. Note that city is not always received as part of the initial notification and may be missing while the case is being investigated.

City and county	Cases
Gaylord, Orange	1
Hallandale, Unknown	1
Haines City, Osceola	1
Hernando, Marion	1
Hialeah, Collier	1
Helen, Bay	1
Prattville, Hillsborough	1
Prestonsburg, Bay	1
Quincy, Jackson	1
Rapid City, Broward	1
Piasa, Putnam	1
Russellville, Bay	1
Saint Cloud, Palm Beach	1
Saint Joseph, Volusia	1
San Antonio, Orange	1
Shalimar, Unknown	1
Shirley, Flagler	1
Suitland, Volusia	1
Sanford, Unknown	1
Seminole, Leon	1
Milford, Lee	1
New Middletown, Hillsborough	1
New Port Richey, Pinellas	1
New Port Richey, Unknown	1
Newberry, Marion	1
North Palm Beach, Orange	1
Northport, Sarasota	1
Oakland, Lee	1
Oldsmar, Hillsborough	1
Myakka City, Sarasota	1
Orlo Vista, Orange	1
Other, Dade	1
Palm Beach Gardens, Unknown	1
Palmetto Bay, Palm Beach	1
Palmetto, Pasco	1
Pass-A-Grille Beach, Pinellas	1
Pembroke Lakes, Broward	1
Tavares, Orange	1
Tequesta, Martin	1
Topsham, Manatee	1
Town Of Nocatee, St. Johns	1
Troy, Manatee	1
Unkn, Duval	1
Syracuse, Polk	1
Tallahassee, Dade	1
Tamarac, Dade	1
Waipahu, Santa Rosa	1
Ward, Polk	1
Wellborn, Columbia	1
Sunbright, Palm Beach	1
Venetian Islands, Dade	1
Winter Garden, Duval	1
Woodbine, Nassau	1
Yulee, St. Johns	1
Zephyrhills, Hillsborough	1
West Apim Beach, Palm Beach	1
West Yarmouth, St. Lucie	1
Cincinnati, Dade	1
Crossings, Unknown	1

COVID-19: characteristics of 1,781,450 Florida resident cases

Data through Feb 11, 2021 verified as of Feb 12, 2021 at 09:25 AM

Data in this report are provisional and subject to change.

The table below includes the cities and counties of residence for cases in Florida residents based on the patient's ZIP Code. Note that city is not always received as part of the initial notification and may be missing while the case is being investigated.

City and county	Cases
Dfafs, Okaloosa	1
Davenport, Lake	1
Davie, Unknown	1
Dayton, Orange	1
Edgewood, Broward	1
Elkton, Putnam	1
Floral, Okaloosa	1
Armstrong, St. Johns	1
Atl, Brevard	1
Alva, Escambia	1
Andalusia, Escambia	1
Arcadia, Highlands	1
Baker, Santa Rosa	1
Belleville, Palm Beach	1
Belmont, Santa Rosa	1
Blountstown, Broward	1
Bronson, Alachua	1
Brooker, Alachua	1
Bradenton, Clay	1
Brandon, Pinellas	1
Bonita, Lee	1
Bocaraten, Palm Beach	1
Hudson, Pinellas	1
Hoosick Falls, Broward	1
Indian Rock Beach, Palm Beach	1
Interlachen, Duval	1
Kure Beach, Monroe	1
Lakeland, Palm Beach	1
Gibson, Unknown	1
Gainesville, Okaloosa	1
Gainesville, Unknown	1
Hialeahgardens, Dade	1
Hiram, Leon	1
Greenbrier, Bay	1
Groveland, Orange	1
Monroe, Hillsborough	1
North Laud, Unknown	1
Ocoee, Unknown	1
Olds, Manatee	1
Longwood, Broward	1
Lucedale, St. Lucie	1
Macclelleny, Duval	1
Mantua, Broward	1
Middletown, Osceola	1
Mayaguez, Dade	1
Windermere, Volusia	1
Wtixrat, Dade	1
Westlake Village, Unknown	1
White Plains, Broward	1
Whites Creek, Leon	1
Watersound, Bay	1
Trenton, Dixie	1
Unknown, Unknown	1
Ventura, Orange	1
Pembroke Pines, Orange	1
Pensacola, Sumter	1
Perth Amboy, Hillsborough	1
Paducah, Manatee	1
Palm Coast, Unknown	1

COVID-19: characteristics of 1,781,450 Florida resident cases

Data through Feb 11, 2021 verified as of Feb 12, 2021 at 09:25 AM

Data in this report are provisional and subject to change.

The table below includes the cities and counties of residence for cases in Florida residents based on the patient's ZIP Code. Note that city is not always received as part of the initial notification and may be missing while the case is being investigated.

City and county	Cases
Orlando, Jackson	1
Saint Augustine, Flagler	1
Powell, Lee	1
Port Orange, Brevard	1
Puerto Rico, Unknown	1
Punta Gorda, Unknown	1
Randolph, Orange	1
Rivera Beach, Palm Beach	1
Sunrtise, Dade	1
Tallahassee, Gadsden	1
Tallahassee, Madison	1
Seffenner, Hillsborough	1
Seminole, Lee	1
Saint Petersburg, Charlotte	1
Toms River, Lee	1
Tourist, Dade	1
University Of Central Florida, Lee	1
Unk, Duval	1
Unknown Out Of Area, St. Lucie	1
Merrick, Palm Beach	1
Metter, Manatee	1
Miamiardens, Unknown	1
Miamksaohes, Dade	1
Miami Dade, Unknown	1
Lake Clarke Shores, Palm Beach	1
Lake Forest, Collier	1
Macclenny, Dixie	1
Madison, Jefferson	1
Maitland, Collier	1
Key West, Palm Beach	1
Kilgore, Dade	1
Jupiter Inlet, Palm Beach	1
Jzx, Unknown	1
Land O Lakes, Unknown	1
Landolakes, Unknown	1
Lawton, Okaloosa	1
Levittown, Palm Beach	1
Lima, Manatee	1
Lima, Volusia	1
Gainesville, Levy	1
Glen Cove, Unknown	1
Glen Saint Mary, Duval	1
Golden Oak, Hillsborough	1
Greensboro, Leon	1
Jacksonville, Baker	1
Jacksonville, Marion	1
Irmo, Unknown	1
Immokalee, Walton	1
Daytona Beach, Orange	1
Deerfield Beach, Polk	1
Crestview, Broward	1
Dalecity, Okaloosa	1
Clearwater, Leon	1
Crystal River, Marion	1
Crystal River, Unknown	1
Fellsmere, Brevard	1
Fleming Island, Duval	1
Florida City, Unknown	1
Fort Lauderdale, Collier	1

COVID-19: characteristics of 1,781,450 Florida resident cases

Data through Feb 11, 2021 verified as of Feb 12, 2021 at 09:25 AM

Data in this report are provisional and subject to change.

The table below includes the cities and counties of residence for cases in Florida residents based on the patient's ZIP Code. Note that city is not always received as part of the initial notification and may be missing while the case is being investigated.

City and county	Cases
El Dorado, Palm Beach	1
East Setauket, Palm Beach	1
Canton, Duval	1
Charlotte, Alachua	1
Cantonment, Santa Rosa	1
Cape Coral, Unknown	1
Bryceville, Duval	1
Bradenton, Lee	1
Boca Raton, Dade	1
Boca Raton, Madison	1
Bogota, Unknown	1
Atlanta, Walton	1
Attalla, Broward	1
Auburn, Palm Beach	1
Autaville, Broward	1
Apopka, Volusia	1
Alachua, Suwannee	1
Alafaya, Broward	1
Alafaya, Pinellas	1
Twentynine Palms, Broward	1
Surprise, Unknown	1
Syracuse, Unknown	1
St Cloud, Orange	1
St Helena Is, Dade	1
Vernon, Walton	1
West Miami, Unknown	1
Waukesha, Volusia	1
Venezuela, Unknown	1
Whippany, Volusia	1
Xifamk, Dade	1
Windermere, Alachua	1
Winfield, Hillsborough	1
Winter Garden, Unknown	1
Winter Park, Brevard	1
Winter Park, Unknown	1
Orlando, Gadsden	1
Orlando, Hernando	1
Orlando, St. Johns	1
Orem, Dade	1
Orlando, Citrus	1
Ocala, Duval	1
Okeechobi, Unknown	1
Monument, Broward	1
Mokena, Lee	1
Morrisville, Palm Beach	1
North Brunswick, St. Lucie	1
North Grafton, Dade	1
North Lauderdale, Unknown	1
North Porte, Unknown	1
Notrealville, Polk	1
Orlando, Walton	1
Oviedo, Lake	1
Pensacola, Dade	1
Panomo City, Bay	1
Parrish, Sarasota	1
Plantation, Leon	1
Pooler, Broward	1
Port St. Lucie, Unknown	1
Punta Gorda, Sarasota	1

COVID-19: characteristics of 1,781,450 Florida resident cases

Data through Feb 11, 2021 verified as of Feb 12, 2021 at 09:25 AM

Data in this report are provisional and subject to change.

The table below includes the cities and counties of residence for cases in Florida residents based on the patient's ZIP Code. Note that city is not always received as part of the initial notification and may be missing while the case is being investigated.

City and county	Cases
Putnam, Putnam	1
Rye, Palm Beach	1
Ridgewood, Lee	1
Roayl Palm Beach, Palm Beach	1
Roseville, Broward	1
Saint Petersburg, Bay	1
San Marcos, Unknown	1
Lake Worth, Unknown	1
Litchfield Park, Monroe	1
Littleton, St. Johns	1
Jupiter, Pinellas	1
Kansas City, Palm Beach	1
Lake Como, Nassau	1
Lake In The Hills, Broward	1
Gwynn Oak, Polk	1
Indianapolis, Lee	1
Newaygo, Charlotte	1
New Canaan, Dade	1
Na, Dade	1
Naples, Leon	1
Melbourne, Volusia	1
Mattoon, Lee	1
Milford, Bay	1
Milford, Unknown	1
Marianna, Leon	1
Marianna, Washington	1
Mary Esther, Hillsborough	1
Los Angeles, Orange	1
Maitland, Palm Beach	1
Marathon Shores, Monroe	1
Fort Worth, Broward	1
Franklin, Orange	1
Frostproof, Highlands	1
Gainesville, Palm Beach	1
Gainesville, Santa Rosa	1
Crescent City, Marion	1
Crestview, Unknown	1
Commerce Township, Manatee	1
Crawfordville, Alachua	1
Denton, Broward	1
Destin, Bay	1
Eureka, Flagler	1
Evansville, Citrus	1
Bonnie, St. Johns	1
Boys Ranch, Suwannee	1
Brownsville, Escambia	1
Bryant, Palm Beach	1
Clearwater, Hillsborough	1
Coal City, Pasco	1
Celebration, Orange	1
Chicago, Broward	1
Choctaw Beach, Unknown	1
8852 Teacher Ln, Pasco	1
Addison, Pasco	1
Apopka, Citrus	1
Apopka, Hillsborough	1
Arabi, Orange	1
Austin, Dade	1
Belleair Bluffs, Unknown	1

COVID-19: characteristics of 1,781,450 Florida resident cases

Data through Feb 11, 2021 verified as of Feb 12, 2021 at 09:25 AM

Data in this report are provisional and subject to change.

The table below includes the cities and counties of residence for cases in Florida residents based on the patient's ZIP Code. Note that city is not always received as part of the initial notification and may be missing while the case is being investigated.

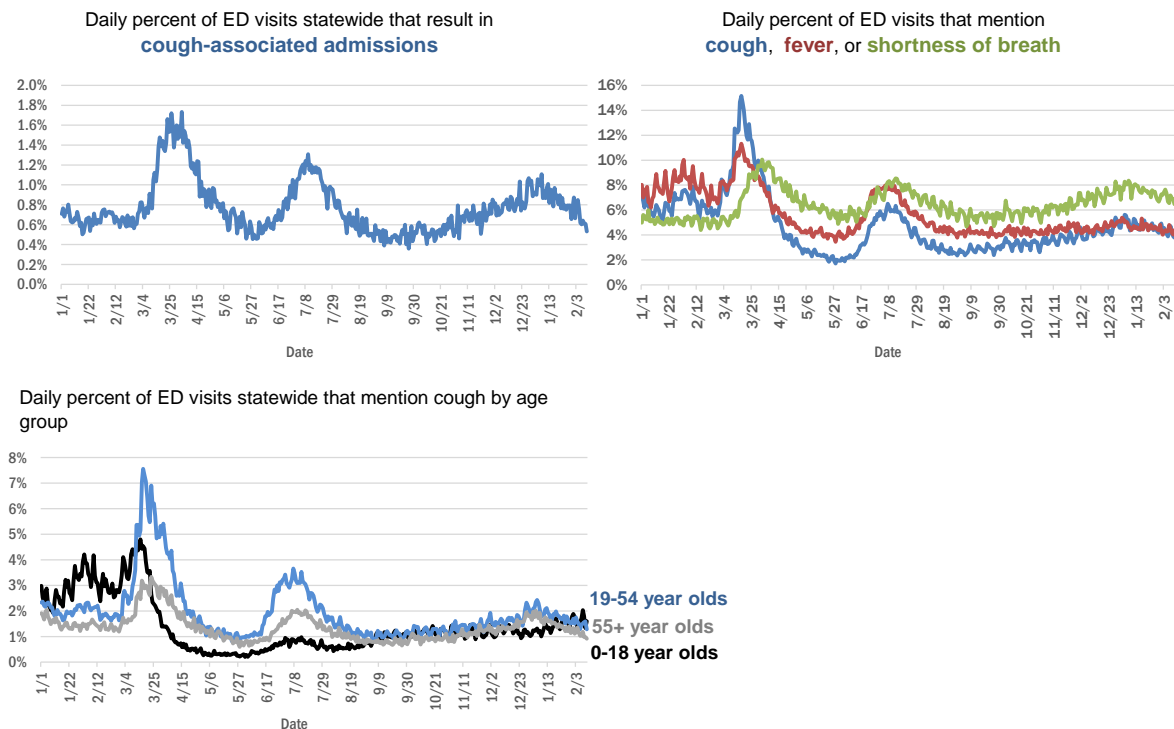
City and county	Cases
Apo, Collier	1
Big Torch Key, Monroe	1
Black, Holmes	1
Boca Raton, Lee	1
Bonifay, Unknown	1
Unknown, Duval	1
Upland, Manatee	1
Surfside Beach, Orange	1
Sun City Center, Lee	1
Tampa, Duval	1
Tavares, Unknown	1
Temple, Palm Beach	1
Scottsdale, Brevard	1
St Peterburg, Orange	1
Stiamk, Dade	1
Summerdale, Escambia	1
Roswell, Bay	1
Ruskin, Dade	1
Ruskin, Manatee	1
Saint Petersburg, Duval	1
Saint Petersburg, Manatee	1
Port Saint Lucie, Marion	1
Port St Luice, Unknown	1
Pompano Beach, Osceola	1
Pensacola Naval Hospital, Escambia	1
Plymouth, Pasco	1
Pass-A-Grille, Pinellas	1
Oviedo, Orange	1
Pace, Escambia	1
Painted Post, Pasco	1
Palatka, Marion	1
Okeechobee, Unknown	1
North Port, Charlotte	1
Winter Springs, Polk	1
Youngstown, Washington	1
Winnetka, Dade	1
Winter Garden, Osceola	1
Winter Haven, Osceola	1
Winter Park, Duval	1
Winter Park, Palm Beach	1
Weston, Unknown	1
Wildwood, Lee	1
West Hollywood, Broward	1
Waverly, Duval	1
Wabasha, Clay	1
Total	1,781,450

COVID-19: additional surveillance information

Data through Feb 11, 2021 verified as of Feb 12, 2021 at 09:25 AM

Data in this report are provisional and subject to change.

Statewide emergency department (ED) chief complaint and admission data



The Electronic Surveillance System for the Early Notification of Community-Based Epidemics (ESSENCE-FL) includes chief complaint data from 211 of 211 Florida EDs. Data are transmitted electronically to ESSENCE-FL daily or hourly.

COVID-19: testing by laboratory

Data through Feb 11, 2021 verified as of Feb 12, 2021 at 09:25 AM

Data in this report are provisional and subject to change.

The numbers in the table below represent the number of Florida and non-Florida residents for whom test results were received by the Department of Health. A person can be tested by more than one laboratory and can have both positive and negative results. **Therefore, the sum of the numbers in each column will be larger than the total number of people tested.**

Reporting lab	Inconclusive	Negative	Positive	Percent positive	Total
LABORATORY CORPORATION OF AMERICA	2,451	1,518,423	208,011	12%	1,728,885
CURATIVE LABS	13,130	1,372,940	206,972	13%	1,593,042
QUEST DIAGNOSTICS	11,275	1,306,228	193,337	13%	1,510,840
BIO REFERENCE LABORATORIES, INC	7,554	886,565	170,329	16%	1,064,448
REALTOX LABS LLC	6,076	564,862	92,574	14%	663,512
HELIX	7,502	547,617	96,880	15%	651,999
GENETWORX	661	390,602	32,958	8%	424,221
CDR MAGUIRE - HEALTH CARE CENTER		338,627	51,528	13%	390,155
NOMI_HEALTH	1,990	335,364	49,894	13%	387,248
RCA LABORATORY SERVICES, LLC		346,009	37,029	10%	383,038
EAST FLORIDA STATE COLLEGE - BREVARD		212,887	26,986	11%	239,873
IMPACT HEALTH BIOMETRIC TESTING, INC	1,016	206,229	24,007	10%	231,252
BPHL-JACKSONVILLE	18	165,289	29,666	15%	194,973
NOMI HEALTH LAB SERVICES		172,679	19,803	10%	192,482
PWNHEALTH	1,091	148,311	20,612	12%	170,014
CB SMITH PARK		150,117	18,794	11%	168,911
MAKO GENOMICS	7,319	132,091	24,167	15%	163,577
ADVENTHEALTH LAB	99	142,943	18,668	12%	161,710
MAYO CLINIC LABORATORIES	328	132,837	17,022	11%	150,187
ELABNETWORK	1,059	136,944	11,686	8%	149,689
FULGENT DIAGNOSTICS LABORATORY	2,828	131,510	14,572	10%	148,910
BPHL-MIAMI	225	121,837	20,846	15%	142,908
BAYCARE LABORATORIES LLC	549	119,925	10,754	8%	131,228
NORTHWEST LABORATORY	246	121,053	6,473	5%	127,772
MEMORIAL REGIONAL HOSPITAL SOUTH	25	105,421	21,753	17%	127,199
ASCENSION SACRED HEART HOSPITAL - PENSACOLA	2	107,340	17,170	14%	124,512
BIOCOLLECTIONS WORLDWIDE, INC	727	105,411	13,194	11%	119,332
ORLANDO HEALTH SYSTEM	676	105,297	11,096	9%	117,069
ADVENT HEALTH LAB	112	101,260	13,956	12%	115,328
MEDICAL DIAGNOSTIC LABORATORIES	973	98,510	14,211	12%	113,694
UF HEALTH MEDICAL LAB	33	92,361	8,680	9%	101,074
BPHL-TAMPA (SPECTRUM BLVD)	45	84,050	15,652	16%	99,747
AKESOGEN		82,839	15,967	16%	98,806
TESTING MATTERS INC	428	83,254	13,893	14%	97,575
KORVALABS, INC	1,285	91,414	4,695	5%	97,394
TAMPA GENERAL HOSPITAL	4	84,965	8,212	9%	93,181
DIATHERIX LABORATORIES (VRL EUROFINS)		79,974	12,076	13%	92,050
SUNPATH MEDICAL DIAGNOSTICS LABORATORY	791	76,205	11,783	13%	88,779
AEGIS SCIENCES CORPORATION	717	67,250	12,282	15%	80,249
BAPTIST HEALTH SOUTH FLORIDA	328	68,890	10,944	14%	80,162
ASCENSION ST VINCENT'S - RIVERSIDE	1	64,801	9,593	13%	74,395
PALM BEACH BALLPARK		66,024	7,075	10%	73,099
JACKSON MEMORIAL HOSPITAL CLINICAL LAB	79	57,140	10,695	16%	67,914
LAKELAND REGIONAL MEDICAL CENTER	129	58,914	7,940	12%	66,983
SOUTH MIAMI HOSPITAL LAB	381	57,887	8,475	13%	66,743
AMERICAN HEALTH ASSOCIATES	9	56,678	4,997	8%	61,684

COVID-19: testing by laboratory

Data through Feb 11, 2021 verified as of Feb 12, 2021 at 09:25 AM

Data in this report are provisional and subject to change.

The numbers in the table below represent the number of Florida and non-Florida residents for whom test results were received by the Department of Health. A person can be tested by more than one laboratory and can have both positive and negative results. **Therefore, the sum of the numbers in each column will be larger than the total number of people tested.**

Reporting lab	Inconclusive	Negative	Positive	Percent positive	Total
UF HEALTH SHANDS HOSPITAL	440	56,135	4,227	7%	60,802
AIT LABORATORIES		49,874	6,113	11%	55,987
INGENIOUS PERSONALIZED MEDICINE	176	44,666	9,465	17%	54,307
ARUP LABORATORIES	16	50,055	2,921	6%	52,992
APPLIED INGENUITY DIAGNOSTICS LLC		47,154	2,138	4%	49,292
BAPTIST HEALTH - JACKSONVILLE	4	43,921	3,698	8%	47,623
TALLAHASSEE MEMORIAL HOSPITAL	230	41,188	5,257	11%	46,675
GENESIS REFERENCE LABORATORIES		40,912	4,744	10%	45,656
VIRACOR EUROFINS		35,453	9,808	22%	45,261
SARASOTA MEMORIAL HOSPITAL MAIN LAB	12	37,681	3,415	8%	41,108
BROWARD GENERAL MEDICAL CENTER-CLINICAL LAB	2	35,795	3,899	10%	39,696
MILLENNIUM PHYSICIAN GROUP	17	32,513	6,311	16%	38,841
FLORIDA HOSPITAL - TAMPA	37	34,847	3,056	8%	37,940
NICKLAUS CHILDREN'S HOSPITAL	66	33,108	4,730	12%	37,904
LEE HEALTH - CAPE CORAL HOSPITAL	3	31,960	5,333	14%	37,296
ADVENTIST HEALTH SYSTEMS SUNBELT INC DBA		33,276	3,789	10%	37,065
ORANGE COUNTY CONVENTION CENTER		33,330	3,692	10%	37,022
UNIVERSITY OF MIAMI HOSPITAL	123	32,860	3,479	10%	36,462
MIAMI DADE COUNTY		32,093	3,528	10%	35,621
UF HEALTH JACKSONVILLE	47	30,987	3,719	11%	34,753
WALGREENS	34	28,934	5,345	16%	34,313
DWIC OF TAMPA BAY INC		30,547	3,582	10%	34,129
ECCO LAB GROUP CO	494	28,813	4,523	13%	33,830
MINUTECLINIC LLC		24,873	4,645	16%	29,518
NORTH FLORIDA REGIONAL MEDICAL CENTER		26,062	3,243	11%	29,305
MEDFAST URGENT CARE CENTERS, LLC	18	24,859	3,853	13%	28,730
MOUNT SINAI MEDICAL CENTER	10	25,752	2,832	10%	28,594
ST JOSEPHS HOSPITAL LABORATORY	23	25,207	3,355	12%	28,585
JUPITER MEDICAL CENTER LAB	76	25,832	2,500	9%	28,408
BRANDON REGIONAL HOSPITAL		24,791	3,334	12%	28,125
STS LAB 2 LLC	6	25,224	1,278	5%	26,508
JFK MEDICAL CENTER LAB	1	22,592	2,964	12%	25,557
PALMETTO GENERAL HOSPITAL LAB	3	21,127	4,389	17%	25,519
INTEGRATED REGIONAL LABORATORIES LLP	1	21,885	3,624	14%	25,510
WATSON CLINIC LLP		19,892	4,660	19%	24,552
ACCESS DX LABORATORY	217	21,563	2,064	9%	23,844
GENESIS MEDICAL LABORATORY	304	19,399	3,728	16%	23,431
MALABAR MEDICAL WALK IN CLINIC	1	19,371	3,857	17%	23,229
HOLY CROSS HOSPITAL CLINICAL LAB	1	21,148	1,978	9%	23,127
NIGHT LITE PEDIATRIC CENTER LLC		20,627	2,414	10%	23,041
HEALTHLINK DIAGNOSTIC LABORATORIES	282	20,124	2,281	10%	22,687
AVENTUS BIO LABS	16	19,703	2,885	13%	22,604
STATLAB_MOBILE	1	20,028	2,023	9%	22,052
MORTON PLANT HOSPITAL-ADLER INSTITUTE	26	19,682	2,334	11%	22,042

COVID-19: testing by laboratory

Data through Feb 11, 2021 verified as of Feb 12, 2021 at 09:25 AM

Data in this report are provisional and subject to change.

The numbers in the table below represent the number of Florida and non-Florida residents for whom test results were received by the Department of Health. A person can be tested by more than one laboratory and can have both positive and negative results. **Therefore, the sum of the numbers in each column will be larger than the total number of people tested.**

Reporting lab	Inconclusive	Negative	Positive	Percent positive	Total
PANCARE OF FLORIDA INC		19,470	2,326	11%	21,796
NAPLES COMMUNITY HOSPITAL	69	19,215	1,987	9%	21,271
LAB DIAGNOSTICS LLC	387	15,545	5,293	25%	21,225
ADVENT HEALTH - DAYTONA BEACH	32	18,890	1,646	8%	20,568
EXACT SCIENCES LABORATORIES		18,177	2,306	11%	20,483
DRS CLACK SPENCER WHITE & MCCORMACK PA D/B/A		18,440	1,926	9%	20,366
PATIENTS FIRST LAKE ELLA MEDICAL CENTER PA		16,831	3,161	16%	19,992
SAINT MARY'S MEDICAL CENTER	24	17,597	2,079	11%	19,700
INFINITY BIOLOGIX LLC	54	18,735	817	4%	19,606
UNITED CLINICAL LABORATORY LLC	2	15,885	2,151	12%	18,038
HEALTH CENTER AT SINAI RESIDENCES		16,930	506	3%	17,436
CLEVELAND CLINIC HOSPITAL LAB	4	15,270	2,090	12%	17,364
BAYFRONT HEALTH - ST PETERSBURG	17	14,994	2,290	13%	17,301
BIOCERNA LABS	461	14,582	2,112	12%	17,155
LEESBURG REGIONAL MEDICAL CENTER		14,820	2,074	12%	16,894
OSCEOLA REGIONAL MEDICAL CENTER	1	14,723	2,166	13%	16,890
CLEVELAND CLINIC TRADITION HOSPITAL		15,453	1,157	7%	16,610
WELLINGTON REGIONAL MED CTR LAB	6	14,468	1,793	11%	16,267
HOMESTEAD HOSPITAL CLINICAL LABORATORY	27	13,293	2,865	18%	16,185
MEMORIAL HOSPITAL JACKSONVILLE	8	13,424	2,649	16%	16,081
NORTHWEST MEDICAL CENTER	1	13,253	1,879	12%	15,133
ORANGE PARK MEDICAL CENTER	9	12,572	2,525	17%	15,106
ACCESS MEDICAL LABORATORIES	4	7,700	7,149	48%	14,853
INDIAN RIVER PATHOLOGY LLC		13,654	1,192	8%	14,846
CLARITY LAB SOLUTIONS	84	12,991	1,652	11%	14,727
VISTA CLINICAL DIAGNOSTICS	479	12,524	1,608	11%	14,611
BETHESDA HOSPITAL EAST		13,166	1,355	9%	14,521
INDIAN RIVER MEDICAL CENTER LAB		13,669	852	6%	14,521
OAK HILL HOSPITAL		12,820	1,632	11%	14,452
DELRAY MEDICAL CENTER LAB	3	12,938	1,510	10%	14,451
WEST KENDALL BAPTIST HOSPITAL	10	11,506	2,731	19%	14,247
PRIVA PATH LABS	74	13,221	891	6%	14,186
LAWNWOOD REGIONAL MEDICAL CENTER	1	12,116	1,952	14%	14,069
MEMORIAL REGIONAL HOSPITAL CLINICAL LABORATORY	10	13,109	908	6%	14,027
BAPTIST HEALTHCARE - BAPTIST HOSPITAL	5	10,890	2,972	21%	13,867
LEE HEALTH - LEE MEMORIAL HOSPITAL		10,285	3,503	25%	13,788
BAPTIST HEALTH - SOUTH		12,472	1,131	8%	13,603
UHEALTH CORAL GABLES/LENNAR MED CTR	18	12,650	870	6%	13,538
LARGO MEDICAL CENTER		11,908	1,512	11%	13,420
WINTER HAVEN HOSPITAL CLINICAL LABORATORY	4	11,277	2,082	16%	13,363
NONA SCIENTIFIC	5	10,115	3,108	23%	13,228
WEST FLORIDA HOSPITAL LAB		10,052	2,860	22%	12,912
CARDIOPATH	84	11,154	1,652	13%	12,890
THE HEALTHCARE DISTRICT OF PALM BEACH COUNTY	42	11,123	1,615	13%	12,780

COVID-19: testing by laboratory

Data through Feb 11, 2021 verified as of Feb 12, 2021 at 09:25 AM

Data in this report are provisional and subject to change.

The numbers in the table below represent the number of Florida and non-Florida residents for whom test results were received by the Department of Health. A person can be tested by more than one laboratory and can have both positive and negative results. **Therefore, the sum of the numbers in each column will be larger than the total number of people tested.**

Reporting lab	Inconclusive	Negative	Positive	Percent positive	Total
ADVENTHEALTH CENTRA CARE LAKE BUENA VISTA		11,081	1,422	11%	12,503
MEDICAL CENTER OF TRINITY CLINICAL LABORATORY	2	11,061	1,337	11%	12,400
GOOD SAMARITAN MEDICAL CENTER LAB	2	10,740	1,606	13%	12,348
WESTSIDE REGIONAL MED CTR	2	10,519	1,806	15%	12,327
PALMS WEST HOSPITAL LAB	2	10,551	1,766	14%	12,319
ST ANTHONY'S HOSPITAL LAB	30	10,793	1,455	12%	12,278
LAKE CITY HM		11,147	988	8%	12,135
MERCY HOSPITAL A CAMPUS OF PLANTATION GEN HOSP LAB	1	10,079	1,931	16%	12,011
FLORIDA HOSPITAL WATERMAN LABORATORY	70	10,997	861	7%	11,928
BINAXNOW	9	9,070	2,800	24%	11,879
GULF COAST MEDICAL CENTER MICROLAB		9,240	2,596	22%	11,836
REGIONAL MEDICAL CENTER BAYONET POINT	2	10,803	959	8%	11,764
ST MARKS HOSPITAL LABORATORY B	78	10,627	1,002	9%	11,707
PWN HEALTH	17	9,613	2,068	18%	11,698
NEMOURS CHILDRENS HOSPITAL	1	10,933	668	6%	11,602
THE VILLAGES REGIONAL HOSPITAL		10,378	1,181	10%	11,559
CAPITAL REGIONAL MEDICAL CTR		9,110	2,277	20%	11,387
ST JOSEPHS HOSPITAL	18	9,769	1,468	13%	11,255
GENOVA DIAGNOSTICS LABORATORY	57	10,190	973	9%	11,220
MOLECULAR INFECTIOUS DISEASES	319	10,484	368	3%	11,171
AVENTURA HOSPITAL LAB		9,031	2,136	19%	11,167
CORAL GABLES HOSPITAL CLINICAL LABORATORY		9,322	1,793	16%	11,115
HALIFAX MEDICAL CENTER LAB	36	9,410	1,662	15%	11,108
FLORIDA LABORATORY ANALYSIS		9,623	1,410	13%	11,033
COAST DIAGNOSTICS LLC	45	9,760	1,159	11%	10,964
WEST BOCA MEDICAL CENTER LAB		10,080	815	7%	10,895
BLAKE MEDICAL CENTER		9,484	1,380	13%	10,864
LARKIN COMMUNITY HOSPITAL	10	9,374	1,442	13%	10,826
LEE HEALTH - HEALTH PARK MEDICAL CENTER		8,963	1,776	17%	10,739
MANATEE MEMORIAL HOSPITAL		9,786	916	9%	10,702
PATHNOSTICS	41	8,318	2,310	22%	10,669
BAPTIST HEALTH SOUTH FLORIDA - WEST KENDALL URGENT CARE		8,939	1,713	16%	10,652
MEASE COUNTRYSIDE LAB	14	9,466	1,152	11%	10,632
PALM BEACH GARDENS MEDICAL CTR LAB		9,488	1,045	10%	10,533
LARKIN COMMUNITY HOSPITAL INC DBA CARDIOTROPIC		6,820	3,621	35%	10,441
LAKE CITY MEDICAL CENTER		7,912	2,115	21%	10,027
VIKOR SCIENTIFIC	43	8,159	1,722	17%	9,924
FLORIDA HOSPITAL HEARTLAND MED CTR CLINICAL LAB	33	8,580	1,305	13%	9,918
PRECISION HEALTH RESOURCES LLC		9,249	626	6%	9,875
SRQ DRIVE THROUGH		8,944	905	9%	9,849
ADVENT HEALTH - WESLEY CHAPEL	14	8,876	923	9%	9,813
PALM BEACH BALL PARK		8,605	1,007	10%	9,612
AVECINA	17	8,866	696	7%	9,579
PLANTATION GENERAL HOSPITAL		8,053	1,485	16%	9,538
DOCTORS HOSPITAL	7	7,837	1,582	17%	9,426
AVECINA MEDICAL	4	6,201	3,172	34%	9,377

COVID-19: testing by laboratory

Data through Feb 11, 2021 verified as of Feb 12, 2021 at 09:25 AM

Data in this report are provisional and subject to change.

The numbers in the table below represent the number of Florida and non-Florida residents for whom test results were received by the Department of Health. A person can be tested by more than one laboratory and can have both positive and negative results. **Therefore, the sum of the numbers in each column will be larger than the total number of people tested.**

Reporting lab	Inconclusive	Negative	Positive	Percent positive	Total
MEDRITE MEDICAL CARE, PC	4,396	4,508	465	5%	9,369
BOSTON HEART DIAGNOSTICS CORP		8,118	1,193	13%	9,311
LEON MEDICAL CENTERS LLC		7,295	2,009	22%	9,304
LABSTAT LLC	3	8,839	432	5%	9,274
P4 CLINICAL, LLC	192	8,154	924	10%	9,270
FLORIDA MEDICAL CENTER - A CAMPUS OF NORTH SHORE	2	8,158	1,108	12%	9,268
SARKIS CLINICAL TRIALS	25	8,035	1,198	13%	9,258
CENTRAL FLORIDA REGIONAL HOSPITAL		8,177	970	11%	9,147
AMERICAN FAMILY CARE		4,917	4,151	46%	9,068
NORTHSIDE HOSPITAL AND HEART INSTITUTE		8,099	931	10%	9,030
CERNERELR_BAYCARE	43	8,320	616	7%	8,979
CORAL SPRINGS MED CTR		8,095	867	10%	8,962
EXPRESS GENE MOLECULAR DIAGNOSTICS LABORATORY		7,541	1,340	15%	8,881
FLORIDA HOSPITAL DELAND	10	7,606	1,132	13%	8,748
INFORM DIAGNOSTICS, INC		8,213	490	6%	8,703
NCF DIAGNOSTICS & DNA TECHNOLOGIES LAB	146	7,922	462	5%	8,530
NATIONWIDE LABORATORY SERVICES INC	286	7,042	1,148	14%	8,476
ADVENTHEALTH CENTRA CARE WATERFORD LAKES		7,045	1,418	17%	8,463
FLORIDA HOSPITAL FLAGLER	29	7,649	729	9%	8,407
BAPTIST HEALTH SOUTH FLORIDA - COUNTRY WALK URGENT CARE		6,888	1,443	17%	8,331
AVECINA MEDICAL OAKLEAF	3	6,977	1,330	16%	8,310
OCALA REGIONAL MEDICAL CENTER		7,148	1,097	13%	8,245
BROWARD HEALTH NORTH CLINICAL LABORATORY		7,281	937	11%	8,218
CERNERELR_BAPTISTMIAMI	31	7,313	862	11%	8,206
NORTH SHORE MEDICAL CENTER		6,808	1,395	17%	8,203
WEST PALM HOSPITAL LAB		7,451	666	8%	8,117
FLORIDA HOSPITAL ZEPHYRHILLS	10	7,201	869	11%	8,080
ALL CHILDREN'S HOSPITAL		7,507	553	7%	8,060
CernerELR_Advent		6,898	1,127	14%	8,025
MEDARBOR DIAGNOSTICS	1	6,924	1,099	14%	8,024
LEE HEALTH - GULF COAST MEDICAL CENTER	2	6,300	1,651	21%	7,953
FLORIDA HOSPITAL OF CARROLLWOOD	23	6,807	1,116	14%	7,946
ADVENTHEALTH CENTRA CARE ST CLOUD	1	6,716	1,092	14%	7,809
SOUTH BAY HOSPITAL CLINICAL LAB	1	6,862	840	11%	7,703
CLEVELAND CLINIC MARTIN SOUTH HOSPITAL	1	6,781	849	11%	7,631
NCH NORTH NAPLES HOSPITAL LAB	15	6,733	830	11%	7,578
KD MEDICAL CHOICE LLC	5	6,836	714	9%	7,555
BAPTIST HEALTH - BEACHES		6,853	611	8%	7,464
MEMORIAL HOSPITAL WEST LABORATORY SERVICES	14	6,633	670	9%	7,317
BAPTIST HEALTH SOUTH FLORIDA - MIAMI LAKES URGENT CARE		5,731	1,561	21%	7,292
POINCIANA MEDICAL CENTER		5,638	1,625	22%	7,263
ISPM LABS, LLC DBA CAPSTONE DIAGNOSTICS, LLC		6,856	372	5%	7,228
SYNERGY LABORATORIES	7	6,199	969	14%	7,175
BAYCARE COMMUNITY HEALTH		6,967	182	3%	7,149
SYNERGY DIAGNOSTIC LABORATORY	91	6,285	752	11%	7,128
HEALTHQUEST ESOTERICS		5,796	1,312	18%	7,108

COVID-19: testing by laboratory

Data through Feb 11, 2021 verified as of Feb 12, 2021 at 09:25 AM

Data in this report are provisional and subject to change.

The numbers in the table below represent the number of Florida and non-Florida residents for whom test results were received by the Department of Health. A person can be tested by more than one laboratory and can have both positive and negative results. **Therefore, the sum of the numbers in each column will be larger than the total number of people tested.**

Reporting lab	Inconclusive	Negative	Positive	Percent positive	Total
SANTA ROSA MEDICAL CENTER		5,774	1,322	19%	7,096
H LEE MOFFITT CANCER CENTER LABORATORY	1	6,835	201	3%	7,037
WEST MARION COMMUNITY HOSPITAL LAB		5,832	1,183	17%	7,015
ANNE BATES LEACH EYE HOSPITAL/ ABLEH MICROBIOLOGY LABORATORY	7	6,878	101	1%	6,986
MEMORIAL HOSPITAL MICRO		6,483	486	7%	6,969
CLEVELAND CLINIC MARTIN NORTH HOSPITAL		6,085	802	12%	6,887
MORTON PLANT-MEASE	5	6,232	645	9%	6,882
LABS ASAP LLC		6,212	666	10%	6,878
FULGENT DIAGNOSTICS	104	6,257	476	7%	6,837
ARCPPOINT LABS OF FORT MYERS	4	5,967	860	13%	6,831
LUMINUS DIAGNOSTICS		6,264	552	8%	6,816
ST LUCIE MEDICAL CENTER		5,417	1,317	20%	6,734
LAKEWOOD RANCH MEDICAL CENTER		6,199	534	8%	6,733
FLORIDA HOSPITAL FISH MEMORIAL	19	5,680	981	15%	6,680
GENE BY GENE, GENOMICS RESEARCH CENTER LAB	44	6,216	365	6%	6,625
VISTA CLINICAL	8	3,849	2,710	41%	6,567
INFINITY BIOLOGIX LLC (GINKO BIOWORKS)	18	6,333	173	3%	6,524
BAPTIST HEALTH SOUTH FLORIDA - WESTCHESTER URGENT CARE		5,309	1,168	18%	6,477
MEDEXPRESS URGENT CARE	2	4,387	2,063	32%	6,452
AVERO DIAGNOSTICS - IRVING	10	5,937	456	7%	6,403
ADVENTHEALTH CENTRA CARE UNIVERSITY	1	5,634	723	11%	6,358
FLORIDA HOSPITAL Ocala		5,467	841	13%	6,308
ADVENTHEALTH CENTRA CARE CLERMONT		5,362	923	15%	6,285
HIALEAH HOSPITAL	4	4,830	1,378	22%	6,212
ADVENTHEALTH CENTRA CARE WINTER GARDEN	1	5,495	666	11%	6,162
ADVENTHEALTH CENTRA CARE WINTER PARK		5,557	591	10%	6,148
BAPTIST HEALTH SOUTH FLORIDA - DORAL URGENT CARE		4,906	1,238	20%	6,144
UNKNOWN	3	3,285	2,803	46%	6,091
ST JOSEPHS NORTH HOSPITAL LAB	7	5,138	831	14%	5,976
ADVENTHEALTH CENTRA CARE DR PHILLIPS		5,436	535	9%	5,971
OVIEDO MEDICAL CENTER		5,350	616	10%	5,966
BAPTIST HEALTH - NASSAU		5,566	328	6%	5,894
ADVENTHEALTH CENTRA CARE LAKELAND	1	5,077	771	13%	5,849
BAYFRONT HEALTH - VENICE REGIONAL MEDICAL	1	5,338	505	9%	5,844
HOLIDAY CVS LLC		5,578	266	5%	5,844
IMPERIAL POINT MEDICAL CENTER		5,344	492	8%	5,836
ATLANTIS URGENT CARE	1	4,172	1,506	27%	5,679
ADVENTHEALTH CENTRA CARE LEE ROAD		5,087	563	10%	5,650
SOLARIS DIAGNOSTICS	10	5,073	558	10%	5,641
FORT WALTON BEACH MEDICAL CENTER		4,765	846	15%	5,611
ST PETERSBURG GENERAL HOSPITAL		4,717	876	16%	5,593
BAYFRONT HEALTH - PORT CHARLOTTE		5,099	459	8%	5,558
ADVENTHEALTH CENTRA CARE HUNTERS CREEK	3	4,752	781	14%	5,536
TROPICANA FIELD - LOT 2	19	4,916	482	9%	5,417
EMERALD COAST URGENT CARE		4,086	1,317	24%	5,403
INDIAN RIVER MEDICAL CENTER		4,570	769	14%	5,339

COVID-19: testing by laboratory

Data through Feb 11, 2021 verified as of Feb 12, 2021 at 09:25 AM

Data in this report are provisional and subject to change.

The numbers in the table below represent the number of Florida and non-Florida residents for whom test results were received by the Department of Health. A person can be tested by more than one laboratory and can have both positive and negative results. **Therefore, the sum of the numbers in each column will be larger than the total number of people tested.**

Reporting lab	Inconclusive	Negative	Positive	Percent positive	Total
BAPTIST HEALTH SOUTH FLORIDA - PEMBROKE PINES URGENT CARE		4,462	873	16%	5,335
SUNRISE MEDICAL LABORATORIES	2	4,945	365	7%	5,312
MEDEXPRESS URGENT CARE OF BOYNTON BEACH LLC		4,967	338	6%	5,305
COMMUNITY HEALTH CENTERS OF PINELLAS INC		4,194	1,102	21%	5,296
ADVENTHEALTH CENTRA CARE SANFORD		4,693	601	11%	5,294
SOUTH FLORIDA BAPTIST HOSPITAL MICRO	4	4,415	843	16%	5,262
ADVENTHEALTH CENTRA CARE MOUNT DORA		4,395	866	16%	5,261
MARTIN HOSPITAL SOUTH LAB		4,966	283	5%	5,249
FLORIDA HOSPITAL NORTH PINELLAS	11	4,803	428	8%	5,242
ADVENTHEALTH CENTRA CARE LAKE MARY	2	4,547	672	13%	5,221
SUNCOAST PATHOLOGY ASSOCIATES		4,754	447	9%	5,201
ADVENTHEALTH CENTRA CARE KISSIMMEE		4,654	536	10%	5,190
CLINICAL REFERENCE LABORATORY	2	4,895	250	5%	5,147
TRINITY SPRINGS		4,357	729	14%	5,086
ADVENTHEALTH CENTRA CARE APOPKA	1	4,397	683	13%	5,081
MEDEXPRESS URGENT CARE HUDSON		4,367	667	13%	5,034
EMPIRE CITY LABORATORIES INC	53	4,216	707	14%	4,976
ADVENTIST HEALTH SYSTEMS, SUNBELT INC		4,372	598	12%	4,970
DOCTORS URGENT CARE LLC	1	4,035	921	19%	4,957
NCH DOWNTOWN NAPLES HOSPITAL	11	4,400	535	11%	4,946
BAPTIST HEALTH SOUTH FLORIDA - CORAL SPRINGS URGENT CARE		4,255	687	14%	4,942
ANGEL KIDS PEDIATRICS		4,610	300	6%	4,910
PUTNAM COMMUNITY MEDICAL CENTER		4,213	659	14%	4,872
MEDICAL DNA LABS LLC	3	4,446	420	9%	4,869
ACUTIS DIAGNOSTICS	17	3,880	937	19%	4,834
NORTHWEST FLORIDA COMMUNITY HOSPITAL	29	3,460	1,341	28%	4,830
ADVENTHEALTH CENTRA CARE ALTAMONTE		4,232	596	12%	4,828
PARAMOUNT URGENT CARE		2,337	2,478	51%	4,815
MICROGEN DX	4	4,084	669	14%	4,757
UNIVERSITY HOSPITAL AND MEDICAL CENTER		3,544	1,096	24%	4,640
EGLIN AIR FORCE BASE	12	3,298	1,329	29%	4,639
NCH NORTH NAPLES HOSPITAL	6	4,016	585	13%	4,607
NIGHT LITE PEDIATRICS	4	3,341	1,248	27%	4,593
BAPTIST HEALTH - NORTH		3,563	1,015	22%	4,578
DOCTORS URGENT CARE OF LUTZ LLC	1	3,645	898	20%	4,544
PRO CLINIC		3,527	1,000	22%	4,527
COASTAL MED URGENT CARE		3,068	1,451	32%	4,519
ADVENTHEALTH CENTRA CARE AZALEA PARK		3,862	656	15%	4,518
URGENT CARE CURE	2	3,837	647	14%	4,486
MOFFITT CANCER CENTER	6	4,386	94	2%	4,486
ADVENTHEALTH CENTRA CARE OVIEDO		3,830	628	14%	4,458
AHCC WESLEY CHAPEL		3,973	479	11%	4,452
PALMS OF PASADENA HOSPITAL		3,906	495	11%	4,401
ESCAMBIA COMMUNITY CLINICS INC	8	3,250	1,143	26%	4,401
BAPTIST HEALTH SOUTH FLORIDA - TAMiami TRAIL URGENT CARE		3,532	866	20%	4,398
THE CENTER FOR URGENT CARE	3	3,606	733	17%	4,342

COVID-19: testing by laboratory

Data through Feb 11, 2021 verified as of Feb 12, 2021 at 09:25 AM

Data in this report are provisional and subject to change.

The numbers in the table below represent the number of Florida and non-Florida residents for whom test results were received by the Department of Health. A person can be tested by more than one laboratory and can have both positive and negative results. **Therefore, the sum of the numbers in each column will be larger than the total number of people tested.**

Reporting lab	Inconclusive	Negative	Positive	Percent positive	Total
BAPTIST HEALTH SOUTH FLORIDA - CORAL GABLES (UNIVERSITY) URGENT CARE		3,740	594	14%	4,334
MEDEXPRESS URGENT CARE - ESTERO		3,855	433	10%	4,288
ADVENTHEALTH CENTRA CARE SOUTH ORANGE		3,660	611	14%	4,271
WESTCHESTER HOSPITAL	23	3,409	832	20%	4,264
ADVENTHEALTH EXPRESS CARE		3,420	836	20%	4,256
DOCTORS HOSPITAL OF SARASOTA CLINICAL LABORATORY		3,699	546	13%	4,245
BAPTIST HEALTH SOUTH FLORIDA - KENDALE LAKES URGENT CARE		3,397	840	20%	4,237
MEASE DUNEDIN HOSPITAL	5	3,786	413	10%	4,204
ADVENTHEALTH CENTRA CARE LONGWOOD		3,705	486	12%	4,191
ADVENTHEALTH CENTRA CARE ORANGE LAKE		3,699	489	12%	4,188
BAPTIST HEALTH SOUTH FLORIDA - PINECREST URGENT CARE		3,611	572	14%	4,183
ADVENTHEALTH CENTRA CARE PORT ORANGE		3,486	687	16%	4,173
PEDIATRIC HEALTH CARE ALLIANCE PA		3,808	355	9%	4,163
FLORIDA FAMILY LABORATORY, INC DBA	33	3,757	371	9%	4,161
QDX PATHOLOGY SERVICES	2	3,819	338	8%	4,159
MINUTECLINIC		3,563	587	14%	4,150
RAULERSON HOSPITAL		3,407	730	18%	4,137
MINUTECLINIC LLC #3703		3,452	682	16%	4,134
ADVENT HEALTH - HEART OF FLORIDA ER	1	3,502	603	15%	4,106
HEALTH FIRST ADVENTHEALTH CENTRA CARE GATEWAY	1	3,701	400	10%	4,102
HEALTH FIRST ADVENTHEALTH CENTRA CARE TITUSVILLE		3,655	435	11%	4,090
BAPTIST HEALTH SOUTH FLORIDA - CORAL GABLES URGENT CARE		3,396	681	17%	4,077
NIGHT LITE PEDIATRICS URGENT CARE	1	3,414	638	16%	4,053
MEDEXPRESS URGENT CARE - ROYAL PALM BEACH		3,644	388	10%	4,032
ADVENTHEALTH CENTRA CARE SAND LAKE		3,596	405	10%	4,001
PHYSICIANS REGIONAL MEDICAL CENTER - PINE RIDGE RD	1	3,265	729	18%	3,995
TALLAHASSEE PRIMARY CARE ASSOCIATES		3,481	510	13%	3,991
MEDEXPRESS URGENT CARE - GOLDEN GATE		3,543	416	11%	3,959
MEDEXPRESS URGENT CARE PALM BEACH GARDENS		3,634	305	8%	3,939
ADVENTHEALTH CENTRA CARE LEESBURG		3,166	768	20%	3,934
BAPTIST HEALTH SOUTH FLORIDA - PALMETTO BAY URGENT CARE		3,302	621	16%	3,923
US BIOTEK LABORATORIES	14	3,503	360	9%	3,877
BETHESDA HOSPITAL WEST		3,430	386	10%	3,816
LEE HEALTH CONVENIENT CARE - PAGE FIELD		3,285	526	14%	3,811
GENESIS DIAGNOSTICS		3,565	240	6%	3,805
FLORIDA COMMUNITY HEALTH CENTER		2,979	806	21%	3,785
BAYFRONT HEALTH - SEVEN RIVERS		3,426	344	9%	3,770
BAYA PHARMACY & URGENT CARE		2,738	1,023	27%	3,761
URGENT CARE OF THE PALM BEACHES		3,013	714	19%	3,727
TWIN CITIES HOSPITAL	1	3,242	475	13%	3,718
MEMORIAL HOSPITAL- MIRAMAR	12	3,411	288	8%	3,711
ASCENSION SACRED HEART - EMERALD COAST		3,044	666	18%	3,710
PREMIER URGENT CARE OF BREVARD LLC	3	3,226	469	13%	3,698
PARAMOUNT URGENT CARE - WINDERMERE		2,300	1,344	37%	3,644
LABORATORY OF FLORIDA LLC	40	3,339	261	7%	3,640
CLARITY LAB SOLUTIONS LLC		3,608	4	0%	3,612

COVID-19: testing by laboratory

Data through Feb 11, 2021 verified as of Feb 12, 2021 at 09:25 AM

Data in this report are provisional and subject to change.

The numbers in the table below represent the number of Florida and non-Florida residents for whom test results were received by the Department of Health. A person can be tested by more than one laboratory and can have both positive and negative results. **Therefore, the sum of the numbers in each column will be larger than the total number of people tested.**

Reporting lab	Inconclusive	Negative	Positive	Percent positive	Total
MEDEXPRESS URGENT CARE - LAKELAND		3,172	415	12%	3,587
MEDCOMP SCIENCES LLC	56	1,735	1,681	48%	3,472
SIPARADIGM LLC	26	3,226	214	6%	3,466
DOCTORS TEST CENTERS		3,050	414	12%	3,464
ADVENTHEALTH CENTRA CARE		3,069	384	11%	3,453
ADVENTHEALTH PROMPT CARE	2	2,444	999	29%	3,445
BAPTIST HEALTH SOUTH FLORIDA - DAVIE URGENT CARE		2,833	590	17%	3,423
BAYFRONT HEALTH - BROOKSVILLE		3,006	416	12%	3,422
MIDWAY SPECIALTY CARE CENTER DIAGNOSTICS	38	3,065	236	7%	3,339
DESOTO MEMORIAL HOSPITAL	3	2,740	591	18%	3,334
ADVENTHEALTH CENTRA CARE COLONIAL TOWN	2	2,967	362	11%	3,331
ENGLEWOOD COMMUNITY HOSPITAL		2,990	321	10%	3,311
ACCU REFERENCE MEDICAL LAB	9	2,573	718	22%	3,300
LAKEVIEW MEDICAL CENTER		2,553	731	22%	3,284
VENTURE MEDICAL OF FLORIDA LLC		3,006	240	7%	3,246
BAPTIST HEALTH SOUTH FLORIDA - WESTON URGENT CARE		2,858	375	12%	3,233
AMELIA URGENT CARE		1,664	1,525	48%	3,189
BAYFRONT HEALTH - PUNTA GORDA		2,948	235	7%	3,183
BARTOW REGIONAL MEDICAL CENTER	1	2,613	498	16%	3,112
MINUTECLINIC LLC # 0709		2,589	463	15%	3,052
PRECISION HEALTH SOLUTIONS		2,875	166	5%	3,041
BAPTIST HEALTH URGENT CARE AT SAWGRASS		2,528	487	16%	3,015
HIGHLANDS REGIONAL MEDICAL CENTER		2,309	692	23%	3,001
MEDEXPRESS URGENT CARE CAPE CORAL		2,553	439	15%	2,992
BAPTIST HEALTH SOUTH FLORIDA - BRICKELL URGENT CARE		2,475	512	17%	2,987
BAYFRONT HEALTH - SPRING HILL		2,694	271	9%	2,965
HEALTH FIRST ADVENTHEALTH CENTRA CARE COCOA		2,687	274	9%	2,961
MINUTECLINIC LLC		2,487	428	15%	2,915
VETERANS AFFAIRS MEDICAL CENTER - ORLANDO	1	1,343	1,555	54%	2,899
WALGREEN CO	2	2,564	325	11%	2,891
STONE CLINICAL LABORATORIES		2,790	96	3%	2,886
WALGREENS ORLANDO	3	2,523	340	12%	2,866
SELECT LABORATORIES - MARION COUNTY, FL LLC	5	2,562	292	10%	2,859
PHARMCO RX	2	2,628	225	8%	2,855
ADVENTIST HEALTH SYSTEMS SUNBELT IN DBA		2,552	283	10%	2,835
SPORTS DRUG TESTING LABORATORY	47	2,675	98	3%	2,820
HOLIDAY CVS LLC DBA CVS PHARMACY #5154		2,738	75	3%	2,813
MEDEXPRESS URGENT CARE - DELAND		2,484	294	11%	2,778
MEMORIAL HOSPITAL PEMBROKE	3	2,423	323	12%	2,749
HEALTH FIRST ADVENTHEALTH CENTRA CARE MALABAR		2,459	281	10%	2,740
BMCT Molecular Diagnostics Subsection		2,219	474	18%	2,693
CITRUS MEMORIAL HOSPITAL LABORATORY		2,247	438	16%	2,685
MEDEXPRESS URGENT CARE LEHIGH ACRES		2,330	348	13%	2,678
BRASHEAR'S VITAL CARE CORP		2,081	578	22%	2,659
MINUTECLINIC LLC #1067		2,306	351	13%	2,657
MINUTECLINIC LLC #8396		2,262	378	14%	2,640

COVID-19: testing by laboratory

Data through Feb 11, 2021 verified as of Feb 12, 2021 at 09:25 AM

Data in this report are provisional and subject to change.

The numbers in the table below represent the number of Florida and non-Florida residents for whom test results were received by the Department of Health. A person can be tested by more than one laboratory and can have both positive and negative results. **Therefore, the sum of the numbers in each column will be larger than the total number of people tested.**

Reporting lab	Inconclusive	Negative	Positive	Percent positive	Total
EMERALD COAST URGENT CARE, LLC	1	1,968	659	25%	2,628
ADVENTHEALTH CENTRA CARE KIDS LAKE MARY		2,429	199	8%	2,628
PALMS MEDICAL GROUP	5	1,693	922	35%	2,620
VERILY LIFE SCIENCES		2,571	23	1%	2,594
PRIMEHEALTH URGENT CARE INC		2,218	361	14%	2,579
ADVENT HEALTH - OCALA		2,124	445	17%	2,569
MINUTECLINIC LLC #3631		2,155	406	16%	2,561
ADVENT HEALTH CENTRA CARE -WINTER PARK KIDS URGENT CARE	4	2,320	232	9%	2,556
ADVENT HEALTH - NEW SMYRNA		2,006	542	21%	2,548
NXGEN MDX LLC	4	2,266	278	11%	2,548
MINUTECLINIC LLC 5852		2,148	394	15%	2,542
MARINERS HOSPITAL		2,280	249	10%	2,529
MC DIAGNOSTIC OF CONNECTICUT, PC #2220		2,125	376	15%	2,501
BAPTIST HEALTH EMERGENCY CENTER COUNTRY WALK	1	2,095	396	16%	2,492
BAPTIST HEALTH - CLAY		2,122	362	15%	2,484
BAPTIST HEALTHCARE - GULF BREEZE HOSPITAL	3	2,043	435	18%	2,481
SCION LAB SERVICES LLC	23	2,254	185	8%	2,462
EMERALD COAST URGENT CARE LLC		1,804	653	27%	2,457
MEDONE PLLC		1,848	596	24%	2,444
QUICK CARE MED PL	2	1,878	543	22%	2,423
ACCESS POINT HEALTHCARE URGENT & PRIMARY CARE	2	1,790	605	25%	2,397
GESSLER CLINIC	2	1,572	820	34%	2,394
BAPTIST HEALTH - OAKLEAF		1,950	420	18%	2,370
MINUTECLINIC LLC #5249		1,847	499	21%	2,346
MEDEXPRESS FORT MYERS		2,045	292	12%	2,337
MINUTE CLINIC LLC		2,005	322	14%	2,327
ALTRU DIAGNOSTICS INC	2	2,191	132	6%	2,325
PHYSICIANS STAT LAB	3	1,066	1,255	54%	2,324
PARAMOUNT URGENT CARE - OVIEDO		1,562	756	33%	2,318
COMMUNITY HEALTH NORTHWEST FLORIDA	4	1,764	547	24%	2,315
PROHEALTH	1	854	1,456	63%	2,311
LEE HEALTH - COCONUT POINT CLINICAL LAB	2	1,872	433	19%	2,307
MINUTECLINIC LLC #3463		1,916	387	17%	2,303
PHYSICIAN ASSOCIATES		2,065	234	10%	2,299
BAPTIST HEALTH SOUTH FLORIDA - MIAMI BEACH URGENT CARE		1,965	332	14%	2,297
PARAMOUNT URGENT CARE - ORLANDO		1,418	836	37%	2,254
MEDEXPRESS URGENT CARE CORAL SPRINGS		2,020	227	10%	2,247
MINUTECLINIC LLC #5253		1,857	386	17%	2,243
PRIMEHEALTH URGENT CARE	1	1,865	360	16%	2,226
SACRED HEART HEALTH SYSTEM, INC	1	1,438	774	35%	2,213
HOLMES REG MED CENTER CLINICAL LAB		1,869	336	15%	2,205
PHYSICIANS REGIONAL MEDICAL CENTER - COLLIER BLVD	1	1,526	673	31%	2,200
PARAMOUNT URGENT CARE INC		673	1,522	69%	2,195
MEDEXPRESS URGENT CARE - VERO BEACH		1,900	282	13%	2,182
MINUTECLINIC LLC #4415		1,812	365	17%	2,177
LOWER KEYS MEDICAL CENTER		1,890	245	11%	2,135

COVID-19: testing by laboratory

Data through Feb 11, 2021 verified as of Feb 12, 2021 at 09:25 AM

Data in this report are provisional and subject to change.

The numbers in the table below represent the number of Florida and non-Florida residents for whom test results were received by the Department of Health. A person can be tested by more than one laboratory and can have both positive and negative results. **Therefore, the sum of the numbers in each column will be larger than the total number of people tested.**

Reporting lab	Inconclusive	Negative	Positive	Percent positive	Total
MEDEXPRESS URGENT CARE - CLEWISTON		1,773	346	16%	2,119
CARENOW URGENT CARE		1,192	912	43%	2,104
ADVENTHEALTH CENTRA CARE CONWAY		1,764	328	16%	2,092
DONALD W ROBERTSON DO PA		1,590	468	23%	2,058
MINUTECLINIC LLC #5854		1,727	329	16%	2,056
MINUTECLINIC LLC #5190		1,674	369	18%	2,043
ASSOCIATED PATHOLOGISTS, LLC	3	1,661	367	18%	2,031
FLORIDA MEDICAL CLINIC	3	957	1,022	52%	1,982
TAMPA COMMUNITY HOSPITAL		1,663	311	16%	1,974
DR G'S URGENT CARE		1,710	253	13%	1,963
BAY MEDICAL CENTER SACRED HEART HEALTH SYSTEM		1,449	507	26%	1,956
DOC SMILEY'S URGENT CARE		1,706	247	13%	1,953
MARION E FETHER MEDICAL CENTER, THE		1,772	162	8%	1,934
UNIVERSITY OF NORTH FLORIDA STUDENT HEALTH		1,850	62	3%	1,912
FLOWERS HOSPITAL		1,710	188	10%	1,898
DYNIX DIAGNOSTIX		1,578	319	17%	1,897
MINUTECLINIC LLC #7886		1,620	267	14%	1,887
MEDFAST URGENT CARE CENTERS LLC		563	1,322	70%	1,885
BLUE MED CONSULTANTS		1,820	64	3%	1,884
ASCENSION SACRED HEART - GULF		1,404	479	25%	1,883
MEDEXPRESS URGENT CARE BOCA RATON		1,720	158	8%	1,878
GENUS3		1,801	71	4%	1,872
AMELIA EXPRESS CARE LLC	10	1,563	264	14%	1,837
MINUTECLINIC LLC #3662		1,556	272	15%	1,828
MEDEXPRESS PORT CHARLOTTE		1,649	163	9%	1,812
INTELEX LABS, LLC		1,754	56	3%	1,810
ADVENT HEALTH - DADE CITY		1,577	230	13%	1,807
MINUTECLINIC LLC #5214		1,507	253	14%	1,760
MINUTECLINIC LLC #5069		1,417	317	18%	1,734
MINUTECLINIC, LLC #4015		1,292	442	25%	1,734
MINUTECLINIC LLC #7887		1,540	192	11%	1,732
MINUTECLINIC LLC # 0514		1,508	221	13%	1,729
BOND URGENT CARE LLC		1,272	447	26%	1,719
MINUTECLINIC LLC #1771		1,435	283	16%	1,718
MINUTECLINIC LLC # 3930		1,441	261	15%	1,702
PARRISH MEDICAL CENTER	1	1,480	218	13%	1,699
CHARLES AIESI CONSULTING INC	8	1,487	204	12%	1,699
MINUTECLINIC LLC #4458		1,344	350	21%	1,694
JW PLASTIC SURGERY		1,449	244	14%	1,693
JACKSON HOSPITAL CLINICAL LABORATORY		1,419	266	16%	1,685
MARTIN HEALTH SYSTEM - ST LUCIE WEST		1,507	164	10%	1,671
IGENOMIX USA LLC	46	1,466	154	9%	1,666
MINUTECLINIC LLC #1055		1,310	354	21%	1,664
MINUTECLINIC LLC #3705		1,433	228	14%	1,661
SPARROW HEALTHCARE	2	1,399	248	15%	1,649
BARDMOOR LABORATORY	9	1,392	234	14%	1,635

COVID-19: testing by laboratory

Data through Feb 11, 2021 verified as of Feb 12, 2021 at 09:25 AM

Data in this report are provisional and subject to change.

The numbers in the table below represent the number of Florida and non-Florida residents for whom test results were received by the Department of Health. A person can be tested by more than one laboratory and can have both positive and negative results. **Therefore, the sum of the numbers in each column will be larger than the total number of people tested.**

Reporting lab	Inconclusive	Negative	Positive	Percent positive	Total
MINUTECLINIC LLC #3814		1,346	289	18%	1,635
NCH NORTHEAST	7	1,251	374	23%	1,632
MINUTECLINIC LLC # 3686		1,403	227	14%	1,630
PATIENTS FIRST - THOMASVILLE ROAD		1,443	187	11%	1,630
NORTH SHORE LONG ISLAND JEWISH HEALTH	1	1,542	80	5%	1,623
MINUTECLINIC LLC #3003		1,273	332	21%	1,605
DOC SMILEYS URGENT CARE LLC		1,298	296	19%	1,594
MINUTECLINIC LLC #7225		1,362	227	14%	1,589
NCHMD INC		1,311	277	17%	1,588
OPTEO LABORATORY		1,554	34	2%	1,588
Community_Health		1,385	191	12%	1,576
MELBOURNE MEDICAL LABORATORY	2	1,365	202	13%	1,569
NEIGHBORHOOD MEDICAL CENTER INC	17	1,372	170	11%	1,559
EMERGENCY PHYSICIANS MEDICAL CENTER		567	990	64%	1,557
SHELL POINT NURSING PAVILION	1	1,481	70	5%	1,552
MINUTECLINIC LLC #3291		1,346	205	13%	1,551
MINUTECLINIC LLC #7973		1,333	217	14%	1,550
CAREFAST+		868	680	44%	1,548
LABTECH DIAGNOSTIC		1,265	280	18%	1,545
MINUTECLINIC, LLC #3204		1,256	281	18%	1,537
WELLINGTON REGIONAL MEDICAL CENTER		1,369	157	10%	1,526
PENSACOLA PEDIATRICS PA	1	1,364	159	10%	1,524
MINUTECLINIC LLC #7173		1,327	196	13%	1,523
LAKE WALES MEDICAL CENTER INC		1,318	203	13%	1,521
MINI ER WATERFORD LAKES, THE		1,283	236	16%	1,519
MINUTECLINIC, LLC (CLINIC 10699)		1,278	234	15%	1,512
WHOLE FAMILY HEALTH CENTER INC		1,212	287	19%	1,499
ASSURANCE SCIENTIFIC LABORATORIES	1	1,217	281	19%	1,499
LABORATORY SPECIALISTS OF MICHIGAN		1,218	253	17%	1,471
MINUTECLINIC LLC #3257		1,206	262	18%	1,468
AFC PHYSICIANS OF FLORIDA		1,069	392	27%	1,461
GENESIS LABORATORY MANAGEMENT	11	1,229	220	15%	1,460
ADVANCE MEDICAL OF NAPLES		326	1,120	77%	1,446
MEDIQUICK URGENT CARE CENTERS INC		993	449	31%	1,442
UHEALTH DEERFIELD BEACH/UMSYLVESTER DEERFIELD BEACH LABORATORY	3	1,380	55	4%	1,438
MINUTECLINIC LLC # 7933		1,247	185	13%	1,432
MINUTECLINIC LLC #3748		1,139	290	20%	1,429
BAPTIST HEALTH SOUTH FLORIDA - COUNTRY WALK URGENT CARE EXPRESS		1,218	210	15%	1,428
BIOCERNA LLC	9	1,248	164	12%	1,421
MINUTECLINIC, LLC #5817		1,148	272	19%	1,420
PATIENTS CHOICE LABORATORIES		829	589	42%	1,418
MINUTECLINIC LLC #5216		1,185	221	16%	1,406
MINUTECLINIC LLC #4024		1,187	215	15%	1,402
MINUTECLINIC LLC #3285		1,189	202	15%	1,391
MINUTECLINIC LLC #3654		1,128	259	19%	1,387
MINUTECLINIC LLC #3635		1,197	180	13%	1,377

COVID-19: testing by laboratory

Data through Feb 11, 2021 verified as of Feb 12, 2021 at 09:25 AM

Data in this report are provisional and subject to change.

The numbers in the table below represent the number of Florida and non-Florida residents for whom test results were received by the Department of Health. A person can be tested by more than one laboratory and can have both positive and negative results. **Therefore, the sum of the numbers in each column will be larger than the total number of people tested.**

Reporting lab	Inconclusive	Negative	Positive	Percent positive	Total
BAYFRONT HEALTH - CITRUS HILLS		1,173	202	15%	1,375
MINUTECLINIC LLC #3255		1,138	228	17%	1,366
MINUTECLINIC LLC #5924		1,127	235	17%	1,362
ASCENSION ST VINCENT'S - SOUTHSIDE		1,309	49	4%	1,358
WHITE WILSON MEDICAL CENTER		164	1,194	88%	1,358
MINUTECLINIC LLC #4612		1,056	298	22%	1,354
MINUTECLINIC LLC #3648		1,091	261	19%	1,352
ARCPPOINT LABS		809	533	40%	1,342
KEYS AHEC SCHOOL MEDICAL CLINIC	7	1,242	89	7%	1,338
COASTAL LABORATORIES	1	1,054	281	21%	1,336
BAPTIST HEALTH SOUTH FLORIDA - KEY BISCANE URGENT CARE EXPRESS		1,165	163	12%	1,328
BAPTIST HEALTH EMERGENCY CENTER AT WEST CORAL WAY		1,014	304	23%	1,318
MINUTECLINIC LLC #1821		1,173	142	11%	1,315
ELLENTON URGENT CARE		1,080	231	18%	1,311
MINUTECLINIC LLC #4201		1,146	163	12%	1,309
PHYSICIANS PRIMARY CARE	2	1,096	203	16%	1,301
TEMPUS CLINICAL LABORATORY	10	1,135	142	11%	1,287
AMELIA EXPRESS CARE		710	574	45%	1,284
MEDEXPRESS URGENT CARE - JAX ATLANTIC BLVD		1,093	186	15%	1,279
MINUTECLINIC LLC #1807		1,059	214	17%	1,273
UNIVERSITY OF ALABAMA AT BIRMINGHAM		1,233	34	3%	1,267
MINUTECLINIC LLC # 3579		1,079	181	14%	1,260
BAPTIST HEALTHCARE - JAY HOSPITAL		903	350	28%	1,253
ED FRASER MEMORIAL HOSPITAL		1,007	237	19%	1,244
NYU HOSPITALS CENTER CLINICAL LABORATORIES		1,202	40	3%	1,242
TREASURE COAST MEDICAL ASSOCIATES INC		737	494	40%	1,231
OPTUM LABS LLC		1,067	150	12%	1,217
SMA LAB	8	1,069	140	12%	1,217
CLINICORE		1,124	91	7%	1,215
PROJECT HEALTH, INC SUMTERVILLE	5	992	213	18%	1,210
VAVA PARTNERS LLC		439	765	64%	1,204
UHEALTH CLINIC AT WALGREENS		969	230	19%	1,199
ACCESS MEDICAL LABS		746	448	38%	1,194
PREMIER MEDICAL	1	1,097	93	8%	1,191
TOM LEE COMMUNITY HEALTH CENTER		803	388	33%	1,191
PEDIATRIC HEALTH CARE ALLIANCE - NORTHDAL		1,084	106	9%	1,190
PARAMOUNT URGENT CARE VILLAGES		842	347	29%	1,189
HOLIDAY CVS LLC DBA CVSPHARMACY #5155		1,126	49	4%	1,175
JUPITER MEDICAL CENTER URGENT CARE		820	344	30%	1,164
AFC PHYSICIANS OF FLORIDA PA		816	326	29%	1,142
MINUTECLINIC LLC #476		951	177	16%	1,128
FLORIDA DEPARTMENT OF HEALTH IN POLK COUNTY	2	858	263	23%	1,123
VERITAS GENETICS	61	942	119	11%	1,122
HEALTH CARE DISTRICT OF PALM BEACH COUNTY	1	959	161	14%	1,121
STAGEZERO LIFE SCIENCES INC	3	1,019	99	9%	1,121
CAPSTONE HEALTHCARE		791	329	29%	1,120

COVID-19: testing by laboratory

Data through Feb 11, 2021 verified as of Feb 12, 2021 at 09:25 AM

Data in this report are provisional and subject to change.

The numbers in the table below represent the number of Florida and non-Florida residents for whom test results were received by the Department of Health. A person can be tested by more than one laboratory and can have both positive and negative results. **Therefore, the sum of the numbers in each column will be larger than the total number of people tested.**

Reporting lab	Inconclusive	Negative	Positive	Percent positive	Total
MINUTECLINIC LLC #3637		849	270	24%	1,119
EPN URGENT CARE NAPLES	2	773	338	30%	1,113
LAB24 INC	3	436	667	60%	1,106
ST ANNES NURSING CENTER		1,067	23	2%	1,090
NORTH FLORIDA PEDIATRICS-TALLAHASSEE	1	995	94	9%	1,090
XYZ LABORATORY	8	935	145	13%	1,088
MINUTECLINIC LLC #3236		919	165	15%	1,084
KETAMINE HEALTH CENTERS LLC		991	93	9%	1,084
SOLARIS HEALTHCARE PALATKA		980	101	9%	1,081
ADVANCED DIAGNOSTIC LABORATORY		1,027	47	4%	1,074
MINUTECLINIC, LLC #3245		838	235	22%	1,073
MINUTECLINIC LLC #1350		897	171	16%	1,068
RAINBOW RIVER MEDICAL LABORATORY		977	83	8%	1,060
MINUTECLINIC LLC #8381		887	163	16%	1,050
BAYFRONTVENICEREGIONAL		983	63	6%	1,046
FIU-HEALTH AUXILIARY LABORATORY	5	964	73	7%	1,042
PALM HARBOR PHARMACY		894	139	13%	1,033
COASTAL PEDIATRIC GROUP		895	136	13%	1,031
STEWART REFERENCE LABORATORY	1	588	424	42%	1,013
OPTUMCARE FLORIDA LLC		786	223	22%	1,009
PROFESSIONAL HEALTH EXAMINERS DBA PROHEALTH	1	807	198	20%	1,006
NAPLES URGENT CARE	1	625	376	38%	1,002
VERITOR		850	149	15%	999
ADVANCED MEDICAL OF NAPLES LLC		885	113	11%	998
AMERICAN RESEARCH LABS		786	210	21%	996
MINUTECLINIC LLC #1815		851	142	14%	993
LITTLE PINE PEDIATRICS		743	249	25%	992
LAKELAND REGIONAL HEALTH - PWC/OB		36	954	96%	990
MINUTECLINIC, LLC # 4469		828	159	16%	987
GENOME LLC	2	899	82	8%	983
CAREMED CLINIC LLC	1	740	241	25%	982
PARAMOUNT URGENT CARE - CLERMONT		686	295	30%	981
FLAGLER HOSPITAL LABORATORY	8	35	937	96%	980
GENEIQ		923	52	5%	975
XPRESS URGENT CARE	4	820	150	15%	974
PRIMARY CARE OF THE TREASURE COAST		838	123	13%	961
MINUTECLINIC LLC #6007		804	147	15%	951
PATIENTS FIRST LAKE ELLA MEDICAL CENTER		829	120	13%	949
CAREFAST MURABELLA		501	439	47%	940
PALM BAY HOSPITAL CLINICAL LABORATORY		636	303	32%	939
READY RESPONDERS FLORIDA, PLLC		800	131	14%	931
NORTH FLORIDA PEDIATRICS - LAKE CITY		727	201	22%	928
VRL EUROFINIS - DALLAS		913	13	1%	926
GENE TOX WORLDWIDE	60	736	125	14%	921
LENCO MEDICAL LABORATORY		875	42	5%	917
ER QUICKCARE PL		769	145	16%	914

COVID-19: testing by laboratory

Data through Feb 11, 2021 verified as of Feb 12, 2021 at 09:25 AM

Data in this report are provisional and subject to change.

The numbers in the table below represent the number of Florida and non-Florida residents for whom test results were received by the Department of Health. A person can be tested by more than one laboratory and can have both positive and negative results. **Therefore, the sum of the numbers in each column will be larger than the total number of people tested.**

Reporting lab	Inconclusive	Negative	Positive	Percent positive	Total
ADDICTION LABS OF AMERICA	3	839	71	8%	913
RIVER TOWN DIAGNOSTIC LLC		675	238	26%	913
ARCPPOINT LABS OF CORAL SPRINGS FL		811	99	11%	910
ADVENTHEALTH CENTRA CARE WINTER HAVEN	1	383	523	58%	907
HISTOPATHOLOGY SERVICES, LLC		800	99	11%	899
FAST TRACK URGENT CARE CENTER		4	893	100%	897
HENDRY REGIONAL MEDICAL CENTER CLINICAL LABORATORY		673	214	24%	887
INTEGRITY LABORATORIES, LLC	2	721	160	18%	883
PROFESSIONAL HEALTH EXAMINERS		756	127	14%	883
JOHNS HOPKINS ALL CHILDREN'S HOSPITAL		819	63	7%	882
TACACHALE CLINICAL LABORATORY	1	821	46	5%	868
APALACHEE CORRECTIONAL INSTITUTION EAST UNIT		844	17	2%	861
TYNDALL AIR FORCE BASE		652	196	23%	848
FIRST QUALITY LABORATORY		796	48	6%	844
MINUTECLINIC, LLC DBA MINUTECLINIC #4717		811	31	4%	842
EUROFINS NTD, LLC		803	38	5%	841
THE HEALTH CENTER OF PLANT CITY		769	69	8%	838
MYTEST DIAGNOSTICS		776	61	7%	837
PROHEALTH MEDICAL CLINIC		245	588	71%	833
NORTH FLORIDA PEDIATRICS PA - SUWANNEE	3	703	116	14%	822
BROWNWOOD CARE CENTER		742	77	9%	819
FLORIDA HOSPITAL ORLANDO		743	74	9%	817
MIAMI JEWISH HEALTH SYSTEMS		763	54	7%	817
PHAROS HEALTH		628	188	23%	816
MOLECULAR TESTING LABS		758	53	7%	811
ASCENSION ST VINCENT'S - CLAY		775	35	4%	810
STEWART ROCKLEDGE HOSPITAL		634	175	22%	809
LEE COUNTY EMERGENCY MEDICAL SERVICE		701	104	13%	805
COVANCE CLINICAL RESEARCH UNIT INC		782	22	3%	804
NITE LITE PEDIATRICS		234	563	71%	797
CVS HEALTH		566	229	29%	795
MINUTECLINIC LLC #5157		670	121	15%	791
MINUTECLINIC LLC #214		673	115	15%	788
C.W. BILL YOUNG VA MEDICAL CENTER	1	21	765	97%	787
DEPARTMENT OF CLINICAL LABS		768	17	2%	785
UNIVERSITY OF WEST FLORIDA STUDENT HEALTH SERVICES	1	662	121	15%	784
MINUTECLINIC LLC #8927		646	135	17%	781
BAPTIST HEALTH - MD ANDERSON CANCER CENTER		769	5	1%	774
DYNIX DIAGNOSTICS	2	524	247	32%	773
EXACT SCIENCES LABORATORIES, LLC		641	131	17%	772
MEDICAL CONSULTANTS OF FLORIDA, LLC	1	636	134	17%	771
COASTAL PHYSICIANS, LLC		612	151	20%	763
LPG COCONUT POINT		626	137	18%	763
MACDILL AIR FORCE BASE		710	51	7%	761
NONE		308	450	59%	758
PROJECT HEALTH INC	4	630	123	16%	757

COVID-19: testing by laboratory

Data through Feb 11, 2021 verified as of Feb 12, 2021 at 09:25 AM

Data in this report are provisional and subject to change.

The numbers in the table below represent the number of Florida and non-Florida residents for whom test results were received by the Department of Health. A person can be tested by more than one laboratory and can have both positive and negative results. **Therefore, the sum of the numbers in each column will be larger than the total number of people tested.**

Reporting lab	Inconclusive	Negative	Positive	Percent positive	Total
Point of Care Testing	1	114	640	85%	755
VRL EUROFINs		727	28	4%	755
INTERLACHEN PEDIATRICS		724	31	4%	755
NORTH OKALOOSA MEDICAL CENTER		434	315	42%	749
MINUTECLINIC LLC		647	97	13%	744
PEDIATRICS OF CENTRAL FLORIDA PA	19	673	42	6%	734
SANTA ROSA MEDICAL GROUP		575	156	21%	731
MINUTECLINIC LLC #5187		634	97	13%	731
VITAS HEALTHCARE CORPORATION OF FLA	1	726	4	1%	731
FISHERMENS HOSPITAL CLINICAL LAB		661	68	9%	729
USF MORSANI CENTER FOR ADVANCED HEALTH CARE		637	90	12%	727
NORTH FLORIDA PEDIATRICS PA	1	619	105	14%	725
MIDWAY SPECIALLY CARE CENTER		504	220	30%	724
ADVENT HEALTH LAB - ORLANDO		430	294	41%	724
GROWING TOGETHER PEDIATRICS LLC		669	53	7%	722
NORTHEAST FLORIDA NEUROLOGY CLINICS, INC		608	113	16%	721
SUNRISE URGENT CARE ASSOCIATES LLC D/B/A	5	379	330	46%	714
DISNEY COVID TEST SITE		703	11	2%	714
Tampa Lakes Health and Rehabilitation Center	2	642	69	10%	713
NORTH SHORE LIJ URGENT CARE PC		668	38	5%	706
CONSULATE HEALTH CARE OF NEW PORT RICHEY	2	582	121	17%	705
ANY LAB TEST NOW	1	463	237	34%	701
INTERLACHEN PEDIATRICS PA		670	30	4%	700
CATALYST WALK IN CLINIC		559	141	20%	700
PRIMARY CARE SERVICES AT INDIAN RIVER ESTATES		681	18	3%	699
PREMIER MEDICAL LABORATORY SERVICES	1	463	225	33%	689
ST PETERSBURG PEDIATRICS	1	610	76	11%	687
ORLANDO HEALTH AND REHAB CENTER		636	43	6%	679
KENDALL HEALTHCARE PROPERTIES DBA	2	649	27	4%	678
CRUCIAL CARE EMERGENCY MEDICINE DOCTORS		528	150	22%	678
PRIMARY CARE SOUTH INC		354	324	48%	678
Victoria Nursing and Rehabilitation Center		631	47	7%	678
CLINICAL PATHOLOGY LABS INC		607	66	10%	673
MINI ER ADULT AND PEDIATRIC URGENT CARE		574	98	15%	672
CARE ONE OF FLORIDA LLC		453	219	33%	672
REDI MED LLC		529	140	21%	669
NCH HEALTHCARE SYSTEM MICROBIOLOGY LAB		2	667	100%	669
CAPE CANAVERAL HOSPITAL		436	233	35%	669
WILLOWBROOKE COURT AT EDGEWATER POINTE ESTATES		659	9	1%	668
VENICE REGIONAL MEDICAL CENTER		574	93	14%	667
SPECTOR SCIENTIFIC LAB	1	242	419	63%	662
DOCTOR'S MEMORIAL HOSPITAL		503	158	24%	661
MEDICAL FP - WHOLE FAMILY HEALTH CENTER		539	120	18%	659
EAST LAKE PEDIATRICS		565	92	14%	657
TREE HOUSE PEDIATRICS PLLC		591	65	10%	656
PALACE NURSING HOME & REHAB CENTER		619	36	5%	655

COVID-19: testing by laboratory

Data through Feb 11, 2021 verified as of Feb 12, 2021 at 09:25 AM

Data in this report are provisional and subject to change.

The numbers in the table below represent the number of Florida and non-Florida residents for whom test results were received by the Department of Health. A person can be tested by more than one laboratory and can have both positive and negative results. **Therefore, the sum of the numbers in each column will be larger than the total number of people tested.**

Reporting lab	Inconclusive	Negative	Positive	Percent positive	Total
POINT OF CARE TESTING SITE		630	24	4%	654
JACKSONVILLE BEACH PEDIATRIC CARE CENTER □		596	57	9%	653
SOLARIS HEALTHCARE CHARLOTTE HARBOR		604	47	7%	651
ADVENTHEALTH CENTRA CARE TRINITY		576	73	11%	649
PALM GARDEN OF PORT SAINT LUCIE		639	8	1%	647
MAVERICK LABS		459	188	29%	647
CREEKSIDE CARE CENTER	1	556	84	13%	641
HALIFAX MEDICAL CENTER-PORT ORANGE LAB		539	99	16%	638
CHILDRENS MEDICAL ASSOCIATION		575	61	10%	636
LOOP PEDIATRICS PA	3	520	110	17%	633
FAMILY HEALTH CENTERS OF SWF LABS	2	551	80	13%	633
AMERICAN SCIENTIFIC LABORATORIES LLC		628	4	1%	632
NCHMD, INC SOUTHEAST IMMEDIATE CARE		485	145	23%	630
LIFE CARE CENTER OF NEW PORT RICHEY		596	33	5%	629
ABSOLUTE GENOMICS	1	494	128	21%	623
LIFE CARE CENTER OF ORANGE PARK		583	30	5%	613
MANOR PINES CONVALESCENT CENTER LLC	1	592	20	3%	613
HOLY CROSS HOSPITAL		12	598	98%	610
PRIMARY CARE SERVICES AT ST ANDREWS ESTATES		610			610
JOHN KNOX VILLAGE HEALTH CENTER		591	19	3%	610
MOUNT SINAI LABORATORY		579	29	5%	608
GULF COAST MOLECULAR LABORATORIES	12	494	97	16%	603
GULF COAST VILLAGE		569	30	5%	599
Crestview Rehabilitation Center	5	468	126	21%	599
PATIENTS FIRST - MAHAN DRIVE		164	435	73%	599
WOODLANDS MEDICAL SPECIALISTS		359	235	40%	594
MAIN STREET MEDICAL CENTER		127	467	79%	594
VETERANS AFFAIRS MEDICAL CENTER - JAMES A HALEY			594	100%	594
CARENOW URGENT CARE - FORT PIERCE		342	251	42%	593
ADVENTHEALTH MEDICAL GROUP PROMPT CARE		422	170	29%	592
ETHOS WELLNESS PHARMACY		550	42	7%	592
GOLDEN GATE FAMILY CLINIC		174	416	71%	590
BOND AND STEELE CLINIC PA		406	183	31%	589
MID-FLORIDA PATHOLOGY		444	141	24%	585
GOLDEN GLADES NURSING & REHABILITATION CTR		570	14	2%	584
HOLMES REGIONAL MEDICAL CENTER		5	579	99%	584
ST JOHN'S NURSING CENTER		563	20	3%	583
24 HOUR PEDIATRIC CARE CENTER	1	533	47	8%	581
CALHOUN LIBERTY HOSPITAL		433	147	25%	580
PALM GARDEN OF VERO BEACH		538	39	7%	577
ADVENTHEALTH EXPRESS CARE AT WALGREENS		504	71	12%	575
MEDICAL VB		451	121	21%	572
CONSULATE HEALTHCARE OF VERO BEACH	14	475	79	14%	568
TENNESSEE DOH - NASHVILLE	2	500	65	11%	567
CLEWISTON NURSING AND REHABILITATION CENTER		555	11	2%	566
THE PRESERVE		555	9	2%	564

COVID-19: testing by laboratory

Data through Feb 11, 2021 verified as of Feb 12, 2021 at 09:25 AM

Data in this report are provisional and subject to change.

The numbers in the table below represent the number of Florida and non-Florida residents for whom test results were received by the Department of Health. A person can be tested by more than one laboratory and can have both positive and negative results. **Therefore, the sum of the numbers in each column will be larger than the total number of people tested.**

Reporting lab	Inconclusive	Negative	Positive	Percent positive	Total
SEBASTIAN RIVER MEDICAL CENTER	2	411	151	27%	564
BROAD INSTITUTE CLINICAL SEQUENCING RESEARCH PLATFORM	1	538	24	4%	563
VETERANS AFFAIRS MEDICAL CENTER		40	522	93%	562
HMA SANTA ROSA MEDICAL CENTER LLC DBA		437	122	22%	559
TELESCOPE HEALTH LLC	3	450	104	19%	557
SHORELINE PHYSICIAN GROUP		342	214	38%	556
LIFE CARE CENTER OF HILLIARD		538	17	3%	555
FORT MYERS INTERNAL MEDICINE, LLC		500	55	10%	555
ECCOLAB GROUP	1	145	407	74%	553
NEMOURS CHILDREN'S HOSPITAL		453	98	18%	551
THERADOC		152	399	72%	551
The Sands at South Beach		545	4	1%	549
AMERICAN MEDICAL RESPONSE		543	5	1%	548
VITAE DIAGNOSTICS		534	13	2%	547
CYPRESS VILLAGE	1	522	24	4%	547
POINT WASHINGTON MEDICAL CLINIC	1	355	191	35%	547
PENSACOLA PEDIATRICS	1	328	216	40%	545
FLAGLER COUNTY HEALTH DEPARTMENT	3	421	121	22%	545
VITAS HEALTHCARE CORP OF CENTRAL FL		523	21	4%	544
COASTAL URGENT CARE		428	116	21%	544
Signature HealthCare Center of Waterford		515	29	5%	544
CENTRAL FLORIDA HEALTH CARE INC		445	98	18%	543
LIFE CARE CENTER OF PENSACOLA		495	47	9%	542
CITY MEDICAL OF NEW JERSEY, PC		496	45	8%	541
NCF DIAGNOSTICS & DNA TECHNOLOGIES	15	208	318	59%	541
EAST LAKE PEDIATRICS PA		492	46	9%	538
SOUTHEAST ALABAMA MEDICAL CENT		487	49	9%	536
AMERICAN FAMILY CARE PENSACOLA WEST		1	533	100%	534
J AND G MEDICAL GROUP LLC		443	91	17%	534
DOCTORS CENTER,THE		425	108	20%	533
NSPIRE HEALTHCARE MIAMI LAKES	7	511	14	3%	532
EDEN SPRINGS NURSING AND REHAB CENTER		420	110	21%	530
MEDICAL CENTER CLINIC-IMMEDIATE CARE	1	423	104	20%	528
LAKELAND REGIONAL HEALTH PABLO		452	76	14%	528
VETERANS AFFAIRS MEDICAL CENTER - BAY PINES		17	510	97%	527
CLARITY LABS		458	69	13%	527
MED FAST URGENT CARE CENTER		260	267	51%	527
BROOKDALE FORT MYERS CYPRESS LAKE		520	2	0%	522
MANOR CARE NURSING CENTER OF SARASOTA FL LLC		433	87	17%	520
EMERALD SHORES HEALTH AND REHABILITATION		423	96	18%	519
VIERA HOSPITAL, INC		398	119	23%	517
MOORINGS PARK INSTITUTE, INC, THE		494	23	4%	517
SPRING HILL HEALTH AND REHABILITATION CENTER		495	20	4%	515
BOCA GRANDE HEALTH CLINIC		489	25	5%	514
NORTH FLORIDA MEDICAL GROUP		386	128	25%	514
MANOR CARE HEALTH SERVICES - FT MYERS		490	23	4%	513

COVID-19: testing by laboratory

Data through Feb 11, 2021 verified as of Feb 12, 2021 at 09:25 AM

Data in this report are provisional and subject to change.

The numbers in the table below represent the number of Florida and non-Florida residents for whom test results were received by the Department of Health. A person can be tested by more than one laboratory and can have both positive and negative results. **Therefore, the sum of the numbers in each column will be larger than the total number of people tested.**

Reporting lab	Inconclusive	Negative	Positive	Percent positive	Total
VILLA MARIA NURSING & REHAB CENTER INC	1	500	11	2%	512
BALDOMERO LOPEZ STATE VETERANS NURSING HOME	2	506	3	1%	511
BIO-TECH CLINICAL LABORATORIES INC		439	71	14%	510
MEDFAST URGENT CARE CENTERS		230	280	55%	510
AFC URGENT CARE CLEARWATER	1	123	385	76%	509
ASAP LABS LLC		373	135	27%	508
EXPRESS URGENT CARE LLC		1	505	100%	506
PEDIATRIC HEALTHCARE ALLIANCE PA		456	46	9%	502
DIAMOND RIDGE HEALTH AND REHABILITATION		470	31	6%	501
NORTH VISTA HOSPITAL LABORATORY		405	94	19%	499
DAVITA LABORATORY		426	73	15%	499
DOH - INDIAN RIVER		426	73	15%	499
FLORIDA GULF COAST UNIVERSITY		325	173	35%	498
MEDONE URGENT CARE AT ST. AUGUSTINE		133	364	73%	497
CLINICAL PATHOLOGY LABS		386	110	22%	496
EXPRESS PHARMACY		460	36	7%	496
WILLOW BROOKE COURT AT INDIAN RIVER ESTATES		452	44	9%	496
PALM GARDEN OF TAMPA		466	29	6%	495
JACKSON MEMORIAL PERDUE MEDICAL CENTER		471	24	5%	495
Plantation Bay Rehabilitation Center		471	22	4%	493
GRAND COURT TAMPA		489	3	1%	492
CONTINENTAL CLINICAL RESEARCH, LLC		465	26	5%	491
MAYFLOWER ASSISTED LIVING		484	6	1%	490
JACKSON MEMORIAL LONG TERM CARE CENTER		470	20	4%	490
BUFFALO CROSSING HEALTHCARE & REHABILITATION CTR		474	15	3%	489
NCH HEALTHCARE BONITA		364	124	25%	488
NEW YORK HOSPITAL LABORATORIES	1	475	12	2%	488
ENZO CLINICAL LABS INC	3	462	22	5%	487
QUICK CARE MED		328	159	33%	487
HEALTH CENTER AT BRENTWOOD	1	444	42	9%	487
MEMORIAL PEMBROKE 24/7 CARE CENTER		367	118	24%	485
VETERANS AFFAIRS MEDICAL CENTER - GAINESVILLE		3	479	99%	482
SABAL PALMS HEALTH AND REHAB		428	50	10%	478
VALENCIA HILLS HEALTH AND REHABILITATION CENTER		465	13	3%	478
ST CLOUD REGIONAL MEDICAL CENTER CLINICAL LAB		394	83	17%	477
PEBBLEBROOK PHARMACY		384	93	19%	477
CLIFFORD CHESTER SIMS STATE VETERANS		468	9	2%	477
RIVER GARDEN HEBREW HOME FOR THE AGED		420	54	11%	474
NORTH FLORIDA RETIREMENT VILLAGE		470	2	0%	472
SUSANNA WESLEY HEALTH CENTER		435	36	8%	471
NAVAL HOSPITAL - JACKSONVILLE		136	331	71%	467
SOLARIS HEALTHCARE LAKE CITY		372	93	20%	465
FLORIDA DEPARTMENT OF HEALTH CLAY COUNTY	1	369	95	20%	465
BALDWIN PEDIATRICS	1	434	28	6%	463
FOUNTAIN MANOR HEALTH AND REHAB CENTER	1	443	18	4%	462
HARBOUR HEALTH CENTER		448	14	3%	462

COVID-19: testing by laboratory

Data through Feb 11, 2021 verified as of Feb 12, 2021 at 09:25 AM

Data in this report are provisional and subject to change.

The numbers in the table below represent the number of Florida and non-Florida residents for whom test results were received by the Department of Health. A person can be tested by more than one laboratory and can have both positive and negative results. **Therefore, the sum of the numbers in each column will be larger than the total number of people tested.**

Reporting lab	Inconclusive	Negative	Positive	Percent positive	Total
BROOKDALE PALMER RANCH	1	403	57	12%	461
Quest Diag Unspecifd	1	314	146	32%	461
PALMETTO FAMILY HEALTHCARE	1	290	169	37%	460
HARTS HARBOR HEALTH CARE CENTER		438	21	5%	459
PALM GARDEN OF JACKSONVILLE	2	378	79	17%	459
The Manor at Blue Water Bay		399	60	13%	459
BAPTIST PRIMARY CARE	2	362	95	21%	459
Good Samaritan Society Kissimmee Village		393	65	14%	458
THE PALACE AT HOMESTEAD	1	439	18	4%	458
ORANGE BLOSSOM FAMILY HEALTH		432	26	6%	458
AMERICA'S PHARMACY LLC		406	51	11%	457
RICARDO NAVARRO DO PA		388	69	15%	457
LAUDERDALE NURSING CENTER LLC	1	436	19	4%	456
CHILDRENS MEDICAL ASSOCIATION PA		402	52	11%	454
ARCPPOINTS LABS		390	64	14%	454
CLARIDGE HOUSE NURSING CENTER		437	17	4%	454
PARKLANDS FACILITY INC	4	402	42	9%	448
Southern Oaks Care Center	1	408	37	8%	446
HERON POINTE HEALTH AND REHABILITATION	1	440	3	1%	444
MANOR AT CARPENTERS		417	27	6%	444
DIAMOND RIDGE HEALTH AND REHABILITATION CENTER		421	22	5%	443
HILLCREST HEALTH CARE & REHABILITATION CENTER	2	426	12	3%	440
HEARTLAND PEDIATRICS OF LAKE WALES		391	48	11%	439
FLO-MEDILAB SERVICES LLC		188	251	57%	439
WEST GABLES HEALTH CARE CENTER		429	10	2%	439
FLORIDA DEPARTMENT OF HEALTH IN CALHOUN COUNTY		318	120	27%	438
SMA SPECIALTY MEDICAL LAB		117	321	73%	438
PEDIATRIC HEALTHCARE ALLIANCE		407	28	6%	435
MEDICAL CENTER OF DELTONA, INC		350	85	20%	435
SHORE ACRES CARE CENTER		399	35	8%	434
LAB DOCTOR		382	51	12%	433
NEW PLANT CITY FAMILY CARE	1	228	203	47%	432
Q ANSWER LAB	1	381	49	11%	431
AVECINA MEDICAL JULINGTON	1	240	189	44%	430
FLORIDA DEPT OF HEALTH IN BREVARD COUNTY	3	363	63	15%	429
WILLISTON CARE CENTER		374	55	13%	429
DXTERITY DIAGNOSTICS	1	406	22	5%	429
ST ANDREWS BAY SKILLED NURSING &		369	60	14%	429
Solaris HealthCare Windermere		395	32	7%	427
PIONEER CLINICAL LAB LLC		353	73	17%	426
CITRUS NURSING CENTER LLC		385	41	10%	426
PALM GARDEN OF OCALA		330	96	23%	426
MANOR OAKS NURSING & REHAB CENTER	4	419	2	0%	425
PHYSICIANS STAT LAB INC		355	69	16%	424
SANDBAY URGENT CARE		343	80	19%	423
APP-UNIPATH, LLC	2	404	14	3%	420

COVID-19: testing by laboratory

Data through Feb 11, 2021 verified as of Feb 12, 2021 at 09:25 AM

Data in this report are provisional and subject to change.

The numbers in the table below represent the number of Florida and non-Florida residents for whom test results were received by the Department of Health. A person can be tested by more than one laboratory and can have both positive and negative results. **Therefore, the sum of the numbers in each column will be larger than the total number of people tested.**

Reporting lab	Inconclusive	Negative	Positive	Percent positive	Total
GARCIA CLINICAL LABORATORY		28	392	93%	420
CARE ONE OF FLORIDA	1	283	136	32%	420
FERNANDINA BEACH REHAB AND NURSING	1	404	15	4%	420
PHYSICIANS PRIMARY CARE LAB		360	60	14%	420
Colonial Lakes Health Care		384	33	8%	417
AFC URGENT CARE SEMINOLE			416	100%	416
BENTON PEDIATRICS INC		372	43	10%	415
ORLANDO HEALTH CENTER FOR REHABILITATION		405	10	2%	415
LEHIGH REGIONAL MEDICAL CENTER LAB		371	44	11%	415
NEW YORK PRESBYTERIAN - CUMC CLINICAL		395	17	4%	412
FAMILY HEALTH CENTERS OF SOUTHWEST FLORIDA INC		347	64	16%	411
NORTH FLORIDA REHABILITATION & SPECIALTY CARE		407	4	1%	411
FLORIDA HOSPITAL WAUCHULA		284	127	31%	411
MINUTECLINIC LLC #3671		366	44	11%	410
HOPE HOSPICE AND COMMUNITY SERVICES INC	14	378	14	3%	406
TIDE LABORATORIES		362	43	11%	405
MICHAEL A MIDDLETON MD PA		389	15	4%	404
AFC URGENT CARE FAMILY CARE			403	100%	403
VITAS LUTHERAN TOWERS INPATIENT PROGRAM		340	63	16%	403
BROWARD PARTNERSHIP	6	386	7	2%	399
THE PALACE MANAGEMENT - THE PALACE AT CORAL GABLES		394	3	1%	397
DBI HEALTH INC		382	15	4%	397
LITTLE PINE PEDIATRICS PLLC	1	342	53	13%	396
CONSULATE HEALTH CARE OF BAYONET POINT	4	384	7	2%	395
MINI ER AND URGENT CARE		289	105	27%	394
Santa Rosa Center for Rehabilitation and Healing		330	62	16%	392
PRO HEALTH		164	227	58%	391
SOLARIS HEALTHCARE MERRITT ISLAND		349	40	10%	389
BARBER		13	376	97%	389
Ocala Health and Rehabilitation Center		368	20	5%	388
SIGNATURE HEALTHCARE OF BROOKWOOD GARDENS		381	6	2%	387
PALMS OF SEBRING		352	34	9%	386
PALM GARDEN OF CLEARWATER		368	18	5%	386
SUWANNEE HEALTH AND REHABILITATION CENTER		378	5	1%	383
FLORIDA HOSPITAL MEDICAL GROUP		256	126	33%	382
CARENOW	2	204	176	46%	382
ABBAY DELRAY		376	5	1%	381
PALM GARDEN OF WINTER HAVEN	2	364	15	4%	381
SOLARIS HEALTHCARE OSCEOLA		359	21	6%	380
INDIAN RIVER CTR, LLC		334	46	12%	380
ORCHARD PARK HEALTH & REHABILITATION		374	5	1%	379
HEALTHY STEPS PEDIATRICS		333	45	12%	378
BAYA PHARMACY WEST		8	368	98%	376
FIRST CHOICE PEDIATRICS		289	87	23%	376
AFC URGENT CARE TYRONE		2	374	99%	376
TREASURE COAST COMMUNITY HEALTH	3	317	55	15%	375

COVID-19: testing by laboratory

Data through Feb 11, 2021 verified as of Feb 12, 2021 at 09:25 AM

Data in this report are provisional and subject to change.

The numbers in the table below represent the number of Florida and non-Florida residents for whom test results were received by the Department of Health. A person can be tested by more than one laboratory and can have both positive and negative results. **Therefore, the sum of the numbers in each column will be larger than the total number of people tested.**

Reporting lab	Inconclusive	Negative	Positive	Percent positive	Total
BREVARD HEALTH ALLIANCE		166	208	56%	374
Timberidge Center for Rehabilitation and Healing		342	31	8%	373
STARKE FAMILY MEDICAL CENTER		289	84	23%	373
CARITHERS PEDIATRIC GROUP		329	43	12%	372
MEDONE URGENT CARE CENTER		149	222	60%	371
BOND CLINIC PA PEDIATRICS DEPT		336	35	9%	371
URGENT CARE BETHESDA	1	318	52	14%	371
HENDRY REGIONAL MEDICAL CENTER		107	264	71%	371
EMERITUS AT NAPLES	2	367	1	0%	370
Cypress Cove Care Center		270	100	27%	370
ELLENTON PEDIATRICS		352	18	5%	370
UR MEDICINE LABS- CENTRAL LABORATORY		347	22	6%	369
BROOKSVILLE HEALTHCARE CENTER LLC		359	9	2%	368
ADVENT HEALTH - TAMPA		148	220	60%	368
FLORIDA DEPARTMENT OF HEALTH		326	40	11%	366
FAIR HAVENS CENTER, OPCO		360	6	2%	366
RUSKIN HEALTH CENTER		245	121	33%	366
Solaris Healthcare Daytona	2	317	46	13%	365
Stacey Health Care Centers Inc. dba Riverside Care Center		335	29	8%	364
MEDIPATH		19	345	95%	364
MEDSCAN LABORATORY INC	1	163	199	55%	363
CLERMONT HEALTH AND REHABILITATION CENTER		330	32	9%	362
INFORM DIAGNOSTICS		353	9	2%	362
WATSON THERAPEUTICS INC		347	15	4%	362
CHILDRENS CLINIC WEST FLORIDA PEDIATRICS		327	35	10%	362
SEMINOLE NURSING PAVILION		355	7	2%	362
CORE DIAGNOSTIC LABORATORIES LLC		245	115	32%	360
RAINBOW PEDIATRIC CENTER PA		334	24	7%	358
LIFEBRITE	1	167	190	53%	358
Manatee Springs Rehabilitation and Nursing Center		336	20	6%	356
GOOD SAMARITAN CENTER		352	2	1%	354
Darcy Hall Of Life Care		347	7	2%	354
CLINICAL ENTERPRISE, INC		335	19	5%	354
BROOKDALE PADDOCK HILLS	2	349	2	1%	353
MINUTECLINIC LLC, #10357		351	1	0%	352
MY CLINICAL LAB		224	128	36%	352
SANFORD LABORATORIES		325	26	7%	351
BAYSHORE DIAGNOSTICS		309	41	12%	350
SIPARADIGM, DIAGNOSTIC INFORMATICS		273	75	22%	348
VILLAGE AT VIENNA SQUARE,THE	6	329	12	3%	347
MANORCARE HEALTH SERVICES - VENICE		292	55	16%	347
UNIVERSITY OF TAMPA INC, THE		343	2	1%	345
TIDEWELL HOSPICE INC		339	6	2%	345
BLOUNTSTOWN REHABILITATION CENTER LLC		238	106	31%	344
SOLARIS HEALTHCARE BAYONET POINT		327	16	5%	343
solaris Healthcare Parkway	2	324	17	5%	343

COVID-19: testing by laboratory

Data through Feb 11, 2021 verified as of Feb 12, 2021 at 09:25 AM

Data in this report are provisional and subject to change.

The numbers in the table below represent the number of Florida and non-Florida residents for whom test results were received by the Department of Health. A person can be tested by more than one laboratory and can have both positive and negative results. **Therefore, the sum of the numbers in each column will be larger than the total number of people tested.**

Reporting lab	Inconclusive	Negative	Positive	Percent positive	Total
LIFE CARE PONTE VEDRA INC		334	8	2%	342
ADVENT HEALTH CENTRA CARE - PALM COAST		80	261	77%	341
HEALTH DESIGNS		328	13	4%	341
CORAL BAY HEALTHCARE AND REHABILITATION	1	328	12	4%	341
VETERANS AFFAIRS MEDICAL CENTER - LAKE CITY		52	288	85%	340
FLORIDA DEPARTMENT OF HEALTH IN LIBERTY COUNTY	2	244	93	27%	339
SELECT REFERENCE LABORATORIES, LLC	1	326	12	4%	339
USAFSAM/PHE		174	165	49%	339
Bayside Care Center	1	318	20	6%	339
AFC URGENT CARE		67	271	80%	338
Destin Healthcare and Rehabilitation Center	1	300	37	11%	338
Palmetto Subacute Care Center		326	11	3%	337
Life Care Center of Ocala		279	58	17%	337
HEALTH CENTRAL PARK		270	66	20%	336
PALM GARDEN OF WEST PALM BEACH	4	314	15	5%	333
MOOSEHAVEN HEALTH CENTER		297	36	11%	333
ADVENTHEALTH EXPRESS CARE AT		267	66	20%	333
DIAGNOSTIC & CLINICAL CARE SERVICES INC DBA		261	71	21%	332
AMEERAH LABS, LLC	2	252	78	23%	332
HAINES CITY REHABILITATION AND NURSING CENTER		307	24	7%	331
NORTH PINELLAS STATMED QUICK QUALITY CLINICS		236	93	28%	329
EPN URGENT CARE		44	285	87%	329
FAMILY CARE PARTNERS OF NORTHEAST FLORIDA LLC		257	72	22%	329
LIFE CARE CENTER OF PALM BAY		311	18	5%	329
Life Care Center at Wells Crossing		309	18	6%	327
SEA BREEZE REHAB AND NURSING CENTER		318	9	3%	327
TRI-COUNTY NURSING AND REHABILITATION CENTER INC		311	15	5%	326
VITAS HEALTHCARE CORPORATION		320	4	1%	324
FLORIDA HOSPITAL HEARTLAND MED CTR LAKE PLACID		238	86	27%	324
VILLAGE DOCTORS OF KEYSTONE		244	80	25%	324
PruittHealth Panama City	1	261	62	19%	324
FAIRWAY OAKS CENTER LLC	6	311	6	2%	323
Palm Garden of Largo		319	4	1%	323
SUN COUNTRY PEDIATRICS PLLC	9	286	27	8%	322
CORAL TRACE HEALTH CARE	2	313	5	2%	320
MIDWAY SPECIALTY CARE CENTER	3	203	114	36%	320
FG RAPID RESULTS	2	116	201	63%	319
DELTONA HEALTH CARE		295	23	7%	318
ORCHARD RIDGE CARE AND REHABILITATION CENTER		299	19	6%	318
PINES OF SARASOTA		313	3	1%	316
MEDFAST URGENT CARE CENTER		86	230	73%	316
COLOR GENOMICS, INC.	2	308	6	2%	316
SABAL DIRECT PRIMARY CARE, PA		258	57	18%	315
NAPLES CHILDREN'S URGENT CARE		268	47	15%	315
PruittHealth Santa Rosa		225	90	29%	315
Marshall Health and Rehabilitation Center		274	41	13%	315

COVID-19: testing by laboratory

Data through Feb 11, 2021 verified as of Feb 12, 2021 at 09:25 AM

Data in this report are provisional and subject to change.

The numbers in the table below represent the number of Florida and non-Florida residents for whom test results were received by the Department of Health. A person can be tested by more than one laboratory and can have both positive and negative results. **Therefore, the sum of the numbers in each column will be larger than the total number of people tested.**

Reporting lab	Inconclusive	Negative	Positive	Percent positive	Total
SIGNATURE HEALTHCARE OF NORTH FLORIDA		313	2	1%	315
ANCIENT CITY PEDIATRICS		300	14	4%	314
CRONOS CLINICAL LABORATORY	22	202	90	29%	314
Bay Breeze Senior Living and Rehabilitation Center		261	53	17%	314
BIOCEPT		292	22	7%	314
GENESIS MEDICAL LABORATORY MIAMI FL.		83	230	73%	313
ROLLINS COLLEGE WELLNESS CENTER		130	182	58%	312
ATLANTIC SHORES NURSING AND REHAB CENTER	1	301	9	3%	311
HARDEE MANOR HEALTH CARE CENTER	1	307	3	1%	311
Bardmoor Oaks Healthcare and Rehabilitation Center		300	10	3%	310
KEY WEST HEALTH AND REHAB	1	302	7	2%	310
MANOR CARE OF BOYNTON BEACH LLC		285	24	8%	309
MEDEXPRESS LUTZ		3	305	99%	308
PALM GARDEN OF ORLANDO		276	31	10%	307
SERENADES IN THE VILLAGES		252	54	18%	306
ST LUCIE EMPLOYEE HEALTH & WELLNESS CENTER		301	5	2%	306
VILLAGE DOCTORS FAMILY MEDICAL CENTER OF		243	63	21%	306
OCEAN VIEW NURSING AND REHAB CENTER		290	16	5%	306
LabCorp (Non-Interfaced)	1	122	182	60%	305
GOOD SAMARITAN SOCIETY-DAYTONA		286	19	6%	305
SPECIALTY HEALTH AND REHABILITATION CENTER		280	25	8%	305
ASCEND CLINICAL	2	235	67	22%	304
HARDEE COUNTY HEALTH DEPARTMENT		241	62	20%	303
ROSEWOOD HEALTH AND REHABILITATION CENTER		281	21	7%	302
SUNLAND MARIANNA COX MEDICAL CENTER		262	40	13%	302
BAY VILLAGE OF SARASOTA INC		297	3	1%	300
PHYSICIANS REGIONAL WALK-IN		185	115	38%	300
AVELLINO LAB USA, INC	1	287	12	4%	300
ADDINGTON PLACE AT WELLINGTON GREEN		293	6	2%	299
KISSIMMEE FACILITY OPERATIONS LLC		276	23	8%	299
AVENTURA REHAB AND NURSING CENTER		293	6	2%	299
GANDY CROSSING CARE CENTER	1	284	13	4%	298
FLORIDA HEART & VASCULAR MULTISPECIALTY GROUP PA		207	91	31%	298
HEALTH PARK CARE CENTER		295	3	1%	298
SUNSHINE URGENT CARE LLC		178	119	40%	297
ENCOMPASS HEALTH REHABILITATION HOSPITAL OF SUNRISE	8	283	6	2%	297
HEALTH FIRST ADVENTHEALTH CENTRA CARE - TITUSVILLE		56	241	81%	297
BOCA BIOLISTICS REFERENCE LABORATORY	2	185	110	37%	297
ASSOCIATESMD MEDICAL GROUP INC		246	50	17%	296
MAGNOLIA FAMILY URGENT CARE		262	34	11%	296
BUENA VISTA URGENT CARE		264	32	11%	296
PIONEER CLINICAL LAB, LLC		184	111	38%	295
NATIONS BEST FAMILY HEALTH CARE		123	172	58%	295
NORTHWEST MEDICAL CENTER CLINICAL LABORATORY		175	117	40%	292
SAMANTHA WILSON CARE CENTER	3	280	9	3%	292
OSPREY LODGE		232	59	20%	291

COVID-19: testing by laboratory

Data through Feb 11, 2021 verified as of Feb 12, 2021 at 09:25 AM

Data in this report are provisional and subject to change.

The numbers in the table below represent the number of Florida and non-Florida residents for whom test results were received by the Department of Health. A person can be tested by more than one laboratory and can have both positive and negative results. **Therefore, the sum of the numbers in each column will be larger than the total number of people tested.**

Reporting lab	Inconclusive	Negative	Positive	Percent positive	Total
SILVER CREEK SENIOR LIVING COMMUNITY		286	5	2%	291
FHMG FLORIDA HOSPITAL MEDICAL GROUP		257	34	12%	291
STEWART SEBASTIAN RIVER MEDICAL CENTER		251	40	14%	291
AVANTE AT MT DORA		287	3	1%	290
PALMS REHABILITATION AND HEALTHCARE CENTER		253	36	12%	289
PALM GARDEN OF GAINESVILLE	2	285	2	1%	289
AUBURN UNIVERSITY MEDICAL CLINIC		227	62	21%	289
ARGO SENIOR LIVING AT HAVERHILL		271	18	6%	289
FL HUD DESTIN, LLC D/B/A GRAND BOULEVARD HEALTH		253	35	12%	288
LAKE EUSTIS HEALTH AND REHABILITATION CENTER		281	7	2%	288
ADVENTHEALTH EXPRESS CARE AT WALGREENS 49TH STREET		243	45	16%	288
TAMARAC REHABILITATION & HEALTH CENTER		285	3	1%	288
ORLANDO VA MEDICAL CENTER			288	100%	288
LUTHERAN HAVEN		280	8	3%	288
SAINTS 120 LLC	1	253	34	12%	288
THE SPRINGS AT BOCA CIEGA BAY		278	9	3%	287
BRISTOL AT TAMPA, THE	4	275	8	3%	287
ST JAMES HEALTH AND REHABILITATION CENTER		203	84	29%	287
REGENTS PARK OF BOCA RATON		284	2	1%	286
LAKELAND REGIONAL HEALTH SYSTEMS INC		20	266	93%	286
SPRINGTREE REHAB & HEALTH CARE CENTER		269	16	6%	285
HCSO OCCUPATIONAL HEALTH AND WELLNESS CENTER		224	61	21%	285
JACKSON PLAZA NURSING & REHAB CENTER	6	272	6	2%	284
BRIDGEWATER PARK HEALTH AND REHAB		257	25	9%	282
UNIVERSITY OF TAMPA STUDENT HEALTH AND SHC CLINICAL LABORATORY		135	147	52%	282
HOMESTEAD MANOR	2	239	40	14%	281
AVANTE AT LEESBURG INC		281			281
CONSULATE HEALTH CARE OF SAFETY HARBOR		275	6	2%	281
KENNEDY PAIN CLINIC GROUP LLC		253	28	10%	281
AURORA DIAGNOSTICS BERNHARDT LABORATORIES PATHOLOGY SERVICE		190	90	32%	280
PEDIATRIC ASSOCIATES OF OCALA PA		251	29	10%	280
ST JUDE CHILDREN'S RESEARCH HOSPITAL		265	15	5%	280
FLOMEDILAB		69	210	75%	279
ADVENTHEALTH MEDICAL GROUP PROMPT CAR	1	188	90	32%	279
ELMHURST HOSPITAL CENTER	1	258	19	7%	278
HEATHER HILL HEALTHCARE CENTER		233	45	16%	278
RIVERS FAMILY MEDICINE PA		205	73	26%	278
The Care Center at Pinellas Park	1	268	8	3%	277
QUALITOX LABORATORIES		105	172	62%	277
PRUITT HEALTH-SANTA ROSA		275	2	1%	277
LONGWOOD FAMILY PRACTICE		208	68	25%	276
LIFE CARE CENTER OF WINTER HAVEN		258	18	7%	276
FAMILY CARE PARTNERS OF NE FLORIDA LLC		207	68	25%	275
WESTCHESTER GARDENS LIMITED PARTNERSHIP		269	6	2%	275
Glades West Rehabilitation and Nursing Center		266	8	3%	274
BAPTIST PRIMARY CARE, INC		254	20	7%	274

COVID-19: testing by laboratory

Data through Feb 11, 2021 verified as of Feb 12, 2021 at 09:25 AM

Data in this report are provisional and subject to change.

The numbers in the table below represent the number of Florida and non-Florida residents for whom test results were received by the Department of Health. A person can be tested by more than one laboratory and can have both positive and negative results. **Therefore, the sum of the numbers in each column will be larger than the total number of people tested.**

Reporting lab	Inconclusive	Negative	Positive	Percent positive	Total
RULEME CENTER	2	246	26	9%	274
Rehabilitation Center for Park Place LLC		261	11	4%	272
DIGNITY HEALING, LLC		259	13	5%	272
ROSEN MEDICAL CENTER		234	38	14%	272
CROSS POINTE CARE CENTER	2	265	4	1%	271
REHABILITATION CENTER OF LAKE CITY, THE		242	28	10%	270
Solaris Healthcare Lake Bennet		237	32	12%	269
renaissance health and rehabilitation center		251	18	7%	269
PEDIATRIC HEALTH CARE ALLIANCE, PA		242	27	10%	269
PREMIER PLACE AT THE GLENVIEW		260	8	3%	268
PERSONALIZED GENETIC TESTING	1	175	92	34%	268
HOLIDAY CVS LLC DBA CVS/PHARMACY #0440		259	8	3%	267
BROOKDALE DESTIN		255	12	4%	267
TUSKAWILLA NURSING AND REHAB CENTER	2	257	7	3%	266
ADVENT HEALTH CENTRA CARE - ORMOND BEACH		113	153	58%	266
CHAUTAUQUA REHABILITATION AND NURSING CENTER		257	9	3%	266
ADVENT HEALTH CARE CENTER	9	245	12	5%	266
BAYA POINTE NURSING AND REHABILITATION		182	83	31%	265
DAVID SCOTT MADWAR MD PA		238	27	10%	265
MANOR CARE OF NAPLES FL LLC		260	3	1%	263
SERANADES BY SONATA WEST ORANGE		234	29	11%	263
Fernandina Beach Rehabilitation and Nursing Center		260	3	1%	263
TALLAHASSEE NHHI LLC	1	234	27	10%	262
BEAR CREEK NURSING CENTER		256	4	2%	260
CLIFFORD CHESTER SIMS VA NURSING HOME		251	9	3%	260
SOUTHWEST ORLANDO FAMILY MEDICINE, PL		216	44	17%	260
INTERNAL MEDICINE & PEDIATRICS OF TAMPA BAY PA		212	47	18%	259
CONSULATE HEALTHCARE OF KISSIMMEE		247	12	5%	259
Solaris Healthcare Coconut Creek		252	6	2%	258
ACCURATE DIAGNOSTIC LABS, INC		243	15	6%	258
FLORIDA WOMAN CARE LABORATORY LLC		232	26	10%	258
PROTEUS MOLECULAR AND CLINICAL LAB	1	148	109	42%	258
BRENTWOOD RETIREMENT COMMUNITY	5	222	30	12%	257
URGENT CARE EXPRESS LLC		1	256	100%	257
PORT SAINT LUCIE HOSPITAL		246	9	4%	255
Solaris HealthCare Imperial		247	8	3%	255
WELL HEALTH WORKS	1	222	32	13%	255
ONESTOP MEDICAL AND URGENT CARE LLC		215	40	16%	255
SHELL POINT VILLAGE MEDICAL CENTER		246	7	3%	253
PEDIATRICS BY THE SEA		244	9	4%	253
LAKE PARK OF MADISON		246	7	3%	253
ST CATHERINE'S WEST REHABILITATION HOSPITAL		240	12	5%	252
SILVERCREST HEALTH AND REHABILITATION CENTER	3	241	7	3%	251
BAPTIST PRIMARY CARE INC	1	225	24	10%	250
DOCTORS MEMORIAL HOSPITAL		129	121	48%	250
WESTWOOD HEALTHCARE SNF		204	45	18%	249

COVID-19: testing by laboratory

Data through Feb 11, 2021 verified as of Feb 12, 2021 at 09:25 AM

Data in this report are provisional and subject to change.

The numbers in the table below represent the number of Florida and non-Florida residents for whom test results were received by the Department of Health. A person can be tested by more than one laboratory and can have both positive and negative results. **Therefore, the sum of the numbers in each column will be larger than the total number of people tested.**

Reporting lab	Inconclusive	Negative	Positive	Percent positive	Total
Parkview Rehabilitation Center at Winter Park		243	6	2%	249
24/7 PEDIATRIC CARE CENTERS INC		230	19	8%	249
MANORCARE AT LELY PALMS		243	5	2%	248
HOLLEY NAVARRE MEDICAL CLINIC		179	69	28%	248
ELMCROFT PINECREST	1	227	20	8%	248
MARTIN MEMORIAL MEDICAL CENTER LAB		128	119	48%	247
HARBOURWOOD	1	242	4	2%	247
CARRINGTON PLACE OF ST PETE LLC		242	4	2%	246
BROWARD NURSING & REHABILITATION CTR	8	231	7	3%	246
EXCEL PEDIATRICS		204	42	17%	246
Heritage Healthcare at Tallahassee		239	7	3%	246
COMMUNITY HEALTH AND REHABILITATION CENTER		189	57	23%	246
Coastal Health and Rehabilitation Center		236	10	4%	246
Life Care Center of Punta Gorda	1	233	12	5%	246
ROSEWOOD HEALTHCARE & REHABILITATION CENTER		239	6	2%	245
BUREAU OF CLINICAL LABORATORIES		205	40	16%	245
MALABAR/ADVENT CENTRA CARE		48	196	80%	244
FLORIDA HEALTH CARE PLANS			244	100%	244
ADVANCED AMBULATORY SURGERY CENTER		232	11	5%	243
CHIPOLA HEALTH AND REHAB		226	17	7%	243
W FRANK WELLS NURSING HOME		215	27	11%	242
ARCHER HEALTH VENTURES, LLC		217	25	10%	242
TAVARES PEDIATRICS		201	40	17%	241
ST PETERSBURG PEDIATRICS-PARK BLVD		219	22	9%	241
GOOD SAMARITAN CARES		236	5	2%	241
LASER & SURGERY CENTER OF THE PALM BEACHES		239	1	0%	240
TIERRA PINES CENTER		228	12	5%	240
Sunset Point Center		235	4	2%	239
CLARE BRIDGE OF SARASOTA		237	2	1%	239
ST PETERSBURG PEDIATRICS-SEMINOLE BLVD		186	53	22%	239
PALM GARDEN OF AVENTURA		236	3	1%	239
ESTERO ISLAND MEDICAL CENTER		188	51	21%	239
AMBULATORY SURGERY CENTER OF BOCA RATON LTD		236	2	1%	238
AMERICAN HOUSE SENIOR LIVING		189	49	21%	238
HAVEN OF OUR LADY OF PEACE INC		230	8	3%	238
RIVERWOOD HEALTH NH LLC		199	39	16%	238
AVON PARK PEDIATRICS INC	3	213	21	9%	237
Vi at Lakeside Village Skilled Nursing		232	5	2%	237
FORT MYERS REHABILITATION AND NURSING CENTER		211	26	11%	237
OCALA FAMILY MEDICAL CENTER INC	1	194	41	17%	236
VETERANS AFFAIRS MEDICAL CENTER - MIAMI		1	235	100%	236
FLORIDA CLINICAL LABORATORY-BIOREFERENCE LABORATORIES		87	148	63%	235
JACKSONVILLE KIDS PEDIATRICS, PLLC		204	31	13%	235
AVECINA MOBILE		121	114	49%	235
OAK HAMMOCK AT THE UNIVERSITY OF FLORIDA		229	6	3%	235
BAY TREE CARE AND REHABILITATION CENTER		197	38	16%	235

COVID-19: testing by laboratory

Data through Feb 11, 2021 verified as of Feb 12, 2021 at 09:25 AM

Data in this report are provisional and subject to change.

The numbers in the table below represent the number of Florida and non-Florida residents for whom test results were received by the Department of Health. A person can be tested by more than one laboratory and can have both positive and negative results. **Therefore, the sum of the numbers in each column will be larger than the total number of people tested.**

Reporting lab	Inconclusive	Negative	Positive	Percent positive	Total
REGENTS PARK AT AVENTURA		221	14	6%	235
HOMESTEAD VILLAGE		223	11	5%	234
FRICKS PHARMACY		178	56	24%	234
USA HEALTH UNIVERSITY HOSPITAL CLINICAL LABORATORY	1	228	5	2%	234
MEMPHIS PATHOLOGY LABORATORY	4	212	17	7%	233
ABBOTT LABORATORIES		146	87	37%	233
PAVILION FOR HEALTHCARE, THE		231	2	1%	233
FIRST CHOICE PRIMARY CARE		187	46	20%	233
JAMES A HALEY VETERANS HOSPITAL			232	100%	232
KINDRED HOSPITAL	7	220	5	2%	232
MIAMI JEWISH HEALTH SYSTEMS, INC	3	220	8	3%	231
CENTERSTONE OF FLORIDA		214	17	7%	231
TERRACES OF LAKE WORTH CARE CENTER		219	12	5%	231
TGH		1	229	100%	230
Life Care Center at Inverrary		226	4	2%	230
ManorCare Health Services-Palm Harbor	1	229			230
HOLISTIX TREATMENT CENTERS		224	6	3%	230
EDGEWATER AT WATERMAN VILLAGE, THE		214	15	7%	229
FAMILY EXPRESS URGENT CARE		4	224	98%	228
LYNN HAVEN SPORTS COMPLEX-WALKON CLINIC		21	207	91%	228
ARCPOINT LABS OF ST PETERSBURG		152	76	33%	228
Cross Gardens Care Center		227	1	0%	228
FELLOWSHIP HOME AT THE FAIRWAY LLC		221	6	3%	227
MANDARIN PEDIATRICS		209	18	8%	227
Solaris Senior Living North Naples ALF		218	9	4%	227
CHIPOLA MEDICAL ASSOCIATES, LLC		160	66	29%	226
PARKS HEALTHCARE & REHABILITATION CTR	4	211	11	5%	226
Avante at Inverness		224	1	0%	225
Lakewood Nursing Center		196	29	13%	225
RESTORE HEALTH URGENT CARE		151	74	33%	225
ADVENT HEALTH - ORLANDO		168	57	25%	225
MEDICAL CENTER AT OCEAN REEF, THE		212	12	5%	224
VILLAGES REGIONAL HOSPITAL SURGERY CENTER LLC, THE		178	46	21%	224
Chatsworth at PGA National, LLC		214	10	4%	224
ARCPOINT LABS OF SARASOTA MANATEE		148	76	34%	224
Crossbreeze care center	1	221	2	1%	224
ATLANTIC URGENT CARE		149	74	33%	223
LEHIGH VALLEY GENOMICS			223	100%	223
PINNACLES PEDS CARE PA		222			222
OKEECHOBEE COUNTY HEALTH DEPT	1	143	78	35%	222
WHITE-WILSON MEDICAL CENTER - FORT WALTON BEACH		211	9	4%	220
WOOD LAKE HEALTH AND REHABILITATION CENTER		219			219
Boynton Beach Rehabilitation Center	2	213	4	2%	219
Avante at Orlando		214	4	2%	218
FLORIDA KEYS PEDIATRICS & ADOLESCENT CENTER		205	12	6%	217
THE MANOR AT CARPENTERS		185	32	15%	217

COVID-19: testing by laboratory

Data through Feb 11, 2021 verified as of Feb 12, 2021 at 09:25 AM

Data in this report are provisional and subject to change.

The numbers in the table below represent the number of Florida and non-Florida residents for whom test results were received by the Department of Health. A person can be tested by more than one laboratory and can have both positive and negative results. **Therefore, the sum of the numbers in each column will be larger than the total number of people tested.**

Reporting lab	Inconclusive	Negative	Positive	Percent positive	Total
LAKE PORT SQUARE		200	17	8%	217
Lake Port Square Health Center		202	15	7%	217
STATMED QUICK QUALITY CLINIC AT NORTH PINELLAS		65	152	70%	217
PEDIATRICS IN BREVARD PA		188	28	13%	216
KR at Hillsborough Lakes/Lutz Healthcare		206	10	5%	216
AZALEA TRACE		203	13	6%	216
ST. CLOUD REGIONAL MEDICAL CENTER		199	17	8%	216
NORTH FLORIDA PEDIATRICS - MARIANNA		177	38	18%	215
AMERICAN FINNISH NURSING HOME	1	209	5	2%	215
Consulate Health Care of North Fort Myers		203	12	6%	215
GATEWAY/ADVENT CENTRA CARE	1	24	189	88%	214
WALGREENS 3173		199	15	7%	214
BLOCK, NATION, CHASE, AND SMOLEN FAMILY MEDICINE		157	57	27%	214
HEALTH CENTRAL CLINICAL LABORATORY		202	12	6%	214
CYPRESS COVE		207	6	3%	213
DISCOVERY VILLAGE AT MELBOURNE		187	26	12%	213
PLANT CITY PEDIATRICS	1	179	33	15%	213
UCC - WELLINGTON		3	209	99%	212
BOND CLINIC, PA		152	60	28%	212
THE RESIDENCE AT TIMBER PINES	4	183	25	12%	212
CONSULATE HEALTH CARE OF WINTER HAVEN		209	3	1%	212
POCONO MEDICAL CENTER		212			212
SIGNATURE HEALTHCARE AT THE COURTYARD		165	47	22%	212
ORANGE COUNTY HEALTH DEPT		201	11	5%	212
PCB CLINIC		167	45	21%	212
SARAPATH DIAGNOSTICS		107	105	50%	212
SUNRISE DIAGNOSTIC LABORATORY		158	53	25%	211
Whispering Oaks	11	175	23	11%	209
The Palace Nursing and Rehabilitation Center		209			209
ASCENSION MEDICAL GROUP		4	205	98%	209
Taylor Care Center		204	5	2%	209
Life Care Center of Sarasota		196	12	6%	208
LAKESIDE NEUROLOGIC		199	9	4%	208
HEALTHWORKS MED GROUP OF FLORIDA PA	2	200	6	3%	208
BROOKDALE ATRIM WAY		202	6	3%	208
WASHINGTON REHAB AND NURSING		199	9	4%	208
CORAL REEF NURSING & REHABILITATION CENTER		203	4	2%	207
DOCTORS MEMORIAL FAMILY MEDICINE	2	142	63	30%	207
ST MARK VILLAGE		201	5	2%	206
NORTH FLORIDA PEDIATRICS PA - DUVAL		179	27	13%	206
Orchid Cove at Sarasota		204	1	0%	205
NATURE COAST MEDICAL GROUP		117	88	43%	205
FULGENT GENETICS	2	164	39	19%	205
HOSPICE OF LAKE & SUMTER INC	1	202	2	1%	205
SUPERIOR RESIDENCES OF PANAMA CITY BEACH		198	6	3%	204
FORT PIERCE HEALTH CARE		198	5	2%	203

COVID-19: testing by laboratory

Data through Feb 11, 2021 verified as of Feb 12, 2021 at 09:25 AM

Data in this report are provisional and subject to change.

The numbers in the table below represent the number of Florida and non-Florida residents for whom test results were received by the Department of Health. A person can be tested by more than one laboratory and can have both positive and negative results. **Therefore, the sum of the numbers in each column will be larger than the total number of people tested.**

Reporting lab	Inconclusive	Negative	Positive	Percent positive	Total
MACTOWN, INC		201	2	1%	203
GLENRIDGE ON PALMER RANCH,THE		195	7	3%	202
HEALTH FIRST - HOLMES REGIONAL MEDICAL CENTER		32	170	84%	202
WIREGRASS DIRECT PRIMARY CARE PLLC□		170	32	16%	202
PATHGROUP LABS LLC		97	105	52%	202
POLK COUNTY HEALTH DEPARTMENT		178	24	12%	202
ADVENT HEALTH CENTRA CARE - APOPKA NORTH		171	30	15%	201
Governors Creek Health and Rehabilitation	1	198	2	1%	201
VAMC WEST PALM LAB		5	196	98%	201
NSPIRE HEALTHCARE LAUDERHILL		194	6	3%	200
BAY COUNTY SHERIFFS OFFICE JAIL FACILITY		176	24	12%	200
HERITAGE HEALTHCARE AND REHABILITATION CENTER		195	5	3%	200
TRINITY REGIONAL REHAB CENTER		184	15	8%	199
PALM BEACH PEDIATRICS PA	2	176	21	11%	199
LIFE CARE CENTER OF PORT ST. LUCIE		190	9	5%	199
TRENTON MEDICAL CENTER INC DBA PALMS MEDICAL GROUP	4	140	55	28%	199
SOLARIS SENIOR LIVING VERO BEACH		192	7	4%	199
DEPARTMENT OF HEALTH & HUMAN SERVICES		198			198
ADVENT HEALTH - CARROLLWOOD	4	169	25	13%	198
San Jose Health & Rehabilitation		192	6	3%	198
LAUREL POINT CARE ACQUISITION LLC DBA SANDGATE GARDENS REHAB AND NURSI		171	27	14%	198
WHITE WILSON MEDICAL IMMEDIATE CARE NICEVILLE		1	197	99%	198
LA MER NH LLC□		193	4	2%	197
MEDIPATH LLC		2	195	99%	197
Nspire Health Care Kendall		187	10	5%	197
CONEY ISLAND HOSPITAL		189	7	4%	196
ABBIEJEAN RUSSELL CARE CENTER□		195			195
Consulate Healthcare of West Palm Beach		179	16	8%	195
BAYVIEW CENTER		189	5	3%	194
VETERANS AFFAIRS ORLANDO VA MEDICAL CENTER			194	100%	194
Bayside Health and Rehabilitation		164	29	15%	193
ADVENT HEALTH CENTRA CARE - DAYTONA BEACH		94	99	51%	193
MOBILE MEDICAL ASSOCIATES PL	6	157	30	16%	193
BARTON HEALTH ALLIANCE		159	34	18%	193
WALGREENS 10670		170	23	12%	193
CONSULATE HEALTH CARE OF MELBOURNE		190	3	2%	193
DE LUNA HEALTH AND REHABILITATION CENTER		170	22	11%	192
TARPON POINT NURSING AND REHABILITATION CENTER		189	3	2%	192
SARNO EXTENDED HOURS		124	68	35%	192
Cross Terrace Rehabilitation		189	2	1%	191
HEALTH LINK DIAGNOSTIC LABORATORIES		182	9	5%	191
INN AT ASTON GARDENS, THE		184	7	4%	191
HEARTLAND PEDIATRICS OF LAKE PLACID PA		166	25	13%	191
CYPRESS POINT LIVING, LLC		175	15	8%	190
NEO GENOMICS - FORT MYERS	1	183	6	3%	190
BORLAND GROOVER CLINIC	1	155	34	18%	190

COVID-19: testing by laboratory

Data through Feb 11, 2021 verified as of Feb 12, 2021 at 09:25 AM

Data in this report are provisional and subject to change.

The numbers in the table below represent the number of Florida and non-Florida residents for whom test results were received by the Department of Health. A person can be tested by more than one laboratory and can have both positive and negative results. **Therefore, the sum of the numbers in each column will be larger than the total number of people tested.**

Reporting lab	Inconclusive	Negative	Positive	Percent positive	Total
Heartland Healthcare of Ft. Myers	1	187	1	1%	189
LAKE VIEW CARE CENTER AT DELRAY		183	6	3%	189
ARBOR FACILITY INC		188			188
PADDOCK RIDGE		185	3	2%	188
WOMEN'S CARE FLORIDA LABORATORY		183	5	3%	188
OCEAN REEF MEDICAL CENTER		150	38	20%	188
PLANTATION NURSING & REHAB CENTER		187			187
BOCA RATON REHABILITATION CENTER	4	180	3	2%	187
ANTHEM LAKES LLC		151	35	19%	186
NO FLORIDA PEDIATRICS, PA		160	26	14%	186
FINLAY CLINICAL LABORATORY INC		36	150	81%	186
EDGEWOOD NURSING CENTER		179	7	4%	186
ADVENT		172	13	7%	185
Surrey Place Healthcare and Rehabilitation		183	2	1%	185
WATERMARK LAKE POINTE WOODS LLC		167	18	10%	185
ST. JAMES BAY HEALTH AND REHABILITATION CENTER		183	1	1%	184
BROOKDALE OF SPRING HILL	9	173	2	1%	184
FLORIDA HEALTH CARE PLAN INC		2	181	99%	183
PENSACOLA PEDIATRICS, PA		166	17	9%	183
ADVENT HEALTH CENTRA CARE - WESLEY CHAPEL		13	170	93%	183
LCS SANDHILL COVE LLC DBA	6	170	7	4%	183
WIMAUMA COMMUNITY HEALTH CENTER		144	39	21%	183
NIGHT LITE PEDIATRICS WINTER GARDEN		144	39	21%	183
AMELIA MEDICAL CARE		36	146	80%	182
ADVENT HEALTH - LAKE NONA		157	25	14%	182
PALM HARBOR FAMILY PRACTICE & WALK-IN		135	46	25%	181
CORAL GABLES NURSING & REHABILITATION CENTER		171	10	6%	181
BAPTIST HEALTH PRIMARY CARE	1	134	46	25%	181
NADAL PEDIATRICS - VICTORIA STREET (3385)		153	28	15%	181
ENCOMPASS HEALTH		177	3	2%	180
ABBOTT DIAGNOSTICS		166	14	8%	180
UNIVERSITY OF MIAMI		54	126	70%	180
MATHISON RETIREMENT COMMUNITY, INC	1	170	8	4%	179
COLONY CLUB ALF,THE		165	13	7%	178
EVENT MED SERVICES LABORATORY		175	3	2%	178
VIERA MANOR ASSISTED LIVING RESIDENCE		171	7	4%	178
CANTERFIELD OF CLAY COUNTY		140	38	21%	178
Heritage Park Rehabilitation & Healthcare		159	18	10%	177
Concordia Village of Tampa AL		173	4	2%	177
PONTE VEDRA GARDENS		176	1	1%	177
ADVENT HEALTH CENTRA CARE - CARROLLWOOD		5	172	97%	177
The Waterford		174	2	1%	176
LAKEVIEW INTERNAL MEDICINE		122	54	31%	176
GEORGIA DEPARTMENT OF PUBLIC HEALTH	1	5	170	97%	176
MEDICAL CONSULTANTS OF FLORIDA LLC	1	142	33	19%	176
Emory L Bennett State Veterans Nursing Home		173	3	2%	176

COVID-19: testing by laboratory

Data through Feb 11, 2021 verified as of Feb 12, 2021 at 09:25 AM

Data in this report are provisional and subject to change.

The numbers in the table below represent the number of Florida and non-Florida residents for whom test results were received by the Department of Health. A person can be tested by more than one laboratory and can have both positive and negative results. **Therefore, the sum of the numbers in each column will be larger than the total number of people tested.**

Reporting lab	Inconclusive	Negative	Positive	Percent positive	Total
DISCOVERY VILLAGE AT NAPLES		159	17	10%	176
PATRIOT MEDICAL LABORATORIES		169	7	4%	176
Consulate Health Care of St. Petersburg		174	1	1%	175
STERLING HOUSE OF DELAND		174	1	1%	175
OAKBROOK HEALTH AND REHABILITATION CENTER	1	160	14	8%	175
HUNT CLUB PEDIATRIC ASSOCIATES, P.A.		145	29	17%	174
AMA MEDICAL GROUP LLC		147	27	16%	174
ASTON GARDENS AT PELICAN MARSH		169	5	3%	174
The Inn at Sarasota Bay Club		172	2	1%	174
ORLANDO HEALTH EMERGENCY DEPARTMENT		163	11	6%	174
LUIS A GHIGLINO MD PA		167	6	3%	173
VI AT BENTLEY VILLAGE HOME CARE		173			173
ARTHREX MEDICAL CENTER	1	73	98	57%	172
Sunnyside Nursing Home		169	3	2%	172
QUOTIENT SCIENCES		166	6	3%	172
SOUTHLAND SUITES OF ORMOND BEACH	4	167			171
ST ANTHONYS REHABILITATION HOSPITAL	9	160	2	1%	171
HOSPITAL FOR SPECIAL SURGERY		168	3	2%	171
GOOD SAMARITAN SOCIETY OF DELAND		159	11	6%	170
PRIMECARE OF DOTHAN		117	53	31%	170
LAB CORP	1	95	74	44%	170
ALL SEASONS NAPLES LLC		164	5	3%	169
YOUR FAMILY WALK-IN CLINIC		13	156	92%	169
ARDEN COURTS OF SEMINOLE		130	39	23%	169
ROSECASTLE OF CITRUS		139	30	18%	169
CANTERFIELD OF OCALA, LLC		158	11	7%	169
PANAMA CITY DEVELOPMENTAL CENTER		168			168
ALLSOUTH URGENT CARE		6	162	96%	168
GRACE PEDIATRICS		140	28	17%	168
MACCLENNY NURSING AND REHAB		150	17	10%	167
BARKLEY PLACE	1	162	4	2%	167
TUSCAN GARDENS OF PALM COAST		164	3	2%	167
LEESBURG PEDIATRICS		152	15	9%	167
URGENT CARE OF THE PALM BEACHES, NORTH PALM BEACH			167	100%	167
SAMIR EBEID MD		150	17	10%	167
ADVENT HEALTH CENTRA CARE - TEMPLE TERRACE	1	103	62	37%	166
SANDY PINES	2	146	18	11%	166
ANGELS DIAGNOSTIC GROUP		132	34	20%	166
THE ARLINGTON OF NAPLES INC.		162	3	2%	165
BENDERSON FAMILY SKILLED NURSING AND		148	17	10%	165
US MEDICAL CARE, INC		148	17	10%	165
WHITE WILSON MEDICAL CENTER PA - NAVARRE		74	91	55%	165
DEPARTMENT OF HEALTH BUREAU OF FAMILY		162	2	1%	164
ADVANCED MEDICAL GROUP		1	163	99%	164
JACKSONVILLE NURSING AND REHAB CENTER		157	6	4%	163
OSPREY VILLAGE AT AMELIA ISLAND LTD		155	8	5%	163

COVID-19: testing by laboratory

Data through Feb 11, 2021 verified as of Feb 12, 2021 at 09:25 AM

Data in this report are provisional and subject to change.

The numbers in the table below represent the number of Florida and non-Florida residents for whom test results were received by the Department of Health. A person can be tested by more than one laboratory and can have both positive and negative results. **Therefore, the sum of the numbers in each column will be larger than the total number of people tested.**

Reporting lab	Inconclusive	Negative	Positive	Percent positive	Total
BRADENTON HEALTH CARE		163			163
TRI COUNTY NURSING HOME		162	1	1%	163
MEADOWCREST FAMILY PHYSICIANS		97	66	40%	163
ARDEN COURTS OF TAMPA		159	4	2%	163
TUSCAN GARDENS OF VENETIA MANAGEMENT COMPANY		150	13	8%	163
POMPANO REHABILITATION AND NURSING CTR		162			162
PRECISION GENETICS, INC		156	6	4%	162
FLORIDA ATLANTIC UNIVERSITY STUDENT HEALTH		130	32	20%	162
BROOKDALE LAKE TAVARES		158	3	2%	161
EXOSOME DIAGNOSTICS	1	143	17	11%	161
SOMERBY LAKE NONA		154	7	4%	161
MY HEALTHY BLUEPRINT BY BAPTIST HEALTH CARE		128	33	20%	161
GLADES HEALTH CARE CENTER		157	3	2%	160
KEYSTONE REHAB		160			160
ADVENT HEALTH - DELTONA ER		117	43	27%	160
CAYUGA MEDICAL CENTER AT ITHACA		155	5	3%	160
GREENBRIAR REHABILITATION AND NURSING CENTER	1	159			160
GENE BY GENE		61	99	62%	160
GUEST HOUSE OCALA, THE		157	3	2%	160
FIRST CHOICE PEDIATRICS SEMORAN		80	80	50%	160
BROOKDALE ORANGE PARK		158	1	1%	159
ARCADIA HEALTH AND REHABILITATION CENTER		100	59	37%	159
STERLING HOUSE OF PUNTA GORDA		158	1	1%	159
CLARE BRIDGE ORMOND BEACH	1	157			158
CHILDREN MED CARE INC		135	23	15%	158
WUESTHOFF REF LABORATORY			158	100%	158
CITRUS HEALTH AND REHAB		128	30	19%	158
BEACON AT GULF BREEZE, THE	2	149	7	4%	158
BROOKDALE FORT MYERS THE COLONY		153	4	3%	157
SUWANNEE VALLEY NURSING CENTER		143	14	9%	157
SOUTH BALDWIN REGIONAL MEDICAL CENTER		147	10	6%	157
Flagler Health and Rehabilitation		155	2	1%	157
Englewood Healthcare and Rehab		141	15	10%	156
MIRACLE HILL NURSING & REHABILITATION CENTER INC		151	5	3%	156
TIMBERRIDGE NURSING HOME & REHAB		123	33	21%	156
DAIRY ROAD URGENT CARE	2	71	82	53%	155
BRIGHTON EGGERT PHARMACY INC		150	5	3%	155
ARDEN COURTS OF LARGO FL, LLC		142	13	8%	155
CENTRAL FLORIDA HEALTHCARE GROUP LLC		134	21	14%	155
WOODBRIIDGE FACILITY INC		151	4	3%	155
ZON BEACHSIDE LLC		128	27	17%	155
PRUITT HEALTH		153	2	1%	155
EDWARD J HEALEY REHAB & NURSING CENTER		155			155
COCOA BEACH/ADVENT CENTRA		41	114	74%	155
PALMETTO FACILITY INC	1	153			154
CSL PLASMA		30	124	81%	154

COVID-19: testing by laboratory

Data through Feb 11, 2021 verified as of Feb 12, 2021 at 09:25 AM

Data in this report are provisional and subject to change.

The numbers in the table below represent the number of Florida and non-Florida residents for whom test results were received by the Department of Health. A person can be tested by more than one laboratory and can have both positive and negative results. **Therefore, the sum of the numbers in each column will be larger than the total number of people tested.**

Reporting lab	Inconclusive	Negative	Positive	Percent positive	Total
NEW YORK CITY DEPARTMENT OF HEALTH & MENTAL		123	31	20%	154
DIAMOND RIDGE		147	7	5%	154
DOCTORS MEMORIAL FAMILY PRACTICE	2	118	33	22%	153
BAY VUE NURSING AND REHABILITATION CENTER		142	10	7%	152
FAWCETT MEMORIAL HOSPITAL-LAB		39	113	74%	152
MID FLORIDA PATHOLOGY LLC MOBILE UNIT #4		103	49	32%	152
WESLEY HAVEN VILLA	1	118	32	21%	151
ROSECASTLE OF ZEPHRHILLS		149	2	1%	151
POINTE, THE		122	28	19%	150
SUNCOAST URGENT CARE		111	39	26%	150
MORSE LIFE MEMORY CARE RESIDENCE		143	7	5%	150
LABORATORY OF FLORIDA		97	53	35%	150
NORTH FLORIDA INTERNAL MEDICINE PA		117	33	22%	150
PRECISION HEALTH RESOURCES, LLC	1	133	15	10%	149
WORKPLACE SCREENING INTELLIGENCE			149	100%	149
Chatham Glen Healthcare and Rehabilitation Center		143	6	4%	149
AFTER HOURS PEDIATRICS INC	1	1	146	99%	148
CHEEK AND SCOTT DRUGS INC		117	31	21%	148
GOLD CHOICE SENIOR COMMUNITIES		107	40	27%	147
QUICK CARE MED LLC	1	120	26	18%	147
SPRINGS AT LAKE POINTE WOODS		145	2	1%	147
REFUAH HEALTH CENTER LABORATORY		140	7	5%	147
MOBILE INFIRMARY MED CENTER PATH LAB		131	15	10%	146
SEAGRASS VILLAGE FLEMING ISLAND		110	36	25%	146
SEASIDE HEALTH AND REHABILITATION CENTER		88	57	39%	145
REGENCY CARE OF BLOUNTSTOWN LLC		135	10	7%	145
HOLISTIC PEDIATRICS GROUP LLC		126	19	13%	145
ST PETERSBURG PEDIATRICS-EAST BAY	1	116	27	19%	144
HUNT CLUB PEDIATRIC ASSOCIATES PA		88	56	39%	144
NCRNC INC		140	4	3%	144
JEFFERY WEINZWEIG		2	141	99%	143
PHYSICIANS REGIONAL MEDICAL CENTER - PINE RIDGE		19	124	87%	143
Quail Run Health Care Center		143			143
PALM BEACH COUNTY HEALTH DEPT LAB	4	133	6	4%	143
PEDIATRICS OF GREATER ORLANDO		125	18	13%	143
SUNNY HILLS ALF OF SEBRING INC		131	11	8%	142
FARAH MEDICAL		132	10	7%	142
WRIGHTS HEALTH CARE AND REHABILITATION CENTER		112	30	21%	142
ADVENTHEALTH CENTRA CARE PONCIANA	1	81	60	42%	142
LAKEVIEW TERRACE RETIREMENT COMMUNITY		125	17	12%	142
PROVIDENCE HOSPITAL LABORATORY		134	8	6%	142
COASTAL INTERNAL MEDICINE		105	37	26%	142
OAKS OF KISSIMMEE HEALTH AND REHABILITATION CENTER		138	3	2%	141
NOVARI CARE LLC		97	44	31%	141
UNITED CLINICAL LABORATORIES		132	9	6%	141
VENICE REGIONAL BAYFRONT HEALTH (PULMONARY)		126	15	11%	141

COVID-19: testing by laboratory

Data through Feb 11, 2021 verified as of Feb 12, 2021 at 09:25 AM

Data in this report are provisional and subject to change.

The numbers in the table below represent the number of Florida and non-Florida residents for whom test results were received by the Department of Health. A person can be tested by more than one laboratory and can have both positive and negative results. **Therefore, the sum of the numbers in each column will be larger than the total number of people tested.**

Reporting lab	Inconclusive	Negative	Positive	Percent positive	Total
BROOKDALE PENSACOLA		140	1	1%	141
PORT ST LUCIE REHABILITATION AND HEALTHCARE		98	43	30%	141
WEDGEWOOD HEALTHCARE CENTER		92	48	34%	140
GULF COAST MEDICAL CENTER		137	3	2%	140
ELLENTON PEDIATRICS PA		129	11	8%	140
FLAGLER COUNTY DETENTION CENTER		136	4	3%	140
ARDEN COURTS OF DELRAY BEACH FL LLC	3	128	9	6%	140
FOUNTAIN INN NURSING & REHABILITATION CTR, INC		133	6	4%	139
The Crossroads		138	1	1%	139
BAY EDUCATORS WELLNESS CENTER		86	53	38%	139
RITECARE MEDICAL CENTER		83	56	40%	139
Gulf Coast Healthcare (Longwood Health and Rehab		118	21	15%	139
PALM BEACH COUNTY FIREFIGHTERS HEALTH CLINIC, LLC		111	28	20%	139
FAMILY EXTENDED CARE OF CENTRAL TAMPA		121	17	12%	138
CROSSWINDS HEALTH AND REHABILITATION CENTER	1	135	2	1%	138
CONCORD LIFE SCIENCES LLC		121	17	12%	138
AMERICAN PATHOLOGY PARTNERS		136	2	1%	138
MILLENNIUM LAB SERVICES			138	100%	138
FHMG-FLORIDA HOSPITAL MEDICAL GROUP		115	22	16%	137
ADVENT HEALTH CENTRA CARE - CITRUS PARK		9	128	93%	137
MANOR AT BLUEWATER BAY		131	6	4%	137
PPC-LAB EDI ORCHARD BI		129	8	6%	137
SONATA COCONUT CREEK	2	111	24	18%	137
VIPEDIATRICS PLLC		125	11	8%	136
LabCorp L#09258090 M#09258105		74	62	46%	136
SURREY PLACE CARE CENTER		130	6	4%	136
ADVENT HEALTH CENTRA CARE - DELAND		28	108	79%	136
GRAVITY DIAGNOSTICS, LLC		36	100	74%	136
ADVENT HEALTH CENTRA CARE - ORANGE CITY	1	53	81	60%	135
DAYSPRING VILLAGE		113	22	16%	135
WALGREENS 6221		120	15	11%	135
IRL MARKET LAB ALACHUA		104	31	23%	135
LONGWOOD HEALTH AND REHABILITATION CENTER		125	10	7%	135
PEDIATRIC CARE CENTER		135			135
HIALEAH SHORES NURSING AND REHAB CENTER		127	8	6%	135
HAWKINS FAMILY MEDICINE LLC		90	45	33%	135
PHYSICIAN PARTNERS PERRY		74	60	45%	134
ADVANCED MEDICAL CENTER		86	48	36%	134
ALTAMONTE MD			134	100%	134
KINDRED HOSPITAL THE PALM BEACHES		129	5	4%	134
PEDIATRIC SPECIALISTS MEDICAL GROUP	1	121	11	8%	133
LABCORP BURLINGTON		105	28	21%	133
FORT WALTON REHABILITATION CENTER		96	37	28%	133
Hampton Court Nursing and Rehabilitation Center		131	2	2%	133
STEWART MEDICAL GROUP		34	99	74%	133
THE REHABILITATION CENTER OF LAKE CITY		127	5	4%	132

COVID-19: testing by laboratory

Data through Feb 11, 2021 verified as of Feb 12, 2021 at 09:25 AM

Data in this report are provisional and subject to change.

The numbers in the table below represent the number of Florida and non-Florida residents for whom test results were received by the Department of Health. A person can be tested by more than one laboratory and can have both positive and negative results. **Therefore, the sum of the numbers in each column will be larger than the total number of people tested.**

Reporting lab	Inconclusive	Negative	Positive	Percent positive	Total
SUMMERFIELD EMERGENCY ROOM		102	30	23%	132
ALL FLORIDA FAMILY AND SPORTS MEDICINE		114	18	14%	132
220 GOLDEN, LLC	1	116	15	11%	132
DOLPHIN POINTE HEALTH CARE LLC		114	18	14%	132
DOCTOR'S IN HOUSE LABORATORY		18	114	86%	132
GRAVITY DIAGNOSTICS		45	87	66%	132
SONATA DELRAY BEACH		121	10	8%	131
INTEGRATED REGIONAL LABORATORIES		119	12	9%	131
CITY OF PORT SAINT LUCIE		123	8	6%	131
Nemours Children's Urgent Care		80	51	39%	131
THE WELLNESS CENTER AT LAKEWOOD RANCH		43	88	67%	131
REGENCY PARK		113	18	14%	131
MIAMI VA HEALTHCARE SYSTEM			130	100%	130
CENTRACARE		17	113	87%	130
VILLAGE PLACE NH LLC		106	24	18%	130
MV MEDICAL PRACTICE DBA PRIMARY URGENT CARE		122	7	5%	129
QUEENS HOSPITAL CENTER	1	120	8	6%	129
BMHSI-AEL MICROBIOLOGY LABORATORY	2	102	25	19%	129
CRANE CENTER		98	31	24%	129
FLORIDA DEPARTMENT OF HEALTH IN TAYLOR COUNTY	1	89	39	30%	129
DESOTO PALMS ALF		124	5	4%	129
HIGHLANDS URGENT CARE			128	100%	128
ADVENTHEALTH HOSPICE CARE CENTRAL FLORIDA		127	1	1%	128
JACKSON COUNTY HEALTH DEPARTMENT		90	38	30%	128
TRI-COUNTY NURSING HOME		117	11	9%	128
SOUTH CAMPUS FACILITY INC		122	6	5%	128
CHARTER SENIOR LIVING OF PANAMA CITY BEACH		106	21	17%	127
SHOAL CREEK REHABILITATION CENTER		85	42	33%	127
CORE BIO LABS		76	51	40%	127
LIFE CARE CENTER OF ALTAMONTE SPRINGS		102	25	20%	127
GESSLER CLINIC PA		98	29	23%	127
PALMS MEDICAL GROUP HIGH SPRINGS		103	24	19%	127
HILLSBOROUGH COUNTY DEVELOPMENTAL CTR	1	117	8	6%	126
SUNY UPSTATE MEDICAL UNIVERSITY		119	7	6%	126
RDV SPORTSPLEX PEDIATRICS		105	21	17%	126
CARENOW URGENT CARE - LAKE MARY			125	100%	125
BROOKDALE CAPE CORAL		125			125
PATHWAY PHARMACY		98	27	22%	125
CARENOW LAKE MARY			124	100%	124
THE CLUB AND REHABILITATION CENTER		123	1	1%	124
MANOR CARE OF PALM HARBOR		123	1	1%	124
ARBOR GLEN AT ARBOR TRACE	2	113	9	7%	124
VILLAGE PEDIATRICS LLC		100	24	19%	124
HOSPICE OF ST FRANCIS INC		119	5	4%	124
MIDWAY PRIMARY CARE, LLC	4	79	40	33%	123
ISLAND HEALTH AND REHABILITATION CENTER		122	1	1%	123

COVID-19: testing by laboratory

Data through Feb 11, 2021 verified as of Feb 12, 2021 at 09:25 AM

Data in this report are provisional and subject to change.

The numbers in the table below represent the number of Florida and non-Florida residents for whom test results were received by the Department of Health. A person can be tested by more than one laboratory and can have both positive and negative results. **Therefore, the sum of the numbers in each column will be larger than the total number of people tested.**

Reporting lab	Inconclusive	Negative	Positive	Percent positive	Total
Signature healthcare of Jacksonville		118	5	4%	123
KINDRED HOSPITAL-BAY AREA-ST PETERSBURG LAB	1	116	6	5%	123
FOUNTAINS OF HOPE LLC, THE		122	1	1%	123
SEAVIEW NURSING AND REHABILITATION CENTER		122	1	1%	123
Lakeside Nursing and Rehabilitation Center	1	97	25	20%	123
ADVENT HEALTH CENTRA CARE - BRANDON		31	91	75%	122
COQUINA CENTER		119	3	2%	122
TUSCAN ISLE CHAMPIONSGATE OP CO LLC		120	2	2%	122
PARKVIEW HEALTH		121			121
HARBORCHASE OF VERO BEACH		106	15	12%	121
SEA PINES REHABILITATION HOSPITAL		120	1	1%	121
DB MD		109	12	10%	121
URGENT CARE TCMA			120	100%	120
WEST COAST FAMILY MEDICAL CARE		93	27	23%	120
FLORIDA DEPARTMENT OF HEALTH IN LAKE COUNTY	1	78	41	34%	120
CCS - JOSEPH V CONTE		118	2	2%	120
MEYER PEDIATRICS		107	13	11%	120
TGH URGENT CARE - SEMINOLE			120	100%	120
PROVISTA DIAGNOSTICS, INC		117	3	3%	120
PALMS FACILITY INC		104	15	13%	119
NAVARRE GARDENS LLC		94	25	21%	119
NORTH FL SOUTH GA HCS-MALCOM RANDALL VAMC			119	100%	119
FINNISH AMERICAN REST HOME-ALF		117	2	2%	119
VENICE REGIONAL MEDICAL CENTER BAYFRONT HEALTH		53	66	55%	119
SIGNATURE HEALTHCARE OF ORANGE PARK		116	3	3%	119
CLINICA HISPANA		1	118	99%	119
WILLOW BROOKE COURT AT AZALEA TRACE		119			119
MATHISON RETIREMENT COMMUNITY		114	5	4%	119
BOSTON RED SOX CLUB LP		117	2	2%	119
SONNIS PEDIATRICS PA		107	12	10%	119
RDX BIOSCIENCE		60	58	49%	118
PROMPT CARE OF CENTRAL FLORIDA			118	100%	118
ARDEN COURTS OF FORT MYERS		115	3	3%	118
IQBAL A FARUQUI MD		87	31	26%	118
HIGHLANDS LAKE CENTER		115	3	3%	118
JACKSONVILLE UNIVERSITY		108	10	8%	118
COASTAL HEALTH AND REHAB		110	8	7%	118
ISLAND URGENT CARE PLLC DBA AFC URGENT CARE		117	1	1%	118
The Crossings		118			118
MEDICATION ROOMS-CSU/CI NURSE STATION	1	109	8	7%	118
IMA MEDICAL GROUP		67	50	43%	117
NO FLORIDA PEDIATRICS, PA - BRADFORD		100	17	15%	117
BELVEDERE COMMONS OF FORT WALTON BEACH		107	10	9%	117
MINUTECLINIC DIAGNOSTIC OF RHODE ISLAND, LLC #729		113	4	3%	117
NEIGHBORHOOD MEDICAL CENTER		112	5	4%	117
VILLA MARIA WEST SKILLED NURSING FACILITY		110	7	6%	117

COVID-19: testing by laboratory

Data through Feb 11, 2021 verified as of Feb 12, 2021 at 09:25 AM

Data in this report are provisional and subject to change.

The numbers in the table below represent the number of Florida and non-Florida residents for whom test results were received by the Department of Health. A person can be tested by more than one laboratory and can have both positive and negative results. **Therefore, the sum of the numbers in each column will be larger than the total number of people tested.**

Reporting lab	Inconclusive	Negative	Positive	Percent positive	Total
FAWCETT MEMORIAL HOSPITAL LABORATORY			117	100%	117
AMERICAN HOUSE-BONITA SPRINGS□		116	1	1%	117
WILLOWBROOKE COURT AT ST ANDREWS ESTATES		112	5	4%	117
Avante at Melbourne		116	1	1%	117
AMERICAN FAMILY MEDICAL LLC		78	38	33%	116
PSL NAPLES BH OPERATIONS, LLC		116			116
WINDERMERE MEDICAL CENTER		112	4	3%	116
QUICK CARE MED PL CR		80	36	31%	116
LEE COUNTY SCHOOL DISTRICT	1	108	7	6%	116
CLARE BRIDGE OF CAPE CORAL	1	114			115
SUNFLOWER SPRINGS ASSISTED LIVING		105	10	9%	115
MAINSTREAM DIAGNOSTIC LABORATORY LLC		100	15	13%	115
DIAGNOSTIC LABORATORY OF OKLAHOMA		91	23	20%	114
SH HERON EAST LLC□		100	14	12%	114
NAPHCARE, INC AT MANATEE COUNTY JAIL		89	25	22%	114
WHITE-WILSON MEDICAL CENTER - NICEVILLE		102	12	11%	114
MILLER BIOCONNECT		95	19	17%	114
WILLISTON PEDIATRICS PA		91	22	19%	113
TIFFANY HALL NURSING AND REHAB CENTER		104	9	8%	113
CABANA AT JENSEN DUNES, THE		110	3	3%	113
Courtyards of Orlando Care Center		101	12	11%	113
CLEARWATER STATMED QUICK QUALITY CLINICS		37	76	67%	113
LAKE REGIONAL URGENT CARE		7	106	94%	113
CITRUS MEMORIAL HOSPITAL			112	100%	112
ANCHOR CARE AND REHABILITATION CENTER		111	1	1%	112
ELAN BUENA VISTA		95	17	15%	112
LORI MCAULIFFE MD PA		93	19	17%	112
ADVENTHEALTH MEDICAL GROUP FAMILY MEDICINE AT		88	24	21%	112
Sandy Ridge Center for Rehabilitation and Healing		91	21	19%	112
CHERRY OAK PALM BEACH COUNTY		106	6	5%	112
ACCESS MEDICAL CENTER		100	12	11%	112
PANAMA PHARMACY	3	92	17	15%	112
RESEARCH CENTERS OF AMERICA, LLC		91	21	19%	112
TREASURE COAST MEDICAL ASSOCIATES		4	108	96%	112
HOBDARI FAMILY HEALTH LLC□		77	35	31%	112
BROOKDALE COLONIAL PARK	2	109	1	1%	112
ALLIED HEALTH FORT PIERCE		112			112
FLORIDA HEALTH CARE PLANS INC		1	110	99%	111
CLEVELAND CLINIC FOUNDATION		12	99	89%	111
THREE OAKS PHARMACY INC		102	9	8%	111
BROWARD HEALTH CORAL SPRINGS EPIDEMIOLOGY DEPT		1	110	99%	111
LAKE HOUSE ASSISTED LIVING		93	17	15%	110
WINDSOR OF LAKEWOOD RANCH,THE		109	1	1%	110
EAST NEW YORK DIAGNOSTIC AND TREATMENT		104	6	5%	110
PHYSICIANS REGIONAL CLINIC		82	28	25%	110
GENOSUR LLC		105	4	4%	109

COVID-19: testing by laboratory

Data through Feb 11, 2021 verified as of Feb 12, 2021 at 09:25 AM

Data in this report are provisional and subject to change.

The numbers in the table below represent the number of Florida and non-Florida residents for whom test results were received by the Department of Health. A person can be tested by more than one laboratory and can have both positive and negative results. **Therefore, the sum of the numbers in each column will be larger than the total number of people tested.**

Reporting lab	Inconclusive	Negative	Positive	Percent positive	Total
BROOKDALE JENSEN BEACH ☐		106	3	3%	109
WHITE WILSON MEDICAL CENTER IMMEDIATE CARE		12	97	89%	109
MONTEFIORE MEDICAL CENTER LABORATORIES - MOSES		100	9	8%	109
MG PORT CHARLOTTE II SUBTENANT LLC		98	11	10%	109
EVANS HEALTH CARE		106	2	2%	108
GRAND OAKS HEALTH & REHABILITATION		106	1	1%	107
THE COURTYARD ASSISTED LIVING		103	4	4%	107
BAY VIEW HEALTHCARE		85	22	21%	107
TGH URGENT CARE - TYRONE		2	105	98%	107
VITAS HEALTHCARE CORPORATION OF FLORIDA		103	3	3%	106
MD 365 MEDICAL CARE		105	1	1%	106
ADVENT HEALTH - TIMBERRIDGE ER		89	17	16%	106
HEART OF FLORIDA REGIONAL MED CTR		35	71	67%	106
WESTWOOD NURSING & REHAB		73	33	31%	106
MINUTECLINIC LLC #4987		92	14	13%	106
NADAL PEDIATRICS		86	20	19%	106
NAVY HOSPITAL			105	100%	105
SMILEY MEDICAL GROUP		77	28	27%	105
PICH KTM CORP DBA MEDTOWN PHARMACY		89	16	15%	105
WALTON PLACE		105			105
MEDICAL CONSULTANTS OF FLORIDA DBA	1	90	14	13%	105
CCS - PAUL REIN DETENTION FACILITY		76	28	27%	104
NORTH FLORIDA EVALUATION AND TREATMENT CENTER	2	97	5	5%	104
SOLARIS SENIOR LIVING OF MERRITT ISLAND		101	3	3%	104
STERLING HOUSE OF WINTER HAVEN		101	3	3%	104
VISTA MANOR		92	12	12%	104
JUNO DERMATOLOGY LLC		93	11	11%	104
UNIVERSITY MEDICAL CENTER SUITES		91	13	13%	104
GRANDE, THE ☐	2	98	4	4%	104
BIODESIX, INC.		77	26	25%	103
PREDICTIVE LABORATORIES, INC	1	90	12	12%	103
TRADITION MEDICAL CENTER LABORATORY		48	55	53%	103
SUMMIT MEDICAL GROUP		94	9	9%	103
UNIVERSITY HEALTH SYSTEM INC		93	10	10%	103
PROFESSIONAL URGENT CARE SERVICES		74	28	27%	102
L&S SENIOR CARE DBA ARCADIA OAKS	3	98	1	1%	102
SPRING HAVEN RETIREMENT	1	101			102
MAGNOLIA MEDICAL CLINIC		11	90	89%	101
FAMILY MEDICAL CARE OF PALM BEACH		41	60	59%	101
PINELLAS CARE CENTER		74	27	27%	101
APLS SERVICES LLC D/B/A CLEAR DIAGNOSTICS	10	91			101
Kindred Hospital South Florida Hollywood SNU		95	5	5%	100
ADVENT HEALTH - WESTCHASE ER		86	14	14%	100
CITRUS MEMORIAL HEALTH SYSTEM LAB		2	98	98%	100
LODGE HEALTH AND REHABILITATION CENTER, THE		69	31	31%	100
DOUGLAS T JACOBSON STATE VETERANS HOME		100			100

COVID-19: testing by laboratory

Data through Feb 11, 2021 verified as of Feb 12, 2021 at 09:25 AM

Data in this report are provisional and subject to change.

The numbers in the table below represent the number of Florida and non-Florida residents for whom test results were received by the Department of Health. A person can be tested by more than one laboratory and can have both positive and negative results. **Therefore, the sum of the numbers in each column will be larger than the total number of people tested.**

Reporting lab	Inconclusive	Negative	Positive	Percent positive	Total
The Ponce Therapy Care Center		96	4	4%	100
MED COMP SCIENCES		1	99	99%	100
Consulate Health Care of Port Charlotte		98	2	2%	100
North Lake Care Center		99	1	1%	100
EMBRY RIDDLE AERONAUTICAL UNIVERSITY HEALTH SERVICES		1	98	99%	99
CENTRAL FLORIDA HEALTH CARE		47	52	53%	99
The Grove Health and Rehabilitation		76	23	23%	99
SOUTH BALDWIN MEDICAL CENTER GULF SHORES		78	21	21%	99
URINEGOODHANDS LLC		96	2	2%	98
WHITE PLAINS HOSPITAL CENTER LAB		94	4	4%	98
FLORIDA COMMUNITY HEALTH CENTERS INC			98	100%	98
WELL-BEING MEDICAL CENTER PLLC		90	8	8%	98
AZALEA TRACE PHYSICIAN SERVICES		97	1	1%	98
ST MARK ASSISTED LIVING CENTER	1	85	12	12%	98
PLAZA OF HALLANDALE BEACH		98			98
HOSPICE OF THE EMERALD COAST INC - PANAMA CITY	2	89	7	7%	98
LANDMARK, THE		48	50	51%	98
GLOBAL CENTRAL LABS AT PPD	2	88	8	8%	98
CHARLES CROFT MD	1	96	1	1%	98
FLAGLER COLLEGE HEALTH SERVICES		70	28	29%	98
SEMINOLE COUNTY HEALTH DEPARTMENT		79	19	19%	98
J FRANK AVEY MD		77	20	21%	97
ELMCROFT OF BELLA VITA		89	8	8%	97
SPEARHEAD MEDICAL		60	37	38%	97
HEALTH CENTERS AT BRENTWOOD		96	1	1%	97
WELLOW URGENT CARE PC		97			97
LATE HOURS URGENT CARE		58	39	40%	97
KINDRED HOSPITAL MELBOURNE	1	93	3	3%	97
CARE CENTERS OF NASSAU		93	3	3%	96
MCW MENTAL HEALTH LLC		94	2	2%	96
BAYSHORE MEMORY CARE		96			96
WESTCHESTER MEDICAL CENTER		93	3	3%	96
PBC FIREFIGHTER BENEFIT FUND WELLNESS CENTER		74	22	23%	96
ISLAND DOCTORS		12	84	88%	96
CRYSTAL RIVER HEALTH & REHAB		96			96
MARKET STREET VIERA		95	1	1%	96
HOSPICE OF THE TREASURE COAST		93	3	3%	96
MILLENNIUM PHYSICIAN GROUP LLC		81	15	16%	96
PEDIATRIC ASSOCIATES ORLANDO		82	14	15%	96
SIGNATURE HEALTHCARE OF PORT CHARLOTTE		88	7	7%	95
RIVERSIDE RECOVERY OF TAMPA		94	1	1%	95
CROSS CITY REHABILITATION AND HEALTH CARE CENTER		72	23	24%	95
JPR URGENT MEDICAL CARE		95			95
MARTIN ACQUISITION 1 LLC DBA		82	13	14%	95
PEDIATRIC CARE CENTER- JACKSONVILLE BEACH		67	28	29%	95
DEVANSH LAB WERKS INC		79	16	17%	95

COVID-19: testing by laboratory

Data through Feb 11, 2021 verified as of Feb 12, 2021 at 09:25 AM

Data in this report are provisional and subject to change.

The numbers in the table below represent the number of Florida and non-Florida residents for whom test results were received by the Department of Health. A person can be tested by more than one laboratory and can have both positive and negative results. **Therefore, the sum of the numbers in each column will be larger than the total number of people tested.**

Reporting lab	Inconclusive	Negative	Positive	Percent positive	Total
THE TERRACE OF KISSIMMEE		80	15	16%	95
SEMINOLE SPORTS AND FAMILY MEDICINE		84	11	12%	95
MACADAMS HOME HEALTH AGENCY		94	1	1%	95
Cross Landings Health and Rehabilitation		94	1	1%	95
ARBOR TRAIL		77	18	19%	95
MY CLINICAL LAB INC		17	78	82%	95
CONSULATE HEALTH CARE OF SARASOTA	1	93			94
Mt Sinai Aventura			94	100%	94
DIAGNOSTIC SOLUTIONS		3	91	97%	94
VIERA HOSPITAL			94	100%	94
ARBOR TERRACE ORTEGA LLC	2	92			94
DOS OF NORTH SHORES NURSING & REHAB CENTER		94			94
ALL MY KIDS PEDIATRICS INC		73	21	22%	94
AYERS HEALTH & REHABILITATION CENTER		90	4	4%	94
STAR CARE		81	12	13%	93
VILLAS OF HOLLY BROOK - BRADENTON 14TH		93			93
ADVENTHEALTH MEDICAL GROUP PRIMARY CARE		89	4	4%	93
HEALTHPOINT MED GRP OF THE EMERALD COAST LLC		70	23	25%	93
ORLANDO LUTHERAN TOWERS ASSISTED LIVING		93			93
HURLBURT FIELD CLINIC		39	54	58%	93
KORGENE LAB	1	23	68	74%	92
PINELLAS COUNTY JAIL			92	100%	92
JUPITER MEDICAL CENTER URGENT CARE - STUART		62	30	33%	92
MINNESOTA TWINS		87	5	5%	92
HARBORCHASE OF NAPLES		78	13	14%	91
HERON CLUB AT PRESTANCIA		89	2	2%	91
FIRSTCARE CLINIC		42	49	54%	91
RIDGEWOOD DIAGNOSTIC LABORATORY		87	4	4%	91
ADVENT HEALTH CENTRA CARE - WATERMAN		78	13	14%	91
KEYS MEDICAL GROUP			90	100%	90
ST VINCENT'S AMBULATORY CARE INC DBA	2	74	14	16%	90
PRIME HEALTH OF NORTH PORT LLC		81	9	10%	90
GEORGE SAFRAN MD PC		80	10	11%	90
KALEIDA HEALTH CENTER FOR LABORATORY		84	6	7%	90
D PEDIATRICS		82	8	9%	90
QPS, LLC		87	3	3%	90
MAGNOLIA DIAGNOSTIC		2	88	98%	90
SUMMIT MEDICAL GROUP PA		81	9	10%	90
AMERICAN HOUSE COCONUT POINT		78	11	12%	89
JOHN KNOX VILLAGE OF FLORIDA ALF	1	84	4	4%	89
F&T MEDICAL RESEARCH, INC		89			89
MIAMI BEACH COMMUNITY HEALTH CENTER		1	88	99%	89
SUNSHINE GARDENS		88	1	1%	89
STUART LODGE LIVING LLC		66	23	26%	89
CAREMOUNT MEDICAL - PATHOLOGY		86	3	3%	89
NORTH FLORIDA SPINE AND WELLNESS		69	20	22%	89

COVID-19: testing by laboratory

Data through Feb 11, 2021 verified as of Feb 12, 2021 at 09:25 AM

Data in this report are provisional and subject to change.

The numbers in the table below represent the number of Florida and non-Florida residents for whom test results were received by the Department of Health. A person can be tested by more than one laboratory and can have both positive and negative results. **Therefore, the sum of the numbers in each column will be larger than the total number of people tested.**

Reporting lab	Inconclusive	Negative	Positive	Percent positive	Total
ROHR HOME		86	3	3%	89
Peninsula Care and Rehab		76	12	14%	88
JEFFERSON COUNTY HEALTH DEPARTMENT-MONTICELLO		62	26	30%	88
AVERO DIAGNOSTICS		64	24	27%	88
SACRED HEART HEALTH SYSTEM INC		65	23	26%	88
FREEDOM INN AT TARPON SPRINGS		81	7	8%	88
LIFE BRITE		72	16	18%	88
GOVERNOR'S CREEK HEALTH & REHABILITATION		87	1	1%	88
LAKE GIBSON VILLAGE, LLC		85	3	3%	88
ADVENT HEALTH - PALM HARBOR ER		64	23	26%	87
LECONTE MEDICAL CENTER LAB		69	18	21%	87
KENILWORTH CARE & REHABILITATION CENTER		80	7	8%	87
PENNSYLVANIA DEPT OF HEALTH		20	67	77%	87
BRANDON HEALTH AND REHABILITATION CENTER	1	85	1	1%	87
PACIFIC ANALYTICS			87	100%	87
KINDRED HOSPITAL NORTH FLORIDA	3	79	5	6%	87
DISCOVERY VILLAGE AT THE FORUM		86			86
A PLUS PEDIATRICS		73	13	15%	86
BAHIA OAKS LODGE		84	2	2%	86
CCS - BROWARD COUNTY JAIL		80	6	7%	86
PENSACOLA DEVELOPMENTAL CENTER		67	19	22%	86
Centre Pointe Health and Rehabilitation Center		75	11	13%	86
LABCORP RTP		34	51	60%	85
PEDIATRICS IN BREVARD PA- ROCKLEDGE		54	31	36%	85
KINDRED HOSPITAL - SOUTH FLORIDA		85			85
NSPIRE HEALTHCARE TAMARAC		80	5	6%	85
MIAMI SHORES NURSING & REHAB		85			85
ALTERNATIVE LIVING, INC DBA TWIN CITIES PAVILION		83	2	2%	85
W. FRANK WELLS NURSING HOME		84	1	1%	85
Crystal Health & Rehab Center		79	6	7%	85
SOUTH GEORGIA MEDICAL CENTER		48	37	44%	85
East Bay Rehabilitation Center		51	34	40%	85
PANCARE HEALTH GULF COUNTY		58	26	31%	84
RITE MEDICAL CARE PC		83	1	1%	84
NITE LITE PEDIATRICS - JACKSONVILLE		76	8	10%	84
SEVEN HILLS HEALTH AND REHABILITATION CENTER		68	16	19%	84
PINES OF SARASOTA GARDEN		84			84
KINDRED HOSPITAL SOUTH FLORIDA		82	2	2%	84
ADVANCED EMURGENT CARE		27	57	68%	84
A2Z DIAGNOSTICS		83	1	1%	84
CLYDE E LASSEN STATE VETERANS NURSING HOME		59	25	30%	84
NORTH BEACH REHABILITATION CENTER		82	2	2%	84
ATRIUM AT LIBERTY PARK		80	4	5%	84
ARBOR TERRACE SAN JOSE LLC	3	78	2	2%	83
DAYSRING SENIOR LIVING LLC		81	2	2%	83
FLORIDA MEDICAL CLINIC LLC		48	35	42%	83

COVID-19: testing by laboratory

Data through Feb 11, 2021 verified as of Feb 12, 2021 at 09:25 AM

Data in this report are provisional and subject to change.

The numbers in the table below represent the number of Florida and non-Florida residents for whom test results were received by the Department of Health. A person can be tested by more than one laboratory and can have both positive and negative results. **Therefore, the sum of the numbers in each column will be larger than the total number of people tested.**

Reporting lab	Inconclusive	Negative	Positive	Percent positive	Total
LABCORP EMPLOYER SERVICES		82	1	1%	83
SENIOR LIVING VII TAMPA LLC	1	73	9	11%	83
LAFAYETTE NURSING AND REHABILITATION CENTER		81	2	2%	83
CLERMONT URGENT CARE			83	100%	83
WALGREENS #12673		81	2	2%	83
HAWTHORN HOUSE		69	14	17%	83
MEASE COUNTRYSIDE HOSPITAL		1	82	99%	83
NURSING PLUS OF BROWARD LLC		68	15	18%	83
MICRO PATH LABORATORIES INC		80	2	2%	82
ESCAMBIA COUNTY JAIL		57	25	30%	82
CANOPY ON BERRYHILL, THE		51	31	38%	82
OPPENHEIMER PLASTIC SURGERY LLC		77	5	6%	82
THE PAVILION FOR HEALTH CARE		72	10	12%	82
LAB		29	53	65%	82
Lexington Health and Rehabilitation Center		82			82
PALMS EDGE	1	75	6	7%	82
JUPITER MEDICAL CENTER URGENT CENTER		56	26	32%	82
HIGHLANDS MEDICAL CENTER		79	3	4%	82
ERIE COUNTY MEDICAL CTR CLINICAL LABS		77	4	5%	81
EC OPCO CARROLLWOOD LLC		75	6	7%	81
BIO-TECH CLINICAL LABORATORIES		41	40	49%	81
DELAND WELLNESS CENTER			81	100%	81
MOOSEHAVEN LIFE CARE CENTER		81			81
NEW SMYRNA BEACH URGENT CARE			80	100%	80
STONY BROOK UNIVERSITY MEDICAL CENTER		66	14	18%	80
AVANTE AT OCALA INC		55	25	31%	80
MINUTECLINIC DIAGNOSTIC OF SOUTH CAROLINA, LLC		66	14	18%	80
MEMORY CARE OF NAPLES		80			80
GRAND OAKS OF JENSEN BEACH LLC		79			79
LABFIRST - DEPARTMENT OF PATHOLOGY		76	3	4%	79
BALMORAL TENANT SERVICES INC	1	43	35	44%	79
EDGEWATER AT WATERMAN VILLAGE		78	1	1%	79
VETERANS AFFAIRS MEDICAL CENTER - PALO ALTO		28	51	65%	79
BENTON HOUSE AT OAKLEAF		51	28	35%	79
DIATHERIX LABORATORIES		40	39	49%	79
CATHOLIC HEALTH SYSTEM DEPT LABORATORY		77	2	3%	79
CBS LABS OF TAMPA LLC		3	76	96%	79
SONATA WEST		77	2	3%	79
HOSPICE OF MARTIN & ST LUCIE, INC		76	3	4%	79
HEARTLAND HEALTHCARE AND REHAB CENTER		56	22	28%	78
EAST ALABAMA MEDICAL CENTER LABORATORY		66	12	15%	78
LAKE MORTON PLAZA		75	3	4%	78
FHMG LAKE MARY PEDS		65	13	17%	78
HUNTSVILLE HOSPITAL LABORATORY		53	25	32%	78
WINDSOR OAKS		77	1	1%	78
ST PETERSBURG PEDIATRICS-SEMINOLE		68	10	13%	78

COVID-19: testing by laboratory

Data through Feb 11, 2021 verified as of Feb 12, 2021 at 09:25 AM

Data in this report are provisional and subject to change.

The numbers in the table below represent the number of Florida and non-Florida residents for whom test results were received by the Department of Health. A person can be tested by more than one laboratory and can have both positive and negative results. **Therefore, the sum of the numbers in each column will be larger than the total number of people tested.**

Reporting lab	Inconclusive	Negative	Positive	Percent positive	Total
A COUNTRY PLACE ASSISTED LIVING FACILITY		76	2	3%	78
Madison Health and Rehabilitation Center		42	36	46%	78
BAPTIST MEDICAL CENTER SOUTH		63	15	19%	78
PLYMOUTH HOME FOR ADULTS, INC.	8	68	1	1%	77
GIBBENS FAMILY MEDICAL, LLC		59	18	23%	77
ORANGE CITY NURSING AND REHAB		75	2	3%	77
CVS		17	60	78%	77
TRUE NORTH HEALTH NAVIGATION LLC DBA DISPATCHHEALTH	1	60	16	21%	77
NORTH PORT REHABILITATION AND NURSING CENTER □		75	1	1%	76
ARDEN COURTS OF LELY PALMS □		75	1	1%	76
CHAMBREL AT ISLAND LAKE		73	3	4%	76
SEMINOLE TRIBE OF FLORIDA		60	16	21%	76
PARK OF THE PALMS INC		76			76
S-H THIRTY-FIVE OPCO- PORT ST LUCIE, LLC	1	75			76
WINDSOR REFLECTIONS		75	1	1%	76
DYNAMIC MEDICAL USA			76	100%	76
CLINICAL PATHOLOGY ASSOCIATES-SONIC REFERENCE LAB		76			76
BOND CLINIC PA		43	32	43%	75
MOBILE PHYSICIAN SERVICES INC		67	8	11%	75
WALGREENS 9627		69	6	8%	75
QUALITY URGENT CARE AND WELLNESS PL	1	44	30	40%	75
ADVENTHEALTH EXPRESSCARE		45	30	40%	75
SANIBEL INTERNAL MEDICINE, LLC		72	3	4%	75
PROMEDICA LABORATORIES		21	54	72%	75
BEACHES PEDIATRICS PA		70	5	7%	75
CENTURY CENTER FOR REHABILITATION & HEALING		56	18	24%	74
MD 365 MEDICAL CARE PLLC		74			74
PARTICLE THEORY LABS		68	6	8%	74
CAREATC CITY OF TAMPA		59	15	20%	74
LAKE HOWELL FAMILY MEDICINE ASSOCIATES		63	11	15%	74
HEALTH FIRST - PALM BAY HOSPITAL		2	72	97%	74
NOAH CLINICAL LABORATORY		63	11	15%	74
CENTRAL BALDWIN IMMEDIATE CARE & FAMILY PRACTICE		57	17	23%	74
LAB PLUS, LLC AT SAINT THOMAS WEST HOSPITAL		59	14	19%	73
CONSULATE HEALTH CARE - LAKE MARY		72	1	1%	73
SCOTT LAKE HEALTH AND REHABILITATION CENTER		71	2	3%	73
WALGREENS 4915		66	7	10%	73
BROOKDALE OVIEDO		71	2	3%	73
Golfview Healthcare Center		73			73
BROWARD HEALTH MEDICAL CENTER CLINICAL LAB			73	100%	73
WATERCREST ST LUCIE WEST	1	69	3	4%	73
GULFCOAST PEDIATRICS		67	6	8%	73
ARIZONA DEPARTMENT OF HEALTH SERVICES		2	71	97%	73
BROWARD HEALTH MEDICAL CENTER		3	70	96%	73
ST VINCENT'S BIRMINGHAM		66	6	8%	72
SIMED LABORATORY		57	15	21%	72

COVID-19: testing by laboratory

Data through Feb 11, 2021 verified as of Feb 12, 2021 at 09:25 AM

Data in this report are provisional and subject to change.

The numbers in the table below represent the number of Florida and non-Florida residents for whom test results were received by the Department of Health. A person can be tested by more than one laboratory and can have both positive and negative results. **Therefore, the sum of the numbers in each column will be larger than the total number of people tested.**

Reporting lab	Inconclusive	Negative	Positive	Percent positive	Total
Oakhurst Center		65	7	10%	72
HAVEN OF OUR LADY OF PEACE		72			72
TUSCAN ISLE OPERATING COMPANY LLC DBA		69	3	4%	72
CRAIG BERGER MD PL D/B/A BAY AREA EYE INSTITUTE		72			72
HUNTINGTON HOSPITAL LABORATORY		69	3	4%	72
AMMON LABS		61	10	14%	71
STERLING HOUSE OF TALLAHASSEE	3	62	6	8%	71
VITAS HEALTHCARE		65	6	8%	71
ADVANCED LAB		67	4	6%	71
HAZELDEN FLORIDA	1	67	3	4%	71
FLORIDA PEDIATRIC GROUP		27	44	62%	71
LONG TERM CARE OF JAY, LLC		50	21	30%	71
EXPERTUS LABORATORIES INC		24	47	66%	71
PORT CHARLOTTE REHABILITATION CENTER		60	10	14%	70
ASHRAF MEDICAL GROUP PLLC DBA PULSE MD		68	2	3%	70
OAK MANOR NURSING HOME		66	4	6%	70
SUNCOAST COMMUNITY HEALTH CENTERS PEDIATRICS		21	49	70%	70
SUMMIT AT VENICE	2	63	5	7%	70
PEDIATRIC ASSOCIATES AT ARGYLE PA		67	3	4%	70
Highlands Regional Hospital		63	7	10%	70
ROSECASTLE AT DELANEY CREEK		69	1	1%	70
CALADIUM PEDIATRICS		63	7	10%	70
ADVENT HEALTH - LAKE MARY		60	10	14%	70
MEMORIAL MANOR		69			69
HERITAGE HEALTHCARE AND REHABILITATION CENTER		69			69
Winter Garden Rehab and Nursing Facility		64	5	7%	69
USF HEALTH MORSANI CENTER		5	64	93%	69
PLANTATION GENERAL HOSPITAL CLINICAL LAB		26	43	62%	69
NORTH SHORE MEDICAL LABS	1	63	5	7%	69
CP/AIG PENSACOLA DEVELOPMENT LLC		66	3	4%	69
PARKSIDE INN	3	64	2	3%	69
MINUTECLINIC DIAGNOSTIC		64	5	7%	69
BIOREFERENCE LABORATORIES		8	61	88%	69
EISENHOWER ARMY MEDICAL CENTER		61	7	10%	68
AEL- MEMPHIS		17	51	75%	68
ST PETERSBURG PEDIATRICS-MLK JUNIOR BLVD		62	6	9%	68
RARITAN BAY PERTH AMBOY		61	7	10%	68
SUNCOAST OPTIMAL WELLNESS		23	45	66%	68
ACE BIOMEDICAL LABS LLC		56	12	18%	68
ASSOCIATED CLINICAL LABORATORIES		60	8	12%	68
SAN JOSE SENIOR CARE LLC	1	43	24	35%	68
Avante at St Cloud, Inc.		66	2	3%	68
PANIRA HEALTHCARE CLINIC		2	66	97%	68
MEASE MANOR INC		63	4	6%	67
PUBLIC SQUARE PHARMACY LLC		52	15	22%	67
COOPER FAMILY MEDICAL PLLC		50	17	25%	67

COVID-19: testing by laboratory

Data through Feb 11, 2021 verified as of Feb 12, 2021 at 09:25 AM

Data in this report are provisional and subject to change.

The numbers in the table below represent the number of Florida and non-Florida residents for whom test results were received by the Department of Health. A person can be tested by more than one laboratory and can have both positive and negative results. **Therefore, the sum of the numbers in each column will be larger than the total number of people tested.**

Reporting lab	Inconclusive	Negative	Positive	Percent positive	Total
VIERA DEL MAR HEALTH AND REHABILITATION CENTER		63	4	6%	67
GENPATH			67	100%	67
MD LABS		40	27	40%	67
HEARTLAND PHARMACY LAKE PLACID, INC		50	17	25%	67
WALGREENS 2941		64	3	4%	67
CORNERSTONE MEDICAL CARE OF BRANDON PL		57	9	14%	66
STONY BROOK SOUTHAMPTON		65	1	2%	66
MEDEX MEDICAL EXPRESS OF PALATKA			66	100%	66
GV NAPLES OPCO, LLC		65	1	2%	66
PANCARE HEALTH - MALONE CLINIC		60	6	9%	66
CATHOLIC HEALTH SERVICES REGIONAL LAB		59	7	11%	66
UNIVERSTIY CENTER MEDICAL LLC DBA	1	62	3	5%	66
ATMORE COMMUNITY HOSPITAL LABORATORY		46	20	30%	66
ALTAMONTE PEDIATRIC ASSOCIATES		31	34	52%	65
INDIGO MANOR		22	43	66%	65
SUMMER VISTA ASSISTED LIVING		38	27	42%	65
BLISS HEALTHCARE SERVICES	1	45	19	29%	65
FHMG- FLORIDA HOSPITAL MEDICAL GROUP		55	10	15%	65
LAKE WALES OPERATING GROUP LLC		60	5	8%	65
CL BRUMBACK PRIMARY CARE CLINICS		16	49	75%	65
ISLAND COAST PEDIATRICS		58	7	11%	65
BIOIQ		15	50	77%	65
JERICO URGENT CARE		62	3	5%	65
OKEECHOBEE URGENT CARE		17	48	74%	65
JOSEPH L MORSE GERIATRIC CENTER	2	59	3	5%	64
NEMOURS CHILDRENS PRIMARY CARE OVIEDO		51	13	20%	64
NXGEN MDX		20	44	69%	64
WADSWORTH HEALTH CENTER		61	3	5%	64
BOND CLINIC DR ELDEEB		35	29	45%	64
GREENLEAF ALF		63	1	2%	64
MED EXPRESS		6	58	91%	64
OUT OF STATE		40	24	38%	64
VETERANS AFFAIRS MEDICAL CENTER - GULF COAST		27	37	58%	64
VIERA HEALTH AND REHABILITATION CENTER		62	1	2%	63
LENOX HILL HOSPITAL		57	6	10%	63
LEE MEMORIAL HEALTH SYSTEM HEALTH FAIR		59	4	6%	63
TURNING POINT OF TAMPA		57	6	10%	63
EMERALD COAST BEHAVIORAL HOSPITAL		59	4	6%	63
MEDI CLINIC SARASOTA INC		62	1	2%	63
CRESTVIEW URGENT CARE		2	61	97%	63
EC OPCO PENSACOLA, LLC		62	1	2%	63
FLORIDA DEPARTMENT OF HEALTH IN WALTON COUNTY		51	12	19%	63
APC PEDIATRICS AT RYE ROAD MEDICAL PARK		63			63
ADVENT HEALTH CENTRA CARE - WINTER GARDEN		17	46	73%	63
MED ONE AT SAINT AUGUSTINE		33	30	48%	63
SOMERBY OF SANTA ROSA BEACH		54	9	14%	63

COVID-19: testing by laboratory

Data through Feb 11, 2021 verified as of Feb 12, 2021 at 09:25 AM

Data in this report are provisional and subject to change.

The numbers in the table below represent the number of Florida and non-Florida residents for whom test results were received by the Department of Health. A person can be tested by more than one laboratory and can have both positive and negative results. **Therefore, the sum of the numbers in each column will be larger than the total number of people tested.**

Reporting lab	Inconclusive	Negative	Positive	Percent positive	Total
BEEHIVE HOMES OF GULF BREEZE		47	16	25%	63
Stratford Court of Palm Harbor		53	10	16%	63
MISIR DRUGS LLC		51	12	19%	63
NORTH SHORE UNIVERSITY HOSPITAL LABORATORY		56	6	10%	62
TRINITY AL SENIOR HOUSING LLC		45	17	27%	62
BAY PINES MEDICAL ASSOCIATES		1	61	98%	62
KINDRED AT HOME		53	9	15%	62
BIG BOCA SMILES LLC		60	2	3%	62
MINUTECLINIC DIAGNOSTIC OF TEXAS, LLC		55	7	11%	62
METROPOLITAN HOSPITAL CENTER		58	4	6%	62
MENORAH HOUSE		61	1	2%	62
BAY REGIONAL URGENT CARE	1	40	21	34%	62
NORTH FLORIDA PEDIATRICS		51	11	18%	62
OVERLOOK HOSPITAL LABORATORY		57	5	8%	62
CAN COMMUNITY HEALTH		60	1	2%	61
LUTHERAN HAVEN ASSISTED LIVING		61			61
ARBOR OAKS AT TYRONE	7	54			61
PENSACOLA PEDIATRICS PA - TIGER POINT	18	38	5	8%	61
Winter Park Care and Rehab		60	1	2%	61
PRIMECARE AT TWIN LAKES		1	60	98%	61
WASHINGTON REHABILITATION AND NURSING CENTER		51	10	16%	61
SAMFORD UNIVERSITY HEALTH SERVICES		60	1	2%	61
MINUTECLINIC DIAGNOSTIC OF OHIO LLC		46	15	25%	61
EMERALD COAST HOSPICE		60	1	2%	61
AMERICAN FAMILY MEDICAL		48	13	21%	61
JACOBI MEDICAL CENTER		57	3	5%	60
QUALITY URGENT CARE AND WELLNESS		31	29	48%	60
BAYCARE HEALTH SYSTEMS		2	58	97%	60
MENTAL HEALTH CARE INC		51	9	15%	60
LAKELAND REGIONAL HEALTH		36	24	40%	60
THE PRESERVE AT CLEARWATER		58	2	3%	60
TWIN CREEKS ASSISTED LIVING & MEMORY CARE		57	3	5%	60
BARRY UNIVERSITY STUDENT HEALTH SERVICES		37	23	38%	60
BIOTECH		52	7	12%	59
INTERNAL LAB		50	9	15%	59
FERN PARK DEVELOPMENTAL CENTER		5	54	92%	59
FLORIDA HEALTH CARE		8	51	86%	59
MILLENNIUM PHYSICIANS GROUP		1	58	98%	59
WILSON MEMORIAL REGIONAL MEDICAL CENTER		55	4	7%	59
BURRY'S PHARMACY INC		35	24	41%	59
CINNAMON COVE ALF		58	1	2%	59
RITECARE MED CTR H			59	100%	59
Summit Medical Group, Pa DbA Citymd		53	6	10%	59
THE CANOPY AT BERRYHILL		58			58
Baldwin Pediatrix		51	7	12%	58
Margate Health and Rehabilitation Center		56	2	3%	58

COVID-19: testing by laboratory

Data through Feb 11, 2021 verified as of Feb 12, 2021 at 09:25 AM

Data in this report are provisional and subject to change.

The numbers in the table below represent the number of Florida and non-Florida residents for whom test results were received by the Department of Health. A person can be tested by more than one laboratory and can have both positive and negative results. **Therefore, the sum of the numbers in each column will be larger than the total number of people tested.**

Reporting lab	Inconclusive	Negative	Positive	Percent positive	Total
MICHIGAN DEPARTMENT OF HEALTH AND HUMAN SERVICES	1		57	98%	58
AU HEALTH		45	13	22%	58
LPG CONVENIENT CARE AT PINE ISLAND ROAD		52	6	10%	58
PALM BAY URGENT CARE		28	29	51%	57
CARDIOLOGY AND MEDICINE ASSOCIATES		41	16	28%	57
MALCOM RANDALL DEPT OF VAMC			57	100%	57
CORAL GABLES HOSPITAL			57	100%	57
BROOKDALE PALM COAST		57			57
AFTER HOURS PEDIATRICS			57	100%	57
ASCENSION SACRED HEART BAY LABORATORY		54	3	5%	57
ALZHEIMERS CARE CENTER OF VIERA LTD		37	20	35%	57
KAPG FLEMING ISLAND SENIOR HOUSING OPCO LLC	1	56			57
PEDIATRIC SERVICES OF AMERICA INC		56	1	2%	57
TITUSVILLE FAMILY PRACTICE		16	41	72%	57
HERNANDO COUNTY FIRE RESCUE DISTRICT		25	32	56%	57
HORIZON ALF		55	1	2%	56
LAKE CITY VA MEDICAL CENTER			56	100%	56
AEGIS MEDICAL GROUP		46	10	18%	56
BAPTIST HEALTH SOUTH FLORIDA - WEST BOCA URGENT CARE		34	22	39%	56
MEDRITE URGENT CARE		45	11	20%	56
LAKELAND REGIONAL HEALTH LAKE MIRIAM		24	32	57%	56
TIFFANY HALL NURSING AND REHAB		44	12	21%	56
EAGLES WATCH CLUSTER		47	9	16%	56
PHYSICIANS PRIMARY CARE OF SOUTHWEST FLORIDA		39	17	30%	56
ADVENT HEALTH - PALM COAST		1	55	98%	56
MINUTECLINIC DIAGNOSTIC OF NORTH CAROL		47	9	16%	56
TUKA PEDIATRICS		7	49	88%	56
MEDLOGIC LABORATORIES		3	52	95%	55
FLORIDA MEDICAL CLINIC PA		46	9	16%	55
BISHOP GRADY VILLAS		54	1	2%	55
ST FRANCIS HOSPITAL		47	8	15%	55
BioReference Laboratories, Inc		6	49	89%	55
LINCOLN MEDICAL AND MENTAL HEALTH CENTER		52	3	5%	55
TBI RESIDENTIAL SERVICES, INC.		44	11	20%	55
KENDALL REGIONAL MEDICAL CENTER LAB	3		52	95%	55
PREMIER MEDICAL ASSOCIATES ALL FLORIDA LLC		54	1	2%	55
SONATA HUNTERS CREEK		47	8	15%	55
STEINHATCHEE FAMILY MEDICAL CENTER	1	48	6	11%	55
CARE RESOURCE COMMUNITY HEALTH CENTERS INC		52	2	4%	54
SARASOTA CO. HEALTH DEPT # 58		40	14	26%	54
HARMONY CLINIC		1	53	98%	54
BOND AND STEELE CLINIC, PA		45	9	17%	54
life Care Center of Melbourne		38	16	30%	54
DELCARE PA		41	13	24%	54
PUTNAM COUNTY SHERIFFS OFFICE		48	6	11%	54
CERTUS MTD OPCP LLC		52	2	4%	54

COVID-19: testing by laboratory

Data through Feb 11, 2021 verified as of Feb 12, 2021 at 09:25 AM

Data in this report are provisional and subject to change.

The numbers in the table below represent the number of Florida and non-Florida residents for whom test results were received by the Department of Health. A person can be tested by more than one laboratory and can have both positive and negative results. **Therefore, the sum of the numbers in each column will be larger than the total number of people tested.**

Reporting lab	Inconclusive	Negative	Positive	Percent positive	Total
ST. CLOUD MEDICAL GROUP		54			54
CLERMONT HEALTH AND REHAB		40	14	26%	54
COOPER FAMILY MEDICAL, PLLC		44	10	19%	54
JUNIPER VILLAGE AT NAPLES		53	1	2%	54
NORTH FLORIDA MEDICAL CENTER		50	4	7%	54
BERNHARDT LABORATORIES	1	14	39	72%	54
UNITED LABORATORY SERVICES CORPORATION		38	16	30%	54
TOTAL CARE PLUS LLC			54	100%	54
EXPRESS DOCS LLC			54	100%	54
FAMILY EXTENDED CARE OF PUNTA GORDA		54			54
BROOKDALE CENTRE POINTE	1	53			54
GENESIS DERMATOLOGY		49	4	8%	53
MINUTECLINIC DIAGNOSTIC OF NORTH CARO		46	7	13%	53
SOMERSET			53	100%	53
BROOKDALE BONITA SPRINGS		52	1	2%	53
PALM BAY PEDIATRICS		36	17	32%	53
QUOTIENT SCIENCES LABS LLC			53	100%	53
ALLIANCE PEDIATRICS		24	29	55%	53
PANCARE HEALTH - JACKSON COUNTY		42	11	21%	53
TROY REGIONAL MEDICAL CENTER		42	11	21%	53
CHILDREN'S HOSPITAL OF ALABAMA		52	1	2%	53
Osprey Point Nursing Center		51	2	4%	53
MARQUIS LABS, LLC		52	1	2%	53
APOLLOMDX LABS		31	22	42%	53
Gabisa Medical LLC		53			53
THOMAS INTERNAL MEDICINE		44	9	17%	53
NITE LITE PEDIATRICS - PORT ST. LUCIE		43	9	17%	52
MICHAEL AKPEKE MD		43	9	17%	52
NOMI HEALTH LAB SERVICES LLC		4	48	92%	52
SOUTH LAKE PEDIATRICS		50	2	4%	52
ST JOSEPH'S HOSPITAL LABORATORY			52	100%	52
ADVENT HEALTH		49	3	6%	52
ALEXANDER NININGER STATE VETERANS		52			52
INTERNAL MEDICINE SPECIALIST		46	6	12%	52
PROMEDICA SENIOR LIVING		51	1	2%	52
SNH BRFL TENANT LLC	2	50			52
VPA PC LAB		48	4	8%	52
LEVY COUNTY DEPARTMENT OF HEALTH		36	16	31%	52
SONATA BOCA RATON		48	4	8%	52
INTERNAL MEDICINE ASSOCIATES PA		48	4	8%	52
ALLCARE MEDICAL CENTERS PC		46	6	12%	52
GULFVIEW MEDICAL INSTITUTE		51			51
GOOD HEARTS COVID TESTING		8	43	84%	51
LPG PEDIATRICS AT PAGE FIELD		50	1	2%	51
SARATOGA HOSPITAL LABORATORY		46	5	10%	51
WEST VOLUSIA FAMILY AND SPORTS MEDICINE		50	1	2%	51

COVID-19: testing by laboratory

Data through Feb 11, 2021 verified as of Feb 12, 2021 at 09:25 AM

Data in this report are provisional and subject to change.

The numbers in the table below represent the number of Florida and non-Florida residents for whom test results were received by the Department of Health. A person can be tested by more than one laboratory and can have both positive and negative results. **Therefore, the sum of the numbers in each column will be larger than the total number of people tested.**

Reporting lab	Inconclusive	Negative	Positive	Percent positive	Total
GATEWAY CARE CENTER		50	1	2%	51
FINLAY CLINICAL LABORATORY		20	31	61%	51
AVANTE ST CLOUD		48	3	6%	51
INN AT ASTON GARDENS AT PELICAN POINTE,THE		46	4	8%	50
BUECHELE DENTAL PA DBA CLERMONT FAMILY DENTISTRY		41	9	18%	50
VITAS HEALTHCARE CORP OF FLORIDA		49	1	2%	50
GRAND ST PAUL CVS		50			50
VALENCIA HOUSE ALF		49	1	2%	50
Jupiter Medical Center Pavilion		49	1	2%	50
ADVENT HEALTH CENTRA CARE - EAST ORLANDO		21	29	58%	50
BETHUNE-COOKMAN UNIVERSITY		32	18	36%	50
TRADITIONAL HOME HEALTH OF PALM BEACH INC		49	1	2%	50
CLEAR MOLECULAR		48	2	4%	50
GENEDX		37	13	26%	50
ORANGE PARK PEDIATRICS		43	7	14%	50
PENNSYLVANIA DEPARTMENT OF HEALTH BUREAU OF LABORATORIES			50	100%	50
PALM RIVER COMMUNITY HEALTH CENTER		45	5	10%	50
ORCHID COVE AT DAYTONA		45	5	10%	50
SOFT CELL LABORATORIES		45	4	8%	49
ALLEGRO		47	2	4%	49
SOUTHEAST ALABAMA MEDICAL CENTER			49	100%	49
TREASURE COAST FORENSIC TREATMENT CTR		28	21	43%	49
SUPERIOR RESIDENCES OF LECANTO		34	15	31%	49
ADVENT HEALTH - MOUNT DORA		9	40	82%	49
81ST MEDICAL GROUP		28	21	43%	49
USF		1	48	98%	49
NORTHBROOK CENTER FOR□		47	2	4%	49
FLORIDA HEALTH CARE DELAND			49	100%	49
ATRIA PARK OF LAKE FOREST (WG HERITAGE LF LLC)		48	1	2%	49
ROCHESTER GENERAL HOSPITAL LABORATORY		45	4	8%	49
SOLARIS SENIOR LIVING NORTH NAPLES		48	1	2%	49
WALGREENS #10373		46	2	4%	48
GRAND OAKS OF PALM CITY LLC□	1	41	6	13%	48
PREMIER MEDICAL ASSOCIATES		46	2	4%	48
SEWANEE MOLECULAR DIAGNOSTICS LABORATO		48			48
CAREMED INTERNAL MEDICINE		30	18	38%	48
DOH		23	25	52%	48
WEST ISLIP URGENT CARE		44	4	8%	48
Palms at Ponte Vedra Assisted Livning and Memory Care		47	1	2%	48
HARBOR BEACH NURSING AND REHABILITATION CENTER		46	2	4%	48
INN AT THE FOUNTAINS, THE		34	14	29%	48
RAINBOW PEDIATRICS PC LLC / BREAKFAST POINT		38	10	21%	48
COURTYARD GARDENS OF JUPITER		48			48
NAPLES PEDIATRICS INC□		43	5	10%	48
BAY CENTER HURRICANE SHELTER		48			48
ARDEN COURTS OF SARASOTA		32	16	33%	48

COVID-19: testing by laboratory

Data through Feb 11, 2021 verified as of Feb 12, 2021 at 09:25 AM

Data in this report are provisional and subject to change.

The numbers in the table below represent the number of Florida and non-Florida residents for whom test results were received by the Department of Health. A person can be tested by more than one laboratory and can have both positive and negative results. **Therefore, the sum of the numbers in each column will be larger than the total number of people tested.**

Reporting lab	Inconclusive	Negative	Positive	Percent positive	Total
HIALEAH HOSPITAL RESPIRATORY DEPT			48	100%	48
TOWERS HOME CARE		45	3	6%	48
HEALTH FIRST - CAPE CANAVERAL HOSPITAL		1	47	98%	48
THE TERRACE OF JACKSONVILLE		3	45	94%	48
NAVARRE GARDENS		41	6	13%	47
MINUTECLINIC DIAGNOSTIC OF SOUTH CARO		37	10	21%	47
DAVID POSNACK JEWISH DAY SCHOOL		47			47
SOS MOBILE MEDICAL CARE LLC		37	10	21%	47
POPLAR HEALTHCARE PLLC	1	11	35	74%	47
LITTLE NECK URGENT CARE		45	2	4%	47
ROCKLEDGE REGIONAL MEDICAL CENTER		30	17	36%	47
BARNES HEALTHCARE OF FLORIDA LLC		44	3	6%	47
CAPE REGIONAL MEDICAL CENTER		45	2	4%	47
INTERLAB		1	46	98%	47
MID FLORIDA PRIMARY CARE PA		35	12	26%	47
HARTFORD HEALTH SERVICES LLC		46			46
GOLDEN POND COMMUNITIES		46			46
325TH MEDICAL GROUP		43	3	7%	46
PRACTICE MANAGEMENT OF AMERICA, INC.		7	39	85%	46
ST CLOUD PHYSICIAN MANAGEMENT LLC DBA ST CLOUD		27	19	41%	46
KAPG ST AUGUSTINE SENIOR HOUSING OPCO LLC		37	9	20%	46
H LEE MOFFITT CANCER CENTER MICRO		46			46
ADVENT HEALTH MEDICAL GROUP OB GYN AT		40	6	13%	46
G & R HEALTH MART PHARMACY		36	10	22%	46
COLLIER BLVD HMA PHYSICIAN MANAGEMENT LLC		46			46
PREMIER PLACE HEALTHCARE AT THE GLENVIEW		46			46
EAST MANATEE FAMILY	1	1	44	96%	46
STUART URGENT CARE			45	100%	45
FIRST CHOICE PEDIATRICS INC		44	1	2%	45
FHMG_CTR FOR SENIOR HEALTH		40	5	11%	45
MOBILE DOC FL, LLC		29	16	36%	45
PANCARE HEALTH - FREEPORT CLINIC SUITE B		36	9	20%	45
FAMILY EXTENDED CARE OF WINTER HAVEN		43	2	4%	45
SOUTHPORT SQUARE HARBOUR HEALTH		45			45
KEYSTYLE LIVING LLC	1	43	1	2%	45
WINTER GARDEN REHAB AND NURSING CENTER		41	4	9%	45
MAUREEN OROURKE-FUTEY			45	100%	45
UNIVERSITY OF CENTRAL FLORIDA HEALTH SERVICES		45			45
NEOGENOMICS LABORATORIES INC		45			45
GENTIVA HEALTH SERVICES CERTIFIED INC		42	3	7%	45
ST JOHNS COUNTY DETENTION CENTER		45			45
CARE CENTERS OF NASSAU LLC MINER ROAD SOUTH		45			45
REDI-MED WALK-IN FAMILY CARE			45	100%	45
PEDIATRICS OF CENTRAL FLORIDA - SAINT CLOUD	2	40	2	5%	44
KINDRED HOSPITAL CENTRAL TAMPA BLOOD GAS	1	38	5	11%	44
QHC UPSTATE MEDICAL PC		36	8	18%	44

COVID-19: testing by laboratory

Data through Feb 11, 2021 verified as of Feb 12, 2021 at 09:25 AM

Data in this report are provisional and subject to change.

The numbers in the table below represent the number of Florida and non-Florida residents for whom test results were received by the Department of Health. A person can be tested by more than one laboratory and can have both positive and negative results. **Therefore, the sum of the numbers in each column will be larger than the total number of people tested.**

Reporting lab	Inconclusive	Negative	Positive	Percent positive	Total
RAPID RELIABLE TESTING NY LLC		39	5	11%	44
FLORIDA HOSPITAL		28	16	36%	44
SUNLIFE PHARMACY		42	2	5%	44
CDR MAGUIRE INC	1	7	36	82%	44
ALLIANCE OF PHYSICIANS AGAINST COVID-19			44	100%	44
ROSECASTLE OF JACKSONVILLE LLC		43	1	2%	44
ADVENT HEALTH EXPRESS CARE		4	40	91%	44
RADIOLOGY ASSOCIATES OF VENICE AND ENGLEWOOD		41	2	5%	43
SOUTHERN LABORATORY SERVICES OF NWF		17	26	60%	43
BRANCH MEDICAL CLINIC			43	100%	43
SAFARI PEDIATRICS PA		42	1	2%	43
UNIVERSITY OF WEST FLORIDA, THE		42	1	2%	43
Guardian Care Nursing and Rehabilitation Center		43			43
PATRICK AIR FORCE BASE		3	40	93%	43
LAKE MARY KIDS CENTRA CARE		33	10	23%	43
WOLFF CTR FOR CHILD & ADOLESCENT HEALTH PLLC,THE		26	17	40%	43
CITYMD OF MANAHAWKIN		41	2	5%	43
BARNETT PARK□		2	41	95%	43
LARA HEALTH AND WELLNESS CENTER LLC		43			43
NIGHT LITE PEDIATRICS CENTER LLC		10	33	77%	43
PRINCETON VILLAGE□		39	4	9%	43
Atlantic Shore Nursing and Rehab		42			42
SAN CARLOS PHARMACY		38	4	10%	42
LIFESTREAM BEHAVIORIAL CENTER		24	18	43%	42
PERSONAL PEDIATRICS		37	5	12%	42
Citymd Of Toms River		36	6	14%	42
TGH URGENT CARE POWERED BY FAST TRACK			42	100%	42
WALGREENS 3145		39	3	7%	42
NEW YORK PRESBYTERIAN - QUEENS DIAGNOSTIC		41	1	2%	42
MAIMONIDES-SHALOM ACADEMY, INC		41	1	2%	42
ECOLAB GROUP		8	34	81%	42
CLINICAL LABORATORY		42			42
MINUTECLINIC DIAGNOSTIC OF NEW JERSEY		34	7	17%	41
ERDOX		39	2	5%	41
BRONX LEBANON HOSPITAL-MEDICAL CENTER		37	4	10%	41
NEXT MOLECULAR ANALYTICS		11	30	73%	41
PHILLIPPE RIDGE		29	12	29%	41
ADVENT HEALTH - LAKE WALES		29	12	29%	41
NORTH CENTRAL BRONX HOSPITAL		39	2	5%	41
PALM BAY HOSPITAL			41	100%	41
PEDIATRICS OF CENTRAL FLORIDA KISSI		33	8	20%	41
FLORIDA HOSPITAL NEW SMYRNA		4	37	90%	41
SURFSIDE URGENT CARE		28	13	32%	41
FIRST CHOICE URGENT CARE		10	30	75%	40
PENSACOLA PEDIATRICS - PACE		32	8	20%	40
URGENT CARE & WELLNESS CENTER		10	30	75%	40

COVID-19: testing by laboratory

Data through Feb 11, 2021 verified as of Feb 12, 2021 at 09:25 AM

Data in this report are provisional and subject to change.

The numbers in the table below represent the number of Florida and non-Florida residents for whom test results were received by the Department of Health. A person can be tested by more than one laboratory and can have both positive and negative results. **Therefore, the sum of the numbers in each column will be larger than the total number of people tested.**

Reporting lab	Inconclusive	Negative	Positive	Percent positive	Total
MACKOUL PEDIATRICS FORT MYERS		25	15	38%	40
FELICIDAD MEDICAL CENTER			40	100%	40
LINCOLN DIAGNOSTIC LAB		38	2	5%	40
NORTH FLORIDA / SOUTH GEORGIA VETERANS HEALTH SYSTEM			40	100%	40
PRIDE DIAGNOSTICS		24	16	40%	40
ISLAND URGENT CARE PLLC		38	2	5%	40
LONGLEAF DIAGNOSTIC LABORATORIES		11	29	73%	40
SUWANNEE COUNTY SHERIFF OFFICE		37	3	8%	40
ROYAL PALM SENIOR RESIDENCE		40			40
FAST PACE MEDICAL CLINIC, PLLC		35	5	13%	40
UHEALTH AT FISHER ISLAND			40	100%	40
HOME CARE PHARMACY		40			40
University Hills health and Rehabilitation		30	10	25%	40
DOH-WEST PALM BEACH BRANCH LABORATORY		2	38	95%	40
CAPITAL REGIONAL MEDICAL CENTER		2	38	95%	40
CLINICAL PATHOLOGY LABORATORIES, INC		40			40
BETHESDA HEALTH URGENT CARE		3	37	93%	40
PACIFICA SENIOR LIVING OCALA		35	5	13%	40
JENNIFER J CHIAVETTA-GRLSANTI DC		31	9	23%	40
CEDAR CREEK AT KINGS BAY INC		39			39
ADVENT HEALTH CENTRA CARE - LAKELAND		30	9	23%	39
GUYAN VALLEY WELLNESS CENTER		32	7	18%	39
THE GOOD SHEPARDS OF DELAND-WEST		38	1	3%	39
MINUTECLINIC DIAGNOSTIC OF KANSAS, PA		33	6	15%	39
CLINICAL RESEARCH SEQUENCING PLATFORM		8	31	79%	39
BROOKDALE VERO BEACH SOUTH AL		39			39
BAY COUNTY JAIL ANNEX		34	5	13%	39
LOURDES HOSPITAL INC		37	2	5%	39
CENTRA CARE - LAKE NONA		3	36	92%	39
CARE 4 U MANAGEMENT, INC			39	100%	39
HERNANDO ENDOSCOPY AND SURGERY CENTER		31	8	21%	39
GATTOLINE ENTERPRISES, INC. DBA FAMILY CARE PHARMACY		33	6	15%	39
JUNIPER VILLAGE AT CAPE CORAL		34	5	13%	39
NORTH CAROLINA DEPARTMENT OF HEALTH & HUMAN SERVICES	1		38	97%	39
CSL PLASMA INC		7	32	82%	39
WG EVERGREEN WOODS SH LLC		39			39
MEDEX MEDICAL EXPRESS OF PALATKA LLC			39	100%	39
UNIVERSITY OF ALABAMA		35	3	8%	38
CENTRAL FLORIDA PEDIATRICS		13	25	66%	38
FLORIDA DEPARTMENT OF HEALTH CLAY COUNTY		25	13	34%	38
CVS MINUTE CLINIC		1	37	97%	38
MOLECULAR DIAGNOSTICS		5	33	87%	38
CAMPBELL URGENT CARE			38	100%	38
BOND CLINIC, PA		9	29	76%	38
AUTUMN OF SARASOTA		12	26	68%	38
CCRC @ SUNFLOWER LLC		35	3	8%	38

COVID-19: testing by laboratory

Data through Feb 11, 2021 verified as of Feb 12, 2021 at 09:25 AM

Data in this report are provisional and subject to change.

The numbers in the table below represent the number of Florida and non-Florida residents for whom test results were received by the Department of Health. A person can be tested by more than one laboratory and can have both positive and negative results. **Therefore, the sum of the numbers in each column will be larger than the total number of people tested.**

Reporting lab	Inconclusive	Negative	Positive	Percent positive	Total
ERIC C MRSHAL, MD, PC #1842		36	2	5%	38
ADVENTIST HEALTH SYSTEM FLORIDA		26	12	32%	38
HOLMES COUNTY HEALTH DEPARTMENT		29	9	24%	38
BENTON HOUSE OF ST. JOHNS		36	2	5%	38
MISSION OAKS ASSISTED LIVING□		36	2	5%	38
ARTHREX MEDICAL CENTER		21	17	45%	38
PLAINVIEW URGENT CARE		36	2	5%	38
HOMEWOOD RESIDENCE AT FREEDOM PLAZA		37	1	3%	38
MERCY MEDICAL URGENT CARE CENTER INC		8	30	79%	38
SPRING MANOR ASSISTED LIVING		38			38
BARBARA O'REILLY MD PA		37	1	3%	38
STEWART MEDICAL GROUP, INC		21	17	45%	38
THE COLLIER AT NAPLES		36	1	3%	37
HR SARASOTA OPERATOR LLC		25	12	32%	37
CITRUS COUNTY HEALTH DEPARTMENT		33	4	11%	37
BRP SH OPCO LLC		37			37
PONCE THERAPY CARE CENTER		34	3	8%	37
ACCURATE DIAGNOSTIC LAB		35	2	5%	37
UNION MEDICAL CARE PLLC		37			37
PATHOGENIUS LABORATORIES		30	7	19%	37
MORTON PLANT HOSPITAL NURSING			37	100%	37
ONE MILO		37			37
DEVELOPMENTAL DISABILITIES DEFENDANT PROGRAM		35	2	5%	37
MORTON PLANT			37	100%	37
TAYLORVILLE FAMILY MEDICINE		30	7	19%	37
HOLY NAME HOSPITAL LABORATORY		36	1	3%	37
INSTITUTE OF PATHOLOGY KINGS COUNTY		36	1	3%	37
EAST HILL PHARMACY		26	11	30%	37
BOULEVARD REHABILITATION CENTER		24	13	35%	37
PREMIER COMMUNITY HEALTHCARE GROUP INC		36	1	3%	37
TAMPA BAY CONCIERGE DOCTOR, LLC		35	2	5%	37
BRIDGEVIEW CENTER LLC□		27	10	27%	37
INNOVATION CLINICAL TRIALS, INC			37	100%	37
FAMILY EXTENDED CARE OF SEBRING INC		35	2	5%	37
HOLZER HEALTH CENTER		5	32	86%	37
CONNECTICUT DEPARTMENT OF HEALTH		22	15	41%	37
NORTHWELL HEALTH PLAINVIEW HOSPITAL LABORATORY		28	9	24%	37
RENAISSANCE AT THE TERRACES		35	1	3%	36
PATRICK MANOR INCORPORATED		36			36
IMA MEDICAL GROUP POINCIANA		14	22	61%	36
MINUTE CLINIC INCORPORATE		30	6	17%	36
S-H THIRTY FIVE OPCO - ORANGE CITY, LLC		27	9	25%	36
BVL/LITTLE ANGEL PEDIATRICS		36			36
MARIANNA HEALTH AND REHABILITATION CENTER		35	1	3%	36
WEST		22	14	39%	36
BIOFIRE		7	29	81%	36

COVID-19: testing by laboratory

Data through Feb 11, 2021 verified as of Feb 12, 2021 at 09:25 AM

Data in this report are provisional and subject to change.

The numbers in the table below represent the number of Florida and non-Florida residents for whom test results were received by the Department of Health. A person can be tested by more than one laboratory and can have both positive and negative results. **Therefore, the sum of the numbers in each column will be larger than the total number of people tested.**

Reporting lab	Inconclusive	Negative	Positive	Percent positive	Total
EMERGENCY PHYSICIANS MEDICAL CENTER LLC		19	17	47%	36
ROYAL CARE OF AVON PARK		33	3	8%	36
PREMISE HEALTH MIA		1	35	97%	36
WG BAYPOINT VILLAGE SH LLC		36			36
NICEVILLE URGENT CARE		2	33	94%	35
STAT ONE URGENT CARE CENTER		2	33	94%	35
P23 LABS		35			35
WUESTHOFF MEMORIAL HOSPITAL			35	100%	35
NEUROINTERNATIONAL SARASOTA		32	3	9%	35
ADVENT HEALTH - FISH MEMORIAL		2	33	94%	35
PARKSIDE HEALTH AND REHABILITATION CENTER			35	100%	35
BAYSHORE PATHOLOGY CONSULTANTS PA		34	1	3%	35
IRL		4	31	89%	35
GRAMERCY PARK URGENT CARE		34	1	3%	35
A & R RESEARCH GROUP		30	5	14%	35
MID-FLORIDA PATHOLOGY, LLC		29	6	17%	35
TERRACE AT HOBE SOUND, THE	1	31	3	9%	35
ST AUGUSTINE PEDIATRIC ASSOC		31	4	11%	35
THE MERIDIAN AT BOCA RATON	1	33			34
ENCOMPASS HEALTH REHABILITATION HOSPITAL OF LARGO		31	3	9%	34
CROSSROADS URGENT CARE		20	14	41%	34
PRMG - EAST NAPLES		23	11	32%	34
COLLIER HMA PHYSICIAN MANAGEMENT LLC		26	8	24%	34
CARE CENTERS OF NASSAU, LLC - HENDRICKS RD		34			34
TUSCAN GARDENS OF DELRAY BEACH MANAGEMENT COMPANY,		34			34
RASHDA ALBIBI M.D. P.A.		31	3	9%	34
POARCH BANC CREEK INDIANS TRIBAL HEALTH DEPARTMENT			34	100%	34
LUTHERAN HAVEN EXTENDED CONGREGATE CAR		34			34
ANDALUSIA HEALTH		17	17	50%	34
MEDCOMP SCIENCES			34	100%	34
PALM BEACH ATLANTIC UNIVERSITY		33	1	3%	34
ST. MARYS MEDICAL CENTER		1	33	97%	34
S-H THIRTY FIVE OPCO - LUTZ, LLC		33	1	3%	34
VIP WALK IN CLINIC		19	15	44%	34
STETSON UNIVERSITY STUDENT HEALTH CENTER		3	31	91%	34
PARAMOUNT WALK-IN CLINIC		1	33	97%	34
REDI-MED WALK IN FAMILY CLINIC			34	100%	34
AVALON PARK RETIREMENT RESIDENCE		33	1	3%	34
LONG TERM CARE OF GULF BREEZE LLC		30	4	12%	34
BELVEDERE COMMONS OF SUN CITY CENTER		34			34
FHMG-FLORIDA HOSPITAL MEDICAL GROUP		24	9	27%	33
MINUTECLINIC DIAGNOSTIC OF RHODE ISLAND, LLC #1544		32	1	3%	33
MAINSTREET FAMILY URGENT CARE		1	32	97%	33
AHSE ROP		32	1	3%	33
PHOSPHORUS DIAGNOSTICS		27	6	18%	33
REGENCY OAKS HEALTH CENTER		31	2	6%	33

COVID-19: testing by laboratory

Data through Feb 11, 2021 verified as of Feb 12, 2021 at 09:25 AM

Data in this report are provisional and subject to change.

The numbers in the table below represent the number of Florida and non-Florida residents for whom test results were received by the Department of Health. A person can be tested by more than one laboratory and can have both positive and negative results. **Therefore, the sum of the numbers in each column will be larger than the total number of people tested.**

Reporting lab	Inconclusive	Negative	Positive	Percent positive	Total
GREENRIDGE GROUP HOME	3	11	19	58%	33
METRO KNOXVILLE HMA		25	8	24%	33
HARMONY HEALTH OPCO, LLC		15	18	55%	33
BOND CLINIC		3	30	91%	33
AYERS NURSING AND REHABILITATION CENTER		33			33
CALHOUN COUNTY HEALTH DEPT		13	20	61%	33
COMPLETE HOME CARE OF THE PALM BEACHES LLC		31	2	6%	33
Kensington Gardens		33			33
PHYSICIAN ASSOCIATES LLC		26	7	21%	33
WESTWOOD NURSING AND REHABILITATION		28	5	15%	33
THE SPRINGS OF PARC HILL		32	1	3%	33
ATRIA WILLOW WOOD		32	1	3%	33
SANFORD MOBILE LAB PGA TOUR		32	1	3%	33
FLORIDA PEDIATRIC GROUP PA		28	5	15%	33
LONG ISLAND JEWISH MED CTR		30	3	9%	33
SOUTHSIDE HOSPITAL NORTHWELL HEALTH LABORATORY		28	5	15%	33
PORT SAINT JOHN FAMILY PRACTICE		21	12	36%	33
LANDMARK HOSPITAL SOUTHWEST FLORIDA LLC		32	1	3%	33
University Hospital		28	5	15%	33
LYSTER ACH FT RUCKER AL		30	3	9%	33
IPSUM DIAGNOSTICS		3	29	91%	32
VETERANS HOME			32	100%	32
JACKSON HEALTH SYSTEM		1	31	97%	32
AESTHETIC ENHANCEMENTS		32			32
ASHTON PLACE	3	25	4	13%	32
CDR MAGUIRE - MIAMI BEACH CC MISSION 17388		2	30	94%	32
EASTERN SHORE URGENT CARE		21	11	34%	32
WESTMINSTER ST AUGUSTINE		32			32
VILLAGE ON THE ISLE		27	5	16%	32
Heartland Health Care Center North Sarasota		18	14	44%	32
OPIS COQUINA CENTER		32			32
JOHN KNOX VILLAGE OF CENTRAL FLORIDA		28	4	13%	32
NIGHT LITE PEDIATRICS URGENT CARE CENTER			32	100%	32
PECONIC BAY MEDICAL CENTER LABORATORY		24	8	25%	32
OPTUMCARE SOUTH FLORIDA, LLC		26	6	19%	32
VETERAN AFFAIRS MEDICAL CENTER - JAMES J PETERS		30	2	6%	32
WAVE CREST HEALTH AND REHABILITATION CENTER		30	2	6%	32
DISCOVERY COMMONS AT BRADENTON		31			31
TRADITIONAL HOME CARE INC		30	1	3%	31
MICHAEL J D'AMBROSE MD PA		29	2	6%	31
Consulate Health Care of Orange Park		27	4	13%	31
REGENCY PARK ASSISTED LIVING FACILITY		29	2	6%	31
BRANDON COMMUNITY HEALTH CENTER		23	8	26%	31
SILVER LAKE PEDIATRICS PA		27	4	13%	31
LabCorp L#09258130 M#09258125		12	19	61%	31
WASHINGTON COUNTY HEALTH DEPARTMENT		19	12	39%	31

COVID-19: testing by laboratory

Data through Feb 11, 2021 verified as of Feb 12, 2021 at 09:25 AM

Data in this report are provisional and subject to change.

The numbers in the table below represent the number of Florida and non-Florida residents for whom test results were received by the Department of Health. A person can be tested by more than one laboratory and can have both positive and negative results. **Therefore, the sum of the numbers in each column will be larger than the total number of people tested.**

Reporting lab	Inconclusive	Negative	Positive	Percent positive	Total
MINUTECLINIC DIAGNOSTIC OF HAWAII LLC		28	3	10%	31
MAKO MEDICAL		17	14	45%	31
DUVAL PHARMACY		23	8	26%	31
BENTLEY VILLAGE II		22	9	29%	31
CORAL HOUSE ASSISTED LIVING COMMUNITY LLC		31			31
ADVENTHEALTH MEDICAL GROUP FAMILY MEDICINE AT RDV		31			31
INTERCOASTAL MEDICAL GROUP			31	100%	31
FAMILY HEALTH CENTER		18	13	42%	31
AMERICAN ESOTERIC LABORATORIES		15	16	52%	31
NIGHT LITE PEDIATRIC CENTER		10	21	68%	31
BROOKDALE CANOPY OAKS			31	100%	31
COLLIER ANESTHESIA PAIN LLC		31			31
GRAND VILLA OF DELAND		27	4	13%	31
MIDDLETOWN MEDICAL P C		21	9	30%	30
CAREHERE LAKE SCHOOLS EMPLOYEE HEALTH CENTER		19	11	37%	30
LAKELAND REGIONAL HEALTH GATEWAY CENTER		7	23	77%	30
KEY WEST MEDICAL CENTER	1	28	1	3%	30
PROFESSIONAL PEDIATRICS		28	2	7%	30
Okeechobee Health Care Facility		16	14	47%	30
AMEERAH LABS			30	100%	30
ADVENT HEALTH PRIMARY CARE PLUS, WINTER GARDEN		26	4	13%	30
CLINCLOUD, LLC			30	100%	30
NCHD		16	14	47%	30
THE TERRACE AT IVY ACRES ALF		11	19	63%	30
HERITAGE WATERSIDE		27	3	10%	30
IMA MEDICAL CENTER		18	12	40%	30
ALAN A SMITH MD LLC		29	1	3%	30
BOCA BIOLISTIC REFERENCE LAB			30	100%	30
PANCARE HEALTH - BAY COUNTY - YOUNGSTOWN		26	3	10%	29
EVERLYWELL		16	13	45%	29
NEMOURS CHILDRENS CLINIC		22	7	24%	29
WALK IN MEDICAL URGENT CARE		29			29
PALM GARDEN OF JACKSONVILLE		27	2	7%	29
VILLA COURT LLC		29			29
COMMUNITY MEDICAL CARE CENTER INC			29	100%	29
GRAND AVENUE RX			29	100%	29
P4CLINICAL	3	2	24	83%	29
PANCARE HEALTH - BONIFAY K-8			29	100%	29
COUNTY OF LOS ANGELES			29	100%	29
MAGNOLIA DIAGNOSTICS, LLC		3	26	90%	29
UR CARE FAMILY AND SPORTS MEDICINE			29	100%	29
PRO HEALTH HARMONY		29			29
FLORIDA DEPARTMENT OF HEALTH IN MONROE COUNTY		26	3	10%	29
NURSES HELPING HANDS INC ALF		29			29
UNIVERSITY MEDICAL CTR OF PRINCETON AT		27	2	7%	29
DEPT OF VA MED CENTE-WEST PALM BEACH			29	100%	29

COVID-19: testing by laboratory

Data through Feb 11, 2021 verified as of Feb 12, 2021 at 09:25 AM

Data in this report are provisional and subject to change.

The numbers in the table below represent the number of Florida and non-Florida residents for whom test results were received by the Department of Health. A person can be tested by more than one laboratory and can have both positive and negative results. **Therefore, the sum of the numbers in each column will be larger than the total number of people tested.**

Reporting lab	Inconclusive	Negative	Positive	Percent positive	Total
MIAMI CLINICAL RESEARCH CORP			29	100%	29
COMPREHENSIVE CHILDCARE		23	6	21%	29
EASYCARE WALK-IN CLINIC		11	18	62%	29
BONIFAY NURSING AND REHAB CENTER			29	100%	29
FAMILY CARE PARTNERS URGENT CARE LLC		23	6	21%	29
VIKOR SCIENTITIC			29	100%	29
MINUTE CLINIC LLC #2216		27	2	7%	29
SUNTREE INTERNAL MEDICINE		29			29
UNIV OF ROCHESTER-STRONG MEMORIAL HOSP		28	1	3%	29
ADVANCE URGENT CARE CENTER, LLC		1	28	97%	29
RENAISSANCE SENIOR LIVING	1	28			29
ATRIA SAN PABLO		27	2	7%	29
UNION MEDICAL CARE		29			29
DAVID LAWRENCE CENTER		24	4	14%	28
LIGHTHOUSE PEDIATRICS OF NAPLES		24	4	14%	28
BROOKDALE PHILLIPPI CREEK			28	100%	28
EDEN AT CRESTVIEW		12	16	57%	28
MADISON COUNTY MEMORIAL HOSPITAL LABORATORY		14	14	50%	28
KEY PRIMARY CARE			28	100%	28
MARION PEDIATRICS PA		21	7	25%	28
GRACE MEDICAL HOME		20	8	29%	28
WARDE MEDICAL LABORATORY		20	8	29%	28
ALABAMA CLINICS		15	13	46%	28
HEALTH FIRST - VIERA HOSPITAL		1	27	96%	28
FLAGLER HOSPITAL INC	2		26	93%	28
BAY STREET PHARMACY		26	2	7%	28
TROPICANA MANUFACTURING COMPANY INC		27	1	4%	28
SUMTER PEDIATRICS		26	2	7%	28
BULLS HEAD URGENT CARE		27	1	4%	28
Cleveland Clinic Laboratories		4	24	86%	28
LAKE MARY - STIRLING CENTER SUITE 202			28	100%	28
AMMON ANALYTICAL LABORATORIES		24	4	14%	28
FAMILY CARE PARTNERS		18	10	36%	28
BARTRAM CROSSING		28			28
LAKELAND NURSING AND REHABILITATION CENTER			28	100%	28
CDC		17	11	39%	28
PORT ST LUCIE HOSPITAL		25	3	11%	28
ACTIVE SENIOR LIVING		26	2	7%	28
JAMAICA HOSPITAL MEDICAL CENTER		26	2	7%	28
LAKE INTERNAL MEDICINE ASSOCIATES PA		23	5	18%	28
WEINBERG VILLAGE		27	1	4%	28
WELLMED AT NEW TAMPA		22	6	21%	28
PINELLAS INTERNAL MEDICINE ASSOCIATES	1	26	1	4%	28
ATLAN		23	4	15%	27
ACCESS 365 URGENT CARE		8	19	70%	27
STATEN ISLAND UNIVERSITY HOSPITAL-POUCH		27			27

COVID-19: testing by laboratory

Data through Feb 11, 2021 verified as of Feb 12, 2021 at 09:25 AM

Data in this report are provisional and subject to change.

The numbers in the table below represent the number of Florida and non-Florida residents for whom test results were received by the Department of Health. A person can be tested by more than one laboratory and can have both positive and negative results. **Therefore, the sum of the numbers in each column will be larger than the total number of people tested.**

Reporting lab	Inconclusive	Negative	Positive	Percent positive	Total
EXPRESS CARE OF BELLEVIEW		27			27
SPANISH RIVER HIGH SCHOOL ESE		23	4	15%	27
GARDENS HEALTH NH LLC		27			27
BIG BEND CARES, INC		23	4	15%	27
LAKE PLACID HEALTH AND REHABILITATION			27	100%	27
BRADFORD COUNTY HEALTH DEPARTMENT		26	1	4%	27
BROOKDALE BRANDON	1	26			27
DOT DOC SARASOTA		25	2	7%	27
HARBORCHASE OF WELLINGTON CROSSING		25	2	7%	27
FAST PACE MEDICAL CLINIC		24	3	11%	27
URGENT CARE CENTER			27	100%	27
MICHAEL A VENAZIO MD		25	2	7%	27
LEXINGTON PLACE SENIOR LIVING COMMUNITY		27			27
SUNCOAST LABS			27	100%	27
AHEC CLINIC		2	25	93%	27
UCLA HEALTHCARE CLINICAL LABS		23	4	15%	27
DUVAL COUNTY HEALTH DEPARTMENT		27			27
RIVERHEAD URGENT CARE		26	1	4%	27
SANTA BARBARA CARE CENTER		17	10	37%	27
HEALTHPARK MEDICAL CENTER ABG LAB		26	1	4%	27
Wiregrass Rehabilitation Center and Nursing Home		26	1	4%	27
NATIONAL MENTOR HEALTHCARE LLC			27	100%	27
ALWAYS BEST CARE SENIOR SERVICES		24	3	11%	27
LABORATORY ALLIANCE OF CENTRAL NEW YORK		26	1	4%	27
MINUTE CLINIC, LLC DBA MINUTECLINIC #4505		25	2	7%	27
ATRIA LADY LAKE		26			26
PATHGROUP		4	22	85%	26
BROOKDALE SOUTHPOINT			26	100%	26
SOUTHEASTERN OUTPATIENT SURGERY CENTER		25	1	4%	26
LOT HEALTH SERVICES	1	25			26
BODYK		22	4	15%	26
PERDIDO URGENT CARE		1	25	96%	26
PULMONARY SPECIALISTS OF THE PALM BEACHES		16	10	38%	26
PALM BEACH COUNTY FIRE RESCUE		24	2	8%	26
BAPTIST PRIMARY BLACK CREEK SOUTH			26	100%	26
LOOP PEDIATRICS		22	4	15%	26
TGH URGENT CARE - RIVERVIEW			26	100%	26
LAKE CO EMPLOYEE HEALTH AND WELLNESS CENTER		24	2	8%	26
COLORADO DEPARTMENT OF HEALTH LABORATORY SERVICES DIVISION			26	100%	26
MONCRIEF ARMY HEALTH CLINIC			26	100%	26
THE TRADITION OF THE PALM BEACHES		25	1	4%	26
PREMIER URGENT CARE CENTER LLC			26	100%	26
BROWARD HEALTH IMPERIAL POINT NURSING			26	100%	26
ADVANCED URGENT CARE		12	14	54%	26
WEST BROWARD CARE CENTER		24	2	8%	26
NORTH FLORIDA PEDIATRICS - JACKSONVILLE		22	4	15%	26

COVID-19: testing by laboratory

Data through Feb 11, 2021 verified as of Feb 12, 2021 at 09:25 AM

Data in this report are provisional and subject to change.

The numbers in the table below represent the number of Florida and non-Florida residents for whom test results were received by the Department of Health. A person can be tested by more than one laboratory and can have both positive and negative results. **Therefore, the sum of the numbers in each column will be larger than the total number of people tested.**

Reporting lab	Inconclusive	Negative	Positive	Percent positive	Total
THE MINIER URGENT CARE		20	6	23%	26
OCOE PEDIATRICS		21	5	19%	26
MONTEFIORE NEW ROCHELLE HOSPITAL		24	2	8%	26
URGENT FAMILY CARE INC		23	3	12%	26
STUART REHABILITATION AND HEALTHCARE		12	14	54%	26
LPG CONVENIENT CARE AT METRO		25	1	4%	26
VETERANS AFFAIRS MEDICAL CENTER - NEW YORK HARBOR		25	1	4%	26
WIREGRASS CLINIC LLC		21	5	19%	26
OAKTREE HEALTHCARE			26	100%	26
ADVENT HEALTH PARTIN SETTLEMENT HEALTH PARK		18	8	31%	26
COLLIER PHARMACY		21	4	16%	25
WEISS PEDIATRIC CARE LLC		16	9	36%	25
DCH REGIONAL MEDICAL CENTER LABORATORY		24	1	4%	25
Lanier Rehab			25	100%	25
M&V SAN JOSE MEDICAL CENTER			25	100%	25
BASSETTI MEDICAL RESEARCH INC		19	6	24%	25
WAKULLA COUNTY HEALTH DEPARTMENT		11	14	56%	25
UNIPATH		18	7	28%	25
CHILDRENS MEDICAL CENTER			25	100%	25
VASSAR BROTHERS MEDICAL CENTER LABORATORY		24	1	4%	25
CERON PEDIATRICS & INTEGRATIVE MEDICIN		25			25
RJ LEE GROUP	1	23	1	4%	25
SOMA MEDICAL CENTER PA #3			25	100%	25
EAST HILL MEDICAL GROUP		17	8	32%	25
MILLENNIA ADVANCED SCIENTIFIC LLC			25	100%	25
GASTROENTEROLOGY ASSOCIATES OF PENSACOLA PA		22	3	12%	25
GULFSIDE HOSPICE INC		22	3	12%	25
HILA BECKERMAN MD LLC	1	23	1	4%	25
RAINBOW PEDIATRICS		1	24	96%	25
WOMENS CARE FLORIDA LABORATORY		25			25
TALLAHASSEE DEVELOPMENTAL CENTER□		24	1	4%	25
FEDERAL PRISON CAMP PENSACOLA			25	100%	25
ARCPPOINT LABS OF FORT LAUDERDALE		25			25
THE WATERMARK AT VISTAWILLA		25			25
OAKMONTE VILLAGE		24	1	4%	25
PALMS, THE		25			25
AVOW HOSPICE INC		25			25
SANITAS		4	21	84%	25
PINES NURSING HOME		24	1	4%	25
ADVENT HEALTH - LAKE MARY PEDIATRICS		16	9	36%	25
SYNIVERSE WELLNESS CENTER		21	4	16%	25
FREEDOM SQUARE NURSING CENTER□		17	8	32%	25
MINUTECLINIC DIAGNOSTIC OF RHODE ISLAND, LLC #212		25			25
UNION CHD		22	3	12%	25
WESTPAC LABS		1	24	96%	25
LAKES DIALYSIS CENTER INC			25	100%	25

COVID-19: testing by laboratory

Data through Feb 11, 2021 verified as of Feb 12, 2021 at 09:25 AM

Data in this report are provisional and subject to change.

The numbers in the table below represent the number of Florida and non-Florida residents for whom test results were received by the Department of Health. A person can be tested by more than one laboratory and can have both positive and negative results. **Therefore, the sum of the numbers in each column will be larger than the total number of people tested.**

Reporting lab	Inconclusive	Negative	Positive	Percent positive	Total
ST. CLOUD HOSPITAL		20	5	20%	25
ST PETER'S BENDER LABORATORY		25			25
COURTYARDS OF ORLANDO		24			24
STEWART MELBOURNE HOSPITAL			24	100%	24
ST JOSEPHS CHILDRENS OUTREACH			24	100%	24
AMELIA ASSISTED LIVING FACILITY		24			24
ATRIA AT ST JOSEPHS		24			24
COLONY CARE CENTER		15	9	38%	24
EPIC REFERENCE LABS INC			24	100%	24
LABORATORY DYNAMICS		20	4	17%	24
THE LODGE AND REHABILITATION CENTER		9	15	63%	24
SENIOR HEALTH OF WINTER PARK DUNDEE		24			24
HERITAGE OAKS ASSISTED LIVING & MEMORY CARE		20	4	17%	24
VILLAGES REHABILITATION AND NURSING CENTER		24			24
HEALTH MED CENTERS		24			24
HENNEPIN COUNTY MEDICAL CENTER (HCMC)		13	11	46%	24
MINUTE CLINIC DIAGNOSTIC OF SC, LLC #75		23	1	4%	24
PHYSICIANS PRIMARY CARE OF SW FLORIDA PL		24			24
ORANGE PEDIATRICS			24	100%	24
THE CHAPPEL GROUP RESEARCH		24			24
JOSEF SCHENKER MD PC		24			24
FLORIDA ATLANTIC UNIVERSITY		21	3	13%	24
Bon Secours Maria Manor		19	5	21%	24
MADISON COUNTY MEMORIAL HOSP		12	12	50%	24
WELLOW URGENT CARE		23	1	4%	24
WESTMINSTER WOODS ON JULINGTON CREEK		22	2	8%	24
MD BEAUTY LABS, PA		22	2	8%	24
ABL MEDICAL CARE LLC			24	100%	24
MARYLAND DEPARTMENT OF HEALTH			24	100%	24
RESIDENCE AT BAY VUE		23	1	4%	24
PRIME CARE ONE LLC/HARBORCHASE OF VENICE			24	100%	24
THE COMMONWEALTH OF MASSACHUSETTS			24	100%	24
MADWAR		19	5	21%	24
MED PLUS FLORENCE		20	4	17%	24
CENTRAL FLORIDA HEALTH CARE INC WAUCHULA SITE 2		17	7	29%	24
TARPON BAYOU CENTER			24	100%	24
AVENTIS BIO-SERVICES CTL		24			24
SUNQUEST		3	21	88%	24
CHILDREN'S MEDICAL CENTER			24	100%	24
COLORADO DEPARTMENT OF PUBLIC HEALTH AND ENVIRONMENT			23	100%	23
EP MEDICAL EQUIPMENT PHARMACY		21	2	9%	23
BROOKDALE UNIVERSITY HOSPITAL		22	1	4%	23
UF HEALTH NORTH JACKSONVILLE			23	100%	23
PARK WEST MEDICAL CENTER		22	1	4%	23
BROOKWOOD BAPTIST MEDICAL CENTER		22	1	4%	23
MINUTECLINIC DIAGNOSTIC OF MICHIGAN		21	2	9%	23

COVID-19: testing by laboratory

Data through Feb 11, 2021 verified as of Feb 12, 2021 at 09:25 AM

Data in this report are provisional and subject to change.

The numbers in the table below represent the number of Florida and non-Florida residents for whom test results were received by the Department of Health. A person can be tested by more than one laboratory and can have both positive and negative results. **Therefore, the sum of the numbers in each column will be larger than the total number of people tested.**

Reporting lab	Inconclusive	Negative	Positive	Percent positive	Total
STATE LAB		2	21	91%	23
SARASOTA MEMORIAL NURSING & REHABILITATION CTR		23			23
MINUTECLINIC DIAGNOSTIC OF SOUTH CAROL		21	2	9%	23
GOOD SAMARITAN HOSPITAL LABORATORY		20	3	13%	23
ADVENTHEALTH MEDICAL GROUP FAMILY MEDICINE		22	1	4%	23
SUMMIT MEDICAL GROUP - 75 E NORTHFIELD		21	2	9%	23
PINELLAS 1 HOME HEALTH CARE CORP		23			23
ISLAND COAST PEDIATRICS PA		22	1	4%	23
NEW JERSEY		22	1	4%	23
ISLAMORADA VILLAGE OF ISLANDS FIRE RESCUE		22	1	4%	23
Summit Medical Group Westfield Lab		20	3	13%	23
RESIDENTIAL PLAZA AT BLUE LAGOON INC		21	2	9%	23
WUESTHOFF MEDICAL CENTER-MELBOURNE			23	100%	23
UNIVERSITY HILLS HEALTH AND REHABILITATION CENTER		18	5	22%	23
EGL GENETIC DIAGNOSTICS		1	22	96%	23
CHIPOLA MEDICAL ASSOCIATES		4	19	83%	23
NOBLE SENIOR LIVING		3	20	87%	23
FORT CAROLINE GARDENS, INC		21	2	9%	23
COASTAL SKIN SURGERY AND DERMATOLOGY		16	7	30%	23
MIGUEL E TREVINO MD PA		19	4	17%	23
WOODHOUSE INC		17	6	26%	23
FINLAY C. LABORATORY		3	20	87%	23
SUNSHINE ASSISTED LIVING		23			23
PALMETTO PEDIATRICS			22	100%	22
DIACARTA INC.		22			22
ENGLEWOOD HOSPITAL AND MEDICAL CENTER		17	5	23%	22
THORNBURG PEDIATRICS		21	1	5%	22
ADVENT HEALTH EXPRESS		9	13	59%	22
SOUTHCOR LABORATORY		2	20	91%	22
GROWING TOGETHER PEDIATRICS, LLC		18	4	18%	22
STEWART MEDICAL GROUP INC			22	100%	22
URGENT CARE USA			22	100%	22
PHYSICIANS STAT		3	19	86%	22
ROCKLEDEGE REGIONAL MEDICAL CENTER		17	5	23%	22
APOLLO SURGERY CENTER		20	2	9%	22
EBEIDS MD PEDIATRICS		19	3	14%	22
FIRST CHOICE PEDIATRICS LOOP		20	2	9%	22
NOVANT HEALTH		16	6	27%	22
UNIV OF NORTH ALABAMA HEALTH CENTER		21	1	5%	22
HUNT CLUB PEDIATRIC ASSOCIATES LLC		19	3	14%	22
ELAN SPANISH SPRINGS		4	18	82%	22
KRYSTAL BAY NURSING AND REHABILITATION		18	4	18%	22
MOBILE DIVISION LABORATORY		7	15	68%	22
CARILLON SPORTS AND FAMILY MEDICINE		18	4	18%	22
PULSE MEDICAL GROUP INC			22	100%	22
MINUTECLINIC, LLC		18	4	18%	22

COVID-19: testing by laboratory

Data through Feb 11, 2021 verified as of Feb 12, 2021 at 09:25 AM

Data in this report are provisional and subject to change.

The numbers in the table below represent the number of Florida and non-Florida residents for whom test results were received by the Department of Health. A person can be tested by more than one laboratory and can have both positive and negative results. **Therefore, the sum of the numbers in each column will be larger than the total number of people tested.**

Reporting lab	Inconclusive	Negative	Positive	Percent positive	Total
FLORIDA PEDIATRICS		6	16	73%	22
MID FLORIDA PATHOLOGY LLC		21	1	5%	22
APOLLO HEALTH & REHABILITATION		16	6	27%	22
FLORIDA HOSPITAL LABS		12	10	45%	22
LAKEVIEW HEALTH CARE SYSTEMS		8	14	64%	22
CARENOW - DOWNTOWN NORTH GULCH		22			22
ROADS PEDIATRICS,LLC		20	2	9%	22
TEN HEALTHCARE		6	16	73%	22
LAKE COUNTY SCHOOLS EMPLOYEE HEALTH CENTER		15	7	32%	22
MAYO CLINIC JACKSONVILLE		1	21	95%	22
FAMILY AND INTERNAL MEDICINE AT AVALON PARK		19	3	14%	22
SEAGRASS VILLAGE			22	100%	22
CLEARWATER EMPLOYEE HEALTH CLINIC		7	14	67%	21
CLINICAL PATHOLOGY LABORATORIES SOUTHEAST			21	100%	21
OLIVE BRANCH HEALTH AND REHABILITATION CENTER			21	100%	21
ARDEN COURTS OF WINTER SPRINGS		18	3	14%	21
PHYSICIANS CARE		18	3	14%	21
MARTHA'S HOUSE & ASSISTED LIVING FACILITY		21			21
ROCKLEDGE FAMILY HEALTH			21	100%	21
LIFE CARE CENTER OF JACKSONVILLE			21	100%	21
COASTAL COMPLETE CARE		11	10	48%	21
GLEN COVE HOSPITAL		21			21
GREEN GABLES ASSISTED LIVING FACILITY		21			21
UPMC CHAUTAUQUA AT WCA LABORATORY		20	1	5%	21
GRAND LIVING AT LAKEWOOD RANCH		21			21
MIRIMUS CLINICAL LABS		10	11	52%	21
VIRTUA		17	4	19%	21
FLORIDA ENDOSCOPY & SURGERY CTR LLC		21			21
BONITA PHARMACY		21			21
ADVENTHEALTH MEDICAL GROUP FAMILY & INTERNAL		9	12	57%	21
CARESPOT		1	20	95%	21
Gulf Shore Care Center		17	4	19%	21
JUPITER MEDICAL CENTER PHYSICIANS GROUP, INC		19	2	10%	21
MINUTECLINIC DIAGNOSTIC OF NORTH CAROLINA		21			21
LONG BEACH URGENT CARE		21			21
BUREAU OF PUBLIC HEALTH	1	2	18	86%	21
TIFFANY LAKE CARE CENTERS INC		21			21
DALE MEDICAL CENTER		16	5	24%	21
CONNECTDX		6	15	71%	21
SOUTH CAROLINA DEPT OF HEALTH AND ENVIRONMENT CONTROL		2	19	90%	21
FORT SANDERS REGIONAL LABORATORY		21			21
NORTH PINELLAS CHILDRENS MEDICAL CENTER			21	100%	21
MINUTECLINIC, LLC #08366		16	5	24%	21
ST JUDE CHILDRENS RESEARCH HOSPITAL		21			21
INTERNATIONAL MEDICAL LABORATORY INC		21			21
CVS MINUTE CLINIC DIAGNOSTIC OF NORTH CAROL		15	6	29%	21

COVID-19: testing by laboratory

Data through Feb 11, 2021 verified as of Feb 12, 2021 at 09:25 AM

Data in this report are provisional and subject to change.

The numbers in the table below represent the number of Florida and non-Florida residents for whom test results were received by the Department of Health. A person can be tested by more than one laboratory and can have both positive and negative results. **Therefore, the sum of the numbers in each column will be larger than the total number of people tested.**

Reporting lab	Inconclusive	Negative	Positive	Percent positive	Total
ARCPPOINT LABS OF WEST PALM BEACH			21	100%	21
HUNTINGTON STATION URGENT CARE		20	1	5%	21
NAPHCARE, INC.		11	10	48%	21
CANTON-POTSDAM HOSPITAL LABORATORY		21			21
ASSISTED LIVING OF BROWARD		21			21
MORNINGSIDE MANOR & VILLA ADULT CARE C		21			21
PALMS MEDICAL GROUP - LAKE CITY WEST		3	18	86%	21
GERALD J KIVETT MD		18	2	10%	20
HARBOUR ISLAND PEDIATRICS		12	8	40%	20
CL BRUMBACK PRIMARY CARE CLINIC LANTANA		2	18	90%	20
SOUTH FLORIDA DIALYSIS CENTER		8	12	60%	20
CARESPOT OF NOCATEE		1	19	95%	20
RAINBOW PEDIATRIC CENTER		2	18	90%	20
HEALTHY MINORS, LLC.		20			20
BROOKDALE MANDARIN CENTRAL		7	13	65%	20
ROBERT H JENKINS JR VETERANS' DOMICILIARY HOME OF		17	3	15%	20
ADVENT HEALTH MEDICAL GROUP- FAMILY MEDICINE AT DR. PHILIPS		15	5	25%	20
CAPE CORAL HOSPITAL ABG LABORATORY		10	10	50%	20
HALIFAX HEALTH URGENT CARE		3	17	85%	20
SENIOR LIVING IV SUN CITY LLC		14	6	30%	20
CENTER ONE SURGERY CENTER		16	4	20%	20
ROSLYN URGENT CARE		20			20
Clearwater Center		9	11	55%	20
CIGNA PBSO WEST PALM			20	100%	20
ESTATES MEDICAL CENTER		12	8	40%	20
MD NOW MEDICAL CENTERS INC		1	19	95%	20
SOUTH CAROLINA DEPARTMENT OF HEALTH			20	100%	20
LAKE WORTH MANOR		19	1	5%	20
HOLLISMED LLC		19	1	5%	20
SHORE MEMORIAL HOSPITAL		17	3	15%	20
JEFFERSON K-12, A SOMERSET SCHOOL- CLINIC		17	3	15%	20
REDITUS LABORATORIES			20	100%	20
HOWARD BEACH URGENT CARE		20			20
BEST MEDICAL CENTER		11	9	45%	20
UAH STUDENT HEALTH CENTER		13	7	35%	20
MAGNOLIA PEDIATRICS		2	18	90%	20
MINUTE CLINIC DIAGNOSTIC OF VIRGINIA		16	4	20%	20
BAY PEDIATRICS PA		18	2	10%	20
MEDICAL EXPRESS CORP		18	2	10%	20
BETHESDA HEALTH PHYSICIAN GROUP INC			20	100%	20
CONSOLIDATED LAB SERVICES		10	10	50%	20
PROFESSIONAL PARK PEDIATRICS PA			20	100%	20
HENDRY REGIONAL CORPORATE HEALTH			20	100%	20
NASSAU COUNTY JAIL		19	1	5%	20
POINT OF CARE CLINICS PRIMARY CARE		20			20
KIVA AT CANTERBURY, LLC		20			20

COVID-19: testing by laboratory

Data through Feb 11, 2021 verified as of Feb 12, 2021 at 09:25 AM

Data in this report are provisional and subject to change.

The numbers in the table below represent the number of Florida and non-Florida residents for whom test results were received by the Department of Health. A person can be tested by more than one laboratory and can have both positive and negative results. **Therefore, the sum of the numbers in each column will be larger than the total number of people tested.**

Reporting lab	Inconclusive	Negative	Positive	Percent positive	Total
TGH MEDICAL GROUP LABORATORY CARROLLWOOD			20	100%	20
ISLAND LAKE CENTER		4	16	80%	20
ERIC C MARSHAL MD, PC DBA MINUTECLINIC		19	1	5%	20
PONCE PLAZA NURSING & REHAB CENTER		4	16	80%	20
NEWYORK-PRESBYTERIAN/ LAWRENCE HOSPITAL LABORATORY		17	2	11%	19
D W MCMILLAN MEMORIAL HOSPITAL		9	10	53%	19
ALL PEDIATRIC CARE			19	100%	19
TEXAS DEPARTMENT OF STATE HEALTH SERVICES		3	16	84%	19
GOOD SAMARITAN SOCIETY OF DAYTONA		16	3	16%	19
SOLE HEALTH LLC		19			19
BRIDGEWAY HEALTH CLINICS INC			19	100%	19
WELLMED AT LAKE COPELAND		13	6	32%	19
MEDEXPRESS - BLOOMIN BRANDS		4	15	79%	19
MICHELLE S PAGE MD PA		18	1	5%	19
INTEGRATED REGIONAL LABORATORIES - LARGO			19	100%	19
ALAN SERURE MD		19			19
WINSHIPS PHARMACY INC		19			19
CORRECTIONAL MEDICAL GROUP		14	5	26%	19
BAYVIEW MEDICAL		19			19
PRIMECARE OF DOTHAN-DALEVILLE CLINIC		14	5	26%	19
ROCKLAND URGENT CARE FAMILY HEALTH NP		19			19
PREMIUM HEALTH SERVICES OF TAMPA BAY LLC		11	8	42%	19
OHIO CVS STORES, LLC DBA		17	2	11%	19
NANO HEALTH ASSOCIATES LLC		19			19
SEVEN RIVERS REGIONAL MEDICAL CENTER		5	14	74%	19
MEDEXPRESS URGENT CARE - BLOOMINGTON		16	3	16%	19
ASURANCE SCIENTIFIC LABORATORIES		19			19
ASTORIA HEALTH AND REHABILITATION CENTER		18	1	5%	19
SONATA BOYNTON BEACH		17	2	11%	19
TOTAL ACCESS URGENT CARE			19	100%	19
ESOTERIX GENETIC LABORATORIES		16	3	16%	19
Salerno Bay Health & Rehabilitation Center		13	6	32%	19
ST VINCENT'S EAST		17	2	11%	19
MED HEALTH SERVICES		18	1	5%	19
LAB INTERMARKET FACILITY LAB		1	18	95%	19
LONG ISLAND UNIVERSITY - POST CAMPUS		19			19
Sovereign Laboratory Services, LLC		17	2	11%	19
BITTINGS APOTHECARY INC		15	4	21%	19
FLORIDA COMMUNITY HEALTH CENTER OF ST. LUCIE		1	18	95%	19
NO NAME		8	11	58%	19
ROYAL PALM MEDICAL GROUP, INC		19			19
MONROE COUNTY DETENTION CENTER			19	100%	19
JUPITER MEDICAL CENTER			19	100%	19
REGENCY SQUARE MALL - SEARS		3	16	84%	19
GUIDEWELL EMERGENCY MEDICINE DOCTORS LLC		4	15	79%	19
ROWLETT MIDDLE ACADEMY		17	2	11%	19

COVID-19: testing by laboratory

Data through Feb 11, 2021 verified as of Feb 12, 2021 at 09:25 AM

Data in this report are provisional and subject to change.

The numbers in the table below represent the number of Florida and non-Florida residents for whom test results were received by the Department of Health. A person can be tested by more than one laboratory and can have both positive and negative results. **Therefore, the sum of the numbers in each column will be larger than the total number of people tested.**

Reporting lab	Inconclusive	Negative	Positive	Percent positive	Total
MORRIS PARK URGENT CARE		16	3	16%	19
LOVING CARE OF THE TREASURE COAST LLC	1	13	5	26%	19
CLERMONT ADVENTHEALTH CENTRA CARE		1	18	95%	19
COOPER HEALTHCARE		19			19
STONE WASH CLINICAL LABORATORIES		2	17	89%	19
MARATHON HEALTH FOR LIFE		16	3	16%	19
HOLIDAY MEDICAL ASSOCIATES		1	18	95%	19
BOZEMAN HEALTH DEACONESS HOSPITAL		13	5	28%	18
MCWHORTER SCHOOL OF PHARMACY		18			18
GENERAL INTERNAL MEDICINE MEDICAL CTR CLINIC		13	5	28%	18
UM MILLER SCHOOL OF MEDICINE			18	100%	18
Wesley Place on Honeysuckle		16	2	11%	18
NEW YORK PRESBYTERIAN - ALLEN HOSPITAL		18			18
BIGGERS FAMILY MEDICINE PA		17	1	6%	18
COASTAL FAMILY PRACTICE		10	8	44%	18
GRAND VILLA OF ST. PETERSBURG		16	2	11%	18
MARQUES PEDIATRICS			18	100%	18
ADIRONDACK MEDICAL CENTER		18			18
CENTERPLACE HEALTH		2	16	89%	18
AURORA DIAGNOSTICS		6	12	67%	18
PEDIATRIC SERVICES AND BREATHING CENTER PA		13	5	28%	18
COMMONWEALTH OF MASSACHUSETTS			18	100%	18
TOTAL RENAL LABORATORIES INC		13	5	28%	18
MARION COUNTY HEALTH DEPARTMENT		17	1	6%	18
OSCEOLA ALF OPERATOR, LLC DBA□		18			18
TIMBERLANE LODGE ALF	1	10	7	39%	18
WALGREEN EASTERN CO, INC		18			18
MINUTECLINIC DIAGNOSTIC OF RHODE ISLAND, LLC #590		17	1	6%	18
HUNT CLUB MEDICAL		13	5	28%	18
CARDIOLOGY AND MEDICINE ASSOCIATES INC		18			18
ENCOMPASS HEALTH REHABILITATION HOSPITAL OF SARASOTA		18			18
JACKSON NORTH MEDICAL CENTER		2	16	89%	18
GENTIVA HEALTH SERVICES		16	2	11%	18
CENTRAL FLORIDA PEDIATRIC URGENT CARE LLC		16	2	11%	18
XPRESS WELLNESS URGENT CARE			18	100%	18
JUST FOR KIDS PEDIATRICS		5	13	72%	18
ODYSSEY HEALTHCARE OF MARION COUNTY, LLC		17	1	6%	18
ST. JUDES LABORATORIES		12	6	33%	18
JOSEPH SCHENKER MD PC DBA CENTERS URGENT		16	2	11%	18
WALGREENS COVID-19		14	4	22%	18
HARTFORD HOSPITAL ANCILLARY LAB		17	1	6%	18
SPRINGWOOD COURT		13	5	28%	18
FAMILY CARE CYPRESS CREEK		1	17	94%	18
DEPT OF VA MEDICAL CENTER - BAY PINES			18	100%	18
MINUTECLINIC DIAGNOSTIC PA		16	2	11%	18
KIVA AT CANTERBURY		1	17	94%	18

COVID-19: testing by laboratory

Data through Feb 11, 2021 verified as of Feb 12, 2021 at 09:25 AM

Data in this report are provisional and subject to change.

The numbers in the table below represent the number of Florida and non-Florida residents for whom test results were received by the Department of Health. A person can be tested by more than one laboratory and can have both positive and negative results. **Therefore, the sum of the numbers in each column will be larger than the total number of people tested.**

Reporting lab	Inconclusive	Negative	Positive	Percent positive	Total
TENNESSEE DEPARTMENT OF HEALTH		14	4	22%	18
TPCA CLINICAL LABORATORIES		15	3	17%	18
MOORINGS PARK OAKSTONE AT GREY OAKS		17	1	6%	18
BAPTIST HEALTH URGENT CARE AT WEST BOCA		18			18
MADISON CORE LABORATORIES		17	1	6%	18
MINIMALLY INVASIVE VASCULAR INC		16	2	11%	18
UTAH DEPARTMENT OF HEALTH			18	100%	18
HELIX DIAGNOSTICS			17	100%	17
BARTON FAMILY PRACTICE		8	9	53%	17
OCALA OAKS REHABILITATION CENTER		12	5	29%	17
WINTER PARK FAMILY PRACTICE LLC		17			17
DIXIE COUNTY HEALTH DEPARTMENT		11	6	35%	17
ST ELIZABETH MEDICAL CENTER LABORATORY		16	1	6%	17
BHA CENTRAL COUNTY CLINIC		1	16	94%	17
TENDER CARE ALF		17			17
OCEANSIDE URGENT CARE		17			17
NEW YORK METHODIST HOSPITAL		13	4	24%	17
COAST MED URGENT CARE		16	1	6%	17
VALLEY IMMEDIATE CARE		15	2	12%	17
BAYCARE MEDICAL GROUP INC			17	100%	17
GUARDANT HEALTH		12	5	29%	17
Z UROLOGY		17			17
ORLANDO FAMILY MEDICINE		7	10	59%	17
TOTTENVILLE CIRCLE URGENT CARE		17			17
RESOLVE MOLECULAR DIAGNOSTICS		13	4	24%	17
CARENOW URGENT CARE-BRENTWOOD		11	6	35%	17
BAYCARE HEALTH SYSTEMS, LLC			17	100%	17
WELLMED AT PLANT CITY		10	7	41%	17
SOUTH NASSAU COMMUNITIES HOSPITAL		13	4	24%	17
URGENT CARE WEST CLINIC		14	3	18%	17
SUNSHINE PEDIATRICS OF CENTRAL FLORIDA PL		15	2	12%	17
MD PLUS URGENT CARE, LLC			17	100%	17
ASCENSION ST VINCENT'S PRIMARY CARE			17	100%	17
PARRISH HEALTH CENTER		14	3	18%	17
BAY BREEZE HEALTH AND REHABILITATION CENTER		9	8	47%	17
JESSIE TRICE COMMUNITY HEALTH SYSTEM, INC		1	16	94%	17
THE CANOPY AT HARPER LAKE	1		16	94%	17
HEALTHCARE NOW			17	100%	17
MARCO DRUGS AND COMPOUNDING		13	4	24%	17
URGENT CARE AT LONGWOOD			17	100%	17
BAYFRONT HMA CONVENIENT CARE, LLC		2	15	88%	17
WELLINGTON FAMILY PRACTICE		13	4	24%	17
FUNGAL REFERENCE LABORATORY		12	5	29%	17
DIEGO FALLON MD PA		6	11	65%	17
BROOKDALE ST AUGUSTINE			17	100%	17
BIOREFERENCE LABORATORIES INC		3	14	82%	17

COVID-19: testing by laboratory

Data through Feb 11, 2021 verified as of Feb 12, 2021 at 09:25 AM

Data in this report are provisional and subject to change.

The numbers in the table below represent the number of Florida and non-Florida residents for whom test results were received by the Department of Health. A person can be tested by more than one laboratory and can have both positive and negative results. **Therefore, the sum of the numbers in each column will be larger than the total number of people tested.**

Reporting lab	Inconclusive	Negative	Positive	Percent positive	Total
UVMC MICROBIOLOGY		16	1	6%	17
CHARLOTTE CHD PORT CHARLOTTE		13	3	19%	16
SRMC AVALON		9	7	44%	16
MINUTE CLINIC DIAGNOSTIC OF NEW JERSEY		16			16
49D2045214PHYSICIAN OFFICE WAIVER MEDEXPRESS URGENT CARE - HARRISONBU		7	9	56%	16
FAST TRACK URGENT CARE CENTER - TYRONE			16	100%	16
SHELBY BAPTIST MEDICAL CENTER		11	5	31%	16
GRAND VILLA OF ALTAMONTE SPRINGS		9	7	44%	16
ROSS MEDICAL GROUP			16	100%	16
MEDEXPRESS URGENT CARE LEWISBURG		15	1	6%	16
MEDICINE AT LONGWOOD		16			16
MINUTECLINIC DIAGNOSTIC OF NORTH CAROLINA PC		14	2	13%	16
CARE HERE		1	15	94%	16
ALBIBI		1	15	94%	16
MINUTECLINIC DIAGNOSTIC OF PENNSYLVANI		16			16
MAITLAND PRIMARY CARE		9	7	44%	16
HEALTH CENTRAL HOSPITAL			16	100%	16
FLUSHING HOSPITAL MEDICAL CENTER		13	3	19%	16
OKEECHOBEE HEALTHCARE FACILITY			16	100%	16
REGENEXX TAMPA BAY		14	2	13%	16
ROBERT WOOD JOHNSON UNIVERSITY HOSP		14	2	13%	16
CARESPOT EXPRESS HEALTHCARE			16	100%	16
PROMEDICA LABORATORIES		11	5	31%	16
COLLIER COUNTY JAIL		16			16
MIRIMUS INC		1	15	94%	16
PANAMA CITY VITAS HOSPICE		16			16
REHAB AND HEALTHCARE CENTER OF CAPE CORAL		16			16
PRO HEALTH FAMILY PHYSICIANS, NYSTROM		16			16
VICK STREET MANOR		16			16
ST AUGUSTINE PLANTATION		1	15	94%	16
ST VINCENTS PRIMARY CARE		12	4	25%	16
MASSACHUSETTS GENERAL HOSPITAL		1	15	94%	16
CRUCIAL CARE		10	6	38%	16
MILLENNIUM PHYSICIAN GRP LLC NAPLES PINE RIDGE			16	100%	16
TRINITY MEDICAL ASSOCIATES LLC			16	100%	16
ALL FLORIDA FAMILY & SPORTS MEDICINE		15	1	6%	16
DARDEN WELLNESS CENTER		13	3	19%	16
NOVANT HEALTH GOHEALTH URGENT CARE-HARRISBURG		8	8	50%	16
MINUTECLINIC DIAGNOSTIC OF ILLINOIS L		14	2	13%	16
CLEVELAND CLINIC FLORIDA		1	15	94%	16
CRESTVIEW IMMEDIATE CARE LL			16	100%	16
ST CATHERINE OF SIENA HOSPITAL		14	2	13%	16
ADVENT HEALTH - ZEPHYRHILLS			16	100%	16
STATEN ISLAND UNIVERSITY HOSPITAL		15	1	6%	16
Lab MSMC Hialeah			16	100%	16
XERA MED RESEARCH			16	100%	16

COVID-19: testing by laboratory

Data through Feb 11, 2021 verified as of Feb 12, 2021 at 09:25 AM

Data in this report are provisional and subject to change.

The numbers in the table below represent the number of Florida and non-Florida residents for whom test results were received by the Department of Health. A person can be tested by more than one laboratory and can have both positive and negative results. **Therefore, the sum of the numbers in each column will be larger than the total number of people tested.**

Reporting lab	Inconclusive	Negative	Positive	Percent positive	Total
URGENT CARE CLINIC OF LINCOLN		14	2	13%	16
Citymd Of Lacey		14	2	13%	16
CLEVELAND CLINIC			16	100%	16
ST JOSEPHS HOSPITAL SOUTH HOSPITAL			16	100%	16
NORTHWEST FLORIDA SLEEP		1	15	94%	16
CAREHERE- LCS LEESBURG			16	100%	16
BONIFAY NURSING AND REHABILITATION CENTER			16	100%	16
MINUTECLINIC DIAGNOSTIC MEDICAL GROUP		15	1	6%	16
SANFORD PEDIATRIC ASSOCIATES, PA		14	2	13%	16
JOSEPH MIGNOGNA		13	3	19%	16
INN AT LAKE SEMINOLE SQUARE, THE		16			16
INTERNAL MEDICINE ASSOCIATES & SPECIALTIES INC		15	1	6%	16
STARLING AT NOCATEE			16	100%	16
FLORIDA HOSPITAL WINTER GARDEN		14	2	13%	16
PRATTVILLE BAPTIST HOSPITAL		12	3	20%	15
AJU GEORGE MD PA			15	100%	15
AUBURN COMMUNITY HOSPITAL		13	2	13%	15
MULBERRY'S MOBILE PROVIDER SERVICES LLC		1	14	93%	15
COLLEGE POINT URGENT CARE		13	2	13%	15
EXPRESS FAMILY CARE LLC			15	100%	15
BOCA SIMON LAB		1	14	93%	15
FLORIDA DEPARTMENT OF HEALTH IN HILLSBOROUGH COUNTY		1	14	93%	15
CORE LABORATORY		1	14	93%	15
MEDEXPRESS URGENT CARE, MOON TOWNSHIP		14	1	7%	15
BAPTIST MEMORIAL HEALTH CARE		13	2	13%	15
ST LUCIE COUNTY JAIL		9	6	40%	15
MILTON 4707		15			15
PATHLINE			15	100%	15
Astoria Health and Rehab		15			15
EAR NOSE & THROAT ASSOCIATES OF MANATEE PA		15			15
ORLANDO HEALTH		2	13	87%	15
MINUTECLINIC, LLC, DBA MINUTECLINIC #5		12	3	20%	15
MINUTECLINIC DIAGNOSTICS MEDICAL GROUP		14	1	7%	15
MINUTECLINIC MINUTECLINIC #8746		14	1	7%	15
DIATHERIX		13	2	13%	15
COMMUNITY HEALTH OF SOUTH FLORIDA INC			15	100%	15
SINAI HOSPITAL OF BALTIMORE		15			15
ENCOMPASS HEALTH REHABILITATION HOSPITAL OF PANAMA CITY		10	5	33%	15
BESSENT ROAD GROUP HOME		15			15
BAYCARE MEDICAL GROUP INC			15	100%	15
BAYLOR GENETICS		6	9	60%	15
BVL PEDIATRICS		14	1	7%	15
BAPTIST MEDICAL CENTER EAST		11	4	27%	15
Floralia Health and Rehabilitation, LLC		14	1	7%	15
BLOUNT MEMORIAL HOSPITAL		13	2	13%	15
WALK IN URGENT CARE			15	100%	15

COVID-19: testing by laboratory

Data through Feb 11, 2021 verified as of Feb 12, 2021 at 09:25 AM

Data in this report are provisional and subject to change.

The numbers in the table below represent the number of Florida and non-Florida residents for whom test results were received by the Department of Health. A person can be tested by more than one laboratory and can have both positive and negative results. **Therefore, the sum of the numbers in each column will be larger than the total number of people tested.**

Reporting lab	Inconclusive	Negative	Positive	Percent positive	Total
TELEVISIT MALABAR PEDIATRICS		5	10	67%	15
HODGES CLUSTER		2	13	87%	15
MINUTECLINIC DIAGNOSTIC OF TN PC #378		14	1	7%	15
KESHAV RX LLC		13	2	13%	15
URGENT TEAM		12	3	20%	15
TMH FSU RAPID LABORATORY		2	13	87%	15
JOSEF SCHENKER MD PC DBA CENTERS URGENT		14	1	7%	15
FAMILY CARE CENTER OF ARLINGTON		10	5	33%	15
EASTLAKE PEDIATRICS - TRINITY		15			15
ABSOLUTE HEALTH INTERNAL MEDICINE AND PEDIATRICS		12	3	20%	15
HOLLEY-NAVARRE MEDICAL CLINIC		5	10	67%	15
MEADOWCREST MOLECULAR DIAGNOSTICS, LLC			15	100%	15
GLEN OAKS URGENT CARE		15			15
BREVARD HEALTH ALLIANCE INC, THE		9	5	36%	14
MEADOWCREST FAMILY PHYSICIANS PA			14	100%	14
BOCA SIMON		2	12	86%	14
BENTLEY CARE CENTER		14			14
DAVITA DIALYSIS		4	10	71%	14
CALLAWAY CLINIC		9	5	36%	14
OPIS ISLAND LAKE CENTER		13	1	7%	14
ST CLOUD MEDICAL GROUP		12	2	14%	14
COMMUNITY HEALTH OF SOUTH FLORIDA			14	100%	14
MEDEMERGE		13	1	7%	14
BENTON HOUSE OF PORT ORANGE		8	6	43%	14
SIDDH INC DBA SAN CARLOS PHARMACY		12	2	14%	14
AR ANESTHESIA LLC		13	1	7%	14
AIR, LAND & SEA PHYSICALS & CONSULTATIONS, LLC		13	1	7%	14
UC HEALTH UNIVERSITY HOSPITAL		11	3	21%	14
PALM BEACH GARDENS MEDICAL CENTER			14	100%	14
NORTHWEST FLORIDA ENT, PA		5	9	64%	14
AMERICAN HEALTH ASSOCIATES INC		1	13	93%	14
MI CASA DORADA ASSISTED LIVING FACILIT		14			14
ARDEN COURTS OF PALM HARBOR			14	100%	14
CUSTEAD CARE CENTER HAVEN HOSPICE		12	2	14%	14
ST JOSEPH HOSPITAL		13	1	7%	14
Belleair Healthcare Center		8	6	43%	14
SIGMUND LABS LLC		14			14
COMMUNITY HOME HEALTH CARE		14			14
Terrace of Jacksonville			14	100%	14
NORTHWESTERN MEMORIAL HOSPITAL			14	100%	14
AESTHETIC SURGERY CENTER OF WINTER PARK, THE		13	1	7%	14
SOUTHEASTERN UNIVERSITY INC		14			14
ADVENT HEALTH - KISSIMMEE		4	10	71%	14
RIVERSIDE COTTAGES AT THE SHORES, LLC			14	100%	14
STATMED OCALA			14	100%	14
HEALTHFIRST ADVENT HEALTH CENTRA CARE COCOA BEACH			14	100%	14

COVID-19: testing by laboratory

Data through Feb 11, 2021 verified as of Feb 12, 2021 at 09:25 AM

Data in this report are provisional and subject to change.

The numbers in the table below represent the number of Florida and non-Florida residents for whom test results were received by the Department of Health. A person can be tested by more than one laboratory and can have both positive and negative results. **Therefore, the sum of the numbers in each column will be larger than the total number of people tested.**

Reporting lab	Inconclusive	Negative	Positive	Percent positive	Total
EPIPHANY HEALTH		8	6	43%	14
ENT AND ALLERGY ASSOCIATES OF FLORIDA LLC		13	1	7%	14
TALLAHASSEE PRIMARY CARE ASSOCIATES PA		12	2	14%	14
ALAN L MELOTEK MD		14			14
POLK CHD BARTOW		13	1	7%	14
SOUTHEASTERN LABORATORY			14	100%	14
BASSETTI & ASSOCIATES, MD, PA			14	100%	14
LAKELAND HILLS CENTER		7	7	50%	14
FORT HAMILTON URGENT CARE		14			14
Consulate Health Care of Jacksonville			14	100%	14
SANDALWOOD NURSING CENTER		14			14
INDIANA STATE DEPARTMENT OF HEALTH		1	13	93%	14
The Evangelical Lutheran Good Samaritan Society		14			14
FAMILY CARE			14	100%	14
GRACE WELLNESS CENTER		3	11	79%	14
DOCTORS MEDICAL CENTER OF WALTON COUNTY CLINIC			14	100%	14
SONORAN DESERT PATHOLOGY ASSOCIATES			14	100%	14
OPTIONS FOR SENIORS INC DBA PALM KREST MANOR		12	2	14%	14
LAKE HOWARD HEIGHTS	1	11	2	14%	14
HUDSON VALLEY HOSPITAL CENTER LABORATORY		13	1	7%	14
UNIVERSITY HOSPITAL UC HEALTH		9	4	31%	13
MINUTECLINIC DIAGNOSTIC OF LOUISIANA		12	1	8%	13
CAREATC			13	100%	13
DYNAMIC DNA LAB		1	12	92%	13
BAYA URGENT CARE LLC		1	12	92%	13
SHELBY COUNTY HEALTH CARE CORPORATION		10	3	23%	13
AVALON MEDICAL WALK IN CLINIC			13	100%	13
ESCAMBIA COMMUNITY CLINIC		2	11	85%	13
OAKMONTE VILLAGE OF DAVIE			13	100%	13
VALDOSTA FAMILY MEDICINE		1	12	92%	13
SHERMAN-ABRAMS LABORATORY INC		10	3	23%	13
BELLEVUE HOSPITAL CENTER DEPARTMENT		13			13
COMPREHENSIVE CHILDCARE ASSOCIATES		8	5	38%	13
A AND R RESEARCH GROUP LLC		10	3	23%	13
LAKEWOOD RANCH MEDICAL CENTER CLINICAL LAB			13	100%	13
MAINSTREET FAMILY SELECT		1	12	92%	13
TREASURE COAST URGENT CARE			13	100%	13
BROOKLYN HOSPITAL CENTER DOWNTOWN CAMPUS		13			13
VILLA OF KINGS AND QUEENS OF DELRAY		13			13
MINUTECLINIC #8699		10	3	23%	13
HARBOR CHASE OF JACKSONVILLE			13	100%	13
PREMIER LABORATORY SERVICES, LLC		5	8	62%	13
TREASURE COAST PEDIATRICS PA		10	3	23%	13
Sunnyside Care Center		13			13
PULSE & REMEDY LLC			13	100%	13
PHELPS HOSPITAL LABORATORY		11	2	15%	13

COVID-19: testing by laboratory

Data through Feb 11, 2021 verified as of Feb 12, 2021 at 09:25 AM

Data in this report are provisional and subject to change.

The numbers in the table below represent the number of Florida and non-Florida residents for whom test results were received by the Department of Health. A person can be tested by more than one laboratory and can have both positive and negative results. **Therefore, the sum of the numbers in each column will be larger than the total number of people tested.**

Reporting lab	Inconclusive	Negative	Positive	Percent positive	Total
MELBOURNE FAMILY PRACTICE		12	1	8%	13
MINUTECLINIC DIAGNOSTIC OF TN, PC 6438		11	2	15%	13
BAY COUNTY HEALTH DEPARTMENT		11	2	15%	13
SOUTHEAST FAMILY HEALTHCARE CENTER			13	100%	13
STAT MEDICAL CLINIC III INC		8	5	38%	13
CROSS CARE CENTER			13	100%	13
ORLANDO CLINICAL RESEARCH CENTER		11	2	15%	13
ADVENTHEALTH MEDICAL GROUP PULMONOLOGY		11	2	15%	13
PARKWEST MEDICAL CENTER		11	2	15%	13
LUCID DIAGNOSTICS LABS			13	100%	13
STEINHATCHEE DRUGS		10	3	23%	13
MINUTECLINIC DIAGNOSTIC OF TN PC #566		11	2	15%	13
GLENBROOKE AT PALM BAY			13	100%	13
IN-OFFICE LAB		12	1	8%	13
FORT WALTON BEACH DEVELOPMENTAL CENTER		12	1	8%	13
ROCKLEDGE		3	10	77%	13
MONTEFIORE ST LUKE'S CORNWALL HOSPITAL		10	3	23%	13
ORANGE REGIONAL MEDICAL CENTER LABORATORY		10	3	23%	13
ST ANTHONY'S HOSP PATIENT CARE SERVICE			13	100%	13
ELTINGVILLE CIRCLE URGENT CARE		13			13
ST ANTHONYS PRIMARY CARE LLC/JACKSON STREET			13	100%	13
EAR NOSE AND THROAT ASSOCIATES OF MANATEE, P.A.		10	3	23%	13
MINUTECLINIC DIAGNOSTIC OF MICHIGAN PC		12	1	8%	13
NORTHWEST FLORIDA COMMUNITY HOSPITAL 3RD FLOOR		12	1	8%	13
CITRUS CARE CLINIC			13	100%	13
BRYAN WHITFIELD MEMORIAL HOSPITAL		8	5	38%	13
GENEXPERT			13	100%	13
FLORIDA STATE HOSPITAL			13	100%	13
UNIVERSITY LAB			13	100%	13
ANYLABTESTNOW			13	100%	13
CVS MINUTE CLINIC DIAGNOSTIC OF TEXAS LLC		10	3	23%	13
PBSO WEST PALM FAMILY PRACTICE		1	12	92%	13
CLINICAL LABORATORY SERVICES			13	100%	13
PRIMARY CARE WALK IN CLINIC PLLC			13	100%	13
VRL EUROFINS - HAWAII		13			13
HORIZON MEDICAL GROUP		11	2	15%	13
ADVENT HEALTH - WINTER HAVEN		7	6	46%	13
MEDEXPRESS URGENT CARE - ROBINSON TWP, STEUBENVILLE PIKE		11	2	15%	13
BROOKDALE DELAND			13	100%	13
INTERMOUNTAIN CENTRAL LAB		1	12	92%	13
ORCHID COVE		3	10	77%	13
PROHEALTH CARE ASSOCIATES MOBILE		10	3	23%	13
PRIMARY CARE MEDICINE	1	10	2	15%	13
WORLD WRESTLING ENTERTAINMENT			12	100%	12
Lady Lake Specialty Care			12	100%	12
STEWART MELBOURNE HOSPITAL, INC	1		11	92%	12

COVID-19: testing by laboratory

Data through Feb 11, 2021 verified as of Feb 12, 2021 at 09:25 AM

Data in this report are provisional and subject to change.

The numbers in the table below represent the number of Florida and non-Florida residents for whom test results were received by the Department of Health. A person can be tested by more than one laboratory and can have both positive and negative results. **Therefore, the sum of the numbers in each column will be larger than the total number of people tested.**

Reporting lab	Inconclusive	Negative	Positive	Percent positive	Total
APPLE DIAGNOSTICS LAB		5	7	58%	12
MIRACLE ALF INC		12			12
KINDRED HOSPITAL OCALA		10	2	17%	12
TNC WALK IN CLINIC		9	3	25%	12
CRANES VIEW LODGE			12	100%	12
MINUTECLINIC DIAGNOSTIC OF TN PC #6435		12			12
PANCARE HEALTH - WEWA ELEMENTARY			12	100%	12
VERITAS RESEARCH CORP			12	100%	12
LONG ISLAND JEWISH VALLEY STREAM		12			12
MINUTECLINIC, LLC, DBA MINUTECLINIC #2544		11	1	8%	12
NAPLES GREEN VILLAGE		12			12
WALGREEN		4	8	67%	12
ST VINCENT'S URGENT CARE		9	3	25%	12
WOODLAND TOWERS		6	6	50%	12
MEDEXPRESS URGENT CARE-ALTOONA		10	2	17%	12
MINUTE CLINIC DIAGNOSTIC OF VIRGINIA, LLC		12			12
CVS TN5639POCT FARRAGUT		10	2	17%	12
GNT ASSOCIATES		11	1	8%	12
SOMA MEDICAL CENTER, P.A.			12	100%	12
HIGHLANDS COUNTY FIRE RESCUE		12			12
NATIONAL GENETICS INST LABCORP		4	8	67%	12
MI2297090CV HOLLAND-23D2189684		12			12
HAVEN HOSPICE			12	100%	12
WACO HHSSURGEWACO	1	10	1	8%	12
TLC FAMILY CARE HOME INC		12			12
SOMA MEDICAL CENTER # 4		2	10	83%	12
SUMMIT ATLANTIC SURGERY CENTER		12			12
OHIO STATE UNIVERSITY MEDICAL CENTER			12	100%	12
BROOKDALE CITRUS			12	100%	12
MC DIAGNOSTIC OF CONNECTICUT, PC #775		11	1	8%	12
ORMOND MEDICAL ARTS		3	9	75%	12
LAB UNKNOWN		1	11	92%	12
ST PETER'S UNIVERSITY HOSPITAL		9	3	25%	12
BROWARD DIALYSIS			12	100%	12
GEORGE W FERGUSON MD-CONCIERGE MEDICAL SERVICES PL		11	1	8%	12
MERCY MEDICAL CENTER		5	7	58%	12
FLORIDA DEPT OF HEALTH		4	8	67%	12
INNOVATIVE RESEARCH OF WEST FLORIDA		9	3	25%	12
NOVALIFE MEDSPA			12	100%	12
BAPTIST PRIMARY CARE PONTE VEDRA		6	6	50%	12
ACADIAN DIAGNOSTIC LABORATORIES		8	4	33%	12
MORTON PLANT MEASE			12	100%	12
MERIDIAN AT WATERWAYS, THE		10	2	17%	12
FAMILY MEDICINE AT LONGWOOD			12	100%	12
FHCP-PORT ORANGE		3	9	75%	12
IREPERTOIRE_MOL_LAB		12			12

COVID-19: testing by laboratory

Data through Feb 11, 2021 verified as of Feb 12, 2021 at 09:25 AM

Data in this report are provisional and subject to change.

The numbers in the table below represent the number of Florida and non-Florida residents for whom test results were received by the Department of Health. A person can be tested by more than one laboratory and can have both positive and negative results. **Therefore, the sum of the numbers in each column will be larger than the total number of people tested.**

Reporting lab	Inconclusive	Negative	Positive	Percent positive	Total
COLLIER COUNTY HEALTH DEPT.		7	5	42%	12
MINUTECLINIC DIAGNOSTIC OF TN, PC 374		8	4	33%	12
PARROTT MEDICAL CLINIC			12	100%	12
Grand Villa of Deerfield Beach		10	2	17%	12
GLEN OAKS HEALTH AND REHABILITATION CENTER			12	100%	12
ACCESS HEALTH CARE PHYSICIANS LLC		4	8	67%	12
MEDEXPRESS URGENT CARE - TIMBERLAKE		11	1	8%	12
SUWANNEE COUNTY JAIL		11	1	8%	12
LIFE CARE OF PORT SAINT LUCIE		3	9	75%	12
FLORIDA PRESBYTERIAN HOMES INC		11	1	8%	12
METHODIST MEDICAL CENTER		9	3	25%	12
JFK MEDICAL CENTER NORTH LAB		1	11	92%	12
THE PLAZA AT PARKSQUARE		12			12
LEON CHD		12			12
BIOTECH CLINICAL LABORATORIES, INC.		1	10	91%	11
AIM LABORATORIES			11	100%	11
45TH 1		11			11
WEEMS MEDICAL CENTERS		7	4	36%	11
ENCOMPASS HOME HEALTH OF THE SOUTHEAST LLC		11			11
INTERIM HEALTHCARE OF NORTHWEST FLORIDA INC		10	1	9%	11
NORTHERN WESTCHESTER HOSPITAL LABORATORY		9	2	18%	11
St Joseph's Hospital & Medical Center		10	1	9%	11
CVS MINUTE CLINIC, LLC		9	2	18%	11
DESOTO HEALTH AND REHAB LLC		7	4	36%	11
PINELLAS COUNTY HEALTH DEPARTMENT		2	9	82%	11
REDMED CLINIC OF ARLINGTON		10	1	9%	11
UNIVERSITY CENTRA CARE		10	1	9%	11
Rosewood Healthcare and Rehabilitation Center		5	6	55%	11
WATSON HEALTHCARE		8	3	27%	11
EMERALD COAST PEDIATRICS			11	100%	11
MEDICAL CENTER AFFILIATES WEST PALM			11	100%	11
FAMILY MEDICINE AT HUNTERS CREEK		11			11
MOUNT DORA PEDIATRICS		9	2	18%	11
MEDI STATION			11	100%	11
ILLINOIS DEPT OF PUBLIC HEALTH LAB - SPRINGFIELD			11	100%	11
St. Annes Nursing Center, St. Annes Residence, Inc.		11			11
CARENOW URGENT CARE-WEST END		7	4	36%	11
TROPICANA		5	6	55%	11
GAMMA DIAGNOSTIC LAB LLC			11	100%	11
SARASOTA - ROBERT L TAYLOR COMMUNITY CENTER		1	10	91%	11
MHHS All Lab Subsection		11			11
DMH STEINHATCHEE FAMILY MEDICINE		8	3	27%	11
TELEVISIT PALM BAY FAMILY PRACTICE		9	2	18%	11
ELITE HOME HEALTH SERVICES		11			11
FIRST CHOICE PEDIATRICS WINTER SPRINGS		10	1	9%	11
ADVENTHEALTH MEDICAL GROUP PEDIATRICS AT		2	9	82%	11

COVID-19: testing by laboratory

Data through Feb 11, 2021 verified as of Feb 12, 2021 at 09:25 AM

Data in this report are provisional and subject to change.

The numbers in the table below represent the number of Florida and non-Florida residents for whom test results were received by the Department of Health. A person can be tested by more than one laboratory and can have both positive and negative results. **Therefore, the sum of the numbers in each column will be larger than the total number of people tested.**

Reporting lab	Inconclusive	Negative	Positive	Percent positive	Total
BAPTIST URGENT CARE		10	1	9%	11
WANTAGH URGENT CARE		8	3	27%	11
CARE FAST MURABELLA		7	4	36%	11
PRIMECARE AT PORT ORANGE			11	100%	11
ADVENTIST HEALTH SYSTEM FLORIDA DEPT OF HEALTH		7	4	36%	11
NIGHT LITE PEDIATRICS CENTER, LLC		1	10	91%	11
BRILLIANCE ASSISTED LIVING			11	100%	11
PALM BEACH PATHOLOGY		9	2	18%	11
SEMOREAN FAMILY HEALTH LLC		10	1	9%	11
FAMILY PRACTICE ON THE GO		6	5	45%	11
ARNOT OGDEN MEDICAL CENTER LABORATORY		11			11
MIDNIGHT MEDICINE			11	100%	11
GADSDEN REGIONAL MEDICAL CENTER		11			11
GRAND VILLA OF NEW PORT RICHEY		6	5	45%	11
ADEPT INPATIENT MEDICAL SERVICES PC		11			11
MAIN STREET MEDICAL CENTER OF CRESTVIEW PA		1	10	91%	11
GENESIS		7	4	36%	11
WELLMED AT SOUTH PARSONS		9	2	18%	11
ALCOVE ASSISTED LIVING FACILITY		11			11
WINTER PARK CARE AND REHABILITATION			11	100%	11
Grand Villa of Clearwater		9	2	18%	11
WHITE-WILSON MEDICAL CENTER		11			11
FLORIDA MEDICAL CLINIC IM MLK		9	2	18%	11
THE TERRACE OF SAINT CLOUD		9	2	18%	11
LEHIGH VALLEY HOSPITAL		3	8	73%	11
AVENTURA HOSPITAL AND MEDICAL CENTER			11	100%	11
Hackensack Umc Mountainside		10	1	9%	11
CULINARY INSTITUTE OF AMERICA STUDENT	3	8			11
MINUTECLINIC DIAGNOSTIC OF LOUISIANA,		10	1	9%	11
SURGERY CENTER OF CORAL GABLES LLC,THE		9	2	18%	11
ADVENTHEALTH MEDICAL GROUP CARE CLINIC AT		8	3	27%	11
CORNER OAK ESTATE LLC		11			11
SENIOR HOME CARE INC		11			11
CARINGTON MANOR		11			11
UMHC/SYLVESTER AT KENDALL		1	10	91%	11
SAMARITAN MEDICAL CENTER		11			11
MEDEXPRESS URGENT CARE - SEMINOLE SQUA		10	1	9%	11
VIRTUA WEST JERSEY HOSPITAL VOORHEES		9	2	18%	11
CARLOS PORTU MD, PLLC			11	100%	11
PRIMECARE ACQUISITION FAMILY PRACTICE INC		11			11
WEEMS MEMORIAL HOSPITAL		7	4	36%	11
MINUTECLINIC DIAGNOSTIC OF TN, PC 4992		10			10
CREATIVE TESTING SOLUTIONS		3	7	70%	10
MEDEXPRESS URGENT CARE- MARYLAND		9	1	10%	10
TENNESSEE DEPARTMENT OF HEALTH (TDH) - CENTRAL LABORATORY		2	8	80%	10
ADVENTHEALTH MEDICAL GROUP		9	1	10%	10

COVID-19: testing by laboratory

Data through Feb 11, 2021 verified as of Feb 12, 2021 at 09:25 AM

Data in this report are provisional and subject to change.

The numbers in the table below represent the number of Florida and non-Florida residents for whom test results were received by the Department of Health. A person can be tested by more than one laboratory and can have both positive and negative results. **Therefore, the sum of the numbers in each column will be larger than the total number of people tested.**

Reporting lab	Inconclusive	Negative	Positive	Percent positive	Total
NORTON HEALTHCARE			10	100%	10
MEYER PEDIATRICS CHTD		10			10
VASCONCELLO COHEN MD PA		9	1	10%	10
CONSULATE HEALTH CARE OF PENSACOLA			10	100%	10
CARENOW URGENT CARE - EAST NASHVILLE		8	2	20%	10
OPTIMAL CARE PEDIATRICS			10	100%	10
EMERALD COAST HOSPICE - CRESTVIEW		10			10
PLYMOUTH HARBOR INCORPORATED		9	1	10%	10
VETERNANS ADMINISTRATION			10	100%	10
HIGH TOWER ALF LLC		9	1	10%	10
RED MOUNTAIN DIAGNOSTICS		10			10
COVANCE CENTRAL LABORATORY			10	100%	10
FLEMING ISLAND CENTER FOR CLINICAL RESEARCH		10			10
BEAUMONT LABORATORY			10	100%	10
WELLMED AT PORT ST LUCIE WEST		6	4	40%	10
BAPTIST HEALTH			10	100%	10
BOCA RATON REGIONAL HOSPITAL LAB			10	100%	10
FLORIDA MEDICAL CLINIC - MULTI SPECIALTY CAMPUS		2	8	80%	10
AMBRY GENETICS CORPORATION		10			10
MOLECULAR PATHOLOGY LABORATORY			10	100%	10
FORT PIERCE FAMILY CARE INC		4	6	60%	10
LAKE NONA MEDICAL SERVICES		3	7	70%	10
MONTEFIORE MEDICAL CENTER LABORATORIES - WEILER		7	3	30%	10
BROWARD HEALTH CARE			10	100%	10
CBC LAB		3	7	70%	10
STATEN ISLAND UNIVERSITY HOSPITAL SEGUINE AVE		9	1	10%	10
VITALANT		1	9	90%	10
VIERA FAMILY MEDICINE AND WELLNESS		6	4	40%	10
APPALACHIAN REGIONAL HEALTHCARE SYSTEM		10			10
NORTH OKALOOSA PHYSICIAN GROUP		10			10
MINUTECLINIC DIAGNOSTIC OF TN PC #6415		9	1	10%	10
COMMUNITY HEALTH CENTER		2	8	80%	10
Grand Villa of Dunedin		4	6	60%	10
DES PLAINES CLINICAL LAB		3	7	70%	10
THE VILLAGES HEALTH		5	5	50%	10
Lehigh Acres Health and Rehabilitation			10	100%	10
ESTATES MEDICAL CENTER INC			10	100%	10
TMH PHYSICIAN PARTNERS - MONTICELLO		8	2	20%	10
JOHN W NORRIS III MD PA	1		9	90%	10
MINUTECLINIC DIAGNOSTIC OF TN PC #320		9	1	10%	10
SUPERIOR RESIDENCES OF CLERMONT		2	8	80%	10
YORKVILLE PEDIATRIC URGENT CARE		10			10
RPC@HODGES		2	8	80%	10
SAVANNAH MANOR ASSISTED LIVING COMMUNITY			10	100%	10
NOT INDICATED		1	9	90%	10
MULBERRY CARE CENTER		7	3	30%	10

COVID-19: testing by laboratory

Data through Feb 11, 2021 verified as of Feb 12, 2021 at 09:25 AM

Data in this report are provisional and subject to change.

The numbers in the table below represent the number of Florida and non-Florida residents for whom test results were received by the Department of Health. A person can be tested by more than one laboratory and can have both positive and negative results. **Therefore, the sum of the numbers in each column will be larger than the total number of people tested.**

Reporting lab	Inconclusive	Negative	Positive	Percent positive	Total
PANCARE HEALTH - VERNON ELEMENTARY			10	100%	10
MEDEXPRESS URGENT CARE - LAFAYETTE		9	1	10%	10
MISSOURI DEPARTMENT OF HEALTH AND SENIOR SERVICES			10	100%	10
MEDEX REGIONAL LABORATORIES LLC		1	9	90%	10
VENICE GREEN VILLAGE		3	7	70%	10
LUXOR SCIENTIFIC LLC		1	9	90%	10
CVS NC187POCT CHARLOTTE		10			10
NEWPATH DIAGNOSTICS		5	5	50%	10
URGENT CARE CENTER AT PINNACLE		4	6	60%	10
CORONA PATHOLOGY		10			10
MEDEXPRESS URGENT CARE-KATY		7	3	30%	10
CLINIC OF PEDIATRICS & GI MEDICINE INC			10	100%	10
MEDEXPRESS URGENT CARE CHARLESTON		6	4	40%	10
ASHRAF MEDICAL GROUP PLLC DBA PULSE M		9	1	10%	10
ORLANDO ORTHOPAEDIC OUTPATIENT SURGERY CENTER LLC		7	3	30%	10
ADVANCED URGENT CARE CENTER			10	100%	10
Westchester General Hospital			10	100%	10
MED LABS DIAGNOSTICS		5	5	50%	10
NEW JERSEY DEPARTMENT OF HEALTH COMMUNICABLE DISEASE SERVICE		3	7	70%	10
ASSOCIATES MD CYPRESS CREEK			10	100%	10
MORTON PLANT NORTH BAY HOSPITAL			10	100%	10
LAKE BALDWIN CBOC		9	1	10%	10
PBC PREMIER FAMILY HEALTH			10	100%	10
Hialeah Nursing And Rehabilitation Center		6	4	40%	10
RIVERWOOD CENTER,THE			10	100%	10
MOSOLF PEDIATRICS			10	100%	10
Maury Regional Hospital		6	4	40%	10
AMERICAN HOUSE FORT MYERS		10			10
ALABAMA DEPARTMENT OF PUBLIC HEALTH		1	9	90%	10
URGENT CARE OF NEW YORK		10			10
CROSSROADS URGENT CARE, PLLC		10			10
MEDEXPRESS URGENT CARE PARKERSBURG		8	2	20%	10
KIDSVILLE PEDIATRICS			10	100%	10
ONEIDA HEALTHCARE CENTER		8	2	20%	10
HCR MANORCARE		10			10
BROOKDALE PANAMA CITY		9	1	10%	10
PRORENATA LABS		2	8	80%	10
URGENT CARE USA LLC		1	9	90%	10
ISLAND COAST PEDIATRICS IN-HOUSE LAB		10			10
PPD - IXLAYER		9	1	10%	10
BLOCK NATION CHASE		4	6	60%	10
HOPE HEALTHCARE		10			10
MEDICAL LABORATORY DIAGNOSTICS			10	100%	10
ACCESS PHARMACY		10			10
CVS MINUTE CLINIC DIAGNOSTIC OF TEXAS, LLC		9			9
GLADES COUNTY DETENTION CENTER			9	100%	9

COVID-19: testing by laboratory

Data through Feb 11, 2021 verified as of Feb 12, 2021 at 09:25 AM

Data in this report are provisional and subject to change.

The numbers in the table below represent the number of Florida and non-Florida residents for whom test results were received by the Department of Health. A person can be tested by more than one laboratory and can have both positive and negative results. **Therefore, the sum of the numbers in each column will be larger than the total number of people tested.**

Reporting lab	Inconclusive	Negative	Positive	Percent positive	Total
ACCESS HOME HEALTH OF FLORIDA LLC		9			9
CHILDREN'S HEALTHCARE OF ATLANTA/EGLESTON		9			9
AVALON FAMILY RESORT ASSISTED LIVING LLC		9			9
MIAMI BEACH MEDICAL GROUP LLC			9	100%	9
FAMILY PRACTICE OF DAVIE INC			9	100%	9
MEDLAB ASSOCIATES LLC		9			9
ANY LAB TEST NOW INC			9	100%	9
CHILDREN'S HEALTH CENTER INC.		7	2	22%	9
PALM BAY FAMILY PRACTICE		4	5	56%	9
ROSECASTLE			9	100%	9
Solaris Healthcare Pensacola			9	100%	9
ADVENT HEALTH - FOUR CORNERS ER		8	1	11%	9
PRIMARY CARE SPECIALISTS OF ORLANDO LLC		7	2	22%	9
NIGHT OWL PEDIATRICS URGENT CARE			9	100%	9
Consulate Health Care of Brandon		7	2	22%	9
BUENA VIDA ESTATES			9	100%	9
PEDIATRIC HEALTH CARE ALLIANCE			9	100%	9
NATURE COAST REGIONAL MEDICAL CENTER			9	100%	9
MOBILE RESPONSE DIAGNOSTICS LLC		8	1	11%	9
ADVENTHEALTH MEDICAL GROUP MULTISPECIALTY			9	100%	9
HUNTINGTON URGENT CARE		8	1	11%	9
Manor Care of Dunedin		6	3	33%	9
CVS MO8590POCT KANSAS CITY		5	4	44%	9
SAMARITAN HOSPITAL LABORATORY		8	1	11%	9
WESTCHESTER GENERAL HOSPITAL BLOOD GAS LAB			9	100%	9
NORTHWEST FLORIDA COMMUNITY HOSPITAL LABORATORY		8	1	11%	9
CVS MINUTE CLINIC DIAGNOSTIC OF WISCONSIN		9			9
A LILIKO'I PHARMACY LLC		9			9
FLORIDA DEPARTMENT OF HEALTH WASHINGTON COUNTY		4	5	56%	9
CVS MINUTE CLINIC DIAGNOSTIC PA		7	2	22%	9
UNIVERSITY MEDICAL CENTER		8	1	11%	9
UNAVAILABLE/UNKNOWN/NO INFORMATION FOUND			9	100%	9
NORTHSHORE UNIVERSITY HEALTHSYSTEM EVANSTON HOSPITAL LAB			9	100%	9
PRECISION GENETICS			9	100%	9
CHEMISYS LABORATORIES		1	8	89%	9
OMNI			9	100%	9
RHODE ISLAND DEPARTMENT OF HEALTH			9	100%	9
CARENOW URGENT CARE-MT JULIET		8	1	11%	9
RICHMOND UNIVERSITY MEDICAL CENTER		7	2	22%	9
MAINSTREET FAMILY CARE			9	100%	9
OUR HOME AT BEACON HILL			9	100%	9
BRENNITY AT VERO BEACH, THE			9	100%	9
PATEL MEDICAL VENTURES		8	1	11%	9
BAYONET POINT HOSPITAL			9	100%	9
URGENT CARE & FAMILY PRACTICE CENTER			9	100%	9
CORNERSTONE PEDIATRICS		2	7	78%	9

COVID-19: testing by laboratory

Data through Feb 11, 2021 verified as of Feb 12, 2021 at 09:25 AM

Data in this report are provisional and subject to change.

The numbers in the table below represent the number of Florida and non-Florida residents for whom test results were received by the Department of Health. A person can be tested by more than one laboratory and can have both positive and negative results. **Therefore, the sum of the numbers in each column will be larger than the total number of people tested.**

Reporting lab	Inconclusive	Negative	Positive	Percent positive	Total
IGENEX INC		9			9
HEALTH NETWORK LABORATORIES		6	3	33%	9
WINDSOR OF GAINESVILLE		9			9
RUSSELL MEDICAL CENTER		8	1	11%	9
VITRO MOLECULAR LABORATORIES	1		8	89%	9
MONROE COUNTY HOSPITAL		6	3	33%	9
MAIMONIDES MEDICAL CENTER		6	3	33%	9
CVS HEALTH, #3396		9			9
WADSWORTH CENTER - DAVID AXELROD INSTITUTE		8	1	11%	9
METROPOLITAN CHARITIES INC		8	1	11%	9
CLAYMED OF NORTH FLORIDA			9	100%	9
GCPM MANUAL MICROBIOLOGY		1	8	89%	9
WINDSOR WOODS REHAB & HEALTHCARE CTR		8	1	11%	9
CVS NC3516POCT WINSTON SALEM		7	2	22%	9
MC DIAGNOSTIC OF CONNECTICUT PC #459		9			9
MINUTECLINIC DIAGNOSTIC OF NEW MEXICO		9			9
FLORIDA MENTOR		7	2	22%	9
MEDEXPRESS URGENT CARE MONACA		9			9
ALACHUA			9	100%	9
LAKE NONA MEDICAL SERVICE LLC		9			9
PALM BAY URGENT CARE PL		1	8	89%	9
LOREY ALF		9			9
LAKEVIEW HEALTH SYSTEMS			9	100%	9
NEMOURS CHILDREN'S PRIMARY CARE VERO BEACH			9	100%	9
MEDEXPRESS URGENT CARE - MONROE		9			9
MEDEXPRESS URGENT CARE - CHRISTIANBURG		7	2	22%	9
Signature Healthcare of Ormond		9			9
CLEVELAND TENNESSEE HOSPITAL COMPANY		8	1	11%	9
EMERGENCY MEDICAL CENTER		3	6	67%	9
CARLOS F FUSTER MD PA		9			9
MINUTE CLINIC LLC #1448		8	1	11%	9
VILLAGE PLACE HEALTH AND REHAB		9			9
MICHIGAN DEPARTMENT OF COMMUNITY HEALTH		1	8	89%	9
HAWTHORNE INN OF LAKELAND		9			9
BAYFRONT HEALTH ST PETERSBURG		8	1	11%	9
WINDSOR OF SAN PABLO, THE		6	3	33%	9
MED TECH SERVICES OF PALM BEACH INC		9			9
ADVENTIST HEALTH SYSTEM		9			9
PERSONAL PEDIATRICS PA		7	2	22%	9
CVS PHARMACY NO 274		9			9
SUMMERGATE PHARMACY		8	1	11%	9
WILTON MANORS HEALTH & REHABILITATION CENTER			9	100%	9
MEDEXPRESS URGENT CARE - PANTOPS		8	1	11%	9
ROSEMONT GARDENS INC		9			9
MIDMICHIGAN MEDICAL CENTER			9	100%	9
RIVERSIDE MEDICAL GROUP		8	1	11%	9

COVID-19: testing by laboratory

Data through Feb 11, 2021 verified as of Feb 12, 2021 at 09:25 AM

Data in this report are provisional and subject to change.

The numbers in the table below represent the number of Florida and non-Florida residents for whom test results were received by the Department of Health. A person can be tested by more than one laboratory and can have both positive and negative results. **Therefore, the sum of the numbers in each column will be larger than the total number of people tested.**

Reporting lab	Inconclusive	Negative	Positive	Percent positive	Total
ORANGE PARK PEDIATRIC ASSOCIATES		1	8	89%	9
GRAND VILLA OF ENGLEWOOD		5	4	44%	9
AZALEA HEALTH		2	7	78%	9
BIG BEND HOSPICE INC		9			9
MEDEXPRESS URGENT CARE - WINCHESTER GATEWAY		7	2	22%	9
CVS MINUTE CLINIC DIAGNOSTIC MED GRP OF CA		9			9
ESCAMBIA COUNTY JAIL DETENTION DIVISION		8	1	11%	9
MC DIAGNOSTIC OF CONNECTICUT, PC # 257		7	1	13%	8
INTERNAL MEDICINE ASSOCIATES OF JACKSON HOSPITAL			8	100%	8
ATLANTIC CONSOLIDATED LABORATORY		8			8
DOH-TAMPA BRANCH LABORATORY (MLK BLVD)		4	4	50%	8
LAB UNKNOW		6	2	25%	8
MID-HUDSON VALLEY DIVISION OF WESTCHESTER MEDICAL		8			8
DOCTOR'S IN-HOUSE LAB/COMMUNITY HEALTH CENTERS OF PINELLAS - CLEARWATE			8	100%	8
LIFE'S SPECIAL MOMENTS INC		8			8
THOMAS JEFFERSON UNIVERSITY HOSPITAL		4	4	50%	8
VITAS HEALTHCARE CORPORATION OF FL			8	100%	8
MINUTECLINIC DIAGNOSTIC OF TEXAS		7	1	13%	8
GENEUS DIAGNOSTICS			8	100%	8
MINUTECLINIC DIAGNOSTIC OF MINNESOTA		8			8
BROOKDALE CROWN POINT			8	100%	8
FLORIDA HOSPITAL PHYSICIAN GROUP		3	5	63%	8
MEDEXPRESS URGENT CARE - SALEM		4	4	50%	8
MEDEXPRESS URGENT CARE - WASHINGTON		6	2	25%	8
FOUNTAINVIEW BY FIVE STAR QUALITY CARE		7	1	13%	8
LIFE CARE CITRUS COUNTY			8	100%	8
ADVANCED RESEARCH FOR HEALTH IMPROVEMENT		6	2	25%	8
BRIDGE DIAGNOSTICS			8	100%	8
ORLANDO HEALTH PHYSICIAN ASSOCIATES		4	4	50%	8
HOLY NAME MEDICAL CENTER	1	6	1	13%	8
IU HEALTH PATHOLOGY		1	7	88%	8
DORAL URGENT CARE			8	100%	8
AFC URGENT CARE - CEDAR GROVE		8			8
THE WOLFF CENTER FOR CHILD & ADOLESCENT HEALTH			8	100%	8
DR PHILLIPS MEDICAL WELLNESS CENTER		8			8
KIMBERLY J HENDERSON MD PC		7	1	13%	8
OMEGA LABORATORIES		8			8
HARBORCHASE OF DR PHILLIPS		7	1	13%	8
SYLVESTER AT PLANTATION LABORATORY		7	1	13%	8
PUTNAM FAMILY CARE INC		3	5	63%	8
PALM BEACH CDH - DELRAY BEACH			8	100%	8
ST VINCENT'S ST CLAIR		5	3	38%	8
MINUTECLINIC, LLC, MINUTECLINIC #7637		6	2	25%	8
Sunset Lake Health and Rehabilitation Center		8			8
GRAND VILLA OF BOYNTON BEACH		8			8
GENE STREET LABORATORIES, LLC		6	2	25%	8

COVID-19: testing by laboratory

Data through Feb 11, 2021 verified as of Feb 12, 2021 at 09:25 AM

Data in this report are provisional and subject to change.

The numbers in the table below represent the number of Florida and non-Florida residents for whom test results were received by the Department of Health. A person can be tested by more than one laboratory and can have both positive and negative results. **Therefore, the sum of the numbers in each column will be larger than the total number of people tested.**

Reporting lab	Inconclusive	Negative	Positive	Percent positive	Total
SURGOINSVILLE PHARMACY		8			8
URGENT MEDICAL CENTER INC		2	6	75%	8
JACKSON CLINIC PA,THE		4	4	50%	8
MINUTECLINIC DIAGNOSTIC OF TN PC #386		7	1	13%	8
MEDEXPRESS URGENT CARE - BENTON HARBOR		8			8
MEDICANA NURSING AND REHAB CENTER			8	100%	8
DAVID LAWRENCE CENTER INC		7	1	13%	8
MC DIAGNOSTIC OF CONNECTICUT, PC #1960		8			8
ALACHUA COUNTY HEALTH DEPARTMENT		1	7	88%	8
ORLANDO ORTHOPAEDIC OUTPATIENT SURGERY CENTER		5	3	38%	8
MINUTECLINIC, LLC, #4160		5	3	38%	8
PASSPORT HEALTH OF TAMPA BAY		8			8
FLORIDA HEART AND VASCULAR MULTISPECIALTY GROUP		8			8
GOLISANO CHILDREN'S HOSPITAL OF SOUTHWEST FLORIDA		6	2	25%	8
BAPTIST OUTPATIENT			8	100%	8
FLORIDA HOSPITAL WINTER PARK		7	1	13%	8
RIVERVIEW REGIONAL MEDICAL CENTER		6	2	25%	8
EXECUTIVE MEDICAL SERVICES		8			8
URGENT TEAM MANAGEMENT OF TENNESSEE		7	1	13%	8
ST CLOUD PHYSICIAN MANAGMENT LLC		7	1	13%	8
PHASE2 LABS	2	4	2	25%	8
ALL AMERICAN URGENT CARE			8	100%	8
PUTNAM COUNTY EMERGENCY RESCUE SERVICE		5	3	38%	8
MINUTECLINIC DIAGNOSTIC OF PA, LLC (1036)		7	1	13%	8
LAKE CO SCHOOLS EMPLOYEE HEALTH & WELLNESS CENTER	1	6	1	13%	8
HARLEM HOSPITAL CENTER		7	1	13%	8
ARCHBOLD MEMORIAL HOSPITAL/LAB		3	5	63%	8
BLOOMING GARDENS OF CARE INC		8			8
BAPTIST PEDIATRICS		6	2	25%	8
INSPIRED LIVING AT PALM BAY		7	1	13%	8
FAST PACE MEDICAL CLINIC PLLC		6	2	25%	8
INTERNAL MEDICINE AND AESTHETICS OF NAPLES LLC		8			8
MONTEFIORE MEDICAL CENTER LABORATORIES - NORTH		8			8
MEDEXPRESS URGENT CARE-LATROBE		8			8
MAGNOLIA PEDIATRICS GROUP LLC			8	100%	8
ST CHARLES HOSPITAL LABORATORY		8			8
CVS MINUTE CLINIC DIAGNOSTIC		7	1	13%	8
COLLIER HMA PHYSICIAN MANAGEMENT, LLC		1	7	88%	8
FAMILY MEDICINE OF WESTON LLC			8	100%	8
KEY TRAINING CENTER			8	100%	8
SOMA MEDICAL CENTER, PA #4 FLORIDA MANGO			8	100%	8
THE MARY IMOGENE BASSETT HOSPITAL		8			8
FAMILY HEALTH CENTER AT PORT ST JOHN		4	4	50%	8
DOH JACKSONVILLE CENTRAL LABORATORY		3	5	63%	8
HEALTHMARK REGIONAL HOSPITAL LAB		4	4	50%	8
MINUTECLINIC INCORPORATE, LLC		6	2	25%	8

COVID-19: testing by laboratory

Data through Feb 11, 2021 verified as of Feb 12, 2021 at 09:25 AM

Data in this report are provisional and subject to change.

The numbers in the table below represent the number of Florida and non-Florida residents for whom test results were received by the Department of Health. A person can be tested by more than one laboratory and can have both positive and negative results. **Therefore, the sum of the numbers in each column will be larger than the total number of people tested.**

Reporting lab	Inconclusive	Negative	Positive	Percent positive	Total
CONSULATE HEALTH CARE		7	1	13%	8
MINUTE CLINIC DIAGNOSTIC OF SC, LLC #42		7	1	13%	8
JOHNS HOPKINS MEDICAL LABORATORIES		1	7	88%	8
MEDEXPRESS URGENT CARE - SWANSEA, N ILLINOIS ST		7	1	13%	8
METHODIST HOSPITAL			8	100%	8
PINELLAS PARK FIRE DEPARTMENT		8			8
COLLIER BLVD HMA PHYSICIAN MANAGEMENT,, LLC			8	100%	8
OPTUM SILVER LAKES			8	100%	8
CARENOW URGENT CARE-GREEN HILLS		8			8
LAKE CONWAY URGENT CARE LLC		2	6	75%	8
ORMOND BEACH CENTRA CARE			8	100%	8
PENSACOLA CLUSTER			8	100%	8
FLORIDA MEDICAL CL ODOM TPA		4	4	50%	8
DEPARTMENT OF HEALTH- CITRUS COUNTY		1	7	88%	8
BAYFRONT MEDICAL			8	100%	8
DOCTOR'S IN HOUSE LAB			8	100%	8
FLORIDA CLINICAL LAB		1	7	88%	8
MINUTECLINIC DIAGNOSTIC OF NORTH		7	1	13%	8
WHITE SANDS OUTPATIENT SERVICES (WSOP SERVICES LLC		8			8
NITIN BAWA PROFESSIONAL ASSOCIATES			8	100%	8
WELLIGENT		1	7	88%	8
ALLINA HEALTH - ABBOTT NORTHWESTERN HOSPITAL		5	3	38%	8
MINUTE CLINIC		1	7	88%	8
ST. JOSEPH HOSPITAL AND HEALTH CARE INC.			8	100%	8
PALM BEACH COUNTY HEALTH DEPARTMENT LABORATORY			8	100%	8
LANE PEDIATRICS PA			8	100%	8
NORTHSIDE HOSPITAL		2	6	75%	8
BENSONHURST URGENT CARE		8			8
MEDEXPRESS ELKINS		8			8
CVS NC2357POCT HUNTERSVILLE		7	1	13%	8
MINUTE CLINIC LLC #5733		8			8
JX REF LAB			8	100%	8
X-GENE MOLECULAR LABS		1	7	88%	8
HUNTINGTON VILLAGE URGENT CARE		8			8
WESTPAC LABS INC	1		7	88%	8
BEAUMONT EMERGENCY CENTER			8	100%	8
ROBERT WOOD JOHNSON HOSPITAL		7	1	13%	8
VIGILINT HEALTHCARE		5	3	38%	8
ENCOMPASS HOME HEALTH OF THE SOUTHEAST LLC		8			8
CIAN DIAGNOSTICS			8	100%	8
GULF COAST MEDICAL GROUP		2	6	75%	8
CARROLL GARDENS URGENT CARE		8			8
MEDEXPRESS URGENT CARE, BUTLER		5	3	38%	8
VETERANS AFFAIRS MEDICAL CENTER - OUTPATIENT			8	100%	8
BARTON PARKER OD PC		8			8
MADISON COUNTY HEALTH DEPARTMENT		5	3	38%	8

COVID-19: testing by laboratory

Data through Feb 11, 2021 verified as of Feb 12, 2021 at 09:25 AM

Data in this report are provisional and subject to change.

The numbers in the table below represent the number of Florida and non-Florida residents for whom test results were received by the Department of Health. A person can be tested by more than one laboratory and can have both positive and negative results. **Therefore, the sum of the numbers in each column will be larger than the total number of people tested.**

Reporting lab	Inconclusive	Negative	Positive	Percent positive	Total
THE PALMS PHARMACY, INC		7	1	13%	8
FHCP-ORANGE CITY			8	100%	8
ST JUDE LABORATORIES		6	2	25%	8
WATERFORD AT CREEKSIDE, THE			8	100%	8
HEALTHPARK MEDICAL CTR NURSING SVC		8			8
CIGNA ONSITE HEALTH LLC		2	6	75%	8
HNL LAB MEDICINE		5	2	29%	7
ORLANDO FAMILY PHYSICIANS			7	100%	7
KANSAS DEPARTMENT OF HEALTH		2	5	71%	7
CARENOW URGENT CARE-SOUTHLAKE			7	100%	7
ARTHREX MEDICAL CENTER EAST		4	3	43%	7
ADVENT HEALTH APOPKA		3	4	57%	7
ELLIS HOSPITAL LABORATORY		6	1	14%	7
BELLE GLADES HEALTH CLINIC			7	100%	7
MINUTECLINIC DIAGNOSTIC OF TN PC #6363		7			7
CVS PHARMACY #8800		5	2	29%	7
EL PARAISO HOME INC		7			7
MINUTECLINIC DIAGNOSTIC OF TN PC #5671		4	3	43%	7
MINUTECLINIC DIAGNOSTIC OF RHODE ISLAND		5	2	29%	7
OCALA FAMILY MEDICAL CENTER		7			7
PEDIATRICS OF CENTRAL FLORIDA		5	2	29%	7
Parkside Villa		7			7
GENTRY PARK ORLANDO ASSISTED LIVING		6	1	14%	7
GRAND VILLA OF PINELLAS PARK		6	1	14%	7
BOCA TOXICOLOGY LLC		5	2	29%	7
LONGWOOD PEDIATRICS LLC			7	100%	7
RICH STREET GROUP HOME			7	100%	7
VICTORIAN MANOR		2	5	71%	7
TRUE HEALTH		5	2	29%	7
VERMONT DEPARTMENT OF HEALTH		1	6	86%	7
ST. CLOUD PHARMACY AND WELLNESS CENTER		3	4	57%	7
KENDALL REGIONAL MEDICAL CNTR			7	100%	7
HOLY GARDEN ALF, INC.		7			7
MEDEXPRESS URGENT CARE - MAPLE DRIVE		7			7
MINUTECLINIC DIAGNOSTIC OF OKLAHOMA		5	2	29%	7
SOMA MEDICAL CENTER MD PA #7 PEDIATRICS			7	100%	7
Thermopolis Rehabilitation Wellness		7			7
FRUITVILLE URGENT CARE			7	100%	7
MINUTE-CLINIC DIAGNOSTIC OF VIRGINIA		6	1	14%	7
EMBRY-RIDDLE AERONAUTICAL UNIVERSITY HEALTH			7	100%	7
NEW YORK PRESBYTERIAN - LOWER MANHATTAN		7			7
MIAMI COMPREHENSIVE MEDICINE GROUP PA		4	3	43%	7
CITY OF CLEARWATER EMPLOYEE HEALTH CENTER		1	6	86%	7
BERRYHILL MANOR		7			7
GRAND VILLA OF LARGO		5	2	29%	7
COMMUNITY MEDICAL AND DENTAL CARE INC		7			7

COVID-19: testing by laboratory

Data through Feb 11, 2021 verified as of Feb 12, 2021 at 09:25 AM

Data in this report are provisional and subject to change.

The numbers in the table below represent the number of Florida and non-Florida residents for whom test results were received by the Department of Health. A person can be tested by more than one laboratory and can have both positive and negative results. **Therefore, the sum of the numbers in each column will be larger than the total number of people tested.**

Reporting lab	Inconclusive	Negative	Positive	Percent positive	Total
AVON PARK PEDIATRICS			7	100%	7
ATMORE NURSING CENTER		6	1	14%	7
LIZS ADULT CARE		7			7
MC DIAGNOSTIC OF CONNECTICUT, PC #1966		7			7
OCCUPATIONAL HEALTH CENTERS OF THE SOUTHWEST PA		6	1	14%	7
SOUTH COM HEALTH CLINIC, DEPT. OF THE ARMY		7			7
LYNMOORE,THE		7			7
NEMOURS CHILDREN'S HOSPITAL			7	100%	7
BLOOMINGDALE PEDIATRIC ASSOCIATES PA			7	100%	7
MERCY HEALTH—MUSKEGON		6	1	14%	7
UHEALTH UNIVERSITY OF MIAMI			7	100%	7
WILDLIGHT LAB			7	100%	7
BROOKDALE LAKE ORIENTA			7	100%	7
ECLRS		2	5	71%	7
CLEARWATER PEDIATRIC CARE		1	6	86%	7
FLORIDA HOSPITAL APOPKA		6	1	14%	7
ILLINOIS DEPARTMENT OF PUBLIC HEALTH			7	100%	7
MEDLABS DIAGNOSTICS		7			7
OKLAHOMA STATE DEPARTMENT OF HEALTH-PUBLIC HEALTH LABORATORY			7	100%	7
GRAND VILLA OF ORMOND BEACH		5	2	29%	7
LEMOYNE COLLEGE WELLNESS CENTER FOR		7			7
RIVER OAKS TREATMENT CENTER			7	100%	7
BOCA BIOLISTICS LLC			7	100%	7
SEA LEVEL LABS			7	100%	7
MEDEXPRESS URGENT CARE-DUBOIS		7			7
DIAGNOSTIC CLINIC		6	1	14%	7
NEW HAMPSHIRE DEPARTMENT OF HEALTH AND HUMAN SERVICES		3	4	57%	7
MINUTECLINIC DIAGNOSTIC OF TN PC #242		5	2	29%	7
ST JOSEPH WOMENS HOSPITAL			7	100%	7
JUPITER ISLAND PUBLIC SAFETY		5	2	29%	7
ADULT MEDICINE OF LAKE COUNTY INC			7	100%	7
DOTHAN PEDIATRIC CLINIC			7	100%	7
ORLANDO MEDICAL CENTER PL			7	100%	7
UNIVERSITY OF ILLINOIS VETERINARY DIAG		7			7
WALK-IN MEDICAL CARE			7	100%	7
WYOMING COUNTY COMMUNITY HOSPITAL LABORATORY		7			7
PALM POINT BEHAVIORAL HEALTH		7			7
MEDEXPRESS URGENT CARE - HOT SPRINGS		7			7
SONORA QUEST LABORATORIES			7	100%	7
MEDEXPRESS URGENT CARE - FAYETTEVILLE		5	2	29%	7
PEDIATRICS URGENT CARE, LLC			7	100%	7
BRADENTON PHYSICIANS MEDICAL CENTER			7	100%	7
FLORIDA CENTER FOR DERMATOLOGY LABORATORY			7	100%	7
FLORIDA DIGESTIVE AND LIVER SPECIALIST		7			7
SCHOOL OF PHARMACY AND PHARMACEUTICAL		7			7
MIAMI BEACH MEDICAL GROUP			7	100%	7

COVID-19: testing by laboratory

Data through Feb 11, 2021 verified as of Feb 12, 2021 at 09:25 AM

Data in this report are provisional and subject to change.

The numbers in the table below represent the number of Florida and non-Florida residents for whom test results were received by the Department of Health. A person can be tested by more than one laboratory and can have both positive and negative results. **Therefore, the sum of the numbers in each column will be larger than the total number of people tested.**

Reporting lab	Inconclusive	Negative	Positive	Percent positive	Total
CARESOUTH HHA HOLDINGS OF TALLAHASSEE LLC		7			7
NOVANT HEALTH INPATIENT CARE		2	5	71%	7
CARENOW URGENT CARE-DONELSON		5	2	29%	7
HEALTH CARE LABORATORY SERVICES		1	6	86%	7
HEARTLAND PEDIATRICS OF LAKE PLACID			7	100%	7
CORAL LANDING ASSISTED LIVING		5	2	29%	7
CARE ATC - CITY OF BOYNTON BEACH		2	5	71%	7
FHMG_FM AND IM AVALON PARK		2	5	71%	7
MEDICAL PAVILION CLINIC			7	100%	7
DEBARY HEALTH AND REHABILITATION CENTER		6	1	14%	7
BROWNE MEDICAL		5	2	29%	7
PBC FOUND CARE INC			7	100%	7
FLORIDA CANCER SPECIALISTS & RESEARCH INSTITUTE		6	1	14%	7
GRAND VILLA OF DEL RAY WEST		6	1	14%	7
ABBAY MANOR RETIREMENT RESIDENCE INC		7			7
DOCTORS CLINICAL LABORATORY, INC		5	2	29%	7
MEDEXPRESS URGENT CARE, JOHNSTOWN		6	1	14%	7
BAYCARE MEDICAL GROUP		1	6	86%	7
SEBRING PEDIATRICS LLC			7	100%	7
ST VINCENT'S CHILTON		5	2	29%	7
CARENOW URGENT CARE-MADISON		7			7
FLORIDA STATE HOSPITAL CLINICAL LABORATORY		7			7
MINUTECLINIC, LLC, DBA MINUTECLINIC #6106		5	2	29%	7
NORTHERN DUTCHESS HOSPITAL LABORATORY		5	2	29%	7
DOCTOR'S IN-HOUSE LAB/COMMUNITY HEALTH CENTERS OF PINELLAS --PINELLAS P			7	100%	7
OCEAN REEF MEDICAL CENTER, LLC			7	100%	7
PRIME MEDICAL CARE, LLC		7			7
SUPERIOR RESIDENCES AT CALA HILLS		7			7
LEPE'S HOUSE			7	100%	7
CVS MINUTE CLINIC DIAGNOSTIC OF TEXAS,LLC		5	2	29%	7
JOHNS HOPKINS ALL CHILDRENS			7	100%	7
FLORIDA HOSPITAL KISSIMMEE		4	3	43%	7
LEE COUNTY HEALTH DEPARTMENT		4	3	43%	7
MINUTECLINIC, LLC #4230		6	1	14%	7
PENINSULA CARE AND REHABILITATION CENTER			7	100%	7
REMISE OCCUPATIONAL HEALTH SOLUTIONS INC			7	100%	7
SOUTH FLORIDA ENT ASSOCIATES, INC			7	100%	7
NORTHDALE REHABILITATION CENTER			7	100%	7
ALLEGRO - TAMPA	1	4	2	29%	7
Ocoee Health Care Center		7			7
MINUTE CLINIC DIAGNOSTIC OF SOUTH CAROLINA		6	1	14%	7
OPTUM PRIMARY CARE - FOUNTAIN OAKS		3	4	57%	7
MEDEXPRESS URGENT CARE - BEECH GROVE		6	1	14%	7
KEYSTONE PLACE AT NAPLES PRESERVE		4	3	43%	7
MANATEE PEDIATRICS			7	100%	7
MONTEFIORE NYACK HOSPITAL AFFILIATED LABORATORY		7			7

COVID-19: testing by laboratory

Data through Feb 11, 2021 verified as of Feb 12, 2021 at 09:25 AM

Data in this report are provisional and subject to change.

The numbers in the table below represent the number of Florida and non-Florida residents for whom test results were received by the Department of Health. A person can be tested by more than one laboratory and can have both positive and negative results. **Therefore, the sum of the numbers in each column will be larger than the total number of people tested.**

Reporting lab	Inconclusive	Negative	Positive	Percent positive	Total
PASSPORT HEALTH			7	100%	7
UNIVERSITY OF WASHINGTON MEDICAL CENTER			7	100%	7
UF HEALTH			7	100%	7
ENCOMPASS HEALTH REHABILITATION OF SEA PINES		7			7
PANCARE HEALTH - HOSFORD SCHOOL			7	100%	7
DYNAMIC HEALTH CENTERS INC		3	4	57%	7
TRUE HEALTH DIAGNOSTICS		1	6	86%	7
GRACE WELLNESS CENTER LLC		6	1	14%	7
SOUTHEASTERN PEDIATRIC ASSOCIATES			7	100%	7
QUE		4	3	43%	7
NORTH FLORIDA MEDICAL CENTERS INC		1	6	86%	7
FHPG_EXP CARE W HILLSBOROUGH			7	100%	7
LAWTON CHILES HEALTH CENTER		1	6	86%	7
CVS MINUTE CLINIC DIAGNOSTIC OF VIRGINIA		7			7
DALLAS COUNTY HEALTH AND HUMAN SERVICES			7	100%	7
CVS CA9165POCT SAN DIEGO		7			7
IRL MARKET LAB			7	100%	7
Nashville Central Laboratory		6			6
COLUMBIA MEMORIAL HOSPITAL		6			6
PATHGROUP LABS, LLC		4	2	33%	6
TAMPA URGENT CARE			6	100%	6
BOCA VIPEDIATRICS			6	100%	6
PENN MEDICINE PRINCETON MEDICAL CENTER		6			6
DOCTORS EXPRESS OF ST PETERSBURG			6	100%	6
MERCY COLLEGE HEALTH OFFICE		6			6
FLORIDA SCHOOL FOR THE DEAF AND THE BLIND			6	100%	6
MINUTECLINIC DIAGNOSTIC OF NEW JERSEY, LLC # 7069		6			6
MINUTECLINIC DIAGNOSTIC OF NORTH CAROLINA, PC		5	1	17%	6
EXPRESS CARE OF TAMPA BAY LLC		2	4	67%	6
GENETIC TECHNOLOGICAL INNOVATIONS			6	100%	6
SOMA MEDICAL CENTER PA #4			6	100%	6
CHILDREN'S HOSPITAL OF PHILADELPHIA		5	1	17%	6
DR. PHILLIPS MEDICAL WELLNESS CENTER		3	3	50%	6
SUFFRIDGE DRIVE GROUP HOME		6			6
STPET		4	2	33%	6
FLORIDA WOMAN CARE LABORATORY			6	100%	6
PENSACOLA PEDIATRICS MILTON			6	100%	6
BETH ISRAEL DEACONESS MEDICAL CENTER			6	100%	6
MC DIAGNOSTIC OF CONNECTICUT , PC # 3		4	2	33%	6
SIMEDHEALTH LLC		2	4	67%	6
RAYMOND BASRI MD		6			6
FAMILY CARE MEDICAL CENTER			6	100%	6
MEDEXPRESS URGENT CARE - TARENTUM		5	1	17%	6
MEDEXPRESS URGENT CARE - ELM GROVE		5	1	17%	6
MEDEXPRESS URGENT CARE - STAUNTON		2	4	67%	6
MEDEXPRESS URGENT CARE-PITTSFIELD		6			6

COVID-19: testing by laboratory

Data through Feb 11, 2021 verified as of Feb 12, 2021 at 09:25 AM

Data in this report are provisional and subject to change.

The numbers in the table below represent the number of Florida and non-Florida residents for whom test results were received by the Department of Health. A person can be tested by more than one laboratory and can have both positive and negative results. **Therefore, the sum of the numbers in each column will be larger than the total number of people tested.**

Reporting lab	Inconclusive	Negative	Positive	Percent positive	Total
UNILAB		2	4	67%	6
NORTH FLORIDA PEDIATRICS JASPER			6	100%	6
MINUTECLINIC DIAGNOSTIC OF NORTH CAROLINA PC #5341		4	2	33%	6
ANYLABTEST NOW			6	100%	6
CITY OF CAPE CORAL		5	1	17%	6
HOLLY HILL HOME INFUSION SERVICE		5	1	17%	6
LIFELINK TISSUE BANK D/B/A LIFELINK TISSUE BANK		6			6
MINUTECLINIC DIAGNOSTIC OF ILLINOIS LL		6			6
ETHOS LABORATORIES		6			6
MINUTECLINIC DIAGNOSTIC OF GEORGIA, LL		5	1	17%	6
MINUTE-CLINIC DIAGNOSTIC OF VIRGINIA, LLC #2003		5	1	17%	6
ARLINGTON OF NAPLES		6			6
MEDEXPRESS URGENT CARE - IRVING		6			6
FLORIDA MEDICAL SPECIALISTS		2	4	67%	6
XPRESS URGENT CARE LLC		6			6
JERSEY SHORE MEDICAL CENTER		6			6
Avalon Healthcare and Rehabilitation Center			6	100%	6
Conway Lakes Health and Rehabilitation Center		6			6
OSWEGO HOSPITAL LABORATORY		6			6
YAZJI PEDIATRIC CARE LLC DBA TUKA PEDIATRICS			6	100%	6
ASCENSION ST VINCENT'S CLAY COUNTY			6	100%	6
LONG ISLAND JEWISH FOREST HILLS HOSPITAL		6			6
PR HEALTH		1	5	83%	6
ST LUKES ROOSEVELT LABORATORY		6			6
MINUTECLINIC MINUTECLINIC #8505		4	2	33%	6
RIVER CITY PRIMARY AND URGENT CARE			6	100%	6
AARK LABORATORY		6			6
TERRACINA LLC		1	5	83%	6
CAPRONA GROUP HOME			6	100%	6
WIREGRASS MEDICAL CENTER			6	100%	6
MIAMI RESCUE MISSION CLINIC INC			6	100%	6
TEXAS MEDCLINIC			6	100%	6
OAK HARBOR ASSISTED LIVING FACILITY		4	2	33%	6
ACCENTCARE		6			6
EDWARD S BENNETT MD PLLC		6			6
CITYMD		1	5	83%	6
CVS MINUTE CLINIC DIAGNOSTIC MED GRP OF SAN		4	2	33%	6
VITAS HEALTH INC			6	100%	6
BAYSHORE POINTE NURSING AND REHAB CENTER			6	100%	6
MEDEXPRESS URGENT CARE - MT LEBANON		4	2	33%	6
CVS MINUTE CLINIC DIAGNOSTIC OF NEW JERSEY		6			6
MINUTECLINIC LLC (1435)		6			6
NEMOURS CHILDREN'S URGENT			6	100%	6
WATAUGA MEDICAL CENTER		4	2	33%	6
DEPARTMENT OF HEALTH AND HUMAN SERVICES STATE OF NEW HAMPSHIRE			6	100%	6
CVS NC5591POCT STATESVILLE		5	1	17%	6

COVID-19: testing by laboratory

Data through Feb 11, 2021 verified as of Feb 12, 2021 at 09:25 AM

Data in this report are provisional and subject to change.

The numbers in the table below represent the number of Florida and non-Florida residents for whom test results were received by the Department of Health. A person can be tested by more than one laboratory and can have both positive and negative results. **Therefore, the sum of the numbers in each column will be larger than the total number of people tested.**

Reporting lab	Inconclusive	Negative	Positive	Percent positive	Total
THE WINDSOR OF OCALA		2	4	67%	6
MINUTECLINIC, LLC #244		5	1	17%	6
MEDEXPRESS URGENT CARE - BATTLE CREEK		4	2	33%	6
CVS NY4098030POCT NEW YORK		6			6
CAPE CORAL URGENT CARE		3	3	50%	6
TIMBER CREEK PEDIATRICS		6			6
MEDEXPRESS URGENT CARE-PETERS TWP		5	1	17%	6
SV DIAGNOSTIC LAB			6	100%	6
MINUTE CLINIC DIAGNOSTIC OF PENNSYLVANIA		6			6
SAINT PETER'S UNIVERSITY HOSPITAL		6			6
PROHEALTH MED		1	5	83%	6
MINUTECLINIC DIAGNOSTIC OF SC, LLC #2		5	1	17%	6
AMERICAN HEALTH ASSOC. LABORATORY SOUTH		4	2	33%	6
Life Care Center of Orlando		1	5	83%	6
CAMELLIA AT DEERWOOD		2	4	67%	6
THE VILLAGES REGIONAL HOSPITAL FREESTANDING		3	3	50%	6
CAPITAL HEALTH PLAN LABORATORIES			6	100%	6
ENTRUST IMMEDIATE CARE			6	100%	6
MEDEXPRESS URGENT CARE - CULPEPER		6			6
MEDICAL CENTER AT OCEAN REEF		1	5	83%	6
PRESBYTERIAN HOME		6			6
PANCARE HEALTH - KATE SMITH ELEMENTARY		1	5	83%	6
Fouraker Hills Rehab and Nursing			6	100%	6
Baptist Village Retirement Communities		6			6
Centrastate Medical Center		5	1	17%	6
NORTHSIDE HOSPITAL ATLANTA		3	3	50%	6
AVANTE AT ORMOND BEACH INC			6	100%	6
INTEGRATED FAMILY MEDICAL CENTER			6	100%	6
BROWARD COUNTY HEALTH DEPT.			6	100%	6
FIRST COAST CARDIOVASCULAR INSTITUTE PA			6	100%	6
GRACE REHABILITATION CENTER OF VERO BEACH		4	2	33%	6
MARSHALL MEDICAL CENTER SOUTH LAB		5	1	17%	6
MINUTECLINIC, LLC #05038		6			6
CVA MINUTE CLINIC DIAGNOSTIC OF VIRGINIA, LLC		6			6
LUMADOC HEALTH		4	2	33%	6
MINUTECLINIC DIAGNOSTIC OF NEW JERSEY,		5	1	17%	6
DELIVER MY MEDS CORP		6			6
CAREWELL 301 - WARWICK			6	100%	6
PLEASANTVILLE OF SEBASTIAN LLC			6	100%	6
QUICK CARE MED WALK IN AND URGENT CARE			6	100%	6
West Gate Village, LLC		6			6
MINUTE CLINIC LLC #4017		6			6
CVS TN5601POCT LENOIR CITY		6			6
INTERNAL MEDICINE LIPID AND WELNNESS PRACTICE			6	100%	6
CURATIVE CARE CENTER INC		1	5	83%	6
CONCENTRA			6	100%	6

COVID-19: testing by laboratory

Data through Feb 11, 2021 verified as of Feb 12, 2021 at 09:25 AM

Data in this report are provisional and subject to change.

The numbers in the table below represent the number of Florida and non-Florida residents for whom test results were received by the Department of Health. A person can be tested by more than one laboratory and can have both positive and negative results. **Therefore, the sum of the numbers in each column will be larger than the total number of people tested.**

Reporting lab	Inconclusive	Negative	Positive	Percent positive	Total
LOUISIANA DEPT OF HEALTH			6	100%	6
MIAMI BEACH COMMUNITY HEALTH CENTER INC			6	100%	6
BROOKDALE CLERMONT			6	100%	6
CRESTWOOD MEDICAL CENTER		4	2	33%	6
NYU WINTHROP HOSPITAL PATHOLOGY		6			6
CDRX INFUSION			6	100%	6
NORTHEAST ALABAMA REGIONAL MEDICAL CENTER		3	3	50%	6
HUNTERS CREEK PEDIATRICS		6			6
JOHN T MATHER MEMORIAL HOSPITAL LABORATORY		5	1	17%	6
CITY OF NAPLES FIRE RESCUE		5	1	17%	6
GLEN FALLS HOSPITAL DEPARTMENT OF PATHOLOGY		6			6
PALM HARBOR DERMATOLOGY		4	2	33%	6
MEDEXPRESS URGENT CARE - MIDLOTHIAN		6			6
MEDEXPRESS URGENT CARE - RICHMOND, NINE MILE RD		5	1	17%	6
MINUTECLINIC DIAGNOSTICS OF IND, LLC		6			6
CAN COMMUNITY HEALTH, INC		6			6
ENIGMA DIAGNOSTIC, INC.			6	100%	6
ATLANTIC COMMUNITY HIGH SCHOOL		5	1	17%	6
FAMILY MEDICINE MEDICAL DRIVE		6			6
LAKEVIEW TERRACE HOME HEALTH SERVICES LLC			6	100%	6
UT MEMPHIS UNIVERSITY HEALTH SERVICES			6	100%	6
MEDEXPRESS URGENT CARE - STATE COLLEGE		5	1	17%	6
CVS NC4165POCT BREVARD		4	2	33%	6
ST VINCENTS AMBULATORY CARE INC DBA		3	3	50%	6
THE PALMS REHABILITATION AND HEALTHCARE CENTER		5	1	17%	6
Florida Clinical Laboratory		1	5	83%	6
THE CLINIC PREMISE HEALTH			6	100%	6
VIBRANT AMERICA		4	2	33%	6
CVS MINUTE CLINIC DIAGNOSTIC OF TN #6044		6			6
PUBLIC HEALTH LAB		6			6
URGENT TEAM - MUSCLE SHOALS		6			6
MINUTE CLINIC LLC #2775		6			6
AMERICAN EAGLE LEESBURG AL LLC DBA VISTA LAKE			6	100%	6
MINUTECLINIC #2860		4	2	33%	6
PALMETTO HEALTH ALLIANCE		3	3	50%	6
MINUTECLINIC, LLC #1586		4	2	33%	6
PACIFICA SUNRISE			6	100%	6
SOUTHEASTERN DERMATOLOGY GROUP PA		5	1	17%	6
PARTNERS PHARMACY OF FLORIDA LLC		6			6
CITIZENS BAPTIST MEDICAL CENTERS LAB		5	1	17%	6
ORLANDO FAMILY MEDICAL INC		6			6
Northwell Lab		2	4	67%	6
TAMIAMI LAB MILLENIUM			6	100%	6
UNILAB OF DADE INC			6	100%	6
FRESENIUS KIDNEY CARE DUNEDIN			6	100%	6
BAYCARE ALLIANT HOSPITAL			6	100%	6

COVID-19: testing by laboratory

Data through Feb 11, 2021 verified as of Feb 12, 2021 at 09:25 AM

Data in this report are provisional and subject to change.

The numbers in the table below represent the number of Florida and non-Florida residents for whom test results were received by the Department of Health. A person can be tested by more than one laboratory and can have both positive and negative results. **Therefore, the sum of the numbers in each column will be larger than the total number of people tested.**

Reporting lab	Inconclusive	Negative	Positive	Percent positive	Total
MEDEXPRESS URGENT CARE - HUNTINGTON WE		6			6
BROWARD TRANSITIONAL CENTER			6	100%	6
Walker BaptistMedCtr		4	1	20%	5
MINUTE CLINIC DIAGNOSTIC OF MICHIGAN PC		5			5
BOROPARK URGENT CARE		4	1	20%	5
MEDEXPRESS URGENT CARE - GLENDALE		5			5
MEDEXPRESS URGENT CARE - CLARKSBURG		5			5
DISCOVERY VILLAGE AT STUART		2	3	60%	5
LPG PEDIATRICS AT CAPE CORAL		5			5
PINECREST PEDIATRICS GROUP LLC			5	100%	5
INFECTION CONTROL/ EMPHEALTH		3	2	40%	5
ST. PETERSBURG PEDIATRICS			5	100%	5
BETHESDA COMMUNITY HEALTH CENTER			5	100%	5
GREENVILLE MEMORIAL HOSPITAL LAB			5	100%	5
DO THAN WEST FAMILY MEDICINE		3	2	40%	5
CVS HEALTH MINUTE CLINIC		1	4	80%	5
ALL CHILDREN'S HOSPITAL DEPT OF GENERAL PEDIATRICS			5	100%	5
PALM GARDEN OF SUN CITY			5	100%	5
FLORIDA CLINICAL LABORATORY - BIOREFERENCE LABORATORIES		2	3	60%	5
RIO PINAR HEALTH CARE			5	100%	5
MINUTECLINIC DIAG OF IND LLC #6998		4	1	20%	5
PHYSICIANS FOR CHILDREN			5	100%	5
EAST BANK HOSPITAL - UNIVERSITY OF MINNESOTA MEDICAL CENTER			5	100%	5
ELITE MD GROUP INC		1	4	80%	5
Enterprise Health and Rehabilitation Center		5			5
HELIX KH UC			5	100%	5
CVS IN6654POCT INDIANAPOLIS		4	1	20%	5
FRANCES WARDE MEDICAL LABORATORY		2	3	60%	5
HEALTH AND WELLNESS CENTER			5	100%	5
LABS PLUS LLC		5			5
MC DIAGNOSTIC OF CONNECTICUT, PC #1043		5			5
MINUTE CLINIC LLC #10203		5			5
PM PEDIATRICS OF BAYSIDE PLLC		5			5
NELSON BIOLOGICAL			5	100%	5
UNIVERSITY OF MIAMI MILLER SCHOOL			5	100%	5
JUPITER ISLAND MEDICAL CLINIC INC		5			5
PHYSICIANS REGIONAL MEDICAL CTR - COLLIER BLVD			5	100%	5
MINUTECLINIC DIAGNOSTIC OF ILLINOIS		4	1	20%	5
PUTNAM HOSPITAL CENTER LABORATORY		5			5
MINUTECLINIC, LLC #1492		5			5
ALPHADERA LABS, LLC			5	100%	5
PRECISION DIAGNOSTICS INC - NJ		5			5
URGENT MED INC		3	2	40%	5
MEDEXPRESS URGENT CARE MURRYSVILLE		3	2	40%	5
MINUTE CLINIC, LLC #1434		5			5
REHABILITATION CENTER AT JUPITER GARDENS		5			5

COVID-19: testing by laboratory

Data through Feb 11, 2021 verified as of Feb 12, 2021 at 09:25 AM

Data in this report are provisional and subject to change.

The numbers in the table below represent the number of Florida and non-Florida residents for whom test results were received by the Department of Health. A person can be tested by more than one laboratory and can have both positive and negative results. **Therefore, the sum of the numbers in each column will be larger than the total number of people tested.**

Reporting lab	Inconclusive	Negative	Positive	Percent positive	Total
PREMIER FAMILY HEALTH PA			5	100%	5
LEWIS COUNTY MANOR		5			5
LAKE COUNTY DETENTION CENTER		3	2	40%	5
MINNESOTA DEPARTMENT OF HEALTH PUBLIC HEALTH LABORATORY DIVISION	1		4	80%	5
GOOD SAMARITAN MEDICAL CENTER			5	100%	5
FHPG FAMILY MEDICAL CENTER OF TAMPA BAY		1	4	80%	5
MINUTECLINIC DIAGNOSTIC OF SC, LLC #7		3	2	40%	5
DIAGNOSTECHS		4	1	20%	5
MCR HEALTH LAWTON CHILES ADMINISTRATION STE A		1	4	80%	5
FLORIDA PRIMARY & SPECIALTY CARE		5			5
PEDIATRIC URGENT HEALTH CARE			5	100%	5
CARL R DARNALL ARMY MEDICAL CENTER			5	100%	5
TULLAHOMA HMA, LLC		4	1	20%	5
WILSON PEDIATRICS			5	100%	5
WHITE WILSON MEDICAL CENTER - FWB		1	4	80%	5
GULF COAST PEDIATRICS OF SARASOTA PA		1	4	80%	5
Kennedy University Hospital		5			5
CVS SC7556POCT WEST COLUMBIA		5			5
EP LTC PHARMACY		4	1	20%	5
GUTHRIE MEDICAL GROUP LABORATORIES		5			5
HILLSBOROUGH COUNTY HEALTH DEPARTMENT			5	100%	5
MEDEXPRESS URGENT CARE PORT HURON		4	1	20%	5
MEDEXPRESS URGENT CARE-MUNCIE		5			5
MANATEE COUNTY JAIL		4	1	20%	5
LEE MEMORIAL HEALTH SYSTEM		2	3	60%	5
UNIVERSITY OF MIAMI MILLER SCHOOL OF MEDICINE			5	100%	5
NIGHT LITE PEDIATRICS CENTER		1	4	80%	5
NOVADX		2	3	60%	5
DOCS URGENT CARE		1	4	80%	5
MINUTECLINIC DIAGNOSTIC MED GRP OF CA		4	1	20%	5
UNIVERSITY OF MIAMI / SCCC RESEARCH LABORATORY			5	100%	5
SUMTER COUNTY HEALTH DEPARTMENT			5	100%	5
URGENT TEAM - NASHVILLE		5			5
CVS NJ617POCT CEDAR GROVE		5			5
PANCARE HEALTH - ALTHA PUBLIC			5	100%	5
COLUMBIA MEMORIAL HOSPITAL LABORATORY		5			5
FORSYTH HOUSE			5	100%	5
KETTERING HEALTH			5	100%	5
AEL KNOXVILLE			5	100%	5
MINUTE CLINIC DIAGNOSTIC OF TN PC #64		5			5
BROOKDALE NEW PORT RICHEY			5	100%	5
MD NOW MEDICAL CENTER INC			5	100%	5
OCCMED SOLUTIONS		2	3	60%	5
KEYSTONE REHABILITATION AND HEALTH CENTER		1	4	80%	5
SHEEPSHEAD BAY URGENT CARE		5			5
URGENT CARE OF LONGWOOD			5	100%	5

COVID-19: testing by laboratory

Data through Feb 11, 2021 verified as of Feb 12, 2021 at 09:25 AM

Data in this report are provisional and subject to change.

The numbers in the table below represent the number of Florida and non-Florida residents for whom test results were received by the Department of Health. A person can be tested by more than one laboratory and can have both positive and negative results. **Therefore, the sum of the numbers in each column will be larger than the total number of people tested.**

Reporting lab	Inconclusive	Negative	Positive	Percent positive	Total
FLORIDA DEPARTMENT OF HEALTH IN SARASOTA COUNTY		5			5
APEX HOME HEALTH CARE		4	1	20%	5
SIGNATURE URGENT CARE			5	100%	5
FLORIDA HOSPITAL LAKE MARY		5			5
BEACH HOUSE		5			5
WEST PACIFIC MEDICAL LABORATORY			5	100%	5
SANDGATE GARDENS REHAB & NURSING CENTER		3	2	40%	5
MEDEXPRESS URGENT CARE MORGANTOWN		5			5
MOUNT SINAI BROOKLYN LABORATORY		4	1	20%	5
MINUTECLINIC DIAGNOSTIC OF NEVADA #87		3	2	40%	5
BAPTIST HEALTH URGENT CARE AT PLANTATION		3	2	40%	5
AHF PUBLIC HEALTH LABORATORY			5	100%	5
MINUTECLINIC, LLC #03965		5			5
MINUTECLINIC DIAGNOSTIC OF TN PC #643		3	2	40%	5
INNOVATIVE COVID-DIVERSEY			5	100%	5
WAKEMED		1	4	80%	5
VAIL VALLEY MEDICAL CENTER			5	100%	5
MEDEXPRESS - COLLINSVILLE BELT LINE		3	2	40%	5
AUGUSTA HEALTH			5	100%	5
OMNICARE PHARMACY OF TEXAS 1, LP DBA OMNICARE		5			5
HAVEN HOSPICE IN CHIEFLAND			5	100%	5
ST. LUCIE COUNTY HEALTH DEPARTMENT		4	1	20%	5
JOE DIMAGGIO CHILDREN'S HOSPITAL		1	4	80%	5
NORTH PINELLAS CHILDRENS MEDICAL CENTER INC			5	100%	5
MAXCARE CLINIC			5	100%	5
DICKSON MEDICAL ASSOCIATES PC PATH LAB		4	1	20%	5
ST CLOUD COMPOUNDING PHARMACY & WELLNESS CENTER		5			5
Army Residence Community		5			5
PRECISION LABS LLC		2	3	60%	5
ORLANDO ORTHOPAEDIC CENTER		4	1	20%	5
FLORIDA DEPARTMENT OF HEALTH - INVERNESS		3	2	40%	5
DIXIE COUNTY EMERGENCY SERVICES			5	100%	5
BAPTIST HEALTH - TOWN CENTER			5	100%	5
LAKE MARY HEALTH AND REHABILITATION CENTER		1	4	80%	5
MINUTECLINIC DIAGNOSTIC OF OHIO #7790		3	2	40%	5
PEDIATRICS OF ALTAMONTE		5			5
CONCENTRA URGENT CARE		1	4	80%	5
GULF COAST VETERANS HCS PANAMA CITY OPC		5			5
RUSH UNIVERSITY MEDICAL CENTER LABORATORY			5	100%	5
FLORIDA PRIMARY CARE AND SPORTS MEDICINE INC		2	3	60%	5
WHEELER LABORATORY		4	1	20%	5
PM PEDIATRICS OF SELDEN		3	2	40%	5
ADVANCED URGENT CARE OF MARATHON		1	4	80%	5
WATERTOWN URGENT CARE PLLC		5			5
WESTMINSTER SHORES			5	100%	5
PEDIATRICS OF CENTRAL FLORIDA - POINCIANA		3	2	40%	5

COVID-19: testing by laboratory

Data through Feb 11, 2021 verified as of Feb 12, 2021 at 09:25 AM

Data in this report are provisional and subject to change.

The numbers in the table below represent the number of Florida and non-Florida residents for whom test results were received by the Department of Health. A person can be tested by more than one laboratory and can have both positive and negative results. **Therefore, the sum of the numbers in each column will be larger than the total number of people tested.**

Reporting lab	Inconclusive	Negative	Positive	Percent positive	Total
NORTH DADE NURSING AND REHABILITATION CENTER			5	100%	5
CVS MINUTE CLINIC DIAG OF IND LLC #5206		4	1	20%	5
VIERA PEDIATRICS		1	4	80%	5
MAXHEALTH		4	1	20%	5
OPTUMCARE FLORIDA, LLC		3	2	40%	5
NORTHPORT MEDICAL CENTER LAB		5			5
ADVENTHEALTH CAR CENTER APOPKA			5	100%	5
NOVANT HEALTH UVA		2	3	60%	5
SUTTER TRACY COMMUNITY HOSPITAL			5	100%	5
EXPRESS TEST			5	100%	5
OHIO DEPARTMENT OF HEALTH			5	100%	5
FLORIDA PREMIER MEDICAL CARE PA			5	100%	5
APOLLO GARDENS RETIREMENT RESIDENCE CARE		5			5
SOUTHERN OCEAN MEDICAL CENTER		5			5
MD NOW MEDICAL CENTER			5	100%	5
SOMA MEDICAL CENTER PA			5	100%	5
LABCORP UNSPECIFIED		5			5
CLEVELAND CLINIC MARTIN HEALTH NURSING & RESTORATIVE		5			5
OCHSNER MEDICAL CENTER			5	100%	5
XRL SXF REF LAB		5			5
PEACHTREE IMMEDIATE CARE			5	100%	5
MINUTECLINIC DIAG OF IND, LLC #2387		5			5
NU WAVE MEDICAL CENTER			5	100%	5
UCF STUDENT HEALTH SERVICES LABORATORY		2	3	60%	5
SOUTH FLORIDA FAMILY HEALTH & RESEARCH CTR			5	100%	5
DANIEL M LIBBY MD PLLC		5			5
EGL GENETICS DIAGNOSTICS			5	100%	5
QUINTON MEMORIAL HEALTH CARE CENTER		5			5
NORTH SHORE HEMATOLOGY-ONCOLOGY ASSOCIATES, PC		5			5
MIAMI MEDICAL CONSULTANT PA			5	100%	5
CLAY PRIMARY & FAMILY CARE LLC			5	100%	5
URGENT TEAM - HUNTSVILLE		4	1	20%	5
CHAMPLAIN VALLEY PHYSICIANS HOSPITAL		3	2	40%	5
BROWNE MEDICAL LLC		3	2	40%	5
FLAGLER HEALTH SERVICES INC			5	100%	5
CENTREX CLINICAL LABS INC		5			5
MEDICAL CENTER OF BLOUNTSTOWN			5	100%	5
MINUTE CLINIC LLC #5706		4	1	20%	5
COVID RAPID LABS			5	100%	5
ST JOHNS BIOMEDICAL LAB		5			5
COOPER HOSPITAL/UNIVERSITY MEDICAL		5			5
CVS MINUTE CLINIC DIAGNOSTIC PA #3060		4	1	20%	5
MINUTECLINIC MINUTECLINIC #4977		3	2	40%	5
LIVING WATERS MEDICAL CENTER			5	100%	5
TANNER MEDICAL CENTER EAST AL		5			5
RIVERVIEW ALF OPERATOR LLC			5	100%	5

COVID-19: testing by laboratory

Data through Feb 11, 2021 verified as of Feb 12, 2021 at 09:25 AM

Data in this report are provisional and subject to change.

The numbers in the table below represent the number of Florida and non-Florida residents for whom test results were received by the Department of Health. A person can be tested by more than one laboratory and can have both positive and negative results. **Therefore, the sum of the numbers in each column will be larger than the total number of people tested.**

Reporting lab	Inconclusive	Negative	Positive	Percent positive	Total
CYPRESS CREEK MEDICAL CENTER			5	100%	5
PATIENT FIRST - LEESBURG			5	100%	5
MEDEXPRESS URGENT CARE-NESHANNOCK TWP		4	1	20%	5
MINUTECLINIC, LLC, DBA MINUTECLINIC #2		5			5
COPELAND MEDICAL CLINIC		3	2	40%	5
PHYSICIANS URGENT CARE BERRY FARMS		4	1	20%	5
UCARE			5	100%	5
MINUTECLINIC DIAGNOSTIC OF TN PC #442		4	1	20%	5
UNIVERSITY OF CHICAGO MEDICAL CENTER LAB			5	100%	5
Life Care Center of Estero			5	100%	5
UW MEDICINE VIROLOGY LAB			5	100%	5
URGENT CARE COASTAL GA			5	100%	5
RELIANT IMMUNE DIAGNOSTICS			5	100%	5
BAYSHORE LABORATORY		4	1	20%	5
EASTCHESTER PEDIATRIC MEDICAL GROUP		5			5
FAMILY TREE PRIMARY CARE		4	1	20%	5
UF HEALTH PATHOLOGY LABORATORIES			5	100%	5
JACKSON SOUTH COMMUNITY HOSPITAL LAB			5	100%	5
MEDEXPRESS URGENT CARE - BECKLEY CROSS		4	1	20%	5
MINUTECLINIC DIAGNOSTIC OF PENNSYLVANIA, LLD #1545		5			5
AMERICAN MEDICAL RESPONSE - DENVER		2	3	60%	5
COMMONS AT ORLANDO LUTHERAN TOWERS SNF			5	100%	5
PIEDMONT HOSPITAL LAB			5	100%	5
STATCARE URGENT & WALK IN MEDICAL CARE		3	2	40%	5
TERENCE B MITCHELL MD, INC			5	100%	5
MINUTECLINIC, LLC #7139		5			5
GRAND VILLA OF PALM COAST		5			5
CVS MINUTE CLINIC, LLC #22		4	1	20%	5
FINLAY		1	4	80%	5
LAKE NONA PEDIATRICS IN ASSOCIATION WITH NEMOURS		5			5
THE UNIVERSITY OF VERMONT MEDICAL CENTER		4	1	20%	5
DEPARTMENT OF HEALTH AND HUMAN SERVICES LANSING			5	100%	5
INDIAN RIVER PRIMARY CARE PA		5			5
PHYSICIANS IMMEDIATE CARE ELGIN			5	100%	5
UPMC HEALTH SYSTEM		4	1	20%	5
WOODHULL MEDICAL AND MENTAL HEALTH CTR		5			5
MIAMI CANCER INSTITUTE			5	100%	5
MINUTECLINIC, LLC #03268		4	1	20%	5
MINUTE CLINIC DIAGNOSTIC OF NORTH CAROLINA		5			5
MINUTE-CLINIC DIAGNOSTIC OF VIRGINIA, LLC #794		5			5
MEDEXPRESS URGENT CARE - WILLIAMSPORT		4	1	20%	5
HENDRY REGIONAL CONVENIENT CARE CENTER			5	100%	5
CVS NATIONAL HARBOR MD2297714CV		5			5
CAREHERE LCS- EUSTIS			5	100%	5
INTERNAL MEDICINE & PRIMARY CARE ASSOCIATES, PLC			5	100%	5
UT SOUTHWESTERN MEDICAL CENTER			5	100%	5

COVID-19: testing by laboratory

Data through Feb 11, 2021 verified as of Feb 12, 2021 at 09:25 AM

Data in this report are provisional and subject to change.

The numbers in the table below represent the number of Florida and non-Florida residents for whom test results were received by the Department of Health. A person can be tested by more than one laboratory and can have both positive and negative results. **Therefore, the sum of the numbers in each column will be larger than the total number of people tested.**

Reporting lab	Inconclusive	Negative	Positive	Percent positive	Total
MINUTE CLINIC DIAGNOSTIC OF TEXAS, LLC		5			5
URGENT CARE OF ERWIN		5			5
MEDEXPRESS URGENT CARE HUNTINGTON		4			4
THE RETREAT AT PORT ORANGE			4	100%	4
PRINCETON BMC LABORATORY		4			4
SIGNATURE CARE EMERGENCY CENTER		2	2	50%	4
MONTANA DEPARTMENT OF PUBLIC HEALTH & HUMAN SERVICES			4	100%	4
PALM BEACH CANCER INSTITUTE			4	100%	4
CARENOW URGENT CARE - CENTRAL AUSTIN		1	3	75%	4
LEON MEDICAL CENTERS, LLC			4	100%	4
ALVARO J DANGOND MD PA		4			4
Heartland of Boynton Beach			4	100%	4
CENTERPLACE HEALTH, INC			4	100%	4
URGENT CARE - OCONEE		2	2	50%	4
HEALTHY MINORS PEDIATRIC URGENT CARE		4			4
MINUTECLINIC DIAGNOSTIC OF MAINE, LLC		2	2	50%	4
CAPTAIN JAMES A. LOVELL FEDERAL HEALTHCARE CENTER			4	100%	4
ST. MARY'S HOSPITAL			4	100%	4
ADVENTHEALTH MEDICAL GROUP PEDIATRICS		1	3	75%	4
HEALTHCARE NETWORK OF SOUTHWEST FLORIDA			4	100%	4
INTRACOASTAL LABS INC		4			4
KENTUCKY CABINET FOR HEALTH AND FAMILY SERVICES			4	100%	4
ENCOMPASS HOME HEALTH		4			4
REELFOOT FAMILY WALK IN CLINIC		3	1	25%	4
ACCESS RECOVERY SOLUTIONS LLC			4	100%	4
BAYLOR ESOTERIC AND MOLECULAR LAB			4	100%	4
SHARP MEMORIAL HOSPITAL MICROBIOLOGY DEPT			4	100%	4
CHILDREN'S MEDICAL GROUP		4			4
PERSONAL PHYSICIAN CARE PA			4	100%	4
CAPITAL HEALTH LABORATORY INC			4	100%	4
State Lab Unspecifd			4	100%	4
APOPKA FAMILY HEALTH CENTER		3	1	25%	4
FHCP - ORMOND BEACH			4	100%	4
Crowne Health Care of Montgomery		4			4
MEDEXPRESS URGENT CARE - MARKHAM STREE		3	1	25%	4
CAYUGA COUNTY HEALTH DEPARTMENT		3	1	25%	4
THONOTOSASSA COMMUNITY HEALTH CENTER		1	3	75%	4
COMMUNITY PHYSICIANS OF NORTH PORT PA			4	100%	4
ASCENSION ST VINCENT'S MEDICAL CENTER		3	1	25%	4
CVS NY491POCT JACKSON HEIGHTS		4			4
CVS NJ836POCT RUNNEMEDE		4			4
IMMUNOGENOMICS LLC		1	3	75%	4
SOUTH FLORIDA PEDIATRIC PARTNERS			4	100%	4
GENUS DIAGNOSTICS			4	100%	4
NASCAR EVENT MANAGEMENT, LLC		4			4
PARADIGM LABORATORIES			4	100%	4

COVID-19: testing by laboratory

Data through Feb 11, 2021 verified as of Feb 12, 2021 at 09:25 AM

Data in this report are provisional and subject to change.

The numbers in the table below represent the number of Florida and non-Florida residents for whom test results were received by the Department of Health. A person can be tested by more than one laboratory and can have both positive and negative results. **Therefore, the sum of the numbers in each column will be larger than the total number of people tested.**

Reporting lab	Inconclusive	Negative	Positive	Percent positive	Total
EMORY UNIVERSITY HOSPITAL		1	3	75%	4
BENEVA LAKES HEALTHCARE & REHAB CENTER			4	100%	4
QUALITY MEDICAL CARE			4	100%	4
WESLEY CHAPEL INTERNAL MEDICINE AND PEDIATRICS			4	100%	4
LAKE FOREST PARK OP CO LLC		4			4
CAREWELL 202			4	100%	4
TRIDENT BIOMETRICS		3	1	25%	4
FLORIDA HEART AND VASCULAR			4	100%	4
GUTHRIE MEDICAL GROUP - CORNING		3	1	25%	4
CALIFORNIA DEPARTMENT OF PUBLIC HEALTH			4	100%	4
WALGREENS #07034		4			4
Westminster Manor		3	1	25%	4
DISCOVERY VILLAGE AT DEERWOOD			4	100%	4
ADVENTHEALTH MEDICAL GROUP PEDIATRIC & ADOLESCENT		3	1	25%	4
BIOTEST PLASMA CENTER		4			4
MINUTECLINIC DIAGNOSTIC OF VIRGINIA, LLC #255		4			4
THE OASIS ALF		4			4
MINUTE CLINIC #8979		4			4
ASCENDI HOME HEALTH AGENCY INC			4	100%	4
REHABILITATION CENTER OF WINTER PARK,THE			4	100%	4
MINUTECLINIC DIAG OF IND, LLC #10190		4			4
MEDEXPRESS URGENT CARE, FAIRMONT		4			4
SUNRISE SENIOR LIVING OF JACKSONVILLE			4	100%	4
FIFTH AVENUE PEDIATRICS		3	1	25%	4
TRUE HEALTH- HOFFNER		3	1	25%	4
MEDEXPRESS URGENT CARE - TULSA, S YALE AVE		4			4
Signature Healthcare of Savannah		4			4
BOND & STEELE CLINIC PA D/B/A BOND CLINIC PA		4			4
ST BARNABAS HOSPITAL		4			4
SOUTHEASTERN REGIONAL MEDICAL CENTER			4	100%	4
CELERION			4	100%	4
CRESTAR LABS		2	2	50%	4
MINUTECLINIC DIAG OF IND LLC #8651		3	1	25%	4
MIZELL MEMORIAL HOSPITAL			4	100%	4
ADVENTHEALTH NEW SMYRNA BEACH COMMUNITY HEALTH			4	100%	4
POWERS PEDIATRICS			4	100%	4
MEDEXPRESS URGENT CARE - SUMMERSVILLE, WEBSTER RD		4			4
JUPITER CLINIC			4	100%	4
DEPARTMENT OF HEALTH AND HUMAN SERVICES		2	2	50%	4
MEMORIAL HEALTH CARE SYSTEMS			4	100%	4
PEACEHEALTH LABORATORIES		3	1	25%	4
UNIVERSITY OF WASHINGTON MEDICAL CENTER (UWMC) EMERGENCY DEPT.			4	100%	4
PELICAN LANDING		1	3	75%	4
MEDEXPRESS URGENT CARE - TEAYS VALLEY		3	1	25%	4
VITAL CARE URGENT CARE			4	100%	4
DIAMOND SPEEDWAY DIALYSIS		1	3	75%	4

COVID-19: testing by laboratory

Data through Feb 11, 2021 verified as of Feb 12, 2021 at 09:25 AM

Data in this report are provisional and subject to change.

The numbers in the table below represent the number of Florida and non-Florida residents for whom test results were received by the Department of Health. A person can be tested by more than one laboratory and can have both positive and negative results. **Therefore, the sum of the numbers in each column will be larger than the total number of people tested.**

Reporting lab	Inconclusive	Negative	Positive	Percent positive	Total
CELAL GUROL ERBAY, MD			4	100%	4
CVS GA2236POCT WOODSTOCK		4			4
MEDEXPRESS URGENT CARE PLEASANT HILLS		3	1	25%	4
MONROE COUNTY DEPT OF PUBLIC HEALTH ST		4			4
SONIC REFERENCE LABORATORY			4	100%	4
Grace Rehabilitation of Vero Beach		4			4
Sunrise Health and Rehabilitation Center			4	100%	4
MAILBOX DIAGNOSTICS		2	2	50%	4
Calusa Harbour			4	100%	4
CLINICAL LABORATORIES OF THE BUFFALO		3	1	25%	4
MINUTECLINIC DIANOSTIC OF VIRGINA, LL		3	1	25%	4
MAINE DEPARTMENT OF HEALTH AND HUMAN SERVICES			4	100%	4
MEDICAL CENTER ENTERPRISE			4	100%	4
MEMORIAL HEALTHCARE SYSTEM		1	3	75%	4
CARENOW URGENT CARE - WINTER SPRINGS		3	1	25%	4
FLORIDA MEDICAL ASSOCIATES LLC			4	100%	4
MEDEXPRESS URGENT CARE - SOMERSET TOWNSHIP		4			4
ARCPPOINT LABS OF FORT LAUDERDALE, FL CENTRAL		1	3	75%	4
CVS MINUTE CLINIC DIAGNOSTIC OF TEXAS		3	1	25%	4
CONSULATE HEATH CARE AT WEST ALTAMONTE			4	100%	4
COMPREHENSIVE CLINICAL RESEARCH, LLC			4	100%	4
VIDANT MEDICAL CENTER			4	100%	4
CAREATC, INC.			4	100%	4
RELIANT ACUTE CARE			4	100%	4
PEDIATRICS IN BREVARD-COCOA BEACH		2	2	50%	4
L3HARRIS FAMILY MEDICAL CENTER			4	100%	4
UF HEALTH PATHOLOGY LABORATORIES			4	100%	4
LEVY COUNTY SHERRIF'S DEPT			4	100%	4
Millennium Nursing & Rehab Center		4			4
WILLIAM A HINTON STATE LABORATORY INSTITUTE		1	3	75%	4
ManorCare Rehabilitation Center- Decatur		4			4
SunTerrace Health Care Center		3	1	25%	4
MEDEXPRESS URGENT CARE - MBURG COMMONS		4			4
LIFEHOPE LABS			4	100%	4
ADVICE FOR OPTIMAL WELLNESS		2	2	50%	4
REFUGE A HEALING PLACE, THE			4	100%	4
TALLAHASSEE MEMORIAL HEALTHCARE			4	100%	4
OMNICARE PHARMACY OF TEXAS 1		4			4
HARBOUR ISLAND PEDIATRICS LLC			4	100%	4
ACCENT PHYSICIAN SPECIALISTS PA		4			4
FLORIDA HEALTH CARE PLANS STIRLING CENTER			4	100%	4
COMPASSION PEDIATRIC URGENT CARE LLC			4	100%	4
MEDEXPRESS URGENT CARE - YORK		1	3	75%	4
SIGNATURE CARE MONTROSE		2	2	50%	4
REDMED OF CROSSTOWN		1	3	75%	4
MINUTECLINIC DIAGNOSTIC OF RHODE ISLAN		4			4

COVID-19: testing by laboratory

Data through Feb 11, 2021 verified as of Feb 12, 2021 at 09:25 AM

Data in this report are provisional and subject to change.

The numbers in the table below represent the number of Florida and non-Florida residents for whom test results were received by the Department of Health. A person can be tested by more than one laboratory and can have both positive and negative results. **Therefore, the sum of the numbers in each column will be larger than the total number of people tested.**

Reporting lab	Inconclusive	Negative	Positive	Percent positive	Total
ADVANCED PEDIATRICS OF BOCA LLC			4	100%	4
PHYSICIANS IMMEDIATE CARE AURORA			4	100%	4
ROAN DRUG COMPANY LLC		4			4
MINUTECLINIC DIAGNOSTIC OF KENTUCKY		4			4
CVS OH3476POCT TIPP CITY		4			4
SARASOTA MEDICAL CENTER			4	100%	4
EASTERN FLORIDA STATE COLLEGE - PALM BAY CAMPUS□			4	100%	4
GEORGE E WEEEMS MEMORIAL HOSPITAL LAB		3	1	25%	4
ST PETE DIRECT PRIMARY CARE		2	2	50%	4
FAMILY TREE DNA			4	100%	4
PHYSICIANS QUALITY CARE			4	100%	4
ALLIANCE PEDIATRICS PA			4	100%	4
CVS MA2172POCT NORTH GRAFTON		4			4
CVS OH2342POCT WEST CHESTER		3	1	25%	4
GRAND AVE PHARMACY			4	100%	4
BETHPAGE EXTENDED HOURS CENTER		4			4
PANCARE HEALTH YOUNGSTOWN			4	100%	4
JOHN T MACKAY MD			4	100%	4
TARPON SPRINGS PEDIATRICS, LLC			4	100%	4
MEDEXPRESS URGENT CARE - MOUNTAIN HOME		3	1	25%	4
MINUTECLINIC, LLC #1470		4			4
MEDEXPRESS - NEW CASTLE, DUPONT HWY		4			4
SOUTHWESTERN REGIONAL MEDICAL CENTER - TULSA		4			4
DTR LABS		3	1	25%	4
MARSHFIELD LABORATORIES			4	100%	4
Oakwood - North Baldwins Center for Living		4			4
FLORENCE - HUNTSVILLE HOSPITAL URGENT CARE		3	1	25%	4
CVS OH3080POCT HUBER HEIGHTS		4			4
UNION CITY MANOR NURSING CENTER		4			4
ARKANSAS DEPARTMENT OF HEALTH			4	100%	4
KEY WEST URGENT CARE, INC		3	1	25%	4
PRL NYC PANDEMIC RESPONSE LAB			4	100%	4
HOME DOCS		2	2	50%	4
MEDLAB INC		4			4
CAREATC INC BRANDON	1	3			4
FLORIDA HOSPITAL ALTAMONTE		2	2	50%	4
MERCY URGENT CARE			4	100%	4
AURORA BAYCARE UROLOGY			4	100%	4
DEVEREUX FLORIDA CHILDRENS CENTER			4	100%	4
CVS TN7698POCT KNOXVILLE		4			4
UNC HOSPITAL/MCLENDON CLINICAL LABORATORIES			4	100%	4
MINUTECLINIC, DIAGNOSTIC OF TEXAS, LL		4			4
ADVENT HEALTH - TUSKAWILLA		4			4
MEDEXPRESS - NEWARK		4			4
EXPRESS TESTING-ONE			4	100%	4
DEPARTMENT OF PATHOLOGY ROME MEMORIAL		3	1	25%	4

COVID-19: testing by laboratory

Data through Feb 11, 2021 verified as of Feb 12, 2021 at 09:25 AM

Data in this report are provisional and subject to change.

The numbers in the table below represent the number of Florida and non-Florida residents for whom test results were received by the Department of Health. A person can be tested by more than one laboratory and can have both positive and negative results. **Therefore, the sum of the numbers in each column will be larger than the total number of people tested.**

Reporting lab	Inconclusive	Negative	Positive	Percent positive	Total
DIAGNOSTIC & MEDICAL SPECIALISTS OF GREENWICH		2	2	50%	4
INDUSTRY LAB DIAGNOSTIC PARTNERS			4	100%	4
PALMS WEST HOSPITAL			4	100%	4
Casa Mora Rehabilitation & Extended Care		4			4
AIREVAC INTERNATIONAL		4			4
CORIZON HEALTH INC			4	100%	4
NOT GIVEN		1	3	75%	4
MEDEXPRESS URGENT CARE - KOKOMO		4			4
MEDEXPRESS URGENT CARE SHADYSIDE		3	1	25%	4
STEUBEN COUNTY PUBLIC HEALTH		4			4
SANFORD SOUTH UNIVERSITY		4			4
COMMUNITY HEALTH CENTER OF WEST PALM BEACH			4	100%	4
MEDEXPRESS URGENT CARE - PRINCETON		4			4
IMIC INC RESEARCH			4	100%	4
MEDEXPRESS URGENT CARE - BLUEFIELD		3	1	25%	4
PDL PHARMACY CORP			4	100%	4
BOONE DRUG & HEALTHCARE AT DEERFIELD			4	100%	4
ST CHARLES BEND LABORATORY		3	1	25%	4
ELITE MEDICAL CENTER			4	100%	4
MEDEXPRESS URGENT CARE - LOGAN		4			4
DEPARTMENT OF HEALTH/ NEW YORK			4	100%	4
MINUTE-CLINIC DIAGNOSTIC OF VIRGINIA,		4			4
GASTROENTEROLOGY ASSOC OF PENSACOLA, PA		2	2	50%	4
WINTER PARK INTERNAL MEDICINE MD PA		3	1	25%	4
EPI			4	100%	4
INTERMARKET FACILITY			4	100%	4
GENEVA GENERAL HOSPITAL LABORATORY		3	1	25%	4
MINUTECLINIC, LLC #1796		3	1	25%	4
MEDEXPRESS URGENT CARE - WEIRTON		4			4
MEDEXPRESS URGENT CARE LAVALE		4			4
HARBORCHASE OF VILLAGES CROSSING			4	100%	4
PM PEDIATRICS OF SELDEN PLLC		4			4
PORT ORANGE NURSING & REHAB			4	100%	4
Park Ridge Nursing Center		3	1	25%	4
MASSASHUSETTS STATE LAB INSTITUTE		1	3	75%	4
MINUTECLINIC DIAGNOSTIC OF VIRGINIA		4			4
DYNACARE LABORATORIES			4	100%	4
DEACONESS HOSPITAL			4	100%	4
FISHERMEN'S HOSPITAL			4	100%	4
STONE CLINICAL LABORATORIES OF FL LLC		4			4
LATCHER LABORATORY OF A O FOX MEMORIAL		2	2	50%	4
BARTON MEMORIAL HOSPITAL		3	1	25%	4
DERMATOLOGY SPECIALISTS OF FL - DR. JON WARD			4	100%	4
SCIENCE CARE			4	100%	4
ABSOLUTE HEALTH		4			4
COURTYARD GARDENS OF BOYNTON BEACH, LLC		1	3	75%	4

COVID-19: testing by laboratory

Data through Feb 11, 2021 verified as of Feb 12, 2021 at 09:25 AM

Data in this report are provisional and subject to change.

The numbers in the table below represent the number of Florida and non-Florida residents for whom test results were received by the Department of Health. A person can be tested by more than one laboratory and can have both positive and negative results. **Therefore, the sum of the numbers in each column will be larger than the total number of people tested.**

Reporting lab	Inconclusive	Negative	Positive	Percent positive	Total
CVS OH2543POCT CANFIELD		4			4
CAPE COD HOSPITAL			4	100%	4
OVIEDO CHILDRENS HEALTH CENTER LLC		1	3	75%	4
SJH			4	100%	4
BAPTIST HEALTH MEDICAL CENTER			4	100%	4
CARENOW URGENT CARE-HERMITAGE			4	100%	4
FLORIDA HEALTHCARE OF ORLANDO			4	100%	4
PANCARE HEALTH - PONCE DE LEON			4	100%	4
SOUTH FLORIDA BAPTIST HOSPITAL			4	100%	4
AHC Decatur County		4			4
MEASE CONTINUING CARE		2	2	50%	4
COVENIENT CARE MEDICAL CLINIC			4	100%	4
MINUTECLINIC DIAGNOSTIC OF WISCONSIN, LLC		4			4
COVID TESTING LLC			4	100%	4
MINUTECLINIC DIAG OF IND, LLC #6697		4			4
MEDEXPRESS URGENT CARE - FORT WORTH S		3	1	25%	4
CELEBRATION PEDIATRICS			4	100%	4
CVS TX7821POCT LEAGUE CITY		4			4
AFFINITY URGENT CARE			4	100%	4
BIRMINGHAM VAMC		1	3	75%	4
CVS NV9841POCT RENO		2	2	50%	4
MINUTE CLINIC DIAGNOSTIC MED GRP		3	1	25%	4
JS HEALTHCARE INC		4			4
TANVIR H SHAGAR NP		4			4
COMPUNET CLINICAL LAB			4	100%	4
Advanced Care Center			4	100%	4
FAMILY MEDICINE AT WINTER PARK			4	100%	4
NEMOURS CHILDREN'S CLINIC			4	100%	4
FAMILY MEDICINE AT WATERMAN		4			4
Health Care Center of Jacksonville			4	100%	4
CVS NC6402POCT DAVIDSON		2	2	50%	4
COMPASSION PEDIATRICS			4	100%	4
INFINITI LABS INC			4	100%	4
LAFAYETTE NURSING AND REHAB			4	100%	4
FCHC (OB)-DARWIN SQUARE CTR.			4	100%	4
GENTLE HANDS MOBILE PHLEBOTOMY			4	100%	4
MINUTECLINIC, LLC, DBA MINUTECLINIC #6		4			4
FLORIDA CANCER SPECIALISTS AND RESEARCH		2	2	50%	4
MINUTECLINIC, LLC #5707		4			4
MINUTE CLINIC OF KANSAS PA		1	3	75%	4
CAREWELL URGENT CARE			4	100%	4
MIAMI COMMUNITY HEALTH CENTER INC		1	3	75%	4
OKLAHOMA STATE UNIVERSITY DIAGNOSTIC LAB			4	100%	4
THE DOCTORS CENTER HEALTHCARE-SOUTHSIDE		1	3	75%	4
MEDICINE SHOPPE #1306 THE		3	1	25%	4
NAVAL MEDICAL CENTER SAN DIEGO			4	100%	4

COVID-19: testing by laboratory

Data through Feb 11, 2021 verified as of Feb 12, 2021 at 09:25 AM

Data in this report are provisional and subject to change.

The numbers in the table below represent the number of Florida and non-Florida residents for whom test results were received by the Department of Health. A person can be tested by more than one laboratory and can have both positive and negative results. **Therefore, the sum of the numbers in each column will be larger than the total number of people tested.**

Reporting lab	Inconclusive	Negative	Positive	Percent positive	Total
MINUTE CLINIC INCORPORATE		4			4
HAMPTON ALF AT 24TH ROAD LLC			4	100%	4
MEDEXPRESS URGENT CARE - FREDERICK		4			4
Metro West Nursing and Rehab			4	100%	4
USCG SECTOR ST PETE		1	3	75%	4
PRIMECARE		2	2	50%	4
MARION AND BERNARD L SAMSON NURSING CENTER			4	100%	4
WYOMING PUBLIC HEALTH LAB			4	100%	4
ELITE CARE			4	100%	4
FRESENIUS KIDNEY CARE SOUTH ORLANDO			4	100%	4
PILGRIM PHARMACY INC		4			4
MINUTECLINIC, LLC #4682		2	2	50%	4
CARE ONE PRIMARY CARE			4	100%	4
ALASKA PUBLIC HEALTH LAB		1	3	75%	4
MD NOW URGENT CARE - DELRAY WEST			4	100%	4
NEULIFE NEUROLOGICAL SERVICES LLC			4	100%	4
LIFE CARE HOME HEALTH SERVICES LLC		1	3	75%	4
THE LITTLE CLINIC			4	100%	4
MEDEXPRESS URGENT CARE - SOUTH PARKERSBURG		4			4
SYNEXUS CLINICAL RESEARCH US INC		2	2	50%	4
MINUTECLINIC DIAGNOSTIC OF VIRGINIA, LLC #1656		4			4
MD ANDERSON			4	100%	4
AHC of Mckenzie		4			4
BELLIN HEALTH LAB		1	3	75%	4
MCKENZIE-WILLAMETTE MEDICAL CENTER LAB		4			4
BROOKDALE OAKBRIDGE		1	2	67%	3
ADVENTHEALTH SEBRING- INFECTION CONTROL DEPARTMENT			3	100%	3
Greystone Health Care Center		3			3
ATLANTIC SURGERY CENTER OF JACKSONVILLE BEACH		3			3
MEDEXPRESS URGENT CARE-SCOTT TOWNSHIP		3			3
ALABAMA DEPT PUBLIC HEALTH			3	100%	3
LOUISIANA DEPT. OF HEALTH AND HOSPITALS-INFECTIOUS DISEASE EPI SECTION			3	100%	3
LOCH HAVEN PEDIATRICS			3	100%	3
MONTEFIORE MEDICAL CENTER LABS MONTEFIORE		2	1	33%	3
GREATER MOBILE URGENT CARE – SPRINGHILL			3	100%	3
BOLING, STEPHANIE		3			3
CVS IN6605POCT INDIANAPOLIS		2	1	33%	3
CVS HEALTH, #2043		3			3
UNITY HEALTH AND REHABILITATION CENTER			3	100%	3
SINAI PLAZA NURSING AND REHAB CENTER			3	100%	3
MINUTECLINIC LLC #5176			3	100%	3
RANDOLPH DIABETES AND WELLNESS		2	1	33%	3
BEECHTREE MOLECULAR LAB LLC			3	100%	3
COVANCE CLS			3	100%	3
MEDICAL UNIVERSITY SC HOSPITAL			3	100%	3
NORTHERN LIGHT LABORATORY		1	2	67%	3

COVID-19: testing by laboratory

Data through Feb 11, 2021 verified as of Feb 12, 2021 at 09:25 AM

Data in this report are provisional and subject to change.

The numbers in the table below represent the number of Florida and non-Florida residents for whom test results were received by the Department of Health. A person can be tested by more than one laboratory and can have both positive and negative results. **Therefore, the sum of the numbers in each column will be larger than the total number of people tested.**

Reporting lab	Inconclusive	Negative	Positive	Percent positive	Total
COOPER UNIVERSITY HOSPITAL LABORATORY		2	1	33%	3
MEDEXPRESS URGENT CARE-PASADENA		3			3
HEPATOLOGY DIAGNOSTIC LAB			3	100%	3
HELIX MEDICAL CENTERS		1	2	67%	3
MINUTE CLINIC DIAG OF IND LLC #8674		3			3
HIALEAH SHORES NURSING AND		2	1	33%	3
URGENT CARE OF THE SMOKIES			3	100%	3
TERRACE OF ST CLOUD, THE		2	1	33%	3
MANORCARE NURSING & REHABILITATION CENTER-NAPLES		3			3
BRADENTON PHYSICIAN MEDICAL CENTER			3	100%	3
SOUTH COUNTY MENTAL HEALTH CENTER INC			3	100%	3
CVS TN2179POCT MURFREESBORO		3			3
Mill Valley Care Center		3			3
GARCIA MORALES NELSON			3	100%	3
EXETER HOSPITAL		3			3
SANFORD MOBILE LAB			3	100%	3
WINDER NURSING INC DBA WINDER HEALTH CARE		3			3
HCR ManorCare Greentree		3			3
Kroger 124 - The Little Clinic University		3			3
TARRANT COUNTY PUBLIC HEALTH		3			3
ACCESS HEALTH CARE		2	1	33%	3
CORTLAND REGIONAL MEDICAL CENTER		3			3
US SPECIALTY LABS			3	100%	3
VIRTUA MEMORIAL HOSPITAL BURLINGTON COUNTY		1	2	67%	3
FELICIDAD MEDICAL CENTER INC			3	100%	3
MINUTECLINIC DIAG OF IND, LLC #6483		1	2	67%	3
QUALITY LABORATORY SERVICE		2	1	33%	3
SMOKY MOUNTAIN URGENT CARE AND FAMILY MEDICINE CENTER			3	100%	3
MEDEXPRESS URGENT CARE - WALDORF, CRAIN HWY		3			3
CVS NC3319POCT CHARLOTTE		2	1	33%	3
SEMINOLE FAMILY HEALTH CENTER		3			3
GUIDANCE / CARE CENTER, INC		3			3
UNIVERSITY OF KANSAS MEDICAL CENTER			3	100%	3
NEWSTAR MEDICAL LABORATORIES		3			3
SUMNER REGIONAL MEDICAL CENTER		2	1	33%	3
TIFTON CARECONNECT URGENT CARE			3	100%	3
PATHOLOGY REFERENCE LAB LLC			3	100%	3
MEDEXPRESS-HOUSTON EAST FWY		1	2	67%	3
ONslow MEMORIAL HOSPITAL LABORATORY		3			3
UNIVERSITY OF MICHIGAN		2	1	33%	3
ADVANCED URGENT CARE CENTER OF THE UPPER KEYS		1	2	67%	3
GONZALEZ MD AND ASWAD MD HEALTH SERVICES			3	100%	3
MEDEXPRESS URGENT CARE MARTINSBURG		2	1	33%	3
MEDEXPRESS URGENT CARE-CLOQUET		3			3
ORLANDO REGIONAL HEALTH SERVICES		1	2	67%	3
GRADY MEMORIAL HOSPITAL/MICRO			3	100%	3

COVID-19: testing by laboratory

Data through Feb 11, 2021 verified as of Feb 12, 2021 at 09:25 AM

Data in this report are provisional and subject to change.

The numbers in the table below represent the number of Florida and non-Florida residents for whom test results were received by the Department of Health. A person can be tested by more than one laboratory and can have both positive and negative results. **Therefore, the sum of the numbers in each column will be larger than the total number of people tested.**

Reporting lab	Inconclusive	Negative	Positive	Percent positive	Total
GADSDEN COUNTY HEALTH DEPARTMENT			3	100%	3
SCHIFF CENTER FOR LIVER DISEASES		1	2	67%	3
PLAINVIEW PRIMARY CARE		3			3
CVS RI1717POCT 1 CVS DR			3	100%	3
MPG JACKSONVILLE ATLANTIC BLVD		1	2	67%	3
WELLMED AT APOLLO BEACH BLVD		1	2	67%	3
IVY CREEK URGENT CARE OF ENTERPRISE			3	100%	3
MEDEXPRESS URGENT CARE - RICHMOND, W BROAD ST		3			3
BETTERMED URGENT CARE			3	100%	3
STATCARE URGENT AND WALK-IN MEDICAL CA		3			3
CELEBRATION PEDIATRICS PA			3	100%	3
CARENOW-ATASCOCITA			3	100%	3
ALLIED PHYSICIANS GROUP PLLC		3			3
SCRIPPS CLINIC MEDICAL			3	100%	3
MID FLORIDA CLINICAL LABORATORY		2	1	33%	3
HEALGEN SCIENTIFIC			3	100%	3
OPENTRONS PRL		2	1	33%	3
MEDEXPRESS URGENT CARE GREENSBURG		2	1	33%	3
GILCHRIST COUNTY HEALTH DEPT			3	100%	3
CVS IN3975POCT JEFFERSONVILLE		2	1	33%	3
CFP PHYSICIANS GROUP			3	100%	3
PREMIER CLINICAL RESEARCH INSTITUTE INC			3	100%	3
MEDEXPRESS URGENT CARE-CHIPPEWA		2	1	33%	3
HILLVIEW LABORATORY			3	100%	3
SOUTH MIAMI HOSPITAL			3	100%	3
WYOMING DEPT OF HEALTH			3	100%	3
CVS CT718POCT ANSONIA		3			3
LEESBURG COMMUNITY HEALTH CENTERS			3	100%	3
BAPTIST PRIMARY CARE FERNANDINA BEACH			3	100%	3
CVS GA3766POCT DACULA		1	2	67%	3
BRANDON REGIONAL EMERGENCY CTR			3	100%	3
OPTUM OF RED ROAD		3			3
ERIE COUNTY PUBLIC HEALTH CLINICAL		3			3
MEDEXPRESS URGENT CARE - HOLLINS		3			3
Kennedy University Hospital -Wash Twp L		3			3
TMH PHYSICIAN PARTNERS SOUTHWOOD			3	100%	3
MEDEXPRESS - WILMINGTON CONCORD PIKE		2	1	33%	3
QUEST DIAGNOSTICS PSC			3	100%	3
SUN TERRACE HEALTH CARE CENTER			3	100%	3
MED FUSION			3	100%	3
DACH MAIN LAB			3	100%	3
MEDEXPRESS URGENT CARE - LITTLE ROCK		2	1	33%	3
BERGEN NEW BRIDGE M		3			3
MEDEXPRESS URGENT CARE-HERSHEY		2	1	33%	3
CVS TN7289POCT SIGNAL MOUNTAIN		3			3
SPARROW CENTRAL LAB			3	100%	3

COVID-19: testing by laboratory

Data through Feb 11, 2021 verified as of Feb 12, 2021 at 09:25 AM

Data in this report are provisional and subject to change.

The numbers in the table below represent the number of Florida and non-Florida residents for whom test results were received by the Department of Health. A person can be tested by more than one laboratory and can have both positive and negative results. **Therefore, the sum of the numbers in each column will be larger than the total number of people tested.**

Reporting lab	Inconclusive	Negative	Positive	Percent positive	Total
HOUSTON METHODIST HOSPITAL			3	100%	3
ST. PETERSBURG PEDIATRICS- 38TH AVENUE			3	100%	3
MEDIC INFUSION PA		3			3
UHEALTH JACKSON URGENT CARE - CUTLER BAY		1	2	67%	3
KISSIMMEE URGENT CARE		3			3
SARASOTA PERSONAL MEDICINE		2	1	33%	3
BROOME COUNTY HEALTH DEPARTMENT		2	1	33%	3
LPG PEDIATRICS AT LEHIGH ACRES		2	1	33%	3
CROSSVILLE MEDICAL GROUP		1	2	67%	3
LEE COMMUNITY HEALTHCARE INC NORTH FORT MYERS		3			3
OPTUM PRIMARY CARE - SILVER LAKES			3	100%	3
MARYLAND STATE DEPT OF HEALTH	2		1	33%	3
COASTAL LABORATORIES OF FLORIDA			3	100%	3
MINUTECLINIC DIAG OF IND LLC #6840		3			3
CARENOW-LEBANON		1	2	67%	3
CORTLAND COUNTY HEALTH DEPARTMENT		3			3
LAHEY CLINIC MEDICAL CENTER			3	100%	3
PEDIATRICS BY THE SEA JOG RD OFFICE			3	100%	3
ORCHID COVE DAYTONA			3	100%	3
UNIVERISTY OF MIAMI			3	100%	3
MINUTE CLINIC, LLC #4650		3			3
COASTAL SKIN SURGERY AND DERMATOLOGY PL		3			3
NEMOURS CHILDRENS PRIMARY CARE HORIZON WEST			3	100%	3
BNR PHARMACY INC		3			3
PINELLAS POINT NURSING AND REHAB			3	100%	3
TRUE HEALTH - LAKE UNDERHILL		3			3
Broadview Multi-Care Center		3			3
ALLIANCE LABS @LRMC			3	100%	3
STRINGFELLOW MEMORIAL HOSPITAL		3			3
MINUTECLINIC #8760		3			3
SISD EMPLOYEE HEALTH CLINIC			3	100%	3
MENORAH MANOR			3	100%	3
BEEBE MEDICAL CENTER LABORATORY		3			3
BRIGHAM AND WOMEN'S HOSPITAL			3	100%	3
Fort Gaines Health and Rehab		3			3
MINUTECLINIC, LLC #05814		3			3
HEART OF FLORIDA HEALTH CENTER INC			3	100%	3
TRANSPLANT GENOMICS INC (EUROFINS)		3			3
DELAWARE PUBLIC HEALTH LABORATORY		1	2	67%	3
ACL LABORATORIES INDUSTRIAL TOXICOLOGY			3	100%	3
UNIVERSITY HOSPITALS OF CLEVELAND			3	100%	3
FLAGLER FAMILY MEDICINE PA			3	100%	3
MODMD LABORATORY		3			3
MONROE COUNTY FIRE RESCUE		3			3
CVS OH6123POCT CINCINNATI		2	1	33%	3
MONTANA PUBLIC HEALTH LAB			3	100%	3

COVID-19: testing by laboratory

Data through Feb 11, 2021 verified as of Feb 12, 2021 at 09:25 AM

Data in this report are provisional and subject to change.

The numbers in the table below represent the number of Florida and non-Florida residents for whom test results were received by the Department of Health. A person can be tested by more than one laboratory and can have both positive and negative results. **Therefore, the sum of the numbers in each column will be larger than the total number of people tested.**

Reporting lab	Inconclusive	Negative	Positive	Percent positive	Total
MEDEXPRESS URGENT CARE - NORTH LITTLE		2	1	33%	3
PROGRESS PHARMACY INC			3	100%	3
ROANE MEDICAL CENTER		2	1	33%	3
SPRING LAKE REHABILITATION CENTER			3	100%	3
VIRGINIA DIVISION OF CONSOLIDATED LABORATORIES			3	100%	3
TAYLOR MANOR		1	2	67%	3
SSM HEALTH ST LOUIS MICROBIOLOGY LABORATORY		1	2	67%	3
Lakeview Village		3			3
CHURCH OF SCIENTOLOGY FLAG SERVICE ORGANIZATION		2	1	33%	3
JOSEF SCHENKER, MD, PC		3			3
MINUTECLINIC DIAG OF IND, LLC #6472		3			3
NEBRASKA DEPARTMENT OF HEALTH AND HUMAN SERVICES			3	100%	3
MINUTECLINIC DIAG OF IND LLC #1367		3			3
INSPIRA MEDICAL CENTER VINELAND LAB		2	1	33%	3
OHIO DEPARTMENT OF HEALTH LABORATORY		2	1	33%	3
CLEARWATER		2	1	33%	3
CVS SC1540POCT MYRTLE BEACH		2	1	33%	3
ADVANCED HEALTHCARE ASSOCIATES		3			3
CTRS			3	100%	3
PARADISE VILLA ALF INCORPORATED		3			3
SOFTLAB			3	100%	3
SUNDALE NURSING HOME		3			3
GRAND VILLA OF LAKE LAND		3			3
MICHIGAN HEALTH CLINIC LABORATORIES		2	1	33%	3
ESCO DRUG CO INC		3			3
COVID PROCESSING SITE			3	100%	3
Gulfport Rehabilitation Center			3	100%	3
MINUTECLINIC DIAGNOSTIC OF WISCONSIN,		3			3
PRISMA HEALTH MIDLANDS			3	100%	3
AVANTE INVERNESS		1	2	67%	3
PINELLAS PARK HEALTH CENTER - PINELLAS CHD		1	2	67%	3
APEX CLINICAL LABORATORIES INC		3			3
KIDSWOOD PEDIATRICS CORP			3	100%	3
SKIPPACK MEDICAL LAB			3	100%	3
BETH ISRAEL MEDICAL CENTER LABS		3			3
BAPTIST HOSPITAL EMPLOYEE HEALTH OFF			3	100%	3
QUATRACOR PLLC		3			3
CVS MA394POCT SEEKONK		3			3
NORTH SHORE HOSP. INFECTION CONTROL			3	100%	3
PARRISH MEDICAL CENTER-WAIVED TESTING		3			3
MINUTECLINIC, LLC #09202		2	1	33%	3
ASSOCIATES IN MEDICINE		1	2	67%	3
ADVENT HEALTH - CENTRAL PASCO ER			3	100%	3
LIVINGSTON COUNTY DEPT OF HEALTH REPRO			3	100%	3
LEE CONVENIENT CARE AT SUMMERLIN			3	100%	3
MEADOWS AT CYPRESS GARDENS, THE		3			3

COVID-19: testing by laboratory

Data through Feb 11, 2021 verified as of Feb 12, 2021 at 09:25 AM

Data in this report are provisional and subject to change.

The numbers in the table below represent the number of Florida and non-Florida residents for whom test results were received by the Department of Health. A person can be tested by more than one laboratory and can have both positive and negative results. **Therefore, the sum of the numbers in each column will be larger than the total number of people tested.**

Reporting lab	Inconclusive	Negative	Positive	Percent positive	Total
DEPARTMENT OF HEALTH AND HUMAN SERVICES DIVISION OF BEHAVIORAL HEALTH		1	2	67%	3
JS HEALTHCARE		2	1	33%	3
NEMOURS CHILDRENS PRIMARY CARE MAITLAND			3	100%	3
LOYOLA UNIVERSITY MEDICAL CENTER LABORATORY			3	100%	3
NORTH NAPLES HOSPITAL RESPIRATORY THERAPY DEPARTMENT			3	100%	3
ADVANCED HEART CARE OF SOUTH FLORIDA		3			3
FLORIDA HOSPITAL PHYSICIANS GROUP		1	2	67%	3
LINCOLN MEDICAL CENTER		3			3
BAPTIST OUTPATIENT SERVICES			3	100%	3
CABELL HUNTINGTON HOSPITAL CLINICAL LAB			3	100%	3
MEDEXPRESS URGENT CARE NORWIN		3			3
CVS OH3393POCT AURORA		2	1	33%	3
MOBIL LAB FOR ALL INC		3			3
MUNSON MEDICAL CENTER			3	100%	3
FAMILY TREE MEDICAL GROUP PA		2	1	33%	3
RIVER CITY MEDICAL ASSOCIATES INC			3	100%	3
ADRIANA M CASTRO MD PA		3			3
MOULTRIE CREEK NURSING AND REHAB			3	100%	3
YUSRA MEDICAL ASSOCIATES PA		1	2	67%	3
CVS MN6811POCT PLYMOUTH		3			3
MEDEXPRESS URGENT CARE- FORT WORTH N T		3			3
SIGNATURE CARE PFLUGERVILLE			3	100%	3
MINUTECLINIC DIAGNOSTIC OF NORTH CAROLINA PC #7054		3			3
STUYVESANT URGENT CARE		3			3
CUMBERLAND MEDICAL CENTER INC		3			3
SUMMIT MEDICAL GROUP - WEST ORANGE		3			3
HELIX LW UC		1	2	67%	3
CVS NY549POCT RIDGEWOOD		1	2	67%	3
GREENTREE MEDICAL CENTER			3	100%	3
ADVANCED PEDIATRICS			3	100%	3
TIEHH BIOTERRORISM RESPONSE LAB			3	100%	3
VILLAGES HEALTH, THE		3			3
CENTRAL JERSEY URGENT CARE		3			3
NEOGENOMICS LABORATORIES, INC		3			3
CGH MEDICAL CENTER			3	100%	3
GYN PATH SERVICES			3	100%	3
LIFE CARE CENTER OF SKAGIT VALLEY		3			3
EMORY BENNETT VETERANS NURSING HOME		3			3
OHIO CVS STORES		3			3
ANN STORCK CENTER INC		3			3
CLINICAL CARE ASSOCIATES, INC			3	100%	3
MEDEXPRESS URGENT CARE - WHEELING		2	1	33%	3
VA OUTPATIENT CLINIC-NEW PORT RICHEY			3	100%	3
FOX FAMILY PRACTICE		3			3
DASCENA, INC			3	100%	3
MINUTECLINIC, LLC #1431		2	1	33%	3

COVID-19: testing by laboratory

Data through Feb 11, 2021 verified as of Feb 12, 2021 at 09:25 AM

Data in this report are provisional and subject to change.

The numbers in the table below represent the number of Florida and non-Florida residents for whom test results were received by the Department of Health. A person can be tested by more than one laboratory and can have both positive and negative results. **Therefore, the sum of the numbers in each column will be larger than the total number of people tested.**

Reporting lab	Inconclusive	Negative	Positive	Percent positive	Total
CURATIVE		1	2	67%	3
CVS MINUTE CLINIC DIAGNOSTIC MED GRP OF CAL		3			3
Hunterdon Medical Center Laboratory		3			3
TMH PHYSICIAN PARTNERS BLOUNTSTOWN			3	100%	3
WAL-MART STORES EAST LP		2	1	33%	3
BAPTIST PRIMARY CARE, INC.		2	1	33%	3
Village on the Green			3	100%	3
FIRST CARE - MIDDLESBORO			3	100%	3
CONSOLIDATED LABORATORY SERVICES			3	100%	3
COVENANT PEDIATRICS		1	2	67%	3
COMMUNICABLE DISEASE CONTROL/PUBLIC HEALTH EMERGENCY PREPAREDNESS			3	100%	3
Magnolia Health and Rehab Center			3	100%	3
MEDEXPRESS URGENT CARE - WICHITA, S SENECA ST		1	2	67%	3
YORK HOSPITAL - LABORATORY			3	100%	3
Kroger 758 - The Little Clinic Providence		3			3
PREMIER FAMILY AND SPORTS MEDICINE		2	1	33%	3
ALOHA HOME CARE LLC DBA ACCENTCARE HOME HEALTH OF		3			3
CAMPAZZI CONCIERGE MEDICAL SERVICES		2	1	33%	3
CVS CA9113POCT CHULA VISTA		3			3
Englewood Health and Rehab			3	100%	3
ADVICE FOR OPTIMAL WELLNESS, INC			3	100%	3
CCRX OF NORTH CAROLINA, LLC		2	1	33%	3
INDIANA STATE DEPARTMENT OF HEALTH LABORATORIES			3	100%	3
DOCTORS HOSPITAL RENAISSANCE			3	100%	3
TUFTS MEDICAL CENTER			3	100%	3
Bethany Health and Rehab		3			3
URGENT DOC - URGENT CARE CLINIC			3	100%	3
RAPID CITY RUGENT CARE			3	100%	3
OHIO HEALTH DOCTORS HOSPITAL			3	100%	3
FLORIDA GASTROENTEROLOGY ASSOCIATES PA		3			3
INTERNAL MEDICINE AND WOUND CARE SPECIALIST LLC		3			3
PRINCIPLE HOSPICE SERVICE, LLC			3	100%	3
WALGREENS #07502		3			3
KINGS BAY PEDIATRICS LLC			3	100%	3
ST LUKES HOSPITAL LABORATORY		2	1	33%	3
FRESENIUS MEDICAL CARE			3	100%	3
DOC PAM PA		2	1	33%	3
PEPIN ACADEMIES-PASCO		3			3
SENTARA NORFOLK GENERAL HOSPITAL CENTRAL LAB			3	100%	3
TAMPA		1	2	67%	3
COMMUNITY MEDICAL CENTER			3	100%	3
SHANDS AT LAKE SHORE LAB		1	2	67%	3
Kroger 635 - The Little Clinic Dacula		3			3
EMERALD COAST CENTER			3	100%	3
REGIONAL MEDICAL LAB			3	100%	3
Westside Terrace		3			3

COVID-19: testing by laboratory

Data through Feb 11, 2021 verified as of Feb 12, 2021 at 09:25 AM

Data in this report are provisional and subject to change.

The numbers in the table below represent the number of Florida and non-Florida residents for whom test results were received by the Department of Health. A person can be tested by more than one laboratory and can have both positive and negative results. **Therefore, the sum of the numbers in each column will be larger than the total number of people tested.**

Reporting lab	Inconclusive	Negative	Positive	Percent positive	Total
ADVANCED MEDICAL RESEARCH CENTER LLC			3	100%	3
LEXINGTON MEDICAL CENTER		1	2	67%	3
FAMILY MEDICAL CLINIC HOMESTEAD, LLC			3	100%	3
Bainbridge Health and Rehab		3			3
MINUTECLINIC DIAGNOSTIC MED GRP OF SAN		3			3
WINCHESTER MEDICAL CENTER			3	100%	3
Life Care Center of Citrus County		2	1	33%	3
MEDICAL CENTER OF THE ROCKIES			3	100%	3
CVS DC1340POCT WASHINGTON		3			3
MINUTECLINIC DIAGNOSTIC OF TEXAS LLC		2	1	33%	3
SOUTH LAKE FAMILY HEALTH CENTER			3	100%	3
NORTHWEST FLORIDA CLINICAL LAB		1	2	67%	3
NORTHCREST MEDICAL CENTER		1	2	67%	3
FHPG TAMPA PRIMARY CARE			3	100%	3
CVS TX8387POCT AUSTIN		3			3
CENTRAL JERSEY URGENT CARE OF BROWN MI		3			3
MEDEXPRESS URGENT CARE, CHAMBERSBURG		2	1	33%	3
CALLE OCHO DIALYSIS			3	100%	3
FLORIDA LABORATORY ANALYSIS, LLC			3	100%	3
HUNT CLUB MEDICAL CARE			3	100%	3
MEDFIRST URGENT CARE			3	100%	3
ST. LUKE'S HOSPITAL - BETHLEHEM CAMPUS		1	2	67%	3
HEARTLAND - CHARLESTON OF HANAHAN SC,		3			3
Rosedale Green		3			3
HAVEN CUSTEAD CARE CENTER			3	100%	3
NORTH DAKOTA DEPT OF HEALTH MICROBIOLOGY		1	2	67%	3
NC STATE LABORATORY OF PUBLIC HEALTH		3			3
HARBOUR'S EDGE		2	1	33%	3
WEST TN HEALTH MED NORTH		3			3
Cleveland Clinic Weston			3	100%	3
LAURELLWOOD NURSING CENTER		1	2	67%	3
FLORIDA MEDICAL CLINIC -INTERNAL MED DADE CITY			3	100%	3
CVS GA2147POCT KENNESAW		2	1	33%	3
ALLIANCE FOR MULTISPECIALTY RESEARCH		3			3
MINUTE CLINIC LLC #0169		3			3
THE OASIS BEACHSIDE		3			3
SCIENTIFIC LABORATORY DIVISION			3	100%	3
FLORIDA DEPARTMENT OF HEALTH SEMINOLE COUNTY		1	2	67%	3
NYC PUBLIC HEALTH LABS			3	100%	3
CARESPOT-WELLINGTON			3	100%	3
THE PATHOLOGY LABORATORY		1	2	67%	3
CONCIMED LLC		2	1	33%	3
PROMPT CARE OF CENTRAL FLORIDA LLC			3	100%	3
MINUTECLINIC DIAGNOSTIC OF TN, PC 6304		2	1	33%	3
MINUTECLINIC DIAGNOSTIC OF TN PC #240		3			3
WINDSOR AT OCALA		2	1	33%	3

COVID-19: testing by laboratory

Data through Feb 11, 2021 verified as of Feb 12, 2021 at 09:25 AM

Data in this report are provisional and subject to change.

The numbers in the table below represent the number of Florida and non-Florida residents for whom test results were received by the Department of Health. A person can be tested by more than one laboratory and can have both positive and negative results. **Therefore, the sum of the numbers in each column will be larger than the total number of people tested.**

Reporting lab	Inconclusive	Negative	Positive	Percent positive	Total
WHITE EARTH IHS MAIN LAB		3			3
CVS PA813POCT RICHBORO		3			3
STEAMBOAT EMERGENCY CENTER			3	100%	3
MORGAN STANLEY HEALTH CENTER		3			3
FLORIDA MENTOR-POINT WEST CLUSTER		3			3
PUBLIC HEALTH TRUST OF MIAMI DADE COUNTY			3	100%	3
ADVANCED URGENT CARE LLC		1	2	67%	3
ASPEN VALLEY HOSPITAL			3	100%	3
MEDEXPRESS URGENT CARE - WILKES BARRE		2	1	33%	3
CULLMAN REGIONAL URGENT CARE		2	1	33%	3
CVS NC7588POCT ASHEVILLE		3			3
THE CLINIC OF PEDIATRICS & GI MEDICINE, INC			3	100%	3
BROOKDALE SENIOR LIVING			3	100%	3
THOMAS LANGLEY			3	100%	3
EAST TENNESSEE CHILDREN'S HOSPITAL		2	1	33%	3
BARONESS ERLANGER HOSPITAL		3			3
OHSU MOLECULAR MICROBIOLOGY LAB		2	1	33%	3
MARION COUNTY FIRE RESCUE		3			3
PROPATH			3	100%	3
MEDEXPRESS URGENT CARE - WEST ST PAUL, ROBERT ST S		3			3
NOVANT HEALTH PRESBYTERIAN		2	1	33%	3
CLINICAL ASSOCIATES OF ORLANDO LLC		3			3
MEDEXPRESS URGENT CARE - WAXAHACHIE, N HIGHWAY 77		1	2	67%	3
LISTENING DOCTOR PLLC, THE			3	100%	3
MINUTECLINIC MINUTECLINIC #921		3			3
SAVANNAH COVE		3			3
CENTRAL DUPAGE HOSPITAL			3	100%	3
PROHEALTH PRIMARY CARE - GLEN OAKS		3			3
PATIENT FIRST - ALLENTOWN			3	100%	3
CROWNE HEALTH CARE OF FORT PAYNE		2	1	33%	3
RHEA MEDICAL CENTER		3			3
MINUTECLINIC DIAGNOSTIC OF MICHIGAN, P		3			3
Lenox on the Lake			3	100%	3
ELITE PRIMARY CARE OF WAYCROSS			3	100%	3
CUMBERLAND HEIGHTS		3			3
MINUTECLINIC DIAG OF IND, LLC #6910		3			3
VELOCITY CARE			3	100%	3
HALIFAX HEALTH CARE FOR WOMEN		3			3
MAYO		1	2	67%	3
LUVERNE HEALTH AND REHABILITATION		3			3
CELEBRATION PRIMARY CARE ASSOCIATES LLC		3			3
CVS IL8747POCT CHICAGO		3			3
MINUTE CLINIC LLC # 2033		2	1	33%	3
LEE PHYSICIAN GROUP		2	1	33%	3
MINUTECLINIC DIAGNOSTIC OF PENNSYLVAN		2	1	33%	3
FLORIDA DEPARTMENT OF HEALTH IN MIAMI DADE COUNTY		2	1	33%	3

COVID-19: testing by laboratory

Data through Feb 11, 2021 verified as of Feb 12, 2021 at 09:25 AM

Data in this report are provisional and subject to change.

The numbers in the table below represent the number of Florida and non-Florida residents for whom test results were received by the Department of Health. A person can be tested by more than one laboratory and can have both positive and negative results. **Therefore, the sum of the numbers in each column will be larger than the total number of people tested.**

Reporting lab	Inconclusive	Negative	Positive	Percent positive	Total
MINUTECLINIC DIAGNOSTIC OF OHIO #3407		3			3
2412 LEBANON PIKE		2	1	33%	3
SMH PHYSICIAN SERVICES INC		3			3
SURETOX LABORATORY LLC		2	1	33%	3
BRENTWOOD SENIOR LIVING AT ST PETE			3	100%	3
MEDEXPRESS URGENT CARE, BELLE VERNON		3			3
RICHMOND CITY DEPARTMENT OF PUBLIC HEALTH			3	100%	3
LITTLE SPURS PEDIATRIC URGENT CARE		1	2	67%	3
IOWA DEPARTMENT OF PUBLIC HEALTH			3	100%	3
YATES COUNTY PUBLIC HEALTH		3			3
ST MARYS MEDICAL CENTER			3	100%	3
ADVENT HEALTH MEDICAL GROUP FAMILY MEDICINE			3	100%	3
Rutgers Health Rwj University Hospital - Laboratory		2	1	33%	3
GAINESVILLE PEDIATRIC ASSOCIATES			3	100%	3
GROVES CENTER			3	100%	3
CULLMAN REGIONAL MEDICAL CENTER		2	1	33%	3
SOFTCELL L-FORM LABORATORIES, LLC			3	100%	3
ESTERO FIRE RESCUE		3			3
NDX-CORE LAB			3	100%	3
FLORIDA HOSPITAL LABORATORIES		3			3
MED EXPRESS URGENT CARE PC - MARYLAND		2	1	33%	3
MEDEXPRESS URGENT CARE-ARLINGTON		2	1	33%	3
BAYCARE MEDICAL GROUP, INC		3			3
Kroger 959 - The Little Clinic Carmel		3			3
SUPER HEALTH PHARMACY LLC		3			3
NORTH BROWARD HOSPITAL DISTRICT HEALTHCARE FOR THE HOMELESS			3	100%	3
AUSTIN PUBLIC HEALTH			3	100%	3
NORTH CAROLINA DEPT OF HEALTH & HUMAN SRVCS STATE LAB OF PUBLIC HEALTH			3	100%	3
CVS MINUTE CLINIC DIAG OF IND, LLC #6549		3			3
Wynfield Park Health and Rehabilitation		3			3
CVS PA1671POCT LANCASTER		3			3
BNC Medical Investors, LLC Berrien Nursing & Rehabilitation Center		3			3
MEDICAL SERVICES OF AMERICA HOME HEALTH		3			3
VICAR'S LANDING NURSING HOME		2	1	33%	3
NATURE COAST PRIMARY CARE LAB LLC			3	100%	3
EXTENDICARE HEALTH & REHAB CENTER		3			3
Kroger 388 - The Little Clinic Braelinn Village		3			3
Kroger 627 - The Little Clinic Castleberry		2	1	33%	3
CENTURY LINK SPORTS COMPLEX			3	100%	3
HARBORCHASE OF STUART			3	100%	3
HEALTHQUEST, INC		2	1	33%	3
24TH WEAPONS OF MASS DESTRUCTION - CIVIL SUPPORT		3			3
MEDFUSION		2	1	33%	3
PEDIATRICS AND ADOLESCENT MEDICINE		2	1	33%	3
WESTMINSTER SUNCOAST			2	100%	2
Kroger 125 - The Little Clinic Castle Rock		2			2

COVID-19: testing by laboratory

Data through Feb 11, 2021 verified as of Feb 12, 2021 at 09:25 AM

Data in this report are provisional and subject to change.

The numbers in the table below represent the number of Florida and non-Florida residents for whom test results were received by the Department of Health. A person can be tested by more than one laboratory and can have both positive and negative results. **Therefore, the sum of the numbers in each column will be larger than the total number of people tested.**

Reporting lab	Inconclusive	Negative	Positive	Percent positive	Total
REGIONAL MEDICAL CENTER BAYONET POINT			2	100%	2
PM PEDIATRICS OF BAYSIDE, PLLC - MANHASSET		2			2
CVS PA7611POCT ALLISON PARK		2			2
MEMORIAL HERMANN HOSPITAL			2	100%	2
MEDEXPRESS URGENT CARE - WEXFORD		2			2
HOLY FAMILY MEDICAL CENTER		1	1	50%	2
ALL4KIDZ PEDIATRICS LLC		2			2
UF KANAPAH LAB BEAKER		2			2
FLORIDA DEPARTMENT OF HEALTH (FDOH)			2	100%	2
EASTSIDE SPORTS COMPLEX			2	100%	2
UNIVERSITY COMMUNITY HEALTH SERVICES		1	1	50%	2
Georgiana Health and Rehabilitation, LLC		2			2
CROSSROADS URGENT CARE DBA URGENT TEA		2			2
MINUTE CLINIC DIAGNOSTIC OF KANSAS PA		2			2
ST LUCIE COUNTY HEALTH DEPARTMENT		1	1	50%	2
GENESIS FAMILY PRACTICE			2	100%	2
CARE 365			2	100%	2
THE EDGEWATER AND WATERMAN VILLAGE			2	100%	2
MEDEXPRESS URGENT CARE - BRIDGEVILLE		2			2
OUR LADY OF THE LAKE REGIONAL MEDICAL CENTER			2	100%	2
AIRPORT CLINIC			2	100%	2
KETAMINE HEALTH CENTERS AT BONITA SPRINGS, LLC		2			2
BENEVA LAKES ASSISTED LIVING CENTER			2	100%	2
EASTLAKE MEDICAL CENTER		2			2
REGIONS HOSPITAL LABORATORY			2	100%	2
CVS MO10151POCT SPRINGFIELD		1	1	50%	2
MINUTECLINIC DIAGNOSTIC OF SC, LLC #4		2			2
SCIENTIFIC LABORATORY COMPANY		2			2
BMC/JACSONVILLE		1	1	50%	2
WILLAMETTE VALLEY TOXICOLOGY LLC		2			2
BAYSTATE MEDICAL CENTER		1	1	50%	2
HOLY TRINITY PHARMACY LLC		2			2
MINUTECLINIC DIAGNOSTIC OF NEVADA-9586		1	1	50%	2
GENETIC ASSAYS INC			2	100%	2
UMHC HOLLYWOOD LABORATORY			2	100%	2
BRANDYWYNE HEALTH CARE CENTER			2	100%	2
MATHER HOSPITAL			2	100%	2
PM PEDIATRICS OF SELDEN, PLLC		2			2
EMERALD TRACE		2			2
ORMOND BEACH URGENT CARE			2	100%	2
Kings County Hospital Center			2	100%	2
MEDEXPRESS URGENT CARE-BLOOMFIELD AVEN		2			2
BOSTON PUBLIC HEALTH COMMISSION			2	100%	2
ALVERNO CLINICAL LABORATORIES			2	100%	2
GILCHRIST COUNTY FIRE DEPARTMENT			2	100%	2
WALGREENS #3811			2	100%	2

COVID-19: testing by laboratory

Data through Feb 11, 2021 verified as of Feb 12, 2021 at 09:25 AM

Data in this report are provisional and subject to change.

The numbers in the table below represent the number of Florida and non-Florida residents for whom test results were received by the Department of Health. A person can be tested by more than one laboratory and can have both positive and negative results. **Therefore, the sum of the numbers in each column will be larger than the total number of people tested.**

Reporting lab	Inconclusive	Negative	Positive	Percent positive	Total
ADVENT HEALTH MEDICAL GROUP FAMILY AND INTERNAL MEDICINE AT AVALON PAR		1	1	50%	2
HANOVER ENDOSCOPY CENTER		2			2
Robert Cranfield			2	100%	2
CVS OH6185POCT PICKERINGTON		2			2
DUKE HEALTH REGIONAL HOSPITAL			2	100%	2
ORLANDO LUTHERAN TOWERS		1	1	50%	2
CARESPOT URGENT CARE		1	1	50%	2
Manorcare Health Services West Reading North		2			2
SHORE MEDICAL CENTER		2			2
TMH EC NORTHEAST LABORATORY			2	100%	2
DALLAS BAPTIST UNIVERSITY - HEALTH SERVICES			2	100%	2
ORLANDO FAMILY PHYSICIANS INC			2	100%	2
DOCTORS CARE OF PALM COAST			2	100%	2
Hackensack Univ Medical Center At Pasc		1	1	50%	2
SPECIALTY LABORATORIES			2	100%	2
DOCTOR'S IN-HOUSE LAB/COMMUNITY HEALTH CENTERS OF PINELLAS - JOHNNIE R			2	100%	2
INTERCOASTAL FAMILY PRATICE			2	100%	2
Kroger 412 - The Little Clinic Oxford		2			2
TRINITAS REGIONAL MEDICAL CENTER		1	1	50%	2
Kroger 186 - The Little Clinic Holiday Manor		1	1	50%	2
INTERMOUNTAIN MEDICAL CENTER			2	100%	2
MINUTECLINIC DIAGNOSTIC OF OHIO #6147		1	1	50%	2
PEDIATRIC HEALTH CARE		1	1	50%	2
HOPE HEALTH CARE, LLC		2			2
SPRINGFIELD HOSPITAL LABORATORY			2	100%	2
PICHARDO CLINIC, THE			2	100%	2
PRECISION DIAGNOSTIC INC		2			2
CHNJ		2			2
POINT OF CARE PRIVATE HEALTH MANAGEMENT			2	100%	2
OPP HEALTH AND REHABILITATION		2			2
MIDDLEBURG PEDIATRICS			2	100%	2
ILLINOIS DEPT OF PUBLIC HEALTH LABS			2	100%	2
ASCENSION ST MICHAEL'S HOSPITAL LAB		1	1	50%	2
INSPIRIT SENIOR LIVING			2	100%	2
FUTURE PEDIATRICS		1	1	50%	2
BAYFRONT FAMILY HEALTH CENTER			2	100%	2
WHOLE CHILD PEDIATRICS			2	100%	2
PHYSICIANS MEDICAL CENTER		2			2
HAMILTON COUNTY HEALTH DEPARTMENT		2			2
SOUTHEAST GEORGIA HEALTH SYSTEM, INC D		2			2
DOWN HOME MEDICAL			2	100%	2
PHYSICIANS LABORATORY SERVICES			2	100%	2
FALCON HEALTH CENTER			2	100%	2
FIRST CHOICE MEDICAL PC			2	100%	2
HARRINGTON PARK HEALTH AND REHAB		2			2
LABRADOR PRIMARY CARE CENTER			2	100%	2

COVID-19: testing by laboratory

Data through Feb 11, 2021 verified as of Feb 12, 2021 at 09:25 AM

Data in this report are provisional and subject to change.

The numbers in the table below represent the number of Florida and non-Florida residents for whom test results were received by the Department of Health. A person can be tested by more than one laboratory and can have both positive and negative results. **Therefore, the sum of the numbers in each column will be larger than the total number of people tested.**

Reporting lab	Inconclusive	Negative	Positive	Percent positive	Total
CVS MD1881POCT DUNKIRK		2			2
OELWEIN HEALTH CARE CENTER		2			2
NORTON IMMEDIATE CARE CENTER - PRESTON			2	100%	2
MARQUESA MEDICAL		2			2
DELRAY BEACH HEALTH DEPT LAB			2	100%	2
HAWAII DEPARTMENT OF HEALTH			2	100%	2
MINUTECLINIC DIAGNOSTIC OF OHIO #6139		2			2
87TH MEDICAL GROUP - MCGUIRE AMBULATORY CARE FACILITY		2			2
GEISINGER MEDICAL CENTER		2			2
QUEST DIAGNOSTICS CLINICAL LABORATORIES INC		2			2
CVS PHARMACY INC DBA CVS/PHARMACY #10908		2			2
Kroger 853 - The Little Clinic East Broad Street		2			2
CVS IL1170POCT JOLIET		2			2
US LABS		2			2
COOPER CLINIC			2	100%	2
MID-FLORIDA PATHOLOGY LLC - MOBILE UNIT # 3			2	100%	2
FASTCARE LLC			2	100%	2
NEW GEN LABS			2	100%	2
BELLIN HOSPITAL			2	100%	2
PINARD HOME HEALTH SERVICES INC			2	100%	2
Good Samaritan Society-Blackduck		1	1	50%	2
NEW YORK STATE DEPARTMENT OF HEALTH		1	1	50%	2
SOUTHSIDE FAMILY MEDICAL		2			2
NEMOURS CHILDRENS PRIMARY CARE			2	100%	2
FLORIDA DEPARTMENT OF HEALTH IN LEE COUNTY		1	1	50%	2
AMEDISYS HOME HEALTH OF GREENVILLE			2	100%	2
MEDLOGIC, LLC		2			2
SARASOTA IMMEDIATE CARE			2	100%	2
FHCP ASC - ORANGE CITY			2	100%	2
Kroger 571 - The Little Clinic Hendersonville		1	1	50%	2
Kroger 096 - The Little Clinic Orchard and Holly		2			2
BLUEWATER TOXICOLOGY			2	100%	2
DOCTOR 4 U CLINIC			2	100%	2
MINUTECLINIC #1773		2			2
SWEETWATER NURSING CENTER		2			2
Kroger 647 - The Little Clinic Newnan Crossings		1	1	50%	2
INA		1	1	50%	2
MOBILE COUNTY HEALTH DEPARTMENT		1	1	50%	2
CVS NH6596POCT HAMPTON		2			2
STANFORD HEALTH CARE ANATOMIC PATHOLOGY & CLINICAL LAB			2	100%	2
MIDWAY SPECIALTY CARE RX LLC			2	100%	2
CENTRAL FLORIDA FAMILY HEALTH CENTER		2			2
ASSOCIATES IN UROGYNECOLOGY MD LLC		2			2
ALL PEDIATRIC CARE PA			2	100%	2
METHODIST MANSFIELD MEDICAL CENTER			2	100%	2
MEDICAL CENTER OF CENTRAL GEORGIA			2	100%	2

COVID-19: testing by laboratory

Data through Feb 11, 2021 verified as of Feb 12, 2021 at 09:25 AM

Data in this report are provisional and subject to change.

The numbers in the table below represent the number of Florida and non-Florida residents for whom test results were received by the Department of Health. A person can be tested by more than one laboratory and can have both positive and negative results. **Therefore, the sum of the numbers in each column will be larger than the total number of people tested.**

Reporting lab	Inconclusive	Negative	Positive	Percent positive	Total
HARBORCHASE OF GAINESVILLE			2	100%	2
ATLAS GENOMICS			2	100%	2
LABCORP OF AMERICA HOLDINGS		1	1	50%	2
MINUTECLINIC, LLC, DBA MINUTECLINIC #4		2			2
LEGACY LABORATORY SERVICES			2	100%	2
LEGACY ER & URGENT CARE - FRISCO WEST			2	100%	2
UT AUSTIN UNIVERSITY HEALTH SERVICES			2	100%	2
CHAPPEL GROUP RESEARCH, THE		2			2
SUNCOAST TECHNICAL COLLEGE SCHOOL OF HEALTH		2			2
HUMILITY OF MARY HEALTH PARTNERS			2	100%	2
TRUSTBRIDGE			2	100%	2
ST. JOSEPH REGIONAL MEDICAL CENTER			2	100%	2
SAFE PMC		2			2
BIOHEALTH MEDICAL LAB INC			2	100%	2
BAPTIST HOSPITAL NURSING/PATIENT CARE			2	100%	2
MINUTECLINIC MINUTECLINIC #4978		1	1	50%	2
COMMUNITY HEALTH CENTERS OF PINELLAS, INC			2	100%	2
RIVERSIDE METHODIST HOSPITAL LAB			2	100%	2
CVS SC2497POCT LEXINGTON		2			2
CVS TX10140POCT THE WOODLANDS		2			2
WINKLER COURT		1	1	50%	2
MINUTECLINIC DIAG OF IND, LLC #8645		2			2
MILFORD REGIONAL HOSPITAL			2	100%	2
DALLAS VA MEDICAL CENTER - VA NORTH TEXAS HEALTH CARE SYSTEM			2	100%	2
MANATEE MEMORIAL HOSPITAL CLINICAL LABORATORY			2	100%	2
DR. G'S URGENT CARE			2	100%	2
MEMORIAL HEALTH UNIVERSITY MEDICAL CENTER			2	100%	2
PALM BAY COMMUNITY OUTPATIENT CLINIC		2			2
PEACE RIVER MEDICAL CENTER		2			2
SPRINGHILL SENIOR RESIDENCE		2			2
SOUTHERN BREEZE HEALTHCARE		1	1	50%	2
Chatham Nursing and Rehab Center		2			2
SPECTRUM HEALTH			2	100%	2
BLACK STALLION WALK IN AND EXERCISE CLINICS LLC		1	1	50%	2
SIGNAL DIAGNOSTICS DBA FLOWHEALTH LABS			2	100%	2
NORTHSIDE FAMILY MEDICINE AND URGENT CARE (EAST COBB)		2			2
NORTH COUNTRY FAMILY HEALTH CENTER INC		2			2
GULF COAST REGIONAL MEDICAL CARE		2			2
TMH PHYSICIAN PARTNERS MONTICELLO		1	1	50%	2
GOLDSTEIN			2	100%	2
UNIVERSTIY OF ILLINOIS HOSPITAL			2	100%	2
GINKGO-IXLAYER		2			2
WE CARE HOME HEALTH SOLUTIONS LLC			2	100%	2
Providence of Sparta Health and Rehabilitation		2			2
PEDIATRICS IN NORTH FLORIDA PA			2	100%	2
NEMOURS CHILDREN'S URGENT CARE LAKE NONA			2	100%	2

COVID-19: testing by laboratory

Data through Feb 11, 2021 verified as of Feb 12, 2021 at 09:25 AM

Data in this report are provisional and subject to change.

The numbers in the table below represent the number of Florida and non-Florida residents for whom test results were received by the Department of Health. A person can be tested by more than one laboratory and can have both positive and negative results. **Therefore, the sum of the numbers in each column will be larger than the total number of people tested.**

Reporting lab	Inconclusive	Negative	Positive	Percent positive	Total
MOUNT SINAI AVENTURA DIAGNOSTIC CENTER			2	100%	2
MEDEXPRESS URGENT CARE - LEDGEWOOD		2			2
VALLEY MEDICAL LABORATORY			2	100%	2
JOHNNIE RUTH CLARKE LAB			2	100%	2
Walgreens #10207		2			2
EXPRESS CARE WALK-IN CLINIC			2	100%	2
U OF MIAMI MILLER SCHOOL OF MEDICINE			2	100%	2
CARE CENTERS OF NASSAU LLC MINER ROAD NORTH		2			2
CVS SC2736POCT MURRELLS INLET		2			2
Jackson Health Care Facility			2	100%	2
MEDEXPRESS URGENT CARE- COLUMBIA HEIGH		2			2
MINUTECLINIC DIAGNOSTIC PA #3344		2			2
MINUTE CLINIC DIAGNOSTIC OF VIRGINIA, LLC #1905		2			2
MD NOW URGENT CARE CENTER INC.			2	100%	2
MISSION HOSPITAL REGIONAL MEDICAL CENTER			2	100%	2
FAMILY FIRST PEDIATRICS			2	100%	2
ADVANCE FAMILY PRACTICE LLC□			2	100%	2
VIRGINIA DEPT OF HEALTH OFFICE OF EPIDEMIOLOGY			2	100%	2
JULIE STAATS DO		2			2
MASSACHUSETTS DEPARTMENT OF HEALTH			2	100%	2
MADISON HOSPITAL LABORATORY			2	100%	2
BAYSIDE URGENT CARE CENTER INC			2	100%	2
CARE ATC SUN HYDRAULICS TALLAVAST			2	100%	2
MINUTE CLINIC DIAGNOSTIC OF VIRGINIA, LLC #7543		2			2
Walgreens #5984		2			2
CRUC CMCH-COVID-19		2			2
YOUTH AND YOU, INC		2			2
MARCO ISLAND MEDICAL CENTER			2	100%	2
CIGNA GATEWAY			2	100%	2
MC DIAGNOSTIC OF CONNECTICUT, PC #114		2			2
SWEDISH COVENANT HOSPITAL			2	100%	2
MEASE COUNTRYSIDE HOSPITAL CARDIAC REH			2	100%	2
MEDSTAR HARBOR HOSPITAL			2	100%	2
FIRST PREVENTION AND DIALYSIS CENTER LLC			2	100%	2
PREMIER MEDICAL LABORATORY			2	100%	2
MEDEXPRESS URGENT CARE - SPRINGFIELD, COOLEY ST		2			2
CVS PA233POCT NEWTOWN SQUARE		2			2
WISE HEALTH SYSTEM		1	1	50%	2
Hartwell Health and Rehabilitation		2			2
SOUTHERN TENNESSEE MEDICAL CENTER			2	100%	2
Kroger 328 - The Little Clinic Henderson Road		2			2
CARE NOW DENTON			2	100%	2
FLORIDA CLINICAL LABORATORY INC			2	100%	2
Stillwater Healthcare		2			2
Kroger 745 - The Little Clinic Somerset		2			2
IMMERSION RESIDENTIAL LLC			2	100%	2

COVID-19: testing by laboratory

Data through Feb 11, 2021 verified as of Feb 12, 2021 at 09:25 AM

Data in this report are provisional and subject to change.

The numbers in the table below represent the number of Florida and non-Florida residents for whom test results were received by the Department of Health. A person can be tested by more than one laboratory and can have both positive and negative results. **Therefore, the sum of the numbers in each column will be larger than the total number of people tested.**

Reporting lab	Inconclusive	Negative	Positive	Percent positive	Total
BUFFALO CROSSINGS HEALTHCARE AND REHABILITATION CENTER			2	100%	2
University Plaza Rehabilitation and Nursing			2	100%	2
ACCESS LABORATORIES LLC			2	100%	2
CREATIVE HEALTH CENTER			2	100%	2
MEDEXPRESS URGENT CARE-SELINGSGROVE		2			2
INSPIRE HEALTHCARE CENTER			2	100%	2
ADVANCED MEDICAL CARE			2	100%	2
MEMORIAL HOSPITAL OF SOUTH BEND			2	100%	2
FLORIDA MEDICAL CENTER			2	100%	2
IVY ROSEN MD PLLC		2			2
PruittHealth Lakehaven		2			2
MEDEXPRESS URGENT CARE - EAST BRUNSWICK		2			2
NEIGHBORCARE PHARMACY SERVICES		2			2
WELLMED AT FORT PIERCE		1	1	50%	2
SUNNYSIDE MANOR		2			2
BAYLOR SCOTT & WHITE COMPREHENSIVE WOUND			2	100%	2
Kroger 686 - The Little Clinic Farragut		2			2
LEHIGH MEDICAL AND RESEARCH CENTER, INC			2	100%	2
MINUTECLINIC DIAG OF IND, LLC #5369		1	1	50%	2
MINUTECLINIC DIAG OF IND LLC #1138		1	1	50%	2
PTC LABORATORIES			2	100%	2
TENNESSEE DEPARTMENT OF HEALTH (TDH) - REGIONAL LABORATORY			2	100%	2
LEESBURG REGIONAL MEDICAL CENTER URGENT CARE			2	100%	2
OSF SAINT FRANCIS MEDICAL CENTER			2	100%	2
RAPID RESULT CORP LLC		1	1	50%	2
ATHENA CARE RESOURCES LLC		2			2
SCDHEC BUREAU OF LABORATORIES			2	100%	2
VELOCITY URGENT CARE			2	100%	2
TRICORE REFERENCE LABORATORY		1	1	50%	2
CVS IL8751POCT CHICAGO		2			2
THE WINDSOR ORTEGA		2			2
ACN PHYSICIANS GROUP CORP			2	100%	2
SUNCREST OMNI		2			2
MARTIN MEDICAL CENTER INC		1	1	50%	2
MINUTECLINIC DIAGNOSTIC OF OHIO #4401		2			2
ST. ELIZABETH HEALTHCARE			2	100%	2
STOP URGENT CARE			2	100%	2
MANSFIELD MEDICAL LODGE			2	100%	2
EAST NAPLES PEDIATRICS			2	100%	2
CVS AZ9290POCT PHOENIX		2			2
JEFFERSON WASHINGTON TOWNSHIP HOSPITAL		2			2
HEALTH FIRST MEDICAL GROUP			2	100%	2
MEMORIAL HERMANN CONSOLIDATED LABORATORY SERVICES			2	100%	2
SIGNATURE CARE LEWISVILLE-EMERGENCY CENTER		1	1	50%	2
MARTHA A PRICE MD PA		1	1	50%	2
ENVOY OF FORK UNION, LLC DBA ENVOY AT THE VILLAGE		2			2

COVID-19: testing by laboratory

Data through Feb 11, 2021 verified as of Feb 12, 2021 at 09:25 AM

Data in this report are provisional and subject to change.

The numbers in the table below represent the number of Florida and non-Florida residents for whom test results were received by the Department of Health. A person can be tested by more than one laboratory and can have both positive and negative results. **Therefore, the sum of the numbers in each column will be larger than the total number of people tested.**

Reporting lab	Inconclusive	Negative	Positive	Percent positive	Total
MEDEXPRESS URGENT CARE - LINCOLN VILLA		2			2
MID-FLORIDA HEMATOLOGY AND ONCOLOGY CENTERS		2			2
FAMILY CARE SPECIALISTS OF ORLANDO			2	100%	2
MEDEXPRESS URGENT CARE - CEDAR KNOLLS		2			2
VITAL CARE CLINIC, LLC			2	100%	2
PEACEHEALTH CENTRAL		2			2
MEDAILLE COLLEGE WELLNESS CENTER		2			2
ANDERSON COUNTY HOSPITAL			2	100%	2
ADVENT HEALTH CENTRAL TEXAS		1	1	50%	2
WARE EXPRESS CARE			2	100%	2
SOUTH DAKOTA DEPARTMENT OF HEALTH		2			2
UNIVERSITY HOSPITAL OF BROOKLYN		2			2
APALACHEE CENTER INC		2			2
Warren Center for Rehabilitation and Nursing		2			2
PALM CITY NURSING AND REHAB CENTER			2	100%	2
MEDEXPRESS URGENT CARE - OMAHA N 72 ST		2			2
COMMUNITY HEALTH CENTERS INC			2	100%	2
WELL HEALTH LABS			2	100%	2
GERM BUSTERS 911 LLC			2	100%	2
MIDWAY PRIMARY CARE LLC		2			2
WASHINGTON STATE DEPARTMENT OF HEALTH PUBLIC HEALTH LABORATORIES			2	100%	2
LILY PHARMACY		2			2
ROCKEFELLER UNIVERSITY CLINICAL GENOMICS LABORATOR		2			2
WALGREENS #05477		2			2
NATIONAL JEWISH HEALTH			2	100%	2
MINUTECLINIC DIAGNOSTIC OF OHIO #2964		2			2
MINUTECLINIC DIAGNOSTIC OF OHIO #6192		2			2
AMI ST FRANCIS HOSPITAL LABORATORY		1	1	50%	2
JOHNSON CITY MEDICAL CENTER		1	1	50%	2
CVS IL7017POCT BLOOMINGTON		2			2
BAPTIST HEALTHCARE - LAKEVIEW CENTER INC		2			2
NIAGARA APOTHECARY INC		2			2
SACRED HEART HOSPITAL ON THE EMERALD			2	100%	2
BAYSHORE MEDICAL CENTER			2	100%	2
TAMPA INTERNATIONAL AIRPORT			2	100%	2
MERCY CONVENIENT CARE			2	100%	2
CVS GA5637POCT VILLA RICA		2			2
MONROE URGENT CARE		2			2
SUNSHINE STATE DIALYSIS			2	100%	2
Workmens Circle Multicare Center		2			2
REELFOOT FAMILY WALK IN CLINIC - TIPT		2			2
CLEVELAND CLINIC IMAGING			2	100%	2
MEDEXPRESS URGENT CARE - MARTINSVILLE		2			2
ASHLEY PEDIATRICS			2	100%	2
CONCENTRA - ORLANDO SOUTH II		2			2
RCA LABORATORY SERVICES LLC			2	100%	2

COVID-19: testing by laboratory

Data through Feb 11, 2021 verified as of Feb 12, 2021 at 09:25 AM

Data in this report are provisional and subject to change.

The numbers in the table below represent the number of Florida and non-Florida residents for whom test results were received by the Department of Health. A person can be tested by more than one laboratory and can have both positive and negative results. **Therefore, the sum of the numbers in each column will be larger than the total number of people tested.**

Reporting lab	Inconclusive	Negative	Positive	Percent positive	Total
NAPHCARE INC		2			2
CVS M05655POCT LIBERTY			2	100%	2
MINUTE CLINIC LLC #6765		2			2
INTERNAL MEDICINE ASSOCIATES-DUNELLON			2	100%	2
MAGNOLIA ADULT, LLC			2	100%	2
NEW BRIDGE MEDICAL CENTER		2			2
GULF COAST IMMEDIATE CARE CENTER		1	1	50%	2
KAILOS GENETICS INC			2	100%	2
LACORP		1	1	50%	2
OURMED		2			2
BROOKDALE LAKE MARY			2	100%	2
MCLAREN REGIONAL MEDICAL CENTER			2	100%	2
CVS PA5241POCT CHALFONT		2			2
MURFREESBORO MEDICAL CLINIC		2			2
URGENT CARE AND SURGERY CENTER			2	100%	2
MEDEXPRESS URGENT CARE-SALINA, S 9TH ST		2			2
MINUTECLINIC, LLC (CLINIC 10928)		2			2
VA PRIMARY CARE ANNEX			2	100%	2
POPLAR HEALTHCARE			2	100%	2
DASCENA LAB			2	100%	2
CVS TX5877POCT PEARLAND		2			2
FLORIDA DEPARTMENT OF HEALTH IN ESCAMBIA COUNTY		1	1	50%	2
ST LUKES HOSPITAL			2	100%	2
STATCARE URGENT AND WALK-IN			2	100%	2
SUMMERFIELD RETIREMENT LIVING, INC			2	100%	2
ONE MEDICAL GROUP		1	1	50%	2
AFC PHYSICIANS OF FLORIDA, PA			2	100%	2
DALLAS MEDICAL CENTER			2	100%	2
OLEAN GENERAL HOSPITAL		2			2
EXPEDIAN URGENT CARE			2	100%	2
IN & OUT URGENT CARE METAIRIE			2	100%	2
WEST FLORIDA MEDICAL ASSOCIATES, PA			2	100%	2
CVS NJ837POCT MARLTON		2			2
HEALTH & REHAB CTR AT DOLPHINS VIEW, THE			2	100%	2
Parkridge Specialty Care		2			2
SUNCOAST BLOOD BANK			2	100%	2
THE FOUNTAIN AT BOCA CIEGA BAY		2			2
UC CORAL GABLES			2	100%	2
Van Wert Manor		2			2
441 URGENT CARE-MULBERRY			2	100%	2
BIRMINGHAM INTERNAL MEDICINE ASSOCIATE		1	1	50%	2
MAIN STREET MEDICAL CENTERS		2			2
PALMETTO FAMILY HEALTH CENTER			2	100%	2
CHEROKEE COUNTY HEALTH AND REHAB CENTER		2			2
PM PEDIATRICS OF BAYSIDE PLLC - HOPEWELL JUNCTION		2			2
CROSSROADS			2	100%	2

COVID-19: testing by laboratory

Data through Feb 11, 2021 verified as of Feb 12, 2021 at 09:25 AM

Data in this report are provisional and subject to change.

The numbers in the table below represent the number of Florida and non-Florida residents for whom test results were received by the Department of Health. A person can be tested by more than one laboratory and can have both positive and negative results. **Therefore, the sum of the numbers in each column will be larger than the total number of people tested.**

Reporting lab	Inconclusive	Negative	Positive	Percent positive	Total
UT PATH			2	100%	2
BROOKS -TLC HOSPITAL SYSTEM			2	100%	2
ORANGE COUNTY HEALTH DEPARTMENT		1	1	50%	2
PRECISION CLINICAL RESEARCH			2	100%	2
WISCONSIN STATE LABORATORY OF HYGIENE		1	1	50%	2
MINUTECLINIC, LLC #1452		2			2
GREEN POINT RX INC DBA ALTRU CHEMISTS		2			2
SARNO FAMILY PRACTICE		1	1	50%	2
RAPID URGENT CARE - ALBANY			2	100%	2
Luther Acres Manor		2			2
FLEET LANDING			2	100%	2
AGILE URGENT CARE			2	100%	2
SPRING HILL REGIONAL HOSPITAL			2	100%	2
MINUTECLINIC DIAGNOSTIC OF NORTH CARO		2			2
VAULT HEALTH			2	100%	2
DOCTORS MEDICAL CTR OF WALTON COUNTY			2	100%	2
POMERENE HOSPITAL			2	100%	2
BRITO MEDICAL CENTER			2	100%	2
MAINE CENTER FOR DISEASE CONTROL AND PREVENTION			2	100%	2
PENSACOLA MEDICAL CLINIC LLC			2	100%	2
JOSEPH SCHENKER MD PC		2			2
Kroger 093 - The Little Clinic Stapleton		1	1	50%	2
BAYCARE LABORATORIES			2	100%	2
MEMORIAL HERMANN			2	100%	2
CERTIVIA LABORATORIES			2	100%	2
PALM MEDICAL CENTER - PLANT CITY		2			2
AMERICAN MEDICAL LABORATORIES			2	100%	2
DRR JMC URGENT CARE DONALD ROSS			2	100%	2
MINUTECLINIC 7196		2			2
PASSPORT HEALTH ORLANDO		2			2
ADVOCATE SHERMAN HOSPITAL			2	100%	2
ACM MEDICAL LABORATORY ALLIANCE			2	100%	2
Alden Terrace of McHenry			2	100%	2
FULGENT GENETICS HOUSTON		2			2
UNIVERSITY OF MARYLAND MEDICAL CENTER			2	100%	2
POINTE AT NEW PORT PLACE,THE		2			2
Kroger 448 - The Little Clinic Mason		2			2
OAKBRIDGE TERRACE AT SAE			2	100%	2
CARENOW LENEXA			2	100%	2
MORRISTOWN MEMORIAL HOSPITAL		2			2
PHYSICIANS CARE INC		1	1	50%	2
UW HOSPITAL AND CLINICS		1	1	50%	2
STARMED FAMILY & URGENT CARE			2	100%	2
MEDEXPRESS URGENT CARE - MYLAN			2	100%	2
SYLVAN NURSING			2	100%	2
PATIENT FIRST MEDICAL CENTER-CARYTOWN			2	100%	2

COVID-19: testing by laboratory

Data through Feb 11, 2021 verified as of Feb 12, 2021 at 09:25 AM

Data in this report are provisional and subject to change.

The numbers in the table below represent the number of Florida and non-Florida residents for whom test results were received by the Department of Health. A person can be tested by more than one laboratory and can have both positive and negative results. **Therefore, the sum of the numbers in each column will be larger than the total number of people tested.**

Reporting lab	Inconclusive	Negative	Positive	Percent positive	Total
Sears Coastal Nursing and Rehab		2			2
CVS IL3163POCT OAK PARK		2			2
MINUTECLINIC OF NEVADA-2955 S FT APACH		2			2
BAYLOR COLLEGE OF MEDICINE			2	100%	2
AUGUSTA HEALTH SKILLED CARE			2	100%	2
SANIBEL MEDICAL CLINIC			2	100%	2
CVS PA2582POCT SPRINGFIELD		2			2
320 S TRANSIT ST		2			2
CLINICA HISPANIA			2	100%	2
CONEMAUGH MEMORIAL MEDICAL CENTER		2			2
Medilodge of Montrose		2			2
Avanti Wellness and Rehab			2	100%	2
Elba Nursing and Rehabilitation Center, LLC		2			2
ACCESS CARE MEDICAL GROUP LLC		2			2
NORTH MANATEE HEALTH CARE CENTER			2	100%	2
CVS OH6149POCT UPPER ARLINGTON		1	1	50%	2
PALMS OF FT MYERS,THE			2	100%	2
BIONIC TECHNOLOGIES CORPORATION			2	100%	2
MINUTECLINIC DIAGNOSTIC OF PA LLC		2			2
FLORIDA DEPARTMENT OF HEALTH IN ALACHUA COUNTY -			2	100%	2
CVS IN6713POCT BLOOMINGTON		2			2
STATE OF FLORIDA			2	100%	2
CVS CA9606POCT TEMECULA		2			2
PANCARE HEALTH - FRANKLIN CO			2	100%	2
CITY OF NEW YORK DEPARTMENT OF HEALTH			2	100%	2
BOONES CREEK URGENT CARE		1	1	50%	2
OSF ST JOSEPH MEDICAL CENTER			2	100%	2
AFTER HOURS PEDS			2	100%	2
MEDEXPRESS URGENT CARE - JEANNETTE		2			2
ManorCare Health Services Camp Hill		2			2
CORNERSTONE MEDICAL CARE OF BRANDON		2			2
FLORIDA KEYS PED & ADOLES CTR			2	100%	2
MEDEXPRESS - WILMINGTON KIRKWOOD HIGHWAY		2			2
Greystone Nursing and Rehab, LLC			2	100%	2
MIDDLE TENN MENTAL HEALTH INSTITUTE		2			2
HOUSTON HEALTH DEPARTMENT - BUREAU OF LABORATORY SERVICES			2	100%	2
APC PEDIATRICS			2	100%	2
CVS PA10034POCT PITTSBURGH		2			2
THE HOSPITAL OF PROVIDENCE EMERGENCY ROOM			2	100%	2
SPECTRA LABS		1	1	50%	2
AFFORDABLE PRIMARY CARE LLC		2			2
THE RIM URGENT CARE			2	100%	2
LOWELL GENERAL HOSPITAL			2	100%	2
MINUTECLINIC DIAG OF IND, LLC #6648		1	1	50%	2
Kroger 127 - The Little Clinic Lakewood-Alameda		2			2
Birchaven		2			2

COVID-19: testing by laboratory

Data through Feb 11, 2021 verified as of Feb 12, 2021 at 09:25 AM

Data in this report are provisional and subject to change.

The numbers in the table below represent the number of Florida and non-Florida residents for whom test results were received by the Department of Health. A person can be tested by more than one laboratory and can have both positive and negative results. **Therefore, the sum of the numbers in each column will be larger than the total number of people tested.**

Reporting lab	Inconclusive	Negative	Positive	Percent positive	Total
WOMENS CARE FLORIDA LLC-LABORATORY		2			2
TWELVE OAKS RECOVERY CENTER			2	100%	2
PROVIDENCE LABORATORY SERVICES		2			2
CVS PA5890POCT MONROEVILLE		1	1	50%	2
ADVENTIST HINSDALE HOSPITAL LABORATORY			2	100%	2
SANTOS REHABILITATION CENTER INC			2	100%	2
RHODE ISLAND DEPARTMENT OF HEALTH LABORATORIES			2	100%	2
BIOMAT USA			2	100%	2
ARLINGTON DIALYSIS CENTER LLC		2			2
CARTER BLOOD CARE			2	100%	2
VALLEY BAPTIST MEDICAL CENTER: BROWNSVILLE			2	100%	2
MIDLAND MEMORIAL HOSPITAL			2	100%	2
Cortland Acres Association		2			2
SERENADES BY SONATA		1	1	50%	2
BRENTWOOD AT FORE RANCH			2	100%	2
LEXINGTON PLACE			2	100%	2
FRESENIUS KIDNEY CARE			2	100%	2
TEXAS REGIONAL ASTHMA & ALLERGY CENTER			2	100%	2
ORLANDO HEALTH PHYSICIAN GROUP			2	100%	2
IN AND OUT URGENT CARE			2	100%	2
DELRAY BEACH HEALTH CENTER			2	100%	2
CENTRAL ARKANSAS VETERANS HEALTHCARE SYSTEM - VETERANS AFFAIRS			2	100%	2
COL CROSSROAD		1	1	50%	2
MEDEXPRESS URGENT CARE FOX CHAPEL		2			2
CVS NV2928POCT LAS VEGAS		2			2
ROCKWALL URGENT CARE			2	100%	2
CVS PA6902POCT BRYN MAWR		1	1	50%	2
CITRUS PARK			2	100%	2
Great Lakes Health Center			2	100%	2
MEDICAL CENTER LABORATORY			2	100%	2
WILSON MEMORIAL HOSPITAL			2	100%	2
RAINY LAKE MEDICAL CENTER			2	100%	2
LAKE BALDWIN			2	100%	2
WEST COAST PEDIATRICS			2	100%	2
GRAND VILLA OF SARASOTA		1	1	50%	2
VA OUTPATIENT PHARMACY			2	100%	2
MINUTE CLINIC DIAGNOSTIC OF VIRGINIA, LLC #6292		2			2
MAWD PATHOLOGY GROUP			2	100%	2
UWMC MONTLAKE DEPT OF LAB MED			2	100%	2
EXCEPTIONAL EMERGENCY CENTER - AMARILLO			2	100%	2
BAPTIST HEALTH LEXINGTON			2	100%	2
JACKSON LABORATORY OF GENOMIC MEDICINE		2			2
DESERT HOSPITAL/CPHU CLINICAL LABORATORY			2	100%	2
Heartland Healthcare Center Boca Raton			2	100%	2
DEPT OF HEALTH			2	100%	2
CVS NJ2815POCT E BRUNSWICK		2			2

COVID-19: testing by laboratory

Data through Feb 11, 2021 verified as of Feb 12, 2021 at 09:25 AM

Data in this report are provisional and subject to change.

The numbers in the table below represent the number of Florida and non-Florida residents for whom test results were received by the Department of Health. A person can be tested by more than one laboratory and can have both positive and negative results. **Therefore, the sum of the numbers in each column will be larger than the total number of people tested.**

Reporting lab	Inconclusive	Negative	Positive	Percent positive	Total
CVS MD4371POCT OCEAN CITY		2			2
GULF COAST MEDICAL CENTER RESPIRATORY CARE			2	100%	2
MEDEXPRESS URGENT CARE - LINCOLN N 26T		2			2
ACCESS MEDICAL GROUP OF FLORIDA CITY			2	100%	2
CVS MINUTE CLINIC DIAGNOSTIC MED GRP		2			2
SOUTHERN SURGICAL ARTS		2			2
First Care Living Center/Essentia Health			2	100%	2
BFT LAB			2	100%	2
DEER'S HEAD CENTER		2			2
MINUTECLINIC DIAG OF IND, LLC #6553		2			2
HEARTLAND HOME HEALTH CARE		2			2
Lake Charles Healthcare LLC dba Landmark Lake Charles			2	100%	2
SIGNATURE HEALTHCARE OF MIDDLEBURG		2			2
GOUVERNEUR HOSPITAL LABORATORY		2			2
RENFREW CENTERS INC		2			2
UNIVERSITY OF MISSOURI HEALTH CARE			2	100%	2
USCG ABBOTT BINAXNOW		1	1	50%	2
CLARA MAASS TRANSITIONAL CARE UNIT		2			2
RIVER CITY MEDICAL ASSOCIATES, INC			2	100%	2
UNIVERSITY HEALTH SERVICES RIVER CAMPUS		2			2
CVS PA1657POCT YORK		1	1	50%	2
MINUTECLINIC, LLC #07852		2			2
CHILDREN'S MEDICAL CENTER-EAST ORLANDO			2	100%	2
MEDEXPRESS URGENT CARE - SPRINGDALE, S 40TH STREET		2			2
CATHOLIC HEALTH LABORATORY SERVICES		2			2
ONTARIO COUNTY PUBLIC HEALTH		2			2
ST. MARY'S MEDICAL CENTER EVANSVILLE, INC			2	100%	2
OCALA REGIONAL KIDNEY CENTER EAST			2	100%	2
CVS HEALTH, #1994		1	1	50%	2
JORDAN VALLEY MEDICAL CENTER			2	100%	2
COASTAL MEDICAL LAB			2	100%	2
BAYMEADOWS PRIMARY CARE		2			2
GOLISANO PEDIATRICS PORT CHARLOTTE HARBOR		2			2
EXPRESSCARE URGENT CARE CENTER			2	100%	2
BAPTIST HOSPITAL OF MIAMI MCI BROWARD LABORATORY			2	100%	2
DELAWARE DIAGNOSTICS LABS			2	100%	2
UTMB PATHOLOGY CLINICAL SERVICES LABORATORY			2	100%	2
NASSAU UNIVERSITY MEDICAL CENTER DEPT		1	1	50%	2
Alden Des Plaines			2	100%	2
Cedar Valley Nursing & Rehab Center		2			2
SOUTH TAMPA AFTER HOURS CLINIC			2	100%	2
RIGHT AT HOME			2	100%	2
Kroger 441 - The Little Clinic Middletown		2			2
GOLDMAN SACHS HEALTH CENTER		2			2
DAYTON CHILDRENS HOSPITAL LAB			2	100%	2
MINUTECLINIC DIAGNOSTIC, PA #10252		2			2

COVID-19: testing by laboratory

Data through Feb 11, 2021 verified as of Feb 12, 2021 at 09:25 AM

Data in this report are provisional and subject to change.

The numbers in the table below represent the number of Florida and non-Florida residents for whom test results were received by the Department of Health. A person can be tested by more than one laboratory and can have both positive and negative results. **Therefore, the sum of the numbers in each column will be larger than the total number of people tested.**

Reporting lab	Inconclusive	Negative	Positive	Percent positive	Total
CLINICAL PATHOLOGY LABORATORIES			2	100%	2
MIAMI DADE MEDICAL RESEARCH INSTITUTE			2	100%	2
UNIVERSITY OF MEMPHIS ATHLETIC TRAINI		2			2
MID - FLORIDA PATHOLOGY LLC		1	1	50%	2
WHITESANDS OUTPATIENT TREATMENT		2			2
SIMMONS			2	100%	2
DEKALB MEDICAL CENTER LABORATORY			2	100%	2
GRACE HEALTHCARE OF LAKE WALES		1	1	50%	2
MEDEXPRESS URGENT CARE-WILKINS TOWNSHIP, WILLIAM PENN HIGHWAY		2			2
TULANE MEDICAL CENTER			2	100%	2
Church Creek SNF			2	100%	2
UNIVERSITY OF MIAMI SCCC RESEARCH LABORATORY			2	100%	2
SENDER RETREAT ADULT DAY CARE CENTERS			2	100%	2
FL DEPT OF HEALTH MARION COUNTY MOBILE HEALTH UNIT			2	100%	2
CVS CT1123POCT SOUTHBURY		2			2
CENTRAL FLORIDA PRIMARY CARE			2	100%	2
Kroger 020 - The Little Clinic Wheat Ridge		2			2
CSS- TWELVE OAKS			2	100%	2
DURAND SENIOR CARE & REHAB CENTER		2			2
SUNBRIDGE CARE & REHAB FOR DECATUR		2			2
HENDRY/GLADES COUNTY HEALTH DEPARTMENT		2			2
BLACKWATER RIVER			2	100%	2
MINUTECLINIC DIAGNOSTIC PA #7110		2			2
FLORIDA MEDICAL CLINIC CARDIOLOGY-ZH			2	100%	2
JUPITER INTERNAL MEDICINE AND ASSOCIATES			2	100%	2
Kroger 619 - The Little Clinic Hendersonville Indian Lake		2			2
ADVANCED MEDICAL OF FLORIDA			2	100%	2
CONWAY MEDICAL CENTER			2	100%	2
CVS IN6572POCT INDIANAPOLIS		2			2
LAKEVIEW HEALTHCARE SYSTEM LLC			2	100%	2
MEDICAL CITY DALLAS HOSPITAL			2	100%	2
TRUE HEALTH INC			2	100%	2
CVS MINUTE CLINIC DIAGNOSTIC OF KANSAS, PA		2			2
TENNESSEE VALLEY HCS			2	100%	2
FLORIDA MEDICAL CENTER OF CLEARWATER		2			2
AZALEA HEALTH AND REHABILITATION		2			2
FEDERAL CORRECTIONAL INSTITUTION MARIANNA			2	100%	2
CVS MA447POCT NORTHAMPTON		2			2
Lakeside Oaks Care Center			2	100%	2
SMITH NORTHVIEW HOSPITAL LAB			2	100%	2
INTEGRITY CLINICAL RESEARCH CENTER INC		1	1	50%	2
MAYO CLINIC GROUP PRACTICE LABORATORY			2	100%	2
MAJESTIC GUARDIANS			2	100%	2
LIFESPRING COMMUNITY HEALTH		2			2
FLORIDA PRIMARY CARE CENTER PA		2			2
MEMORIAL SLOAN KETTERING CANCER CENTER		1	1	50%	2

COVID-19: testing by laboratory

Data through Feb 11, 2021 verified as of Feb 12, 2021 at 09:25 AM

Data in this report are provisional and subject to change.

The numbers in the table below represent the number of Florida and non-Florida residents for whom test results were received by the Department of Health. A person can be tested by more than one laboratory and can have both positive and negative results. **Therefore, the sum of the numbers in each column will be larger than the total number of people tested.**

Reporting lab	Inconclusive	Negative	Positive	Percent positive	Total
BD MEDICAL SYSTEMS			2	100%	2
STUDENT HEALTH SERVICES			2	100%	2
KEY WEST HMA PHYSICIAN MANAGEMENT, LLC			2	100%	2
FLAGLER PROFESSIONAL HEALTH CAE SERVICES INC		2			2
MEDEXPRESS URGENT CARE-MT PLEASANT		1	1	50%	2
New Jersey Aim At Smg		2			2
MINUTECLINIC, LLC #05891		1	1	50%	2
COOK HOSPITAL AND CARE CENTER		1	1	50%	2
FLORIDA SCHOOL FOR THE DEAF & BLIND			2	100%	2
CPL LABS			2	100%	2
Timber Ridge Health Care Center			2	100%	2
MEDEXPRESS URGENT CARE, HERMITAGE		1	1	50%	2
CVS M08581POCT BLUE SPRINGS		1	1	50%	2
FLORIDA MEDICAL CLINIC RADIOLOGY DALE MABRY		2			2
FOUNDCARE, INC			2	100%	2
CHESTERFIELD HEALTHCARE GROUP, INC		2			2
BOND COMMUNITY HEALTH CENTER			2	100%	2
NATIONWIDE LABORATORY SERVICES		1	1	50%	2
CVS M05724POCT KANSAS CITY		2			2
LIFETIME FAMILY URGENT CARE			2	100%	2
University Center East			2	100%	2
VANAYER HEALTHCARE AND REHAB CENTER		2			2
AKRON GENERAL MEDICAL CENTER MAIN		2			2
INTERNAL MEDICINE & PEDIATRICS WELLNESS CENTER			2	100%	2
MID AMERICA CLINICAL LABS			2	100%	2
FKC AMELIA ISLAND DIALYSIS			2	100%	2
KIVA AT MOUNT DORA			2	100%	2
NONA PEDIATRIC CENTER			2	100%	2
Iowa Veterans Home		2			2
CVS NC7548POCT FUQUAY VARINA		1	1	50%	2
POMONA VALLEY COMMUNITY HOSPITAL			2	100%	2
SUNSHINE PHARMACY		2			2
HCR MANOR CARE SERVICES OF FLORIDA III INC		2			2
MEDEXPRESS URGENT CARE - BROOKHAVEN		2			2
Delaware Court Healthcare Center		2			2
GALEN BAYLOR EXTENSION		2			2
NOVA SOUTHEASTERN UNIVERSITY - STUDENT MEDICAL CTR			2	100%	2
Kroger 739 - The Little Clinic La Grange Road		2			2
BAY CORRECTIONAL AND REHABILITATION FACILITY			2	100%	2
TEXAS HEALTH CARE			2	100%	2
INTEAM HEALTH, INC.			2	100%	2
NYU WINTHROP LABORATORY		2			2
HEALTH EXPRESS URGENT CARE			2	100%	2
CARE NOW, INC			2	100%	2
MINUTECLINIC DIAGNOSTIC OF KANSAS PA		2			2
Walgreens #12427		1	1	50%	2

COVID-19: testing by laboratory

Data through Feb 11, 2021 verified as of Feb 12, 2021 at 09:25 AM

Data in this report are provisional and subject to change.

The numbers in the table below represent the number of Florida and non-Florida residents for whom test results were received by the Department of Health. A person can be tested by more than one laboratory and can have both positive and negative results. **Therefore, the sum of the numbers in each column will be larger than the total number of people tested.**

Reporting lab	Inconclusive	Negative	Positive	Percent positive	Total
LAWRENCE GENERAL HOSPITAL			2	100%	2
RDX BIOSCIENCE INC			2	100%	2
MONICE DR.			2	100%	2
CVS OH5457POCT POWELL		2			2
ST JOHN'S RIVERSIDE HOSPITAL		2			2
Gracemore Nursing and Rehab		2			2
WARD MEMORIAL HOSPITAL		2			2
CVS IN7653POCT EVANSVILLE		1	1	50%	2
NEBRASKA MEDICAL CENTER			2	100%	2
PHOEBE BERKS HEALTH CARE CENTER		2			2
CROSTOWN PHARMACY		2			2
HOME ACCESS HEALTH			2	100%	2
TALLAHASSEE MEMORIAL HEALTHCARE FAMILY MED RESIDENCY			2	100%	2
MAGNOLIA MANOR OF COLUMBUS		2			2
MOBILE HEALTH LABS LLC			2	100%	2
AdventHealth Care Center Orlando North			2	100%	2
KANSAS CITY VA MEDICAL CENTER			2	100%	2
INTEGRATED REGIONAL LABS			2	100%	2
VOLUNTEERS OF AMERICA OF FLORIDA			2	100%	2
CVS M08555POCT KANSAS CITY		2			2
LIFT HEALTH		2			2
STUART SURGERY CENTER, LLC			2	100%	2
MERCY HEALTH LAB		1	1	50%	2
METROHEALTH SYSTEM			2	100%	2
CVS M04850POCT SPRINGFIELD		2			2
LEE MEMORIAL HOSPITAL BLOOD GAS LAB			2	100%	2
EDGEWATER RETIREMENT MANOR			2	100%	2
DMC UNIVERSITY LABORATORIES		1	1	50%	2
CALIFORNIA DIVISION OF COMMUNICABLE DISEASE CONTROL			2	100%	2
ARCPPOINT LABS OF ALTAMONTE SPRINGS			2	100%	2
NLC LABS			2	100%	2
NORTHEAST PEDIATRICS			2	100%	2
Bedford Care Center of Hattiesburg		2			2
JUST BELIEVE RECOVERY CENTER			2	100%	2
CVS NJ862POCT MARLBORO		2			2
CVS NC7213POCT MATTHEWS		2			2
ARC POINT LABS OF AUSTIN NORTH			2	100%	2
MEDEXPRESS URGENT CARE - SOUTH CHARLESTON		2			2
CVS CA8850POCT HUNTINGTON BEACH		1	1	50%	2
PARKWAY DRUGS OF ONEIDA COUNTY NORTH I		1	1	50%	2
PUBLIC HEALTH LABORATORY	1		1	50%	2
JOHN D. ARCHBOLD MEM. HOSPITAL			2	100%	2
GIGI WOOD DAVIS DO-FAMILY MEDICINE		2			2
CAREWELL JW - WORCESTER LNC			2	100%	2
NEMOURS CHILDREN'S PRIMARY CARE THE VILLAGES		2			2
MEMORIAL HOSPITAL OF CARBONDALE			2	100%	2

COVID-19: testing by laboratory

Data through Feb 11, 2021 verified as of Feb 12, 2021 at 09:25 AM

Data in this report are provisional and subject to change.

The numbers in the table below represent the number of Florida and non-Florida residents for whom test results were received by the Department of Health. A person can be tested by more than one laboratory and can have both positive and negative results. **Therefore, the sum of the numbers in each column will be larger than the total number of people tested.**

Reporting lab	Inconclusive	Negative	Positive	Percent positive	Total
STARR CITY OF ROMA COMMUNITY CENTER			2	100%	2
CHI MEMORIAL PRIMARY CARE ASSOCIATES-A		2			2
MERCY HOSPITAL			2	100%	2
ROPER HOSPITAL			2	100%	2
WALGREENS #13605		2			2
Good Samaritan Society Waukon		2			2
LAB CORP OF AMER SAN DIEGO			2	100%	2
Manor Care-Kingston Court of York PA, LLC		2			2
PARKRIDGE MEDICAL CENTER			2	100%	2
EXPRESS CARE OF THE SHOALS		1	1	50%	2
THOMASVILLE REGIONAL MEDICAL CENTER		2			2
ESCANDON DIAGNOSTIC CLINIC			2	100%	2
LIFEPLUS HEALTHCARE GROUP INC		2			2
Robert Wood Johnson University Hospital		1	1	50%	2
STARR COUNTY MEMORIAL HOSPITAL			2	100%	2
ELMHURST MEMORIAL HOSPITAL			2	100%	2
FLORIDA COMMUNITY HEALTH CENTERS, INC.			2	100%	2
ASCENSION ST VINCENT'S RIVERSIDE			2	100%	2
CVS PA258POCT MCKEES ROCKS		2			2
BLUETAIL MEDICAL GROUP, LLC		1	1	50%	2
MINUTECLINIC, DIAGNOSTIC OF TEXAS, LLC		2			2
GRAND VILLA OF MELBOURNE			2	100%	2
MEDEXPRESS URGENT CARE - FORT SMITH		2			2
Kroger 426 - The Little Clinic Suwanee		2			2
CVS MD2956POCT NEW MARKET		1	1	50%	2
NAVAL BRANCH MEDICAL CLINIC			2	100%	2
PANCARE HEALTH - SNEADS ELEMENTARY			2	100%	2
THE CLUB AT BOYNTON BEACH, LLC			2	100%	2
ADVENTHEALTH MEDICAL GROUP PEDIATRICS AT APOPKA		2			2
LEE COMMUNITY HEALTHCARE - LEHIGH		2			2
Kroger 339 - The Little Clinic Highlands - Bardstown Road		2			2
Huntington Health Care and Rehabilitation Center		2			2
SOUTHEASTERN INSTITUTE OF RESTORATIVE MEDICINE		1	1	50%	2
CONCENTRA - PLANT CITY		2			2
MINUTECLINIC DIAG OF IND, LLC #6908		2			2
PROSPECT URGENT CARE			2	100%	2
WEAKLEY COUNTY REHAB AND NURSING CENTER		2			2
MALABAR FAMILY PRACTICE		1	1	50%	2
CLEVELAND CLINIC FLORIDA LABORATORY			2	100%	2
BEAUFORT MEMORIAL			2	100%	2
UNITED MEMORIAL MEDICAL CENTER			2	100%	2
VA CBOC			2	100%	2
JOHN KNOX MANOR INC II		1	1	50%	2
CVS NC7047POCT DURHAM		2			2
CHARLOTTE COUNTY HEALTH DEPARTMENT			2	100%	2
VILLA HEALTH NH LLC			2	100%	2

COVID-19: testing by laboratory

Data through Feb 11, 2021 verified as of Feb 12, 2021 at 09:25 AM

Data in this report are provisional and subject to change.

The numbers in the table below represent the number of Florida and non-Florida residents for whom test results were received by the Department of Health. A person can be tested by more than one laboratory and can have both positive and negative results. **Therefore, the sum of the numbers in each column will be larger than the total number of people tested.**

Reporting lab	Inconclusive	Negative	Positive	Percent positive	Total
AUSTIN REGIONAL CLINIC MICROBIOLOGY LAB			2	100%	2
ASPIRUS RIVERVIEW HOSPITAL & CLINICS INC		1	1	50%	2
SHELL POINT HOME HEALTH			2	100%	2
BAYCARE OUTREACH LAB			2	100%	2
MINUTECLINIC DIAGNOSTIC MEDICAL		2			2
Kroger 130 - The Little Clinic Colorado Springs		2			2
Iron County Medical Care Facility		2			2
BERGEN COUNTY SURGICAL AND ENDOSCOPY CENTER		2			2
SANTA ROSA COUNTY HEALTH DEPARTMENT			2	100%	2
NAVAL MEDICAL CENTER			2	100%	2
OCALA REGIONAL KIDNEY CENTER-WEST			2	100%	2
MINUTECLINIC DIAGNOSTIC OF TEXAS, LLC #7435		2			2
WALKONCLINIC			2	100%	2
VETERANS AFFAIRS MEDICAL CENTER - GREATER LOS ANGELES			2	100%	2
CVS PA7132POCT THORNDALE		2			2
SOUTHEAST GEORGIA HEALTH SYSTEM			2	100%	2
MD NOW URGENT CARE MEDICAL CENTERS INC			2	100%	2
MEDEXPRESS URGENT CARE- ALLISON PARK		1	1	50%	2
COMPLETE HEALTH MEDICAL CENTER			2	100%	2
CLEARWATER PAIN MANAGEMENT ASSOCIATES			2	100%	2
SARASOTA MEMORIAL MEDICAL URGENT CARE CENTER			2	100%	2
SANFORD REGIONAL HOSPITAL WORTHINGTON		2			2
RIVERVIEW MEDICAL CLINIC		2			2
CVS PA2688POCT COLLEGEVILLE		2			2
BOSTON MEDICAL CENTER			2	100%	2
CVS TX1104POCT ALLEN		2			2
ADVANTA ANALYTICAL LABORATORIES			2	100%	2
HAMILTON CHD		2			2
JRS LABORATORY			2	100%	2
NORTH MCALLEN PEDIATRIC CENTER			2	100%	2
CVS NC2313POCT RALEIGH		2			2
MARCO ISLAND HOSPITAL INC D/B/A		1	1	50%	2
NEW YORK PSYCHIATRIC INSTITUTE		2			2
PALM BEACH DIABETES & ENDOCRINE SPECIALISTS PA			2	100%	2
ADVENTHEALTH EAST ORLANDO EMPLOYEE CLINIC		2			2
SUMMIT URGENT CARE PS			2	100%	2
MANASOTA PEDIATRICS			2	100%	2
NEMOURS CHILDREN'S URGENT CARE			2	100%	2
MINUTECLINIC #2797		2			2
DNA DIAGNOSTICS CENTER		2			2
NYUMC CLINICAL LABORATORIES			2	100%	2
A+ URGENT/PRIMARY CARE			2	100%	2
PLASMA MED RESEARCH DBA		2			2
COVANCE			2	100%	2
ADVENTHEALTH IMAGING PARTIN SETTLEMENT			2	100%	2
TGH Brandon Healthplex Laboratory			2	100%	2

COVID-19: testing by laboratory

Data through Feb 11, 2021 verified as of Feb 12, 2021 at 09:25 AM

Data in this report are provisional and subject to change.

The numbers in the table below represent the number of Florida and non-Florida residents for whom test results were received by the Department of Health. A person can be tested by more than one laboratory and can have both positive and negative results. **Therefore, the sum of the numbers in each column will be larger than the total number of people tested.**

Reporting lab	Inconclusive	Negative	Positive	Percent positive	Total
BROOKDALE ALTAMONTE SPRINGS			2	100%	2
NORTH DAKOTA VETERANS HOME		2			2
CEDARS-SINAI MEDICAL CENTER			2	100%	2
SYNEOS HEALTH			2	100%	2
ACKERMAN CANCER CENTER		2			2
Macon Valley Nursing and Rehabilitation Center		2			2
STEWART ST ELIZABETH MEDICAL CENTER			2	100%	2
MEDEXPRESS URGENT CARE, LANCASTER WEST		1	1	50%	2
UK HEALTHCARE			2	100%	2
Kroger 768 - The Little Clinic Leestown Rd		2			2
CVS OH4301POCT NORTHFIELD		2			2
APPLECARE VALDOSTA			2	100%	2
MINUTECLINIC DIAGNOSTICS OF IND LLC		1	1	50%	2
ADVENTHEALTH MEDICAL GROUP INTERNAL MEDICINE AT			2	100%	2
Holiday Retirement Home			2	100%	2
PALOS COMMUNITY HOSPITAL LABORATORY			2	100%	2
LEE MEMORIAL HEALTH SYSTEM D/B/A			2	100%	2
CVS MINUTE CLINIC DIAGNOSTIC OF TN #3293		2			2
The Grand Rehabilitation & Nursing Utica		2			2
PARKLAND HEALTH & HOSPITAL			2	100%	2
CLEAR LAKE REGIONAL MEDICAL CENTER			2	100%	2
SPRINGS MEDICAL LAB		1	1	50%	2
NORTHWELL HEALTH			2	100%	2
SOUTH BEND MEDICAL FOUNDATION			2	100%	2
DAVENPORT PEDIATRICS PA			1	100%	1
HEALTHPARTNERS HUDSON CLINIC			1	100%	1
SOUTH FLORIDA URGENT CARE CENTERS, LLC			1	100%	1
SEATTLE-KING COUNTY			1	100%	1
FREDERICK MEMORIAL HOSPITAL			1	100%	1
DOYLESTOWN HOSPITAL			1	100%	1
DONALSONVILLE HOSPITAL			1	100%	1
SEACOAST PATHOLOGY PROFESSIONAL ASSOC		1			1
Acts Manor House		1			1
CVS IL2297144CV CHICAGO		1			1
STONECREST MEDICAL CENTER		1			1
GENEVA FAMILY HEALTH			1	100%	1
Bolingreen Health and Rehabilitation		1			1
WHEATON FRANCISCAN LABORATORY			1	100%	1
REGIONAL MEDICAL LABORATORY			1	100%	1
MID-FLORIDA PATHOLOGY LLC		1			1
West Melbourne Health and Rehabilitation Center			1	100%	1
CFCH - FROSTPROOF			1	100%	1
LANTANA HC LAB			1	100%	1
CARSON NURSING AND REHABILITATION CENTER		1			1
TMH URGENT CARE CENTER			1	100%	1
MEMORIAL HOSPITAL LOS BANOS			1	100%	1

COVID-19: testing by laboratory

Data through Feb 11, 2021 verified as of Feb 12, 2021 at 09:25 AM

Data in this report are provisional and subject to change.

The numbers in the table below represent the number of Florida and non-Florida residents for whom test results were received by the Department of Health. A person can be tested by more than one laboratory and can have both positive and negative results. **Therefore, the sum of the numbers in each column will be larger than the total number of people tested.**

Reporting lab	Inconclusive	Negative	Positive	Percent positive	Total
LabCorp L#09258295 M#09258285			1	100%	1
BLACKBAG DIGITAL HEALTH LLC		1			1
ManorCare Rehab Center of Marietta		1			1
HAWAII DEPARTMENT OF HEALTH LAB			1	100%	1
CHESAPEAKE REGIONAL MEDICAL CENTER			1	100%	1
Lenbrook		1			1
ALLEGANY COUNTY DEPARTMENT OF HEALTH		1			1
HCL LABORATORIES			1	100%	1
GADSDEN FAMILY PRACTICE		1			1
SUMMIT LABORATORY			1	100%	1
FAMILY PRACTICE OF CENTRAL FLORIDA PA			1	100%	1
A.G. Rhodes		1			1
LIFE CARE CENTER OF HILTON HEAD		1			1
CLEVELAND HEARTLAB			1	100%	1
Village Green Health & Rehabilitation		1			1
ALPHA 1 ANTITRYPSIN RESEARCH PROGRAM			1	100%	1
Central Park Healthcare & Rehabilitation Center		1			1
WELLOW URGENT CARE-OSWEGO			1	100%	1
MERCY MEDICAL CENTER INC			1	100%	1
Kroger 379 - The Little Clinic Stony Brook		1			1
THE INTERNAL MEDICAL GROUP		1			1
ULTIMATE ANALYSIS LABORATORY			1	100%	1
MEDEXPRESS URGENT CARE - LAWRENCE		1			1
Riviera Health Resort		1			1
EVANS FAMILY CARE PA			1	100%	1
TARRYTOWN PHARMACY			1	100%	1
EXCEPTIONAL EMERGENCY CENTER			1	100%	1
DOCTOR TODAY URGENT CARE			1	100%	1
PHYSICIANS PRIMARY CARE LEHIGH PEDS			1	100%	1
MD NOW MEDICAL CENTERS, INC			1	100%	1
Kroger 524 - The Little Clinic Iron Bridge Road		1			1
CORDOVA FAMILY PRACTICE			1	100%	1
Beth Shalom Home of Eastern Virginia			1	100%	1
SIGNATURE CARE MIDLAND			1	100%	1
Crisp Regional Nursing and Rehab Center		1			1
WAKE FOREST MEDICAL CENTER LABORATORY			1	100%	1
Bay View Nursing and Rehabilitation Center			1	100%	1
AURORA CONSOLIDATED LABORATORY			1	100%	1
THE NEW JEWISH HOME		1			1
CVS OH6167POCT ASHLAND		1			1
URGENT DOC -NACOGODOCHES CLINIC			1	100%	1
ABC PEDIATRICS OF PORT ST LUCIE		1			1
GAMMA HEALTHCARE, INC		1			1
The Center at Centennial			1	100%	1
Carington Park			1	100%	1
ROYAL CARE MEDICAL CENTER			1	100%	1

COVID-19: testing by laboratory

Data through Feb 11, 2021 verified as of Feb 12, 2021 at 09:25 AM

Data in this report are provisional and subject to change.

The numbers in the table below represent the number of Florida and non-Florida residents for whom test results were received by the Department of Health. A person can be tested by more than one laboratory and can have both positive and negative results. **Therefore, the sum of the numbers in each column will be larger than the total number of people tested.**

Reporting lab	Inconclusive	Negative	Positive	Percent positive	Total
MEDEXPRESS URGENT CARE - WICHITA, N MAIZE RD		1			1
Melbourne Terrace Rehabilitation Center			1	100%	1
ASPIRUS WAUSAU HOSPITAL			1	100%	1
COLONIAL VILLA GOOD SAMARITAN CENTER		1			1
EDGAR PRICE FAMILY & CHILDREN HEALTHCARE CENTER			1	100%	1
ST. PETERSBURG PEDIATRICS-SEMINOLE			1	100%	1
Bivins Pointe			1	100%	1
SONNI'S PEDIATRICS			1	100%	1
CLIFTON-FINE HOSPITAL LABORATORY		1			1
OPTIMAL MEDICINE INC		1			1
EASTSIDE MEDICAL CLINIC		1			1
TILLAMOOK COUNTY GENERAL HOSPITAL LAB		1			1
NABI		1			1
CELEBRATION HOSPITAL			1	100%	1
Walgreens #5421		1			1
CVS TN7144POCT BARTLETT		1			1
FRESENIUS KIDNEY CARE FORT WALTON BEACH			1	100%	1
Hillside Manor Rehabilitation and Extended Care Center		1			1
PEACHEALTH LABORATORIES		1			1
CVS IL2297652CV CHICAGO		1			1
DORA HOME CARE			1	100%	1
Maple Lane Nursing Home		1			1
Woodstock Nursing and Rehabilitation Center		1			1
DR PHILLIPS CENTER FOR WELLNESS		1			1
ORDRS, INC.			1	100%	1
Ash Flat Healthcare and Rehabilitation Center			1	100%	1
HEALTH MED HOME CARE, LLC		1			1
URGENT CARE CENTER OF PORT ORANGE LLC			1	100%	1
DAVITA DIALYSIS-NORTH			1	100%	1
INTERNAL MEDICINE ASSOCIATES		1			1
BAYFRONT HEAL WOUND CARE AND HYPERBARIC CENTER			1	100%	1
ENCOMPASS HEALTH HOME HEALTH		1			1
BMC/NASSAU			1	100%	1
RAPID CITY REGIONAL HOSPITAL -579 ATTN. LABORATORY		1			1
RIVIERA BEACH HEALTH CENTER LAB			1	100%	1
OMNI HEALTHCARE URGENT CARE			1	100%	1
DOCTORS HEARING			1	100%	1
MEDEXPRESS URGENT CARE - ST CLAIR, CLOVER DR.		1			1
OHIO VALLEY MANOR NURSING &		1			1
EVENING PEDIATRICS INC			1	100%	1
MERCY - NORTH IOWA			1	100%	1
BATESVILLE - SHERWOOD URGENT CARE			1	100%	1
ROSE MEDICAL CENTER LAB			1	100%	1
NHC Chattanooga			1	100%	1
Aspire Physical Recovery Center at Cahaba River		1			1
107TH PLACE GROUP HOME		1			1

COVID-19: testing by laboratory

Data through Feb 11, 2021 verified as of Feb 12, 2021 at 09:25 AM

Data in this report are provisional and subject to change.

The numbers in the table below represent the number of Florida and non-Florida residents for whom test results were received by the Department of Health. A person can be tested by more than one laboratory and can have both positive and negative results. **Therefore, the sum of the numbers in each column will be larger than the total number of people tested.**

Reporting lab	Inconclusive	Negative	Positive	Percent positive	Total
BASCOM PALMER-MICRO LAB			1	100%	1
CVS MA1006POCT BROCKTON		1			1
AESTHETIC PHYSICIANS PC			1	100%	1
Metairie Healthcare Center			1	100%	1
El Paso Health Care Center			1	100%	1
MEDICAL LIFE-INC GUIDEWELL EMERGENCY MEDICINE			1	100%	1
VISTA DEL SOL MED ASSOC		1			1
HOLSTON MEDICAL GROUP		1			1
CLUB HEALTH AND REHABILITATION CENTER, THE		1			1
WORKFORCE HEALTH DEPARTMENT			1	100%	1
THE MEDICAL CENTER			1	100%	1
ARNOLD PALMER HOSPITAL LAB POCT		1			1
GENESIS HEALTH SYSTEM			1	100%	1
FAMILY PHYSICIANS OF WINTER PARK, INC			1	100%	1
POETS WALK SARASOTA			1	100%	1
BERKSHIRE MEDICAL CENTER			1	100%	1
SMITH KLINE			1	100%	1
ANY LAB TEST NOW JACKSONVILLE		1			1
JUPITER MEDICAL CENTER INC			1	100%	1
FREEPORT ER DOX URGENT CARE		1			1
CVS IL4778POCT EVANSTON		1			1
PALM SPRINGS GENERAL HOSPITAL			1	100%	1
PUTNAM CO HOSPITAL-D/B/A ASBURY TOWERS		1			1
PALM BEACH DIGESTIVE ASSOCIATES			1	100%	1
LIFE CARE CENTER OF GWINNETT		1			1
ST MARY'S OF SAGINAW		1			1
ATRIA TAMARAC			1	100%	1
SHANNON CLARK OD, PA			1	100%	1
Kroger 673 - The Little Clinic Dallas			1	100%	1
DE TAR HOSPITAL			1	100%	1
HEALTH FIRST MEDICAL GROUP LLC			1	100%	1
Shoreline Care Center			1	100%	1
KINGWOOD EMERGENCY HOSPITAL			1	100%	1
UMMC MIDTOWN CAMPUS			1	100%	1
NEVADA DEPARTMENT OF HEALTH AND HUMAN SERVICES			1	100%	1
Essex Center for Rehabilitation and Healthcare		1			1
Strasburg Care Center		1			1
CARESPOT EXPRESS HEALTHCARE BOYNTON BEACH			1	100%	1
BOND COUNTY HEALTH DEPARTMENT			1	100%	1
DIMMIT REGIONAL HOSPITAL			1	100%	1
ADVENTHEALTH MEDICAL GROUP COMMUNITY MEDICINE			1	100%	1
HACKENSACK UNIVERSITY MEDICAL CENTER		1			1
GILBERT MEDICAL GROUP			1	100%	1
ACCESS FAMILY CARE LLC			1	100%	1
THEDACARE FAMILY MEDICINE GATEWAY			1	100%	1
CHP COVID-19 (TX)			1	100%	1

COVID-19: testing by laboratory

Data through Feb 11, 2021 verified as of Feb 12, 2021 at 09:25 AM

Data in this report are provisional and subject to change.

The numbers in the table below represent the number of Florida and non-Florida residents for whom test results were received by the Department of Health. A person can be tested by more than one laboratory and can have both positive and negative results. **Therefore, the sum of the numbers in each column will be larger than the total number of people tested.**

Reporting lab	Inconclusive	Negative	Positive	Percent positive	Total
PRISMA HEALTH TUOMEY LABORATORY			1	100%	1
PCR DIAGNOSTICS			1	100%	1
MEDICAL CITY NORTH HILLS			1	100%	1
Wildwood Healthcare		1			1
SOUTHWEST FLORIDA DIVISION LAB			1	100%	1
SACRED HEART HEALTH SYSTEM- MIDWIFE PROGRAM			1	100%	1
FAMILY PRACTICE ASSOCIATES		1			1
WEST PALM BEACH PHARMACEUTICALS LLC			1	100%	1
CHI ST VINCENT LITTLE ROCK DIAGNOSTIC CLINIC			1	100%	1
AFFILIATED LABORATORIES INC			1	100%	1
CVS PA2687POCT EXTON		1			1
PIONEER CLINICAL RESEARCH LLC			1	100%	1
CLERMONT HEALTH DEPARTMENT			1	100%	1
ACUPATH LABORATORIES INC			1	100%	1
BAYLOR SCOTT & WHITE MEDICAL SURGICAL CLINIC			1	100%	1
LabCorp of America			1	100%	1
CVS IN8669POCT INDIANAPOLIS		1			1
EMERALD COAST PEDIATRICS & ADOL			1	100%	1
ACCOMPLISHED HOME CARE		1			1
MY URGENT CARE CLINIC			1	100%	1
Bethany Manor		1			1
NULEASE MEDICAL SOLUTIONS			1	100%	1
CVS CA9823POCT SACRAMENTO		1			1
CROSS CREEK HEALTH CARE		1			1
TAMPA HEALTH CARE PROVIDERS PA		1			1
COLOMBO'S PHARMACY		1			1
CVS TX7675POCT RED OAK			1	100%	1
HIDALGO FAMILY CLINIC			1	100%	1
Walgreens #5065		1			1
RM PHARMACY SERVICES INC		1			1
Hillside Rehab and Care Center			1	100%	1
CVS NJ715POCT WAYNE		1			1
CLERMONT PEDIATRICS, PA			1	100%	1
FAIRVIEW SOUTHDALE			1	100%	1
MYCLINIC, INC			1	100%	1
CONVENIENT MEDICAL AND HEALTH SERVICES			1	100%	1
MORNINGSIDE NURSING AND REHABILITATION		1			1
HARRIS URGENT CARE CENTER			1	100%	1
Kroger 687 - The Little Clinic Sugar Hill			1	100%	1
LEHIGH PULMONARY ASSOCIATES			1	100%	1
OUCH URGENT CARE			1	100%	1
San Antonio Residence and Rehabilitation Center		1			1
LAKE SIDE MEDICAL CENTER		1			1
FAU MEMORY & WELLNESS CENTER			1	100%	1
LAKEWOOD RANCH MEDICAL GROUP LLC			1	100%	1
CROSSROADS URGENT CARE PLLC		1			1

COVID-19: testing by laboratory

Data through Feb 11, 2021 verified as of Feb 12, 2021 at 09:25 AM

Data in this report are provisional and subject to change.

The numbers in the table below represent the number of Florida and non-Florida residents for whom test results were received by the Department of Health. A person can be tested by more than one laboratory and can have both positive and negative results. **Therefore, the sum of the numbers in each column will be larger than the total number of people tested.**

Reporting lab	Inconclusive	Negative	Positive	Percent positive	Total
GENESIS MICROBIOLOGY LAB		1			1
SUREPOINT URGENT CARE PADRE ISLAND			1	100%	1
EASTMAN HEALTHCARE & REHAB		1			1
SAINT JOSEPHS HOSPITAL OF ATLANTA			1	100%	1
ADVENTHEALTH MEDICAL GROUP UROLOGY AT EAST ORLANDO		1			1
FAMILY MEDICAL CENTER		1			1
ISLAND NURSING HOME			1	100%	1
NORTH SHORE HEMATOLOGY-ONCOLOGY ASSOCIATES PC		1			1
BAYLOR SCOTT & WHITE ALL SAINTS MEDICAL CENTER FT			1	100%	1
NORTH PALM CHIDRENS PHYSICIANS			1	100%	1
EASTGENE LABORATORIES		1			1
BIODORON LABORATORIES			1	100%	1
HARTFORD HEALTH CARE & REHABILITATION			1	100%	1
Brown Memorial Home		1			1
ALTA BATES SUMMIT MEDICAL CENTER CLINICAL LAB			1	100%	1
Springdale Village		1			1
SPEARE MEMORIAL HOSPITAL			1	100%	1
CARING PROFESSIONAL HEALTH CARE LLC		1			1
Princeton Place			1	100%	1
ATLANTIS VISION CENTER			1	100%	1
ORMOND BEACH DIALYSIS			1	100%	1
Mayfair Village Nursing Care Center		1			1
LAKE COMMUNITY ACTION AGENCY		1			1
DUKE UNIVERSITY POINT OF CARE TESTING PROGRAM			1	100%	1
PASCO COUNTY HEALTH DEPARTMENT			1	100%	1
PALM BEACH COUNTY HEALTH DEPT.			1	100%	1
Manor Care of Dallastown d/b/a ManorCare Health Services - Dallastown		1			1
SHRIVERS PHARMACY AND WELLNESS CENTER			1	100%	1
Villa Maria			1	100%	1
CAROMONT HEALTH			1	100%	1
CVS NM8918POCT ALBUQUERQUE		1			1
CVS TX1057POCT SAN ANTONIO		1			1
IVAN, MAYA			1	100%	1
HENRICO DOCTOR'S LABORATORY			1	100%	1
LEGACY ER AND URGENT CARE			1	100%	1
EAST RIDGE RETIREMENT VILLAGE INC		1			1
CVS PA1074POCT KENNETT SQUARE		1			1
PROGRESSIVE MEDICAL RESEARCH			1	100%	1
ST. MARY MEDICAL CENTER		1			1
Kroger 465 - The Little Clinic Oakley		1			1
Kroger 752 - The Little Clinic Central Station		1			1
JPS HEALTH CENTER AT TRUE WORTH PLACE			1	100%	1
Bayou Vista Community Care Center			1	100%	1
AVALON MEDICAL GROUP			1	100%	1
STANDIFER PLACE		1			1
OAKMONT EAST- GREENVILLE SC, LLC		1			1

COVID-19: testing by laboratory

Data through Feb 11, 2021 verified as of Feb 12, 2021 at 09:25 AM

Data in this report are provisional and subject to change.

The numbers in the table below represent the number of Florida and non-Florida residents for whom test results were received by the Department of Health. A person can be tested by more than one laboratory and can have both positive and negative results. **Therefore, the sum of the numbers in each column will be larger than the total number of people tested.**

Reporting lab	Inconclusive	Negative	Positive	Percent positive	Total
OCALA RKC EAST HEMO #1			1	100%	1
CENTRAL ALABAMA HEALTH CARE SYSTEM			1	100%	1
BEST CARE COMMUNITY AND FAMILY HEALTH CENTER INC			1	100%	1
SHP WESTCHESTER LLC		1			1
VIRGINIA UROLOGY		1			1
MEDI-DRUG INC		1			1
MOBILE MEDICAL CLINIC			1	100%	1
MID-FLORIDA CANCER CENTERS		1			1
LOGAN COUNTY HOSPITAL			1	100%	1
MINUTE-CLINIC DIAGNOSTIC OF VIRGINIA, LLC #3949		1			1
FLORIDA HOSPITAL ORMOND BEACH			1	100%	1
EVERGREEN NURSING HOME		1			1
CVS AZ5477POCT SURPRISE		1			1
ELDER ALTERNATIVES INC			1	100%	1
Bon Secours Place			1	100%	1
BETHESDA HOSPITAL			1	100%	1
MEDEXPRESS URGENT CARE - CONWAY		1			1
ADVANCED URGENT CARE PLLC		1			1
Redwood Springs Healthcare			1	100%	1
Alden North Shore			1	100%	1
RABI SINHA, MD		1			1
BEAUMONT HOSPITAL, GROSSE POINTE			1	100%	1
MEDEXPRESS URGENT CARE - RUSSELLVILLE, W MAIN ST		1			1
MEMORIAL HOSPITAL OF TAMPA			1	100%	1
FIVE STAR PREMIER RESIDENCES OF POMPANO BEACH			1	100%	1
PALMA CEIA MED GROUP-SWANN		1			1
JACK M MATHENY II MD			1	100%	1
FELD ENTERTAINMENT			1	100%	1
Kroger 410 - The Little Clinic Trinity		1			1
METROWEST MEDICAL CENTER - FRAMINGHAM			1	100%	1
MEMORIAL SATILLA HEALTH			1	100%	1
JOHN PETER SMITH HOSPITAL- OB TRIAGE			1	100%	1
ASHLEY PEDIATRICS DAY & NIGHT CLINIC			1	100%	1
GENESIS HOME HEALTH CARE SERVICES OF			1	100%	1
MEDEXPRESS URGENT CARE - BECKLEY		1			1
CHATEAU MADELEINE - SENIOR LIVING & MEMORY CARE			1	100%	1
EXPRESS LAB LIVINGSTON			1	100%	1
HUDSON REGIONAL HOSPITAL			1	100%	1
AFC URGENT CARE CLEVELAND			1	100%	1
USF PHYSICIANS GROUP			1	100%	1
CVS TN4624POCT KNOXVILLE			1	100%	1
MY WELLNESS EXPRESS			1	100%	1
Kroger 618 - The Little Clinic Trail Creek Village		1			1
TIMPANOGOS REGIONAL HOSPITAL			1	100%	1
HALE KUPUNA HERITAGE HOME		1			1
PLEASANT RIDGE MANOR WEST		1			1

COVID-19: testing by laboratory

Data through Feb 11, 2021 verified as of Feb 12, 2021 at 09:25 AM

Data in this report are provisional and subject to change.

The numbers in the table below represent the number of Florida and non-Florida residents for whom test results were received by the Department of Health. A person can be tested by more than one laboratory and can have both positive and negative results. **Therefore, the sum of the numbers in each column will be larger than the total number of people tested.**

Reporting lab	Inconclusive	Negative	Positive	Percent positive	Total
VANAJA SUREDDI MD PA			1	100%	1
WESTON COUNTY HEALTH SERVICES			1	100%	1
Florence Home		1			1
MEDOR/ACC SYNCHRONY			1	100%	1
Accordius Health at Harrisonburg		1			1
HELIX URGENT CARE			1	100%	1
WELLPATH			1	100%	1
FIT4LIFE MEDICAL CENTER			1	100%	1
DAYTONA BEACH CENTRA CARE			1	100%	1
SC-GA2018 THE RIDGE REHABILITATION & H		1			1
INHEALTH LIFE SCIENCES LLC			1	100%	1
KIDSVILLE PEDIATRICS III PA			1	100%	1
MEMORIAL HERMANN KATY HOSPITAL			1	100%	1
SPARTANBURG REGIONAL MEDICAL CENTER			1	100%	1
GSM OCED Subsection			1	100%	1
MINUTE CLINIC LLC #1909		1			1
777 URGENT CARE			1	100%	1
MEDEXPRESS URGENT CARE, MOSSIDE		1			1
Port Orange Nursing And Rehab Center			1	100%	1
NORTH WEST FLORIDA DIAGNOSTIC ENOCRINOLOGY CLINIC			1	100%	1
US LABORATORIES			1	100%	1
Raleigh Center (WV)			1	100%	1
TENNOVA HEALTHCARE - CLEVELAND			1	100%	1
BRISTOL REGINAL MEDICAL CENTER			1	100%	1
SAINT LEO UNIVERSITY INCORPORATED			1	100%	1
CHI MEMORIAL HOSPITAL CHATTANOOGA			1	100%	1
SILVER SPRINGS SHORES DIALYSIS			1	100%	1
LAKE VIEW COURT		1			1
Kroger 895 - The Little Clinic Green Hills		1			1
SPECTRUM LABORATORY			1	100%	1
WEST BOYNTON DIALYSIS			1	100%	1
THE TOLEDO HOSPITAL			1	100%	1
OMNICARE PHARMACY OF TEXAS 1, LP		1			1
TENNOVA ER - SANGO			1	100%	1
KENDALL PEDIATRICS PARTNERS LLC			1	100%	1
CHRISTUS SPOHN HOSPITAL			1	100%	1
WEST VIRGINIA UNIVERSITY HOSPITALS			1	100%	1
CVS TX7288POCT DALLAS		1			1
RCP OF MEMORIAL WEST			1	100%	1
Kroger - KRO01100688			1	100%	1
EVEXIA DIAGNOSTICS			1	100%	1
SOPHIA MEDICAL ASSOCIATES, PC			1	100%	1
CENTRAL FL INTERNAL MEDICINE ASSOCIATES LLC		1			1
CVS MA957POCT WEST SPRINGFIELD		1			1
HEALTH GUAGE			1	100%	1
HEALTHFORCE PARTNERS INC			1	100%	1

COVID-19: testing by laboratory

Data through Feb 11, 2021 verified as of Feb 12, 2021 at 09:25 AM

Data in this report are provisional and subject to change.

The numbers in the table below represent the number of Florida and non-Florida residents for whom test results were received by the Department of Health. A person can be tested by more than one laboratory and can have both positive and negative results. **Therefore, the sum of the numbers in each column will be larger than the total number of people tested.**

Reporting lab	Inconclusive	Negative	Positive	Percent positive	Total
VALLEY HOSPITAL MEDICAL CENTER		1			1
KAISER PERMANENTE REGIONAL REFERENCE LABORATORY		1			1
Kroger 390 - The Little Clinic North College Hill		1			1
PEDRO L ORTEGA MD PA			1	100%	1
THE LITTLE CLINIC LLC			1	100%	1
Shelbyville Manor		1			1
Cerentry Senior Care-White Bear Lake		1			1
VIVIAN SIMMONS FAMILY PRACTICE			1	100%	1
JAX FAMILY CARE		1			1
CELEBRATION FAMILY PHYSICIANS LLC			1	100%	1
METROPOLITAN			1	100%	1
SHANDS JACKSONVILLE CLINICAL CENTER			1	100%	1
ORCHID TERRACE		1			1
ANDERSON FAMILY MEDICINE			1	100%	1
VISTA LAKE ASSISTED LIVING			1	100%	1
GENDERXPRESS/PICTURE ME PERFECT IMAGING			1	100%	1
C V S / PHARMACY #833		1			1
WELL-KEY URGENT CARE SEVIERVILLE			1	100%	1
FLORIDA FAMILY LABORATORY		1			1
MC DIAGNOSTIC OF CONNECTICUT, PC #252			1	100%	1
APPLING NURSING & REHABILITATION PAVIL		1			1
KEY WEST BRANCH MEDICAL CLINIC			1	100%	1
MINUTECLINIC DIAGNOSTIC OF VIRGINIA, LLC #1980		1			1
HELGEMO & LIOU PEDIATRICS			1	100%	1
MEDEXPRESS URGENT CARE - LEOMINSTER		1			1
PALM BEACH DIABETES AND ENDOCRINE SPECIALISTS, PA			1	100%	1
CHIPOLA QUICK CARE			1	100%	1
SAINT BARNABAS MEDICAL CENTER		1			1
LABORATORY COPORATION OF AMERICA			1	100%	1
MRMC LAB MICRO			1	100%	1
BAYOU URGENT CARE			1	100%	1
CITRUS DERMATOLOGY			1	100%	1
KEY BISCAYNE PEDIATRIC ASSOCIATES INC			1	100%	1
SELECT SPECIALTY HOSPITAL - ORLANDO SOUTH			1	100%	1
FOUNDATION LABORATORY			1	100%	1
MONMOUTH MEDICALC ENTER		1			1
Kroger 409 - The Little Clinic Hebron Marketplace			1	100%	1
ST MICHAEL'S ELITE MEDICAL HOSPITAL			1	100%	1
FIRST CARE WALK IN CLINIC LLC			1	100%	1
HAILE MEDICAL GROUP PA		1			1
Memorial Health Care Center			1	100%	1
CYPRESS CREEK DIALYSIS CTR			1	100%	1
ONslow COUNTY HEALTH DEPARTMENT			1	100%	1
Wedgewood Manor		1			1
SANITAS RESEARCH LLC			1	100%	1
MARTIN MEM FAMILY CARE AT ST LUCIE W			1	100%	1

COVID-19: testing by laboratory

Data through Feb 11, 2021 verified as of Feb 12, 2021 at 09:25 AM

Data in this report are provisional and subject to change.

The numbers in the table below represent the number of Florida and non-Florida residents for whom test results were received by the Department of Health. A person can be tested by more than one laboratory and can have both positive and negative results. **Therefore, the sum of the numbers in each column will be larger than the total number of people tested.**

Reporting lab	Inconclusive	Negative	Positive	Percent positive	Total
Freedom Pointe at The Villages			1	100%	1
REHABILITATION CENTER OF SOUTH GEORGIA		1			1
AZALEALAND NURSING HOME		1			1
GALVESTON COUNTY HEALTH DISTRICT			1	100%	1
SUPREME MEDICAL GROUP PLLC			1	100%	1
Ravenwood Speciality Care		1			1
MID FLORIDA DERMATOLOGY ASSOCIATES PA			1	100%	1
PROGRESSIVE URGENT CARE, PC			1	100%	1
Manassas Health & Rehab			1	100%	1
TREASURE COAST URGENT & FAMILY CARE			1	100%	1
SUMMERFIELD PAIN MANAGEMENT			1	100%	1
Orchid Cove at Naples			1	100%	1
VITAL CARE			1	100%	1
CVS AZ10150POCT PHOENIX		1			1
STARLING AT SAN JOSE			1	100%	1
PROGENESIS INC			1	100%	1
Glenburn Home		1			1
GOSHEN HOSPITAL			1	100%	1
CARE ADVANTAGE			1	100%	1
MAINE HEALTH AND ENVIRONMENTAL TESTING LABORATORY			1	100%	1
Walgreens #9890		1			1
Court House Center		1			1
MED-LAKE LABORATORY			1	100%	1
REFERENCE LABORATORY			1	100%	1
CVS KY4779POCT LOUISVILLE		1			1
QC LABORATORY			1	100%	1
NORWALK HOSPITAL			1	100%	1
BAPTIST MEDICAL PLAZA AT WESTCHESTER			1	100%	1
LIMA MEMORIAL HOSPITAL			1	100%	1
BLOSSOMS ASSISTED LIVING 1 LLC			1	100%	1
SHANNON MEDICAL CENTER			1	100%	1
MEDONE URGENT CARE			1	100%	1
Buena Vista Care Center		1			1
WINNIFRED ASSISTED LIVING FACILITY INC		1			1
VANDERBILT UNIVERSITY MEDICAL CENTER			1	100%	1
HOLLAND COMMUNITY HOSPITAL		1			1
ADVANCED RESEARCH AND DIAGNOSTIC LABORATORY UNIVERSITY OF MINNESOTA			1	100%	1
BAPTIST HEALTH MEDICAL PLAZA			1	100%	1
NSPIRE HEALTHCARE PLANTATION			1	100%	1
NEW YORK STATE DEPARTMENT OF HEALTH			1	100%	1
Baypoint Healthcare Center			1	100%	1
CLEVELAND CLINIC FLORIDA WAIVED			1	100%	1
CERMAK HEALTH SERVICES			1	100%	1
WALGREENS # 12338		1			1
USCG AIR STATION CLEARWATER CLINIC			1	100%	1
CVS NV3210POCT LAS VEGAS		1			1

COVID-19: testing by laboratory

Data through Feb 11, 2021 verified as of Feb 12, 2021 at 09:25 AM

Data in this report are provisional and subject to change.

The numbers in the table below represent the number of Florida and non-Florida residents for whom test results were received by the Department of Health. A person can be tested by more than one laboratory and can have both positive and negative results. **Therefore, the sum of the numbers in each column will be larger than the total number of people tested.**

Reporting lab	Inconclusive	Negative	Positive	Percent positive	Total
BREVARD COUNTY JAIL			1	100%	1
SOUTHWEST REGIONAL PCR LABORATORY			1	100%	1
COMMUNITY			1	100%	1
Bethel Lutheran Nursing & Rehabilitation Center		1			1
Kroger 667 - The Little Clinic Litchfield Park		1			1
NEW ULM MEDICAL CENTER			1	100%	1
METHODISM MIDLOTHIAN MEDICAL CENTER			1	100%	1
THYROID SPECIALTY LABORATORY			1	100%	1
PREVENTIVE CARDIOLOGY AND INTERNAL MEDICINE ASSOCI			1	100%	1
CAREHERE HUDSON BAY			1	100%	1
BASCOM PALMER EYE INSTITUTE			1	100%	1
Sunnybrook Rehabilitation Center			1	100%	1
ARIZA WELLNESS CARE LLC			1	100%	1
1ST MED DOTHAN			1	100%	1
ELITE MEDICAL LABORATORY SOLUTIONS LLC			1	100%	1
YOUR KIDS URGENT CARE			1	100%	1
Autumn Care of Suffolk		1			1
Birmingham Nursing and Rehabilitation East LLC		1			1
CLARKSVILLE MANOR INC		1			1
DOCTORS MEMORIAL HOSP HOME HEALTH CARE		1			1
TRIPLE O RESEARCH INSTITUTE PA			1	100%	1
ADVANCE GASTROENTEROLOGY			1	100%	1
CHILDRENS HEALTHCARE CTE OF NORTHERN		1			1
CLINICAL MICROBIOLOGY LAB FAIRVIEW UNIVERSITY HOSPITAL			1	100%	1
Oak Hill Health & Rehabilitation Center			1	100%	1
FLORIDA ADVANCED MEDICAL AND DERM AESTHETICS LLC			1	100%	1
PROVIDENCE HOSPITAL			1	100%	1
Robinson Terrace Rehabilitation and Nursing Center		1			1
Riverside Nursing & Rehabilitation Center		1			1
FAMILY MEDICAL CENTERS			1	100%	1
ASHLEY CLINICAL DIAGNOSTIC LABORATORY			1	100%	1
LAMARQUE DIALYSIS			1	100%	1
PENNY PEDIATRICS		1			1
TALLAHASSEE DIALYSIS		1			1
CVS IN5696POCT FORT WAYNE		1			1
ROYAL PALM PEDIATRICS			1	100%	1
HARMONY HEALTHCARE ORLANDO INC		1			1
KANA MEDICAL			1	100%	1
Florence Nursing and Rehabilitation Center		1			1
FLORIDA HOSPITAL TRANSPLANT CENTER		1			1
MEDEXPRESS URGENT CARE - CABOT			1	100%	1
BAYFRONT CARDIOVASCULAR ASSOCIATES			1	100%	1
CFHC - FROSTPROOF			1	100%	1
Masonic Medical Research Institute			1	100%	1
SEWALLS POINT PHARMACY INC			1	100%	1
WOMENS CARE FLORIDA LLC			1	100%	1

COVID-19: testing by laboratory

Data through Feb 11, 2021 verified as of Feb 12, 2021 at 09:25 AM

Data in this report are provisional and subject to change.

The numbers in the table below represent the number of Florida and non-Florida residents for whom test results were received by the Department of Health. A person can be tested by more than one laboratory and can have both positive and negative results. **Therefore, the sum of the numbers in each column will be larger than the total number of people tested.**

Reporting lab	Inconclusive	Negative	Positive	Percent positive	Total
Kroger 444 - The Little Clinic Dent		1			1
BAYSHORE DIALYSIS			1	100%	1
Elm Crest Senior Living Community		1			1
CACERES SPECIALIZED GYNECOLOGY		1			1
CVS OH4359POCT HUDSON		1			1
THE HEART HOSPITAL BAYLOR PLANO			1	100%	1
VA OPTOMETRY CLINIC			1	100%	1
Sage Bluff Health & Rehabilitation Center		1			1
MT CARMEL PHARMACY INC		1			1
ST JOHNS MEDICAL CENTER		1			1
Glen Oaks Health and REhabilitation		1			1
MIAMI CHILDRENS HOSPITAL MIDTOWN OUTPATIENT CENTER			1	100%	1
OMNI HEALTHCARE INC			1	100%	1
FAIRFIELD MEDICAL CENTER			1	100%	1
Kroger 777 - The Little Clinic Shelbyville		1			1
Rockcastle Health and Rehab		1			1
CANDLER HOSPITAL			1	100%	1
OXY-GENLAB			1	100%	1
COLONIAL MEDICAL CENTER-EAST ORLANDO			1	100%	1
HARDIN HEALTH INC		1			1
Good Samaritan Society-Atkinson		1			1
Broomall Manor		1			1
Arch Plaza Nursing and Rehabilitation Center			1	100%	1
NORTH CAROLINA STATE LABORATORY OF PUBLIC HEALTH, SPECTRUM LAB NETWORK			1	100%	1
SUNY AT STONY BROOK			1	100%	1
FAMILY MEDICAL CLINIC KENDALL LLC			1	100%	1
CVS PA371POCT PHILADELPHIA		1			1
AMERICAN LAB LLC		1			1
INNOVATIVE HEALTH DIAGNOSTIC OF CALIFORNIA			1	100%	1
MINUTECLINIC DIAGNOSTIC MED GRP OF ORA			1	100%	1
LIFEGUARD AMBULANCE SERVICE LLC - BAY COUNTY			1	100%	1
Northern Nevada State Veterans Home		1			1
Kroger 006 - The Little Clinic Uintah Gardens		1			1
Fairhaven Retirement Community		1			1
GOOD PEDIATRICS			1	100%	1
ST.ELIZABETH HEALTH CENTER	1				1
Crowne Health Care of Mobile		1			1
SMITH			1	100%	1
CVS NV5942POCT LAS VEGAS		1			1
PSL JAX BEACH OPERATIONS LLC			1	100%	1
MEDICAL ASSOCIATES OF THE SHOALS		1			1
HUNEYCUTT FAMILY PRACTICE			1	100%	1
FLORIDA HOME HEALTH			1	100%	1
SURGERY CENTER, THE			1	100%	1
JACKSON MADISON CO. GEN. HOSPITAL			1	100%	1
SUN CLINICAL LABORATORIES			1	100%	1

COVID-19: testing by laboratory

Data through Feb 11, 2021 verified as of Feb 12, 2021 at 09:25 AM

Data in this report are provisional and subject to change.

The numbers in the table below represent the number of Florida and non-Florida residents for whom test results were received by the Department of Health. A person can be tested by more than one laboratory and can have both positive and negative results. **Therefore, the sum of the numbers in each column will be larger than the total number of people tested.**

Reporting lab	Inconclusive	Negative	Positive	Percent positive	Total
SPRINGFIELD HOSPITAL			1	100%	1
BEAUMONT HOSPITAL			1	100%	1
LITTLE FALLS HOSPITAL LABORATORY		1			1
HOLMES FAMILY PRACTICE PA			1	100%	1
OAKWOOD HOSPITAL - SOUTHSORE			1	100%	1
Fairview			1	100%	1
BORINQUEN HEALTH CENTER			1	100%	1
SPECTRUM LUDINGTON			1	100%	1
CVS AZ7263POCT PHOENIX		1			1
EVENTIDE LUTHERAN HOME		1			1
ER NEAR ME HULEN		1			1
RIVERTON CBOC			1	100%	1
THE LITTLE CLINIC, LLC			1	100%	1
PORTAGE MEDICAL CENTER			1	100%	1
LAB. CORP. OF AMERICA			1	100%	1
HOLYOKE MEDICAL CENTER			1	100%	1
INDIGO PALMS			1	100%	1
MINUTECLINIC DIAGNOSTIC, PA		1			1
Accordius Health at Gastonia			1	100%	1
INDIAN RIDGE		1			1
PARKWAY REGIONAL MEDICAL CENTER LAB			1	100%	1
DERMDX, DIV OF AURORA DIAGNOSTICS/BERNHARDT LAB		1			1
NEMOURS CHILDRENS URGENT CARE			1	100%	1
Monument Health Strugis Care Center		1			1
ST. VINCENT HOSPITAL			1	100%	1
COASTAL ER IX, PHYSICIANS PREMIER			1	100%	1
CAN COMMUNITY HEALTH LLC		1			1
PCG MOLECULAR			1	100%	1
IDAHO HEALTH DEPARTMENT			1	100%	1
Oakview Manor Health and Rehab		1			1
HANCOCK REGIONAL HOSPITAL		1			1
NORTH OKALOOSA CLINIC CORP		1			1
TREEHOUSE PEDIATRICS & FAMILY CARE		1			1
MINUTECLINIC MINUTECLINIC #3665		1			1
BHA TITUSVILLE CLINIC			1	100%	1
ABSOLUTE CAREGIVERS HOME HEALTH AGENCY INC			1	100%	1
MARTIN HEALTH PHYSICIAN GROUP			1	100%	1
FLORIDA EPIDEMIOLOGY PROGRAM			1	100%	1
MARYWOOD HEIGHTS		1			1
ASANTE ROGUE REGIONAL MEDICAL CENTER L		1			1
ANDREWS			1	100%	1
Kroger 539 - The Little Clinic Memorial Blvd.		1			1
CLINICAL LABORATORY DEPARTMENT			1	100%	1
CLINTON DRUG STORE		1			1
POUDRE VALLEY HOSPITAL			1	100%	1
NHC HealthCare St. Charles		1			1

COVID-19: testing by laboratory

Data through Feb 11, 2021 verified as of Feb 12, 2021 at 09:25 AM

Data in this report are provisional and subject to change.

The numbers in the table below represent the number of Florida and non-Florida residents for whom test results were received by the Department of Health. A person can be tested by more than one laboratory and can have both positive and negative results. **Therefore, the sum of the numbers in each column will be larger than the total number of people tested.**

Reporting lab	Inconclusive	Negative	Positive	Percent positive	Total
BUFFALO VAMC			1	100%	1
Chateau Living Center			1	100%	1
CVS IL5797POCT CAROL STREAM		1			1
ST JOHN'S HOME CARE			1	100%	1
NIBHA MEDIRATTA MD PL			1	100%	1
HIGHLAND LABORATORY			1	100%	1
WATERTOWN URGENT CARE		1			1
SAN JOSE CLINIC		1			1
COBLESKILL REGIONAL HOSPITAL		1			1
RAJ K PAI MD PA			1	100%	1
BLACKBERRY CENTER, THE		1			1
LABORATORIO BUENA SALUD			1	100%	1
ATHENA PLASTIC SURGERY		1			1
WESTOX LABS		1			1
SUPERKIDS PEDIATRICS			1	100%	1
CVS AZ33POCT TEMPE		1			1
WOODHILLS LABS			1	100%	1
CVS PA1193POCT JENKINTOWN		1			1
PREMIER MOBILE HEALTH SERVICES, LLC			1	100%	1
Cottage of the Shoals		1			1
DOCTORS HOSPITAL OF LAREDO			1	100%	1
ST CATHERINE HOSPITAL LABORATORY			1	100%	1
RAMBAM URGENT CARE			1	100%	1
MEDEXPRESS URGENT CARE - WESTFIELD, E MAIN ST			1	100%	1
QUALITY LAB			1	100%	1
ADVANCED MEDICAL LABORATORIES (AML)			1	100%	1
CVS CA9721POCT ARCADIA		1			1
NF Escambia, LLC DBA Olive BranchHealth and Rehabilitaion Center			1	100%	1
SELECT MEDICAL CLINIC			1	100%	1
ADVANCED CARDIOVASCULAR DIAGNOSTICS OF FL			1	100%	1
Kroger 907 - The Little Clinic Holland		1			1
CONWAY - SHERWOOD URGENT CARE			1	100%	1
WELLINGTON WEST 100176			1	100%	1
MARLBORO URGENT CARE		1			1
SUN CITY DIAGNOSTIC CENTER			1	100%	1
WINTER PARK MEMORIAL HOSPITAL LABORATORY		1			1
FLAGLER CARE CENTER			1	100%	1
LEXINGTON HOSPITAL CORPORATION			1	100%	1
Kroger - KRO03400316			1	100%	1
CONCENTRA - TAMPA EAST		1			1
ATHENS MEDICAL CENTER			1	100%	1
EXACCARE KINGSTON, LLC			1	100%	1
SYNAPSE ANALYTICAL LABS		1			1
Imperial Healthcare Centre			1	100%	1
SHAH			1	100%	1
HEALTH EXPRESS		1			1

COVID-19: testing by laboratory

Data through Feb 11, 2021 verified as of Feb 12, 2021 at 09:25 AM

Data in this report are provisional and subject to change.

The numbers in the table below represent the number of Florida and non-Florida residents for whom test results were received by the Department of Health. A person can be tested by more than one laboratory and can have both positive and negative results. **Therefore, the sum of the numbers in each column will be larger than the total number of people tested.**

Reporting lab	Inconclusive	Negative	Positive	Percent positive	Total
DEVITA		1			1
WILMINGTON NURSING AND REHAB			1	100%	1
CHATSWORTH ASSISTED LIVING COMMUNITY AT PGA NATIONAL			1	100%	1
CENTRAL TX MEDICAL CENTER - LAB			1	100%	1
EAST COAST INSTITUTE FOR RESEARCH LLC			1	100%	1
ENZO LABS INC			1	100%	1
CVS M08556POCT KANSAS CITY		1			1
WARREN GENERAL HOSPITAL			1	100%	1
PINELLAS CHD - CLEARWATER			1	100%	1
PHYSICIANS PREMIER			1	100%	1
DEBORAH HEART AND LUNG CENTER		1			1
Brynwood Health & Rehabilitation Center			1	100%	1
ELATION HEALTH		1			1
HSRE-ASL CASSELBERRY TRS, LLC			1	100%	1
Walgreens #10988		1			1
TANGLEWOOD MANOR		1			1
Ashland Place Health and Rehabilitation, LLC		1			1
Walgreens #3661		1			1
MOUNT SINAI MEDICAL CENTER OF FLORIDA, INC			1	100%	1
MINUTE CLINIC DIAGNOSTIC MED GRP OF CA		1			1
PREMIUM HOME HEALTH CARE INC			1	100%	1
VCU HEALTH SYSTEM AUTHORITY - MCV HOSPITALS			1	100%	1
BRUCE S WEST MD			1	100%	1
MISSISSIPPI VALLEY REGIONAL BLOOD CENTER			1	100%	1
EAST TENNESSEE STATE UNIVERSITY		1			1
Schenectady Center for Rehabilitation & Nursing		1			1
ADVANCE HEALTH AND WELLNESS SOLUTIONS			1	100%	1
UCH LAB			1	100%	1
CAREWELL 203			1	100%	1
Oregon Veterans Home The Dalles		1			1
QUEST DIAGNOSTICS INCORPORATED			1	100%	1
SMA BEHAVIORAL HEALTH SERVICES INC		1			1
CVS OH6164POCT DELAWARE		1			1
OHSU LABORATORY SERVICES		1			1
FRANKLIN CBOC			1	100%	1
DSI LABORATORIES-NAPLES-7TH			1	100%	1
WALGREENS NO 19542		1			1
Mercy Manor Transition Center			1	100%	1
UABC			1	100%	1
INTERNAL MEDICINE GROUP OF CENTRAL FLORIDA			1	100%	1
SANTA ROSA PEDIATRICS			1	100%	1
BLAKE AT PENSACOLA OPERATION CO, LLC, THE			1	100%	1
NORTH SHORE MEDICAL CENTER - SALEM HOSPITAL			1	100%	1
TRINITY DIALYSIS			1	100%	1
CONTINENTAL HOME HEALTH CARE INC			1	100%	1
REGENTS PARK OF JACKSONVILLE			1	100%	1

COVID-19: testing by laboratory

Data through Feb 11, 2021 verified as of Feb 12, 2021 at 09:25 AM

Data in this report are provisional and subject to change.

The numbers in the table below represent the number of Florida and non-Florida residents for whom test results were received by the Department of Health. A person can be tested by more than one laboratory and can have both positive and negative results. **Therefore, the sum of the numbers in each column will be larger than the total number of people tested.**

Reporting lab	Inconclusive	Negative	Positive	Percent positive	Total
NEMOURS CHILDREN'S PRIMARY CARE			1	100%	1
COASTAL PEDIATRICS LLC			1	100%	1
COMMUNITY HOSPITALS INDIANAPOLIS			1	100%	1
VALUE DRUGS GREENLAWN INC		1			1
HIGH DESERT COURT GROUP HOME			1	100%	1
LEELANAU OPCO, LLC		1			1
Community Care Center of Heritage House, LLC			1	100%	1
FRESENIUS SOUTH FORT MYERS		1			1
ADVENTHEALTH MEDICAL GROUP FAMILY AND INTERNAL			1	100%	1
GOOD SAMARITAN SOCIETY-FOREST CITY		1			1
SOUTHERN SPRINGS HEALTH CARE		1			1
THE CHRIST HOSPITAL			1	100%	1
BLOOD SYSTEMS LABORATORIES			1	100%	1
Carrollton Manor Inc		1			1
Brio of Johnston		1			1
STERLING HOUSE OF PORT ORANGE		1			1
LAKE LURE HEALTH CENTER			1	100%	1
Pinnacle Assisted Living			1	100%	1
MINUTECLINIC DIAG OF IND, LLC #4368		1			1
DEVLAB, LLC			1	100%	1
PANCARE HEALTH - BRUCE			1	100%	1
Rehab Select of Talladega		1			1
MD NOW URGENT CARE			1	100%	1
Chateau Girardeau			1	100%	1
MORSELIFE HOME CARE INC			1	100%	1
BRISTOL CHILDRENS CLINIC			1	100%	1
WALGREENS #5130			1	100%	1
Washington County Nursing Home			1	100%	1
Kroger - KR003500568			1	100%	1
Big River Nursing and Rehab		1			1
SOUTH COUNTY MEDICAL CENTER			1	100%	1
CVS M08595POCT RAYMORE		1			1
BAPTIST MINOR MEDICAL CENTER			1	100%	1
SOUTHEASTERN PATHOLOGY ASSOCIATES			1	100%	1
MADISON FACILITY INC			1	100%	1
AMICUS MEDICAL CENTER LLC			1	100%	1
GWINNETT MEDICAL CENTER			1	100%	1
CVS HEALTH, #5962		1			1
CAROLINAS HEALTHCARE SYSTEM LAB			1	100%	1
RED BUG LAKE ROAD OVIEDO COVID			1	100%	1
FLORIDA HEALTH CARE MEDICAL GROUP		1			1
MEMORIAL HEALTH SYSTEM		1			1
CVS AZ69POCT PEORIA		1			1
WEST CARVER MEDICAL ASSOCIATES		1			1
APPLECARE URGENT CARE KINGSLAND			1	100%	1
KETTERING MEDICAL CENTER			1	100%	1

COVID-19: testing by laboratory

Data through Feb 11, 2021 verified as of Feb 12, 2021 at 09:25 AM

Data in this report are provisional and subject to change.

The numbers in the table below represent the number of Florida and non-Florida residents for whom test results were received by the Department of Health. A person can be tested by more than one laboratory and can have both positive and negative results. **Therefore, the sum of the numbers in each column will be larger than the total number of people tested.**

Reporting lab	Inconclusive	Negative	Positive	Percent positive	Total
AVERA SACRED HEART HOSPITAL			1	100%	1
BELLMORE PEDIATRICS		1			1
LYSTER MAIN LAB, FT RUCKER		1			1
ST FRANCIS MEDICAL CENTER			1	100%	1
PROMUS DIAGNOSTICS, LLC			1	100%	1
Arlington Care Center			1	100%	1
LAS PALMAS MEDICAL CENTER			1	100%	1
CVS NV8784POCT LAS VEGAS		1			1
ORLANDO PHYSICIAN NETWORK		1			1
AVON PARK CLUSTER		1			1
KENT		1			1
JUP Serology SubSection			1	100%	1
TEVAPHARM			1	100%	1
SUNCOAST PRIMARY CARE LLC			1	100%	1
ATHENS LIMESTONE HOSPITAL		1			1
TITUS REGIONAL MEDICAL CENTER			1	100%	1
GOOD SAMARITAN HOSPITAL			1	100%	1
PROGRESSIVE MEDICAL LAB LLC			1	100%	1
ST ANTHONY'S PINELLAS CARE CLINIC			1	100%	1
SOUTH DADE NURSING & REHABILITATION CENTER			1	100%	1
HEALTHCARE AND REHAB OF SANFORD			1	100%	1
MERRILL GARDENS AT CHAMPIONSGATE			1	100%	1
PROVIDENCE PORTLAND MEDICAL CENTER		1			1
ASSOCIATES IN INTERNAL MEDICINE PA			1	100%	1
ROSLYN INTERNAL MEDICINE		1			1
MEMORIAL HOSPITAL WEST			1	100%	1
LAB TEST KENDALL LLC		1			1
SPORTS MEDICINE CLINIC - U OF WYOMING			1	100%	1
HORIZON MEDICAL CENTER			1	100%	1
ST JOHNS PEDIATRICS PA		1			1
Life Care Center of Paradise Valley		1			1
ADVANCE MD CARE			1	100%	1
CMC MERCY LABORATORY			1	100%	1
Niles Nursing and Rehab. Center		1			1
BEAUMONT REFERENCE LABORATORY			1	100%	1
PEDIATRIC PARTNERS ZEPHYRHILLS			1	100%	1
Smg At Bridgewater Family Medicine		1			1
URGENT TEAM MANAGEMENT OF TENNESSEE, L			1	100%	1
LANGLADE			1	100%	1
CVS MA2297677CV BOSTON		1			1
SUNSHINE PEDIATRICS OF LUTz			1	100%	1
MULTICARE PHYSICIANS			1	100%	1
NORTH FLORIDA FAMILY MEDICINE			1	100%	1
TRAFALGAR DIALYSIS			1	100%	1
ADVENTHEALTH SENIOR CARE AT ORMOND			1	100%	1
MEDEXPRESS URGENT CARE - BENTONVILLE		1			1

COVID-19: testing by laboratory

Data through Feb 11, 2021 verified as of Feb 12, 2021 at 09:25 AM

Data in this report are provisional and subject to change.

The numbers in the table below represent the number of Florida and non-Florida residents for whom test results were received by the Department of Health. A person can be tested by more than one laboratory and can have both positive and negative results. **Therefore, the sum of the numbers in each column will be larger than the total number of people tested.**

Reporting lab	Inconclusive	Negative	Positive	Percent positive	Total
BETHESDA DIALYSIS			1	100%	1
MEDEXPRESS URGENT CARE - HADLEY		1			1
Heritage of Red Cloud		1			1
TRIHEALTH			1	100%	1
ST VINCENTS AMBULATORY CARE INC			1	100%	1
MEDICAL ASSOCIATES OF CARTER		1			1
LAKEVIEW HEALTH CARE SYSTEM LLC			1	100%	1
LEVY COUNTY DEPT. OF PUBLIC SAFETY			1	100%	1
MEDEXPRESS URGENT CARE-BRENTWOOD		1			1
Valley View Health and Rehabilitation, LLC		1			1
COMMUNITY MEDICAL CENTER-ORANGE CITY		1			1
RURAL/METRO MIDSOUTH,		1			1
KIDSVILLE PEDIATRICS IV PA		1			1
CROZER-CHESTER MEDICAL CENTER			1	100%	1
KIOSK MEDICINE KENTUCKY LLC		1			1
MEDICAL EXAMINERS OFFICE, LEESBURG			1	100%	1
PM PEDIATRICS OF BAYSIDE PLLC - BELLER		1			1
CARESPOT - LEE VISTA			1	100%	1
HOUSTON MEDICAL CENTER			1	100%	1
Parkside Manor		1			1
ALLIANCE LABORATORY SERVICES			1	100%	1
Mountain City Care and Rehabilitation Center		1			1
DIGESTIVE DISEASE CARE PC		1			1
American Fork Care Center dba Heritage Care Center		1			1
SOMA MEDICAL CENTER PA #3 PALOMINO			1	100%	1
DISCOVERY AT HOME, LLC			1	100%	1
Kroger 353 - The Little Clinic Harpers Point		1			1
SHERIDAN AT HOBE SOUND, THE			1	100%	1
CHILDREN'S MEMORIAL HOSPITAL			1	100%	1
ALL CARE URGENT CARE			1	100%	1
MINUTECLINIC DIAGNOSTIC OF KANSAS, PC		1			1
ALL PRO ORTHOPEDICS & SPORTS MEDICINE, PA			1	100%	1
GEORGE WASHINGTON UNIVERSITY HOSPITAL			1	100%	1
Kroger 588 - The Little Clinic Thompsons Station		1			1
SSC NASHVILLE OPERATING CO LLC D/B/A		1			1
VIVEX/UMTB BIOMEDICAL			1	100%	1
HEALTHCARE ASSOCIATES OF IRVING, LLP			1	100%	1
MEDICAL ASSOCIATES OF BREVARD LLC		1			1
MEADOWS PARK HEALTH AND REHABILITATION		1			1
SHAW MEDICAL GROUP LLC			1	100%	1
QUEST INC			1	100%	1
OPTUM MEDICAL CLINIC IN ROCKRIMMON			1	100%	1
Kroger 682 - The Little Clinic New Holland Market			1	100%	1
MEA PRIMARY CARE PLUS BYRAM			1	100%	1
Heartland Health Care Center Jacksonville			1	100%	1
CHOTA COMMUNITY HEALTH SERVICES		1			1

COVID-19: testing by laboratory

Data through Feb 11, 2021 verified as of Feb 12, 2021 at 09:25 AM

Data in this report are provisional and subject to change.

The numbers in the table below represent the number of Florida and non-Florida residents for whom test results were received by the Department of Health. A person can be tested by more than one laboratory and can have both positive and negative results. **Therefore, the sum of the numbers in each column will be larger than the total number of people tested.**

Reporting lab	Inconclusive	Negative	Positive	Percent positive	Total
NORTH BREVARD CHILDRENS MEDICAL CENTER			1	100%	1
PRIMARY HEALTH CARE ASSOCIATES INC			1	100%	1
PUBLIX PHARMACY #1114			1	100%	1
PERRY COUNTY NURSING HOME		1			1
YUMA REGIONAL MEDICAL CENTER			1	100%	1
JOHNSON & JOHNSON VISION CARE-VISTAKON			1	100%	1
Consulate Health Care of Tallahassee			1	100%	1
ARCADIA DIALYSIS CENTER			1	100%	1
HALEYVILLE HEALTH CARE CENTER		1			1
SOMA MEDICAL CENTER PA #3 GREENACRES			1	100%	1
CLEVELAND CLINIC OHIO LABORATORIES			1	100%	1
ENCORE AT BOCA RATON, THE			1	100%	1
ALABAMA REFERENCE LAB			1	100%	1
NATIONAL INSTITUTES OF HEALTH CLINICAL CENTER			1	100%	1
ADVENTHEALTH PHYSICIAN GROUP - APPLEWOOD			1	100%	1
STEPHENS COUNTY HOSPITAL			1	100%	1
FALKVILLE HEALTHCARE		1			1
CITRONELLE HEALTH AND REHABILITATION CENTER		1			1
MEDEXPRESS URGENT CARE - ROSS TOWNSHIP		1			1
ADVENTHEALTH HOME CARE WATERMAN			1	100%	1
H/L of WEst AShley Rhabilitation and Nursing Center		1			1
Rio Grande City Nursing and Rehab Center			1	100%	1
TEXAS HEALTH ARLINGTON MEMORIAL		1			1
LIFELINK TRANSPLANT INSTITUTE LAB			1	100%	1
ULTIMATE KIDNEY CARE			1	100%	1
WALGREENS NO 10512			1	100%	1
PEDRO MENENDEZ HEALTH CENTER AT ST JOHNS			1	100%	1
FLORIDA CLINICAL RESEARCH CENTER, LLC			1	100%	1
LONESTAR 24HRER MANAGEMENT LLC DBA LONESTAR 24HRER			1	100%	1
OMAHA VA MEDICAL CENTER			1	100%	1
SOLARIS HEALTHCARE PLANT CITY		1			1
CVS OH4300POCT STRONGSVILLE		1			1
ADVANCED LABORATORY SERVICES			1	100%	1
MEDCARE-GARNERS FERRY			1	100%	1
MEDEXPRESS URGENT CARE CHICOPEE			1	100%	1
WEST BOCA MEDICAL CENTER			1	100%	1
PULMONARY MEDICINE		1			1
ENT AND ALLERGY ASSOCIATES OF FLORIDA, LLC			1	100%	1
CSI LABORATORIES FLORIDA			1	100%	1
Birmingham Nursing & Rehab Center		1			1
LOURDES URGENT CARE			1	100%	1
LOPEZ		1			1
URGENT CARE OF COASTAL GEORGIA			1	100%	1
THE CLINIC ON SIXTH			1	100%	1
PM PEDIATRICS PC			1	100%	1
GIBSON AREA PRIMARY CARE			1	100%	1

COVID-19: testing by laboratory

Data through Feb 11, 2021 verified as of Feb 12, 2021 at 09:25 AM

Data in this report are provisional and subject to change.

The numbers in the table below represent the number of Florida and non-Florida residents for whom test results were received by the Department of Health. A person can be tested by more than one laboratory and can have both positive and negative results. **Therefore, the sum of the numbers in each column will be larger than the total number of people tested.**

Reporting lab	Inconclusive	Negative	Positive	Percent positive	Total
PRIMACARE MEDICAL LAKEWOOD			1	100%	1
BROOKS REHAB			1	100%	1
ALLEGHENY GENERAL HOSPITAL			1	100%	1
ALL CHILDRENS PEDIATRIC CLINIC			1	100%	1
NORTH BROWARD MEDICAL CENTER			1	100%	1
GATEWAY HEALTHCARE, PC			1	100%	1
WillowBrooke Court at Westminster Village		1			1
NORTH COUNTY MEDICAL LAB			1	100%	1
KROGER 915 - THE LITTLE CLINIC ANDERSON			1	100%	1
SILVERMAN			1	100%	1
UMASS MEMORIAL/MARLBORO HOSPITAL			1	100%	1
JACKSONVILLE VA OPC			1	100%	1
ADDINGTON PLACE EAST LAKE		1			1
TMH PHYSICIAN PARTNERS QUINCY			1	100%	1
EXPRESS PHARMACY INC		1			1
FLORIDA KEYS CONCIERGE MEDICINE, LLC		1			1
Waters of Covington		1			1
UF HEALTH - WILDLIGHT			1	100%	1
OCCUPATIONAL HEALTH CENTER		1			1
NORTH OKALOOSA PHYSICIAN GRP - WALK IN CLINIC			1	100%	1
BAYLOR SCOTT AND WHITE MEDICAL CENTER -CENTENTENNIAL			1	100%	1
MIDWEST COVENANT HOME, INC		1			1
MEDICAL ARTS LABORATORY			1	100%	1
WESLEY MEDICAL CENTER			1	100%	1
CVS TX8322POCT AUSTIN		1			1
PALMETTO PRIMARY CARE PHYSICIANS			1	100%	1
Livingston County Center for Nursing and Rehabilitation		1			1
URGENT CARE OF KANSAS CITY			1	100%	1
WATERBURY HOSPITAL REFERENCE LAB			1	100%	1
ROSE HAVEN NURSING CENTER		1			1
CARENOW-MONTGOMERY			1	100%	1
Vista Park			1	100%	1
LP ELIZABETHTON		1			1
PHYSICIAN ASSOCIATES, LLC			1	100%	1
BALLAD HEALTH MEDICAL ASSOCIATES URGENT CARE			1	100%	1
HENRY FORD WEST BLOOMFIELD HOSPITAL			1	100%	1
Walgreens #11724		1			1
PHYSICIANS URGENT CARE			1	100%	1
PEDIATRIC PARTNERS			1	100%	1
MINUTECLINIC DIAGNOSTIC OF NEW MEXICO LLC #7552		1			1
INDIAN RIVER CLINICAL LABORATORY, INC.		1			1
Diversicare of Smyrna		1			1
Kroger 522 - The Little Clinic Gahanna		1			1
LAKE VISTA DIALYSIS			1	100%	1
RAYMOND F CARON MD			1	100%	1
MEDAC AT PORTERS NECK			1	100%	1

COVID-19: testing by laboratory

Data through Feb 11, 2021 verified as of Feb 12, 2021 at 09:25 AM

Data in this report are provisional and subject to change.

The numbers in the table below represent the number of Florida and non-Florida residents for whom test results were received by the Department of Health. A person can be tested by more than one laboratory and can have both positive and negative results. **Therefore, the sum of the numbers in each column will be larger than the total number of people tested.**

Reporting lab	Inconclusive	Negative	Positive	Percent positive	Total
CONCIERGE INTERNAL MEDICINE ASSOCIATES			1	100%	1
SPARTA HEALTH & REHAB		1			1
NORTHSIDE FAMILY MEDICINE AND URGENT CARE (CUMMING)		1			1
HEALTH PLUS SUNRISE MEDICAL OFFICE			1	100%	1
BREVARD FAMILY WALK IN CLINIC			1	100%	1
MID FLORIDA BIOLOGICALS			1	100%	1
ARIZONA STATE LABORATORY			1	100%	1
CLINICAL CARE CENTER, INC			1	100%	1
ST VINCENTS OUTPATIENT IMAGING		1			1
PALMETTO CHARTER SCHOOL		1			1
MIL LAKE HEALTHCARE CENTER INC PEDIATRICS			1	100%	1
UNLIMITED MEDICAL SERVICES OF FL PL DBA		1			1
NEW ERA COMMUNITY HEALTH CENTER LLC		1			1
Kroger 968 - The Little Clinic Colerain Township		1			1
ST VINCENT'S AMBULATORY CARE INC			1	100%	1
Moab Regional Hospital			1	100%	1
ODYSSEY HEALTH CARE OF MARION COUNTY LLC		1			1
MARYWOOD NURSING CARE CENTER		1			1
SYNERGENE LABORATORY			1	100%	1
MINUTECLINIC LLC (2335)		1			1
ABBOTT LABORATORIES - OCCUPATIONAL HEALTH SERVICES			1	100%	1
NAVARRO MEDICAL CENTERS LLC			1	100%	1
BAPTIST HEALTH EXPRESS CARE			1	100%	1
Piqua Manor		1			1
Kroger 753 - The Little Clinic Goss Avenue		1			1
Manor Care Health Care Services - Williamsport North		1			1
TREASURE COAST COMMUNITY HEALTH INC			1	100%	1
Kroger 549 - The Little Clinic Clinton Highway		1			1
DOCTORS AFTER HOURS URGENT CARE CENTER			1	100%	1
ASCENSION ST VINCENT'S - WESTSIDE			1	100%	1
NORTH PALM BEACH DIALYSIS CENTER			1	100%	1
MEDCARE QUALITY MEDICAL CENTER LLC			1	100%	1
ENCOMPASS HEALTH REHABILITATION HOSPITAL OF MIAMI			1	100%	1
LABTOX LABORATORIES			1	100%	1
DEACONESS URGENT CARE CENTER			1	100%	1
DR JAMES D FORBES FAMILY CARE CENTER			1	100%	1
BHS PHYSICIAN NETWORK			1	100%	1
LOUISIANA STATE LAB			1	100%	1
EAST SIDE CLINICAL LABORATORY			1	100%	1
NORTHERN KENTUCKY HEALTH DEPARTMENT			1	100%	1
MEMORIAL HOSPITAL MIRAMAR WAIVED TESTING			1	100%	1
UT MD ANDERSON CANCER CENTER-TUMOR MARKER LAB			1	100%	1
ROBERTS WESLEYAN COLLEGE HEALTH CENTE		1			1
CENTRAL FLORIDA HOSPITALIST			1	100%	1
ANMED HEALTH MEDICAL CENTER			1	100%	1
MEMORIAL HERMANN MEDICAL GROUP-ATASCOCITA PEDS			1	100%	1

COVID-19: testing by laboratory

Data through Feb 11, 2021 verified as of Feb 12, 2021 at 09:25 AM

Data in this report are provisional and subject to change.

The numbers in the table below represent the number of Florida and non-Florida residents for whom test results were received by the Department of Health. A person can be tested by more than one laboratory and can have both positive and negative results. **Therefore, the sum of the numbers in each column will be larger than the total number of people tested.**

Reporting lab	Inconclusive	Negative	Positive	Percent positive	Total
WINTER GARDEN CHILDREN'S HEALTH CENTERS			1	100%	1
HAYS CLINICAL LAB			1	100%	1
PALMETTO LANDING			1	100%	1
DIXIE REGIONAL MEDICAL CENTER			1	100%	1
Peninsula Nursing and Rehabilitation Center		1			1
MIDWAY SPECIALTY CARE CENTER INC		1			1
ADVANCED INDIVIDUALIZED MEDICINE OF NAPLES			1	100%	1
Orange City Nursing and Rehab Center			1	100%	1
CRUSADER COMMUNITY HEALTH			1	100%	1
CVS SC4286POCT EASLEY		1			1
LEGACY AT HIGHWOODS PRESERVE		1			1
Kroger 368 - The Little Clinic Frankfort West		1			1
Victory Health and Rehabilitation			1	100%	1
Juniper Village at Bucks County		1			1
IRA FIALKO DO			1	100%	1
FAYETTE MEDICAL CENTER LAB		1			1
OCALA REGIONAL DIALYSIS- NORTH			1	100%	1
GREATER MIAMI DIALYSIS			1	100%	1
Ramsey Village		1			1
QUALITY CLINICAL LAB LLC			1	100%	1
CAREWELL URGENT CARE FITCHBURG			1	100%	1
NEW RIVER HEALTH DISTRICT			1	100%	1
PRIORITY CARE LLC			1	100%	1
PREMIER FAMILY AND SPORTS MEDICINE LLC			1	100%	1
TMH CANCER CENTER LABORATORY			1	100%	1
Holly Hill Healthcare Center			1	100%	1
EAST FL CORE LAB			1	100%	1
Remarkable Healthcare Dallas			1	100%	1
GARDENS AT MAPLEWOOD			1	100%	1
LANGLEY DIALYSIS			1	100%	1
Courtenay Springs Village			1	100%	1
PELICAN STATE OUTPATIENT CENTER			1	100%	1
NORTH RIVER FAMILY HEALTH CENTER			1	100%	1
Manor Care Health Services- Wilmington			1	100%	1
LRGHEALTHCARE		1			1
JOSHUA E CHESIR MD		1			1
CURA LABORATORY SERVICES			1	100%	1
ROYAL OAK MEDICAL CENTER LLC DBA CHARACTER FAMILY			1	100%	1
HEALTH CARE SERVICES LC			1	100%	1
ADAMS COUNTY HEALTH DEPARTMENT			1	100%	1
CENTRAL FLORIDA INTERNAL OCCUPATIONAL AND		1			1
CVS TX10016POCT PRINCETON		1			1
Summit Medical Group Morristown Oncology		1			1
Good Samaritan Society - Albion		1			1
SOUTHWOOD NURSING & RETIREMENT CENTER		1			1
MEDEXPRESS URGENT CARE - TOPEKA, SW WANAMAKER RD		1			1

COVID-19: testing by laboratory

Data through Feb 11, 2021 verified as of Feb 12, 2021 at 09:25 AM

Data in this report are provisional and subject to change.

The numbers in the table below represent the number of Florida and non-Florida residents for whom test results were received by the Department of Health. A person can be tested by more than one laboratory and can have both positive and negative results. **Therefore, the sum of the numbers in each column will be larger than the total number of people tested.**

Reporting lab	Inconclusive	Negative	Positive	Percent positive	Total
PEACE HEALTH FAMILY MEDICINE AT 87TH AVE		1			1
Kroger 395 - The Little Clinic Blanchester		1			1
BNJ		1			1
MEDEXPRESS URGENT CARE - DERBY N ROCK		1			1
LAKE PEDIATRICS			1	100%	1
FIRST PHYSICIANS GROUP - LORRAINE CORNERS		1			1
St. Josephs Hospital			1	100%	1
BEAUMONT URGENT CARE		1			1
Mountain View Manor			1	100%	1
YOUTH HEALTH CENTER OF HUNTINGTON		1			1
PUBLIX PHARMACY # 1236			1	100%	1
1ST CHOICE URGENT CARE CENTER LLC			1	100%	1
RIVERSIDE COUNTY PUBLIC HEALTH LABORATORY			1	100%	1
HEARTLAND REGIONAL MEDICAL CENTER		1			1
HOME AIDE SVC OF EASTERN NY INC D/B/A		1			1
HOLY CITY MED URGENT CARE			1	100%	1
EXCEL URGENT CARE OF NJ			1	100%	1
PACE UNIVERSITY HEALTH CARE		1			1
CARE CONNECTIONS AT HOME LLC			1	100%	1
MIDDLETON PEDIATRICS			1	100%	1
BAPTIST ASI			1	100%	1
ST. LUKE'S HOSPITAL			1	100%	1
ADVENTHEALTH IMAGING LAKE NONA			1	100%	1
HERNANDO COUNTY HEALTH DEPT			1	100%	1
PEDIATRIC PARTNERS OF ZEPHYRHILLS PA			1	100%	1
LABORATORIO MEDICO CENTRAL CONDOMINO MD			1	100%	1
CVS M05727POCT PLATTE CITY		1			1
BAPTIST HEALTH SURGERY CENTER			1	100%	1
RAPID MEDLAB (004MO)		1			1
MINNESOTA DEPARTMENT OF HEALTH LABORATORY			1	100%	1
WW Chem Auto SS			1	100%	1
CARINGPLUS HOMECARE LLC			1	100%	1
Dulles Health and Rehab Center		1			1
ARTESIAN HOME		1			1
STEWART MEDICAL GROUP INC			1	100%	1
UNIVERSITY URGENT CARE			1	100%	1
CVS IL8750POCT CHICAGO		1			1
CVS IL8753POCT CHICAGO		1			1
BAPTIST HOSPITAL EAST			1	100%	1
CARENOW URGENT CARE - SPRING			1	100%	1
BOLLES SCHOOL, THE			1	100%	1
IZ MEDICAL		1			1
MIAMI CEREBRAL PALSY RESIDENTIAL			1	100%	1
UW MEDICINE CHU LAB			1	100%	1
QUICKCARE HEALTH, INC			1	100%	1
DIVERSE MEDICAL CARE LLC			1	100%	1

COVID-19: testing by laboratory

Data through Feb 11, 2021 verified as of Feb 12, 2021 at 09:25 AM

Data in this report are provisional and subject to change.

The numbers in the table below represent the number of Florida and non-Florida residents for whom test results were received by the Department of Health. A person can be tested by more than one laboratory and can have both positive and negative results. **Therefore, the sum of the numbers in each column will be larger than the total number of people tested.**

Reporting lab	Inconclusive	Negative	Positive	Percent positive	Total
Brookdale Southside			1	100%	1
DEVLIN MANOR NURSING AND REHABILITATION		1			1
MEDEXPRESS URGENT CARE - BENTON		1			1
BROOKDALE FORT MYERS LAKES PARK			1	100%	1
TERRELL URGENT CARE			1	100%	1
LABTEST LLC LABTEST DIAGNOSTICS			1	100%	1
CATSKILL REGIONAL MEDICAL CENTER		1			1
Kroger 49 - The Little Clinic Wichita - 21st St.			1	100%	1
SOUTHERN WINDS			1	100%	1
LINIL VISITING NURSES, INC		1			1
Longwood Community Living Center		1			1
CARE STATION MEDICAL GROUP		1			1
CHILTON MEDICAL CENTER		1			1
VA ST LOUIS HEALTH CARE SYSTEM			1	100%	1
SUNCOAST RESEARCH GROUP LLC			1	100%	1
ANDERSON REGIONAL MEDICAL CENTER			1	100%	1
SIPERSTEIN DERMATOLOGY LLC			1	100%	1
Lemont Nursing and Rehab Center			1	100%	1
JACKSBORO URGENT CARE			1	100%	1
NFRC CLINICAL LAB			1	100%	1
CVS MD1515POCT LEONARDTOWN		1			1
UPSON REGIONAL MEDICAL CENTER			1	100%	1
WAKULLA URGENT CARE & DIAGNOSTIC			1	100%	1
INNOVATIVE GENOMICS, LLC			1	100%	1
YOUR HEALTH PEDIATRICS			1	100%	1
CVS TX3292POCT WYLIE		1			1
MARTIN LUTHER KING RENAL INSTITUTE			1	100%	1
DILELLA			1	100%	1
CVS OH3458POCT BEAVERCREEK		1			1
CORPUS CHRISTI MEDICAL CENTER			1	100%	1
MOSOLF PEDIATRICS PA			1	100%	1
UT HEALTH RGV CLINICAL LABORATORY			1	100%	1
UNIVERSITY OF BALTIMORE WASHINGTON MEDICAL CENTER			1	100%	1
MARYLAND DEPARTMENT OF HEALTH AND MENTAL HYGIENE			1	100%	1
LAKE REGIONAL HEALTH			1	100%	1
GEORGETOWN URGENT CARE			1	100%	1
The Carrington		1			1
LAB PLUS, LLC AT ASCENSION SAINT THOMA		1			1
MOORE CLINICAL RESEARCH INC			1	100%	1
SOUTHWOOD HEALTHCARE CENTER		1			1
INSTANT MEDICAL CARE CENTER			1	100%	1
PARK LANE NURSING HOME		1			1
CVS NC2771POCT CLAYTON			1	100%	1
MINUTECLINIC DIAGNOSTIC OF OHIO #5060		1			1
Kroger 481 - The Little Clinic Houston Levee		1			1
The Palms Nursing and Rehabilitation		1			1

COVID-19: testing by laboratory

Data through Feb 11, 2021 verified as of Feb 12, 2021 at 09:25 AM

Data in this report are provisional and subject to change.

The numbers in the table below represent the number of Florida and non-Florida residents for whom test results were received by the Department of Health. A person can be tested by more than one laboratory and can have both positive and negative results. **Therefore, the sum of the numbers in each column will be larger than the total number of people tested.**

Reporting lab	Inconclusive	Negative	Positive	Percent positive	Total
Waddell Nursing & Rehab Center		1			1
MODERN URGENT CARE			1	100%	1
CVS CA9803POCT RIVERSIDE		1			1
SELF REGIONAL HEALTHCARE			1	100%	1
SUNCOAST COMMUNITY HEALTH CENTERS INC		1			1
COMMONWEALTH OF VIRGINIA DIVISION OF CONSOLIDATED LABORATORY SERVICES			1	100%	1
NORTH FLORIDA CHILD DEVELOPMENT, INC			1	100%	1
DW MCMILLAN MEMORIAL HOSPITAL LABORATORY			1	100%	1
CVS AZ5892POCT LAWEEN		1			1
Kroger 523 - The Little Clinic Dickson			1	100%	1
UPMC NORTHWEST HOSPITAL			1	100%	1
FRASER MEMORIAL HOSPITAL			1	100%	1
UF HEALTH THE VILLAGES			1	100%	1
MOSAIC MEDICAL CENTER MARYVILLE			1	100%	1
AFTER HOURS CLINIC			1	100%	1
SKIN WELLNESS PHYSICIANS LLC		1			1
CVS NE2741POCT LA VISTA		1			1
PAUL C SCHWARTZ & MELVIN L WEIDMAN		1			1
MEDIPLUS CLINIC, INC			1	100%	1
CURELOGICS WOUND CARE & HYPERBARIC CENTER		1			1
MOUNT SINAI MEDICAL CENTER AVENTURA ER			1	100%	1
ALBANY MEDICAL CENTER			1	100%	1
MEDEXPRESS URGENT CARE - DANVILLE		1			1
RENOWN REGIONAL MEDICAL CENTER			1	100%	1
SUPREME LABORATORY			1	100%	1
CVS NC7057POCT SHELBY		1			1
Chestnut Ridge Nursing & Rehab		1			1
MED & CO INVESTMENT LLC		1			1
Sherwood Oaks Health Center			1	100%	1
SANTA BARABARA ALF LLC (THE WINDSOR)			1	100%	1
FLORIDA HOSPITAL LAB			1	100%	1
Florida Baptist Retirement Center		1			1
CONSULATE HEALTH CARE OF VERO BEACH			1	100%	1
EXAC CARE CROSSVILLE		1			1
ALLIED PEDIATRICS & FAMILY MEDICINE			1	100%	1
WEILL CORNELL MEDICAL ASSOCIATES - EAST SIDE		1			1
FAMILY MEDICINE AT CELEBRATION		1			1
USC VERDUGO HILLS HOSPITAL			1	100%	1
ALLIED PHYSICIANS GROUP		1			1
POINTE MEDICAL SERVICES INC			1	100%	1
F W HUSTON MEDICAL CENTER SENIOR LIVIN		1			1
NEW YORK UNIVERSITY MEDICAL CENTER			1	100%	1
UNIVERSITY OF VERMONT MEDICAL CENTER			1	100%	1
WEST COCOA PHARMACY			1	100%	1
Walgreens #9278		1			1
VELOCITY URGENT CARE - LITTLE CREEK			1	100%	1

COVID-19: testing by laboratory

Data through Feb 11, 2021 verified as of Feb 12, 2021 at 09:25 AM

Data in this report are provisional and subject to change.

The numbers in the table below represent the number of Florida and non-Florida residents for whom test results were received by the Department of Health. A person can be tested by more than one laboratory and can have both positive and negative results. **Therefore, the sum of the numbers in each column will be larger than the total number of people tested.**

Reporting lab	Inconclusive	Negative	Positive	Percent positive	Total
HABANA HEALTH CARE CENTER			1	100%	1
SHELBYVILLE HOSPITAL COMPANY		1			1
ASSOCIATES MD MEDICAL GROUP INC			1	100%	1
TARRANT MEDICAL ASSOCIATES			1	100%	1
MT SINA1 HOSPICE			1	100%	1
DEL PRADO MEDICAL CENTER, INC		1			1
PREMIER PEDIATRICS			1	100%	1
SUNCOAST BEHAVIORAL HEALTH CENTER			1	100%	1
PEDIATRIC ASSOCIATES PA			1	100%	1
BAYMEADOWS PEDIATRIC CARE		1			1
WOOD COUNTY HEALTH DEPARTMENT			1	100%	1
Salem Hills Rehabilitation and Nursing Center		1			1
CENTRAL CAROLINA HOSPITAL			1	100%	1
WESTCOAST FAMILY PRACTICE		1			1
2504-HOMEWOOD		1			1
NORTH FL SOUTH GA HCS-LAKE CITY			1	100%	1
MEDERI CARETENDERS VS OF SE FL LLC DBA			1	100%	1
SPINE & PAIN CONSULTANT PLLC		1			1
HENRY FORD HOSPITAL			1	100%	1
CVS SC2250POCT COLUMBIA		1			1
BL DIAGNOSTICS LLC			1	100%	1
MEDCOR, INC			1	100%	1
PARK AVENUE PEDIATRICS PC		1			1
JP MORGAN CHASE HEALTH SERVICES			1	100%	1
CHIEFLAND MEDICAL CENTER			1	100%	1
ATMORE COMMUNITY HOSPITAL			1	100%	1
Signature Healthcare of Georgetown		1			1
FLORIDA DIGESTIVE AND LIVER SPECIALISTS			1	100%	1
AAA MEDICAL TESTING			1	100%	1
PEDIATRIC ASSOCIATES - DORAL			1	100%	1
UNIVERSITY OF SOUTH FLORIDA			1	100%	1
SISTERS MISSION			1	100%	1
PUBLIX PHARMACY #0332		1			1
SYNERGY DIALYSIS INC			1	100%	1
CHILDREN'S NATIONAL MEDICAL CENTER			1	100%	1
NEW SMYRNA BEACH AMBULATORY CARE CTR			1	100%	1
MEDEXPRESS URGENT CARE-MEADVILLE			1	100%	1
SPRINGBROOK HOSPITAL			1	100%	1
UHEALTH CARDIOLOGY			1	100%	1
Lynwood		1			1
Community Compassion Center of Batesville			1	100%	1
Falmouth By The Sea			1	100%	1
Crowne Place Assisted Living		1			1
Heartland of Perrysburg		1			1
SANFORD LABORATORIES WATERTOWN			1	100%	1
MAYO CLINICAL LABORATORIES		1			1

COVID-19: testing by laboratory

Data through Feb 11, 2021 verified as of Feb 12, 2021 at 09:25 AM

Data in this report are provisional and subject to change.

The numbers in the table below represent the number of Florida and non-Florida residents for whom test results were received by the Department of Health. A person can be tested by more than one laboratory and can have both positive and negative results. **Therefore, the sum of the numbers in each column will be larger than the total number of people tested.**

Reporting lab	Inconclusive	Negative	Positive	Percent positive	Total
Kroger 419 - The Little Clinic Farmington/Exeter		1			1
COLLIER BLVD HMA PHYSICIANS MANAGEMENT LLC			1	100%	1
CARBON HEALTH			1	100%	1
441 URGENT CARE CENTER - BROWNWOOD			1	100%	1
BROOKSHIRE, THE			1	100%	1
ENCOMPASS HEALTH REHABILITATION			1	100%	1
AURORA HEALTH CARE METRO INC			1	100%	1
NATION'S BEST CARE HOME HEALTH			1	100%	1
MISSOURI DEPT. OF HEALTH			1	100%	1
ELKHART GENERAL HOSPITAL			1	100%	1
IVY CREEK HEALTHCARE & WELLNESS CENTRE			1	100%	1
DOUGLASVILLE NURSING AND REHABILITATIO		1			1
MEMORIALCARE LONG BEACH MEDICAL CENTER			1	100%	1
DOCTORS CARE - GREER		1			1
ABINGTON MEMORIAL HOSPITAL			1	100%	1
FORT LOUDOUN PRIMARY CARE		1			1
MAURY REGIONAL MEDICAL CENTER		1			1
FAMILY MEDICAL CENTRE			1	100%	1
UT HEALTH RIO GRANDE VALLEY PRIMARY CARE AT			1	100%	1
DAYTONA BEACH DIALYSIS			1	100%	1
SWIFTCARE URGENT CARE, PLLC			1	100%	1
ST GERARD'S COMMUNITY OF CARE		1			1
CVS AZ10529POCT SCOTTSDALE		1			1
INFECTION CONTROL DEPT			1	100%	1
CVS NE8616POCT LINCOLN		1			1
SANTA CLARA VALLEY MEDICAL CENTER			1	100%	1
MEDEXPRESS-DOVER		1			1
HEALTHCARE FOR THE HOMELESS			1	100%	1
CVS TX7827POCT ROUND ROCK		1			1
Oakland Nursing and Rehabilitation Center		1			1
GUTHRIE CORNING HOSPITAL LABORATORY		1			1
Jacaranda Manor			1	100%	1
DAVENPORT PEDIATRICS CLERMONT PA		1			1
TITUSVILLE TOWERS ASSISTED LIVING		1			1
MDS PHARMA SERVICES		1			1
KNAPP MEDICAL GROUP			1	100%	1
Douglas County Health Center		1			1
Belvoir Woods Health Care Center at The Fairfax		1			1
Valley Center (WV)			1	100%	1
PRIMARY CARE & PEDIATRICS - SHEPHERSTOWN		1			1
SAINT ALPHONSUS REGIONAL MEDICAL CENTER			1	100%	1
MCH PHYSICIANS GROUP			1	100%	1
FLAGLER PROFESSIONAL HEALTH CARE SERVICES INC		1			1
RIVERSIDE MEDICAL CENTER		1			1
GRAND VIEW HOSPITAL			1	100%	1
WALGREENS #01398			1	100%	1

COVID-19: testing by laboratory

Data through Feb 11, 2021 verified as of Feb 12, 2021 at 09:25 AM

Data in this report are provisional and subject to change.

The numbers in the table below represent the number of Florida and non-Florida residents for whom test results were received by the Department of Health. A person can be tested by more than one laboratory and can have both positive and negative results. **Therefore, the sum of the numbers in each column will be larger than the total number of people tested.**

Reporting lab	Inconclusive	Negative	Positive	Percent positive	Total
CLEMENT MANOR HEALTH CENTER		1			1
STEWART FLORIDA ALF, INC			1	100%	1
MAHONEY PEDIATRICS PA			1	100%	1
A G RHODES HOME AT WESLEY WOODS		1			1
CUSTOM SCRIPTS PHARMACY		1			1
VA COMMUNITY BASED CLINIC - LAKE CITY			1	100%	1
PRIMARY AND URGENT CARE			1	100%	1
CSL PLASMA LAB			1	100%	1
CVS TX4397POCT CYPRESS		1			1
WYOMING COUNTY DEPARTMENT OF HEALTH		1			1
EMERSON HOSPITAL LABORATORY			1	100%	1
LAKE MARY OPTUM FLORIDA			1	100%	1
Heritage Health of Peru			1	100%	1
CVS NE8626POCT LINCOLN		1			1
GIFFORD MEMORIAL HOSPITAL		1			1
TAYLOR COUNTY HEALTH DEPARTMENT			1	100%	1
HARDIN MEMORIAL HOSPITAL - HEARTLAND PATHOLOGY CONSULTANTS			1	100%	1
Kroger 970 - The Little Clinic Westfield			1	100%	1
PRIMEX CLINICAL LABORATORIES INC			1	100%	1
VILLAGES HEALTH SYSTEM, LLC, THE			1	100%	1
The Evangelical Lutheran Good Samaritan Society Prescott Village		1			1
UHEALTH CORAL SPRINGS			1	100%	1
OCEANVIEW NURSING AND REHABILITATION CENTER			1	100%	1
HEALTH PARTNERS REGIONAL HOSPITAL			1	100%	1
DORAL KIDNEY CENTER			1	100%	1
DIAGNOSTIC GROUP INTEGRATED HEALTHCARE			1	100%	1
MCLEOD MEMORIAL HOSPITAL CLARENDON			1	100%	1
CENTRAL FLORIDA ADULT MEDICINE		1			1
TLC MEDICAL			1	100%	1
ADVENTHEALTH MEDICAL GROUP SENIOR HEALTH AT			1	100%	1
CARESOUTH HHA HOLDINGS OF THE TREASURE COAST LLC			1	100%	1
MAYO CLINIC OUTPATIENT DIALYSIS CENTER			1	100%	1
OAK HAVEN REHAB AND NURSING CENTER			1	100%	1
INTERMOUNTAIN HEALTHCARE LABORATORY SERVICES			1	100%	1
CYPRESS VILLAGE REHAB CENTER		1			1
CAMBRIDGE HEALTH ALLIANCE			1	100%	1
PARRISH MEDICAL GROUP			1	100%	1
WVU MEDICINE AT SUNCREST TOWNE CENTRE			1	100%	1
SUMMIT COUNTY PUBLIC HEALTH DEPARTMENT			1	100%	1
Terrace Glen Village		1			1
REEVES COUNTY HOSPITAL DISTRICT			1	100%	1
Kroger 518 - The Little Clinic Hermitage		1			1
ASCARATE DIALYSIS			1	100%	1
UMASS MEMORIAL MEDICAL CENTER, INC		1			1
Avera Sr. James Care Center		1			1
Kroger 97 - The Little Clinic Hutchinson		1			1

COVID-19: testing by laboratory

Data through Feb 11, 2021 verified as of Feb 12, 2021 at 09:25 AM

Data in this report are provisional and subject to change.

The numbers in the table below represent the number of Florida and non-Florida residents for whom test results were received by the Department of Health. A person can be tested by more than one laboratory and can have both positive and negative results. **Therefore, the sum of the numbers in each column will be larger than the total number of people tested.**

Reporting lab	Inconclusive	Negative	Positive	Percent positive	Total
PLANT CITY FAMILY CARE		1			1
C V S / PHARMACY #4396		1			1
BETHESDA ON TURKEY CREEK			1	100%	1
URGENTMED PLANTATION			1	100%	1
HOUSTON DEPARTMENT OF HEALTH AND HUMAN SERVICES			1	100%	1
AUGUSTA HEALTH CLINICAL LABORATORY			1	100%	1
AUTUMN CARE OF STATESVILLE, LLC		1			1
MERITER LABORATORIES			1	100%	1
BAPTIST HOSPITAL LABORATORY			1	100%	1
MISSION HOSPITAL			1	100%	1
WEST COAST CLINICAL LABS INC			1	100%	1
MEDICAL CENTER			1	100%	1
SOUTHEAST MISSOURI HOSPITAL		1			1
NEMOURS CHILDREN'S PRIMARY CARE			1	100%	1
MOUNT SINAI COMPREHENSIVE CANCER CENTER			1	100%	1
MED-LAKE LABORATORY, LLC			1	100%	1
LOWER KEYS COMMUNITY HEALTH CENTER			1	100%	1
BSA PHYSICIANS GROUP, INC D/B/A BSA FAMILY MEDICAL			1	100%	1
FLORIDA HEART AND VASCULAR MULTISPECIALTY GROUP PA			1	100%	1
Kingston Care Center of Fort Wayne		1			1
ORANGE PEDIATRICS PA			1	100%	1
EXPRESS WALK IN MEDICAL CENTER			1	100%	1
Kroger 101 - The Little Clinic Hill Top		1			1
SYCAMORE MEDICAL CENTER-KETTERING HEALTH NETWORK			1	100%	1
BLANCHARD VALLEY HOSPITAL LABORATORY			1	100%	1
FLORIDA MEDICAL CLINIC, LLC			1	100%	1
BOCA CIEGA CENTER			1	100%	1
CENTRAL JERSEY URGENT CARE OF GREEN BR		1			1
BRONSON METHODIST HOSPITAL			1	100%	1
LAKELAND MEDICAL CENTER			1	100%	1
MINUTECLINIC, LLC #4507		1			1
URGENT CARE OF FORT LAUDERDALE INC			1	100%	1
GUIDEWELL EMERGENCY MEDICINE DOCTORS LLC #33			1	100%	1
ALIMETRIX INC		1			1
Alden Lincoln Park			1	100%	1
ST JOHN'S MEDICAL CENTER, TETON VILLAGE			1	100%	1
DIGNITY HEALING LLC			1	100%	1
CVS OH2518POCT COLUMBUS		1			1
SOUTHERN FAMILY HEALTH			1	100%	1
THE CHILDREN'S HOSPITAL OF PHILADELPHIA		1			1
BLUFFTON HEALTH CENTER			1	100%	1
SOMA MEDICAL CENTER PA #2 OAKLAND			1	100%	1
HEALTH AND WELLNESS URGENT CARE LLC			1	100%	1
Village Crest Center for Health & Rehabilitation		1			1
WELLCARE URGENT CARE			1	100%	1
Troy Center for Rehabilitation & Nursing		1			1

COVID-19: testing by laboratory

Data through Feb 11, 2021 verified as of Feb 12, 2021 at 09:25 AM

Data in this report are provisional and subject to change.

The numbers in the table below represent the number of Florida and non-Florida residents for whom test results were received by the Department of Health. A person can be tested by more than one laboratory and can have both positive and negative results. **Therefore, the sum of the numbers in each column will be larger than the total number of people tested.**

Reporting lab	Inconclusive	Negative	Positive	Percent positive	Total
Kroger 894 - The Little Clinic NEC		1			1
BAPTIST EMERGENCY HOSPITAL - KELLY			1	100%	1
PM PEDIATRICS OF BAYSIDE, PLLC - RIVE		1			1
NEW HORIZON PRIMARY CARE LLC			1	100%	1
GATEWAY FAMILY HEALTH CLINIC			1	100%	1
SACRED HEART MEDICAL CENTER			1	100%	1
GATEWAY LABORATORIES		1			1
Parkview Care Center			1	100%	1
TRUCARE LIVING CENTERS - SELMA			1	100%	1
WAYNE COUNTY PUBLIC HEALTH		1			1
METRO HEALTH HOSPITAL LABORATORY		1			1
COVE AT THE MARBELLA,THE			1	100%	1
WALGREENS #06025		1			1
WALGREENS #10308		1			1
SHARON REGIONAL MEDICAL CENTER			1	100%	1
THE MEDICAL CENTER AT BOWLING GREEN			1	100%	1
NEMOURS CHILDRENS PRIMARY CARE CLERMONT			1	100%	1
REGIONAL MED CTR BAYONET POINT			1	100%	1
VERITAS GENETICS, INC.			1	100%	1
MARTIN ARMY COMMUNITY HOSPITAL			1	100%	1
Kroger 717 - The Little Clinic Dolphin Drive			1	100%	1
WALKIN MEDICAL URGENT CARE,NEW CITY			1	100%	1
UNIVERSITY OF IOWA HOSPITALS & CLINICS			1	100%	1
BOULDER COMMUNITY HOSPITAL			1	100%	1
Kroger 596 - The Little Clinic Brentwood		1			1
The Pines at Poughkeepsie Center for Nursing and Rehabilitation		1			1
BAYCARE OUTREACH LAB AT NEW TAMPA			1	100%	1
RICHMOND MEDICAL CENTER FOR WOMEN		1			1
JMJ FAMILY PRACTICE			1	100%	1
CVS GA2108POCT NORCROSS		1			1
CVS / PHARMACY #10794			1	100%	1
DIXITKUMAR N MODI MD PA			1	100%	1
CAH ACQUISITION COMPANY 11 LLC			1	100%	1
MEDPOST - NORTH DALLAS			1	100%	1
Tremont Health & Rehabilitation Center		1			1
NORTH SHORE HEMATOLOGY-ONCOLOGY ASSOCI		1			1
ROAN MOUNTAIN MEDICAL CENTER			1	100%	1
ADVENT HEALTH - OWASA			1	100%	1
LAB PLUS, LLC			1	100%	1
PANCARE HEALTH - CARR ELEM & MIDDLE SCHOOL			1	100%	1
FLORIDA DEPARTMENT OF HEALTH PALM BEACH COUNTY			1	100%	1
MEDTOWN PHARMACY			1	100%	1
NASSAU COUNTY HEALTH DEPARTMENT-FERNANDINA BEACH C		1			1
DEVANSH LAB WERKS		1			1
INNOVATIVE CARE II LLC			1	100%	1
ST JOHNS EPISCOPAL HOSPITAL SOUTH SHORE		1			1

COVID-19: testing by laboratory

Data through Feb 11, 2021 verified as of Feb 12, 2021 at 09:25 AM

Data in this report are provisional and subject to change.

The numbers in the table below represent the number of Florida and non-Florida residents for whom test results were received by the Department of Health. A person can be tested by more than one laboratory and can have both positive and negative results. **Therefore, the sum of the numbers in each column will be larger than the total number of people tested.**

Reporting lab	Inconclusive	Negative	Positive	Percent positive	Total
CARESPOT - OCOEE			1	100%	1
INDIANA STATE DEPARTMENT OF HEALTH CLINIC MICROBIOLOGY		1			1
C A R E S		1			1
REELFOOT FAMILY WALK-IN CLINIC		1			1
Kroger 699 - The Little Clinic Smyrna		1			1
STAMFORD HOSPITAL			1	100%	1
UNIVERSITY PLACE NURSING CENTER		1			1
MINUTECLINIC DIAG OF IND, LLC #6250		1			1
PHOEBE PRIMARY CARE CAMILLA			1	100%	1
FLORIDA KEYS PED AND ADOLES CTR			1	100%	1
TREASURE COAST MEDICAL CONCIERGE LLC			1	100%	1
MEDSTAR HEALTH URGENT CARE			1	100%	1
NORTHSIDE FAMILY MEDICINE AND URGENT CARE (HOLLY SPRINGS)		1			1
SOUTHWESTERN STATE HOSPITAL LABORATORY			1	100%	1
CTMD MEDICAL CENTER, PA			1	100%	1
SIMPLY HEALTHCARE AND WELLNESS CLINIC, PC			1	100%	1
GENESEE COUNTY HEALTH DEPARTMENT		1			1
ATLANTIC DIAGNOSTICS			1	100%	1
BIOMERIEUX			1	100%	1
CVS CT288POCT BRISTOL		1			1
NEW MILFORD HOSPITAL			1	100%	1
NEW YORK PRESBYTERIAN HOSPITAL			1	100%	1
MINUTECLINIC # 21110			1	100%	1
WASHINGTONVILLE PHARMACY INC		1			1
SIGNATURE CARE COLLEGE STATION			1	100%	1
CVS PA1296POCT DREXEL HILL		1			1
DEPT OF VA MEDICAL CENTER - MIAMI			1	100%	1
PINEBROOK CARE AND REHABILITATION CENTER			1	100%	1
TITUSVILLE CENTER FOR SURGICAL EXCELLENCE LLC		1			1
AVERA ST. MARY'S HOSPITAL			1	100%	1
MED BAR LLC		1			1
FAIRVIEW HOSPITAL			1	100%	1
AURORA MEDICAL CENTER-KENOSHA			1	100%	1
SOUTHERN HILLS MEDICAL CENTER			1	100%	1
PALOMAR MEDICAL CENTER			1	100%	1
CVS IN6608POCT NEW PALESTINE			1	100%	1
ANY LAB TEST FAST CORP			1	100%	1
PORTSMOUTH REG. HOSPITAL			1	100%	1
CVS IN6559POCT AVON		1			1
Monument Health Custer Care Center		1			1
CVS SC5479POCT INDIAN LAND		1			1
GOOD SAMARITAN SOCIETY - DE SMET		1			1
Smg/North Jersey Hematology & Oncology		1			1
CVS NV5286POCT HENDERSON		1			1
BIOMAT ORLANDO		1			1
RML PHARMACY PC		1			1

COVID-19: testing by laboratory

Data through Feb 11, 2021 verified as of Feb 12, 2021 at 09:25 AM

Data in this report are provisional and subject to change.

The numbers in the table below represent the number of Florida and non-Florida residents for whom test results were received by the Department of Health. A person can be tested by more than one laboratory and can have both positive and negative results. **Therefore, the sum of the numbers in each column will be larger than the total number of people tested.**

Reporting lab	Inconclusive	Negative	Positive	Percent positive	Total
HPH HOME CARE			1	100%	1
CHRISTIANA HOSPITAL		1			1
ACCESS MEDICAL GROUP OF TAMPA INC			1	100%	1
COVENANT HEALTH		1			1
STATE OF CALIFORNIA DOH SERVICES			1	100%	1
SOUTH TEXAS HEALTH SYSTEM ER - WARE ROAD			1	100%	1
PALM BEACH COUNTY SHERIFF OFFICE			1	100%	1
MEDCOR INC			1	100%	1
WELLMED AT BRANDON REGIONAL		1			1
Senatobia Healthcare & Rehab		1			1
LAREDO EMERGENCY ROOM			1	100%	1
EUGENE T FINAN, MD			1	100%	1
CARDIOLOGY AND FITNESS MEDICINE		1			1
HAMILTON CI MAIN UNIT ANNEX/ WORK CAMP			1	100%	1
DEERFIELD BEACH REHABILITATION AND NURSING			1	100%	1
CHAMBREL AT PINECASTLE			1	100%	1
CARENOW LAKE WORTH			1	100%	1
UUHC - REDSTONE HEALTH CENTER LABORATORY			1	100%	1
LAKE SUCCESS EXTENDED CARE		1			1
ORMC-ARDEN/EOI			1	100%	1
LEE MEMORIAL HOSPITAL OUTPATIENT SURGERY CENTER			1	100%	1
DELAWARE DEPARTMENT OF HEATH			1	100%	1
SV MOBILE HEALTH			1	100%	1
NEW ERA HEALTH CENTER INC		1			1
JFK INTERNAL MEDICINE FACULTY PRACTICE			1	100%	1
ELLIS HOSPITAL URGENT CARE CENTER LAB		1			1
SOUTHEASTERN INTEGRATED MEDICAL PL			1	100%	1
Kroger 532 - The Little Clinic Murfreesboro		1			1
MERITUS MEDICAL CENTER			1	100%	1
PARTNERS IN PRIMARY CARE		1			1
FREDERICK AVENUE GROUP HOME		1			1
Vibralfie of El Paso Rehabilitation Center			1	100%	1
MISSOURI DEPARTMENT OF HEALTH AND SENIOR SERVICES - STATE PH LAB		1			1
SOWAL HEALTH & DRUG			1	100%	1
INTERNAL MEDICINE EMILIA MURRAY MD PA		1			1
XSTREMEMD			1	100%	1
CVS RI326POCT NORTH SMITHFIELD		1			1
LITTLE COMPANY OF MARY HOSPITAL			1	100%	1
CITRUS HEALTH NETWORK INC			1	100%	1
PRACTITIONERS IN MOTION			1	100%	1
BRIAN C GRINER MD LLC			1	100%	1
EILEEN TURBESSI MD PA		1			1
FLAGLER COUNTY BOARD OF COUNTY COMMISSIONERS			1	100%	1
Advanced Rehabilitation of Vernon		1			1
BROADWAY HEALTH FLORIDA MEDICAL CLINIC URGENT CARE			1	100%	1
FHPG SURGICAL ASSOCIATES OF EAST PASCO			1	100%	1

COVID-19: testing by laboratory

Data through Feb 11, 2021 verified as of Feb 12, 2021 at 09:25 AM

Data in this report are provisional and subject to change.

The numbers in the table below represent the number of Florida and non-Florida residents for whom test results were received by the Department of Health. A person can be tested by more than one laboratory and can have both positive and negative results. **Therefore, the sum of the numbers in each column will be larger than the total number of people tested.**

Reporting lab	Inconclusive	Negative	Positive	Percent positive	Total
CLARKSVILLE HEALTH SYSTEM			1	100%	1
HALIFAX HEALTH PRIMARY CARE ORMOND			1	100%	1
PRIMARY CARE GROUP LLC		1			1
KENNEDY BOULEVARD DIALYSIS			1	100%	1
IM&P WELLNES CENTER			1	100%	1
Gulf Coast health and Rehabilitation, LLC		1			1
Sevierville Health and Rehabilitation		1			1
CIMA MEDICAL CENTER			1	100%	1
NICKLAUS CHILDREN'S DORAL OUTPATIENT CENTER			1	100%	1
CVS OH2486POCT NILES			1	100%	1
INTEGRATED GENETICS SEQUENOM		1			1
ADVENTHEALTH MEDICAL GROUP PEDIATRICS DIABETES &			1	100%	1
TWIN			1	100%	1
JUPITER PEDIATRIC ASSOCIATES, PA			1	100%	1
GREYSTONE HOME HEALTH OF GREATER ORLANDO LLC		1			1
TRIPLE O MEDICAL SERVICES INC			1	100%	1
BARRINGTON TERRACE NAPLES			1	100%	1
SAINT PETE MRI			1	100%	1
CLINICAL TRIALS OF TAMPA LLC		1			1
SUSAN F. WILLIAMS M.D., P.A.			1	100%	1
MOBILE INFIRMARY MEDICAL CENTER			1	100%	1
DAUGHTERS OF SARAH NURSING CENTER		1			1
Kroger - KR070600172		1			1
MIAMI-DADE COUNTY HEALTH DEPT.		1			1
Kroger - KR070300083			1	100%	1
RESIDENCES AT MIAMI / REIGN GARDENS LLC, THE			1	100%	1
BAXTER REGIONAL MEDICAL CENTER			1	100%	1
WELLMED AT LINEBAUGH AVE			1	100%	1
TRAVIS LEE THOMPSON MD			1	100%	1
Kroger 407 - The Little Clinic Lexington		1			1
DOCTORS CARE - AIKEN MALL			1	100%	1
GREATER TAMPA AT HOME			1	100%	1
Cornerstone at the Ranch		1			1
BROOKDALE AVONDALE (BU 04360)			1	100%	1
CALIFORNIA PUBLIC HEALTH LABORATORY			1	100%	1
PARK AVENUE DERMATOLOGY NORTH			1	100%	1
CORMEUM LAB SERVICES, LLC			1	100%	1
COMMUNITY MEDICAL CARE			1	100%	1
HOWELL BRANCH COURT			1	100%	1
MOUNT ST MARYS HOSPITAL OF NIAGARA FALLS			1	100%	1
MERCY HOME		1			1
Jersey City Medical Center		1			1
RIVERSIDE REGIONAL MED CENTER			1	100%	1
UNIVERSITY OF MARYLAND PATHOLOGY ASSOCIATES			1	100%	1
CONSOLIDATED			1	100%	1
MERCYONE DES MOINES MEDICAL CENTER			1	100%	1

COVID-19: testing by laboratory

Data through Feb 11, 2021 verified as of Feb 12, 2021 at 09:25 AM

Data in this report are provisional and subject to change.

The numbers in the table below represent the number of Florida and non-Florida residents for whom test results were received by the Department of Health. A person can be tested by more than one laboratory and can have both positive and negative results. **Therefore, the sum of the numbers in each column will be larger than the total number of people tested.**

Reporting lab	Inconclusive	Negative	Positive	Percent positive	Total
UNIVERSITY OF NORTH CAROLINA HOSPITALS			1	100%	1
MELBOURNE URGENT CARE			1	100%	1
CVS MINUTE CLINIC #5836		1			1
SCHUYLER HOSPITAL		1			1
Southwest Louisiana Veterans Home			1	100%	1
CHI ST. LUKE'S HEALTH BCM MEDICAL CENTER			1	100%	1
Waycross Health and Rehabilitation		1			1
ARBOR DIAGNOSTICS, INC		1			1
West Bay of Tampa Center			1	100%	1
Kroger 672 - The Little Clinic Bill Kennedy & Glenwood		1			1
WALGREENS #15291		1			1
HARDEE COUNTY FIRE RESCUE		1			1
UNIVERSITY OF TEXAS AT EL PASO, THE			1	100%	1
Seal Rock Healthcare		1			1
SAINT JOSEPH'S HOSPITAL AND MEDICAL CENTER		1			1
BROOKDALE FORT WALTON BEACH			1	100%	1
Walgreens #5914		1			1
FASTMED URGENT CARE			1	100%	1
CLINICAL CARE, INC			1	100%	1
ESOTERIC LAB			1	100%	1
Harbert Hills Academy Nursing Home		1			1
THOMAS HOSPITAL			1	100%	1
ANDREWS INSTITUTE AMBULATORY SURGERY CENTER		1			1
SONORAN DESERT PATHOLOGY			1	100%	1
COLLINS NURSING HOME		1			1
CVS NH1004POCT SALEM			1	100%	1
Allen Health and Rehabilitation		1			1
Caldwell Care		1			1
HALIFAX HEALTH PRIMARY CARE			1	100%	1
ORLANDO HEALTH MEDICAL GROUP			1	100%	1
MINUTE CLINIC DIAGNOSTIC PA			1	100%	1
HOSPICE OF MARION COUNTY INC			1	100%	1
BAYCARE OUTREACH LAB WH SOUTH			1	100%	1
CARENOW MIDTOWN			1	100%	1
ACCURATE HEALTH SERVICES CORP			1	100%	1
CVS CA9715POCT THOUSAND OAKS		1			1
ARLINGTON ADULT RESIDENTIAL FACILITY, INC			1	100%	1
MEMORIAL HERMANN SOUTHWEST HOSPITAL			1	100%	1
MICROBIOLOGY DEPARTMENT			1	100%	1
CVS OH3301POCT WOODMERE		1			1
GULF COUNTY HEALTH DEPARTMENT			1	100%	1
TITUSVILLE REHABILITATION AND NURSING CENTER		1			1
SARHA DOCTORS CENTER			1	100%	1
PENSACOLA PATHOLOGY		1			1
ST LUKES SURGICAL AT THE VILLAGES INC			1	100%	1
ORLANDO HEALTH PHYSICIAN GROUP INC			1	100%	1

COVID-19: testing by laboratory

Data through Feb 11, 2021 verified as of Feb 12, 2021 at 09:25 AM

Data in this report are provisional and subject to change.

The numbers in the table below represent the number of Florida and non-Florida residents for whom test results were received by the Department of Health. A person can be tested by more than one laboratory and can have both positive and negative results. **Therefore, the sum of the numbers in each column will be larger than the total number of people tested.**

Reporting lab	Inconclusive	Negative	Positive	Percent positive	Total
HAWKEYE CARE CENTER DUBUQUE		1			1
VAULT MEDICAL SERVICES			1	100%	1
HERNANDO CHILDREN'S			1	100%	1
PALM COAST DIALYSIS		1			1
MEDICAL CITY DENTON			1	100%	1
CVS TX8321POCT MCKINNEY		1			1
EXPRESS CARE OF OCALA			1	100%	1
FLORIDA CLINICAL LABORATORY INC DBA			1	100%	1
HIBISCUS COURT			1	100%	1
CHILDRENS SPECIALIST PEDIATRIC PULMMOLOGY &			1	100%	1
ORMOND MEDICAL ARTS FAMILY PRACTICE PL			1	100%	1
CVS GA7064POCT STOCKBRIDGE		1			1
SANTA MONICA CA-UCLA MC			1	100%	1
UNITYPOINT HEALTH TRINITY			1	100%	1
ST. MICHAEL'S ELITE HOSPITAL			1	100%	1
MEDSTAR URGENT CARE, LLC			1	100%	1
NORTHEAST GEORGIA HEALTH SYSTEM			1	100%	1
ST JOSEPH'S HOSPITAL NORTH LABORATORY			1	100%	1
Kroger 825 - The Little Clinic Dorothy Lane		1			1
MEDEXPRESS URGENT CARE, EDWARDSVILLE		1			1
Walgreens #10851		1			1
CULVER CITY URGENT CARE			1	100%	1
ABSOLUTE QUICK CARE			1	100%	1
CHC SOUTHWEST FLORIDA LAB-LIVE			1	100%	1
LIBERTY HEALTH CENTER			1	100%	1
CLEVELAND CLINIC AKRON GENERAL			1	100%	1
COLUMBIA CREST CARE & RAHAB		1			1
HIGHLAND PARK LAKEWOOD PRESTON HOLLOW			1	100%	1
St Mary's d'Youville Pavilion		1			1
POMPANO BEACH ARTIFICIAL KIDNEY CENTER			1	100%	1
HAWTHORNE HEALTH AND REHABILITATION			1	100%	1
HYDE PARK MEDICAL CENTER		1			1
			1	100%	1
KNOX COMMUNITY HOSPITAL			1	100%	1
CVS TX2263POCT SAN ANTONIO		1			1
MARINA DEL REY HOSPITAL LAB			1	100%	1
COX HEALTH SOUTH LAB			1	100%	1
MEDERI CARETENDERS			1	100%	1
HELIX BIOMEDICS LLC			1	100%	1
SPRING VALLEY HOSPITAL MEDICAL CENTER			1	100%	1
Vi at Aventura		1			1
CVS NC3803POCT MOORESVILLE		1			1
CORNERSTONE OF RECOVERY INC		1			1
Kroger 57 - The Little Clinic Jay C Charlestown		1			1
MEDEXPRESS URGENT CARE - WAYNESBURG		1			1
FAST PACE URGENT CARE			1	100%	1

COVID-19: testing by laboratory

Data through Feb 11, 2021 verified as of Feb 12, 2021 at 09:25 AM

Data in this report are provisional and subject to change.

The numbers in the table below represent the number of Florida and non-Florida residents for whom test results were received by the Department of Health. A person can be tested by more than one laboratory and can have both positive and negative results. **Therefore, the sum of the numbers in each column will be larger than the total number of people tested.**

Reporting lab	Inconclusive	Negative	Positive	Percent positive	Total
SPECIALTY DRUG TESTING			1	100%	1
Crestwood Nursing Center		1			1
ISLANDS ASSISTED LIVING FACILITY,THE			1	100%	1
CEPERO PEDIATRICS PA			1	100%	1
OAKMONT WEST- GREENVILLE SC		1			1
Garden Isle Healthcare and Rehabilitation Center		1			1
CVS TX7162POCT HOUSTON		1			1
CAREFIRST URGENT CARE - BEECHMONT			1	100%	1
IMMY LABS			1	100%	1
HELEN HAYES HOSPITAL LABORATORY		1			1
MAYO MEDICAL LABORATORIES			1	100%	1
THE HOSPITALS OF PROVIDENCE EMERGENCY ROOM			1	100%	1
MINUTECLINIC DIAGNOSTIC OF NH, LLC (CL		1			1
Kroger 550 - The Little Clinic Bellevue		1			1
CIRRUS DX			1	100%	1
Kroger 086 - The Little Clinic Broomfield-Sheridan		1			1
MEDICAL SPECIALISTS OF THE PALM BEACHES INC			1	100%	1
OPTUM OF HIALEAH		1			1
FINLAY MEDICAL RESEARCH CORP			1	100%	1
OCEAN MEDICAL CENTER		1			1
ALLIANCE MD DIRECT PRIMARY CARE			1	100%	1
LAKEVIEW REGIONAL HOSPITAL			1	100%	1
AMD			1	100%	1
UNDERGROUND FREE CLINIC		1			1
NEMOURS CHILDREN'S PRIMARY CARE, ST CLOUD			1	100%	1
WINDSOR MANOR			1	100%	1
Garden View Care Center at Dougherty Ferry		1			1
Kroger 350 - The Little Clinic New Cut Road		1			1
MIAMI VASCULAR SURGERY			1	100%	1
INLET CONCIERGE MEDICINE			1	100%	1
PENINSULA REGIONAL MED CTR LAB			1	100%	1
Medicalodges Neosho			1	100%	1
TCPA CLINICAL LABORATORIES			1	100%	1
Wexner Heritage House			1	100%	1
BROOKDALE PALM BEACH GARDENS			1	100%	1
SOUTHEASTERN HEALTH FACILITES, INC		1			1
Cooperstown Center for Nursing and Rehabililtation		1			1
NANCY M WORTHINGTON MD PA			1	100%	1
MEMORIAL HOSPITAL - BELLEVILLE			1	100%	1
WINCHESTER HOSPITAL			1	100%	1
OPTUM PRIMARY CARE			1	100%	1
NORTHWEST FLORIDA SPECIALTY PHYSICIANS LLC		1			1
MERCY GENERAL HOSPITAL			1	100%	1
Kroger 126 - The Little Clinic Cottonwood		1			1
LOUIS STOKES CLEVELAND VA MEDICAL CENTER			1	100%	1
SOUTHWEST ORLANDO FAMILY MEDICINE, PL			1	100%	1

COVID-19: testing by laboratory

Data through Feb 11, 2021 verified as of Feb 12, 2021 at 09:25 AM

Data in this report are provisional and subject to change.

The numbers in the table below represent the number of Florida and non-Florida residents for whom test results were received by the Department of Health. A person can be tested by more than one laboratory and can have both positive and negative results. **Therefore, the sum of the numbers in each column will be larger than the total number of people tested.**

Reporting lab	Inconclusive	Negative	Positive	Percent positive	Total
PINNACLE DIALYSIS		1			1
LIFESPAN HEALTH - SELMER		1			1
COSTCO PHARMACY #1023			1	100%	1
Garden Villa Bedford		1			1
FLORIDA STATE UNIVERSITY HEALTH SERVICES			1	100%	1
STANLY REGIONAL MEDICAL CENTER			1	100%	1
ONPOINT URGENT CARE			1	100%	1
YOUR HEALTH PEDIATRICS INC			1	100%	1
MEDEXPRESS URGENT CARE - ANDERSON		1			1
UHS BINGHAMTON GENERAL			1	100%	1
Sanford Health & Rehabilitation			1	100%	1
SUNCOAST FAMILY MEDICAL ASSOCIATES			1	100%	1
ASHLEY PEDICATRICS DAY AND NIGHT CLINIC			1	100%	1
MED TECH CLINICAL LABORATORY		1			1
CENTRAL TX URGENT CARE			1	100%	1
NORTH SHORE HEMATOLOGY-ONCOLOGY ASSOCIATES		1			1
VIP FAMILY PRACTICE			1	100%	1
NEWTON MEMORIAL HOSPITAL		1			1
BIOLOGICAL AND CHEMICAL EMERGENCIES LABORATORY			1	100%	1
FLORIDA MEDICAL CLINIC PA GI			1	100%	1
SKYRIDGE CLINICAL ASSOCIATES		1			1
HOCHBERG LOWER SCHOOL		1			1
Kroger 909 - The Little Clinic Hamilton			1	100%	1
NORTH MIAMI BEACH SURGICAL CENTER			1	100%	1
RAPID MEDLAB (002MO)		1			1
PROFESSIONAL DIALYSIS CENTER			1	100%	1
CARENOW URGENT CARE-HENDERSONVILLE		1			1
CVS NV9586POCT RENO		1			1
LAKE MARY DIALYSIS			1	100%	1
LEHIGH REGIONAL WOUND CENTER			1	100%	1
EAST END PEDIATRICS		1			1
PATHOLOGYT & LAB MEDICINE SERVICES			1	100%	1
BRANDON OUTREACH CLINIC			1	100%	1
ADVENTHEALTH MEDICAL GROUP OBSTETRICS			1	100%	1
CVS SC7567POCT BOILING SPRINGS			1	100%	1
MID-SOUTH URGENT CARE, PLLC			1	100%	1
Eagle Health and Rehabilitation		1			1
MEDEX CLINIC LLC			1	100%	1
ADVENTHEALTH DURAND			1	100%	1
MANHATTAN COLLEGE HEALTH SERVICES		1			1
PUBLIC HEALTH LABORATORIES			1	100%	1
Dugan Memorial Home		1			1
UNIVERSITY OF MIAMI PRIMARY CARE SITE UMHC 3039			1	100%	1
PALM COAST DRAW STATION/AMERICAN HEALTH ASSOCIATES		1			1
WEST FLORIDA MEDICAL ASSOCIATES PA			1	100%	1
JOHN D. ARCHBOLD MEMORIAL HOSPITAL			1	100%	1

COVID-19: testing by laboratory

Data through Feb 11, 2021 verified as of Feb 12, 2021 at 09:25 AM

Data in this report are provisional and subject to change.

The numbers in the table below represent the number of Florida and non-Florida residents for whom test results were received by the Department of Health. A person can be tested by more than one laboratory and can have both positive and negative results. **Therefore, the sum of the numbers in each column will be larger than the total number of people tested.**

Reporting lab	Inconclusive	Negative	Positive	Percent positive	Total
Kroger 400 - The Little Clinic Hartley Bridge Rd			1	100%	1
LABONE		1			1
CRYSTAL RIVER FIRE DEPARTMENT			1	100%	1
Life Care Center of Auburn		1			1
Villages of St.Peters		1			1
TREASURE COAST PRIMARY CARE		1			1
MED FIRST IMMEDIATE CARE AND FAMILY PRACTICE			1	100%	1
Eddy Memorial Geriatric Center		1			1
DIVERSICARE OF BIG SPRINGS		1			1
NORTHSIDE HOSPITAL DULUTH			1	100%	1
ELEMENTS PHARMACY			1	100%	1
HEARTLAND OF ZEPHYRHILLS FL, LLC			1	100%	1
Kroger 541 - The Little Clinic Long Hollow Pike		1			1
Trucare Living Centers - Columbus		1			1
WEST PENSACOLA DIALYSIS CENTER			1	100%	1
BAPTIST HEALTH PRIMARY CARE AT DORAL			1	100%	1
bishop rehabilitation and nursing center		1			1
CVS AZ9210POCT SCOTTSDALE		1			1
ASSISTED LIVING AT TREZEVANT		1			1
MALUHIA		1			1
MID FLORIDA COMMUNITY SERVICES			1	100%	1
MADISON AT OVIEDO			1	100%	1
PALMETTO BAY MEDICAL CENTER			1	100%	1
SC-GA2018 MCCORMICK REHAB & HEALTHCARE		1			1
CVS CA9103POCT ESCONDIDO		1			1
NASSAU COUNTY HEALTH DEPARTMENT		1			1
CHRISTUS GOOD SHEPHERD MEDICAL CENTER			1	100%	1
CONNECTICUT PEDIATRICS @ CHC		1			1
Integrity Healthcare of Carbondale			1	100%	1
ICARE		1			1
LIFELINK OF FLORIDA			1	100%	1
PROVIDENCE ST. PATRICK HOSPITAL			1	100%	1
SLIDELL MEMORIAL HOSPITAL			1	100%	1
CLINICAL PATHOLOGY LABORATORIES SOUTHEAST INC			1	100%	1
HATLEY HEALTH CARE, INC		1			1
AML DIAGNOSTICS- ADV TESTING IN METABOLIC MEDICINE			1	100%	1
WEST DADE PEDIATRICS			1	100%	1
DEPARTMENT OF HEALTH AND ENVIRONMENTAL CONTROL			1	100%	1
FAITH FAMILY PRACTICE			1	100%	1
CVS IL2798POCT CHICAGO			1	100%	1
EMERGENCY CARE SERVICES LAB AT JFK MEDICAL CENTER			1	100%	1
ACCESS HEALTH CARE PHYSICIANS, LLC		1			1
Virginia Gay Nursing and Rehab		1			1
WMC HEALTH GROUP OF KISSIMMEE LLC			1	100%	1
BAYSTATE REFERENCE LABORATORY			1	100%	1
BRITTNEY WHELIHAN IRWIN ARNP LLC			1	100%	1

COVID-19: testing by laboratory

Data through Feb 11, 2021 verified as of Feb 12, 2021 at 09:25 AM

Data in this report are provisional and subject to change.

The numbers in the table below represent the number of Florida and non-Florida residents for whom test results were received by the Department of Health. A person can be tested by more than one laboratory and can have both positive and negative results. **Therefore, the sum of the numbers in each column will be larger than the total number of people tested.**

Reporting lab	Inconclusive	Negative	Positive	Percent positive	Total
NORTHWEST TEXAS HEALTHCARE SYSTEM,INC			1	100%	1
Country View of Sunbury			1	100%	1
NORTHEAST FLORIDA HEALTH SERVICES			1	100%	1
15 TO KNOW			1	100%	1
WATERS EDGE ELEMENTARY SCHOOL			1	100%	1
PEDIATRIC ASSOCIATES - MIAMI LAKES		1			1
LANCASHIRE HALL NURSING AND REHABILITATION CENTER		1			1
RICHICHI FAMILY HEALTH			1	100%	1
HEART HOSPITAL OF LAFAYETTE: EMERGENCY ROOM			1	100%	1
TAMPA GENERAL MEDICAL GROUP LABORATORY HEALTHPARK			1	100%	1
TUNIS STREET GROUP HOME		1			1
USA Healthcare LTC, LLC - Folsom Center for Rehabilitation & Healthca		1			1
PATIENT FIRST-GENERAL BOOTH			1	100%	1
LAKE MARY PEDIATRICS			1	100%	1
Kroger 519 - The Little Clinic Staples Mill Road		1			1
Portsmouth Health and Rehab			1	100%	1
CVS AZ7841POCT TUCSON		1			1
CQUENTIA NGS, LLC			1	100%	1
PATHLAB SERVICES			1	100%	1
NONA MEDICAL ARTS		1			1
MARQUETTE GENERAL HOSPITAL			1	100%	1
CHIPLEY DIALYSIS			1	100%	1
SEASONS HOSPICE AND PALLIATIVE CARE OF			1	100%	1
ANSWERS RESOURCE FACILITY		1			1
MINUTECLINIC DIAGNOSTIC OF VIRGINIA, LLC #1416		1			1
MAYO CLINIC BEACHES PRIMARY CARE CTR		1			1
HALIFAX FAMILY HEALTH CENTER			1	100%	1
JMC TALLAHASSEE, LLC			1	100%	1
MINUTECLINIC, LLC #07876			1	100%	1
MARYLAND DEPARTMENT OF HEALTH AND MENTAL HYGIENE-LABORATORIES			1	100%	1
KIDS CARE PEDIATRICS PA			1	100%	1
CENTRAL JERSEY URGENT CARE OF EATONTOW		1			1
Miller Health Care Center			1	100%	1
HUMC		1			1
TMH PHYSICIAN PARTNERS			1	100%	1
HOSPICE OF THE FLORIDA SUNCOAST,THE		1			1
WEST VIRGINIA LABORATORIES			1	100%	1
WESTEX URGENT CARE, PLLC			1	100%	1
DECATUR MORGAN HOSPITAL - DECATUR GENE		1			1
EASTSIDE URGENT CARE			1	100%	1
PATHOLOGY		1			1
OHIOHEALTH URGENT CARE			1	100%	1
LADY OF THE SEA HOSPITAL LAB			1	100%	1
CLEVELAND CLINIC OUTPATIENT LABORATORY			1	100%	1
DAYTONA BEACH HEALTH AND REHAB CENTER		1			1
HAPPY KIDZ PEDIATRICS PL			1	100%	1

COVID-19: testing by laboratory

Data through Feb 11, 2021 verified as of Feb 12, 2021 at 09:25 AM

Data in this report are provisional and subject to change.

The numbers in the table below represent the number of Florida and non-Florida residents for whom test results were received by the Department of Health. A person can be tested by more than one laboratory and can have both positive and negative results. **Therefore, the sum of the numbers in each column will be larger than the total number of people tested.**

Reporting lab	Inconclusive	Negative	Positive	Percent positive	Total
CVS NC3853POCT BURLINGTON		1			1
CORPORATION OF AMERICA		1			1
RIDGEFIELD PEDIATRIC ASSOCIATES		1			1
SHAMRA MEDICAL LABORATORY			1	100%	1
SKY RIDGE MEDICAL CENTER - MICRO			1	100%	1
FIU HEALTH CARE CENTER			1	100%	1
CARTERSVILLE MEDICAL CENTER			1	100%	1
PEDIATRIC URGENT CARE CENTR OF FORT WORTH-LA GRAN			1	100%	1
Kroger 531 - The Little Clinic Waterville		1			1
NEW YORK CITY DEPARTMENT OF HEALTH			1	100%	1
BETHESDA HEALTH PHYSICIANS GROUP		1			1
MEDCOR CORPORATE CLINIC			1	100%	1
MINUTE CLINIC DIAGNOSTICS OF IN, LLC #6252		1			1
PHYSICIANS IMMEDIATE CARE			1	100%	1
ST. JOHN HOSPITAL & MEDICAL CENTER			1	100%	1
GOLDING-GRANADO MEDICAL ASSOCIATES		1			1
HILTON HEAD HOSPITAL/INPATIENT			1	100%	1
BAYSIDE LABORATORIES INC		1			1
KIOSK MEDICINE OF KENTUCKY LLC		1			1
MANOR CARE OF DELRAY BEACH FL LLC		1			1
QLABS			1	100%	1
MEDICAL CLINIC OF HOUSTON			1	100%	1
SACRED HEART HOSPITAL NURSING			1	100%	1
WY RETIREMENT CENTER		1			1
FLORHAM PARK ENDOSCOPY CENTER		1			1
HEALTH FIRST HOME CARE		1			1
SPHERE DX			1	100%	1
ST. LUKES HOSPITAL			1	100%	1
ALPHA CLINICAL LABORATORY CORP.			1	100%	1
TRUMAN MEDICAL CENTER - HOSPITAL HILL			1	100%	1
LSU MEDICAL CENTER			1	100%	1
SOUTH FLORIDA RESEARCH ORGANIZATION			1	100%	1
NORTHEAST TEXAS DIALYSIS		1			1
Harris Hill Nursing Facility		1			1
Kroger 923 - The Little Clinic Centerville		1			1
ADVANTA LABS, LLC		1			1
CONCORDIA MANOR			1	100%	1
PASTEUR MEDICAL CENTER LLC		1			1
Fulton County Medical Center Long Term Care			1	100%	1
MISSION HOSPITAL - MEMORIAL CAMPUS			1	100%	1
AUTUMN HOUSE			1	100%	1
ROCKLEDGE HEALTH & REHABILITATION CENTER			1	100%	1
MED CHOICE CENTER OF NORTH MIAMI			1	100%	1
SIGNATURE CARE MEMORIAL CITY			1	100%	1
HEALTH ALLIANCE			1	100%	1
Lutheran Community at Telford		1			1

COVID-19: testing by laboratory

Data through Feb 11, 2021 verified as of Feb 12, 2021 at 09:25 AM

Data in this report are provisional and subject to change.

The numbers in the table below represent the number of Florida and non-Florida residents for whom test results were received by the Department of Health. A person can be tested by more than one laboratory and can have both positive and negative results. **Therefore, the sum of the numbers in each column will be larger than the total number of people tested.**

Reporting lab	Inconclusive	Negative	Positive	Percent positive	Total
CATHEDRAL GERONTOLOGY CENTER DBA CATHEDRAL CARES			1	100%	1
KID FIXERS		1			1
PINEVILLE PHARMACY			1	100%	1
KATHY L ANDERSON DO PA			1	100%	1
SARASOTA MEMORIAL HOSPITAL		1			1
BRADENTON DIALYSIS			1	100%	1
MINUTECLINIC DIAGNOSTICS OF OKLAHOMA		1			1
GOSHEN MEDICAL CENTER			1	100%	1
SUTTER GOULD MEDICAL FOUNDATION			1	100%	1
VETERANS AFFAIRS MEDICAL CENTER - EAST ORANGE			1	100%	1
PEDIATRIC ASSOCIATES - JACKSONVILLE			1	100%	1
LCMC LAB SUBSECTION		1			1
BICKERTON, DAWN		1			1
BROOKSVILLE REGIONAL HOSPITAL			1	100%	1
CAREHERE LLC			1	100%	1
MORGAN STANELY HEALTH CENTER		1			1
WALGREEN#12147		1			1
LOUNDY		1			1
LUMICO LIFE INSURANCE COMPANY		1			1
CVS AZ5026POCT MESA		1			1
RIDGE OPTUM FLORIDA			1	100%	1
WALGREENS #10854		1			1
Hearthstone Nursing and Rehabilitation Center		1			1
ENCOMPASS HEALTH REHABILITATION OF ALTAMONTE			1	100%	1
ADVANCE CARDIOVASCULAR IMAGING, INC			1	100%	1
PRINCIPLE DIAGNOSTICS LLC			1	100%	1
BRIDGEWATER PARK ASSISTED LIVING LLC			1	100%	1
Henry County Health and Rehabilitation		1			1
DEPARTMENT OF HEALTH SERVICES			1	100%	1
PROVIDENCE ST PETER HOSPITAL		1			1
LARKIN COMMUNITY HOSPITAL PALM SPRINGS CAMPUS			1	100%	1
LAKELAND REGIONAL HEALTH GRASSLANDS		1			1
BRUSHY CREEK FAMILY HOSPITAL			1	100%	1
RESTORE MEDICAL PARTNERS PLLC			1	100%	1
ADVENTHEALTH MEDICAL GROUP ADULT AND SENIOR HEALTH			1	100%	1
UNITED HEALTHCARE			1	100%	1
PALM WEST INTERNIST PA			1	100%	1
MEDICAL ASSOCIATES OF PINELLAS - LAB			1	100%	1
Kroger 367 - The Little Clinic Walton		1			1
EDWARD HOSPITAL			1	100%	1
MEDEXPRESS URGENT CARE - PATRICK STREE			1	100%	1
NORTHSIDE FAMILY MEDICINE		1			1
HIGHLANDS CLINICAL LABORATORY			1	100%	1
CARDIAC AND VASCULAR CONSULTANTS MD PA		1			1
HAVASU REGIONAL MEDICAL CENTER			1	100%	1
CVS PA4077POCT BELLE VERNON		1			1

COVID-19: testing by laboratory

Data through Feb 11, 2021 verified as of Feb 12, 2021 at 09:25 AM

Data in this report are provisional and subject to change.

The numbers in the table below represent the number of Florida and non-Florida residents for whom test results were received by the Department of Health. A person can be tested by more than one laboratory and can have both positive and negative results. **Therefore, the sum of the numbers in each column will be larger than the total number of people tested.**

Reporting lab	Inconclusive	Negative	Positive	Percent positive	Total
HUNTSVILLE HOSPITAL			1	100%	1
NORDX			1	100%	1
MEDEXPRESS URGENT CARE - LINCOLN		1			1
Excel Care Center			1	100%	1
WRIGHT PATTERSON AFB MEDICAL CENTER			1	100%	1
EH FARGO HOSPITAL LABORATORY			1	100%	1
Long Beach Care Center			1	100%	1
APS-SUMMIT CARE PHARMACY, LLC DBA OMNICARE		1			1
HEALTH NETWORK			1	100%	1
APOLLOMDX LLC			1	100%	1
FLORIDA DEPARTMENT OF HEALTH IN CITRUS COUNTY		1			1
FIRST CARE OF GAINESVILLE			1	100%	1
Kroger 929 - The Little Clinic Corryville		1			1
PRIME CARE FAMILY MEDICINE			1	100%	1
WEST FLORIDA HOSPITAL LABORATORY			1	100%	1
Regency Square			1	100%	1
FAMILY MEDICAL CENTER OF HOLLYWOOD PA			1	100%	1
Total	84,864	15,549,919	2,328,793	13%	17,963,576