

COVID-19: summary of cases and monitoring

Data through Feb 10, 2021 verified as of Feb 11, 2021 at 09:25 AM

Data in this report are provisional and subject to change.

Cases: people with positive PCR or antigen test result		Cases: people with positive PCR or antigen test result	
Total cases		Risk factors for Florida residents	
Florida residents	1,774,013	Traveled	14,324
Non-Florida residents	32,792	Contact with a known case	673,479
Type of testing		Traveled and contact with a known case	19,527
Florida residents	1,774,013	Neither	1,066,683
Positive by BPHL/CDC	65,034	No travel and no contact	203,961
Positive by commercial/hospital lab	1,708,979	Travel is unknown	630,498
PCR positive	1,453,130	Contact is unknown	388,372
Antigen positive	320,883	Contact is pending	413,840
Non-Florida residents	32,792	Travel can be unknown and contact can be unknown or pending for the same case, these numbers will sum to more than the "neither" total.	
Positive by BPHL/CDC	828		
Positive by commercial/hospital lab	31,964		
PCR positive	22,988		
Antigen positive	9,804		
Characteristics			
Florida residents hospitalized	75,454		
Florida resident deaths	28,382		
Non-Florida resident deaths	489		
Hospitalized counts include anyone who was hospitalized at some point during their illness. It does not reflect the number of people currently hospitalized.			
More information on deaths identified through death certificate data is available on the National Center for Health Statistics website at www.cdc.gov/nchs/nvss/vsrr/COVID19/index.htm .			

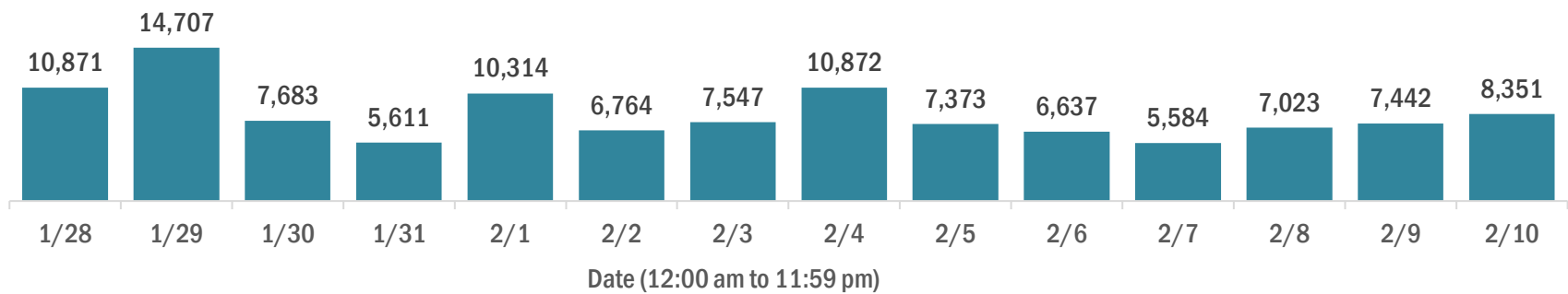
COVID-19: summary of laboratory testing

Data through Feb 10, 2021 verified as of Feb 11, 2021 at 09:25 AM

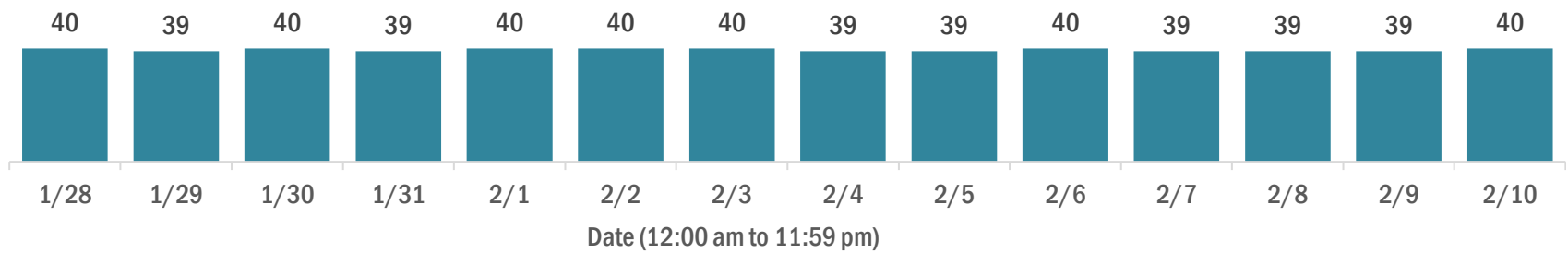
Data in this report are provisional and subject to change.

Cases in Florida residents per day for the past 2 weeks

Number of cases per day



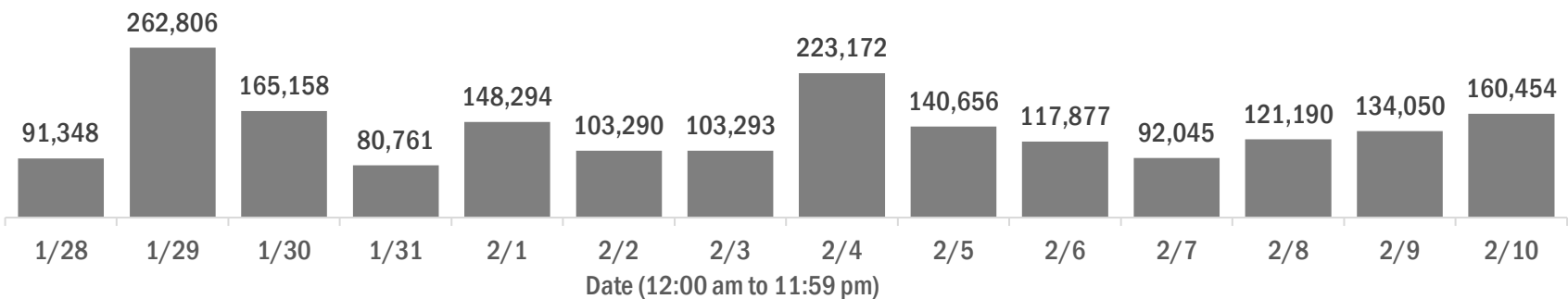
Median age of cases by day



Laboratory testing for Florida residents over the past 2 weeks

Number of Florida residents tested per day

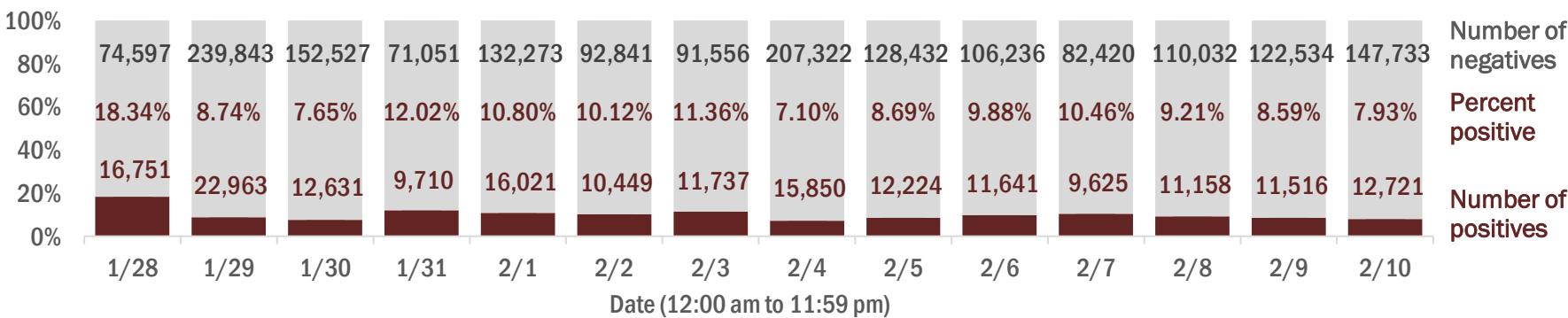
These counts include the number of people for whom the Department received PCR or antigen laboratory results by day. People tested on multiple days will be included for each day a new result was received. A person is only counted once for each day they are tested, regardless of whether multiple specimens are tested or multiple results are received.



Number and percent of Florida residents with positive test results

The percent of positive results ranged from 7.10% to 18.34% over the past 2 weeks and was 7.93% yesterday.

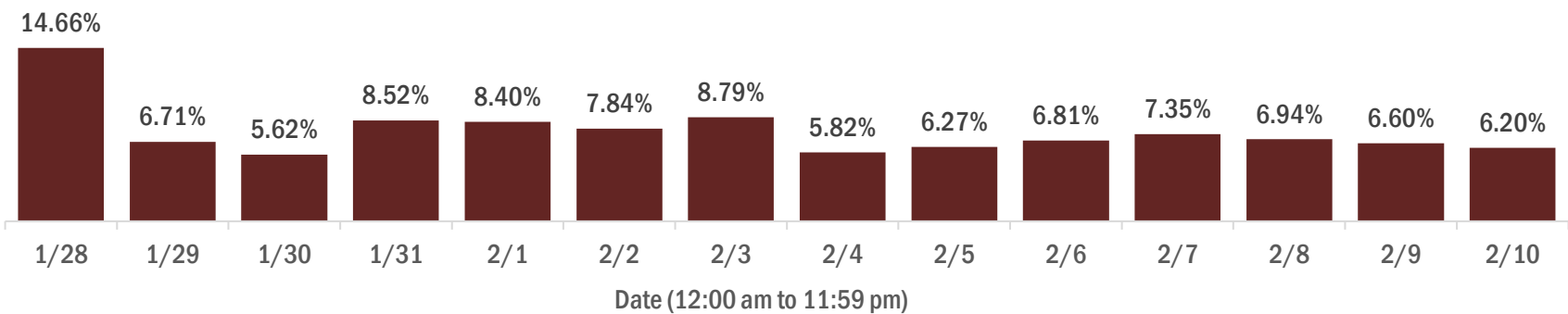
These counts include the number of people for whom the Department received PCR or antigen laboratory results by day. People tested on multiple days will be included for each day a new result was received. A person is only counted once for each day they are tested, regardless of whether multiple specimens are tested or multiple results are received. If a person has a positive specimen and a negative specimen in the same day, only the positive result is counted.



Percent positivity for new cases in Florida residents

The percent of positive results ranged from 5.62% to 14.66% over the past 2 weeks and was 6.20% yesterday.

This percent is the number of people who test PCR- or antigen-positive for the first time divided by all the people tested that day, excluding people who have previously tested positive.



COVID-19: characteristics of 1,774,013 Florida resident cases

Data through Feb 10, 2021 verified as of Feb 11, 2021 at 09:25 AM

Data in this report are provisional and subject to change.

Age group	Cases		Hospitalizations		Deaths	
0-4 years	34,412	2%	489	1%	0	0%
5-14 years	105,903	6%	467	1%	5	0%
15-24 years	273,042	15%	1,860	2%	39	0%
25-34 years	309,457	17%	3,697	5%	147	1%
35-44 years	274,639	15%	5,575	7%	430	2%
45-54 years	270,607	15%	8,621	11%	1,058	4%
55-64 years	233,794	13%	12,718	17%	3,017	11%
65-74 years	148,582	8%	15,742	21%	6,011	21%
75-84 years	82,833	5%	15,637	21%	8,633	30%
85+ years	39,506	2%	10,643	14%	9,042	32%
Unknown	1,238	0%	5	0%	0	0%
Total	1,774,013		75,454		28,382	

Gender	Cases	
Female	927,265	52%
Male	833,535	47%
Unknown	13,213	1%
Total	1,774,013	

Ethnicity	Cases		Hospitalizations		Deaths	
Hispanic	559,982	32%	19,268	26%	6,579	23%
Non-Hispanic	841,096	47%	52,341	69%	19,804	70%
Unknown	372,935	21%	3,845	5%	1,999	7%
Total	1,774,013		75,454		28,382	

Race and ethnicity	Cases		Hospitalizations		Deaths	
White	981,856	55%	48,926	65%	20,595	73%
Hispanic	372,972	21%	13,605	18%	5,162	18%
Non-Hispanic	533,639	30%	33,735	45%	14,446	51%
Unknown	75,245	4%	1,586	2%	987	3%
Black	233,560	13%	15,710	21%	4,553	16%
Hispanic	13,418	1%	650	1%	183	1%
Non-Hispanic	199,985	11%	14,718	20%	4,198	15%
Unknown	20,157	1%	342	0%	172	1%
Other race	261,128	15%	8,570	11%	2,312	8%
Hispanic	131,825	7%	4,540	6%	1,062	4%
Non-Hispanic	88,946	5%	3,636	5%	1,053	4%
Unknown	40,357	2%	394	1%	197	1%
Unknown race	297,469	17%	2,248	3%	922	3%
Hispanic	41,767	2%	473	1%	172	1%
Non-Hispanic	18,526	1%	252	0%	107	0%
Unknown	237,176	13%	1,523	2%	643	2%
Total	1,774,013		75,454		28,382	

Hospitalization counts include anyone who was hospitalized at some point during their illness. It does not reflect the number of people currently hospitalized. **Other race** includes any person with a race of American Indian/Alaskan native, Asian, native Hawaiian/Pacific Islander, or other.

COVID-19: deaths in Florida residents and staff of long-term care facilities

Data through Feb 10, 2021 verified as of Feb 11, 2021 at 09:25 AM

Data in this report are provisional and subject to change.

For current cases in residents or staff of long-term care facilities, please visit: <https://floridahealthcovid19.gov/>

County	Deaths		County	Deaths		County	Deaths	
Palm Beach	966	<div></div> 10%	Martin	147	<div></div> 1%	Gilchrist	17	<div></div> 0%
Dade	962	<div></div> 10%	Hernando	137	<div></div> 1%	Calhoun	14	<div></div> 0%
Pinellas	822	<div></div> 8%	Osceola	126	<div></div> 1%	Gadsden	14	<div></div> 0%
Broward	598	<div></div> 6%	Charlotte	120	<div></div> 1%	Gulf	14	<div></div> 0%
Hillsborough	510	<div></div> 5%	Indian River	110	<div></div> 1%	Bradford	13	<div></div> 0%
Polk	399	<div></div> 4%	Clay	109	<div></div> 1%	Wakulla	13	<div></div> 0%
Brevard	357	<div></div> 4%	Bay	84	<div></div> 1%	Washington	13	<div></div> 0%
Sarasota	356	<div></div> 4%	Jackson	84	<div></div> 1%	Baker	12	<div></div> 0%
Orange	345	<div></div> 3%	Leon	84	<div></div> 1%	Jefferson	10	<div></div> 0%
Duval	339	<div></div> 3%	St. Johns	78	<div></div> 1%	Holmes	9	<div></div> 0%
Lee	330	<div></div> 3%	Highlands	77	<div></div> 1%	Flagler	8	<div></div> 0%
Volusia	258	<div></div> 3%	Santa Rosa	72	<div></div> 1%	Lafayette	8	<div></div> 0%
Escambia	253	<div></div> 3%	Alachua	57	<div></div> 1%	Desoto	6	<div></div> 0%
Marion	233	<div></div> 2%	Suwannee	56	<div></div> 1%	Franklin	6	<div></div> 0%
St. Lucie	227	<div></div> 2%	Columbia	47	<div></div> 0%	Levy	4	<div></div> 0%
Seminole	211	<div></div> 2%	Sumter	44	<div></div> 0%	Monroe	4	<div></div> 0%
Pasco	205	<div></div> 2%	Nassau	32	<div></div> 0%	Taylor	3	<div></div> 0%
Lake	186	<div></div> 2%	Putnam	30	<div></div> 0%	Dixie	2	<div></div> 0%
Collier	177	<div></div> 2%	Walton	24	<div></div> 0%	Hardee	2	<div></div> 0%
Manatee	172	<div></div> 2%	Hendry	23	<div></div> 0%	Hamilton	1	<div></div> 0%
Citrus	163	<div></div> 2%	Okeechobee	23	<div></div> 0%	Liberty	1	<div></div> 0%
Okaloosa	149	<div></div> 1%	Madison	19	<div></div> 0%	Total	9,975	

Note: cases are summarized by the county of usual residence. Residents and staff may be cases associated with facilities that are not in their county of usual residence, resulting in cases being included below for counties that do not have facilities with known cases.

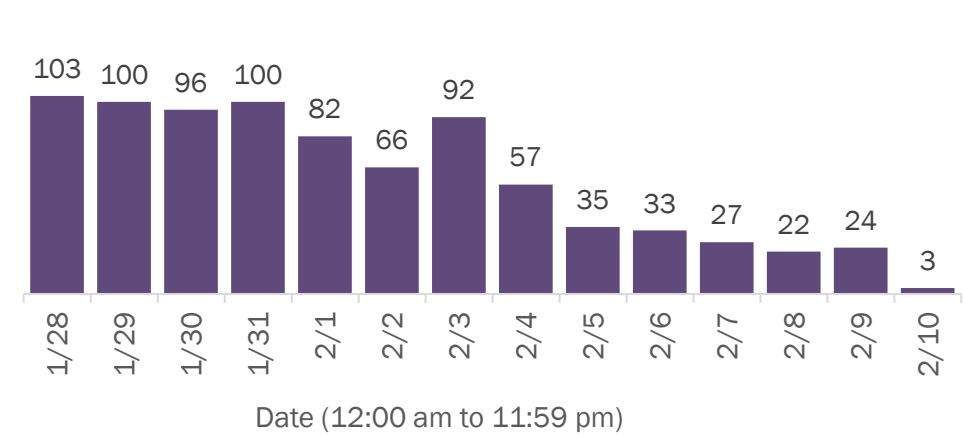
COVID-19: cases in Florida residents who have died

Data through Feb 10, 2021 verified as of Feb 11, 2021 at 09:25 AM

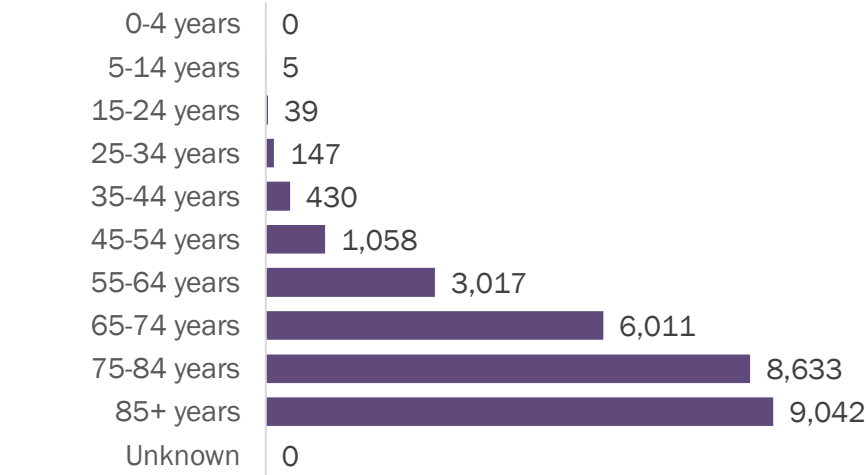
Data in this report are provisional and subject to change.

Demographics for all identified COVID-19 deaths: 28,382

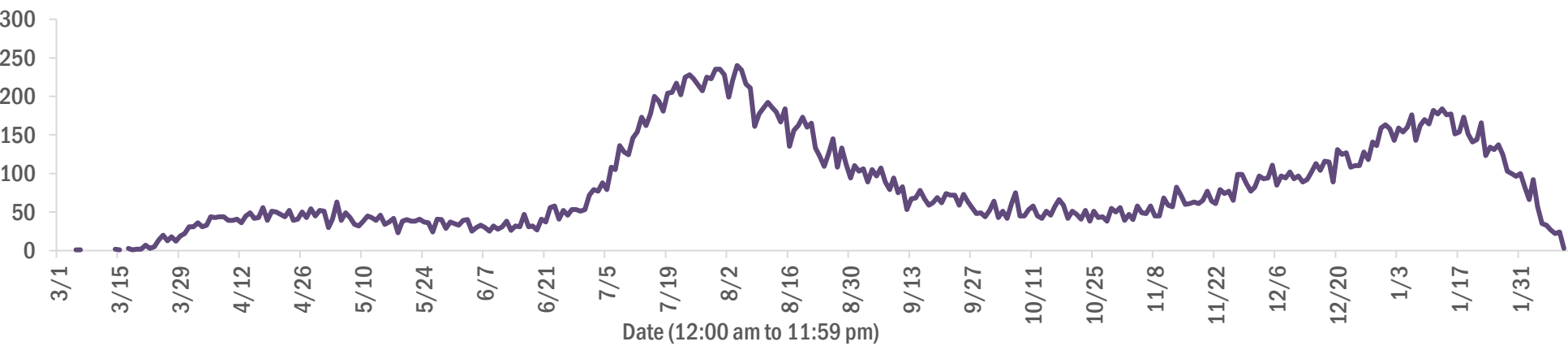
Deaths by date of death for the past 2 weeks



Deaths by age group



Deaths by date of death since March 2020



Age group	Deaths	Cases	Case fatality rate	Mortality rate per 100,000 population
0-4 years	0	34,412	0.0%	0.0
5-14 years	5	105,903	0.0%	0.2
15-24 years	39	273,042	0.0%	1.6
25-34 years	147	309,457	0.0%	5.2
35-44 years	430	274,639	0.2%	16.5
45-54 years	1,058	270,607	0.4%	38.0
55-64 years	3,017	233,794	1.3%	104.3
65-74 years	6,011	148,582	4.0%	247.7
75-84 years	8,633	82,833	10.4%	614.8
85+ years	9,042	39,506	22.9%	1565.6
Unknown	0	1,238	0.0%	
Total	28,382	1,774,013	1.6%	131.4

Gender	Deaths	Cases	Case fatality rate	Mortality rate per 100,000 population
Female	12,498	927,265	1.3%	113.2
Male	15,884	833,535	1.9%	150.4
Unknown	0	13,213	0.0%	
Total	28,382	1,774,013	1.6%	131.4

Race	Deaths	Cases	Case fatality rate	Mortality rate per 100,000 population
White	20,595	981,856	2.1%	123.3
Black	4,553	233,560	1.9%	124.5
Other	2,312	261,128	0.9%	185.8
Unknown	922	297,469	0.3%	
Total	28,382	1,774,013	1.6%	131.4

Ethnicity	Deaths	Cases	Case fatality rate	Mortality rate per 100,000 population
Hispanic	6,579	559,982	1.2%	115.9
Non-Hispanic	19,804	841,096	2.4%	124.4
Unknown	1,999	372,935	0.5%	
Total	28,382	1,774,013	1.6%	131.4

COVID-19: characteristics of 1,774,013 cases

Data through Feb 10, 2021 verified as of Feb 11, 2021 at 09:25 AM

Data in this report are provisional and subject to change.

Tables below include cases in Florida residents and non-Florida residents.

All 67 Florida counties have cases:

County	FL resident cases		Non-FL resident cases	Total cases	FL resident deaths	FL death rate
Dade	384,651	<div></div> 22%	4,868	389,519	5,081	1.3%
Broward	180,336	<div></div> 10%	2,083	182,419	2,218	1.2%
Palm Beach	111,090	<div></div> 6%	1,874	112,964	2,302	2.1%
Orange	106,824	<div></div> 6%	1,385	108,209	1,015	1.0%
Hillsborough	104,273	<div></div> 6%	869	105,142	1,387	1.3%
Duval	84,060	<div></div> 5%	1,370	85,430	1,002	1.2%
Pinellas	60,980	<div></div> 3%	1,519	62,499	1,372	2.2%
Lee	53,244	<div></div> 3%	1,757	55,001	848	1.6%
Polk	53,285	<div></div> 3%	366	53,651	1,050	2.0%
Osceola	34,478	<div></div> 2%	555	35,033	399	1.2%
Volusia	32,317	<div></div> 2%	522	32,839	596	1.8%
Escambia	29,117	<div></div> 2%	3,367	32,484	582	2.0%
Brevard	31,042	<div></div> 2%	539	31,581	690	2.2%
Pasco	30,913	<div></div> 2%	275	31,188	595	1.9%
Manatee	29,410	<div></div> 2%	562	29,972	513	1.7%
Collier	27,928	<div></div> 2%	955	28,883	426	1.5%
Leon	26,984	<div></div> 2%	823	27,807	258	1.0%
Marion	25,846	<div></div> 1%	102	25,948	672	2.6%
Sarasota	24,680	<div></div> 1%	1,121	25,801	676	2.7%
Seminole	25,271	<div></div> 1%	184	25,455	396	1.6%
Lake	22,792	<div></div> 1%	307	23,099	494	2.2%
Alachua	21,405	<div></div> 1%	244	21,649	189	0.9%
St. Lucie	20,538	<div></div> 1%	127	20,665	521	2.5%
St. Johns	19,082	<div></div> 1%	261	19,343	180	0.9%
Okaloosa	17,572	<div></div> 1%	185	17,757	301	1.7%
Bay	17,051	<div></div> 1%	670	17,721	314	1.8%
Santa Rosa	16,100	<div></div> 1%	208	16,308	237	1.5%
Clay	16,045	<div></div> 1%	35	16,080	283	1.8%
Hernando	10,436	<div></div> 1%	79	10,515	368	3.5%
Indian River	10,240	<div></div> 1%	84	10,324	248	2.4%
Charlotte	9,999	<div></div> 1%	151	10,150	320	3.2%
Martin	9,813	<div></div> 1%	181	9,994	262	2.7%
Citrus	9,135	<div></div> 1%	75	9,210	362	4.0%
Sumter	7,444	<div></div> 0%	78	7,522	215	2.9%
Columbia	7,404	<div></div> 0%	36	7,440	148	2.0%

County	FL resident cases		Non-FL resident cases	Total cases	FL resident deaths	FL death rate
Nassau	6,976	<div></div> 0%	405	7,381	105	1.5%
Highlands	6,779	<div></div> 0%	67	6,846	282	4.2%
Walton	6,058	<div></div> 0%	688	6,746	76	1.3%
Jackson	5,728	<div></div> 0%	63	5,791	138	2.4%
Putnam	5,650	<div></div> 0%	16	5,666	109	1.9%
Flagler	5,506	<div></div> 0%	67	5,573	76	1.4%
Monroe	5,237	<div></div> 0%	291	5,528	42	0.8%
Gadsden	5,270	<div></div> 0%	15	5,285	76	1.4%
Suwannee	4,936	<div></div> 0%	26	4,962	119	2.4%
Hendry	4,148	<div></div> 0%	18	4,166	62	1.5%
Desoto	3,494	<div></div> 0%	17	3,511	69	2.0%
Okeechobee	3,363	<div></div> 0%	33	3,396	69	2.1%
Unknown	361	<div></div> 0%	3,023	3,384	0	0.0%
Baker	3,185	<div></div> 0%	14	3,199	54	1.7%
Wakulla	3,067	<div></div> 0%	13	3,080	44	1.4%
Bradford	2,752	<div></div> 0%	13	2,765	48	1.7%
Levy	2,695	<div></div> 0%	9	2,704	24	0.9%
Hardee	2,675	<div></div> 0%	13	2,688	24	0.9%
Taylor	2,562	<div></div> 0%	6	2,568	37	1.4%
Washington	2,534	<div></div> 0%	20	2,554	38	1.5%
Holmes	2,108	<div></div> 0%	31	2,139	41	1.9%
Madison	1,877	<div></div> 0%	24	1,901	39	2.1%
Gulf	1,761	<div></div> 0%	23	1,784	35	2.0%
Union	1,701	<div></div> 0%	1	1,702	70	4.1%
Calhoun	1,571	<div></div> 0%	3	1,574	36	2.3%
Lafayette	1,543	<div></div> 0%	0	1,543	24	1.6%
Hamilton	1,523	<div></div> 0%	16	1,539	21	1.4%
Dixie	1,424	<div></div> 0%	3	1,427	15	1.1%
Jefferson	1,340	<div></div> 0%	22	1,362	22	1.6%
Gilchrist	1,280	<div></div> 0%	3	1,283	28	2.2%
Franklin	1,236	<div></div> 0%	29	1,265	11	0.9%
Liberty	1,018	<div></div> 0%	1	1,019	14	1.4%
Glades	870	<div></div> 0%	2	872	14	1.6%
Total	1,774,013		32,792	1,806,805	28,382	1.6%

COVID-19: characteristics of 1,774,013 Florida resident cases

Data through Feb 10, 2021 verified as of Feb 11, 2021 at 09:25 AM

Data in this report are provisional and subject to change.

The table below includes the cities and counties of residence for cases in Florida residents based on the patient's ZIP Code. Note that city is not always received as part of the initial notification and may be missing while the case is being investigated.

City and county	Cases
Miami, Dade	223,103
Orlando, Orange	79,359
Jacksonville, Duval	78,963
Tampa, Hillsborough	61,116
Hialeah, Dade	54,304
Fort Lauderdale, Broward	38,986
Hollywood, Broward	34,640
West Palm Beach, Palm Beach	27,251
Kissimmee, Osceola	26,693
Tallahassee, Leon	26,023
Pensacola, Escambia	24,168
Naples, Collier	23,515
Homestead, Dade	23,001
Saint Petersburg, Pinellas	22,560
Fort Myers, Lee	21,110
Bradenton, Manatee	19,286
Ocala, Marion	19,164
Boca Raton, Palm Beach	18,790
Lakeland, Polk	18,615
Pompano Beach, Broward	17,736
Gainesville, Alachua	17,060
Sarasota, Sarasota	15,216
Lake Worth, Palm Beach	13,551
Port Saint Lucie, St. Lucie	13,521
Cape Coral, Lee	13,364
Clearwater, Pinellas	11,985
Miami Beach, Dade	11,916
Miramar, Broward	11,764
Panama City, Bay	10,844
Boynton Beach, Palm Beach	10,730
Doral, Dade	10,449
Saint Augustine, St. Johns	10,269
Coral Springs, Broward	10,261
Miami Gardens, Dade	10,083
Melbourne, Brevard	9,114
Winter Haven, Polk	8,941
Delray Beach, Palm Beach	8,454
Lehigh Acres, Lee	8,367
Riverview, Hillsborough	7,929
Vero Beach, Indian River	7,854
Milton, Santa Rosa	7,827
Davie, Broward	7,779
New Port Richey, Pasco	7,160
Palm Bay, Brevard	7,055
Sunrise, Broward	7,042
Fort Pierce, St. Lucie	6,888
Coral Gables, Dade	6,851
Lake City, Columbia	6,773
Saint Cloud, Osceola	6,749
Largo, Pinellas	6,695
Daytona Beach, Volusia	6,690
Orange Park, Clay	6,583
Apopka, Orange	6,412
Spring Hill, Hernando	6,238
Plantation, Broward	6,088
Clermont, Lake	6,024
North Miami Beach, Dade	6,014
Brandon, Hillsborough	5,982
Davenport, Polk	5,963

COVID-19: characteristics of 1,774,013 Florida resident cases

Data through Feb 10, 2021 verified as of Feb 11, 2021 at 09:25 AM

Data in this report are provisional and subject to change.

The table below includes the cities and counties of residence for cases in Florida residents based on the patient's ZIP Code. Note that city is not always received as part of the initial notification and may be missing while the case is being investigated.

City and county	Cases
Weston, Broward	5,665
Plant City, Hillsborough	5,652
Sanford, Seminole	5,581
Jupiter, Palm Beach	5,553
Deltona, Volusia	5,518
Deerfield Beach, Broward	5,282
Winter Garden, Orange	5,180
Port Charlotte, Charlotte	4,922
Fort Walton Beach, Okaloosa	4,908
Tamarac, Broward	4,815
Stuart, Martin	4,654
Palm Coast, Flagler	4,652
Crestview, Okaloosa	4,649
Wesley Chapel, Pasco	4,517
Land O Lakes, Pasco	4,421
Coconut Creek, Broward	4,384
Deland, Volusia	4,382
Palm Beach Gardens, Palm Beach	4,344
Palmetto, Manatee	4,286
Margate, Broward	4,250
Winter Park, Orange	4,246
Palm Harbor, Pinellas	4,215
Miami Lakes, Dade	4,182
Wellington, Palm Beach	4,114
Oviedo, Seminole	4,083
Opa Locka, Dade	3,939
Middleburg, Clay	3,894
Altamonte Springs, Seminole	3,888
Live Oak, Suwannee	3,875
Port Orange, Volusia	3,826
Haines City, Polk	3,778
Lutz, Hillsborough	3,764
Venice, Sarasota	3,739
North Port, Sarasota	3,714
Brooksville, Hernando	3,646
Punta Gorda, Charlotte	3,639
Leesburg, Lake	3,638
Sebring, Highlands	3,628
Ocoee, Orange	3,611
Valrico, Hillsborough	3,576
Hallandale, Broward	3,575
Saint Johns, St. Johns	3,529
The Villages, Sumter	3,514
Pembroke Pines, Broward	3,404
Arcadia, Desoto	3,394
Bonita Springs, Lee	3,379
Ormond Beach, Volusia	3,365
Okeechobee, Okeechobee	3,351
Seminole, Pinellas	3,318
Navarre, Santa Rosa	3,287
Zephyrhills, Pasco	3,219
Immokalee, Collier	3,171
Windermere, Orange	3,103
Longwood, Seminole	3,073
Pinellas Park, Pinellas	3,063
Gulf Breeze, Santa Rosa	3,061
North Lauderdale, Broward	2,968
Cantonment, Escambia	2,943
Niceville, Okaloosa	2,922

COVID-19: characteristics of 1,774,013 Florida resident cases

Data through Feb 10, 2021 verified as of Feb 11, 2021 at 09:25 AM

Data in this report are provisional and subject to change.

The table below includes the cities and counties of residence for cases in Florida residents based on the patient's ZIP Code. Note that city is not always received as part of the initial notification and may be missing while the case is being investigated.

City and county	Cases
Ruskin, Hillsborough	2,916
North Miami, Dade	2,897
Cocoa, Brevard	2,864
Quincy, Gadsden	2,804
Jacksonville Beach, Duval	2,790
Panama City Beach, Bay	2,767
Crawfordville, Wakulla	2,750
Cutler Ridge, Dade	2,749
Lake Worth Beach, Palm Beach	2,727
Key West, Monroe	2,701
Palatka, Putnam	2,624
Casselberry, Seminole	2,580
Bartow, Polk	2,574
Hudson, Pasco	2,559
Dade City, Pasco	2,558
Fernandina Beach, Nassau	2,533
Green Cove Springs, Clay	2,518
Port Richey, Pasco	2,505
North Fort Myers, Lee	2,477
Perry, Taylor	2,413
Oakland Park, Broward	2,398
Ponte Vedra Beach, St. Johns	2,392
Titusville, Brevard	2,377
Lake Mary, Seminole	2,363
Auburndale, Polk	2,363
Winter Springs, Seminole	2,350
Kissimmee, Polk	2,327
Marianna, Jackson	2,305
Lynn Haven, Bay	2,281
Aventura, Dade	2,278
New Smyrna Beach, Volusia	2,277
Lake Wales, Polk	2,244
Merritt Island, Brevard	2,232
Tarpon Springs, Pinellas	2,222
Inverness, Citrus	2,190
Clewiston, Hendry	2,185
Fleming Island, Clay	2,110
Belle Glade, Palm Beach	2,110
Santa Rosa Beach, Walton	2,062
Eustis, Lake	2,056
Royal Palm Beach, Palm Beach	2,036
Wimauma, Hillsborough	2,002
Estero, Lee	1,988
Parkland, Broward	1,985
Defuniak Springs, Walton	1,980
Chipley, Washington	1,978
Cooper City, Broward	1,971
Dunedin, Pinellas	1,936
Loxahatchee, Palm Beach	1,923
Holiday, Pasco	1,863
Starke, Bradford	1,854
Key Biscayne, Dade	1,847
Labelle, Hendry	1,846
Rockledge, Brevard	1,838
Destin, Okaloosa	1,834
Sarasota, Manatee	1,816
Mount Dora, Lake	1,779
Avon Park, Highlands	1,754
Odessa, Hillsborough	1,750

COVID-19: characteristics of 1,774,013 Florida resident cases

Data through Feb 10, 2021 verified as of Feb 11, 2021 at 09:25 AM

Data in this report are provisional and subject to change.

The table below includes the cities and counties of residence for cases in Florida residents based on the patient's ZIP Code. Note that city is not always received as part of the initial notification and may be missing while the case is being investigated.

City and county	Cases
Mulberry, Polk	1,744
Parrish, Manatee	1,731
Palm City, Martin	1,719
Tavares, Lake	1,703
Riviera Beach, Palm Beach	1,668
Seffner, Hillsborough	1,639
Yulee, Nassau	1,638
Summerfield, Marion	1,630
Wauchula, Hardee	1,561
Macclenny, Baker	1,555
Groveland, Lake	1,537
Mayo, Lafayette	1,518
Bonifay, Holmes	1,514
Pinecrest, Dade	1,513
Coconut Grove, Dade	1,512
Maitland, Orange	1,480
Carol City, Dade	1,472
Callahan, Nassau	1,472
Crossings, Dade	1,468
Orange City, Volusia	1,460
Ponte Vedra, St. Johns	1,457
Sebastian, Indian River	1,444
Missing, Dade	1,443
Lithia, Hillsborough	1,439
Crystal River, Citrus	1,388
Homosassa, Citrus	1,368
Lady Lake, Lake	1,367
Palmetto Bay, Dade	1,341
Lake Butler, Union	1,317
Pace, Santa Rosa	1,295
Dania, Broward	1,287
Lake Placid, Highlands	1,283
Atlantic Beach, Duval	1,262
Madison, Madison	1,255
Sun City Center, Hillsborough	1,250
Biscayne Park, Dade	1,242
Gibsonton, Hillsborough	1,238
Florida City, Dade	1,226
Monticello, Jefferson	1,226
Dover, Hillsborough	1,211
Indiantown, Martin	1,198
Oldsmar, Pinellas	1,192
Graceville, Jackson	1,187
Hobe Sound, Martin	1,185
Alachua, Alachua	1,183
Dunnellon, Marion	1,182
Edgewater, Volusia	1,175
Apollo Beach, Hillsborough	1,149
Palm Springs, Palm Beach	1,144
Century, Escambia	1,130
Debary, Volusia	1,118
Bellevue, Marion	1,094
North Palm Beach, Palm Beach	1,068
Newberry, Alachua	1,067
Lantana, Palm Beach	1,059
South Miami, Dade	1,051
Lecanto, Citrus	1,039
Havana, Gadsden	1,039
El Portal, Dade	1,030

COVID-19: characteristics of 1,774,013 Florida resident cases

Data through Feb 10, 2021 verified as of Feb 11, 2021 at 09:25 AM

Data in this report are provisional and subject to change.

The table below includes the cities and counties of residence for cases in Florida residents based on the patient's ZIP Code. Note that city is not always received as part of the initial notification and may be missing while the case is being investigated.

City and county	Cases
Hilliard, Nassau	1,025
Williston, Levy	1,009
Jasper, Hamilton	1,003
Blountstown, Calhoun	999
Beverly Hills, Citrus	968
Freeport, Walton	966
Safety Harbor, Pinellas	964
Jensen Beach, Martin	950
Ellenton, Manatee	947
Satellite Beach, Brevard	941
Sanderson, Baker	916
Wewahitchka, Gulf	906
Wildwood, Sumter	900
Lauderhill, Broward	896
Trenton, Gilchrist	895
Everglades National Park, Dade	891
Keystone Heights, Clay	889
Nokomis, Sarasota	867
Mary Esther, Okaloosa	857
Fellsmere, Indian River	849
Wilton Manors, Broward	847
Englewood, Charlotte	845
Hernando, Citrus	843
Frostproof, Polk	843
Port Saint Joe, Gulf	827
Fisher Island, Dade	826
Bushnell, Sumter	825
Polk City, Polk	820
Coleman, Sumter	818
Moore Haven, Glades	815
Dunnellon, Citrus	813
Key Largo, Monroe	804
Bristol, Liberty	791
Shalimar, Okaloosa	786
Medley, Dade	783
Cross City, Dixie	779
Lauderdale Lakes, Broward	757
Pahokee, Palm Beach	747
South Bay, Palm Beach	741
Marco Island, Collier	725
Glen Saint Mary, Baker	709
Cocoa Beach, Brevard	705
Uleta, Dade	704
Olympia Heights, Dade	703
Chattahoochee, Gadsden	701
High Springs, Alachua	694
Fort Meade, Polk	689
Coral, Dade	679
Minneola, Lake	670
Crescent City, Putnam	667
Englewood, Sarasota	667
Interlachen, Putnam	665
Chiefland, Levy	664
Indialantic, Brevard	663
Sorrento, Lake	660
Miramar Beach, Walton	659
Thonotosassa, Hillsborough	651
Trinity, Pasco	648
Lawtey, Bradford	645

COVID-19: characteristics of 1,774,013 Florida resident cases

Data through Feb 10, 2021 verified as of Feb 11, 2021 at 09:25 AM

Data in this report are provisional and subject to change.

The table below includes the cities and counties of residence for cases in Florida residents based on the patient's ZIP Code. Note that city is not always received as part of the initial notification and may be missing while the case is being investigated.

City and county	Cases
Spring Hill, Pasco	643
Marathon, Monroe	627
Fruitland Park, Lake	626
Bowling Green, Hardee	624
Jacksonville, St. Johns	613
Southwest Ranches, Broward	607
Fort Myers Beach, Lee	597
Lake Alfred, Polk	596
Neptune Beach, Duval	594
Old Town, Dixie	594
Fort White, Columbia	579
Umatilla, Lake	571
West Melbourne, Brevard	562
Baker, Okaloosa	537
Sneads, Jackson	533
Belle Isle, Orange	526
Bronson, Levy	524
Carrabelle, Franklin	519
Clearwater Beach, Pinellas	515
South Daytona, Volusia	514
Silver Springs, Marion	504
Jay, Santa Rosa	502
Palm Beach, Palm Beach	491
Weeki Wachee, Hernando	491
Gulfport, Pinellas	486
Sweetwater, Dade	475
Cottondale, Jackson	463
Hawthorne, Alachua	461
Mascotte, Lake	455
Molino, Escambia	447
Midway, Gadsden	446
Bunnell, Flagler	441
Zolfo Springs, Hardee	439
Citra, Marion	435
Oxford, Sumter	435
East Palatka, Putnam	433
Oakland, Orange	433
Surfside, Dade	430
Florida State University, Leon	429
Rotunda West, Charlotte	427
Melbourne Beach, Brevard	417
Altha, Calhoun	408
Myakka City, Manatee	408
Apalachicola, Franklin	406
Youngstown, Bay	404
Cape Canaveral, Brevard	404
Ocklawaha, Marion	395
Centerville, Leon	393
Tavernier, Monroe	390
Celebration, Osceola	386
Flagler Beach, Flagler	385
Mims, Brevard	384
Branford, Suwannee	380
Dundee, Polk	373
Alva, Lee	373
Indian Harbour Beach, Brevard	373
Bal Harbour, Dade	363
Archer, Alachua	362
Hastings, St. Johns	356

COVID-19: characteristics of 1,774,013 Florida resident cases

Data through Feb 10, 2021 verified as of Feb 11, 2021 at 09:25 AM

Data in this report are provisional and subject to change.

The table below includes the cities and counties of residence for cases in Florida residents based on the patient's ZIP Code. Note that city is not always received as part of the initial notification and may be missing while the case is being investigated.

City and county	Cases
Bell, Gilchrist	353
Raiford, Union	353
Haverhill, Palm Beach	349
De Leon Springs, Volusia	347
Webster, Sumter	338
Eagle Lake, Polk	335
Osprey, Sarasota	335
Grand Ridge, Jackson	327
West Miami, Dade	317
Pierson, Volusia	314
Holly Hill, Volusia	313
Floral City, Citrus	312
Greenville, Madison	309
Malone, Jackson	308
Jennings, Hamilton	306
Lake Park, Palm Beach	304
Vernon, Washington	302
Tequesta, Palm Beach	298
Grand Island, Lake	298
Ave Maria, Collier	295
Satsuma, Putnam	295
Eastpoint, Franklin	293
Chuluota, Seminole	289
Montverde, Lake	287
Westville, Holmes	286
Gotha, Orange	283
Lehigh, Lee	283
Indian Rocks Beach, Pinellas	280
Elkton, St. Johns	277
Laurel Hill, Okaloosa	275
Melrose, Putnam	273
Bryceville, Nassau	273
Reddick, Marion	266
Sebastian, Brevard	264
Alafaya, Orange	262
Greenwood, Jackson	260
Malabar, Brevard	259
Valparaiso, Okaloosa	259
Kenneth City, Pinellas	256
Ponce De Leon, Holmes	252
Winter Park, Seminole	252
San Antonio, Pasco	250
O Brien, Suwannee	245
Fort Mccoy, Marion	245
Belleair, Pinellas	241
Anthony, Marion	238
Lake Panasoffkee, Sumter	238
South Pasadena, Pinellas	231
Geneva, Seminole	224
Sanibel, Lee	223
Edgewood, Orange	223
Morriston, Levy	221
Inlet Beach, Walton	221
Southport, Bay	219
Greenacres, Palm Beach	218
White Springs, Hamilton	213
Fountain, Bay	213
Gretna, Gadsden	213
Lee, Madison	212

COVID-19: characteristics of 1,774,013 Florida resident cases

Data through Feb 10, 2021 verified as of Feb 11, 2021 at 09:25 AM

Data in this report are provisional and subject to change.

The table below includes the cities and counties of residence for cases in Florida residents based on the patient's ZIP Code. Note that city is not always received as part of the initial notification and may be missing while the case is being investigated.

City and county	Cases
Hosford, Liberty	212
Kindred, Osceola	206
Wellborn, Suwannee	202
Weirsdale, Marion	202
Bay Harbor Islands, Dade	196
University Of Central Fl, Orange	195
Hallandale Beach, Broward	194
Mcdavid, Escambia	193
Fern Park, Seminole	192
Longboat Key, Manatee	190
Eglin Air Force Base, Okaloosa	190
Saint James City, Lee	188
Missing, Volusia	188
Mcalpin, Suwannee	185
Azalea Park, Orange	182
Sopchoppy, Wakulla	180
The Villages, Marion	176
Altoona, Lake	176
Holmes Beach, Manatee	175
Lakewood Ranch, Manatee	175
Juno Beach, Palm Beach	173
Holt, Okaloosa	173
Missing, Orange	172
Islamorada, Monroe	172
Astatula, Lake	172
Alford, Jackson	170
Howey-In-The-Hills, Lake	169
Micanopy, Alachua	169
Babson Park, Polk	167
Zellwood, Orange	164
The Villages, Lake	162
Poinciana, Polk	161
Madeira Beach, Pinellas	159
Lauderdale By The Sea, Broward	157
Caryville, Washington	153
University Of Miami, Dade	153
Atlantis, Palm Beach	151
Mangonia Park, Palm Beach	150
Summerland Key, Monroe	148
Center Hill, Sumter	148
Bokeelia, Lee	146
Odessa, Pasco	144
Viera, Brevard	144
Lockhart, Orange	143
Lake Helen, Volusia	143
Pomona Park, Putnam	142
Bay Lake, Orange	140
Clair-Mel City, Hillsborough	139
Oak Hill, Volusia	139
Hiawassee, Orange	138
Rocky Point, Hillsborough	135
Hollister, Putnam	131
Ponce Inlet, Volusia	131
Golden Beach, Dade	131
University Of Fl, Alachua	130
Grant-Valkaria, Brevard	130
Citrus Springs, Citrus	129
Osteen, Volusia	128
Hypoluxo, Palm Beach	128

COVID-19: characteristics of 1,774,013 Florida resident cases

Data through Feb 10, 2021 verified as of Feb 11, 2021 at 09:25 AM

Data in this report are provisional and subject to change.

The table below includes the cities and counties of residence for cases in Florida residents based on the patient's ZIP Code. Note that city is not always received as part of the initial notification and may be missing while the case is being investigated.

City and county	Cases
Carrollwood, Hillsborough	124
Baldwin, Duval	122
Cutler Bay, Dade	121
Apopka, Seminole	121
San Mateo, Putnam	120
Hampton, Bradford	119
Clarksville, Calhoun	118
Matlacha, Lee	116
Lutz, Pasco	116
Sumterville, Sumter	116
Cloud Lake, Palm Beach	114
Steinhatchee, Taylor	112
Paisley, Lake	112
Inglis, Levy	111
Placida, Charlotte	110
Big Pine Key, Monroe	110
Kendall, Dade	110
Lake Hamilton, Polk	109
Christmas, Orange	107
Lady Lake, Sumter	106
Panacea, Wakulla	102
Buena Ventura Lakes, Osceola	100
Callaway, Bay	98
Lamont, Jefferson	98
South Fort Myers, Lee	97
Belleair Beach, Pinellas	97
Seville, Volusia	97
Temple Terrace, Hillsborough	96
Dinsmore, Duval	95
Canal Point, Palm Beach	94
Hurlburt Field, Okaloosa	93
Florahome, Putnam	92
Brooker, Bradford	91
University Of Central Florida, Orange	91
Harmony, Osceola	91
Waldo, Alachua	90
Tierra Verde, Pinellas	89
Astor, Lake	88
Bascom, Jackson	87
West Park, Broward	86
Lighthouse Point, Broward	86
Barefoot Bay, Brevard	84
Tyndall Air Force Base, Bay	84
Pinetta, Madison	82
Fruit Cove, St. Johns	82
Barry University, Dade	82
Maitland, Seminole	81
Cedar Key, Levy	80
Lorida, Highlands	79
University Of South Florida, Hillsborough	78
F M, Lee	78
Missing, Lee	77
Crystal Beach, Pinellas	77
Bradenton Beach, Manatee	75
Missing, St. Johns	74
Kathleen, Polk	73
Ocean Ridge, Palm Beach	73
Palma Ceia, Hillsborough	73
Avon Park, Polk	72

COVID-19: characteristics of 1,774,013 Florida resident cases

Data through Feb 10, 2021 verified as of Feb 11, 2021 at 09:25 AM

Data in this report are provisional and subject to change.

The table below includes the cities and counties of residence for cases in Florida residents based on the patient's ZIP Code. Note that city is not always received as part of the initial notification and may be missing while the case is being investigated.

City and county	Cases
Welaka, Putnam	72
Dania Beach, Broward	71
Sunny Isles Beach, Dade	70
Campbellton, Jackson	70
Patrick Air Force Base, Brevard	70
Ochopee, Collier	69
Saint Leo, Pasco	69
City Of Sunrise, Broward	68
Eatonville, Orange	68
Saint Pete Beach, Pinellas	68
Air Mail Facility, Dade	67
Fort Denaud, Hendry	67
Yalaha, Lake	64
Boca Grande, Lee	63
North Venice, Sarasota	63
Princeton, Dade	62
Greensboro, Gadsden	62
Stock Island, Monroe	62
Missing, Marion	60
Florida Gulf Coast Univ, Lee	60
Reunion, Osceola	59
Bonita Beach, Lee	58
Destin, Walton	57
Georgetown, Putnam	57
Orlando, Seminole	56
Bellview, Escambia	56
Mexico Beach, Bay	55
Cudjoe Key, Monroe	54
Anna Maria, Manatee	53
Missing, St. Lucie	52
Missing, Santa Rosa	52
Orlando, Dade	52
Lake Suzy, Desoto	51
Miami, Unknown	51
North Redington Beach, Pinellas	51
Micco, Brevard	50
Northdale, Hillsborough	50
Heathrow, Seminole	50
Treasure Island, Pinellas	50
Walnut Hill, Escambia	49
Ona, Hardee	49
Singer Island, Palm Beach	48
Felda, Hendry	47
Palm Beach Shores, Palm Beach	47
Aloma, Orange	47
Salt Springs, Marion	47
Cinco Bayou, Okaloosa	46
Miami Springs, Dade	46
Town N Country, Hillsborough	45
Okahumpka, Lake	44
Miromar Lakes, Lee	44
Terra Ceia, Manatee	44
Orlando, Osceola	44
Highland City, Polk	43
Enterprise, Volusia	43
Missing, Duval	43
Sewalls Point, Martin	42
Florence Villa, Polk	41
University Of Tampa, Hillsborough	41

COVID-19: characteristics of 1,774,013 Florida resident cases

Data through Feb 10, 2021 verified as of Feb 11, 2021 at 09:25 AM

Data in this report are provisional and subject to change.

The table below includes the cities and counties of residence for cases in Florida residents based on the patient's ZIP Code. Note that city is not always received as part of the initial notification and may be missing while the case is being investigated.

City and county	Cases
Saint Johns, Duval	40
Missing, Pasco	40
Village Of Wellington, Palm Beach	40
Intercession City, Osceola	40
Duette, Manatee	40
Ebro, Washington	39
Waverly, Polk	39
Manalapan, Palm Beach	39
Key Colony Beach, Monroe	39
Orlando, Broward	39
Gulf Breeze, Escambia	38
Eaton Park, Polk	38
Orlando, Volusia	37
Bayonet Point, Pasco	37
Ponte Vedra, Duval	37
Florida International Univ, Dade	36
Missing, Lake	36
Orlando, Polk	36
Village Wellington, Palm Beach	35
Kenansville, Osceola	35
Florida A And M University, Leon	35
Green Acres, Palm Beach	35
Missing, Pinellas	35
Flemington, Marion	34
Highland Beach, Palm Beach	34
Naranja, Dade	34
Pasadena, Pinellas	33
Dowling Park, Suwannee	32
Lacoochee, Pasco	32
Missing, Palm Beach	32
Cortez, Manatee	32
Hialeah Gardens, Dade	32
Bay Pines, Pinellas	31
Palm Shores, Brevard	31
Bagdad, Santa Rosa	31
Lulu, Columbia	31
Eloise, Polk	30
Miami Shores, Dade	30
Tice, Lee	29
Bonita Springs, Collier	29
Homeland, Polk	29
Orlando, Hillsborough	29
Penney Farms, Clay	28
Jupiter, Martin	28
Hallandle Beach, Broward	28
Pensacola Beach, Santa Rosa	27
Florida State, Leon	27
Caryville, Holmes	27
Mcintosh, Marion	27
Univ Of FI Student Dorms, Alachua	27
Nocatee, Desoto	27
Stetson University, Volusia	27
Homosassa Springs, Citrus	26
Saint Marks, Wakulla	26
City Of Westlake, Palm Beach	26
Horseshoe Beach, Dixie	26
Lealman, Pinellas	26
Kinard, Calhoun	26
North Bay Village, Dade	25

COVID-19: characteristics of 1,774,013 Florida resident cases

Data through Feb 10, 2021 verified as of Feb 11, 2021 at 09:25 AM

Data in this report are provisional and subject to change.

The table below includes the cities and counties of residence for cases in Florida residents based on the patient's ZIP Code. Note that city is not always received as part of the initial notification and may be missing while the case is being investigated.

City and county	Cases
Siesta Key, Sarasota	25
Tangerine, Orange	25
South Miami Heights, Dade	25
Chokoloskee, Collier	25
Missing, Hillsborough	25
Palmdale, Glades	25
South Palm Beach, Palm Beach	25
Miami, Broward	25
Missing, Monroe	25
Santa Fe, Alachua	24
Lakeshore, Polk	24
Earleton, Alachua	24
Poinciana, Osceola	24
Labelle, Glades	24
Bayshore Gardens, Manatee	24
Davenport, Osceola	23
Bonaventure, Broward	23
Indian Lake Estates, Polk	23
New Smyrna, Volusia	23
Missing, Escambia	23
Goulds, Dade	23
Fort Lauderdale, Dade	23
Venus, Highlands	23
Tioga, Alachua	22
Balm, Hillsborough	22
Westchase, Hillsborough	22
Florida Dept Of Corrections, Union	22
Alturas, Polk	22
Yankeetown, Levy	22
Pine Hills, Orange	22
La Crosse, Alachua	22
Bradley, Polk	22
Ridge Manor, Pasco	22
Hawthorne, Putnam	21
Kissimmee, Orange	21
Wausau, Washington	21
Bonifay, Washington	21
Bostwick, Putnam	21
Long Key, Monroe	21
Sparr, Marion	21
Perdido Key, Escambia	21
Wabasso, Indian River	20
Orange Lake, Marion	20
Sydney, Hillsborough	20
Citrus Ridge, Indian River	20
Loughman, Polk	20
Paxton, Walton	20
Plymouth, Orange	19
Crystal Springs, Pasco	19
Everglades City, Collier	19
Mango, Hillsborough	19
Little Torch Key, Monroe	19
Laud-By-The-Sea, Broward	19
Branford, Lafayette	19
Pine Castle, Orange	19
Missing, Seminole	19
Babcock Ranch, Lee	19
Mexico Beach, Gulf	19
Sun City, Hillsborough	19

COVID-19: characteristics of 1,774,013 Florida resident cases

Data through Feb 10, 2021 verified as of Feb 11, 2021 at 09:25 AM

Data in this report are provisional and subject to change.

The table below includes the cities and counties of residence for cases in Florida residents based on the patient's ZIP Code. Note that city is not always received as part of the initial notification and may be missing while the case is being investigated.

City and county	Cases
Sugarloaf Key, Monroe	18
Florida International University, Dade	18
Missing, Manatee	18
Indian River Shores, Indian River	18
Missing, Citrus	18
Lowell, Marion	18
Archer, Levy	18
Wekiva Springs, Seminole	18
Hollywood, Dade	18
Parker, Bay	18
Pembroke Park, Broward	18
Orlando, Palm Beach	18
Fort Ogden, Desoto	18
Graceville, Holmes	17
Candler, Marion	17
Nalcrest, Polk	17
Maxville, Duval	17
Nichols, Polk	17
Goodland, Collier	17
Gulf Hammock, Levy	16
Jacksonville, Unknown	16
West Panama City Beach, Bay	16
Jensen Beach, St. Lucie	16
Champions Gate, Polk	16
Orlando, Pinellas	16
Woodville, Leon	15
Lake City, Suwannee	15
Redington Shores, Pinellas	15
Missing, Collier	15
Golden Oak, Orange	15
Hernando Beach, Hernando	15
Shady Hills, Pasco	15
Tallevast, Manatee	15
Webster, Hernando	15
Gulf Stream, Palm Beach	15
Union Park, Orange	14
Village Of Palmetto Bay, Dade	14
Mount Dora, Orange	14
Missing, Alachua	14
Lakewood Ranch, Sarasota	14
Copeland, Collier	14
High Springs, Gilchrist	14
Hutchinson Island, St. Lucie	14
White Springs, Columbia	14
Lake Buena Vista, Orange	14
Winter Garden, Lake	14
Wewahitchka, Calhoun	14
Murdock, Charlotte	14
Forest City, Orange	14
Westlake, Palm Beach	14
Orlando, Brevard	13
Otter Creek, Levy	13
Saint George Island, Franklin	13
Trilby, Pasco	13
Hialeah, Unknown	13
Buckingham, Lee	13
Watersound, Walton	13
Missing, Indian River	13
Belleair Bluffs, Pinellas	13

COVID-19: characteristics of 1,774,013 Florida resident cases

Data through Feb 10, 2021 verified as of Feb 11, 2021 at 09:25 AM

Data in this report are provisional and subject to change.

The table below includes the cities and counties of residence for cases in Florida residents based on the patient's ZIP Code. Note that city is not always received as part of the initial notification and may be missing while the case is being investigated.

City and county	Cases
Trenton, Levy	13
Orlando, Lake	13
Laurel Hill, Walton	13
Suwannee, Dixie	13
Graham, Bradford	12
Braden River, Manatee	12
Roseland, Indian River	12
Pensacola Beach, Escambia	12
Kingsley Lake, Bradford	12
Gonzalez, Escambia	12
Orlando, Unknown	12
Saint Lucie West, St. Lucie	12
Choctaw Beach, Okaloosa	12
Brooksville, Pasco	12
Lake Monroe, Seminole	12
Fort Charlotte, Charlotte	12
Daytona Beach Shores, Volusia	12
Unknown, Dade	11
Missing, Brevard	11
Long Boat Key, Manatee	11
Ramrod Key, Monroe	11
Johns Pass Village, Pinellas	11
Rosemary Beach, Walton	11
Orlando, Leon	11
Wahneta, Polk	11
Durant, Hillsborough	11
Holder, Citrus	11
Mount Plymouth, Lake	11
Passport, Unknown	10
Seacrest, Walton	10
Greenville, Taylor	10
Hillsboro Beach, Broward	10
Leisure City, Dade	10
Orlando, Duval	10
Ozona, Pinellas	10
Missing, Nassau	10
Indian Creek Village, Dade	10
Naples, Lee	10
Steinhatchee, Dixie	10
Missing, Broward	10
Deerfield Beach, Palm Beach	10
Telogia, Liberty	10
Alys Beach, Bay	10
Cottondale, Washington	9
Redington Beach, Pinellas	9
Sea Ranch Lakes, Broward	9
Palma Sola, Manatee	9
Eau Gallie, Brevard	9
Missing, Polk	9
Lake Como, Putnam	9
University Park, Manatee	9
Grandin, Putnam	9
Beverly Beach, Flagler	9
Rubonia, Manatee	9
Los Angeles, Dade	9
Lamont, Madison	9
Lloyd, Jefferson	9
Cypress, Jackson	9
Forest City, Seminole	9

COVID-19: characteristics of 1,774,013 Florida resident cases

Data through Feb 10, 2021 verified as of Feb 11, 2021 at 09:25 AM

Data in this report are provisional and subject to change.

The table below includes the cities and counties of residence for cases in Florida residents based on the patient's ZIP Code. Note that city is not always received as part of the initial notification and may be missing while the case is being investigated.

City and county	Cases
Perrine, Dade	9
Saint Augustine, Duval	9
West Delray Beach, Palm Beach	9
Grant Valkaria, Brevard	9
Dade City, Hernando	9
Briny Breezes, Palm Beach	9
Citrus Hills, Citrus	9
Fanning Springs, Gilchrist	9
Elfers, Pasco	8
Virginia Gardens, Dade	8
Salem, Taylor	8
Missing, Unknown	8
Nobleton, Hernando	8
Haines Creek, Lake	8
Florida State Univ Admin, Leon	8
Seybold, Dade	8
Fairfield, Marion	8
Ferndale, Lake	8
Fort Walton Beach, Unknown	8
Captiva, Lee	8
Cross Creek, Alachua	8
Goldenrod, Seminole	8
Ponce De Leon, Walton	8
Deer Island, Lake	8
Gibsonia, Polk	8
Jerome, Collier	8
Innovation, Pasco	7
East Lake, Marion	7
Barberville, Volusia	7
Wildlight, Nassau	7
Fort Lauderdale, Unknown	7
Missing, Okaloosa	7
Saint Augustine Beach, St. Johns	7
Putnam Hall, Putnam	7
Palm City, St. Lucie	7
Orlando, Alachua	7
Niceville, Walton	7
Aripeka, Pasco	7
Maitland, Volusia	7
Pine Ridge, Citrus	7
Switzerland, St. Johns	7
Keystone Heights, Bradford	7
Orlando, Pasco	7
Umatilla, Marion	7
University Of Central FI, Hillsborough	7
Longboat Key, Sarasota	7
Babcock Ranch, Charlotte	7
Orange Park, Duval	7
Port Saint John, Brevard	7
Basinger, Okeechobee	7
Orange Springs, Marion	7
Fernandina, Nassau	7
Evinston, Alachua	7
Missing, Putnam	7
Missing, Martin	6
Maitland, Osceola	6
Inglis, Citrus	6
Day, Lafayette	6
Bradenton, Sarasota	6

COVID-19: characteristics of 1,774,013 Florida resident cases

Data through Feb 10, 2021 verified as of Feb 11, 2021 at 09:25 AM

Data in this report are provisional and subject to change.

The table below includes the cities and counties of residence for cases in Florida residents based on the patient's ZIP Code. Note that city is not always received as part of the initial notification and may be missing while the case is being investigated.

City and county	Cases
Lake Butler, Bradford	6
Missing, Flagler	6
Mayport Naval Station, Duval	6
Duck Key, Monroe	6
Glenwood, Volusia	6
Orchid, Indian River	6
Miccosukee, Leon	6
Pensacola, Unknown	6
Sunny Hills, Washington	6
Orlando, Flagler	6
Orlando, Marion	6
White City, Gulf	6
Worthington Springs, Union	6
Holt, Santa Rosa	6
Punta Gorda, Lee	6
Quail Heights, Dade	6
River Ranch, Polk	6
Valkaria, Brevard	6
Indian Shores, Pinellas	6
Labelle, Lee	6
Missing, Clay	6
Missing, Sarasota	6
Missing, Taylor	6
Missing, Walton	6
Coco River, Collier	6
Grove City, Charlotte	6
Maitland, Hillsborough	6
Winter Park, Polk	6
Winderemere, Orange	6
Westchester, Dade	5
Port Salerno, Martin	5
Hialeah, Broward	5
Ebro, Bay	5
Eglin, Okaloosa	5
Bruce, Holmes	5
Scottsmoor, Brevard	5
Miami, Palm Beach	5
Stuart, St. Lucie	5
Pass, Unknown	5
Inlet Beach, Bay	5
Milton, Escambia	5
Missing, Leon	5
Shady Grove, Taylor	5
Ybor City, Hillsborough	5
Boca Raton, Broward	5
Bayou George, Bay	5
Miami Gardens, Unknown	5
Miramar, Dade	5
Morriston, Marion	5
Kissimmee, Unknown	5
Jacksonville Naval Air Station, Duval	5
Fort Lauderdale, Palm Beach	5
Pompano Beach, Unknown	5
PSI, Unknown	5
Miami Beach, Unknown	5
Missing, Bay	5
Anastasia Island, St. Johns	5
Fort Lauderdale, Lee	5
University Of Central FI, Martin	5

COVID-19: characteristics of 1,774,013 Florida resident cases

Data through Feb 10, 2021 verified as of Feb 11, 2021 at 09:25 AM

Data in this report are provisional and subject to change.

The table below includes the cities and counties of residence for cases in Florida residents based on the patient's ZIP Code. Note that city is not always received as part of the initial notification and may be missing while the case is being investigated.

City and county	Cases
Williston, Marion	5
Ocoee, Lake	5
Okeechobee, Martin	5
N/A, Unknown	5
Orlando, Manatee	5
Pompano Beach, Palm Beach	4
Oneco, Manatee	4
Wakulla Springs, Wakulla	4
Weirsdale, Lake	4
Bowling Green, Polk	4
Cypress Gardens, Polk	4
International Service Center, Dade	4
Indian Rock Beach, Pinellas	4
Hollywood, Unknown	4
Seacrest, Bay	4
Point Washington, Walton	4
Pompano Beach, Dade	4
East Rockland Key, Monroe	4
El Jobean, Charlotte	4
Bella Collina, Lake	4
Alys Beach, Walton	4
Naples, Unknown	4
Hinsdale, Manatee	4
Orlando, Lee	4
San Carlos Park, Lee	4
Newberry, Gilchrist	4
Okeechobee, Osceola	4
Boynton Beach, Broward	4
Branford, Gilchrist	4
Conch Key, Monroe	4
Clewiston, Palm Beach	4
Clarcona, Orange	4
Lazy Lake, Broward	4
Lamont, Taylor	4
Sugarloaf, Monroe	4
Oklawaha, Marion	4
Mayport, Duval	4
Greenville, Jefferson	4
Deland, Lake	4
Port Charlotte, Unknown	4
Okeechobee, Glades	4
West Bradenton, Manatee	4
Loxahatchee Groves, Palm Beach	4
Live Oak, Madison	4
Lake Geneva, Clay	4
Pensacola, Santa Rosa	4
Glen Ridge, Palm Beach	4
Coconut Creek, Palm Beach	4
Highland Park, Polk	4
Melrose, Bradford	4
Margate, Unknown	4
Mid Florida, Seminole	4
Ocean Breeze, Martin	4
Pass, Dade	3
Vero Beach, Brevard	3
Los Angeles, Broward	3
Lake Worth, Broward	3
Jacksonville, Dade	3
Brewton, Escambia	3

COVID-19: characteristics of 1,774,013 Florida resident cases

Data through Feb 10, 2021 verified as of Feb 11, 2021 at 09:25 AM

Data in this report are provisional and subject to change.

The table below includes the cities and counties of residence for cases in Florida residents based on the patient's ZIP Code. Note that city is not always received as part of the initial notification and may be missing while the case is being investigated.

City and county	Cases
Apopka, Broward	3
Lanark Village, Franklin	3
Lake Harbor, Palm Beach	3
Maitland, Polk	3
Missing, Highlands	3
Orem, Palm Beach	3
Pp, Dade	3
Pp, Unknown	3
Woodside, Broward	3
Lake City, Duval	3
Lakeland, Hillsborough	3
Immokalee, Lee	3
Lynbrook, Broward	3
Miami, Orange	3
Miami Gardens, Broward	3
Fort Myers, Unknown	3
Hallandale Beach, Unknown	3
Blountstown, Liberty	3
Wildwood, Marion	3
Village Of Golf, Palm Beach	3
Port Saint Lucie, Martin	3
Palm Coast, Volusia	3
Saint Augusaintine Beach, St. Johns	3
Saint Petersburg, Hillsborough	3
Clermont, Orange	3
Jacksonville, Clay	3
Ludlam, Dade	3
Laurel, Sarasota	3
Pineland, Lee	3
Tarpon Springs, Pasco	3
Tampa Palms, Hillsborough	3
Tampa, Pinellas	3
Winter Garden, Seminole	3
Milligan, Okaloosa	3
Westville, Walton	3
Land O Lakes, Hillsborough	3
Lady Lake, Marion	3
Jacksonville , Duval	3
Bay Harbor Islands, Unknown	3
Ft Pierce, St. Lucie	3
Cape Haze, Charlotte	3
Coraopolis, Citrus	3
Chicago, Lee	3
Bristol, Calhoun	3
North Fort Myers, Charlotte	3
Missing, Sumter	3
Jacksonville, Alachua	3
Stuart, Palm Beach	3
Sorrento, Orange	3
Jonesville, Alachua	3
Julington Creek, St. Johns	3
Jupiter Island, Martin	3
Mims, Volusia	3
Miramar, Unknown	3
Marco Island, Lee	3
Alford, Washington	3
Altamonte Springs, Orange	3
Pembroke Pines, Unknown	3
Ocean Reef Club, Monroe	3

COVID-19: characteristics of 1,774,013 Florida resident cases

Data through Feb 10, 2021 verified as of Feb 11, 2021 at 09:25 AM

Data in this report are provisional and subject to change.

The table below includes the cities and counties of residence for cases in Florida residents based on the patient's ZIP Code. Note that city is not always received as part of the initial notification and may be missing while the case is being investigated.

City and county	Cases
Vero Beach, St. Lucie	3
Sandestin, Walton	3
Island Grove, Alachua	3
Green Cove Springs, Duval	3
Fpo, Duval	3
Cape San Blas, Gulf	3
Crestview, Walton	3
Fernandina Beach, Duval	3
Apopka, Lake	3
Vernon, Bay	3
Mayport Naval Housing, Duval	3
Monticello, Madison	3
Samoset, Manatee	3
San Fernando, Unknown	3
Sarasota, Unknown	2
Port Canaveral, Brevard	2
Plantation Key, Monroe	2
Orlando, St. Lucie	2
Oakland Park, Unknown	2
Orlando, Collier	2
Seguin, Unknown	2
Sunrise, Unknown	2
Tampa, Broward	2
Tarpon Springs, Hillsborough	2
Callahan, Duval	2
Cross Key, Monroe	2
Cibolo, Orange	2
Claysville, Hernando	2
Dade City, Unknown	2
Crescent Beach, Sarasota	2
Defuniak Springs, Okaloosa	2
Defuniak Springs, Unknown	2
Marysville, Dade	2
Venice, Dade	2
West Palm Beach, Unknown	2
Windermere, Hillsborough	2
Winter Park, Volusia	2
Winter Springs, Orange	2
Okeechobee, Highlands	2
Orlando, Escambia	2
Port Charlotte, Lee	2
Port St. Lucie, St. Lucie	2
Sand Lake, Orange	2
University Of Central Fl, Seminole	2
Union, Manatee	2
Bonnie, Dade	2
Eatonville, Polk	2
Delray Beach, Broward	2
Fort Pierce, Brevard	2
High Springs, Columbia	2
Graceville, Unknown	2
Miami, Martin	2
Long Beach, Orange	2
New Port Richey, Hillsborough	2
Longwood, Unknown	2
Labelle, Collier	2
Jena, Taylor	2
Lauderhill, Unknown	2
Summerfield, Unknown	2

COVID-19: characteristics of 1,774,013 Florida resident cases

Data through Feb 10, 2021 verified as of Feb 11, 2021 at 09:25 AM

Data in this report are provisional and subject to change.

The table below includes the cities and counties of residence for cases in Florida residents based on the patient's ZIP Code. Note that city is not always received as part of the initial notification and may be missing while the case is being investigated.

City and county	Cases
Tampa, Hernando	2
Sebring, Desoto	2
Sharpes, Brevard	2
Saint Lucie Village, St. Lucie	2
Ormond Beach, Flagler	2
Panama City, Unknown	2
Pembroke Pines, Dade	2
Vero Beach, Unknown	2
Wauchula, Desoto	2
Yeehaw, Okeechobee	2
Marina Del Rey, Broward	2
Melrose, Clay	2
Mesa, Unknown	2
Longview, Dade	2
Missing, Osceola	2
Noma, Holmes	2
Jacksonville Naval Hospital, Duval	2
Jacksonville, Nassau	2
Hosford, Calhoun	2
Aventura, Broward	2
000000, Unknown	2
Champions Gate, Osceola	2
Fisher Island, Unknown	2
Fort Lauderdale, Alachua	2
Deerfield Beach, Unknown	2
Doral, Unknown	2
Brooklyn, Broward	2
Cross City, Taylor	2
Carl Fisher, Dade	2
Jupiter, Dade	2
Homeless, Hillsborough	2
Lakeland, Unknown	2
Micanopy, Marion	2
Windermere, Lake	2
Wacissa, Jefferson	2
Sutton, Pasco	2
Tampa, Unknown	2
Red Bay, Holmes	2
Saint Marys, Nassau	2
Port Saint Lucie, Palm Beach	2
Winter Park, Leon	2
Weston, Dade	2
West Palm Beach, Dade	2
Palm Springs North, Dade	2
Orlando, Santa Rosa	2
Orlando, Charlotte	2
Olustee, Baker	2
Lecanto, Marion	2
Maitland, Leon	2
Missing, Hernando	2
Miami Shores, Broward	2
Fort Myers, Collier	2
Fort Pierce, Martin	2
Lake Helen, Orange	2
Clermont, Polk	2
Doctors Inlet, Clay	2
Bonifay, Jackson	2
Bonnie, Sarasota	2
Bronx, Seminole	2

COVID-19: characteristics of 1,774,013 Florida resident cases

Data through Feb 10, 2021 verified as of Feb 11, 2021 at 09:25 AM

Data in this report are provisional and subject to change.

The table below includes the cities and counties of residence for cases in Florida residents based on the patient's ZIP Code. Note that city is not always received as part of the initial notification and may be missing while the case is being investigated.

City and county	Cases
None, Dade	2
Mount Pleasant, Gadsden	2
Navarre, Okaloosa	2
Upper Key Largo, Monroe	2
University Of Central Florida, Brevard	2
Seven Springs, Pasco	2
West Villages, Sarasota	2
Zellwood, Lake	2
Blountstown, Jackson	2
Alligator Point, Franklin	2
Coconut Creek, Unknown	2
Bradington, Manatee	2
Hallandale Beach, Dade	2
Crawfordville, Leon	2
Eatonville, Lake	2
Lutz, Pinellas	2
Los Angeles, Okaloosa	2
Lawtey, Union	2
Wekiwa Springs, Seminole	2
Wimauma, Manatee	2
Provo, Broward	2
Portland, Unknown	2
Moore Haven, Hendry	2
University Of Central Florida, Palm Beach	2
University Of Central Florida, Pinellas	2
Sumatra, Liberty	2
Naples, Broward	2
Maitland, Lake	2
Hialeah Lakes, Dade	2
Hialeah, Orange	2
Cassadaga, Volusia	2
Fort Walton Beach, Walton	2
Dunnellon, Levy	2
Madison, Unknown	2
Maitland, Pasco	2
Chipley, Jackson	2
Amelia City, Nassau	2
Apopka, Unknown	2
Alligator Point, Wakulla	2
Florida Power & Light Co, Dade	2
University Of Central Florida, Broward	2
Orlando, Okaloosa	2
Miamt, Dade	2
Ocala, Unknown	2
Saint Teresa, Wakulla	2
San Antonio, Dade	1
San Diego, Unknown	1
Sanford, Palm Beach	1
Russellville, Hillsborough	1
Saint Augustine, Okaloosa	1
Tampa, Escambia	1
Tampa, Manatee	1
Tangerine, Lake	1
Steinhatchee, Alachua	1
Porter Ranch, Dade	1
Raiford, Bradford	1
Republic, Monroe	1
Ridge Manor Estates, Sumter	1
Ridgewood, Broward	1

COVID-19: characteristics of 1,774,013 Florida resident cases

Data through Feb 10, 2021 verified as of Feb 11, 2021 at 09:25 AM

Data in this report are provisional and subject to change.

The table below includes the cities and counties of residence for cases in Florida residents based on the patient's ZIP Code. Note that city is not always received as part of the initial notification and may be missing while the case is being investigated.

City and county	Cases
Riverview, Manatee	1
Roseland, Palm Beach	1
Ponte Vedra Beach, Orange	1
Port Orange , Volusia	1
Port Saint Lucie, Indian River	1
Plant City, Unknown	1
Pompano Beach, Alachua	1
Middleburg, Duval	1
Midland, Osceola	1
Miami, Charlotte	1
Miamii, Dade	1
Missing, Wakulla	1
N/A, Duval	1
Naples, Alachua	1
Palm City, Unknown	1
Oviedo, Leon	1
Ocean City, Broward	1
Old Town, Gilchrist	1
Opa Locka, Polk	1
Orem, Sarasota	1
Orem, Unknown	1
University Of Central Florida, Hillsborough	1
University Of Central Fl, Pasco	1
Village Of Palm Springs, Palm Beach	1
Virginia Beach, Alachua	1
Webster, Pasco	1
Union City, Bradford	1
Sebastian, Lake	1
Westerville, Hillsborough	1
Wilbur By The Sea, Volusia	1
Willowbrook, Lee	1
Winston Salem, Unknown	1
Winter Garden, Hillsborough	1
Wilton Manors, Dade	1
Woodland Hills, Brevard	1
Yulee, Duval	1
Fort Denaud, Glades	1
Everett, Dade	1
Fl State Lot, Leon	1
El Paso, Unknown	1
Eatonville, Seminole	1
Colorado Springs, Unknown	1
Conifer, Lee	1
Destin, Unknown	1
Diamond, Highlands	1
Daniel Island, Bay	1
Altamonte, Orange	1
Alva, Collier	1
333, Unknown	1
Allentown, Putnam	1
Apple Creek, Citrus	1
Amelia Village, Nassau	1
Barefoot Beach, Lee	1
Azalea Park, Osceola	1
Avon, Manatee	1
Aventura, Osceola	1
Chipley, Holmes	1
Chattanooga, Dade	1
Chickasha, Sarasota	1

COVID-19: characteristics of 1,774,013 Florida resident cases

Data through Feb 10, 2021 verified as of Feb 11, 2021 at 09:25 AM

Data in this report are provisional and subject to change.

The table below includes the cities and counties of residence for cases in Florida residents based on the patient's ZIP Code. Note that city is not always received as part of the initial notification and may be missing while the case is being investigated.

City and county	Cases
Boston, Dade	1
Bryn Mawr, Palm Beach	1
Burkeville, Brevard	1
Camden Wyoming, Duval	1
Bear Grass, Palm Beach	1
Mary Esther, Escambia	1
Miami Garden, Unknown	1
Longwood, Orange	1
Lauderdale Hill, Unknown	1
Lehigh Cares, Lee	1
Live Oak, Columbia	1
Loganville, Orange	1
Lake Mary, Lake	1
Knoxville, Escambia	1
Jeffersonville, Broward	1
Hickory, Lee	1
Hilliard, Unknown	1
Homeless, Dade	1
Homer, Escambia	1
Hallandate Ben, Unknown	1
Havana, Leon	1
Fortlauderdale, Unknown	1
Fortwalton Beach, Okaloosa	1
Ft Pierce, Unknown	1
Garland, Orange	1
Downers Grove, St. Lucie	1
Duke Field Air Force Station, Okaloosa	1
Export, Palm Beach	1
Fdsf, Unknown	1
Felda, Palm Beach	1
Flagler Beach, Volusia	1
Flomaton, Escambia	1
Flora, Lee	1
Fresno, Pasco	1
Fort Myers, Lake	1
Green, Clay	1
Greensburg, Orange	1
Greenville, Monroe	1
Gulf Shores, Escambia	1
Fruitland Park, Sumter	1
Fwb, Unknown	1
Gainesville, Marion	1
Gastonia, Polk	1
Clearwater, Highlands	1
Clermont, Unknown	1
Columbia, Orange	1
Coral Gables, Unknown	1
Coral Springs, Unknown	1
Cornelius, Leon	1
Crestview, Dade	1
Dade City, Polk	1
Dania, Unknown	1
Darien, Pasco	1
Arcadia, Charlotte	1
Aspen, Palm Beach	1
Atlanta, Broward	1
Aurburndale, Polk	1
Aventura, Unknown	1
Azalea Park, Sarasota	1

COVID-19: characteristics of 1,774,013 Florida resident cases

Data through Feb 10, 2021 verified as of Feb 11, 2021 at 09:25 AM

Data in this report are provisional and subject to change.

The table below includes the cities and counties of residence for cases in Florida residents based on the patient's ZIP Code. Note that city is not always received as part of the initial notification and may be missing while the case is being investigated.

City and county	Cases
Bartow, Unknown	1
Boca Rotan, Unknown	1
Alpharetta, Alachua	1
Apalachicola, Leon	1
Brooksville, Columbia	1
Bryn Mawr, Collier	1
Canfield, Duval	1
Hilliard, Dade	1
Hollywood, Leon	1
Holt, Unknown	1
Homestead, Monroe	1
Humble, Broward	1
Havanna, Gadsden	1
Lake City, Volusia	1
Jan Phyl Village, Polk	1
Killarney, Orange	1
Knoxville, Duval	1
Maitland, Unknown	1
Melbourne, Orange	1
Metter, Volusia	1
Miami Beach, Palm Beach	1
Miami Granders, Dade	1
Lakeland, Pasco	1
Lakewood, Unknown	1
Los Angeles, Polk	1
Naugatuck, Lee	1
Myakka, Duval	1
North Little Rock, Palm Beach	1
New Vernon, Sarasota	1
New York, Broward	1
Northville, Broward	1
Ocala, Indian River	1
Ocoee, Broward	1
Orlando, Orange	1
Ocoee, Polk	1
Monessen, Palm Beach	1
Missing, Columbia	1
Missing, Baker	1
Middleburg, Unknown	1
Minneapolis, Broward	1
Sumter Ville, Unknown	1
Tallahassee, Escambia	1
Telluride, Lee	1
Tinley Park, Lee	1
University Of Central FI, Dade	1
Stockbridge, Leon	1
Sullivans Island, Dade	1
Tampa, Dade	1
Tampa, Jackson	1
Tampa, Lee	1
Saint Petersburg, Dade	1
San Juan, Osceola	1
San Pedro Sula, Dade	1
Sandy, Duval	1
South Otsellic, Dade	1
Sevierville, Dade	1
Southampton, Palm Beach	1
Springhill, Unknown	1
Opa Locka, Unknown	1

COVID-19: characteristics of 1,774,013 Florida resident cases

Data through Feb 10, 2021 verified as of Feb 11, 2021 at 09:25 AM

Data in this report are provisional and subject to change.

The table below includes the cities and counties of residence for cases in Florida residents based on the patient's ZIP Code. Note that city is not always received as part of the initial notification and may be missing while the case is being investigated.

City and county	Cases
Orem, Nassau	1
Orlando, Highlands	1
Pound Ridge, Leon	1
Richmond Heights, Dade	1
Riverview, Pinellas	1
Rochester, Lee	1
Rosemary Beach, Bay	1
Saint Cloud, Orange	1
Ponce, Orange	1
Port Charlotte Fl, Unknown	1
Plant City, Hendry	1
Plant City, Pinellas	1
Plantation, Unknown	1
Windermere, Polk	1
Winter Park, Lake	1
Wayne, Dade	1
West Simsbury, Collier	1
Lehigh Acres, Dade	1
Lewisburg, Pasco	1
Largo, Unknown	1
Littleton, Dade	1
Lake City, Hamilton	1
La Grange, Dade	1
Homosassa, Hernando	1
Homeless, Polk	1
Jerusalem, St. Johns	1
Louisville, Manatee	1
Los Angeles Ca, Unknown	1
Macdill Air Force Base, Hillsborough	1
Margate, Dade	1
Marshall, Dade	1
Mary Esther, Unknown	1
Miami Lakes, Unknown	1
Miami, Hillsborough	1
Miami, Manatee	1
Miami Beach, Broward	1
Middlesburg, Duval	1
Davenport, Orange	1
Daytona Beach, Unknown	1
Deland, St. Lucie	1
Deltona, Orange	1
Foley, Escambia	1
Harrison, Pinellas	1
Granada Hills, Broward	1
Guilford, Dade	1
Hailandale, Unknown	1
Fort Myers-, Lee	1
Fort Pierce, Unknown	1
Gainesville, Duval	1
Bridgeport, Dade	1
Bronx, Palm Beach	1
Cartersville, Unknown	1
Conway, Leon	1
Cypress, Leon	1
Clermont, Volusia	1
Clewiston, Glades	1
Altoona, Marion	1
Anaheim, Unknown	1
Argyle, Walton	1

COVID-19: characteristics of 1,774,013 Florida resident cases

Data through Feb 10, 2021 verified as of Feb 11, 2021 at 09:25 AM

Data in this report are provisional and subject to change.

The table below includes the cities and counties of residence for cases in Florida residents based on the patient's ZIP Code. Note that city is not always received as part of the initial notification and may be missing while the case is being investigated.

City and county	Cases
Athens, Duval	1
Bogota, Orange	1
Bradenton, Dade	1
Bradenton, Osceola	1
Zolfo Springs, Polk	1
Westbrook, Dade	1
Wichita, Volusia	1
West Palm Beach, Broward	1
Winder Garden, Orange	1
Windermere, Leon	1
Windermere, Osceola	1
Windermere, Seminole	1
Winter Garden, Broward	1
Winter Park, St. Johns	1
Winter Garden, Pinellas	1
Winter Park, Broward	1
Winter Park, Indian River	1
Winter Park, Lee	1
Sun City Center, Hardee	1
Tallahassee, Duval	1
Tallahassee, Unknown	1
Tampa, Palm Beach	1
Tavares, Marion	1
Saint Cloud, Unknown	1
Saint Johns, Unknown	1
Shelton, Manatee	1
Spring Hill , Hernando	1
Spring Hill, Dade	1
Starke, Clay	1
Stone Mountain, Palm Beach	1
Tulsa, Orange	1
Tiffin, Highlands	1
Washington, Unknown	1
Wells, Polk	1
Venice, Unknown	1
Vernon, Unknown	1
New Orleans, Palm Beach	1
Newark, Broward	1
Newburgh, Bay	1
Navarre, Dade	1
North Pole, Seminole	1
North Port, Lee	1
Old Town, Alachua	1
Ona, Manatee	1
Oooooo, Unknown	1
Ocoee, Osceola	1
Okeechobee, Broward	1
Orem, Broward	1
Orlando, Columbia	1
Orlando, Indian River	1
Orlando, Sarasota	1
Ormond Beach, Unknown	1
Oviedo, Brevard	1
Pacifica, Dade	1
Saint Petersburg, St. Lucie	1
Sandford, Seminole	1
Sarasota, Flagler	1
Saxis, Lee	1
Sebring, Lee	1

COVID-19: characteristics of 1,774,013 Florida resident cases

Data through Feb 10, 2021 verified as of Feb 11, 2021 at 09:25 AM

Data in this report are provisional and subject to change.

The table below includes the cities and counties of residence for cases in Florida residents based on the patient's ZIP Code. Note that city is not always received as part of the initial notification and may be missing while the case is being investigated.

City and county	Cases
Rye, Duval	1
Rex, Duval	1
Parker, Dade	1
Parker, Leon	1
Peoria, Unknown	1
Palm Coast, Alachua	1
Palm Coast, Polk	1
Port Everglades, Broward	1
Plantation, Orange	1
Pompano Beach, Martin	1
Bryant, Alachua	1
Buffalo, Palm Beach	1
Carol Stream, Orange	1
Castleberry, Escambia	1
Charlotte, Pasco	1
Apopka, Flagler	1
99, Unknown	1
Alanson, Bay	1
Aollywoss, Dade	1
Boca Raton, Unknown	1
Bohealia, Lee	1
Blowing Rock, Polk	1
Belleair, Hillsborough	1
Dorchester, Orange	1
Estero, Collier	1
Fanning Springs, Levy	1
Columbus, Brevard	1
Cookeville, Seminole	1
Clear Brook, Lee	1
Deland, Polk	1
Dallas, Lee	1
De Leon Springs, Putnam	1
Crestview, Holmes	1
Cumberland, Palm Beach	1
Dade City, Hillsborough	1
Lake Placid, Alachua	1
Lake Worth Beach, Broward	1
Jamaica, Broward	1
Jersey City, Polk	1
Jupiter, Unknown	1
Kingsland, Duval	1
Kissimmee, Brevard	1
Gainesville, Baker	1
Gilmer, Dade	1
Jacksonville, Manatee	1
Haverford, Hillsborough	1
Herrin, Orange	1
Miami, Collier	1
Miami, St. Lucie	1
Marshall, Palm Beach	1
Melrose, Alachua	1
Miamf, Dade	1
Miami G, Dade	1
Marianna, Calhoun	1
Los Angeles, Palm Beach	1
Lyndhurst, Broward	1
Magnolia Square, Osceola	1
Maitland, Alachua	1
Lemoyne, Manatee	1

COVID-19: characteristics of 1,774,013 Florida resident cases

Data through Feb 10, 2021 verified as of Feb 11, 2021 at 09:25 AM

Data in this report are provisional and subject to change.

The table below includes the cities and counties of residence for cases in Florida residents based on the patient's ZIP Code. Note that city is not always received as part of the initial notification and may be missing while the case is being investigated.

City and county	Cases
Lawrence Township, Palm Beach	1
Lander, Citrus	1
Las Vegas, Orange	1
Opalocka, Dade	1
North Canton, Palm Beach	1
Oakland, Leon	1
Ocala, Alachua	1
Okeechobee, St. Lucie	1
Mount Eden, Okeechobee	1
New Richmond, Volusia	1
Orlando, Union	1
Ovido, Seminole	1
Oxford, Palm Beach	1
Panama City, Walton	1
Palm Coast, Duval	1
Perry, Leon	1
Spring Park, Alachua	1
Steinhatchee, Madison	1
South Burlington, Orange	1
Tangerine, Seminole	1
Tewksbury, Orange	1
Toms River, Dade	1
Shannon, Collier	1
Soldotna, Broward	1
Saint Cloud, Lee	1
Saint Johns, Orange	1
San Antonio, Sarasota	1
San Antonio, Unknown	1
Sanford, Volusia	1
Port Orange, Unknown	1
Port Saint Lucie, Orange	1
Provincetown, Collier	1
Rio Dell, Volusia	1
Rochelle, Volusia	1
Wheaton, Lee	1
Wilmington, Broward	1
Wesley Chapel, Alachua	1
Umatilla, Alachua	1
University Of Central Florida, Monroe	1
Virginia Beach, Hernando	1
Waco, Broward	1
Washington, Broward	1
Winter Park, Osceola	1
Wood River, Polk	1
Worcester, Palm Beach	1
Winter Park, Alachua	1
Prattville, Hillsborough	1
Prestonsburg, Bay	1
Quincy, Jackson	1
Rapid City, Broward	1
Piasa, Putnam	1
Russellville, Bay	1
Saint Cloud, Palm Beach	1
Saint Joseph, Volusia	1
San Antonio, Orange	1
Shalimar, Unknown	1
Shirley, Flagler	1
Suitland, Volusia	1
Sanford, Unknown	1

COVID-19: characteristics of 1,774,013 Florida resident cases

Data through Feb 10, 2021 verified as of Feb 11, 2021 at 09:25 AM

Data in this report are provisional and subject to change.

The table below includes the cities and counties of residence for cases in Florida residents based on the patient's ZIP Code. Note that city is not always received as part of the initial notification and may be missing while the case is being investigated.

City and county	Cases
Seminole, Leon	1
Milford, Lee	1
New Middletown, Hillsborough	1
New Port Richey, Pinellas	1
Newberry, Marion	1
North Palm Beach, Orange	1
Northport, Sarasota	1
Oakland, Lee	1
Oldsmar, Hillsborough	1
Myakka City, Sarasota	1
Orlo Vista, Orange	1
Other, Dade	1
Palm Beach Gardens, Unknown	1
Palmetto Bay, Palm Beach	1
Palmetto, Pasco	1
Pass-A-Grille Beach, Pinellas	1
Pembroke Lakes, Broward	1
Tavares, Orange	1
Tequesta, Martin	1
Topsham, Manatee	1
Town Of Nocatee, St. Johns	1
Unkn, Duval	1
Syracuse, Polk	1
Tallahassee, Dade	1
Tamarac, Dade	1
Waipahu, Santa Rosa	1
Ward, Polk	1
Wellborn, Columbia	1
Sunbright, Palm Beach	1
Venetian Islands, Dade	1
Winter Garden, Duval	1
Woodbine, Nassau	1
Yulee, St. Johns	1
Zephyrhills, Hillsborough	1
West Aplm Beach, Palm Beach	1
West Yarmouth, St. Lucie	1
Mckinney, Broward	1
Miamc, Dade	1
Missing, Okeechobee	1
Monroe Township, Palm Beach	1
Moore Haven, Okeechobee	1
Morrisville, Unknown	1
Lake Butler, Alachua	1
Knoxville, Bay	1
Las Vegas, Palm Beach	1
Ldhl, Broward	1
Longwood, Volusia	1
Lehigh Acres, Collier	1
Lincoln, St. Lucie	1
Little Neck, Lee	1
Homeless, Monroe	1
Homeless, Pinellas	1
Hudson, Hernando	1
Hoclywsod, Dade	1
Holiday, Pinellas	1
Indian Rocks Beach, Duval	1
Indiantown, Palm Beach	1
Inglewood, Sarasota	1
Inverness, Marion	1

COVID-19: characteristics of 1,774,013 Florida resident cases

Data through Feb 10, 2021 verified as of Feb 11, 2021 at 09:25 AM

Data in this report are provisional and subject to change.

The table below includes the cities and counties of residence for cases in Florida residents based on the patient's ZIP Code. Note that city is not always received as part of the initial notification and may be missing while the case is being investigated.

City and county	Cases
Inwood, Broward	1
Irvine, Marion	1
Istachatta, Hernando	1
Jupiter, St. Lucie	1
Kenilworth, Leon	1
Jacksonville, Orange	1
Jefferson, Dade	1
Jonesboro, Leon	1
Kingsland, Nassau	1
Key West, Duval	1
Keys West, Unknown	1
Carmel, Orange	1
Cedar Springs, Hernando	1
Chicago, Unknown	1
Coconut Ck, Unknown	1
Dallas, Hernando	1
Dayton, Lake	1
Daytona Beach, Pinellas	1
Dearborn, Broward	1
Deer Park, Dade	1
Brooklyn, Dade	1
Brooklyn, Lee	1
Caracas, Dade	1
Boston, Broward	1
Bel Air, Collier	1
O, Manatee	1
Alachua, Duval	1
Alpharetta, Broward	1
Apopka, Clay	1
Asheville, Highlands	1
Astoria, Broward	1
Bartow, Hardee	1
Downingtown, Hillsborough	1
Dpo, Santa Rosa	1
Dunedin, Unknown	1
Deerfield, Dade	1
Deland, Seminole	1
Deltona, Seminole	1
Fort Lauderdale, Leon	1
Fort Myers, Sarasota	1
Fort Pierce, Palm Beach	1
Fort White, Clay	1
East Palatka, Hillsborough	1
Eastpoint, Leon	1
Gotcha, Orange	1
Greensburg, Palm Beach	1
Garden City, Alachua	1
Gaylord, Orange	1
Hallandale, Unknown	1
Haines City, Osceola	1
Hernando, Marion	1
Hialeah, Collier	1
Helen, Bay	1
Cincinnati, Dade	1
Crossings, Unknown	1
Dfafs, Okaloosa	1
Davenport, Lake	1
Davie, Unknown	1
Dayton, Orange	1

COVID-19: characteristics of 1,774,013 Florida resident cases

Data through Feb 10, 2021 verified as of Feb 11, 2021 at 09:25 AM

Data in this report are provisional and subject to change.

The table below includes the cities and counties of residence for cases in Florida residents based on the patient's ZIP Code. Note that city is not always received as part of the initial notification and may be missing while the case is being investigated.

City and county	Cases
Edgewood, Broward	1
Elkton, Putnam	1
Floral, Okaloosa	1
Armstrong, St. Johns	1
Atl, Brevard	1
Alva, Escambia	1
Andalusia, Escambia	1
Arcadia, Highlands	1
Baker, Santa Rosa	1
Belleville, Palm Beach	1
Belmont, Santa Rosa	1
Blountstown, Broward	1
Bronson, Alachua	1
Brooker, Alachua	1
Bradenton, Clay	1
Brandon, Pinellas	1
Bonita, Lee	1
Bocaraten, Palm Beach	1
Hudson, Pinellas	1
Hoosick Falls, Broward	1
Indian Rock Beach, Palm Beach	1
Interlachen, Duval	1
Kure Beach, Monroe	1
Lakeland, Palm Beach	1
Gibson, Unknown	1
Gainesville, Okaloosa	1
Gainesville, Unknown	1
Hialeahgardens, Dade	1
Hiram, Leon	1
Greenbrier, Bay	1
Groveland, Orange	1
North Laud, Unknown	1
Ocoee, Unknown	1
Olds, Manatee	1
Monroe, Hillsborough	1
Longwood, Broward	1
Lucedale, St. Lucie	1
Macclenny, Duval	1
Mantua, Broward	1
Middletown, Osceola	1
Mayaguez, Dade	1
Windermere, Volusia	1
Wtixrat, Dade	1
Westlake Village, Unknown	1
White Plains, Broward	1
Whites Creek, Leon	1
Watersound, Bay	1
Trenton, Dixie	1
Unknown, Unknown	1
Ventura, Orange	1
Pembroke Pines, Orange	1
Pensacola, Sumter	1
Perth Amboy, Hillsborough	1
Paducah, Manatee	1
Palm Coast, Unknown	1
Orlando, Jackson	1
Saint Augustine, Flagler	1
Powell, Lee	1
Port Orange, Brevard	1

COVID-19: characteristics of 1,774,013 Florida resident cases

Data through Feb 10, 2021 verified as of Feb 11, 2021 at 09:25 AM

Data in this report are provisional and subject to change.

The table below includes the cities and counties of residence for cases in Florida residents based on the patient's ZIP Code. Note that city is not always received as part of the initial notification and may be missing while the case is being investigated.

City and county	Cases
Puerto Rico, Unknown	1
Punta Gorda, Unknown	1
Randolph, Orange	1
Rivera Beach, Palm Beach	1
Sunrtise, Dade	1
Tallahassee, Gadsden	1
Tallahassee, Madison	1
Seffenner, Hillsborough	1
Seminole, Lee	1
Saint Petersburg, Charlotte	1
Toms River, Lee	1
Tourist, Dade	1
University Of Central Florida, Lee	1
Unk, Duval	1
Unknown Out Of Area, St. Lucie	1
Lake Worth, Unknown	1
Litchfield Park, Monroe	1
Littleton, St. Johns	1
Jupiter, Pinellas	1
Kansas City, Palm Beach	1
Lake Como, Nassau	1
Lake In The Hills, Broward	1
Gwynn Oak, Polk	1
Indianapolis, Lee	1
Newaygo, Charlotte	1
New Canaan, Dade	1
Na, Dade	1
Naples, Leon	1
Melbourne, Volusia	1
Mattoon, Lee	1
Milford, Bay	1
Milford, Unknown	1
Marianna, Leon	1
Marianna, Washington	1
Mary Esther, Hillsborough	1
Los Angeles, Orange	1
Maitland, Palm Beach	1
Marathon Shores, Monroe	1
Fort Worth, Broward	1
Franklin, Orange	1
Frostproof, Highlands	1
Gainesville, Palm Beach	1
Gainesville, Santa Rosa	1
Crescent City, Marion	1
Crestview, Unknown	1
Commerce Township, Manatee	1
Crawfordville, Alachua	1
Destin, Bay	1
Eureka, Flagler	1
Evansville, Citrus	1
Bonnie, St. Johns	1
Boys Ranch, Suwannee	1
Brownsville, Escambia	1
Bryant, Palm Beach	1
Clearwater, Hillsborough	1
Coal City, Pasco	1
Celebration, Orange	1
Chicago, Broward	1
Choctaw Beach, Unknown	1

COVID-19: characteristics of 1,774,013 Florida resident cases

Data through Feb 10, 2021 verified as of Feb 11, 2021 at 09:25 AM

Data in this report are provisional and subject to change.

The table below includes the cities and counties of residence for cases in Florida residents based on the patient's ZIP Code. Note that city is not always received as part of the initial notification and may be missing while the case is being investigated.

City and county	Cases
8852 Teacher Ln, Pasco	1
Addison, Pasco	1
Apopka, Citrus	1
Apopka, Hillsborough	1
Arabi, Orange	1
Austin, Dade	1
Belleair Bluffs, Unknown	1
Apo, Collier	1
Big Torch Key, Monroe	1
Black, Holmes	1
Boca Raton, Lee	1
Bonifay, Unknown	1
Unknown, Duval	1
Upland, Manatee	1
Surfside Beach, Orange	1
Sun City Center, Lee	1
Tampa, Duval	1
Tavares, Unknown	1
Temple, Palm Beach	1
Scottsdale, Brevard	1
St Peterburg, Orange	1
Stiamk, Dade	1
Summerdale, Escambia	1
Roswell, Bay	1
Ruskin, Dade	1
Ruskin, Manatee	1
Saint Petersburg, Duval	1
Saint Petersburg, Manatee	1
Port Saint Lucie, Marion	1
Port St Luice, Unknown	1
Pompano Beach, Osceola	1
Pensacola Naval Hospital, Escambia	1
Plymouth, Pasco	1
Pass-A-Grille, Pinellas	1
Oviedo, Orange	1
Pace, Escambia	1
Painted Post, Pasco	1
Palatka, Marion	1
Okeechobee, Unknown	1
North Port, Charlotte	1
Winter Springs, Polk	1
Youngstown, Washington	1
Winnetka, Dade	1
Winter Garden, Osceola	1
Winter Haven, Osceola	1
Winter Park, Duval	1
Winter Park, Palm Beach	1
Weston, Unknown	1
Wildwood, Lee	1
West Hollywood, Broward	1
Waverly, Duval	1
Wabasha, Clay	1
Merrick, Palm Beach	1
Metter, Manatee	1
Miamiardens, Unknown	1
Miamksaohes, Dade	1
Miami Dade, Unknown	1
Lake Clarke Shores, Palm Beach	1
Lake Forest, Collier	1

COVID-19: characteristics of 1,774,013 Florida resident cases

Data through Feb 10, 2021 verified as of Feb 11, 2021 at 09:25 AM

Data in this report are provisional and subject to change.

The table below includes the cities and counties of residence for cases in Florida residents based on the patient's ZIP Code. Note that city is not always received as part of the initial notification and may be missing while the case is being investigated.

City and county	Cases
Macclenny, Dixie	1
Madison, Jefferson	1
Maitland, Collier	1
Key West, Palm Beach	1
Kilgore, Dade	1
Jupiter Inlet, Palm Beach	1
Jzx, Unknown	1
Land O Lakes, Unknown	1
Landolakes, Unknown	1
Lawton, Okaloosa	1
Levittown, Palm Beach	1
Lima, Manatee	1
Lima, Volusia	1
Gainesville, Levy	1
Glen Cove, Unknown	1
Glen Saint Mary, Duval	1
Golden Oak, Hillsborough	1
Greensboro, Leon	1
Jacksonville, Baker	1
Jacksonville, Marion	1
Irmo, Unknown	1
Immokalee, Walton	1
Daytona Beach, Orange	1
Deerfield Beach, Polk	1
Crestview, Broward	1
Dalecity, Okaloosa	1
Clearwater, Leon	1
Crystal River, Marion	1
Crystal River, Unknown	1
Fellsmere, Brevard	1
Fleming Island, Duval	1
Florida City, Unknown	1
Fort Lauderdale, Collier	1
El Dorado, Palm Beach	1
East Setauket, Palm Beach	1
Canton, Duval	1
Charlotte, Alachua	1
Cantonment, Santa Rosa	1
Cape Coral, Unknown	1
Bryceville, Duval	1
Bradenton, Lee	1
Boca Raton, Dade	1
Boca Raton, Madison	1
Bogota, Unknown	1
Atlanta, Walton	1
Attalla, Broward	1
Auburn, Palm Beach	1
Autaugaville, Broward	1
Apopka, Volusia	1
Alachua, Suwannee	1
Alafaya, Broward	1
Alafaya, Pinellas	1
Twentynine Palms, Broward	1
Surprise, Unknown	1
Syracuse, Unknown	1
St Cloud, Orange	1
St Helena Is, Dade	1
Vernon, Walton	1
West Miami, Unknown	1

COVID-19: characteristics of 1,774,013 Florida resident cases

Data through Feb 10, 2021 verified as of Feb 11, 2021 at 09:25 AM

Data in this report are provisional and subject to change.

The table below includes the cities and counties of residence for cases in Florida residents based on the patient's ZIP Code. Note that city is not always received as part of the initial notification and may be missing while the case is being investigated.

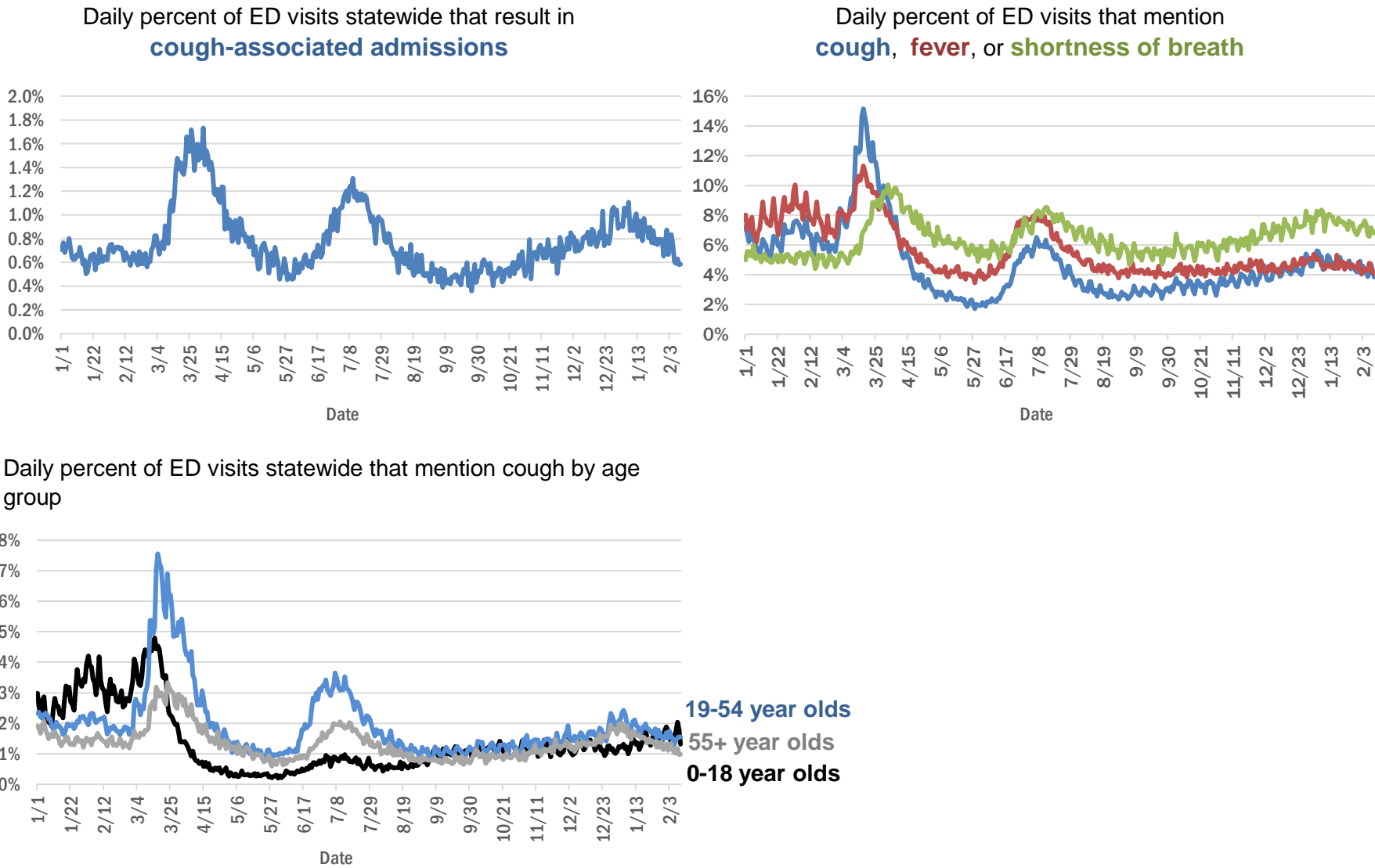
City and county	Cases
Waukesha, Volusia	1
Venezuela, Unknown	1
Whippany, Volusia	1
Xifamk, Dade	1
Windermere, Alachua	1
Winfield, Hillsborough	1
Winter Garden, Unknown	1
Winter Park, Brevard	1
Winter Park, Unknown	1
Orlando, Gadsden	1
Orlando, Hernando	1
Orlando, St. Johns	1
Orem, Dade	1
Orlando, Citrus	1
Ocala, Duval	1
Okeechobi, Unknown	1
Monument, Broward	1
Mokena, Lee	1
Morrisville, Palm Beach	1
North Brunswick, St. Lucie	1
North Grafton, Dade	1
North Lauderdale, Unknown	1
North Porte, Unknown	1
Notrealville, Polk	1
Orlando, Walton	1
Oviedo, Lake	1
Pensacola, Dade	1
Panomo City, Bay	1
Parrish, Sarasota	1
Plantation, Leon	1
Pooler, Broward	1
Port St. Lucie, Unknown	1
Punta Gorda, Sarasota	1
Putnam, Putnam	1
Rye, Palm Beach	1
Ridgewood, Lee	1
Roayl Palm Beach, Palm Beach	1
Roseville, Broward	1
Saint Petersburg, Bay	1
San Marcos, Unknown	1
Total	1,774,013

COVID-19: additional surveillance information

Data through Feb 10, 2021 verified as of Feb 11, 2021 at 09:25 AM

Data in this report are provisional and subject to change.

Statewide emergency department (ED) chief complaint and admission data



The Electronic Surveillance System for the Early Notification of Community-Based Epidemics (ESSENCE-FL) includes chief complaint data from 211 of 211 Florida EDs. Data are transmitted electronically to ESSENCE-FL daily or hourly.

COVID-19: testing by laboratory

Data through Feb 10, 2021 verified as of Feb 11, 2021 at 09:25 AM

Data in this report are provisional and subject to change.

The numbers in the table below represent the number of Florida and non-Florida residents for whom test results were received by the Department of Health. A person can be tested by more than one laboratory and can have both positive and negative results. **Therefore, the sum of the numbers in each column will be larger than the total number of people tested.**

Reporting lab	Inconclusive	Negative	Positive	Percent positive	Total
LABORATORY CORPORATION OF AMERICA	2,445	1,514,266	207,438	12%	1,724,149
CURATIVE LABS	13,031	1,364,393	205,597	13%	1,583,021
QUEST DIAGNOSTICS	11,244	1,303,473	192,992	13%	1,507,709
BIO REFERENCE LABORATORIES, INC	7,553	885,092	170,012	16%	1,062,657
REALTOX LABS LLC	6,061	563,663	92,334	14%	662,058
HELIX	7,441	543,518	96,190	15%	647,149
GENETWORX	661	390,602	32,958	8%	424,221
CDR MAGUIRE - HEALTH CARE CENTER		338,627	51,528	13%	390,155
NOMI_HEALTH	1,961	330,871	49,308	13%	382,140
RCA LABORATORY SERVICES, LLC		344,175	36,804	10%	380,979
EAST FLORIDA STATE COLLEGE - BREVARD		212,887	26,986	11%	239,873
IMPACT HEALTH BIOMETRIC TESTING, INC	1,015	205,845	23,964	10%	230,824
BPHL-JACKSONVILLE	18	164,249	29,518	15%	193,785
NOMI HEALTH LAB SERVICES		172,677	19,798	10%	192,475
CB SMITH PARK		150,117	18,794	11%	168,911
PWNHEALTH	1,066	144,595	20,126	12%	165,787
MAKO GENOMICS	7,286	131,612	24,073	15%	162,971
ADVENTHEALTH LAB	99	142,175	18,557	12%	160,831
MAYO CLINIC LABORATORIES	328	132,611	16,996	11%	149,935
ELABNETWORK	1,059	136,864	11,681	8%	149,604
FULGENT DIAGNOSTICS LABORATORY	2,823	131,329	14,539	10%	148,691
BPHL-MIAMI	225	121,158	20,760	15%	142,143
BAYCARE LABORATORIES LLC	547	119,572	10,723	8%	130,842
NORTHWEST LABORATORY	246	121,052	6,473	5%	127,771
MEMORIAL REGIONAL HOSPITAL SOUTH	25	105,130	21,699	17%	126,854
ASCENSION SACRED HEART HOSPITAL - PENSACOLA	2	107,085	17,123	14%	124,210
BIOCOLLECTIONS WORLDWIDE, INC	725	105,186	13,180	11%	119,091
ORLANDO HEALTH SYSTEM	675	104,978	11,061	9%	116,714
ADVENT HEALTH LAB	112	101,260	13,956	12%	115,328
MEDICAL DIAGNOSTIC LABORATORIES	973	98,509	14,209	12%	113,691
UF HEALTH MEDICAL LAB	33	92,168	8,666	9%	100,867
BPHL-TAMPA (SPECTRUM BLVD)	45	83,445	15,573	16%	99,063
AKESOGEN		82,398	15,909	16%	98,307
KORVALABS, INC	1,285	91,407	4,695	5%	97,387
TESTING MATTERS INC	422	82,610	13,770	14%	96,802
TAMPA GENERAL HOSPITAL	4	84,802	8,195	9%	93,001
DIATHERIX LABORATORIES (VRL EUROFINs)		79,565	12,014	13%	91,579
SUNPATH MEDICAL DIAGNOSTICS LABORATORY	788	76,109	11,765	13%	88,662
BAPTIST HEALTH SOUTH FLORIDA	327	68,590	10,909	14%	79,826
AEGIS SCIENCES CORPORATION	704	66,575	12,159	15%	79,438
ASCENSION ST VINCENT'S - RIVERSIDE	1	64,556	9,572	13%	74,129
JACKSON MEMORIAL HOSPITAL CLINICAL LAB	79	56,936	10,663	16%	67,678
LAKELAND REGIONAL MEDICAL CENTER	129	58,698	7,915	12%	66,742
SOUTH MIAMI HOSPITAL LAB	373	57,613	8,446	13%	66,432
PALM BEACH BALLPARK		57,395	6,202	10%	63,597
AMERICAN HEALTH ASSOCIATES	9	56,512	4,988	8%	61,509
UF HEALTH SHANDS HOSPITAL	440	55,945	4,214	7%	60,599

COVID-19: testing by laboratory

Data through Feb 10, 2021 verified as of Feb 11, 2021 at 09:25 AM

Data in this report are provisional and subject to change.

The numbers in the table below represent the number of Florida and non-Florida residents for whom test results were received by the Department of Health. A person can be tested by more than one laboratory and can have both positive and negative results. **Therefore, the sum of the numbers in each column will be larger than the total number of people tested.**

Reporting lab	Inconclusive	Negative	Positive	Percent positive	Total
AIT LABORATORIES		49,694	6,085	11%	55,779
INGENIOUS PERSONALIZED MEDICINE	176	44,243	9,392	17%	53,811
ARUP LABORATORIES	16	50,054	2,921	6%	52,991
APPLIED INGENUITY DIAGNOSTICS LLC		47,047	2,134	4%	49,181
BAPTIST HEALTH - JACKSONVILLE	4	43,818	3,686	8%	47,508
TALLAHASSEE MEMORIAL HOSPITAL	230	41,039	5,246	11%	46,515
GENESIS REFERENCE LABORATORIES		40,555	4,717	10%	45,272
VIRACOR EUROFINs		35,447	9,806	22%	45,253
SARASOTA MEMORIAL HOSPITAL MAIN LAB	12	37,507	3,409	8%	40,928
BROWARD GENERAL MEDICAL CENTER-CLINICAL LAB	2	35,626	3,880	10%	39,508
MILLENNIUM PHYSICIAN GROUP	17	32,368	6,292	16%	38,677
FLORIDA HOSPITAL - TAMPA	37	34,664	3,050	8%	37,751
NICKLAUS CHILDREN'S HOSPITAL	66	32,929	4,716	13%	37,711
LEE HEALTH - CAPE CORAL HOSPITAL	3	31,893	5,329	14%	37,225
ORANGE COUNTY CONVENTION CENTER		33,330	3,692	10%	37,022
ADVENTIST HEALTH SYSTEMS SUNBELT INC DBA		32,931	3,747	10%	36,678
UNIVERSITY OF MIAMI HOSPITAL	119	32,748	3,473	10%	36,340
MIAMI DADE COUNTY		32,093	3,528	10%	35,621
UF HEALTH JACKSONVILLE	47	30,921	3,707	11%	34,675
WALGREENS	34	28,934	5,344	16%	34,312
DWIC OF TAMPA BAY INC		30,547	3,582	10%	34,129
ECCO LAB GROUP CO	489	28,590	4,514	13%	33,593
NORTH FLORIDA REGIONAL MEDICAL CENTER		25,942	3,231	11%	29,173
MINUTECLINIC LLC		24,351	4,575	16%	28,926
ST JOSEPHS HOSPITAL LABORATORY	23	25,117	3,342	12%	28,482
MOUNT SINAI MEDICAL CENTER	10	25,650	2,822	10%	28,482
MEDFAST URGENT CARE CENTERS, LLC	18	24,545	3,814	13%	28,377
JUPITER MEDICAL CENTER LAB	75	25,788	2,494	9%	28,357
BRANDON REGIONAL HOSPITAL		24,716	3,327	12%	28,043
STS LAB 2 LLC	6	25,038	1,269	5%	26,313
JFK MEDICAL CENTER LAB	1	22,532	2,963	12%	25,496
PALMETTO GENERAL HOSPITAL LAB	3	21,041	4,381	17%	25,425
INTEGRATED REGIONAL LABORATORIES LLP	1	21,658	3,613	14%	25,272
WATSON CLINIC LLP		19,769	4,639	19%	24,408
ACCESS DX LABORATORY	216	21,494	2,063	9%	23,773
GENESIS MEDICAL LABORATORY	301	19,130	3,688	16%	23,119
MALABAR MEDICAL WALK IN CLINIC	1	19,228	3,829	17%	23,058
NIGHT LITE PEDIATRIC CENTER LLC		20,627	2,413	10%	23,040
HOLY CROSS HOSPITAL CLINICAL LAB	1	21,042	1,966	9%	23,009
AVENTUS BIO LABS	16	19,703	2,884	13%	22,603
HEALTHLINK DIAGNOSTIC LABORATORIES	282	19,924	2,276	10%	22,482
STATLAB_MOBILE	1	20,028	2,023	9%	22,052
MORTON PLANT HOSPITAL-ADLER INSTITUTE	26	19,625	2,328	11%	21,979
PANCARE OF FLORIDA INC		19,448	2,322	11%	21,770

COVID-19: testing by laboratory

Data through Feb 10, 2021 verified as of Feb 11, 2021 at 09:25 AM

Data in this report are provisional and subject to change.

The numbers in the table below represent the number of Florida and non-Florida residents for whom test results were received by the Department of Health. A person can be tested by more than one laboratory and can have both positive and negative results. **Therefore, the sum of the numbers in each column will be larger than the total number of people tested.**

Reporting lab	Inconclusive	Negative	Positive	Percent positive	Total
NAPLES COMMUNITY HOSPITAL	69	19,183	1,982	9%	21,234
LAB DIAGNOSTICS LLC	385	15,484	5,293	25%	21,162
ADVENT HEALTH - DAYTONA BEACH	32	18,890	1,643	8%	20,565
EXACT SCIENCES LABORATORIES		18,177	2,306	11%	20,483
DRS CLACK SPENCER WHITE & MCCORMACK PA D/B/A		18,358	1,922	9%	20,280
PATIENTS FIRST LAKE ELLA MEDICAL CENTER PA		16,809	3,159	16%	19,968
SAINT MARY'S MEDICAL CENTER	24	17,541	2,068	11%	19,633
INFINITY BIOLOGIX LLC	54	18,735	817	4%	19,606
UNITED CLINICAL LABORATORY LLC	2	15,885	2,146	12%	18,033
HEALTH CENTER AT SINAI RESIDENCES		16,930	506	3%	17,436
CLEVELAND CLINIC HOSPITAL LAB	4	15,180	2,081	12%	17,265
BAYFRONT HEALTH - ST PETERSBURG	17	14,915	2,281	13%	17,213
BIOCERNA LABS	461	14,582	2,112	12%	17,155
LEESBURG REGIONAL MEDICAL CENTER		14,781	2,067	12%	16,848
OSCEOLA REGIONAL MEDICAL CENTER	1	14,668	2,159	13%	16,828
CLEVELAND CLINIC TRADITION HOSPITAL		15,328	1,146	7%	16,474
WELLINGTON REGIONAL MED CTR LAB	6	14,468	1,793	11%	16,267
HOMESTEAD HOSPITAL CLINICAL LABORATORY	27	13,238	2,858	18%	16,123
MEMORIAL HOSPITAL JACKSONVILLE	8	13,362	2,639	16%	16,009
NORTHWEST MEDICAL CENTER	1	13,188	1,873	12%	15,062
ORANGE PARK MEDICAL CENTER	9	12,515	2,517	17%	15,041
ACCESS MEDICAL LABORATORIES	4	7,698	7,128	48%	14,830
INDIAN RIVER PATHOLOGY LLC		13,571	1,184	8%	14,755
CLARITY LAB SOLUTIONS	83	12,873	1,639	11%	14,595
INDIAN RIVER MEDICAL CENTER LAB		13,669	852	6%	14,521
VISTA CLINICAL DIAGNOSTICS	478	12,448	1,579	11%	14,505
BETHESDA HOSPITAL EAST		13,104	1,352	9%	14,456
OAK HILL HOSPITAL		12,780	1,625	11%	14,405
DELRAY MEDICAL CENTER LAB	3	12,895	1,505	10%	14,403
WEST KENDALL BAPTIST HOSPITAL	10	11,466	2,722	19%	14,198
PRIVA PATH LABS	74	13,172	890	6%	14,136
LAWNWOOD REGIONAL MEDICAL CENTER	1	12,064	1,947	14%	14,012
MEMORIAL REGIONAL HOSPITAL CLINICAL LABORATORY	10	13,059	905	6%	13,974
BAPTIST HEALTHCARE - BAPTIST HOSPITAL	5	10,857	2,962	21%	13,824
LEE HEALTH - LEE MEMORIAL HOSPITAL		10,251	3,501	25%	13,752
BAPTIST HEALTH - SOUTH		12,445	1,127	8%	13,572
UHEALTH CORAL GABLES/LENNAR MED CTR	17	12,574	861	6%	13,452
LARGO MEDICAL CENTER		11,852	1,508	11%	13,360
WINTER HAVEN HOSPITAL CLINICAL LABORATORY	4	11,232	2,077	16%	13,313
NONA SCIENTIFIC	5	10,111	3,105	23%	13,221
CARDIOPATH	84	11,117	1,651	13%	12,852
WEST FLORIDA HOSPITAL LAB		9,996	2,850	22%	12,846
THE HEALTHCARE DISTRICT OF PALM BEACH COUNTY	42	10,986	1,598	13%	12,626
ADVENTHEALTH CENTRA CARE LAKE BUENA VISTA		11,007	1,409	11%	12,416
MEDICAL CENTER OF TRINITY CLINICAL LABORATORY	2	11,029	1,333	11%	12,364

COVID-19: testing by laboratory

Data through Feb 10, 2021 verified as of Feb 11, 2021 at 09:25 AM

Data in this report are provisional and subject to change.

The numbers in the table below represent the number of Florida and non-Florida residents for whom test results were received by the Department of Health. A person can be tested by more than one laboratory and can have both positive and negative results. **Therefore, the sum of the numbers in each column will be larger than the total number of people tested.**

Reporting lab	Inconclusive	Negative	Positive	Percent positive	Total
GOOD SAMARITAN MEDICAL CENTER LAB	2	10,705	1,600	13%	12,307
WESTSIDE REGIONAL MED CTR	2	10,487	1,801	15%	12,290
PALMS WEST HOSPITAL LAB	2	10,520	1,761	14%	12,283
ST ANTHONY'S HOSPITAL LAB	30	10,783	1,450	12%	12,263
LAKE CITY HM		11,147	988	8%	12,135
MERCY HOSPITAL A CAMPUS OF PLANTATION GEN HOSP LAB	1	10,026	1,924	16%	11,951
FLORIDA HOSPITAL WATERMAN LABORATORY	70	10,997	861	7%	11,928
BINAXNOW	9	9,065	2,780	23%	11,854
GULF COAST MEDICAL CENTER MICROLAB		9,211	2,590	22%	11,801
REGIONAL MEDCIAL CENTER BAYONET POINT	2	10,761	954	8%	11,717
ST MARKS HOSPITAL LABORATORY B	78	10,627	1,002	9%	11,707
PWN HEALTH	17	9,605	2,068	18%	11,690
THE VILLAGES REGIONAL HOSPITAL		10,337	1,175	10%	11,512
NEMOURS CHILDRENS HOSPITAL	1	10,834	664	6%	11,499
CAPITAL REGIONAL MEDICAL CTR		9,065	2,274	20%	11,339
ST JOSEPHS HOSPITAL	18	9,749	1,462	13%	11,229
GENOVA DIAGNOSTICS LABORATORY	57	10,182	970	9%	11,209
AVENTURA HOSPITAL LAB		8,989	2,130	19%	11,119
CORAL GABLES HOSPITAL CLINICAL LABORATORY		9,287	1,790	16%	11,077
HALIFAX MEDICAL CENTER LAB	36	9,377	1,656	15%	11,069
FLORIDA LABORATORY ANALYSIS		9,573	1,383	13%	10,956
COAST DIAGNOSTICS LLC	45	9,701	1,150	11%	10,896
MOLECULAR INFECTIOUS DISEASES	267	10,265	361	3%	10,893
WEST BOCA MEDICAL CENTER LAB		10,063	814	7%	10,877
BLAKE MEDICAL CENTER		9,441	1,376	13%	10,817
LARKIN COMMUNITY HOSPITAL	10	9,345	1,442	13%	10,797
LEE HEALTH - HEALTH PARK MEDICAL CENTER		8,922	1,768	17%	10,690
PATHNOSTICS	41	8,318	2,310	22%	10,669
MANATEE MEMORIAL HOSPITAL		9,746	912	9%	10,658
MEASE COUNTRYSIDE LAB	14	9,449	1,148	11%	10,611
BAPTIST HEALTH SOUTH FLORIDA - WEST KENDALL URGENT CARE		8,898	1,706	16%	10,604
PALM BEACH GARDENS MEDICAL CTR LAB		9,466	1,043	10%	10,509
LARKIN COMMUNITY HOSPITAL INC DBA CARDIOTROPIC		6,820	3,621	35%	10,441
LAKE CITY MEDICAL CENTER		7,872	2,113	21%	9,985
FLORIDA HOSPITAL HEARTLAND MED CTR CLINICAL LAB	33	8,544	1,303	13%	9,880
PRECISION HEALTH RESOURCES LLC		9,249	626	6%	9,875
SRQ DRIVE THROUGH		8,944	905	9%	9,849
VIKOR SCIENTIFIC	42	8,072	1,699	17%	9,813
ADVENT HEALTH - WESLEY CHAPEL	14	8,850	921	9%	9,785
PALM BEACH BALL PARK		8,605	1,005	10%	9,610
AVECINA	17	8,866	696	7%	9,579
PLANTATION GENERAL HOSPITAL		8,005	1,471	16%	9,476
DOCTORS HOSPITAL	7	7,811	1,574	17%	9,392
AVECINA MEDICAL	4	6,201	3,172	34%	9,377
BOSTON HEART DIAGNOSTICS CORP		8,118	1,193	13%	9,311
P4 CLINICAL, LLC	192	8,146	921	10%	9,259
LEON MEDICAL CENTERS LLC		7,253	2,001	22%	9,254

COVID-19: testing by laboratory

Data through Feb 10, 2021 verified as of Feb 11, 2021 at 09:25 AM

Data in this report are provisional and subject to change.

The numbers in the table below represent the number of Florida and non-Florida residents for whom test results were received by the Department of Health. A person can be tested by more than one laboratory and can have both positive and negative results. **Therefore, the sum of the numbers in each column will be larger than the total number of people tested.**

Reporting lab	Inconclusive	Negative	Positive	Percent positive	Total
LABSTAT LLC	3	8,804	432	5%	9,239
MEDRITE MEDICAL CARE, PC	4,329	4,435	465	5%	9,229
FLORIDA MEDICAL CENTER - A CAMPUS OF NORTH SHORE	2	8,122	1,104	12%	9,228
SARKIS CLINICAL TRIALS	25	7,967	1,192	13%	9,184
CENTRAL FLORIDA REGIONAL HOSPITAL		8,135	968	11%	9,103
NORTHSIDE HOSPITAL AND HEART INSTITUTE		8,073	931	10%	9,004
AMERICAN FAMILY CARE		4,847	4,145	46%	8,992
CERNERELR_BAYCARE	43	8,320	616	7%	8,979
CORAL SPRINGS MED CTR		8,062	866	10%	8,928
EXPRESS GENE MOLECULAR DIAGNOSTICS LABORATORY		7,475	1,331	15%	8,806
FLORIDA HOSPITAL DELAND	10	7,588	1,128	13%	8,726
INFORM DIAGNOSTICS, INC		8,184	489	6%	8,673
ADVENTHEALTH CENTRA CARE WATERFORD LAKES		6,999	1,407	17%	8,406
NCF DIAGNOSTICS & DNA TECHNOLOGIES LAB	142	7,801	455	5%	8,398
FLORIDA HOSPITAL FLAGLER	29	7,633	724	9%	8,386
NATIONWIDE LABORATORY SERVICES INC	278	6,924	1,134	14%	8,336
AVECINA MEDICAL OAKLEAF	3	6,977	1,330	16%	8,310
BAPTIST HEALTH SOUTH FLORIDA - COUNTRY WALK URGENT CARE		6,849	1,436	17%	8,285
OCALA REGIONAL MEDICAL CENTER		7,127	1,093	13%	8,220
CERNERELR_BAPTISTMIAMI	31	7,313	862	11%	8,206
BROWARD HEALTH NORTH CLINICAL LABORATORY		7,251	936	11%	8,187
NORTH SHORE MEDICAL CENTER		6,792	1,391	17%	8,183
WEST PALM HOSPITAL LAB		7,422	663	8%	8,085
ALL CHILDREN'S HOSPITAL		7,507	552	7%	8,059
FLORIDA HOSPITAL ZEPHYRHILLS	10	7,175	863	11%	8,048
MEDARBOR DIAGNOSTICS	1	6,923	1,099	14%	8,023
CernerELR_Advent		6,829	1,122	14%	7,951
FLORIDA HOSPITAL OF CARROLLWOOD	23	6,791	1,114	14%	7,928
LEE HEALTH - GULF COAST MEDICAL CENTER	2	6,279	1,638	21%	7,919
ADVENTHEALTH CENTRA CARE ST CLOUD	1	6,662	1,086	14%	7,749
SOUTH BAY HOSPITAL CLINICAL LAB	1	6,848	840	11%	7,689
CLEVELAND CLINIC MARTIN SOUTH HOSPITAL	1	6,760	847	11%	7,608
NCH NORTH NAPLES HOSPITAL LAB	15	6,733	830	11%	7,578
KD MEDICAL CHOICE LLC	5	6,836	714	9%	7,555
BAPTIST HEALTH - BEACHES		6,845	606	8%	7,451
MEMORIAL HOSPITAL WEST LABORATORY SERVICES	14	6,601	668	9%	7,283
BAPTIST HEALTH SOUTH FLORIDA - MIAMI LAKES URGENT CARE		5,704	1,560	21%	7,264
POINCIANA MEDICAL CENTER		5,597	1,621	22%	7,218
ISPM LABS, LLC DBA CAPSTONE DIAGNOSTICS, LLC		6,834	369	5%	7,203
BAYCARE COMMUNITY HEALTH		6,930	181	3%	7,111
SYNERGY LABORATORIES	7	6,127	961	14%	7,095
SANTA ROSA MEDICAL CENTER		5,774	1,321	19%	7,095
HEALTHQUEST ESOTERICS		5,742	1,308	19%	7,050
WEST MARION COMMUNITY HOSPITAL LAB		5,809	1,176	17%	6,985
SYNERGY DIAGNOSTIC LABORATORY	91	6,133	739	11%	6,963
H LEE MOFFITT CANCER CENTER LABORATORY	1	6,760	201	3%	6,962
MEMORIAL HOSPITAL MICRO		6,470	485	7%	6,955

COVID-19: testing by laboratory

Data through Feb 10, 2021 verified as of Feb 11, 2021 at 09:25 AM

Data in this report are provisional and subject to change.

The numbers in the table below represent the number of Florida and non-Florida residents for whom test results were received by the Department of Health. A person can be tested by more than one laboratory and can have both positive and negative results. **Therefore, the sum of the numbers in each column will be larger than the total number of people tested.**

Reporting lab	Inconclusive	Negative	Positive	Percent positive	Total
ANNE BATES LEACH EYE HOSPITAL/ ABLEH MICROBIOLOGY LABORATORY	7	6,843	101	1%	6,951
MORTON PLANT-MEASE	5	6,220	644	9%	6,869
CLEVELAND CLINIC MARTIN NORTH HOSPITAL		6,054	800	12%	6,854
ARCPPOINT LABS OF FORT MYERS	4	5,963	860	13%	6,827
LUMINUS DIAGNOSTICS		6,261	550	8%	6,811
FULGENT DIAGNOSTICS	104	6,227	475	7%	6,806
LAKEWOOD RANCH MEDICAL CENTER		6,179	531	8%	6,710
ST LUCIE MEDICAL CENTER		5,384	1,314	20%	6,698
FLORIDA HOSPITAL FISH MEMORIAL	19	5,665	979	15%	6,663
GENE BY GENE, GENOMICS RESEARCH CENTER LAB	44	6,216	364	5%	6,624
LABS ASAP LLC		5,979	635	10%	6,614
VISTA CLINICAL	8	3,849	2,710	41%	6,567
MEDEXPRESS URGENT CARE	2	4,387	2,063	32%	6,452
BAPTIST HEALTH SOUTH FLORIDA - WESTCHESTER URGENT CARE		5,282	1,162	18%	6,444
AVERO DIAGNOSTICS - IRVING	10	5,895	452	7%	6,357
ADVENTHEALTH CENTRA CARE UNIVERSITY	1	5,571	721	11%	6,293
FLORIDA HOSPITAL OCALA		5,450	834	13%	6,284
INFINITY BIOLOGIX LLC (GINKO BIOWORKS)	13	6,110	160	3%	6,283
ADVENTHEALTH CENTRA CARE CLERMONT		5,298	917	15%	6,215
HIALEAH HOSPITAL	4	4,814	1,372	22%	6,190
BAPTIST HEALTH SOUTH FLORIDA - DORAL URGENT CARE		4,876	1,237	20%	6,113
ADVENTHEALTH CENTRA CARE WINTER GARDEN	1	5,435	657	11%	6,093
ADVENTHEALTH CENTRA CARE WINTER PARK		5,502	590	10%	6,092
UNKNOWN	3	3,285	2,780	46%	6,068
ST JOSEPHS NORTH HOSPITAL LAB	7	5,126	827	14%	5,960
OVIEDO MEDICAL CENTER		5,328	613	10%	5,941
ADVENTHEALTH CENTRA CARE DR PHILLIPS		5,393	534	9%	5,927
BAPTIST HEALTH - NASSAU		5,560	326	6%	5,886
ADVENTHEALTH CENTRA CARE LAKELAND	1	5,076	771	13%	5,848
BAYFRONT HEALTH - VENICE REGIONAL MEDICAL	1	5,338	505	9%	5,844
IMPERIAL POINT MEDICAL CENTER		5,329	489	8%	5,818
HOLIDAY CVS LLC		5,533	266	5%	5,799
ATLANTIS URGENT CARE	1	4,140	1,497	27%	5,638
SOLARIS DIAGNOSTICS	9	5,058	554	10%	5,621
ADVENTHEALTH CENTRA CARE LEE ROAD		5,055	561	10%	5,616
ST PETERSBURG GENERAL HOSPITAL		4,701	874	16%	5,575
FORT WALTON BEACH MEDICAL CENTER		4,732	841	15%	5,573
BAYFRONT HEALTH - PORT CHARLOTTE		5,053	457	8%	5,510
ADVENTHEALTH CENTRA CARE HUNTERS CREEK	3	4,702	777	14%	5,482
TROPICANA FIELD - LOT 2□	19	4,909	482	9%	5,410
EMERALD COAST URGENT CARE		4,042	1,303	24%	5,345
BAPTIST HEALTH SOUTH FLORIDA - PEMBROKE PINES URGENT CARE		4,443	872	16%	5,315
SUNRISE MEDICAL LABORATORIES	2	4,942	363	7%	5,307
MEDEXPRESS URGENT CARE OF BOYNTON BEACH LLC		4,967	338	6%	5,305
COMMUNITY HEALTH CENTERS OF PINELLAS INC		4,194	1,095	21%	5,289
INDIAN RIVER MEDICAL CENTER		4,500	762	14%	5,262
MARTIN HOSPITAL SOUTH LAB		4,966	283	5%	5,249

COVID-19: testing by laboratory

Data through Feb 10, 2021 verified as of Feb 11, 2021 at 09:25 AM

Data in this report are provisional and subject to change.

The numbers in the table below represent the number of Florida and non-Florida residents for whom test results were received by the Department of Health. A person can be tested by more than one laboratory and can have both positive and negative results. **Therefore, the sum of the numbers in each column will be larger than the total number of people tested.**

Reporting lab	Inconclusive	Negative	Positive	Percent positive	Total
SOUTH FLORIDA BAPTIST HOSPITAL MICRO	4	4,402	841	16%	5,247
ADVENTHEALTH CENTRA CARE SANFORD		4,637	592	11%	5,229
FLORIDA HOSPITAL NORTH PINELLAS	11	4,780	426	8%	5,217
ADVENTHEALTH CENTRA CARE MOUNT DORA		4,351	865	17%	5,216
ADVENTHEALTH CENTRA CARE LAKE MARY	2	4,497	671	13%	5,170
SUNCOAST PATHOLOGY ASSOCIATES		4,716	445	9%	5,161
ADVENTHEALTH CENTRA CARE KISSIMMEE		4,624	533	10%	5,157
CLINICAL REFERENCE LABORATORY	2	4,895	250	5%	5,147
TRINITY SPRINGS		4,357	729	14%	5,086
MEDEXPRESS URGENT CARE HUDSON		4,367	667	13%	5,034
ADVENTHEALTH CENTRA CARE APOPKA	1	4,347	677	13%	5,025
EMPIRE CITY LABORATORIES INC	53	4,212	707	14%	4,972
BAPTIST HEALTH SOUTH FLORIDA - CORAL SPRINGS URGENT CARE		4,248	687	14%	4,935
DOCTORS URGENT CARE LLC	1	4,009	916	19%	4,926
ADVENTIST HEALTH SYSTEMS, SUNBELT INC		4,313	593	12%	4,906
ANGEL KIDS PEDIATRICS		4,580	299	6%	4,879
NCH DOWNTOWN NAPLES HOSPITAL	11	4,323	531	11%	4,865
PUTNAM COMMUNITY MEDICAL CENTER		4,197	655	13%	4,852
MEDICAL DNA LABS LLC	3	4,426	417	9%	4,846
ACUTIS DIAGNOSTICS	17	3,878	935	19%	4,830
PARAMOUNT URGENT CARE		2,337	2,458	51%	4,795
NORTHWEST FLORIDA COMMUNITY HOSPITAL	28	3,421	1,335	28%	4,784
ADVENTHEALTH CENTRA CARE ALTAMONTE		4,194	589	12%	4,783
MICROGEN DX	4	4,068	667	14%	4,739
EGLIN AIR FORCE BASE	12	3,298	1,319	28%	4,629
UNIVERSITY HOSPITAL AND MEDICAL CENTER		3,516	1,087	24%	4,603
NIGHT LITE PEDIATRICS	4	3,341	1,248	27%	4,593
BAPTIST HEALTH - NORTH		3,555	1,011	22%	4,566
NCH NORTH NAPLES HOSPITAL	6	3,948	583	13%	4,537
COASTAL MED URGENT CARE		3,068	1,450	32%	4,518
DOCTORS URGENT CARE OF LUTZ LLC	1	3,622	894	20%	4,517
MOFFITT CANCER CENTER	6	4,383	94	2%	4,483
PRO CLINIC		3,484	996	22%	4,480
ADVENTHEALTH CENTRA CARE AZALEA PARK		3,829	650	15%	4,479
URGENT CARE CURE	2	3,815	642	14%	4,459
ADVENTHEALTH CENTRA CARE OVIEDO		3,800	626	14%	4,426
AHCC WESLEY CHAPEL		3,943	476	11%	4,419
PALMS OF PASADENA HOSPITAL		3,887	495	11%	4,382
BAPTIST HEALTH SOUTH FLORIDA - TAMiami TRAIL URGENT CARE		3,509	861	20%	4,370
ESCAMBIA COMMUNITY CLINICS INC	7	3,208	1,131	26%	4,346
THE CENTER FOR URGENT CARE	3	3,606	733	17%	4,342
BAPTIST HEALTH SOUTH FLORIDA - CORAL GABLES (UNIVERSITY) URGENT CARE		3,723	592	14%	4,315
MEDEXPRESS URGENT CARE - ESTERO		3,855	433	10%	4,288
ADVENTHEALTH CENTRA CARE SOUTH ORANGE		3,636	607	14%	4,243
WESTCHESTER HOSPITAL	23	3,387	832	20%	4,242
DOCTORS HOSPITAL OF SARASOTA CLINICAL LABORATORY		3,683	545	13%	4,228
BAPTIST HEALTH SOUTH FLORIDA - KENDALE LAKES URGENT CARE		3,383	836	20%	4,219

COVID-19: testing by laboratory

Data through Feb 10, 2021 verified as of Feb 11, 2021 at 09:25 AM

Data in this report are provisional and subject to change.

The numbers in the table below represent the number of Florida and non-Florida residents for whom test results were received by the Department of Health. A person can be tested by more than one laboratory and can have both positive and negative results. **Therefore, the sum of the numbers in each column will be larger than the total number of people tested.**

Reporting lab	Inconclusive	Negative	Positive	Percent positive	Total
MEASE DUNEDIN HOSPITAL	5	3,777	410	10%	4,192
BAPTIST HEALTH SOUTH FLORIDA - PINECREST URGENT CARE		3,591	571	14%	4,162
QDX PATHOLOGY SERVICES	2	3,818	338	8%	4,158
ADVENTHEALTH CENTRA CARE PORT ORANGE		3,467	683	16%	4,150
ADVENTHEALTH CENTRA CARE ORANGE LAKE		3,663	485	12%	4,148
ADVENTHEALTH CENTRA CARE LONGWOOD		3,664	482	12%	4,146
RAULERSON HOSPITAL		3,400	729	18%	4,129
FLORIDA FAMILY LABORATORY, INC DBA	33	3,725	368	9%	4,126
MINUTECLINIC		3,532	582	14%	4,114
MINUTECLINIC LLC #3703		3,423	678	17%	4,101
HEALTH FIRST ADVENTHEALTH CENTRA CARE GATEWAY	1	3,700	400	10%	4,101
PEDIATRIC HEALTH CARE ALLIANCE PA		3,747	352	9%	4,099
HEALTH FIRST ADVENTHEALTH CENTRA CARE TITUSVILLE		3,639	434	11%	4,073
ADVENT HEALTH - HEART OF FLORIDA ER	1	3,471	594	15%	4,066
BAPTIST HEALTH SOUTH FLORIDA - CORAL GABLES URGENT CARE		3,384	676	17%	4,060
NIGHT LITE PEDIATRICS URGENT CARE	1	3,414	637	16%	4,052
MEDEXPRESS URGENT CARE - ROYAL PALM BEACH		3,644	388	10%	4,032
PHYSICIANS REGIONAL MEDICAL CENTER - PINE RIDGE RD	1	3,265	728	18%	3,994
TALLAHASSEE PRIMARY CARE ASSOCIATES		3,460	507	13%	3,967
ADVENTHEALTH CENTRA CARE SAND LAKE		3,561	402	10%	3,963
MEDEXPRESS URGENT CARE - GOLDEN GATE		3,543	416	11%	3,959
MEDEXPRESS URGENT CARE PALM BEACH GARDENS		3,634	305	8%	3,939
ADVENTHEALTH EXPRESS CARE		3,133	798	20%	3,931
BAPTIST HEALTH SOUTH FLORIDA - PALMETTO BAY URGENT CARE		3,292	620	16%	3,912
ADVENTHEALTH CENTRA CARE LEESBURG		3,124	765	20%	3,889
US BIOTEK LABORATORIES	13	3,494	360	9%	3,867
BETHESDA HOSPITAL WEST		3,415	384	10%	3,799
FLORIDA COMMUNITY HEALTH CENTER		2,979	806	21%	3,785
BAYFRONT HEALTH - SEVEN RIVERS		3,412	341	9%	3,753
BAYA PHARMACY & URGENT CARE		2,729	1,019	27%	3,748
LEE HEALTH CONVENIENT CARE - PAGE FIELD		3,215	517	14%	3,732
TWIN CITIES HOSPITAL	1	3,231	475	13%	3,707
GENESIS DIAGNOSTICS		3,462	238	6%	3,700
MEMORIAL HOSPITAL- MIRAMAR	12	3,396	287	8%	3,695
ASCENSION SACRED HEART - EMERALD COAST		3,028	665	18%	3,693
PREMIER URGENT CARE OF BREVARD LLC	3	3,198	465	13%	3,666
URGENT CARE OF THE PALM BEACHES		2,942	706	19%	3,648
CLARITY LAB SOLUTIONS LLC		3,608	4	0%	3,612
MEDEXPRESS URGENT CARE - LAKELAND		3,172	415	12%	3,587
PARAMOUNT URGENT CARE - WINDERMERE		2,230	1,335	37%	3,565
LABORATORY OF FLORIDA LLC	40	3,235	257	7%	3,532
MEDCOMP SCIENCES LLC	53	1,734	1,680	48%	3,467
SIPARADIGM LLC	26	3,226	214	6%	3,466
ADVENTHEALTH CENTRA CARE		3,055	382	11%	3,437
DOCTORS TEST CENTERS		3,017	414	12%	3,431
ADVENTHEALTH PROMPT CARE	1	2,421	993	29%	3,415
BAPTIST HEALTH SOUTH FLORIDA - DAVIE URGENT CARE		2,823	587	17%	3,410

COVID-19: testing by laboratory

Data through Feb 10, 2021 verified as of Feb 11, 2021 at 09:25 AM

Data in this report are provisional and subject to change.

The numbers in the table below represent the number of Florida and non-Florida residents for whom test results were received by the Department of Health. A person can be tested by more than one laboratory and can have both positive and negative results. **Therefore, the sum of the numbers in each column will be larger than the total number of people tested.**

Reporting lab	Inconclusive	Negative	Positive	Percent positive	Total
BAYFRONT HEALTH - BROOKSVILLE		2,993	415	12%	3,408
MIDWAY SPECIALTY CARE CENTER DIAGNOSTICS	38	3,064	236	7%	3,338
DESOTO MEMORIAL HOSPITAL	3	2,720	590	18%	3,313
ADVENTHEALTH CENTRA CARE COLONIAL TOWN	2	2,949	361	11%	3,312
ENGLEWOOD COMMUNITY HOSPITAL		2,976	321	10%	3,297
LAKESIDE MEDICAL CENTER		2,533	725	22%	3,258
ACCU REFERENCE MEDICAL LAB	9	2,538	711	22%	3,258
VENTURE MEDICAL OF FLORIDA LLC		2,989	239	7%	3,228
BAPTIST HEALTH SOUTH FLORIDA - WESTON URGENT CARE		2,854	374	12%	3,228
AMELIA URGENT CARE		1,662	1,521	48%	3,183
BAYFRONT HEALTH - PUNTA GORDA		2,922	234	7%	3,156
BARTOW REGIONAL MEDICAL CENTER	1	2,607	497	16%	3,105
PRECISION HEALTH SOLUTIONS		2,874	166	5%	3,040
MINUTECLINIC LLC # 0709		2,556	457	15%	3,013
BAPTIST HEALTH URGENT CARE AT SAWGRASS		2,523	487	16%	3,010
MEDEXPRESS URGENT CARE CAPE CORAL		2,553	439	15%	2,992
BAPTIST HEALTH SOUTH FLORIDA - BRICKELL URGENT CARE		2,471	512	17%	2,983
HIGHLANDS REGIONAL MEDICAL CENTER		2,296	687	23%	2,983
HEALTH FIRST ADVENTHEALTH CENTRA CARE COCOA		2,673	273	9%	2,946
BAYFRONT HEALTH - SPRING HILL		2,676	268	9%	2,944
VETERANS AFFAIRS MEDICAL CENTER - ORLANDO	1	1,343	1,555	54%	2,899
STONE CLINICAL LABORATORIES		2,790	96	3%	2,886
WALGREENS ORLANDO	3	2,523	340	12%	2,866
WALGREEN CO	2	2,542	321	11%	2,865
SELECT LABORATORIES - MARION COUNTY, FL LLC	5	2,553	289	10%	2,847
MINUTECLINIC LLC		2,420	423	15%	2,843
ADVENTIST HEALTH SYSTEMS SUNBELT IN DBA		2,550	283	10%	2,833
PHARMCO RX	2	2,606	224	8%	2,832
HOLIDAY CVS LLC DBA CVS PHARMACY #5154		2,734	75	3%	2,809
SPORTS DRUG TESTING LABORATORY	47	2,636	96	3%	2,779
MEDEXPRESS URGENT CARE - DELAND		2,484	294	11%	2,778
MEMORIAL HOSPITAL PEMBROKE	3	2,413	323	12%	2,739
HEALTH FIRST ADVENTHEALTH CENTRA CARE MALABAR		2,447	278	10%	2,725
BMCT Molecular Diagnostics Subsection		2,216	473	18%	2,689
CITRUS MEMORIAL HOSPITAL LABORATORY		2,247	438	16%	2,685
MEDEXPRESS URGENT CARE LEHIGH ACRES		2,330	348	13%	2,678
EMERALD COAST URGENT CARE, LLC	1	1,968	659	25%	2,628
BRASHEAR'S VITAL CARE CORP		2,048	575	22%	2,623
ADVENTHEALTH CENTRA CARE KIDS LAKE MARY		2,418	197	8%	2,615
PALMS MEDICAL GROUP	5	1,693	913	35%	2,611
PRIMEHEALTH URGENT CARE INC		2,218	361	14%	2,579
MINUTECLINIC LLC #8396		2,201	373	14%	2,574
ADVENT HEALTH - OCALA		2,124	445	17%	2,569
VERILY LIFE SCIENCES		2,533	23	1%	2,556
MINUTECLINIC LLC #1067		2,206	345	14%	2,551
ADVENT HEALTH CENTRA CARE -WINTER PARK KIDS URGENT CARE	4	2,304	231	9%	2,539
ADVENT HEALTH - NEW SMYRNA		1,998	541	21%	2,539

COVID-19: testing by laboratory

Data through Feb 10, 2021 verified as of Feb 11, 2021 at 09:25 AM

Data in this report are provisional and subject to change.

The numbers in the table below represent the number of Florida and non-Florida residents for whom test results were received by the Department of Health. A person can be tested by more than one laboratory and can have both positive and negative results. **Therefore, the sum of the numbers in each column will be larger than the total number of people tested.**

Reporting lab	Inconclusive	Negative	Positive	Percent positive	Total
MINUTECLINIC LLC #3631		2,125	405	16%	2,530
NXGEN MDX LLC	4	2,243	277	11%	2,524
MARINERS HOSPITAL		2,274	247	10%	2,521
MINUTECLINIC LLC 5852		2,126	388	15%	2,514
BAPTIST HEALTH EMERGENCY CENTER COUNTRY WALK	1	2,081	394	16%	2,476
BAPTIST HEALTHCARE - GULF BREEZE HOSPITAL	3	2,036	433	18%	2,472
BAPTIST HEALTH - CLAY		2,111	360	15%	2,471
MC DIAGNOSTIC OF CONNECTICUT, PC #2220		2,094	371	15%	2,465
SCION LAB SERVICES LLC	23	2,254	185	8%	2,462
EMERALD COAST URGENT CARE LLC		1,804	653	27%	2,457
MEDONE PLLC		1,823	586	24%	2,409
QUICK CARE MED PL	2	1,862	522	22%	2,386
ACCESS POINT HEALTHCARE URGENT & PRIMARY CARE	2	1,769	602	25%	2,373
GESSLER CLINIC		1,558	815	34%	2,373
BAPTIST HEALTH - OAKLEAF		1,945	419	18%	2,364
MEDEXPRESS FORT MYERS		2,045	292	12%	2,337
PHYSICIANS STAT LAB	3	1,066	1,255	54%	2,324
MINUTECLINIC LLC #5249		1,822	498	21%	2,320
PARAMOUNT URGENT CARE - OVIEDO		1,562	756	33%	2,318
COMMUNITY HEALTH NORTHWEST FLORIDA	4	1,764	547	24%	2,315
LEE HEALTH - COCONUT POINT CLINICAL LAB	2	1,872	433	19%	2,307
PHYSICIAN ASSOCIATES		2,065	234	10%	2,299
MINUTE CLINIC LLC		1,976	319	14%	2,295
BAPTIST HEALTH SOUTH FLORIDA - MIAMI BEACH URGENT CARE		1,964	329	14%	2,293
ALTRU DIAGNOSTICS INC	2	2,142	132	6%	2,276
PROHEALTH	1	812	1,453	64%	2,266
MINUTECLINIC LLC #3463		1,883	383	17%	2,266
MEDEXPRESS URGENT CARE CORAL SPRINGS		2,020	227	10%	2,247
PRIMEHEALTH URGENT CARE	1	1,865	360	16%	2,226
SACRED HEART HEALTH SYSTEM, INC	1	1,438	774	35%	2,213
MINUTECLINIC LLC #5253		1,834	378	17%	2,212
PHYSICIANS REGIONAL MEDICAL CENTER - COLLIER BLVD	1	1,526	671	31%	2,198
PARAMOUNT URGENT CARE - ORLANDO		1,370	815	37%	2,185
MEDEXPRESS URGENT CARE - VERO BEACH		1,900	281	13%	2,181
PARAMOUNT URGENT CARE INC		673	1,501	69%	2,174
HOLMES REG MED CENTER CLINICAL LAB		1,823	333	15%	2,156
MINUTECLINIC LLC #4415		1,785	363	17%	2,148
LOWER KEYS MEDICAL CENTER		1,890	245	11%	2,135
MEDEXPRESS URGENT CARE - CLEWISTON		1,773	346	16%	2,119
ADVENTHEALTH CENTRA CARE CONWAY		1,746	325	16%	2,071
CARENOW URGENT CARE		1,170	898	43%	2,068
DONALD W ROBERTSON DO PA		1,579	465	23%	2,044
ASSOCIATED PATHOLOGISTS, LLC	3	1,655	367	18%	2,025
MINUTECLINIC LLC #5854		1,702	323	16%	2,025
MINUTECLINIC LLC #5190		1,640	365	18%	2,005
FLORIDA MEDICAL CLINIC	3	954	1,012	51%	1,969
TAMPA COMMUNITY HOSPITAL		1,658	310	16%	1,968

COVID-19: testing by laboratory

Data through Feb 10, 2021 verified as of Feb 11, 2021 at 09:25 AM

Data in this report are provisional and subject to change.

The numbers in the table below represent the number of Florida and non-Florida residents for whom test results were received by the Department of Health. A person can be tested by more than one laboratory and can have both positive and negative results. **Therefore, the sum of the numbers in each column will be larger than the total number of people tested.**

Reporting lab	Inconclusive	Negative	Positive	Percent positive	Total
DOC SMILEY'S URGENT CARE		1,706	247	13%	1,953
MARION E FETHER MEDICAL CENTER, THE		1,772	162	8%	1,934
BAY MEDICAL CENTER SACRED HEART HEALTH SYSTEM		1,428	505	26%	1,933
DR G'S URGENT CARE		1,670	248	13%	1,918
FLOWERS HOSPITAL		1,703	187	10%	1,890
MEDFAST URGENT CARE CENTERS LLC		563	1,322	70%	1,885
UNIVERSITY OF NORTH FLORIDA STUDENT HEALTH		1,826	59	3%	1,885
MEDEXPRESS URGENT CARE BOCA RATON		1,720	158	8%	1,878
GENUS3		1,799	71	4%	1,870
ASCENSION SACRED HEART - GULF		1,386	475	26%	1,861
MINUTECLINIC LLC #7886		1,600	261	14%	1,861
DYNIX DIAGNOSTIX		1,545	308	17%	1,853
AMELIA EXPRESS CARE LLC	10	1,563	263	14%	1,836
MEDEXPRESS PORT CHARLOTTE		1,649	163	9%	1,812
INTELEX LABS, LLC		1,743	56	3%	1,799
MINUTECLINIC LLC #3662		1,528	270	15%	1,798
ADVENT HEALTH - DADE CITY		1,567	228	13%	1,795
BLUE MED CONSULTANTS		1,674	57	3%	1,731
MINUTECLINIC LLC #5214		1,476	251	15%	1,727
MINUTECLINIC LLC #5069		1,392	314	18%	1,706
MINUTECLINIC LLC # 0514		1,485	215	13%	1,700
JW PLASTIC SURGERY		1,449	244	14%	1,693
MINUTECLINIC LLC #7887		1,502	191	11%	1,693
MINUTECLINIC, LLC #4015		1,261	430	25%	1,691
MINUTECLINIC LLC #1771		1,405	278	17%	1,683
PARRISH MEDICAL CENTER	1	1,463	218	13%	1,682
CHARLES AIESI CONSULTING INC	8	1,466	201	12%	1,675
BOND URGENT CARE LLC		1,237	435	26%	1,672
MINUTECLINIC LLC # 3930		1,407	258	15%	1,665
JACKSON HOSPITAL CLINICAL LABORATORY		1,402	261	16%	1,663
IGENOMIX USA LLC	46	1,463	154	9%	1,663
MINUTECLINIC LLC #4458		1,315	346	21%	1,661
MARTIN HEALTH SYSTEM - ST LUCIE WEST		1,497	163	10%	1,660
SPARROW HEALTHCARE	2	1,399	248	15%	1,649
MINUTECLINIC LLC #3705		1,411	228	14%	1,639
MINUTECLINIC LLC #1055		1,281	353	22%	1,634
BARDMOOR LABORATORY	9	1,389	234	14%	1,632
NCH NORTHEAST	7	1,244	374	23%	1,625
PATIENTS FIRST - THOMASVILLE ROAD		1,436	186	11%	1,622
NORTH SHORE LONG ISLAND JEWISH HEALTH		1,541	80	5%	1,621
MINUTECLINIC LLC #3814		1,313	287	18%	1,600
MINUTECLINIC LLC # 3686		1,370	223	14%	1,593
OPTEO LABORATORY		1,554	34	2%	1,588
DOC SMILEYS URGENT CARE LLC		1,292	295	19%	1,587
MINUTECLINIC LLC #3003		1,237	332	21%	1,569
MELBOURNE MEDICAL LABORATORY	2	1,365	202	13%	1,569
NCHMD INC		1,285	277	18%	1,562

COVID-19: testing by laboratory

Data through Feb 10, 2021 verified as of Feb 11, 2021 at 09:25 AM

Data in this report are provisional and subject to change.

The numbers in the table below represent the number of Florida and non-Florida residents for whom test results were received by the Department of Health. A person can be tested by more than one laboratory and can have both positive and negative results. **Therefore, the sum of the numbers in each column will be larger than the total number of people tested.**

Reporting lab	Inconclusive	Negative	Positive	Percent positive	Total
NEIGHBORHOOD MEDICAL CENTER INC	17	1,372	170	11%	1,559
MINUTECLINIC LLC #7225		1,328	224	14%	1,552
SHELL POINT NURSING PAVILION	1	1,480	70	5%	1,551
EMERGENCY PHYSICIANS MEDICAL CENTER		562	988	64%	1,550
Community_Health		1,358	190	12%	1,548
CAREFAST+		868	679	44%	1,547
LABTECH DIAGNOSTIC		1,261	279	18%	1,540
MINUTECLINIC LLC #7973		1,307	214	14%	1,521
MINUTECLINIC LLC #3291		1,315	201	13%	1,516
PENSACOLA PEDIATRICS PA	1	1,353	157	10%	1,511
MINI ER WATERFORD LAKES, THE		1,267	236	16%	1,503
MINUTECLINIC, LLC #3204		1,224	278	19%	1,502
LAKE WALES MEDICAL CENTER INC		1,299	197	13%	1,496
ASSURANCE SCIENTIFIC LABORATORIES	1	1,210	281	19%	1,492
MINUTECLINIC LLC #7173		1,295	192	13%	1,487
WHOLE FAMILY HEALTH CENTER INC		1,212	273	18%	1,485
MINUTECLINIC, LLC (CLINIC 10699)		1,252	232	16%	1,484
ADVANCE MEDICAL OF NAPLES		326	1,120	77%	1,446
UHEALTH DEERFIELD BEACH/UMSYLVESTER DEERFIELD BEACH LABORATORY	3	1,380	55	4%	1,438
GENESIS LABORATORY MANAGEMENT	11	1,205	218	15%	1,434
MINUTECLINIC LLC #3257		1,174	259	18%	1,433
LABORATORY SPECIALISTS OF MICHIGAN		1,178	252	18%	1,430
BAPTIST HEALTH SOUTH FLORIDA - COUNTRY WALK URGENT CARE EXPRESS		1,217	209	15%	1,426
BIOCERNA LLC	9	1,248	164	12%	1,421
PATIENTS CHOICE LABORATORIES		829	589	42%	1,418
MEDIQUICK URGENT CARE CENTERS INC		967	448	32%	1,415
WELLINGTON REGIONAL MEDICAL CENTER		1,256	155	11%	1,411
AFC PHYSICIANS OF FLORIDA		1,026	381	27%	1,407
MINUTECLINIC LLC # 7933		1,218	185	13%	1,403
MINUTECLINIC LLC #3748		1,110	283	20%	1,393
MINUTECLINIC, LLC #5817		1,115	269	19%	1,384
MINUTECLINIC LLC #5216		1,159	216	16%	1,375
MINUTECLINIC LLC #4024		1,159	212	15%	1,371
MINUTECLINIC LLC #3285		1,164	198	15%	1,362
BAYFRONT HEALTH - CITRUS HILLS		1,160	202	15%	1,362
MINUTECLINIC LLC #3654		1,102	256	19%	1,358
ASCENSION ST VINCENT'S - SOUTHSIDE		1,309	49	4%	1,358
WHITE WILSON MEDICAL CENTER		164	1,194	88%	1,358
MINUTECLINIC LLC #3635		1,176	178	13%	1,354
MINUTECLINIC LLC #5924		1,100	233	17%	1,333
MINUTECLINIC LLC #3255		1,103	223	17%	1,326
BAPTIST HEALTH SOUTH FLORIDA - KEY BISCANE URGENT CARE EXPRESS		1,163	163	12%	1,326
MINUTECLINIC LLC #4612		1,029	293	22%	1,322
MINUTECLINIC LLC #3648		1,066	251	19%	1,317
ARCPPOINT LABS		783	533	41%	1,316
COASTAL LABORATORIES	1	1,029	281	21%	1,311
BAPTIST HEALTH EMERGENCY CENTER AT WEST CORAL WAY		1,005	302	23%	1,307

COVID-19: testing by laboratory

Data through Feb 10, 2021 verified as of Feb 11, 2021 at 09:25 AM

Data in this report are provisional and subject to change.

The numbers in the table below represent the number of Florida and non-Florida residents for whom test results were received by the Department of Health. A person can be tested by more than one laboratory and can have both positive and negative results. **Therefore, the sum of the numbers in each column will be larger than the total number of people tested.**

Reporting lab	Inconclusive	Negative	Positive	Percent positive	Total
PHYSICIANS PRIMARY CARE	2	1,094	200	15%	1,296
MINUTECLINIC LLC #1821		1,151	142	11%	1,293
KEYS AHEC SCHOOL MEDICAL CLINIC	7	1,195	89	7%	1,291
TEMPUS CLINICAL LABORATORY	10	1,131	142	11%	1,283
AMELIA EXPRESS CARE		710	571	45%	1,281
MEDEXPRESS URGENT CARE - JAX ATLANTIC BLVD		1,093	186	15%	1,279
MINUTECLINIC LLC #4201		1,122	156	12%	1,278
ELLENTON URGENT CARE		1,043	231	18%	1,274
UNIVERSITY OF ALABAMA AT BIRMINGHAM		1,232	34	3%	1,266
BAPTIST HEALTHCARE - JAY HOSPITAL		898	349	28%	1,247
MINUTECLINIC LLC #1807		1,030	210	17%	1,240
NYU HOSPITALS CENTER CLINICAL LABORATORIES		1,198	40	3%	1,238
TREASURE COAST MEDICAL ASSOCIATES INC		737	492	40%	1,229
MINUTECLINIC LLC # 3579		1,045	177	14%	1,222
CLINICORE		1,124	91	7%	1,215
SMA LAB	8	1,068	139	11%	1,215
ED FRASER MEMORIAL HOSPITAL		979	234	19%	1,213
PROJECT HEALTH, INC SUMTERVILLE	5	992	213	18%	1,210
VAVA PARTNERS LLC		439	764	64%	1,203
OPTUM LABS LLC		1,052	150	12%	1,202
ACCESS MEDICAL LABS		746	448	38%	1,194
UHEALTH CLINIC AT WALGREENS		963	229	19%	1,192
PREMIER MEDICAL	1	1,097	93	8%	1,191
PARAMOUNT URGENT CARE VILLAGES		842	346	29%	1,188
TOM LEE COMMUNITY HEALTH CENTER		803	382	32%	1,185
HOLIDAY CVS LLC DBA CVSPHARMACY #5155		1,122	48	4%	1,170
JUPITER MEDICAL CENTER URGENT CARE		820	344	30%	1,164
PEDIATRIC HEALTH CARE ALLIANCE - NORTHDAL		1,054	106	9%	1,160
FLORIDA DEPARTMENT OF HEALTH IN POLK COUNTY	2	858	263	23%	1,123
VERITAS GENETICS	61	942	119	11%	1,122
STAGEZERO LIFE SCIENCES INC	3	1,019	99	9%	1,121
CAPSTONE HEALTHCARE		791	329	29%	1,120
EPN URGENT CARE NAPLES	2	773	338	30%	1,113
LAB24 INC	3	436	667	60%	1,106
MINUTECLINIC LLC #476		921	175	16%	1,096
AFC PHYSICIANS OF FLORIDA PA		779	317	29%	1,096
MINUTECLINIC LLC #3637		823	267	24%	1,090
HEALTH CARE DISTRICT OF PALM BEACH COUNTY	1	929	159	15%	1,089
XYZ LABORATORY	8	935	145	13%	1,088
ST ANNES NURSING CENTER		1,063	23	2%	1,086
NORTH FLORIDA PEDIATRICS-TALLAHASSEE	1	988	94	9%	1,083
KETAMINE HEALTH CENTERS LLC		985	93	9%	1,078
SOLARIS HEALTHCARE PALATKA		976	101	9%	1,077
ADVANCED DIAGNOSTIC LABORATORY		1,027	47	4%	1,074
MINUTECLINIC, LLC #3245		836	234	22%	1,070
MINUTECLINIC LLC #3236		896	165	16%	1,061
RAINBOW RIVER MEDICAL LABORATORY		977	83	8%	1,060

COVID-19: testing by laboratory

Data through Feb 10, 2021 verified as of Feb 11, 2021 at 09:25 AM

Data in this report are provisional and subject to change.

The numbers in the table below represent the number of Florida and non-Florida residents for whom test results were received by the Department of Health. A person can be tested by more than one laboratory and can have both positive and negative results. **Therefore, the sum of the numbers in each column will be larger than the total number of people tested.**

Reporting lab	Inconclusive	Negative	Positive	Percent positive	Total
MINUTECLINIC LLC #1350		881	167	16%	1,048
PALM HARBOR PHARMACY		894	139	13%	1,033
COASTAL PEDIATRIC GROUP		891	136	13%	1,027
MINUTECLINIC LLC #8381		852	160	16%	1,012
STEWART REFERENCE LABORATORY	1	588	418	42%	1,007
NAPLES URGENT CARE	1	625	376	38%	1,002
FIU-HEALTH AUXILIARY LABORATORY	5	922	72	7%	999
VERITOR		850	149	15%	999
PROFESSIONAL HEALTH EXAMINERS DBA PROHEALTH	1	801	196	20%	998
LAKELAND REGIONAL HEALTH - PWC/OB		36	954	96%	990
ADVANCED MEDICAL OF NAPLES LLC		877	112	11%	989
OPTUMCARE FLORIDA LLC		767	219	22%	986
GENOME LLC	2	899	82	8%	983
BAYFRONTVENICEREGIONAL		915	62	6%	977
GENEIQ		922	52	5%	974
FLAGLER HOSPITAL LABORATORY	8	34	932	96%	974
MINUTECLINIC LLC #1815		830	142	15%	972
PARAMOUNT URGENT CARE - CLERMONT		686	284	29%	970
PRIMARY CARE OF THE TREASURE COAST		838	122	13%	960
CAREMED CLINIC LLC	1	716	238	25%	955
LITTLE PINE PEDIATRICS		709	246	26%	955
MINUTECLINIC, LLC # 4469		801	154	16%	955
PATIENTS FIRST LAKE ELLA MEDICAL CENTER		825	119	13%	944
CAREFAST MURABELLA		501	434	46%	935
XPRESS URGENT CARE	4	780	144	16%	928
READY RESPONDERS FLORIDA, PLLC		798	130	14%	928
NORTH FLORIDA PEDIATRICS - LAKE CITY		725	201	22%	926
VRL EUROFINs - DALLAS		913	13	1%	926
MINUTECLINIC LLC #6007		779	146	16%	925
GENE TOX WORLDWIDE	60	736	125	14%	921
PALM BAY HOSPITAL CLINICAL LABORATORY		620	300	33%	920
LENCO MEDICAL LABORATORY		874	42	5%	916
ADDICTION LABS OF AMERICA	3	834	71	8%	908
ARCPOINT LABS OF CORAL SPRINGS FL		802	99	11%	901
FAST TRACK URGENT CARE CENTER		4	893	100%	897
HISTOPATHOLOGY SERVICES, LLC		798	98	11%	896
ER QUICKCARE PL		750	144	16%	894
AMERICAN RESEARCH LABS		679	210	24%	889
HENDRY REGIONAL MEDICAL CENTER CLINICAL LABORATORY		673	214	24%	887
INTEGRITY LABORATORIES, LLC	2	719	158	18%	879
TACACHALE CLINICAL LABORATORY	1	821	46	5%	868
PROFESSIONAL HEALTH EXAMINERS		741	123	14%	864
APALACHEE CORRECTIONAL INSTITUTION EAST UNIT		844	17	2%	861
RIVER TOWN DIAGNOSTIC LLC		632	226	26%	858
TYNDALL AIR FORCE BASE		652	196	23%	848
FIRST QUALITY LABORATORY		795	48	6%	843
EUROFINs NTD, LLC		803	38	5%	841

COVID-19: testing by laboratory

Data through Feb 10, 2021 verified as of Feb 11, 2021 at 09:25 AM

Data in this report are provisional and subject to change.

The numbers in the table below represent the number of Florida and non-Florida residents for whom test results were received by the Department of Health. A person can be tested by more than one laboratory and can have both positive and negative results. **Therefore, the sum of the numbers in each column will be larger than the total number of people tested.**

Reporting lab	Inconclusive	Negative	Positive	Percent positive	Total
MINUTECLINIC, LLC DBA MINUTECLINIC #4717		809	31	4%	840
THE HEALTH CENTER OF PLANT CITY		769	69	8%	838
JOHNS HOPKINS ALL CHILDREN'S HOSPITAL		775	61	7%	836
NORTH FLORIDA PEDIATRICS PA - SUWANNEE	3	699	116	14%	818
FLORIDA HOSPITAL ORLANDO		743	74	9%	817
PHAROS HEALTH		628	188	23%	816
MOLECULAR TESTING LABS		758	53	7%	811
ASCENSION ST VINCENT'S - CLAY		775	35	4%	810
MYTEST DIAGNOSTICS		751	55	7%	806
ADVENTHEALTH CENTRA CARE WINTER HAVEN	1	310	494	61%	805
LEE COUNTY EMERGENCY MEDICAL SERVICE		700	104	13%	804
COVANCE CLINICAL RESEARCH UNIT INC		782	22	3%	804
NITE LITE PEDIATRICS		234	563	71%	797
STEWART ROCKLEDGE HOSPITAL		621	172	22%	793
CVS HEALTH		563	226	29%	789
MIAMI JEWISH HEALTH SYSTEMS		735	54	7%	789
BROWNWOOD CARE CENTER		712	77	10%	789
PROHEALTH MEDICAL CLINIC		197	585	75%	782
DEPARTMENT OF CLINICAL LABS		763	17	2%	780
UNIVERSITY OF WEST FLORIDA STUDENT HEALTH SERVICES	1	657	121	16%	779
C.W. BILL YOUNG VA MEDICAL CENTER	1	20	756	97%	777
DYNIX DIAGNOSTICS	2	524	245	32%	771
BAPTIST HEALTH - MD ANDERSON CANCER CENTER		764	5	1%	769
COASTAL PHYSICIANS, LLC		612	151	20%	763
MEDICAL CONSULTANTS OF FLORIDA, LLC	1	626	134	18%	761
MACDILL AIR FORCE BASE		710	51	7%	761
MINUTECLINIC LLC #8927		628	131	17%	759
NONE		308	450	59%	758
MINUTECLINIC LLC #5157		638	119	16%	757
VRL EUROFINs		727	28	4%	755
MINUTECLINIC LLC #214		642	112	15%	754
LPG COCONUT POINT		618	136	18%	754
NORTH OKALOOSA MEDICAL CENTER		434	315	42%	749
INTERLACHEN PEDIATRICS		712	31	4%	743
Point of Care Testing	1	114	627	85%	742
PROJECT HEALTH INC	4	607	121	17%	732
VITAS HEALTHCARE CORPORATION OF FLA	1	726	4	1%	731
SANTA ROSA MEDICAL GROUP		575	155	21%	730
PEDIATRICS OF CENTRAL FLORIDA PA	19	667	42	6%	728
FISHERMENS HOSPITAL CLINICAL LAB		660	67	9%	727
MINUTECLNIC LLC		630	95	13%	725
ADVENT HEALTH LAB - ORLANDO		430	294	41%	724
NORTH FLORIDA PEDIATRICS PA		617	104	14%	721
NORTHEAST FLORIDA NEUROLOGY CLINICS, INC		607	113	16%	720
GROWING TOGETHER PEDIATRICS LLC		663	53	7%	716
MIDWAY SPECIATLY CARE CENTER		495	220	31%	715
DISNEY COVID TEST SITE		703	11	2%	714

COVID-19: testing by laboratory

Data through Feb 10, 2021 verified as of Feb 11, 2021 at 09:25 AM

Data in this report are provisional and subject to change.

The numbers in the table below represent the number of Florida and non-Florida residents for whom test results were received by the Department of Health. A person can be tested by more than one laboratory and can have both positive and negative results. **Therefore, the sum of the numbers in each column will be larger than the total number of people tested.**

Reporting lab	Inconclusive	Negative	Positive	Percent positive	Total
Tampa Lakes Health and Rehabilitation Center	2	642	69	10%	713
USF MORSANI CENTER FOR ADVANCED HEALTH CARE		622	88	12%	710
MINUTECLINIC LLC #5187		612	95	13%	707
SUNRISE URGENT CARE ASSOCIATES LLC D/B/A	5	367	329	47%	701
ANY LAB TEST NOW	1	463	237	34%	701
INTERLACHEN PEDIATRICS PA		669	30	4%	699
NORTH SHORE LIJ URGENT CARE PC		660	38	5%	698
PRIMARY CARE SERVICES AT INDIAN RIVER ESTATES		678	18	3%	696
CATALYST WALK IN CLINIC		551	139	20%	690
PREMIER MEDICAL LABORATORY SERVICES	1	463	225	33%	689
CONSULATE HEALTH CARE OF NEW PORT RICHEY	2	566	118	17%	686
ORLANDO HEALTH AND REHAB CENTER		636	43	6%	679
Victoria Nursing and Rehabilitation Center		631	47	7%	678
KENDALL HEALTHCARE PROPERTIES DBA	2	649	27	4%	678
MINI ER ADULT AND PEDIATRIC URGENT CARE		574	98	15%	672
CARE ONE OF FLORIDA LLC		453	219	33%	672
CRUCIAL CARE EMERGENCY MEDICINE DOCTORS		521	150	22%	671
NCH HEALTHCARE SYSTEM MICROBIOLOGY LAB		2	667	100%	669
CLINICAL PATHOLOGY LABS INC		603	66	10%	669
WILLOWBROOKE COURT AT EDGEWATER POINTE ESTATES		659	9	1%	668
VENICE REGIONAL MEDICAL CENTER		574	92	14%	666
DOCTOR'S MEMORIAL HOSPITAL		502	158	24%	660
CAPE CANAVERAL HOSPITAL		427	233	35%	660
MEDICAL FP – WHOLE FAMILY HEALTH CENTER		539	120	18%	659
TREE HOUSE PEDIATRICS PLLC		591	65	10%	656
PALACE NURSING HOME & REHAB CENTER		619	36	5%	655
ST PETERSBURG PEDIATRICS	1	579	74	11%	654
POINT OF CARE TESTING SITE		630	24	4%	654
EXACT SCIENCES LABORATORIES, LLC		530	123	19%	653
JACKSONVILLE BEACH PEDIATRIC CARE CENTER		592	57	9%	649
REDI MED LLC		510	139	21%	649
SOLARIS HEALTHCARE CHARLOTTE HARBOR		602	46	7%	648
SPECTOR SCIENTIFIC LAB	1	233	413	64%	647
PRIMARY CARE SOUTH INC		324	323	50%	647
PALM GARDEN OF PORT SAINT LUCIE		639	8	1%	647
MAVERICK LABS		459	188	29%	647
EAST LAKE PEDIATRICS		556	90	14%	646
CHILDRENS MEDICAL ASSOCIATION		572	60	9%	632
AMERICAN SCIENTIFIC LABORATORIES LLC		628	4	1%	632
ADVENTHEALTH CENTRA CARE TRINITY		559	72	11%	631
HALIFAX MEDICAL CENTER-PORT ORANGE LAB		532	99	16%	631
LIFE CARE CENTER OF NEW PORT RICHEY		590	33	5%	623
FAMILY HEALTH CENTERS OF SWF LABS	2	540	80	13%	622
LOOP PEDIATRICS PA	3	509	108	17%	620
NCHMD, INC SOUTHEAST IMMEDIATE CARE		477	143	23%	620
LIFE CARE CENTER OF ORANGE PARK		583	30	5%	613
MANOR PINES CONVALESCENT CENTER LLC	1	592	20	3%	613

COVID-19: testing by laboratory

Data through Feb 10, 2021 verified as of Feb 11, 2021 at 09:25 AM

Data in this report are provisional and subject to change.

The numbers in the table below represent the number of Florida and non-Florida residents for whom test results were received by the Department of Health. A person can be tested by more than one laboratory and can have both positive and negative results. **Therefore, the sum of the numbers in each column will be larger than the total number of people tested.**

Reporting lab	Inconclusive	Negative	Positive	Percent positive	Total
JOHN KNOX VILLAGE HEALTH CENTER		591	19	3%	610
HOLY CROSS HOSPITAL		12	598	98%	610
PRIMARY CARE SERVICES AT ST ANDREWS ESTATES		607			607
CREEKSIDE CARE CENTER	1	520	84	14%	605
GULF COAST MOLECULAR LABORATORIES	12	494	97	16%	603
MOUNT SINAI LABORATORY		574	28	5%	602
PATIENTS FIRST - MAHAN DRIVE		164	435	73%	599
Crestview Rehabilitation Center	5	468	126	21%	599
GULF COAST VILLAGE		567	30	5%	597
ABSOLUTE GENOMICS	1	471	125	21%	597
MAIN STREET MEDICAL CENTER		127	467	79%	594
VETERANS AFFAIRS MEDICAL CENTER - JAMES A HALEY			593	100%	593
WOODLANDS MEDICAL SPECIALISTS		359	234	39%	593
ADVENTHEALTH MEDICAL GROUP PROMPT CARE		418	170	29%	588
ETHOS WELLNESS PHARMACY		545	42	7%	587
MID-FLORIDA PATHOLOGY		444	141	24%	585
ST JOHN'S NURSING CENTER		563	20	3%	583
HOLMES REGIONAL MEDICAL CENTER		5	577	99%	582
24 HOUR PEDIATRIC CARE CENTER	1	533	47	8%	581
GOLDEN GATE FAMILY CLINIC		169	408	71%	577
PALM GARDEN OF VERO BEACH		538	39	7%	577
BOND AND STEELE CLINIC PA		395	181	31%	576
GOLDEN GLADES NURSING & REHABILITATION CTR		564	12	2%	576
CARENOW URGENT CARE – FORT PIERCE		324	251	44%	575
MEDICAL VB		451	121	21%	572
CONSULATE HEALTHCARE OF VERO BEACH	14	475	79	14%	568
CALHOUN LIBERTY HOSPITAL		421	146	26%	567
TENNESSEE DOH - NASHVILLE	2	499	65	11%	566
CLEWISTON NURSING AND REHABILITATION CENTER		554	11	2%	565
SEBASTIAN RIVER MEDICAL CENTER	2	411	151	27%	564
THE PRESERVE		554	9	2%	563
BROAD INSTITUTE CLINICAL SEQUENCING RESEARCH PLATFORM	1	538	24	4%	563
VETERANS AFFAIRS MEDICAL CENTER		40	521	93%	561
HMA SANTA ROSA MEDICAL CENTER LLC DBA		437	122	22%	559
SHORELINE PHYSICIAN GROUP		342	214	38%	556
LIFE CARE CENTER OF HILLIARD		538	17	3%	555
FORT MYERS INTERNAL MEDICINE, LLC		499	55	10%	554
ECCOLAB GROUP	1	145	407	74%	553
NEMOURS CHILDREN'S HOSPITAL		453	98	18%	551
THERADOC		152	399	72%	551
The Sands at South Beach		545	4	1%	549
CYPRESS VILLAGE	1	522	24	4%	547
TELESCOPE HEALTH LLC	3	441	103	19%	547
VITAE DIAGNOSTICS		534	13	2%	547
FLAGLER COUNTY HEALTH DEPARTMENT	3	421	121	22%	545
AMERICAN MEDICAL RESPONSE		540	5	1%	545
Signature HealthCare Center of Waterford		515	29	5%	544

COVID-19: testing by laboratory

Data through Feb 10, 2021 verified as of Feb 11, 2021 at 09:25 AM

Data in this report are provisional and subject to change.

The numbers in the table below represent the number of Florida and non-Florida residents for whom test results were received by the Department of Health. A person can be tested by more than one laboratory and can have both positive and negative results. **Therefore, the sum of the numbers in each column will be larger than the total number of people tested.**

Reporting lab	Inconclusive	Negative	Positive	Percent positive	Total
COASTAL URGENT CARE		428	116	21%	544
CENTRAL FLORIDA HEALTH CARE INC		445	98	18%	543
CITY MEDICAL OF NEW JERSEY, PC		496	45	8%	541
NCF DIAGNOSTICS & DNA TECHNOLOGIES	15	208	318	59%	541
VITAS HEALTHCARE CORP OF CENTRAL FL		517	21	4%	538
SOUTHEAST ALABAMA MEDICAL CENT		487	49	9%	536
LIFE CARE CENTER OF PENSACOLA		489	46	9%	535
AMERICAN FAMILY CARE PENSACOLA WEST		1	533	100%	534
POINT WASHINGTON MEDICAL CLINIC	1	341	190	36%	532
EAST LAKE PEDIATRICS PA		486	46	9%	532
PENSACOLA PEDIATRICS	1	313	216	41%	530
J AND G MEDICAL GROUP LLC		440	90	17%	530
MEDICAL CENTER CLINIC-IMMEDIATE CARE	1	423	104	20%	528
VETERANS AFFAIRS MEDICAL CENTER - BAY PINES		17	510	97%	527
CLARITY LABS		458	69	13%	527
MED FAST URGENT CARE CENTER		260	267	51%	527
EDEN SPRINGS NURSING AND REHAB CENTER		416	110	21%	526
DOCTORS CENTER,THE		417	108	21%	525
NSPIRE HEALTHCARE MIAMI LAKES	7	503	14	3%	524
MANOR CARE NURSING CENTER OF SARASOTA FL LLC		432	87	17%	519
EMERALD SHORES HEALTH AND REHABILITATION		421	96	19%	517
BROOKDALE FORT MYERS CYPRESS LAKE		512	2	0%	514
MOORINGS PARK INSTITUTE, INC, THE		491	22	4%	513
VILLA MARIA NURSING & REHAB CENTER INC	1	500	11	2%	512
VIERA HOSPITAL, INC		393	119	23%	512
MEDFAST URGENT CARE CENTERS		230	280	55%	510
NORTH FLORIDA MEDICAL GROUP		381	128	25%	509
BOCA GRANDE HEALTH CLINIC		484	25	5%	509
BALDOMERO LOPEZ STATE VETERANS NURSING HOME	2	504	3	1%	509
AFC URGENT CARE CLEARWATER	1	123	385	76%	509
MANOR CARE HEALTH SERVICES - FT MYERS		486	22	4%	508
SPRING HILL HEALTH AND REHABILITATION CENTER		486	20	4%	506
ADVENTHEALTH EXPRESS CARE AT WALGREENS		440	64	13%	504
EXPRESS URGENT CARE LLC		1	500	100%	501
DAVITA LABORATORY		426	73	15%	499
DOH - INDIAN RIVER		426	73	15%	499
MEDONE URGENT CARE AT ST. AUGUSTINE		133	364	73%	497
CLINICAL PATHOLOGY LABS		386	110	22%	496
PALM GARDEN OF TAMPA		466	29	6%	495
PEDIATRIC HEALTHCARE ALLIANCE PA		449	46	9%	495
JACKSON MEMORIAL PERDUE MEDICAL CENTER		471	24	5%	495
Plantation Bay Rehabilitation Center		471	22	4%	493
GRAND COURT TAMPA		489	3	1%	492
WILLOW BROOKE COURT AT INDIAN RIVER ESTATES		446	44	9%	490
DIAMOND RIDGE HEALTH AND REHABILITATION		457	31	6%	488
JACKSON MEMORIAL LONG TERM CARE CENTER		468	20	4%	488
NEW YORK HOSPITAL LABORATORIES	1	475	12	2%	488

COVID-19: testing by laboratory

Data through Feb 10, 2021 verified as of Feb 11, 2021 at 09:25 AM

Data in this report are provisional and subject to change.

The numbers in the table below represent the number of Florida and non-Florida residents for whom test results were received by the Department of Health. A person can be tested by more than one laboratory and can have both positive and negative results. **Therefore, the sum of the numbers in each column will be larger than the total number of people tested.**

Reporting lab	Inconclusive	Negative	Positive	Percent positive	Total
HEALTH CENTER AT BRENTWOOD	1	444	42	9%	487
NCH HEALTHCARE BONITA		363	123	25%	486
FLORIDA GULF COAST UNIVERSITY		314	172	35%	486
CONTINENTAL CLINICAL RESEARCH, LLC		461	25	5%	486
MAYFLOWER ASSISTED LIVING		480	6	1%	486
ENZO CLINICAL LABS INC	3	461	21	4%	485
EXPRESS PHARMACY		448	36	7%	484
ASAP LABS LLC		352	131	27%	483
MEMORIAL PEMBROKE 24/7 CARE CENTER		365	118	24%	483
NORTH VISTA HOSPITAL LABORATORY		388	94	20%	482
VETERANS AFFAIRS MEDICAL CENTER - GAINESVILLE		3	478	99%	481
BUFFALO CROSSING HEALTHCARE & REHABILITATION CTR		465	15	3%	480
SABAL PALMS HEALTH AND REHAB		428	50	10%	478
ST CLOUD REGIONAL MEDICAL CENTER CLINICAL LAB		394	82	17%	476
VALENCIA HILLS HEALTH AND REHABILITATION CENTER		463	13	3%	476
LAKELAND REGIONAL HEALTH PABLO		410	65	14%	475
CLIFFORD CHESTER SIMS STATE VETERANS		465	9	2%	474
NORTH FLORIDA RETIREMENT VILLAGE		470	2	0%	472
RIVER GARDEN HEBREW HOME FOR THE AGED		417	54	11%	471
SUSANNA WESLEY HEALTH CENTER		434	36	8%	470
PEBBLEBROOK PHARMACY		376	93	20%	469
NAVAL HOSPITAL - JACKSONVILLE		136	331	71%	467
FLORIDA DEPARTMENT OF HEALTH CLAY COUNTY	1	369	95	20%	465
FOUNTAIN MANOR HEALTH AND REHAB CENTER	1	442	18	4%	461
Quest Diag Unspecifd	1	314	146	32%	461
BROOKDALE PALMER RANCH	1	403	57	12%	461
QUICK CARE MED		315	145	32%	460
BALDWIN PEDIATRICS	1	430	28	6%	459
HARTS HARBOR HEALTH CARE CENTER		438	21	5%	459
The Manor at Blue Water Bay		399	60	13%	459
PALM GARDEN OF JACKSONVILLE	2	378	79	17%	459
HARBOUR HEALTH CENTER		445	14	3%	459
THE PALACE AT HOMESTEAD	1	439	18	4%	458
AMERICA'S PHARMACY LLC		406	51	11%	457
LAUDERDALE NURSING CENTER LLC	1	436	19	4%	456
BAPTIST PRIMARY CARE	2	361	93	20%	456
RICARDO NAVARRO DO PA		386	68	15%	454
Good Samaritan Society Kissimmee Village		389	65	14%	454
CLARIDGE HOUSE NURSING CENTER		437	17	4%	454
ARCPPOINTS LABS		390	64	14%	454
ORANGE BLOSSOM FAMILY HEALTH		426	26	6%	452
SOLARIS HEALTHCARE LAKE CITY		362	88	20%	450
PARKLANDS FACILITY INC	4	399	42	9%	445
BIO-TECH CLINICAL LABORATORIES INC		391	54	12%	445
CHILDRENS MEDICAL ASSOCIATION PA		394	50	11%	444
MANOR AT CARPENTERS		416	27	6%	443
HERON POINTE HEALTH AND REHABILITATION	1	439	3	1%	443

COVID-19: testing by laboratory

Data through Feb 10, 2021 verified as of Feb 11, 2021 at 09:25 AM

Data in this report are provisional and subject to change.

The numbers in the table below represent the number of Florida and non-Florida residents for whom test results were received by the Department of Health. A person can be tested by more than one laboratory and can have both positive and negative results. **Therefore, the sum of the numbers in each column will be larger than the total number of people tested.**

Reporting lab	Inconclusive	Negative	Positive	Percent positive	Total
DIAMOND RIDGE HEALTH AND REHABILITATION CENTER		421	22	5%	443
SOUTHERN OAKS CARE CENTER	1	405	36	8%	442
PALMETTO FAMILY HEALTHCARE	1	278	163	37%	442
FLO-MEDILAB SERVICES LLC		188	251	57%	439
HILLCREST HEALTH CARE & REHABILITATION CENTER	2	425	12	3%	439
SMA SPECIALTY MEDICAL LAB		117	321	73%	438
WEST GABLES HEALTH CARE CENTER		425	10	2%	435
FLORIDA DEPARTMENT OF HEALTH IN CALHOUN COUNTY		318	117	27%	435
SHORE ACRES CARE CENTER		398	35	8%	433
LAB DOCTOR		382	51	12%	433
Q ANSWER LAB	1	381	49	11%	431
NEW PLANT CITY FAMILY CARE	1	228	202	47%	431
AVECINA MEDICAL JULINGTON	1	240	189	44%	430
HEARTLAND PEDIATRICS OF LAKE WALES		382	48	11%	430
ST ANDREWS BAY SKILLED NURSING & Williston Care Center		369	60	14%	429
FLORIDA DEPT OF HEALTH IN BREVARD COUNTY	3	363	63	15%	429
PEDIATRIC HEALTHCARE ALLIANCE		399	27	6%	426
PALM GARDEN OF OCALA		330	96	23%	426
MEDICAL CENTER OF DELTONA, INC		341	84	20%	425
CITRUS NURSING CENTER LLC		384	41	10%	425
MANOR OAKS NURSING & REHAB CENTER	4	419	2	0%	425
PHYSICIANS PRIMARY CARE LAB		360	60	14%	420
GARCIA CLINICAL LABORATORY		28	392	93%	420
Solaris HealthCare Windermere		389	31	7%	420
DXTERITY DIAGNOSTICS	1	397	22	5%	420
CARE ONE OF FLORIDA	1	283	136	32%	420
PHYSICIANS STAT LAB INC		350	69	16%	419
APP-UNIPATH, LLC	2	403	14	3%	419
Colonial Lakes Health Care		384	33	8%	417
PIONEER CLINICAL LAB LLC		343	73	18%	416
ORLANDO HEALTH CENTER FOR REHABILITATION		405	10	2%	415
BENTON PEDIATRICS INC		372	43	10%	415
LEHIGH REGIONAL MEDICAL CENTER LAB		371	44	11%	415
AFC URGENT CARE SEMINOLE			415	100%	415
FERNANDINA BEACH REHAB AND NURSING	1	396	15	4%	412
NEW YORK PRESBYTERIAN - CUMC CLINICAL		394	17	4%	411
MINUTECLINIC LLC #3671		366	44	11%	410
FLORIDA HOSPITAL WAUCHULA		283	125	31%	408
SANDBAY URGENT CARE		332	76	19%	408
TIDE LABORATORIES		362	43	11%	405
VITAS LUTHERAN TOWERS INPATIENT PROGRAM		340	63	16%	403
FAMILY HEALTH CENTERS OF SOUTHWEST FLORIDA INC		337	64	16%	401
HOPE HOSPICE AND COMMUNITY SERVICES INC	14	372	13	3%	399
AFC URGENT CARE FAMILY CARE			399	100%	399
DBI HEALTH INC		382	15	4%	397
LITTLE PINE PEDIATRICS PLLC	1	342	53	13%	396

COVID-19: testing by laboratory

Data through Feb 10, 2021 verified as of Feb 11, 2021 at 09:25 AM

Data in this report are provisional and subject to change.

The numbers in the table below represent the number of Florida and non-Florida residents for whom test results were received by the Department of Health. A person can be tested by more than one laboratory and can have both positive and negative results. **Therefore, the sum of the numbers in each column will be larger than the total number of people tested.**

Reporting lab	Inconclusive	Negative	Positive	Percent positive	Total
CONSULATE HEALTH CARE OF BAYONET POINT	4	384	7	2%	395
NORTH FLORIDA REHABILITATION & SPECIALTY CARE☐		391	4	1%	395
MINI ER AND URGENT CARE		289	105	27%	394
MICHAEL A MIDDLETON MD PA☐		379	15	4%	394
BROWARD PARTNERSHIP	6	379	7	2%	392
Santa Rosa Center for Rehabilitation and Healing		330	62	16%	392
BARBER		13	376	97%	389
SOLARIS HEALTHCARE MERRITT ISLAND		349	39	10%	388
SIGNATURE HEALTHCARE OF BROOKWOOD GARDENS		381	6	2%	387
PALMS OF SEBRING		352	34	9%	386
Ocala Health and Rehabilitation Center		366	20	5%	386
PALM GARDEN OF CLEARWATER		368	18	5%	386
ABBAY DELRAY		376	5	1%	381
INDIAN RIVER CTR, LLC		334	46	12%	380
FLORIDA HOSPITAL MEDICAL GROUP		256	124	33%	380
ORCHARD PARK HEALTH & REHABILITATION		373	5	1%	378
SOLARIS HEALTHCARE OSCEOLA		357	21	6%	378
BAYA PHARMACY WEST		8	368	98%	376
FIRST CHOICE PEDIATRICS		289	87	23%	376
TREASURE COAST COMMUNITY HEALTH	3	316	55	15%	374
SUWANNEE HEALTH AND REHABILITATION CENTER		369	5	1%	374
AFC URGENT CARE TYRONE		2	371	99%	373
HEALTHY STEPS PEDIATRICS		327	45	12%	372
BREVARD HEALTH ALLIANCE		166	206	55%	372
STARKE FAMILY MEDICAL CENTER		287	84	23%	371
HENDRY REGIONAL MEDICAL CENTER		107	264	71%	371
MEDONE URGENT CARE CENTER		149	222	60%	371
URGENT CARE BETHESDA	1	318	52	14%	371
PALM GARDEN OF WINTER HAVEN	2	353	15	4%	370
ELLENTON PEDIATRICS		352	18	5%	370
Cypress Cove Care Center		270	100	27%	370
ADVENT HEALTH - TAMPA		148	220	60%	368
EMERITUS AT NAPLES	2	365	1	0%	368
UR MEDICINE LABS- CENTRAL LABORATORY		345	22	6%	367
RUSKIN HEALTH CENTER		245	121	33%	366
FAIR HAVENS CENTER, OPCO		359	6	2%	365
PRO HEALTH		138	227	62%	365
Solaris Healthcare Daytona	2	316	46	13%	364
Stacey Health Care Centers Inc. dba Riverside Care Center		335	29	8%	364
MEDSCAN LABORATORY INC	1	163	199	55%	363
MEDIPATH		19	344	95%	363
CLERMONT HEALTH AND REHABILITATION CENTER		330	32	9%	362
INFORM DIAGNOSTICS		353	9	2%	362
FLORIDA DEPARTMENT OF HEALTH		322	40	11%	362
WATSON THERAPEUTICS INC		347	14	4%	361
CARENOW	2	183	176	49%	361
Timberidge Center for Rehabilitation and Healing		332	28	8%	360

COVID-19: testing by laboratory

Data through Feb 10, 2021 verified as of Feb 11, 2021 at 09:25 AM

Data in this report are provisional and subject to change.

The numbers in the table below represent the number of Florida and non-Florida residents for whom test results were received by the Department of Health. A person can be tested by more than one laboratory and can have both positive and negative results. **Therefore, the sum of the numbers in each column will be larger than the total number of people tested.**

Reporting lab	Inconclusive	Negative	Positive	Percent positive	Total
CARITHERS PEDIATRIC GROUP		319	41	11%	360
SEMINOLE NURSING PAVILION		352	7	2%	359
BOND CLINIC PA PEDIATRICS DEPT		320	35	10%	355
Manatee Springs Rehabilitation and Nursing Center		334	20	6%	354
GOOD SAMARITAN CENTER		352	2	1%	354
RAINBOW PEDIATRIC CENTER PA		330	23	7%	353
LIFEBRITE	1	166	186	53%	353
BROOKSVILLE HEALTHCARE CENTER LLC		344	9	3%	353
MY CLINICAL LAB		224	128	36%	352
SANFORD LABORATORIES		325	26	7%	351
CORE DIAGNOSTIC LABORATORIES LLC		237	114	32%	351
CLINICAL ENTERPRISE, INC		331	19	5%	350
BAYSHORE DIAGNOSTICS		309	41	12%	350
THE PALACE MANAGEMENT - THE PALACE AT CORAL GABLES		345	3	1%	348
CHILDRENS CLINIC WEST FLORIDA PEDIATRICS		313	34	10%	347
SIPARADIGM, DIAGNOSTIC INFORMATICS		273	74	21%	347
MANORCARE HEALTH SERVICES - VENICE		292	55	16%	347
Darcy Hall Of Life Care		340	6	2%	346
BROOKDALE PADDOCK HILLS	2	342	2	1%	346
MINUTECLINIC LLC, #10357		345	1	0%	346
VILLAGE AT VIENNA SQUARE,THE	6	329	11	3%	346
BLOUNTSTOWN REHABILITATION CENTER LLC		238	106	31%	344
LIFE CARE PONTE VEDRA INC		334	8	2%	342
solaris Healthcare Parkway	2	322	18	5%	342
HEALTH DESIGNS		328	13	4%	341
CORAL BAY HEALTHCARE AND REHABILITATION	1	328	12	4%	341
ADVENT HEALTH CENTRA CARE - PALM COAST		80	261	77%	341
VETERANS AFFAIRS MEDICAL CENTER - LAKE CITY		52	288	85%	340
TIDEWELL HOSPICE INC		334	6	2%	340
Bayside Care Center	1	318	20	6%	339
SELECT REFERENCE LABORATORIES, LLC	1	326	12	4%	339
SOLARIS HEALTHCARE BAYONET POINT		323	15	4%	338
Palmetto Subacute Care Center		326	10	3%	336
HEALTH CENTRAL PARK		270	66	20%	336
Life Care Center of Ocala		279	56	17%	335
AFC URGENT CARE		67	267	80%	334
USAFSAM/PHE		174	158	48%	332
HAINES CITY REHABILITATION AND NURSING CENTER		307	24	7%	331
FAMILY CARE PARTNERS OF NORTHEAST FLORIDA LLC		257	72	22%	329
NORTH PINELLAS STATMED QUICK QUALITY CLINICS		236	93	28%	329
DIAGNOSTIC & CLINICAL CARE SERVICES INC DBA		258	71	22%	329
MOOSEHAVEN HEALTH CENTER		293	36	11%	329
Destin Healthcare and Rehabilitation Center	1	290	37	11%	328
PALM GARDEN OF WEST PALM BEACH	4	309	15	5%	328
EPN URGENT CARE		44	284	87%	328
Life Care Center at Wells Crossing		309	18	6%	327
AMEERAH LABS, LLC	2	248	77	24%	327

COVID-19: testing by laboratory

Data through Feb 10, 2021 verified as of Feb 11, 2021 at 09:25 AM

Data in this report are provisional and subject to change.

The numbers in the table below represent the number of Florida and non-Florida residents for whom test results were received by the Department of Health. A person can be tested by more than one laboratory and can have both positive and negative results. **Therefore, the sum of the numbers in each column will be larger than the total number of people tested.**

Reporting lab	Inconclusive	Negative	Positive	Percent positive	Total
SEA BREEZE REHAB AND NURSING CENTER□		318	9	3%	327
TRI-COUNTY NURSING AND REHABILITATION CENTER INC		311	15	5%	326
FLORIDA DEPARTMENT OF HEALTH IN LIBERTY COUNTY	2	231	92	28%	325
LIFE CARE CENTER OF PALM BAY□		308	15	5%	323
SUN COUNTRY PEDIATRICS PLLC	9	286	27	8%	322
PruittHealth Panama City	1	259	62	19%	322
MIDWAY SPECIALTY CARE CENTER	3	203	114	36%	320
FLORIDA HOSPITAL HEARTLAND MED CTR LAKE PLACID		234	86	27%	320
CORAL TRACE HEALTH CARE□	2	313	5	2%	320
FAIRWAY OAKS CENTER LLC	6	307	6	2%	319
FG RAPID RESULTS	2	116	201	63%	319
VILLAGE DOCTORS OF KEYSTONE		239	79	25%	318
DELTONA HEALTH CARE		295	23	7%	318
ORCHARD RIDGE CARE AND REHABILITATION CENTER		299	19	6%	318
MEDFAST URGENT CARE CENTER		86	230	73%	316
PruittHealth Santa Rosa		225	90	29%	315
Marshall Health and Rehabilitation Center		274	40	13%	314
BIOCEPT		292	22	7%	314
CRONOS CLINICAL LABORATORY	22	202	90	29%	314
SABAL DIRECT PRIMARY CARE, PA		256	57	18%	313
GENESIS MEDICAL LABORATORY MIAMI FL.		83	230	73%	313
UNIVERSITY OF TAMPA INC, THE		311	2	1%	313
VITAS HEALTHCARE CORPORATION		309	4	1%	313
ATLANTIC SHORES NURSING AND REHAB CENTER	1	301	9	3%	311
SIGNATURE HEALTHCARE OF NORTH FLORIDA		309	2	1%	311
Bay Breeze Senior Living and Rehabilitation Center		258	53	17%	311
COLOR GENOMICS, INC.	2	302	6	2%	310
MANOR CARE OF BOYNTON BEACH LLC		285	24	8%	309
KEY WEST HEALTH AND REHAB	1	301	7	2%	309
HARDEE MANOR HEALTH CARE CENTER	1	304	3	1%	308
PINES OF SARASOTA		305	3	1%	308
ROLLINS COLLEGE WELLNESS CENTER		130	178	58%	308
MEDEXPRESS LUTZ		3	305	99%	308
PALM GARDEN OF ORLANDO		276	31	10%	307
NAPLES CHILDREN'S URGENT CARE		260	47	15%	307
SERENADES IN THE VILLAGES		252	54	18%	306
OCEAN VIEW NURSING AND REHAB CENTER		289	16	5%	305
LabCorp (Non-Interfaced)	1	122	182	60%	305
GOOD SAMARITAN SOCIETY-DAYTONA		286	19	6%	305
ANCIENT CITY PEDIATRICS		290	14	5%	304
ASCEND CLINICAL	2	235	67	22%	304
ST LUCIE EMPLOYEE HEALTH & WELLNESS CENTER		299	5	2%	304
VILLAGE DOCTORS FAMILY MEDICAL CENTER OF		240	63	21%	303
ROSEWOOD HEALTH AND REHABILITATION CENTER		281	21	7%	302
HARDEE COUNTY HEALTH DEPARTMENT		240	62	21%	302
SUNLAND MARIANNA COX MEDICAL CENTER		261	40	13%	301
Bardmoor Oaks Healthcare and Rehabilitation Center		293	8	3%	301

COVID-19: testing by laboratory

Data through Feb 10, 2021 verified as of Feb 11, 2021 at 09:25 AM

Data in this report are provisional and subject to change.

The numbers in the table below represent the number of Florida and non-Florida residents for whom test results were received by the Department of Health. A person can be tested by more than one laboratory and can have both positive and negative results. **Therefore, the sum of the numbers in each column will be larger than the total number of people tested.**

Reporting lab	Inconclusive	Negative	Positive	Percent positive	Total
Palm Garden of Largo		297	3	1%	300
BAY VILLAGE OF SARASOTA INC		297	3	1%	300
SPECIALTY HEALTH AND REHABILITATION CENTER		274	25	8%	299
AVELLINO LAB USA, INC	1	286	12	4%	299
PHYSICIANS REGIONAL WALK-IN		185	114	38%	299
KISSIMMEE FACILITY OPERATIONS LLC		276	23	8%	299
GANDY CROSSING CARE CENTER	1	284	13	4%	298
BOCA BIOLISTICS REFERENCE LABORATORY	2	185	110	37%	297
ENCOMPASS HEALTH REHABILITATION HOSPITAL OF SUNRISE	8	283	6	2%	297
HEALTH FIRST ADVENTHEALTH CENTRA CARE - TITUSVILLE		56	241	81%	297
HEALTH PARK CARE CENTER		294	3	1%	297
BUENA VISTA URGENT CARE		264	32	11%	296
AVENTURA REHAB AND NURSING CENTER		287	6	2%	293
ASSOCIATESMD MEDICAL GROUP INC		244	49	17%	293
FLORIDA HEART & VASCULAR MULTISPECIALTY GROUP PA		203	90	31%	293
NORTHWEST MEDICAL CENTER CLINICAL LABORATORY		175	117	40%	292
OSPREY LODGE		232	59	20%	291
AVANTE AT MT DORA		287	3	1%	290
ADDINGTON PLACE AT WELLINGTON GREEN		286	4	1%	290
SILVER CREEK SENIOR LIVING COMMUNITY		285	5	2%	290
PALM GARDEN OF GAINESVILLE	2	285	2	1%	289
ARGO SENIOR LIVING AT HAVERHILL		271	18	6%	289
PALMS REHABILITATION AND HEALTHCARE CENTER		253	36	12%	289
AUBURN UNIVERSITY MEDICAL CLINIC		227	62	21%	289
LUTHERAN HAVEN		280	8	3%	288
LAKE EUSTIS HEALTH AND REHABILITATION CENTER		281	7	2%	288
SAINTS 120 LLC	1	253	34	12%	288
ADVENTHEALTH EXPRESS CARE AT WALGREENS 49TH STREET		243	45	16%	288
ST JAMES HEALTH AND REHABILITATION CENTER		203	84	29%	287
FL HUD DESTIN, LLC D/B/A GRAND BOULEVARD HEALTH		253	34	12%	287
SAMANTHA WILSON CARE CENTER	3	274	9	3%	286
LAKELAND REGIONAL HEALTH SYSTEMS INC		20	266	93%	286
STEWART SEBASTIAN RIVER MEDICAL CENTER		246	40	14%	286
REGENTS PARK OF BOCA RATON		284	2	1%	286
THE SPRINGS AT BOCA CIEGA BAY		277	9	3%	286
PIONEER CLINICAL LAB, LLC		182	103	36%	285
SPRINGTREE REHAB & HEALTH CARE CENTER		269	16	6%	285
BRISTOL AT TAMPA, THE	4	273	8	3%	285
TAMARAC REHABILITATION & HEALTH CENTER		282	2	1%	284
JACKSON PLAZA NURSING & REHAB CENTER	6	272	6	2%	284
NATIONS BEST FAMILY HEALTH CARE		112	171	60%	283
HCSO OCCUPATIONAL HEALTH AND WELLNESS CENTER		221	61	22%	282
BRIDGEWATER PARK HEALTH AND REHAB		257	25	9%	282
HOMESTEAD MANOR	2	239	40	14%	281
CONSULATE HEALTH CARE OF SAFETY HARBOR		275	6	2%	281
KENNEDY PAIN CLINIC GROUP LLC		253	28	10%	281
AVANTE AT LEESBURG INC		281			281

COVID-19: testing by laboratory

Data through Feb 10, 2021 verified as of Feb 11, 2021 at 09:25 AM

Data in this report are provisional and subject to change.

The numbers in the table below represent the number of Florida and non-Florida residents for whom test results were received by the Department of Health. A person can be tested by more than one laboratory and can have both positive and negative results. **Therefore, the sum of the numbers in each column will be larger than the total number of people tested.**

Reporting lab	Inconclusive	Negative	Positive	Percent positive	Total
ORLANDO VA MEDICAL CENTER			280	100%	280
AURORA DIAGNOSTICS BERNHARDT LABORATORIES PATHOLOGY SERVICE		190	90	32%	280
ST JUDE CHILDREN'S RESEARCH HOSPITAL		265	15	5%	280
FLOMEDILAB		69	210	75%	279
ELMHURST HOSPITAL CENTER	1	258	19	7%	278
The Care Center at Pinellas Park	1	268	8	3%	277
HEATHER HILL HEALTHCARE CENTER		232	45	16%	277
PRUITT HEALTH-SANTA ROSA		275	2	1%	277
LIFE CARE CENTER OF WINTER HAVEN		258	18	7%	276
PEDIATRIC ASSOCIATES OF OCALA PA		247	29	11%	276
ADVENTHEALTH MEDICAL GROUP PROMPT CAR	1	185	90	33%	276
UNIVERSITY OF TAMPA STUDENT HEALTH AND SHC CLINICAL LABORATORY		128	147	53%	275
WESTCHESTER GARDENS LIMITED PARTNERSHIP		269	6	2%	275
FAMILY CARE PARTNERS OF NE FLORIDA LLC		207	68	25%	275
SUNSHINE URGENT CARE LLC		159	115	42%	274
LONGWOOD FAMILY PRACTICE		208	66	24%	274
Glades West Rehabilitation and Nursing Center		266	8	3%	274
RIVERS FAMILY MEDICINE PA		201	73	27%	274
QUALITOX LABORATORIES		105	167	61%	272
RULEME CENTER	2	244	26	10%	272
MAGNOLIA FAMILY URGENT CARE		238	34	13%	272
FHMG FLORIDA HOSPITAL MEDICAL GROUP		237	34	13%	271
Rehabilitation Center for Park Place LLC		260	11	4%	271
BAPTIST PRIMARY CARE, INC		250	20	7%	270
ROSEN MEDICAL CENTER		231	38	14%	269
PREMIER PLACE AT THE GLENVIEW		260	8	3%	268
PERSONALIZED GENETIC TESTING	1	175	92	34%	268
CHAUTAUQUA REHABILITATION AND NURSING CENTER		257	9	3%	266
DIGNITY HEALING, LLC		254	12	5%	266
ADVENT HEALTH CARE CENTER	9	245	12	5%	266
ADVENT HEALTH CENTRA CARE - ORMOND BEACH		113	153	58%	266
REHABILITATION CENTER OF LAKE CITY, THE		238	28	11%	266
HOLIDAY CVS LLC DBA CVS/PHARMACY #0440		257	8	3%	265
renaissance health and rehabilitation center		247	17	6%	264
DAVID SCOTT MADWAR MD PA□		237	27	10%	264
SERANADES BY SONATA WEST ORANGE		234	29	11%	263
Fernandina Beach Rehabilitation and Nursing Center		260	3	1%	263
MANOR CARE OF NAPLES FL LLC		260	3	1%	263
TUSKAWILLA NURSING AND REHAB CENTER	2	254	7	3%	263
TALLAHASSEE NHHI LLC	1	234	27	10%	262
PEDIATRIC HEALTH CARE ALLIANCE, PA		237	25	10%	262
Solaris Healthcare Lake Bennet		229	32	12%	261
BEAR CREEK NURSING CENTER		256	4	2%	260
CLIFFORD CHESTER SIMS VA NURSING HOME		251	9	3%	260
ADVENTHEALTH EXPRESS CARE AT		199	61	23%	260
INTERNAL MEDICINE & PEDIATRICS OF TAMPA BAY PA		212	47	18%	259
CONSULATE HEALTHCARE OF KISSIMMEE		247	12	5%	259

COVID-19: testing by laboratory

Data through Feb 10, 2021 verified as of Feb 11, 2021 at 09:25 AM

Data in this report are provisional and subject to change.

The numbers in the table below represent the number of Florida and non-Florida residents for whom test results were received by the Department of Health. A person can be tested by more than one laboratory and can have both positive and negative results. **Therefore, the sum of the numbers in each column will be larger than the total number of people tested.**

Reporting lab	Inconclusive	Negative	Positive	Percent positive	Total
CROSS POINTE CARE CENTER	2	252	4	2%	258
Solaris Healthcare Coconut Creek		252	6	2%	258
PROTEUS MOLECULAR AND CLINICAL LAB	1	148	109	42%	258
FLORIDA WOMAN CARE LABORATORY LLC		232	26	10%	258
BRENTWOOD RETIREMENT COMMUNITY	5	222	30	12%	257
ACCURATE DIAGNOSTIC LABS, INC		243	14	5%	257
BROOKDALE DESTIN		244	12	5%	256
BAYA POINTE NURSING AND REHABILITATION		173	83	32%	256
URGENT CARE EXPRESS LLC		1	255	100%	256
Solaris HealthCare Imperial		247	8	3%	255
LAKE PARK OF MADISON		246	7	3%	253
SHELL POINT VILLAGE MEDICAL CENTER		246	7	3%	253
SOUTHWEST ORLANDO FAMILY MEDICINE, PL		208	44	17%	252
ONESTOP MEDICAL AND URGENT CARE LLC		213	39	15%	252
SILVERCREST HEALTH AND REHABILITATION CENTER	3	241	7	3%	251
PEDIATRICS BY THE SEA		241	8	3%	249
MANORCARE AT LELY PALMS		243	5	2%	248
MARTIN MEMORIAL MEDICAL CENTER LAB		128	119	48%	247
BAPTIST PRIMARY CARE INC	1	222	24	10%	247
HARBOURWOOD	1	242	4	2%	247
Parkview Rehabilitation Center at Winter Park		241	6	2%	247
WELL HEALTH WORKS	1	221	25	10%	247
COMMUNITY HEALTH AND REHABILITATION CENTER		189	57	23%	246
CARRINGTON PLACE OF ST PETE LLC		242	4	2%	246
Life Care Center of Punta Gorda	1	233	12	5%	246
BROWARD NURSING & REHABILITATION CTR	8	231	7	3%	246
Heritage Healthcare at Tallahassee		239	7	3%	246
Coastal Health and Rehabilitation Center		236	10	4%	246
ST CATHERINE'S WEST REHABILITATION HOSPITAL		233	12	5%	245
24/7 PEDIATRIC CARE CENTERS INC		226	19	8%	245
ROSEWOOD HEALTHCARE & REHABILITATION CENTER		239	6	2%	245
MALABAR/ADVENT CENTRA CARE		48	196	80%	244
HOLLEY NAVARRE MEDICAL CLINIC		175	69	28%	244
BUREAU OF CLINICAL LABORATORIES		204	40	16%	244
EXCEL PEDIATRICS		201	42	17%	243
PORT SAINT LUCIE HOSPITAL		233	9	4%	242
ARCHER HEALTH VENTURES, LLC		217	25	10%	242
WESTWOOD HEALTHCARE SNF		200	41	17%	241
GOOD SAMARITAN CARES		236	5	2%	241
TIERRA PINES CENTER		228	12	5%	240
PALM GARDEN OF AVENTURA		236	3	1%	239
Sunset Point Center		235	4	2%	239
ELMCROFT PINECREST	1	218	20	8%	239
CHIPOLA HEALTH AND REHAB		222	17	7%	239
ESTERO ISLAND MEDICAL CENTER		188	51	21%	239
AMBULATORY SURGERY CENTER OF BOCA RATON LTD		236	2	1%	238
AMERICAN HOUSE SENIOR LIVING		189	49	21%	238

COVID-19: testing by laboratory

Data through Feb 10, 2021 verified as of Feb 11, 2021 at 09:25 AM

Data in this report are provisional and subject to change.

The numbers in the table below represent the number of Florida and non-Florida residents for whom test results were received by the Department of Health. A person can be tested by more than one laboratory and can have both positive and negative results. **Therefore, the sum of the numbers in each column will be larger than the total number of people tested.**

Reporting lab	Inconclusive	Negative	Positive	Percent positive	Total
HAVEN OF OUR LADY OF PEACE INC		230	8	3%	238
AVON PARK PEDIATRICS INC	3	213	21	9%	237
Vi at Lakeside Village Skilled Nursing		232	5	2%	237
FLORIDA HEALTH CARE PLANS			237	100%	237
FORT MYERS REHABILITATION AND NURSING CENTER		210	26	11%	236
LASER & SURGERY CENTER OF THE PALM BEACHES□		234	1	0%	235
OAK HAMMOCK AT THE UNIVERSITY OF FLORIDA		229	6	3%	235
FLORIDA CLINICAL LABORATORY-BIOREFERENCE LABORATORIES		87	148	63%	235
REGENTS PARK AT AVENTURA		221	14	6%	235
OCALA FAMILY MEDICAL CENTER INC	1	193	41	17%	235
RIVERWOOD HEALTH NH LLC		196	39	17%	235
JACKSONVILLE KIDS PEDIATRICS, PLLC		204	31	13%	235
BAY TREE CARE AND REHABILITATION CENTER		197	38	16%	235
AVECINA MOBILE		121	114	49%	235
HOMESTEAD VILLAGE		223	11	5%	234
FRICKS PHARMACY		178	56	24%	234
ST PETERSBURG PEDIATRICS-SEMINOLE BLVD		181	53	23%	234
MEMPHIS PATHOLOGY LABORATORY	4	212	17	7%	233
TAVARES PEDIATRICS		197	36	15%	233
ABBOTT LABORATORIES		146	87	37%	233
PAVILION FOR HEALTHCARE, THE		231	2	1%	233
USA HEALTH UNIVERSITY HOSPITAL CLINICAL LABORATORY	1	227	5	2%	233
VETERANS AFFAIRS MEDICAL CENTER - MIAMI		1	232	100%	233
W FRANK WELLS NURSING HOME		205	27	12%	232
ADVANCED AMBULATORY SURGERY CENTER		220	11	5%	231
TERRACES OF LAKE WORTH CARE CENTER□		219	12	5%	231
KINDRED HOSPITAL	7	219	5	2%	231
ManorCare Health Services-Palm Harbor	1	229			230
TGH		1	229	100%	230
EDGEWATER AT WATERMAN VILLAGE,THE		214	15	7%	229
DOCTORS MEMORIAL HOSPITAL		108	121	53%	229
LYNN HAVEN SPORTS COMPLEX-WALKON CLINIC		21	207	91%	228
MIAMI JEWISH HEALTH SYSTEMS, INC	2	218	8	4%	228
ARCPPOINT LABS OF ST PETERSBURG		152	76	33%	228
Cross Gardens Care Center		227	1	0%	228
Solaris Senior Living North Naples ALF		218	9	4%	227
FELLOWSHIP HOME AT THE FAIRWAY LLC		221	6	3%	227
FIRST CHOICE PRIMARY CARE		181	46	20%	227
CENTERSTONE OF FLORIDA□		211	16	7%	227
MANDARIN PEDIATRICS		209	18	8%	227
PARKS HEALTHCARE & REHABILITATION CTR	4	211	11	5%	226
CLARE BRIDGE OF SARASOTA		223	2	1%	225
Avante at Inverness		224	1	0%	225
ADVENT HEALTH - ORLANDO		168	57	25%	225
Life Care Center at Inverrary		221	4	2%	225
Lakewood Nursing Center		196	29	13%	225
Chatsworth at PGA National, LLC		214	10	4%	224

COVID-19: testing by laboratory

Data through Feb 10, 2021 verified as of Feb 11, 2021 at 09:25 AM

Data in this report are provisional and subject to change.

The numbers in the table below represent the number of Florida and non-Florida residents for whom test results were received by the Department of Health. A person can be tested by more than one laboratory and can have both positive and negative results. **Therefore, the sum of the numbers in each column will be larger than the total number of people tested.**

Reporting lab	Inconclusive	Negative	Positive	Percent positive	Total
ST PETERSBURG PEDIATRICS-PARK BLVD		202	22	10%	224
Crossbreeze care center	1	221	2	1%	224
JAMES A HALEY VETERANS HOSPITAL			224	100%	224
ARCPOINT LABS OF SARASOTA MANATEE		148	76	34%	224
FAMILY EXPRESS URGENT CARE		4	219	98%	223
HOLISTIX TREATMENT CENTERS		217	6	3%	223
LEHIGH VALLEY GENOMICS			223	100%	223
ATLANTIC URGENT CARE		149	74	33%	223
PINNACLES PEDS CARE PA		222			222
OKEECHOBEE COUNTY HEALTH DEPT	1	143	78	35%	222
Boynton Beach Rehabilitation Center	2	213	4	2%	219
WOOD LAKE HEALTH AND REHABILITATION CENTER		219			219
Avante at Orlando		214	4	2%	218
VILLAGES REGIONAL HOSPITAL SURGERY CENTER LLC, THE		172	45	21%	217
STATMED QUICK QUALITY CLINIC AT NORTH PINELLAS		65	152	70%	217
THE MANOR AT CARPENTERS		185	32	15%	217
Lake Port Square Health Center		202	15	7%	217
LAKE PORT SQUARE		200	17	8%	217
KR at Hillsborough Lakes/Lutz Healthcare		206	10	5%	216
ST. CLOUD REGIONAL MEDICAL CENTER		199	17	8%	216
PEDIATRICS IN BREVARD PA		188	28	13%	216
CHIPOLA MEDICAL ASSOCIATES, LLC		151	65	30%	216
Consulate Health Care of North Fort Myers		203	12	6%	215
FLORIDA KEYS PEDIATRICS & ADOLESCENT CENTER		204	11	5%	215
AMERICAN FINNISH NURSING HOME	1	208	5	2%	214
NORTH FLORIDA PEDIATRICS - MARIANNA		176	38	18%	214
WALGREENS 3173		199	15	7%	214
BLOCK, NATION, CHASE, AND SMOLEN FAMILY MEDICINE		157	57	27%	214
GATEWAY/ADVENT CENTRA CARE	1	24	189	88%	214
CYPRESS COVE		207	6	3%	213
SIGNATURE HEALTHCARE AT THE COURTYARD		165	47	22%	212
POCONO MEDICAL CENTER		212			212
ORANGE COUNTY HEALTH DEPT		201	11	5%	212
THE RESIDENCE AT TIMBER PINES	4	183	25	12%	212
UCC - WELLINGTON		3	209	99%	212
PCB CLINIC		167	45	21%	212
CONSULATE HEALTH CARE OF WINTER HAVEN		209	3	1%	212
RESTORE HEALTH URGENT CARE		137	74	35%	211
SUNRISE DIAGNOSTIC LABORATORY		158	53	25%	211
BOND CLINIC, PA		150	60	29%	210
THE PALACE NURSING AND REHABILITATION CENTER		209			209
Taylor Care Center		204	5	2%	209
AZALEA TRACE		196	13	6%	209
ASCENSION MEDICAL GROUP		4	205	98%	209
Whispering Oaks	11	175	23	11%	209
LAKESIDE NEUROLOGIC		199	9	4%	208
CORAL REEF NURSING & REHABILITATION CENTER		203	4	2%	207

COVID-19: testing by laboratory

Data through Feb 10, 2021 verified as of Feb 11, 2021 at 09:25 AM

Data in this report are provisional and subject to change.

The numbers in the table below represent the number of Florida and non-Florida residents for whom test results were received by the Department of Health. A person can be tested by more than one laboratory and can have both positive and negative results. **Therefore, the sum of the numbers in each column will be larger than the total number of people tested.**

Reporting lab	Inconclusive	Negative	Positive	Percent positive	Total
DOCTORS MEMORIAL FAMILY MEDICINE	2	142	63	30%	207
SARAPATH DIAGNOSTICS		103	104	50%	207
DISCOVERY VILLAGE AT MELBOURNE		183	24	12%	207
HEALTH CENTRAL CLINICAL LABORATORY		194	12	6%	206
ST MARK VILLAGE		201	5	2%	206
NORTH FLORIDA PEDIATRICS PA - DUVAL		179	27	13%	206
BROOKDALE ATRIM WAY		200	5	2%	205
Orchid Cove at Sarasota		204	1	0%	205
WASHINGTON REHAB AND NURSING		196	9	4%	205
FULGENT GENETICS	2	163	39	19%	204
FORT PIERCE HEALTH CARE		198	5	2%	203
MACTOWN, INC		201	2	1%	203
SUPERIOR RESIDENCES OF PANAMA CITY BEACH		197	6	3%	203
POLK COUNTY HEALTH DEPARTMENT		178	24	12%	202
PATHGROUP LABS LLC		97	105	52%	202
GLENRIDGE ON PALMER RANCH,THE		195	7	3%	202
WIREGRASS DIRECT PRIMARY CARE PLLC□		170	32	16%	202
HEALTH FIRST - HOLMES REGIONAL MEDICAL CENTER		32	170	84%	202
VAMC WEST PALM LAB		5	196	98%	201
PLANT CITY PEDIATRICS		171	30	15%	201
Life Care Center of Sarasota		189	12	6%	201
ADVENT HEALTH CENTRA CARE - APOPKA NORTH		171	30	15%	201
Governors Creek Health and Rehabilitation	1	198	2	1%	201
NSPIRE HEALTHCARE LAUDERHILL		194	6	3%	200
HERITAGE HEALTHCARE AND REHABILITATION CENTER		195	5	3%	200
LIFE CARE CENTER OF PORT ST. LUCIE		190	9	5%	199
TRENTON MEDICAL CENTER INC DBA PALMS MEDICAL GROUP	4	140	55	28%	199
HOSPICE OF LAKE & SUMTER INC		198	1	1%	199
SOLARIS SENIOR LIVING VERO BEACH		192	7	4%	199
WHITE WILSON MEDICAL IMMEDIATE CARE NICEVILLE		1	197	99%	198
TRINITY REGIONAL REHAB CENTER		183	15	8%	198
ADVENT HEALTH - CARROLLWOOD	4	169	25	13%	198
San Jose Health & Rehabilitation		192	6	3%	198
DEPARTMENT OF HEALTH & HUMAN SERVICES		198			198
LAUREL POINT CARE ACQUISITION LLC DBA SANDGATE GARDENS REHAB AND NURSI		171	27	14%	198
Nspire Health Care Kendall		187	10	5%	197
WHITE-WILSON MEDICAL CENTER - FORT WALTON BEACH		187	9	5%	196
Consulate Healthcare of West Palm Beach		179	16	8%	195
PALM BEACH PEDIATRICS PA	2	175	18	9%	195
MEDIPATH LLC		2	193	99%	195
ABBIEJEAN RUSSELL CARE CENTER□		195			195
CONEY ISLAND HOSPITAL		187	7	4%	194
BAYVIEW CENTER		189	5	3%	194
VETERANS AFFAIRS ORLANDO VA MEDICAL CENTER			194	100%	194
MOBILE MEDICAL ASSOCIATES PL	6	157	30	16%	193
WALGREENS 10670		170	23	12%	193
BARTON HEALTH ALLIANCE		159	34	18%	193

COVID-19: testing by laboratory

Data through Feb 10, 2021 verified as of Feb 11, 2021 at 09:25 AM

Data in this report are provisional and subject to change.

The numbers in the table below represent the number of Florida and non-Florida residents for whom test results were received by the Department of Health. A person can be tested by more than one laboratory and can have both positive and negative results. **Therefore, the sum of the numbers in each column will be larger than the total number of people tested.**

Reporting lab	Inconclusive	Negative	Positive	Percent positive	Total
Bayside Health and Rehabilitation		164	29	15%	193
CONSULATE HEALTH CARE OF MELBOURNE		190	3	2%	193
ADVENT HEALTH CENTRA CARE - DAYTONA BEACH		94	99	51%	193
SARNO EXTENDED HOURS		124	68	35%	192
Cross Terrace REhabilitation		189	2	1%	191
LA MER NH LLC		187	4	2%	191
HEALTH LINK DIAGNOSTIC LABORATORIES		182	9	5%	191
NEO GENOMICS - FORT MYERS	1	183	6	3%	190
TARPON POINT NURSING AND REHABILITATION CENTER		187	3	2%	190
DE LUNA HEALTH AND REHABILITATION CENTER		168	22	12%	190
CYPRESS POINT LIVING, LLC		175	15	8%	190
LAKE VIEW CARE CENTER AT DELRAY		183	6	3%	189
MEDICAL CENTER AT OCEAN REEF,THE		180	9	5%	189
BORLAND GROOVER CLINIC	1	154	34	18%	189
INN AT ASTON GARDENS, THE		181	7	4%	188
WOMEN'S CARE FLORIDA LABORATORY		183	5	3%	188
OCEAN REEF MEDICAL CENTER		150	38	20%	188
ARBOR FACILITY INC		188			188
BOCA RATON REHABILITATION CENTER	4	180	3	2%	187
PLANTATION NURSING & REHAB CENTER		186			186
EDGEWOOD NURSING CENTER		179	7	4%	186
Heartland Healthcare of Ft. Myers	1	184	1	1%	186
PADDOCK RIDGE		183	3	2%	186
FINLAY CLINICAL LABORATORY INC		36	150	81%	186
ANTHEM LAKES LLC		151	35	19%	186
ADVENT		172	13	7%	185
WATERMARK LAKE POINTE WOODS LLC		167	18	10%	185
ST. JAMES BAY HEALTH AND REHABILITATION CENTER		183	1	1%	184
BROOKDALE OF SPRING HILL	9	173	2	1%	184
Surrey Place Healthcare and Rehabilitation		182	2	1%	184
BAY COUNTY SHERIFFS OFFICE JAIL FACILITY		160	23	13%	183
NO FLORIDA PEDIATRICS, PA		158	25	14%	183
NIGHT LITE PEDIATRICS WINTER GARDEN		144	39	21%	183
ADVENT HEALTH CENTRA CARE - WESLEY CHAPEL		13	170	93%	183
HEARTLAND PEDIATRICS OF LAKE PLACID PA		159	23	13%	182
FLORIDA HEALTH CARE PLAN INC		2	180	99%	182
LCS SANDHILL COVE LLC DBA	6	169	7	4%	182
PALM HARBOR FAMILY PRACTICE & WALK-IN		135	46	25%	181
NADAL PEDIATRICS - VICTORIA STREET (3385)		153	28	15%	181
BAPTIST HEALTH PRIMARY CARE	1	134	45	25%	180
CORAL GABLES NURSING & REHABILITATION CENTER		170	10	6%	180
UNIVERSITY OF MIAMI		54	126	70%	180
ADVENT HEALTH - LAKE NONA		155	25	14%	180
MATHISON RETIREMENT COMMUNITY, INC	1	170	8	4%	179
CANTERFIELD OF CLAY COUNTY		140	38	21%	178
NATURE COAST MEDICAL GROUP		90	88	49%	178
COLONY CLUB ALF,THE		165	13	7%	178

COVID-19: testing by laboratory

Data through Feb 10, 2021 verified as of Feb 11, 2021 at 09:25 AM

Data in this report are provisional and subject to change.

The numbers in the table below represent the number of Florida and non-Florida residents for whom test results were received by the Department of Health. A person can be tested by more than one laboratory and can have both positive and negative results. **Therefore, the sum of the numbers in each column will be larger than the total number of people tested.**

Reporting lab	Inconclusive	Negative	Positive	Percent positive	Total
ADVENT HEALTH CENTRA CARE - CARROLLWOOD		5	172	97%	177
Heritage Park Rehabilitation & Healthcare		159	18	10%	177
VIERA MANOR ASSISTED LIVING RESIDENCE		170	7	4%	177
AMELIA MEDICAL CARE		31	146	82%	177
MEDICAL CONSULTANTS OF FLORIDA LLC	1	142	33	19%	176
DISCOVERY VILLAGE AT NAPLES		159	17	10%	176
PATRIOT MEDICAL LABORATORIES		169	7	4%	176
The Waterford		174	2	1%	176
EVENT MED SERVICES LABORATORY		173	3	2%	176
Emory L Bennett State Veterans Nursing Home		173	3	2%	176
GEORGIA DEPARTMENT OF PUBLIC HEALTH	1	5	170	97%	176
OAKBROOK HEALTH AND REHABILITATION CENTER	1	160	14	8%	175
PENSACOLA PEDIATRICS, PA		158	17	10%	175
WIMAUMA COMMUNITY HEALTH CENTER		136	39	22%	175
Consulate Health Care of St. Petersburg		174	1	1%	175
STERLING HOUSE OF DELAND		174	1	1%	175
HUNT CLUB PEDIATRIC ASSOCIATES, P.A.		145	29	17%	174
ORLANDO HEALTH EMERGENCY DEPARTMENT		163	11	6%	174
LAKEVIEW INTERNAL MEDICINE		120	54	31%	174
AMA MEDICAL GROUP LLC		147	27	16%	174
ASTON GARDENS AT PELICAN MARSH		169	5	3%	174
The Inn at Sarasota Bay Club		172	2	1%	174
Sunnyside Nursing Home		169	3	2%	172
Concordia Village of Tampa AL		168	4	2%	172
VI AT BENTLEY VILLAGE HOME CARE		172			172
ARTHREX MEDICAL CENTER	1	72	98	57%	171
LUIS A GHIGLINO MD PA		165	5	3%	170
GOOD SAMARITAN SOCIETY OF DELAND		159	11	6%	170
ABBOTT DIAGNOSTICS		156	14	8%	170
HOSPITAL FOR SPECIAL SURGERY		167	3	2%	170
PONTE VEDRA GARDENS		169	1	1%	170
PRIMECARE OF DOTHAN		117	53	31%	170
CANTERFIELD OF OCALA, LLC		158	11	7%	169
ST ANTHONYS REHABILITATION HOSPITAL	9	158	2	1%	169
ALL SEASONS NAPLES LLC		164	5	3%	169
LAB CORP	1	94	74	44%	169
YOUR FAMILY WALK-IN CLINIC		13	156	92%	169
ROSECASTLE OF CITRUS		138	30	18%	168
SOUTHLAND SUITES OF ORMOND BEACH	4	164			168
ALLSOUTH URGENT CARE		6	162	96%	168
PANAMA CITY DEVELOPMENTAL CENTER		168			168
URGENT CARE OF THE PALM BEACHES, NORTH PALM BEACH			167	100%	167
HEALTHWORKS MED GROUP OF FLORIDA PA	2	159	6	4%	167
BARKLEY PLACE	1	162	4	2%	167
LEESBURG PEDIATRICS		152	15	9%	167
SANDY PINES	2	146	18	11%	166
ARDEN COURTS OF SEMINOLE		127	39	23%	166

COVID-19: testing by laboratory

Data through Feb 10, 2021 verified as of Feb 11, 2021 at 09:25 AM

Data in this report are provisional and subject to change.

The numbers in the table below represent the number of Florida and non-Florida residents for whom test results were received by the Department of Health. A person can be tested by more than one laboratory and can have both positive and negative results. **Therefore, the sum of the numbers in each column will be larger than the total number of people tested.**

Reporting lab	Inconclusive	Negative	Positive	Percent positive	Total
ADVENT HEALTH CENTRA CARE - TEMPLE TERRACE	1	103	62	37%	166
MACCLENNY NURSING AND REHAB		149	17	10%	166
US MEDICAL CARE, INC		148	17	10%	165
TUSCAN GARDENS OF PALM COAST		162	3	2%	165
BENDERSON FAMILY SKILLED NURSING AND□		148	17	10%	165
THE ARLINGTON OF NAPLES INC.		162	3	2%	165
SAMIR EBEID MD		147	17	10%	164
DEPARTMENT OF HEALTH BUREAU OF FAMILY		161	2	1%	163
ENCOMPASS HEALTH		161	2	1%	163
OSPREY VILLAGE AT AMELIA ISLAND LTD		155	8	5%	163
BRADENTON HEALTH CARE		163			163
ADVANCED MEDICAL GROUP		1	162	99%	163
TUSCAN GARDENS OF VENETIA MANAGEMENT COMPANY		150	13	8%	163
TRI COUNTY NURSING HOME		162	1	1%	163
MEADOWCREST FAMILY PHYSICIANS		97	66	40%	163
PRECISION GENETICS, INC		156	6	4%	162
SOMERBY LAKE NONA		154	7	4%	161
EXOSOME DIAGNOSTICS	1	143	17	11%	161
ANGELS DIAGNOSTIC GROUP		129	32	20%	161
KEYSTONE REHAB		160			160
FIRST CHOICE PEDIATRICS SEMORAN		80	80	50%	160
GREENBRIAR REHABILITATION AND NURSING CENTER	1	159			160
JACKSONVILLE NURSING AND REHAB CENTER		154	6	4%	160
QUOTIENT SCIENCES		154	6	4%	160
GLADES HEALTH CARE CENTER		157	3	2%	160
ARCADIA HEALTH AND REHABILITATION CENTER		100	59	37%	159
CLARE BRIDGE ORMOND BEACH	1	157			158
BEACON AT GULF BREEZE, THE	2	149	7	4%	158
WUESTHOFF REF LABORATORY			158	100%	158
GENE BY GENE		61	97	61%	158
CAYUGA MEDICAL CENTER AT ITHACA		153	5	3%	158
GRACE PEDIATRICS		132	26	16%	158
CITRUS HEALTH AND REHAB		128	30	19%	158
GUEST HOUSE OCALA, THE		154	3	2%	157
ADVENT HEALTH - DELTONA ER		115	42	27%	157
TIMBERRIDGE NURSING HOME & REHAB		123	33	21%	156
Englewood Healthcare and Rehab		141	15	10%	156
FLORIDA ATLANTIC UNIVERSITY STUDENT HEALTH		124	32	21%	156
ARDEN COURTS OF LARGO FL, LLC		142	13	8%	155
PRUITT HEALTH		153	2	1%	155
COCOA BEACH/ADVENT CENTRA		41	114	74%	155
MIRACLE HILL NURSING & REHABILITATION CENTER INC		150	5	3%	155
WOODBRIIDGE FACILITY INC		151	4	3%	155
CENTRAL FLORIDA HEALTHCARE GROUP LLC		134	21	14%	155
STERLING HOUSE OF PUNTA GORDA		154	1	1%	155
ZON BEACHSIDE LLC□		128	27	17%	155
EDWARD J HEALEY REHAB & NURSING CENTER		155			155

COVID-19: testing by laboratory

Data through Feb 10, 2021 verified as of Feb 11, 2021 at 09:25 AM

Data in this report are provisional and subject to change.

The numbers in the table below represent the number of Florida and non-Florida residents for whom test results were received by the Department of Health. A person can be tested by more than one laboratory and can have both positive and negative results. **Therefore, the sum of the numbers in each column will be larger than the total number of people tested.**

Reporting lab	Inconclusive	Negative	Positive	Percent positive	Total
SOUTH BALDWIN REGIONAL MEDICAL CENTER		145	10	6%	155
MY HEALTHY BLUEPRINT BY BAPTIST HEALTH CARE		124	31	20%	155
PALMETTTO FACILITY INC	1	153			154
CSL PLASMA		30	124	81%	154
DAIRY ROAD URGENT CARE	2	71	81	53%	154
BRIGHTON EGGERT PHARMACY INC		149	5	3%	154
DIAMOND RIDGE		147	7	5%	154
DOCTORS MEMORIAL FAMILY PRACTICE	2	118	33	22%	153
Flagler Health and Rehabilitation		152	1	1%	153
NEW YORK CITY DEPARTMENT OF HEALTH & MENTAL		121	31	20%	152
FAWCETT MEMORIAL HOSPITAL-LAB		39	113	74%	152
SUWANNEE VALLEY NURSING CENTER		139	13	9%	152
MID FLORIDA PATHOLOGY LLC MOBILE UNIT #4		103	49	32%	152
ROSECASTLE OF ZEPHRHILLS		149	2	1%	151
POMPANO REHABILITATION AND NURSING CTR		151			151
LABORATORY OF FLORIDA		97	53	35%	150
SUNCOAST URGENT CARE		111	39	26%	150
MORSELIFE MEMORY CARE RESIDENCE		143	7	5%	150
BROOKDALE FORT MYERS THE COLONY		145	4	3%	149
Chatham Glen Healthcare and Rehabilitation Center		143	6	4%	149
BAY VUE NURSING AND REHABILITATION CENTER		139	10	7%	149
PRECISION HEALTH RESOURCES, LLC	1	133	15	10%	149
BROOKDALE ORANGE PARK		148	1	1%	149
POINTE, THE		121	28	19%	149
CHILDREN MED CARE INC		126	23	15%	149
WHITE WILSON MEDICAL CENTER PA - NAVARRE		60	88	59%	148
NORTH FLORIDA INTERNAL MEDICINE PA		115	33	22%	148
CHEEK AND SCOTT DRUGS INC		117	31	21%	148
REFUAH HEALTH CENTER LABORATORY		140	7	5%	147
ARDEN COURTS OF TAMPA		143	4	3%	147
GOLD CHOICE SENIOR COMMUNITIES		107	40	27%	147
MOBILE INFIRMARY MED CENTER PATH LAB		131	15	10%	146
WORKPLACE SCREENING INTELLIGENCE			146	100%	146
SEAGRASS VILLAGE FLEMING ISLAND		110	36	25%	146
AFTER HOURS PEDIATRICS INC	1	1	144	99%	146
REGENCY CARE OF BLOUNTSTOWN LLC		135	10	7%	145
SPRINGS AT LAKE POINTE WOODS		143	2	1%	145
NCRNC INC		140	4	3%	144
QUICK CARE MED LLC	1	120	23	16%	144
JEFFERY WEINZWEIG		2	141	99%	143
HUNT CLUB PEDIATRIC ASSOCIATES PA		88	55	38%	143
Quail Run Health Care Center		143			143
PALM BEACH COUNTY HEALTH DEPT LAB	4	133	6	4%	143
PROVIDENCE HOSPITAL LABORATORY		134	8	6%	142
SEASIDE HEALTH AND REHABILITATION CENTER		85	57	40%	142
PHYSICIANS REGIONAL MEDICAL CENTER - PINE RIDGE		19	123	87%	142
LAKEVIEW TERRACE RETIREMENT COMMUNITY		125	17	12%	142

COVID-19: testing by laboratory

Data through Feb 10, 2021 verified as of Feb 11, 2021 at 09:25 AM

Data in this report are provisional and subject to change.

The numbers in the table below represent the number of Florida and non-Florida residents for whom test results were received by the Department of Health. A person can be tested by more than one laboratory and can have both positive and negative results. **Therefore, the sum of the numbers in each column will be larger than the total number of people tested.**

Reporting lab	Inconclusive	Negative	Positive	Percent positive	Total
WRIGHTS HEALTH CARE AND REHABILITATION CENTER		112	30	21%	142
PEDIATRICS OF GREATER ORLANDO		124	18	13%	142
SUNNY HILLS ALF OF SEBRING INC		131	11	8%	142
ADVENTHEALTH CENTRA CARE PONCIANA	1	81	60	42%	142
UNITED CLINICAL LABORATORIES		132	9	6%	141
NOVARI CARE LLC		97	44	31%	141
VENICE REGIONAL BAYFRONT HEALTH (PULMONARY)		126	15	11%	141
ST PETERSBURG PEDIATRICS-EAST BAY	1	113	27	19%	141
WESLEY HAVEN VILLA	1	118	22	16%	141
OAKS OF KISSIMMEE HEALTH AND REHABILITATION CENTER		138	3	2%	141
PORT ST LUCIE REHABILITATION AND HEALTHCARE		98	43	30%	141
WEDGEWOOD HEALTHCARE CENTER		92	48	34%	140
ARDEN COURTS OF DELRAY BEACH FL LLC	3	128	9	6%	140
FARAH MEDICAL		130	10	7%	140
ELLENTON PEDIATRICS PA		129	11	8%	140
The Crossroads		138	1	1%	139
PALM BEACH COUNTY FIREFIGHTERS HEALTH CLINIC, LLC		111	28	20%	139
BROOKDALE LAKE TAVARES		136	3	2%	139
Gulf Coast Healthcare (Longwood Health and Rehab		118	21	15%	139
FOUNTAIN INN NURSING & REHABILITATION CTR, INC		133	6	4%	139
GULF COAST MEDICAL CENTER		135	3	2%	138
AMERICAN PATHOLOGY PARTNERS		136	2	1%	138
FAMILY EXTENDED CARE OF CENTRAL TAMPA		121	17	12%	138
COASTAL INTERNAL MEDICINE		102	36	26%	138
HOLISTIC PEDIATRICS GROUP LLC		119	19	14%	138
PPC-LAB EDI ORCHARD BI		129	8	6%	137
MANOR AT BLUEWATER BAY		131	6	4%	137
FHMG-FLORIDA HOSPITAL MEDICAL GROUP		115	22	16%	137
BAY EDUCATORS WELLNESS CENTER		84	53	39%	137
ADVENT HEALTH CENTRA CARE - CITRUS PARK		9	128	93%	137
MILLENNIUM LAB SERVICES			137	100%	137
SONATA COCONUT CREEK	2	111	24	18%	137
BROOKDALE PENSACOLA		136	1	1%	137
LabCorp L#09258090 M#09258105		74	62	46%	136
GRAVITY DIAGNOSTICS, LLC		36	100	74%	136
ADVENT HEALTH CENTRA CARE - DELAND		28	108	79%	136
SURREY PLACE CARE CENTER		129	6	4%	135
VIPEDIATRICS PLLC		124	11	8%	135
LONGWOOD HEALTH AND REHABILITATION CENTER		125	10	7%	135
DAYSRING VILLAGE		113	22	16%	135
WALGREENS 6221		120	15	11%	135
HIALEAH SHORES NURSING AND REHAB CENTER		127	8	6%	135
ADVENT HEALTH CENTRA CARE - ORANGE CITY	1	53	81	60%	135
PEDIATRIC CARE CENTER		135			135
IRL MARKET LAB ALACHUA		104	31	23%	135
ADVANCED MEDICAL CENTER		86	48	36%	134
STEWART MEDICAL GROUP		34	99	74%	133

COVID-19: testing by laboratory

Data through Feb 10, 2021 verified as of Feb 11, 2021 at 09:25 AM

Data in this report are provisional and subject to change.

The numbers in the table below represent the number of Florida and non-Florida residents for whom test results were received by the Department of Health. A person can be tested by more than one laboratory and can have both positive and negative results. **Therefore, the sum of the numbers in each column will be larger than the total number of people tested.**

Reporting lab	Inconclusive	Negative	Positive	Percent positive	Total
CROSSWINDS HEALTH AND REHABILITATION CENTER		132	1	1%	133
Hampton Court Nursing and Rehabilitation Center		131	2	2%	133
LABCORP BURLINGTON		105	28	21%	133
RITECARE MEDICAL CENTER		78	55	41%	133
FORT WALTON REHABILITATION CENTER		96	37	28%	133
GRAVITY DIAGNOSTICS		45	87	66%	132
DOCTOR'S IN HOUSE LABORATORY		18	114	86%	132
THE REHABILITATION CENTER OF LAKE CITY		127	5	4%	132
INTEGRATED REGIONAL LABORATORIES		119	12	9%	131
THE WELLNESS CENTER AT LAKEWOOD RANCH		43	88	67%	131
Nemours Children's Urgent Care		80	51	39%	131
ALTAMONTE MD			131	100%	131
REGENCY PARK		113	18	14%	131
HAWKINS FAMILY MEDICINE LLC		85	45	35%	130
VILLAGE PLACE NH LLC		106	24	18%	130
CENTRACARE		17	113	87%	130
ALL FLORIDA FAMILY AND SPORTS MEDICINE		113	17	13%	130
KINDRED HOSPITAL THE PALM BEACHES		124	5	4%	129
PHYSICIAN PARTNERS PERRY		69	60	47%	129
DESOTO PALMS ALF		124	5	4%	129
CRANE CENTER		98	31	24%	129
BMHSI-AEL MICROBIOLOGY LABORATORY	2	102	25	19%	129
SUMMERFIELD EMERGENCY ROOM		99	30	23%	129
PEDIATRIC SPECIALISTS MEDICAL GROUP	1	117	10	8%	128
FLORIDA DEPARTMENT OF HEALTH IN TAYLOR COUNTY	1	89	38	30%	128
SOUTH CAMPUS FACILITY INC		122	6	5%	128
ADVENTHEALTH HOSPICE CARE CENTRAL FLORIDA		127	1	1%	128
TRI-COUNTY NURSING HOME		117	11	9%	128
QUEENS HOSPITAL CENTER	1	119	8	6%	128
LIFE CARE CENTER OF ALTAMONTE SPRINGS		102	25	20%	127
CHARTER SENIOR LIVING OF PANAMA CITY BEACH		106	21	17%	127
DOLPHIN POINTE HEALTH CARE LLC		109	18	14%	127
CORE BIO LABS		76	51	40%	127
220 GOLDEN, LLC	1	111	15	12%	127
GESSLER CLINIC PA		98	29	23%	127
Shoal Creek Rehabilitation Center		85	42	33%	127
HILLSBOROUGH COUNTY DEVELOPMENTAL CTR	1	117	8	6%	126
MV MEDICAL PRACTICE DBA PRIMARY URGENT CARE		119	7	6%	126
SONATA DELRAY BEACH		117	9	7%	126
PALMS MEDICAL GROUP HIGH SPRINGS		103	23	18%	126
HIGHLANDS URGENT CARE			125	100%	125
FLAGLER COUNTY DETENTION CENTER		122	3	2%	125
CARENOW URGENT CARE - LAKE MARY			125	100%	125
ARBOR GLEN AT ARBOR TRACE	2	113	9	7%	124
MANOR CARE OF PALM HARBOR		123	1	1%	124
CITY OF PORT SAINT LUCIE		116	8	6%	124
JACKSON COUNTY HEALTH DEPARTMENT		87	37	30%	124

COVID-19: testing by laboratory

Data through Feb 10, 2021 verified as of Feb 11, 2021 at 09:25 AM

Data in this report are provisional and subject to change.

The numbers in the table below represent the number of Florida and non-Florida residents for whom test results were received by the Department of Health. A person can be tested by more than one laboratory and can have both positive and negative results. **Therefore, the sum of the numbers in each column will be larger than the total number of people tested.**

Reporting lab	Inconclusive	Negative	Positive	Percent positive	Total
THE CLUB AND REHABILITATION CENTER		123	1	1%	124
SEAVIEW NURSING AND REHABILITATION CENTER		122	1	1%	123
ISLAND HEALTH AND REHABILITATION CENTER		122	1	1%	123
Lakeside Nursing and Rehabilitation Center	1	97	25	20%	123
FOUNTAINS OF HOPE LLC, THE		122	1	1%	123
Signature healthcare of Jacksonville		118	5	4%	123
VILLAGE PEDIATRICS LLC		98	24	20%	122
TUSCAN ISLE CHAMPIONSGATE OP CO LLC		120	2	2%	122
COQUINA CENTER		119	3	2%	122
ADVENT HEALTH CENTRA CARE - BRANDON		31	91	75%	122
SEA PINES REHABILITATION HOSPITAL		120	1	1%	121
DB MD		109	12	10%	121
PARKVIEW HEALTH		121			121
FLORIDA DEPARTMENT OF HEALTH IN LAKE COUNTY	1	78	42	35%	121
HOSPICE OF ST FRANCIS INC□		115	5	4%	120
RDV SPORTSPLEX PEDIATRICS		99	21	18%	120
MEYER PEDIATRICS		107	13	11%	120
PROVISTA DIAGNOSTICS, INC		117	3	3%	120
URGENT CARE TCMA			120	100%	120
CLINICA HISPANA		1	118	99%	119
PALMS FACILITY INC		104	15	13%	119
WILLOW BROOKE COURT AT AZALEA TRACE		119			119
HARBORCHASE OF VERO BEACH		104	15	13%	119
NORTH FL SOUTH GA HCS-MALCOM RANDALL VAMC			119	100%	119
TGH URGENT CARE - SEMINOLE			119	100%	119
SUNY UPSTATE MEDICAL UNIVERSITY		113	6	5%	119
FINNISH AMERICAN REST HOME-ALF		117	2	2%	119
MIDWAY PRIMARY CARE, LLC	4	79	36	30%	119
WEST COAST FAMILY MEDICAL CARE		92	27	23%	119
VENICE REGIONAL MEDICAL CENTER BAYFRONT HEALTH		53	66	55%	119
BOSTON RED SOX CLUB LP		117	2	2%	119
SONNIS PEDIATRICS PA		107	12	10%	119
MATHISON RETIREMENT COMMUNITY		114	5	4%	119
MIAMI VA HEALTHCARE SYSTEM			118	100%	118
ARDEN COURTS OF FORT MYERS		115	3	3%	118
COASTAL HEALTH AND REHAB		110	8	7%	118
IQBAL A FARUQUI MD□		87	31	26%	118
RDX BIOSCIENCE		60	58	49%	118
KINDRED HOSPITAL-BAY AREA-ST PETERSBURG LAB	1	111	6	5%	118
CARENOW LAKE MARY			118	100%	118
The Crossings		118			118
AMERICAN HOUSE-BONITA SPRINGS□		116	1	1%	117
Avante at Melbourne		116	1	1%	117
NEIGHBORHOOD MEDICAL CENTER		112	5	4%	117
WILLOWBROOKE COURT AT ST ANDREWS ESTATES		112	5	4%	117
MINUTECLINIC DIAGNOSTIC OF RHODE ISLAND, LLC #729		113	4	3%	117
ISLAND URGENT CARE PLLC DBA AFC URGENT CARE		116	1	1%	117

COVID-19: testing by laboratory

Data through Feb 10, 2021 verified as of Feb 11, 2021 at 09:25 AM

Data in this report are provisional and subject to change.

The numbers in the table below represent the number of Florida and non-Florida residents for whom test results were received by the Department of Health. A person can be tested by more than one laboratory and can have both positive and negative results. **Therefore, the sum of the numbers in each column will be larger than the total number of people tested.**

Reporting lab	Inconclusive	Negative	Positive	Percent positive	Total
BROOKDALE CAPE CORAL		117			117
BELVEDERE COMMONS OF FORT WALTON BEACH		107	10	9%	117
NO FLORIDA PEDIATRICS, PA - BRADFORD		99	17	15%	116
WINDERMERE MEDICAL CENTER		112	4	3%	116
PROMPT CARE OF CENTRAL FLORIDA			116	100%	116
JACKSONVILLE UNIVERSITY		106	10	9%	116
PSL NAPLES BH OPERATIONS, LLC		116			116
LEE COUNTY SCHOOL DISTRICT	1	108	7	6%	116
SUNFLOWER SPRINGS ASSISTED LIVING		105	10	9%	115
VILLA MARIA WEST SKILLED NURSING FACILITY		108	7	6%	115
FAWCETT MEMORIAL HOSPITAL LABORATORY			115	100%	115
IMA MEDICAL GROUP		65	50	43%	115
QUICK CARE MED PL CR		80	35	30%	115
NAPHCARE, INC AT MANATEE COUNTY JAIL		89	25	22%	114
SIGNATURE HEALTHCARE OF ORANGE PARK		111	3	3%	114
MAINSTREAM DIAGNOSTIC LABORATORY LLC		99	15	13%	114
SH HERON EAST LLC		100	14	12%	114
DIAGNOSTIC LABORATORY OF OKLAHOMA		91	23	20%	114
MILLER BIOCONNECT		95	19	17%	114
CABANA AT JENSEN DUNES, THE		110	3	3%	113
TIFFANY HALL NURSING AND REHAB CENTER		104	9	8%	113
WILLISTON PEDIATRICS PA		91	22	19%	113
MEDICATION ROOMS-CSU/CI NURSE STATION	1	104	8	7%	113
CLEARWATER STATMED QUICK QUALITY CLINICS		37	76	67%	113
CLARE BRIDGE OF CAPE CORAL	1	112			113
CHERRY OAK PALM BEACH COUNTY		106	6	5%	112
ALLIED HEALTH FORT PIERCE		112			112
Sandy Ridge Center for Rehabilitation and Healing		91	21	19%	112
CONCORD LIFE SCIENCES LLC		95	17	15%	112
TREASURE COAST MEDICAL ASSOCIATES		4	108	96%	112
ACCESS MEDICAL CENTER		100	12	11%	112
RESEARCH CENTERS OF AMERICA, LLC		91	21	19%	112
AMERICAN FAMILY MEDICAL LLC		75	37	33%	112
CITRUS MEMORIAL HOSPITAL			112	100%	112
ELAN BUENA VISTA		95	17	15%	112
ANCHOR CARE AND REHABILITATION CENTER		111	1	1%	112
BROOKDALE COLONIAL PARK	2	109	1	1%	112
Courtyards of Orlando Care Center		101	11	10%	112
ADVENTHEALTH MEDICAL GROUP FAMILY MEDICINE AT		88	23	21%	111
THREE OAKS PHARMACY INC		102	9	8%	111
FLORIDA HEALTH CARE PLANS INC		1	110	99%	111
NAVARRE GARDENS LLC		86	25	23%	111
BROWARD HEALTH CORAL SPRINGS EPIDEMIOLOGY DEPT		1	110	99%	111
PANAMA PHARMACY	3	91	17	15%	111
LAKE HOUSE ASSISTED LIVING		93	17	15%	110
PATHWAY PHARMACY		86	24	22%	110
WINDSOR OF LAKEWOOD RANCH,THE		109	1	1%	110

COVID-19: testing by laboratory

Data through Feb 10, 2021 verified as of Feb 11, 2021 at 09:25 AM

Data in this report are provisional and subject to change.

The numbers in the table below represent the number of Florida and non-Florida residents for whom test results were received by the Department of Health. A person can be tested by more than one laboratory and can have both positive and negative results. **Therefore, the sum of the numbers in each column will be larger than the total number of people tested.**

Reporting lab	Inconclusive	Negative	Positive	Percent positive	Total
LORI MCAULIFFE MD PA		92	18	16%	110
HOBDAIR FAMILY HEALTH LLC		76	34	31%	110
LAKE REGIONAL URGENT CARE		7	102	94%	109
WHITE WILSON MEDICAL CENTER IMMEDIATE CARE		12	97	89%	109
MONTEFIORE MEDICAL CENTER LABORATORIES - MOSES		100	9	8%	109
MG PORT CHARLOTTE II SUBTENANT LLC		98	11	10%	109
GENOSUR LLC		105	4	4%	109
PHYSICIANS REGIONAL CLINIC		82	27	25%	109
EVANS HEALTH CARE		106	2	2%	108
EAST NEW YORK DIAGNOSTIC AND TREATMENT		103	5	5%	108
GRAND OAKS HEALTH & REHABILITATION		106	1	1%	107
TGH URGENT CARE - TYRONE		2	105	98%	107
THE COURTYARD ASSISTED LIVING		103	4	4%	107
BAY VIEW HEALTHCARE		85	22	21%	107
HEART OF FLORIDA REGIONAL MED CTR		35	71	67%	106
VITAS HEALTHCARE CORPORATION OF FLORIDA		103	3	3%	106
MD 365 MEDICAL CARE		105	1	1%	106
MINUTECLINIC LLC #4987		92	14	13%	106
BROOKDALE JENSEN BEACH		103	3	3%	106
MEDICAL CONSULTANTS OF FLORIDA DBA	1	90	14	13%	105
NADAL PEDIATRICS		86	19	18%	105
SMILEY MEDICAL GROUP		77	28	27%	105
PICH KTM CORP DBA MEDTOWN PHARMACY		89	16	15%	105
WESTWOOD NURSING & REHAB		72	33	31%	105
NAVY HOSPITAL			105	100%	105
NORTH FLORIDA EVALUATION AND TREATMENT CENTER	2	97	5	5%	104
UNIVERSITY MEDICAL CENTER SUITES		91	13	13%	104
JUNO DERMATOLOGY LLC		93	11	11%	104
STERLING HOUSE OF WINTER HAVEN		101	3	3%	104
ADVENT HEALTH - TIMBERRIDGE ER		87	17	16%	104
CCS - PAUL REIN DETENTION FACILITY		76	28	27%	104
GRANDE, THE	2	98	4	4%	104
VISTA MANOR		92	12	12%	104
UNIVERSITY HEALTH SYSTEM INC		93	10	10%	103
TRADITION MEDICAL CENTER LABORATORY		48	55	53%	103
Summit Medical Group		94	9	9%	103
PREDICTIVE LABORATORIES, INC	1	90	12	12%	103
BIODESIX, INC.		77	26	25%	103
L&S SENIOR CARE DBA ARCADIA OAKS	3	98	1	1%	102
WALTON PLACE		102			102
SPRING HAVEN RETIREMENT	1	101			102
MAGNOLIA MEDICAL CLINIC		11	90	89%	101
WHITE-WILSON MEDICAL CENTER - NICEVILLE		89	12	12%	101
CLEVELAND CLINIC FOUNDATION		12	89	88%	101
APLS SERVICES LLC D/B/A CLEAR DIAGNOSTICS	10	91			101
FAMILY MEDICAL CARE OF PALM BEACH		41	60	59%	101
DOUGLAS T JACOBSON STATE VETERANS HOME		100			100

COVID-19: testing by laboratory

Data through Feb 10, 2021 verified as of Feb 11, 2021 at 09:25 AM

Data in this report are provisional and subject to change.

The numbers in the table below represent the number of Florida and non-Florida residents for whom test results were received by the Department of Health. A person can be tested by more than one laboratory and can have both positive and negative results. **Therefore, the sum of the numbers in each column will be larger than the total number of people tested.**

Reporting lab	Inconclusive	Negative	Positive	Percent positive	Total
North Lake Care Center		99	1	1%	100
Consulate Health Care of Port Charlotte		98	2	2%	100
Kindred Hospital South Florida Hollywood SNU		95	5	5%	100
SOLARIS SENIOR LIVING OF MERRITT ISLAND		97	3	3%	100
LODGE HEALTH AND REHABILITATION CENTER, THE		69	31	31%	100
SOUTH BALDWIN MEDICAL CENTER GULF SHORES		78	21	21%	99
CENTRAL FLORIDA HEALTH CARE		47	52	53%	99
CITRUS MEMORIAL HEALTH SYSTEM LAB		2	97	98%	99
URINEGOODHANDS LLC		96	2	2%	98
HOSPICE OF THE EMERALD COAST INC - PANAMA CITY	2	89	7	7%	98
CHARLES CROFT MD	1	96	1	1%	98
SEMINOLE COUNTY HEALTH DEPARTMENT		79	19	19%	98
ST MARK ASSISTED LIVING CENTER	1	85	12	12%	98
LANDMARK, THE		48	50	51%	98
PLAZA OF HALLANDALE BEACH		98			98
FLORIDA COMMUNITY HEALTH CENTERS INC			98	100%	98
GLOBAL CENTRAL LABS AT PPD	2	88	8	8%	98
PINELLAS CARE CENTER		71	27	28%	98
PROFESSIONAL URGENT CARE SERVICES		69	28	29%	97
FLAGLER COLLEGE HEALTH SERVICES		70	27	28%	97
MED COMP SCIENCES		1	96	99%	97
HEALTH CENTERS AT BRENTWOOD		96	1	1%	97
ELMCROFT OF BELLA VITA		89	8	8%	97
LATE HOURS URGENT CARE		58	39	40%	97
WELLNOW URGENT CARE PC		97			97
WHITE PLAINS HOSPITAL CENTER LAB		93	4	4%	97
CARE CENTERS OF NASSAU		93	3	3%	96
PEDIATRIC ASSOCIATES ORLANDO		82	14	15%	96
WESTCHESTER MEDICAL CENTER		93	3	3%	96
The Ponce Therapy Care Center		92	4	4%	96
HOSPICE OF THE TREASURE COAST		93	3	3%	96
EMBRY RIDDLE AERONAUTICAL UNIVERSITY HEALTH SERVICES		1	95	99%	96
ISLAND DOCTORS		12	84	88%	96
BAYSHORE MEMORY CARE		96			96
MARKET STREET VIERA		95	1	1%	96
CRYSTAL RIVER HEALTH & REHAB		96			96
PEDIATRIC CARE CENTER- JACKSONVILLE BEACH		67	28	29%	95
DEVANSH LAB WERKS INC		79	16	17%	95
JPR URGENT MEDICAL CARE		95			95
ARBOR TRAIL		77	18	19%	95
SIGNATURE HEALTHCARE OF PORT CHARLOTTE		88	7	7%	95
KINDRED HOSPITAL MELBOURNE	1	91	3	3%	95
RIVERSIDE RECOVERY OF TAMPA		94	1	1%	95
The Grove Health and Rehabilitation		72	23	24%	95
MARTIN ACQUISITION 1 LLC DBA		82	13	14%	95
CROSS CITY REHABILITATION AND HEALTH CARE CENTER		72	23	24%	95
SEMINOLE SPORTS AND FAMILY MEDICINE		84	11	12%	95

COVID-19: testing by laboratory

Data through Feb 10, 2021 verified as of Feb 11, 2021 at 09:25 AM

Data in this report are provisional and subject to change.

The numbers in the table below represent the number of Florida and non-Florida residents for whom test results were received by the Department of Health. A person can be tested by more than one laboratory and can have both positive and negative results. **Therefore, the sum of the numbers in each column will be larger than the total number of people tested.**

Reporting lab	Inconclusive	Negative	Positive	Percent positive	Total
THE TERRACE OF KISSIMMEE		80	15	16%	95
MACADAMS HOME HEALTH AGENCY		94	1	1%	95
MY CLINICAL LAB INC		17	78	82%	95
DIAGNOSTIC SOLUTIONS		3	91	97%	94
CONSULATE HEALTH CARE OF SARASOTA	1	93			94
J FRANK AVEY MD		75	19	20%	94
DOS OF NORTH SHORES NURSING & REHAB CENTER		94			94
AYERS HEALTH & REHABILITATION CENTER		90	4	4%	94
VIERA HOSPITAL			93	100%	93
VILLAS OF HOLLY BROOK - BRADENTON 14TH		93			93
HURLBURT FIELD CLINIC		39	54	58%	93
Mt Sinai Aventura			93	100%	93
ADVENTHEALTH MEDICAL GROUP PRIMARY CARE		89	4	4%	93
ALL MY KIDS PEDIATRICS INC		71	21	23%	92
MCW MENTAL HEALTH LLC		90	2	2%	92
PINELLAS COUNTY JAIL			92	100%	92
ORLANDO LUTHERAN TOWERS ASSISTED LIVING		92			92
Cross Landings Health and Rehabilitation		91	1	1%	92
KORGENE LAB	1	23	68	74%	92
ADVENT HEALTH CENTRA CARE - WATERMAN		78	13	14%	91
RIDGEWOOD DIAGNOSTIC LABORATORY		87	4	4%	91
HERON CLUB AT PRESTANCIA		89	2	2%	91
HARBORCHASE OF NAPLES		78	13	14%	91
FIRSTCARE CLINIC		42	49	54%	91
JUPITER MEDICAL CENTER URGENT CARE - STUART		62	29	32%	91
STAR CARE		79	12	13%	91
KALEIDA HEALTH CENTER FOR LABORATORY		84	6	7%	90
KEYS MEDICAL GROUP			90	100%	90
QPS, LLC		87	3	3%	90
ST VINCENT'S AMBULATORY CARE INC DBA	2	74	14	16%	90
MAGNOLIA DIAGNOSTIC		2	88	98%	90
ADVENT HEALTH - WESTCHASE ER		76	14	16%	90
SUMMIT MEDICAL GROUP PA		81	9	10%	90
SUNSHINE GARDENS		88	1	1%	89
STUART LODGE LIVING LLC		66	23	26%	89
GEORGE SAFRAN MD PC		79	10	11%	89
AMERICAN HOUSE COCONUT POINT		78	11	12%	89
PRIME HEALTH OF NORTH PORT LLC		81	8	9%	89
ROHR HOME		86	3	3%	89
F&T MEDICAL RESEARCH, INC		89			89
MILLENNIUM PHYSICIAN GROUP LLC		74	15	17%	89
HEALTHPOINT MED GRP OF THE EMERALD COAST LLC		67	22	25%	89
MIAMI BEACH COMMUNITY HEALTH CENTER		1	88	99%	89
NORTH FLORIDA SPINE AND WELLNESS		69	20	22%	89
FREEDOM INN AT TARPON SPRINGS		81	7	8%	88
GOVERNOR'S CREEK HEALTH & REHABILITATION		87	1	1%	88
CAREMOUNT MEDICAL - PATHOLOGY		85	3	3%	88

COVID-19: testing by laboratory

Data through Feb 10, 2021 verified as of Feb 11, 2021 at 09:25 AM

Data in this report are provisional and subject to change.

The numbers in the table below represent the number of Florida and non-Florida residents for whom test results were received by the Department of Health. A person can be tested by more than one laboratory and can have both positive and negative results. **Therefore, the sum of the numbers in each column will be larger than the total number of people tested.**

Reporting lab	Inconclusive	Negative	Positive	Percent positive	Total
JEFFERSON COUNTY HEALTH DEPARTMENT-MONTICELLO		62	26	30%	88
Peninsula Care and Rehab		76	12	14%	88
JOHN KNOX VILLAGE OF FLORIDA ALF	1	83	4	5%	88
AVERO DIAGNOSTICS		64	24	27%	88
PACIFIC ANALYTICS			87	100%	87
LIFE BRITE		72	15	17%	87
BRANDON HEALTH AND REHABILITATION CENTER	1	85	1	1%	87
ADVENT HEALTH - PALM HARBOR ER		64	23	26%	87
D PEDIATRICS		80	7	8%	87
PENNSYLVANIA DEPT OF HEALTH		20	67	77%	87
LAKE GIBSON VILLAGE, LLC		84	3	3%	87
PENSACOLA DEVELOPMENTAL CENTER		67	19	22%	86
Centre Pointe Health and Rehabilitation Center		75	11	13%	86
MINNESOTA TWINS		81	5	6%	86
CCS - BROWARD COUNTY JAIL		80	6	7%	86
DISCOVERY VILLAGE AT THE FORUM		86			86
LECONTE MEDICAL CENTER LAB		68	18	21%	86
KENILWORTH CARE & REHABILITATION CENTER		79	7	8%	86
A PLUS PEDIATRICS		73	13	15%	86
BAHIA OAKS LODGE		84	2	2%	86
W. FRANK WELLS NURSING HOME		84	1	1%	85
MIAMI SHORES NURSING & REHAB		85			85
Crystal Health & Rehab Center		79	6	7%	85
ARBOR TERRACE ORTEGA LLC	2	83			85
NSPIRE HEALTHCARE TAMARAC		80	5	6%	85
ALTERNATIVE LIVING, INC DBA TWIN CITIES PAVILION		83	2	2%	85
SOUTH GEORGIA MEDICAL CENTER		48	37	44%	85
East Bay Rehabilitation Center		51	34	40%	85
PEDIATRICS IN BREVARD PA- ROCKLEDGE		54	31	36%	85
LABCORP RTP		34	51	60%	85
PANCARE HEALTH GULF COUNTY		58	26	31%	84
RITE MEDICAL CARE PC		83	1	1%	84
A2Z DIAGNOSTICS		83	1	1%	84
CLYDE E LASSEN STATE VETERANS NURSING HOME		59	25	30%	84
PBC FIREFIGHTER BENEFIT FUND WELLNESS CENTER		63	21	25%	84
NITE LITE PEDIATRICS - JACKSONVILLE		76	8	10%	84
NORTH BEACH REHABILITATION CENTER		82	2	2%	84
SACRED HEART HEALTH SYSTEM INC		61	23	27%	84
SEVEN HILLS HEALTH AND REHABILITATION CENTER		68	16	19%	84
ATRIUM AT LIBERTY PARK□		80	4	5%	84
PINES OF SARASOTA GARDEN		84			84
ADVANCED EMURGENT CARE		27	57	68%	84
LABCORP EMPLOYER SERVICES		82	1	1%	83
FLORIDA MEDICAL CLINIC LLC		48	35	42%	83
LAFAYETTE NURSING AND REHABILITATION CENTER		81	2	2%	83
KINDRED HOSPITAL NORTH FLORIDA	3	75	5	6%	83
WALGREENS #12673		81	2	2%	83

COVID-19: testing by laboratory

Data through Feb 10, 2021 verified as of Feb 11, 2021 at 09:25 AM

Data in this report are provisional and subject to change.

The numbers in the table below represent the number of Florida and non-Florida residents for whom test results were received by the Department of Health. A person can be tested by more than one laboratory and can have both positive and negative results. **Therefore, the sum of the numbers in each column will be larger than the total number of people tested.**

Reporting lab	Inconclusive	Negative	Positive	Percent positive	Total
HAWTHORN HOUSE☐		69	14	17%	83
KINDRED HOSPITAL SOUTH FLORIDA		81	2	2%	83
SENIOR LIVING VII TAMPA LLC☐	1	73	9	11%	83
KINDRED HOSPITAL - SOUTH FLORIDA		83			83
LAB		29	53	65%	82
THE PAVILION FOR HEALTH CARE		72	10	12%	82
CLERMONT URGENT CARE			82	100%	82
OPPENHEIMER PLASTIC SURGERY LLC		77	5	6%	82
Lexington Health and Rehabilitation Center		82			82
CANOPY ON BERRYHILL, THE		51	31	38%	82
JUPITER MEDICAL CENTER URGENT CENTER		56	26	32%	82
MICRO PATH LABORATORIES INC		80	2	2%	82
HIGHLANDS MEDICAL CENTER		79	3	4%	82
PALMS EDGE	1	75	6	7%	82
MOOSEHAVEN LIFE CARE CENTER		81			81
ARBOR TERRACE SAN JOSE LLC	3	76	2	2%	81
ERIE COUNTY MEDICAL CTR CLINICAL LABS		77	4	5%	81
EC OPCO CARROLLWOOD LLC		75	6	7%	81
BIO-TECH CLINICAL LABORATORIES		41	40	49%	81
AVANTE AT OCALA INC		55	25	31%	80
AZALEA TRACE PHYSICIAN SERVICES		79	1	1%	80
MEMORY CARE OF NAPLES		80			80
NEW SMYRNA BEACH URGENT CARE			80	100%	80
MEASE COUNTRYSIDE HOSPITAL		1	79	99%	80
HOSPICE OF MARTIN & ST LUCIE, INC		76	3	4%	79
BALMORAL TENANT SERVICES INC	1	43	35	44%	79
MINUTECLINIC DIAGNOSTIC OF SOUTH CAROLINA, LLC		65	14	18%	79
STONY BROOK UNIVERSITY MEDICAL CENTER		65	14	18%	79
LABFIRST - DEPARTMENT OF PATHOLOGY		76	3	4%	79
VETERANS AFFAIRS MEDICAL CENTER - PALO ALTO		28	51	65%	79
EDGEWATER AT WATERMAN VILLAGE		78	1	1%	79
GRAND OAKS OF JENSEN BEACH LLC☐		79			79
CATHOLIC HEALTH SYSTEM DEPT LABORATORY		77	2	3%	79
DIATHERIX LABORATORIES		40	39	49%	79
CBS LABS OF TAMPA LLC		3	76	96%	79
BENTON HOUSE AT OAKLEAF		51	28	35%	79
SONATA WEST		77	2	3%	79
BAPTIST MEDICAL CENTER SOUTH		63	15	19%	78
HEARTLAND HEALTHCARE AND REHAB CENTER		56	22	28%	78
A COUNTRY PLACE ASSISTED LIVING FACILITY		76	2	3%	78
ESCAMBIA COUNTY JAIL		54	24	31%	78
LAKE MORTON PLAZA☐		75	3	4%	78
HUNTSVILLE HOSPITAL LABORATORY		53	25	32%	78
WINDSOR OAKS		77	1	1%	78
ST PETERSBURG PEDIATRICS-SEMINOLE		68	10	13%	78
Madison Health and Rehabilitation Center		42	36	46%	78
GIBBENS FAMILY MEDICAL, LLC		59	18	23%	77

COVID-19: testing by laboratory

Data through Feb 10, 2021 verified as of Feb 11, 2021 at 09:25 AM

Data in this report are provisional and subject to change.

The numbers in the table below represent the number of Florida and non-Florida residents for whom test results were received by the Department of Health. A person can be tested by more than one laboratory and can have both positive and negative results. **Therefore, the sum of the numbers in each column will be larger than the total number of people tested.**

Reporting lab	Inconclusive	Negative	Positive	Percent positive	Total
ORANGE CITY NURSING AND REHAB		75	2	3%	77
PLYMOUTH HOME FOR ADULTS, INC.	8	68	1	1%	77
TRUE NORTH HEALTH NAVIGATION LLC DBA DISPATCHHEALTH	1	60	16	21%	77
EAST ALABAMA MEDICAL CENTER LABORATORY		65	12	16%	77
WINDSOR REFLECTIONS		75	1	1%	76
CVS		17	59	78%	76
CHAMBREL AT ISLAND LAKE		73	3	4%	76
DELAND WELLNESS CENTER			76	100%	76
NORTH PORT REHABILITATION AND NURSING CENTER□		75	1	1%	76
PARK OF THE PALMS INC		76			76
FHMG LAKE MARY PEDS		63	13	17%	76
SEMINOLE TRIBE OF FLORIDA		60	16	21%	76
CLINICAL PATHOLOGY ASSOCIATES-SONIC REFERENCE LAB		76			76
S-H THIRTY-FIVE OPCO- PORT ST LUCIE, LLC	1	75			76
DYNAMIC MEDICAL USA			76	100%	76
MOBILE PHYSICIAN SERVICES INC		67	8	11%	75
WELL-BEING MEDICAL CENTER PLLC		69	6	8%	75
PROMEDICA LABORATORIES		21	54	72%	75
ADVENTHEALTH EXPRESSCARE		45	30	40%	75
SANIBEL INTERNAL MEDICINE, LLC		72	3	4%	75
QUALITY URGENT CARE AND WELLNESS PL	1	44	30	40%	75
BOND CLINIC PA		43	32	43%	75
WALGREENS 9627		69	6	8%	75
CENTRAL BALDWIN IMMEDIATE CARE & FAMILY PRACTICE		57	17	23%	74
LAKE HOWELL FAMILY MEDICINE ASSOCIATES		63	11	15%	74
PARTICLE THEORY LABS		68	6	8%	74
HEALTH FIRST - PALM BAY HOSPITAL		2	72	97%	74
SPEARHEAD MEDICAL		37	37	50%	74
NOAH CLINICAL LABORATORY		63	11	15%	74
CENTURY CENTER FOR REHABILITATION & HEALING		56	18	24%	74
MD 365 MEDICAL CARE PLLC		74			74
WALGREENS 4915		66	7	10%	73
BROWARD HEALTH MEDICAL CENTER CLINICAL LAB			73	100%	73
Golfview Healthcare Center		73			73
BEACHES PEDIATRICS PA		68	5	7%	73
CAREATC CITY OF TAMPA		58	15	21%	73
SCOTT LAKE HEALTH AND REHABILITATION CENTER		71	2	3%	73
WATERCREST ST LUCIE WEST	1	69	3	4%	73
BROOKDALE OVIEDO		71	2	3%	73
ARIZONA DEPARTMENT OF HEALTH SERVICES		2	71	97%	73
ARDEN COURTS OF LELY PALMS□		72	1	1%	73
LAB PLUS, LLC AT SAINT THOMAS WEST HOSPITAL		59	14	19%	73
CONSULATE HEALTH CARE – LAKE MARY		72	1	1%	73
BROWARD HEALTH MEDICAL CENTER		3	70	96%	73
ST VINCENT'S BIRMINGHAM		66	6	8%	72
SIMED LABORATORY		57	15	21%	72
CRAIG BERGER MD PL D/B/A BAY AREA EYE INSTITUTE		72			72

COVID-19: testing by laboratory

Data through Feb 10, 2021 verified as of Feb 11, 2021 at 09:25 AM

Data in this report are provisional and subject to change.

The numbers in the table below represent the number of Florida and non-Florida residents for whom test results were received by the Department of Health. A person can be tested by more than one laboratory and can have both positive and negative results. **Therefore, the sum of the numbers in each column will be larger than the total number of people tested.**

Reporting lab	Inconclusive	Negative	Positive	Percent positive	Total
TUSCAN ISLE OPERATING COMPANY LLC DBA		69	3	4%	72
OAKHURST CENTER		65	7	10%	72
HUNTINGTON HOSPITAL LABORATORY		69	3	4%	72
HAVEN OF OUR LADY OF PEACE		72			72
EXPERTUS LABORATORIES INC		24	47	66%	71
AMMON LABS		61	10	14%	71
FLORIDA PEDIATRIC GROUP		27	44	62%	71
STERLING HOUSE OF TALLAHASSEE	3	62	6	8%	71
GULFCOAST PEDIATRICS		66	5	7%	71
LONG TERM CARE OF JAY, LLC		50	21	30%	71
ADVANCED LAB		67	4	6%	71
CALADIUM PEDIATRICS		63	7	10%	70
MEMORIAL MANOR		70			70
ASHRAF MEDICAL GROUP PLLC DBA PULSE MD		68	2	3%	70
Highlands Regional Hospital		63	7	10%	70
SUNCOAST COMMUNITY HEALTH CENTERS PEDIATRICS		21	49	70%	70
OAK MANOR NURSING HOME		66	4	6%	70
HAZELDEN FLORIDA		67	3	4%	70
ADVENT HEALTH - LAKE MARY		60	10	14%	70
PORT CHARLOTTE REHABILITATION CENTER		60	10	14%	70
SUMMIT AT VENICE	2	63	5	7%	70
HERITAGE HEALTHCARE AND REHABILITATION CENTER		69			69
Winter Garden Rehab and Nursing Facility		64	5	7%	69
ROSECASTLE AT DELANEY CREEK		68	1	1%	69
PARKSIDE INN	3	64	2	3%	69
USF HEALTH MORSANI CENTER		5	64	93%	69
MINUTECLINIC DIAGNOSTIC		64	5	7%	69
CP/AIG PENSACOLA DEVELOPMENT LLC		66	3	4%	69
ACE BIOMEDICAL LABS LLC		56	12	18%	68
RARITAN BAY PERTH AMBOY		61	7	10%	68
PLANTATION GENERAL HOSPITAL CLINICAL LAB		26	42	62%	68
DAYSPRING SENIOR LIVING LLC		66	2	3%	68
PANIRA HEALTHCARE CLINIC		2	66	97%	68
ASSOCIATED CLINICAL LABORATORIES		60	8	12%	68
SUNCOAST OPTIMAL WELLNESS		23	45	66%	68
Avante at St Cloud, Inc.		66	2	3%	68
AEL- MEMPHIS		17	51	75%	68
EISENHOWER ARMY MEDICAL CENTER		61	7	10%	68
SAN JOSE SENIOR CARE LLC	1	43	24	35%	68
MD LABS		40	27	40%	67
PEDIATRIC ASSOCIATES AT ARGYLE PA		64	3	4%	67
COOPER FAMILY MEDICAL PLLC		50	17	25%	67
PUBLIC SQUARE PHARMACY LLC		52	15	22%	67
WALGREENS 2941		64	3	4%	67
VIERA DEL MAR HEALTH AND REHABILITATION CENTER		63	4	6%	67
BIOREFERENCE LABORATORIES		7	60	90%	67
HEARTLAND PHARMACY LAKE PLACID, INC		50	17	25%	67

COVID-19: testing by laboratory

Data through Feb 10, 2021 verified as of Feb 11, 2021 at 09:25 AM

Data in this report are provisional and subject to change.

The numbers in the table below represent the number of Florida and non-Florida residents for whom test results were received by the Department of Health. A person can be tested by more than one laboratory and can have both positive and negative results. **Therefore, the sum of the numbers in each column will be larger than the total number of people tested.**

Reporting lab	Inconclusive	Negative	Positive	Percent positive	Total
GENPATH			67	100%	67
NORTH SHORE MEDICAL LABS	1	61	5	7%	67
MEASE MANOR INC		63	4	6%	67
GV NAPLES OPCO, LLC		65	1	2%	66
ST PETERSBURG PEDIATRICS-MLK JUNIOR BLVD		60	6	9%	66
MEDEX MEDICAL EXPRESS OF PALATKA			66	100%	66
ATMORE COMMUNITY HOSPITAL LABORATORY		46	20	30%	66
PANCARE HEALTH - MALONE CLINIC		60	6	9%	66
LAKE WALES OPERATING GROUP LLC		60	5	8%	65
ALTAMONTE PEDIATRIC ASSOCIATES		31	34	52%	65
JERICO URGENT CARE		62	3	5%	65
CATHOLIC HEALTH SERVICES REGIONAL LAB		58	7	11%	65
ISLAND COAST PEDIATRICS		58	7	11%	65
STONY BROOK SOUTHAMPTON		64	1	2%	65
SUMMER VISTA ASSISTED LIVING		38	27	42%	65
INDIGO MANOR		22	43	66%	65
CL BRUMBACK PRIMARY CARE CLINICS		16	49	75%	65
OKEECHOBEE URGENT CARE		17	48	74%	65
MED EXPRESS		6	58	91%	64
OUT OF STATE		40	24	38%	64
WADSWORTH HEALTH CENTER		61	3	5%	64
FHMG- FLORIDA HOSPITAL MEDICAL GROUP		54	10	16%	64
CORNERSTONE MEDICAL CARE OF BRANDON PL		55	9	14%	64
BOND CLINIC DR ELDEEB		35	29	45%	64
VITAS HEALTHCARE		58	6	9%	64
NEMOURS CHILDRENS PRIMARY CARE OVIEDO		51	13	20%	64
BIOIQ		14	50	78%	64
VETERANS AFFAIRS MEDICAL CENTER - GULF COAST		27	37	58%	64
JOSEPH L MORSE GERIATRIC CENTER	2	59	3	5%	64
NXGEN MDX		20	44	69%	64
GREENLEAF ALF		63	1	2%	64
SOMERBY OF SANTA ROSA BEACH		54	9	14%	63
LEE MEMORIAL HEALTH SYSTEM HEALTH FAIR		59	4	6%	63
EC OPCO PENSACOLA, LLC		62	1	2%	63
VIERA HEALTH AND REHABILITATION CENTER		62	1	2%	63
CRESTVIEW URGENT CARE		2	61	97%	63
MEDI CLINIC SARASOTA INC		62	1	2%	63
MED ONE AT SAINT AUGUSTINE		33	30	48%	63
BEEHIVE HOMES OF GULF BREEZE		47	16	25%	63
MISIR DRUGS LLC		51	12	19%	63
NURSING PLUS OF BROWARD LLC		49	14	22%	63
TURNING POINT OF TAMPA		57	6	10%	63
APC PEDIATRICS AT RYE ROAD MEDICAL PARK		63			63
LENOX HILL HOSPITAL		57	6	10%	63
ADVENT HEALTH CENTRA CARE - WINTER GARDEN		17	46	73%	63
Stratford Court of Palm Harbor		53	10	16%	63
EMERALD COAST BEHAVIORAL HOSPITAL		59	4	6%	63

COVID-19: testing by laboratory

Data through Feb 10, 2021 verified as of Feb 11, 2021 at 09:25 AM

Data in this report are provisional and subject to change.

The numbers in the table below represent the number of Florida and non-Florida residents for whom test results were received by the Department of Health. A person can be tested by more than one laboratory and can have both positive and negative results. **Therefore, the sum of the numbers in each column will be larger than the total number of people tested.**

Reporting lab	Inconclusive	Negative	Positive	Percent positive	Total
MINUTECLINIC DIAGNOSTIC OF TEXAS, LLC		55	7	11%	62
MENORAH HOUSE		61	1	2%	62
BIG BOCA SMILES LLC☐		60	2	3%	62
BLISS HEALTHCARE SERVICES	1	42	19	31%	62
OVERLOOK HOSPITAL LABORATORY		57	5	8%	62
KINDRED AT HOME		53	9	15%	62
BAY PINES MEDICAL ASSOCIATES		1	61	98%	62
BAY REGIONAL URGENT CARE	1	40	21	34%	62
TRINITY AL SENIOR HOUSING LLC☐		45	17	27%	62
LUTHERAN HAVEN ASSISTED LIVING		61			61
NORTH FLORIDA PEDIATRICS		51	10	16%	61
NORTH SHORE UNIVERSITY HOSPITAL LABORATORY		55	6	10%	61
ARBOR OAKS AT TYRONE	7	54			61
AMERICAN FAMILY MEDICAL		48	13	21%	61
EMERALD COAST HOSPICE		60	1	2%	61
MINUTECLINIC DIAGNOSTIC OF OHIO LLC		46	15	25%	61
Winter Park Care and Rehab		60	1	2%	61
UNIVERSTIY CENTER MEDICAL LLC DBA	1	57	3	5%	61
WASHINGTON REHABILITATION AND NURSING CENTER		51	10	16%	61
SAMFORD UNIVERSITY HEALTH SERVICES		60	1	2%	61
PRIMECARE AT TWIN LAKES		1	60	98%	61
JACOBI MEDICAL CENTER		57	3	5%	60
BARRY UNIVERSITY STUDENT HEALTH SERVICES		37	23	38%	60
METROPOLITAN HOSPITAL CENTER		56	4	7%	60
TWIN CREEKS ASSISTED LIVING & MEMORY CARE		57	3	5%	60
LAKELAND REGIONAL HEALTH		36	24	40%	60
FLORIDA DEPARTMENT OF HEALTH IN WALTON COUNTY		48	12	20%	60
MENTAL HEALTH CARE INC		51	9	15%	60
THE PRESERVE AT CLEARWATER		58	2	3%	60
CCS - JOSEPH V CONTE		57	2	3%	59
INTERNAL LAB		50	9	15%	59
QUALITY URGENT CARE AND WELLNESS		31	28	47%	59
WILSON MEMORIAL REGIONAL MEDICAL CENTER		55	4	7%	59
BIOTECH		52	7	12%	59
CAN COMMUNITY HEALTH		58	1	2%	59
RITECARE MED CTR H			59	100%	59
CINNAMON COVE ALF		58	1	2%	59
FERN PARK DEVELOPMENTAL CENTER		5	54	92%	59
MILLENIUM PHYSICIANS GROUP		1	58	98%	59
Summit Medical Group, Pa DbA Citymd		53	6	10%	59
FLORIDA HEALTH CARE		8	50	86%	58
BURRY'S PHARMACY INC		35	23	40%	58
MICHIGAN DEPARTMENT OF HEALTH AND HUMAN SERVICES	1		57	98%	58
LPG CONVENIENT CARE AT PINE ISLAND ROAD		52	6	10%	58
Margate Health and Rehabilitation Center		56	2	3%	58
AU HEALTH		45	13	22%	58
THE CANOPY AT BERRYHILL		58			58

COVID-19: testing by laboratory

Data through Feb 10, 2021 verified as of Feb 11, 2021 at 09:25 AM

Data in this report are provisional and subject to change.

The numbers in the table below represent the number of Florida and non-Florida residents for whom test results were received by the Department of Health. A person can be tested by more than one laboratory and can have both positive and negative results. **Therefore, the sum of the numbers in each column will be larger than the total number of people tested.**

Reporting lab	Inconclusive	Negative	Positive	Percent positive	Total
CORAL GABLES HOSPITAL			57	100%	57
PEDIATRIC SERVICES OF AMERICA INC		56	1	2%	57
MALCOM RANDALL DEPT OF VAMC			57	100%	57
ASCENSION SACRED HEART BAY LABORATORY		54	3	5%	57
PALM BAY URGENT CARE		28	29	51%	57
CARDIOLOGY AND MEDICINE ASSOCIATES		41	16	28%	57
KAPG FLEMING ISLAND SENIOR HOUSING OPCO LLC	1	56			57
BAYCARE HEALTH SYSTEMS		2	55	96%	57
ALZHEIMERS CARE CENTER OF VIERA LTD		37	20	35%	57
ADVENT HEALTH - PALM COAST		1	55	98%	56
LAKELAND REGIONAL HEALTH LAKE MIRIAM		24	32	57%	56
PHYSICIANS PRIMARY CARE OF SOUTHWEST FLORIDA		39	17	30%	56
BAPTIST HEALTH SOUTH FLORIDA - WEST BOCA URGENT CARE		34	22	39%	56
HERNANDO COUNTY FIRE RESCUE DISTRICT		25	31	55%	56
TUKA PEDIATRICS		7	49	88%	56
AFTER HOURS PEDIATRICS			56	100%	56
TIFFANY HALL NURSING AND REHAB		44	12	21%	56
EAGLES WATCH CLUSTER		47	9	16%	56
LAKE CITY VA MEDICAL CENTER			56	100%	56
HORIZON ALF		55	1	2%	56
BioReference Laboratories, Inc		6	49	89%	55
TITUSVILLE FAMILY PRACTICE		16	39	71%	55
TBI RESIDENTIAL SERVICES, INC.		44	11	20%	55
KENDALL REGIONAL MEDICAL CENTER LAB	3		52	95%	55
AEGIS MEDICAL GROUP		46	9	16%	55
PREMIER MEDICAL ASSOCIATES ALL FLORIDA LLC		54	1	2%	55
ST FRANCIS HOSPITAL		47	8	15%	55
FLORIDA MEDICAL CLINIC PA		46	9	16%	55
MEDRITE URGENT CARE		44	11	20%	55
SONATA HUNTERS CREEK		47	8	15%	55
STEINHATCHEE FAMILY MEDICAL CENTER	1	48	6	11%	55
MEDLOGIC LABORATORIES		3	52	95%	55
UNITED LABORATORY SERVICES CORPORATION		38	16	30%	54
BERNHARDT LABORATORIES	1	14	39	72%	54
BISHOP GRADY VILLAS		53	1	2%	54
life Care Center of Melbourne		38	16	30%	54
CERTUS MTD OPCP LLC		52	2	4%	54
SARASOTA CO. HEALTH DEPT # 58		40	14	26%	54
FAMILY EXTENDED CARE OF PUNTA GORDA		54			54
COOPER FAMILY MEDICAL, PLLC		44	10	19%	54
EXPRESS DOCS LLC			54	100%	54
NORTH FLORIDA MEDICAL CENTER		50	4	7%	54
PUTNAM COUNTY SHERIFFS OFFICE		48	6	11%	54
CLERMONT HEALTH AND REHAB		40	14	26%	54
MINUTECLINIC DIAGNOSTIC OF NORTH CAROL		45	9	17%	54
ST. CLOUD MEDICAL GROUP		54			54
BROOKDALE CENTRE POINTE	1	53			54

COVID-19: testing by laboratory

Data through Feb 10, 2021 verified as of Feb 11, 2021 at 09:25 AM

Data in this report are provisional and subject to change.

The numbers in the table below represent the number of Florida and non-Florida residents for whom test results were received by the Department of Health. A person can be tested by more than one laboratory and can have both positive and negative results. **Therefore, the sum of the numbers in each column will be larger than the total number of people tested.**

Reporting lab	Inconclusive	Negative	Positive	Percent positive	Total
JUNIPER VILLAGE AT NAPLES		53	1	2%	54
QUOTIENT SCIENCES LABS LLC			53	100%	53
GENESIS DERMATOLOGY		49	4	8%	53
HARMONY CLINIC		1	52	98%	53
THOMAS INTERNAL MEDICINE		44	9	17%	53
SOMERSET			53	100%	53
Gabisa Medical LLC		53			53
APOLLOMDX LABS		31	22	42%	53
PALM BAY PEDIATRICS		36	17	32%	53
TROY REGIONAL MEDICAL CENTER		42	11	21%	53
Osprey Point Nursing Center		51	2	4%	53
ALLIANCE PEDIATRICS		24	29	55%	53
BROOKDALE PALM COAST		53			53
SNH BRFL TENANT LLC	2	50			52
LEVY COUNTY DEPARTMENT OF HEALTH		36	16	31%	52
CHILDREN'S HOSPITAL OF ALABAMA		51	1	2%	52
ADVENT HEALTH		49	3	6%	52
MARQUIS LABS, LLC		51	1	2%	52
TOTAL CARE PLUS LLC			52	100%	52
INTERNAL MEDICINE SPECIALIST		46	6	12%	52
PROMEDICA SENIOR LIVING		51	1	2%	52
ALEXANDER NININGER STATE VETERANS		52			52
PANCARE HEALTH - JACKSON COUNTY		41	11	21%	52
SOUTH LAKE PEDIATRICS		50	2	4%	52
MICHAEL AKPEKE MD		43	9	17%	52
VPA PC LAB		48	4	8%	52
NITE LITE PEDIATRICS - PORT ST. LUCIE		43	9	17%	52
SONATA BOCA RATON		48	4	8%	52
INTERNAL MEDICINE ASSOCIATES PA		47	4	8%	51
GATEWAY CARE CENTER		50	1	2%	51
GULFVIEW MEDICAL INSTITUTE		51			51
AVANTE ST CLOUD		48	3	6%	51
WEST VOLUSIA FAMILY AND SPORTS MEDICINE		50	1	2%	51
FINLAY CLINICAL LABORATORY		20	31	61%	51
GOOD HEARTS COVID TESTING		8	43	84%	51
MINUTECLINIC DIAGNOSTIC OF NORTH CARO		44	7	14%	51
LPG PEDIATRICS AT PAGE FIELD		50	1	2%	51
BOND AND STEELE CLINIC, PA		42	9	18%	51
ORANGE PARK PEDIATRICS		43	7	14%	50
VALENCIA HOUSE ALF		49	1	2%	50
GRAND ST PAUL CVS		50			50
SARATOGA HOSPITAL LABORATORY		45	5	10%	50
GENEDX		37	13	26%	50
BUECHELE DENTAL PA DBA CLERMONT FAMILY DENTISTRY		41	9	18%	50
TRADITIONAL HOME HEALTH OF PALM BEACH INC		49	1	2%	50
PENSACOLA PEDIATRICS PA - TIGER POINT	18	27	5	10%	50
ADVENT HEALTH CENTRA CARE - EAST ORLANDO		21	29	58%	50

COVID-19: testing by laboratory

Data through Feb 10, 2021 verified as of Feb 11, 2021 at 09:25 AM

Data in this report are provisional and subject to change.

The numbers in the table below represent the number of Florida and non-Florida residents for whom test results were received by the Department of Health. A person can be tested by more than one laboratory and can have both positive and negative results. **Therefore, the sum of the numbers in each column will be larger than the total number of people tested.**

Reporting lab	Inconclusive	Negative	Positive	Percent positive	Total
Jupiter Medical Center Pavilion		49	1	2%	50
NOMI HEALTH LAB SERVICES LLC		4	46	92%	50
BETHUNE-COOKMAN UNIVERSITY		32	18	36%	50
ORCHID COVE AT DAYTONA		45	5	10%	50
VITAS HEALTHCARE CORP OF FLORIDA		49	1	2%	50
PENNSYLVANIA DEPARTMENT OF HEALTH BUREAU OF LABORATORIES			50	100%	50
PALM RIVER COMMUNITY HEALTH CENTER		45	5	10%	50
SOFT CELL LABORATORIES		45	4	8%	49
INN AT ASTON GARDENS AT PELICAN POINTE,THE		45	4	8%	49
81ST MEDICAL GROUP		28	21	43%	49
SOUTHEAST ALABAMA MEDICAL CENTER			49	100%	49
USF		1	48	98%	49
SUPERIOR RESIDENCES OF LECANTO		34	15	31%	49
TREASURE COAST FORENSIC TREATMENT CTR		28	21	43%	49
FLORIDA HEALTH CARE DELAND			49	100%	49
SOLARIS SENIOR LIVING NORTH NAPLES		48	1	2%	49
ROCHESTER GENERAL HOSPITAL LABORATORY		45	4	8%	49
ADVENT HEALTH - MOUNT DORA		9	40	82%	49
ALLEGRO		47	2	4%	49
NORTHBROOK CENTER FOR□		47	2	4%	49
PREMIER MEDICAL ASSOCIATES		46	2	4%	48
DOH		23	25	52%	48
COURTYARD GARDENS OF JUPITER		48			48
HIALEAH HOSPITAL RESPIRATORY DEPT			48	100%	48
BAY CENTER HURRICANE SHELTER		48			48
TOWERS HOME CARE□		45	3	6%	48
THE TERRACE OF JACKSONVILLE		3	45	94%	48
WALGREENS #10373		46	2	4%	48
HEALTH FIRST - CAPE CANAVERAL HOSPITAL		1	47	98%	48
GRAND OAKS OF PALM CITY LLC□	1	41	6	13%	48
ATRIA PARK OF LAKE FOREST (WG HERITAGE LF LLC)		47	1	2%	48
RAINBOW PEDIATRICS PC LLC / BREAKFAST POINT		38	10	21%	48
INN AT THE FOUNTAINS, THE		34	14	29%	48
SEWANEE MOLECULAR DIAGNOSTICS LABORATO		48			48
NAPLES PEDIATRICS INC□		43	5	10%	48
HARBOR BEACH NURSING AND REHABILITATION CENTER		46	2	4%	48
CAREMED INTERNAL MEDICINE		30	18	38%	48
ARDEN COURTS OF SARASOTA		32	16	33%	48
WEST ISLIP URGENT CARE		44	3	6%	47
POPLAR HEALTHCARE PLLC	1	11	35	74%	47
MINUTECLINIC DIAGNOSTIC OF SOUTH CARO		37	10	21%	47
ST JOSEPH'S HOSPITAL LABORATORY			47	100%	47
ROCKLEDGE REGIONAL MEDICAL CENTER		30	17	36%	47
DAVID POSNACK JEWISH DAY SCHOOL		47			47
INTERLAB		1	46	98%	47
BARNES HEALTHCARE OF FLORIDA LLC		44	3	6%	47
MID FLORIDA PRIMARY CARE PA		35	12	26%	47

COVID-19: testing by laboratory

Data through Feb 10, 2021 verified as of Feb 11, 2021 at 09:25 AM

Data in this report are provisional and subject to change.

The numbers in the table below represent the number of Florida and non-Florida residents for whom test results were received by the Department of Health. A person can be tested by more than one laboratory and can have both positive and negative results. **Therefore, the sum of the numbers in each column will be larger than the total number of people tested.**

Reporting lab	Inconclusive	Negative	Positive	Percent positive	Total
NAVARRE GARDENS		41	6	13%	47
CAPE REGIONAL MEDICAL CENTER		45	2	4%	47
Palms at Ponte Vedra Assisted Livning and Memory Care		46	1	2%	47
COLLIER BLVD HMA PHYSICIAN MANAGEMENT LLC		46			46
ST CLOUD PHYSICIAN MANAGEMENT LLC DBA ST CLOUD		27	19	41%	46
SOS MOBILE MEDICAL CARE LLC		36	10	22%	46
KAPG ST AUGUSTINE SENIOR HOUSING OPCO LLC		37	9	20%	46
ADVENT HEALTH MEDICAL GROUP OB GYN AT		40	6	13%	46
PREMIER PLACE HEALTHCARE AT THE GLENVIEW		46			46
EAST MANATEE FAMILY	1	1	44	96%	46
325TH MEDICAL GROUP		43	3	7%	46
H LEE MOFFITT CANCER CENTER MICRO		46			46
LITTLE NECK URGENT CARE		44	2	4%	46
HARTFORD HEALTH SERVICES LLC		46			46
KEYSTYLE LIVING LLC	1	43	1	2%	45
SOUTHPORT SQUARE HARBOUR HEALTH		45			45
GENTIVA HEALTH SERVICES CERTIFIED INC		42	3	7%	45
UNIVERSITY OF CENTRAL FLORIDA HEALTH SERVICES		45			45
FHMG_CTR FOR SENIOR HEALTH		40	5	11%	45
GOLDEN POND COMMUNITIES		45			45
MAUREEN OROURKE-FUTEY			45	100%	45
WINTER GARDEN REHAB AND NURSING CENTER		41	4	9%	45
LINCOLN MEDICAL AND MENTAL HEALTH CENTER		43	2	4%	45
ST JOHNS COUNTY DETENTION CENTER		45			45
FIRST CHOICE PEDIATRICS INC		44	1	2%	45
STUART URGENT CARE			45	100%	45
NEOGENOMICS LABORATORIES INC		45			45
PRACTICE MANAGEMENT OF AMERICA, INC.		7	38	84%	45
REDI-MED WALK-IN FAMILY CARE			45	100%	45
MOBILE DOC FL, LLC		29	16	36%	45
DELCARE PA		34	10	23%	44
QHC UPSTATE MEDICAL PC		36	8	18%	44
PEDIATRICS OF CENTRAL FLORIDA – SAINT CLOUD	2	40	2	5%	44
ROSECASTLE OF JACKSONVILLE LLC		43	1	2%	44
Baldwin Pediatrix		37	7	16%	44
CDR MAGUIRE INC	1	7	36	82%	44
KINDRED HOSPITAL CENTRAL TAMPA BLOOD GAS	1	38	5	11%	44
ALLIANCE OF PHYSICIANS AGAINST COVID-19			44	100%	44
ADVENT HEALTH EXPRESS CARE		4	40	91%	44
PATRICK AIR FORCE BASE		3	40	93%	43
LAKE MARY KIDS CENTRA CARE		33	10	23%	43
FLORIDA HOSPITAL		27	16	37%	43
PRINCETON VILLAGE☐		39	4	9%	43
WOLFF CTR FOR CHILD & ADOLESCENT HEALTH PLLC,THE		26	17	40%	43
SAFARI PEDIATRICS PA		42	1	2%	43
FAMILY EXTENDED CARE OF WINTER HAVEN		41	2	5%	43
CARE CENTERS OF NASSAU LLC MINER ROAD SOUTH		43			43

COVID-19: testing by laboratory

Data through Feb 10, 2021 verified as of Feb 11, 2021 at 09:25 AM

Data in this report are provisional and subject to change.

The numbers in the table below represent the number of Florida and non-Florida residents for whom test results were received by the Department of Health. A person can be tested by more than one laboratory and can have both positive and negative results. **Therefore, the sum of the numbers in each column will be larger than the total number of people tested.**

Reporting lab	Inconclusive	Negative	Positive	Percent positive	Total
SOUTHERN LABORATORY SERVICES OF NWF		17	26	60%	43
LARA HEALTH AND WELLNESS CENTER LLC		43			43
BRANCH MEDICAL CLINIC			43	100%	43
SUNLIFE PHARMACY		41	2	5%	43
Guardian Care Nursing and Rehabilitation Center		43			43
RADIOLOGY ASSOCIATES OF VENICE AND ENGLEWOOD		41	2	5%	43
CITYMD OF MANAHAWKIN		41	2	5%	43
WALGREENS 3145		39	3	7%	42
Citymd Of Toms River		36	6	14%	42
Atlantic Shore Nursing and Rehab		42			42
ECOLAB GROUP		8	34	81%	42
MAIMONIDES-SHALOM ACADEMY, INC		41	1	2%	42
LIFESTREAM BEHAVIORIAL CENTER		24	18	43%	42
NIGHT LITE PEDIATRICS CENTER LLC		10	32	76%	42
TGH URGENT CARE POWERED BY FAST TRACK			42	100%	42
CLINICAL LABORATORY		42			42
UNIVERSITY OF WEST FLORIDA, THE		42			42
RAPID RELIABLE TESTING NY LLC		37	5	12%	42
PANCARE HEALTH - FREEPORT CLINIC SUITE B		33	9	21%	42
NEW YORK PRESBYTERIAN - QUEENS DIAGNOSTIC		41	1	2%	42
BARNETT PARK☐		2	40	95%	42
SAN CARLOS PHARMACY		37	4	10%	41
PEDIATRICS OF CENTRAL FLORIDA KISSI		33	8	20%	41
SURFSIDE URGENT CARE		28	13	32%	41
ERDOX		39	2	5%	41
BRONX LEBANON HOSPITAL-MEDICAL CENTER		37	4	10%	41
NEXT MOLECULAR ANALYTICS		11	30	73%	41
ADVENT HEALTH - LAKE WALES		29	12	29%	41
NORTH CENTRAL BRONX HOSPITAL		39	2	5%	41
PALM BAY HOSPITAL			41	100%	41
PHILLIPPE RIDGE		29	12	29%	41
G & R HEALTH MART PHARMACY		31	10	24%	41
FLORIDA HOSPITAL NEW SMYRNA		4	37	90%	41
LINCOLN DIAGNOSTIC LAB		38	2	5%	40
NORTH FLORIDA / SOUTH GEORGIA VETERANS HEALTH SYSTEM			40	100%	40
DOH-WEST PALM BEACH BRANCH LABORATORY		2	38	95%	40
PRIDE DIAGNOSTICS		24	16	40%	40
HOME CARE PHARMACY		40			40
PENSACOLA PEDIATRICS - PACE		32	8	20%	40
PERSONAL PEDIATRICS		35	5	13%	40
URGENT CARE & WELLNESS CENTER		10	30	75%	40
PACIFICA SENIOR LIVING OCALA		35	5	13%	40
CLINICAL PATHOLOGY LABORATORIES, INC		40			40
LONGLEAF DIAGNOSTIC LABORATORIES		11	29	73%	40
ROYAL PALM SENIOR RESIDENCE		40			40
CAPITAL REGIONAL MEDICAL CENTER		2	38	95%	40
MACKOUL PEDIATRICS FORT MYERS		25	15	38%	40

COVID-19: testing by laboratory

Data through Feb 10, 2021 verified as of Feb 11, 2021 at 09:25 AM

Data in this report are provisional and subject to change.

The numbers in the table below represent the number of Florida and non-Florida residents for whom test results were received by the Department of Health. A person can be tested by more than one laboratory and can have both positive and negative results. **Therefore, the sum of the numbers in each column will be larger than the total number of people tested.**

Reporting lab	Inconclusive	Negative	Positive	Percent positive	Total
FELICIDAD MEDICAL CENTER			40	100%	40
FAST PACE MEDICAL CLINIC, PLLC		35	5	13%	40
FIRST CHOICE URGENT CARE		10	30	75%	40
BETHESDA HEALTH URGENT CARE		3	37	93%	40
MINUTECLINIC DIAGNOSTIC OF NEW JERSEY		33	7	18%	40
JUNIPER VILLAGE AT CAPE CORAL		34	5	13%	39
MINUTECLINIC DIAGNOSTIC OF KANSAS, PA		33	6	15%	39
HERNANDO ENDOSCOPY AND SURGERY CENTER		31	8	21%	39
MEDEX MEDICAL EXPRESS OF PALATKA LLC			39	100%	39
GUYAN VALLEY WELLNESS CENTER		32	7	18%	39
WG EVERGREEN WOODS SH LLC		39			39
ADVENT HEALTH CENTRA CARE - LAKE LAND		30	9	23%	39
CEDAR CREEK AT KINGS BAY INC		39			39
ISLAND URGENT CARE PLLC		37	2	5%	39
CENTRA CARE – LAKE NONA		3	36	92%	39
NORTH CAROLINA DEPARTMENT OF HEALTH & HUMAN SERVICES	1		38	97%	39
GATTOLINE ENTERPRISES, INC. DBA FAMILY CARE PHARMACY		33	6	15%	39
LOURDES HOSPITAL INC		37	2	5%	39
BAY COUNTY JAIL ANNEX		34	5	13%	39
CLINICAL RESEARCH SEQUENCING PLATFORM		8	31	79%	39
BROOKDALE VERO BEACH SOUTH AL		39			39
University Hills health and Rehabilitation		29	10	26%	39
CARE 4 U MANAGEMENT, INC			39	100%	39
CAMPBELL URGENT CARE			38	100%	38
BOND CLINIC, PA		9	29	76%	38
CCRC @ SUNFLOWER LLC		35	3	8%	38
HOLMES COUNTY HEALTH DEPARTMENT		29	9	24%	38
HOMEWOOD RESIDENCE AT FREEDOM PLAZA		37	1	3%	38
BENTON HOUSE OF ST. JOHNS		36	2	5%	38
ADVENTIST HEALTH SYSTEM FLORIDA		26	12	32%	38
AUTUMN OF SARASOTA		12	26	68%	38
CENTRAL FLORIDA PEDIATRICS		13	25	66%	38
STEWART MEDICAL GROUP, INC		21	17	45%	38
FLORIDA DEPARTMENT OF HEALTH CLAY COUNTY		25	13	34%	38
BARBARA O'REILLY MD PA		37	1	3%	38
UNIVERSITY OF ALABAMA		35	3	8%	38
PLAINVIEW URGENT CARE		36	2	5%	38
MISSION OAKS ASSISTED LIVING□		36	2	5%	38
MERCY MEDICAL URGENT CARE CENTER INC		8	30	79%	38
THE GOOD SHEPARDS OF DELAND-WEST		37	1	3%	38
SPRING MANOR ASSISTED LIVING		38			38
MOLECULAR DIAGNOSTICS		5	33	87%	38
PONCE THERAPY CARE CENTER		34	3	8%	37
UNION MEDICAL CARE PLLC		37			37
INNOVATION CLINICAL TRIALS, INC			37	100%	37
ONE MILO		37			37
TAYLORVILLE FAMILY MEDICINE		30	7	19%	37

COVID-19: testing by laboratory

Data through Feb 10, 2021 verified as of Feb 11, 2021 at 09:25 AM

Data in this report are provisional and subject to change.

The numbers in the table below represent the number of Florida and non-Florida residents for whom test results were received by the Department of Health. A person can be tested by more than one laboratory and can have both positive and negative results. **Therefore, the sum of the numbers in each column will be larger than the total number of people tested.**

Reporting lab	Inconclusive	Negative	Positive	Percent positive	Total
BRIDGEVIEW CENTER LLC		27	10	27%	37
HOLY NAME HOSPITAL LABORATORY		36	1	3%	37
ERIC C MRSHAL, MD, PC #1842		35	2	5%	37
HR SARASOTA OPERATOR LLC		25	12	32%	37
NORTHWELL HEALTH PLAINVIEW HOSPITAL LABORATORY		28	9	24%	37
CVS MINUTE CLINIC		1	36	97%	37
CONNECTICUT DEPARTMENT OF HEALTH		22	15	41%	37
THE COLLIER AT NAPLES		36	1	3%	37
EAST HILL PHARMACY		26	11	30%	37
DEVELOPMENTAL DISABILITIES DEFENDANT PROGRAM		35	2	5%	37
HOLZER HEALTH CENTER		5	32	86%	37
UHEALTH AT FISHER ISLAND			37	100%	37
PATHOGENIUS LABORATORIES		30	7	19%	37
INSTITUTE OF PATHOLOGY KINGS COUNTY		36	1	3%	37
PREMIER COMMUNITY HEALTHCARE GROUP INC		36	1	3%	37
BOULEVARD REHABILITATION CENTER		24	13	35%	37
FAMILY EXTENDED CARE OF SEBRING INC		35	2	5%	37
JENNIFER J CHIAVETTA-GRLSANTI DC		28	9	24%	37
MORTON PLANT			37	100%	37
IMA MEDICAL GROUP POINCIANA		14	22	61%	36
RENAISSANCE AT THE TERRACES		35	1	3%	36
MINUTE CLINIC INCORPORATE		30	6	17%	36
BRP SH OPCO LLC		36			36
PATRICK MANOR INCORPORATED		36			36
PREMISE HEALTH MIA		1	35	97%	36
MORTON PLANT HOSPITAL NURSING			36	100%	36
WEST		22	14	39%	36
ACCURATE DIAGNOSTIC LAB		35	1	3%	36
TAMPA BAY CONCIERGE DOCTOR, LLC		34	2	6%	36
S-H THIRTY FIVE OPCO - ORANGE CITY, LLC		27	9	25%	36
CITRUS COUNTY HEALTH DEPARTMENT		33	3	8%	36
WG BAYPOINT VILLAGE SH LLC		36			36
ROYAL CARE OF AVON PARK		33	3	8%	36
MARIANNA HEALTH AND REHABILITATION CENTER		35	1	3%	36
BVL/LITTLE ANGEL PEDIATRICS		36			36
P23 LABS		35			35
NEUROINTERNATIONAL SARASOTA		32	3	9%	35
NICEVILLE URGENT CARE		2	33	94%	35
IRL		4	31	89%	35
GRAMERCY PARK URGENT CARE		34	1	3%	35
BAYSHORE PATHOLOGY CONSULTANTS PA		34	1	3%	35
PARKSIDE HEALTH AND REHABILITATION CENTER			35	100%	35
ADVENT HEALTH - FISH MEMORIAL		2	33	94%	35
TERRACE AT HOBE SOUND, THE	1	31	3	9%	35
ST AUGUSTINE PEDIATRIC ASSOC		31	4	11%	35
BIOFIRE		7	28	80%	35
STAT ONE URGENT CARE CENTER		2	33	94%	35

COVID-19: testing by laboratory

Data through Feb 10, 2021 verified as of Feb 11, 2021 at 09:25 AM

Data in this report are provisional and subject to change.

The numbers in the table below represent the number of Florida and non-Florida residents for whom test results were received by the Department of Health. A person can be tested by more than one laboratory and can have both positive and negative results. **Therefore, the sum of the numbers in each column will be larger than the total number of people tested.**

Reporting lab	Inconclusive	Negative	Positive	Percent positive	Total
WUESTHOFF MEMORIAL HOSPITAL			35	100%	35
A & R RESEARCH GROUP		30	5	14%	35
PALM BEACH ATLANTIC UNIVERSITY			34	100%	34
THE MERIDIAN AT BOCA RATON	1	33			34
VIP WALK IN CLINIC		19	15	44%	34
EMERGENCY PHYSICIANS MEDICAL CENTER LLC		17	17	50%	34
REDI-MED WALK IN FAMILY CLINIC			34	100%	34
CSL PLASMA INC		7	27	79%	34
BELVEDERE COMMONS OF SUN CITY CENTER		34			34
SUWANNEE COUNTY SHERIFF OFFICE		31	3	9%	34
ST. MARYS MEDICAL CENTER		1	33	97%	34
CARE CENTERS OF NASSAU, LLC - HENDRICKS RD		34			34
S-H THIRTY FIVE OPCO - LUTZ, LLC		33	1	3%	34
TUSCAN GARDENS OF DELRAY BEACH MANAGEMENT COMPANY,		34			34
ENCOMPASS HEALTH REHABILITATION HOSPITAL OF LARGO		31	3	9%	34
BROOKDALE BONITA SPRINGS		33	1	3%	34
MEDCOMP SCIENCES			34	100%	34
ANDALUSIA HEALTH		17	17	50%	34
LUTHERAN HAVEN EXTENDED CONGREGATE CAR		34			34
PARAMOUNT WALK-IN CLINIC		1	33	97%	34
POARCH BANC CREEK INDIANS TRIBAL HEALTH DEPARTMENT			34	100%	34
RASHDA ALBIBI M.D. P.A.		31	3	9%	34
PRMG - EAST NAPLES		23	11	32%	34
STETSON UNIVERSITY STUDENT HEALTH CENTER		3	31	91%	34
COLLIER HMA PHYSICIAN MANAGEMENT LLC		26	8	24%	34
LONG TERM CARE OF GULF BREEZE LLC		30	4	12%	34
CROSSROADS URGENT CARE		20	14	41%	34
SANFORD MOBILE LAB PGA TOUR		32	1	3%	33
AHSE ROP		32	1	3%	33
BOND CLINIC		3	30	91%	33
AYERS NURSING AND REHABILITATION CENTER		33			33
MINUTECLINIC DIAGNOSTIC OF RHODE ISLAND, LLC #1544		32	1	3%	33
UNIVERSITY HOSPITAL		28	5	15%	33
THE SPRINGS OF PARC HILL		32	1	3%	33
ATRIA WILLOW WOOD		32	1	3%	33
WESTWOOD NURSING AND REHABILITATION		28	5	15%	33
PHYSICIAN ASSOCIATES LLC		26	7	21%	33
Kensington Gardens		33			33
COMPLETE HOME CARE OF THE PALM BEACHES LLC		31	2	6%	33
MAINSTREET FAMILY URGENT CARE		1	32	97%	33
CALHOUN COUNTY HEALTH DEPT		13	20	61%	33
LYSTER ACH FT RUCKER AL		30	3	9%	33
REGENCY OAKS HEALTH CENTER		31	2	6%	33
FLORIDA PEDIATRIC GROUP PA		28	5	15%	33
PORT SAINT JOHN FAMILY PRACTICE		21	12	36%	33
SOUTHSIDE HOSPITAL NORTHWELL HEALTH LABORATORY		28	5	15%	33
HARMONY HEALTH OPCO, LLC		15	18	55%	33

COVID-19: testing by laboratory

Data through Feb 10, 2021 verified as of Feb 11, 2021 at 09:25 AM

Data in this report are provisional and subject to change.

The numbers in the table below represent the number of Florida and non-Florida residents for whom test results were received by the Department of Health. A person can be tested by more than one laboratory and can have both positive and negative results. **Therefore, the sum of the numbers in each column will be larger than the total number of people tested.**

Reporting lab	Inconclusive	Negative	Positive	Percent positive	Total
LONG ISLAND JEWISH MED CTR		30	3	9%	33
PHOSPHORUS DIAGNOSTICS		27	6	18%	33
METRO KNOXVILLE HMA		25	8	24%	33
FHMG-FLORIDA HOSPITAL MEDICAL GROUP		24	9	27%	33
GREENRIDGE GROUP HOME	3	11	19	58%	33
NIGHT LITE PEDIATRICS URGENT CARE CENTER			32	100%	32
EASTERN SHORE URGENT CARE		21	11	34%	32
ASHTON PLACE	3	25	4	13%	32
CDR MAGUIRE - MIAMI BEACH CC MISSION 17388		2	30	94%	32
VETERAN AFFAIRS MEDICAL CENTER - JAMES J PETERS		30	2	6%	32
WESTMINSTER ST AUGUSTINE		32			32
OPIS COQUINA CENTER		32			32
VILLAGE ON THE ISLE		27	5	16%	32
JACKSON HEALTH SYSTEM		1	31	97%	32
VETERANS HOME			32	100%	32
AESTHETIC ENHANCEMENTS		32			32
PECONIC BAY MEDICAL CENTER LABORATORY		24	8	25%	32
IPSUM DIAGNOSTICS		3	29	91%	32
JOHN KNOX VILLAGE OF CENTRAL FLORIDA		28	4	13%	32
AVALON PARK RETIREMENT RESIDENCE		31	1	3%	32
Heartland Health Care Center North Sarasota		18	14	44%	32
MAKO MEDICAL		17	14	45%	31
REGENCY PARK ASSISTED LIVING FACILITY		29	2	6%	31
FAMILY HEALTH CENTER		18	13	42%	31
INTERCOASTAL MEDICAL GROUP			31	100%	31
MICHAEL J D'AMBROSE MD PA		29	2	6%	31
WAVE CREST HEALTH AND REHABILITATION CENTER		30	1	3%	31
SILVER LAKE PEDIATRICS PA		27	4	13%	31
COLLIER ANESTHESIA PAIN LLC		31			31
OPTUMCARE SOUTH FLORIDA, LLC		25	6	19%	31
LabCorp L#09258130 M#09258125		12	19	61%	31
Consulate Health Care of Orange Park		27	4	13%	31
ADVENTHEALTH MEDICAL GROUP FAMILY MEDICINE AT RDV		31			31
BENTLEY VILLAGE II		22	9	29%	31
NIGHT LITE PEDIATRIC CENTER		10	21	68%	31
BROOKDALE CANOPY OAKS			31	100%	31
BRANDON COMMUNITY HEALTH CENTER		23	8	26%	31
DISCOVERY COMMONS AT BRADENTON		31			31
LANDMARK HOSPITAL SOUTHWEST FLORIDA LLC		30	1	3%	31
TRADITIONAL HOME CARE INC		30	1	3%	31
ARTHREX MEDICAL CENTER		14	17	55%	31
BOCA BIOLISTIC REFERENCE LAB			30	100%	30
AMERICAN ESOTERIC LABORATORIES		15	15	50%	30
MIDDLETOWN MEDICAL P C		21	9	30%	30
PROFESSIONAL PEDIATRICS		28	2	7%	30
IMA MEDICAL CENTER		18	12	40%	30
AMEERAH LABS			30	100%	30

COVID-19: testing by laboratory

Data through Feb 10, 2021 verified as of Feb 11, 2021 at 09:25 AM

Data in this report are provisional and subject to change.

The numbers in the table below represent the number of Florida and non-Florida residents for whom test results were received by the Department of Health. A person can be tested by more than one laboratory and can have both positive and negative results. **Therefore, the sum of the numbers in each column will be larger than the total number of people tested.**

Reporting lab	Inconclusive	Negative	Positive	Percent positive	Total
LAKELAND REGIONAL HEALTH GATEWAY CENTER		7	23	77%	30
DUVAL PHARMACY		23	7	23%	30
ALAN A SMITH MD LLC		29	1	3%	30
CLINCLOUD, LLC			30	100%	30
MINUTECLINIC DIAGNOSTIC OF HAWAII LLC		27	3	10%	30
KEY WEST MEDICAL CENTER	1	28	1	3%	30
Okeechobee Health Care Facility		16	14	47%	30
HERITAGE WATERSIDE		27	3	10%	30
WASHINGTON COUNTY HEALTH DEPARTMENT		18	12	40%	30
ADVENT HEALTH PRIMARY CARE PLUS, WINTER GARDEN		26	4	13%	30
HIGHLANDS LAKE CENTER		27	3	10%	30
MID-FLORIDA PATHOLOGY, LLC		24	6	20%	30
THE TERRACE AT IVY ACRES ALF		11	19	63%	30
UNIVERSITY MEDICAL CTR OF PRINCETON AT		27	2	7%	29
PALM GARDEN OF JACKSONVILLE		27	2	7%	29
FAMILY CARE PARTNERS URGENT CARE LLC		23	6	21%	29
ATRIA SAN PABLO		27	2	7%	29
EASYCARE WALK-IN CLINIC		11	18	62%	29
RENAISSANCE SENIOR LIVING	1	28			29
SUNTREE INTERNAL MEDICINE		29			29
VIKOR SCIENTITIC			29	100%	29
UNIV OF ROCHESTER-STRONG MEMORIAL HOSP		28	1	3%	29
EVERLYWELL		16	13	45%	29
COMPREHENSIVE CHILDCARE		23	6	21%	29
FLORIDA DEPARTMENT OF HEALTH IN MONROE COUNTY		26	3	10%	29
COUNTY OF LOS ANGELES			29	100%	29
NURSES HELPING HANDS INC ALF		29			29
MINUTE CLINIC LLC #2216		27	2	7%	29
P4CLINICAL	3	2	24	83%	29
UR CARE FAMILY AND SPORTS MEDICINE			29	100%	29
MAGNOLIA DIAGNOSTICS, LLC		3	26	90%	29
WALK IN MEDICAL URGENT CARE		29			29
PANCARE HEALTH - BONIFAY K-8			29	100%	29
CORAL HOUSE ASSISTED LIVING COMMUNITY LLC		29			29
UNION MEDICAL CARE		29			29
NCHD		15	14	48%	29
DEPT OF VA MED CENTE-WEST PALM BEACH			29	100%	29
MIAMI CLINICAL RESEARCH CORP			29	100%	29
PANCARE HEALTH - BAY COUNTY - YOUNGSTOWN		26	3	10%	29
PRO HEALTH HARMONY		29			29
ADVANCE URGENT CARE CENTER, LLC		1	28	97%	29
BONIFAY NURSING AND REHAB CENTER			29	100%	29
NEMOURS CHILDRENS CLINIC		22	7	24%	29
CAREHERE LAKE SCHOOLS EMPLOYEE HEALTH CENTER		19	10	34%	29
VILLA COURT LLC		29			29
GRAND AVENUE RX			29	100%	29
ACTIVE SENIOR LIVING		26	2	7%	28

COVID-19: testing by laboratory

Data through Feb 10, 2021 verified as of Feb 11, 2021 at 09:25 AM

Data in this report are provisional and subject to change.

The numbers in the table below represent the number of Florida and non-Florida residents for whom test results were received by the Department of Health. A person can be tested by more than one laboratory and can have both positive and negative results. **Therefore, the sum of the numbers in each column will be larger than the total number of people tested.**

Reporting lab	Inconclusive	Negative	Positive	Percent positive	Total
GRAND VILLA OF DELAND		24	4	14%	28
WARDE MEDICAL LABORATORY		20	8	29%	28
LAKELAND NURSING AND REHABILITATION CENTER			28	100%	28
WEINBERG VILLAGE		27	1	4%	28
BAY STREET PHARMACY☐		26	2	7%	28
MARION PEDIATRICS PA		21	7	25%	28
JAMAICA HOSPITAL MEDICAL CENTER		26	2	7%	28
BARTRAM CROSSING		28			28
BROOKDALE PHILLIPPI CREEK			28	100%	28
EDEN AT CRESTVIEW		12	16	57%	28
KEY PRIMARY CARE			28	100%	28
MADISON COUNTY MEMORIAL HOSPITAL LABORATORY		14	14	50%	28
COMMUNITY MEDICAL CARE CENTER INC			28	100%	28
FAMILY CARE PARTNERS		18	10	36%	28
TROPICANA MANUFACTURING COMPANY INC		27	1	4%	28
FLAGLER HOSPITAL INC	2		26	93%	28
ALABAMA CLINICS		15	13	46%	28
HEALTH FIRST - VIERA HOSPITAL		1	27	96%	28
AMMON ANALYTICAL LABORATORIES		24	4	14%	28
WELLMED AT NEW TAMPA		22	6	21%	28
CDC		17	11	39%	28
PORT ST LUCIE HOSPITAL		25	3	11%	28
PINELLAS INTERNAL MEDICINE ASSOCIATES	1	26	1	4%	28
BULLS HEAD URGENT CARE		27	1	4%	28
Cleveland Clinic Laboratories		4	24	86%	28
DAVID LAWRENCE CENTER		24	4	14%	28
LAKE MARY - STIRLING CENTER SUITE 202			28	100%	28
DUVAL COUNTY HEALTH DEPARTMENT		27			27
BIG BEND CARES, INC		23	4	15%	27
DOT DOC SARASOTA		25	2	7%	27
LAKE PLACID HEALTH AND REHABILITATION			27	100%	27
RIVERHEAD URGENT CARE		26	1	4%	27
LABORATORY ALLIANCE OF CENTRAL NEW YORK		26	1	4%	27
FAST PACE MEDICAL CLINIC		24	3	11%	27
BROOKDALE BRANDON	1	26			27
UCLA HEALTHCARE CLINICAL LABS		23	4	15%	27
AHEC CLINIC		2	25	93%	27
SUMTER PEDIATRICS		25	2	7%	27
GRACE MEDICAL HOME		19	8	30%	27
LEXINGTON PLACE SENIOR LIVING COMMUNITY		27			27
NATIONAL MENTOR HEALTHCARE LLC			27	100%	27
SANTA BARBARA CARE CENTER		17	10	37%	27
MINUTE CLINIC, LLC DBA MINUTECLINIC #4505		25	2	7%	27
STATEN ISLAND UNIVERSITY HOSPITAL-POUCH		27			27
SUNCOAST LABS			27	100%	27
SPANISH RIVER HIGH SCHOOL ESE		23	4	15%	27
Wiregrass Rehabilitation Center and Nursing Home		26	1	4%	27

COVID-19: testing by laboratory

Data through Feb 10, 2021 verified as of Feb 11, 2021 at 09:25 AM

Data in this report are provisional and subject to change.

The numbers in the table below represent the number of Florida and non-Florida residents for whom test results were received by the Department of Health. A person can be tested by more than one laboratory and can have both positive and negative results. **Therefore, the sum of the numbers in each column will be larger than the total number of people tested.**

Reporting lab	Inconclusive	Negative	Positive	Percent positive	Total
ATLAN		23	4	15%	27
URGENT CARE CENTER			27	100%	27
MICHAEL A VENAZIO MD		25	2	7%	27
ACCESS 365 URGENT CARE		8	19	70%	27
EXPRESS CARE OF BELLEVIEW		27			27
HEALTHPARK MEDICAL CENTER ABG LAB		26	1	4%	27
BRADFORD COUNTY HEALTH DEPARTMENT		26	1	4%	27
PREMIER URGENT CARE CENTER LLC			26	100%	26
LIGHTHOUSE PEDIATRICS OF NAPLES		22	4	15%	26
VETERANS AFFAIRS MEDICAL CENTER - NEW YORK HARBOR		25	1	4%	26
OCOEE PEDIATRICS		21	5	19%	26
STUART REHABILITATION AND HEALTHCARE		12	14	54%	26
LOOP PEDIATRICS		22	4	15%	26
MONCRIEF ARMY HEALTH CLINIC			26	100%	26
TGH URGENT CARE - RIVERVIEW			26	100%	26
LPG CONVENIENT CARE AT METRO		25	1	4%	26
HARBORCHASE OF WELLINGTON CROSSING		24	2	8%	26
BAPTIST PRIMARY BLACK CREEK SOUTH			26	100%	26
WEST BROWARD CARE CENTER		24	2	8%	26
SOUTHEASTERN OUTPATIENT SURGERY CENTER		25	1	4%	26
BROOKDALE SOUTHPOINT			26	100%	26
ADVENT HEALTH PARTIN SETTLEMENT HEALTH PARK		18	8	31%	26
BODYK		22	4	15%	26
COLORADO DEPARTMENT OF HEALTH LABORATORY SERVICES DIVISION			26	100%	26
THE MINIER URGENT CARE		20	6	23%	26
LOT HEALTH SERVICES	1	25			26
NORTH FLORIDA PEDIATRICS - JACKSONVILLE		22	4	15%	26
ATRIA LADY LAKE		26			26
PALM BEACH COUNTY FIRE RESCUE		24	2	8%	26
WIREGRASS CLINIC LLC		21	5	19%	26
ADVANCED URGENT CARE		12	14	54%	26
PULMONARY SPECIALISTS OF THE PALM BEACHES		16	10	38%	26
URGENT FAMILY CARE INC		23	3	12%	26
BROWARD HEALTH IMPERIAL POINT NURSING			26	100%	26
PERDIDO URGENT CARE		1	25	96%	26
OAKTREE HEALTHCARE			26	100%	26
LAKES DIALYSIS CENTER INC			25	100%	25
ST. CLOUD HOSPITAL		20	5	20%	25
SOMA MEDICAL CENTER PA #3			25	100%	25
GASTROENTEROLOGY ASSOCIATES OF PENSACOLA PA		22	3	12%	25
ARCPOINT LABS OF FORT LAUDERDALE		25			25
HILA BECKERMAN MD LLC	1	23	1	4%	25
FEDERAL PRISON CAMP PENSACOLA			25	100%	25
CHILDRENS MEDICAL CENTER			25	100%	25
CERON PEDIATRICS & INTEGRATIVE MEDICIN		25			25
GARDENS HEALTH NH LLC		25			25
WAKULLA COUNTY HEALTH DEPARTMENT		11	14	56%	25

COVID-19: testing by laboratory

Data through Feb 10, 2021 verified as of Feb 11, 2021 at 09:25 AM

Data in this report are provisional and subject to change.

The numbers in the table below represent the number of Florida and non-Florida residents for whom test results were received by the Department of Health. A person can be tested by more than one laboratory and can have both positive and negative results. **Therefore, the sum of the numbers in each column will be larger than the total number of people tested.**

Reporting lab	Inconclusive	Negative	Positive	Percent positive	Total
AVOW HOSPICE INC		25			25
PINES NURSING HOME		24	1	4%	25
RJ LEE GROUP	1	23	1	4%	25
MILLENIA ADVANCED SCIENTIFIC LLC			25	100%	25
GULFSIDE HOSPICE INC		22	3	12%	25
PALMS, THE		25			25
ADVENT HEALTH - LAKE MARY PEDIATRICS		16	9	36%	25
BASSETTI MEDICAL RESEARCH INC		19	6	24%	25
VASSAR BROTHERS MEDICAL CENTER LABORATORY		24	1	4%	25
WOMENS CARE FLORIDA LABORATORY		25			25
WEISS PEDIATRIC CARE LLC		16	9	36%	25
ST PETER'S BENDER LABORATORY		25			25
SANITAS		4	21	84%	25
LAKE CO EMPLOYEE HEALTH AND WELLNESS CENTER		23	2	8%	25
EAST HILL MEDICAL GROUP		17	8	32%	25
RAINBOW PEDIATRICS		1	24	96%	25
ALWAYS BEST CARE SENIOR SERVICES		22	3	12%	25
UNIPATH		18	7	28%	25
UNION CHD		22	3	12%	25
THE WATERMARK AT VISTAWILLA		25			25
SYNIVERSE WELLNESS CENTER		21	4	16%	25
M&V SAN JOSE MEDICAL CENTER			25	100%	25
MONTEFIORE NEW ROCHELLE HOSPITAL		23	2	8%	25
THE TRADITION OF THE PALM BEACHES		24	1	4%	25
WESTPAC LABS		1	24	96%	25
TALLAHASSEE DEVELOPMENTAL CENTER□		24	1	4%	25
Lanier Rehab			25	100%	25
ORANGE PEDIATRICS			24	100%	24
PHYSICIANS PRIMARY CARE OF SW FLORIDA PL		24			24
MINUTECLINIC DIAGNOSTIC OF RHODE ISLAND, LLC #212		24			24
SUNQUEST		3	21	88%	24
SENIOR HEALTH OF WINTER PARK DUNDEE		24			24
THE COMMONWEALTH OF MASSACHUSETTS			24	100%	24
HEALTH MED CENTERS		24			24
COLONY CARE CENTER		15	9	38%	24
HENNEPIN COUNTY MEDICAL CENTER (HCMC)		13	11	46%	24
THE CHAPPEL GROUP RESEARCH		24			24
ATRIA AT ST JOSEPHS		24			24
VILLAGES REHABILITATION AND NURSING CENTER		24			24
HERITAGE OAKS ASSISTED LIVING & MEMORY CARE		20	4	17%	24
LABORATORY DYNAMICS		20	4	17%	24
TARPON BAYOU CENTER			24	100%	24
CENTRAL FLORIDA HEALTH CARE INC WAUCHULA SITE 2		17	7	29%	24
STEWART MELBOURNE HOSPITAL			24	100%	24
AVENTIS BIO-SERVICES CTL		24			24
WESTMINSTER WOODS ON JULINGTON CREEK		22	2	8%	24
DCH REGIONAL MEDICAL CENTER LABORATORY		23	1	4%	24

COVID-19: testing by laboratory

Data through Feb 10, 2021 verified as of Feb 11, 2021 at 09:25 AM

Data in this report are provisional and subject to change.

The numbers in the table below represent the number of Florida and non-Florida residents for whom test results were received by the Department of Health. A person can be tested by more than one laboratory and can have both positive and negative results. **Therefore, the sum of the numbers in each column will be larger than the total number of people tested.**

Reporting lab	Inconclusive	Negative	Positive	Percent positive	Total
EPIC REFERENCE LABS INC			24	100%	24
ABL MEDICAL CARE LLC			24	100%	24
MADWAR		19	5	21%	24
FLORIDA ATLANTIC UNIVERSITY		21	3	13%	24
JOSEF SCHENKER MD PC		24			24
OAKMONTE VILLAGE		23	1	4%	24
THE LODGE AND REHABILITATION CENTER		9	15	63%	24
MARYLAND DEPARTMENT OF HEALTH			24	100%	24
LAKE INTERNAL MEDICINE ASSOCIATES PA		20	4	17%	24
AMELIA ASSISTED LIVING FACILITY		24			24
Bon Secours Maria Manor		19	5	21%	24
COURTYARDS OF ORLANDO		24			24
CHILDREN'S MEDICAL CENTER			24	100%	24
RESIDENCE AT BAY VUE		23	1	4%	24
MED PLUS FLORENCE		20	4	17%	24
WELLNOW URGENT CARE		23	1	4%	24
COLORADO DEPARTMENT OF PUBLIC HEALTH AND ENVIRONMENT			23	100%	23
PARK WEST MEDICAL CENTER		22	1	4%	23
MADISON COUNTY MEMORIAL HOSP		12	11	48%	23
MINUTE CLINIC DIAGNOSTIC OF SC, LLC #75		22	1	4%	23
RESIDENTIAL PLAZA AT BLUE LAGOON INC		21	2	9%	23
EP MEDICAL EQUIPMENT PHARMACY		21	2	9%	23
ISLAMORADA VILLAGE OF ISLANDS FIRE RESCUE		22	1	4%	23
CLEAR MOLECULAR		21	2	9%	23
GOOD SAMARITAN HOSPITAL LABORATORY		20	3	13%	23
COLLIER PHARMACY		19	4	17%	23
SUMMIT MEDICAL GROUP - 75 E NORTHFIELD		21	2	9%	23
SUNSHINE ASSISTED LIVING		23			23
PRIME CARE ONE LLC/HARBORCHASE OF VENICE			23	100%	23
FORT CAROLINE GARDENS, INC		21	2	9%	23
BROOKDALE UNIVERSITY HOSPITAL		22	1	4%	23
MD BEAUTY LABS, PA		21	2	9%	23
WOODHOUSE INC		17	6	26%	23
ADVENTHEALTH MEDICAL GROUP FAMILY MEDICINE		22	1	4%	23
MINUTECLINIC DIAGNOSTIC OF SOUTH CAROL		21	2	9%	23
COASTAL SKIN SURGERY AND DERMATOLOGY		16	7	30%	23
MIGUEL E TREVINO MD PA		19	4	17%	23
FREEDOM SQUARE NURSING CENTER		15	8	35%	23
NEW JERSEY		22	1	4%	23
WUESTHOFF MEDICAL CENTER-MELBOURNE			23	100%	23
UF HEALTH NORTH JACKSONVILLE			23	100%	23
UNIVERSITY HILLS HEALTH AND REHABILITATION CENTER		18	5	22%	23
FINLAY C. LABORATORY		3	20	87%	23
EGL GENETIC DIAGNOSTICS		1	22	96%	23
NOBLE SENIOR LIVING		3	20	87%	23
BROOKWOOD BAPTIST MEDICAL CENTER		22	1	4%	23
ISLAND COAST PEDIATRICS PA		22	1	4%	23

COVID-19: testing by laboratory

Data through Feb 10, 2021 verified as of Feb 11, 2021 at 09:25 AM

Data in this report are provisional and subject to change.

The numbers in the table below represent the number of Florida and non-Florida residents for whom test results were received by the Department of Health. A person can be tested by more than one laboratory and can have both positive and negative results. **Therefore, the sum of the numbers in each column will be larger than the total number of people tested.**

Reporting lab	Inconclusive	Negative	Positive	Percent positive	Total
STATE LAB		2	21	91%	23
CHIPOLA MEDICAL ASSOCIATES		4	19	83%	23
Summit Medical Group Westfield Lab		20	3	13%	23
MINUTECLINIC, LLC		18	4	18%	22
STEWARD MEDICAL GROUP INC			22	100%	22
MINUTECLINIC DIAGNOSTIC OF MICHIGAN		20	2	9%	22
FIRST CHOICE PEDIATRICS LOOP		20	2	9%	22
HUNT CLUB PEDIATRIC ASSOCIATES LLC		19	3	14%	22
MID FLORIDA PATHOLOGY LLC		21	1	5%	22
ENGLEWOOD HOSPITAL AND MEDICAL CENTER		17	5	23%	22
PALMETTO PEDIATRICS			22	100%	22
SARASOTA MEMORIAL NURSING & REHABILITATION CTR		22			22
MOBILE DIVISION LABORATORY		7	15	68%	22
CARENOW - DOWNTOWN NORTH GULCH		22			22
PINELLAS 1 HOME HEALTH CARE CORP		22			22
GROWING TOGETHER PEDIATRICS, LLC		18	4	18%	22
ROCKLEDEGE REGIONAL MEDICAL CENTER		17	5	23%	22
SEAGRASS VILLAGE			22	100%	22
DIACARTA INC.		22			22
FLORIDA PEDIATRICS		6	16	73%	22
PULSE MEDICAL GROUP INC			22	100%	22
EBEIDS MD PEDIATRICS		19	3	14%	22
SOUTHCORP LABORATORY		2	20	91%	22
MAYO CLINIC JACKSONVILLE		1	21	95%	22
LAKE COUNTY SCHOOLS EMPLOYEE HEALTH CENTER		15	7	32%	22
APOLLO SURGERY CENTER		20	2	9%	22
TEN HEALTHCARE		6	16	73%	22
ELAN SPANISH SPRINGS		4	18	82%	22
ROADS PEDIATRICS,LLC		20	2	9%	22
PHYSICIANS STAT		3	19	86%	22
UNIV OF NORTH ALABAMA HEALTH CENTER		21	1	5%	22
FLORIDA HOSPITAL LABS		12	10	45%	22
LAKEVIEW HEALTH CARE SYSTEMS		8	14	64%	22
ADVENT HEALTH EXPRESS		9	13	59%	22
URGENT CARE USA			22	100%	22
TIFFANY LAKE CARE CENTERS INC		21			21
GREEN GABLES ASSISTED LIVING FACILITY		21			21
ADVENTHEALTH MEDICAL GROUP FAMILY & INTERNAL		9	12	57%	21
MIRIMUS CLINICAL LABS		10	11	52%	21
NOVANT HEALTH		15	6	29%	21
GLEN COVE HOSPITAL		21			21
LIFE CARE CENTER OF JACKSONVILLE			21	100%	21
CVS MINUTE CLINIC DIAGNOSTIC OF NORTH CAROL		15	6	29%	21
MORNINGSIDE MANOR & VILLA ADULT CARE C		21			21
CLINICAL PATHOLOGY LABORATORIES SOUTHEAST			21	100%	21
NAPHCARE, INC.		11	10	48%	21
CARESPOT		1	20	95%	21

COVID-19: testing by laboratory

Data through Feb 10, 2021 verified as of Feb 11, 2021 at 09:25 AM

Data in this report are provisional and subject to change.

The numbers in the table below represent the number of Florida and non-Florida residents for whom test results were received by the Department of Health. A person can be tested by more than one laboratory and can have both positive and negative results. **Therefore, the sum of the numbers in each column will be larger than the total number of people tested.**

Reporting lab	Inconclusive	Negative	Positive	Percent positive	Total
UPMC CHAUTAUQUA AT WCA LABORATORY		20	1	5%	21
MINUTECLINIC, LLC #08366		16	5	24%	21
JUPITER MEDICAL CENTER PHYSICIANS GROUP, INC		19	2	10%	21
FORT SANDERS REGIONAL LABORATORY		21			21
ASSISTED LIVING OF BROWARD		21			21
GRAND LIVING AT LAKEWOOD RANCH		21			21
LONG BEACH URGENT CARE		21			21
FLORIDA ENDOSCOPY & SURGERY CTR LLC		21			21
MINUTECLINIC DIAGNOSTIC OF NORTH CAROLINA		21			21
NORTH PINELLAS CHILDRENS MEDICAL CENTER			21	100%	21
ARDEN COURTS OF WINTER SPRINGS		18	3	14%	21
BONITA PHARMACY		21			21
COASTAL COMPLETE CARE		11	10	48%	21
PALMS MEDICAL GROUP - LAKE CITY WEST		3	18	86%	21
CARILLON SPORTS AND FAMILY MEDICINE		17	4	19%	21
CONNECTDX		6	15	71%	21
VIRTUA		17	4	19%	21
APOLLO HEALTH & REHABILITATION		15	6	29%	21
OLIVE BRANCH HEALTH AND REHABILITATION CENTER			21	100%	21
FAMILY AND INTERNAL MEDICINE AT AVALON PARK		18	3	14%	21
MARTHA'S HOUSE & ASSISTED LIVING FACILITY		21			21
ST JUDE CHILDRENS RESEARCH HOSPITAL		21			21
DALE MEDICAL CENTER		16	5	24%	21
ROCKLEDGE FAMILY HEALTH			21	100%	21
INTERNATIONAL MEDICAL LABORATORY INC		21			21
PATHGROUP			21	100%	21
ARCPPOINT LABS OF WEST PALM BEACH			21	100%	21
PHYSICIANS CARE		18	3	14%	21
CLEARWATER EMPLOYEE HEALTH CLINIC		7	14	67%	21
HUNTINGTON STATION URGENT CARE		20	1	5%	21
CANTON-POTSDAM HOSPITAL LABORATORY		21			21
CENTER ONE SURGERY CENTER		16	4	20%	20
ESTATES MEDICAL CENTER		12	8	40%	20
HALIFAX HEALTH URGENT CARE		3	17	85%	20
CAPE CORAL HOSPITAL ABG LABORATORY		10	10	50%	20
BROOKDALE MANDARIN CENTRAL		7	13	65%	20
HOWARD BEACH URGENT CARE		20			20
MAGNOLIA PEDIATRICS		2	18	90%	20
ERIC C MARSHAL MD, PC DBA MINUTECLINIC		19	1	5%	20
CARESPOT OF NOCATEE		1	19	95%	20
POINT OF CARE CLINICS PRIMARY CARE		20			20
HEALTHY MINORS, LLC.		20			20
KIVA AT CANTERBURY, LLC		20			20
ROSLYN URGENT CARE		20			20
BAY PEDIATRICS PA		18	2	10%	20
CIGNA PBSO WEST PALM			20	100%	20
BUREAU OF PUBLIC HEALTH	1	1	18	90%	20

COVID-19: testing by laboratory

Data through Feb 10, 2021 verified as of Feb 11, 2021 at 09:25 AM

Data in this report are provisional and subject to change.

The numbers in the table below represent the number of Florida and non-Florida residents for whom test results were received by the Department of Health. A person can be tested by more than one laboratory and can have both positive and negative results. **Therefore, the sum of the numbers in each column will be larger than the total number of people tested.**

Reporting lab	Inconclusive	Negative	Positive	Percent positive	Total
ROBERT H JENKINS JR VETERANS' DOMICILIARY HOME OF		17	3	15%	20
BETHESDA HEALTH PHYSICIAN GROUP INC			20	100%	20
LAKE WORTH MANOR		19	1	5%	20
ADVENT HEALTH MEDICAL GROUP- FAMILY MEDICINE AT DR. PHILIPS		15	5	25%	20
CONSOLIDATED LAB SERVICES		10	10	50%	20
REDITUS LABORATORIES			20	100%	20
TGH MEDICAL GROUP LABORATORY CARROLLWOOD			20	100%	20
JEFFERSON K-12, A SOMERSET SCHOOL- CLINIC		17	3	15%	20
BEST MEDICAL CENTER		11	9	45%	20
KRYSTAL BAY NURSING AND REHABILITATION		16	4	20%	20
GERALD J KIVETT MD		18	2	10%	20
HENDRY REGIONAL CORPORATE HEALTH			20	100%	20
ISLAND LAKE CENTER		4	16	80%	20
RAINBOW PEDIATRIC CENTER		2	18	90%	20
SOUTH FLORIDA DIALYSIS CENTER		8	12	60%	20
HARBOUR ISLAND PEDIATRICS		12	8	40%	20
MINUTE CLINIC DIAGNOSTIC OF VIRGINIA		16	4	20%	20
Gulf Shore Care Center		16	4	20%	20
SOUTH CAROLINA DEPARTMENT OF HEALTH			20	100%	20
SHORE MEMORIAL HOSPITAL		17	3	15%	20
MEDICAL EXPRESS CORP		18	2	10%	20
CL BRUMBACK PRIMARY CARE CLINIC LANTANA		2	18	90%	20
NASSAU COUNTY JAIL		19	1	5%	20
MD NOW MEDICAL CENTERS INC		1	19	95%	20
PONCE PLAZA NURSING & REHAB CENTER		4	16	80%	20
UAH STUDENT HEALTH CENTER		13	7	35%	20
ALL PEDIATRIC CARE			19	100%	19
ST VINCENT'S EAST		17	2	11%	19
JUPITER MEDICAL CENTER			19	100%	19
SOLE HEALTH LLC		19			19
MEDEXPRESS - BLOOMIN BRANDS		4	15	79%	19
NANO HEALTH ASSOCIATES LLC		19			19
INTEGRATED REGIONAL LABORATORIES - LARGO			19	100%	19
STONE WASH CLINICAL LABORATORIES		2	17	89%	19
ASTORIA HEALTH AND REHABILITATION CENTER		18	1	5%	19
FLORIDA COMMUNITY HEALTH CENTER OF ST. LUCIE		1	18	95%	19
LOVING CARE OF THE TREASURE COAST LLC	1	13	5	26%	19
BAYVIEW MEDICAL		19			19
CORRECTIONAL MEDICAL GROUP		14	5	26%	19
BRIDGEWAY HEALTH CLINICS INC			19	100%	19
ESOTERIX GENETIC LABORATORIES		16	3	16%	19
TOTAL ACCESS URGENT CARE			19	100%	19
COOPER HEALTHCARE		19			19
CLERMONT ADVENTHEALTH CENTRA CARE		1	18	95%	19
ALAN SERURE MD		19			19
NO NAME		8	11	58%	19
Salerno Bay Health & Rehabilitation Center		13	6	32%	19

COVID-19: testing by laboratory

Data through Feb 10, 2021 verified as of Feb 11, 2021 at 09:25 AM

Data in this report are provisional and subject to change.

The numbers in the table below represent the number of Florida and non-Florida residents for whom test results were received by the Department of Health. A person can be tested by more than one laboratory and can have both positive and negative results. **Therefore, the sum of the numbers in each column will be larger than the total number of people tested.**

Reporting lab	Inconclusive	Negative	Positive	Percent positive	Total
ROYAL PALM MEDICAL GROUP, INC		19			19
D W MCMILLAN MEMORIAL HOSPITAL		9	10	53%	19
MICHELLE S PAGE MD PA		18	1	5%	19
ROCKLAND URGENT CARE FAMILY HEALTH NP		19			19
PRIMECARE OF DOTHAN-DALEVILLE CLINIC		14	5	26%	19
SENIOR LIVING IV SUN CITY LLC		13	6	32%	19
MED HEALTH SERVICES		18	1	5%	19
LAB INTERMARKET FACILITY LAB		1	18	95%	19
HOLIDAY MEDICAL ASSOCIATES		1	18	95%	19
SONATA BOYNTON BEACH		17	2	11%	19
MEDEXPRESS URGENT CARE - BLOOMINGTON		16	3	16%	19
NEWYORK-PRESBYTERIAN/ LAWRENCE HOSPITAL LABORATORY		17	2	11%	19
WELLMED AT LAKE COPELAND		13	6	32%	19
OHIO CVS STORES, LLC DBA		17	2	11%	19
SEVEN RIVERS REGIONAL MEDICAL CENTER		5	14	74%	19
GOOD SAMARITAN SOCIETY OF DAYTONA		16	3	16%	19
BITTINGS APOTHECARY INC		15	4	21%	19
WINSHIPS PHARMACY INC		19			19
TEXAS DEPARTMENT OF STATE HEALTH SERVICES		3	16	84%	19
ASURANCE SCIENTIFIC LABORATORIES		19			19
Sovereign Laboratory Services, LLC		17	2	11%	19
PROFESSIONAL PARK PEDIATRICS PA			19	100%	19
MONROE COUNTY DETENTION CENTER			19	100%	19
MORRIS PARK URGENT CARE		16	3	16%	19
Clearwater Center		9	10	53%	19
REGENCY SQUARE MALL - SEARS		3	16	84%	19
MARATHON HEALTH FOR LIFE		16	3	16%	19
ENCOMPASS HEALTH REHABILITATION HOSPITAL OF SARASOTA		18			18
JACKSON NORTH MEDICAL CENTER		2	16	89%	18
UTAH DEPARTMENT OF HEALTH			18	100%	18
GRAND VILLA OF ST. PETERSBURG		16	2	11%	18
ODYSSEY HEALTHCARE OF MARION COUNTY, LLC		17	1	6%	18
HARTFORD HOSPITAL ANCILLARY LAB		17	1	6%	18
CARDIOLOGY AND MEDICINE ASSOCIATES INC		18			18
BOZEMAN HEALTH DEACONESS HOSPITAL		13	5	28%	18
COASTAL FAMILY PRACTICE		10	8	44%	18
MINUTECLINIC DIAGNOSTIC PA		16	2	11%	18
ROWLETT MIDDLE ACADEMY		16	2	11%	18
ST. JUDES LABORATORIES		12	6	33%	18
MOORINGS PARK OAKSTONE AT GREY OAKS		17	1	6%	18
HOLLISMED LLC		17	1	6%	18
WALGREENS COVID-19		14	4	22%	18
BAPTIST HEALTH URGENT CARE AT WEST BOCA		18			18
PEDIATRIC SERVICES AND BREATHING CENTER PA		13	5	28%	18
MARQUES PEDIATRICS			18	100%	18
MINUTECLINIC DIAGNOSTIC OF RHODE ISLAND, LLC #590		17	1	6%	18
JUST FOR KIDS PEDIATRICS		5	13	72%	18

COVID-19: testing by laboratory

Data through Feb 10, 2021 verified as of Feb 11, 2021 at 09:25 AM

Data in this report are provisional and subject to change.

The numbers in the table below represent the number of Florida and non-Florida residents for whom test results were received by the Department of Health. A person can be tested by more than one laboratory and can have both positive and negative results. **Therefore, the sum of the numbers in each column will be larger than the total number of people tested.**

Reporting lab	Inconclusive	Negative	Positive	Percent positive	Total
GENERAL INTERNAL MEDICINE MEDICAL CTR CLINIC		13	5	28%	18
Wesley Place on Honeysuckle		16	2	11%	18
GENTIVA HEALTH SERVICES		16	2	11%	18
UM MILLER SCHOOL OF MEDICINE			18	100%	18
NEW YORK PRESBYTERIAN - ALLEN HOSPITAL		18			18
KIVA AT CANTERBURY		1	17	94%	18
XPRESS WELLNESS URGENT CARE			18	100%	18
HUNT CLUB MEDICAL		13	5	28%	18
MADISON CORE LABORATORIES		17	1	6%	18
FAMILY CARE CYPRESS CREEK		1	17	94%	18
CENTERPLACE HEALTH		2	16	89%	18
CENTRAL FLORIDA PEDIATRIC URGENT CARE LLC		16	2	11%	18
ADIRONDACK MEDICAL CENTER		18			18
SPRINGWOOD COURT		13	5	28%	18
WALGREEN EASTERN CO, INC		18			18
ALLCARE MEDICAL CENTERS PC		18			18
AURORA DIAGNOSTICS		6	12	67%	18
TENNESSEE DEPARTMENT OF HEALTH		14	4	22%	18
OSCEOLA ALF OPERATOR, LLC DBA□		18			18
MINIMALLY INVASIVE VASCULAR INC		16	2	11%	18
MCWHORTER SCHOOL OF PHARMACY		18			18
BIGGERS FAMILY MEDICINE PA		17	1	6%	18
MARION COUNTY HEALTH DEPARTMENT		17	1	6%	18
DEPT OF VA MEDICAL CENTER - BAY PINES			18	100%	18
TIMBERLANE LODGE ALF	1	10	7	39%	18
TPCA CLINICAL LABORATORIES		15	3	17%	18
GUIDEWELL EMERGENCY MEDICINE DOCTORS LLC		3	15	83%	18
COMMONWEALTH OF MASSACHUSETTS			18	100%	18
TOTAL RENAL LABORATORIES INC		13	5	28%	18
ORLANDO FAMILY MEDICINE		7	10	59%	17
WINTER PARK FAMILY PRACTICE LLC		17			17
FUNGAL REFERENCE LABORATORY		12	5	29%	17
Ocala Oaks Rehabilitation Center		12	5	29%	17
UVMC MICROBIOLOGY		16	1	6%	17
BARTON FAMILY PRACTICE		8	9	53%	17
TENDER CARE ALF		17			17
PARRISH HEALTH CENTER		14	3	18%	17
BAYCARE MEDICAL GROUP INC			17	100%	17
BAYFRONT HMA CONVENIENT CARE, LLC		2	15	88%	17
BROOKDALE ST AUGUSTINE			17	100%	17
DIEGO FALLON MD PA		6	11	65%	17
OCEANSIDE URGENT CARE		17			17
VALLEY IMMEDIATE CARE		15	2	12%	17
BHA CENTRAL COUNTY CLINIC		1	16	94%	17
WELLINGTON FAMILY PRACTICE		13	4	24%	17
ASCENSION ST VINCENT'S PRIMARY CARE			17	100%	17
BIOREFERENCE LABORATORIES INC		3	14	82%	17

COVID-19: testing by laboratory

Data through Feb 10, 2021 verified as of Feb 11, 2021 at 09:25 AM

Data in this report are provisional and subject to change.

The numbers in the table below represent the number of Florida and non-Florida residents for whom test results were received by the Department of Health. A person can be tested by more than one laboratory and can have both positive and negative results. **Therefore, the sum of the numbers in each column will be larger than the total number of people tested.**

Reporting lab	Inconclusive	Negative	Positive	Percent positive	Total
DIXIE COUNTY HEALTH DEPARTMENT		11	6	35%	17
CARENOW URGENT CARE-BRENTWOOD		11	6	35%	17
NEW YORK METHODIST HOSPITAL		13	4	24%	17
JESSIE TRICE COMMUNITY HEALTH SYSTEM, INC		1	16	94%	17
PREMIUM HEALTH SERVICES OF TAMPA BAY LLC		11	6	35%	17
GUARDANT HEALTH		12	5	29%	17
Z UROLOGY		17			17
RESOLVE MOLECULAR DIAGNOSTICS		13	4	24%	17
ST ELIZABETH MEDICAL CENTER LABORATORY		16	1	6%	17
THE CANOPY AT HARPER LAKE	1		16	94%	17
BAYCARE HEALTH SYSTEMS, LLC			17	100%	17
COAST MED URGENT CARE		16	1	6%	17
BAY BREEZE HEALTH AND REHABILITATION CENTER		9	8	47%	17
HELIX DIAGNOSTICS			17	100%	17
HEALTHCARE NOW			17	100%	17
URGENT CARE AT LONGWOOD			17	100%	17
URGENT CARE WEST CLINIC		14	3	18%	17
TOTTENVILLE CIRCLE URGENT CARE		17			17
MARCO DRUGS AND COMPOUNDING		13	4	24%	17
WELLMED AT PLANT CITY		9	7	44%	16
MD PLUS URGENT CARE, LLC			16	100%	16
CRESTVIEW IMMEDIATE CARE LL			16	100%	16
CHARLOTTE CHD PORT CHARLOTTE		13	3	19%	16
INTERNAL MEDICINE ASSOCIATES & SPECIALTIES INC		15	1	6%	16
MIRIMUS INC		1	15	94%	16
CARESPOT EXPRESS HEALTHCARE			16	100%	16
ROBERT WOOD JOHNSON UNIVERSITY HOSP		14	2	13%	16
PROMEDICA LABORATORIES		11	5	31%	16
REHAB AND HEALTHCARE CENTER OF CAPE CORAL		16			16
MINUTECLINIC DIAGNOSTIC MEDICAL GROUP		15	1	6%	16
FLORIDA HOSPITAL WINTER GARDEN		14	2	13%	16
ALBIBI		1	15	94%	16
MINUTE CLINIC DIAGNOSTIC OF NEW JERSEY		16			16
STATEN ISLAND UNIVERSITY HOSPITAL		15	1	6%	16
STARLING AT NOCATEE			16	100%	16
MINUTECLINIC DIAGNOSTIC OF PENNSYLVANI		16			16
MINUTECLINIC DIAGNOSTIC OF NORTH CAROLINA PC		14	2	13%	16
PRO HEALTH FAMILY PHYSICIANS, NYSTROM		16			16
49D2045214PHYSICIAN OFFICE WAIVER MEDEXPRESS URGENT CARE - HARRISONBU		7	9	56%	16
JOSEPH MIGNOGNA		13	3	19%	16
MAITLAND PRIMARY CARE		9	7	44%	16
HEALTH CENTRAL HOSPITAL			16	100%	16
PANAMA CITY VITAS HOSPICE		16			16
SHELBY BAPTIST MEDICAL CENTER		11	5	31%	16
Lab MSMC Hialeah			16	100%	16
CRUCIAL CARE		10	6	38%	16
MINUTECLINIC DIAGNOSTIC OF ILLINOIS L		14	2	13%	16

COVID-19: testing by laboratory

Data through Feb 10, 2021 verified as of Feb 11, 2021 at 09:25 AM

Data in this report are provisional and subject to change.

The numbers in the table below represent the number of Florida and non-Florida residents for whom test results were received by the Department of Health. A person can be tested by more than one laboratory and can have both positive and negative results. **Therefore, the sum of the numbers in each column will be larger than the total number of people tested.**

Reporting lab	Inconclusive	Negative	Positive	Percent positive	Total
FAST TRACK URGENT CARE CENTER - TYRONE			16	100%	16
ALL FLORIDA FAMILY & SPORTS MEDICINE		15	1	6%	16
CAREHERE- LCS LEESBURG			16	100%	16
SOUTH NASSAU COMMUNITIES HOSPITAL		13	3	19%	16
CLEVELAND CLINIC			16	100%	16
FLUSHING HOSPITAL MEDICAL CENTER		13	3	19%	16
Citymd Of Lacey		14	2	13%	16
MEDICINE AT LONGWOOD		16			16
NORTHWEST FLORIDA SLEEP		1	15	94%	16
BONIFAY NURSING AND REHABILITATION CENTER			16	100%	16
SRMC AVALON		9	7	44%	16
JOSEPH SCHENKER MD PC DBA CENTERS URGENT		14	2	13%	16
OKEECHOBEE HEALTHCARE FACILITY			16	100%	16
CLEVELAND CLINIC FLORIDA		1	15	94%	16
ROSS MEDICAL GROUP			16	100%	16
MEDEXPRESS URGENT CARE LEWISBURG		15	1	6%	16
CARE HERE		1	15	94%	16
NOVANT HEALTH GOHEALTH URGENT CARE-HARRISBURG		8	8	50%	16
XERA MED RESEARCH			16	100%	16
GRAND VILLA OF ALTAMONTE SPRINGS		9	7	44%	16
ADVENT HEALTH - ZEPHYRHILLS			16	100%	16
TRINITY MEDICAL ASSOCIATES LLC			16	100%	16
REGENEXX TAMPA BAY		14	2	13%	16
ST VINCENTS PRIMARY CARE		12	4	25%	16
MILLENNIUM PHYSICIAN GRP LLC NAPLES PINE RIDGE			16	100%	16
ST AUGUSTINE PLANTATION		1	15	94%	16
URGENT CARE CLINIC OF LINCOLN		14	2	13%	16
DARDEN WELLNESS CENTER		13	3	19%	16
MASSACHUSETTS GENERAL HOSPITAL		1	15	94%	16
ST CATHERINE OF SIENA HOSPITAL		14	2	13%	16
BAYLOR GENETICS		6	9	60%	15
Floral Health and Rehabilitation, LLC		14	1	7%	15
AJU GEORGE MD PA			15	100%	15
FAMILY CARE CENTER OF ARLINGTON		10	5	33%	15
MINUTECLINIC DIAGNOSTICS MEDICAL GROUP		14	1	7%	15
COLLEGE POINT URGENT CARE		13	2	13%	15
JOSEF SCHENKER MD PC DBA CENTERS URGENT		14	1	7%	15
BLOUNT MEMORIAL HOSPITAL		13	2	13%	15
FLORIDA DEPARTMENT OF HEALTH IN HILLSBOROUGH COUNTY		1	14	93%	15
BAPTIST MEMORIAL HEALTH CARE		13	2	13%	15
GLEN OAKS URGENT CARE		15			15
TELEVISIT MALABAR PEDIATRICS		5	10	67%	15
ENCOMPASS HEALTH REHABILITATION HOSPITAL OF PANAMA CITY		10	5	33%	15
AUBURN COMMUNITY HOSPITAL		13	2	13%	15
Astoria Health and Rehab		15			15
EXPRESS FAMILY CARE LLC			15	100%	15
TMH FSU RAPID LABORATORY		2	13	87%	15

COVID-19: testing by laboratory

Data through Feb 10, 2021 verified as of Feb 11, 2021 at 09:25 AM

Data in this report are provisional and subject to change.

The numbers in the table below represent the number of Florida and non-Florida residents for whom test results were received by the Department of Health. A person can be tested by more than one laboratory and can have both positive and negative results. **Therefore, the sum of the numbers in each column will be larger than the total number of people tested.**

Reporting lab	Inconclusive	Negative	Positive	Percent positive	Total
ST JOSEPHS CHILDRENS OUTREACH			15	100%	15
BVL PEDIATRICS		14	1	7%	15
SOUTH CAROLINA DEPT OF HEALTH AND ENVIRONMENT CONTROL		2	13	87%	15
MEDEXPRESS URGENT CARE, MOON TOWNSHIP		14	1	7%	15
ORLANDO HEALTH		2	13	87%	15
PRATTVILLE BAPTIST HOSPITAL		12	3	20%	15
BAPTIST MEDICAL CENTER EAST		11	4	27%	15
MINUTECLINIC, LLC, DBA MINUTECLINIC #5		12	3	20%	15
BOCA SIMON LAB		1	14	93%	15
CORE LABORATORY		1	14	93%	15
ST LUCIE COUNTY JAIL		9	6	40%	15
DIATHERIX		13	2	13%	15
MINUTECLINIC DIAGNOSTIC OF TN PC #378		14	1	7%	15
MULBERRY'S MOBILE PROVIDER SERVICES LLC□		1	14	93%	15
KESHAV RX LLC		13	2	13%	15
SINAI HOSPITAL OF BALTIMORE		15			15
EAR NOSE & THROAT ASSOCIATES OF MANATEE PA		15			15
PATHLINE			15	100%	15
MEADOWCREST MOLECULAR DIAGNOSTICS, LLC			15	100%	15
HOLLEY-NAVARRE MEDICAL CLINIC		5	10	67%	15
MILTON 4707		15			15
COMMUNITY HEALTH OF SOUTH FLORIDA INC			15	100%	15
BAYCARE MEDICAL GROUP INC			15	100%	15
BESSENT ROAD GROUP HOME		15			15
SUNSHINE PEDIATRICS OF CENTRAL FLORIDA PL		13	2	13%	15
EASTLAKE PEDIATRICS - TRINITY		15			15
HODGES CLUSTER		2	13	87%	15
MINUTECLINIC MINUTECLINIC #8746		14	1	7%	15
POLK CHD BARTOW		13	1	7%	14
INDIANA STATE DEPARTMENT OF HEALTH		1	13	93%	14
MI CASA DORADA ASSISTED LIVING FACILIT		14			14
LAKELAND HILLS CENTER		7	7	50%	14
HEALTHFIRST ADVENT HEALTH CENTRA CARE COCOA BEACH			14	100%	14
DOCTORS MEDICAL CENTER OF WALTON COUNTY CLINIC			14	100%	14
Consulate Health Care of Jacksonville			14	100%	14
UC HEALTH UNIVERSITY HOSPITAL		11	3	21%	14
DAVITA DIALYSIS		4	10	71%	14
Belleair Healthcare Center		8	6	43%	14
SOUTHEASTERN UNIVERSITY INC		14			14
EPIPHANY HEALTH		8	6	43%	14
SIGMUND LABS LLC		14			14
SONORAN DESERT PATHOLOGY ASSOCIATES			14	100%	14
PALM BEACH GARDENS MEDICAL CENTER			14	100%	14
ST JOSEPHS HOSPITAL SOUTH HOSPITAL			14	100%	14
AMERICAN HEALTH ASSOCIATES INC		1	13	93%	14
INN AT LAKE SEMINOLE SQUARE, THE		14			14
FAMILY CARE			14	100%	14

COVID-19: testing by laboratory

Data through Feb 10, 2021 verified as of Feb 11, 2021 at 09:25 AM

Data in this report are provisional and subject to change.

The numbers in the table below represent the number of Florida and non-Florida residents for whom test results were received by the Department of Health. A person can be tested by more than one laboratory and can have both positive and negative results. **Therefore, the sum of the numbers in each column will be larger than the total number of people tested.**

Reporting lab	Inconclusive	Negative	Positive	Percent positive	Total
FORT HAMILTON URGENT CARE		14			14
MEADOWCREST FAMILY PHYSICIANS PA			14	100%	14
OPIS ISLAND LAKE CENTER		13	1	7%	14
ENT AND ALLERGY ASSOCIATES OF FLORIDA LLC		13	1	7%	14
URGENT TEAM		11	3	21%	14
The Evangelical Lutheran Good Samaritan Society		14			14
COMMUNITY HEALTH OF SOUTH FLORIDA			14	100%	14
TALLAHASSEE PRIMARY CARE ASSOCIATES PA		12	2	14%	14
AR ANESTHESIA LLC		13	1	7%	14
BREVARD HEALTH ALLIANCE INC, THE		9	5	36%	14
AESTHETIC SURGERY CENTER OF WINTER PARK, THE		13	1	7%	14
ST JOSEPH HOSPITAL		13	1	7%	14
CUSTEAD CARE CENTER HAVEN HOSPICE		12	2	14%	14
STATMED OCALA			14	100%	14
RIVERSIDE COTTAGES AT THE SHORES, LLC			14	100%	14
BENTON HOUSE OF PORT ORANGE		8	6	43%	14
ARDEN COURTS OF PALM HARBOR			14	100%	14
COMMUNITY HOME HEALTH CARE		14			14
BASSETTI & ASSOCIATES, MD, PA			14	100%	14
CALLAWAY CLINIC		9	5	36%	14
NORTHWESTERN MEMORIAL HOSPITAL			14	100%	14
Terrace of Jacksonville			14	100%	14
SANFORD PEDIATRIC ASSOCIATES, PA		12	2	14%	14
SOUTHEASTERN LABORATORY			14	100%	14
GRACE WELLNESS CENTER		3	11	79%	14
BOCA SIMON		2	12	86%	14
WALK IN URGENT CARE			14	100%	14
ST CLOUD MEDICAL GROUP		12	2	14%	14
ALAN L MELOTEK MD		14			14
NORTHWEST FLORIDA ENT, PA		5	9	64%	14
AIR, LAND & SEA PHYSICALS & CONSULTATIONS, LLC		13	1	7%	14
MEDEMERGE		13	1	7%	14
HUDSON VALLEY HOSPITAL CENTER LABORATORY		13	1	7%	14
OPTIONS FOR SENIORS INC DBA PALM KREST MANOR		12	2	14%	14
SIDDH INC DBA SAN CARLOS PHARMACY		12	2	14%	14
SANDALWOOD NURSING CENTER		14			14
ORANGE REGIONAL MEDICAL CENTER LABORATORY		10	3	23%	13
HARBOR CHASE OF JACKSONVILLE			13	100%	13
PREMIER LABORATORY SERVICES, LLC		5	8	62%	13
PHELPS HOSPITAL LABORATORY		11	2	15%	13
INTERMOUNTAIN CENTRAL LAB		1	12	92%	13
MINUTECLINIC DIAGNOSTIC OF TN, PC 6438		11	2	15%	13
MEDEXPRESS URGENT CARE - ROBINSON TWP, STEUBENVILLE PIKE		11	2	15%	13
SOUTHEAST FAMILY HEALTHCARE CENTER			13	100%	13
MONTEFIORE ST LUKE'S CORNWALL HOSPITAL		10	3	23%	13
BELLEVUE HOSPITAL CENTER DEPARTMENT		13			13
AVALON MEDICAL WALK IN CLINIC			13	100%	13

COVID-19: testing by laboratory

Data through Feb 10, 2021 verified as of Feb 11, 2021 at 09:25 AM

Data in this report are provisional and subject to change.

The numbers in the table below represent the number of Florida and non-Florida residents for whom test results were received by the Department of Health. A person can be tested by more than one laboratory and can have both positive and negative results. **Therefore, the sum of the numbers in each column will be larger than the total number of people tested.**

Reporting lab	Inconclusive	Negative	Positive	Percent positive	Total
BRYAN WHITFIELD MEMORIAL HOSPITAL		8	5	38%	13
ADVENT HEALTH - WINTER HAVEN		7	6	46%	13
PARKWEST MEDICAL CENTER		11	2	15%	13
BENTLEY CARE CENTER		13			13
LAKE HOWARD HEIGHTS	1	11	1	8%	13
STAT MEDICAL CLINIC III INC		8	5	38%	13
HORIZON MEDICAL GROUP		11	2	15%	13
COMPREHENSIVE CHILDCARE ASSOCIATES		8	5	38%	13
ROCKLEDGE		3	10	77%	13
NORTHWEST FLORIDA COMMUNITY HOSPITAL 3RD FLOOR		12	1	8%	13
GENEXPERT			13	100%	13
FORT WALTON BEACH DEVELOPMENTAL CENTER		12	1	8%	13
CROSS CARE CENTER			13	100%	13
BROOKDALE DELAND			13	100%	13
MINUTECLINIC DIAGNOSTIC OF TN PC #566		11	2	15%	13
PRIMARY CARE MEDICINE	1	10	2	15%	13
MINUTECLINIC DIAGNOSTIC OF LOUISIANA		12	1	8%	13
BAYA URGENT CARE LLC		1	12	92%	13
LUCID DIAGNOSTICS LABS			13	100%	13
DYNAMIC DNA LAB		1	12	92%	13
CLINICAL LABORATORY SERVICES			13	100%	13
EAR NOSE AND THROAT ASSOCIATES OF MANATEE, P.A.		10	3	23%	13
VILLA OF KINGS AND QUEENS OF DELRAY		13			13
BAY COUNTY HEALTH DEPARTMENT		11	2	15%	13
MELBOURNE FAMILY PRACTICE		12	1	8%	13
IN-OFFICE LAB		12	1	8%	13
VRL EUROFINs - HAWAII		13			13
TREASURE COAST URGENT CARE			13	100%	13
Sunnyside Care Center		13			13
LAKEWOOD RANCH MEDICAL CENTER CLINICAL LAB			13	100%	13
ORLANDO CLINICAL RESEARCH CENTER		11	2	15%	13
CVS MINUTE CLINIC DIAGNOSTIC OF TEXAS LLC		10	3	23%	13
ANYLABTESTNOW			13	100%	13
SHELBY COUNTY HEALTH CARE CORPORATION		10	3	23%	13
ELTINGVILLE CIRCLE URGENT CARE		13			13
ESCAMBIA COMMUNITY CLINIC		2	11	85%	13
PULSE & REMEDY LLC			13	100%	13
A AND R RESEARCH GROUP LLC		10	3	23%	13
MINUTECLINIC #8699		10	3	23%	13
UNIVERSITY LAB			13	100%	13
UNIVERSITY HOSPITAL UC HEALTH		9	4	31%	13
CAREATC			13	100%	13
PBSO WEST PALM FAMILY PRACTICE		1	12	92%	13
ORCHID COVE		3	10	77%	13
ADVENTHEALTH MEDICAL GROUP PULMONOLOGY		11	2	15%	13
VALDOSTA FAMILY MEDICINE		1	12	92%	13
GLENBROOKE AT PALM BAY			13	100%	13

COVID-19: testing by laboratory

Data through Feb 10, 2021 verified as of Feb 11, 2021 at 09:25 AM

Data in this report are provisional and subject to change.

The numbers in the table below represent the number of Florida and non-Florida residents for whom test results were received by the Department of Health. A person can be tested by more than one laboratory and can have both positive and negative results. **Therefore, the sum of the numbers in each column will be larger than the total number of people tested.**

Reporting lab	Inconclusive	Negative	Positive	Percent positive	Total
FLORIDA STATE HOSPITAL			13	100%	13
BROOKLYN HOSPITAL CENTER DOWNTOWN CAMPUS		13			13
MAINSTREET FAMILY SELECT		1	12	92%	13
ADVENT HEALTH - KISSIMMEE		3	10	77%	13
PROHEALTH CARE ASSOCIATES MOBILE		10	3	23%	13
PRIMARY CARE WALK IN CLINIC PLLC			13	100%	13
CITRUS CARE CLINIC			13	100%	13
TNC WALK IN CLINIC		9	3	25%	12
VERITAS RESEARCH CORP			12	100%	12
STEINHATCHEE DRUGS		9	3	25%	12
ACCESS HEALTH CARE PHYSICIANS LLC		4	8	67%	12
MINUTECLINIC DIAGNOSTIC OF MICHIGAN PC		11	1	8%	12
BROWARD DIALYSIS			12	100%	12
IREPERTOIRE_MOL_LAB		12			12
MEDEXPRESS URGENT CARE - TIMBERLAKE		11	1	8%	12
GEORGE W FERGUSON MD-CONCIERGE MEDICAL SERVICES PL		11	1	8%	12
GLEN OAKS HEALTH AND REHABILITATION CENTER			12	100%	12
FLORIDA DEPT OF HEALTH		4	8	67%	12
ST ANTHONY'S HOSP PATIENT CARE SERVICE			12	100%	12
MINUTECLINIC DIAGNOSTIC OF TN, PC 374		8	4	33%	12
MERCY MEDICAL CENTER		5	7	58%	12
ST VINCENT'S URGENT CARE		9	3	25%	12
Grand Villa of Deerfield Beach		10	2	17%	12
SOMA MEDICAL CENTER, P.A.			12	100%	12
WALGREEN		4	8	67%	12
ACADIAN DIAGNOSTIC LABORATORIES		8	4	33%	12
METHODIST MEDICAL CENTER		9	3	25%	12
MI2297090CV HOLLAND-23D2189684		12			12
STEWART MELBOURNE HOSPITAL, INC	1		11	92%	12
NAPLES GREEN VILLAGE		12			12
SUWANNEE COUNTY JAIL		11	1	8%	12
PANCARE HEALTH - WEWA ELEMENTARY			12	100%	12
LONG ISLAND JEWISH VALLEY STREAM		12			12
FAMILY MEDICINE AT LONGWOOD			12	100%	12
MINUTE CLINIC DIAGNOSTIC OF VIRGINIA, LLC		12			12
CVS TN5639POCT FARRAGUT		10	2	17%	12
MORTON PLANT MEASE			12	100%	12
WOODLAND TOWERS		6	6	50%	12
NOVALIFE MEDSPA			12	100%	12
ORMOND MEDICAL ARTS		3	9	75%	12
SHERMAN-ABRAMS LABORATORY INC		9	3	25%	12
WORLD WRESTLING ENTERTAINMENT			12	100%	12
FHCP-PORT ORANGE		3	9	75%	12
PARROTT MEDICAL CLINIC			12	100%	12
BROOKDALE CITRUS			12	100%	12
Lady Lake Specialty Care			12	100%	12
MC DIAGNOSTIC OF CONNECTICUT, PC #775		11	1	8%	12

COVID-19: testing by laboratory

Data through Feb 10, 2021 verified as of Feb 11, 2021 at 09:25 AM

Data in this report are provisional and subject to change.

The numbers in the table below represent the number of Florida and non-Florida residents for whom test results were received by the Department of Health. A person can be tested by more than one laboratory and can have both positive and negative results. **Therefore, the sum of the numbers in each column will be larger than the total number of people tested.**

Reporting lab	Inconclusive	Negative	Positive	Percent positive	Total
MEDEXPRESS URGENT CARE-ALTOONA		10	2	17%	12
LEON CHD		12			12
WACO HHSSURGEWACO	1	10	1	8%	12
COLLIER COUNTY HEALTH DEPT.		7	5	42%	12
SOMA MEDICAL CENTER # 4		2	10	83%	12
MINUTECLINIC, LLC, DBA MINUTECLINIC #2544		11	1	8%	12
JFK MEDICAL CENTER NORTH LAB		1	11	92%	12
GNT ASSOCIATES		11	1	8%	12
OHIO STATE UNIVERSITY MEDICAL CENTER			12	100%	12
NATIONAL GENETICS INST LABCORP		4	8	67%	12
CRANES VIEW LODGE			12	100%	12
LIFE CARE OF PORT SAINT LUCIE		3	9	75%	12
MERIDIAN AT WATERWAYS, THE		10	2	17%	12
INNOVATIVE RESEARCH OF WEST FLORIDA		9	3	25%	12
THE PLAZA AT PARKSQUARE		12			12
TLC FAMILY CARE HOME INC		12			12
LAB UNKNOWN		1	11	92%	12
APPLE DIAGNOSTICS LAB		5	7	58%	12
SUMMIT ATLANTIC SURGERY CENTER		12			12
FLORIDA PRESBYTERIAN HOMES INC		11	1	8%	12
BAPTIST PRIMARY CARE PONTE VEDRA		6	6	50%	12
ST PETER'S UNIVERSITY HOSPITAL		9	3	25%	12
HAVEN HOSPICE			12	100%	12
WHITE-WILSON MEDICAL CENTER		11			11
PRIMECARE AT PORT ORANGE			11	100%	11
GADSDEN REGIONAL MEDICAL CENTER		11			11
NIGHT LITE PEDIATRICS CENTER, LLC		1	10	91%	11
CARE FAST MURABELLA		7	4	36%	11
EMERALD COAST PEDIATRICS			11	100%	11
UMHC/SYLVESTER AT KENDALL		1	10	91%	11
WINTER PARK CARE AND REHABILITATION			11	100%	11
MEDI STATION			11	100%	11
ENCOMPASS HOME HEALTH OF THE SOUTHEAST LLC		11			11
GENESIS		7	4	36%	11
ALCOVE ASSISTED LIVING FACILITY		11			11
NORTHERN WESTCHESTER HOSPITAL LABORATORY		9	2	18%	11
WANTAGH URGENT CARE		8	3	27%	11
WELLMED AT SOUTH PARSONS		9	2	18%	11
BRILLIANCE ASSISTED LIVING			11	100%	11
WATSON HEALTHCARE		8	3	27%	11
FLORIDA MEDICAL CLINIC IM MLK		9	2	18%	11
45TH 1		11			11
AVENTURA HOSPITAL AND MEDICAL CENTER			11	100%	11
WEEMS MEMORIAL HOSPITAL		7	4	36%	11
SAMARITAN MEDICAL CENTER		11			11
MINUTECLINIC DIAGNOSTIC OF LOUISIANA,		10	1	9%	11
LEHIGH VALLEY HOSPITAL		3	8	73%	11

COVID-19: testing by laboratory

Data through Feb 10, 2021 verified as of Feb 11, 2021 at 09:25 AM

Data in this report are provisional and subject to change.

The numbers in the table below represent the number of Florida and non-Florida residents for whom test results were received by the Department of Health. A person can be tested by more than one laboratory and can have both positive and negative results. **Therefore, the sum of the numbers in each column will be larger than the total number of people tested.**

Reporting lab	Inconclusive	Negative	Positive	Percent positive	Total
SURGERY CENTER OF CORAL GABLES LLC,THE		9	2	18%	11
TROPICANA		5	6	55%	11
Rosewood Healthcare and Rehabilitation Center		5	6	55%	11
FAMILY MEDICINE AT HUNTERS CREEK		11			11
ARNOT OGDEN MEDICAL CENTER LABORATORY		11			11
TELEVISIT PALM BAY FAMILY PRACTICE		9	2	18%	11
VIRTUA WEST JERSEY HOSPITAL VOORHEES		9	2	18%	11
MINUTECLINIC DIAGNOSTIC OF TN PC #6435		11			11
CARLOS PORTU MD, PLLC			11	100%	11
MEDICAL CENTER AFFILIATES WEST PALM			11	100%	11
St. Annes Nursing Center, St. Annes Residence, Inc.		11			11
FAMILY PRACTICE ON THE GO		6	5	45%	11
PALM BEACH PATHOLOGY		9	2	18%	11
ADVENTHEALTH MEDICAL GROUP PEDIATRICS AT		2	9	82%	11
DESOTO HEALTH AND REHAB LLC		7	4	36%	11
HIGHLANDS COUNTY FIRE RESCUE		11			11
MAIN STREET MEDICAL CENTER OF CRESTVIEW PA		1	10	91%	11
ADEPT INPATIENT MEDICAL SERVICES PC		11			11
ADVENTIST HEALTH SYSTEM FLORIDA DEPT OF HEALTH		7	4	36%	11
MOUNT DORA PEDIATRICS		9	2	18%	11
SEMORAN FAMILY HEALTH LLC		10	1	9%	11
AIM LABORATORIES			11	100%	11
SENIOR HOME CARE INC		11			11
THE TERRACE OF SAINT CLOUD		9	2	18%	11
BIOTECH CLINICAL LABORATORIES, INC.		1	10	91%	11
WEEMS MEDICAL CENTERS		7	4	36%	11
MEDEXPRESS URGENT CARE - SEMINOLE SQU		10	1	9%	11
CARENOW URGENT CARE-WEST END		7	4	36%	11
CORNER OAK ESTATE LLC		11			11
INTERIM HEALTHCARE OF NORTHWEST FLORIDA INC		10	1	9%	11
GAMMA DIAGNOSTIC LAB LLC			11	100%	11
CVS MINUTE CLINIC, LLC		9	2	18%	11
MHHS All Lab Subsection		11			11
DMH STEINHATCHEE FAMILY MEDICINE		8	3	27%	11
Hackensack Umc Mountainside		10	1	9%	11
CULINARY INSTITUTE OF AMERICA STUDENT	3	8			11
FIRST CHOICE PEDIATRICS WINTER SPRINGS		10	1	9%	11
ADVENTHEALTH MEDICAL GROUP CARE CLINIC AT		8	3	27%	11
St Joseph's Hospital & Medical Center		10	1	9%	11
PINELLAS COUNTY HEALTH DEPARTMENT		2	9	82%	11
CARINGTON MANOR		11			11
UNIVERSITY CENTRA CARE		10	1	9%	11
ELITE HOME HEALTH SERVICES		11			11
PRIMECARE ACQUISITION FAMILY PRACTICE INC		11			11
SARASOTA - ROBERT L TAYLOR COMMUNITY CENTER		1	10	91%	11
REDMED CLINIC OF ARLINGTON		10	1	9%	11
ILLINOIS DEPT OF PUBLIC HEALTH LAB - SPRINGFIELD			10	100%	10

COVID-19: testing by laboratory

Data through Feb 10, 2021 verified as of Feb 11, 2021 at 09:25 AM

Data in this report are provisional and subject to change.

The numbers in the table below represent the number of Florida and non-Florida residents for whom test results were received by the Department of Health. A person can be tested by more than one laboratory and can have both positive and negative results. **Therefore, the sum of the numbers in each column will be larger than the total number of people tested.**

Reporting lab	Inconclusive	Negative	Positive	Percent positive	Total
PBC PREMIER FAMILY HEALTH			10	100%	10
JOHN W NORRIS III MD PA	1		9	90%	10
VETERNANS ADMINISTRATION			10	100%	10
MEDEXPRESS URGENT CARE- MARYLAND		9	1	10%	10
NEWPATH DIAGNOSTICS		5	5	50%	10
Hialeah Nursing And Rehabilitation Center		6	4	40%	10
Westchester General Hospital			10	100%	10
VIERA FAMILY MEDICINE AND WELLNESS		6	4	40%	10
WELLMED AT PORT ST LUCIE WEST		6	4	40%	10
APPALACHIAN REGIONAL HEALTHCARE SYSTEM		10			10
ALABAMA DEPARTMENT OF PUBLIC HEALTH		1	9	90%	10
CBC LAB		3	7	70%	10
PRORENATA LABS		2	8	80%	10
BOCA RATON REGIONAL HOSPITAL LAB			10	100%	10
MISSOURI DEPARTMENT OF HEALTH AND SENIOR SERVICES			10	100%	10
ADVANCED URGENT CARE CENTER			10	100%	10
MOSOLF PEDIATRICS			10	100%	10
LAKE NONA MEDICAL SERVICES		3	7	70%	10
ISLAND COAST PEDIATRICS IN-HOUSE LAB		10			10
CLINIC OF PEDIATRICS & GI MEDICINE INC			10	100%	10
NORTON HEALTHCARE			10	100%	10
Maury Regional Hospital		6	4	40%	10
OPTIMAL CARE PEDIATRICS			10	100%	10
ST ANTHONYS PRIMARY CARE LLC/JACKSON STREET			10	100%	10
AMBRY GENETICS CORPORATION		10			10
ADVENTHEALTH MEDICAL GROUP		9	1	10%	10
SUPERIOR RESIDENCES OF CLERMONT		2	8	80%	10
ESTATES MEDICAL CENTER INC			10	100%	10
BLOCK NATION CHASE		4	6	60%	10
KINDRED HOSPITAL OCALA		8	2	20%	10
CONSULATE HEALTH CARE OF PENSACOLA			10	100%	10
HCR MANORCARE		10			10
MEDICAL LABORATORY DIAGNOSTICS			10	100%	10
NOT INDICATED		1	9	90%	10
ASSOCIATES MD CYPRESS CREEK			10	100%	10
STATEN ISLAND UNIVERSITY HOSPITAL SEGUINE AVE		9	1	10%	10
BAPTIST HEALTH			10	100%	10
CROSSROADS URGENT CARE, PLLC		10			10
ONEIDA HEALTHCARE CENTER		8	2	20%	10
MORTON PLANT NORTH BAY HOSPITAL			10	100%	10
COLLIER COUNTY JAIL		10			10
MEDEXPRESS URGENT CARE PARKERSBURG		8	2	20%	10
MIDNIGHT MEDICINE			10	100%	10
MONTEFIORE MEDICAL CENTER LABORATORIES - WEILER		7	3	30%	10
LAKE BALDWIN CBOC		9	1	10%	10
URGENT CARE USA LLC		1	9	90%	10
BROOKDALE PANAMA CITY		9	1	10%	10

COVID-19: testing by laboratory

Data through Feb 10, 2021 verified as of Feb 11, 2021 at 09:25 AM

Data in this report are provisional and subject to change.

The numbers in the table below represent the number of Florida and non-Florida residents for whom test results were received by the Department of Health. A person can be tested by more than one laboratory and can have both positive and negative results. **Therefore, the sum of the numbers in each column will be larger than the total number of people tested.**

Reporting lab	Inconclusive	Negative	Positive	Percent positive	Total
PLYMOUTH HARBOR INCORPORATED		9	1	10%	10
HOPE HEALTHCARE		10			10
NEW JERSEY DEPARTMENT OF HEALTH COMMUNICABLE DISEASE SERVICE		3	7	70%	10
PANCARE HEALTH - VERNON ELEMENTARY			10	100%	10
KIDSVILLE PEDIATRICS			10	100%	10
BROWARD HEALTH CARE			10	100%	10
YORKVILLE PEDIATRIC URGENT CARE		10			10
MEDEX REGIONAL LABORATORIES LLC		1	9	90%	10
AMERICAN HOUSE FORT MYERS		10			10
FORT PIERCE FAMILY CARE INC		4	6	60%	10
MINUTECLINIC DIAGNOSTIC OF TN PC #6415		9	1	10%	10
COMMUNITY HEALTH CENTER		2	8	80%	10
COVANCE CENTRAL LABORATORY			10	100%	10
CARENOW URGENT CARE - EAST NASHVILLE		8	2	20%	10
RIVERWOOD CENTER,THE			10	100%	10
URGENT CARE CENTER AT PINNACLE		4	6	60%	10
MINUTECLINIC DIAGNOSTIC OF TN, PC 4992		10			10
VITALANT		1	9	90%	10
VASCONCELLO COHEN MD PA		9	1	10%	10
MOLECULAR PATHOLOGY LABORATORY			10	100%	10
THE VILLAGES HEALTH		5	5	50%	10
MED LABS DIAGNOSTICS		5	5	50%	10
EMERALD COAST HOSPICE - CRESTVIEW		10			10
MEDEXPRESS URGENT CARE-KATY		7	3	30%	10
TENNESSEE DEPARTMENT OF HEALTH (TDH) - CENTRAL LABORATORY		2	8	80%	10
RPC@HODGES		2	8	80%	10
SAVANNAH MANOR ASSISTED LIVING COMMUNITY			10	100%	10
MEDEXPRESS URGENT CARE - LAFAYETTE		9	1	10%	10
MEDEXPRESS URGENT CARE CHARLESTON		6	4	40%	10
CORONA PATHOLOGY		10			10
THORNBURG PEDIATRICS		10			10
TMH PHYSICIAN PARTNERS - MONTICELLO		8	2	20%	10
OAKMONTE VILLAGE OF DAVIE			10	100%	10
CVS NC187POCT CHARLOTTE		10			10
CREATIVE TESTING SOLUTIONS		3	7	70%	10
Lehigh Acres Health and Rehabilitation			10	100%	10
ACCESS PHARMACY		10			10
Grand Villa of Dunedin		4	6	60%	10
Grand Villa of Clearwater		8	2	20%	10
ASHRAF MEDICAL GROUP PLLC DBA PULSE M		9	1	10%	10
FLEMING ISLAND CENTER FOR CLINICAL RESEARCH		10			10
NORTH OKALOOSA PHYSICIAN GROUP		10			10
MEYER PEDIATRICS CHTD		10			10
HIGH TOWER ALF LLC		9	1	10%	10
BEAUMONT LABORATORY			10	100%	10
BAYFRONT HEALTH ST PETERSBURG		8	1	11%	9
CVS PHARMACY NO 274		9			9

COVID-19: testing by laboratory

Data through Feb 10, 2021 verified as of Feb 11, 2021 at 09:25 AM

Data in this report are provisional and subject to change.

The numbers in the table below represent the number of Florida and non-Florida residents for whom test results were received by the Department of Health. A person can be tested by more than one laboratory and can have both positive and negative results. **Therefore, the sum of the numbers in each column will be larger than the total number of people tested.**

Reporting lab	Inconclusive	Negative	Positive	Percent positive	Total
RED MOUNTAIN DIAGNOSTICS		9			9
MINUTE CLINIC LLC #1448		8	1	11%	9
MEDEXPRESS URGENT CARE - PANTOPS		8	1	11%	9
LAKE NONA MEDICAL SERVICE LLC		9			9
LAKEVIEW HEALTH SYSTEMS			9	100%	9
CORNERSTONE PEDIATRICS		2	7	78%	9
MIAMI BEACH MEDICAL GROUP LLC			9	100%	9
MICHIGAN DEPARTMENT OF COMMUNITY HEALTH		1	8	89%	9
OMNI			9	100%	9
BIG BEND HOSPICE INC		9			9
PEDIATRIC HEALTH CARE ALLIANCE			9	100%	9
NORTHSHORE UNIVERSITY HEALTHSYSTEM EVANSTON HOSPITAL LAB			9	100%	9
PRECISION GENETICS			9	100%	9
PALM BAY URGENT CARE PL		1	8	89%	9
CLAYMED OF NORTH FLORIDA			9	100%	9
ESCAMBIA COUNTY JAIL DETENTION DIVISION		8	1	11%	9
MEDEXPRESS URGENT CARE - WINCHESTER GATEWAY		7	2	22%	9
CHILDREN'S HEALTH CENTER INC.		7	2	22%	9
URGENT CARE OF NEW YORK		9			9
CLEVELAND TENNESSEE HOSPITAL COMPANY		8	1	11%	9
MEDEXPRESS URGENT CARE - MONROE		9			9
EMERGENCY MEDICAL CENTER		3	6	67%	9
CARENOW URGENT CARE-MT JULIET		8	1	11%	9
BAYONET POINT HOSPITAL			9	100%	9
MEDEXPRESS URGENT CARE MONACA		9			9
ACCESS HOME HEALTH OF FLORIDA LLC		9			9
RIVERSIDE MEDICAL GROUP		8	1	11%	9
RICHMOND UNIVERSITY MEDICAL CENTER		7	2	22%	9
WADSWORTH CENTER - DAVID AXELROD INSTITUTE		8	1	11%	9
MIDMICHIGAN MEDICAL CENTER			9	100%	9
BRENNITY AT VERO BEACH, THE			9	100%	9
LUXOR SCIENTIFIC LLC		1	8	89%	9
CVS NC3516POCT WINSTON SALEM		7	2	22%	9
WINDSOR OF GAINESVILLE		9			9
GCPM MANUAL MICROBIOLOGY		1	8	89%	9
MINUTECLINIC DIAGNOSTIC OF NEW MEXICO		9			9
RUSSELL MEDICAL CENTER		8	1	11%	9
WESTCHESTER GENERAL HOSPITAL BLOOD GAS LAB			9	100%	9
ROSEMONT GARDENS INC		9			9
IGENEX INC		9			9
PPD - IXLAYER		8	1	11%	9
MINUTECLINIC DIAGNOSTIC OF TN PC #320		8	1	11%	9
URGENT CARE & FAMILY PRACTICE CENTER			9	100%	9
CVS MINUTE CLINIC DIAGNOSTIC OF WISCONSIN		9			9
PALM BAY FAMILY PRACTICE		4	5	56%	9
NORTHWEST FLORIDA COMMUNITY HOSPITAL LABORATORY		8	1	11%	9
VILLAGE PLACE HEALTH AND REHAB		9			9

COVID-19: testing by laboratory

Data through Feb 10, 2021 verified as of Feb 11, 2021 at 09:25 AM

Data in this report are provisional and subject to change.

The numbers in the table below represent the number of Florida and non-Florida residents for whom test results were received by the Department of Health. A person can be tested by more than one laboratory and can have both positive and negative results. **Therefore, the sum of the numbers in each column will be larger than the total number of people tested.**

Reporting lab	Inconclusive	Negative	Positive	Percent positive	Total
FLORIDA MEDICAL CLINIC - MULTI SPECIALTY CAMPUS		2	7	78%	9
FLORIDA MENTOR		7	2	22%	9
CVS MINUTE CLINIC DIAGNOSTIC MED GRP OF CA		9			9
NIGHT OWL PEDIATRICS URGENT CARE			9	100%	9
ANY LAB TEST NOW INC			9	100%	9
AZALEA HEALTH		2	7	78%	9
PATEL MEDICAL VENTURES		8	1	11%	9
FLORIDA DEPARTMENT OF HEALTH WASHINGTON COUNTY		4	5	56%	9
ADVENTIST HEALTH SYSTEM		9			9
WILTON MANORS HEALTH & REHABILITATION CENTER			9	100%	9
ORLANDO ORTHOPAEDIC OUTPATIENT SURGERY CENTER LLC		6	3	33%	9
MEDEXPRESS URGENT CARE - CHRISTIANBURG		7	2	22%	9
CVS MINUTE CLINIC DIAGNOSTIC PA		7	2	22%	9
MONROE COUNTY HOSPITAL		6	3	33%	9
Signature Healthcare of Ormond		9			9
CHEMISYS LABORATORIES		1	8	89%	9
ADVENT HEALTH - FOUR CORNERS ER		8	1	11%	9
WINDSOR OF SAN PABLO, THE		6	3	33%	9
MEDLAB ASSOCIATES LLC		9			9
HAWTHORNE INN OF LAKELAND		9			9
PRIMARY CARE SPECIALISTS OF ORLANDO LLC		7	2	22%	9
NEMOURS CHILDREN'S PRIMARY CARE VERO BEACH			9	100%	9
CVS MINUTE CLINIC DIAGNOSTIC OF TEXAS, LLC		9			9
BUENA VIDA ESTATES			9	100%	9
MED TECH SERVICES OF PALM BEACH INC		9			9
ORANGE PARK PEDIATRIC ASSOCIATES		1	8	89%	9
RHODE ISLAND DEPARTMENT OF HEALTH			9	100%	9
ROSECASTLE			9	100%	9
Consulate Health Care of Brandon		7	2	22%	9
LOREY ALF		9			9
GRAND VILLA OF ENGLEWOOD		5	4	44%	9
PERSONAL PEDIATRICS PA		7	2	22%	9
MAIMONIDES MEDICAL CENTER		6	3	33%	9
CVS MO8590POCT KANSAS CITY		5	4	44%	9
ALACHUA			9	100%	9
CVS HEALTH, #3396		9			9
GRAND VILLA OF NEW PORT RICHEY		4	5	56%	9
SAMARITAN HOSPITAL LABORATORY		8	1	11%	9
UNAVAILABLE/UNKNOWN/NO INFORMATION FOUND			9	100%	9
AVALON FAMILY RESORT ASSISTED LIVING LLC		9			9
HEALTH NETWORK LABORATORIES		6	3	33%	9
OUR HOME AT BEACON HILL			9	100%	9
UNIVERSITY MEDICAL CENTER		8	1	11%	9
WINDSOR WOODS REHAB & HEALTHCARE CTR		8	1	11%	9
MOBILE RESPONSE DIAGNOSTICS LLC		8	1	11%	9
CHILDREN'S HEALTHCARE OF ATLANTA/EGLESTON		9			9
NATURE COAST REGIONAL MEDICAL CENTER			9	100%	9

COVID-19: testing by laboratory

Data through Feb 10, 2021 verified as of Feb 11, 2021 at 09:25 AM

Data in this report are provisional and subject to change.

The numbers in the table below represent the number of Florida and non-Florida residents for whom test results were received by the Department of Health. A person can be tested by more than one laboratory and can have both positive and negative results. **Therefore, the sum of the numbers in each column will be larger than the total number of people tested.**

Reporting lab	Inconclusive	Negative	Positive	Percent positive	Total
FAMILY PRACTICE OF DAVIE INC			9	100%	9
MAINSTREET FAMILY CARE			9	100%	9
Manor Care of Dunedin		6	3	33%	9
CIGNA ONSITE HEALTH LLC		2	6	75%	8
LAKE CO SCHOOLS EMPLOYEE HEALTH & WELLNESS CENTER	1	6	1	13%	8
ST CLOUD PHYSICIAN MANAGMENT LLC		7	1	13%	8
MEDEXPRESS URGENT CARE-LATROBE		8			8
ENCOMPASS HOME HEALTH OF THE SOUTHEAST LLC□		8			8
MEDEXPRESS URGENT CARE, BUTLER		5	3	38%	8
FLORIDA HOSPITAL PHYSICIAN GROUP		3	5	63%	8
VETERANS AFFAIRS MEDICAL CENTER - OUTPATIENT			8	100%	8
BENSONHURST URGENT CARE		8			8
ORLANDO HEALTH PHYSICIAN ASSOCIATES		4	4	50%	8
IU HEALTH PATHOLOGY		1	7	88%	8
ARCHBOLD MEMORIAL HOSPITAL/LAB		3	5	63%	8
PASSPORT HEALTH OF TAMPA BAY		8			8
ADVANCED RESEARCH FOR HEALTH IMPROVEMENT		6	2	25%	8
DOH JACKSONVILLE CENTRAL LABORATORY		3	5	63%	8
MINUTECLINIC DIAGNOSTIC OF TEXAS		7	1	13%	8
FLORIDA MEDICAL CL ODOM TPA		4	4	50%	8
ORMOND BEACH CENTRA CARE			8	100%	8
SYLVESTER AT PLANTATION LABORATORY		7	1	13%	8
OPTUM SILVER LAKES			8	100%	8
BRIDGE DIAGNOSTICS			8	100%	8
FLORIDA HOSPITAL WINTER PARK		7	1	13%	8
THE MARY IMOGENE BASSETT HOSPITAL		8			8
MINUTE CLINIC LLC #5733		8			8
ST VINCENT'S ST CLAIR		5	3	38%	8
LIFE CARE CITRUS COUNTY			8	100%	8
RIVERVIEW REGIONAL MEDICAL CENTER		6	2	25%	8
A LILIKO'I PHARMACY LLC		8			8
HEALTHMARK REGIONAL HOSPITAL LAB		4	4	50%	8
INTERNAL MEDICINE AND AESTHETICS OF NAPLES LLC		8			8
DOH-TAMPA BRANCH LABORATORY (MLK BLVD)		4	4	50%	8
X-GENE MOLECULAR LABS		1	7	88%	8
HUNTINGTON URGENT CARE		8			8
METROPOLITAN CHARITIES INC		7	1	13%	8
PALM BEACH COUNTY HEALTH DEPARTMENT LABORATORY			8	100%	8
MEDEXPRESS URGENT CARE - BENTON HARBOR		8			8
CARLOS F FUSTER MD PA		8			8
INTERNAL MEDICINE ASSOCIATES OF JACKSON HOSPITAL			8	100%	8
MEDEXPRESS URGENT CARE - SWANSEA, N ILLINOIS ST		7	1	13%	8
THOMAS JEFFERSON UNIVERSITY HOSPITAL		4	4	50%	8
PINELLAS PARK FIRE DEPARTMENT		8			8
MULBERRY CARE CENTER		5	3	38%	8
AFC URGENT CARE - CEDAR GROVE		8			8
WELLIGENT		1	7	88%	8

COVID-19: testing by laboratory

Data through Feb 10, 2021 verified as of Feb 11, 2021 at 09:25 AM

Data in this report are provisional and subject to change.

The numbers in the table below represent the number of Florida and non-Florida residents for whom test results were received by the Department of Health. A person can be tested by more than one laboratory and can have both positive and negative results. **Therefore, the sum of the numbers in each column will be larger than the total number of people tested.**

Reporting lab	Inconclusive	Negative	Positive	Percent positive	Total
ORLANDO ORTHOPAEDIC OUTPATIENT SURGERY CENTER		5	3	38%	8
LIFE'S SPECIAL MOMENTS INC		8			8
MINUTECLINIC, LLC, MINUTECLINIC #7637		6	2	25%	8
GENE STREET LABORATORIES, LLC		6	2	25%	8
JACKSON CLINIC PA,THE		4	4	50%	8
ATLANTIC CONSOLIDATED LABORATORY		8			8
MADISON COUNTY HEALTH DEPARTMENT		5	3	38%	8
METHODIST HOSPITAL			8	100%	8
VITRO MOLECULAR LABORATORIES	1		7	88%	8
JOHNS HOPKINS MEDICAL LABORATORIES		1	7	88%	8
LANE PEDIATRICS PA			8	100%	8
MINUTECLINIC, LLC, #4160		5	3	38%	8
GOLISANO CHILDREN'S HOSPITAL OF SOUTHWEST FLORIDA		6	2	25%	8
FLORIDA CLINICAL LAB		1	7	88%	8
LAKE CONWAY URGENT CARE LLC		2	6	75%	8
MINUTECLINIC DIAGNOSTIC OF NORTH		7	1	13%	8
DEPARTMENT OF HEALTH- CITRUS COUNTY		1	7	88%	8
Solaris Healthcare Pensacola			8	100%	8
DOCTOR'S IN-HOUSE LAB/COMMUNITY HEALTH CENTERS OF PINELLAS – CLEARWATE			8	100%	8
MEDEXPRESS URGENT CARE - SALEM		4	4	50%	8
WHITE SANDS OUTPATIENT SERVICES (WSOP SERVICES LLC		8			8
CARROLL GARDENS URGENT CARE		8			8
DORAL URGENT CARE			8	100%	8
VIGILINT HEALTHCARE		5	3	38%	8
PUTNAM COUNTY EMERGENCY RESCUE SERVICE		5	3	38%	8
FOUNTAINVIEW BY FIVE STAR QUALITY CARE		7	1	13%	8
CVS NC2357POCT HUNTERSVILLE		7	1	13%	8
OMEGA LABORATORIES		8			8
SURGOINSVILLE PHARMACY		8			8
PUTNAM FAMILY CARE INC		3	5	63%	8
DAVID LAWRENCE CENTER INC		7	1	13%	8
HOLY NAME MEDICAL CENTER	1	6	1	13%	8
MINUTE CLINIC DIAGNOSTIC OF SC, LLC #42		7	1	13%	8
MINUTECLINIC DIAGNOSTIC OF PA, LLC (1036)		7	1	13%	8
MINUTECLINIC DIAGNOSTIC OF TN PC #386		7	1	13%	8
MEDEXPRESS URGENT CARE - WASHINGTON		6	2	25%	8
THE WOLFF CENTER FOR CHILD & ADOLESCENT HEALTH			8	100%	8
INSPIRED LIVING AT PALM BAY		7	1	13%	8
ALACHUA COUNTY HEALTH DEPARTMENT		1	7	88%	8
MEDICANA NURSING AND REHAB CENTER			8	100%	8
KEY TRAINING CENTER			8	100%	8
HUNTINGTON VILLAGE URGENT CARE		8			8
MC DIAGNOSTIC OF CONNECTICUT, PC #1960		8			8
GULF COAST MEDICAL GROUP		2	6	75%	8
PALM BEACH CDH - DELRAY BEACH			8	100%	8
FAST PACE MEDICAL CLINIC PLLC		6	2	25%	8
MINUTECLINIC DIAGNOSTIC OF MINNESOTA		8			8

COVID-19: testing by laboratory

Data through Feb 10, 2021 verified as of Feb 11, 2021 at 09:25 AM

Data in this report are provisional and subject to change.

The numbers in the table below represent the number of Florida and non-Florida residents for whom test results were received by the Department of Health. A person can be tested by more than one laboratory and can have both positive and negative results. **Therefore, the sum of the numbers in each column will be larger than the total number of people tested.**

Reporting lab	Inconclusive	Negative	Positive	Percent positive	Total
URGENT TEAM MANAGEMENT OF TENNESSEE		7	1	13%	8
SOMA MEDICAL CENTER, PA #4 FLORIDA MANGO			8	100%	8
LAB UNKNOWN		6	2	25%	8
MID-HUDSON VALLEY DIVISION OF WESTCHESTER MEDICAL		8			8
ST. JOSEPH HOSPITAL AND HEALTH CARE INC.			8	100%	8
PENSACOLA CLUSTER			8	100%	8
FHCP-ORANGE CITY			8	100%	8
MINUTE CLINIC		1	7	88%	8
HARBORCHASE OF DR PHILLIPS		7	1	13%	8
GENEUS DIAGNOSTICS			8	100%	8
DR PHILLIPS MEDICAL WELLNESS CENTER		8			8
URGENT MEDICAL CENTER INC		2	6	75%	8
WATERFORD AT CREEKSIDE, THE			8	100%	8
CONSULATE HEALTH CARE		7	1	13%	8
ROBERT WOOD JOHNSON HOSPITAL		7	1	13%	8
SUMMERGATE PHARMACY		7	1	13%	8
Sunset Lake Health and Rehabilitation Center		8			8
ST JUDE LABORATORIES		6	2	25%	8
WESTPAC LABS INC	1		7	88%	8
EXECUTIVE MEDICAL SERVICES		8			8
NITIN BAWA PROFESSIONAL ASSOCIATES			8	100%	8
MEDEXPRESS ELKINS		8			8
CVS MINUTE CLINIC DIAGNOSTIC		7	1	13%	8
CIAN DIAGNOSTICS			8	100%	8
MC DIAGNOSTIC OF CONNECTICUT, PC # 257		7	1	13%	8
CARENOW URGENT CARE-GREEN HILLS		8			8
NORTHSIDE HOSPITAL		2	6	75%	8
MAGNOLIA PEDIATRICS GROUP LLC			8	100%	8
FAMILY MEDICINE OF WESTON LLC			8	100%	8
BEAUMONT EMERGENCY CENTER			8	100%	8
COLLIER BLVD HMA PHYSICIAN MANAGEMENT,, LLC			8	100%	8
VITAS HEALTHCARE CORPORATION OF FL			8	100%	8
DOCTOR'S IN HOUSE LAB			8	100%	8
FLORIDA HEART AND VASCULAR MULTISPECIALTY GROUP		8			8
BLOOMING GARDENS OF CARE INC		8			8
ST CHARLES HOSPITAL LABORATORY		8			8
PHASE2 LABS	2	4	2	25%	8
BARTON PARKER OD PC		8			8
ALLINA HEALTH - ABBOTT NORTHWESTERN HOSPITAL		5	3	38%	8
HEALTHPARK MEDICAL CTR NURSING SVC		8			8
BAPTIST OUTPATIENT			8	100%	8
JX REF LAB			8	100%	8
MONTEFIORE MEDICAL CENTER LABORATORIES - NORTH		8			8
TREASURE COAST PEDIATRICS PA		5	3	38%	8
RIVER OAKS TREATMENT CENTER			7	100%	7
CVS MINUTE CLINIC DIAGNOSTIC OF VIRGINIA		7			7
BRADENTON PHYSICIANS MEDICAL CENTER			7	100%	7

COVID-19: testing by laboratory

Data through Feb 10, 2021 verified as of Feb 11, 2021 at 09:25 AM

Data in this report are provisional and subject to change.

The numbers in the table below represent the number of Florida and non-Florida residents for whom test results were received by the Department of Health. A person can be tested by more than one laboratory and can have both positive and negative results. **Therefore, the sum of the numbers in each column will be larger than the total number of people tested.**

Reporting lab	Inconclusive	Negative	Positive	Percent positive	Total
CARE ATC - CITY OF BOYNTON BEACH		2	5	71%	7
OPTUM PRIMARY CARE - FOUNTAIN OAKS		3	4	57%	7
ELLIS HOSPITAL LABORATORY		6	1	14%	7
TRUE HEALTH		5	2	29%	7
CARENOW URGENT CARE-MADISON		7			7
Thermopolis Rehabilitation Wellness		7			7
ECLRS		2	5	71%	7
LIZS ADULT CARE		7			7
MEDLABS DIAGNOSTICS		7			7
BAPTIST PEDIATRICS		6	1	14%	7
HOLY GARDEN ALF, INC.		7			7
ADVENTHEALTH MEDICAL GROUP MULTISPECIALTY			7	100%	7
NORTHDALE REHABILITATION CENTER			7	100%	7
MONTEFIORE NYACK HOSPITAL AFFILIATED LABORATORY		7			7
REMISE OCCUPATIONAL HEALTH SOLUTIONS INC			7	100%	7
UF HEALTH			7	100%	7
PANCARE HEALTH - HOSFORD SCHOOL			7	100%	7
GRAND VILLA OF PINELLAS PARK		6	1	14%	7
ALL AMERICAN URGENT CARE			7	100%	7
MINUTE-CLINIC DIAGNOSTIC OF VIRGINIA		6	1	14%	7
QUE		4	3	43%	7
MEDEXPRESS URGENT CARE-DUBOIS		7			7
PEDIATRICS URGENT CARE, LLC			7	100%	7
FLORIDA CENTER FOR DERMATOLOGY LABORATORY			7	100%	7
COLLIER HMA PHYSICIAN MANAGEMENT, LLC			7	100%	7
CITY OF CLEARWATER EMPLOYEE HEALTH CENTER		1	6	86%	7
WYOMING COUNTY COMMUNITY HOSPITAL LABORATORY		7			7
LONGWOOD PEDIATRICS LLC			7	100%	7
NEMOURS CHILDREN'S HOSPITAL			7	100%	7
PALM POINT BEHAVIORAL HEALTH		7			7
FLORIDA HOSPITAL KISSIMMEE		4	3	43%	7
CARENOW URGENT CARE-SOUTHLAKE			7	100%	7
MEDEXPRESS URGENT CARE - MAPLE DRIVE		7			7
MINUTECLINIC DIAGNOSTIC OF TN PC #5671		4	3	43%	7
GRACE WELLNESS CENTER LLC		6	1	14%	7
EMBRY-RIDDLE AERONAUTICAL UNIVERSITY HEALTH			7	100%	7
NEW YORK PRESBYTERIAN - LOWER MANHATTAN		7			7
LEPE'S HOUSE			7	100%	7
FLORIDA STATE HOSPITAL CLINICAL LABORATORY		7			7
MEDEXPRESS URGENT CARE - BEECH GROVE		6	1	14%	7
SOMA MEDICAL CENTER MD PA #7 PEDIATRICS			7	100%	7
ORLANDO FAMILY PHYSICIANS			7	100%	7
SUPERIOR RESIDENCES AT CALA HILLS		7			7
MEDEXPRESS URGENT CARE - FAYETTEVILLE		5	2	29%	7
BAPTIST URGENT CARE		7			7
HARLEM HOSPITAL CENTER		6	1	14%	7
HNL LAB MEDICINE		5	2	29%	7

COVID-19: testing by laboratory

Data through Feb 10, 2021 verified as of Feb 11, 2021 at 09:25 AM

Data in this report are provisional and subject to change.

The numbers in the table below represent the number of Florida and non-Florida residents for whom test results were received by the Department of Health. A person can be tested by more than one laboratory and can have both positive and negative results. **Therefore, the sum of the numbers in each column will be larger than the total number of people tested.**

Reporting lab	Inconclusive	Negative	Positive	Percent positive	Total
BOCA TOXICOLOGY LLC		5	2	29%	7
ENCOMPASS HEALTH REHABILITATION OF SEA PINES		7			7
OCALA FAMILY MEDICAL CENTER		7			7
NORTHERN DUTCHESS HOSPITAL LABORATORY		5	2	29%	7
GRAND VILLA OF BOYNTON BEACH		7			7
UNIVERSITY OF WASHINGTON MEDICAL CENTER			7	100%	7
BROOKDALE LAKE ORIENTA			7	100%	7
ATMORE NURSING CENTER		6	1	14%	7
PBC FOUND CARE INC			7	100%	7
MINUTECLINIC DIAGNOSTIC OF RHODE ISLAND		5	2	29%	7
OCCUPATIONAL HEALTH CENTERS OF THE SOUTHWEST PA		6	1	14%	7
LYNMOORE,THE		7			7
LEE COUNTY HEALTH DEPARTMENT		4	3	43%	7
NOVANT HEALTH INPATIENT CARE		2	5	71%	7
MEDEXPRESS URGENT CARE - HOT SPRINGS		7			7
LONG ISLAND UNIVERSITY - POST CAMPUS		7			7
BROOKDALE CROWN POINT			7	100%	7
DOCTORS CLINICAL LABORATORY, INC		5	2	29%	7
DALLAS COUNTY HEALTH AND HUMAN SERVICES			7	100%	7
MINUTECLINIC DIAGNOSTIC OF OKLAHOMA		5	2	29%	7
MINUTECLINIC, LLC #4230		6	1	14%	7
MC DIAGNOSTIC OF CONNECTICUT, PC #1966		7			7
CARESOUTH HHA HOLDINGS OF TALLAHASSEE LLC		7			7
CLEARWATER PEDIATRIC CARE		1	6	86%	7
SOUTHEASTERN PEDIATRIC ASSOCIATES			7	100%	7
MIAMI BEACH MEDICAL GROUP			7	100%	7
MERCY HEALTH—MUSKEGON		6	1	14%	7
IRL MARKET LAB			7	100%	7
OKLAHOMA STATE DEPARTMENT OF HEALTH-PUBLIC HEALTH LABORATORY			7	100%	7
FAMILY HEALTH CENTER AT PORT ST JOHN		4	3	43%	7
BERRYHILL MANOR		7			7
NORTH FLORIDA MEDICAL CENTERS INC		1	6	86%	7
CVS PHARMACY #8800		5	2	29%	7
GRAND VILLA OF DEL RAY WEST		6	1	14%	7
HEALTH CARE LABORATORY SERVICES		1	6	86%	7
MEDEXPRESS URGENT CARE, JOHNSTOWN		6	1	14%	7
ADULT MEDICINE OF LAKE COUNTY INC			7	100%	7
PENINSULA CARE AND REHABILITATION CENTER			7	100%	7
FLORIDA HOSPITAL APOPKA		6	1	14%	7
MINUTECLINIC INCORPORATE, LLC		5	2	29%	7
PEDIATRICS OF CENTRAL FLORIDA		5	2	29%	7
BAYFRONT MEDICAL			7	100%	7
MANATEE PEDIATRICS			7	100%	7
VICTORIAN MANOR		2	5	71%	7
BAYCARE MEDICAL GROUP		1	6	86%	7
AVON PARK PEDIATRICS			7	100%	7
KANSAS DEPARTMENT OF HEALTH		2	5	71%	7

COVID-19: testing by laboratory

Data through Feb 10, 2021 verified as of Feb 11, 2021 at 09:25 AM

Data in this report are provisional and subject to change.

The numbers in the table below represent the number of Florida and non-Florida residents for whom test results were received by the Department of Health. A person can be tested by more than one laboratory and can have both positive and negative results. **Therefore, the sum of the numbers in each column will be larger than the total number of people tested.**

Reporting lab	Inconclusive	Negative	Positive	Percent positive	Total
SONORA QUEST LABORATORIES			7	100%	7
KEYSTONE PLACE AT NAPLES PRESERVE		4	3	43%	7
FHMG_FM AND IM AVALON PARK		2	5	71%	7
ILLINOIS DEPARTMENT OF PUBLIC HEALTH			7	100%	7
FLORIDA CANCER SPECIALISTS & RESEARCH INSTITUTE		6	1	14%	7
SCHOOL OF PHARMACY AND PHARMACEUTICAL		7			7
MIAMI COMPREHENSIVE MEDICINE GROUP PA		4	3	43%	7
CORAL LANDING ASSISTED LIVING		5	2	29%	7
ST. CLOUD PHARMACY AND WELLNESS CENTER		3	4	57%	7
CVS MINUTE CLINIC DIAGNOSTIC OF TEXAS,LLC		5	2	29%	7
UNIVERSITY OF ILLINOIS VETERINARY DIAG		7			7
BLOOMINGDALE PEDIATRIC ASSOCIATES PA			7	100%	7
ABBEEY MANOR RETIREMENT RESIDENCE INC		7			7
ALLEGRO - TAMPA	1	4	2	29%	7
BELLE GLADES HEALTH CLINIC			7	100%	7
GENTRY PARK ORLANDO ASSISTED LIVING		6	1	14%	7
SOUTH FLORIDA ENT ASSOCIATES, INC			7	100%	7
CVS CA9165POCT SAN DIEGO		7			7
FLORIDA DIGESTIVE AND LIVER SPECIALIST		7			7
FRUITVILLE URGENT CARE			7	100%	7
DOCTOR'S IN-HOUSE LAB/COMMUNITY HEALTH CENTERS OF PINELLAS -PINELLAS P			7	100%	7
THE PALMS PHARMACY, INC		6	1	14%	7
DIAGNOSTIC CLINIC		6	1	14%	7
PASSPORT HEALTH			7	100%	7
MINUTECLINIC, LLC, DBA MINUTECLINIC #6106		5	2	29%	7
BROWNE MEDICAL		5	2	29%	7
COMMUNITY MEDICAL AND DENTAL CARE INC		7			7
LAWTON CHILES HEALTH CENTER		1	6	86%	7
SOUTH COM HEALTH CLINIC, DEPT. OF THE ARMY		7			7
CARENOW URGENT CARE-DONELSON		5	2	29%	7
KIMBERLY J HENDERSON MD PC		6	1	14%	7
DOTHAN PEDIATRIC CLINIC			7	100%	7
Ocoee Health Care Center		7			7
DEBARY HEALTH AND REHABILITATION CENTER		6	1	14%	7
TRUE HEALTH DIAGNOSTICS		1	6	86%	7
OCEAN REEF MEDICAL CENTER, LLC			7	100%	7
SEBRING PEDIATRICS LLC			7	100%	7
NEW HAMPSHIRE DEPARTMENT OF HEALTH AND HUMAN SERVICES		3	4	57%	7
VERMONT DEPARTMENT OF HEALTH		1	6	86%	7
MINUTECLINIC DIAGNOSTIC OF TN PC #242		5	2	29%	7
JUPITER ISLAND PUBLIC SAFETY		5	2	29%	7
ST VINCENT'S CHILTON		5	2	29%	7
Parkside Villa		7			7
ORLANDO MEDICAL CENTER PL			7	100%	7
GRAND VILLA OF ORMOND BEACH		5	2	29%	7
UHEALTH UNIVERSITY OF MIAMI			7	100%	7
WILDLIGHT LAB			7	100%	7

COVID-19: testing by laboratory

Data through Feb 10, 2021 verified as of Feb 11, 2021 at 09:25 AM

Data in this report are provisional and subject to change.

The numbers in the table below represent the number of Florida and non-Florida residents for whom test results were received by the Department of Health. A person can be tested by more than one laboratory and can have both positive and negative results. **Therefore, the sum of the numbers in each column will be larger than the total number of people tested.**

Reporting lab	Inconclusive	Negative	Positive	Percent positive	Total
EL PARAISO HOME INC		7			7
SEA LEVEL LABS			7	100%	7
KENDALL REGIONAL MEDICAL CNTR			7	100%	7
HEARTLAND PEDIATRICS OF LAKE PLACID			7	100%	7
MINUTE CLINIC DIAGNOSTIC OF SOUTH CAROLINA		6	1	14%	7
DYNAMIC HEALTH CENTERS INC		3	4	57%	7
BOCA BIOLISTICS LLC			7	100%	7
GRAND VILLA OF LARGO		5	2	29%	7
JOHNS HOPKINS ALL CHILDRENS			7	100%	7
JERSEY SHORE MEDICAL CENTER		6			6
LUMADOC HEALTH		4	2	33%	6
DEPARTMENT OF HEALTH AND HUMAN SERVICES STATE OF NEW HAMPSHIRE			6	100%	6
CURATIVE CARE CENTER INC		1	5	83%	6
ASCENSION ST VINCENT'S CLAY COUNTY			6	100%	6
THE VILLAGES REGIONAL HOSPITAL FREESTANDING		3	3	50%	6
XPRESS URGENT CARE LLC		6			6
AMERICAN EAGLE LEESBURG AL LLC DBA VISTA LAKE			6	100%	6
MINUTE CLINIC LLC #2775		6			6
HOLLY HILL HOME INFUSION SERVICE		5	1	17%	6
MEDEXPRESS URGENT CARE - ELM GROVE		5	1	17%	6
SIMEDHEALTH LLC		2	4	67%	6
MINUTECLINIC, LLC #1586		4	2	33%	6
MEDICAL PAVILION CLINIC			6	100%	6
PALM HARBOR DERMATOLOGY		4	2	33%	6
MINUTECLINIC DIAGNOSTIC OF ILLINOIS LL		6			6
Conway Lakes Health and Rehabilitation Center		6			6
CAREWELL 301 - WARWICK			6	100%	6
MEDEXPRESS URGENT CARE - STAUNTON		2	4	67%	6
Avalon Healthcare and Rehabilitation Center			6	100%	6
NORTHEAST ALABAMA REGIONAL MEDICAL CENTER		3	3	50%	6
NEMOURS CHILDREN'S URGENT			6	100%	6
THE CLINIC PREMISE HEALTH			6	100%	6
FLORIDA WOMAN CARE LABORATORY			6	100%	6
MEDEXPRESS URGENT CARE - MIDLOTHIAN		6			6
MINUTECLINIC LLC (1435)		6			6
MINUTECLINIC DIAGNOSTIC OF NEW JERSEY, LLC # 7069		6			6
ST LUKES ROOSEVELT LABORATORY		6			6
SOMA MEDICAL CENTER PA #4			6	100%	6
GENETIC TECHNOLOGICAL INNOVATIONS			6	100%	6
SUFFRIDGE DRIVE GROUP HOME		6			6
PROHEALTH MED		1	5	83%	6
TAMIAMI LAB MILLENIUM			6	100%	6
CHILDREN'S HOSPITAL OF PHILADELPHIA		5	1	17%	6
FHPG_EXP CARE W HILLSBOROUGH			6	100%	6
MINUTECLINIC #2860		4	2	33%	6
CVS NC5591POCT STATESVILLE		5	1	17%	6
MC DIAGNOSTIC OF CONNECTICUT PC #459		6			6

COVID-19: testing by laboratory

Data through Feb 10, 2021 verified as of Feb 11, 2021 at 09:25 AM

Data in this report are provisional and subject to change.

The numbers in the table below represent the number of Florida and non-Florida residents for whom test results were received by the Department of Health. A person can be tested by more than one laboratory and can have both positive and negative results. **Therefore, the sum of the numbers in each column will be larger than the total number of people tested.**

Reporting lab	Inconclusive	Negative	Positive	Percent positive	Total
MEDEXPRESS URGENT CARE - RICHMOND, NINE MILE RD		5	1	17%	6
CVS TN5601POCT LENOIR CITY		6			6
ADVENT HEALTH APOPKA		2	4	67%	6
CVS MINUTE CLINIC DIAGNOSTIC MED GRP OF SAN		4	2	33%	6
CAN COMMUNITY HEALTH, INC		6			6
AVANTE AT ORMOND BEACH INC			6	100%	6
MC DIAGNOSTIC OF CONNECTICUT , PC # 3		4	2	33%	6
THE PALMS REHABILITATION AND HEALTHCARE CENTER		5	1	17%	6
MINUTECLINIC DIAGNOSTIC OF NORTH CAROLINA, PC		5	1	17%	6
STPET		4	2	33%	6
Fouraker Hills Rehab and Nursing			6	100%	6
MIAMI BEACH COMMUNITY HEALTH CENTER INC			6	100%	6
MEDEXPRESS URGENT CARE - CULPEPER		6			6
LONG ISLAND JEWISH FOREST HILLS HOSPITAL		6			6
HUNTERS CREEK PEDIATRICS		6			6
West Gate Village, LLC		6			6
EXPRESS CARE OF TAMPA BAY LLC		2	4	67%	6
CVS MINUTE CLINIC DIAGNOSTIC OF NEW JERSEY		6			6
WATAUGA MEDICAL CENTER		4	2	33%	6
CVS NC4165POCT BREVARD		4	2	33%	6
RICH STREET GROUP HOME			6	100%	6
FRESENIUS KIDNEY CARE DUNEDIN			6	100%	6
Northwell Lab		2	4	67%	6
CDRX INFUSION			6	100%	6
ENIGMA DIAGNOSTIC, INC.			6	100%	6
AMERICAN HEALTH ASSOC. LABORATORY SOUTH		4	2	33%	6
CITY OF CAPE CORAL		5	1	17%	6
QUICK CARE MED WALK IN AND URGENT CARE			6	100%	6
PARTNERS PHARMACY OF FLORIDA LLC		6			6
TEXAS MEDCLINIC			6	100%	6
INTERNAL MEDICINE LIPID AND WELNNESS PRACTICE			6	100%	6
ST VINCENTS AMBULATORY CARE INC DBA		3	3	50%	6
OAK HARBOR ASSISTED LIVING FACILITY		4	2	33%	6
FAMILY CARE MEDICAL CENTER			6	100%	6
CITIZENS BAPTIST MEDICAL CENTERS LAB		5	1	17%	6
THE WINDSOR OF OCALA		2	4	67%	6
PANCARE HEALTH - KATE SMITH ELEMENTARY		1	5	83%	6
Nashville Central Laboratory		6			6
MINUTECLINIC, LLC #05038		6			6
URGENT TEAM - MUSCLE SHOALS		6			6
COLUMBIA MEMORIAL HOSPITAL		6			6
CAPRONA GROUP HOME			6	100%	6
MINUTECLINIC DIAGNOSTICS OF IND, LLC		6			6
MINUTECLINIC, LLC #244		5	1	17%	6
PALMETTO HEALTH ALLIANCE		3	3	50%	6
DR. PHILLIPS MEDICAL WELLNESS CENTER		3	3	50%	6
FIRST COAST CARDIOVASCULAR INSTITUTE PA			6	100%	6

COVID-19: testing by laboratory

Data through Feb 10, 2021 verified as of Feb 11, 2021 at 09:25 AM

Data in this report are provisional and subject to change.

The numbers in the table below represent the number of Florida and non-Florida residents for whom test results were received by the Department of Health. A person can be tested by more than one laboratory and can have both positive and negative results. **Therefore, the sum of the numbers in each column will be larger than the total number of people tested.**

Reporting lab	Inconclusive	Negative	Positive	Percent positive	Total
MEDEXPRESS URGENT CARE - STATE COLLEGE		5	1	17%	6
LAKEVIEW TERRACE HOME HEALTH SERVICES LLC			6	100%	6
GLEN FALLS HOSPITAL DEPARTMENT OF PATHOLOGY		6			6
DOCTORS EXPRESS OF ST PETERSBURG			6	100%	6
BOCA VIPEDIATRICS			6	100%	6
MEDEXPRESS URGENT CARE - MT LEBANON		4	2	33%	6
BAYSHORE POINTE NURSING AND REHAB CENTER			6	100%	6
ST JOSEPH WOMENS HOSPITAL			6	100%	6
MINUTECLINIC DIAGNOSTIC OF NEW JERSEY,		5	1	17%	6
NORTHSIDE HOSPITAL ATLANTA		3	3	50%	6
MEDEXPRESS URGENT CARE - HUNTINGTON WE		6			6
PENSACOLA PEDIATRICS MILTON			6	100%	6
MEDEXPRESS URGENT CARE - IRVING		6			6
CVA MINUTE CLINIC DIAGNOSTIC OF VIRGINIA, LLC		6			6
CVS NY4098030POCT NEW YORK		6			6
UNILAB		2	4	67%	6
MARSHALL MEDICAL CENTER SOUTH LAB		5	1	17%	6
BROWARD TRANSITIONAL CENTER			6	100%	6
ETHOS LABORATORIES		6			6
JOHN T MATHER MEMORIAL HOSPITAL LABORATORY		5	1	17%	6
MEDEXPRESS URGENT CARE - BATTLE CREEK		4	2	33%	6
ENTRUST IMMEDIATE CARE			6	100%	6
PENN MEDICINE PRINCETON MEDICAL CENTER		6			6
CONCENTRA			6	100%	6
NORTH FLORIDA PEDIATRICS JASPER			6	100%	6
PR HEALTH		1	5	83%	6
FAMILY MEDICINE MEDICAL DRIVE		6			6
VIBRANT AMERICA		4	2	33%	6
UT MEMPHIS UNIVERSITY HEALTH SERVICES			6	100%	6
RIVER CITY PRIMARY AND URGENT CARE			6	100%	6
MINUTECLINIC MINUTECLINIC #8505		4	2	33%	6
AARK LABORATORY		6			6
MEDEXPRESS URGENT CARE-PITTSFIELD		6			6
MEDEXPRESS URGENT CARE-PETERS TWP		5	1	17%	6
PLEASANTVILLE OF SEBASTIAN LLC			6	100%	6
SOUTHEASTERN DERMATOLOGY GROUP PA		5	1	17%	6
BROOKDALE CLERMONT			6	100%	6
WALK-IN MEDICAL CARE			6	100%	6
BAYCARE ALLIANT HOSPITAL			6	100%	6
LIFELINK TISSUE BANK D/B/A LIFELINK TISSUE BANK		6			6
MIAMI RESCUE MISSION CLINIC INC			6	100%	6
YAZJI PEDIATRIC CARE LLC DBA TUKA PEDIATRICS			6	100%	6
SAINT PETER'S UNIVERSITY HOSPITAL		6			6
ACCENTCARE		6			6
CVS MINUTE CLINIC DIAGNOSTIC OF TN #6044		6			6
VITAS HEALTH INC			6	100%	6
UNILAB OF DADE INC			6	100%	6

COVID-19: testing by laboratory

Data through Feb 10, 2021 verified as of Feb 11, 2021 at 09:25 AM

Data in this report are provisional and subject to change.

The numbers in the table below represent the number of Florida and non-Florida residents for whom test results were received by the Department of Health. A person can be tested by more than one laboratory and can have both positive and negative results. **Therefore, the sum of the numbers in each column will be larger than the total number of people tested.**

Reporting lab	Inconclusive	Negative	Positive	Percent positive	Total
OSWEGO HOSPITAL LABORATORY		6			6
PRESBYTERIAN HOME		6			6
TERRACINA LLC		1	5	83%	6
MINUTE-CLINIC DIAGNOSTIC OF VIRGINIA, LLC #2003		5	1	17%	6
MINUTECLINIC DIAGNOSTIC OF GEORGIA, LL		5	1	17%	6
FLORIDA MEDICAL SPECIALISTS		2	4	67%	6
PUBLIC HEALTH LAB		6			6
MEDEXPRESS URGENT CARE - TARENTUM		5	1	17%	6
LOUISIANA DEPT OF HEALTH			6	100%	6
DELIVER MY MEDS CORP		6			6
MINUTE CLINIC LLC #4017		6			6
PATHGROUP LABS, LLC		4	2	33%	6
WIREGRASS MEDICAL CENTER			6	100%	6
BETH ISRAEL DEACONESS MEDICAL CENTER			6	100%	6
NYU WINTHROP HOSPITAL PATHOLOGY		6			6
ARLINGTON OF NAPLES		6			6
TAMPA URGENT CARE			6	100%	6
MERCY COLLEGE HEALTH OFFICE		6			6
TIMBER CREEK PEDIATRICS		6			6
Florida Clinical Laboratory		1	5	83%	6
CITYMD		1	5	83%	6
CAPITAL HEALTH PLAN LABORATORIES			6	100%	6
CAMELLIA AT DEERWOOD		2	4	67%	6
VENICE GREEN VILLAGE		3	3	50%	6
FLORIDA SCHOOL FOR THE DEAF AND THE BLIND			6	100%	6
Baptist Village Retirement Communities		6			6
CRESTWOOD MEDICAL CENTER		4	2	33%	6
PACIFICA SUNRISE☐			6	100%	6
GRACE REHABILITATION CENTER OF VERO BEACH		4	2	33%	6
CAPE CORAL URGENT CARE		3	3	50%	6
BROWARD COUNTY HEALTH DEPT.			6	100%	6
ORLANDO FAMILY MEDICAL INC		6			6
Life Care Center of Orlando		1	5	83%	6
MEDICAL CENTER AT OCEAN REEF		1	5	83%	6
MINUTECLINIC DIAGNOSTIC OF SC, LLC #2		5	1	17%	6
MANATEE COUNTY JAIL		4	1	20%	5
BAPTIST HEALTH - TOWN CENTER			5	100%	5
MOUNT SINAI BROOKLYN LABORATORY		4	1	20%	5
ATLANTIC COMMUNITY HIGH SCHOOL		4	1	20%	5
CARL R DARNALL ARMY MEDICAL CENTER			5	100%	5
MAXCARE CLINIC			5	100%	5
OCHSNER MEDICAL CENTER			5	100%	5
CONCENTRA URGENT CARE		1	4	80%	5
CVS NATIONAL HARBOR MD2297714CV		5			5
MINUTECLINIC MINUTECLINIC #4977		3	2	40%	5
CYPRESS CREEK MEDICAL CENTER			5	100%	5
INTERNAL MEDICINE & PRIMARY CARE ASSOCIATES, PLC			5	100%	5

COVID-19: testing by laboratory

Data through Feb 10, 2021 verified as of Feb 11, 2021 at 09:25 AM

Data in this report are provisional and subject to change.

The numbers in the table below represent the number of Florida and non-Florida residents for whom test results were received by the Department of Health. A person can be tested by more than one laboratory and can have both positive and negative results. **Therefore, the sum of the numbers in each column will be larger than the total number of people tested.**

Reporting lab	Inconclusive	Negative	Positive	Percent positive	Total
MINUTECLINIC, LLC #03268		4	1	20%	5
MINUTECLINIC DIAGNOSTIC OF TN PC #442		4	1	20%	5
PEDIATRICS OF CENTRAL FLORIDA – POINCIANA		3	2	40%	5
NORTH SHORE HEMATOLOGY-ONCOLOGY ASSOCIATES, PC		5			5
URGENT TEAM - HUNTSVILLE		4	1	20%	5
PHYSICIANS FOR CHILDREN			5	100%	5
NOVADX		2	3	60%	5
Walker BaptistMedCtr		4	1	20%	5
FORSYTH HOUSE			5	100%	5
MINUTECLINIC DIAGNOSTIC OF NORTH CAROLINA PC #5341		4	1	20%	5
DIAGNOSTECHS		4	1	20%	5
BETHESDA COMMUNITY HEALTH CENTER			5	100%	5
MIAMI MEDICAL CONSULTANT PA			5	100%	5
UCARE			5	100%	5
MIAMI CANCER INSTITUTE			5	100%	5
JACKSON SOUTH COMMUNITY HOSPITAL LAB			5	100%	5
MCR HEALTH LAWTON CHILES ADMINISTRATION STE A		1	4	80%	5
Life Care Center of Estero			5	100%	5
MINUTECLINIC, LLC #7139		5			5
MINUTE CLINIC DIAGNOSTIC OF MICHIGAN PC		5			5
MEDEXPRESS URGENT CARE-MUNCIE		5			5
URGENT CARE COASTAL GA			5	100%	5
MINUTE-CLINIC DIAGNOSTIC OF VIRGINIA, LLC #794		5			5
PEDIATRIC URGENT HEALTH CARE			5	100%	5
CVS MINUTE CLINIC DIAGNOSTIC PA #3060		4	1	20%	5
VAIL VALLEY MEDICAL CENTER			5	100%	5
SUMTER COUNTY HEALTH DEPARTMENT			5	100%	5
NORTH DADE NURSING AND REHABILITATION CENTER			5	100%	5
SOUTHERN OCEAN MEDICAL CENTER		5			5
EASTCHESTER PEDIATRIC MEDICAL GROUP		5			5
UW MEDICINE VIROLOGY LAB			5	100%	5
MINUTE CLINIC DIAGNOSTIC OF PENNSYLVANIA		5			5
PM PEDIATRICS OF SELDEN		3	2	40%	5
MINUTECLINIC DIAGNOSTIC OF TN PC #643		3	2	40%	5
MAXHEALTH		4	1	20%	5
NIGHT LITE PEDIATRICS CENTER		1	4	80%	5
SOUTH FLORIDA FAMILY HEALTH & RESEARCH CTR			5	100%	5
MINUTECLINIC, LLC, DBA MINUTECLINIC #2		5			5
AHF PUBLIC HEALTH LABORATORY			5	100%	5
SIGNATURE URGENT CARE			5	100%	5
EP LTC PHARMACY		4	1	20%	5
BOROPARK URGENT CARE		4	1	20%	5
INDIAN RIVER PRIMARY CARE PA		5			5
MINUTECLINIC DIAGNOSTIC OF NEVADA #87		3	2	40%	5
OCCMED SOLUTIONS		2	3	60%	5
Army Residence Community		5			5
COPELAND MEDICAL CLINIC		3	2	40%	5

COVID-19: testing by laboratory

Data through Feb 10, 2021 verified as of Feb 11, 2021 at 09:25 AM

Data in this report are provisional and subject to change.

The numbers in the table below represent the number of Florida and non-Florida residents for whom test results were received by the Department of Health. A person can be tested by more than one laboratory and can have both positive and negative results. **Therefore, the sum of the numbers in each column will be larger than the total number of people tested.**

Reporting lab	Inconclusive	Negative	Positive	Percent positive	Total
SHEEPSHEAD BAY URGENT CARE		5			5
DICKSON MEDICAL ASSOCIATES PC PATH LAB		4	1	20%	5
PHYSICIANS REGIONAL MEDICAL CTR - COLLIER BLVD			5	100%	5
GREENVILLE MEMORIAL HOSPITAL LAB			5	100%	5
MINUTE CLINIC, LLC #1434		5			5
MINUTECLINIC DIAG OF IND, LLC #2387		5			5
INNOVATIVE COVID-DIVERSEY			5	100%	5
MINUTECLINIC DIAGNOSTIC OF ILLINOIS		4	1	20%	5
MINUTE CLINIC LLC #5706		4	1	20%	5
CVS HEALTH MINUTE CLINIC		1	4	80%	5
MEDEXPRESS - COLLINSVILLE BELT LINE		3	2	40%	5
VIERA PEDIATRICS		1	4	80%	5
FLORIDA DEPARTMENT OF HEALTH IN SARASOTA COUNTY		5			5
ST JOHNS BIOMEDICAL LAB		5			5
WHITE WILSON MEDICAL CENTER - FWB		1	4	80%	5
DANIEL M LIBBY MD PLLC		5			5
CLAY PRIMARY & FAMILY CARE LLC			5	100%	5
ST. PETERSBURG PEDIATRICS			5	100%	5
UPMC HEALTH SYSTEM		4	1	20%	5
FLAGLER HEALTH SERVICES INC			5	100%	5
NU WAVE MEDICAL CENTER			5	100%	5
WATERTOWN URGENT CARE PLLC		5			5
LEE MEMORIAL HEALTH SYSTEM		2	3	60%	5
FRANCES WARDE MEDICAL LABORATORY		2	3	60%	5
DEPARTMENT OF HEALTH AND HUMAN SERVICES LANSING			5	100%	5
MINNESOTA DEPARTMENT OF HEALTH PUBLIC HEALTH LABORATORY DIVISION	1		4	80%	5
MINUTE CLINIC DIAGNOSTIC OF NORTH CAROLINA		5			5
UNIVERSITY OF CHICAGO MEDICAL CENTER LAB			5	100%	5
PALM GARDEN OF SUN CITY			5	100%	5
WEST PACIFIC MEDICAL LABORATORY			5	100%	5
UT SOUTHWESTERN MEDICAL CENTER			5	100%	5
WOODHULL MEDICAL AND MENTAL HEALTH CTR		5			5
PINECREST PEDIATRICS GROUP LLC			5	100%	5
DOTHAN WEST FAMILY MEDICINE		3	2	40%	5
LAKE MARY HEALTH AND REHABILITATION CENTER		1	4	80%	5
NORTHPORT MEDICAL CENTER LAB		5			5
GRAND VILLA OF PALM COAST		5			5
PEDIATRICS OF ALTAMONTE		5			5
MEDEXPRESS URGENT CARE - BECKLEY CROSS		4	1	20%	5
MD NOW MEDICAL CENTER			5	100%	5
TERENCE B MITCHELL MD, INC			5	100%	5
ADVANCED URGENT CARE OF MARATHON		1	4	80%	5
WESTMINSTER SHORES			5	100%	5
WHEELER LABORATORY		4	1	20%	5
TANNER MEDICAL CENTER EAST AL		5			5
BROOKDALE NEW PORT RICHEY			5	100%	5
BEACH HOUSE		5			5

COVID-19: testing by laboratory

Data through Feb 10, 2021 verified as of Feb 11, 2021 at 09:25 AM

Data in this report are provisional and subject to change.

The numbers in the table below represent the number of Florida and non-Florida residents for whom test results were received by the Department of Health. A person can be tested by more than one laboratory and can have both positive and negative results. **Therefore, the sum of the numbers in each column will be larger than the total number of people tested.**

Reporting lab	Inconclusive	Negative	Positive	Percent positive	Total
URGENT CARE OF LONGWOOD			5	100%	5
CARE RESOURCE COMMUNITY HEALTH CENTERS INC		3	2	40%	5
EAST BANK HOSPITAL - UNIVERSITY OF MINNESOTA MEDICAL CENTER			5	100%	5
PHYSICIANS URGENT CARE BERRY FARMS		4	1	20%	5
KETTERING HEALTH			5	100%	5
MINUTECLINIC DIAGNOSTIC OF SC, LLC #7		3	2	40%	5
BAYSHORE LABORATORY		4	1	20%	5
PRECISION DIAGNOSTICS INC - NJ		5			5
CVS MINUTE CLINIC, LLC #22		4	1	20%	5
LPG PEDIATRICS AT CAPE CORAL		5			5
KEYSTONE REHABILITATION AND HEALTH CENTER		1	4	80%	5
ST. LUCIE COUNTY HEALTH DEPARTMENT		4	1	20%	5
COMMONS AT ORLANDO LUTHERAN TOWERS SNF			5	100%	5
MEDEXPRESS URGENT CARE MORGANTOWN		5			5
JOE DIMAGGIO CHILDREN'S HOSPITAL		1	4	80%	5
LABCORP UNSPECIFIED		5			5
CHAMPLAIN VALLEY PHYSICIANS HOSPITAL		3	2	40%	5
XRL SXF REF LAB		5			5
RELIANT IMMUNE DIAGNOSTICS			5	100%	5
HAVEN HOSPICE IN CHIEFLAND			5	100%	5
OHIO DEPARTMENT OF HEALTH			5	100%	5
AEL KNOXVILLE			5	100%	5
MINUTE CLINIC DIAGNOSTIC OF TEXAS, LLC		5			5
UNIVERSITY OF MIAMI MILLER SCHOOL OF MEDICINE			5	100%	5
FHPG FAMILY MEDICAL CENTER OF TAMPA BAY		1	4	80%	5
HENDRY REGIONAL CONVENIENT CARE CENTER			5	100%	5
LAKE NONA PEDIATRICS IN ASSOCIATION WITH NEMOURS		5			5
THE UNIVERSITY OF VERMONT MEDICAL CENTER		4	1	20%	5
CVS SC7556POCT WEST COLUMBIA		5			5
ORLANDO ORTHOPAEDIC CENTER		4	1	20%	5
ALPHADERA LABS, LLC			5	100%	5
LIVING WATERS MEDICAL CENTER			5	100%	5
MEDEXPRESS URGENT CARE - WILLIAMSPORT		4	1	20%	5
PRIME MEDICAL CARE, LLC		5			5
OMNICARE PHARMACY OFTEXAS 1, LP DBA OMNICARE		5			5
DES PLAINES CLINICAL LAB		2	3	60%	5
Kennedy University Hospital		5			5
FLORIDA PREMIER MEDICAL CARE PA			5	100%	5
APEX HOME HEALTH CARE		4	1	20%	5
LABS PLUS LLC		5			5
ELITE MD GROUP INC		1	4	80%	5
PRECISION LABS LLC		2	3	60%	5
FLORIDA HOSPITAL LAKE MARY		5			5
AUGUSTA HEALTH			5	100%	5
PM PEDIATRICS OF BAYSIDE PLLC		5			5
LEWIS COUNTY MANOR		5			5
CVS MINUTE CLINIC DIAG OF IND LLC #5206		4	1	20%	5

COVID-19: testing by laboratory

Data through Feb 10, 2021 verified as of Feb 11, 2021 at 09:25 AM

Data in this report are provisional and subject to change.

The numbers in the table below represent the number of Florida and non-Florida residents for whom test results were received by the Department of Health. A person can be tested by more than one laboratory and can have both positive and negative results. **Therefore, the sum of the numbers in each column will be larger than the total number of people tested.**

Reporting lab	Inconclusive	Negative	Positive	Percent positive	Total
LAKE COUNTY DETENTION CENTER		3	2	40%	5
PREMIER FAMILY HEALTH PA			5	100%	5
CVS IN6654POCT INDIANAPOLIS		4	1	20%	5
OPTUMCARE FLORIDA, LLC		3	2	40%	5
MEDEXPRESS URGENT CARE PORT HURON		4	1	20%	5
URGENT CARE OF ERWIN		5			5
URGENT MED INC		3	2	40%	5
HEALTH AND WELLNESS CENTER			5	100%	5
GUTHRIE MEDICAL GROUP LABORATORIES		5			5
SV DIAGNOSTIC LAB			5	100%	5
Enterprise Health and Rehabilitation Center		5			5
CLEVELAND CLINIC MARTIN HEALTH NURSING & RESTORATIVE		5			5
ALL CHILDREN'S HOSPITAL DEPT OF GENERAL PEDIATRICS			5	100%	5
SANDGATE GARDENS REHAB & NURSING CENTER		3	2	40%	5
NORTH PINELLAS CHILDRENS MEDICAL CENTER INC			5	100%	5
RIO PINAR HEALTH CARE			5	100%	5
REHABILITATION CENTER AT JUPITER GARDENS		5			5
HILLSBOROUGH COUNTY HEALTH DEPARTMENT			5	100%	5
MINUTECLINIC DIAG OF IND LLC #6998		4	1	20%	5
FLORIDA PRIMARY & SPECIALTY CARE		5			5
DOCS URGENT CARE		1	4	80%	5
COVID RAPID LABS			5	100%	5
MINUTECLINIC DIAGNOSTIC OF TN PC #6363		5			5
MINUTECLINIC, LLC #03965		5			5
AMERICAN MEDICAL RESPONSE - DENVER		2	3	60%	5
MEDEXPRESS URGENT CARE - GLENDALE		5			5
COOPER HOSPITAL/UNIVERSITY MEDICAL		5			5
RAYMOND BASRI MD		5			5
MEDEXPRESS URGENT CARE-NESHANNOCK TWP		4	1	20%	5
CENTREX CLINICAL LABS INC		5			5
MEDEXPRESS URGENT CARE - CLARKSBURG		5			5
MEDICAL CENTER OF BLOUNTSTOWN			5	100%	5
FLORIDA PRIMARY CARE AND SPORTS MEDICINE INC		2	3	60%	5
NELSON BIOLOGICAL			5	100%	5
ADVENTHEALTH CAR CENTER APOPKA			5	100%	5
EDWARD S BENNETT MD PLLC		5			5
MD NOW MEDICAL CENTER INC			5	100%	5
SUTTER TRACY COMMUNITY HOSPITAL			5	100%	5
COLUMBIA MEMORIAL HOSPITAL LABORATORY		5			5
WAKEMED		1	4	80%	5
ST CLOUD COMPOUNDING PHARMACY & WELLNESS CENTER		5			5
WILSON PEDIATRICS			5	100%	5
APOLLO GARDENS RETIREMENT RESIDENCE CARE		5			5
BROWNE MEDICAL LLC		3	2	40%	5
MINUTECLINIC DIAGNOSTIC OF OHIO #7790		3	2	40%	5
FLORIDA DEPARTMENT OF HEALTH - INVERNESS		3	2	40%	5
MEDEXPRESS URGENT CARE MURRYSVILLE		3	2	40%	5

COVID-19: testing by laboratory

Data through Feb 10, 2021 verified as of Feb 11, 2021 at 09:25 AM

Data in this report are provisional and subject to change.

The numbers in the table below represent the number of Florida and non-Florida residents for whom test results were received by the Department of Health. A person can be tested by more than one laboratory and can have both positive and negative results. **Therefore, the sum of the numbers in each column will be larger than the total number of people tested.**

Reporting lab	Inconclusive	Negative	Positive	Percent positive	Total
GULF COAST PEDIATRICS OF SARASOTA PA		1	4	80%	5
JUPITER ISLAND MEDICAL CLINIC INC		5			5
UCF STUDENT HEALTH SERVICES LABORATORY		2	3	60%	5
UNIVERSITY OF MIAMI MILLER SCHOOL			5	100%	5
INFECTION CONTROL/ EMPHEALTH		3	2	40%	5
UNIVERSITY OF MIAMI / SCCC RESEARCH LABORATORY			5	100%	5
FLORIDA CLINICAL LABORATORY - BIOREFERENCE LABORATORIES		2	3	60%	5
ANYLABTEST NOW			5	100%	5
RUSH UNIVERSITY MEDICAL CENTER LABORATORY			5	100%	5
NOVANT HEALTH UVA		2	3	60%	5
GULF COAST VETERANS HCS PANAMA CITY OPC		5			5
MINUTECLINIC DIAGNOSTIC OF PENNSYLVANIA, LLD #1545		5			5
FINLAY		1	4	80%	5
ABSOLUTE HEALTH INTERNAL MEDICINE AND PEDIATRICS		2	3	60%	5
CAREHERE LCS- EUSTIS			5	100%	5
PUTNAM HOSPITAL CENTER LABORATORY		5			5
MINUTE CLINIC DIAGNOSTIC OF TN PC #64		5			5
EGL GENETICS DIAGNOSTICS			5	100%	5
QUINTON MEMORIAL HEALTH CARE CENTER		5			5
URGENT TEAM - NASHVILLE		5			5
DIXIE COUNTY EMERGENCY SERVICES			5	100%	5
HELIX KH UC			5	100%	5
PATIENT FIRST - LEESBURG			5	100%	5
RIVERVIEW ALF OPERATOR LLC			5	100%	5
MINUTECLINIC, LLC #1492		5			5
TULLAHOMA HMA, LLC		4	1	20%	5
GOOD SAMARITAN MEDICAL CENTER			5	100%	5
ACCESS RECOVERY SOLUTIONS LLC			4	100%	4
SOUTHEASTERN REGIONAL MEDICAL CENTER			4	100%	4
DEVEREUX FLORIDA CHILDRENS CENTER			4	100%	4
MINUTE CLINIC INCORPORTE		4			4
DISCOVERY VILLAGE AT STUART		1	3	75%	4
CONSULATE HEATH CARE AT WEST ALTAMONTE			4	100%	4
DISCOVERY VILLAGE AT DEERWOOD			4	100%	4
BOND & STEELE CLINIC PA D/B/A BOND CLINIC PA		4			4
MEDEXPRESS URGENT CARE - TULSA, S YALE AVE		4			4
CVS GA2236POCT WOODSTOCK		4			4
MEDEXPRESS URGENT CARE - FREDERICK		4			4
INTEGRATED FAMILY MEDICAL CENTER			4	100%	4
IMIC INC RESEARCH			4	100%	4
ACCENT PHYSICIAN SPECIALISTS PA		4			4
ManorCare Rehabilitation Center- Decatur		4			4
FIFTH AVENUE PEDIATRICS		3	1	25%	4
CORIZON HEALTH INC			4	100%	4
MINUTECLINIC DIAGNOSTIC OF VIRGINIA, LLC #255		4			4
AHC of Mckenzie		4			4
WINTER PARK INTERNAL MEDICINE MD PA		3	1	25%	4

COVID-19: testing by laboratory

Data through Feb 10, 2021 verified as of Feb 11, 2021 at 09:25 AM

Data in this report are provisional and subject to change.

The numbers in the table below represent the number of Florida and non-Florida residents for whom test results were received by the Department of Health. A person can be tested by more than one laboratory and can have both positive and negative results. **Therefore, the sum of the numbers in each column will be larger than the total number of people tested.**

Reporting lab	Inconclusive	Negative	Positive	Percent positive	Total
SOMA MEDICAL CENTER PA			4	100%	4
BOONE DRUG & HEALTHCARE AT DEERFIELD			4	100%	4
Sunrise Health and Rehabilitation Center			4	100%	4
MINUTE-CLINIC DIAGNOSTIC OF VIRGINIA,		4			4
GENUS DIAGNOSTICS			4	100%	4
Casa Mora Rehabilitation & Extended Care		4			4
Millennium Nursing & Rehab Center		4			4
PHYSICIANS QUALITY CARE			4	100%	4
MEDICAL CENTER ENTERPRISE			4	100%	4
MINUTECLINIC DIANOSTIC OF VIRGINIA, LL		3	1	25%	4
GASTROENTEROLOGY ASSOC OF PENSACOLA, PA		2	2	50%	4
PARADIGM LABORATORIES			4	100%	4
ASCENDI HOME HEALTH AGENCY INC			4	100%	4
FAMILY MEDICINE AT WINTER PARK			4	100%	4
CELAL GUROL ERBAY, MD			4	100%	4
MINUTECLINIC, DIAGNOSTIC OF TEXAS, LL		4			4
STEUBEN COUNTY PUBLIC HEALTH		4			4
CAREATC INC BRANDON	1	3			4
JS HEALTHCARE INC		4			4
MINUTECLINIC DIAGNOSTIC OF MAINE, LLC		2	2	50%	4
QUALITY MEDICAL CARE			4	100%	4
MAINE DEPARTMENT OF HEALTH AND HUMAN SERVICES			4	100%	4
MINUTECLINIC, LLC #1470		4			4
COMPUNET CLINICAL LAB			4	100%	4
CAPITAL HEALTH LABORATORY INC			4	100%	4
URGENT CARE - OCONEE		2	2	50%	4
FLORIDA CANCER SPECIALISTS AND RESEARCH		2	2	50%	4
PILGRIM PHARMACY INC		4			4
CAREWELL URGENT CARE			4	100%	4
INDUSTRY LAB DIAGNOSTIC PARTNERS			4	100%	4
AFFINITY URGENT CARE			4	100%	4
MINUTECLINIC, LLC #4682		2	2	50%	4
COVID TESTING LLC			4	100%	4
PEACEHEALTH LABORATORIES		3	1	25%	4
HOME DOCS		2	2	50%	4
BENEVA LAKES HEALTHCARE & REHAB CENTER			4	100%	4
WYOMING PUBLIC HEALTH LAB			4	100%	4
BIRMINGHAM VAMC		1	3	75%	4
MINUTECLINIC DIAGNOSTIC OF VIRGINIA, LLC #1656		4			4
MEDICINE SHOPPE #1306 THE		3	1	25%	4
MINUTECLINIC, LLC #5707		4			4
ALASKA PUBLIC HEALTH LAB		1	3	75%	4
MINUTECLINIC, LLC, DBA MINUTECLINIC #6		4			4
SONIC REFERENCE LABORATORY			4	100%	4
COMMUNITY HEALTH CENTER OF WEST PALM BEACH			4	100%	4
MCKENZIE-WILLAMETTE MEDICAL CENTER LAB		4			4
IMMUNOGENOMICS LLC		1	3	75%	4

COVID-19: testing by laboratory

Data through Feb 10, 2021 verified as of Feb 11, 2021 at 09:25 AM

Data in this report are provisional and subject to change.

The numbers in the table below represent the number of Florida and non-Florida residents for whom test results were received by the Department of Health. A person can be tested by more than one laboratory and can have both positive and negative results. **Therefore, the sum of the numbers in each column will be larger than the total number of people tested.**

Reporting lab	Inconclusive	Negative	Positive	Percent positive	Total
MINUTECLINIC DIAGNOSTIC OF RHODE ISLAN		4			4
THE DOCTORS CENTER HEALTHCARE-SOUTHSIDE		1	3	75%	4
BELLIN HEALTH LAB		1	3	75%	4
COMMUNITY PHYSICIANS OF NORTH PORT PA			4	100%	4
NEMOURS CHILDREN'S CLINIC			4	100%	4
PRINCETON BMC LABORATORY		4			4
ELITE MEDICAL CENTER			4	100%	4
GENTLE HANDS MOBILE PHLEBOTOMY			4	100%	4
LAFAYETTE NURSING AND REHAB			4	100%	4
MD NOW URGENT CARE - DELRAY WEST			4	100%	4
PALMS WEST HOSPITAL			4	100%	4
MEDEXPRESS URGENT CARE LAVALE		4			4
SOUTHWESTERN REGIONAL MEDICAL CENTER - TULSA		4			4
Grace Rehabilitation of Vero Beach		4			4
CELEBRATION PEDIATRICS			4	100%	4
MEDEXPRESS URGENT CARE - PRINCETON		4			4
HAMPTON ALF AT 24TH ROAD LLC			4	100%	4
Heartland of Boynton Beach			4	100%	4
CAPTAIN JAMES A. LOVELL FEDERAL HEALTHCARE CENTER			4	100%	4
MEDEXPRESS URGENT CARE - SOUTH PARKERSBURG		4			4
FCHC (OB)-DARWIN SQUARE CTR.			4	100%	4
REDMED OF CROSSTOWN		1	3	75%	4
CVS OH3080POCT HUBER HEIGHTS		4			4
SIGNATURE CARE MONTROSE		2	2	50%	4
COVENIENT CARE MEDICAL CLINIC			4	100%	4
VITAL CARE URGENT CARE			4	100%	4
SUNRISE SENIOR LIVING OF JACKSONVILLE			4	100%	4
MEDEXPRESS URGENT CARE - MARKHAM STREE		3	1	25%	4
MC DIAGNOSTIC OF CONNECTICUT, PC #1043		4			4
MASSASHUSETTS STATE LAB INSTITUTE		1	3	75%	4
CAYUGA COUNTY HEALTH DEPARTMENT		3	1	25%	4
UNC HOSPITAL/MCLENDON CLINICAL LABORATORIES			4	100%	4
MINUTECLINIC DIAGNOSTIC OF VIRGINIA		4			4
ST BARNABAS HOSPITAL		4			4
UF HEALTH PATHOLOGY LABORATORIES			4	100%	4
ROAN DRUG COMPANY LLC		4			4
LEMOYNE COLLEGE WELLNESS CENTER FOR		4			4
ADVANCED PEDIATRICS OF BOCA LLC			4	100%	4
PRIMECARE		2	2	50%	4
PALM BEACH CANCER INSTITUTE			4	100%	4
LIFE CARE HOME HEALTH SERVICES LLC		1	3	75%	4
SIGNATURE CARE EMERGENCY CENTER		2	2	50%	4
CLINICAL LABORATORIES OF THE BUFFALO		3	1	25%	4
MARION AND BERNARD L SAMSON NURSING CENTER			4	100%	4
MEMORIAL HEALTHCARE SYSTEM		1	3	75%	4
NOT GIVEN		1	3	75%	4
MEDLAB INC		4			4

COVID-19: testing by laboratory

Data through Feb 10, 2021 verified as of Feb 11, 2021 at 09:25 AM

Data in this report are provisional and subject to change.

The numbers in the table below represent the number of Florida and non-Florida residents for whom test results were received by the Department of Health. A person can be tested by more than one laboratory and can have both positive and negative results. **Therefore, the sum of the numbers in each column will be larger than the total number of people tested.**

Reporting lab	Inconclusive	Negative	Positive	Percent positive	Total
EASTERN FLORIDA STATE COLLEGE - PALM BAY CAMPUS□			4	100%	4
MAILBOX DIAGNOSTICS		2	2	50%	4
MONTANA DEPARTMENT OF PUBLIC HEALTH & HUMAN SERVICES			4	100%	4
MEDEXPRESS URGENT CARE - MOUNTAIN HOME		3	1	25%	4
MEDEXPRESS URGENT CARE PLEASANT HILLS		3	1	25%	4
MEMORIAL HEALTH CARE SYSTEMS			4	100%	4
MEDEXPRESS URGENT CARE - MBURG COMMONS		4			4
MINUTECLINIC DIAGNOSTIC OF WISCONSIN, LLC		4			4
POWERS PEDIATRICS			4	100%	4
CHILDREN'S MEDICAL GROUP		4			4
SHARP MEMORIAL HOSPITAL MICROBIOLOGY DEPT			4	100%	4
THE LITTLE CLINIC			4	100%	4
EXPRESS TEST			4	100%	4
SARASOTA MEDICAL CENTER			4	100%	4
BAPTIST HEALTH URGENT CARE AT PLANTATION		3	1	25%	4
CVS MINUTE CLINIC DIAGNOSTIC OF TEXAS		3	1	25%	4
SANFORD SOUTH UNIVERSITY		4			4
SunTerrace Health Care Center		3	1	25%	4
MONROE COUNTY DEPT OF PUBLIC HEALTH ST		4			4
DYNACARE LABORATORIES			4	100%	4
MERCY URGENT CARE			4	100%	4
GEORGE E WEEMS MEMORIAL HOSPITAL LAB		3	1	25%	4
MINUTECLINIC, LLC #1796		3	1	25%	4
TARPON SPRINGS PEDIATRICS, LLC			4	100%	4
CAREWELL 202			4	100%	4
BETHPAGE EXTENDED HOURS CENTER		4			4
FLORENCE - HUNTSVILLE HOSPITAL URGENT CARE		3	1	25%	4
KENTUCKY CABINET FOR HEALTH AND FAMILY SERVICES			4	100%	4
FISHERMEN'S HOSPITAL			4	100%	4
MIZELL MEMORIAL HOSPITAL			4	100%	4
ADVENTHEALTH MEDICAL GROUP PEDIATRIC & ADOLESCENT		3	1	25%	4
MEDEXPRESS URGENT CARE - WEIRTON		4			4
JUPITER CLINIC			4	100%	4
BARTON MEMORIAL HOSPITAL		3	1	25%	4
ARKANSAS DEPARTMENT OF HEALTH			4	100%	4
MEDEXPRESS URGENT CARE - BLUEFIELD		3	1	25%	4
UNIVERSITY OF WASHINGTON MEDICAL CENTER (UWMC) EMERGENCY DEPT.			4	100%	4
MEDEXPRESS URGENT CARE, FAIRMONT		4			4
DERMATOLOGY SPECIALISTS OF FL - DR. JON WARD			4	100%	4
PANCARE HEALTH - ALTHA PUBLIC			4	100%	4
MIAMI COMMUNITY HEALTH CENTER INC		1	3	75%	4
CVS NV9841POCT RENO		2	2	50%	4
PHYSICIANS IMMEDIATE CARE ELGIN			4	100%	4
DTR LABS		3	1	25%	4
DEPARTMENT OF HEALTH/ NEW YORK			4	100%	4
ST CHARLES BEND LABORATORY		3	1	25%	4
UNION CITY MANOR NURSING CENTER		4			4

COVID-19: testing by laboratory

Data through Feb 10, 2021 verified as of Feb 11, 2021 at 09:25 AM

Data in this report are provisional and subject to change.

The numbers in the table below represent the number of Florida and non-Florida residents for whom test results were received by the Department of Health. A person can be tested by more than one laboratory and can have both positive and negative results. **Therefore, the sum of the numbers in each column will be larger than the total number of people tested.**

Reporting lab	Inconclusive	Negative	Positive	Percent positive	Total
ST. MARY'S HOSPITAL			4	100%	4
CAREATC, INC.			4	100%	4
ADVENTHEALTH NEW SMYRNA BEACH COMMUNITY HEALTH			4	100%	4
EMORY UNIVERSITY HOSPITAL		1	3	75%	4
FLORIDA HOSPITAL ALTAMONTE		2	2	50%	4
PDL PHARMACY CORP			4	100%	4
PANCARE HEALTH - PONCE DE LEON			4	100%	4
MINUTECLINIC DIAGNOSTIC OF KENTUCKY		4			4
FLORIDA HEALTHCARE OF ORLANDO			4	100%	4
STATCARE URGENT & WALK IN MEDICAL CARE		2	2	50%	4
State Lab Unspecifd			4	100%	4
ARCPPOINT LABS OF FORT LAUDERDALE, FL CENTRAL		1	3	75%	4
FLORIDA HEALTH CARE PLANS STIRLING CENTER			4	100%	4
AURORA BAYCARE UROLOGY			4	100%	4
COURTYARD GARDENS OF BOYNTON BEACH, LLC		1	3	75%	4
Westminster Manor		3	1	25%	4
REHABILITATION CENTER OF WINTER PARK,THE			4	100%	4
NEULIFE NEUROLOGICAL SERVICES LLC			4	100%	4
LATCHER LABORATORY OF A O FOX MEMORIAL		2	2	50%	4
FAMILY TREE PRIMARY CARE		3	1	25%	4
CVS OH2543POCT CANFIELD		4			4
MINUTECLINIC DIAG OF IND LLC #8651		3	1	25%	4
MINUTECLINIC DIAG OF IND, LLC #6697		4			4
MEDEXPRESS - NEW CASTLE, DUPONT HWY		4			4
AHC Decatur County		4			4
MEDEXPRESS - NEWARK		4			4
CVS NJ836POCT RUNNEMEDE		4			4
HARBORCHASE OF VILLAGES CROSSING			4	100%	4
BAPTIST HEALTH MEDICAL CENTER			4	100%	4
MEDEXPRESS URGENT CARE - SOMERSET TOWNSHIP		4			4
THONOTOSASSA COMMUNITY HEALTH CENTER		1	3	75%	4
CVS OH2342POCT WEST CHESTER		3	1	25%	4
THE OASIS ALF		4			4
MEDEXPRESS URGENT CARE - YORK		1	3	75%	4
MEDEXPRESS URGENT CARE SHADYSIDE		3	1	25%	4
PHYSICIANS IMMEDIATE CARE AURORA			4	100%	4
SJH			4	100%	4
PANCARE HEALTH YOUNGSTOWN			4	100%	4
MINUTE CLINIC OF KANSAS PA		1	3	75%	4
MD ANDERSON			4	100%	4
TALLAHASSEE MEMORIAL HEALTHCARE			4	100%	4
EPI			4	100%	4
L3HARRIS FAMILY MEDICAL CENTER			4	100%	4
CARE ONE PRIMARY CARE			4	100%	4
PM PEDIATRICS OF SELDEN PLLC		4			4
VIDANT MEDICAL CENTER			4	100%	4
CALUSA HARBOUR			4	100%	4

COVID-19: testing by laboratory

Data through Feb 10, 2021 verified as of Feb 11, 2021 at 09:25 AM

Data in this report are provisional and subject to change.

The numbers in the table below represent the number of Florida and non-Florida residents for whom test results were received by the Department of Health. A person can be tested by more than one laboratory and can have both positive and negative results. **Therefore, the sum of the numbers in each column will be larger than the total number of people tested.**

Reporting lab	Inconclusive	Negative	Positive	Percent positive	Total
CARENOW URGENT CARE - WINTER SPRINGS		3	1	25%	4
MINUTE CLINIC DIAGNOSTIC MED GRP		3	1	25%	4
CVS NJ617POCT CEDAR GROVE		4			4
GRAND AVE PHARMACY			4	100%	4
TRIDENT BIOMETRICS		3	1	25%	4
PRL NYC PANDEMIC RESPONSE LAB			4	100%	4
ST PETE DIRECT PRIMARY CARE		2	2	50%	4
CVS TX7821POCT LEAGUE CITY		4			4
SYNEXUS CLINICAL RESEARCH US INC		2	2	50%	4
ABSOLUTE HEALTH		4			4
FLORIDA MEDICAL ASSOCIATES LLC			4	100%	4
FAMILY MEDICINE AT WATERMAN		4			4
CVS OH3476POCT TIPP CITY		4			4
Crowne Health Care of Montgomery		4			4
MEDEXPRESS URGENT CARE - KOKOMO		4			4
Park Ridge Nursing Center		3	1	25%	4
FRESENIUS KIDNEY CARE SOUTH ORLANDO			4	100%	4
CVS NY491POCT JACKSON HEIGHTS		4			4
NAVAL MEDICAL CENTER SAN DIEGO			4	100%	4
LEON MEDICAL CENTERS, LLC			4	100%	4
MEDEXPRESS URGENT CARE - TEAYS VALLEY		3	1	25%	4
LEVY COUNTY SHERRIF'S DEPT			4	100%	4
Health Care Center of Jacksonville			4	100%	4
Metro West Nursing and Rehab			4	100%	4
DEPARTMENT OF HEALTH AND HUMAN SERVICES		2	2	50%	4
GENEVA GENERAL HOSPITAL LABORATORY		3	1	25%	4
JOHN T MACKAY MD			4	100%	4
MEDEXPRESS URGENT CARE - SUMMERSVILLE, WEBSTER RD		4			4
CARENOW URGENT CARE - CENTRAL AUSTIN		1	3	75%	4
MINUTE CLINIC #8979		4			4
CARENOW URGENT CARE-HERMITAGE			4	100%	4
ADVICE FOR OPTIMAL WELLNESS		2	2	50%	4
COMPASSION PEDIATRICS			4	100%	4
WESLEY CHAPEL INTERNAL MEDICINE AND PEDIATRICS			4	100%	4
RELIANT ACUTE CARE			4	100%	4
CENTERPLACE HEALTH, INC			4	100%	4
INFINITI LABS INC			4	100%	4
DEPARTMENT OF PATHOLOGY ROME MEMORIAL		3	1	25%	4
BAYLOR ESOTERIC AND MOLECULAR LAB			4	100%	4
INTERMARKET FACILITY			4	100%	4
PERSONAL PHYSICIAN CARE PA			4	100%	4
THE RETREAT AT PORT ORANGE			4	100%	4
MEDEXPRESS URGENT CARE - LOGAN		4			4
FAMILY TREE DNA			4	100%	4
SCIENCE CARE			4	100%	4
KEY WEST URGENT CARE, INC		3	1	25%	4
HEALTHY MINORS PEDIATRIC URGENT CARE		4			4

COVID-19: testing by laboratory

Data through Feb 10, 2021 verified as of Feb 11, 2021 at 09:25 AM

Data in this report are provisional and subject to change.

The numbers in the table below represent the number of Florida and non-Florida residents for whom test results were received by the Department of Health. A person can be tested by more than one laboratory and can have both positive and negative results. **Therefore, the sum of the numbers in each column will be larger than the total number of people tested.**

Reporting lab	Inconclusive	Negative	Positive	Percent positive	Total
EXPRESS TESTING-ONE			4	100%	4
PEDIATRICS IN BREVARD-COCOA BEACH		2	2	50%	4
COMPREHENSIVE CLINICAL RESEARCH, LLC			4	100%	4
PELICAN LANDING		1	3	75%	4
CVS NC6402POCT DAVIDSON		2	2	50%	4
ADVENT HEALTH - TUSKAWILLA		4			4
WALGREENS #07034		4			4
TRUE HEALTH- HOFFNER		3	1	25%	4
INTRACOASTAL LABS INC		4			4
ELITE CARE			4	100%	4
Signature Healthcare of Savannah		4			4
ASCENSION ST VINCENT'S MEDICAL CENTER		3	1	25%	4
REFUGE A HEALING PLACE, THE			4	100%	4
CRESTAR LABS		2	2	50%	4
MEDEXPRESS URGENT CARE - FORT WORTH S		3	1	25%	4
HARBOUR ISLAND PEDIATRICS LLC			4	100%	4
LAKE FOREST PARK OP CO LLC		4			4
GUTHRIE MEDICAL GROUP - CORNING		3	1	25%	4
CAPE COD HOSPITAL			4	100%	4
WILLIAM A HINTON STATE LABORATORY INSTITUTE		1	3	75%	4
COMPASSION PEDIATRIC URGENT CARE LLC			4	100%	4
PORT ORANGE NURSING & REHAB			4	100%	4
FHCP - ORMOND BEACH			4	100%	4
CVS MA2172POCT NORTH GRAFTON		4			4
FLORIDA HEART AND VASCULAR			4	100%	4
DEACONESS HOSPITAL			4	100%	4
OMNICARE PHARMACY OF TEXAS 1		4			4
OKLAHOMA STATE UNIVERSITY DIAGNOSTIC LAB			4	100%	4
ALVARO J DANGOND MD PA		4			4
Advanced Care Center			4	100%	4
CALIFORNIA DEPARTMENT OF PUBLIC HEALTH			4	100%	4
AIREVAC INTERNATIONAL		4			4
MINUTECLINIC DIAGNOSTIC MED GRP OF CA		3	1	25%	4
OVIEDO CHILDRENS HEALTH CENTER LLC		1	3	75%	4
DIAGNOSTIC & MEDICAL SPECIALISTS OF GREENWICH		2	2	50%	4
ENCOMPASS HOME HEALTH		4			4
CVS TN7698POCT KNOXVILLE		4			4
BIOTEST PLASMA CENTER		4			4
DIAMOND SPEEDWAY DIALYSIS		1	3	75%	4
MEASE CONTINUING CARE		2	2	50%	4
ALLIANCE PEDIATRICS PA			4	100%	4
MARSHFIELD LABORATORIES			4	100%	4
REELFOOT FAMILY WALK IN CLINIC		3	1	25%	4
USCG SECTOR ST PETE		1	3	75%	4
CELERION			4	100%	4
HEALTHCARE NETWORK OF SOUTHWEST FLORIDA			4	100%	4
APOPKA FAMILY HEALTH CENTER		3	1	25%	4

COVID-19: testing by laboratory

Data through Feb 10, 2021 verified as of Feb 11, 2021 at 09:25 AM

Data in this report are provisional and subject to change.

The numbers in the table below represent the number of Florida and non-Florida residents for whom test results were received by the Department of Health. A person can be tested by more than one laboratory and can have both positive and negative results. **Therefore, the sum of the numbers in each column will be larger than the total number of people tested.**

Reporting lab	Inconclusive	Negative	Positive	Percent positive	Total
MEDEXPRESS URGENT CARE HUNTINGTON		4			4
MINUTECLINIC DIAG OF IND, LLC #10190		4			4
Oakwood - North Baldwins Center for Living		4			4
CARENOW-LEBANON		1	2	67%	3
CALLE OCHO DIALYSIS			3	100%	3
GADSDEN COUNTY HEALTH DEPARTMENT			3	100%	3
GARCIA MORALES NELSON			3	100%	3
CVS NY549POCT RIDGEWOOD		1	2	67%	3
NORTH DAKOTA DEPT OF HEALTH MICROBIOLOGY		1	2	67%	3
LOUISIANA DEPT. OF HEALTH AND HOSPITALS-INFECTIOUS DISEASE EPI SECTION			3	100%	3
CVS MINUTE CLINIC DIAG OF IND, LLC #6549		3			3
CVS GA3766POCT DACULA		1	2	67%	3
LEXINGTON MEDICAL CENTER		1	2	67%	3
CVS MINUTE CLINIC DIAGNOSTIC MED GRP OF CAL		3			3
CLINICAL CARE ASSOCIATES, INC			3	100%	3
CVS IN6605POCT INDIANAPOLIS		2	1	33%	3
SUMNER REGIONAL MEDICAL CENTER		2	1	33%	3
NATURE COAST PRIMARY CARE LAB LLC			3	100%	3
MINUTECLINIC, LLC #09202		2	1	33%	3
PARRISH MEDICAL CENTER-WAIVED TESTING		3			3
MEDEXPRESS URGENT CARE - NORTH LITTLE		2	1	33%	3
QUALITY LABORATORY SERVICE		2	1	33%	3
UNIVERSITY OF KANSAS MEDICAL CENTER			3	100%	3
MEDEXPRESS URGENT CARE- FORT WORTH N T		3			3
MEDEXPRESS URGENT CARE-HERSHEY		2	1	33%	3
BEECHTREE MOLECULAR LAB LLC			3	100%	3
COVENANT PEDIATRICS		1	2	67%	3
MEDEXPRESS URGENT CARE-SCOTT TOWNSHIP		3			3
ERIE COUNTY PUBLIC HEALTH CLINICAL		3			3
MEDEXPRESS URGENT CARE - WALDORF, CRAIN HWY		3			3
HIALEAH SHORES NURSING AND		2	1	33%	3
PRISMA HEALTH MIDLANDS			3	100%	3
Kennedy University Hospital -Wash Twp L		3			3
BOLING, STEPHANIE		3			3
WINCHESTER MEDICAL CENTER			3	100%	3
ANN STORCK CENTER INC		3			3
COMMUNITY MEDICAL CENTER			3	100%	3
MODMD LABORATORY		3			3
LITTLE SPURS PEDIATRIC URGENT CARE		1	2	67%	3
CENTRAL DUPAGE HOSPITAL			3	100%	3
CHURCH OF SCIENTOLOGY FLAG SERVICE ORGANIZATION		2	1	33%	3
SARASOTA PERSONAL MEDICINE		2	1	33%	3
BNR PHARMACY INC		3			3
NEBRASKA DEPARTMENT OF HEALTH AND HUMAN SERVICES			3	100%	3
VELOCITY CARE			3	100%	3
DOCTORS HOSPITAL RENAISSANCE			3	100%	3
QUEST DIAGNOSTICS PSC			3	100%	3

COVID-19: testing by laboratory

Data through Feb 10, 2021 verified as of Feb 11, 2021 at 09:25 AM

Data in this report are provisional and subject to change.

The numbers in the table below represent the number of Florida and non-Florida residents for whom test results were received by the Department of Health. A person can be tested by more than one laboratory and can have both positive and negative results. **Therefore, the sum of the numbers in each column will be larger than the total number of people tested.**

Reporting lab	Inconclusive	Negative	Positive	Percent positive	Total
BROOME COUNTY HEALTH DEPARTMENT		2	1	33%	3
CROSSVILLE MEDICAL GROUP		1	2	67%	3
STRINGFELLOW MEMORIAL HOSPITAL		3			3
FLORIDA LABORATORY ANALYSIS, LLC			3	100%	3
ARTHREX MEDICAL CENTER EAST			3	100%	3
WYOMING DEPT OF HEALTH			3	100%	3
Lakeview Village		3			3
MEDEXPRESS URGENT CARE - HOLLINS		3			3
SOUTH MIAMI HOSPITAL			3	100%	3
NC STATE LABORATORY OF PUBLIC HEALTH		3			3
WEST TN HEALTH MED NORTH		3			3
TARRANT COUNTY PUBLIC HEALTH		3			3
FLORIDA MEDICAL CLINIC -INTERNAL MED DADE CITY			3	100%	3
SPRING LAKE REHABILITATION CENTER			3	100%	3
CITY OF NAPLES FIRE RESCUE		3			3
FLORIDA MENTOR-POINT WEST CLUSTER		3			3
CTRS			3	100%	3
NEOGENOMICS LABORATORIES, INC		3			3
GRAND VILLA OF LAKELAND		3			3
WINDER NURSING INC DBA WINDER HEALTH CARE		3			3
LAURELLWOOD NURSING CENTER		1	2	67%	3
CVS SC1540POCT MYRTLE BEACH		2	1	33%	3
BNC Medical Investors, LLC Berrien Nursing & Rehabilitation Center		3			3
WAL-MART STORES EAST LP		2	1	33%	3
MEDEXPRESS URGENT CARE NORWIN		3			3
MEDEXPRESS - WILMINGTON CONCORD PIKE		2	1	33%	3
FLORIDA HOSPITAL PHYSICIANS GROUP		1	2	67%	3
MINUTECLINIC DIAG OF IND LLC #1367		3			3
Broadview Multi-Care Center		3			3
CLINICAL ASSOCIATES OF ORLANDO LLC		3			3
STONE CLINICAL LABORATORIES OF FL LLC		3			3
BAPTIST HOSPITAL EMPLOYEE HEALTH OFF			3	100%	3
PROMPT CARE OF CENTRAL FLORIDA LLC			3	100%	3
SOFTLAB			3	100%	3
BERGEN NEW BRIDGE M		3			3
ADVANCED URGENT CARE CENTER OF THE UPPER KEYS		1	2	67%	3
CVS OH3393POCT AURORA		2	1	33%	3
WELLMED AT APOLLO BEACH BLVD		1	2	67%	3
FLAGLER FAMILY MEDICINE PA			3	100%	3
DOC PAM PA		2	1	33%	3
BAPTIST OUTPATIENT SERVICES			3	100%	3
CVS HEALTH, #2043		3			3
MINUTECLINIC MINUTECLINIC #921		3			3
TRANSPLANT GENOMICS INC (EUROFINS)		3			3
SUMMIT MEDICAL GROUP - WEST ORANGE		3			3
ADVENTHEALTH SEBRING- INFECTION CONTROL DEPARTMENT			3	100%	3
LOCH HAVEN PEDIATRICS			3	100%	3

COVID-19: testing by laboratory

Data through Feb 10, 2021 verified as of Feb 11, 2021 at 09:25 AM

Data in this report are provisional and subject to change.

The numbers in the table below represent the number of Florida and non-Florida residents for whom test results were received by the Department of Health. A person can be tested by more than one laboratory and can have both positive and negative results. **Therefore, the sum of the numbers in each column will be larger than the total number of people tested.**

Reporting lab	Inconclusive	Negative	Positive	Percent positive	Total
CELEBRATION PEDIATRICS PA			3	100%	3
SCHIFF CENTER FOR LIVER DISEASES		1	2	67%	3
MINUTECLINIC, LLC #1431		2	1	33%	3
HEPATOLOGY DIAGNOSTIC LAB			3	100%	3
SEMINOLE FAMILY HEALTH CENTER		3			3
LINCOLN MEDICAL CENTER		3			3
FLORIDA GASTROENTEROLOGY ASSOCIATES PA		3			3
ALABAMA DEPT PUBLIC HEALTH			3	100%	3
SUN TERRACE HEALTH CARE CENTER			3	100%	3
SSM HEALTH ST LOUIS MICROBIOLOGY LABORATORY		1	2	67%	3
EAST TENNESSEE CHILDREN'S HOSPITAL		2	1	33%	3
HUNT CLUB MEDICAL CARE			3	100%	3
Rutgers Health Rwj University Hospital - Laboratory		2	1	33%	3
MEDEXPRESS URGENT CARE-PASADENA		3			3
MARION COUNTY FIRE RESCUE		3			3
PEDIATRICS BY THE SEA JOG RD OFFICE			3	100%	3
UNIVERSITY OF MICHIGAN		2	1	33%	3
PINELLAS PARK HEALTH CENTER - PINELLAS CHD		1	2	67%	3
TAYLOR MANOR		1	2	67%	3
BETTERMED URGENT CARE			3	100%	3
GUIDANCE / CARE CENTER, INC		3			3
CVS TX8387POCT AUSTIN		3			3
HELIX MEDICAL CENTERS		1	2	67%	3
FLORIDA HOSPITAL LABORATORIES		3			3
MUNSON MEDICAL CENTER			3	100%	3
MEDEXPRESS URGENT CARE, BELLE VERNON		3			3
LEE CONVENIENT CARE AT SUMMERLIN			3	100%	3
MEDEXPRESS URGENT CARE, CHAMBERSBURG		2	1	33%	3
Kroger 758 - The Little Clinic Providence		3			3
MINUTECLINIC #8760		3			3
BEEBE MEDICAL CENTER LABORATORY		3			3
CVS DC1340POCT WASHINGTON		3			3
YUSRA MEDICAL ASSOCIATES PA		1	2	67%	3
MENORAH MANOR			3	100%	3
MEDEXPRESS URGENT CARE - WICHITA, S SENECA ST		1	2	67%	3
CVS RI1717POCT 1 CVS DR			3	100%	3
SISD EMPLOYEE HEALTH CLINIC			3	100%	3
CVS MA394POCT SEEKONK		3			3
UNIVERISTY OF MIAMI			3	100%	3
US SPECIALTY LABS			3	100%	3
SMH PHYSICIAN SERVICES INC		3			3
COOPER UNIVERSITY HOSPITAL LABORATORY		2	1	33%	3
MINUTECLINIC DIAGNOSTIC OF OHIO #3407		3			3
PINELLAS POINT NURSING AND REHAB			3	100%	3
HILLVIEW LABORATORY			3	100%	3
COVID PROCESSING SITE			3	100%	3
CORTLAND REGIONAL MEDICAL CENTER		3			3

COVID-19: testing by laboratory

Data through Feb 10, 2021 verified as of Feb 11, 2021 at 09:25 AM

Data in this report are provisional and subject to change.

The numbers in the table below represent the number of Florida and non-Florida residents for whom test results were received by the Department of Health. A person can be tested by more than one laboratory and can have both positive and negative results. **Therefore, the sum of the numbers in each column will be larger than the total number of people tested.**

Reporting lab	Inconclusive	Negative	Positive	Percent positive	Total
GROVES CENTER			3	100%	3
THOMAS LANGLEY			3	100%	3
MEDEXPRESS URGENT CARE-CHIPPEWA		2	1	33%	3
MINUTE CLINIC, LLC #4650		3			3
FAMILY TREE MEDICAL GROUP PA		2	1	33%	3
Kroger 124 - The Little Clinic University		3			3
ASPEN VALLEY HOSPITAL			3	100%	3
BRADENTON PHYSICIAN MEDICAL CENTER			3	100%	3
Bainbridge Health and Rehab		3			3
PROGRESS PHARMACY INC			3	100%	3
KINGS BAY PEDIATRICS LLC			3	100%	3
GLADES COUNTY DETENTION CENTER			3	100%	3
Kroger 635 - The Little Clinic Dacula		3			3
PUBLIC HEALTH TRUST OF MIAMI DADE COUNTY			3	100%	3
REGIONAL MEDICAL LAB			3	100%	3
MEDEXPRESS URGENT CARE - WAXAHACHIE, N HIGHWAY 77		1	2	67%	3
COASTAL LABORATORIES OF FLORIDA			3	100%	3
FHPG TAMPA PRIMARY CARE			3	100%	3
MONTEFIORE MEDICAL CENTER LABS MONTEFIORE		2	1	33%	3
GRADY MEMORIAL HOSPITAL/MICRO			3	100%	3
Village on the Green			3	100%	3
MEDEXPRESS URGENT CARE - RICHMOND, W BROAD ST		3			3
NORTHERN LIGHT LABORATORY		1	2	67%	3
AUSTIN PUBLIC HEALTH			3	100%	3
GONZALEZ MD AND ASWAD MD HEALTH SERVICES			3	100%	3
UNITY HEALTH AND REHABILITATION CENTER			3	100%	3
MINUTECLINIC DIAGNOSTIC MED GRP OF SAN		3			3
MPG JACKSONVILLE ATLANTIC BLVD		1	2	67%	3
PEPIN ACADEMIES-PASCO		3			3
KISSIMMEE URGENT CARE		3			3
MINUTECLINIC DIAGNOSTIC OF WISCONSIN,		3			3
PATHOLOGY REFERENCE LAB LLC			3	100%	3
GREATER MOBILE URGENT CARE – SPRINGHILL			3	100%	3
HOUSTON METHODIST HOSPITAL			3	100%	3
Magnolia Health and Rehab Center			3	100%	3
MEDFIRST URGENT CARE			3	100%	3
BRANDON REGIONAL EMERGENCY CTR			3	100%	3
COASTAL SKIN SURGERY AND DERMATOLOGY PL		3			3
ORLANDO REGIONAL HEALTH SERVICES		1	2	67%	3
ASSOCIATES IN MEDICINE		1	2	67%	3
OHIO CVS STORES		3			3
CVS CT718POCT ANSONIA		3			3
IVY CREEK URGENT CARE OF ENTERPRISE			3	100%	3
Life Care Center of Citrus County		2	1	33%	3
MEDEXPRESS URGENT CARE-ARLINGTON		2	1	33%	3
MEDICAL CENTER OF THE ROCKIES			3	100%	3
MINUTE CLINIC LLC #10203		3			3

COVID-19: testing by laboratory

Data through Feb 10, 2021 verified as of Feb 11, 2021 at 09:25 AM

Data in this report are provisional and subject to change.

The numbers in the table below represent the number of Florida and non-Florida residents for whom test results were received by the Department of Health. A person can be tested by more than one laboratory and can have both positive and negative results. **Therefore, the sum of the numbers in each column will be larger than the total number of people tested.**

Reporting lab	Inconclusive	Negative	Positive	Percent positive	Total
CELEBRATION PRIMARY CARE ASSOCIATES LLC		3			3
MEDEXPRESS-HOUSTON EAST FWY		1	2	67%	3
ADVENT HEALTH MEDICAL GROUP FAMILY MEDICINE			3	100%	3
NORTH NAPLES HOSPITAL RESPIRATORY THERAPY DEPARTMENT			3	100%	3
MEADOWS AT CYPRESS GARDENS, THE		3			3
YATES COUNTY PUBLIC HEALTH		3			3
NORTH SHORE HOSP. INFECTION CONTROL			3	100%	3
ALOHA HOME CARE LLC DBA ACCENTCARE HOME HEALTH OF		3			3
HAVEN CUSTEAD CARE CENTER			3	100%	3
FELICIDAD MEDICAL CENTER INC			3	100%	3
COVANCE CLS			3	100%	3
ADVENT HEALTH - CENTRAL PASCO ER			3	100%	3
CORTLAND COUNTY HEALTH DEPARTMENT		3			3
CVS TN2179POCT MURFREESBORO		3			3
MOBIL LAB FOR ALL INC		3			3
YORK HOSPITAL - LABORATORY			3	100%	3
EMORY BENNETT VETERANS NURSING HOME		3			3
SOUTH LAKE FAMILY HEALTH CENTER			3	100%	3
LIVINGSTON COUNTY DEPT OF HEALTH REPRO			3	100%	3
VICAR'S LANDING NURSING HOME		2	1	33%	3
BRIGHAM AND WOMEN'S HOSPITAL			3	100%	3
MINUTECLINIC DIAGNOSTIC OF TEXAS LLC		2	1	33%	3
MAYO		1	2	67%	3
NEWSTAR MEDICAL LABORATORIES		3			3
PROHEALTH PRIMARY CARE - GLEN OAKS		3			3
FIRST CARE - MIDDLESBORO			3	100%	3
CLEARWATER		2	1	33%	3
NDX-CORE LAB			3	100%	3
CVS GA2147POCT KENNESAW		2	1	33%	3
CULLMAN REGIONAL MEDICAL CENTER		2	1	33%	3
GYN PATH SERVICES			3	100%	3
Centrastate Medical Center		2	1	33%	3
RHEA MEDICAL CENTER		3			3
SCRIPPS CLINIC MEDICAL			3	100%	3
MINUTECLINIC DIAG OF IND, LLC #6472		3			3
LIFEHOPE LABS			3	100%	3
CVS NC3319POCT CHARLOTTE		2	1	33%	3
INSPIRA MEDICAL CENTER VINELAND LAB		2	1	33%	3
NEMOURS CHILDRENS PRIMARY CARE HORIZON WEST			3	100%	3
SUNDALE NURSING HOME		3			3
Greystone Health Care Center		3			3
OHIO DEPARTMENT OF HEALTH LABORATORY		2	1	33%	3
OPTUM OF RED ROAD		3			3
BAYCARE MEDICAL GROUP, INC		3			3
LPG PEDIATRICS AT LEHIGH ACRES		2	1	33%	3
MINUTECLINIC DIAGNOSTIC OF PENNSYLVAN		2	1	33%	3
ST MARYS MEDICAL CENTER			3	100%	3

COVID-19: testing by laboratory

Data through Feb 10, 2021 verified as of Feb 11, 2021 at 09:25 AM

Data in this report are provisional and subject to change.

The numbers in the table below represent the number of Florida and non-Florida residents for whom test results were received by the Department of Health. A person can be tested by more than one laboratory and can have both positive and negative results. **Therefore, the sum of the numbers in each column will be larger than the total number of people tested.**

Reporting lab	Inconclusive	Negative	Positive	Percent positive	Total
PREMIER FAMILY AND SPORTS MEDICINE		2	1	33%	3
MINUTECLINIC DIAG OF IND, LLC #6910		3			3
CENTRAL JERSEY URGENT CARE OF BROWN MI		3			3
MINUTE CLINIC DIAG OF IND LLC #8674		3			3
OPTUM PRIMARY CARE - SILVER LAKES			3	100%	3
NORTHCREST MEDICAL CENTER		1	2	67%	3
ESCO DRUG CO INC		3			3
STUYVESANT URGENT CARE		3			3
MINUTE CLINIC LLC # 2033		2	1	33%	3
TIFTON CARECONNECT URGENT CARE			3	100%	3
NOVANT HEALTH PRESBYTERIAN		2	1	33%	3
Lenox on the Lake			3	100%	3
CUMBERLAND MEDICAL CENTER INC		3			3
CVS PA1671POCT LANCASTER		3			3
MID FLORIDA CLINICAL LABORATORY		2	1	33%	3
CVS NC7588POCT ASHEVILLE		3			3
HARBOUR'S EDGE		2	1	33%	3
TAMPA		1	2	67%	3
NEMOURS CHILDRENS PRIMARY CARE MAITLAND			3	100%	3
TMH PHYSICIAN PARTNERS BLOUNTSTOWN			3	100%	3
LEESBURG COMMUNITY HEALTH CENTERS			3	100%	3
SURETOX LABORATORY LLC		2	1	33%	3
CVS PA813POCT RICHBORO		3			3
MINUTECLINIC DIAGNOSTIC OF MICHIGAN, P		3			3
NORTH BROWARD HOSPITAL DISTRICT HEALTHCARE FOR THE HOMELESS			3	100%	3
ELITE PRIMARY CARE OF WAYCROSS			3	100%	3
EXTENDICARE HEALTH & REHAB CENTER		3			3
DEPARTMENT OF HEALTH AND HUMAN SERVICES DIVISION OF BEHAVIORAL HEALTH		1	2	67%	3
ADVANCED PEDIATRICS			3	100%	3
MANORCARE NURSING & REHABILITATION CENTER-NAPLES		3			3
Mill Valley Care Center		3			3
VIRGINIA DIVISION OF CONSOLIDATED LABORATORIES			3	100%	3
DELAWARE PUBLIC HEALTH LABORATORY		1	2	67%	3
MEDICAL SERVICES OF AMERICA HOME HEALTH		3			3
FLORIDA DEPARTMENT OF HEALTH SEMINOLE COUNTY		1	2	67%	3
RICHMOND CITY DEPARTMENT OF PUBLIC HEALTH			3	100%	3
CGH MEDICAL CENTER			3	100%	3
SENTARA NORFOLK GENERAL HOSPITAL CENTRAL LAB			3	100%	3
FAMILY MEDICAL CLINIC HOMESTEAD, LLC			3	100%	3
VA OUTPATIENT CLINIC-NEW PORT RICHEY			3	100%	3
MINUTE CLINIC LLC #0169		3			3
INDIANA STATE DEPARTMENT OF HEALTH LABORATORIES			3	100%	3
SMOKY MOUNTAIN URGENT CARE AND FAMILY MEDICINE CENTER			3	100%	3
BAPTIST PRIMARY CARE FERNANDINA BEACH			3	100%	3
TIEHH BIOTERRORISM RESPONSE LAB			3	100%	3
Englewood Health and Rehab			3	100%	3
CUMBERLAND HEIGHTS		3			3

COVID-19: testing by laboratory

Data through Feb 10, 2021 verified as of Feb 11, 2021 at 09:25 AM

Data in this report are provisional and subject to change.

The numbers in the table below represent the number of Florida and non-Florida residents for whom test results were received by the Department of Health. A person can be tested by more than one laboratory and can have both positive and negative results. **Therefore, the sum of the numbers in each column will be larger than the total number of people tested.**

Reporting lab	Inconclusive	Negative	Positive	Percent positive	Total
STEAMBOAT EMERGENCY CENTER			3	100%	3
MORGAN STANLEY HEALTH CENTER		3			3
THE OASIS BEACHSIDE		3			3
BROOKDALE OAKBRIDGE		1	2	67%	3
QUATRACOR PLLC		3			3
CARESPOT-WELLINGTON			3	100%	3
SKIPPACK MEDICAL LAB			3	100%	3
HARBORCHASE OF STUART			3	100%	3
VILLAGES HEALTH, THE		3			3
CENTURY LINK SPORTS COMPLEX			3	100%	3
SHANDS AT LAKE SHORE LAB		1	2	67%	3
ST. PETERSBURG PEDIATRICS- 38TH AVENUE			3	100%	3
CONCIMED LLC		2	1	33%	3
ADVANCED MEDICAL RESEARCH CENTER LLC			3	100%	3
Westside Terrace		3			3
EMERALD COAST CENTER			3	100%	3
BROOKDALE SENIOR LIVING			3	100%	3
PREMIER CLINICAL RESEARCH INSTITUTE INC			3	100%	3
WINDSOR AT OCALA		2	1	33%	3
Cleveland Clinic Weston			3	100%	3
ALLIANCE FOR MULTISPECIALTY RESEARCH		3			3
MEDEXPRESS URGENT CARE-CLOQUET		3			3
CCRX OF NORTH CAROLINA, LLC		2	1	33%	3
FOX FAMILY PRACTICE		3			3
MEDEXPRESS URGENT CARE MARTINSBURG		2	1	33%	3
FRESENIUS MEDICAL CARE			3	100%	3
MINUTECLINIC LLC #5176			3	100%	3
MINUTECLINIC DIAGNOSTIC OF NORTH CAROLINA PC #7054		3			3
CENTRAL JERSEY URGENT CARE		3			3
GREENTREE MEDICAL CENTER			3	100%	3
HELIX LW UC		1	2	67%	3
BAPTIST PRIMARY CARE, INC.		2	1	33%	3
BARONESS ERLANGER HOSPITAL		3			3
WHITE EARTH IHS MAIN LAB		3			3
MINUTECLINIC DIAG OF IND LLC #6840		3			3
MED EXPRESS URGENT CARE PC - MARYLAND		2	1	33%	3
CURATIVE		1	2	67%	3
PATIENT FIRST - ALLENTOWN			3	100%	3
MINUTECLINIC DIAG OF IND, LLC #6483		1	2	67%	3
MEDEXPRESS URGENT CARE GREENSBURG		2	1	33%	3
MINUTECLINIC DIAGNOSTIC OF TN, PC 6304		2	1	33%	3
URGENT DOC - URGENT CARE CLINIC			3	100%	3
ADRIANA M CASTRO MD PA		3			3
MONROE COUNTY FIRE RESCUE		3			3
HEALGEN SCIENTIFIC			3	100%	3
CONSOLIDATED LABORATORY SERVICES			3	100%	3
ATLANTIC SURGERY CENTER OF JACKSONVILLE BEACH		3			3

COVID-19: testing by laboratory

Data through Feb 10, 2021 verified as of Feb 11, 2021 at 09:25 AM

Data in this report are provisional and subject to change.

The numbers in the table below represent the number of Florida and non-Florida residents for whom test results were received by the Department of Health. A person can be tested by more than one laboratory and can have both positive and negative results. **Therefore, the sum of the numbers in each column will be larger than the total number of people tested.**

Reporting lab	Inconclusive	Negative	Positive	Percent positive	Total
ALLIANCE LABS @LRMC			3	100%	3
IOWA DEPARTMENT OF PUBLIC HEALTH			3	100%	3
SOUTH COUNTY MENTAL HEALTH CENTER INC			3	100%	3
SOFTCELL L-FORM LABORATORIES, LLC			3	100%	3
MINUTECLINIC DIAGNOSTIC OF TN PC #240		3			3
CARENOW-ATASCOCITA			3	100%	3
ADVANCED URGENT CARE LLC		1	2	67%	3
MICHIGAN HEALTH CLINIC LABORATORIES		2	1	33%	3
SPARROW CENTRAL LAB			3	100%	3
CROWNE HEALTH CARE OF FORT PAYNE		2	1	33%	3
ORCHID COVE DAYTONA			3	100%	3
LIFE CARE CENTER OF SKAGIT VALLEY		3			3
Fort Gaines Health and Rehab		3			3
TERRACE OF ST CLOUD, THE		2	1	33%	3
ST LUKES HOSPITAL LABORATORY		2	1	33%	3
Kroger 959 - The Little Clinic Carmel		3			3
ESTERO FIRE RESCUE		3			3
Kroger 627 - The Little Clinic Castleberry		2	1	33%	3
FLORIDA DEPARTMENT OF HEALTH IN MIAMI DADE COUNTY		2	1	33%	3
INTERNAL MEDICINE AND WOUND CARE SPECIALIST LLC		3			3
Rosedale Green		3			3
Gulfport Rehabilitation Center			3	100%	3
CVS CA9113POCT CHULA VISTA		3			3
MED FUSION			3	100%	3
GILCHRIST COUNTY HEALTH DEPT			3	100%	3
HALIFAX HEALTH CARE FOR WOMEN		3			3
MEDICAL UNIVERSITY SC HOSPITAL			3	100%	3
PEDIATRICS AND ADOLESCENT MEDICINE		2	1	33%	3
HCR ManorCare Greentree		3			3
UHEALTH JACKSON URGENT CARE - CUTLER BAY		1	2	67%	3
BRENTWOOD SENIOR LIVING AT ST PETE			3	100%	3
OHSU MOLECULAR MICROBIOLOGY LAB		2	1	33%	3
THE PATHOLOGY LABORATORY		1	2	67%	3
CVS IL8747POCT CHICAGO		3			3
RAPID CITY RUGENT CARE			3	100%	3
ALLIED PHYSICIANS GROUP PLLC		3			3
DACH MAIN LAB			3	100%	3
24TH WEAPONS OF MASS DESTRUCTION - CIVIL SUPPORT		3			3
ROANE MEDICAL CENTER		2	1	33%	3
SIGNATURE CARE PFLUGERVILLE			3	100%	3
DASCENA, INC			3	100%	3
CFP PHYSICIANS GROUP			3	100%	3
CAMPAZZI CONCIERGE MEDICAL SERVICES		2	1	33%	3
CVS TN7289POCT SIGNAL MOUNTAIN		3			3
THE CLINIC OF PEDIATRICS & GI MEDICINE, INC			3	100%	3
APEX CLINICAL LABORATORIES INC		3			3
SINAI PLAZA NURSING AND REHAB CENTER			3	100%	3

COVID-19: testing by laboratory

Data through Feb 10, 2021 verified as of Feb 11, 2021 at 09:25 AM

Data in this report are provisional and subject to change.

The numbers in the table below represent the number of Florida and non-Florida residents for whom test results were received by the Department of Health. A person can be tested by more than one laboratory and can have both positive and negative results. **Therefore, the sum of the numbers in each column will be larger than the total number of people tested.**

Reporting lab	Inconclusive	Negative	Positive	Percent positive	Total
MOULTRIE CREEK NURSING AND REHAB			3	100%	3
PROPATH			3	100%	3
ADVANCED HEART CARE OF SOUTH FLORIDA		3			3
LOYOLA UNIVERSITY MEDICAL CENTER LABORATORY			3	100%	3
PLAINVIEW PRIMARY CARE		3			3
NYC PUBLIC HEALTH LABS			3	100%	3
AVANTE INVERNESS		1	2	67%	3
LAHEY CLINIC MEDICAL CENTER			3	100%	3
MONTANA PUBLIC HEALTH LAB			3	100%	3
LISTENING DOCTOR PLLC, THE			3	100%	3
2412 LEBANON PIKE		2	1	33%	3
CULLMAN REGIONAL URGENT CARE		2	1	33%	3
ACL LABORATORIES INDUSTRIAL TOXICOLOGY			3	100%	3
SOUTH FLORIDA PEDIATRIC PARTNERS			3	100%	3
Bethany Health and Rehab		3			3
MEDEXPRESS URGENT CARE - WILKES BARRE		2	1	33%	3
COMMUNICABLE DISEASE CONTROL/PUBLIC HEALTH EMERGENCY PREPAREDNESS			3	100%	3
MEDFUSION		2	1	33%	3
HEART OF FLORIDA HEALTH CENTER INC			3	100%	3
HEALTHQUEST, INC		2	1	33%	3
TRUE HEALTH – LAKE UNDERHILL		3			3
CVS OH6123POCT CINCINNATI		2	1	33%	3
ONslow MEMORIAL HOSPITAL LABORATORY		3			3
MEDEXPRESS URGENT CARE - WHEELING		2	1	33%	3
MINUTECLINIC, LLC #05814		3			3
Wynfield Park Health and Rehabilitation		3			3
UF HEALTH PATHOLOGY LABORATORIES			3	100%	3
MARYLAND STATE DEPT OF HEALTH	2		1	33%	3
URGENT CARE OF THE SMOKIES			3	100%	3
SANFORD MOBILE LAB			3	100%	3
CVS IN3975POCT JEFFERSONVILLE		2	1	33%	3
NORTHWEST FLORIDA CLINICAL LAB		1	2	67%	3
BETH ISRAEL MEDICAL CENTER LABS		3			3
MEDIC INFUSION PA		3			3
RIVER CITY MEDICAL ASSOCIATES INC			3	100%	3
ST. LUKE'S HOSPITAL - BETHLEHEM CAMPUS		1	2	67%	3
WALGREENS #07502		3			3
Hunterdon Medical Center Laboratory		3			3
HEARTLAND - CHARLESTON OF HANAHAN SC,		3			3
GAINESVILLE PEDIATRIC ASSOCIATES			3	100%	3
VIRTUA MEMORIAL HOSPITAL BURLINGTON COUNTY		1	2	67%	3
NORTH CAROLINA DEPT OF HEALTH & HUMAN SRVCS STATE LAB OF PUBLIC HEALTH			3	100%	3
SAVANNAH COVE		3			3
LUVERNE HEALTH AND REHABILITATION		3			3
SCIENTIFIC LABORATORY DIVISION			3	100%	3
JS HEALTHCARE		2	1	33%	3
OHIO HEALTH DOCTORS HOSPITAL			3	100%	3

COVID-19: testing by laboratory

Data through Feb 10, 2021 verified as of Feb 11, 2021 at 09:25 AM

Data in this report are provisional and subject to change.

The numbers in the table below represent the number of Florida and non-Florida residents for whom test results were received by the Department of Health. A person can be tested by more than one laboratory and can have both positive and negative results. **Therefore, the sum of the numbers in each column will be larger than the total number of people tested.**

Reporting lab	Inconclusive	Negative	Positive	Percent positive	Total
OPENTRONS PRL		2	1	33%	3
CVS MN6811POCT PLYMOUTH		3			3
TMH PHYSICIAN PARTNERS SOUTHWOOD			3	100%	3
ACCESS HEALTH CARE		2	1	33%	3
ADVICE FOR OPTIMAL WELLNESS, INC			3	100%	3
ADVENTHEALTH MEDICAL GROUP PEDIATRICS		1	2	67%	3
MEDEXPRESS URGENT CARE - WEST ST PAUL, ROBERT ST S		3			3
MEDEXPRESS URGENT CARE - LITTLE ROCK		2	1	33%	3
TUFTS MEDICAL CENTER			3	100%	3
EXETER HOSPITAL		3			3
GENESIS FAMILY PRACTICE			2	100%	2
UNIVERSITY HOSPITALS OF CLEVELAND			2	100%	2
Kroger 739 - The Little Clinic La Grange Road		2			2
UNIVERSITY COMMUNITY HEALTH SERVICES		1	1	50%	2
IN AND OUT URGENT CARE			2	100%	2
ManorCare Health Services Camp Hill		2			2
REGIONS HOSPITAL LABORATORY			2	100%	2
KIVA AT MOUNT DORA			2	100%	2
PEACE RIVER MEDICAL CENTER		2			2
MOUNT SINAI AVENTURA DIAGNOSTIC CENTER			2	100%	2
BIONIC TECHNOLOGIES CORPORATION			2	100%	2
ADVANCED MEDICAL CARE			2	100%	2
EAST NAPLES PEDIATRICS			2	100%	2
CLEARWATER PAIN MANAGEMENT ASSOCIATES			2	100%	2
PROVIDENCE LABORATORY SERVICES		2			2
CERTIVIA LABORATORIES			2	100%	2
Georgiana Health and Rehabilitation, LLC		2			2
Kroger 388 - The Little Clinic Braelinn Village		2			2
CHARLOTTE COUNTY HEALTH DEPARTMENT			2	100%	2
WILSON MEMORIAL HOSPITAL			2	100%	2
MIDWAY SPECIALTY CARE RX LLC			2	100%	2
AGILE URGENT CARE			2	100%	2
BAPTIST HOSPITAL OF MIAMI MCI BROWARD LABORATORY			2	100%	2
FLORIDA DEPARTMENT OF HEALTH IN ALACHUA COUNTY -			2	100%	2
MEDICAL CENTER LABORATORY			2	100%	2
320 S TRANSIT ST		2			2
STOP URGENT CARE			2	100%	2
EXPEDIAN URGENT CARE			2	100%	2
THE RIM URGENT CARE			2	100%	2
NAVAL BRANCH MEDICAL CLINIC			2	100%	2
LEE MEMORIAL HEALTH SYSTEM D/B/A			2	100%	2
HOUSTON HEALTH DEPARTMENT - BUREAU OF LABORATORY SERVICES			2	100%	2
INSPIRE HEALTHCARE CENTER			2	100%	2
OSF ST JOSEPH MEDICAL CENTER			2	100%	2
HEALTH FIRST MEDICAL GROUP			2	100%	2
Medilodge of Montrose		2			2
CVS PA5241POCT CHALFONT		2			2

COVID-19: testing by laboratory

Data through Feb 10, 2021 verified as of Feb 11, 2021 at 09:25 AM

Data in this report are provisional and subject to change.

The numbers in the table below represent the number of Florida and non-Florida residents for whom test results were received by the Department of Health. A person can be tested by more than one laboratory and can have both positive and negative results. **Therefore, the sum of the numbers in each column will be larger than the total number of people tested.**

Reporting lab	Inconclusive	Negative	Positive	Percent positive	Total
NEMOURS CHILDREN'S URGENT CARE LAKE NONA			2	100%	2
Kroger 448 - The Little Clinic Mason		2			2
MANSFIELD MEDICAL LODGE			2	100%	2
PALOS COMMUNITY HOSPITAL LABORATORY			2	100%	2
ADVANTA ANALYTICAL LABORATORIES			2	100%	2
CVS PHARMACY INC DBA CVS/PHARMACY #10908		2			2
CENTRAL ARKANSAS VETERANS HEALTHCARE SYSTEM - VETERANS AFFAIRS			2	100%	2
LOWELL GENERAL HOSPITAL			2	100%	2
MEASE COUNTRYSIDE HOSPITAL CARDIAC REH			2	100%	2
BIOHEALTH MEDICAL LAB INC			2	100%	2
FULGENT GENETICS HOUSTON		2			2
MEDAILLE COLLEGE WELLNESS CENTER		2			2
MINUTECLINIC, LLC #07852		2			2
HCR MANOR CARE SERVICES OF FLORIDA III INC		2			2
CVS SC2497POCT LEXINGTON		2			2
Timber Ridge Health Care Center			2	100%	2
GILCHRIST COUNTY FIRE DEPARTMENT			2	100%	2
SPRING HILL REGIONAL HOSPITAL			2	100%	2
MINUTE CLINIC DIAGNOSTIC OF VIRGINIA, LLC #7543		2			2
AMEDISYS HOME HEALTH OF GREENVILLE			2	100%	2
SOUTH FLORIDA BAPTIST HOSPITAL			2	100%	2
MURFREESBORO MEDICAL CLINIC		2			2
Kroger 186 - The Little Clinic Holiday Manor		1	1	50%	2
AMERICAN MEDICAL LABORATORIES			2	100%	2
CLINICA HISPANIA			2	100%	2
MEDEXPRESS URGENT CARE- COLUMBIA HEIGH		2			2
URGENT CARE AND SURGERY CENTER			2	100%	2
DELRAY BEACH HEALTH DEPT LAB			2	100%	2
VALLEY BAPTIST MEDICAL CENTER: BROWNSVILLE			2	100%	2
FAMILY CARE SPECIALISTS OF ORLANDO			2	100%	2
SWEDISH COVENANT HOSPITAL			2	100%	2
CVS NC7548POCT FUQUAY VARINA		1	1	50%	2
DALLAS MEDICAL CENTER			2	100%	2
CONEMAUGH MEMORIAL MEDICAL CENTER		2			2
RHODE ISLAND DEPARTMENT OF HEALTH LABORATORIES			2	100%	2
MINUTECLINIC, DIAGNOSTIC OF TEXAS, LLC		2			2
Great Lakes Health Center			2	100%	2
JEFFERSON WASHINGTON TOWNSHIP HOSPITAL		2			2
RIVER CITY MEDICAL ASSOCIATES, INC			2	100%	2
Kroger 127 - The Little Clinic Lakewood-Alameda		2			2
BIOMAT USA			2	100%	2
US LABS		2			2
CVS IL1170POCT JOLIET		2			2
SANTOS REHABILITATION CENTER INC			2	100%	2
MEDEXPRESS URGENT CARE - WEXFORD		2			2
Walgreens #5984		2			2
DUKE HEALTH REGIONAL HOSPITAL			2	100%	2

COVID-19: testing by laboratory

Data through Feb 10, 2021 verified as of Feb 11, 2021 at 09:25 AM

Data in this report are provisional and subject to change.

The numbers in the table below represent the number of Florida and non-Florida residents for whom test results were received by the Department of Health. A person can be tested by more than one laboratory and can have both positive and negative results. **Therefore, the sum of the numbers in each column will be larger than the total number of people tested.**

Reporting lab	Inconclusive	Negative	Positive	Percent positive	Total
MEDEXPRESS URGENT CARE-MT PLEASANT		1	1	50%	2
CARE ATC SUN HYDRAULICS TALLAVAST			2	100%	2
MCLAREN REGIONAL MEDICAL CENTER			2	100%	2
KAILOS GENETICS INC			2	100%	2
OLEAN GENERAL HOSPITAL		2			2
MEDEXPRESS URGENT CARE - MYLAN			2	100%	2
CARTER BLOOD CARE			2	100%	2
CVS CA9606POCT TEMECULA		2			2
SYLVAN NURSING			2	100%	2
EASTSIDE SPORTS COMPLEX			2	100%	2
CARE CENTERS OF NASSAU LLC MINER ROAD NORTH		2			2
NAPHCARE INC		2			2
MINUTECLINIC DIAGNOSTIC OF SC, LLC #4		2			2
NORTH MANATEE HEALTH CARE CENTER			2	100%	2
MEMORIAL HOSPITAL OF SOUTH BEND			2	100%	2
Avanti Wellness and Rehab			2	100%	2
LEE PHYSICIAN GROUP		1	1	50%	2
QUEST DIAGNOSTICS CLINICAL LABORATORIES INC		2			2
WEST COAST PEDIATRICS			2	100%	2
IMMERSION RESIDENTIAL LLC			2	100%	2
BAPTIST HEALTH LEXINGTON			2	100%	2
CVS MO5655POCT LIBERTY			2	100%	2
MINUTECLINIC DIAGNOSTIC OF TEXAS, LLC #7435		2			2
FLORIDA SCHOOL FOR THE DEAF & BLIND			2	100%	2
ENVOY OF FORK UNION, LLC DBA ENVOY AT THE VILLAGE		2			2
TEXAS REGIONAL ASTHMA & ALLERGY CENTER			2	100%	2
LAKE BALDWIN			2	100%	2
GOLDSTEIN			2	100%	2
ORLANDO HEALTH PHYSICIAN GROUP			2	100%	2
HEALTH & REHAB CTR AT DOLPHINS VIEW, THE			2	100%	2
87TH MEDICAL GROUP – MCGUIRE AMBULATORY CARE FACILITY		2			2
SUNSHINE PHARMACY		2			2
MINUTE CLINIC DIAGNOSTIC OF VIRGINIA, LLC #6292		2			2
MC DIAGNOSTIC OF CONNECTICUT, PC #114		2			2
ADVENTIST HINSDALE HOSPITAL LABORATORY			2	100%	2
FUTURE PEDIATRICS		1	1	50%	2
MEDEXPRESS URGENT CARE - LINCOLN VILLA		2			2
THE EDGEWATER AND WATERMAN VILLAGE			2	100%	2
WESTMINSTER SUNCOAST			2	100%	2
COOPER CLINIC			2	100%	2
Alden Terrace of McHenry			2	100%	2
MINUTECLINIC DIAG OF IND, LLC #6648		1	1	50%	2
ASCENSION ST MICHAEL'S HOSPITAL LAB		1	1	50%	2
INTERCOASTAL FAMILY PRATICE			2	100%	2
ILLINOIS DEPT OF PUBLIC HEALTH LABS			2	100%	2
EASTLAKE MEDICAL CENTER		2			2
DURAND SENIOR CARE & REHAB CENTER		2			2

COVID-19: testing by laboratory

Data through Feb 10, 2021 verified as of Feb 11, 2021 at 09:25 AM

Data in this report are provisional and subject to change.

The numbers in the table below represent the number of Florida and non-Florida residents for whom test results were received by the Department of Health. A person can be tested by more than one laboratory and can have both positive and negative results. **Therefore, the sum of the numbers in each column will be larger than the total number of people tested.**

Reporting lab	Inconclusive	Negative	Positive	Percent positive	Total
UNIVERSITY OF MARYLAND MEDICAL CENTER			2	100%	2
UNIVERSITY HOSPITAL OF BROOKLYN		2			2
JOHNSON CITY MEDICAL CENTER		1	1	50%	2
BELLIN HOSPITAL			2	100%	2
FLORIDA PRIMARY CARE CENTER PA		2			2
SHORE MEDICAL CENTER		2			2
APALACHEE CENTER INC		2			2
MINUTE CLINIC DIAGNOSTIC OF KANSAS PA		2			2
NEW YORK STATE DEPARTMENT OF HEALTH		1	1	50%	2
UMHC HOLLYWOOD LABORATORY			2	100%	2
PM PEDIATRICS OF BAYSIDE, PLLC - MANHASSET		2			2
SOUTHSIDE FAMILY MEDICAL		2			2
HOME ACCESS HEALTH			2	100%	2
CVS HEALTH, #1994		1	1	50%	2
POINT OF CARE PRIVATE HEALTH MANAGEMENT			2	100%	2
BMC/JACSONVILLE		1	1	50%	2
DALLAS BAPTIST UNIVERSITY - HEALTH SERVICES			2	100%	2
MEDLOGIC, LLC		2			2
NEBRASKA MEDICAL CENTER			2	100%	2
CVS MD2956POCT NEW MARKET		1	1	50%	2
MALABAR FAMILY PRACTICE		1	1	50%	2
U OF MIAMI MILLER SCHOOL OF MEDICINE			2	100%	2
CARESPOT URGENT CARE		1	1	50%	2
LIFT HEALTH		2			2
Kroger 412 - The Little Clinic Oxford		2			2
MINUTECLINIC DIAGNOSTIC OF NEVADA-9586		1	1	50%	2
ST. MARY'S MEDICAL CENTER EVANSVILLE, INC			2	100%	2
DEKALB MEDICAL CENTER LABORATORY			2	100%	2
CVS OH6185POCT PICKERINGTON		2			2
AZALEA HEALTH AND REHABILITATION		2			2
MADISON HOSPITAL LABORATORY			2	100%	2
GINKGO-IXLAYER		2			2
MERCY HEALTH LAB		1	1	50%	2
MILFORD REGIONAL HOSPITAL			2	100%	2
EDGEWATER RETIREMENT MANOR			2	100%	2
LAWRENCE GENERAL HOSPITAL			2	100%	2
MEDEXPRESS URGENT CARE - SOUTH CHARLESTON		2			2
LEXINGTON PLACE			2	100%	2
CVS MO8555POCT KANSAS CITY		2			2
SPRINGS MEDICAL LAB		1	1	50%	2
CVS MINUTE CLINIC DIAGNOSTIC OF KANSAS, PA		2			2
Parkridge Specialty Care		2			2
FEDERAL CORRECTIONAL INSTITUTION MARIANNA			2	100%	2
AMI ST FRANCIS HOSPITAL LABORATORY		1	1	50%	2
CVS TX10140POCT THE WOODLANDS		2			2
DALLAS VA MEDICAL CENTER - VA NORTH TEXAS HEALTH CARE SYSTEM			2	100%	2
NATIONWIDE LABORATORY SERVICES		1	1	50%	2

COVID-19: testing by laboratory

Data through Feb 10, 2021 verified as of Feb 11, 2021 at 09:25 AM

Data in this report are provisional and subject to change.

The numbers in the table below represent the number of Florida and non-Florida residents for whom test results were received by the Department of Health. A person can be tested by more than one laboratory and can have both positive and negative results. **Therefore, the sum of the numbers in each column will be larger than the total number of people tested.**

Reporting lab	Inconclusive	Negative	Positive	Percent positive	Total
PHYSICIANS LABORATORY SERVICES			2	100%	2
PRECISION CLINICAL RESEARCH			2	100%	2
Kroger 093 - The Little Clinic Stapleton		1	1	50%	2
WISCONSIN STATE LABORATORY OF HYGIENE		1	1	50%	2
WEST FLORIDA MEDICAL ASSOCIATES, PA			2	100%	2
FLORIDA COMMUNITY HEALTH CENTERS, INC.			2	100%	2
MEMORIAL HERMANN HOSPITAL			2	100%	2
MINUTECLINIC DIAGNOSTIC OF NORTH CARO		2			2
REELFOOT FAMILY WALK IN CLINIC - TIPT		2			2
CROSSROADS URGENT CARE DBA URGENT TEA		2			2
OCALA REGIONAL KIDNEY CENTER-WEST			2	100%	2
WEAKLEY COUNTY REHAB AND NURSING CENTER		2			2
MEMORIAL HEALTH UNIVERSITY MEDICAL CENTER			2	100%	2
MINUTECLINIC DIAG OF IND, LLC #6553		2			2
OPP HEALTH AND REHABILITATION		2			2
ADVENTHEALTH MEDICAL GROUP INTERNAL MEDICINE AT			2	100%	2
SANFORD REGIONAL HOSPITAL WORTHINGTON		2			2
HENDRY/GLADES COUNTY HEALTH DEPARTMENT		2			2
PALM BAY COMMUNITY OUTPATIENT CLINIC		2			2
PEDIATRIC HEALTH CARE		1	1	50%	2
HEARTLAND HOME HEALTH CARE		2			2
COVANCE			2	100%	2
PROSPECT URGENT CARE			2	100%	2
RIVERSIDE METHODIST HOSPITAL LAB			2	100%	2
SUNSHINE STATE DIALYSIS			2	100%	2
Kings County Hospital Center			2	100%	2
CVS M05724POCT KANSAS CITY		2			2
ST. ELIZABETH HEALTHCARE			2	100%	2
SUNBRIDGE CARE & REHAB FOR DECATUR		2			2
NEMOURS CHILDRENS PRIMARY CARE			2	100%	2
SYNEOS HEALTH			2	100%	2
MEMORIAL HERMANN CONSOLIDATED LABORATORY SERVICES			2	100%	2
GRAND VILLA OF MELBOURNE			2	100%	2
JUST BELIEVE RECOVERY CENTER			2	100%	2
MINUTECLINIC DIAGNOSTIC OF OHIO #2964		2			2
BOSTON MEDICAL CENTER			2	100%	2
MARQUESA MEDICAL		2			2
JRS LABORATORY			2	100%	2
Warren Center for Rehabilitation and Nursing		2			2
PHYSICIANS MEDICAL CENTER		2			2
Robert Wood Johnson University Hospital		1	1	50%	2
MINUTECLINIC DIAGNOSTIC OF OHIO #4401		2			2
CVS MD1881POCT DUNKIRK		2			2
ADVENT HEALTH MEDICAL GROUP FAMILY AND INTERNAL MEDICINE AT AVALON PAR		1	1	50%	2
WALGREENS #3811			2	100%	2
GEISINGER MEDICAL CENTER		2			2
CIGNA GATEWAY			2	100%	2

COVID-19: testing by laboratory

Data through Feb 10, 2021 verified as of Feb 11, 2021 at 09:25 AM

Data in this report are provisional and subject to change.

The numbers in the table below represent the number of Florida and non-Florida residents for whom test results were received by the Department of Health. A person can be tested by more than one laboratory and can have both positive and negative results. **Therefore, the sum of the numbers in each column will be larger than the total number of people tested.**

Reporting lab	Inconclusive	Negative	Positive	Percent positive	Total
BIRMINGHAM INTERNAL MEDICINE ASSOCIATE		1	1	50%	2
MAINE CENTER FOR DISEASE CONTROL AND PREVENTION			2	100%	2
CVS OH6149POCT UPPER ARLINGTON		1	1	50%	2
PINARD HOME HEALTH SERVICES INC			2	100%	2
SENDER RETREAT ADULT DAY CARE CENTERS			2	100%	2
MIDLAND MEMORIAL HOSPITAL			2	100%	2
Good Samaritan Society-Blackduck		1	1	50%	2
RAPID URGENT CARE - ALBANY			2	100%	2
MID-FLORIDA PATHOLOGY LLC - MOBILE UNIT # 3			2	100%	2
Kroger 130 - The Little Clinic Colorado Springs		2			2
SUNCOAST TECHNICAL COLLEGE SCHOOL OF HEALTH		2			2
MINUTECLINIC DIAGNOSTIC OF PA LLC		2			2
POINTE AT NEW PORT PLACE,THE		2			2
Walgreens #12427		1	1	50%	2
MINUTECLINIC DIAG OF IND, LLC #8645		2			2
AFTER HOURS PEDS			2	100%	2
Iowa Veterans Home		2			2
MINUTECLINIC, LLC #1452		2			2
ALVERNO CLINICAL LABORATORIES			2	100%	2
PM PEDIATRICS OF BAYSIDE PLLC - HOPEWELL JUNCTION		2			2
APC PEDIATRICS			2	100%	2
MISSION HOSPITAL REGIONAL MEDICAL CENTER			2	100%	2
Manorcare Health Services West Reading North		2			2
FRESENIUS KIDNEY CARE			2	100%	2
CVS NC7213POCT MATTHEWS		2			2
MEDSTAR HARBOR HOSPITAL			2	100%	2
GENETIC ASSAYS INC			2	100%	2
CITRUS PARK			2	100%	2
SANTA ROSA COUNTY HEALTH DEPARTMENT			2	100%	2
STARMED FAMILY & URGENT CARE			2	100%	2
Robert Cranfield			2	100%	2
Heartland Healthcare Center Boca Raton			2	100%	2
AdventHealth Care Center Orlando North			2	100%	2
SHELL POINT HOME HEALTH			2	100%	2
FIRST PREVENTION AND DIALYSIS CENTER LLC			2	100%	2
MINUTECLINIC OF NEVADA-2955 S FT APACH		2			2
STATE OF FLORIDA			2	100%	2
FLORIDA DEPARTMENT OF HEALTH IN LEE COUNTY		1	1	50%	2
Luther Acres Manor		2			2
GRAND VILLA OF SARASOTA		1	1	50%	2
ARLINGTON DIALYSIS CENTER LLC		2			2
MARTIN MEDICAL CENTER INC		1	1	50%	2
BROOKS -TLC HOSPITAL SYSTEM			2	100%	2
NASSAU UNIVERSITY MEDICAL CENTER DEPT		1	1	50%	2
New Jersey Aim At Smg		2			2
WALKONCLINIC			2	100%	2
ORMOND BEACH URGENT CARE			2	100%	2

COVID-19: testing by laboratory

Data through Feb 10, 2021 verified as of Feb 11, 2021 at 09:25 AM

Data in this report are provisional and subject to change.

The numbers in the table below represent the number of Florida and non-Florida residents for whom test results were received by the Department of Health. A person can be tested by more than one laboratory and can have both positive and negative results. **Therefore, the sum of the numbers in each column will be larger than the total number of people tested.**

Reporting lab	Inconclusive	Negative	Positive	Percent positive	Total
PARADISE VILLA ALF INCORPORATED		2			2
VA CBOC			2	100%	2
UW HOSPITAL AND CLINICS		1	1	50%	2
ADVOCATE SHERMAN HOSPITAL			2	100%	2
Kroger 020 - The Little Clinic Wheat Ridge		2			2
ST. JOSEPH REGIONAL MEDICAL CENTER			2	100%	2
EMERALD TRACE		2			2
BAYCARE LABORATORIES			2	100%	2
ST LUKES HOSPITAL			2	100%	2
BD MEDICAL SYSTEMS			2	100%	2
MAJESTIC GUARDIANS			2	100%	2
BAYFRONT FAMILY HEALTH CENTER			2	100%	2
JOHN KNOX MANOR INC II		1	1	50%	2
Greystone Nursing and Rehab, LLC			2	100%	2
TENNESSEE VALLEY HCS			2	100%	2
WASHINGTON STATE DEPARTMENT OF HEALTH PUBLIC HEALTH LABORATORIES			2	100%	2
JOHN D. ARCHBOLD MEM. HOSPITAL			2	100%	2
Walgreens #10207		2			2
AUGUSTA HEALTH SKILLED CARE			2	100%	2
JORDAN VALLEY MEDICAL CENTER			2	100%	2
KEY WEST HMA PHYSICIAN MANAGEMENT, LLC			2	100%	2
Kroger 096 - The Little Clinic Orchard and Holly		2			2
DOCTORS CARE OF PALM COAST			2	100%	2
CITY OF NEW YORK DEPARTMENT OF HEALTH			2	100%	2
Stillwater Healthcare		2			2
BAY CORRECTIONAL AND REHABILITATION FACILITY			2	100%	2
PALM MEDICAL CENTER - PLANT CITY		2			2
HEALTH EXPRESS URGENT CARE			2	100%	2
Kroger 426 - The Little Clinic Suwanee		2			2
ORANGE COUNTY HEALTH DEPARTMENT		1	1	50%	2
SIMMONS			2	100%	2
CSS- TWELVE OAKS			2	100%	2
CVS IN6572POCT INDIANAPOLIS		2			2
CVS PA5890POCT MONROEVILLE		1	1	50%	2
CVS PA7132POCT THORNDALE		2			2
CENTRAL FLORIDA PRIMARY CARE			2	100%	2
ADVANCED MEDICAL OF FLORIDA			2	100%	2
SANIBEL MEDICAL CLINIC			2	100%	2
BAYLOR COLLEGE OF MEDICINE			2	100%	2
Van Wert Manor		2			2
MEDEXPRESS URGENT CARE, LANCASTER WEST		1	1	50%	2
MEDICAL CITY DALLAS HOSPITAL			2	100%	2
DELRAY BEACH HEALTH CENTER			2	100%	2
UC CORAL GABLES			2	100%	2
UT AUSTIN UNIVERSITY HEALTH SERVICES			2	100%	2
CVS PA258POCT MCKEES ROCKS		2			2
TRUE HEALTH INC			2	100%	2

COVID-19: testing by laboratory

Data through Feb 10, 2021 verified as of Feb 11, 2021 at 09:25 AM

Data in this report are provisional and subject to change.

The numbers in the table below represent the number of Florida and non-Florida residents for whom test results were received by the Department of Health. A person can be tested by more than one laboratory and can have both positive and negative results. **Therefore, the sum of the numbers in each column will be larger than the total number of people tested.**

Reporting lab	Inconclusive	Negative	Positive	Percent positive	Total
HANOVER ENDOSCOPY CENTER		2			2
SUNCOAST BLOOD BANK			2	100%	2
MINUTECLINIC DIAGNOSTIC MEDICAL		2			2
UT PATH			2	100%	2
MEDEXPRESS URGENT CARE - BRIDGEVILLE		2			2
PIEDMONT HOSPITAL LAB			2	100%	2
MORRISTOWN MEMORIAL HOSPITAL		2			2
ST LUCIE COUNTY HEALTH DEPARTMENT		1	1	50%	2
PHOEBE BERKS HEALTH CARE CENTER		2			2
CVS SC2736POCT MURRELLS INLET		2			2
KETAMINE HEALTH CENTERS AT BONITA SPRINGS, LLC		2			2
SUNCREST OMNI		2			2
OURMED		2			2
JOSEF SCHENKER, MD, PC		2			2
DAYTON CHILDRENS HOSPITAL LAB			2	100%	2
MARCO ISLAND MEDICAL CENTER			2	100%	2
MIAMI DADE MEDICAL RESEARCH INSTITUTE			2	100%	2
BUFFALO CROSSINGS HEALTHCARE AND REHABILITATION CENTER			2	100%	2
ACM MEDICAL LABORATORY ALLIANCE			2	100%	2
THE WINDSOR ORTEGA		2			2
INTEGRITY CLINICAL RESEARCH CENTER INC		1	1	50%	2
STUDENT HEALTH SERVICES			2	100%	2
UNIVERSTIY OF ILLINOIS HOSPITAL			2	100%	2
Jackson Health Care Facility			2	100%	2
Chatham Nursing and Rehab Center		2			2
WHITESANDS OUTPATIENT TREATMENT		2			2
Elba Nursing and Rehabilitation Center, LLC		2			2
EXCEPTIONAL EMERGENCY CENTER - AMARILLO			2	100%	2
VIRGINIA DEPT OF HEALTH OFFICE OF EPIDEMIOLOGY			2	100%	2
AFC PHYSICIANS OF FLORIDA, PA			2	100%	2
TENNESSEE DEPARTMENT OF HEALTH (TDH) - REGIONAL LABORATORY			2	100%	2
WALGREENS #13605		2			2
FAMILY FIRST PEDIATRICS			2	100%	2
CPL LABS			2	100%	2
A+ URGENT/PRIMARY CARE			2	100%	2
BAYSIDE URGENT CARE CENTER INC			2	100%	2
EXPRESSCARE URGENT CARE CENTER			2	100%	2
OCALA REGIONAL KIDNEY CENTER EAST			2	100%	2
PARKLAND HEALTH & HOSPITAL			2	100%	2
MEDEXPRESS URGENT CARE-WILKINS TOWNSHIP, WILLIAM PENN HIGHWAY		2			2
FLORIDA CLINICAL LABORATORY INC			2	100%	2
TULANE MEDICAL CENTER			2	100%	2
THE HOSPITAL OF PROVIDENCE EMERGENCY ROOM			2	100%	2
BLACK STALLION WALK IN AND EXERCISE CLINICS LLC		1	1	50%	2
ACCESS MEDICAL GROUP OF FLORIDA CITY			2	100%	2
AIRPORT CLINIC			2	100%	2
CVS MD4371POCT OCEAN CITY		2			2

COVID-19: testing by laboratory

Data through Feb 10, 2021 verified as of Feb 11, 2021 at 09:25 AM

Data in this report are provisional and subject to change.

The numbers in the table below represent the number of Florida and non-Florida residents for whom test results were received by the Department of Health. A person can be tested by more than one laboratory and can have both positive and negative results. **Therefore, the sum of the numbers in each column will be larger than the total number of people tested.**

Reporting lab	Inconclusive	Negative	Positive	Percent positive	Total
UK HEALTHCARE			2	100%	2
DESERT HOSPITAL/CPHU CLINICAL LABORATORY			2	100%	2
METROHEALTH SYSTEM			2	100%	2
SOUTH TAMPA AFTER HOURS CLINIC			2	100%	2
ACCESS CARE MEDICAL GROUP LLC		2			2
PHYSICIANS CARE INC		1	1	50%	2
MASSACHUSETTS DEPARTMENT OF HEALTH			2	100%	2
NEIGHBORCARE PHARMACY SERVICES		2			2
GIGI WOOD DAVIS DO-FAMILY MEDICINE		2			2
DNA DIAGNOSTICS CENTER		2			2
KIDSWOOD PEDIATRICS CORP			2	100%	2
RENFREW CENTERS INC		2			2
WINKLER COURT□		1	1	50%	2
SERENADES BY SONATA		1	1	50%	2
SOUTHERN TENNESSEE MEDICAL CENTER			2	100%	2
STATCARE URGENT AND WALK-IN			2	100%	2
WELLMED AT FORT PIERCE		1	1	50%	2
MINUTECLINIC DIAGNOSTIC, PA #10252		2			2
FLORIDA DEPARTMENT OF HEALTH IN ESCAMBIA COUNTY		1	1	50%	2
SUNNYSIDE MANOR		2			2
SOUTHERN BREEZE HEALTHCARE		1	1	50%	2
MEMORIAL SLOAN KETTERING CANCER CENTER		1	1	50%	2
IN & OUT URGENT CARE METAIRIE			2	100%	2
CAREWELL JW - WORCESTER LNC			2	100%	2
MAYO CLINIC GROUP PRACTICE LABORATORY			2	100%	2
Kroger 328 - The Little Clinic Henderson Road		2			2
NORTHEAST PEDIATRICS			2	100%	2
VILLA HEALTH NH LLC			2	100%	2
Lakeside Oaks Care Center			2	100%	2
MINUTECLINIC DIAGNOSTIC OF OHIO #6192		2			2
CREATIVE HEALTH CENTER			2	100%	2
MEDEXPRESS URGENT CARE-SELINGSGROVE		2			2
CVS NJ862POCT MARLBORO		2			2
NIAGARA APOTHECARY INC		2			2
BRENTWOOD AT FORE RANCH			2	100%	2
BAYCARE OUTREACH LAB			2	100%	2
CVS OH5457POCT POWELL		2			2
YOUTH AND YOU, INC		2			2
NOVA SOUTHEASTERN UNIVERSITY - STUDENT MEDICAL CTR			2	100%	2
Macon Valley Nursing and Rehabilitation Center		2			2
INTERMOUNTAIN MEDICAL CENTER			2	100%	2
MEDEXPRESS URGENT CARE - FORT SMITH		2			2
CVS PA2582POCT SPRINGFIELD		2			2
GALEN BAYLOR EXTENSION		2			2
CARENOW LENEXA			2	100%	2
FASTCARE LLC			2	100%	2
GERM BUSTERS 911 LLC			2	100%	2

COVID-19: testing by laboratory

Data through Feb 10, 2021 verified as of Feb 11, 2021 at 09:25 AM

Data in this report are provisional and subject to change.

The numbers in the table below represent the number of Florida and non-Florida residents for whom test results were received by the Department of Health. A person can be tested by more than one laboratory and can have both positive and negative results. **Therefore, the sum of the numbers in each column will be larger than the total number of people tested.**

Reporting lab	Inconclusive	Negative	Positive	Percent positive	Total
ROPER HOSPITAL			2	100%	2
CVS IL3163POCT OAK PARK		2			2
CHILDREN'S MEDICAL CENTER-EAST ORLANDO			2	100%	2
WOMENS CARE FLORIDA LLC-LABORATORY		2			2
DMC UNIVERSITY LABORATORIES		1	1	50%	2
NLC LABS			2	100%	2
JOHNNIE RUTH CLARKE LAB			2	100%	2
MONROE URGENT CARE		2			2
SPRINGHILL SENIOR RESIDENCE		2			2
Bedford Care Center of Hattiesburg		2			2
MEDEXPRESS URGENT CARE - MARTINSVILLE		2			2
Kroger 745 - The Little Clinic Somerset		2			2
MD NOW URGENT CARE CENTER INC.			2	100%	2
MIDWAY PRIMARY CARE LLC		2			2
ACCESS LABORATORIES LLC			2	100%	2
PEDIATRICS IN NORTH FLORIDA PA			2	100%	2
TMH PHYSICIAN PARTNERS MONTICELLO		1	1	50%	2
CVS NJ837POCT MARLTON		2			2
SIGNAL DIAGNOSTICS DBA FLOWHEALTH LABS			2	100%	2
ROCKEFELLER UNIVERSITY CLINICAL GENOMICS LABORATOR		2			2
SUMMERFIELD RETIREMENT LIVING, INC			2	100%	2
CLEVELAND CLINIC FLORIDA LABORATORY			2	100%	2
ADVANCE FAMILY PRACTICE LLC□			2	100%	2
SPECTRUM HEALTH			2	100%	2
PARKWAY DRUGS OF ONEIDA COUNTY NORTH I		1	1	50%	2
MEDEXPRESS URGENT CARE - LEDGEWOOD		2			2
CALIFORNIA DIVISION OF COMMUNICABLE DISEASE CONTROL			2	100%	2
Workmens Circle Multicare Center		2			2
VALLEY MEDICAL LABORATORY			2	100%	2
CVS PA2688POCT COLLEGEVILLE		2			2
TAMPA INTERNATIONAL AIRPORT			2	100%	2
CVS IL7017POCT BLOOMINGTON		2			2
PASSPORT HEALTH ORLANDO		2			2
JULIE STAATS DO		2			2
SARASOTA IMMEDIATE CARE			2	100%	2
LILY PHARMACY		2			2
Kroger 125 - The Little Clinic Castle Rock		2			2
CVS AZ9290POCT PHOENIX		2			2
MINUTECLINIC DIAGNOSTIC PA #7110		2			2
HOLY FAMILY MEDICAL CENTER		1	1	50%	2
MINUTECLINIC MINUTECLINIC #4978		1	1	50%	2
MEDEXPRESS URGEN CARE - EAST BRUNSWICK		2			2
Kroger 768 - The Little Clinic Leestown Rd		2			2
PALM CITY NURSING AND REHAB CENTER			2	100%	2
VA PRIMARY CARE ANNEX			2	100%	2
The Grand Rehabilitation & Nursing Utica		2			2
PruittHealth Lakehaven		2			2

COVID-19: testing by laboratory

Data through Feb 10, 2021 verified as of Feb 11, 2021 at 09:25 AM

Data in this report are provisional and subject to change.

The numbers in the table below represent the number of Florida and non-Florida residents for whom test results were received by the Department of Health. A person can be tested by more than one laboratory and can have both positive and negative results. **Therefore, the sum of the numbers in each column will be larger than the total number of people tested.**

Reporting lab	Inconclusive	Negative	Positive	Percent positive	Total
NORTHWELL HEALTH			2	100%	2
RAINY LAKE MEDICAL CENTER			2	100%	2
MEDEXPRESS URGENT CARE- ALLISON PARK		1	1	50%	2
AKRON GENERAL MEDICAL CENTER MAIN		2			2
STEWART ST ELIZABETH MEDICAL CENTER			2	100%	2
APPLECARE VALDOSTA			2	100%	2
SUMMIT URGENT CARE PS			2	100%	2
MARCO ISLAND HOSPITAL INC D/B/A		1	1	50%	2
SCIENTIFIC LABORATORY COMPANY		2			2
NEMOURS CHILDREN'S URGENT CARE			2	100%	2
NEW YORK PSYCHIATRIC INSTITUTE		2			2
FKC AMELIA ISLAND DIALYSIS			2	100%	2
SIGNATURE CARE LEWISVILLE-EMERGENCY CENTER		1	1	50%	2
CVS NC2313POCT RALEIGH		2			2
HARRINGTON PARK HEALTH AND REHAB		2			2
FLAGLER PROFESSIONAL HEALTH CARE SERVICES INC		2			2
ADVENTHEALTH EAST ORLANDO EMPLOYEE CLINIC		2			2
WELL HEALTH LABS			2	100%	2
CLARA MAASS TRANSITIONAL CARE UNIT		2			2
PALM BEACH DIABETES & ENDOCRINE SPECIALISTS PA			2	100%	2
MINUTECLINIC #2797		2			2
MEDEXPRESS URGENT CARE - SPRINGDALE, S 40TH STREET		2			2
MINUTECLINIC DIAG OF IND, LLC #6908		2			2
Delaware Court Healthcare Center		2			2
FL DEPT OF HEALTH MARION COUNTY MOBILE HEALTH UNIT			2	100%	2
FALCON HEALTH CENTER			2	100%	2
CVS NJ2815POCT E BRUNSWICK		2			2
COMPLETE HEALTH MEDICAL CENTER			2	100%	2
PUBLIC HEALTH LABORATORY	1		1	50%	2
WE CARE HOME HEALTH SOLUTIONS LLC			2	100%	2
ELMHURST MEMORIAL HOSPITAL			2	100%	2
MATHER HOSPITAL			2	100%	2
ASHLEY PEDIATRICS			2	100%	2
CVS TX5877POCT PEARLAND		2			2
MINUTECLINIC DIAGNOSTIC OF OHIO #6147		1	1	50%	2
FLORIDA MEDICAL CENTER OF CLEARWATER		2			2
CVS MA447POCT NORTHAMPTON		2			2
EXPRESS CARE WALK-IN CLINIC			2	100%	2
THE CLUB AT BOYNTON BEACH, LLC			2	100%	2
Manor Care-Kingston Court of York PA, LLC		2			2
BEAUFORT MEMORIAL			2	100%	2
BLUETAIL MEDICAL GROUP, LLC		1	1	50%	2
SIGNATURE HEALTHCARE OF MIDDLEBURG		2			2
WALGREENS #05477		2			2
Gracemore Nursing and Rehab		2			2
ACN PHYSICIANS GROUP CORP			2	100%	2
MEDEXPRESS URGENT CARE-SALINA, S 9TH ST		2			2

COVID-19: testing by laboratory

Data through Feb 10, 2021 verified as of Feb 11, 2021 at 09:25 AM

Data in this report are provisional and subject to change.

The numbers in the table below represent the number of Florida and non-Florida residents for whom test results were received by the Department of Health. A person can be tested by more than one laboratory and can have both positive and negative results. **Therefore, the sum of the numbers in each column will be larger than the total number of people tested.**

Reporting lab	Inconclusive	Negative	Positive	Percent positive	Total
ESCANDON DIAGNOSTIC CLINIC			2	100%	2
ARCPPOINT LABS OF ALTAMONTE SPRINGS			2	100%	2
NEMOURS CHILDREN'S PRIMARY CARE THE VILLAGES		2			2
CVS CT1123POCT SOUTHURY		2			2
SMITH NORTHVIEW HOSPITAL LAB			2	100%	2
PARKRIDGE MEDICAL CENTER			2	100%	2
PENSACOLA MEDICAL CLINIC LLC			2	100%	2
MINUTECLINIC DIAG OF IND, LLC #5369		1	1	50%	2
COASTAL MEDICAL LAB			2	100%	2
Kroger 619 - The Little Clinic Hendersonville Indian Lake		2			2
CVS GA5637POCT VILLA RICA		2			2
ONTARIO COUNTY PUBLIC HEALTH		2			2
UNIVERSITY HEALTH SERVICES RIVER CAMPUS		2			2
OELWEIN HEALTH CARE CENTER		2			2
MINUTECLINIC DIAG OF IND LLC #1138		1	1	50%	2
First Care Living Center/Essentia Health			2	100%	2
CHNJ		2			2
UTMB PATHOLOGY CLINICAL SERVICES LABORATORY			2	100%	2
GULF COAST MEDICAL CENTER RESPIRATORY CARE			2	100%	2
FLORIDA MEDICAL CLINIC CARDIOLOGY-ZH			2	100%	2
GULF COAST IMMEDIATE CARE CENTER		1	1	50%	2
Cedar Valley Nursing & Rehab Center		2			2
BAYLOR SCOTT & WHITE COMPREHENSIVE WOUND			2	100%	2
UNIVERISTY OF MEMPHIS ATHLETIC TRAINI		2			2
MARTHA A PRICE MD PA		1	1	50%	2
POPLAR HEALTHCARE			2	100%	2
CROSSTOWN PHARMACY		2			2
TRINITAS REGIONAL MEDICAL CENTER		1	1	50%	2
OUR LADY OF THE LAKE REGIONAL MEDICAL CENTER			2	100%	2
Alden Des Plaines			2	100%	2
CVS PA10034POCT PITTSBURGH		2			2
Holiday Retirement Home			2	100%	2
SOUTHEASTERN INSTITUTE OF RESTORATIVE MEDICINE		1	1	50%	2
AFFORDABLE PRIMARY CARE LLC		2			2
LAKEVIEW HEALTHCARE SYSTEM LLC			2	100%	2
Church Creek SNF			2	100%	2
BAYSHORE MEDICAL CENTER			2	100%	2
MID - FLORIDA PATHOLOGY LLC		1	1	50%	2
FLORIDA KEYS PED & ADOLES CTR			2	100%	2
BAPTIST HEALTHCARE - LAKEVIEW CENTER INC		2			2
VITAL CARE CLINIC, LLC			2	100%	2
Kroger 686 - The Little Clinic Farragut		2			2
ACKERMAN CANCER CENTER		2			2
PANCARE HEALTH - FRANKLIN CO			2	100%	2
MINUTE CLINIC LLC #6765		2			2
MANASOTA PEDIATRICS			2	100%	2
KANSAS CITY VA MEDICAL CENTER			2	100%	2

COVID-19: testing by laboratory

Data through Feb 10, 2021 verified as of Feb 11, 2021 at 09:25 AM

Data in this report are provisional and subject to change.

The numbers in the table below represent the number of Florida and non-Florida residents for whom test results were received by the Department of Health. A person can be tested by more than one laboratory and can have both positive and negative results. **Therefore, the sum of the numbers in each column will be larger than the total number of people tested.**

Reporting lab	Inconclusive	Negative	Positive	Percent positive	Total
PLASMA MED RESEARCH DBA		2			2
JACKSON LABORATORY OF GENOMIC MEDICINE		2			2
CEDARS-SINAI MEDICAL CENTER			2	100%	2
COMMUNITY HEALTH CENTERS INC			2	100%	2
WARD MEMORIAL HOSPITAL		2			2
LEHIGH MEDICAL AND RESEARCH CENTER, INC			2	100%	2
BOSTON PUBLIC HEALTH COMMISSION			2	100%	2
LEGACY ER & URGENT CARE - FRISCO WEST			2	100%	2
ONE MEDICAL GROUP		1	1	50%	2
CLEVELAND CLINIC IMAGING			2	100%	2
SOUTHEAST GEORGIA HEALTH SYSTEM, INC D		2			2
WHOLE CHILD PEDIATRICS			2	100%	2
MANATEE MEMORIAL HOSPITAL CLINICAL LABORATORY			2	100%	2
PALMS OF FT MYERS,THE			2	100%	2
BLACKWATER RIVER			2	100%	2
JUPITER INTERNAL MEDICINE AND ASSOCIATES			2	100%	2
MAWD PATHOLOGY GROUP			2	100%	2
FLORIDA DEPARTMENT OF HEALTH (FDOH)			2	100%	2
FLORIDA MEDICAL CLINIC RADIOLOGY DALE MABRY		2			2
ADVENT HEALTH CENTRAL TEXAS		1	1	50%	2
MID-FLORIDA HEMATOLOGY AND ONCOLOGY CENTERS		2			2
ANDERSON COUNTY HOSPITAL			2	100%	2
UWMC MONTLAKE DEPT OF LAB MED			2	100%	2
SOUTH DAKOTA DEPARTMENT OF HEALTH		2			2
ALL4KIDZ PEDIATRICS LLC		2			2
CVS NH6596POCT HAMPTON		2			2
MERCY CONVENIENT CARE			2	100%	2
TALLAHASSEE MEMORIAL HEALTHCARE FAMILY MED RESIDENCY			2	100%	2
JOSEPH SCHENKER MD PC		2			2
SARNO FAMILY PRACTICE		1	1	50%	2
CVS IN6713POCT BLOOMINGTON		2			2
PRECISION DIAGNOSTIC INC		2			2
REGIONAL MEDICAL CENTER BAYONET POINT			2	100%	2
LIFESPRING COMMUNITY HEALTH		2			2
UNITED MEMORIAL MEDICAL CENTER			2	100%	2
NONA PEDIATRIC CENTER			2	100%	2
VA OUTPATIENT PHARMACY			2	100%	2
GREEN POINT RX INC DBA ALTRU CHEMISTS		2			2
UNIVERSITY OF MIAMI SCCC RESEARCH LABORATORY			2	100%	2
MINUTECLINIC DIAGNOSTICS OF IND LLC		1	1	50%	2
GRACE HEALTHCARE OF LAKE WALES		1	1	50%	2
Good Samaritan Society Waukon		2			2
PTC LABORATORIES			2	100%	2
LAB CORP OF AMER SAN DIEGO			2	100%	2
NORTON IMMEDIATE CARE CENTER - PRESTON			2	100%	2
HAWAII DEPARTMENT OF HEALTH			2	100%	2
CLEAR LAKE REGIONAL MEDICAL CENTER			2	100%	2

COVID-19: testing by laboratory

Data through Feb 10, 2021 verified as of Feb 11, 2021 at 09:25 AM

Data in this report are provisional and subject to change.

The numbers in the table below represent the number of Florida and non-Florida residents for whom test results were received by the Department of Health. A person can be tested by more than one laboratory and can have both positive and negative results. **Therefore, the sum of the numbers in each column will be larger than the total number of people tested.**

Reporting lab	Inconclusive	Negative	Positive	Percent positive	Total
CVS OH4301POCT NORTHFIELD		2			2
NYUMC CLINICAL LABORATORIES			2	100%	2
TGH Brandon Healthplex Laboratory			2	100%	2
DOCTORS MEDICAL CTR OF WALTON COUNTY			2	100%	2
NORTH DAKOTA VETERANS HOME		2			2
TWELVE OAKS RECOVERY CENTER			2	100%	2
DRR JMC URGENT CARE DONALD ROSS			2	100%	2
NATIONAL JEWISH HEALTH			2	100%	2
BENEVA LAKES ASSISTED LIVING CENTER			2	100%	2
SPRINGFIELD HOSPITAL LABORATORY			2	100%	2
ADVENTHEALTH MEDICAL GROUP PEDIATRICS AT APOPKA		2			2
MEDEXPRESS URGENT CARE, HERMITAGE		1	1	50%	2
INTERNAL MEDICINE ASSOCIATES-DUNELLON			2	100%	2
MEDEXPRESS URGENT CARE - LINCOLN N 26T		2			2
SWEETWATER NURSING CENTER		2			2
OAKBRIDGE TERRACE AT SAE			2	100%	2
CLINICAL PATHOLOGY LABORATORIES			2	100%	2
DEER'S HEAD CENTER		2			2
STARR COUNTY MEMORIAL HOSPITAL			2	100%	2
VETERANS AFFAIRS MEDICAL CENTER - GREATER LOS ANGELES			2	100%	2
CVS PA1657POCT YORK		1	1	50%	2
SOUTHERN SURGICAL ARTS		2			2
MIDDLEBURG PEDIATRICS			2	100%	2
MEDEXPRESS URGENT CARE-BLOOMFIELD AVEN		2			2
FIRST CHOICE MEDICAL PC			2	100%	2
CVS MINUTE CLINIC DIAGNOSTIC OF TN #3293		2			2
LEE MEMORIAL HOSPITAL BLOOD GAS LAB			2	100%	2
NEW BRIDGE MEDICAL CENTER		2			2
NORTH MCALLEN PEDIATRIC CENTER			2	100%	2
DASCENA LAB			2	100%	2
ARC POINT LABS OF AUSTIN NORTH			2	100%	2
NAVAL MEDICAL CENTER			2	100%	2
CVS MO4850POCT SPRINGFIELD		2			2
INSPIRIT SENIOR LIVING			2	100%	2
ASPIRUS RIVERVIEW HOSPITAL & CLINICS INC		1	1	50%	2
DEPT OF HEALTH			2	100%	2
SACRED HEART HOSPITAL ON THE EMERALD			2	100%	2
AUSTIN REGIONAL CLINIC MICROBIOLOGY LAB			2	100%	2
MINUTECLINIC, LLC (CLINIC 10928)		2			2
CENTRAL FLORIDA FAMILY HEALTH CENTER		2			2
GOLISANO PEDIATRICS PORT CHARLOTTE HARBOR		2			2
Providence of Sparta Health and Rehabilitation		2			2
POMONA VALLEY COMMUNITY HOSPITAL			2	100%	2
MID AMERICA CLINICAL LABS			2	100%	2
FHCP ASC - ORANGE CITY			2	100%	2
TRUSTBRIDGE			2	100%	2
BOND COMMUNITY HEALTH CENTER			2	100%	2

COVID-19: testing by laboratory

Data through Feb 10, 2021 verified as of Feb 11, 2021 at 09:25 AM

Data in this report are provisional and subject to change.

The numbers in the table below represent the number of Florida and non-Florida residents for whom test results were received by the Department of Health. A person can be tested by more than one laboratory and can have both positive and negative results. **Therefore, the sum of the numbers in each column will be larger than the total number of people tested.**

Reporting lab	Inconclusive	Negative	Positive	Percent positive	Total
BROOKDALE ALTAMONTE SPRINGS			2	100%	2
PEACEHEALTH CENTRAL		2			2
COOK HOSPITAL AND CARE CENTER		1	1	50%	2
GULF COAST REGIONAL MEDICAL CARE		2			2
ROCKWALL URGENT CARE			2	100%	2
HUMILITY OF MARY HEALTH PARTNERS			2	100%	2
Kroger 571 - The Little Clinic Hendersonville		1	1	50%	2
MAIN STREET MEDICAL CENTERS		2			2
VANAYER HEALTHCARE AND REHAB CENTER		2			2
MERCY HOSPITAL			2	100%	2
CHI MEMORIAL PRIMARY CARE ASSOCIATES-A		2			2
BAPTIST HOSPITAL NURSING/PATIENT CARE			2	100%	2
COMMUNITY HEALTH CENTERS OF PINELLAS, INC			2	100%	2
INTERNAL MEDICINE & PEDIATRICS WELLNESS CENTER			2	100%	2
HOPE HEALTH CARE, LLC		2			2
SAFE PMC		2			2
INTEGRATED REGIONAL LABS			2	100%	2
CHAPPEL GROUP RESEARCH, THE		2			2
MIDDLE TENN MENTAL HEALTH INSTITUTE		2			2
ADVENTHEALTH IMAGING PARTIN SETTLEMENT			2	100%	2
DELAWARE DIAGNOSTICS LABS			2	100%	2
MAGNOLIA MANOR OF COLUMBUS		2			2
CHESTERFIELD HEALTHCARE GROUP, INC		2			2
CVS PA233POCT NEWTOWN SQUARE		2			2
MEDEXPRESS URGENT CARE FOX CHAPEL		2			2
BAYMEADOWS PRIMARY CARE		2			2
CVS IN7653POCT EVANSVILLE		1	1	50%	2
LIFEPLUS HEALTHCARE GROUP INC		2			2
INA		1	1	50%	2
TANVIR H SHAGAR NP		2			2
PALMETTO FAMILY HEALTH CENTER			2	100%	2
MOBILE COUNTY HEALTH DEPARTMENT		1	1	50%	2
ASCENSION ST VINCENT'S RIVERSIDE			2	100%	2
MEDEXPRESS URGENT CARE - CEDAR KNOLLS		2			2
LEESBURG REGIONAL MEDICAL CENTER URGENT CARE			2	100%	2
441 URGENT CARE-MULBERRY			2	100%	2
MINUTECLINIC, LLC #05891		1	1	50%	2
CORNERSTONE MEDICAL CARE OF BRANDON		2			2
ORLANDO LUTHERAN TOWERS		1	1	50%	2
ATHENA CARE RESOURCES LLC		2			2
WARE EXPRESS CARE			2	100%	2
PM PEDIATRICS OF SELDEN, PLLC		2			2
LIFETIME FAMILY URGENT CARE			2	100%	2
ALL PEDIATRIC CARE PA			2	100%	2
FOUNDCARE, INC			2	100%	2
STARR CITY OF ROMA COMMUNITY CENTER			2	100%	2
NORTHSIDE FAMILY MEDICINE AND URGENT CARE (EAST COBB)		2			2

COVID-19: testing by laboratory

Data through Feb 10, 2021 verified as of Feb 11, 2021 at 09:25 AM

Data in this report are provisional and subject to change.

The numbers in the table below represent the number of Florida and non-Florida residents for whom test results were received by the Department of Health. A person can be tested by more than one laboratory and can have both positive and negative results. **Therefore, the sum of the numbers in each column will be larger than the total number of people tested.**

Reporting lab	Inconclusive	Negative	Positive	Percent positive	Total
BRANDYWYNE HEALTH CARE CENTER			2	100%	2
MINUTECLINIC DIAGNOSTIC OF KANSAS PA		2			2
DOCTOR'S IN-HOUSE LAB/COMMUNITY HEALTH CENTERS OF PINELLAS - JOHNNIE R			2	100%	2
TMH EC NORTHEAST LABORATORY			2	100%	2
HAMILTON CHD		2			2
ORLANDO FAMILY PHYSICIANS INC			2	100%	2
METHODIST MANSFIELD MEDICAL CENTER			2	100%	2
MEMORIAL HOSPITAL OF CARBONDALE			2	100%	2
STANFORD HEALTH CARE ANATOMIC PATHOLOGY & CLINICAL LAB			2	100%	2
GOUVERNEUR HOSPITAL LABORATORY		2			2
GOLDMAN SACHS HEALTH CENTER		2			2
BOONES CREEK URGENT CARE		1	1	50%	2
MINUTECLINIC DIAGNOSTIC OF OHIO #6139		2			2
ADVANCED HEALTHCARE ASSOCIATES		2			2
UNIVERSITY OF MISSOURI HEALTH CARE			2	100%	2
PICHARDO CLINIC, THE			2	100%	2
MAGNOLIA ADULT, LLC			2	100%	2
CHEROKEE COUNTY HEALTH AND REHAB CENTER		2			2
BFT LAB			2	100%	2
CVS NV2928POCT LAS VEGAS		2			2
CONWAY MEDICAL CENTER			2	100%	2
CVS PA6902POCT BRYN MAWR		1	1	50%	2
SCDHEC BUREAU OF LABORATORIES			2	100%	2
COL CROSSROAD		1	1	50%	2
VAULT HEALTH			2	100%	2
MEMORIAL HERMANN			2	100%	2
CRUC CMCH-COVID-19		2			2
RAPID RESULT CORP LLC		1	1	50%	2
POMERENE HOSPITAL			2	100%	2
MEDEXPRESS URGENT CARE - JEANNETTE		2			2
PANCARE HEALTH - SNEADS ELEMENTARY			2	100%	2
LABRADOR PRIMARY CARE CENTER			2	100%	2
Lake Charles Healthcare LLC dba Landmark Lake Charles			2	100%	2
CVS TX1104POCT ALLEN		2			2
HAMILTON COUNTY HEALTH DEPARTMENT		2			2
BROOKDALE LAKE MARY			2	100%	2
DOWN HOME MEDICAL			2	100%	2
VOLUNTEERS OF AMERICA OF FLORIDA			2	100%	2
SUPER HEALTH PHARMACY LLC		2			2
MINUTECLINIC 7196		2			2
THE FOUNTAIN AT BOCA CIEGA BAY		2			2
PATIENT FIRST MEDICAL CENTER-CARYTOWN			2	100%	2
CONCENTRA - PLANT CITY		2			2
BRITO MEDICAL CENTER			2	100%	2
WILLAMETTE VALLEY TOXICOLOGY LLC		2			2
HOLY TRINITY PHARMACY LLC		2			2
PREMIER MEDICAL LABORATORY			2	100%	2

COVID-19: testing by laboratory

Data through Feb 10, 2021 verified as of Feb 11, 2021 at 09:25 AM

Data in this report are provisional and subject to change.

The numbers in the table below represent the number of Florida and non-Florida residents for whom test results were received by the Department of Health. A person can be tested by more than one laboratory and can have both positive and negative results. **Therefore, the sum of the numbers in each column will be larger than the total number of people tested.**

Reporting lab	Inconclusive	Negative	Positive	Percent positive	Total
MEDEXPRESS URGENT CARE - SPRINGFIELD, COOLEY ST		2			2
INTEAM HEALTH, INC.			2	100%	2
CARE NOW DENTON			2	100%	2
NEW GEN LABS			2	100%	2
BLUEWATER TOXICOLOGY			2	100%	2
MEDICAL CENTER OF CENTRAL GEORGIA			2	100%	2
MEDEXPRESS URGENT CARE - OMAHA N 72 ST		2			2
SPECTRA LABS		1	1	50%	2
CVS IL8751POCT CHICAGO		2			2
DOCTOR 4 U CLINIC			2	100%	2
LACORP		1	1	50%	2
Huntington Health Care and Rehabilitation Center		2			2
CROSSROADS			2	100%	2
VELOCITY URGENT CARE			2	100%	2
ATLAS GENOMICS			2	100%	2
CVS MINUTE CLINIC DIAGNOSTIC MED GRP		2			2
CVS CA8850POCT HUNTINGTON BEACH		1	1	50%	2
MINUTE CLINIC DIAGNOSTIC OF VIRGINIA, LLC #1905		2			2
CVS MO8581POCT BLUE SPRINGS		1	1	50%	2
TRICORE REFERENCE LABORATORY		1	1	50%	2
MOBILE HEALTH LABS LLC			2	100%	2
MINUTECLINIC DIAGNOSTIC PA #3344		2			2
THOMASVILLE REGIONAL MEDICAL CENTER		2			2
EXPRESS CARE OF THE SHOALS		1	1	50%	2
RIGHT AT HOME			2	100%	2
Iron County Medical Care Facility		2			2
STUART SURGERY CENTER, LLC			2	100%	2
CARE NOW, INC			2	100%	2
CVS NC7047POCT DURHAM		2			2
RIVERVIEW MEDICAL CLINIC		2			2
CVS PA7611POCT ALLISON PARK		2			2
SOUTHEAST GEORGIA HEALTH SYSTEM			2	100%	2
RCA LABORATORY SERVICES LLC			2	100%	2
MONICE DR.			2	100%	2
MINUTECLINIC #1773		2			2
CABELL HUNTINGTON HOSPITAL CLINICAL LAB			2	100%	2
Kroger 853 - The Little Clinic East Broad Street		2			2
SARASOTA MEMORIAL MEDICAL URGENT CARE CENTER			2	100%	2
SPECIALTY LABORATORIES			2	100%	2
MD NOW URGENT CARE MEDICAL CENTERS INC			2	100%	2
ASSOCIATES IN UROGYNECOLOGY MD LLC		2			2
BAYSTATE MEDICAL CENTER		1	1	50%	2
SOUTH BEND MEDICAL FOUNDATION			2	100%	2
MEDEXPRESS URGENT CARE - BROOKHAVEN		2			2
TEXAS HEALTH CARE			2	100%	2
UF KANAPAHA LAB BEAKER		2			2
Hartwell Health and Rehabilitation		2			2

COVID-19: testing by laboratory

Data through Feb 10, 2021 verified as of Feb 11, 2021 at 09:25 AM

Data in this report are provisional and subject to change.

The numbers in the table below represent the number of Florida and non-Florida residents for whom test results were received by the Department of Health. A person can be tested by more than one laboratory and can have both positive and negative results. **Therefore, the sum of the numbers in each column will be larger than the total number of people tested.**

Reporting lab	Inconclusive	Negative	Positive	Percent positive	Total
CATHOLIC HEALTH LABORATORY SERVICES		2			2
University Center East			2	100%	2
HARBORCHASE OF GAINESVILLE			2	100%	2
LEGACY LABORATORY SERVICES			2	100%	2
CARE 365			2	100%	2
MEDEXPRESS - WILMINGTON KIRKWOOD HIGHWAY		2			2
Hackensack Univ Medical Center At Pasc		1	1	50%	2
MINUTECLINIC, LLC, DBA MINUTECLINIC #4		2			2
LABCORP OF AMERICA HOLDINGS		1	1	50%	2
CVS MO10151POCT SPRINGFIELD		1	1	50%	2
FLEET LANDING			2	100%	2
USCG ABBOTT BINAXNOW		1	1	50%	2
WISE HEALTH SYSTEM		1	1	50%	2
BERGEN COUNTY SURGICAL AND ENDOSCOPY CENTER		2			2
BREVARD COUNTY JAIL			1	100%	1
WALGREENS # 12338		1			1
SOPHIA MEDICAL ASSOCIATES, PC			1	100%	1
LAB PLUS, LLC AT ASCENSION SAINT THOMA		1			1
ADVENTHEALTH MEDICAL GROUP ADULT AND SENIOR HEALTH			1	100%	1
HEALTH GUAGE			1	100%	1
Carington Park			1	100%	1
EDGAR PRICE FAMILY & CHILDREN HEALTHCARE CENTER			1	100%	1
US LABORATORIES			1	100%	1
USCG AIR STATION CLEARWATER CLINIC			1	100%	1
FRASER MEMORIAL HOSPITAL			1	100%	1
BRISTOL REGINAL MEDICAL CENTER			1	100%	1
Kroger - KRO01100688			1	100%	1
Good Samaritan Society - Albion		1			1
YOUTH HEALTH CENTER OF HUNTINGTON		1			1
Country View of Sunbury			1	100%	1
UT HEALTH RGV CLINICAL LABORATORY			1	100%	1
NORTH COUNTRY FAMILY HEALTH CENTER INC		1			1
MINUTE CLINIC LLC #1909		1			1
CORDOVA FAMILY PRACTICE			1	100%	1
MEDEXPRESS URGENT CARE - LINCOLN		1			1
Buena Vista Care Center		1			1
NYU WINTHROP LABORATORY		1			1
CONCENTRA - TAMPA EAST		1			1
BLOSSOMS ASSISTED LIVING 1 LLC			1	100%	1
The Carrington		1			1
LAKE VIEW COURT		1			1
FAIRFIELD MEDICAL CENTER			1	100%	1
Summit Medical Group Morristown Oncology		1			1
GSM OCED Subsection			1	100%	1
EASTSIDE MEDICAL CLINIC		1			1
Kroger 777 - The Little Clinic Shelbyville		1			1
RED BUG LAKE ROAD OVIEDO COVID			1	100%	1

COVID-19: testing by laboratory

Data through Feb 10, 2021 verified as of Feb 11, 2021 at 09:25 AM

Data in this report are provisional and subject to change.

The numbers in the table below represent the number of Florida and non-Florida residents for whom test results were received by the Department of Health. A person can be tested by more than one laboratory and can have both positive and negative results. **Therefore, the sum of the numbers in each column will be larger than the total number of people tested.**

Reporting lab	Inconclusive	Negative	Positive	Percent positive	Total
COLONIAL VILLA GOOD SAMARITAN CENTER		1			1
SEACOAST PATHOLOGY PROFESSIONAL ASSOC		1			1
ST JOHNS MEDICAL CENTER		1			1
Glen Oaks Health and REhabilitation		1			1
KIDSVILLE PEDIATRICS IV PA		1			1
VANDERBILT UNIVERSITY MEDICAL CENTER			1	100%	1
REGIONAL MEDICAL LABORATORY			1	100%	1
PROMUS DIAGNOSTICS, LLC			1	100%	1
OMNICARE PHARMACY OF TEXAS 1, LP		1			1
MAINE HEALTH AND ENVIRONMENTAL TESTING LABORATORY			1	100%	1
MOSOLF PEDIATRICS PA			1	100%	1
CVS HEALTH, #5962		1			1
Raleigh Center (WV)			1	100%	1
SILVER SPRINGS SHORES DIALYSIS			1	100%	1
HIGHLANDS CLINICAL LABORATORY			1	100%	1
CVS AZ5892POCT LAVEEN		1			1
CROZER-CHESTER MEDICAL CENTER			1	100%	1
Walgreens #9890		1			1
AFTER HOURS CLINIC			1	100%	1
UF HEALTH THE VILLAGES			1	100%	1
CAROLINAS HEALTHCARE SYSTEM LAB			1	100%	1
MT CARMEL PHARMACY INC		1			1
CHRISTUS SPOHN HOSPITAL			1	100%	1
ManorCare Rehab Center of Marietta		1			1
West Melbourne Health and Rehabilitation Center			1	100%	1
LAKE REGIONAL HEALTH			1	100%	1
CITRUS DERMATOLOGY			1	100%	1
Kroger 923 - The Little Clinic Centerville		1			1
ADVANCE GASTROENTEROLOGY			1	100%	1
TALLAHASSEE DIALYSIS		1			1
CLINICAL MICROBIOLOGY LAB FAIRVIEW UNIVERSITY HOSPITAL			1	100%	1
CHILDRENS HEALTHCARE CTE OF NORTHERN		1			1
PROVIDENCE HOSPITAL			1	100%	1
Riverside Nursing & Rehabilitation Center		1			1
TMH PHYSICIAN PARTNERS			1	100%	1
NORTHEAST TEXAS DIALYSIS		1			1
NEW ULM MEDICAL CENTER			1	100%	1
CVS OH4300POCT STRONGSVILLE		1			1
METHODISM MIDLOTHIAN MEDICAL CENTER			1	100%	1
PREVENTIVE CARDIOLOGY AND INTERNAL MEDICINE ASSOCI			1	100%	1
WINNIFRED ASSISTED LIVING FACILITY INC		1			1
Oak Hill Health & Rehabilitation Center			1	100%	1
CVS IN5696POCT FORT WAYNE		1			1
HARDIN HEALTH INC		1			1
ADVANTA LABS, LLC		1			1
Accordius Health at Gastonia			1	100%	1
Arch Plaza Nursing and Rehabilitation Center			1	100%	1

COVID-19: testing by laboratory

Data through Feb 10, 2021 verified as of Feb 11, 2021 at 09:25 AM

Data in this report are provisional and subject to change.

The numbers in the table below represent the number of Florida and non-Florida residents for whom test results were received by the Department of Health. A person can be tested by more than one laboratory and can have both positive and negative results. **Therefore, the sum of the numbers in each column will be larger than the total number of people tested.**

Reporting lab	Inconclusive	Negative	Positive	Percent positive	Total
LAB. CORP. OF AMERICA			1	100%	1
Broomall Manor		1			1
MINUTECLINIC DIAGNOSTIC, PA		1			1
ASANTE ROGUE REGIONAL MEDICAL CENTER L		1			1
MEMORIAL HEALTH SYSTEM		1			1
DECATUR MORGAN HOSPITAL - DECATUR GENE		1			1
JMC TALLAHASSEE, LLC			1	100%	1
SUNY AT STONY BROOK			1	100%	1
PARKWAY REGIONAL MEDICAL CENTER LAB			1	100%	1
CANDLER HOSPITAL			1	100%	1
NEMOURS CHILDRENS URGENT CARE			1	100%	1
OXY-GENLAB			1	100%	1
WALGREENS #15291		1			1
HOLYOKE MEDICAL CENTER			1	100%	1
EAST END PEDIATRICS		1			1
BAPTIST MEDICAL PLAZA AT WESTCHESTER			1	100%	1
MEDONE URGENT CARE			1	100%	1
Masonic Medical Research Institute			1	100%	1
COLONIAL MEDICAL CENTER-EAST ORLANDO			1	100%	1
CFHC - FROSTPROOF			1	100%	1
SPECIALTY DRUG TESTING			1	100%	1
MID-SOUTH URGENT CARE, PLLC			1	100%	1
NORWALK HOSPITAL			1	100%	1
Good Samaritan Society-Atkinson		1			1
THE HEART HOSPITAL BAYLOR PLANO			1	100%	1
MEDEXPRESS URGENT CARE - CABOT			1	100%	1
VA OPTOMETRY CLINIC			1	100%	1
BAYFRONT CARDIOVASCULAR ASSOCIATES			1	100%	1
Sage Bluff Health & Rehabilitation Center		1			1
PUBLIC HEALTH LABORATORIES			1	100%	1
ARIZONA STATE LABORATORY			1	100%	1
BAYSHORE DIALYSIS			1	100%	1
WOMENS CARE FLORIDA LLC			1	100%	1
BIOLOGICAL AND CHEMICAL EMERGENCIES LABORATORY			1	100%	1
CVS NV3210POCT LAS VEGAS		1			1
JACKSONVILLE VA OPC			1	100%	1
SEWALLS POINT PHARMACY INC			1	100%	1
Elm Crest Senior Living Community		1			1
TRIPLE O RESEARCH INSTITUTE PA			1	100%	1
THYROID SPECIALTY LABORATORY			1	100%	1
ADVANCED LABORATORY SERVICES			1	100%	1
CARENOW URGENT CARE-HENDERSONVILLE		1			1
CLARKSVILLE MANOR INC		1			1
LSU MEDICAL CENTER			1	100%	1
MED-LAKE LABORATORY			1	100%	1
Florence Nursing and Rehabilitation Center		1			1
ROBERTS WESLEYAN COLLEGE HEALTH CENTE		1			1

COVID-19: testing by laboratory

Data through Feb 10, 2021 verified as of Feb 11, 2021 at 09:25 AM

Data in this report are provisional and subject to change.

The numbers in the table below represent the number of Florida and non-Florida residents for whom test results were received by the Department of Health. A person can be tested by more than one laboratory and can have both positive and negative results. **Therefore, the sum of the numbers in each column will be larger than the total number of people tested.**

Reporting lab	Inconclusive	Negative	Positive	Percent positive	Total
MIAMI CHILDRENS HOSPITAL MIDTOWN OUTPATIENT CENTER			1	100%	1
QC LABORATORY			1	100%	1
OMNI HEALTHCARE INC			1	100%	1
YOUR KIDS URGENT CARE			1	100%	1
Court House Center		1			1
CACERES SPECIALIZED GYNECOLOGY		1			1
MARYWOOD HEIGHTS		1			1
SARASOTA MEMORIAL HOSPITAL		1			1
PEDIATRIC ASSOCIATES - JACKSONVILLE			1	100%	1
Garden Villa Bedford		1			1
SPRINGFIELD HOSPITAL			1	100%	1
SHANDS JACKSONVILLE CLINICAL CENTER			1	100%	1
ULTIMATE ANALYSIS LABORATORY			1	100%	1
YOUR HEALTH PEDIATRICS INC			1	100%	1
ST. VINCENT HOSPITAL			1	100%	1
ONPOINT URGENT CARE			1	100%	1
CAN COMMUNITY HEALTH LLC		1			1
DERMDX, DIV OF AURORA DIAGNOSTICS/BERNHARDT LAB		1			1
Monument Health Strugis Care Center		1			1
STANLY REGIONAL MEDICAL CENTER			1	100%	1
OPTIMAL MEDICINE INC		1			1
PCG MOLECULAR			1	100%	1
MEDEXPRESS URGENT CARE - ANDERSON		1			1
COSTCO PHARMACY #1023			1	100%	1
WELLNOW URGENT CARE-OSWEGO			1	100%	1
INDIAN RIDGE		1			1
MEDEXPRESS URGENT CARE - TOPEKA, SW WANAMAKER RD		1			1
MEDEXPRESS URGENT CARE - LEOMINSTER		1			1
LABORATORY COPRORATION OF AMERICA			1	100%	1
KEY WEST BRANCH MEDICAL CLINIC			1	100%	1
PRIME CARE FAMILY MEDICINE			1	100%	1
EXCEPTIONAL EMERGENCY CENTER			1	100%	1
15 TO KNOW			1	100%	1
NORTHEAST FLORIDA HEALTH SERVICES			1	100%	1
COASTAL ER IX, PHYSICIANS PREMIER			1	100%	1
THE LITTLE CLINIC, LLC			1	100%	1
PORTAGE MEDICAL CENTER			1	100%	1
Cerenity Senior Care-White Bear Lake		1			1
PHYSICIANS PRIMARY CARE LEHIGH PEDS			1	100%	1
MRMC LAB MICRO			1	100%	1
HEALTH NETWORK			1	100%	1
CHIPOLA QUICK CARE			1	100%	1
MEDEXPRESS URGENT CARE - LAWRENCE		1			1
FLORIDA STATE UNIVERSITY HEALTH SERVICES			1	100%	1
Cooperstown Center for Nursing and Rehabillitation		1			1
WINCHESTER HOSPITAL			1	100%	1
NANCY M WORTHINGTON MD PA			1	100%	1

COVID-19: testing by laboratory

Data through Feb 10, 2021 verified as of Feb 11, 2021 at 09:25 AM

Data in this report are provisional and subject to change.

The numbers in the table below represent the number of Florida and non-Florida residents for whom test results were received by the Department of Health. A person can be tested by more than one laboratory and can have both positive and negative results. **Therefore, the sum of the numbers in each column will be larger than the total number of people tested.**

Reporting lab	Inconclusive	Negative	Positive	Percent positive	Total
MED TECH CLINICAL LABORATORY		1			1
BHA TITUSVILLE CLINIC			1	100%	1
RIVERTON CBOC			1	100%	1
Crowne Health Care of Mobile		1			1
Henry County Health and Rehabilitation		1			1
PSL JAX BEACH OPERATIONS LLC			1	100%	1
Kroger 539 - The Little Clinic Memorial Blvd.		1			1
ANDREWS			1	100%	1
CLINTON DRUG STORE		1			1
CLINICAL LABORATORY DEPARTMENT			1	100%	1
HANCOCK REGIONAL HOSPITAL		1			1
IDAHO HEALTH DEPARTMENT			1	100%	1
Oakview Manor Health and Rehab		1			1
ASHLEY PEDICATRICS DAY AND NIGHT CLINIC			1	100%	1
TENNOVA ER - SANGO			1	100%	1
HOLMES FAMILY PRACTICE PA			1	100%	1
SPECTRUM LUDINGTON			1	100%	1
WEST CARVER MEDICAL ASSOCIATES		1			1
SPECTRUM LABORATORY			1	100%	1
Kroger 895 - The Little Clinic Green Hills		1			1
NORTH SHORE HEMATOLOGY-ONCOLOGY ASSOCIATES		1			1
FLORIDA ADVANCED MEDICAL AND DERM AESTHETICS LLC			1	100%	1
WEST BOYNTON DIALYSIS			1	100%	1
CENTRAL TX URGENT CARE			1	100%	1
CVS PA371POCT PHILADELPHIA		1			1
Kroger 444 - The Little Clinic Dent		1			1
CVS M08556POCT KANSAS CITY		1			1
INNOVATIVE HEALTH DIAGNOSTIC OF CALIFORNIA			1	100%	1
CVS TX3292POCT WYLIE		1			1
Robinson Terrace Rehabilitation and Nursing Center		1			1
THE TOLEDO HOSPITAL			1	100%	1
MINUTECLINIC DIAGNOSTIC MED GRP OF ORA			1	100%	1
PINELLAS CHD - CLEARWATER			1	100%	1
Jersey City Medical Center		1			1
NATIONAL INSTITUTES OF HEALTH CLINICAL CENTER			1	100%	1
HIGH DESERT COURT GROUP HOME			1	100%	1
ST VINCENTS AMBULATORY CARE INC			1	100%	1
PRIMARY HEALTH CARE ASSOCIATES INC			1	100%	1
WALGREENS #5130			1	100%	1
UNIVERSITY OF MARYLAND PATHOLOGY ASSOCIATES			1	100%	1
DR JAMES D FORBES FAMILY CARE CENTER			1	100%	1
MEDEXPRESS URGENT CARE - WESTFIELD, E MAIN ST			1	100%	1
MEDEXPRESS URGENT CARE - HADLEY		1			1
ADVANCE HEALTH AND WELLNESS SOLUTIONS			1	100%	1
CVS AZ33POCT TEMPE		1			1
GWINNETT MEDICAL CENTER			1	100%	1
Rehab Select of Talladega		1			1

COVID-19: testing by laboratory

Data through Feb 10, 2021 verified as of Feb 11, 2021 at 09:25 AM

Data in this report are provisional and subject to change.

The numbers in the table below represent the number of Florida and non-Florida residents for whom test results were received by the Department of Health. A person can be tested by more than one laboratory and can have both positive and negative results. **Therefore, the sum of the numbers in each column will be larger than the total number of people tested.**

Reporting lab	Inconclusive	Negative	Positive	Percent positive	Total
Community Care Center of Heritage House, LLC			1	100%	1
AUGUSTA HEALTH CLINICAL LABORATORY			1	100%	1
OHSU LABORATORY SERVICES		1			1
PREMIUM HOME HEALTH CARE INC			1	100%	1
NAVARRO MEDICAL CENTERS LLC			1	100%	1
CLINICAL CARE, INC			1	100%	1
Washington County Nursing HMe			1	100%	1
Kroger 549 - The Little Clinic Clinton Highway		1			1
MORSELIFE HOME CARE INC			1	100%	1
ST JOHNS PEDIATRICS PA		1			1
ODYSSEY HEALTH CARE OF MARION COUNTY LLC		1			1
GULF COUNTY HEALTH DEPARTMENT			1	100%	1
TRINITY DIALYSIS			1	100%	1
PROGRESSIVE MEDICAL LAB LLC			1	100%	1
ARCADIA DIALYSIS CENTER			1	100%	1
NEMOURS CHILDREN'S PRIMARY CARE			1	100%	1
ER NEAR ME HULEN		1			1
WALGREENS NO 19542		1			1
Moab Regional Hospital			1	100%	1
Kroger 968 - The Little Clinic Colerain Township		1			1
MINUTECLINIC LLC (2335)		1			1
CVS AZ7263POCT PHOENIX		1			1
DOCTORS AFTER HOURS URGENT CARE CENTER			1	100%	1
APPLECARE URGENT CARE KINGSLAND			1	100%	1
ST VINCENTS OUTPATIENT IMAGING		1			1
Chateau Living Center			1	100%	1
RAJ K PAI MD PA			1	100%	1
SMA BEHAVIORAL HEALTH SERVICES INC		1			1
ORLANDO PHYSICIAN NETWORK		1			1
MINUTE CLINIC DIAGNOSTIC MED GRP OF CA		1			1
Caldwell Care		1			1
UNLIMITED MEDICAL SERVICES OF FL PL DBA		1			1
LIMA MEMORIAL HOSPITAL			1	100%	1
FLORIDA HEALTH CARE MEDICAL GROUP		1			1
QUEST DIAGNOSTICS INCORPORATED			1	100%	1
The Center at Centennial			1	100%	1
WESTOX LABS		1			1
HEALTH MED HOME CARE, LLC		1			1
FOUNDATION LABORATORY			1	100%	1
MARTIN MEM FAMILY CARE AT ST LUCIE W			1	100%	1
SWIFTCARE URGENT CARE, PLLC			1	100%	1
Hillside Manor Rehabilitation and Extended Care Center		1			1
ALLEGANY COUNTY DEPARTMENT OF HEALTH		1			1
POUDRE VALLEY HOSPITAL			1	100%	1
CEPERO PEDIATRICS PA			1	100%	1
CIRRUS DX			1	100%	1
AURORA CONSOLIDATED LABORATORY			1	100%	1

COVID-19: testing by laboratory

Data through Feb 10, 2021 verified as of Feb 11, 2021 at 09:25 AM

Data in this report are provisional and subject to change.

The numbers in the table below represent the number of Florida and non-Florida residents for whom test results were received by the Department of Health. A person can be tested by more than one laboratory and can have both positive and negative results. **Therefore, the sum of the numbers in each column will be larger than the total number of people tested.**

Reporting lab	Inconclusive	Negative	Positive	Percent positive	Total
CULVER CITY URGENT CARE			1	100%	1
HSRE-ASL CASSELBERRY TRS, LLC			1	100%	1
FIRST CARE WALK IN CLINIC LLC			1	100%	1
A.G. Rhodes		1			1
MEMORIALCARE LONG BEACH MEDICAL CENTER			1	100%	1
ELKHART GENERAL HOSPITAL			1	100%	1
DORA HOME CARE			1	100%	1
Riviera Health Resort		1			1
ENCOMPASS HEALTH REHABILITATION			1	100%	1
CHATSWORTH ASSISTED LIVING COMMUNITY AT PGA NATIONAL			1	100%	1
WILMINGTON NURSING AND REHAB			1	100%	1
Valley View Health and Rehabilitation, LLC		1			1
CERMAK HEALTH SERVICES			1	100%	1
CONTINENTAL HOME HEALTH CARE INC			1	100%	1
MISSISSIPPI VALLEY REGIONAL BLOOD CENTER			1	100%	1
NULEASE MEDICAL SOLUTIONS			1	100%	1
UMASS MEMORIAL MEDICAL CENTER, INC		1			1
ADVANCED RESEARCH AND DIAGNOSTIC LABORATORY UNIVERSITY OF MINNESOTA			1	100%	1
PANCARE HEALTH - BRUCE			1	100%	1
WEST COAST CLINICAL LABS INC			1	100%	1
HOUSTON DEPARTMENT OF HEALTH AND HUMAN SERVICES			1	100%	1
Avera Sr. James Care Center		1			1
CARE ADVANTAGE			1	100%	1
NSPIRE HEALTHCARE PLANTATION			1	100%	1
THE HOSPITALS OF PROVIDENCE EMERGENCY ROOM			1	100%	1
ADVANCED MEDICAL LABORATORIES (AML)			1	100%	1
QUALITY LAB			1	100%	1
HIGHLAND LABORATORY			1	100%	1
Baypoint Healthcare Center			1	100%	1
Beth Sholom Home of Eastern Virginia			1	100%	1
CVS PA1193POCT JENKINTOWN		1			1
MYCLINIC, INC			1	100%	1
DOCTORS HOSPITAL OF LAREDO			1	100%	1
ROSE MEDICAL CENTER LAB			1	100%	1
LabCorp L#09258295 M#09258285			1	100%	1
TRIHEALTH			1	100%	1
COASTAL PEDIATRICS LLC			1	100%	1
URGENT DOC -NACOGODOCHES CLINIC			1	100%	1
MERCY MEDICAL CENTER INC			1	100%	1
CVS OH6164POCT DELAWARE		1			1
FAMILY PRACTICE OF CENTRAL FLORIDA PA			1	100%	1
CVS IL8750POCT CHICAGO		1			1
PEDRO L ORTEGA MD PA			1	100%	1
PALM BEACH DIABETES AND ENDOCRINE SPECIALISTS, PA			1	100%	1
MEDEXPRESS URGENT CARE - WICHITA, N MAIZE RD		1			1
MEMORIAL HOSPITAL LOS BANOS			1	100%	1
EXCEL URGENT CARE OF NJ			1	100%	1

COVID-19: testing by laboratory

Data through Feb 10, 2021 verified as of Feb 11, 2021 at 09:25 AM

Data in this report are provisional and subject to change.

The numbers in the table below represent the number of Florida and non-Florida residents for whom test results were received by the Department of Health. A person can be tested by more than one laboratory and can have both positive and negative results. **Therefore, the sum of the numbers in each column will be larger than the total number of people tested.**

Reporting lab	Inconclusive	Negative	Positive	Percent positive	Total
HELGEMO & LIOU PEDIATRICS			1	100%	1
BAYOU URGENT CARE			1	100%	1
ALL CARE URGENT CARE			1	100%	1
HORIZON MEDICAL CENTER			1	100%	1
HOLLAND COMMUNITY HOSPITAL		1			1
ELATION HEALTH		1			1
THE INTERNAL MEDICAL GROUP		1			1
ATHENS LIMESTONE HOSPITAL		1			1
THE LITTLE CLINIC LLC			1	100%	1
CVS NV8784POCT LAS VEGAS		1			1
Crisp Regional Nursing and Rehab Center		1			1
LIFE CARE CENTER OF HILTON HEAD		1			1
EVANS FAMILY CARE PA			1	100%	1
BOLLES SCHOOL, THE			1	100%	1
NASSAU COUNTY HEALTH DEPARTMENT		1			1
PALMETTO BAY MEDICAL CENTER			1	100%	1
ST ANTHONY'S PINELLAS CARE CLINIC			1	100%	1
KENT		1			1
Manor Care of Dallastown d/b/a ManorCare Health Services - Dallastown		1			1
DEVLAB, LLC			1	100%	1
Brio of Johnston		1			1
BRANDON OUTREACH CLINIC			1	100%	1
JPS HEALTH CENTER AT TRUE WORTH PLACE			1	100%	1
MERRILL GARDENS AT CHAMPIONSGATE			1	100%	1
Bayou Vista Community Care Center			1	100%	1
TITUS REGIONAL MEDICAL CENTER			1	100%	1
MONMOUTH MEDICALC ENTER		1			1
GOSHEN HOSPITAL			1	100%	1
SANITAS RESEARCH LLC			1	100%	1
WHEATON FRANCISCAN LABORATORY			1	100%	1
SEATTLE-KING COUNTY			1	100%	1
STARLING AT SAN JOSE			1	100%	1
VIVEX/UMTB BIOMEDICAL			1	100%	1
HEALTHCARE AND REHAB OF SANFORD			1	100%	1
TREASURE COAST URGENT & FAMILY CARE			1	100%	1
HERNANDO COUNTY HEALTH DEPT			1	100%	1
SAINT BARNABAS MEDICAL CENTER		1			1
Cortland Acres Association		1			1
Walgreens #10988		1			1
GADSDEN FAMILY PRACTICE		1			1
WAKE FOREST MEDICAL CENTER LABORATORY			1	100%	1
BEAUMONT HOSPITAL			1	100%	1
SUN CLINICAL LABORATORIES			1	100%	1
LITTLE FALLS HOSPITAL LABORATORY		1			1
MD NOW MEDICAL CENTERS, INC			1	100%	1
SIGNATURE CARE MIDLAND			1	100%	1
CLEVELAND HEARTLAB			1	100%	1

COVID-19: testing by laboratory

Data through Feb 10, 2021 verified as of Feb 11, 2021 at 09:25 AM

Data in this report are provisional and subject to change.

The numbers in the table below represent the number of Florida and non-Florida residents for whom test results were received by the Department of Health. A person can be tested by more than one laboratory and can have both positive and negative results. **Therefore, the sum of the numbers in each column will be larger than the total number of people tested.**

Reporting lab	Inconclusive	Negative	Positive	Percent positive	Total
MEA PRIMARY CARE PLUS BYRAM			1	100%	1
METROPOLITAN			1	100%	1
CURA LABORATORY SERVICES			1	100%	1
HEALTH CARE SERVICES LC			1	100%	1
MID-FLORIDA PATHOLOGY LLC		1			1
JACKSON MADISON CO. GEN. HOSPITAL			1	100%	1
HUNEYCUTT FAMILY PRACTICE			1	100%	1
REFERENCE LABORATORY			1	100%	1
SURGERY CENTER, THE			1	100%	1
NORTH BREVARD CHILDRENS MEDICAL CENTER			1	100%	1
FRESENIUS KIDNEY CARE FORT WALTON BEACH			1	100%	1
GAMMA HEALTHCARE, INC		1			1
NABI		1			1
FLORIDA HOME HEALTH			1	100%	1
CARSON NURSING AND REHABILITATION CENTER		1			1
Courtenay Springs Village			1	100%	1
TEVAPHARM			1	100%	1
Kroger 390 - The Little Clinic North College Hill		1			1
Dulles Health and Rehab Center		1			1
Bethel Lutheran Nursing & Rehabilitation Center		1			1
GENEVA FAMILY HEALTH			1	100%	1
DOYLESTOWN HOSPITAL			1	100%	1
HEALTHFORCE PARTNERS INC			1	100%	1
Memorial Health Care Center			1	100%	1
WARREN GENERAL HOSPITAL			1	100%	1
JUP Serology SubSection			1	100%	1
SUNCOAST PRIMARY CARE LLC			1	100%	1
CARINGPLUS HOMECARE LLC			1	100%	1
COMMUNITY MEDICAL CENTER-ORANGE CITY		1			1
CVS KY4779POCT LOUISVILLE		1			1
VERITAS GENETICS, INC.			1	100%	1
ANDERSON FAMILY MEDICINE			1	100%	1
JAX FAMILY CARE		1			1
LRGHEALTHCARE		1			1
VISTA LAKE ASSISTED LIVING			1	100%	1
TMH URGENT CARE CENTER			1	100%	1
ORCHID TERRACE		1			1
Manor Care Health Services- Wilmington			1	100%	1
HALEYVILLE HEALTH CARE CENTER		1			1
Melbourne Terrace Rehabilitation Center			1	100%	1
ROSLYN INTERNAL MEDICINE		1			1
SPORTS MEDICINE CLINIC - U OF WYOMING			1	100%	1
ASCENSION ST VINCENT'S - WESTSIDE			1	100%	1
EAST COAST INSTITUTE FOR RESEARCH LLC			1	100%	1
Life Care Center of Paradise Valley		1			1
DELAWARE DEPARTMENT OF HEATH			1	100%	1
MEDICAL ASSOCIATES OF CARTER		1			1

COVID-19: testing by laboratory

Data through Feb 10, 2021 verified as of Feb 11, 2021 at 09:25 AM

Data in this report are provisional and subject to change.

The numbers in the table below represent the number of Florida and non-Florida residents for whom test results were received by the Department of Health. A person can be tested by more than one laboratory and can have both positive and negative results. **Therefore, the sum of the numbers in each column will be larger than the total number of people tested.**

Reporting lab	Inconclusive	Negative	Positive	Percent positive	Total
ADVANCE MD CARE			1	100%	1
Villa Maria			1	100%	1
BELLMORE PEDIATRICS		1			1
DEACONESS URGENT CARE CENTER			1	100%	1
Heritage of Red Cloud		1			1
LABTEST LLC LABTEST DIAGNOSTICS			1	100%	1
PEDIATRIC PARTNERS ZEPHYRHILLS			1	100%	1
LANGLADE			1	100%	1
BASCOM PALMER EYE INSTITUTE			1	100%	1
CAREHERE HUDSON BAY			1	100%	1
CMC MERCY LABORATORY			1	100%	1
NORTH PALM BEACH DIALYSIS CENTER			1	100%	1
MEMORIAL HOSPITAL WEST			1	100%	1
CVS AZ69POCT PEORIA		1			1
CITRUS HEALTH NETWORK INC			1	100%	1
Smg At Bridgewater Family Medicine		1			1
LAB TEST KENDALL LLC		1			1
FREDERICK AVENUE GROUP HOME		1			1
AVERA SACRED HEART HOSPITAL			1	100%	1
KETTERING MEDICAL CENTER			1	100%	1
MEDEXPRESS URGENT CARE - BENTONVILLE		1			1
ADVENTHEALTH SENIOR CARE AT ORMOND			1	100%	1
ABBOTT LABORATORIES - OCCUPATIONAL HEALTH SERVICES			1	100%	1
URGENT TEAM MANAGEMENT OF TENNESSEE, L			1	100%	1
ST FRANCIS MEDICAL CENTER			1	100%	1
TREASURE COAST COMMUNITY HEALTH INC			1	100%	1
LIFELINK TRANSPLANT INSTITUTE LAB			1	100%	1
Arlington Care Center			1	100%	1
LEGACY ER AND URGENT CARE			1	100%	1
PASCO COUNTY HEALTH DEPARTMENT			1	100%	1
Cornerstone at the Ranch		1			1
LAMARQUE DIALYSIS			1	100%	1
MEDEXPRESS URGENT CARE-BRENTWOOD		1			1
ENCOMPASS HEALTH REHABILITATION HOSPITAL OF MIAMI			1	100%	1
LABTOX LABORATORIES			1	100%	1
MIAMI-DADE COUNTY HEALTH DEPT.		1			1
Kroger 407 - The Little Clinic Lexington		1			1
ASSOCIATES IN INTERNAL MEDICINE PA			1	100%	1
ROYAL PALM PEDIATRICS			1	100%	1
MULTICARE PHYSICIANS			1	100%	1
BAPTIST HEALTH EXPRESS CARE			1	100%	1
TILLAMOOK COUNTY GENERAL HOSPITAL LAB		1			1
Walgreens #5421		1			1
ONslow COUNTY HEALTH DEPARTMENT			1	100%	1
UABC			1	100%	1
STONECREST MEDICAL CENTER		1			1
Acts Manor House		1			1

COVID-19: testing by laboratory

Data through Feb 10, 2021 verified as of Feb 11, 2021 at 09:25 AM

Data in this report are provisional and subject to change.

The numbers in the table below represent the number of Florida and non-Florida residents for whom test results were received by the Department of Health. A person can be tested by more than one laboratory and can have both positive and negative results. **Therefore, the sum of the numbers in each column will be larger than the total number of people tested.**

Reporting lab	Inconclusive	Negative	Positive	Percent positive	Total
CLIFTON-FINE HOSPITAL LABORATORY		1			1
Freedom Pointe at The Villages			1	100%	1
BLAKE AT PENSACOLA OPERATION CO, LLC, THE			1	100%	1
DW MCMILLAN MEMORIAL HOSPITAL LABORATORY			1	100%	1
INTERNAL MEDICINE GROUP OF CENTRAL FLORIDA			1	100%	1
Wedgewood Manor		1			1
WEST VIRGINIA LABORATORIES			1	100%	1
SOMA MEDICAL CENTER PA #3 PALOMINO			1	100%	1
HEALTHPARTNERS HUDSON CLINIC			1	100%	1
ELITE MEDICAL LABORATORY SOLUTIONS LLC			1	100%	1
KANA MEDICAL			1	100%	1
STEPHENS COUNTY HOSPITAL			1	100%	1
SELF REGIONAL HEALTHCARE			1	100%	1
NEW YORK STATE DEPTARTMENT OF HEALTH			1	100%	1
Harris Hill Nursing Facility		1			1
CLEVELAND CLINIC FLORIDA WAIVED			1	100%	1
BAPTIST HEALTH MEDICAL PLAZA			1	100%	1
Bolingreen Health and Rehabilitation		1			1
DOCTORS MEMORIAL HOSP HOME HEALTH CARE		1			1
DSI LABORATORIES-NAPLES-7TH			1	100%	1
CORPUS CHRISTI MEDICAL CENTER			1	100%	1
DAVENPORT PEDIATRICS PA			1	100%	1
Orchid Cove at Naples			1	100%	1
MIL LAKE HEALTHCARE CENTER INC PEDIATRICS			1	100%	1
Glenburn Home		1			1
GALVESTON COUNTY HEALTH DISTRICT			1	100%	1
PROGRESSIVE URGENT CARE, PC			1	100%	1
MID FLORIDA DERMATOLOGY ASSOCIATES PA			1	100%	1
SOUTHERN WINDS			1	100%	1
ARIZA WELLNESS CARE LLC			1	100%	1
Kroger 49 - The Little Clinic Wichita - 21st St.			1	100%	1
KEY BISCAVNE PEDIATRIC ASSOCIATES INC			1	100%	1
COMMONWEALTH OF VIRGINIA DIVISION OF CONSOLIDATED LABORATORY SERVICES			1	100%	1
LYSTER MAIN LAB, FT RUCKER		1			1
CYPRESS CREEK DIALYSIS CTR			1	100%	1
Birmingham Nursing and Rehabilitation East LLC		1			1
SELECT SPECIALTY HOSPITAL - ORLANDO SOUTH			1	100%	1
CVS AZ10150POCT PHOENIX		1			1
VITAL CARE			1	100%	1
Sunnybrook Rehabilitation Center			1	100%	1
SUNCOAST COMMUNITY HEALTH CENTERS INC		1			1
LAS PALMAS MEDICAL CENTER			1	100%	1
SANTA ROSA PEDIATRICS			1	100%	1
ASHLEY CLINICAL DIAGNOSTIC LABORATORY			1	100%	1
NORTHEAST GEORGIA HEALTH SYSTEM			1	100%	1
ST MICHAEL'S ELITE MEDICAL HOSPITAL			1	100%	1
SYNERGENE LABORATORY			1	100%	1

COVID-19: testing by laboratory

Data through Feb 10, 2021 verified as of Feb 11, 2021 at 09:25 AM

Data in this report are provisional and subject to change.

The numbers in the table below represent the number of Florida and non-Florida residents for whom test results were received by the Department of Health. A person can be tested by more than one laboratory and can have both positive and negative results. **Therefore, the sum of the numbers in each column will be larger than the total number of people tested.**

Reporting lab	Inconclusive	Negative	Positive	Percent positive	Total
NEW SMYRNA BEACH AMBULATORY CARE CTR			1	100%	1
Crowne Place Assisted Living		1			1
SUMMERFIELD PAIN MANAGEMENT			1	100%	1
DOCTORS CARE – GREER		1			1
CLINICAL CARE CENTER, INC			1	100%	1
MINUTECLINIC DIAGNOSTIC OF KANSAS, PC		1			1
ST. MICHAEL'S ELITE HOSPITAL			1	100%	1
MARYWOOD NURSING CARE CENTER		1			1
SHAW MEDICAL GROUP LLC			1	100%	1
SUPREME MEDICAL GROUP PLLC			1	100%	1
BHS PHYSICIAN NETWORK			1	100%	1
PALM BEACH COUNTY SHERIFF OFFICE			1	100%	1
CARBON HEALTH			1	100%	1
American Fork Care Center dba Heritage Care Center		1			1
TREASURE COAST MEDICAL CONCIERGE LLC			1	100%	1
MEDICAL EXAMINERS OFFICE, LEESBURG			1	100%	1
Lynwood		1			1
HOUSTON MEDICAL CENTER			1	100%	1
JOHNSON & JOHNSON VISION CARE-VISTAKON			1	100%	1
NEW ERA COMMUNITY HEALTH CENTER LLC		1			1
KIOSK MEDICINE KENTUCKY LLC		1			1
DAYTONA BEACH DIALYSIS			1	100%	1
MISSOURI DEPT. OF HEALTH			1	100%	1
MID FLORIDA BIOLOGICALS			1	100%	1
WELLINGTON WEST 100176			1	100%	1
SUN CITY DIAGNOSTIC CENTER			1	100%	1
UT HEALTH RIO GRANDE VALLEY PRIMARY CARE AT			1	100%	1
LAKEVIEW HEALTH CARE SYSTEM LLC			1	100%	1
Ashland Place Health and Rehabilitation, LLC		1			1
CLEVELAND CLINIC OHIO LABORATORIES			1	100%	1
Kroger - KRO03400316			1	100%	1
PALMA CEIA MED GROUP-SWANN		1			1
Kroger 409 - The Little Clinic Hebron Marketplace			1	100%	1
EXACCARE KINGSTON, LLC			1	100%	1
ABINGTON MEMORIAL HOSPITAL			1	100%	1
NATION'S BEST CARE HOME HEALTH			1	100%	1
SHERIDAN AT HOBE SOUND, THE			1	100%	1
Kroger 588 - The Little Clinic Thompsons Station		1			1
SYNAPSE ANALYTICAL LABS		1			1
AURORA HEALTH CARE METRO INC			1	100%	1
DEVITA		1			1
FAMILY MEDICAL CENTRE			1	100%	1
ALL PRO ORTHOPEDICS & SPORTS MEDICINE, PA			1	100%	1
ATHENS MEDICAL CENTER			1	100%	1
MARLBORO URGENT CARE		1			1
PROGENESIS INC			1	100%	1
FLORIDA CLINICAL RESEARCH CENTER, LLC			1	100%	1

COVID-19: testing by laboratory

Data through Feb 10, 2021 verified as of Feb 11, 2021 at 09:25 AM

Data in this report are provisional and subject to change.

The numbers in the table below represent the number of Florida and non-Florida residents for whom test results were received by the Department of Health. A person can be tested by more than one laboratory and can have both positive and negative results. **Therefore, the sum of the numbers in each column will be larger than the total number of people tested.**

Reporting lab	Inconclusive	Negative	Positive	Percent positive	Total
Kroger 753 - The Little Clinic Goss Avenue		1			1
Manor Care Health Care Services - Williamsport North		1			1
OCALA REGIONAL DIALYSIS- NORTH			1	100%	1
LEVY COUNTY DEPT. OF PUBLIC SAFETY			1	100%	1
SUNSHINE PEDIATRICS OF LUTz			1	100%	1
MERITER LABORATORIES			1	100%	1
ALTA BATES SUMMIT MEDICAL CENTER CLINICAL LAB			1	100%	1
BEAUMONT REFERENCE LABORATORY			1	100%	1
SOMA MEDICAL CENTER PA #3 GREENACRES			1	100%	1
Consulate Health Care of Tallahassee			1	100%	1
ALABAMA REFERENCE LAB			1	100%	1
OSF SAINT FRANCIS MEDICAL CENTER			1	100%	1
QUALITY CLINICAL LAB LLC			1	100%	1
Niles Nursing and Rehab. Center		1			1
CVS MA2297677CV BOSTON		1			1
FAYETTE MEDICAL CENTER LAB		1			1
BETHESDA DIALYSIS			1	100%	1
CAREWELL URGENT CARE FITCHBURG			1	100%	1
AVON PARK CLUSTER		1			1
AUTUMN CARE OF STATESVILLE, LLC		1			1
GOOD SAMARITAN HOSPITAL			1	100%	1
PROVIDENCE PORTLAND MEDICAL CENTER		1			1
SOUTH DADE NURSING & REHABILITATION CENTER			1	100%	1
CRUSADER COMMUNITY HEALTH			1	100%	1
ADVENTHEALTH HOME CARE WATERMAN			1	100%	1
Mountain City Care and Rehabilitation Center		1			1
LONESTAR 24HRER MANAGEMENT LLC DBA LONESTAR 24HRER			1	100%	1
AZALEALAND NURSING HOME		1			1
WELLPATH			1	100%	1
Ravenwood Speciality Care		1			1
NORTH FLORIDA FAMILY MEDICINE			1	100%	1
ST VINCENT'S AMBULATORY CARE INC			1	100%	1
COLLIER BLVD HMA PHYSICIANS MANAGEMENT LLC			1	100%	1
UNIVERSITY PLACE NURSING CENTER		1			1
Parkside Manor		1			1
LEGACY AT HIGHWOODS PRESERVE		1			1
BAPTIST HOSPITAL LABORATORY			1	100%	1
MEDICAL CENTER			1	100%	1
ENCORE AT BOCA RATON, THE			1	100%	1
CVS SC4286POCT EASLEY		1			1
MISSION HOSPITAL			1	100%	1
WALGREENS NO 10512			1	100%	1
TRAFALGAR DIALYSIS			1	100%	1
Manassas Health & Rehab			1	100%	1
Kroger 419 - The Little Clinic Farmington/Exeter		1			1
YUMA REGIONAL MEDICAL CENTER			1	100%	1
CHOTA COMMUNITY HEALTH SERVICES		1			1

COVID-19: testing by laboratory

Data through Feb 10, 2021 verified as of Feb 11, 2021 at 09:25 AM

Data in this report are provisional and subject to change.

The numbers in the table below represent the number of Florida and non-Florida residents for whom test results were received by the Department of Health. A person can be tested by more than one laboratory and can have both positive and negative results. **Therefore, the sum of the numbers in each column will be larger than the total number of people tested.**

Reporting lab	Inconclusive	Negative	Positive	Percent positive	Total
HEALTH FIRST HOME CARE		1			1
GUIDEWELL EMERGENCY MEDICINE DOCTORS LLC #33			1	100%	1
METRO HEALTH HOSPITAL LABORATORY		1			1
Parkview Care Center			1	100%	1
ALIMETRIX INC		1			1
Alden Lincoln Park			1	100%	1
LAKELAND MEDICAL CENTER			1	100%	1
FLORHAM PARK ENDOSCOPY CENTER		1			1
MEDERI CARETENDERS VS OF SE FL LLC DBA			1	100%	1
WALGREENS #10308		1			1
SOUTHERN FAMILY HEALTH			1	100%	1
GATEWAY FAMILY HEALTH CLINIC			1	100%	1
FLAGLER COUNTY BOARD OF COUNTY COMMISSIONERS			1	100%	1
SACRED HEART MEDICAL CENTER			1	100%	1
BRIAN C GRINER MD LLC			1	100%	1
EILEEN TURBESSI MD PA		1			1
WY RETIREMENT CENTER		1			1
COVE AT THE MARBELLA,THE			1	100%	1
BAPTIST EMERGENCY HOSPITAL - KELLY			1	100%	1
MINUTE CLINIC DIAGNOSTICS OF IN, LLC #6252		1			1
MEDEXPRESS URGENT CARE - DANVILLE		1			1
DIGNITY HEALING LLC			1	100%	1
HEALTH AND WELLNESS URGENT CARE LLC			1	100%	1
ATMORE COMMUNITY HOSPITAL			1	100%	1
THE CHILDREN'S HOSPITAL OF PHILADELPHIA		1			1
NORTH SHORE HEMATOLOGY-ONCOLOGY ASSOCI		1			1
VAULT MEDICAL SERVICES			1	100%	1
SHARON REGIONAL MEDICAL CENTER			1	100%	1
ROAN MOUNTAIN MEDICAL CENTER			1	100%	1
PALM COAST DIALYSIS		1			1
SISTERS MISSION			1	100%	1
MINUTECLINIC, LLC #4507		1			1
GOLDING-GRANADO MEDICAL ASSOCIATES		1			1
EXAC CARE CROSSVILLE		1			1
URGENT CARE OF FORT LAUDERDALE INC			1	100%	1
Village Crest Center for Health & Rehabilitation		1			1
PUBLIX PHARMACY #0332		1			1
SOMA MEDICAL CENTER PA #2 OAKLAND			1	100%	1
PHYSICIANS IMMEDIATE CARE			1	100%	1
WALGREENS #06025		1			1
JACKSBORO URGENT CARE			1	100%	1
PRIMARY CARE GROUP LLC		1			1
MEDAC AT PORTERS NECK			1	100%	1
PREMIER FAMILY AND SPORTS MEDICINE LLC			1	100%	1
PHYSICIAN ASSOCIATES, LLC			1	100%	1
CVS OH3458POCT BEAVERCREEK		1			1
ANDERSON REGIONAL MEDICAL CENTER			1	100%	1

COVID-19: testing by laboratory

Data through Feb 10, 2021 verified as of Feb 11, 2021 at 09:25 AM

Data in this report are provisional and subject to change.

The numbers in the table below represent the number of Florida and non-Florida residents for whom test results were received by the Department of Health. A person can be tested by more than one laboratory and can have both positive and negative results. **Therefore, the sum of the numbers in each column will be larger than the total number of people tested.**

Reporting lab	Inconclusive	Negative	Positive	Percent positive	Total
NFRC CLINICAL LAB			1	100%	1
Vista Park			1	100%	1
WATERBURY HOSPITAL REFERENCE LAB			1	100%	1
NORTH OKALOOSA PHYSICIAN GRP - WALK IN CLINIC			1	100%	1
OCCUPATIONAL HEALTH CENTER		1			1
MEDICAL ARTS LABORATORY			1	100%	1
NEW ERA HEALTH CENTER INC		1			1
MIDWEST COVENANT HOME, INC		1			1
URGENT CARE OF KANSAS CITY			1	100%	1
LP ELIZABETHTON		1			1
BAYLOR SCOTT AND WHITE MEDICAL CENTER -CENTENTENNIAL			1	100%	1
JFK INTERNAL MEDICINE FACULTY PRACTICE			1	100%	1
COLLINS NURSING HOME		1			1
2504-HOMEWOOD		1			1
Salem Hills Rehabilitation and Nursing Center		1			1
PRACTITIONERS IN MOTION			1	100%	1
INNOVATIVE CARE II LLC			1	100%	1
WESTCOAST FAMILY PRACTICE		1			1
PM PEDIATRICS OF BAYSIDE, PLLC - RIVE		1			1
NEW HORIZON PRIMARY CARE LLC			1	100%	1
LITTLE COMPANY OF MARY HOSPITAL			1	100%	1
CVS TX4397POCT CYPRESS		1			1
CENTRAL CAROLINA HOSPITAL			1	100%	1
TERRELL URGENT CARE			1	100%	1
YOUR HEALTH PEDIATRICS			1	100%	1
KENNEDY BOULEVARD DIALYSIS			1	100%	1
WELLCARE URGENT CARE			1	100%	1
UPSON REGIONAL MEDICAL CENTER			1	100%	1
NEW YORK UNIVERSITY MEDICAL CENTER			1	100%	1
REGIONAL MED CTR BAYONET POINT			1	100%	1
UW MEDICINE CHU LAB			1	100%	1
CATSKILL REGIONAL MEDICAL CENTER		1			1
CVS OH2486POCT NILES			1	100%	1
NICKLAUS CHILDREN'S DORAL OUTPATIENT CENTER			1	100%	1
BMC/NASSAU			1	100%	1
FORT LOUDOUN PRIMARY CARE		1			1
JUPITER PEDIATRIC ASSOCIATES, PA			1	100%	1
MY URGENT CARE CLINIC			1	100%	1
ACCOMPLISHED HOME CARE		1			1
PROGRESSIVE MEDICAL RESEARCH			1	100%	1
ADVENTHEALTH MEDICAL GROUP PEDIATRICS DIABETES &			1	100%	1
RIVIERA BEACH HEALTH CENTER LAB			1	100%	1
107TH PLACE GROUP HOME		1			1
HELIX BIOMEDICS LLC			1	100%	1
MEDCOR INC			1	100%	1
IVY CREEK HEALTHCARE & WELLNESS CENTRE			1	100%	1
DOUGLASVILLE NURSING AND REHABILITATIO		1			1

COVID-19: testing by laboratory

Data through Feb 10, 2021 verified as of Feb 11, 2021 at 09:25 AM

Data in this report are provisional and subject to change.

The numbers in the table below represent the number of Florida and non-Florida residents for whom test results were received by the Department of Health. A person can be tested by more than one laboratory and can have both positive and negative results. **Therefore, the sum of the numbers in each column will be larger than the total number of people tested.**

Reporting lab	Inconclusive	Negative	Positive	Percent positive	Total
MEDEXPRESS URGENT CARE - ST CLAIR, CLOVER DR.		1			1
UHEALTH CARDIOLOGY			1	100%	1
RAPID CITY REGIONAL HOSPITAL -579 ATTN. LABORATORY		1			1
DOCTORS HEARING			1	100%	1
CORMEUM LAB SERVICES, LLC			1	100%	1
XSTREMEMD			1	100%	1
CROSS CREEK HEALTH CARE		1			1
MERITUS MEDICAL CENTER			1	100%	1
INTERNAL MEDICINE EMILIA MURRAY MD PA		1			1
PIONEER CLINICAL RESEARCH LLC			1	100%	1
Kroger 532 - The Little Clinic Murfreesboro		1			1
SOUTHEASTERN INTEGRATED MEDICAL PL			1	100%	1
MISSOURI DEPARTMENT OF HEALTH AND SENIOR SERVICES - STATE PH LAB		1			1
LEE MEMORIAL HOSPITAL OUTPATIENT SURGERY CENTER			1	100%	1
MEDEXPRESS URGENT CARE - BENTON		1			1
Kroger - KR070300083			1	100%	1
RESIDENCES AT MIAMI / REIGN GARDENS LLC, THE			1	100%	1
SPRINGBROOK HOSPITAL			1	100%	1
Bethany Manor		1			1
EMERALD COAST PEDIATRICS & ADOL			1	100%	1
DEVLIN MANOR NURSING AND REHABILITATION		1			1
MARTIN LUTHER KING RENAL INSTITUTE			1	100%	1
WELLMED AT LINEBAUGH AVE			1	100%	1
DOCTORS CARE - AIKEN MALL			1	100%	1
NHC Chattanooga			1	100%	1
MERCY HOME		1			1
MEDIPLUS CLINIC, INC			1	100%	1
ST JOHNS EPISCOPAL HOSPITAL SOUTH SHORE		1			1
RIVERSIDE REGIONAL MED CENTER			1	100%	1
Kroger 717 - The Little Clinic Dolphin Drive			1	100%	1
SIGNATURE CARE COLLEGE STATION			1	100%	1
ATLANTIC DIAGNOSTICS			1	100%	1
PANCARE HEALTH - CARR ELEM & MIDDLE SCHOOL			1	100%	1
PAUL C SCHWARTZ & MELVIN L WEIDMAN		1			1
CVS NE8616POCT LINCOLN		1			1
CHI ST. LUKE'S HEALTH BCM MEDICAL CENTER			1	100%	1
FLORIDA DIGESTIVE AND LIVER SPECIALISTS			1	100%	1
ADVENT HEALTH - OWASA			1	100%	1
LAB PLUS, LLC			1	100%	1
Tremont Health & Rehabilitation Center		1			1
West Bay of Tampa Center			1	100%	1
TITUSVILLE TOWERS ASSISTED LIVING		1			1
MEDPOST - NORTH DALLAS			1	100%	1
CARESPOT - OCOEE			1	100%	1
SAINT ALPHONSUS REGIONAL MEDICAL CENTER			1	100%	1
GENESEE COUNTY HEALTH DEPARTMENT		1			1
ESOTERIC LAB			1	100%	1

COVID-19: testing by laboratory

Data through Feb 10, 2021 verified as of Feb 11, 2021 at 09:25 AM

Data in this report are provisional and subject to change.

The numbers in the table below represent the number of Florida and non-Florida residents for whom test results were received by the Department of Health. A person can be tested by more than one laboratory and can have both positive and negative results. **Therefore, the sum of the numbers in each column will be larger than the total number of people tested.**

Reporting lab	Inconclusive	Negative	Positive	Percent positive	Total
SIMPLY HEALTHCARE AND WELLNESS CLINIC, PC			1	100%	1
REELFOOT FAMILY WALK-IN CLINIC		1			1
MEDSTAR HEALTH URGENT CARE			1	100%	1
OAKMONT EAST- GREENVILLE SC, LLC		1			1
EUGENE T FINAN, MD			1	100%	1
Senatobia Healthcare & Rehab		1			1
CVS PA1074POCT KENNETT SQUARE		1			1
THOMAS HOSPITAL			1	100%	1
UNIVERSITY OF NORTH CAROLINA HOSPITALS			1	100%	1
MAHONEY PEDIATRICS PA			1	100%	1
CONSULATE HEALTH CARE OF VERO BEACH			1	100%	1
STAMFORD HOSPITAL			1	100%	1
CVS CT288POCT BRISTOL		1			1
INDIANA STATE DEPARTMENT OF HEALTH CLINIC MICROBIOLOGY		1			1
Kroger 699 - The Little Clinic Smyrna		1			1
MINUTECLINIC DIAG OF IND, LLC #6250		1			1
C A R E S		1			1
SOWAL HEALTH & DRUG			1	100%	1
MAYO CLINICAL LABORATORIES		1			1
UNIVERSITY OF IOWA HOSPITALS & CLINICS			1	100%	1
MEDCARE QUALITY MEDICAL CENTER LLC			1	100%	1
NEMOURS CHILDRENS PRIMARY CARE CLERMONT			1	100%	1
LAKE LURE HEALTH CENTER			1	100%	1
MINUTECLINIC DIAG OF IND, LLC #4368		1			1
PALMETTO CHARTER SCHOOL☐		1			1
Pinnacle Assisted Living			1	100%	1
Carrollton Manor Inc		1			1
UNIVERSITY OF VERMONT MEDICAL CENTER			1	100%	1
Kroger 101 - The Little Clinic Hill Top		1			1
Sherwood Oaks Health Center			1	100%	1
CVS NC7057POCT SHELBY		1			1
Cottage of the Shoals		1			1
Piqua Manor		1			1
RENOWN REGIONAL MEDICAL CENTER			1	100%	1
ALBANY MEDICAL CENTER			1	100%	1
CVS NE2741POCT LA VISTA		1			1
STERLING HOUSE OF PORT ORANGE		1			1
ST GERARD'S COMMUNITY OF CARE		1			1
Juniper Village at Bucks County		1			1
THE CHRIST HOSPITAL			1	100%	1
PRIMARY AND URGENT CARE			1	100%	1
CLEMENT MANOR HEALTH CENTER		1			1
CVS TX7827POCT ROUND ROCK		1			1
BLOOD SYSTEMS LABORATORIES			1	100%	1
HEALTHCARE FOR THE HOMELESS			1	100%	1
Oakland Nursing and Rehabilitation Center		1			1
INFECTION CONTROL DEPT			1	100%	1

COVID-19: testing by laboratory

Data through Feb 10, 2021 verified as of Feb 11, 2021 at 09:25 AM

Data in this report are provisional and subject to change.

The numbers in the table below represent the number of Florida and non-Florida residents for whom test results were received by the Department of Health. A person can be tested by more than one laboratory and can have both positive and negative results. **Therefore, the sum of the numbers in each column will be larger than the total number of people tested.**

Reporting lab	Inconclusive	Negative	Positive	Percent positive	Total
CSL PLASMA LAB			1	100%	1
PRIMARY CARE & PEDIATRICS - SHEPHERSTOWN		1			1
GRAND VIEW HOSPITAL			1	100%	1
FRESENIUS SOUTH FORT MYERS		1			1
WALGREENS #01398			1	100%	1
MCH PHYSICIANS GROUP			1	100%	1
VA COMMUNITY BASED CLINIC - LAKE CITY			1	100%	1
LEELANAU OPCO, LLC		1			1
Valley Center (WV)			1	100%	1
ADVENTHEALTH MEDICAL GROUP FAMILY AND INTERNAL			1	100%	1
MED & CO INVESTMENT LLC		1			1
C V S / PHARMACY #4396		1			1
ASCARATE DIALYSIS			1	100%	1
ANSWERS RESOURCE FACILITY		1			1
PATHLAB SERVICES			1	100%	1
URGENTMED PLANTATION			1	100%	1
Diversicare of Smyrna		1			1
Remarkable Healthcare Dallas			1	100%	1
PLANT CITY FAMILY CARE		1			1
BAYSTATE REFERENCE LABORATORY			1	100%	1
ORANGE PEDIATRICS PA			1	100%	1
TUNIS STREET GROUP HOME		1			1
BOCA CIEGA CENTER			1	100%	1
USA Healthcare LTC, LLC - Folsom Center for Rehabilitation & Healthca		1			1
SOUTHEAST MISSOURI HOSPITAL		1			1
BLANCHARD VALLEY HOSPITAL LABORATORY			1	100%	1
SEASONS HOSPICE AND PALLIATIVE CARE OF			1	100%	1
SYCAMORE MEDICAL CENTER-KETTERING HEALTH NETWORK			1	100%	1
CENTRAL JERSEY URGENT CARE OF GREEN BR		1			1
EXPRESS WALK IN MEDICAL CENTER			1	100%	1
ACCESS HEALTH CARE PHYSICIANS, LLC		1			1
LANCASHIRE HALL NURSING AND REHABILITATION CENTER		1			1
GENESIS HEALTH SYSTEM			1	100%	1
UNIVERSITY OF SOUTH FLORIDA			1	100%	1
RICHICHI FAMILY HEALTH			1	100%	1
WORKFORCE HEALTH DEPARTMENT			1	100%	1
ASSOCIATES MD MEDICAL GROUP INC			1	100%	1
Walgreens #3661		1			1
CVS SC2250POCT COLUMBIA		1			1
JP MORGAN CHASE HEALTH SERVICES			1	100%	1
BAYMEADOWS PEDIATRIC CARE		1			1
HENRY FORD HOSPITAL			1	100%	1
THE MEDICAL CENTER			1	100%	1
EMERGENCY CARE SERVICES LAB AT JFK MEDICAL CENTER			1	100%	1
University Plaza Rehabilitation and Nursing			1	100%	1
PREMIER PEDIATRICS			1	100%	1
MT SINA1 HOSPICE			1	100%	1

COVID-19: testing by laboratory

Data through Feb 10, 2021 verified as of Feb 11, 2021 at 09:25 AM

Data in this report are provisional and subject to change.

The numbers in the table below represent the number of Florida and non-Florida residents for whom test results were received by the Department of Health. A person can be tested by more than one laboratory and can have both positive and negative results. **Therefore, the sum of the numbers in each column will be larger than the total number of people tested.**

Reporting lab	Inconclusive	Negative	Positive	Percent positive	Total
DORAL KIDNEY CENTER			1	100%	1
NEMOURS CHILDREN'S PRIMARY CARE			1	100%	1
WOOD COUNTY HEALTH DEPARTMENT			1	100%	1
BAXTER REGIONAL MEDICAL CENTER			1	100%	1
St Mary's d'Youville Pavilion		1			1
UNDERGROUND FREE CLINIC		1			1
HOWELL BRANCH COURT			1	100%	1
PARK AVENUE DERMATOLOGY NORTH			1	100%	1
FLORIDA DEPARTMENT OF HEALTH PALM BEACH COUNTY			1	100%	1
Walgreens #10851		1			1
MEDSTAR URGENT CARE, LLC			1	100%	1
MINUTECLINIC DIAGNOSTIC OF NEW MEXICO LLC #7552		1			1
COMMUNITY MEDICAL CARE			1	100%	1
TWIN			1	100%	1
TMH PHYSICIAN PARTNERS QUINCY			1	100%	1
TAYLOR COUNTY HEALTH DEPARTMENT			1	100%	1
BROOKDALE AVONDALE (BU 04360)			1	100%	1
SILVERMAN			1	100%	1
AMD			1	100%	1
OPTUM OF HIALEAH		1			1
FINLAY MEDICAL RESEARCH CORP			1	100%	1
ENT AND ALLERGY ASSOCIATES OF FLORIDA, LLC			1	100%	1
MEDEXPRESS URGENT CARE, EDWARDSVILLE		1			1
PHYSICIANS URGENT CARE			1	100%	1
CAH ACQUISITION COMPANY 11 LLC			1	100%	1
KNOX COMMUNITY HOSPITAL			1	100%	1
DIXITKUMAR N MODI MD PA			1	100%	1
Vibralfife of El Paso Rehabilitation Center			1	100%	1
HPH HOME CARE			1	100%	1
Kroger 97 - The Little Clinic Hutchinson		1			1
Smg/North Jersey Hematology & Oncology		1			1
PARTNERS IN PRIMARY CARE		1			1
MARINA DEL REY HOSPITAL LAB			1	100%	1
MEDEXPRESS URGENT CARE - WAYNESBURG		1			1
CORNERSTONE OF RECOVERY INC		1			1
SPRING VALLEY HOSPITAL MEDICAL CENTER			1	100%	1
ST JOSEPH'S HOSPITAL NORTH LABORATORY			1	100%	1
CVS NC3803POCT MOORESVILLE		1			1
COX HEALTH SOUTH LAB			1	100%	1
TRAVIS LEE THOMPSON MD			1	100%	1
WALKIN MEDICAL URGENT CARE,NEW CITY			1	100%	1
HAWTHORNE HEALTH AND REHABILITATION			1	100%	1
LANGLEY DIALYSIS			1	100%	1
FAMILY MEDICINE AT CELEBRATION		1			1
POINTE MEDICAL SERVICES INC			1	100%	1
BAPTIST MINOR MEDICAL CENTER			1	100%	1
DAVENPORT PEDIATARICS CLERMONT PA		1			1

COVID-19: testing by laboratory

Data through Feb 10, 2021 verified as of Feb 11, 2021 at 09:25 AM

Data in this report are provisional and subject to change.

The numbers in the table below represent the number of Florida and non-Florida residents for whom test results were received by the Department of Health. A person can be tested by more than one laboratory and can have both positive and negative results. **Therefore, the sum of the numbers in each column will be larger than the total number of people tested.**

Reporting lab	Inconclusive	Negative	Positive	Percent positive	Total
Orange City Nursing and Rehab Center			1	100%	1
LOUISIANA STATE LAB			1	100%	1
LADY OF THE SEA HOSPITAL LAB			1	100%	1
HAPPY KIDZ PEDIATRICS PL			1	100%	1
NEW RIVER HEALTH DISTRICT			1	100%	1
Big River Nursing and Rehab		1			1
KNAPP MEDICAL GROUP			1	100%	1
Belvoir Woods Health Care Center at The Fairfax		1			1
CVS AZ10529POCT SCOTTSDALE		1			1
GOOD SAMARITAN SOCIETY-FOREST CITY		1			1
Jacaranda Manor			1	100%	1
GUTHRIE CORNING HOSPITAL LABORATORY		1			1
CVS M08595POCT RAYMORE		1			1
Douglas County Health Center		1			1
SOUTHERN SPRINGS HEALTH CARE		1			1
RIDGEFIELD PEDIATRIC ASSOCIATES		1			1
BETHESDA HEALTH PHYSICIANS GROUP		1			1
MEDICAL LIFE-INC GUIDEWELL EMERGENCY MEDICINE			1	100%	1
NEW YORK CITY DEPARTMENT OF HEALTH			1	100%	1
AESTHETIC PHYSICIANS PC			1	100%	1
KIDS CARE PEDIATRICS PA			1	100%	1
Kroger - KRO03500568			1	100%	1
BRISTOL CHILDRENS CLINIC			1	100%	1
CARTERSVILLE MEDICAL CENTER			1	100%	1
MD NOW URGENT CARE			1	100%	1
PEDIATRIC URGENT CARE CENTR OF FORT WORTH-LA GRAN			1	100%	1
DAYTONA BEACH HEALTH AND REHAB CENTER		1			1
SOUTH COUNTY MEDICAL CENTER			1	100%	1
OHIOHEALTH URGENT CARE			1	100%	1
ALLEGHENY GENERAL HOSPITAL			1	100%	1
Kroger 531 - The Little Clinic Waterville		1			1
MADISON FACILITY INC			1	100%	1
SOUTHEASTERN PATHOLOGY ASSOCIATES			1	100%	1
AMICUS MEDICAL CENTER LLC			1	100%	1
Chateau Girardeau			1	100%	1
CVS PA2687POCT EXTON		1			1
Kroger 929 - The Little Clinic Corryville		1			1
FIRST CARE OF GAINESVILLE			1	100%	1
APOLLOMDX LLC			1	100%	1
PALM WEST INTERNIST PA			1	100%	1
UNITED HEALTHCARE			1	100%	1
HAVASU REGIONAL MEDICAL CENTER			1	100%	1
Fairview			1	100%	1
BRUSHY CREEK FAMILY HOSPITAL			1	100%	1
CLINICAL TRIALS OF TAMPA LLC		1			1
ST. LUKES HOSPITAL			1	100%	1
WRIGHT PATTERSON AFB MEDICAL CENTER			1	100%	1

COVID-19: testing by laboratory

Data through Feb 10, 2021 verified as of Feb 11, 2021 at 09:25 AM

Data in this report are provisional and subject to change.

The numbers in the table below represent the number of Florida and non-Florida residents for whom test results were received by the Department of Health. A person can be tested by more than one laboratory and can have both positive and negative results. **Therefore, the sum of the numbers in each column will be larger than the total number of people tested.**

Reporting lab	Inconclusive	Negative	Positive	Percent positive	Total
WEST FLORIDA HOSPITAL LABORATORY			1	100%	1
NEW YORK PRESBYTERIAN HOSPITAL			1	100%	1
APS-SUMMIT CARE PHARMACY, LLC DBA OMNICARE		1			1
NORDX			1	100%	1
MINUTECLINIC # 21110			1	100%	1
FLORIDA DEPARTMENT OF HEALTH IN CITRUS COUNTY		1			1
MEDICAL CLINIC OF HOUSTON			1	100%	1
Regency Square			1	100%	1
RESTORE MEDICAL PARTNERS PLLC			1	100%	1
Sevierville Health and Rehabilitation		1			1
WW Chem Auto SS			1	100%	1
UMASS MEMORIAL/MARLBORO HOSPITAL			1	100%	1
MOBILE INFIRMARY MEDICAL CENTER			1	100%	1
BAPTIST HEALTH SURGERY CENTER			1	100%	1
CARENOW URGENT CARE – SPRING			1	100%	1
IZ MEDICAL		1			1
INTEGRATED GENETICS SEQUENOM		1			1
CIMA MEDICAL CENTER			1	100%	1
Kroger - KR070600172		1			1
TRIPLE O MEDICAL SERVICES INC			1	100%	1
DAUGHTERS OF SARAH NURSING CENTER		1			1
CVS RI326POCT NORTH SMITHFIELD		1			1
MEDEXPRESS URGENT CARE - PATRICK STREE			1	100%	1
BARRINGTON TERRACE NAPLES			1	100%	1
SV MOBILE HEALTH			1	100%	1
SUSAN F. WILLIAMS M.D., P.A.			1	100%	1
EDWARD HOSPITAL			1	100%	1
Gulf Coast health and Rehabilitation, LLC		1			1
Long Beach Care Center			1	100%	1
Kroger 400 - The Little Clinic Hartley Bridge Rd			1	100%	1
GEORGETOWN URGENT CARE			1	100%	1
RAPID MEDLAB (002MO)		1			1
BORINQUEN HEALTH CENTER			1	100%	1
UPMC NORTHWEST HOSPITAL			1	100%	1
JOHN D. ARCHBOLD MEMORIAL HOSPITAL			1	100%	1
MOSAIC MEDICAL CENTER MARYVILLE			1	100%	1
Kroger 523 - The Little Clinic Dickson			1	100%	1
SKIN WELLNESS PHYSICIANS LLC		1			1
The Palms Nursing and Rehabilitation		1			1
Kroger 909 - The Little Clinic Hamilton			1	100%	1
NORTH MIAMI BEACH SURGICAL CENTER			1	100%	1
ADVENTHEALTH MEDICAL GROUP OBSTETRICS			1	100%	1
HOCHBERG LOWER SCHOOL		1			1
CVS TX10016POCT PRINCETON		1			1
CHATEAU MADELEINE - SENIOR LIVING & MEMORY CARE			1	100%	1
OAKWOOD HOSPITAL - SOUTHSORE			1	100%	1
Kroger 395 - The Little Clinic Blanchester		1			1

COVID-19: testing by laboratory

Data through Feb 10, 2021 verified as of Feb 11, 2021 at 09:25 AM

Data in this report are provisional and subject to change.

The numbers in the table below represent the number of Florida and non-Florida residents for whom test results were received by the Department of Health. A person can be tested by more than one laboratory and can have both positive and negative results. **Therefore, the sum of the numbers in each column will be larger than the total number of people tested.**

Reporting lab	Inconclusive	Negative	Positive	Percent positive	Total
PROFESSIONAL DIALYSIS CENTER			1	100%	1
NORTH FLORIDA CHILD DEVELOPMENT, INC			1	100%	1
QUICKCARE HEALTH, INC			1	100%	1
BROOKDALE FORT MYERS LAKES PARK			1	100%	1
DIVERSE MEDICAL CARE LLC			1	100%	1
Brookdale Southside			1	100%	1
AUTUMN HOUSE			1	100%	1
Fulton County Medical Center Long Term Care			1	100%	1
LIFEGUARD AMBULANCE SERVICE LLC - BAY COUNTY			1	100%	1
CVS IL2798POCT CHICAGO			1	100%	1
WATERS EDGE ELEMENTARY SCHOOL			1	100%	1
Longwood Community Living Center		1			1
MED CHOICE CENTER OF NORTH MIAMI			1	100%	1
PALM COAST DRAW STATION/AMERICAN HEALTH ASSOCIATES		1			1
MODERN URGENT CARE			1	100%	1
Waddell Nursing & Rehab Center		1			1
Villages of St.Peters		1			1
CHILTON MEDICAL CENTER		1			1
CARE STATION MEDICAL GROUP		1			1
LABONE		1			1
PEDIATRIC PARTNERS OF ZEPHYRHILLS PA			1	100%	1
PENSACOLA PATHOLOGY		1			1
SMITH			1	100%	1
ST JOHN'S RIVERSIDE HOSPITAL		1			1
CHILDRENS SPECIALIST PEDIATRIC PULMMOLOGY &			1	100%	1
MEDICAL ASSOCIATES OF THE SHOALS		1			1
FLORIDA EPIDEMIOLOGY PROGRAM			1	100%	1
FLORIDA CLINICAL LABORATORY INC DBA			1	100%	1
SANTA MONICA CA-UCLA MC			1	100%	1
CVS GA7064POCT STOCKBRIDGE		1			1
CVS TX2263POCT SAN ANTONIO		1			1
NORTHSIDE HOSPITAL DULUTH			1	100%	1
HYDE PARK MEDICAL CENTER		1			1
ICARE		1			1
SLIDELL MEMORIAL HOSPITAL			1	100%	1
Kroger 541 - The Little Clinic Long Hollow Pike		1			1
			1	100%	1
MED FIRST IMMEDIATE CARE AND FAMILY PRACTICE			1	100%	1
AMERICAN LAB LLC		1			1
POMPANO BEACH ARTIFICIAL KIDNEY CENTER			1	100%	1
Fairhaven Retirement Community		1			1
SOLARIS HEALTHCARE PLANT CITY		1			1
MINUTECLINIC MINUTECLINIC #3665		1			1
USF PHYSICIANS GROUP			1	100%	1
CVS CA9715POCT THOUSAND OAKS		1			1
PRISMA HEALTH TUOMEY LABORATORY			1	100%	1
THEDACARE FAMILY MEDICINE GATEWAY			1	100%	1

COVID-19: testing by laboratory

Data through Feb 10, 2021 verified as of Feb 11, 2021 at 09:25 AM

Data in this report are provisional and subject to change.

The numbers in the table below represent the number of Florida and non-Florida residents for whom test results were received by the Department of Health. A person can be tested by more than one laboratory and can have both positive and negative results. **Therefore, the sum of the numbers in each column will be larger than the total number of people tested.**

Reporting lab	Inconclusive	Negative	Positive	Percent positive	Total
ACCESS FAMILY CARE LLC			1	100%	1
MEDICAL CITY NORTH HILLS			1	100%	1
WEST PALM BEACH PHARMACEUTICALS LLC			1	100%	1
TREEHOUSE PEDIATRICS & FAMILY CARE		1			1
CARENOW MIDTOWN			1	100%	1
ORLANDO HEALTH MEDICAL GROUP			1	100%	1
BAYCARE OUTREACH LAB WH SOUTH			1	100%	1
HALIFAX HEALTH PRIMARY CARE			1	100%	1
GOOD PEDIATRICS			1	100%	1
INNOVATIVE GENOMICS, LLC			1	100%	1
TITUSVILLE REHABILITATION AND NURSING CENTER		1			1
MINUTE CLINIC DIAGNOSTIC PA			1	100%	1
CVS OH3301POCT WOODMERE		1			1
Kroger 57 - The Little Clinic Jay C Charlestown		1			1
GREATER TAMPA AT HOME			1	100%	1
CHC SOUTHWEST FLORIDA LAB-LIVE			1	100%	1
CALIFORNIA PUBLIC HEALTH LABORATORY			1	100%	1
LAKEVIEW REGIONAL HOSPITAL			1	100%	1
FAST PACE URGENT CARE			1	100%	1
HEARTLAND REGIONAL MEDICAL CENTER		1			1
LIBERTY HEALTH CENTER			1	100%	1
1ST CHOICE URGENT CARE CENTER LLC			1	100%	1
HOME AIDE SVC OF EASTERN NY INC D/B/A		1			1
PACE UNIVERSITY HEALTH CARE		1			1
UNIVERSITY URGENT CARE			1	100%	1
Kroger 006 - The Little Clinic Uintah Gardens		1			1
MIAMI CEREBRAL PALSY RESIDENTIAL			1	100%	1
MINNESOTA DEPARTMENT OF HEALTH LABORATORY			1	100%	1
CVS IL8753POCT CHICAGO		1			1
ALLIANCE MD DIRECT PRIMARY CARE			1	100%	1
RIVERSIDE COUNTY PUBLIC HEALTH LABORATORY			1	100%	1
CARE CONNECTIONS AT HOME LLC			1	100%	1
CVS NC3853POCT BURLINGTON		1			1
CLEVELAND CLINIC AKRON GENERAL			1	100%	1
CVS CA9103POCT ESCONDIDO		1			1
SC-GA2018 MCCORMICK REHAB & HEALTHCARE		1			1
FAMILY MEDICAL CLINIC KENDALL LLC			1	100%	1
UNITYPOINT HEALTH TRINITY			1	100%	1
MEDERI CARETENDERS			1	100%	1
CVS NV5942POCT LAS VEGAS		1			1
LIFELINK OF FLORIDA			1	100%	1
Kroger 825 - The Little Clinic Dorothy Lane		1			1
Vi at Aventura		1			1
MADISON AT OVIEDO			1	100%	1
MIDDLETON PEDIATRICS			1	100%	1
ST. LUKE'S HOSPITAL			1	100%	1
CVS MO5727POCT PLATTE CITY		1			1

COVID-19: testing by laboratory

Data through Feb 10, 2021 verified as of Feb 11, 2021 at 09:25 AM

Data in this report are provisional and subject to change.

The numbers in the table below represent the number of Florida and non-Florida residents for whom test results were received by the Department of Health. A person can be tested by more than one laboratory and can have both positive and negative results. **Therefore, the sum of the numbers in each column will be larger than the total number of people tested.**

Reporting lab	Inconclusive	Negative	Positive	Percent positive	Total
BAPTIST ASI			1	100%	1
ADVENTHEALTH IMAGING LAKE NONA			1	100%	1
CHRISTUS GOOD SHEPHERD MEDICAL CENTER			1	100%	1
MARTIN HEALTH PHYSICIAN GROUP			1	100%	1
COLUMBIA CREST CARE & RAHAB		1			1
Integrity Healthcare of Carbondale			1	100%	1
CVS SC7567POCT BOILING SPRINGS			1	100%	1
Portsmouth Health and Rehab			1	100%	1
Kroger 519 - The Little Clinic Staples Mill Road		1			1
Princeton Place			1	100%	1
NORTH SHORE HEMATOLOGY-ONCOLOGY ASSOCIATES PC		1			1
ISLAND NURSING HOME			1	100%	1
EASTGENE LABORATORIES		1			1
HEART HOSPITAL OF LAFAYETTE: EMERGENCY ROOM			1	100%	1
NORTH PALM CHIDRENS PHYSICIANS			1	100%	1
TAMPA GENERAL MEDICAL GROUP LABORATORY HEALTHPARK			1	100%	1
PATIENT FIRST-GENERAL BOOTH			1	100%	1
OUCH URGENT CARE			1	100%	1
bishop rehabilitation and nursing center		1			1
Kroger 687 - The Little Clinic Sugar Hill			1	100%	1
WEST PENSACOLA DIALYSIS CENTER			1	100%	1
BAPTIST HEALTH PRIMARY CARE AT DORAL			1	100%	1
San Antonio Residence and Rehabilitation Center		1			1
DEPARTMENT OF HEALTH AND ENVIRONMENTAL CONTROL			1	100%	1
SPEARE MEMORIAL HOSPITAL			1	100%	1
LAKE MARY PEDIATRICS			1	100%	1
CHIPLEY DIALYSIS			1	100%	1
UT MD ANDERSON CANCER CENTER-TUMOR MARKER LAB			1	100%	1
CENTRAL FLORIDA HOSPITALIST			1	100%	1
GREATER MIAMI DIALYSIS			1	100%	1
VETERANS AFFAIRS MEDICAL CENTER - EAST ORANGE			1	100%	1
EAST SIDE CLINICAL LABORATORY			1	100%	1
LCMC LAB SUBSECTION		1			1
CATHEDRAL GERONTOLOGY CENTER DBA CATHEDRAL CARES			1	100%	1
MEMORIAL HOSPITAL MIRAMAR WAIVED TESTING			1	100%	1
CVS AZ9210POCT SCOTTSDALE		1			1
PEDIATRIC ASSOCIATES - MIAMI LAKES		1			1
BRITTNEY WHELIHAN IRWIN ARNP LLC			1	100%	1
WMC HEALTH GROUP OF KISSIMMEE LLC			1	100%	1
MARQUETTE GENERAL HOSPITAL			1	100%	1
FAU MEMORY & WELLNESS CENTER			1	100%	1
Virginia Gay Nursing and Rehab		1			1
LARKIN COMMUNITY HOSPITAL PALM SPRINGS CAMPUS			1	100%	1
SUTTER GOULD MEDICAL FOUNDATION			1	100%	1
ELLIS HOSPITAL URGENT CARE CENTER LAB		1			1
Sears Coastal Nursing and Rehab		1			1
MID FLORIDA COMMUNITY SERVICES			1	100%	1

COVID-19: testing by laboratory

Data through Feb 10, 2021 verified as of Feb 11, 2021 at 09:25 AM

Data in this report are provisional and subject to change.

The numbers in the table below represent the number of Florida and non-Florida residents for whom test results were received by the Department of Health. A person can be tested by more than one laboratory and can have both positive and negative results. **Therefore, the sum of the numbers in each column will be larger than the total number of people tested.**

Reporting lab	Inconclusive	Negative	Positive	Percent positive	Total
UNIVERSITY OF MIAMI PRIMARY CARE SITE UMHC 3039			1	100%	1
CENTRAL FLORIDA INTERNAL OCCUPATIONAL AND		1			1
MERCY GENERAL HOSPITAL			1	100%	1
MANHATTAN COLLEGE HEALTH SERVICES		1			1
CENTRAL ALABAMA HEALTH CARE SYSTEM			1	100%	1
EASTMAN HEALTHCARE & REHAB		1			1
EAST RIDGE RETIREMENT VILLAGE INC		1			1
GENESIS MICROBIOLOGY LAB		1			1
LIFESPAN HEALTH - SELMER		1			1
FIRST PHYSICIANS GROUP - LORRAINE CORNERS		1			1
WEST FLORIDA MEDICAL ASSOCIATES PA			1	100%	1
Life Care Center of Auburn		1			1
ACUPATH LABORATORIES INC			1	100%	1
CVS CA9803POCT RIVERSIDE		1			1
CROSSROADS URGENT CARE PLLC		1			1
MEDICAL SPECIALISTS OF THE PALM BEACHES INC			1	100%	1
LAKE PEDIATRICS			1	100%	1
CRYSTAL RIVER FIRE DEPARTMENT			1	100%	1
MARYLAND DEPARTMENT OF HEALTH AND MENTAL HYGIENE			1	100%	1
Kroger 465 - The Little Clinic Oakley		1			1
LAKESIDE MEDICAL CENTER		1			1
LINIL VISITING NURSES, INC		1			1
LAKEWOOD RANCH MEDICAL GROUP LLC			1	100%	1
UHS BINGHAMTON GENERAL			1	100%	1
DIVERSICARE OF BIG SPRINGS		1			1
Springdale Village		1			1
SAINT JOSEPHS HOSPITAL OF ATLANTA			1	100%	1
ASSISTED LIVING AT TREZEVANT		1			1
Kroger 441 - The Little Clinic Middletown		1			1
LEHIGH PULMONARY ASSOCIATES			1	100%	1
ARTESIAN HOME		1			1
FAMILY MEDICAL CENTER		1			1
Kroger 752 - The Little Clinic Central Station		1			1
ST. MARY MEDICAL CENTER		1			1
Sanford Health & Rehabilitation			1	100%	1
NEWTON MEMORIAL HOSPITAL		1			1
VIP FAMILY PRACTICE			1	100%	1
SUREPOINT URGENT CARE PADRE ISLAND			1	100%	1
ADVENTHEALTH MEDICAL GROUP UROLOGY AT EAST ORLANDO		1			1
CAREHERE LLC			1	100%	1
LABORATORIO MEDICO CENTRAL CONDOMINO MD			1	100%	1
NORTHSIDE FAMILY MEDICINE AND URGENT CARE (CUMMING)		1			1
LAKE VISTA DIALYSIS			1	100%	1
TREASURE COAST PRIMARY CARE		1			1
RIDGE OPTUM FLORIDA			1	100%	1
WALGREENS #10854		1			1
MORGAN STANELY HEALTH CENTER		1			1

COVID-19: testing by laboratory

Data through Feb 10, 2021 verified as of Feb 11, 2021 at 09:25 AM

Data in this report are provisional and subject to change.

The numbers in the table below represent the number of Florida and non-Florida residents for whom test results were received by the Department of Health. A person can be tested by more than one laboratory and can have both positive and negative results. **Therefore, the sum of the numbers in each column will be larger than the total number of people tested.**

Reporting lab	Inconclusive	Negative	Positive	Percent positive	Total
Excel Care Center			1	100%	1
HEALTH PLUS SUNRISE MEDICAL OFFICE			1	100%	1
PROVIDENCE ST PETER HOSPITAL		1			1
BROOKDALE PALM BEACH GARDENS			1	100%	1
INDIAN RIVER CLINICAL LABORATORY, INC.		1			1
BALLAD HEALTH MEDICAL ASSOCIATES URGENT CARE			1	100%	1
SPARTA HEALTH & REHAB		1			1
CONCIERGE INTERNAL MEDICINE ASSOCIATES			1	100%	1
AFC URGENT CARE CLEVELAND			1	100%	1
WALGREEN#12147		1			1
CLEVELAND CLINIC OUTPATIENT LABORATORY			1	100%	1
LUMICO LIFE INSURANCE COMPANY		1			1
LOUNDY		1			1
ROCKLEDGE HEALTH & REHABILITATION CENTER			1	100%	1
DEPARTMENT OF HEALTH SERVICES			1	100%	1
BRIDGEWATER PARK ASSISTED LIVING LLC			1	100%	1
CVS NV9586POCT RENO		1			1
EXPRESS LAB LIVINGSTON			1	100%	1
PATHOLOGYT & LAB MEDICINE SERVICES			1	100%	1
GENESIS HOME HEALTH CARE SERVICES OF			1	100%	1
CVS AZ5026POCT MESA		1			1
LAKE MARY DIALYSIS			1	100%	1
GOSHEN MEDICAL CENTER			1	100%	1
BICKERTON, DAWN		1			1
Miller Health Care Center			1	100%	1
MINUTECLINIC DIAGNOSTICS OF OKLAHOMA		1			1
WESTEX URGENT CARE, PLLC			1	100%	1
PINEVILLE PHARMACY			1	100%	1
PRINCIPLE DIAGNOSTICS LLC			1	100%	1
LEHIGH REGIONAL WOUND CENTER			1	100%	1
IVY ROSEN MD PLLC		1			1
ENCOMPASS HEALTH REHABILITATION OF ALTAMONTE			1	100%	1
GATEWAY HEALTHCARE, PC			1	100%	1
NORTH COUNTY MEDICAL LAB			1	100%	1
KID FIXERS		1			1
KROGER 915 - THE LITTLE CLINIC ANDERSON			1	100%	1
NORTH BROWARD MEDICAL CENTER			1	100%	1
BROOKS REHAB			1	100%	1
ALL CHILDRENS PEDIATRIC CLINIC			1	100%	1
ATLANTIS VISION CENTER			1	100%	1
BRADENTON DIALYSIS			1	100%	1
WillowBrooke Court at Westminster Village		1			1
ADVANCED INDIVIDUALIZED MEDICINE OF NAPLES			1	100%	1
Lutheran Community at Telford		1			1
NORTHERN KENTUCKY HEALTH DEPARTMENT			1	100%	1
Peninsula Nursing and Rehabilitation Center		1			1
WINTER GARDEN CHILDREN'S HEALTH CENTERS			1	100%	1

COVID-19: testing by laboratory

Data through Feb 10, 2021 verified as of Feb 11, 2021 at 09:25 AM

Data in this report are provisional and subject to change.

The numbers in the table below represent the number of Florida and non-Florida residents for whom test results were received by the Department of Health. A person can be tested by more than one laboratory and can have both positive and negative results. **Therefore, the sum of the numbers in each column will be larger than the total number of people tested.**

Reporting lab	Inconclusive	Negative	Positive	Percent positive	Total
HEALTH ALLIANCE			1	100%	1
HAYS CLINICAL LAB			1	100%	1
PALMETTO LANDING			1	100%	1
MEMORIAL HERMANN MEDICAL GROUP-ATASCOCITA PEDS			1	100%	1
HARTFORD HEALTH CARE & REHABILITATION			1	100%	1
SUNCOAST FAMILY MEDICAL ASSOCIATES			1	100%	1
BIODORON LABORATORIES			1	100%	1
PM PEDIATRICS PC			1	100%	1
THE CLINIC ON SIXTH			1	100%	1
LOURDES URGENT CARE			1	100%	1
UF HEALTH - WILDLIGHT			1	100%	1
Hearthstone Nursing and Rehabilitation Center		1			1
LOPEZ		1			1
Birmingham Nursing & Rehab Center		1			1
PRIMACARE MEDICAL LAKEWOOD			1	100%	1
EXPRESS PHARMACY INC		1			1
BAYLOR SCOTT & WHITE ALL SAINTS MEDICAL CENTER FT			1	100%	1
NONA MEDICAL ARTS		1			1
CVS AZ7841POCT TUCSON		1			1
NORTHWEST TEXAS HEALTHCARE SYSTEM,INC			1	100%	1
KATHY L ANDERSON DO PA			1	100%	1
MEDEXPRESS URGENT CARE CHICOPEE			1	100%	1
PULMONARY MEDICINE		1			1
CSI LABORATORIES FLORIDA			1	100%	1
ALLIANCE LABORATORY SERVICES			1	100%	1
Kroger 353 - The Little Clinic Harpers Point		1			1
CARESPOT - LEE VISTA			1	100%	1
RURAL/METRO MIDSOUTH,		1			1
DIGESTIVE DISEASE CARE PC		1			1
MEDEXPRESS URGENT CARE - ROSS TOWNSHIP		1			1
MY WELLNESS EXPRESS			1	100%	1
INTERNAL MEDICINE ASSOCIATES		1			1
DISCOVERY AT HOME, LLC			1	100%	1
FREEPORT ER DOX URGENT CARE		1			1
MED BAR LLC		1			1
CVS IL4778POCT EVANSTON		1			1
CVS PA1296POCT DREXEL HILL		1			1
SAINT PETE MRI			1	100%	1
AURORA MEDICAL CENTER-KENOSHA			1	100%	1
MEDICAL ASSOCIATES OF BREVARD LLC		1			1
MEADOWS PARK HEALTH AND REHABILITATION		1			1
AVERA ST. MARY'S HOSPITAL			1	100%	1
NEW MILFORD HOSPITAL			1	100%	1
Rio Grande City Nursing and Rehab Center			1	100%	1
Maple Lane Nursing Home		1			1
ULTIMATE KIDNEY CARE			1	100%	1
JOHN PETER SMITH HOSPITAL- OB TRIAGE			1	100%	1

COVID-19: testing by laboratory

Data through Feb 10, 2021 verified as of Feb 11, 2021 at 09:25 AM

Data in this report are provisional and subject to change.

The numbers in the table below represent the number of Florida and non-Florida residents for whom test results were received by the Department of Health. A person can be tested by more than one laboratory and can have both positive and negative results. **Therefore, the sum of the numbers in each column will be larger than the total number of people tested.**

Reporting lab	Inconclusive	Negative	Positive	Percent positive	Total
TEXAS HEALTH ARLINGTON MEMORIAL		1			1
PERRY COUNTY NURSING HOME		1			1
Heartland Health Care Center Jacksonville			1	100%	1
ATRIA TAMARAC			1	100%	1
ORDRS, INC.			1	100%	1
PUBLIX PHARMACY #1114			1	100%	1
MEMORIAL SATILLA HEALTH			1	100%	1
CITRONELLE HEALTH AND REHABILITATION CENTER		1			1
HARMONY HEALTHCARE ORLANDO INC		1			1
ADVENTHEALTH PHYSICIAN GROUP – APPLEWOOD			1	100%	1
Kroger 618 - The Little Clinic Trail Creek Village		1			1
CVS IL2297652CV CHICAGO		1			1
PEDRO MENENDEZ HEALTH CENTER AT ST JOHNS			1	100%	1
OMAHA VA MEDICAL CENTER			1	100%	1
ASHLEY PEDIATRICS DAY & NIGHT CLINIC			1	100%	1
FALKVILLE HEALTHCARE		1			1
TITUSVILLE CENTER FOR SURGICAL EXCELLENCE LLC		1			1
VISTA DEL SOL MED ASSOC		1			1
Bivins Pointe			1	100%	1
ST CATHERINE HOSPITAL LABORATORY			1	100%	1
LAREDO EMERGENCY ROOM			1	100%	1
ANY LAB TEST FAST CORP			1	100%	1
Monument Health Custer Care Center		1			1
WELLMED AT BRANDON REGIONAL		1			1
CVS IN6608POCT NEW PALESTINE			1	100%	1
CVS SC5479POCT INDIAN LAND		1			1
Allen Health and Rehabilitation		1			1
SUPERKIDS PEDIATRICS			1	100%	1
SOUTH TEXAS HEALTH SYSTEM ER - WARE ROAD			1	100%	1
WOODHILLS LABS			1	100%	1
CHIEFLAND MEDICAL CENTER			1	100%	1
Signature Healthcare of Georgetown		1			1
PREMIER MOBILE HEALTH SERVICES, LLC			1	100%	1
Autumn Care of Suffolk		1			1
PARK AVENUE PEDIATRICS PC		1			1
BL DIAGNOSTICS LLC			1	100%	1
El Paso Health Care Center			1	100%	1
FLORIDA MEDICAL CENTER			1	100%	1
SOUTHWESTERN STATE HOSPITAL LABORATORY			1	100%	1
FLORIDA KEYS PED AND ADOLES CTR			1	100%	1
SHANNON CLARK OD, PA			1	100%	1
CTMD MEDICAL CENTER, PA			1	100%	1
HUDSON REGIONAL HOSPITAL			1	100%	1
PINEBROOK CARE AND REHABILITATION CENTER			1	100%	1
DEPT OF VA MEDICAL CENTER - MIAMI			1	100%	1
POETS WALK SARASOTA			1	100%	1
LIFE CARE CENTER OF GWINNETT		1			1

COVID-19: testing by laboratory

Data through Feb 10, 2021 verified as of Feb 11, 2021 at 09:25 AM

Data in this report are provisional and subject to change.

The numbers in the table below represent the number of Florida and non-Florida residents for whom test results were received by the Department of Health. A person can be tested by more than one laboratory and can have both positive and negative results. **Therefore, the sum of the numbers in each column will be larger than the total number of people tested.**

Reporting lab	Inconclusive	Negative	Positive	Percent positive	Total
NORTHSIDE FAMILY MEDICINE AND URGENT CARE (HOLLY SPRINGS)		1			1
PUTNAM CO HOSPITAL-D/B/A ASBURY TOWERS		1			1
HAMILTON CI MAIN UNIT ANNEX/ WORK CAMP			1	100%	1
UUHC - REDSTONE HEALTH CENTER LABORATORY			1	100%	1
CARENOW LAKE WORTH			1	100%	1
PALM SPRINGS GENERAL HOSPITAL			1	100%	1
SOUTHERN HILLS MEDICAL CENTER			1	100%	1
STATE OF CALIFORNIA DOH SERVICES			1	100%	1
Rockcastle Health and Rehab		1			1
REEVES COUNTY HOSPITAL DISTRICT			1	100%	1
CFCH - FROSTPROOF			1	100%	1
SUMMIT COUNTY PUBLIC HEALTH DEPARTMENT			1	100%	1
WVU MEDICINE AT SUNCREST TOWNE CENTRE			1	100%	1
Terrace Glen Village		1			1
CYPRESS VILLAGE REHAB CENTER		1			1
CAMBRIDGE HEALTH ALLIANCE			1	100%	1
Kroger 368 - The Little Clinic Frankfort West		1			1
Victory Health and Rehabilitation			1	100%	1
TANGLEWOOD MANOR		1			1
URGENT CARE CENTER OF PORT ORANGE LLC			1	100%	1
ADVENTHEALTH MEDICAL GROUP SENIOR HEALTH AT			1	100%	1
The Pines at Poughkeepsie Center for Nursing and Rehabilitation		1			1
BAYCARE OUTREACH LAB AT NEW TAMPA			1	100%	1
DEBORAH HEART AND LUNG CENTER		1			1
CENTRAL FLORIDA ADULT MEDICINE		1			1
TLC MEDICAL			1	100%	1
CENTRAL TX MEDICAL CENTER - LAB			1	100%	1
DIAGNOSTIC GROUP INTEGRATED HEALTHCARE			1	100%	1
DR PHILLIPS CENTER FOR WELLNESS		1			1
QLABS			1	100%	1
SACRED HEART HOSPITAL NURSING			1	100%	1
Advanced Rehabilitation of Vernon		1			1
Ramsey Village		1			1
SPHERE DX			1	100%	1
HILTON HEAD HOSPITAL/INPATIENT			1	100%	1
KIOSK MEDICINE OF KENTUCKY LLC		1			1
ST. JOHN HOSPITAL & MEDICAL CENTER			1	100%	1
WESTON COUNTY HEALTH SERVICES			1	100%	1
HALE KUPUNA HERITAGE HOME		1			1
WASHINGTONVILLE PHARMACY INC		1			1
CLARKSVILLE HEALTH SYSTEM			1	100%	1
IRA FIALKO DO			1	100%	1
BIOMERIEUX			1	100%	1
BROADWAY HEALTH FLORIDA MEDICAL CLINIC URGENT CARE			1	100%	1
PRIORITY CARE LLC			1	100%	1
IM&P WELLNES CENTER			1	100%	1
FHPG SURGICAL ASSOCIATES OF EAST PASCO			1	100%	1

COVID-19: testing by laboratory

Data through Feb 10, 2021 verified as of Feb 11, 2021 at 09:25 AM

Data in this report are provisional and subject to change.

The numbers in the table below represent the number of Florida and non-Florida residents for whom test results were received by the Department of Health. A person can be tested by more than one laboratory and can have both positive and negative results. **Therefore, the sum of the numbers in each column will be larger than the total number of people tested.**

Reporting lab	Inconclusive	Negative	Positive	Percent positive	Total
HALIFAX HEALTH PRIMARY CARE ORMOND			1	100%	1
CARESOUTH HHA HOLDINGS OF THE TREASURE COAST LLC			1	100%	1
PEACHEALTH LABORATORIES		1			1
FIT4LIFE MEDICAL CENTER			1	100%	1
QUEST INC			1	100%	1
Kroger 682 - The Little Clinic New Holland Market			1	100%	1
GEORGE WASHINGTON UNIVERSITY HOSPITAL			1	100%	1
HELIX URGENT CARE			1	100%	1
ANY LAB TEST NOW JACKSONVILLE		1			1
CHILDREN'S MEMORIAL HOSPITAL			1	100%	1
MERCY - NORTH IOWA			1	100%	1
BAYFRONT HEAL WOUND CARE AND HYPERBARIC CENTER			1	100%	1
SMITH KLINE			1	100%	1
BATESVILLE - SHERWOOD URGENT CARE			1	100%	1
BERKSHIRE MEDICAL CENTER			1	100%	1
ST MARY'S OF SAGINAW		1			1
Woodstock Nursing and Rehabilitation Center		1			1
Ash Flat Healthcare and Rehabilitation Center			1	100%	1
OPTUM MEDICAL CLINIC IN ROCKRIMMON			1	100%	1
JUPITER MEDICAL CENTER INC			1	100%	1
HEALTHCARE ASSOCIATES OF IRVING, LLP			1	100%	1
HEALTH EXPRESS		1			1
DAVITA DIALYSIS-NORTH			1	100%	1
ENCOMPASS HEALTH HOME HEALTH		1			1
FLAGLER CARE CENTER			1	100%	1
WINTER PARK MEMORIAL HOSPITAL LABORATORY		1			1
MEDCOR, INC			1	100%	1
BOULDER COMMUNITY HOSPITAL			1	100%	1
PHYSICIANS PREMIER			1	100%	1
JMJ FAMILY PRACTICE			1	100%	1
Brynwood Health & Rehabilitation Center			1	100%	1
CONWAY - SHERWOOD URGENT CARE			1	100%	1
OMNI HEALTHCARE URGENT CARE			1	100%	1
OHIO VALLEY MANOR NURSING &		1			1
Aspire Physical Recovery Center at Cahaba River		1			1
Imperial Healthcare Centre			1	100%	1
DAYTONA BEACH CENTRA CARE			1	100%	1
LEXINGTON HOSPITAL CORPORATION			1	100%	1
CLERMONT HEALTH DEPARTMENT			1	100%	1
SHAH			1	100%	1
CVS CA9823POCT SACRAMENTO		1			1
Chestnut Ridge Nursing & Rehab		1			1
Oregon Veterans Home The Dalles		1			1
CAREWELL 203			1	100%	1
COVENANT HEALTH		1			1
Walgreens #9278		1			1
CVS NV5286POCT HENDERSON		1			1

COVID-19: testing by laboratory

Data through Feb 10, 2021 verified as of Feb 11, 2021 at 09:25 AM

Data in this report are provisional and subject to change.

The numbers in the table below represent the number of Florida and non-Florida residents for whom test results were received by the Department of Health. A person can be tested by more than one laboratory and can have both positive and negative results. **Therefore, the sum of the numbers in each column will be larger than the total number of people tested.**

Reporting lab	Inconclusive	Negative	Positive	Percent positive	Total
RML PHARMACY PC		1			1
MOUNT ST MARYS HOSPITAL OF NIAGARA FALLS			1	100%	1
ACCESS MEDICAL GROUP OF TAMPA INC			1	100%	1
UCH LAB			1	100%	1
CENTRAL FL INTERNAL MEDICINE ASSOCIATES LLC		1			1
Medicalodges Neosho			1	100%	1
USC VERDUGO HILLS HOSPITAL			1	100%	1
ABSOLUTE QUICK CARE			1	100%	1
DEERFIELD BEACH REHABILITATION AND NURSING			1	100%	1
SHANNON MEDICAL CENTER			1	100%	1
PORTSMOUTH REG. HOSPITAL			1	100%	1
KENDALL PEDIATRICS PARTNERS LLC			1	100%	1
ALLIED PHYSICIANS GROUP		1			1
GOOD SAMARITAN SOCIETY - DE SMET		1			1
BIOMAT ORLANDO		1			1
VALLEY HOSPITAL MEDICAL CENTER		1			1
AFFILIATED LABORATORIES INC			1	100%	1
Southwest Louisiana Veterans Home			1	100%	1
CHI ST VINCENT LITTLE ROCK DIAGNOSTIC CLINIC			1	100%	1
KAISER PERMANENTE REGIONAL REFERENCE LABORATORY		1			1
SOUTHWEST FLORIDA DIVISION LAB			1	100%	1
EAST TENNESSEE STATE UNIVERSITY		1			1
Shelbyville Manor		1			1
Wildwood Healthcare		1			1
HERNANDO CHILDREN'S			1	100%	1
ORMOND MEDICAL ARTS FAMILY PRACTICE PL			1	100%	1
ORLANDO HEALTH PHYSICIAN GROUP INC			1	100%	1
CVS TX8321POCT MCKINNEY		1			1
HIBISCUS COURT			1	100%	1
HAWKEYE CARE CENTER DUBUQUE		1			1
MEDICAL CITY DENTON			1	100%	1
MOUNT SINAI MEDICAL CENTER OF FLORIDA, INC			1	100%	1
ST LUKES SURGICAL AT THE VILLAGES INC			1	100%	1
VCU HEALTH SYSTEM AUTHORITY - MCV HOSPITALS			1	100%	1
Kroger 596 - The Little Clinic Brentwood		1			1
MEDEXPRESS URGENT CARE-MEADVILLE			1	100%	1
441 URGENT CARE CENTER - BROWNWOOD			1	100%	1
Community Compassion Center of Batesville			1	100%	1
CVS OH2518POCT COLUMBUS		1			1
BROOKSHIRE, THE			1	100%	1
SANFORD LABORATORIES WATERTOWN			1	100%	1
Heartland of Perrysburg		1			1
BLUFFTON HEALTH CENTER			1	100%	1
BRONSON METHODIST HOSPITAL			1	100%	1
Falmouth By The Sea			1	100%	1
DEVANSH LAB WERKS		1			1
BREVARD FAMILY WALK IN CLINIC			1	100%	1

COVID-19: testing by laboratory

Data through Feb 10, 2021 verified as of Feb 11, 2021 at 09:25 AM

Data in this report are provisional and subject to change.

The numbers in the table below represent the number of Florida and non-Florida residents for whom test results were received by the Department of Health. A person can be tested by more than one laboratory and can have both positive and negative results. **Therefore, the sum of the numbers in each column will be larger than the total number of people tested.**

Reporting lab	Inconclusive	Negative	Positive	Percent positive	Total
MEDTOWN PHARMACY			1	100%	1
NASSAU COUNTY HEALTH DEPARTMENT-FERNANDINA BEACH C		1			1
SOUTHWEST REGIONAL PCR LABORATORY			1	100%	1
MAURY REGIONAL MEDICAL CENTER		1			1
RANDOLPH DIABETES AND WELLNESS		1			1
Kroger 667 - The Little Clinic Litchfield Park		1			1
COMMUNITY			1	100%	1
ST JOHN'S MEDICAL CENTER, TETON VILLAGE			1	100%	1
PASTEUR MEDICAL CENTER LLC		1			1
ORMC-ARDEN/EOI			1	100%	1
A G RHODES HOME AT WESLEY WOODS		1			1
Troy Center for Rehabilitation & Nursing		1			1
MEDEXPRESS-DOVER		1			1
CARDIOLOGY AND FITNESS MEDICINE		1			1
OCEAN MEDICAL CENTER		1			1
SANTA CLARA VALLEY MEDICAL CENTER			1	100%	1
MDS PHARMA SERVICES		1			1
CUSTOM SCRIPTS PHARMACY		1			1
RIVERSIDE MEDICAL CENTER		1			1
HIGHLAND PARK LAKEWOOD PRESTON HOLLOW			1	100%	1
FLAGLER PROFESSIONAL HEALTH CARE SERVICES INC		1			1
TRUCARE LIVING CENTERS - SELMA			1	100%	1
GATEWAY LABORATORIES		1			1
HARDIN MEMORIAL HOSPITAL - HEARTLAND PATHOLOGY CONSULTANTS			1	100%	1
STEWART FLORIDA ALF, INC			1	100%	1
WAYNE COUNTY PUBLIC HEALTH		1			1
FLORIDA HEART AND VASCULAR MULTISPECIALTY GROUP PA			1	100%	1
LABORATORIO BUENA SALUD			1	100%	1
CVS MA1006POCT BROCKTON		1			1
BLACKBERRY CENTER, THE		1			1
ATHENA PLASTIC SURGERY		1			1
BUFFALO VAMC			1	100%	1
NHC HealthCare St. Charles		1			1
CVS IL5797POCT CAROL STREAM		1			1
CHAMBREL AT PINECASTLE			1	100%	1
PALM BEACH DIGESTIVE ASSOCIATES			1	100%	1
WATERTOWN URGENT CARE		1			1
MEMORIAL HOSPITAL OF TAMPA			1	100%	1
JACK M MATHENY II MD			1	100%	1
COBLESKILL REGIONAL HOSPITAL		1			1
Kroger 907 - The Little Clinic Holland		1			1
LAKE SUCCESS EXTENDED CARE		1			1
MEDEXPRESS URGENT CARE - RUSSELLVILLE, W MAIN ST		1			1
SAN JOSE CLINIC		1			1
Alden North Shore			1	100%	1
MEDEXPRESS URGENT CARE - CONWAY		1			1
NIBHA MEDIRATTA MD PL			1	100%	1

COVID-19: testing by laboratory

Data through Feb 10, 2021 verified as of Feb 11, 2021 at 09:25 AM

Data in this report are provisional and subject to change.

The numbers in the table below represent the number of Florida and non-Florida residents for whom test results were received by the Department of Health. A person can be tested by more than one laboratory and can have both positive and negative results. **Therefore, the sum of the numbers in each column will be larger than the total number of people tested.**

Reporting lab	Inconclusive	Negative	Positive	Percent positive	Total
CURELOGICS WOUND CARE & HYPERBARIC CENTER		1			1
SANTA BARABARA ALF LLC (THE WINDSOR)			1	100%	1
MOUNT SINAI MEDICAL CENTER AVENTURA ER			1	100%	1
ADVANCED CARDIOVASCULAR DIAGNOSTICS OF FL			1	100%	1
NF Escambia, LLC DBA Olive BranchHealth and Rehabilitaion Center			1	100%	1
FLORIDA HOSPITAL LAB			1	100%	1
SUPREME LABORATORY			1	100%	1
CVS CA9721POCT ARCADIA		1			1
Florida Baptist Retirement Center		1			1
WEST COCOA PHARMACY			1	100%	1
WEILL CORNELL MEDICAL ASSOCIATES - EAST SIDE		1			1
ST JOHN'S HOME CARE			1	100%	1
RAMBAM URGENT CARE			1	100%	1
ALLIED PEDIATRICS & FAMILY MEDICINE			1	100%	1
VELOCITY URGENT CARE - LITTLE CREEK			1	100%	1
HABANA HEALTH CARE CENTER			1	100%	1
F W HUSTON MEDICAL CENTER SENIOR LIVIN		1			1
SHELBYVILLE HOSPITAL COMPANY		1			1
SELECT MEDICAL CLINIC			1	100%	1
MID-FLORIDA CANCER CENTERS		1			1
EVENTIDE LUTHERAN HOME		1			1
COLOMBO'S PHARMACY		1			1
Hillside Rehab and Care Center			1	100%	1
TAMPA HEALTH CARE PROVIDERS PA		1			1
HARRIS URGENT CARE CENTER			1	100%	1
REGENTS PARK OF JACKSONVILLE			1	100%	1
COMMUNITY HOSPITALS INDIANAPOLIS			1	100%	1
CLERMONT PEDIATRICS, PA			1	100%	1
NORTH SHORE MEDICAL CENTER - SALEM HOSPITAL			1	100%	1
BRUCE S WEST MD			1	100%	1
Shoreline Care Center			1	100%	1
BOND COUNTY HEALTH DEPARTMENT			1	100%	1
SACRED HEART HEALTH SYSTEM- MIDWIFE PROGRAM			1	100%	1
NEVADA DEPARTMENT OF HEALTH AND HUMAN SERVICES			1	100%	1
DIMMIT REGIONAL HOSPITAL			1	100%	1
Walgreens #5065		1			1
Schenectady Center for Rehabilitation & Nursing		1			1
Strasburg Care Center		1			1
CARESPOT EXPRESS HEALTHCARE BOYNTON BEACH			1	100%	1
VALUE DRUGS GREENLAWN INC		1			1
PALOMAR MEDICAL CENTER			1	100%	1
ENZO LABS INC			1	100%	1
CHRISTIANA HOSPITAL		1			1
PLEASANT RIDGE MANOR WEST		1			1
CVS IN6559POCT AVON		1			1
SHP WESTCHESTER LLC		1			1
BEST CARE COMMUNITY AND FAMILY HEALTH CENTER INC			1	100%	1

COVID-19: testing by laboratory

Data through Feb 10, 2021 verified as of Feb 11, 2021 at 09:25 AM

Data in this report are provisional and subject to change.

The numbers in the table below represent the number of Florida and non-Florida residents for whom test results were received by the Department of Health. A person can be tested by more than one laboratory and can have both positive and negative results. **Therefore, the sum of the numbers in each column will be larger than the total number of people tested.**

Reporting lab	Inconclusive	Negative	Positive	Percent positive	Total
BETHESDA HOSPITAL			1	100%	1
VIRGINIA UROLOGY		1			1
ST.ELIZABETH HEALTH CENTER	1				1
BAYLOR SCOTT & WHITE MEDICAL SURGICAL CLINIC			1	100%	1
FRANKLIN CBOC			1	100%	1
Mercy Manor Transition Center			1	100%	1
FAIRVIEW SOUTHDAL			1	100%	1
EVERGREEN NURSING HOME		1			1
KIDSVILLE PEDIATRICS III PA			1	100%	1
INHEALTH LIFE SCIENCES LLC			1	100%	1
Florence Home		1			1
Northern Nevada State Veterans Home		1			1
MANOR CARE OF DELRAY BEACH FL LLC		1			1
OAK HAVEN REHAB AND NURSING CENTER			1	100%	1
MAYO CLINIC OUTPATIENT DIALYSIS CENTER			1	100%	1
STANDIFER PLACE		1			1
CARDIAC AND VASCULAR CONSULTANTS MD PA		1			1
CVS TX7162POCT HOUSTON		1			1
CVS / PHARMACY #10794			1	100%	1
CVS GA2108POCT NORCROSS		1			1
CVS PA4077POCT BELLE VERNON		1			1
OCALA RKC EAST HEMO #1			1	100%	1
HUNTSVILLE HOSPITAL			1	100%	1
IMMY LABS			1	100%	1
MINUTECLINIC DIAGNOSTIC OF NH, LLC (CL		1			1
MAYO MEDICAL LABORATORIES			1	100%	1
PRIMEX CLINICAL LABORATORIES INC			1	100%	1
Kroger 086 - The Little Clinic Broomfield-Sheridan		1			1
CORPORATION OF AMERICA		1			1
INTERMOUNTAIN HEALTHCARE LABORATORY SERVICES			1	100%	1
LAKE MARY OPTUM FLORIDA			1	100%	1
Kroger 550 - The Little Clinic Bellevue		1			1
RICHMOND MEDICAL CENTER FOR WOMEN		1			1
SOUTHEASTERN HEALTH FACILITES, INC		1			1
BROOKSVILLE REGIONAL HOSPITAL			1	100%	1
Garden View Care Center at Dougherty Ferry		1			1
PENINSULA REGIONAL MED CTR LAB			1	100%	1
SOUTHWEST ORLANDO FAMILY MEDICINE, PL			1	100%	1
NORTHWEST FLORIDA SPECIALTY PHYSICIANS LLC		1			1
LOUIS STOKES CLEVELAND VA MEDICAL CENTER			1	100%	1
CHESAPEAKE REGIONAL MEDICAL CENTER			1	100%	1
HCL LABORATORIES			1	100%	1
EH FARGO HOSPITAL LABORATORY			1	100%	1
OAKMONT WEST- GREENVILLE SC		1			1
FAMILY MEDICAL CENTER OF HOLLYWOOD PA			1	100%	1
THE MEDICAL CENTER AT BOWLING GREEN			1	100%	1
CAREFIRST URGENT CARE - BEECHMONT			1	100%	1

COVID-19: testing by laboratory

Data through Feb 10, 2021 verified as of Feb 11, 2021 at 09:25 AM

Data in this report are provisional and subject to change.

The numbers in the table below represent the number of Florida and non-Florida residents for whom test results were received by the Department of Health. A person can be tested by more than one laboratory and can have both positive and negative results. **Therefore, the sum of the numbers in each column will be larger than the total number of people tested.**

Reporting lab	Inconclusive	Negative	Positive	Percent positive	Total
MEMORIAL HOSPITAL - BELLEVILLE			1	100%	1
TCPA CLINICAL LABORATORIES			1	100%	1
WINDSOR MANOR			1	100%	1
Wexner Heritage House			1	100%	1
Kroger 339 - The Little Clinic Highlands - Bardstown Road		1			1
Kroger 518 - The Little Clinic Hermitage		1			1
SUNCOAST RESEARCH GROUP LLC			1	100%	1
Lemont Nursing and Rehab Center			1	100%	1
VA ST LOUIS HEALTH CARE SYSTEM			1	100%	1
SIPERSTEIN DERMATOLOGY LLC			1	100%	1
AVALON MEDICAL GROUP			1	100%	1
CARENOW-MONTGOMERY			1	100%	1
PALMETTO PRIMARY CARE PHYSICIANS			1	100%	1
Livingston County Center for Nursing and Rehabilitation		1			1
ROSE HAVEN NURSING CENTER		1			1
CVS MD1515POCT LEONARDTOWN		1			1
DEL PRADO MEDICAL CENTER, INC		1			1
NORTH FL SOUTH GA HCS-LAKE CITY			1	100%	1
ORMOND BEACH DIALYSIS			1	100%	1
LANTANA HC LAB			1	100%	1
SKYRIDGE CLINICAL ASSOCIATES		1			1
DILELLA			1	100%	1
PALM BEACH COUNTY HEALTH DEPT.			1	100%	1
FLORIDA MEDICAL CLINIC PA GI			1	100%	1
WAKULLA URGENT CARE & DIAGNOSTIC			1	100%	1
WESLEY MEDICAL CENTER			1	100%	1
FASTMED URGENT CARE			1	100%	1
Mayfair Village Nursing Care Center		1			1
GIBSON AREA PRIMARY CARE			1	100%	1
SAINT JOSEPH'S HOSPITAL AND MEDICAL CENTER		1			1
MEDEXPRESS URGENT CARE - DERBY N ROCK		1			1
BROOKDALE FORT WALTON BEACH			1	100%	1
LOWER KEYS COMMUNITY HEALTH CENTER			1	100%	1
HALIFAX FAMILY HEALTH CENTER			1	100%	1
MOUNT SINAI COMPREHENSIVE CANCER CENTER			1	100%	1
URGENT CARE OF COASTAL GEORGIA			1	100%	1
UNIVERSITY OF TEXAS AT EL PASO, THE			1	100%	1
SONORAN DESERT PATHOLOGY			1	100%	1
Kroger 522 - The Little Clinic Gahanna		1			1
RAYMOND F CARON MD			1	100%	1
Walgreens #11724		1			1
SHRIVERS PHARMACY AND WELLNESS CENTER			1	100%	1
PEDIATRIC PARTNERS			1	100%	1
Seal Rock Healthcare		1			1
HENRY FORD WEST BLOOMFIELD HOSPITAL			1	100%	1
WEST DADE PEDIATRICS			1	100%	1
MIAMI VASCULAR SURGERY			1	100%	1

COVID-19: testing by laboratory

Data through Feb 10, 2021 verified as of Feb 11, 2021 at 09:25 AM

Data in this report are provisional and subject to change.

The numbers in the table below represent the number of Florida and non-Florida residents for whom test results were received by the Department of Health. A person can be tested by more than one laboratory and can have both positive and negative results. **Therefore, the sum of the numbers in each column will be larger than the total number of people tested.**

Reporting lab	Inconclusive	Negative	Positive	Percent positive	Total
Garden Isle Healthcare and Rehabilitation Center		1			1
NEMOURS CHILDREN'S PRIMARY CARE, ST CLOUD			1	100%	1
INLET CONCIERGE MEDICINE			1	100%	1
CONNECTICUT PEDIATRICS @ CHC		1			1
ELEMENTS PHARMACY			1	100%	1
SPINE & PAIN CONSULTANT PLLC		1			1
PROVIDENCE ST. PATRICK HOSPITAL			1	100%	1
Kroger 350 - The Little Clinic New Cut Road		1			1
CVS TN7144POCT BARTLETT		1			1
HELEN HAYES HOSPITAL LABORATORY		1			1
MEDEXPRESS URGENT CARE - BECKLEY		1			1
HEARTLAND OF ZEPHYRHILLS FL, LLC			1	100%	1
EVENING PEDIATRICS INC			1	100%	1
Crestwood Nursing Center		1			1
HATLEY HEALTH CARE, INC		1			1
ISLANDS ASSISTED LIVING FACILITY,THE			1	100%	1
CLINICAL PATHOLOGY LABORATORIES SOUTHEAST INC			1	100%	1
LOGAN COUNTY HOSPITAL			1	100%	1
The Evangelical Lutheran Good Samaritan Society Prescott Village		1			1
Kingston Care Center of Fort Wayne		1			1
HEALTH PARTNERS REGIONAL HOSPITAL			1	100%	1
Kroger 970 - The Little Clinic Westfield			1	100%	1
VILLAGES HEALTH SYSTEM, LLC, THE			1	100%	1
FLORIDA MEDICAL CLINIC, LLC			1	100%	1
FIVE STAR PREMIER RESIDENCES OF POMPANO BEACH			1	100%	1
BSA PHYSICIANS GROUP, INC D/B/A BSA FAMILY MEDICAL			1	100%	1
MED-LAKE LABORATORY, LLC			1	100%	1
BAPTIST HOSPITAL EAST			1	100%	1
MINUTE-CLINIC DIAGNOSTIC OF VIRGINIA, LLC #3949		1			1
EMERSON HOSPITAL LABORATORY			1	100%	1
WYOMING COUNTY DEPARTMENT OF HEALTH		1			1
Eddy Memorial Geriatric Center		1			1
Heritage Health of Peru			1	100%	1
UHEALTH CORAL SPRINGS			1	100%	1
OCEANVIEW NURSING AND REHABILITAION CENTER			1	100%	1
Trucare Living Centers - Columbus		1			1
MALUHIA		1			1
ST. PETERSBURG PEDIATRICS-SEMINOLE			1	100%	1
Eagle Health and Rehabilitation		1			1
ADVENTHEALTH DURAND			1	100%	1
CELEBRATION HOSPITAL			1	100%	1
Central Park Healthcare & Rehabilitation Center		1			1
ALPHA 1 ANTITRYPSIN RESEARCH PROGRAM			1	100%	1
MEDEX CLINIC LLC			1	100%	1
Kroger 672 - The Little Clinic Bill Kennedy & Glenwood		1			1
SONNI'S PEDIATRICS			1	100%	1
CARING PROFESSIONAL HEALTH CARE LLC		1			1

COVID-19: testing by laboratory

Data through Feb 10, 2021 verified as of Feb 11, 2021 at 09:25 AM

Data in this report are provisional and subject to change.

The numbers in the table below represent the number of Florida and non-Florida residents for whom test results were received by the Department of Health. A person can be tested by more than one laboratory and can have both positive and negative results. **Therefore, the sum of the numbers in each column will be larger than the total number of people tested.**

Reporting lab	Inconclusive	Negative	Positive	Percent positive	Total
Dugan Memorial Home		1			1
Brown Memorial Home		1			1
ADVANCE CARDIOVASCULAR IMAGING, INC			1	100%	1
OPTUM PRIMARY CARE			1	100%	1
PINNACLE DIALYSIS		1			1
Kroger 126 - The Little Clinic Cottonwood		1			1
MINUTECLINIC DIAGNOSTIC OF VIRGINIA, LLC #1416		1			1
CVS OH6167POCT ASHLAND		1			1
ROYAL CARE MEDICAL CENTER			1	100%	1
ASPIRUS WAUSAU HOSPITAL			1	100%	1
SUMMIT LABORATORY			1	100%	1
DONALSONVILLE HOSPITAL			1	100%	1
ANDREWS INSTITUTE AMBULATORY SURGERY CENTER		1			1
FAITH FAMILY PRACTICE			1	100%	1
TARRYTOWN PHARMACY			1	100%	1
VANAJA SUREDDI MD PA			1	100%	1
SC-GA2018 THE RIDGE REHABILITATION & H		1			1
CQUENTIA NGS, LLC			1	100%	1
HARDEE COUNTY FIRE RESCUE		1			1
Walgreens #5914		1			1
Kroger 647 - The Little Clinic Newnan Crossings			1	100%	1
Kroger 524 - The Little Clinic Iron Bridge Road		1			1
Village Green Health & Rehabilitation		1			1
ARBOR DIAGNOSTICS, INC		1			1
Kroger 379 - The Little Clinic Stony Brook		1			1
CVS TN4624POCT KNOXVILLE			1	100%	1
Harbert Hills Academy Nursing Home		1			1
DOCTOR TODAY URGENT CARE			1	100%	1
TIMPANOGOS REGIONAL HOSPITAL			1	100%	1
MERCYONE DES MOINES MEDICAL CENTER			1	100%	1
TARRANT MEDICAL ASSOCIATES			1	100%	1
ADVENTHEALTH MEDICAL GROUP COMMUNITY MEDICINE			1	100%	1
HACKENSACK UNIVERSITY MEDICAL CENTER		1			1
HEALTH FIRST MEDICAL GROUP LLC			1	100%	1
Essex Center for Rehabilitation and Healthcare		1			1
MOBILE MEDICAL CLINIC			1	100%	1
UMMC MIDTOWN CAMPUS			1	100%	1
KINGWOOD EMERGENCY HOSPITAL			1	100%	1
DE TAR HOSPITAL			1	100%	1
Kroger 673 - The Little Clinic Dallas			1	100%	1
CVS AZ5477POCT SURPRISE		1			1
CVS NJ715POCT WAYNE		1			1
NORTH CAROLINA STATE LABORATORY OF PUBLIC HEALTH, SPECTRUM LAB NETWORK			1	100%	1
ABC PEDIATRICS OF PORT ST LUCIE		1			1
FLORIDA HOSPITAL ORMOND BEACH			1	100%	1
MORNINGSIDE NURSING AND REHABILITATION		1			1
ELDER ALTERNATIVES INC			1	100%	1

COVID-19: testing by laboratory

Data through Feb 10, 2021 verified as of Feb 11, 2021 at 09:25 AM

Data in this report are provisional and subject to change.

The numbers in the table below represent the number of Florida and non-Florida residents for whom test results were received by the Department of Health. A person can be tested by more than one laboratory and can have both positive and negative results. **Therefore, the sum of the numbers in each column will be larger than the total number of people tested.**

Reporting lab	Inconclusive	Negative	Positive	Percent positive	Total
RM PHARMACY SERVICES INC		1			1
CONVENIENT MEDICAL AND HEALTH SERVICES			1	100%	1
Bon Secours Place			1	100%	1
MEDI-DRUG INC		1			1
ADVANCED URGENT CARE PLLC		1			1
ACCURATE HEALTH SERVICES CORP			1	100%	1
Redwood Springs Healthcare			1	100%	1
FELD ENTERTAINMENT			1	100%	1
BEAUMONT HOSPITAL, GROSSE POINTE			1	100%	1
RABI SINHA, MD		1			1
BNJ		1			1
INDIGO PALMS			1	100%	1
HOSPICE OF MARION COUNTY INC			1	100%	1
Kroger 410 - The Little Clinic Trinity		1			1
PENNY PEDIATRICS		1			1
MEMORIAL HERMANN SOUTHWEST HOSPITAL			1	100%	1
ARLINGTON ADULT RESIDENTIAL FACILITY, INC			1	100%	1
FAMILY PRACTICE ASSOCIATES		1			1
CHP COVID-19 (TX)			1	100%	1
METROWEST MEDICAL CENTER - FRAMINGHAM			1	100%	1
MICROBIOLOGY DEPARTMENT			1	100%	1
FAMILY MEDICAL CENTERS			1	100%	1
PCR DIAGNOSTICS			1	100%	1
MEDOR/ACC SYNCHRONY			1	100%	1
CVS TX7288POCT DALLAS		1			1
RCP OF MEMORIAL WEST			1	100%	1
CVS MA957POCT WEST SPRINGFIELD		1			1
GILBERT MEDICAL GROUP			1	100%	1
WEST VIRGINIA UNIVERSITY HOSPITALS			1	100%	1
MEMORIAL HERMANN KATY HOSPITAL			1	100%	1
SPARTANBURG REGIONAL MEDICAL CENTER			1	100%	1
777 URGENT CARE			1	100%	1
MEDEXPRESS URGENT CARE, MOSSIDE		1			1
EVEXIA DIAGNOSTICS			1	100%	1
CONCORDIA MANOR			1	100%	1
SIGNATURE CARE MEMORIAL CITY			1	100%	1
ANMED HEALTH MEDICAL CENTER			1	100%	1
MISSION HOSPITAL – MEMORIAL CAMPUS			1	100%	1
DIXIE REGIONAL MEDICAL CENTER			1	100%	1
TRUMAN MEDICAL CENTER - HOSPITAL HILL			1	100%	1
MIDWAY SPECIALTY CARE CENTER INC		1			1
ALPHA CLINICAL LABORATORY CORP.			1	100%	1
SOUTH FLORIDA RESEARCH ORGANIZATION			1	100%	1
Port Orange Nursing And Rehab Center			1	100%	1
GENDERXPRESS/PICTURE ME PERFECT IMAGING			1	100%	1
WEST BOCA MEDICAL CENTER			1	100%	1
CVS OH4359POCT HUDSON		1			1

COVID-19: testing by laboratory

Data through Feb 10, 2021 verified as of Feb 11, 2021 at 09:25 AM

Data in this report are provisional and subject to change.

The numbers in the table below represent the number of Florida and non-Florida residents for whom test results were received by the Department of Health. A person can be tested by more than one laboratory and can have both positive and negative results. **Therefore, the sum of the numbers in each column will be larger than the total number of people tested.**

Reporting lab	Inconclusive	Negative	Positive	Percent positive	Total
MINUTECLINIC DIAGNOSTIC OF VIRGINIA, LLC #1980		1			1
C V S / PHARMACY #833		1			1
WELL-KEY URGENT CARE SEVIERVILLE			1	100%	1
FLORIDA FAMILY LABORATORY		1			1
MEDCARE-GARNERS FERRY			1	100%	1
FLORIDA HOSPITAL TRANSPLANT CENTER		1			1
MC DIAGNOSTIC OF CONNECTICUT, PC #252			1	100%	1
SAINT LEO UNIVERSITY INCORPORATED			1	100%	1
CVS TX7675POCT RED OAK			1	100%	1
Waters of Covington		1			1
CHI MEMORIAL HOSPITAL CHATTANOOGA			1	100%	1
TENNOVA HEALTHCARE - CLEVELAND			1	100%	1
APPLING NURSING & REHABILITATION PAVIL		1			1
HIDALGO FAMILY CLINIC			1	100%	1
Accordius Health at Harrisonburg		1			1
CVS IN8669POCT INDIANAPOLIS		1			1
SHAMRA MEDICAL LABORATORY			1	100%	1
SKY RIDGE MEDICAL CENTER - MICRO			1	100%	1
SOUTH FLORIDA URGENT CARE CENTERS, LLC			1	100%	1
FREDERICK MEMORIAL HOSPITAL			1	100%	1
CELEBRATION FAMILY PHYSICIANS LLC			1	100%	1
HAWAII DEPARTMENT OF HEALTH LAB			1	100%	1
CVS IL2297144CV CHICAGO		1			1
DR. G'S URGENT CARE			1	100%	1
Waycross Health and Rehabilitation		1			1
FIU HEALTH CARE CENTER			1	100%	1
MAYO CLINIC BEACHES PRIMARY CARE CTR		1			1
THE NEW JEWISH HOME		1			1
PATHOLOGY		1			1
MINUTECLINIC, LLC #07876			1	100%	1
CENTRAL JERSEY URGENT CARE OF EATONTOW		1			1
MARYLAND DEPARTMENT OF HEALTH AND MENTAL HYGIENE-LABORATORIES			1	100%	1
SCHUYLER HOSPITAL		1			1
BLACKBAG DIGITAL HEALTH LLC		1			1
Lenbrook		1			1
VIVIAN SIMMONS FAMILY PRACTICE			1	100%	1
AAA MEDICAL TESTING			1	100%	1
SYNERGY DIALYSIS INC			1	100%	1
MELBOURNE URGENT CARE			1	100%	1
CHILDREN'S NATIONAL MEDICAL CENTER			1	100%	1
PEDIATRIC ASSOCIATES - DORAL			1	100%	1
SUNCOAST BEHAVIORAL HEALTH CENTER			1	100%	1
DUKE UNIVERSITY POINT OF CARE TESTING PROGRAM			1	100%	1
CONSOLIDATED			1	100%	1
PEDIATRIC ASSOCIATES PA			1	100%	1
Kroger 367 - The Little Clinic Walton		1			1
NORTHSIDE FAMILY MEDICINE		1			1

COVID-19: testing by laboratory

Data through Feb 10, 2021 verified as of Feb 11, 2021 at 09:25 AM

Data in this report are provisional and subject to change.

The numbers in the table below represent the number of Florida and non-Florida residents for whom test results were received by the Department of Health. A person can be tested by more than one laboratory and can have both positive and negative results. **Therefore, the sum of the numbers in each column will be larger than the total number of people tested.**

Reporting lab	Inconclusive	Negative	Positive	Percent positive	Total
HENRICO DOCTOR'S LABORATORY			1	100%	1
CAROMONT HEALTH			1	100%	1
IVAN, MAYA			1	100%	1
NORTH WEST FLORIDA DIAGNOSTIC ENOCRINOLOGY CLINIC			1	100%	1
LAKELAND REGIONAL HEALTH GRASSLANDS		1			1
MEDICAL ASSOCIATES OF PINELLAS - LAB			1	100%	1
CVS TX1057POCT SAN ANTONIO		1			1
LAKE COMMUNITY ACTION AGENCY		1			1
EASTSIDE URGENT CARE			1	100%	1
INSTANT MEDICAL CARE CENTER			1	100%	1
FAMILY PHYSICIANS OF WINTER PARK, INC			1	100%	1
Kroger 481 - The Little Clinic Houston Levee		1			1
PARK LANE NURSING HOME		1			1
MOORE CLINICAL RESEARCH INC			1	100%	1
NORTH OKALOOSA CLINIC CORP		1			1
ARNOLD PALMER HOSPITAL LAB POCT		1			1
SOUTHWOOD NURSING & RETIREMENT CENTER		1			1
EXPRESS CARE OF OCALA			1	100%	1
SOUTHWOOD HEALTHCARE CENTER		1			1
CVS NC2771POCT CLAYTON			1	100%	1
MINUTECLINIC DIAGNOSTIC OF OHIO #5060		1			1
HOLSTON MEDICAL GROUP		1			1
UNIVERSITY OF BALTIMORE WASHINGTON MEDICAL CENTER			1	100%	1
PARRISH MEDICAL GROUP			1	100%	1
CLUB HEALTH AND REHABILITATION CENTER, THE		1			1
SARHA DOCTORS CENTER			1	100%	1
GIFFORD MEMORIAL HOSPITAL		1			1
ABSOLUTE CAREGIVERS HOME HEALTH AGENCY INC			1	100%	1
BEAUMONT URGENT CARE		1			1
Metairie Healthcare Center			1	100%	1
GREYSTONE HOME HEALTH OF GREATER ORLANDO LLC		1			1
NORTH RIVER FAMILY HEALTH CENTER			1	100%	1
JOSHUA E CHESIR MD		1			1
PUBLIX PHARMACY # 1236			1	100%	1
MEDCOR CORPORATE CLINIC			1	100%	1
HUMC		1			1
Bay View Nursing and Rehabilitation Center			1	100%	1
STEWART MEDICAL GROUP INC			1	100%	1
ROYAL OAK MEDICAL CENTER LLC DBA CHARACTER FAMILY			1	100%	1
GARDENS AT MAPLEWOOD			1	100%	1
Holly Hill Healthcare Center			1	100%	1
Mountain View Manor			1	100%	1
PELICAN STATE OUTPATIENT CENTER			1	100%	1
CVS MINUTE CLINIC #5836		1			1
BASCOM PALMER-MICRO LAB			1	100%	1
ADAMS COUNTY HEALTH DEPARTMENT			1	100%	1
EAST FL CORE LAB			1	100%	1

COVID-19: testing by laboratory

Data through Feb 10, 2021 verified as of Feb 11, 2021 at 09:25 AM

Data in this report are provisional and subject to change.

The numbers in the table below represent the number of Florida and non-Florida residents for whom test results were received by the Department of Health. A person can be tested by more than one laboratory and can have both positive and negative results. **Therefore, the sum of the numbers in each column will be larger than the total number of people tested.**

Reporting lab	Inconclusive	Negative	Positive	Percent positive	Total
TMH CANCER CENTER LABORATORY			1	100%	1
Total	84,349	15,475,357	2,318,546	13%	17,878,252