

COVID-19: summary of cases and monitoring

Data through Feb 7, 2021 verified as of Feb 8, 2021 at 09:25 AM

Data in this report are provisional and subject to change.

Cases: people with positive PCR or antigen test result

Total cases	1,783,720
Florida residents	1,751,343
Non-Florida residents	32,377
Type of testing	
Florida residents	1,751,343
Positive by BPHL/CDC	63,819
Positive by commercial/hospital lab	1,687,524
PCR positive	1,438,543
Antigen positive	312,800
Non-Florida residents	32,377
Positive by BPHL/CDC	821
Positive by commercial/hospital lab	31,556
PCR positive	22,775
Antigen positive	9,602
Characteristics	
Florida residents hospitalized	74,543
Florida resident deaths	27,815
Non-Florida resident deaths	472

Hospitalized counts include anyone who was hospitalized at some point during their illness. It does not reflect the number of people currently hospitalized.

More information on deaths identified through death certificate data is available on the National Center for Health Statistics website at www.cdc.gov/nchs/nvss/vsrr/COVID19/index.htm.

Cases: people with positive PCR or antigen test result

Risk factors for Florida residents	
Traveled	14,201
Contact with a known case	662,421
Traveled and contact with a known case	19,356
Neither	1,055,365
No travel and no contact	200,607
Travel is unknown	626,137
Contact is unknown	382,630
Contact is pending	412,230

Travel can be unknown and contact can be unknown or pending for the same case, these numbers will sum to more than the "neither" total.

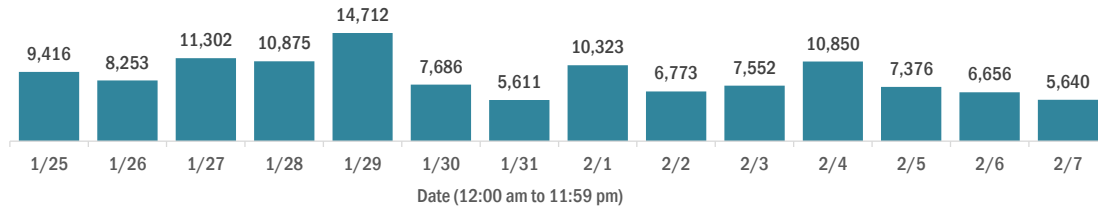
COVID-19: summary of laboratory testing

Data through Feb 7, 2021 verified as of Feb 8, 2021 at 09:25 AM

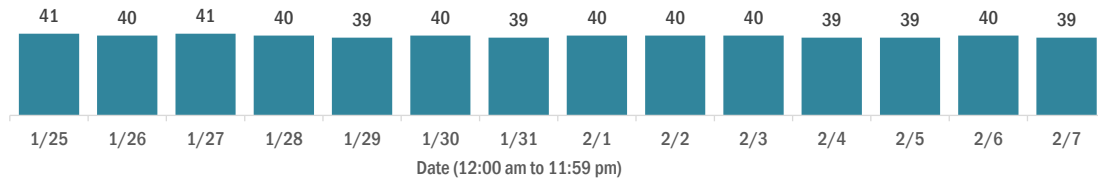
Data in this report are provisional and subject to change.

Cases in Florida residents per day for the past 2 weeks

Number of cases per day



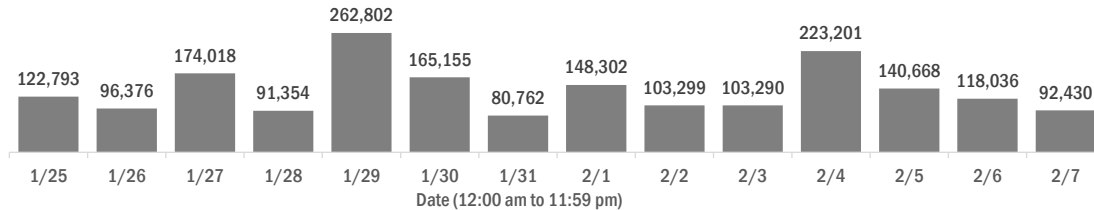
Median age of cases by day



Laboratory testing for Florida residents over the past 2 weeks

Number of Florida residents tested per day

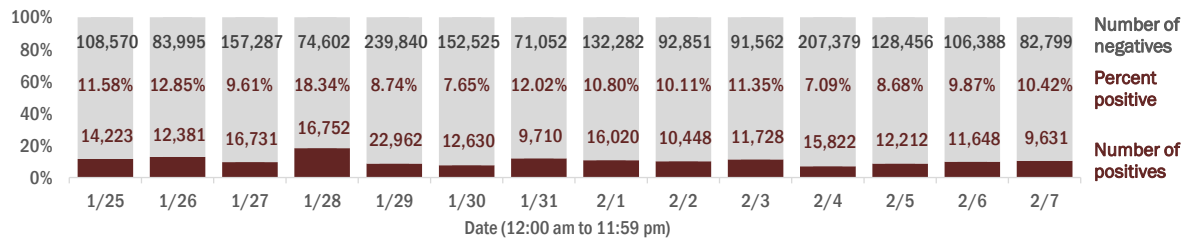
These counts include the number of people for whom the Department received PCR or antigen laboratory results by day. People tested on multiple days will be included for each day a new result was received. A person is only counted once for each day they are tested, regardless of whether multiple specimens are tested or multiple results are received.



Number and percent of Florida residents with positive test results

The percent of positive results ranged from 7.09% to 18.34% over the past 2 weeks and was 10.42% yesterday.

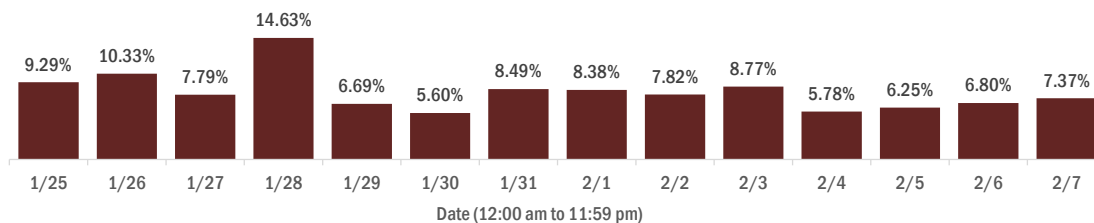
These counts include the number of people for whom the Department received PCR or antigen laboratory results by day. People tested on multiple days will be included for each day a new result was received. A person is only counted once for each day they are tested, regardless of whether multiple specimens are tested or multiple results are received. If a person has a positive specimen and a negative specimen in the same day, only the positive result is counted.



Percent positivity for new cases in Florida residents

The percent of positive results ranged from 5.60% to 14.63% over the past 2 weeks and was 7.37% yesterday.

This percent is the number of people who test PCR- or antigen-positive for the first time divided by all the people tested that day, excluding people who have previously tested positive.



COVID-19: characteristics of 1,751,343 Florida resident cases

Data through Feb 7, 2021 verified as of Feb 8, 2021 at 09:25 AM

Data in this report are provisional and subject to change.

Age group	Cases		Hospitalizations		Deaths	
0-4 years	33,829	2%	481	1%	0	0%
5-14 years	103,837	6%	461	1%	5	0%
15-24 years	269,543	15%	1,833	2%	39	0%
25-34 years	305,995	17%	3,671	5%	149	1%
35-44 years	271,204	15%	5,534	7%	416	1%
45-54 years	267,182	15%	8,546	11%	1,043	4%
55-64 years	230,755	13%	12,568	17%	2,976	11%
65-74 years	146,791	8%	15,506	21%	5,897	21%
75-84 years	81,868	5%	15,412	21%	8,442	30%
85+ years	39,103	2%	10,526	14%	8,848	32%
Unknown	1,236	0%	5	0%	0	0%
Total	1,751,343		74,543		27,815	

Gender	Cases	
Female	915,324	52%
Male	822,813	47%
Unknown	13,206	1%
Total	1,751,343	

Ethnicity	Cases		Hospitalizations		Deaths	
Hispanic	552,554	32%	19,132	26%	6,499	23%
Non-Hispanic	827,993	47%	51,590	69%	19,361	70%
Unknown	370,796	21%	3,821	5%	1,955	7%
Total	1,751,343		74,543		27,815	

Race and ethnicity	Cases		Hospitalizations		Deaths	
White	967,207	55%	48,311	65%	20,172	73%
Hispanic	367,815	21%	13,506	18%	5,112	18%
Non-Hispanic	524,978	30%	33,235	45%	14,104	51%
Unknown	74,414	4%	1,570	2%	956	3%
Black	230,270	13%	15,517	21%	4,481	16%
Hispanic	13,226	1%	645	1%	178	1%
Non-Hispanic	197,020	11%	14,528	19%	4,133	15%
Unknown	20,024	1%	344	0%	170	1%
Other race	257,198	15%	8,471	11%	2,257	8%
Hispanic	129,872	7%	4,507	6%	1,041	4%
Non-Hispanic	87,552	5%	3,574	5%	1,022	4%
Unknown	39,774	2%	390	1%	194	1%
Unknown race	296,668	17%	2,244	3%	905	3%
Hispanic	41,641	2%	474	1%	168	1%
Non-Hispanic	18,443	1%	253	0%	102	0%
Unknown	236,584	14%	1,517	2%	635	2%
Total	1,751,343		74,543		27,815	

Hospitalization counts include anyone who was hospitalized at some point during their illness. It does not reflect the number of people currently hospitalized. **Other race** includes any person with a race of American Indian/Alaskan native, Asian, native Hawaiian/Pacific Islander, or other.

COVID-19: deaths in Florida residents and staff of long-term care facilities

Data through Feb 7, 2021 verified as of Feb 8, 2021 at 09:25 AM

Data in this report are provisional and subject to change.

For current cases in residents or staff of long-term care facilities, please visit: <https://floridahealthcovid19.gov/>

County	Deaths		County	Deaths		County	Deaths	
Dade	959	10%	Martin	145	1%	Gilchrist	17	0%
Palm Beach	952	10%	Hernando	132	1%	Calhoun	14	0%
Pinellas	812	8%	Osceola	121	1%	Gadsden	14	0%
Broward	588	6%	Charlotte	117	1%	Gulf	14	0%
Hillsborough	501	5%	Indian River	108	1%	Bradford	13	0%
Polk	391	4%	Clay	104	1%	Washington	13	0%
Brevard	354	4%	Jackson	83	1%	Baker	12	0%
Sarasota	348	4%	Leon	82	1%	Wakulla	12	0%
Orange	338	3%	Bay	81	1%	Jefferson	10	0%
Duval	335	3%	St. Johns	78	1%	Holmes	9	0%
Lee	328	3%	Highlands	76	1%	Flagler	8	0%
Escambia	242	2%	Santa Rosa	67	1%	Lafayette	8	0%
Volusia	238	2%	Alachua	56	1%	Desoto	6	0%
Marion	234	2%	Suwannee	56	1%	Franklin	5	0%
St. Lucie	225	2%	Columbia	46	0%	Levy	4	0%
Seminole	212	2%	Sumter	43	0%	Monroe	4	0%
Pasco	202	2%	Nassau	32	0%	Taylor	3	0%
Collier	176	2%	Putnam	29	0%	Hardee	2	0%
Lake	175	2%	Walton	24	0%	Dixie	1	0%
Manatee	172	2%	Okeechobee	22	0%	Liberty	1	0%
Citrus	161	2%	Hendry	21	0%			
Okaloosa	149	2%	Madison	19	0%	Total	9,804	

Note: cases are summarized by the county of usual residence. Residents and staff may be cases associated with facilities that are not in their county of usual residence, resulting in cases being included below for counties that do not have facilities with known cases.

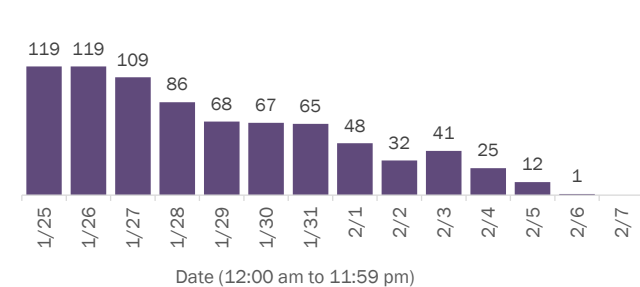
COVID-19: cases in Florida residents who have died

Data through Feb 7, 2021 verified as of Feb 8, 2021 at 09:25 AM

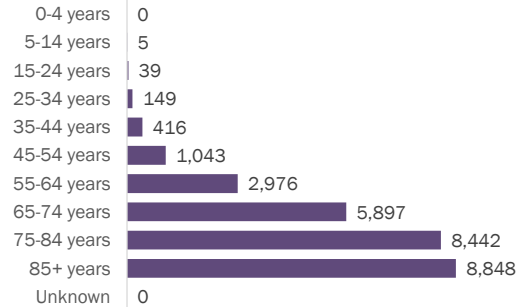
Data in this report are provisional and subject to change.

Demographics for all identified COVID-19 deaths: 27,815

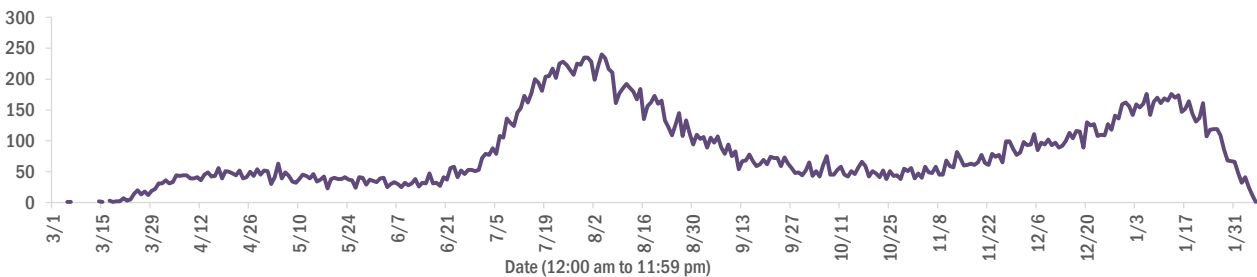
Deaths by date of death for the past 2 weeks



Deaths by age group



Deaths by date of death since March 2020



Age group	Deaths	Cases	Case fatality rate	Mortality rate per 100,000 population
0-4 years	0	33,829	0.0%	0.0
5-14 years	5	103,837	0.0%	0.3
15-24 years	39	269,543	0.0%	1.6
25-34 years	149	305,995	0.0%	5.3
35-44 years	416	271,204	0.2%	15.9
45-54 years	1,043	267,182	0.4%	37.4
55-64 years	2,976	230,755	1.3%	102.9
65-74 years	5,897	146,791	4.0%	243.0
75-84 years	8,442	81,868	10.3%	601.2
85+ years	8,848	39,103	22.6%	1532.0
Unknown	0	1,236	0.0%	
Total	27,815	1,751,343	1.6%	128.8

Race	Deaths	Cases	Case fatality rate	Mortality rate per 100,000 population
Black	4,481	230,270	1.9%	122.5
White	20,172	967,207	2.1%	120.8
Other	2,257	257,198	0.9%	181.4
Unknown	905	296,668	0.3%	
Total	27,815	1,751,343	1.6%	128.8

Gender	Deaths	Cases	Case fatality rate	Mortality rate per 100,000 population
Female	12,247	915,324	1.3%	110.9
Male	15,568	822,813	1.9%	147.5
Unknown	0	13,206	0.0%	
Total	27,815	1,751,343	1.6%	128.8

Ethnicity	Deaths	Cases	Case fatality rate	Mortality rate per 100,000 population
Non-Hispanic	19,361	827,993	2.3%	121.6
Hispanic	6,499	552,554	1.2%	114.4
Unknown	1,955	370,796	0.5%	
Total	27,815	1,751,343	1.6%	128.8

COVID-19: characteristics of 1,751,343 cases

Data through Feb 7, 2021 verified as of Feb 8, 2021 at 09:25 AM

Data in this report are provisional and subject to change.

Tables below include cases in Florida residents and non-Florida residents.

All 67 Florida counties have cases:

County	FL resident cases		Non-FL resident cases	Total cases	FL resident deaths	FL death rate
Dade	380,118	<div><div></div></div> 22%	4,853	384,971	5,039	1.3%
Broward	177,686	<div><div></div></div> 10%	2,059	179,745	2,185	1.2%
Palm Beach	109,593	<div><div></div></div> 6%	1,844	111,437	2,269	2.1%
Orange	105,511	<div><div></div></div> 6%	1,357	106,868	1,002	0.9%
Hillsborough	102,981	<div><div></div></div> 6%	854	103,835	1,358	1.3%
Duval	83,100	<div><div></div></div> 5%	1,341	84,441	992	1.2%
Pinellas	60,225	<div><div></div></div> 3%	1,505	61,730	1,345	2.2%
Lee	52,648	<div><div></div></div> 3%	1,725	54,373	829	1.6%
Polk	52,374	<div><div></div></div> 3%	357	52,731	1,008	1.9%
Osceola	34,135	<div><div></div></div> 2%	551	34,686	384	1.1%
Volusia	31,802	<div><div></div></div> 2%	514	32,316	551	1.7%
Escambia	28,778	<div><div></div></div> 2%	3,323	32,101	563	2.0%
Brevard	30,496	<div><div></div></div> 2%	510	31,006	681	2.2%
Pasco	30,482	<div><div></div></div> 2%	267	30,749	578	1.9%
Manatee	29,009	<div><div></div></div> 2%	538	29,547	510	1.8%
Collier	27,637	<div><div></div></div> 2%	944	28,581	422	1.5%
Leon	26,552	<div><div></div></div> 2%	819	27,371	252	0.9%
Marion	25,436	<div><div></div></div> 1%	102	25,538	671	2.6%
Sarasota	24,403	<div><div></div></div> 1%	1,107	25,510	650	2.7%
Seminole	24,916	<div><div></div></div> 1%	179	25,095	389	1.6%
Lake	22,500	<div><div></div></div> 1%	300	22,800	468	2.1%
Alachua	21,160	<div><div></div></div> 1%	241	21,401	185	0.9%
St. Lucie	20,234	<div><div></div></div> 1%	126	20,360	508	2.5%
St. Johns	18,831	<div><div></div></div> 1%	258	19,089	175	0.9%
Okaloosa	17,344	<div><div></div></div> 1%	183	17,527	299	1.7%
Bay	16,847	<div><div></div></div> 1%	668	17,515	307	1.8%
Santa Rosa	15,883	<div><div></div></div> 1%	207	16,090	222	1.4%
Clay	15,864	<div><div></div></div> 1%	35	15,899	266	1.7%
Hernando	10,272	<div><div></div></div> 1%	78	10,350	355	3.5%
Indian River	10,090	<div><div></div></div> 1%	84	10,174	244	2.4%
Charlotte	9,882	<div><div></div></div> 1%	149	10,031	313	3.2%
Martin	9,702	<div><div></div></div> 1%	177	9,879	258	2.7%
Citrus	8,992	<div><div></div></div> 1%	66	9,058	363	4.0%
Sumter	7,326	<div><div></div></div> 0%	74	7,400	207	2.8%
Columbia	7,357	<div><div></div></div> 0%	35	7,392	143	1.9%

County	FL resident cases		Non-FL resident cases	Total cases	FL resident deaths	FL death rate
Nassau	6,871	<div><div></div></div> 0%	399	7,270	97	1.4%
Highlands	6,668	<div><div></div></div> 0%	67	6,735	280	4.2%
Walton	5,984	<div><div></div></div> 0%	684	6,668	73	1.2%
Jackson	5,701	<div><div></div></div> 0%	63	5,764	134	2.4%
Putnam	5,612	<div><div></div></div> 0%	16	5,628	106	1.9%
Flagler	5,437	<div><div></div></div> 0%	66	5,503	75	1.4%
Monroe	5,200	<div><div></div></div> 0%	287	5,487	42	0.8%
Gadsden	5,218	<div><div></div></div> 0%	15	5,233	75	1.4%
Suwannee	4,906	<div><div></div></div> 0%	26	4,932	118	2.4%
Hendry	4,107	<div><div></div></div> 0%	18	4,125	60	1.5%
Desoto	3,457	<div><div></div></div> 0%	17	3,474	69	2.0%
Unknown	360	<div><div></div></div> 0%	3,015	3,375	0	0.0%
Okeechobee	3,335	<div><div></div></div> 0%	32	3,367	68	2.0%
Baker	3,145	<div><div></div></div> 0%	14	3,159	54	1.7%
Wakulla	3,033	<div><div></div></div> 0%	13	3,046	43	1.4%
Bradford	2,718	<div><div></div></div> 0%	11	2,729	47	1.7%
Levy	2,647	<div><div></div></div> 0%	9	2,656	24	0.9%
Hardee	2,640	<div><div></div></div> 0%	13	2,653	24	0.9%
Taylor	2,551	<div><div></div></div> 0%	6	2,557	35	1.4%
Washington	2,508	<div><div></div></div> 0%	20	2,528	37	1.5%
Holmes	2,087	<div><div></div></div> 0%	31	2,118	41	2.0%
Madison	1,857	<div><div></div></div> 0%	24	1,881	39	2.1%
Gulf	1,737	<div><div></div></div> 0%	22	1,759	35	2.0%
Union	1,694	<div><div></div></div> 0%	1	1,695	70	4.1%
Calhoun	1,557	<div><div></div></div> 0%	2	1,559	36	2.3%
Lafayette	1,541	<div><div></div></div> 0%	0	1,541	23	1.5%
Hamilton	1,512	<div><div></div></div> 0%	16	1,528	18	1.2%
Dixie	1,409	<div><div></div></div> 0%	3	1,412	14	1.0%
Jefferson	1,319	<div><div></div></div> 0%	22	1,341	22	1.7%
Gilchrist	1,260	<div><div></div></div> 0%	3	1,263	28	2.2%
Franklin	1,232	<div><div></div></div> 0%	29	1,261	10	0.8%
Liberty	1,005	<div><div></div></div> 0%	1	1,006	14	1.4%
Glades	869	<div><div></div></div> 0%	2	871	13	1.5%
Total	1,751,343		32,377	1,783,720	27,815	1.6%

COVID-19: characteristics of 1,751,343 Florida resident cases

Data through Feb 7, 2021 verified as of Feb 8, 2021 at 09:25 AM

Data in this report are provisional and subject to change.

The table below includes the cities and counties of residence for cases in Florida residents based on the patient's ZIP Code. Note that city is not always received as part of the initial notification and may be missing while the case is being investigated.

City and county	Cases
Miami, Dade	220,568
Orlando, Orange	78,442
Jacksonville, Duval	78,044
Tampa, Hillsborough	60,369
Hialeah, Dade	53,626
Fort Lauderdale, Broward	38,457
Hollywood, Broward	34,153
West Palm Beach, Palm Beach	26,868
Kissimmee, Osceola	26,420
Tallahassee, Leon	25,594
Pensacola, Escambia	23,870
Naples, Collier	23,258
Homestead, Dade	22,705
Saint Petersburg, Pinellas	22,305
Fort Myers, Lee	20,900
Bradenton, Manatee	19,039
Ocala, Marion	18,883
Boca Raton, Palm Beach	18,508
Lakeland, Polk	18,307
Pompano Beach, Broward	17,498
Gainesville, Alachua	16,877
Sarasota, Sarasota	15,043
Lake Worth, Palm Beach	13,361
Port Saint Lucie, St. Lucie	13,318
Cape Coral, Lee	13,202
Clearwater, Pinellas	11,849
Miami Beach, Dade	11,768
Miramar, Broward	11,589
Panama City, Bay	10,712
Boynton Beach, Palm Beach	10,594
Doral, Dade	10,287
Saint Augustine, St. Johns	10,146
Coral Springs, Broward	10,082
Miami Gardens, Dade	9,921
Melbourne, Brevard	8,998
Winter Haven, Polk	8,755
Delray Beach, Palm Beach	8,350
Lehigh Acres, Lee	8,279
Riverview, Hillsborough	7,827
Vero Beach, Indian River	7,733
Milton, Santa Rosa	7,733
Davie, Broward	7,669
New Port Richey, Pasco	7,051
Sunrise, Broward	6,940
Palm Bay, Brevard	6,929
Fort Pierce, St. Lucie	6,797
Coral Gables, Dade	6,752
Lake City, Columbia	6,736
Saint Cloud, Osceola	6,688
Largo, Pinellas	6,612
Daytona Beach, Volusia	6,593
Orange Park, Clay	6,506
Apopka, Orange	6,326
Spring Hill, Hernando	6,148
Plantation, Broward	6,009
Clermont, Lake	5,952
Brandon, Hillsborough	5,910
North Miami Beach, Dade	5,903

COVID-19: characteristics of 1,751,343 Florida resident cases

Data through Feb 7, 2021 verified as of Feb 8, 2021 at 09:25 AM

Data in this report are provisional and subject to change.

The table below includes the cities and counties of residence for cases in Florida residents based on the patient's ZIP Code. Note that city is not always received as part of the initial notification and may be missing while the case is being investigated.

City and county	Cases
Davenport, Polk	5,868
Plant City, Hillsborough	5,592
Weston, Broward	5,591
Sanford, Seminole	5,495
Jupiter, Palm Beach	5,492
Deltona, Volusia	5,423
Deerfield Beach, Broward	5,180
Winter Garden, Orange	5,112
Port Charlotte, Charlotte	4,866
Fort Walton Beach, Okaloosa	4,858
Tamarac, Broward	4,748
Stuart, Martin	4,605
Palm Coast, Flagler	4,593
Crestview, Okaloosa	4,581
Wesley Chapel, Pasco	4,428
Land O Lakes, Pasco	4,366
Deland, Volusia	4,330
Coconut Creek, Broward	4,305
Palm Beach Gardens, Palm Beach	4,290
Palmetto, Manatee	4,216
Winter Park, Orange	4,190
Margate, Broward	4,169
Miami Lakes, Dade	4,159
Palm Harbor, Pinellas	4,155
Wellington, Palm Beach	4,057
Oviedo, Seminole	4,012
Opa Locka, Dade	3,899
Live Oak, Suwannee	3,851
Middleburg, Clay	3,850
Altamonte Springs, Seminole	3,837
Port Orange, Volusia	3,749
Lutz, Hillsborough	3,713
Venice, Sarasota	3,700
Haines City, Polk	3,695
North Port, Sarasota	3,666
Punta Gorda, Charlotte	3,601
Brooksville, Hernando	3,586
Leesburg, Lake	3,583
Sebring, Highlands	3,563
Ocoee, Orange	3,546
Valrico, Hillsborough	3,521
Hallandale, Broward	3,516
Saint Johns, St. Johns	3,462
The Villages, Sumter	3,448
Arcadia, Desoto	3,358
Pembroke Pines, Broward	3,354
Bonita Springs, Lee	3,337
Okeechobee, Okeechobee	3,324
Ormond Beach, Volusia	3,315
Seminole, Pinellas	3,273
Navarre, Santa Rosa	3,227
Zephyrhills, Pasco	3,186
Immokalee, Collier	3,146
Windermere, Orange	3,057
Longwood, Seminole	3,033
Gulf Breeze, Santa Rosa	3,023
Pinellas Park, Pinellas	3,012
North Lauderdale, Broward	2,926
Cantonment, Escambia	2,912

COVID-19: characteristics of 1,751,343 Florida resident cases

Data through Feb 7, 2021 verified as of Feb 8, 2021 at 09:25 AM

Data in this report are provisional and subject to change.

The table below includes the cities and counties of residence for cases in Florida residents based on the patient's ZIP Code. Note that city is not always received as part of the initial notification and may be missing while the case is being investigated.

City and county	Cases
Niceville, Okaloosa	2,894
Ruskin, Hillsborough	2,874
North Miami, Dade	2,846
Cocoa, Brevard	2,791
Quincy, Gadsden	2,774
Jacksonville Beach, Duval	2,769
Cutler Ridge, Dade	2,749
Panama City Beach, Bay	2,734
Crawfordville, Wakulla	2,722
Lake Worth Beach, Palm Beach	2,694
Key West, Monroe	2,683
Palatka, Putnam	2,614
Casselberry, Seminole	2,562
Bartow, Polk	2,543
Hudson, Pasco	2,535
Dade City, Pasco	2,529
Fernandina Beach, Nassau	2,494
Green Cove Springs, Clay	2,484
Port Richey, Pasco	2,477
North Fort Myers, Lee	2,442
Perry, Taylor	2,403
Ponte Vedra Beach, St. Johns	2,366
Oakland Park, Broward	2,363
Lake Mary, Seminole	2,338
Auburndale, Polk	2,329
Titusville, Brevard	2,311
Winter Springs, Seminole	2,306
Marianna, Jackson	2,296
Kissimmee, Polk	2,282
Lynn Haven, Bay	2,255
New Smyrna Beach, Volusia	2,254
Aventura, Dade	2,242
Lake Wales, Polk	2,211
Merritt Island, Brevard	2,195
Tarpon Springs, Pinellas	2,188
Inverness, Citrus	2,157
Clewiston, Hendry	2,156
Fleming Island, Clay	2,094
Belle Glade, Palm Beach	2,066
Eustis, Lake	2,044
Santa Rosa Beach, Walton	2,037
Royal Palm Beach, Palm Beach	2,017
Wimauma, Hillsborough	1,976
Defuniak Springs, Walton	1,960
Chipley, Washington	1,956
Esterro, Lee	1,956
Parkland, Broward	1,955
Cooper City, Broward	1,942
Dunedin, Pinellas	1,919
Loxahatchee, Palm Beach	1,901
Holiday, Pasco	1,841
Labelle, Hendry	1,834
Key Biscayne, Dade	1,834
Starke, Bradford	1,830
Rockledge, Brevard	1,810
Destin, Okaloosa	1,808
Sarasota, Manatee	1,786
Mount Dora, Lake	1,760
Odessa, Hillsborough	1,731

COVID-19: characteristics of 1,751,343 Florida resident cases

Data through Feb 7, 2021 verified as of Feb 8, 2021 at 09:25 AM

Data in this report are provisional and subject to change.

The table below includes the cities and counties of residence for cases in Florida residents based on the patient's ZIP Code. Note that city is not always received as part of the initial notification and may be missing while the case is being investigated.

City and county	Cases
Avon Park, Highlands	1,728
Mulberry, Polk	1,719
Parrish, Manatee	1,715
Palm City, Martin	1,690
Tavares, Lake	1,676
Riviera Beach, Palm Beach	1,642
Seffner, Hillsborough	1,620
Yulee, Nassau	1,610
Summerfield, Marion	1,599
Wauchula, Hardee	1,544
Macclenny, Baker	1,535
Groveland, Lake	1,522
Mayo, Lafayette	1,516
Coconut Grove, Dade	1,507
Bonifay, Holmes	1,500
Pinecrest, Dade	1,489
Maitland, Orange	1,468
Carol City, Dade	1,466
Crossings, Dade	1,466
Callahan, Nassau	1,445
Ponte Vedra, St. Johns	1,442
Orange City, Volusia	1,439
Missing, Dade	1,433
Lithia, Hillsborough	1,421
Sebastian, Indian River	1,420
Crystal River, Citrus	1,372
Homosassa, Citrus	1,352
Lady Lake, Lake	1,345
Lake Butler, Union	1,310
Palmetto Bay, Dade	1,309
Pace, Santa Rosa	1,278
Dania, Broward	1,266
Lake Placid, Highlands	1,265
Atlantic Beach, Duval	1,250
Madison, Madison	1,241
Sun City Center, Hillsborough	1,238
Biscayne Park, Dade	1,234
Gibsonton, Hillsborough	1,221
Florida City, Dade	1,217
Monticello, Jefferson	1,211
Indiantown, Martin	1,194
Dover, Hillsborough	1,193
Graceville, Jackson	1,181
Oldsmar, Pinellas	1,174
Hobe Sound, Martin	1,172
Alachua, Alachua	1,167
Dunnellon, Marion	1,158
Edgewater, Volusia	1,147
Apollo Beach, Hillsborough	1,135
Century, Escambia	1,127
Palm Springs, Palm Beach	1,126
Debary, Volusia	1,097
Bellevue, Marion	1,081
North Palm Beach, Palm Beach	1,053
Newberry, Alachua	1,053
Lantana, Palm Beach	1,050
South Miami, Dade	1,039
Havana, Gadsden	1,035
Lecanto, Citrus	1,030

COVID-19: characteristics of 1,751,343 Florida resident cases

Data through Feb 7, 2021 verified as of Feb 8, 2021 at 09:25 AM

Data in this report are provisional and subject to change.

The table below includes the cities and counties of residence for cases in Florida residents based on the patient's ZIP Code. Note that city is not always received as part of the initial notification and may be missing while the case is being investigated.

City and county	Cases
El Portal, Dade	1,021
Hilliard, Nassau	1,019
Williston, Levy	997
Jasper, Hamilton	995
Blountstown, Calhoun	989
Beverly Hills, Citrus	953
Safety Harbor, Pinellas	948
Freeport, Walton	947
Jensen Beach, Martin	936
Ellenton, Manatee	929
Satellite Beach, Brevard	925
Sanderson, Baker	903
Wewahitchka, Gulf	895
Everglades National Park, Dade	887
Wildwood, Sumter	884
Trenton, Gilchrist	883
Keystone Heights, Clay	882
Lauderhill, Broward	874
Nokomis, Sarasota	860
Fellsmere, Indian River	849
Mary Esther, Okaloosa	846
Frostproof, Polk	835
Wilton Manors, Broward	834
Englewood, Charlotte	832
Fisher Island, Dade	821
Coleman, Sumter	817
Hernando, Citrus	816
Port Saint Joe, Gulf	815
Moore Haven, Glades	814
Bushnell, Sumter	812
Polk City, Polk	808
Dunnellon, Citrus	806
Key Largo, Monroe	796
Bristol, Liberty	783
Medley, Dade	777
Cross City, Dixie	776
Shalimar, Okaloosa	768
Lauderdale Lakes, Broward	742
Pahokee, Palm Beach	741
South Bay, Palm Beach	738
Marco Island, Collier	719
Uleta, Dade	704
Glen Saint Mary, Baker	703
Olympia Heights, Dade	703
Chattahoochee, Gadsden	696
Cocoa Beach, Brevard	689
High Springs, Alachua	685
Coral, Dade	679
Fort Meade, Polk	674
Crescent City, Putnam	665
Englewood, Sarasota	664
Miramar Beach, Walton	654
Interlachen, Putnam	654
Indialantic, Brevard	653
Minneola, Lake	653
Sorrento, Lake	651
Chiefland, Levy	643
Lawtey, Bradford	640
Thonotosassa, Hillsborough	637

COVID-19: characteristics of 1,751,343 Florida resident cases

Data through Feb 7, 2021 verified as of Feb 8, 2021 at 09:25 AM

Data in this report are provisional and subject to change.

The table below includes the cities and counties of residence for cases in Florida residents based on the patient's ZIP Code. Note that city is not always received as part of the initial notification and may be missing while the case is being investigated.

City and county	Cases
Spring Hill, Pasco	633
Trinity, Pasco	632
Marathon, Monroe	626
Fruitland Park, Lake	613
Bowling Green, Hardee	612
Jacksonville, St. Johns	606
Southwest Ranches, Broward	596
Neptune Beach, Duval	592
Lake Alfred, Polk	590
Fort Myers Beach, Lee	589
Old Town, Dixie	582
Fort White, Columbia	570
Umatilla, Lake	564
West Melbourne, Brevard	556
Baker, Okaloosa	531
Sneads, Jackson	529
Carrabelle, Franklin	519
Bronson, Levy	517
Belle Isle, Orange	517
Clearwater Beach, Pinellas	509
South Daytona, Volusia	508
Jay, Santa Rosa	498
Palm Beach, Palm Beach	489
Silver Springs, Marion	487
Weeki Wachee, Hernando	478
Gulfport, Pinellas	478
Sweetwater, Dade	472
Cottondale, Jackson	460
Hawthorne, Alachua	458
Mascotte, Lake	454
Molino, Escambia	443
Midway, Gadsden	436
Bunnell, Flagler	436
Zolfo Springs, Hardee	433
East Palatka, Putnam	432
Oakland, Orange	430
Citra, Marion	428
Oxford, Sumter	428
Florida State University, Leon	427
Rotunda West, Charlotte	422
Surfside, Dade	417
Melbourne Beach, Brevard	406
Altha, Calhoun	405
Myakka City, Manatee	405
Apalachicola, Franklin	403
Youngstown, Bay	399
Cape Canaveral, Brevard	396
Centerville, Leon	393
Ocklawaha, Marion	388
Tavernier, Monroe	385
Celebration, Osceola	383
Flagler Beach, Flagler	380
Branford, Suwannee	377
Indian Harbour Beach, Brevard	372
Mims, Brevard	369
Alva, Lee	366
Dundee, Polk	360
Bal Harbour, Dade	356
Archer, Alachua	355

COVID-19: characteristics of 1,751,343 Florida resident cases

Data through Feb 7, 2021 verified as of Feb 8, 2021 at 09:25 AM

Data in this report are provisional and subject to change.

The table below includes the cities and counties of residence for cases in Florida residents based on the patient's ZIP Code. Note that city is not always received as part of the initial notification and may be missing while the case is being investigated.

City and county	Cases
Raiford, Union	353
Hastings, St. Johns	351
Haverhill, Palm Beach	347
Bell, Gilchrist	345
De Leon Springs, Volusia	338
Webster, Sumter	332
Osprey, Sarasota	331
Eagle Lake, Polk	327
Grand Ridge, Jackson	325
West Miami, Dade	315
Pierson, Volusia	313
Holly Hill, Volusia	309
Greenville, Madison	309
Malone, Jackson	308
Floral City, Citrus	306
Jennings, Hamilton	303
Lake Park, Palm Beach	303
Vernon, Washington	298
Grand Island, Lake	295
Ave Maria, Collier	294
Satsuma, Putnam	293
Tequesta, Palm Beach	293
Eastpoint, Franklin	292
Chuluota, Seminole	286
Montverde, Lake	286
Westville, Holmes	284
Lehigh, Lee	283
Gotha, Orange	279
Elkton, St. Johns	275
Melrose, Putnam	274
Indian Rocks Beach, Pinellas	272
Laurel Hill, Okaloosa	270
Bryceville, Nassau	268
Reddick, Marion	264
Alafaya, Orange	259
Sebastian, Brevard	259
Greenwood, Jackson	259
Valparaiso, Okaloosa	258
Malabar, Brevard	257
Kenneth City, Pinellas	253
Winter Park, Seminole	249
San Antonio, Pasco	248
Ponce De Leon, Holmes	248
O Brien, Suwannee	244
Belleair, Pinellas	239
Fort McCoy, Marion	239
Lake Panasoffkee, Sumter	235
Anthony, Marion	232
South Pasadena, Pinellas	229
Edgewood, Orange	221
Inlet Beach, Walton	219
Sanibel, Lee	219
Southport, Bay	218
Geneva, Seminole	218
Morrison, Levy	217
White Springs, Hamilton	213
Gretna, Gadsden	212
Greenacres, Palm Beach	212
Lee, Madison	211

COVID-19: characteristics of 1,751,343 Florida resident cases

Data through Feb 7, 2021 verified as of Feb 8, 2021 at 09:25 AM

Data in this report are provisional and subject to change.

The table below includes the cities and counties of residence for cases in Florida residents based on the patient's ZIP Code. Note that city is not always received as part of the initial notification and may be missing while the case is being investigated.

City and county	Cases
Fountain, Bay	211
Hosford, Liberty	207
Kindred, Osceola	203
Wellborn, Suwannee	201
Weirsdale, Marion	200
Bay Harbor Islands, Dade	195
Hallandale Beach, Broward	194
Mcdavid, Escambia	192
Fern Park, Seminole	192
Longboat Key, Manatee	189
Saint James City, Lee	188
Eglin Air Force Base, Okaloosa	185
Mcalpin, Suwannee	184
University Of Central Fl, Orange	184
Azalea Park, Orange	179
Sopchoppy, Wakulla	178
The Villages, Marion	176
Holmes Beach, Manatee	173
Altoona, Lake	173
Juno Beach, Palm Beach	173
Holt, Okaloosa	170
Islamorada, Monroe	170
Howey-In-The-Hills, Lake	169
Alford, Jackson	169
Astatula, Lake	168
Lakewood Ranch, Manatee	168
Babson Park, Polk	167
Missing, Volusia	165
Micanopy, Alachua	165
The Villages, Lake	161
Zellwood, Orange	161
Madeira Beach, Pinellas	159
Poinciana, Polk	158
Missing, Orange	155
Lauderdale By The Sea, Broward	154
Caryville, Washington	153
University Of Miami, Dade	152
Summerland Key, Monroe	147
Atlantis, Palm Beach	147
Mangonia Park, Palm Beach	146
Center Hill, Sumter	145
Bokeelia, Lee	145
Lockhart, Orange	142
Lake Helen, Volusia	141
Bay Lake, Orange	140
Pomona Park, Putnam	140
Viera, Brevard	140
Odessa, Pasco	140
Clair-Mel City, Hillsborough	139
Oak Hill, Volusia	138
Hiawassee, Orange	137
Rocky Point, Hillsborough	135
University Of Fl, Alachua	130
Golden Beach, Dade	130
Ponce Inlet, Volusia	129
Grant-Valkaria, Brevard	129
Hypoluxo, Palm Beach	126
Hollister, Putnam	126
Osteen, Volusia	126

COVID-19: characteristics of 1,751,343 Florida resident cases

Data through Feb 7, 2021 verified as of Feb 8, 2021 at 09:25 AM

Data in this report are provisional and subject to change.

The table below includes the cities and counties of residence for cases in Florida residents based on the patient's ZIP Code. Note that city is not always received as part of the initial notification and may be missing while the case is being investigated.

City and county	Cases
Carrollwood, Hillsborough	124
Citrus Springs, Citrus	122
Baldwin, Duval	122
Apopka, Seminole	121
San Mateo, Putnam	119
Cutler Bay, Dade	118
Clarksville, Calhoun	117
Matlacha, Lee	116
Hampton, Bradford	116
Sumterville, Sumter	114
Steinhatchee, Taylor	112
Cloud Lake, Palm Beach	111
Lutz, Pasco	111
Big Pine Key, Monroe	110
Inglis, Levy	109
Kendall, Dade	109
Lake Hamilton, Polk	109
Paisley, Lake	108
Placida, Charlotte	105
Lady Lake, Sumter	105
Christmas, Orange	103
Panacea, Wakulla	101
Buena Ventura Lakes, Osceola	99
Callaway, Bay	98
South Fort Myers, Lee	97
Seville, Volusia	97
Belleair Beach, Pinellas	95
Temple Terrace, Hillsborough	95
Canal Point, Palm Beach	92
Lamont, Jefferson	92
Dinsmore, Duval	92
Florahome, Putnam	91
Harmony, Osceola	91
Waldo, Alachua	90
University Of Central Florida, Orange	89
Hurlburt Field, Okaloosa	89
Tierra Verde, Pinellas	89
Brooker, Bradford	89
Bascom, Jackson	86
Astor, Lake	86
Barefoot Bay, Brevard	83
Tyndall Air Force Base, Bay	82
Fruit Cove, St. Johns	81
Lighthouse Point, Broward	81
West Park, Broward	81
Barry University, Dade	80
Cedar Key, Levy	80
Maitland, Seminole	80
University Of South Florida, Hillsborough	78
F M, Lee	77
Crystal Beach, Pinellas	77
Lorida, Highlands	77
Pinetta, Madison	77
Missing, Lee	75
Bradenton Beach, Manatee	74
Ocean Ridge, Palm Beach	73
Palma Ceia, Hillsborough	73
Kathleen, Polk	72
Avon Park, Polk	72

COVID-19: characteristics of 1,751,343 Florida resident cases

Data through Feb 7, 2021 verified as of Feb 8, 2021 at 09:25 AM

Data in this report are provisional and subject to change.

The table below includes the cities and counties of residence for cases in Florida residents based on the patient's ZIP Code. Note that city is not always received as part of the initial notification and may be missing while the case is being investigated.

City and county	Cases
Missing, St. Johns	70
Patrick Air Force Base, Brevard	70
Welaka, Putnam	70
Campbellton, Jackson	70
Dania Beach, Broward	70
Saint Leo, Pasco	69
Sunny Isles Beach, Dade	68
Eatonville, Orange	68
Ochopee, Collier	68
Saint Pete Beach, Pinellas	68
City Of Sunrise, Broward	67
Fort Denaud, Hendry	66
Air Mail Facility, Dade	65
Yalaha, Lake	64
Stock Island, Monroe	62
Boca Grande, Lee	62
North Venice, Sarasota	62
Florida Gulf Coast Univ, Lee	60
Princeton, Dade	60
Greensboro, Gadsden	60
Reunion, Osceola	58
Bonita Beach, Lee	58
Georgetown, Putnam	57
Orlando, Seminole	56
Bellview, Escambia	55
Destin, Walton	55
Missing, Marion	54
Mexico Beach, Bay	54
Cudjoe Key, Monroe	53
Anna Maria, Manatee	52
Orlando, Dade	52
Miami, Unknown	51
North Redington Beach, Pinellas	50
Lake Suzy, Desoto	50
Heathrow, Seminole	50
Ona, Hardee	49
Treasure Island, Pinellas	49
Walnut Hill, Escambia	49
Northdale, Hillsborough	48
Micco, Brevard	48
Missing, Santa Rosa	48
Singer Island, Palm Beach	48
Felda, Hendry	48
Palm Beach Shores, Palm Beach	47
Aloma, Orange	47
Miami Springs, Dade	46
Salt Springs, Marion	45
Orlando, Osceola	44
Cinco Bayou, Okaloosa	44
Okahumpka, Lake	44
Town N Country, Hillsborough	44
Missing, St. Lucie	43
Highland City, Polk	43
Terra Ceia, Manatee	43
Enterprise, Volusia	43
Miromar Lakes, Lee	42
Missing, Duval	42
Sewalls Point, Martin	42
Florence Villa, Polk	41

COVID-19: characteristics of 1,751,343 Florida resident cases

Data through Feb 7, 2021 verified as of Feb 8, 2021 at 09:25 AM

Data in this report are provisional and subject to change.

The table below includes the cities and counties of residence for cases in Florida residents based on the patient's ZIP Code. Note that city is not always received as part of the initial notification and may be missing while the case is being investigated.

City and county	Cases
University Of Tampa, Hillsborough	41
Saint Johns, Duval	40
Intercession City, Osceola	40
Manalapan, Palm Beach	39
Ebro, Washington	39
Waverly, Polk	39
Duette, Manatee	39
Key Colony Beach, Monroe	39
Orlando, Broward	39
Village Of Wellington, Palm Beach	39
Missing, Pasco	38
Eaton Park, Polk	38
Gulf Breeze, Escambia	38
Orlando, Volusia	37
Ponte Vedra, Duval	37
Florida International Univ, Dade	36
Bayonet Point, Pasco	36
Orlando, Polk	36
Village Wellington, Palm Beach	35
Green Acres, Palm Beach	35
Florida A And M University, Leon	34
Flemington, Marion	34
Highland Beach, Palm Beach	34
Naranja, Dade	34
Kenansville, Osceola	34
Pasadena, Pinellas	33
Dowling Park, Suwannee	32
Missing, Lake	32
Missing, Palm Beach	32
Cortez, Manatee	32
Palm Shores, Brevard	31
Bagdad, Santa Rosa	31
Bay Pines, Pinellas	31
Hialeah Gardens, Dade	31
Lacoochee, Pasco	31
Lulu, Columbia	30
Eloise, Polk	30
Missing, Pinellas	30
Homeland, Polk	29
Bonita Springs, Collier	29
Tice, Lee	29
Orlando, Hillsborough	29
Miami Shores, Dade	28
Penney Farms, Clay	28
Jupiter, Martin	28
Hallandale Beach, Broward	28
Pensacola Beach, Santa Rosa	27
Florida State, Leon	27
Caryville, Holmes	27
Mcintosh, Marion	27
Univ Of FI Student Dorms, Alachua	27
Nocatee, Desoto	27
Stetson University, Volusia	27
Lealman, Pinellas	26
Horseshoe Beach, Dixie	26
Kinard, Calhoun	26
North Bay Village, Dade	25
Tangerine, Orange	25
South Miami Heights, Dade	25

COVID-19: characteristics of 1,751,343 Florida resident cases

Data through Feb 7, 2021 verified as of Feb 8, 2021 at 09:25 AM

Data in this report are provisional and subject to change.

The table below includes the cities and counties of residence for cases in Florida residents based on the patient's ZIP Code. Note that city is not always received as part of the initial notification and may be missing while the case is being investigated.

City and county	Cases
Chokoloskee, Collier	25
Missing, Hillsborough	25
Palmdale, Glades	25
Homosassa Springs, Citrus	25
Earleton, Alachua	25
South Palm Beach, Palm Beach	25
Missing, Monroe	25
Santa Fe, Alachua	24
Saint Marks, Wakulla	24
Poinciana, Osceola	24
Labelle, Glades	24
City Of Westlake, Palm Beach	24
Davenport, Osceola	23
Bayshore Gardens, Manatee	23
Siesta Key, Sarasota	23
Bonaventure, Broward	23
Indian Lake Estates, Polk	23
New Smyrna, Volusia	23
Missing, Escambia	23
Miami, Broward	23
Goulds, Dade	23
Fort Lauderdale, Dade	23
Venus, Highlands	23
Tioga, Alachua	22
Balm, Hillsborough	22
Lakeshore, Polk	22
Ridge Manor, Pasco	22
Pine Hills, Orange	22
La Crosse, Alachua	22
Florida Dept Of Corrections, Union	22
Yankeetown, Levy	22
Wausau, Washington	21
Alturas, Polk	21
Bonifay, Washington	21
Bostwick, Putnam	21
Long Key, Monroe	21
Sparr, Marion	21
Kissimmee, Orange	21
Bradley, Polk	21
Hawthorne, Putnam	21
Perdido Key, Escambia	21
Westchase, Hillsborough	21
Sydney, Hillsborough	20
Loughman, Polk	20
Paxton, Walton	20
Plymouth, Orange	19
Citrus Ridge, Indian River	19
Crystal Springs, Pasco	19
Everglades City, Collier	19
Little Torch Key, Monroe	19
Sun City, Hillsborough	19
Orange Lake, Marion	19
Branford, Lafayette	19
Pine Castle, Orange	19
Wabasso, Indian River	19
Sugarloaf Key, Monroe	18
Babcock Ranch, Lee	18
Mexico Beach, Gulf	18
Laud-By-The-Sea, Broward	18

COVID-19: characteristics of 1,751,343 Florida resident cases

Data through Feb 7, 2021 verified as of Feb 8, 2021 at 09:25 AM

Data in this report are provisional and subject to change.

The table below includes the cities and counties of residence for cases in Florida residents based on the patient's ZIP Code. Note that city is not always received as part of the initial notification and may be missing while the case is being investigated.

City and county	Cases
Lowell, Marion	18
Archer, Levy	18
Hollywood, Dade	18
Mango, Hillsborough	18
Pembroke Park, Broward	18
Orlando, Palm Beach	18
Fort Ogden, Desoto	18
Parker, Bay	17
Graceville, Holmes	17
Candler, Marion	17
Indian River Shores, Indian River	17
Nichols, Polk	17
Florida International University, Dade	17
Goodland, Collier	17
Nalcrest, Polk	17
Maxville, Duval	17
Missing, Seminole	16
Missing, Manatee	16
Jacksonville, Unknown	16
West Panama City Beach, Bay	16
Jensen Beach, St. Lucie	16
Wekiva Springs, Seminole	16
Champions Gate, Polk	16
Orlando, Pinellas	16
Woodville, Leon	15
Lake City, Suwannee	15
Golden Oak, Orange	15
Gulf Stream, Palm Beach	15
Webster, Hernando	15
Gulf Hammock, Levy	15
Hernando Beach, Hernando	15
Tallevast, Manatee	15
Shady Hills, Pasco	15
Missing, Citrus	14
Copeland, Collier	14
High Springs, Gilchrist	14
White Springs, Columbia	14
Village Of Palmetto Bay, Dade	14
Mount Dora, Orange	14
Union Park, Orange	14
Lake Buena Vista, Orange	14
Missing, Collier	14
Murdock, Charlotte	14
Forest City, Orange	14
Westlake, Palm Beach	14
Redington Shores, Pinellas	14
Winter Garden, Lake	14
Wewahitchka, Calhoun	14
Trilby, Pasco	13
Hialeah, Unknown	13
Otter Creek, Levy	13
Orlando, Brevard	13
Saint George Island, Franklin	13
Belleair Bluffs, Pinellas	13
Orlando, Lake	13
Buckingham, Lee	13
Watersound, Walton	13
Suwannee, Dixie	13
Laurel Hill, Walton	13

COVID-19: characteristics of 1,751,343 Florida resident cases

Data through Feb 7, 2021 verified as of Feb 8, 2021 at 09:25 AM

Data in this report are provisional and subject to change.

The table below includes the cities and counties of residence for cases in Florida residents based on the patient's ZIP Code. Note that city is not always received as part of the initial notification and may be missing while the case is being investigated.

City and county	Cases
Hutchinson Island, St. Lucie	13
Lakewood Ranch, Sarasota	13
Kingsley Lake, Bradford	12
Gonzalez, Escambia	12
Pensacola Beach, Escambia	12
Roseland, Indian River	12
Graham, Bradford	12
Braden River, Manatee	12
Orlando, Unknown	12
Saint Lucie West, St. Lucie	12
Trenton, Levy	12
Choctaw Beach, Okaloosa	12
Brooksville, Pasco	12
Lake Monroe, Seminole	12
Fort Charlotte, Charlotte	12
Daytona Beach Shores, Volusia	12
Unknown, Dade	11
Missing, Brevard	11
Long Boat Key, Manatee	11
Ramrod Key, Monroe	11
Johns Pass Village, Pinellas	11
Missing, Indian River	11
Holder, Citrus	11
Mount Plymouth, Lake	11
Orlando, Leon	11
Wahneta, Polk	11
Durant, Hillsborough	11
Rosemary Beach, Walton	11
Missing, Nassau	10
Indian Creek Village, Dade	10
Naples, Lee	10
Steinhatchee, Dixie	10
Leisure City, Dade	10
Orlando, Duval	10
Passport, Unknown	10
Seacrest, Walton	10
Greenville, Taylor	10
Hillsboro Beach, Broward	10
Deerfield Beach, Palm Beach	10
Telogia, Liberty	10
Sea Ranch Lakes, Broward	9
Palma Sola, Manatee	9
Cottondale, Washington	9
Alys Beach, Bay	9
Redington Beach, Pinellas	9
Lake Como, Putnam	9
Missing, Polk	9
Missing, Broward	9
University Park, Manatee	9
Beverly Beach, Flagler	9
Fanning Springs, Gilchrist	9
Perrine, Dade	9
West Delray Beach, Palm Beach	9
Grant Valkaria, Brevard	9
Dade City, Hernando	9
Briny Breezes, Palm Beach	9
Rubonia, Manatee	9
Los Angeles, Dade	9
Lamont, Madison	9

COVID-19: characteristics of 1,751,343 Florida resident cases

Data through Feb 7, 2021 verified as of Feb 8, 2021 at 09:25 AM

Data in this report are provisional and subject to change.

The table below includes the cities and counties of residence for cases in Florida residents based on the patient's ZIP Code. Note that city is not always received as part of the initial notification and may be missing while the case is being investigated.

City and county	Cases
Lloyd, Jefferson	9
Cypress, Jackson	9
Ozona, Pinellas	9
Haines Creek, Lake	8
Florida State Univ Admin, Leon	8
Forest City, Seminole	8
Citrus Hills, Citrus	8
Nobleton, Hernando	8
Saint Augustine, Duval	8
Elfers, Pasco	8
Virginia Gardens, Dade	8
Salem, Taylor	8
Missing, Unknown	8
Grandin, Putnam	8
Seybold, Dade	8
Ferndale, Lake	8
Eau Gallie, Brevard	8
Fort Walton Beach, Unknown	8
Captiva, Lee	8
Cross Creek, Alachua	8
Ponce De Leon, Walton	8
Deer Island, Lake	8
Gibsonia, Polk	8
Jerome, Collier	8
Goldenrod, Seminole	8
Wildlight, Nassau	7
Innovation, Pasco	7
East Lake, Marion	7
Barberville, Volusia	7
Fort Lauderdale, Unknown	7
Fairfield, Marion	7
Putnam Hall, Putnam	7
Palm City, St. Lucie	7
Orlando, Alachua	7
Niceville, Walton	7
Aripeka, Pasco	7
Switzerland, St. Johns	7
Pine Ridge, Citrus	7
Maitland, Volusia	7
Orange Springs, Marion	7
Fernandina, Nassau	7
Evinston, Alachua	7
Bradenton, Sarasota	7
Port Saint John, Brevard	7
Orange Park, Duval	7
Basinger, Okeechobee	7
Keystone Heights, Bradford	7
Orlando, Pasco	7
Umatilla, Marion	7
University Of Central Fl, Hillsborough	7
Longboat Key, Sarasota	7
Babcock Ranch, Charlotte	7
Duck Key, Monroe	6
Glenwood, Volusia	6
Orchid, Indian River	6
Miccosukee, Leon	6
Pensacola, Unknown	6
Missing, Flagler	6
Mayport Naval Station, Duval	6

COVID-19: characteristics of 1,751,343 Florida resident cases

Data through Feb 7, 2021 verified as of Feb 8, 2021 at 09:25 AM

Data in this report are provisional and subject to change.

The table below includes the cities and counties of residence for cases in Florida residents based on the patient's ZIP Code. Note that city is not always received as part of the initial notification and may be missing while the case is being investigated.

City and county	Cases
Lake Butler, Bradford	6
Day, Lafayette	6
Maitland, Osceola	6
Missing, Putnam	6
Orlando, Flagler	6
Orlando, Marion	6
Sunny Hills, Washington	6
White City, Gulf	6
Worthington Springs, Union	6
Holt, Santa Rosa	6
Punta Gorda, Lee	6
Quail Heights, Dade	6
River Ranch, Polk	6
Saint Augustine Beach, St. Johns	6
Valkaria, Brevard	6
Missing, Okaloosa	6
Indian Shores, Pinellas	6
Coco River, Collier	6
Grove City, Charlotte	6
Maitland, Hillsborough	6
Winter Park, Polk	6
Winderemere, Orange	6
Labelle, Lee	6
Missing, Clay	6
Missing, Sarasota	6
Missing, Taylor	6
Missing, Walton	6
Scottsmeer, Brevard	5
Westchester, Dade	5
Port Salerno, Martin	5
Hialeah, Broward	5
Ebro, Bay	5
Eglin, Okaloosa	5
Miami, Palm Beach	5
Stuart, St. Lucie	5
Pass, Unknown	5
Inlet Beach, Bay	5
Missing, Leon	5
Milton, Escambia	5
Inglis, Citrus	5
Ocoee, Lake	5
Okeechobee, Martin	5
N/A, Unknown	5
Orlando, Manatee	5
Missing, Bay	5
Anastasia Island, St. Johns	5
Fort Lauderdale, Lee	5
University Of Central Fl, Martin	5
Ybor City, Hillsborough	5
Boca Raton, Broward	5
Bayou George, Bay	5
Miramar, Dade	5
Miami Gardens, Unknown	5
Morrison, Marion	5
Jacksonville Naval Air Station, Duval	5
Kissimmee, Unknown	5
Fort Lauderdale, Palm Beach	5
Pompano Beach, Unknown	5
Psl, Unknown	5

COVID-19: characteristics of 1,751,343 Florida resident cases

Data through Feb 7, 2021 verified as of Feb 8, 2021 at 09:25 AM

Data in this report are provisional and subject to change.

The table below includes the cities and counties of residence for cases in Florida residents based on the patient's ZIP Code. Note that city is not always received as part of the initial notification and may be missing while the case is being investigated.

City and county	Cases
Orlando, Lee	4
San Carlos Park, Lee	4
Newberry, Gilchrist	4
Okeechobee, Osceola	4
Boynton Beach, Broward	4
Branford, Gilchrist	4
Clewiston, Palm Beach	4
Conch Key, Monroe	4
Clarcona, Orange	4
Lamont, Taylor	4
Lazy Lake, Broward	4
Seacrest, Bay	4
Point Washington, Walton	4
Pompano Beach, Dade	4
Williston, Marion	4
El Jobean, Charlotte	4
East Rockland Key, Monroe	4
Bella Collina, Lake	4
Missing, Alachua	4
Naples, Unknown	4
Miami Beach, Unknown	4
Hinsdale, Manatee	4
Pompano Beach, Palm Beach	4
Oneco, Manatee	4
Wakulla Springs, Wakulla	4
Weirsdale, Lake	4
International Service Center, Dade	4
Indian Rock Beach, Pinellas	4
Hollywood, Unknown	4
Missing, Martin	4
Cypress Gardens, Polk	4
Bowling Green, Polk	4
Mayport, Duval	4
Greenville, Jefferson	4
Shady Grove, Taylor	4
Port Charlotte, Unknown	4
Okeechobee, Glades	4
West Bradenton, Manatee	4
Loxahatchee Groves, Palm Beach	4
Live Oak, Madison	4
Bruce, Holmes	4
Highland Park, Polk	4
Melrose, Bradford	4
Margate, Unknown	4
Mid Florida, Seminole	4
Ocean Breeze, Martin	4
Pensacola, Santa Rosa	4
Glen Ridge, Palm Beach	4
Coconut Creek, Palm Beach	4
Brewton, Escambia	3
Apopka, Broward	3
Missing, Highlands	3
Lanark Village, Franklin	3
Lake Harbor, Palm Beach	3
Maitland, Polk	3
Orem, Palm Beach	3
Pp, Dade	3
Pp, Unknown	3
Woodside, Broward	3

COVID-19: characteristics of 1,751,343 Florida resident cases

Data through Feb 7, 2021 verified as of Feb 8, 2021 at 09:25 AM

Data in this report are provisional and subject to change.

The table below includes the cities and counties of residence for cases in Florida residents based on the patient's ZIP Code. Note that city is not always received as part of the initial notification and may be missing while the case is being investigated.

City and county	Cases
Pass, Dade	3
Vero Beach, Brevard	3
Los Angeles, Broward	3
Lake Worth, Broward	3
Jacksonville, Dade	3
Lynbrook, Broward	3
Miami, Orange	3
Miami Gardens, Broward	3
Immokalee, Lee	3
Lake City, Duval	3
Lakeland, Hillsborough	3
Fort Myers, Unknown	3
Hallandale Beach, Unknown	3
Blountstown, Liberty	3
Village Of Golf, Palm Beach	3
Wildwood, Marion	3
Port Saint Lucie, Martin	3
Palm Coast, Volusia	3
Saint Augusaintine Beach, St. Johns	3
Saint Petersburg, Hillsborough	3
Tampa Palms, Hillsborough	3
Tampa, Pinellas	3
Pineland, Lee	3
Winter Garden, Seminole	3
Tarpon Springs, Pasco	3
Jacksonville, Clay	3
Ludlam, Dade	3
Laurel, Sarasota	3
Deland, Lake	3
Clermont, Orange	3
Apopka, Lake	3
Cape San Blas, Gulf	3
Crestview, Walton	3
Fernandina Beach, Duval	3
Island Grove, Alachua	3
Green Cove Springs, Duval	3
Fpo, Duval	3
Vernon, Bay	3
Mayport Naval Housing, Duval	3
Monticello, Madison	3
Samoset, Manatee	3
San Fernando, Unknown	3
Jonesville, Alachua	3
Julington Creek, St. Johns	3
Jupiter Island, Martin	3
Marco Island, Lee	3
Mims, Volusia	3
Miramar, Unknown	3
Alford, Washington	3
Altamonte Springs, Orange	3
Alys Beach, Walton	3
Pembroke Pines, Unknown	3
Ocean Reef Club, Monroe	3
Sandestin, Walton	3
Vero Beach, St. Lucie	3
Land O Lakes, Hillsborough	3
Lady Lake, Marion	3
Jacksonville , Duval	3
Bay Harbor Islands, Unknown	3

COVID-19: characteristics of 1,751,343 Florida resident cases

Data through Feb 7, 2021 verified as of Feb 8, 2021 at 09:25 AM

Data in this report are provisional and subject to change.

The table below includes the cities and counties of residence for cases in Florida residents based on the patient's ZIP Code. Note that city is not always received as part of the initial notification and may be missing while the case is being investigated.

City and county	Cases
Ft Pierce, St. Lucie	3
Westville, Walton	3
Sugarloaf, Monroe	3
Milligan, Okaloosa	3
Coraopolis, Citrus	3
Cape Haze, Charlotte	3
Chicago, Lee	3
Bristol, Calhoun	3
North Fort Myers, Charlotte	3
Missing, Sumter	3
Jacksonville, Alachua	3
Stuart, Palm Beach	3
Sorrento, Orange	3
Tampa, Hernando	2
Summerfield, Unknown	2
Sharpes, Brevard	2
Sebring, Desoto	2
Panama City, Unknown	2
Pembroke Pines, Dade	2
Ormond Beach, Flagler	2
Saint Lucie Village, St. Lucie	2
Wauchula, Desoto	2
Vero Beach, Unknown	2
Yeehaw, Okeechobee	2
Melrose, Clay	2
Mesa, Unknown	2
Longview, Dade	2
Missing, Osceola	2
Noma, Holmes	2
Jacksonville, Nassau	2
Jacksonville Naval Hospital, Duval	2
Hosford, Calhoun	2
Aventura, Broward	2
000000, Unknown	2
Champions Gate, Osceola	2
Port Saint Lucie, Palm Beach	2
Red Bay, Holmes	2
Saint Marys, Nassau	2
Windermere, Lake	2
Wacissa, Jefferson	2
Sutton, Pasco	2
Tampa, Unknown	2
Fisher Island, Unknown	2
Fort Lauderdale, Alachua	2
Deerfield Beach, Unknown	2
Doral, Unknown	2
Brooklyn, Broward	2
Cross City, Taylor	2
Carl Fisher, Dade	2
Jupiter, Dade	2
Homeless, Hillsborough	2
Lakeland, Unknown	2
Micanopy, Marion	2
University Of Central Fl, Seminole	2
Union, Manatee	2
Sand Lake, Orange	2
Port St. Lucie, St. Lucie	2
Okeechobee, Highlands	2
Orlando, Escambia	2

COVID-19: characteristics of 1,751,343 Florida resident cases

Data through Feb 7, 2021 verified as of Feb 8, 2021 at 09:25 AM

Data in this report are provisional and subject to change.

The table below includes the cities and counties of residence for cases in Florida residents based on the patient's ZIP Code. Note that city is not always received as part of the initial notification and may be missing while the case is being investigated.

City and county	Cases
Port Charlotte, Lee	2
Winter Park, Volusia	2
Winter Springs, Orange	2
Venice, Dade	2
West Palm Beach, Unknown	2
Windermere, Hillsborough	2
Bonnie, Dade	2
Eatonville, Polk	2
Fort Pierce, Brevard	2
Delray Beach, Broward	2
Graceville, Unknown	2
High Springs, Columbia	2
New Port Richey, Hillsborough	2
Miami, Martin	2
Long Beach, Orange	2
Labelle, Collier	2
Longwood, Unknown	2
Lauderhill, Unknown	2
Jena, Taylor	2
Sarasota, Unknown	2
Port Canaveral, Brevard	2
Plantation Key, Monroe	2
Orlando, St. Lucie	2
Oakland Park, Unknown	2
Orlando, Collier	2
Seguin, Unknown	2
Sunrise, Unknown	2
Tampa, Broward	2
Tarpon Springs, Hillsborough	2
Marysville, Dade	2
Cross Key, Monroe	2
Cibolo, Orange	2
Claysville, Hernando	2
Dade City, Unknown	2
Crescent Beach, Sarasota	2
Defuniak Springs, Okaloosa	2
Defuniak Springs, Unknown	2
Callahan, Duval	2
Clermont, Polk	2
Doctors Inlet, Clay	2
Bonifay, Jackson	2
Bonnie, Sarasota	2
Bronx, Seminole	2
Lecanto, Marion	2
Maitland, Leon	2
Miami Shores, Broward	2
Missing, Hernando	2
Fort Myers, Collier	2
Fort Pierce, Martin	2
Lake Helen, Orange	2
West Palm Beach, Dade	2
Weston, Dade	2
Winter Park, Leon	2
Palm Springs North, Dade	2
Orlando, Santa Rosa	2
Orlando, Charlotte	2
Oklawaha, Marion	2
Olustee, Baker	2
None, Dade	2

COVID-19: characteristics of 1,751,343 Florida resident cases

Data through Feb 7, 2021 verified as of Feb 8, 2021 at 09:25 AM

Data in this report are provisional and subject to change.

The table below includes the cities and counties of residence for cases in Florida residents based on the patient's ZIP Code. Note that city is not always received as part of the initial notification and may be missing while the case is being investigated.

City and county	Cases
Mount Pleasant, Gadsden	2
Navarre, Okaloosa	2
West Villages, Sarasota	2
Zellwood, Lake	2
Upper Key Largo, Monroe	2
University Of Central Florida, Brevard	2
Seven Springs, Pasco	2
Blountstown, Jackson	2
Alligator Point, Franklin	2
Coconut Creek, Unknown	2
Bradington, Manatee	2
Hallandale Beach, Dade	2
Crawfordville, Leon	2
Eatonville, Lake	2
Lawtey, Union	2
Lake Geneva, Clay	2
Lutz, Pinellas	2
Los Angeles, Okaloosa	2
Madison, Unknown	2
Maitland, Pasco	2
Chipley, Jackson	2
Amelia City, Nassau	2
Apopka, Unknown	2
Alligator Point, Wakulla	2
Florida Power & Light Co, Dade	2
University Of Central Florida, Broward	2
Ocala, Unknown	2
Miamt, Dade	2
Orlando, Okaloosa	2
Wimauma, Manatee	2
Provo, Broward	2
Portland, Unknown	2
University Of Central Florida, Palm Beach	2
University Of Central Florida, Pinellas	2
Sumatra, Liberty	2
Maitland, Lake	2
Hialeah Lakes, Dade	2
Hialeah, Orange	2
Moore Haven, Hendry	2
Naples, Broward	2
Cassadaga, Volusia	2
Fort Walton Beach, Walton	2
Dunnellon, Levy	2
Export, Palm Beach	1
Fdsf, Unknown	1
Downers Grove, St. Lucie	1
Duke Field Air Force Station, Okaloosa	1
Fort Myers, Lake	1
Felda, Palm Beach	1
Flagler Beach, Volusia	1
Flomaton, Escambia	1
Flora, Lee	1
Fruitland Park, Sumter	1
Fwb, Unknown	1
Gainesville, Marion	1
Gastonia, Polk	1
Fresno, Pasco	1
Green, Clay	1
Greensburg, Orange	1

COVID-19: characteristics of 1,751,343 Florida resident cases

Data through Feb 7, 2021 verified as of Feb 8, 2021 at 09:25 AM

Data in this report are provisional and subject to change.

The table below includes the cities and counties of residence for cases in Florida residents based on the patient's ZIP Code. Note that city is not always received as part of the initial notification and may be missing while the case is being investigated.

City and county	Cases
Greenville, Monroe	1
Gulf Shores, Escambia	1
Clearwater, Highlands	1
Clermont, Unknown	1
Columbia, Orange	1
Coral Gables, Unknown	1
Coral Springs, Unknown	1
Cornelius, Leon	1
Crestview, Dade	1
Dade City, Polk	1
Dania, Unknown	1
Darien, Pasco	1
Arcadia, Charlotte	1
Aspen, Palm Beach	1
Atlanta, Broward	1
Aurburndale, Polk	1
Aventura, Unknown	1
Azalea Park, Sarasota	1
Bartow, Unknown	1
Boca Roton, Unknown	1
Brooksville, Columbia	1
Bryn Mawr, Collier	1
Alpharetta, Alachua	1
Apalachicola, Leon	1
Naugatuck, Lee	1
Myakka, Duval	1
North Little Rock, Palm Beach	1
New Vernon, Sarasota	1
New York, Broward	1
Northville, Broward	1
Ocala, Indian River	1
Ocoee, Broward	1
Orlando, Orange	1
Ocoee, Polk	1
Monessen, Palm Beach	1
Missing, Columbia	1
Middleburg, Unknown	1
Minneapolis, Broward	1
Hilliard, Dade	1
Hollywood, Leon	1
Holt, Unknown	1
Homestead, Monroe	1
Humble, Broward	1
Havanna, Gadsden	1
Jan Phyl Village, Polk	1
Knoxville, Duval	1
Lake City, Volusia	1
Maitland, Unknown	1
Melbourne, Orange	1
Metter, Volusia	1
Miami Beach, Palm Beach	1
Miami Granders, Dade	1
Lakeland, Pasco	1
Lakewood, Unknown	1
Los Angeles, Polk	1
Sumter Ville, Unknown	1
Tallahassee, Escambia	1
Springhill, Unknown	1
Tampa, Dade	1

COVID-19: characteristics of 1,751,343 Florida resident cases

Data through Feb 7, 2021 verified as of Feb 8, 2021 at 09:25 AM

Data in this report are provisional and subject to change.

The table below includes the cities and counties of residence for cases in Florida residents based on the patient's ZIP Code. Note that city is not always received as part of the initial notification and may be missing while the case is being investigated.

City and county	Cases
Tampa, Jackson	1
Tampa, Lee	1
Tinley Park, Lee	1
University Of Central Fl, Dade	1
Telluride, Lee	1
Sevierville, Dade	1
Saint Petersburg, Dade	1
San Juan, Osceola	1
San Pedro Sula, Dade	1
Sandy, Duval	1
South Otselic, Dade	1
Southampton, Palm Beach	1
Stockbridge, Leon	1
Sullivans Island, Dade	1
Pound Ridge, Leon	1
Richmond Heights, Dade	1
Riverview, Pinellas	1
Rochester, Lee	1
Rosemary Beach, Bay	1
Saint Cloud, Orange	1
Plant City, Pinellas	1
Plantation, Unknown	1
Ponce, Orange	1
Port Charlotte Fl, Unknown	1
Plant City, Hendry	1
Orlando, Highlands	1
Opa Locka, Unknown	1
Orem, Nassau	1
Windermere, Polk	1
Winter Park, Lake	1
Wayne, Dade	1
Wekiwa Springs, Seminole	1
West Simsbury, Collier	1
Russellville, Hillsborough	1
Saint Augustine, Okaloosa	1
Republic, Monroe	1
Ridge Manor Estates, Sumter	1
Ridgewood, Broward	1
Riverview, Manatee	1
Roseland, Palm Beach	1
Porter Ranch, Dade	1
Raiford, Bradford	1
Ponte Vedra Beach, Orange	1
Port Orange , Volusia	1
Port Saint Lucie, Indian River	1
Tampa, Escambia	1
Tampa, Manatee	1
Tangerine, Lake	1
Steinhatchee, Alachua	1
Saint Teresa, Wakulla	1
San Antonio, Dade	1
San Diego, Unknown	1
Sanford, Palm Beach	1
Sebastian, Lake	1
Middleburg, Duval	1
Midland, Osceola	1
Missing, Wakulla	1
N/A, Duval	1
Naples, Alachua	1

COVID-19: characteristics of 1,751,343 Florida resident cases

Data through Feb 7, 2021 verified as of Feb 8, 2021 at 09:25 AM

Data in this report are provisional and subject to change.

The table below includes the cities and counties of residence for cases in Florida residents based on the patient's ZIP Code. Note that city is not always received as part of the initial notification and may be missing while the case is being investigated.

City and county	Cases
Ocean City, Broward	1
Palm City, Unknown	1
Plant City, Unknown	1
Pompano Beach, Alachua	1
Old Town, Gilchrist	1
Oviedo, Leon	1
Opa Locka, Polk	1
Orem, Sarasota	1
Orem, Unknown	1
University Of Central Florida, Hillsborough	1
Village Of Palm Springs, Palm Beach	1
Virginia Beach, Alachua	1
Webster, Pasco	1
Union City, Bradford	1
University Of Central Fl, Pasco	1
Westerville, Hillsborough	1
Wilton Manors, Dade	1
Wilbur By The Sea, Volusia	1
Willowbrook, Lee	1
Winston Salem, Unknown	1
Winter Garden, Hillsborough	1
Woodland Hills, Brevard	1
Yulee, Duval	1
Fl State Lot, Leon	1
Fortlauderdale, Unknown	1
Fortwalton Beach, Okaloosa	1
Ft Pierce, Unknown	1
Garland, Orange	1
El Paso, Unknown	1
Everett, Dade	1
Eatonville, Seminole	1
Colorado Springs, Unknown	1
Conifer, Lee	1
Destin, Unknown	1
Diamond, Highlands	1
Daniel Island, Bay	1
Altamonte, Orange	1
Alva, Collier	1
333, Unknown	1
Allentown, Putnam	1
Apple Creek, Citrus	1
Amelia Village, Nassau	1
Barefoot Beach, Lee	1
Azalea Park, Osceola	1
Avon, Manatee	1
Aventura, Osceola	1
Chipley, Holmes	1
Chattanooga, Dade	1
Chickasha, Sarasota	1
Bryn Mawr, Palm Beach	1
Camden Wyoming, Duval	1
Bear Grass, Palm Beach	1
Mary Esther, Escambia	1
Miami, Charlotte	1
Miamii, Dade	1
Miami Garden, Unknown	1
Lake Mary, Lake	1
Knoxville, Escambia	1
Longwood, Orange	1

COVID-19: characteristics of 1,751,343 Florida resident cases

Data through Feb 7, 2021 verified as of Feb 8, 2021 at 09:25 AM

Data in this report are provisional and subject to change.

The table below includes the cities and counties of residence for cases in Florida residents based on the patient's ZIP Code. Note that city is not always received as part of the initial notification and may be missing while the case is being investigated.

City and county	Cases
Lauderdale Hill, Unknown	1
Lehigh Cares, Lee	1
Live Oak, Columbia	1
Loganville, Orange	1
Jeffersonville, Broward	1
Homeless, Dade	1
Homer, Escambia	1
Hilliard, Unknown	1
Hickory, Lee	1
Hallandale Ben, Unknown	1
Havana, Leon	1
Fort Denaud, Glades	1
Louisville, Manatee	1
Los Angeles Ca, Unknown	1
Macdill Air Force Base, Hillsborough	1
Margate, Dade	1
Marshall, Dade	1
Mary Esther, Unknown	1
Miami Lakes, Unknown	1
Miami, Hillsborough	1
Miami, Manatee	1
Miami Beach, Broward	1
Middlesburg, Duval	1
Lake City, Hamilton	1
La Grange, Dade	1
Lehigh Acres, Dade	1
Lewisburg, Pasco	1
Largo, Unknown	1
Littleton, Dade	1
Homosassa, Hernando	1
Homeless, Polk	1
Jerusalem, St. Johns	1
Davenport, Orange	1
Daytona Beach, Unknown	1
Deland, St. Lucie	1
Deltona, Orange	1
Foley, Escambia	1
Harrison, Pinellas	1
Granada Hills, Broward	1
Guilford, Dade	1
Hailandale, Unknown	1
Fort Myers-, Lee	1
Fort Pierce, Unknown	1
Gainesville, Duval	1
Bronx, Palm Beach	1
Cartersville, Unknown	1
Conway, Leon	1
Cypress, Leon	1
Clermont, Volusia	1
Clewiston, Glades	1
Altoona, Marion	1
Anaheim, Unknown	1
Argyle, Walton	1
Athens, Duval	1
Bogota, Orange	1
Bradenton, Dade	1
Bradenton, Osceola	1
Sun City Center, Hardee	1
Tallahassee, Duval	1

COVID-19: characteristics of 1,751,343 Florida resident cases

Data through Feb 7, 2021 verified as of Feb 8, 2021 at 09:25 AM

Data in this report are provisional and subject to change.

The table below includes the cities and counties of residence for cases in Florida residents based on the patient's ZIP Code. Note that city is not always received as part of the initial notification and may be missing while the case is being investigated.

City and county	Cases
Tallahassee, Unknown	1
Tampa, Palm Beach	1
Tavares, Marion	1
Saint Cloud, Unknown	1
Saint Johns, Unknown	1
Shelton, Manatee	1
Spring Hill , Hernando	1
Spring Hill, Dade	1
Starke, Clay	1
Stone Mountain, Palm Beach	1
Tulsa, Orange	1
Tiffin, Highlands	1
Washington, Unknown	1
West Palm Beach, Broward	1
Venice, Unknown	1
Vernon, Unknown	1
Westbrook, Dade	1
Wichita, Volusia	1
Winter Garden, Pinellas	1
Winder Garden, Orange	1
Windermere, Leon	1
Windermere, Osceola	1
Windermere, Seminole	1
Winter Garden, Broward	1
Zolfo Springs, Polk	1
Winter Park, St. Johns	1
Winter Park, Broward	1
Winter Park, Indian River	1
Winter Park, Lee	1
New Orleans, Palm Beach	1
Newark, Broward	1
Newburgh, Bay	1
Navarre, Dade	1
North Pole, Seminole	1
North Port, Lee	1
Old Town, Alachua	1
Ona, Manatee	1
Oooooo, Unknown	1
Ocoee, Osceola	1
Okeechobee, Broward	1
Orem, Broward	1
Orlando, Columbia	1
Orlando, Indian River	1
Orlando, Sarasota	1
Ormond Beach, Unknown	1
Oviedo, Brevard	1
Pacifica, Dade	1
Saint Petersburg, St. Lucie	1
Sandford, Seminole	1
Sarasota, Flagler	1
Saxis, Lee	1
Sebring, Lee	1
Rye, Duval	1
Rex, Duval	1
Parker, Dade	1
Parker, Leon	1
Peoria, Unknown	1
Palm Coast, Alachua	1
Palm Coast, Polk	1

COVID-19: characteristics of 1,751,343 Florida resident cases

Data through Feb 7, 2021 verified as of Feb 8, 2021 at 09:25 AM

Data in this report are provisional and subject to change.

The table below includes the cities and counties of residence for cases in Florida residents based on the patient's ZIP Code. Note that city is not always received as part of the initial notification and may be missing while the case is being investigated.

City and county	Cases
Port Everglades, Broward	1
Plantation, Orange	1
Pompano Beach, Martin	1
Opalocka, Dade	1
North Canton, Palm Beach	1
New Richmond, Volusia	1
Oakland, Leon	1
Ocala, Alachua	1
Okeechobee, St. Lucie	1
Panama City, Walton	1
Palm Coast, Duval	1
Orlando, Union	1
Oviedo, Seminole	1
Oxford, Palm Beach	1
Perry, Leon	1
Port Orange, Unknown	1
Port Saint Lucie, Orange	1
Provincetown, Collier	1
Tangerine, Seminole	1
Virginia Beach, Hernando	1
Waco, Broward	1
Washington, Broward	1
Tewksbury, Orange	1
Toms River, Dade	1
Shannon, Collier	1
Soldotna, Broward	1
Spring Park, Alachua	1
Steinhatchee, Madison	1
South Burlington, Orange	1
Rio Dell, Volusia	1
Saint Cloud, Lee	1
Saint Johns, Orange	1
San Antonio, Sarasota	1
San Antonio, Unknown	1
Sanford, Volusia	1
Winter Park, Osceola	1
Wood River, Polk	1
Worcester, Palm Beach	1
Wheaton, Lee	1
Wilmington, Broward	1
Wesley Chapel, Alachua	1
Umatilla, Alachua	1
University Of Central Florida, Monroe	1
Winter Park, Alachua	1
Lake Placid, Alachua	1
Lake Worth Beach, Broward	1
Jamaica, Broward	1
Jersey City, Polk	1
Jupiter, Unknown	1
Kingsland, Duval	1
Kissimmee, Brevard	1
Gainesville, Baker	1
Gilmer, Dade	1
Jacksonville, Manatee	1
Haverford, Hillsborough	1
Herrin, Orange	1
Miami, Collier	1
Miami, St. Lucie	1
Melrose, Alachua	1

COVID-19: characteristics of 1,751,343 Florida resident cases

Data through Feb 7, 2021 verified as of Feb 8, 2021 at 09:25 AM

Data in this report are provisional and subject to change.

The table below includes the cities and counties of residence for cases in Florida residents based on the patient's ZIP Code. Note that city is not always received as part of the initial notification and may be missing while the case is being investigated.

City and county	Cases
Miamf, Dade	1
Miami G, Dade	1
Marianna, Calhoun	1
Marshall, Palm Beach	1
Magnolia Square, Osceola	1
Maitland, Alachua	1
Los Angeles, Palm Beach	1
Lemoyne, Manatee	1
Lawrence Township, Palm Beach	1
Lander, Citrus	1
Las Vegas, Orange	1
Bryant, Alachua	1
Buffalo, Palm Beach	1
Carol Stream, Orange	1
Castleberry, Escambia	1
Charlotte, Pasco	1
Apopka, Flagler	1
99, Unknown	1
Alanson, Bay	1
Aollywoss, Dade	1
Boca Raton, Unknown	1
Bohealia, Lee	1
Blowing Rock, Polk	1
Belleair, Hillsborough	1
Dorchester, Orange	1
Estero, Collier	1
Fanning Springs, Levy	1
Columbus, Brevard	1
Cookeville, Seminole	1
Clear Brook, Lee	1
Deland, Polk	1
Dallas, Lee	1
De Leon Springs, Putnam	1
Crestview, Holmes	1
Cumberland, Palm Beach	1
Dade City, Hillsborough	1
Canton, Duval	1
Charlotte, Alachua	1
Cantonment, Santa Rosa	1
Cape Coral, Unknown	1
Bryceville, Duval	1
Bradenton, Lee	1
Boca Raton, Dade	1
Boca Raton, Madison	1
Bogota, Unknown	1
Atlanta, Walton	1
Attalla, Broward	1
Auburn, Palm Beach	1
Autaugaville, Broward	1
Apopka, Volusia	1
Alachua, Suwannee	1
Alafaya, Broward	1
Alafaya, Pinellas	1
Daytona Beach, Orange	1
Deerfield Beach, Polk	1
Crestview, Broward	1
Dalecity, Okaloosa	1
Clearwater, Leon	1
Crystal River, Marion	1

COVID-19: characteristics of 1,751,343 Florida resident cases

Data through Feb 7, 2021 verified as of Feb 8, 2021 at 09:25 AM

Data in this report are provisional and subject to change.

The table below includes the cities and counties of residence for cases in Florida residents based on the patient's ZIP Code. Note that city is not always received as part of the initial notification and may be missing while the case is being investigated.

City and county	Cases
Crystal River, Unknown	1
Fellsmere, Brevard	1
Fleming Island, Duval	1
Florida City, Unknown	1
Fort Lauderdale, Collier	1
El Dorado, Palm Beach	1
East Setauket, Palm Beach	1
Merrick, Palm Beach	1
Metter, Manatee	1
Miamiardens, Unknown	1
Miamksaohes, Dade	1
Miami Dade, Unknown	1
Lake Clarke Shores, Palm Beach	1
Lake Forest, Collier	1
Macclenny, Dixie	1
Madison, Jefferson	1
Maitland, Collier	1
Key West, Palm Beach	1
Kilgore, Dade	1
Jupiter Inlet, Palm Beach	1
Jzx, Unknown	1
Land O Lakes, Unknown	1
Landolakes, Unknown	1
Lawton, Okaloosa	1
Levittown, Palm Beach	1
Lima, Manatee	1
Lima, Volusia	1
Gainesville, Levy	1
Glen Cove, Unknown	1
Glen Saint Mary, Duval	1
Golden Oak, Hillsborough	1
Greensboro, Leon	1
Jacksonville, Baker	1
Jacksonville, Marion	1
Irmo, Unknown	1
Immokalee, Walton	1
Syracuse, Unknown	1
Twentynine Palms, Broward	1
Surprise, Unknown	1
St Cloud, Orange	1
Vernon, Walton	1
Venezuela, Unknown	1
Waukesha, Volusia	1
West Miami, Unknown	1
Whippany, Volusia	1
Xifamk, Dade	1
Windermere, Alachua	1
Winfield, Hillsborough	1
Winter Garden, Unknown	1
Winter Park, Brevard	1
Winter Park, Unknown	1
Orlando, Gadsden	1
Orlando, Hernando	1
Orlando, St. Johns	1
Orem, Dade	1
Orlando, Citrus	1
Ocala, Duval	1
Okeechobi, Unknown	1
Monument, Broward	1

COVID-19: characteristics of 1,751,343 Florida resident cases

Data through Feb 7, 2021 verified as of Feb 8, 2021 at 09:25 AM

Data in this report are provisional and subject to change.

The table below includes the cities and counties of residence for cases in Florida residents based on the patient's ZIP Code. Note that city is not always received as part of the initial notification and may be missing while the case is being investigated.

City and county	Cases
Mokena, Lee	1
Morrisville, Palm Beach	1
North Brunswick, St. Lucie	1
North Grafton, Dade	1
North Lauderdale, Unknown	1
North Porte, Unknown	1
Notrealville, Polk	1
Orlando, Walton	1
Oviedo, Lake	1
Pensacola, Dade	1
Panomo City, Bay	1
Parrish, Sarasota	1
Plantation, Leon	1
Pooler, Broward	1
Port St. Lucie, Unknown	1
Punta Gorda, Sarasota	1
Putnam, Putnam	1
Rye, Palm Beach	1
Ridgewood, Lee	1
Roayl Palm Beach, Palm Beach	1
Roseville, Broward	1
Saint Petersburg, Bay	1
San Marcos, Unknown	1
Lake Worth, Unknown	1
Los Angeles, Orange	1
Maitland, Palm Beach	1
Litchfield Park, Monroe	1
Littleton, St. Johns	1
Indianapolis, Lee	1
Lake Como, Nassau	1
Lake In The Hills, Broward	1
Jupiter, Pinellas	1
Kansas City, Palm Beach	1
Melbourne, Volusia	1
Milford, Bay	1
Milford, Unknown	1
Marianna, Leon	1
Marianna, Washington	1
Mary Esther, Hillsborough	1
Marathon Shores, Monroe	1
Mattoon, Lee	1
Newaygo, Charlotte	1
North Port, Charlotte	1
New Canaan, Dade	1
Na, Dade	1
Naples, Leon	1
Gwynn Oak, Polk	1
Fort Worth, Broward	1
Franklin, Orange	1
Frostproof, Highlands	1
Gainesville, Palm Beach	1
Gainesville, Santa Rosa	1
Crescent City, Marion	1
Crestview, Unknown	1
Destin, Bay	1
Eureka, Flagler	1
Evansville, Citrus	1
Bonnie, St. Johns	1
Belleair Bluffs, Unknown	1

COVID-19: characteristics of 1,751,343 Florida resident cases

Data through Feb 7, 2021 verified as of Feb 8, 2021 at 09:25 AM

Data in this report are provisional and subject to change.

The table below includes the cities and counties of residence for cases in Florida residents based on the patient's ZIP Code. Note that city is not always received as part of the initial notification and may be missing while the case is being investigated.

City and county	Cases
Big Torch Key, Monroe	1
Black, Holmes	1
Boca Raton, Lee	1
Bonifay, Unknown	1
Apo, Collier	1
Apopka, Citrus	1
Apopka, Hillsborough	1
Arabi, Orange	1
Austin, Dade	1
Clearwater, Hillsborough	1
Coal City, Pasco	1
Commerce Township, Manatee	1
Crawfordville, Alachua	1
Celebration, Orange	1
Chicago, Broward	1
Choctaw Beach, Unknown	1
Brownsville, Escambia	1
Bryant, Palm Beach	1
Boys Ranch, Suwannee	1
Addison, Pasco	1
Winnetka, Dade	1
Winter Garden, Osceola	1
Winter Haven, Osceola	1
Winter Park, Duval	1
Winter Park, Palm Beach	1
Weston, Unknown	1
Wildwood, Lee	1
Wabasha, Clay	1
West Hollywood, Broward	1
Waverly, Duval	1
Winter Springs, Polk	1
Youngstown, Washington	1
Port Saint Lucie, Marion	1
Port St Luice, Unknown	1
Roswell, Bay	1
Ruskin, Dade	1
Ruskin, Manatee	1
Pensacola Naval Hospital, Escambia	1
Pass-A-Grille, Pinellas	1
Pompano Beach, Osceola	1
Plymouth, Pasco	1
Okeechobee, Unknown	1
Oviedo, Orange	1
Pace, Escambia	1
Painted Post, Pasco	1
Palatka, Marion	1
Saint Petersburg, Duval	1
Saint Petersburg, Manatee	1
Sun City Center, Lee	1
St Peterburg, Orange	1
Stiamk, Dade	1
Scottsdale, Brevard	1
Unknown, Duval	1
Upland, Manatee	1
Surfside Beach, Orange	1
Tampa, Duval	1
Tavares, Unknown	1
Temple, Palm Beach	1
Mckinney, Broward	1

COVID-19: characteristics of 1,751,343 Florida resident cases

Data through Feb 7, 2021 verified as of Feb 8, 2021 at 09:25 AM

Data in this report are provisional and subject to change.

The table below includes the cities and counties of residence for cases in Florida residents based on the patient's ZIP Code. Note that city is not always received as part of the initial notification and may be missing while the case is being investigated.

City and county	Cases
Miamc, Dade	1
Missing, Okeechobee	1
Monroe Township, Palm Beach	1
Moore Haven, Okeechobee	1
Morrisville, Unknown	1
Lake Butler, Alachua	1
Las Vegas, Palm Beach	1
Ldhl, Broward	1
Longwood, Volusia	1
Lehigh Acres, Collier	1
Lincoln, St. Lucie	1
Little Neck, Lee	1
Homeless, Monroe	1
Homeless, Pinellas	1
Hoclywsod, Dade	1
Holiday, Pinellas	1
Indian Rocks Beach, Duval	1
Indiantown, Palm Beach	1
Inglewood, Sarasota	1
Inwood, Broward	1
Irvine, Marion	1
Istachatta, Hernando	1
Jupiter, St. Lucie	1
Kenilworth, Leon	1
Jacksonville, Orange	1
Jefferson, Dade	1
Jonesboro, Leon	1
Key West, Duval	1
Keys West, Unknown	1
Kingsland, Nassau	1
Knoxville, Bay	1
Carmel, Orange	1
Cedar Springs, Hernando	1
Chicago, Unknown	1
Coconut Ck, Unknown	1
Dallas, Hernando	1
Dayton, Lake	1
Daytona Beach, Pinellas	1
Dearborn, Broward	1
Deer Park, Dade	1
Brooklyn, Dade	1
Brooklyn, Lee	1
Caracas, Dade	1
Boston, Broward	1
Bel Air, Collier	1
O, Manatee	1
Alachua, Duval	1
Alpharetta, Broward	1
Apopka, Clay	1
Asheville, Highlands	1
Astoria, Broward	1
Bartow, Hardee	1
Downingtown, Hillsborough	1
Dpo, Santa Rosa	1
Dunedin, Unknown	1
Deerfield, Dade	1
Deland, Seminole	1
Deltona, Seminole	1
Fort Lauderdale, Leon	1

COVID-19: characteristics of 1,751,343 Florida resident cases

Data through Feb 7, 2021 verified as of Feb 8, 2021 at 09:25 AM

Data in this report are provisional and subject to change.

The table below includes the cities and counties of residence for cases in Florida residents based on the patient's ZIP Code. Note that city is not always received as part of the initial notification and may be missing while the case is being investigated.

City and county	Cases
Fort Myers, Sarasota	1
Fort Pierce, Palm Beach	1
Fort White, Clay	1
East Palatka, Hillsborough	1
Eastpoint, Leon	1
Gotcha, Orange	1
Greensburg, Palm Beach	1
Garden City, Alachua	1
Gaylord, Orange	1
Hallandale, Unknown	1
Haines City, Osceola	1
Hernando, Marion	1
Hialeah, Collier	1
Helen, Bay	1
Tavares, Orange	1
Tequesta, Martin	1
Topsham, Manatee	1
Town Of Nocatee, St. Johns	1
Unkn, Duval	1
Syracuse, Polk	1
Tallahassee, Dade	1
Tamarac, Dade	1
Waipahu, Santa Rosa	1
Ward, Polk	1
Wellborn, Columbia	1
West Apim Beach, Palm Beach	1
West Yarmouth, St. Lucie	1
Venetian Islands, Dade	1
Winter Garden, Duval	1
Woodbine, Nassau	1
Yulee, St. Johns	1
Zephyrhills, Hillsborough	1
Saint Joseph, Volusia	1
Russellville, Bay	1
Saint Cloud, Palm Beach	1
Prattville, Hillsborough	1
Prestonsburg, Bay	1
Quincy, Jackson	1
Rapid City, Broward	1
Piasa, Putnam	1
Suitland, Volusia	1
Sunbright, Palm Beach	1
San Antonio, Orange	1
Sanford, Unknown	1
Seminole, Leon	1
Shalimar, Unknown	1
Shirley, Flagler	1
Oldsmar, Hillsborough	1
North Palm Beach, Orange	1
Northport, Sarasota	1
Oakland, Lee	1
Milford, Lee	1
Myakka City, Sarasota	1
New Middletown, Hillsborough	1
New Port Richey, Pinellas	1
Newberry, Marion	1
Orlo Vista, Orange	1
Other, Dade	1
Palm Beach Gardens, Unknown	1

COVID-19: characteristics of 1,751,343 Florida resident cases

Data through Feb 7, 2021 verified as of Feb 8, 2021 at 09:25 AM

Data in this report are provisional and subject to change.

The table below includes the cities and counties of residence for cases in Florida residents based on the patient's ZIP Code. Note that city is not always received as part of the initial notification and may be missing while the case is being investigated.

City and county	Cases
Palmetto Bay, Palm Beach	1
Palmetto, Pasco	1
Pass-A-Grille Beach, Pinellas	1
Pembroke Lakes, Broward	1
Cincinnati, Dade	1
Crossings, Unknown	1
Dfafs, Okaloosa	1
Davenport, Lake	1
Davie, Unknown	1
Dayton, Orange	1
Edgewood, Broward	1
Elkton, Putnam	1
Floral, Okaloosa	1
Armstrong, St. Johns	1
Atl, Brevard	1
Alva, Escambia	1
Andalusia, Escambia	1
Arcadia, Highlands	1
Baker, Santa Rosa	1
Belleville, Palm Beach	1
Belmont, Santa Rosa	1
Blountstown, Broward	1
Bronson, Alachua	1
Brooker, Alachua	1
Brandon, Pinellas	1
Bonita, Lee	1
Bocaraten, Palm Beach	1
Hudson, Pinellas	1
Interlachen, Duval	1
Kure Beach, Monroe	1
Lakeland, Palm Beach	1
Gainesville, Okaloosa	1
Gainesville, Unknown	1
Gibson, Unknown	1
Hoosick Falls, Broward	1
Hialeahgardens, Dade	1
Hiram, Leon	1
Greenbrier, Bay	1
Groveland, Orange	1
Monroe, Hillsborough	1
North Laud, Unknown	1
Ocoee, Unknown	1
Olds, Manatee	1
Longwood, Broward	1
Lucedale, St. Lucie	1
Macclenny, Duval	1
Mantua, Broward	1
Marina Del Rey, Broward	1
Mayaguez, Dade	1
Middletown, Osceola	1
White Plains, Broward	1
Whites Creek, Leon	1
Windermere, Volusia	1
Wtixrat, Dade	1
Ventura, Orange	1
Westlake Village, Unknown	1
Watersound, Bay	1
Saint Petersburg, Charlotte	1
Saint Augustine, Flagler	1

COVID-19: characteristics of 1,751,343 Florida resident cases

Data through Feb 7, 2021 verified as of Feb 8, 2021 at 09:25 AM

Data in this report are provisional and subject to change.

The table below includes the cities and counties of residence for cases in Florida residents based on the patient's ZIP Code. Note that city is not always received as part of the initial notification and may be missing while the case is being investigated.

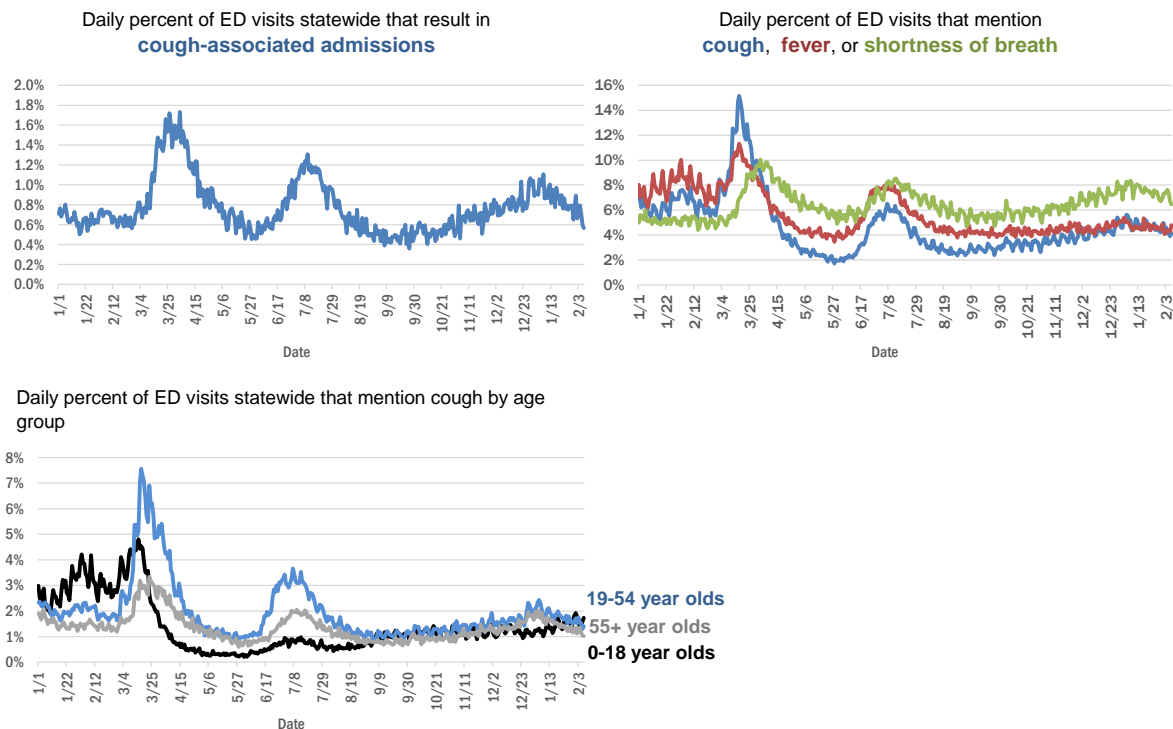
City and county	Cases
Puerto Rico, Unknown	1
Punta Gorda, Unknown	1
Randolph, Orange	1
Rivera Beach, Palm Beach	1
Port Orange, Brevard	1
Powell, Lee	1
Paducah, Manatee	1
Orlando, Jackson	1
Palm Coast, Unknown	1
Pembroke Pines, Orange	1
Pensacola, Sumter	1
Perth Amboy, Hillsborough	1
Seffener, Hillsborough	1
Seminole, Lee	1
Sanford, Orange	1
Sunrtise, Dade	1
Tallahassee, Gadsden	1
Tallahassee, Madison	1
Trenton, Dixie	1
Unknown, Unknown	1
Toms River, Lee	1
Tourist, Dade	1
University Of Central Florida, Lee	1
Unk, Duval	1
Unknown Out Of Area, St. Lucie	1
Total	1,751,343

COVID-19: additional surveillance information

Data through Feb 7, 2021 verified as of Feb 8, 2021 at 09:25 AM

Data in this report are provisional and subject to change.

Statewide emergency department (ED) chief complaint and admission data



The Electronic Surveillance System for the Early Notification of Community-Based Epidemics (ESSENCE-FL) includes chief complaint data from 211 of 211 Florida EDs. Data are transmitted electronically to ESSENCE-FL daily or hourly.

COVID-19: testing by laboratory

Data through Feb 7, 2021 verified as of Feb 8, 2021 at 09:25 AM

Data in this report are provisional and subject to change.

The numbers in the table below represent the number of Florida and non-Florida residents for whom test results were received by the Department of Health. A person can be tested by more than one laboratory and can have both positive and negative results. **Therefore, the sum of the numbers in each column will be larger than the total number of people tested.**

Reporting lab	Inconclusive	Negative	Positive	Percent positive	Total
LABORATORY CORPORATION OF AMERICA	2,436	1,504,926	206,052	12%	1,713,414
CURATIVE LABS	12,811	1,344,024	202,184	13%	1,559,019
QUEST DIAGNOSTICS	11,184	1,298,529	192,214	13%	1,501,927
BIO REFERENCE LABORATORIES, INC	7,542	880,412	169,025	16%	1,056,979
REALTOX LABS LLC	6,029	560,068	91,685	14%	657,782
HELIX	7,246	533,435	94,392	15%	635,073
GENETWORX	661	390,602	32,954	8%	424,217
CDR MAGUIRE - HEALTH CARE CENTER		338,627	51,525	13%	390,152
RCA LABORATORY SERVICES, LLC		338,230	36,066	10%	374,296
NOMI_HEALTH	1,890	315,594	47,188	13%	364,672
EAST FLORIDA STATE COLLEGE - BREVARD		212,887	26,986	11%	239,873
IMPACT HEALTH BIOMETRIC TESTING, INC	1,013	204,479	23,756	10%	229,248
NOMI HEALTH LAB SERVICES		172,676	19,761	10%	192,437
BPHL-JACKSONVILLE	18	159,874	28,804	15%	188,696
CB SMITH PARK		150,117	18,794	11%	168,911
PWNHEALTH	1,024	141,579	19,680	12%	162,283
MAKO GENOMICS	7,224	131,009	23,924	15%	162,157
ADVENTHEALTH LAB	99	140,367	18,263	12%	158,729
ELABNETWORK	1,059	136,756	11,671	8%	149,486
MAYO CLINIC LABORATORIES	327	131,798	16,896	11%	149,021
FULGENT DIAGNOSTICS LABORATORY	2,736	127,721	14,119	10%	144,576
BPHL-MIAMI	225	118,154	20,300	15%	138,679
BAYCARE LABORATORIES LLC	541	118,235	10,639	8%	129,415
NORTHWEST LABORATORY	246	121,049	6,473	5%	127,768
MEMORIAL REGIONAL HOSPITAL SOUTH	25	104,166	21,517	17%	125,708
ASCENSION SACRED HEART HOSPITAL - PENSACOLA	2	106,093	16,967	14%	123,062
BIOCOLLECTIONS WORLDWIDE, INC	720	104,799	13,148	11%	118,667
ADVENT HEALTH LAB	112	101,260	13,956	12%	115,328
ORLANDO HEALTH SYSTEM	674	103,661	10,941	9%	115,276
MEDICAL DIAGNOSTIC LABORATORIES	973	98,488	14,205	12%	113,666
UF HEALTH MEDICAL LAB	33	91,594	8,564	9%	100,191
BPHL-TAMPA (SPECTRUM BLVD)	45	82,409	15,418	16%	97,872
KORVALABS, INC	1,285	91,393	4,695	5%	97,373
AKESOGEN		81,268	15,647	16%	96,915
TESTING MATTERS INC	415	81,995	13,606	14%	96,016
TAMPA GENERAL HOSPITAL	4	83,985	8,125	9%	92,114
DIATHERIX LABORATORIES (VRL EUROFINS)		79,133	11,975	13%	91,108
SUNPATH MEDICAL DIAGNOSTICS LABORATORY	778	75,667	11,713	13%	88,158
BAPTIST HEALTH SOUTH FLORIDA	324	67,727	10,808	14%	78,859
AEGIS SCIENCES CORPORATION	676	62,959	11,622	15%	75,257
ASCENSION ST VINCENT'S - RIVERSIDE	1	63,886	9,485	13%	73,372
JACKSON MEMORIAL HOSPITAL CLINICAL LAB	79	56,298	10,555	16%	66,932
LAKELAND REGIONAL MEDICAL CENTER	129	58,089	7,817	12%	66,035
SOUTH MIAMI HOSPITAL LAB	364	56,886	8,352	13%	65,602
AMERICAN HEALTH ASSOCIATES	9	56,331	4,976	8%	61,316
UF HEALTH SHANDS HOSPITAL	431	55,468	4,186	7%	60,085

COVID-19: testing by laboratory

Data through Feb 7, 2021 verified as of Feb 8, 2021 at 09:25 AM

Data in this report are provisional and subject to change.

The numbers in the table below represent the number of Florida and non-Florida residents for whom test results were received by the Department of Health. A person can be tested by more than one laboratory and can have both positive and negative results. **Therefore, the sum of the numbers in each column will be larger than the total number of people tested.**

Reporting lab	Inconclusive	Negative	Positive	Percent positive	Total
AIT LABORATORIES		49,419	6,058	11%	55,477
INGENIOUS PERSONALIZED MEDICINE	173	43,616	9,294	18%	53,083
ARUP LABORATORIES	16	50,048	2,921	6%	52,985
APPLIED INGENUITY DIAGNOSTICS LLC		46,650	2,110	4%	48,760
BAPTIST HEALTH - JACKSONVILLE	4	43,199	3,638	8%	46,841
TALLAHASSEE MEMORIAL HOSPITAL	228	40,007	5,123	11%	45,358
VIRACOR EUROFINS		35,435	9,805	22%	45,240
GENESIS REFERENCE LABORATORIES		39,941	4,673	10%	44,614
SARASOTA MEMORIAL HOSPITAL MAIN LAB	12	36,937	3,378	8%	40,327
BROWARD GENERAL MEDICAL CENTER-CLINICAL LAB	2	35,195	3,827	10%	39,024
MILLENNIUM PHYSICIAN GROUP	17	32,135	6,222	16%	38,374
NICKLAUS CHILDREN'S HOSPITAL	66	32,608	4,688	13%	37,362
FLORIDA HOSPITAL - TAMPA	37	34,171	3,007	8%	37,215
ORANGE COUNTY CONVENTION CENTER		33,330	3,691	10%	37,021
LEE HEALTH - CAPE CORAL HOSPITAL	3	31,699	5,306	14%	37,008
UNIVERSITY OF MIAMI HOSPITAL	70	32,387	3,434	10%	35,891
ADVENTIST HEALTH SYSTEMS SUNBELT INC DBA		32,159	3,646	10%	35,805
MIAMI DADE COUNTY		32,093	3,528	10%	35,621
PALM BEACH BALLPARK		31,346	3,377	10%	34,723
UF HEALTH JACKSONVILLE	47	30,571	3,668	11%	34,286
WALGREENS	34	28,874	5,331	16%	34,239
ECCO LAB GROUP CO	485	28,342	4,500	14%	33,327
DWIC OF TAMPA BAY INC		29,598	3,426	10%	33,024
NORTH FLORIDA REGIONAL MEDICAL CENTER		25,656	3,204	11%	28,860
ST JOSEPHS HOSPITAL LABORATORY	23	24,844	3,305	12%	28,172
JUPITER MEDICAL CENTER LAB	75	25,570	2,463	9%	28,108
MOUNT SINAI MEDICAL CENTER	10	25,288	2,794	10%	28,092
BRANDON REGIONAL HOSPITAL		24,381	3,295	12%	27,676
MINUTECLINIC LLC		23,026	4,332	16%	27,358
MEDFAST URGENT CARE CENTERS, LLC	16	23,207	3,577	13%	26,800
STS LAB 2 LLC	6	24,797	1,255	5%	26,058
JFK MEDICAL CENTER LAB	1	22,253	2,937	12%	25,191
PALMETTO GENERAL HOSPITAL LAB	3	20,840	4,341	17%	25,184
INTEGRATED REGIONAL LABORATORIES LLP	1	21,169	3,563	14%	24,733
WATSON CLINIC LLP		19,382	4,547	19%	23,929
ACCESS DX LABORATORY	215	21,368	2,058	9%	23,641
GENESIS MEDICAL LABORATORY	293	18,686	3,617	16%	22,596
HOLY CROSS HOSPITAL CLINICAL LAB	1	20,655	1,932	9%	22,588
MALABAR MEDICAL WALK IN CLINIC	1	18,747	3,725	17%	22,473
NIGHT LITE PEDIATRIC CENTER LLC		20,076	2,374	11%	22,450
AVENTUS BIO LABS	16	19,450	2,864	13%	22,330
HEALTHLINK DIAGNOSTIC LABORATORIES	282	19,733	2,261	10%	22,276
STATLAB_MOBILE	1	20,017	2,021	9%	22,039
MORTON PLANT HOSPITAL-ADLER INSTITUTE	26	19,341	2,295	11%	21,662

COVID-19: testing by laboratory

Data through Feb 7, 2021 verified as of Feb 8, 2021 at 09:25 AM

Data in this report are provisional and subject to change.

The numbers in the table below represent the number of Florida and non-Florida residents for whom test results were received by the Department of Health. A person can be tested by more than one laboratory and can have both positive and negative results. **Therefore, the sum of the numbers in each column will be larger than the total number of people tested.**

Reporting lab	Inconclusive	Negative	Positive	Percent positive	Total
PANCARE OF FLORIDA INC		19,340	2,308	11%	21,648
NAPLES COMMUNITY HOSPITAL	69	19,135	1,978	9%	21,182
LAB DIAGNOSTICS LLC	385	15,286	5,287	25%	20,958
ADVENT HEALTH - DAYTONA BEACH	32	18,890	1,632	8%	20,554
EXACT SCIENCES LABORATORIES		18,177	2,306	11%	20,483
DRS CLACK SPENCER WHITE & MCCORMACK PA D/B/A		18,210	1,913	10%	20,123
PATIENTS FIRST LAKE ELLA MEDICAL CENTER PA		16,712	3,140	16%	19,852
INFINITY BIOLOGIX LLC	54	18,735	817	4%	19,606
SAINT MARY'S MEDICAL CENTER	24	17,372	2,048	11%	19,444
UNITED CLINICAL LABORATORY LLC	2	15,885	2,146	12%	18,033
HEALTH CENTER AT SINAI RESIDENCES		16,930	506	3%	17,436
BIOCERNA LABS	461	14,582	2,112	12%	17,155
BAYFRONT HEALTH - ST PETERSBURG	17	14,707	2,261	13%	16,985
CLEVELAND CLINIC HOSPITAL LAB	4	14,683	2,045	12%	16,732
LEESBURG REGIONAL MEDICAL CENTER		14,603	2,040	12%	16,643
OSCEOLA REGIONAL MEDICAL CENTER	1	14,485	2,140	13%	16,626
WELLINGTON REGIONAL MED CTR LAB	6	14,468	1,793	11%	16,267
CLEVELAND CLINIC TRADITION HOSPITAL		14,914	1,113	7%	16,027
HOMESTEAD HOSPITAL CLINICAL LABORATORY	27	13,079	2,827	18%	15,933
MEMORIAL HOSPITAL JACKSONVILLE	8	13,174	2,618	17%	15,800
ORANGE PARK MEDICAL CENTER	9	12,356	2,503	17%	14,868
NORTHWEST MEDICAL CENTER	1	12,987	1,850	12%	14,838
ACCESS MEDICAL LABORATORIES	4	7,632	7,023	48%	14,659
INDIAN RIVER MEDICAL CENTER LAB		13,669	852	6%	14,521
INDIAN RIVER PATHOLOGY LLC		13,215	1,166	8%	14,381
VISTA CLINICAL DIAGNOSTICS	477	12,316	1,551	11%	14,344
CLARITY LAB SOLUTIONS	83	12,634	1,614	11%	14,331
BETHESDA HOSPITAL EAST		12,991	1,325	9%	14,316
DELRAY MEDICAL CENTER LAB	3	12,754	1,487	10%	14,244
OAK HILL HOSPITAL		12,621	1,600	11%	14,221
PRIVA PATH LABS	74	13,129	885	6%	14,088
WEST KENDALL BAPTIST HOSPITAL	10	11,330	2,695	19%	14,035
MEMORIAL REGIONAL HOSPITAL CLINICAL LABORATORY	10	12,937	897	6%	13,844
LAWNWOOD REGIONAL MEDICAL CENTER	1	11,892	1,914	14%	13,807
LEE HEALTH - LEE MEMORIAL HOSPITAL		10,176	3,479	25%	13,655
BAPTIST HEALTHCARE - BAPTIST HOSPITAL	5	10,720	2,929	21%	13,654
BAPTIST HEALTH - SOUTH		12,285	1,112	8%	13,397
LARGO MEDICAL CENTER		11,688	1,495	11%	13,183
UHEALTH CORAL GABLES/LENNAR MED CTR	11	12,317	831	6%	13,159
WINTER HAVEN HOSPITAL CLINICAL LABORATORY	4	11,089	2,036	16%	13,129
NONA SCIENTIFIC	5	9,980	3,105	24%	13,090
CARDIOPATH	84	11,007	1,628	13%	12,719
WEST FLORIDA HOSPITAL LAB		9,842	2,828	22%	12,670
THE HEALTHCARE DISTRICT OF PALM BEACH COUNTY	42	10,728	1,561	13%	12,331

COVID-19: testing by laboratory

Data through Feb 7, 2021 verified as of Feb 8, 2021 at 09:25 AM

Data in this report are provisional and subject to change.

The numbers in the table below represent the number of Florida and non-Florida residents for whom test results were received by the Department of Health. A person can be tested by more than one laboratory and can have both positive and negative results. **Therefore, the sum of the numbers in each column will be larger than the total number of people tested.**

Reporting lab	Inconclusive	Negative	Positive	Percent positive	Total
ST ANTHONY'S HOSPITAL LAB	30	10,727	1,438	12%	12,195
GOOD SAMARITAN MEDICAL CENTER LAB	2	10,592	1,584	13%	12,178
MEDICAL CENTER OF TRINITY CLINICAL LABORATORY	2	10,827	1,319	11%	12,148
WESTSIDE REGIONAL MED CTR	2	10,364	1,773	15%	12,139
LAKE CITY HM		11,147	988	8%	12,135
ADVENTHEALTH CENTRA CARE LAKE BUENA VISTA		10,760	1,361	11%	12,121
PALMS WEST HOSPITAL LAB	2	10,346	1,745	14%	12,093
FLORIDA HOSPITAL WATERMAN LABORATORY	70	10,997	861	7%	11,928
BINAXNOW	9	9,062	2,752	23%	11,823
MERCY HOSPITAL A CAMPUS OF PLANTATION GEN HOSP LAB	1	9,882	1,910	16%	11,793
ST MARKS HOSPITAL LABORATORY B	78	10,627	1,002	9%	11,707
GULF COAST MEDICAL CENTER MICROLAB		9,095	2,574	22%	11,669
PWN HEALTH	17	9,568	2,066	18%	11,651
REGIONAL MEDICAL CENTER BAYONET POINT	2	10,630	948	8%	11,580
THE VILLAGES REGIONAL HOSPITAL		10,183	1,159	10%	11,342
CAPITAL REGIONAL MEDICAL CTR		8,947	2,260	20%	11,207
ST JOSEPHS HOSPITAL	18	9,700	1,449	13%	11,167
GENOVA DIAGNOSTICS LABORATORY	57	10,129	964	9%	11,150
NEMOURS CHILDRENS HOSPITAL	1	10,485	644	6%	11,130
AVENTURA HOSPITAL LAB		8,883	2,108	19%	10,991
HALIFAX MEDICAL CENTER LAB	36	9,267	1,639	15%	10,942
CORAL GABLES HOSPITAL CLINICAL LABORATORY		9,159	1,773	16%	10,932
COAST DIAGNOSTICS LLC	45	9,693	1,146	11%	10,884
FLORIDA LABORATORY ANALYSIS		9,454	1,350	12%	10,804
WEST BOCA MEDICAL CENTER LAB		9,965	803	7%	10,768
LARKIN COMMUNITY HOSPITAL	10	9,304	1,433	13%	10,747
BLAKE MEDICAL CENTER		9,310	1,361	13%	10,671
PATHNOSTICS	41	8,298	2,305	22%	10,644
LEE HEALTH - HEALTH PARK MEDICAL CENTER		8,816	1,756	17%	10,572
MEASE COUNTRYSIDE LAB	14	9,418	1,139	11%	10,571
MANATEE MEMORIAL HOSPITAL		9,649	898	9%	10,547
BAPTIST HEALTH SOUTH FLORIDA - WEST KENDALL URGENT CARE		8,764	1,679	16%	10,443
LARKIN COMMUNITY HOSPITAL INC DBA CARDIOTROPIC		6,820	3,621	35%	10,441
PALM BEACH GARDENS MEDICAL CTR LAB		9,355	1,032	10%	10,387
LAKE CITY MEDICAL CENTER		7,767	2,106	21%	9,873
SRQ DRIVE THROUGH		8,944	905	9%	9,849
VIKOR SCIENTIFIC	42	8,033	1,697	17%	9,772
FLORIDA HOSPITAL HEARTLAND MED CTR CLINICAL LAB	33	8,440	1,292	13%	9,765
MOLECULAR INFECTIOUS DISEASES	77	9,308	314	3%	9,699
ADVENT HEALTH - WESLEY CHAPEL	14	8,761	913	9%	9,688
PALM BEACH BALL PARK		8,605	1,004	10%	9,609
PRECISION HEALTH RESOURCES LLC		8,976	610	6%	9,586
AVECINA	17	8,865	694	7%	9,576
PLANTATION GENERAL HOSPITAL		7,885	1,449	16%	9,334
DOCTORS HOSPITAL	7	7,732	1,560	17%	9,299
BOSTON HEART DIAGNOSTICS CORP		8,103	1,193	13%	9,296

COVID-19: testing by laboratory

Data through Feb 7, 2021 verified as of Feb 8, 2021 at 09:25 AM

Data in this report are provisional and subject to change.

The numbers in the table below represent the number of Florida and non-Florida residents for whom test results were received by the Department of Health. A person can be tested by more than one laboratory and can have both positive and negative results. **Therefore, the sum of the numbers in each column will be larger than the total number of people tested.**

Reporting lab	Inconclusive	Negative	Positive	Percent positive	Total
P4 CLINICAL, LLC	192	8,128	918	10%	9,238
AVECINA MEDICAL	4	6,201	3,030	33%	9,235
FLORIDA MEDICAL CENTER - A CAMPUS OF NORTH SHORE	2	8,009	1,091	12%	9,102
LABSTAT LLC	3	8,662	429	5%	9,094
LEON MEDICAL CENTERS LLC		7,097	1,969	22%	9,066
CERNERELR_BAYCARE	43	8,320	616	7%	8,979
CENTRAL FLORIDA REGIONAL HOSPITAL		7,985	953	11%	8,938
AMERICAN FAMILY CARE		4,809	4,110	46%	8,919
NORTHSIDE HOSPITAL AND HEART INSTITUTE		7,973	919	10%	8,892
SARKIS CLINICAL TRIALS	25	7,669	1,136	13%	8,830
CORAL SPRINGS MED CTR		7,960	853	10%	8,813
INFORM DIAGNOSTICS, INC		8,159	489	6%	8,648
FLORIDA HOSPITAL DELAND	10	7,501	1,114	13%	8,625
EXPRESS GENE MOLECULAR DIAGNOSTICS LABORATORY		7,309	1,314	15%	8,623
FLORIDA HOSPITAL FLAGLER	29	7,591	715	9%	8,335
AVECINA MEDICAL OAKLEAF	3	6,977	1,330	16%	8,310
NCF DIAGNOSTICS & DNA TECHNOLOGIES LAB	138	7,673	451	5%	8,262
ADVENTHEALTH CENTRA CARE WATERFORD LAKES		6,855	1,386	17%	8,241
CERNERELR_BAPTISTMIAMI	31	7,313	862	11%	8,206
BAPTIST HEALTH SOUTH FLORIDA - COUNTRY WALK URGENT CARE		6,721	1,413	17%	8,134
OCALA REGIONAL MEDICAL CENTER		7,037	1,082	13%	8,119
NORTH SHORE MEDICAL CENTER		6,710	1,376	17%	8,086
BROWARD HEALTH NORTH CLINICAL LABORATORY		7,154	925	11%	8,079
MEDRITE MEDICAL CARE, PC	3,765	3,867	439	5%	8,071
ALL CHILDREN'S HOSPITAL		7,507	551	7%	8,058
FLORIDA HOSPITAL ZEPHYRHILLS	10	7,118	852	11%	7,980
NATIONWIDE LABORATORY SERVICES INC	258	6,598	1,098	14%	7,954
WEST PALM HOSPITAL LAB		7,287	651	8%	7,938
MEDARBOR DIAGNOSTICS	1	6,794	1,097	14%	7,892
FLORIDA HOSPITAL OF CARROLLWOOD	23	6,730	1,092	14%	7,845
LEE HEALTH - GULF COAST MEDICAL CENTER	2	6,199	1,628	21%	7,829
CernerELR_Advent		6,602	1,092	14%	7,694
SOUTH BAY HOSPITAL CLINICAL LAB	1	6,798	833	11%	7,632
ADVENTHEALTH CENTRA CARE ST CLOUD	1	6,514	1,070	14%	7,585
NCH NORTH NAPLES HOSPITAL LAB	15	6,733	830	11%	7,578
KD MEDICAL CHOICE LLC	5	6,827	714	9%	7,546
CLEVELAND CLINIC MARTIN SOUTH HOSPITAL	1	6,696	837	11%	7,534
BAPTIST HEALTH - BEACHES		6,751	595	8%	7,346
MEMORIAL HOSPITAL WEST LABORATORY SERVICES	14	6,527	666	9%	7,207
ISPM LABS, LLC DBA CAPSTONE DIAGNOSTICS, LLC		6,792	367	5%	7,159
BAPTIST HEALTH SOUTH FLORIDA - MIAMI LAKES URGENT CARE		5,606	1,540	22%	7,146
POINCIANA MEDICAL CENTER		5,527	1,602	22%	7,129
BAYCARE COMMUNITY HEALTH		6,863	181	3%	7,044
SANTA ROSA MEDICAL CENTER		5,657	1,303	19%	6,960
WEST MARION COMMUNITY HOSPITAL LAB		5,735	1,157	17%	6,892
SYNERGY LABORATORIES	7	5,948	933	14%	6,888

COVID-19: testing by laboratory

Data through Feb 7, 2021 verified as of Feb 8, 2021 at 09:25 AM

Data in this report are provisional and subject to change.

The numbers in the table below represent the number of Florida and non-Florida residents for whom test results were received by the Department of Health. A person can be tested by more than one laboratory and can have both positive and negative results. **Therefore, the sum of the numbers in each column will be larger than the total number of people tested.**

Reporting lab	Inconclusive	Negative	Positive	Percent positive	Total
MEMORIAL HOSPITAL MICRO		6,375	481	7%	6,856
ANNE BATES LEACH EYE HOSPITAL/ ABLEH MICROBIOLOGY LABORATORY	7	6,719	100	1%	6,826
H LEE MOFFITT CANCER CENTER LABORATORY	1	6,626	197	3%	6,824
LUMINUS DIAGNOSTICS		6,259	550	8%	6,809
MORTON PLANT-MEASE	5	6,154	636	9%	6,795
HEALTHQUEST ESOTERICS		5,489	1,296	19%	6,785
CLEVELAND CLINIC MARTIN NORTH HOSPITAL		5,960	796	12%	6,756
FULGENT DIAGNOSTICS	104	6,171	474	7%	6,749
ARCPPOINT LABS OF FORT MYERS	4	5,847	855	13%	6,706
LAKEWOOD RANCH MEDICAL CENTER		6,136	521	8%	6,657
ST LUCIE MEDICAL CENTER		5,305	1,298	20%	6,603
FLORIDA HOSPITAL FISH MEMORIAL	19	5,587	966	15%	6,572
VISTA CLINICAL	8	3,845	2,710	41%	6,563
MEDEXPRESS URGENT CARE	2	4,377	2,062	32%	6,441
GENE BY GENE, GENOMICS RESEARCH CENTER LAB	44	5,992	346	5%	6,382
BAPTIST HEALTH SOUTH FLORIDA - WESTCHESTER URGENT CARE		5,218	1,156	18%	6,374
AVERO DIAGNOSTICS - IRVING	9	5,844	448	7%	6,301
SYNERGY DIAGNOSTIC LABORATORY	89	5,509	666	11%	6,264
FLORIDA HOSPITAL OCALA		5,359	815	13%	6,174
ADVENTHEALTH CENTRA CARE UNIVERSITY	1	5,442	707	11%	6,150
HIALEAH HOSPITAL	4	4,737	1,357	22%	6,098
INFINITY BIOLOGIX LLC (GINKO BIOWORKS)	13	5,891	146	2%	6,050
BAPTIST HEALTH SOUTH FLORIDA - DORAL URGENT CARE		4,816	1,225	20%	6,041
ADVENTHEALTH CENTRA CARE CLERMONT		5,145	893	15%	6,038
UNKNOWN	3	3,234	2,753	46%	5,990
ADVENTHEALTH CENTRA CARE WINTER GARDEN	1	5,311	648	11%	5,960
ADVENTHEALTH CENTRA CARE WINTER PARK		5,374	575	10%	5,949
ST JOSEPHS NORTH HOSPITAL LAB	7	5,106	812	14%	5,925
LABS ASAP LLC		5,348	550	9%	5,898
OVIEDO MEDICAL CENTER		5,257	607	10%	5,864
BAYFRONT HEALTH - VENICE REGIONAL MEDICAL	1	5,338	505	9%	5,844
ADVENTHEALTH CENTRA CARE DR PHILLIPS		5,281	518	9%	5,799
BAPTIST HEALTH - NASSAU		5,470	322	6%	5,792
IMPERIAL POINT MEDICAL CENTER		5,277	483	8%	5,760
ADVENTHEALTH CENTRA CARE LAKELAND	1	4,958	755	13%	5,714
HOLIDAY CVS LLC		5,444	264	5%	5,708
SOLARIS DIAGNOSTICS	9	5,039	551	10%	5,599
ATLANTIS URGENT CARE	1	4,039	1,485	27%	5,525
ST PETERSBURG GENERAL HOSPITAL		4,628	863	16%	5,491
FORT WALTON BEACH MEDICAL CENTER		4,662	827	15%	5,489
ADVENTHEALTH CENTRA CARE LEE ROAD		4,932	548	10%	5,480
TROPICANA FIELD - LOT 2	19	4,906	481	9%	5,406
ADVENTHEALTH CENTRA CARE HUNTERS CREEK	3	4,631	766	14%	5,400
BAYFRONT HEALTH - PORT CHARLOTTE		4,940	445	8%	5,385
SUNRISE MEDICAL LABORATORIES	2	4,933	361	7%	5,296
COMMUNITY HEALTH CENTERS OF PINELLAS INC		4,195	1,080	20%	5,275

COVID-19: testing by laboratory

Data through Feb 7, 2021 verified as of Feb 8, 2021 at 09:25 AM

Data in this report are provisional and subject to change.

The numbers in the table below represent the number of Florida and non-Florida residents for whom test results were received by the Department of Health. A person can be tested by more than one laboratory and can have both positive and negative results. **Therefore, the sum of the numbers in each column will be larger than the total number of people tested.**

Reporting lab	Inconclusive	Negative	Positive	Percent positive	Total
BAPTIST HEALTH SOUTH FLORIDA - PEMBROKE PINES URGENT CARE		4,407	858	16%	5,265
MARTIN HOSPITAL SOUTH LAB		4,966	282	5%	5,248
SOUTH FLORIDA BAPTIST HOSPITAL MICRO	4	4,382	833	16%	5,219
EMERALD COAST URGENT CARE		3,932	1,280	25%	5,212
CLINICAL REFERENCE LABORATORY	2	4,895	250	5%	5,147
FLORIDA HOSPITAL NORTH PINELLAS	11	4,706	418	8%	5,135
ADVENTHEALTH CENTRA CARE SANFORD		4,529	577	11%	5,106
TRINITY SPRINGS		4,357	729	14%	5,086
ADVENTHEALTH CENTRA CARE MOUNT DORA		4,232	853	17%	5,085
MEDEXPRESS URGENT CARE OF BOYNTON BEACH LLC		4,770	304	6%	5,074
ADVENTHEALTH CENTRA CARE LAKE MARY	2	4,396	655	13%	5,053
ADVENTHEALTH CENTRA CARE KISSIMMEE		4,506	521	10%	5,027
INDIAN RIVER MEDICAL CENTER		4,272	749	15%	5,021
SUNCOAST PATHOLOGY ASSOCIATES		4,563	428	9%	4,991
ADVENTHEALTH CENTRA CARE APOPKA	1	4,266	665	13%	4,932
BAPTIST HEALTH SOUTH FLORIDA - CORAL SPRINGS URGENT CARE		4,220	682	14%	4,902
MEDEXPRESS URGENT CARE HUDSON		4,217	653	13%	4,870
DOCTORS URGENT CARE LLC	1	3,946	902	19%	4,849
EMPIRE CITY LABORATORIES INC	53	4,084	686	14%	4,823
MEDICAL DNA LABS LLC	2	4,402	414	9%	4,818
ACUTIS DIAGNOSTICS	17	3,868	928	19%	4,813
ADVENTIST HEALTH SYSTEMS, SUNBELT INC		4,208	582	12%	4,790
PUTNAM COMMUNITY MEDICAL CENTER		4,129	646	14%	4,775
ANGEL KIDS PEDIATRICS		4,460	295	6%	4,755
NCH DOWNTOWN NAPLES HOSPITAL	11	4,191	519	11%	4,721
MICROGEN DX	4	4,014	663	14%	4,681
ADVENTHEALTH CENTRA CARE ALTAMONTE		4,102	576	12%	4,678
NORTHWEST FLORIDA COMMUNITY HOSPITAL	27	3,325	1,317	28%	4,669
PARAMOUNT URGENT CARE		2,257	2,403	52%	4,660
NIGHT LITE PEDIATRICS	4	3,341	1,247	27%	4,592
EGLIN AIR FORCE BASE	12	3,298	1,272	28%	4,582
UNIVERSITY HOSPITAL AND MEDICAL CENTER		3,492	1,077	24%	4,569
BAPTIST HEALTH - NORTH		3,505	1,003	22%	4,508
MOFFITT CANCER CENTER	6	4,381	94	2%	4,481
DOCTORS URGENT CARE OF LUTZ LLC	1	3,541	884	20%	4,426
COASTAL MED URGENT CARE		2,960	1,442	33%	4,402
URGENT CARE CURE	2	3,755	626	14%	4,383
NCH NORTH NAPLES HOSPITAL	6	3,801	573	13%	4,380
PRO CLINIC		3,400	973	22%	4,373
ADVENTHEALTH CENTRA CARE AZALEA PARK		3,722	636	15%	4,358
AHCC WESLEY CHAPEL		3,869	461	11%	4,330
BAPTIST HEALTH SOUTH FLORIDA - TAMiami TRAIL URGENT CARE		3,477	852	20%	4,329
PALMS OF PASADENA HOSPITAL		3,830	493	11%	4,323
ADVENTHEALTH CENTRA CARE OVIEDO		3,707	615	14%	4,322
THE CENTER FOR URGENT CARE	3	3,551	732	17%	4,286
BAPTIST HEALTH SOUTH FLORIDA - CORAL GABLES (UNIVERSITY) URGENT CARE		3,692	582	14%	4,274

COVID-19: testing by laboratory

Data through Feb 7, 2021 verified as of Feb 8, 2021 at 09:25 AM

Data in this report are provisional and subject to change.

The numbers in the table below represent the number of Florida and non-Florida residents for whom test results were received by the Department of Health. A person can be tested by more than one laboratory and can have both positive and negative results. **Therefore, the sum of the numbers in each column will be larger than the total number of people tested.**

Reporting lab	Inconclusive	Negative	Positive	Percent positive	Total
WESTCHESTER HOSPITAL	23	3,351	819	20%	4,193
ESCAMBIA COMMUNITY CLINICS INC	7	3,083	1,098	26%	4,188
MEASE DUNEDIN HOSPITAL	5	3,753	406	10%	4,164
QDX PATHOLOGY SERVICES	2	3,818	338	8%	4,158
BAPTIST HEALTH SOUTH FLORIDA - KENDALE LAKES URGENT CARE		3,318	829	20%	4,147
MEDEXPRESS URGENT CARE - ESTERO		3,728	417	10%	4,145
DOCTORS HOSPITAL OF SARASOTA CLINICAL LABORATORY		3,604	535	13%	4,139
ADVENTHEALTH CENTRA CARE SOUTH ORANGE		3,540	596	14%	4,136
BAPTIST HEALTH SOUTH FLORIDA - PINECREST URGENT CARE		3,547	562	14%	4,109
HEALTH FIRST ADVENTHEALTH CENTRA CARE GATEWAY	1	3,699	400	10%	4,100
RAULERSON HOSPITAL		3,358	720	18%	4,078
NIGHT LITE PEDIATRICS URGENT CARE	1	3,414	637	16%	4,052
ADVENTHEALTH CENTRA CARE ORANGE LAKE		3,577	464	11%	4,041
ADVENTHEALTH CENTRA CARE PORT ORANGE		3,359	678	17%	4,037
ADVENTHEALTH CENTRA CARE LONGWOOD		3,565	465	12%	4,030
MINUTECLINIC		3,449	570	14%	4,019
BAPTIST HEALTH SOUTH FLORIDA - CORAL GABLES URGENT CARE		3,341	667	17%	4,008
MINUTECLINIC LLC #3703		3,345	654	16%	3,999
PHYSICIANS REGIONAL MEDICAL CENTER - PINE RIDGE RD	1	3,265	722	18%	3,988
FLORIDA FAMILY LABORATORY, INC DBA	28	3,607	348	9%	3,983
HEALTH FIRST ADVENTHEALTH CENTRA CARE TITUSVILLE		3,548	426	11%	3,974
ADVENT HEALTH - HEART OF FLORIDA ER	1	3,372	588	15%	3,961
PEDIATRIC HEALTH CARE ALLIANCE PA		3,556	342	9%	3,898
TALLAHASSEE PRIMARY CARE ASSOCIATES		3,386	502	13%	3,888
BAPTIST HEALTH SOUTH FLORIDA - PALMETTO BAY URGENT CARE		3,259	613	16%	3,872
MEDEXPRESS URGENT CARE - ROYAL PALM BEACH		3,503	368	10%	3,871
ADVENTHEALTH CENTRA CARE SAND LAKE		3,470	392	10%	3,862
ADVENTHEALTH CENTRA CARE LEESBURG		3,053	750	20%	3,803
MEDEXPRESS URGENT CARE - GOLDEN GATE		3,400	395	10%	3,795
MEDEXPRESS URGENT CARE PALM BEACH GARDENS		3,500	294	8%	3,794
BETHESDA HOSPITAL WEST		3,387	379	10%	3,766
US BIOTEK LABORATORIES	13	3,382	358	10%	3,753
BAYFRONT HEALTH - SEVEN RIVERS		3,362	339	9%	3,701
GENESIS DIAGNOSTICS		3,459	238	6%	3,697
MEMORIAL HOSPITAL- MIRAMAR	12	3,372	280	8%	3,664
BAYA PHARMACY & URGENT CARE		2,648	1,004	27%	3,652
TWIN CITIES HOSPITAL	1	3,175	468	13%	3,644
PREMIER URGENT CARE OF BREVARD LLC	3	3,158	459	13%	3,620
ASCENSION SACRED HEART - EMERALD COAST		2,963	653	18%	3,616
CLARITY LAB SOLUTIONS LLC		3,608	4	0%	3,612
LEE HEALTH CONVENIENT CARE - PAGE FIELD		3,038	502	14%	3,540
ADVENTHEALTH EXPRESS CARE		2,768	722	21%	3,490
MEDEXPRESS URGENT CARE - LAKELAND		3,062	403	12%	3,465
SIPARADIGM LLC	26	3,223	211	6%	3,460
DOCTORS TEST CENTERS		2,971	413	12%	3,384
LABORATORY OF FLORIDA LLC	40	3,091	247	7%	3,378

COVID-19: testing by laboratory

Data through Feb 7, 2021 verified as of Feb 8, 2021 at 09:25 AM

Data in this report are provisional and subject to change.

The numbers in the table below represent the number of Florida and non-Florida residents for whom test results were received by the Department of Health. A person can be tested by more than one laboratory and can have both positive and negative results. **Therefore, the sum of the numbers in each column will be larger than the total number of people tested.**

Reporting lab	Inconclusive	Negative	Positive	Percent positive	Total
BAYFRONT HEALTH - BROOKSVILLE		2,958	410	12%	3,368
BAPTIST HEALTH SOUTH FLORIDA - DAVIE URGENT CARE		2,791	576	17%	3,367
FLORIDA COMMUNITY HEALTH CENTER		2,639	719	21%	3,358
PARAMOUNT URGENT CARE - WINDERMERE		2,056	1,287	38%	3,343
URGENT CARE OF THE PALM BEACHES		2,668	669	20%	3,337
MIDWAY SPECIALTY CARE CENTER DIAGNOSTICS	38	3,056	234	7%	3,328
MEDCOMP SCIENCES LLC	43	1,628	1,629	49%	3,300
ADVENTHEALTH PROMPT CARE	1	2,328	961	29%	3,290
ADVENTHEALTH CENTRA CARE COLONIAL TOWN	2	2,886	352	11%	3,240
ENGLEWOOD COMMUNITY HOSPITAL		2,909	315	10%	3,224
DESOTO MEMORIAL HOSPITAL	3	2,641	576	18%	3,220
ADVENTHEALTH CENTRA CARE		2,836	374	12%	3,210
LAKESIDE MEDICAL CENTER		2,489	712	22%	3,201
VENTURE MEDICAL OF FLORIDA LLC		2,958	235	7%	3,193
ACCU REFERENCE MEDICAL LAB	9	2,480	701	22%	3,190
BAPTIST HEALTH SOUTH FLORIDA - WESTON URGENT CARE		2,822	367	12%	3,189
AMELIA URGENT CARE		1,642	1,515	48%	3,157
BAYFRONT HEALTH - PUNTA GORDA		2,848	233	8%	3,081
BARTOW REGIONAL MEDICAL CENTER	1	2,581	488	16%	3,070
PRECISION HEALTH SOLUTIONS		2,861	128	4%	2,989
BAPTIST HEALTH URGENT CARE AT SAWGRASS		2,491	482	16%	2,973
BAPTIST HEALTH SOUTH FLORIDA - BRICKELL URGENT CARE		2,446	510	17%	2,956
HIGHLANDS REGIONAL MEDICAL CENTER		2,266	681	23%	2,947
MINUTECLINIC LLC # 0709		2,470	440	15%	2,910
MEDEXPRESS URGENT CARE CAPE CORAL		2,469	430	15%	2,899
HEALTH FIRST ADVENTHEALTH CENTRA CARE COCOA		2,630	269	9%	2,899
VETERANS AFFAIRS MEDICAL CENTER - ORLANDO	1	1,343	1,550	54%	2,894
BAYFRONT HEALTH - SPRING HILL		2,622	267	9%	2,889
STONE CLINICAL LABORATORIES		2,790	96	3%	2,886
WALGREENS ORLANDO	3	2,523	340	12%	2,866
WALGREEN CO	2	2,534	320	11%	2,856
SELECT LABORATORIES - MARION COUNTY, FL LLC	5	2,551	283	10%	2,839
ADVENTIST HEALTH SYSTEMS SUNBELT IN DBA		2,506	278	10%	2,784
HOLIDAY CVS LLC DBA CVS PHARMACY #5154		2,703	74	3%	2,777
PHARMCO RX	2	2,541	222	8%	2,765
MEDEXPRESS URGENT CARE - DELAND		2,435	287	11%	2,722
MEMORIAL HOSPITAL PEMBROKE	3	2,386	318	12%	2,707
SPORTS DRUG TESTING LABORATORY	47	2,563	95	4%	2,705
MINUTECLINIC LLC		2,292	403	15%	2,695
CITRUS MEMORIAL HOSPITAL LABORATORY		2,246	436	16%	2,682
BMCT Molecular Diagnostics Subsection		2,206	473	18%	2,679
HEALTH FIRST ADVENTHEALTH CENTRA CARE MALABAR		2,408	270	10%	2,678
EMERALD COAST URGENT CARE, LLC	1	1,968	659	25%	2,628
MEDEXPRESS URGENT CARE LEHIGH ACRES		2,241	340	13%	2,581
PALMS MEDICAL GROUP	5	1,693	875	34%	2,573
ADVENT HEALTH - OCALA		2,124	445	17%	2,569

COVID-19: testing by laboratory

Data through Feb 7, 2021 verified as of Feb 8, 2021 at 09:25 AM

Data in this report are provisional and subject to change.

The numbers in the table below represent the number of Florida and non-Florida residents for whom test results were received by the Department of Health. A person can be tested by more than one laboratory and can have both positive and negative results. **Therefore, the sum of the numbers in each column will be larger than the total number of people tested.**

Reporting lab	Inconclusive	Negative	Positive	Percent positive	Total
ADVENTHEALTH CENTRA CARE KIDS LAKE MARY		2,365	193	8%	2,558
BRASHEAR'S VITAL CARE CORP		1,956	554	22%	2,510
ADVENT HEALTH - NEW SMYRNA		1,960	537	22%	2,497
PRIMEHEALTH URGENT CARE INC		2,139	352	14%	2,491
NXGEN MDX LLC	4	2,212	273	11%	2,489
MARINERS HOSPITAL		2,239	245	10%	2,484
MINUTECLINIC LLC #3631		2,070	398	16%	2,468
ADVENT HEALTH CENTRA CARE - WINTER PARK KIDS URGENT CARE	4	2,228	229	9%	2,461
EMERALD COAST URGENT CARE LLC		1,804	653	27%	2,457
BAPTIST HEALTHCARE - GULF BREEZE HOSPITAL	3	2,017	428	17%	2,448
MINUTECLINIC LLC 5852		2,066	380	16%	2,446
BAPTIST HEALTH EMERGENCY CENTER COUNTRY WALK	1	2,053	392	16%	2,446
BAPTIST HEALTH - CLAY		2,074	356	15%	2,430
MINUTECLINIC LLC #8396		2,052	343	14%	2,395
SCION LAB SERVICES LLC	23	2,194	177	7%	2,394
MC DIAGNOSTIC OF CONNECTICUT, PC #2220		2,029	360	15%	2,389
VERILY LIFE SCIENCES		2,348	20	1%	2,368
MINUTECLINIC LLC #1067		2,019	320	14%	2,339
BAPTIST HEALTH - OAKLEAF		1,909	416	18%	2,325
GESSLER CLINIC		1,520	801	35%	2,321
COMMUNITY HEALTH NORTHWEST FLORIDA	4	1,764	547	24%	2,315
LEE HEALTH - COCONUT POINT CLINICAL LAB	2	1,872	433	19%	2,307
ACCESS POINT HEALTHCARE URGENT & PRIMARY CARE	2	1,710	593	26%	2,305
MEDONE PLLC		1,740	565	25%	2,305
PHYSICIANS STAT LAB	3	1,066	1,233	54%	2,302
PHYSICIAN ASSOCIATES		2,065	234	10%	2,299
BAPTIST HEALTH SOUTH FLORIDA - MIAMI BEACH URGENT CARE		1,954	329	14%	2,283
MEDEXPRESS FORT MYERS		1,987	288	13%	2,275
PROHEALTH	1	810	1,453	64%	2,264
MINUTECLINIC LLC #5249		1,746	483	22%	2,229
PARAMOUNT URGENT CARE - OVIEDO		1,494	734	33%	2,228
PRIMEHEALTH URGENT CARE	1	1,865	360	16%	2,226
PHYSICIANS REGIONAL MEDICAL CENTER - COLLIER BLVD	1	1,526	662	30%	2,189
QUICK CARE MED PL	2	1,724	452	21%	2,178
MEDEXPRESS URGENT CARE CORAL SPRINGS		1,958	218	10%	2,176
PARAMOUNT URGENT CARE - ORLANDO		1,370	804	37%	2,174
MINUTE CLINIC LLC		1,857	299	14%	2,156
MINUTECLINIC LLC #3463		1,796	358	17%	2,154
LOWER KEYS MEDICAL CENTER		1,890	245	11%	2,135
MINUTECLINIC LLC #5253		1,758	366	17%	2,124
ALTRU DIAGNOSTICS INC	2	1,973	132	6%	2,107
MINUTECLINIC LLC #4415		1,739	354	17%	2,093
MEDEXPRESS URGENT CARE - VERO BEACH		1,827	264	13%	2,091
SACRED HEART HEALTH SYSTEM, INC	1	1,343	740	36%	2,084
MEDEXPRESS URGENT CARE - CLEWISTON		1,721	331	16%	2,052
HOLMES REG MED CENTER CLINICAL LAB		1,697	326	16%	2,023

COVID-19: testing by laboratory

Data through Feb 7, 2021 verified as of Feb 8, 2021 at 09:25 AM

Data in this report are provisional and subject to change.

The numbers in the table below represent the number of Florida and non-Florida residents for whom test results were received by the Department of Health. A person can be tested by more than one laboratory and can have both positive and negative results. **Therefore, the sum of the numbers in each column will be larger than the total number of people tested.**

Reporting lab	Inconclusive	Negative	Positive	Percent positive	Total
ADVENTHEALTH CENTRA CARE CONWAY		1,697	321	16%	2,018
PARAMOUNT URGENT CARE INC		581	1,433	71%	2,014
DONALD W ROBERTSON DO PA		1,555	457	23%	2,012
ASSOCIATED PATHOLOGISTS, LLC	3	1,645	364	18%	2,012
CARENOW URGENT CARE		1,123	853	43%	1,976
DOC SMILEY'S URGENT CARE		1,706	247	13%	1,953
TAMPA COMMUNITY HOSPITAL		1,633	306	16%	1,939
FLORIDA MEDICAL CLINIC	3	938	990	51%	1,931
MINUTECLINIC LLC #5854		1,621	309	16%	1,930
MINUTECLINIC LLC #5190		1,567	350	18%	1,917
DR G'S URGENT CARE		1,656	246	13%	1,902
BAY MEDICAL CENTER SACRED HEART HEALTH SYSTEM		1,390	497	26%	1,887
MEDFAST URGENT CARE CENTERS LLC		563	1,322	70%	1,885
UNIVERSITY OF NORTH FLORIDA STUDENT HEALTH		1,812	58	3%	1,870
FLOWERS HOSPITAL		1,681	185	10%	1,866
GENUS3		1,787	71	4%	1,858
DYNIX DIAGNOSTIX		1,503	306	17%	1,809
MEDEXPRESS PORT CHARLOTTE		1,642	160	9%	1,802
ASCENSION SACRED HEART - GULF		1,332	462	26%	1,794
MEDEXPRESS URGENT CARE BOCA RATON		1,633	143	8%	1,776
MINUTECLINIC LLC #7886		1,522	253	14%	1,775
MARION E FETHER MEDICAL CENTER, THE		1,603	150	9%	1,753
ADVENT HEALTH - DADE CITY		1,527	224	13%	1,751
INTELEX LABS, LLC		1,690	56	3%	1,746
AMELIA EXPRESS CARE LLC	10	1,450	246	14%	1,706
MINUTECLINIC LLC #3662		1,452	252	15%	1,704
JW PLASTIC SURGERY		1,449	244	14%	1,693
IGENOMIX USA LLC	46	1,450	153	9%	1,649
PARRISH MEDICAL CENTER	1	1,427	216	13%	1,644
BOND URGENT CARE LLC		1,216	425	26%	1,641
SPARROW HEALTHCARE	2	1,393	245	15%	1,640
JACKSON HOSPITAL CLINICAL LABORATORY		1,379	259	16%	1,638
MARTIN HEALTH SYSTEM - ST LUCIE WEST		1,471	162	10%	1,633
MINUTECLINIC LLC #5214		1,394	239	15%	1,633
MINUTECLINIC LLC #5069		1,326	302	19%	1,628
BARDMOOR LABORATORY	9	1,375	234	14%	1,618
NORTH SHORE LONG ISLAND JEWISH HEALTH		1,537	80	5%	1,617
MINUTECLINIC LLC # 0514		1,409	207	13%	1,616
CHARLES AIESI CONSULTING INC	8	1,411	197	12%	1,616
NCH NORTHEAST	7	1,223	371	23%	1,601
MINUTECLINIC LLC #7887		1,411	188	12%	1,599
MINUTECLINIC LLC #1771		1,329	270	17%	1,599
MINUTECLINIC, LLC #4015		1,184	409	26%	1,593
OPTEO LABORATORY		1,550	34	2%	1,584
MINUTECLINIC LLC #3705		1,354	221	14%	1,575
MINUTECLINIC LLC # 3930		1,325	248	16%	1,573

COVID-19: testing by laboratory

Data through Feb 7, 2021 verified as of Feb 8, 2021 at 09:25 AM

Data in this report are provisional and subject to change.

The numbers in the table below represent the number of Florida and non-Florida residents for whom test results were received by the Department of Health. A person can be tested by more than one laboratory and can have both positive and negative results. **Therefore, the sum of the numbers in each column will be larger than the total number of people tested.**

Reporting lab	Inconclusive	Negative	Positive	Percent positive	Total
MELBOURNE MEDICAL LABORATORY☐	2	1,365	202	13%	1,569
MINUTECLINIC LLC #4458		1,234	332	21%	1,566
PATIENTS FIRST - THOMASVILLE ROAD		1,374	181	12%	1,555
MINUTECLINIC LLC #1055		1,210	340	22%	1,550
DOC SMILEYS URGENT CARE LLC		1,256	291	19%	1,547
SHELL POINT NURSING PAVILION	1	1,477	69	4%	1,547
EMERGENCY PHYSICIANS MEDICAL CENTER		557	984	64%	1,541
CAREFAST+		868	670	44%	1,538
LABTECH DIAGNOSTIC		1,257	277	18%	1,534
NCHMD INC		1,236	274	18%	1,510
MINUTECLINIC LLC #3814		1,226	281	19%	1,507
MINUTECLINIC LLC # 3686		1,286	213	14%	1,499
MINUTECLINIC LLC #3003		1,164	309	21%	1,473
ASSURANCE SCIENTIFIC LABORATORIES	1	1,189	281	19%	1,471
MINUTECLINIC LLC #7225		1,248	207	14%	1,455
Community_Health		1,269	186	13%	1,455
MINI ER WATERFORD LAKES, THE		1,229	222	15%	1,451
ADVANCE MEDICAL OF NAPLES		326	1,120	77%	1,446
NEIGHBORHOOD MEDICAL CENTER INC	16	1,269	156	11%	1,441
UHEALTH DEERFIELD BEACH/UMSYLVESTER DEERFIELD BEACH LABORATORY	3	1,380	55	4%	1,438
LAKE WALES MEDICAL CENTER INC		1,249	184	13%	1,433
MINUTECLINIC LLC #3291		1,245	188	13%	1,433
PENSACOLA PEDIATRICS PA	1	1,275	156	11%	1,432
MINUTECLINIC LLC #7973		1,228	200	14%	1,428
GENESIS LABORATORY MANAGEMENT	11	1,196	217	15%	1,424
BIOCERNA LLC	9	1,248	164	12%	1,421
PATIENTS CHOICE LABORATORIES		829	588	41%	1,417
BAPTIST HEALTH SOUTH FLORIDA - COUNTRY WALK URGENT CARE EXPRESS		1,210	203	14%	1,413
MINUTECLINIC, LLC #3204		1,148	261	19%	1,409
MINUTECLINIC LLC #7173		1,220	185	13%	1,405
MINUTECLINIC, LLC (CLINIC 10699)		1,178	227	16%	1,405
MINUTECLINIC LLC #3257		1,137	255	18%	1,392
LABORATORY SPECIALISTS OF MICHIGAN		1,143	247	18%	1,390
WHOLE FAMILY HEALTH CENTER INC		1,101	265	19%	1,366
ASCENSION ST VINCENT'S - SOUTHSIDE		1,309	49	4%	1,358
WHITE WILSON MEDICAL CENTER		162	1,188	88%	1,350
BAYFRONT HEALTH - CITRUS HILLS		1,136	201	15%	1,337
MINUTECLINIC LLC #3635		1,148	175	13%	1,323
BAPTIST HEALTH SOUTH FLORIDA - KEY BISCANE URGENT CARE EXPRESS		1,157	162	12%	1,319
ARCPPOINT LABS		778	533	41%	1,311
MINUTECLINIC LLC # 7933		1,134	175	13%	1,309
MEDIQUICK URGENT CARE CENTERS INC		870	431	33%	1,301
MINUTECLINIC LLC #3748		1,027	268	21%	1,295
MINUTECLINIC LLC #5216		1,090	205	16%	1,295
MINUTECLINIC, LLC #5817		1,039	254	20%	1,293
MINUTECLINIC LLC #3285		1,096	186	15%	1,282

COVID-19: testing by laboratory

Data through Feb 7, 2021 verified as of Feb 8, 2021 at 09:25 AM

Data in this report are provisional and subject to change.

The numbers in the table below represent the number of Florida and non-Florida residents for whom test results were received by the Department of Health. A person can be tested by more than one laboratory and can have both positive and negative results. **Therefore, the sum of the numbers in each column will be larger than the total number of people tested.**

Reporting lab	Inconclusive	Negative	Positive	Percent positive	Total
MINUTECLINIC LLC #4024		1,080	200	16%	1,280
PHYSICIANS PRIMARY CARE	2	1,082	195	15%	1,279
MINUTECLINIC LLC #3654		1,028	250	20%	1,278
TEMPUS CLINICAL LABORATORY	10	1,126	141	11%	1,277
COASTAL LABORATORIES	1	994	281	22%	1,276
AFC PHYSICIANS OF FLORIDA		920	351	28%	1,271
MINUTECLINIC LLC #5924		1,041	224	18%	1,265
AMELIA EXPRESS CARE		710	554	44%	1,264
UNIVERSITY OF ALABAMA AT BIRMINGHAM		1,226	34	3%	1,260
BAPTIST HEALTH EMERGENCY CENTER AT WEST CORAL WAY		965	292	23%	1,257
MEDEXPRESS URGENT CARE - JAX ATLANTIC BLVD		1,072	183	15%	1,255
NYU HOSPITALS CENTER CLINICAL LABORATORIES		1,195	39	3%	1,234
MINUTECLINIC LLC #3648		996	236	19%	1,232
MINUTECLINIC LLC #4612		953	275	22%	1,228
MINUTECLINIC LLC #3255		1,014	212	17%	1,226
BAPTIST HEALTHCARE - JAY HOSPITAL		877	343	28%	1,220
MINUTECLINIC LLC #1821		1,086	131	11%	1,217
CLINICORE		1,124	91	7%	1,215
TREASURE COAST MEDICAL ASSOCIATES INC		733	474	39%	1,207
KEYS AHEC SCHOOL MEDICAL CLINIC	7	1,111	87	7%	1,205
VAVA PARTNERS LLC		439	762	63%	1,201
WELLINGTON REGIONAL MEDICAL CENTER		1,066	132	11%	1,198
ACCESS MEDICAL LABS		746	448	38%	1,194
MINUTECLINIC LLC #4201		1,047	147	12%	1,194
ELLENTON URGENT CARE		956	231	19%	1,187
ED FRASER MEMORIAL HOSPITAL		957	230	19%	1,187
PREMIER MEDICAL		1,097	90	8%	1,187
SMA LAB	8	1,039	139	12%	1,186
PROJECT HEALTH, INC SUMTERVILLE	5	971	210	18%	1,186
TOM LEE COMMUNITY HEALTH CENTER		804	378	32%	1,182
UHEALTH CLINIC AT WALGREENS		952	220	19%	1,172
HOLIDAY CVS LLC DBA CVSPHARMACY #5155		1,117	47	4%	1,164
MINUTECLINIC LLC #1807		965	198	17%	1,163
JUPITER MEDICAL CENTER URGENT CARE		820	342	29%	1,162
BLUE MED CONSULTANTS		1,118	32	3%	1,150
OPTUM LABS LLC		1,008	142	12%	1,150
MINUTECLINIC LLC # 3579		958	164	15%	1,122
VERITAS GENETICS	61	942	119	11%	1,122
PEDIATRIC HEALTH CARE ALLIANCE - NORTHDAL		1,020	101	9%	1,121
CAPSTONE HEALTHCARE		791	329	29%	1,120
LAB24 INC	3	436	666	60%	1,105
STAGEZERO LIFE SCIENCES INC	3	1,001	98	9%	1,102
PARAMOUNT URGENT CARE VILLAGES		748	339	31%	1,087
EPN URGENT CARE NAPLES	2	746	332	31%	1,080
XYZ LABORATORY	8	930	142	13%	1,080
NORTH FLORIDA PEDIATRICS-TALLAHASSEE	1	984	94	9%	1,079

COVID-19: testing by laboratory

Data through Feb 7, 2021 verified as of Feb 8, 2021 at 09:25 AM

Data in this report are provisional and subject to change.

The numbers in the table below represent the number of Florida and non-Florida residents for whom test results were received by the Department of Health. A person can be tested by more than one laboratory and can have both positive and negative results. **Therefore, the sum of the numbers in each column will be larger than the total number of people tested.**

Reporting lab	Inconclusive	Negative	Positive	Percent positive	Total
FLORIDA DEPARTMENT OF HEALTH IN POLK COUNTY	2	811	255	24%	1,068
ADVANCED DIAGNOSTIC LABORATORY		1,016	47	4%	1,063
RAINBOW RIVER MEDICAL LABORATORY		977	83	8%	1,060
SOLARIS HEALTHCARE PALATKA		950	101	10%	1,051
ST ANNES NURSING CENTER		1,026	22	2%	1,048
PALM HARBOR PHARMACY		879	138	14%	1,017
MINUTECLINIC LLC #3236		858	159	16%	1,017
MINUTECLINIC, LLC #3245		786	229	23%	1,015
MINUTECLINIC LLC #3637		763	249	25%	1,012
MINUTECLINIC LLC #476		842	168	17%	1,010
KETAMINE HEALTH CENTERS LLC		916	91	9%	1,007
HEALTH CARE DISTRICT OF PALM BEACH COUNTY	1	842	157	16%	1,000
VERITOR		850	148	15%	998
LAKELAND REGIONAL HEALTH - PWC/OB		36	954	96%	990
COASTAL PEDIATRIC GROUP		855	132	13%	987
NAPLES URGENT CARE	1	612	372	38%	985
STEWART REFERENCE LABORATORY	1	557	411	42%	969
MINUTECLINIC LLC #1350		816	151	16%	967
GENEIQ		908	51	5%	959
FLAGLER HOSPITAL LABORATORY	8	34	915	96%	957
AFC PHYSICIANS OF FLORIDA PA		668	280	30%	948
PROFESSIONAL HEALTH EXAMINERS DBA PROHEALTH	1	755	189	20%	945
PARAMOUNT URGENT CARE - CLERMONT		686	256	27%	942
PRIMARY CARE OF THE TREASURE COAST		824	116	12%	940
MINUTECLINIC LLC #8381		789	150	16%	939
CAREFAST MURABELLA		501	426	46%	927
VRL EUROFINs - DALLAS		913	13	1%	926
GENE TOX WORLDWIDE	60	736	125	14%	921
OPTUMCARE FLORIDA LLC		711	209	23%	920
PATIENTS FIRST LAKE ELLA MEDICAL CENTER		799	117	13%	916
MINUTECLINIC LLC #1815		780	133	15%	913
LENCO MEDICAL LABORATORY		870	41	5%	911
ADVANCED MEDICAL OF NAPLES LLC		800	104	12%	904
READY RESPONDERS FLORIDA, PLLC		775	127	14%	902
FAST TRACK URGENT CARE CENTER		4	893	100%	897
ADDICTION LABS OF AMERICA	3	821	71	8%	895
NORTH FLORIDA PEDIATRICS - LAKE CITY		692	199	22%	891
GENOME LLC	2	812	76	9%	890
ARCPPOINT LABS OF CORAL SPRINGS FL		792	98	11%	890
HENDRY REGIONAL MEDICAL CENTER CLINICAL LABORATORY		673	214	24%	887
PALM BAY HOSPITAL CLINICAL LABORATORY		594	289	33%	883
MINUTECLINIC, LLC # 4469		726	147	17%	873
INTEGRITY LABORATORIES, LLC	2	711	157	18%	870
HISTOPATHOLOGY SERVICES, LLC		771	97	11%	868
CAREMED CLINIC LLC	1	636	230	27%	867
XPRESS URGENT CARE	4	727	133	15%	864

COVID-19: testing by laboratory

Data through Feb 7, 2021 verified as of Feb 8, 2021 at 09:25 AM

Data in this report are provisional and subject to change.

The numbers in the table below represent the number of Florida and non-Florida residents for whom test results were received by the Department of Health. A person can be tested by more than one laboratory and can have both positive and negative results. **Therefore, the sum of the numbers in each column will be larger than the total number of people tested.**

Reporting lab	Inconclusive	Negative	Positive	Percent positive	Total
TACACHALE CLINICAL LABORATORY	1	812	45	5%	858
FIU-HEALTH AUXILIARY LABORATORY	5	779	68	8%	852
LITTLE PINE PEDIATRICS		613	234	28%	847
ER QUICKCARE PL		708	139	16%	847
EUROFINS NTD, LLC		803	38	5%	841
TYNDALL AIR FORCE BASE		643	196	23%	839
MINUTECLINIC, LLC DBA MINUTECLINIC #4717		795	29	4%	824
MINUTECLINIC LLC #6007		698	125	15%	823
THE HEALTH CENTER OF PLANT CITY		751	69	8%	820
RIVER TOWN DIAGNOSTIC LLC		600	219	27%	819
FLORIDA HOSPITAL ORLANDO		743	74	9%	817
MOLECULAR TESTING LABS		758	53	7%	811
PHAROS HEALTH		623	187	23%	810
ASCENSION ST VINCENT'S - CLAY		775	35	4%	810
PROFESSIONAL HEALTH EXAMINERS		691	118	15%	809
FIRST QUALITY LABORATORY		757	44	5%	801
COVANCE CLINICAL RESEARCH UNIT INC		778	21	3%	799
NITE LITE PEDIATRICS		234	563	71%	797
APALACHEE CORRECTIONAL INSTITUTION EAST UNIT		779	16	2%	795
MYTEST DIAGNOSTICS		736	55	7%	791
NORTH FLORIDA PEDIATRICS PA - SUWANNEE	3	672	115	15%	790
BROWNWOOD CARE CENTER		712	77	10%	789
BAYFRONTVENICEREGIONAL		736	53	7%	789
CVS HEALTH		558	222	28%	780
DEPARTMENT OF CLINICAL LABS		762	17	2%	779
LEE COUNTY EMERGENCY MEDICAL SERVICE		673	100	13%	773
MIAMI JEWISH HEALTH SYSTEMS		722	49	6%	771
C.W. BILL YOUNG VA MEDICAL CENTER	1	20	748	97%	769
STEWART ROCKLEDGE HOSPITAL		603	166	22%	769
DYNIX DIAGNOSTICS	2	524	239	31%	765
BAPTIST HEALTH - MD ANDERSON CANCER CENTER		758	5	1%	763
MACDILL AIR FORCE BASE		710	51	7%	761
VRL EUROFINS		734	27	4%	761
NONE		308	449	59%	757
NORTH OKALOOSA MEDICAL CENTER		434	315	42%	749
COASTAL PHYSICIANS, LLC		595	150	20%	745
UNIVERSITY OF WEST FLORIDA STUDENT HEALTH SERVICES	1	620	120	16%	741
LPG COCONUT POINT		603	132	18%	735
MINUTECLINIC LLC #8927		605	127	17%	732
Point of Care Testing	1	114	611	84%	726
SANTA ROSA MEDICAL GROUP		575	151	21%	726
ADVENT HEALTH LAB - ORLANDO		430	294	41%	724
VITAS HEALTHCARE CORPORATION OF FLA		716	4	1%	720
MEDICAL CONSULTANTS OF FLORIDA, LLC	1	589	128	18%	718
DISNEY COVID TEST SITE		703	11	2%	714
NORTHEAST FLORIDA NEUROLOGY CLINICS, INC		601	112	16%	713

COVID-19: testing by laboratory

Data through Feb 7, 2021 verified as of Feb 8, 2021 at 09:25 AM

Data in this report are provisional and subject to change.

The numbers in the table below represent the number of Florida and non-Florida residents for whom test results were received by the Department of Health. A person can be tested by more than one laboratory and can have both positive and negative results. **Therefore, the sum of the numbers in each column will be larger than the total number of people tested.**

Reporting lab	Inconclusive	Negative	Positive	Percent positive	Total
Tampa Lakes Health and Rehabilitation Center	2	640	69	10%	711
INTERLACHEN PEDIATRICS		679	31	4%	710
FISHERMENS HOSPITAL CLINICAL LAB		639	66	9%	705
PROJECT HEALTH INC	2	584	118	17%	704
ANY LAB TEST NOW	1	457	237	34%	695
NORTH SHORE LIJ URGENT CARE PC		656	38	5%	694
PRIMARY CARE SERVICES AT INDIAN RIVER ESTATES		673	18	3%	691
PEDIATRICS OF CENTRAL FLORIDA PA	19	630	42	6%	691
MINUTECLINIC LLC #5187		592	94	14%	686
PREMIER MEDICAL LABORATORY SERVICES	1	463	222	32%	686
NORTH FLORIDA PEDIATRICS PA		584	100	15%	684
MINUTECLINIC LLC		597	86	13%	683
ADVENTHEALTH CENTRA CARE WINTER HAVEN	1	262	417	61%	680
KENDALL HEALTHCARE PROPERTIES DBA	2	648	27	4%	677
MIDWAY SPECIALLY CARE CENTER		457	220	32%	677
CONSULATE HEALTH CARE OF NEW PORT RICHEY	2	555	118	17%	675
MINI ER ADULT AND PEDIATRIC URGENT CARE		574	98	15%	672
ORLANDO HEALTH AND REHAB CENTER		630	42	6%	672
Victoria Nursing and Rehabilitation Center		626	46	7%	672
GROWING TOGETHER PEDIATRICS LLC		619	50	7%	669
NCH HEALTHCARE SYSTEM MICROBIOLOGY LAB		2	666	100%	668
INTERLACHEN PEDIATRICS PA		638	30	4%	668
WILLOWBROOKE COURT AT EDGEWATER POINTE ESTATES		657	9	1%	666
MINUTECLINIC LLC #214		565	101	15%	666
VENICE REGIONAL MEDICAL CENTER		574	91	14%	665
PROHEALTH MEDICAL CLINIC		88	576	87%	664
CLINICAL PATHOLOGY LABS INC		598	65	10%	663
CATALYST WALK IN CLINIC		525	136	21%	661
JOHNS HOPKINS ALL CHILDREN'S HOSPITAL		607	53	8%	660
CRUCIAL CARE EMERGENCY MEDICINE DOCTORS		511	149	23%	660
MEDICAL FP - WHOLE FAMILY HEALTH CENTER		539	119	18%	658
TREE HOUSE PEDIATRICS PLLC		591	65	10%	656
POINT OF CARE TESTING SITE		630	24	4%	654
MINUTECLINIC LLC #5157		543	107	16%	650
CARE ONE OF FLORIDA LLC		435	213	33%	648
MAVERICK LABS		459	188	29%	647
PALACE NURSING HOME & REHAB CENTER		608	36	6%	644
DOCTOR'S MEMORIAL HOSPITAL		485	157	24%	642
SOLARIS HEALTHCARE CHARLOTTE HARBOR		596	46	7%	642
USF MORSANI CENTER FOR ADVANCED HEALTH CARE		555	83	13%	638
CAPE CANAVERAL HOSPITAL		406	231	36%	637
ST PETERSBURG PEDIATRICS	1	562	74	12%	637
AMERICAN SCIENTIFIC LABORATORIES LLC		628	4	1%	632
SPECTOR SCIENTIFIC LAB	1	230	400	63%	631
PALM GARDEN OF PORT SAINT LUCIE		619	7	1%	626
REDI MED LLC		485	139	22%	624

COVID-19: testing by laboratory

Data through Feb 7, 2021 verified as of Feb 8, 2021 at 09:25 AM

Data in this report are provisional and subject to change.

The numbers in the table below represent the number of Florida and non-Florida residents for whom test results were received by the Department of Health. A person can be tested by more than one laboratory and can have both positive and negative results. **Therefore, the sum of the numbers in each column will be larger than the total number of people tested.**

Reporting lab	Inconclusive	Negative	Positive	Percent positive	Total
JACKSONVILLE BEACH PEDIATRIC CARE CENTER □		567	56	9%	623
SUNRISE URGENT CARE ASSOCIATES LLC D/B/A	5	294	315	51%	614
LIFE CARE CENTER OF ORANGE PARK		582	30	5%	612
CHILDRENS MEDICAL ASSOCIATION		552	59	10%	611
LIFE CARE CENTER OF NEW PORT RICHEY		578	33	5%	611
HOLY CROSS HOSPITAL		12	598	98%	610
MANOR PINES CONVALESCENT CENTER LLC	1	589	20	3%	610
NCHMD, INC SOUTHEAST IMMEDIATE CARE		465	140	23%	605
CREEKSIDE CARE CENTER	1	520	84	14%	605
EAST LAKE PEDIATRICS		517	87	14%	604
JOHN KNOX VILLAGE HEALTH CENTER		583	19	3%	602
HALIFAX MEDICAL CENTER-PORT ORANGE LAB		508	93	15%	601
MOUNT SINAI LABORATORY		572	27	5%	599
PATIENTS FIRST - MAHAN DRIVE		164	435	73%	599
PRIMARY CARE SERVICES AT ST ANDREWS ESTATES		597			597
PRIMARY CARE SOUTH INC		280	315	53%	595
VETERANS AFFAIRS MEDICAL CENTER - JAMES A HALEY			591	100%	591
WOODLANDS MEDICAL SPECIALISTS		359	231	39%	590
MAIN STREET MEDICAL CENTER		127	462	78%	589
LOOP PEDIATRICS PA	3	477	105	18%	585
ST JOHN'S NURSING CENTER		563	20	3%	583
MID-FLORIDA PATHOLOGY		444	138	24%	582
ETHOS WELLNESS PHARMACY		539	42	7%	581
GULF COAST VILLAGE		549	29	5%	578
Crestview Rehabilitation Center	5	446	126	22%	577
FAMILY HEALTH CENTERS OF SWF LABS	2	497	77	13%	576
GULF COAST MOLECULAR LABORATORIES	12	471	93	16%	576
ADVENTHEALTH MEDICAL GROUP PROMPT CARE		411	164	29%	575
GOLDEN GLADES NURSING & REHABILITATION CTR		564	11	2%	575
HOLMES REGIONAL MEDICAL CENTER		5	568	99%	573
MEDICAL VB		451	121	21%	572
PALM GARDEN OF VERO BEACH		533	39	7%	572
BOND AND STEELE CLINIC PA		386	180	32%	566
TENNESSEE DOH - NASHVILLE	2	497	65	12%	564
CLEWISTON NURSING AND REHABILITATION CENTER		553	11	2%	564
CONSULATE HEALTHCARE OF VERO BEACH	14	467	79	14%	560
SEBASTIAN RIVER MEDICAL CENTER	2	410	148	26%	560
BROAD INSTITUTE CLINICAL SEQUENCING RESEARCH PLATFORM	1	534	24	4%	559
THE PRESERVE		550	8	1%	558
SHORELINE PHYSICIAN GROUP		342	214	38%	556
HMA SANTA ROSA MEDICAL CENTER LLC DBA		432	122	22%	554
24 HOUR PEDIATRIC CARE CENTER	1	506	47	8%	554
ECCOLAB GROUP	1	145	406	74%	552
VETERANS AFFAIRS MEDICAL CENTER		40	512	93%	552
The Sands at South Beach		545	4	1%	549
LIFE CARE CENTER OF HILLIARD		532	15	3%	547

COVID-19: testing by laboratory

Data through Feb 7, 2021 verified as of Feb 8, 2021 at 09:25 AM

Data in this report are provisional and subject to change.

The numbers in the table below represent the number of Florida and non-Florida residents for whom test results were received by the Department of Health. A person can be tested by more than one laboratory and can have both positive and negative results. **Therefore, the sum of the numbers in each column will be larger than the total number of people tested.**

Reporting lab	Inconclusive	Negative	Positive	Percent positive	Total
VITAE DIAGNOSTICS		534	13	2%	547
FORT MYERS INTERNAL MEDICINE, LLC		492	54	10%	546
CYPRESS VILLAGE	1	520	24	4%	545
COASTAL URGENT CARE		428	116	21%	544
Signature HealthCare Center of Waterford		515	29	5%	544
THERADOC		152	391	72%	543
NCF DIAGNOSTICS & DNA TECHNOLOGIES	15	208	318	59%	541
ADVENTHEALTH CENTRA CARE TRINITY		473	65	12%	538
TELESCOPE HEALTH LLC	3	431	102	19%	536
SOUTHEAST ALABAMA MEDICAL CENT		486	49	9%	535
AMERICAN FAMILY CARE PENSACOLA WEST		1	533	100%	534
AMERICAN RESEARCH LABS		326	207	39%	533
CALHOUN LIBERTY HOSPITAL		394	139	26%	533
CARENOW URGENT CARE - FORT PIERCE		285	246	46%	531
MEDICAL CENTER CLINIC-IMMEDIATE CARE	1	423	104	20%	528
CLARITY LABS		458	69	13%	527
VITAS HEALTHCARE CORP OF CENTRAL FL		508	19	4%	527
GOLDEN GATE FAMILY CLINIC		133	394	75%	527
MED FAST URGENT CARE CENTER		260	267	51%	527
J AND G MEDICAL GROUP LLC		437	89	17%	526
VETERANS AFFAIRS MEDICAL CENTER - BAY PINES		17	509	97%	526
EXACT SCIENCES LABORATORIES, LLC		413	113	21%	526
NSPIRE HEALTHCARE MIAMI LAKES	7	504	14	3%	525
FLAGLER COUNTY HEALTH DEPARTMENT	3	400	117	23%	520
LIFE CARE CENTER OF PENSACOLA		472	46	9%	518
MANOR CARE NURSING CENTER OF SARASOTA FL LLC		429	87	17%	516
EDEN SPRINGS NURSING AND REHAB CENTER		406	110	21%	516
DOCTORS CENTER,THE		406	108	21%	514
CITY MEDICAL OF NEW JERSEY, PC		471	41	8%	512
VILLA MARIA NURSING & REHAB CENTER INC	1	500	11	2%	512
MEDFAST URGENT CARE CENTERS		230	280	55%	510
EMERALD SHORES HEALTH AND REHABILITATION		414	96	19%	510
NEMOURS CHILDERN'S HOSPITAL		424	84	17%	508
BALDOMERO LOPEZ STATE VETERANS NURSING HOME	2	497	3	1%	502
AFC URGENT CARE CLEARWATER	1	123	377	75%	501
EAST LAKE PEDIATRICS PA		456	43	9%	499
DAVITA LABORATORY		426	73	15%	499
DOH - INDIAN RIVER		426	71	14%	497
MANOR CARE HEALTH SERVICES - FT MYERS		474	22	4%	496
CLINICAL PATHOLOGY LABS		386	109	22%	495
MEDONE URGENT CARE AT ST. AUGUSTINE		133	362	73%	495
PENSACOLA PEDIATRICS	1	278	215	44%	494
EXPRESS URGENT CARE LLC		1	493	100%	494
GRAND COURT TAMPA		489	3	1%	492
Plantation Bay Rehabilitation Center		470	22	4%	492
JACKSON MEMORIAL PERDUE MEDICAL CENTER		468	23	5%	491

COVID-19: testing by laboratory

Data through Feb 7, 2021 verified as of Feb 8, 2021 at 09:25 AM

Data in this report are provisional and subject to change.

The numbers in the table below represent the number of Florida and non-Florida residents for whom test results were received by the Department of Health. A person can be tested by more than one laboratory and can have both positive and negative results. **Therefore, the sum of the numbers in each column will be larger than the total number of people tested.**

Reporting lab	Inconclusive	Negative	Positive	Percent positive	Total
BOCA GRANDE HEALTH CLINIC		465	24	5%	489
POINT WASHINGTON MEDICAL CLINIC	1	300	185	38%	486
NEW YORK HOSPITAL LABORATORIES	1	473	12	2%	486
HEALTH CENTER AT BRENTWOOD	1	443	42	9%	486
VIERA HOSPITAL, INC		369	117	24%	486
AMERICAN MEDICAL RESPONSE		477	5	1%	482
ENZO CLINICAL LABS INC	3	459	20	4%	482
MOORINGS PARK INSTITUTE, INC, THE		461	21	4%	482
DIAMOND RIDGE HEALTH AND REHABILITATION		452	29	6%	481
JACKSON MEMORIAL LONG TERM CARE CENTER		462	19	4%	481
PALM GARDEN OF TAMPA		451	29	6%	480
NCH HEALTHCARE BONITA		357	122	25%	479
MEMORIAL PEMBROKE 24/7 CARE CENTER		359	116	24%	475
WILLOW BROOKE COURT AT INDIAN RIVER ESTATES		431	44	9%	475
SABAL PALMS HEALTH AND REHAB		425	50	11%	475
CONTINENTAL CLINICAL RESEARCH, LLC		451	23	5%	474
VALENCIA HILLS HEALTH AND REHABILITATION CENTER		460	13	3%	473
ST CLOUD REGIONAL MEDICAL CENTER CLINICAL LAB		394	79	17%	473
PEDIATRIC HEALTHCARE ALLIANCE PA		428	44	9%	472
NORTH FLORIDA RETIREMENT VILLAGE		470	2	0%	472
SUSANNA WESLEY HEALTH CENTER		434	36	8%	470
FLORIDA GULF COAST UNIVERSITY		299	171	36%	470
MAYFLOWER ASSISTED LIVING		464	6	1%	470
RIVER GARDEN HEBREW HOME FOR THE AGED		415	54	12%	469
ABSOLUTE GENOMICS	1	367	101	22%	469
BUFFALO CROSSING HEALTHCARE & REHABILITATION CTR		454	15	3%	469
VETERANS AFFAIRS MEDICAL CENTER - GAINESVILLE		3	464	99%	467
NAVAL HOSPITAL - JACKSONVILLE		136	331	71%	467
NORTH FLORIDA MEDICAL GROUP		342	124	27%	466
FLORIDA DEPARTMENT OF HEALTH CLAY COUNTY	1	366	94	20%	461
CLIFFORD CHESTER SIMS STATE VETERANS		452	9	2%	461
Quest Diag Unspecifd	1	314	145	32%	460
BROOKDALE PALMER RANCH	1	403	56	12%	460
THE PALACE AT HOMESTEAD	1	439	18	4%	458
PALM GARDEN OF JACKSONVILLE	2	375	79	17%	456
LAUDERDALE NURSING CENTER LLC	1	436	19	4%	456
EXPRESS PHARMACY		420	35	8%	455
FOUNTAIN MANOR HEALTH AND REHAB CENTER	1	437	17	4%	455
ARCPPOINTS LABS		390	64	14%	454
The Manor at Blue Water Bay		394	60	13%	454
CLARIDGE HOUSE NURSING CENTER		437	17	4%	454
HARTS HARBOR HEALTH CARE CENTER		432	21	5%	453
RICARDO NAVARRO DO PA		383	67	15%	450
SPRING HILL HEALTH AND REHABILITATION CENTER		434	15	3%	449
AMERICA'S PHARMACY LLC		398	51	11%	449
HARBOUR HEALTH CENTER		434	14	3%	448

COVID-19: testing by laboratory

Data through Feb 7, 2021 verified as of Feb 8, 2021 at 09:25 AM

Data in this report are provisional and subject to change.

The numbers in the table below represent the number of Florida and non-Florida residents for whom test results were received by the Department of Health. A person can be tested by more than one laboratory and can have both positive and negative results. **Therefore, the sum of the numbers in each column will be larger than the total number of people tested.**

Reporting lab	Inconclusive	Negative	Positive	Percent positive	Total
BALDWIN PEDIATRICS	1	417	28	6%	446
ADVENTHEALTH EXPRESS CARE AT WALGREENS		387	58	13%	445
Southern Oaks Care Center	1	405	36	8%	442
DIAMOND RIDGE HEALTH AND REHABILITATION CENTER		420	22	5%	442
PARKLANDS FACILITY INC	4	396	42	10%	442
MANOR AT CARPENTERS		415	26	6%	441
PEBBLEBROOK PHARMACY		348	92	21%	440
HERON POINTE HEALTH AND REHABILITATION	1	436	3	1%	440
FLO-MEDILAB SERVICES LLC		187	251	57%	438
SMA SPECIALTY MEDICAL LAB		117	321	73%	438
BAPTIST PRIMARY CARE	2	342	93	21%	437
HILLCREST HEALTH CARE & REHABILITATION CENTER	2	422	11	3%	435
ASAP LABS LLC		305	130	30%	435
SOLARIS HEALTHCARE LAKE CITY		352	81	19%	433
Good Samaritan Society Kissimmee Village		368	65	15%	433
Q ANSWER LAB	1	381	49	11%	431
NEW PLANT CITY FAMILY CARE	1	228	202	47%	431
CHILDRENS MEDICAL ASSOCIATION PA		380	50	12%	430
AVECINA MEDICAL JULINGTON	1	240	189	44%	430
FLORIDA DEPARTMENT OF HEALTH IN CALHOUN COUNTY		313	116	27%	429
FLORIDA DEPT OF HEALTH IN BREVARD COUNTY	3	363	63	15%	429
ST ANDREWS BAY SKILLED NURSING &		369	60	14%	429
Williston Care Center		373	54	13%	427
PALM GARDEN OF OCALA		330	96	23%	426
WEST GABLES HEALTH CARE CENTER		414	10	2%	424
NORTH VISTA HOSPITAL LABORATORY		337	86	20%	423
PHYSICIANS PRIMARY CARE LAB		360	60	14%	420
GARCIA CLINICAL LABORATORY		28	392	93%	420
APP-UNIPATH, LLC	2	403	14	3%	419
Colonial Lakes Health Care		384	33	8%	417
Solaris HealthCare Windermere		385	31	7%	416
BROOKDALE FORT MYERS CYPRESS LAKE		414	1	0%	415
LEHIGH REGIONAL MEDICAL CENTER LAB		371	44	11%	415
PALMETTO FAMILY HEALTHCARE	1	258	153	37%	412
ORANGE BLOSSOM FAMILY HEALTH		391	21	5%	412
NEW YORK PRESBYTERIAN - CUMC CLINICAL		394	17	4%	411
AFC URGENT CARE SEMINOLE			411	100%	411
MANOR OAKS NURSING & REHAB CENTER	4	404	2	0%	410
MINUTECLINIC LLC #3671		366	44	11%	410
ORLANDO HEALTH CENTER FOR REHABILITATION		400	10	2%	410
CARE ONE OF FLORIDA	1	272	134	33%	407
QUICK CARE MED		286	120	30%	406
TIDE LABORATORIES		362	43	11%	405
MEDICAL CENTER OF DELTONA, INC		323	81	20%	404
CITRUS NURSING CENTER LLC		371	32	8%	403
SHORE ACRES CARE CENTER		367	35	9%	402

COVID-19: testing by laboratory

Data through Feb 7, 2021 verified as of Feb 8, 2021 at 09:25 AM

Data in this report are provisional and subject to change.

The numbers in the table below represent the number of Florida and non-Florida residents for whom test results were received by the Department of Health. A person can be tested by more than one laboratory and can have both positive and negative results. **Therefore, the sum of the numbers in each column will be larger than the total number of people tested.**

Reporting lab	Inconclusive	Negative	Positive	Percent positive	Total
FLORIDA HOSPITAL WAUCHULA		277	124	31%	401
DXTERITY DIAGNOSTICS	1	377	22	6%	400
VITAS LUTHERAN TOWERS INPATIENT PROGRAM		336	63	16%	399
BENTON PEDIATRICS INC		357	42	11%	399
SANDBAY URGENT CARE		320	75	19%	395
MINI ER AND URGENT CARE		289	105	27%	394
HEARTLAND PEDIATRICS OF LAKE WALES		348	46	12%	394
BIO-TECH CLINICAL LABORATORIES INC		345	47	12%	392
PHYSICIANS STAT LAB INC		323	68	17%	391
DBI HEALTH INC		376	15	4%	391
BARBER		13	376	97%	389
HOPE HOSPICE AND COMMUNITY SERVICES INC	14	363	12	3%	389
Santa Rosa Center for Rehabilitation and Healing		327	62	16%	389
FERNANDINA BEACH REHAB AND NURSING	1	372	15	4%	388
NORTH FLORIDA REHABILITATION & SPECIALTY CARE		383	4	1%	387
CONSULATE HEALTH CARE OF BAYONET POINT	3	376	7	2%	386
PIONEER CLINICAL LAB LLC		313	73	19%	386
PEDIATRIC HEALTHCARE ALLIANCE		359	26	7%	385
Ocala Health and Rehabilitation Center		366	19	5%	385
SOLARIS HEALTHCARE MERRITT ISLAND		346	39	10%	385
PALMS OF SEBRING		351	34	9%	385
FAMILY HEALTH CENTERS OF SOUTHWEST FLORIDA INC		327	58	15%	385
LITTLE PINE PEDIATRICS PLLC	1	331	52	14%	384
MICHAEL A MIDDLETON MD PA		368	14	4%	382
AFC URGENT CARE FAMILY CARE			382	100%	382
ABBAY DELRAY		376	5	1%	381
FLORIDA HOSPITAL MEDICAL GROUP		256	123	32%	379
BAYA PHARMACY WEST		8	368	98%	376
SIGNATURE HEALTHCARE OF BROOKWOOD GARDENS		373	3	1%	376
INDIAN RIVER CTR, LLC		329	46	12%	375
PALM GARDEN OF CLEARWATER		357	18	5%	375
SUWANNEE HEALTH AND REHABILITATION CENTER		368	5	1%	373
URGENT CARE BETHESDA	1	318	52	14%	371
HENDRY REGIONAL MEDICAL CENTER		107	264	71%	371
MEDONE URGENT CARE CENTER		149	222	60%	371
ORCHARD PARK HEALTH & REHABILITATION		366	5	1%	371
TREASURE COAST COMMUNITY HEALTH	3	312	55	15%	370
ELLENTON PEDIATRICS		352	18	5%	370
SOLARIS HEALTHCARE OSCEOLA		349	21	6%	370
ADVENT HEALTH - TAMPA		148	220	60%	368
UR MEDICINE LABS- CENTRAL LABORATORY		344	22	6%	366
BREVARD HEALTH ALLIANCE		166	199	55%	365
FAIR HAVENS CENTER, OPCO		359	6	2%	365
Stacey Health Care Centers Inc. dba Riverside Care Center		335	29	8%	364
HEALTHY STEPS PEDIATRICS		319	44	12%	363
RUSKIN HEALTH CENTER		245	118	33%	363

COVID-19: testing by laboratory

Data through Feb 7, 2021 verified as of Feb 8, 2021 at 09:25 AM

Data in this report are provisional and subject to change.

The numbers in the table below represent the number of Florida and non-Florida residents for whom test results were received by the Department of Health. A person can be tested by more than one laboratory and can have both positive and negative results. **Therefore, the sum of the numbers in each column will be larger than the total number of people tested.**

Reporting lab	Inconclusive	Negative	Positive	Percent positive	Total
AFC URGENT CARE TYRONE		2	360	99%	362
PALM GARDEN OF WINTER HAVEN		346	15	4%	361
CLERMONT HEALTH AND REHABILITATION CENTER		328	32	9%	360
Solaris Healthcare Daytona	2	312	46	13%	360
INFORM DIAGNOSTICS		351	9	3%	360
MEDSCAN LABORATORY INC	1	163	195	54%	359
Timberridge Center for Rehabilitation and Healing		330	28	8%	358
CENTRAL FLORIDA HEALTH CARE INC		284	72	20%	356
SEMINOLE NURSING PAVILION		347	7	2%	354
CARITHERS PEDIATRIC GROUP		314	40	11%	354
MEDIPATH		19	333	95%	352
MY CLINICAL LAB		224	128	36%	352
Manatee Springs Rehabilitation and Nursing Center		332	20	6%	352
BROOKSVILLE HEALTHCARE CENTER LLC		343	8	2%	351
CORE DIAGNOSTIC LABORATORIES LLC		237	114	32%	351
Cypress Cove Care Center		250	100	29%	350
SANFORD LABORATORIES		325	25	7%	350
BAYSHORE DIAGNOSTICS		309	40	11%	349
EMERITUS AT NAPLES	2	346	1	0%	349
GOOD SAMARITAN CENTER		346	2	1%	348
BOND CLINIC PA PEDIATRICS DEPT		313	35	10%	348
THE PALACE MANAGEMENT - THE PALACE AT CORAL GABLES		345	3	1%	348
LAB DOCTOR		305	43	12%	348
SIPARADIGM, DIAGNOSTIC INFORMATICS		273	74	21%	347
CARENOW	2	172	173	50%	347
Darcy Hall Of Life Care		340	6	2%	346
CLINICAL ENTERPRISE, INC		327	19	5%	346
LAKELAND REGIONAL HEALTH PABLO		295	51	15%	346
VILLAGE AT VIENNA SQUARE,THE	6	329	11	3%	346
STARKE FAMILY MEDICAL CENTER		267	75	22%	342
CORAL BAY HEALTHCARE AND REHABILITATION	1	329	12	4%	342
HEALTH DESIGNS		328	13	4%	341
BLOUNTSTOWN REHABILITATION CENTER LLC		236	105	31%	341
MINUTECLINIC LLC, #10357		340	1	0%	341
ADVENT HEALTH CENTRA CARE - PALM COAST		80	261	77%	341
BROWARD PARTNERSHIP	6	329	5	1%	340
SELECT REFERENCE LABORATORIES, LLC	1	326	12	4%	339
VETERANS AFFAIRS MEDICAL CENTER - LAKE CITY		52	285	85%	337
TIDEWELL HOSPICE INC		331	5	1%	336
SOLARIS HEALTHCARE PARKWAY	2	321	13	4%	336
HEALTH CENTRAL PARK		269	66	20%	335
SOLARIS HEALTHCARE BAYONET POINT		319	15	4%	334
FLORIDA DEPARTMENT OF HEALTH		295	39	12%	334
Bayside Care Center	1	312	20	6%	333
PALMETTO SUBACUTE CARE CENTER		323	10	3%	333
USAFSAM/PHE		174	158	48%	332

COVID-19: testing by laboratory

Data through Feb 7, 2021 verified as of Feb 8, 2021 at 09:25 AM

Data in this report are provisional and subject to change.

The numbers in the table below represent the number of Florida and non-Florida residents for whom test results were received by the Department of Health. A person can be tested by more than one laboratory and can have both positive and negative results. **Therefore, the sum of the numbers in each column will be larger than the total number of people tested.**

Reporting lab	Inconclusive	Negative	Positive	Percent positive	Total
CHILDRENS CLINIC WEST FLORIDA PEDIATRICS		300	31	9%	331
MANORCARE HEALTH SERVICES - VENICE		275	55	17%	330
HAINES CITY REHABILITATION AND NURSING CENTER		307	23	7%	330
NORTH PINELLAS STATMED QUICK QUALITY CLINICS		236	93	28%	329
AFC URGENT CARE		67	262	80%	329
PALM GARDEN OF WEST PALM BEACH	4	309	15	5%	328
Life Care Center of Ocala		279	49	15%	328
Life Care Center at Wells Crossing		309	18	6%	327
BROOKDALE PADDOCK HILLS	2	323	2	1%	327
LIFE CARE PONTE VEDRA INC		319	8	2%	327
MOOSEHAVEN HEALTH CENTER		290	36	11%	326
TRI-COUNTY NURSING AND REHABILITATION CENTER INC		311	15	5%	326
WATSON THERAPEUTICS INC		312	13	4%	325
RAINBOW PEDIATRIC CENTER PA		301	23	7%	324
DIAGNOSTIC & CLINICAL CARE SERVICES INC DBA		254	68	21%	322
Destin Healthcare and Rehabilitation Center	1	285	35	11%	321
SEA BREEZE REHAB AND NURSING CENTER		312	8	3%	320
CORAL TRACE HEALTH CARE	2	313	5	2%	320
EPN URGENT CARE		44	276	86%	320
FLORIDA HOSPITAL HEARTLAND MED CTR LAKE PLACID		233	86	27%	319
MIDWAY SPECIALTY CARE CENTER	3	203	113	35%	319
FAIRWAY OAKS CENTER LLC	6	305	6	2%	317
MEDFAST URGENT CARE CENTER		86	230	73%	316
FAMILY CARE PARTNERS OF NORTHEAST FLORIDA LLC		243	72	23%	315
FIRST CHOICE PEDIATRICS		232	83	26%	315
BIOCEPT		292	22	7%	314
PruittHealth Panama City	1	251	62	20%	314
DELTONA HEALTH CARE		291	23	7%	314
PruittHealth Santa Rosa		225	89	28%	314
FLORIDA DEPARTMENT OF HEALTH IN LIBERTY COUNTY	2	222	90	29%	314
UNIVERSITY OF TAMPA INC, THE		311	2	1%	313
GENESIS MEDICAL LABORATORY MIAMI FL.		83	230	73%	313
LIFEBRITE	1	126	185	59%	312
VILLAGE DOCTORS OF KEYSTONE		234	78	25%	312
Marshall Health and Rehabilitation Center		274	37	12%	311
LIFE CARE CENTER OF PALM BAY		296	13	4%	309
KEY WEST HEALTH AND REHAB	1	301	7	2%	309
Bay Breeze Senior Living and Rehabilitation Center		255	53	17%	308
MEDEXPRESS LUTZ		3	305	99%	308
ORCHARD RIDGE CARE AND REHABILITATION CENTER		288	19	6%	307
SUN COUNTRY PEDIATRICS PLLC	9	271	27	9%	307
ROLLINS COLLEGE WELLNESS CENTER		130	177	58%	307
PALM GARDEN OF ORLANDO		276	31	10%	307
SERENADES IN THE VILLAGES		252	54	18%	306
GOOD SAMARITAN SOCIETY-DAYTONA		286	19	6%	305
CRONOS CLINICAL LABORATORY	22	195	88	29%	305

COVID-19: testing by laboratory

Data through Feb 7, 2021 verified as of Feb 8, 2021 at 09:25 AM

Data in this report are provisional and subject to change.

The numbers in the table below represent the number of Florida and non-Florida residents for whom test results were received by the Department of Health. A person can be tested by more than one laboratory and can have both positive and negative results. **Therefore, the sum of the numbers in each column will be larger than the total number of people tested.**

Reporting lab	Inconclusive	Negative	Positive	Percent positive	Total
ASCEND CLINICAL	2	235	67	22%	304
SABAL DIRECT PRIMARY CARE, PA		247	56	18%	303
PINES OF SARASOTA		300	3	1%	303
LabCorp (Non-Interfaced)	1	121	180	60%	302
HARDEE MANOR HEALTH CARE CENTER	1	298	3	1%	302
COLOR GENOMICS, INC.	2	293	6	2%	301
SIGNATURE HEALTHCARE OF NORTH FLORIDA		299	2	1%	301
AMEERAH LABS, LLC	2	229	70	23%	301
Bardmoor Oaks Healthcare and Rehabilitation Center		293	8	3%	301
PRO HEALTH		74	226	75%	300
Palm Garden of Largo		297	3	1%	300
MANOR CARE OF BOYNTON BEACH LLC		276	24	8%	300
HARDEE COUNTY HEALTH DEPARTMENT		238	62	21%	300
ST LUCIE EMPLOYEE HEALTH & WELLNESS CENTER		294	5	2%	299
PHYSICIANS REGIONAL WALK-IN		185	114	38%	299
AVELLINO LAB USA, INC	1	286	12	4%	299
OCEAN VIEW NURSING AND REHAB CENTER		283	15	5%	298
VILLAGE DOCTORS FAMILY MEDICAL CENTER OF		236	62	21%	298
GANDY CROSSING CARE CENTER	1	284	13	4%	298
BAY VILLAGE OF SARASOTA INC		295	3	1%	298
HEALTH FIRST ADVENTHEALTH CENTRA CARE - TITUSVILLE		56	241	81%	297
BOCA BIOLISTICS REFERENCE LABORATORY	2	185	110	37%	297
BUENA VISTA URGENT CARE		264	32	11%	296
ATLANTIC SHORES NURSING AND REHAB CENTER	1	285	9	3%	295
ROSEWOOD HEALTH AND REHABILITATION CENTER		274	21	7%	295
SUNLAND MARIANNA COX MEDICAL CENTER		255	40	14%	295
HEALTH PARK CARE CENTER		291	3	1%	294
KISSIMMEE FACILITY OPERATIONS LLC		272	22	7%	294
VITAS HEALTHCARE CORPORATION		290	3	1%	293
NORTHWEST MEDICAL CENTER CLINICAL LABORATORY		175	117	40%	292
NAPLES CHILDREN'S URGENT CARE		245	46	16%	291
AVENTURA REHAB AND NURSING CENTER		284	6	2%	290
OSPREY LODGE		232	58	20%	290
PALM GARDEN OF GAINESVILLE	2	285	2	1%	289
AUBURN UNIVERSITY MEDICAL CLINIC		227	62	21%	289
SPECIALTY HEALTH AND REHABILITATION CENTER		263	25	9%	288
ARGO SENIOR LIVING AT HAVERHILL		270	18	6%	288
LAKELAND REGIONAL HEALTH SYSTEMS INC		20	266	93%	286
AVANTE AT MT DORA		283	3	1%	286
PIONEER CLINICAL LAB, LLC		182	103	36%	285
ST JAMES HEALTH AND REHABILITATION CENTER		201	84	29%	285
SPRINGTREE REHAB & HEALTH CARE CENTER		269	16	6%	285
FG RAPID RESULTS	2	116	167	59%	285
ENCOMPASS HEALTH REHABILITATION HOSPITAL OF SUNRISE	8	271	6	2%	285
LAKE EUSTIS HEALTH AND REHABILITATION CENTER		275	7	2%	282
FLORIDA HEART & VASCULAR MULTISPECIALTY GROUP PA		196	85	30%	281

COVID-19: testing by laboratory

Data through Feb 7, 2021 verified as of Feb 8, 2021 at 09:25 AM

Data in this report are provisional and subject to change.

The numbers in the table below represent the number of Florida and non-Florida residents for whom test results were received by the Department of Health. A person can be tested by more than one laboratory and can have both positive and negative results. **Therefore, the sum of the numbers in each column will be larger than the total number of people tested.**

Reporting lab	Inconclusive	Negative	Positive	Percent positive	Total
CONSULATE HEALTH CARE OF SAFETY HARBOR		275	6	2%	281
PALMS REHABILITATION AND HEALTHCARE CENTER		246	35	12%	281
FL HUD DESTIN, LLC D/B/A GRAND BOULEVARD HEALTH		247	34	12%	281
TAMARAC REHABILITATION & HEALTH CENTER		279	2	1%	281
SILVER CREEK SENIOR LIVING COMMUNITY		276	5	2%	281
THE SPRINGS AT BOCA CIEGA BAY		272	9	3%	281
AVANTE AT LEESBURG INC		281			281
BRIDGEWATER PARK HEALTH AND REHAB		257	23	8%	280
ADDINGTON PLACE AT WELLINGTON GREEN		276	4	1%	280
ASSOCIATESMD MEDICAL GROUP INC		232	48	17%	280
HOMESTEAD MANOR	2	237	40	14%	279
SAMANTHA WILSON CARE CENTER	3	266	9	3%	278
AURORA DIAGNOSTICS BERNHARDT LABORATORIES PATHOLOGY SERVICE		190	88	32%	278
SAINTS 120 LLC	1	242	34	12%	277
PRUITT HEALTH-SANTA ROSA		275	2	1%	277
ANCIENT CITY PEDIATRICS		263	14	5%	277
BRISTOL AT TAMPA, THE	3	266	8	3%	277
ORLANDO VA MEDICAL CENTER			277	100%	277
JACKSON PLAZA NURSING & REHAB CENTER	6	265	6	2%	277
NATIONS BEST FAMILY HEALTH CARE		112	165	60%	277
LUTHERAN HAVEN		268	8	3%	276
ST JUDE CHILDREN'S RESEARCH HOSPITAL		260	15	5%	275
KENNEDY PAIN CLINIC GROUP LLC		247	27	10%	274
WESTCHESTER GARDENS LIMITED PARTNERSHIP		269	5	2%	274
Glades West Rehabilitation and Nursing Center		266	8	3%	274
HCSO OCCUPATIONAL HEALTH AND WELLNESS CENTER		213	60	22%	273
QUALITOX LABORATORIES		105	167	61%	272
The Care Center at Pinellas Park	1	263	8	3%	272
FLOMEDILAB		64	208	76%	272
LIFE CARE CENTER OF WINTER HAVEN		253	18	7%	271
REGENTS PARK OF BOCA RATON		269	2	1%	271
LONGWOOD FAMILY PRACTICE		208	62	23%	270
HEATHER HILL HEALTHCARE CENTER		227	42	16%	269
Rehabilitation Center for Park Place LLC		258	11	4%	269
PERSONALIZED GENETIC TESTING	1	175	92	34%	268
Premier Place at The Glenview		260	8	3%	268
SUNSHINE URGENT CARE LLC		153	114	43%	267
RULEME CENTER	2	240	25	9%	267
ELMHURST HOSPITAL CENTER	1	250	16	6%	267
ADVENT HEALTH CENTRA CARE - ORMOND BEACH		113	153	58%	266
RIVERS FAMILY MEDICINE PA		193	72	27%	265
ADVENT HEALTH CARE CENTER	9	243	12	5%	264
DAVID SCOTT MADWAR MD PA		236	26	10%	262
renaissance health and rehabilitation center		245	17	6%	262
MANOR CARE OF NAPLES FL LLC		259	3	1%	262
FAMILY CARE PARTNERS OF NE FLORIDA LLC		194	67	26%	261

COVID-19: testing by laboratory

Data through Feb 7, 2021 verified as of Feb 8, 2021 at 09:25 AM

Data in this report are provisional and subject to change.

The numbers in the table below represent the number of Florida and non-Florida residents for whom test results were received by the Department of Health. A person can be tested by more than one laboratory and can have both positive and negative results. **Therefore, the sum of the numbers in each column will be larger than the total number of people tested.**

Reporting lab	Inconclusive	Negative	Positive	Percent positive	Total
ROSEN MEDICAL CENTER		224	37	14%	261
REHABILITATION CENTER OF LAKE CITY, THE		233	28	11%	261
DIGNITY HEALING, LLC		248	12	5%	260
CLIFFORD CHESTER SIMS VA NURSING HOME		251	9	3%	260
BEAR CREEK NURSING CENTER		256	4	2%	260
Solaris Healthcare Lake Bennet		228	32	12%	260
CONSULATE HEALTHCARE OF KISSIMMEE		247	12	5%	259
TUSKAWILLA NURSING AND REHAB CENTER	2	250	7	3%	259
INTERNAL MEDICINE & PEDIATRICS OF TAMPA BAY PA		212	47	18%	259
PROTEUS MOLECULAR AND CLINICAL LAB	1	148	109	42%	258
PEDIATRIC HEALTH CARE ALLIANCE, PA		234	24	9%	258
FLORIDA WOMAN CARE LABORATORY LLC		232	26	10%	258
Fernandina Beach Rehabilitation and Nursing Center		255	2	1%	257
SERANADES BY SONATA WEST ORANGE		227	29	11%	256
Solaris Healthcare Coconut Creek		250	6	2%	256
UNIVERSITY OF TAMPA STUDENT HEALTH AND SHC CLINICAL LABORATORY		110	146	57%	256
STEWART SEBASTIAN RIVER MEDICAL CENTER		216	39	15%	255
BRENTWOOD RETIREMENT COMMUNITY	5	220	30	12%	255
HOLIDAY CVS LLC DBA CVS/PHARMACY #0440		247	8	3%	255
SOLARIS HEALTHCARE IMPERIAL		246	8	3%	254
TALLAHASSEE NHHI LLC	1	226	27	11%	254
CROSS POINTE CARE CENTER	2	250	1	0%	253
BAYA POINTE NURSING AND REHABILITATION		170	83	33%	253
SHELL POINT VILLAGE MEDICAL CENTER		246	7	3%	253
BAPTIST PRIMARY CARE, INC		233	19	8%	252
LAKE PARK OF MADISON		245	7	3%	252
CHAUTAUQUA REHABILITATION AND NURSING CENTER		242	9	4%	251
URGENT CARE EXPRESS LLC		1	249	100%	250
SILVERCREST HEALTH AND REHABILITATION CENTER	3	237	7	3%	247
SOUTHWEST ORLANDO FAMILY MEDICINE, PL		203	44	18%	247
MARTIN MEMORIAL MEDICAL CENTER LAB		128	119	48%	247
PEDIATRIC ASSOCIATES OF OCALA PA		219	28	11%	247
ADVENTHEALTH MEDICAL GROUP PROMPT CAR	1	169	76	31%	246
CARRINGTON PLACE OF ST PETE LLC		242	4	2%	246
BROWARD NURSING & REHABILITATION CTR	8	231	7	3%	246
ST CATHERINE'S WEST REHABILITATION HOSPITAL		233	12	5%	245
ROSEWOOD HEALTHCARE & REHABILITATION CENTER		239	6	2%	245
MALABAR/ADVENT CENTRA CARE		48	196	80%	244
ADVENTHEALTH EXPRESS CARE AT WALGREENS 49TH STREET		201	43	18%	244
Heritage Healthcare at Tallahassee		239	5	2%	244
HARBOURWOOD	1	238	4	2%	243
ACCURATE DIAGNOSTIC LABS, INC		229	14	6%	243
BUREAU OF CLINICAL LABORATORIES		202	40	17%	242
ARCHER HEALTH VENTURES, LLC		217	25	10%	242
GOOD SAMARITAN CARES		236	5	2%	241
Parkview Rehabilitation Center at Winter Park		235	5	2%	240

COVID-19: testing by laboratory

Data through Feb 7, 2021 verified as of Feb 8, 2021 at 09:25 AM

Data in this report are provisional and subject to change.

The numbers in the table below represent the number of Florida and non-Florida residents for whom test results were received by the Department of Health. A person can be tested by more than one laboratory and can have both positive and negative results. **Therefore, the sum of the numbers in each column will be larger than the total number of people tested.**

Reporting lab	Inconclusive	Negative	Positive	Percent positive	Total
COMMUNITY HEALTH AND REHABILITATION CENTER		184	56	23%	240
MANORCARE AT LELY PALMS		234	5	2%	239
Sunset Point Center		235	4	2%	239
PALM GARDEN OF AVENTURA		236	3	1%	239
WESTWOOD HEALTHCARE SNF		199	40	17%	239
ONESTOP MEDICAL AND URGENT CARE LLC		200	38	16%	238
ELMCROFT PINECREST	1	217	20	8%	238
CHIPOLA HEALTH AND REHAB		220	17	7%	237
Vi at Lakeside Village Skilled Nursing		232	5	2%	237
PEDIATRICS BY THE SEA		229	8	3%	237
BAPTIST PRIMARY CARE INC	1	212	23	10%	236
EXCEL PEDIATRICS		194	42	18%	236
FHMG FLORIDA HOSPITAL MEDICAL GROUP		207	29	12%	236
24/7 PEDIATRIC CARE CENTERS INC		217	19	8%	236
FLORIDA CLINICAL LABORATORY-BIOREFERENCE LABORATORIES		87	148	63%	235
AVECINA MOBILE		121	114	49%	235
BAY TREE CARE AND REHABILITATION CENTER		197	38	16%	235
REGENTS PARK AT AVENTURA		221	14	6%	235
OAK HAMMOCK AT THE UNIVERSITY OF FLORIDA		229	6	3%	235
RIVERWOOD HEALTH NH LLC		195	39	17%	234
AMERICAN HOUSE SENIOR LIVING		186	48	21%	234
FORT MYERS REHABILITATION AND NURSING CENTER		208	26	11%	234
TIERRA PINES CENTER		223	11	5%	234
MEMPHIS PATHOLOGY LABORATORY	4	212	17	7%	233
AVON PARK PEDIATRICS INC	3	209	21	9%	233
LASER & SURGERY CENTER OF THE PALM BEACHES□		231	1	0%	232
W FRANK WELLS NURSING HOME		204	27	12%	231
Coastal Health and Rehabilitation Center		222	9	4%	231
VETERANS AFFAIRS MEDICAL CENTER - MIAMI		1	230	100%	231
USA HEALTH UNIVERSITY HOSPITAL CLINICAL LABORATORY	1	225	5	2%	231
TERRACES OF LAKE WORTH CARE CENTER□		219	12	5%	231
ManorCare Health Services-Palm Harbor	1	229			230
AMBULATORY SURGERY CENTER OF BOCA RATON LTD		229	1	0%	230
TGH		1	229	100%	230
PORT SAINT LUCIE HOSPITAL		221	9	4%	230
ABBOTT LABORATORIES		146	83	36%	229
HOLLEY NAVARRE MEDICAL CLINIC		168	61	27%	229
MAGNOLIA FAMILY URGENT CARE		197	32	14%	229
MIAMI JEWISH HEALTH SYSTEMS, INC	2	218	8	4%	228
ESTERO ISLAND MEDICAL CENTER		180	48	21%	228
PAVILION FOR HEALTHCARE, THE		226	2	1%	228
JACKSONVILLE KIDS PEDIATRICS, PLLC		196	31	14%	227
EDGEWATER AT WATERMAN VILLAGE,THE		212	15	7%	227
LYNN HAVEN SPORTS COMPLEX-WALKON CLINIC		21	206	91%	227
FLORIDA HEALTH CARE PLANS			227	100%	227
MANDARIN PEDIATRICS		209	18	8%	227

COVID-19: testing by laboratory

Data through Feb 7, 2021 verified as of Feb 8, 2021 at 09:25 AM

Data in this report are provisional and subject to change.

The numbers in the table below represent the number of Florida and non-Florida residents for whom test results were received by the Department of Health. A person can be tested by more than one laboratory and can have both positive and negative results. **Therefore, the sum of the numbers in each column will be larger than the total number of people tested.**

Reporting lab	Inconclusive	Negative	Positive	Percent positive	Total
PARKS HEALTHCARE & REHABILITATION CTR	4	211	11	5%	226
Solaris Senior Living North Naples ALF		217	9	4%	226
Cross Gardens Care Center		225	1	0%	226
ADVANCED AMBULATORY SURGERY CENTER		214	11	5%	225
HOMESTEAD VILLAGE		216	9	4%	225
TAVARES PEDIATRICS		190	35	16%	225
ARCPPOINT LABS OF ST PETERSBURG		149	76	34%	225
Lakewood Nursing Center		196	29	13%	225
Avante at Inverness		224			224
KINDRED HOSPITAL	7	212	5	2%	224
LEHIGH VALLEY GENOMICS			223	100%	223
Chatsworth at PGA National, LLC		213	9	4%	222
OCALA FAMILY MEDICAL CENTER INC	1	181	40	18%	222
ARCPPOINT LABS OF SARASOTA MANATEE		148	73	33%	221
HAVEN OF OUR LADY OF PEACE INC		213	8	4%	221
Boynton Beach Rehabilitation Center	2	213	4	2%	219
ST PETERSBURG PEDIATRICS-SEMINOLE BLVD		167	52	24%	219
FRICKS PHARMACY		165	54	25%	219
FELLOWSHIP HOME AT THE FAIRWAY LLC		213	6	3%	219
JAMES A HALEY VETERANS HOSPITAL			219	100%	219
WOOD LAKE HEALTH AND REHABILITATION CENTER		219			219
PINNACLES PEDS CARE PA		218			218
Avante at Orlando		214	4	2%	218
Life Care Center at Inverrary		214	3	1%	217
THE MANOR AT CARPENTERS		185	32	15%	217
ADVENT HEALTH - ORLANDO		161	56	26%	217
STATMED QUICK QUALITY CLINIC AT NORTH PINELLAS		65	152	70%	217
LAKE PORT SQUARE		200	17	8%	217
ST. CLOUD REGIONAL MEDICAL CENTER		199	17	8%	216
ST PETERSBURG PEDIATRICS-PARK BLVD		194	21	10%	215
PEDIATRICS IN BREVARD PA		188	27	13%	215
Consulate Health Care of North Fort Myers		203	12	6%	215
ATLANTIC URGENT CARE		145	70	33%	215
Lake Port Square Health Center		199	15	7%	214
GATEWAY/ADVENT CENTRA CARE	1	24	189	88%	214
BLOCK, NATION, CHASE, AND SMOLEN FAMILY MEDICINE		157	57	27%	214
OKEECHOBEE COUNTY HEALTH DEPT	1	140	73	34%	214
HOLISTIX TREATMENT CENTERS		207	6	3%	213
POCONO MEDICAL CENTER		212			212
UCC - WELLINGTON		3	209	99%	212
ORANGE COUNTY HEALTH DEPT		201	11	5%	212
PCB CLINIC		167	45	21%	212
SIGNATURE HEALTHCARE AT THE COURTYARD		165	47	22%	212
CONSULATE HEALTH CARE OF WINTER HAVEN		209	3	1%	212
AMERICAN FINNISH NURSING HOME	1	205	5	2%	211
SUNRISE DIAGNOSTIC LABORATORY		158	53	25%	211

COVID-19: testing by laboratory

Data through Feb 7, 2021 verified as of Feb 8, 2021 at 09:25 AM

Data in this report are provisional and subject to change.

The numbers in the table below represent the number of Florida and non-Florida residents for whom test results were received by the Department of Health. A person can be tested by more than one laboratory and can have both positive and negative results. **Therefore, the sum of the numbers in each column will be larger than the total number of people tested.**

Reporting lab	Inconclusive	Negative	Positive	Percent positive	Total
KR at Hillsborough Lakes/Lutz Healthcare		201	10	5%	211
NORTH FLORIDA PEDIATRICS - MARIANNA		173	38	18%	211
CHIPOLA MEDICAL ASSOCIATES, LLC		147	63	30%	210
CYPRESS COVE		204	6	3%	210
CLARE BRIDGE OF SARASOTA		208	2	1%	210
Taylor Care Center		204	5	2%	209
AZALEA TRACE		196	13	6%	209
Whispering Oaks	11	175	23	11%	209
ASCENSION MEDICAL GROUP		4	205	98%	209
THE PALACE NURSING AND REHABILITATION CENTER		209			209
FIRST CHOICE PRIMARY CARE		164	44	21%	208
BOND CLINIC, PA		148	59	29%	207
CENTERSTONE OF FLORIDA		193	14	7%	207
DOCTORS MEMORIAL FAMILY MEDICINE	2	142	63	30%	207
THE RESIDENCE AT TIMBER PINES	4	177	25	12%	206
BROOKDALE ATRIM WAY		200	5	2%	205
LAKE SIDE NEUROLOGIC		196	9	4%	205
Orchid Cove at Sarasota		203	1	0%	204
CORAL REEF NURSING & REHABILITATION CENTER		200	4	2%	204
NORTH FLORIDA PEDIATRICS PA - DUVAL		178	26	13%	204
FULGENT GENETICS	2	163	39	19%	204
WASHINGTON REHAB AND NURSING		195	9	4%	204
MACTOWN, INC		201	2	1%	203
FLORIDA KEYS PEDIATRICS & ADOLESCENT CENTER		193	10	5%	203
SUPERIOR RESIDENCES OF PANAMA CITY BEACH		197	6	3%	203
HEALTH FIRST - HOLMES REGIONAL MEDICAL CENTER		32	170	84%	202
POLK COUNTY HEALTH DEPARTMENT		178	24	12%	202
PATHGROUP LABS LLC		97	105	52%	202
GLENRIDGE ON PALMER RANCH,THE		195	7	3%	202
WIREGRASS DIRECT PRIMARY CARE PLLC		170	32	16%	202
VAMC WEST PALM LAB		5	196	98%	201
Governors Creek Health and Rehabilitation	1	198	2	1%	201
SARAPATH DIAGNOSTICS		99	102	51%	201
ST MARK VILLAGE		196	5	2%	201
DISCOVERY VILLAGE AT MELBOURNE		180	21	10%	201
Life Care Center of Punta Gorda	1	188	11	6%	200
HERITAGE HEALTHCARE AND REHABILITATION CENTER		195	5	3%	200
LIFE CARE CENTER OF PORT ST. LUCIE		190	9	5%	199
TRENTON MEDICAL CENTER INC DBA PALMS MEDICAL GROUP	4	140	55	28%	199
FORT PIERCE HEALTH CARE		194	5	3%	199
SOLARIS SENIOR LIVING VERO BEACH		192	7	4%	199
DEPARTMENT OF HEALTH & HUMAN SERVICES		198			198
LAUREL POINT CARE ACQUISITION LLC DBA SANDGATE GARDENS REHAB AND NURS		171	27	14%	198
ADVENT HEALTH - CARROLLWOOD	4	169	25	13%	198
WALGREENS 3173		182	15	8%	197
San Jose Health & Rehabilitation		191	6	3%	197

COVID-19: testing by laboratory

Data through Feb 7, 2021 verified as of Feb 8, 2021 at 09:25 AM

Data in this report are provisional and subject to change.

The numbers in the table below represent the number of Florida and non-Florida residents for whom test results were received by the Department of Health. A person can be tested by more than one laboratory and can have both positive and negative results. **Therefore, the sum of the numbers in each column will be larger than the total number of people tested.**

Reporting lab	Inconclusive	Negative	Positive	Percent positive	Total
WHITE WILSON MEDICAL IMMEDIATE CARE NICEVILLE		1	195	99%	196
TRINITY REGIONAL REHAB CENTER		181	15	8%	196
ADVENT HEALTH CENTRA CARE - APOPKA NORTH		166	30	15%	196
Crossbreeze care center		193	2	1%	195
ABBIEJEAN RUSSELL CARE CENTER□		195			195
PALM BEACH PEDIATRICS PA	2	175	18	9%	195
CONEY ISLAND HOSPITAL		187	7	4%	194
FAMILY EXPRESS URGENT CARE			194	100%	194
NSPIRE HEALTHCARE LAUDERHILL		188	6	3%	194
Consulate Healthcare of West Palm Beach		177	16	8%	193
CONSULATE HEALTH CARE OF MELBOURNE		190	3	2%	193
Nspire Health Care Kendall		183	10	5%	193
Bayside Health and Rehabilitation		164	29	15%	193
ADVENT HEALTH CENTRA CARE - DAYTONA BEACH		94	99	51%	193
VILLAGES REGIONAL HOSPITAL SURGERY CENTER LLC, THE		154	39	20%	193
BAYVIEW CENTER		188	5	3%	193
HOSPICE OF LAKE & SUMTER INC		191	1	1%	192
WELL HEALTH WORKS	1	166	24	13%	191
SARNO EXTENDED HOURS		124	67	35%	191
ADVENTHEALTH EXPRESS CARE AT		142	49	26%	191
HEALTH LINK DIAGNOSTIC LABORATORIES		182	9	5%	191
CYPRESS POINT LIVING, LLC		175	15	8%	190
NEO GENOMICS - FORT MYERS	1	183	6	3%	190
LAKE VIEW CARE CENTER AT DELRAY		183	6	3%	189
TARPON POINT NURSING AND REHABILITATION CENTER		186	3	2%	189
OCEAN REEF MEDICAL CENTER		150	38	20%	188
WOMEN'S CARE FLORIDA LABORATORY		183	5	3%	188
Life Care Center of Sarasota		175	12	6%	187
BORLAND GROOVER CLINIC	1	153	33	18%	187
WALGREENS 10670		165	22	12%	187
EDGEWOOD NURSING CENTER		179	7	4%	186
PLANTATION NURSING & REHAB CENTER		186			186
FINLAY CLINICAL LABORATORY INC		36	150	81%	186
BARTON HEALTH ALLIANCE		152	34	18%	186
INN AT ASTON GARDENS, THE		179	7	4%	186
ANTHEM LAKES LLC		151	35	19%	186
ADVENT		172	13	7%	185
WATERMARK LAKE POINTE WOODS LLC		167	18	10%	185
DE LUNA HEALTH AND REHABILITATION CENTER		163	22	12%	185
BOCA RATON REHABILITATION CENTER	4	178	3	2%	185
MEDIPATH LLC		2	183	99%	185
VETERANS AFFAIRS ORLANDO VA MEDICAL CENTER			184	100%	184
ST. JAMES BAY HEALTH AND REHABILITATION CENTER		183	1	1%	184
ARBOR FACILITY INC		184			184
ADVENT HEALTH CENTRA CARE - WESLEY CHAPEL		13	170	93%	183
NIGHT LITE PEDIATRICS WINTER GARDEN		144	38	21%	182

COVID-19: testing by laboratory

Data through Feb 7, 2021 verified as of Feb 8, 2021 at 09:25 AM

Data in this report are provisional and subject to change.

The numbers in the table below represent the number of Florida and non-Florida residents for whom test results were received by the Department of Health. A person can be tested by more than one laboratory and can have both positive and negative results. **Therefore, the sum of the numbers in each column will be larger than the total number of people tested.**

Reporting lab	Inconclusive	Negative	Positive	Percent positive	Total
LA MER NH LLC		177	4	2%	181
NADAL PEDIATRICS - VICTORIA STREET (3385)		153	28	15%	181
BAPTIST HEALTH PRIMARY CARE	1	134	45	25%	180
Surrey Place Healthcare and Rehabilitation		178	2	1%	180
PADDOCK RIDGE		177	3	2%	180
PLANT CITY PEDIATRICS		151	28	16%	179
FLORIDA HEALTH CARE PLAN INC		2	177	99%	179
COLONY CLUB ALF,THE		164	13	7%	177
Heartland Healthcare of Ft. Myers	1	176			177
RESTORE HEALTH URGENT CARE		111	66	37%	177
Heritage Park Rehabilitation & Healthcare		159	18	10%	177
ADVENT HEALTH CENTRA CARE - CARROLLWOOD		5	172	97%	177
AMELIA MEDICAL CARE		31	146	82%	177
Emory L Bennett State Veterans Nursing Home		173	3	2%	176
EVENT MED SERVICES LABORATORY		173	3	2%	176
DISCOVERY VILLAGE AT NAPLES		159	17	10%	176
MEDICAL CONSULTANTS OF FLORIDA LLC	1	142	33	19%	176
CORAL GABLES NURSING & REHABILITATION CENTER		166	9	5%	175
Consulate Health Care of St. Petersburg		174	1	1%	175
CANTERFIELD OF CLAY COUNTY		138	37	21%	175
OAKBROOK HEALTH AND REHABILITATION CENTER	1	160	14	8%	175
ASTON GARDENS AT PELICAN MARSH		169	5	3%	174
ORLANDO HEALTH EMERGENCY DEPARTMENT		163	11	6%	174
The Inn at Sarasota Bay Club		172	2	1%	174
GEORGIA DEPARTMENT OF PUBLIC HEALTH	1	5	168	97%	174
NO FLORIDA PEDIATRICS, PA		150	24	14%	174
The Waterford		172	2	1%	174
Cross Terrace REhabilitation		173	1	1%	174
ADVENT HEALTH - LAKE NONA		148	25	14%	173
UNIVERSITY OF MIAMI		48	125	72%	173
HUNT CLUB PEDIATRIC ASSOCIATES, P.A.		144	29	17%	173
PATRIOT MEDICAL LABORATORIES		165	7	4%	172
Concordia Village of Tampa AL		168	4	2%	172
MATHISON RETIREMENT COMMUNITY, INC	1	163	8	5%	172
AMA MEDICAL GROUP LLC		144	27	16%	171
VIERA MANOR ASSISTED LIVING RESIDENCE		164	7	4%	171
PONTE VEDRA GARDENS		169	1	1%	170
HOSPITAL FOR SPECIAL SURGERY		167	3	2%	170
ALL SEASONS NAPLES LLC		164	5	3%	169
LCS SANDHILL COVE LLC DBA	6	156	7	4%	169
YOUR FAMILY WALK-IN CLINIC		13	156	92%	169
GOOD SAMARITAN SOCIETY OF DELAND		159	10	6%	169
ARTHREX MEDICAL CENTER	1	70	98	58%	169
ALLSOUTH URGENT CARE		6	162	96%	168
PRIMECARE OF DOTHAN		115	53	32%	168
PANAMA CITY DEVELOPMENTAL CENTER		168			168

COVID-19: testing by laboratory

Data through Feb 7, 2021 verified as of Feb 8, 2021 at 09:25 AM

Data in this report are provisional and subject to change.

The numbers in the table below represent the number of Florida and non-Florida residents for whom test results were received by the Department of Health. A person can be tested by more than one laboratory and can have both positive and negative results. **Therefore, the sum of the numbers in each column will be larger than the total number of people tested.**

Reporting lab	Inconclusive	Negative	Positive	Percent positive	Total
ABBOTT DIAGNOSTICS		154	14	8%	168
LAB CORP	1	94	73	43%	168
VI AT BENTLEY VILLAGE HOME CARE		168			168
ROSECASTLE OF CITRUS		137	30	18%	167
URGENT CARE OF THE PALM BEACHES, NORTH PALM BEACH			167	100%	167
ST ANTHONYS REHABILITATION HOSPITAL	9	156	2	1%	167
CANTERFIELD OF OCALA, LLC		156	11	7%	167
LEESBURG PEDIATRICS		151	15	9%	166
ADVENT HEALTH CENTRA CARE - TEMPLE TERRACE	1	103	62	37%	166
MEDICAL CENTER AT OCEAN REEF, THE		157	8	5%	165
DOCTORS MEMORIAL HOSPITAL		44	121	73%	165
Sunnyside Nursing Home		161	3	2%	164
BENDERSON FAMILY SKILLED NURSING AND		147	17	10%	164
BROOKDALE OF SPRING HILL	9	153	1	1%	163
TRI COUNTY NURSING HOME		162	1	1%	163
BRADENTON HEALTH CARE		163			163
PALM HARBOR FAMILY PRACTICE & WALK-IN		117	46	28%	163
BARKLEY PLACE	1	158	4	2%	163
OSPREY VILLAGE AT AMELIA ISLAND LTD		155	8	5%	163
TUSCAN GARDENS OF VENETIA MANAGEMENT COMPANY		150	13	8%	163
US MEDICAL CARE, INC		146	17	10%	163
LAKEVIEW INTERNAL MEDICINE		110	52	32%	162
QUOTIENT SCIENCES		115	47	29%	162
SANDY PINES	2	141	18	11%	161
TUSCAN GARDENS OF PALM COAST		158	3	2%	161
SOMERBY LAKE NONA		154	7	4%	161
FIRST CHOICE PEDIATRICS SEMORAN		80	80	50%	160
GREENBRIAR REHABILITATION AND NURSING CENTER	1	159			160
STERLING HOUSE OF DELAND		159	1	1%	160
GLADES HEALTH CARE CENTER		157	3	2%	160
KEYSTONE REHAB		160			160
EXOSOME DIAGNOSTICS	1	141	17	11%	159
MEADOWCREST FAMILY PHYSICIANS		97	62	39%	159
ARCADIA HEALTH AND REHABILITATION CENTER		100	59	37%	159
CITRUS HEALTH AND REHAB		128	30	19%	158
CAYUGA MEDICAL CENTER AT ITHACA		153	5	3%	158
WUESTHOFF REF LABORATORY			158	100%	158
BEACON AT GULF BREEZE, THE	2	149	7	4%	158
PRECISION GENETICS, INC		153	5	3%	158
CLARE BRIDGE ORMOND BEACH	1	157			158
GENE BY GENE		61	97	61%	158
JACKSONVILLE NURSING AND REHAB CENTER		151	6	4%	157
TIMBERRIDGE NURSING HOME & REHAB		123	33	21%	156
Englewood Healthcare and Rehab		141	15	10%	156
GUEST HOUSE OCALA, THE		153	3	2%	156
NATURE COAST MEDICAL GROUP		68	88	56%	156

COVID-19: testing by laboratory

Data through Feb 7, 2021 verified as of Feb 8, 2021 at 09:25 AM

Data in this report are provisional and subject to change.

The numbers in the table below represent the number of Florida and non-Florida residents for whom test results were received by the Department of Health. A person can be tested by more than one laboratory and can have both positive and negative results. **Therefore, the sum of the numbers in each column will be larger than the total number of people tested.**

Reporting lab	Inconclusive	Negative	Positive	Percent positive	Total
ARDEN COURTS OF SEMINOLE		121	35	22%	156
ZON BEACHSIDE LLC		128	27	17%	155
CENTRAL FLORIDA HEALTHCARE GROUP LLC		134	21	14%	155
COCOA BEACH/ADVENT CENTRA		41	114	74%	155
THE ARLINGTON OF NAPLES INC.		152	3	2%	155
EDWARD J HEALEY REHAB & NURSING CENTER		155			155
PRUITT HEALTH		153	2	1%	155
LUIS A GHIGLINO MD PA		150	5	3%	155
WOODBIDGE FACILITY INC		151	4	3%	155
HEALTH CENTRAL CLINICAL LABORATORY		146	9	6%	155
ARDEN COURTS OF LARGO FL, LLC		141	13	8%	154
ADVANCED MEDICAL GROUP		1	153	99%	154
PENSACOLA PEDIATRICS, PA		137	17	11%	154
HEARTLAND PEDIATRICS OF LAKE PLACID PA		134	20	13%	154
PALMETTO FACILITY INC	1	153			154
DIAMOND RIDGE		147	7	5%	154
BRIGHTON EGGERT PHARMACY INC		149	5	3%	154
SOUTH BALDWIN REGIONAL MEDICAL CENTER		143	10	7%	153
MIRACLE HILL NURSING & REHABILITATION CENTER INC		148	5	3%	153
WHITE-WILSON MEDICAL CENTER - FORT WALTON BEACH		145	7	5%	152
CSL PLASMA		29	123	81%	152
FAWCETT MEMORIAL HOSPITAL-LAB		39	113	74%	152
NEW YORK CITY DEPARTMENT OF HEALTH & MENTAL		121	30	20%	151
BAY COUNTY SHERIFFS OFFICE JAIL FACILITY		134	17	11%	151
DEPARTMENT OF HEALTH BUREAU OF FAMILY		150	1	1%	151
WIMAUMA COMMUNITY HEALTH CENTER		114	37	25%	151
ROSECASTLE OF ZEPHRILLS		148	2	1%	150
MID FLORIDA PATHOLOGY LLC MOBILE UNIT #4		102	48	32%	150
LABORATORY OF FLORIDA		97	53	35%	150
MACCLENNY NURSING AND REHAB		134	16	11%	150
DOCTORS MEMORIAL FAMILY PRACTICE	2	115	33	22%	150
Chatham Glen Healthcare and Rehabilitation Center		143	6	4%	149
PRECISION HEALTH RESOURCES, LLC	1	133	15	10%	149
BAY VUE NURSING AND REHABILITATION CENTER		139	10	7%	149
GRACE PEDIATRICS		122	26	18%	148
BROOKDALE DESTIN		136	12	8%	148
NORTH FLORIDA INTERNAL MEDICINE PA		115	33	22%	148
DAIRY ROAD URGENT CARE		71	77	52%	148
SAMIR EBEID MD		134	14	9%	148
ANGELS DIAGNOSTIC GROUP		119	29	20%	148
SUWANNEE VALLEY NURSING CENTER		137	11	7%	148
GOLD CHOICE SENIOR COMMUNITIES		107	40	27%	147
REFUAH HEALTH CENTER LABORATORY		140	7	5%	147
SEAGRASS VILLAGE FLEMING ISLAND		110	36	25%	146
STERLING HOUSE OF PUNTA GORDA		145	1	1%	146
CHILDREN MED CARE INC		123	22	15%	145

COVID-19: testing by laboratory

Data through Feb 7, 2021 verified as of Feb 8, 2021 at 09:25 AM

Data in this report are provisional and subject to change.

The numbers in the table below represent the number of Florida and non-Florida residents for whom test results were received by the Department of Health. A person can be tested by more than one laboratory and can have both positive and negative results. **Therefore, the sum of the numbers in each column will be larger than the total number of people tested.**

Reporting lab	Inconclusive	Negative	Positive	Percent positive	Total
MOBILE INFIRMARY MED CENTER PATH LAB		130	15	10%	145
REGENCY CARE OF BLOUNTSTOWN LLC		135	10	7%	145
BROOKDALE ORANGE PARK		144	1	1%	145
MORSE LIFE MEMORY CARE RESIDENCE		138	7	5%	145
NCRNC INC		140	4	3%	144
POINTE, THE		117	27	19%	144
WORKPLACE SCREENING INTELLIGENCE			143	100%	143
PALM BEACH COUNTY HEALTH DEPT LAB	4	133	6	4%	143
JEFFERY WEINZWEIG		2	141	99%	143
HUNT CLUB PEDIATRIC ASSOCIATES PA		88	55	38%	143
Quail Run Health Care Center		143			143
ADVENTHEALTH CENTRA CARE PONCIANA	1	81	60	42%	142
SUNNY HILLS ALF OF SEBRING INC		131	11	8%	142
SPRINGS AT LAKE POINTE WOODS		140	2	1%	142
AFTER HOURS PEDIATRICS INC	1	1	140	99%	142
LAKEVIEW TERRACE RETIREMENT COMMUNITY		125	17	12%	142
NOVARI CARE LLC		97	44	31%	141
QUICK CARE MED LLC	1	120	20	14%	141
PORT ST LUCIE REHABILITATION AND HEALTHCARE		98	43	30%	141
VENICE REGIONAL BAYFRONT HEALTH (PULMONARY)		126	15	11%	141
WRIGHTS HEALTH CARE AND REHABILITATION CENTER		111	30	21%	141
FLORIDA ATLANTIC UNIVERSITY STUDENT HEALTH		112	29	21%	141
SUNCOAST URGENT CARE		103	38	27%	141
UNITED CLINICAL LABORATORIES		132	9	6%	141
OAKS OF KISSIMMEE HEALTH AND REHABILITATION CENTER		138	3	2%	141
PROVIDENCE HOSPITAL LABORATORY		132	8	6%	140
ELLENTON PEDIATRICS PA		129	11	8%	140
ARDEN COURTS OF TAMPA		138	1	1%	139
Gulf Coast Healthcare (Longwood Health and Rehab		118	21	15%	139
FARAH MEDICAL		129	10	7%	139
The Crossroads		137	1	1%	138
FAMILY EXTENDED CARE OF CENTRAL TAMPA		121	17	12%	138
AMERICAN PATHOLOGY PARTNERS		136	2	1%	138
ST PETERSBURG PEDIATRICS-EAST BAY	1	111	26	19%	138
PEDIATRICS OF GREATER ORLANDO		121	16	12%	137
FHMG-FLORIDA HOSPITAL MEDICAL GROUP		115	22	16%	137
MOBILE MEDICAL ASSOCIATES PL	6	106	25	18%	137
MANOR AT BLUEWATER BAY		131	6	4%	137
ADVENT HEALTH CENTRA CARE - CITRUS PARK		9	128	93%	137
MILLENNIUM LAB SERVICES			137	100%	137
PPC-LAB EDI ORCHARD BI		129	8	6%	137
GRAVITY DIAGNOSTICS, LLC		36	100	74%	136
ADVENT HEALTH CENTRA CARE - DELAND		28	108	79%	136
COASTAL INTERNAL MEDICINE		100	36	26%	136
BAY EDUCATORS WELLNESS CENTER		83	53	39%	136
DAYS PRING VILLAGE		113	22	16%	135

COVID-19: testing by laboratory

Data through Feb 7, 2021 verified as of Feb 8, 2021 at 09:25 AM

Data in this report are provisional and subject to change.

The numbers in the table below represent the number of Florida and non-Florida residents for whom test results were received by the Department of Health. A person can be tested by more than one laboratory and can have both positive and negative results. **Therefore, the sum of the numbers in each column will be larger than the total number of people tested.**

Reporting lab	Inconclusive	Negative	Positive	Percent positive	Total
PEDIATRIC CARE CENTER		135			135
POMPANO REHABILITATION AND NURSING CTR		135			135
HIALEAH SHORES NURSING AND REHAB CENTER		127	8	6%	135
IRL MARKET LAB ALACHUA		104	31	23%	135
ADVENT HEALTH CENTRA CARE - ORANGE CITY	1	53	81	60%	135
LONGWOOD HEALTH AND REHABILITATION CENTER		125	10	7%	135
LabCorp L#09258090 M#09258105		74	60	45%	134
PHYSICIANS REGIONAL MEDICAL CENTER - PINE RIDGE		19	115	86%	134
MY HEALTHY BLUEPRINT BY BAPTIST HEALTH CARE		106	28	21%	134
ADVANCED MEDICAL CENTER		86	48	36%	134
CROSSWINDS HEALTH AND REHABILITATION CENTER		133	1	1%	134
GULF COAST MEDICAL CENTER		131	3	2%	134
ARDEN COURTS OF DELRAY BEACH FL LLC	3	126	5	4%	134
FORT WALTON REHABILITATION CENTER		96	37	28%	133
ADVENT HEALTH - DELTONA ER		96	37	28%	133
SONATA COCONUT CREEK	2	108	23	17%	133
Hampton Court Nursing and Rehabilitation Center		131	2	2%	133
WEDGEWOOD HEALTHCARE CENTER		92	40	30%	132
DOCTOR'S IN HOUSE LABORATORY		18	114	86%	132
GRAVITY DIAGNOSTICS		45	87	66%	132
BROOKDALE LAKE TAVARES		129	3	2%	132
THE REHABILITATION CENTER OF LAKE CITY		127	5	4%	132
THE WELLNESS CENTER AT LAKEWOOD RANCH		43	88	67%	131
INTEGRATED REGIONAL LABORATORIES		119	12	9%	131
WALGREENS 6221		116	15	11%	131
ALTAMONTE MD			130	100%	130
CENTRACARE		17	113	87%	130
HOLISTIC PEDIATRICS GROUP LLC		112	18	14%	130
VILLAGE PLACE NH LLC		105	24	19%	129
CHEEK AND SCOTT DRUGS INC		106	23	18%	129
RITECARE MEDICAL CENTER		78	51	40%	129
CRANE CENTER		98	31	24%	129
BMHSI-AEL MICROBIOLOGY LABORATORY	2	102	25	19%	129
TRI-COUNTY NURSING HOME		117	11	9%	128
ALL FLORIDA FAMILY AND SPORTS MEDICINE		111	17	13%	128
SOUTH CAMPUS FACILITY INC		122	6	5%	128
DESOTO PALMS ALF		123	5	4%	128
GESSLER CLINIC PA		98	29	23%	127
CHARTER SENIOR LIVING OF PANAMA CITY BEACH		106	21	17%	127
CORE BIO LABS		76	51	40%	127
DOLPHIN POINTE HEALTH CARE LLC		109	18	14%	127
REGENCY PARK		109	18	14%	127
SHOAL CREEK REHABILITATION CENTER		85	42	33%	127
HILLSBOROUGH COUNTY DEVELOPMENTAL CTR	1	117	8	6%	126
KINDRED HOSPITAL THE PALM BEACHES		121	5	4%	126
MV MEDICAL PRACTICE DBA PRIMARY URGENT CARE		119	7	6%	126

COVID-19: testing by laboratory

Data through Feb 7, 2021 verified as of Feb 8, 2021 at 09:25 AM

Data in this report are provisional and subject to change.

The numbers in the table below represent the number of Florida and non-Florida residents for whom test results were received by the Department of Health. A person can be tested by more than one laboratory and can have both positive and negative results. **Therefore, the sum of the numbers in each column will be larger than the total number of people tested.**

Reporting lab	Inconclusive	Negative	Positive	Percent positive	Total
PALMS MEDICAL GROUP HIGH SPRINGS		103	23	18%	126
FLORIDA DEPARTMENT OF HEALTH IN TAYLOR COUNTY	1	87	38	30%	126
LIFE CARE CENTER OF ALTAMONTE SPRINGS		102	24	19%	126
Nemours Children's Urgent Care		80	46	37%	126
ADVENTHEALTH HOSPICE CARE CENTRAL FLORIDA		126			126
FOUNTAIN INN NURSING & REHABILITATION CTR, INC		119	6	5%	125
FLAGLER COUNTY DETENTION CENTER		122	3	2%	125
QUEENS HOSPITAL CENTER		118	7	6%	125
CARENOW URGENT CARE - LAKE MARY			125	100%	125
220 GOLDEN, LLC	1	109	15	12%	125
ARBOR GLEN AT ARBOR TRACE	2	113	9	7%	124
VIPEDIATRICS PLLC		114	10	8%	124
MANOR CARE OF PALM HARBOR		123	1	1%	124
THE CLUB AND REHABILITATION CENTER		123	1	1%	124
Signature healthcare of Jacksonville		118	5	4%	123
ISLAND HEALTH AND REHABILITATION CENTER		122	1	1%	123
PALM BEACH COUNTY FIREFIGHTERS HEALTH CLINIC, LLC		96	27	22%	123
TUSCAN ISLE CHAMPIONSGATE OP CO LLC		120	2	2%	122
WESLEY HAVEN VILLA	1	113	8	7%	122
STEWART MEDICAL GROUP		34	88	72%	122
ADVENT HEALTH CENTRA CARE - BRANDON		31	91	75%	122
SUMMERFIELD EMERGENCY ROOM		95	27	22%	122
COQUINA CENTER		119	3	2%	122
SEAVIEW NURSING AND REHABILITATION CENTER		120	1	1%	121
Lakeside Nursing and Rehabilitation Center	1	95	25	21%	121
HAWKINS FAMILY MEDICINE LLC		78	43	36%	121
HIGHLANDS URGENT CARE			121	100%	121
SEA PINES REHABILITATION HOSPITAL		120	1	1%	121
PARKVIEW HEALTH		121			121
SOUTHLAND SUITES OF ORMOND BEACH	4	116			120
PROVISTA DIAGNOSTICS, INC		117	3	3%	120
URGENT CARE TCMA			120	100%	120
FOUNTAINS OF HOPE LLC, THE		119	1	1%	120
MEYER PEDIATRICS		107	13	11%	120
SURREY PLACE CARE CENTER		113	6	5%	119
BOSTON RED SOX CLUB LP		117	2	2%	119
SUNY UPSTATE MEDICAL UNIVERSITY		113	6	5%	119
CLINICA HISPANA		1	118	99%	119
MATHISON RETIREMENT COMMUNITY		114	5	4%	119
WILLOW BROOKE COURT AT AZALEA TRACE		119			119
PALMS FACILITY INC		104	15	13%	119
FLORIDA DEPARTMENT OF HEALTH IN LAKE COUNTY	1	76	41	35%	118
RDX BIOSCIENCE		60	58	49%	118
PEDIATRIC SPECIALISTS MEDICAL GROUP	1	107	10	8%	118
CARENOW LAKE MARY			118	100%	118
NORTH FL SOUTH GA HCS-MALCOM RANDALL VAMC			118	100%	118

COVID-19: testing by laboratory

Data through Feb 7, 2021 verified as of Feb 8, 2021 at 09:25 AM

Data in this report are provisional and subject to change.

The numbers in the table below represent the number of Florida and non-Florida residents for whom test results were received by the Department of Health. A person can be tested by more than one laboratory and can have both positive and negative results. **Therefore, the sum of the numbers in each column will be larger than the total number of people tested.**

Reporting lab	Inconclusive	Negative	Positive	Percent positive	Total
COASTAL HEALTH AND REHAB		110	8	7%	118
MINUTECLINIC DIAGNOSTIC OF RHODE ISLAND, LLC #729		113	4	3%	117
Avante at Melbourne		116	1	1%	117
NEIGHBORHOOD MEDICAL CENTER		112	5	4%	117
WILLOWBROOKE COURT AT ST ANDREWS ESTATES		112	5	4%	117
HOSPICE OF ST FRANCIS INC□		112	5	4%	117
BELVEDERE COMMONS OF FORT WALTON BEACH		107	10	9%	117
SONATA DELRAY BEACH		109	8	7%	117
ARDEN COURTS OF FORT MYERS		113	3	3%	116
BROOKDALE FORT MYERS THE COLONY		112	4	3%	116
LEE COUNTY SCHOOL DISTRICT	1	108	7	6%	116
RDV SPORTSPLEX PEDIATRICS		96	20	17%	116
TGH URGENT CARE – SEMINOLE			116	100%	116
FINNISH AMERICAN REST HOME-ALF		114	2	2%	116
DB MD		104	12	10%	116
WINDERMERE MEDICAL CENTER		112	4	3%	116
IQBAL A FARUQUI MD□		86	29	25%	115
SUNFLOWER SPRINGS ASSISTED LIVING		105	10	9%	115
ISLAND URGENT CARE PLLC DBA AFC URGENT CARE		114	1	1%	115
HARBORCHASE OF VERO BEACH		100	15	13%	115
VILLAGE PEDIATRICS LLC		91	23	20%	114
PHYSICIAN PARTNERS PERRY		54	60	53%	114
VENICE REGIONAL MEDICAL CENTER BAYFRONT HEALTH		53	61	54%	114
PSL NAPLES BH OPERATIONS, LLC		114			114
DIAGNOSTIC LABORATORY OF OKLAHOMA		91	23	20%	114
MILLER BIOCONNECT		95	19	17%	114
CABANA AT JENSEN DUNES, THE		110	3	3%	113
TIFFANY HALL NURSING AND REHAB CENTER		104	9	8%	113
VILLA MARIA WEST SKILLED NURSING FACILITY		106	7	6%	113
SEASIDE HEALTH AND REHABILITATION CENTER		56	57	50%	113
MAINSTREAM DIAGNOSTIC LABORATORY LLC		98	15	13%	113
CLEARWATER STATMED QUICK QUALITY CLINICS		37	76	67%	113
WEST COAST FAMILY MEDICAL CARE		86	27	24%	113
KINDRED HOSPITAL-BAY AREA-ST PETERSBURG LAB	1	105	6	5%	112
ALLIED HEALTH FORT PIERCE		112			112
BROOKDALE COLONIAL PARK	2	109	1	1%	112
NO FLORIDA PEDIATRICS, PA - BRADFORD		95	17	15%	112
RESEARCH CENTERS OF AMERICA, LLC		91	21	19%	112
TREASURE COAST MEDICAL ASSOCIATES		4	108	96%	112
BROWARD HEALTH CORAL SPRINGS EPIDEMIOLOGY DEPT		1	110	99%	111
AMERICAN HOUSE-BONITA SPRINGS□		110	1	1%	111
BROOKDALE CAPE CORAL		111			111
PROMPT CARE OF CENTRAL FLORIDA			111	100%	111
ELAN BUENA VISTA		95	15	14%	110
LAKE HOUSE ASSISTED LIVING		93	17	15%	110
SONNIS PEDIATRICS PA		98	12	11%	110

COVID-19: testing by laboratory

Data through Feb 7, 2021 verified as of Feb 8, 2021 at 09:25 AM

Data in this report are provisional and subject to change.

The numbers in the table below represent the number of Florida and non-Florida residents for whom test results were received by the Department of Health. A person can be tested by more than one laboratory and can have both positive and negative results. **Therefore, the sum of the numbers in each column will be larger than the total number of people tested.**

Reporting lab	Inconclusive	Negative	Positive	Percent positive	Total
FLORIDA HEALTH CARE PLANS INC		1	109	99%	110
FAWCETT MEMORIAL HOSPITAL LABORATORY			110	100%	110
MIAMI VA HEALTHCARE SYSTEM			110	100%	110
NAVARRE GARDENS LLC		85	25	23%	110
SH HERON EAST LLC□		100	10	9%	110
CHERRY OAK PALM BEACH COUNTY		104	6	5%	110
HOBDAIRI FAMILY HEALTH LLC□		76	33	30%	109
Courtyards of Orlando Care Center		101	8	7%	109
GENOSUR LLC		105	4	4%	109
MG PORT CHARLOTTE II SUBTENANT LLC		98	11	10%	109
PHYSICIANS REGIONAL CLINIC		82	27	25%	109
MIDWAY PRIMARY CARE, LLC		79	30	28%	109
PANAMA PHARMACY	3	89	17	16%	109
EVANS HEALTH CARE		106	2	2%	108
MONTEFIORE MEDICAL CENTER LABORATORIES - MOSES		99	9	8%	108
EAST NEW YORK DIAGNOSTIC AND TREATMENT		103	5	5%	108
BAY VIEW HEALTHCARE		85	22	21%	107
WINDSOR OF LAKEWOOD RANCH,THE		106	1	1%	107
GRAND OAKS HEALTH & REHABILITATION		106	1	1%	107
CITRUS MEMORIAL HOSPITAL			107	100%	107
THE COURTYARD ASSISTED LIVING		103	4	4%	107
WHITE WILSON MEDICAL CENTER IMMEDIATE CARE		12	95	89%	107
BROOKDALE JENSEN BEACH□		103	3	3%	106
Sandy Ridge Center for Rehabilitation and Healing		85	21	20%	106
CLARE BRIDGE OF CAPE CORAL	1	105			106
TGH URGENT CARE - TYRONE		2	104	98%	106
MD 365 MEDICAL CARE		105	1	1%	106
VITAS HEALTHCARE CORPORATION OF FLORIDA		103	3	3%	106
MINUTECLINIC LLC #4987		92	14	13%	106
HEART OF FLORIDA REGIONAL MED CTR		35	71	67%	106
SMILEY MEDICAL GROUP		77	28	27%	105
ADVENTHEALTH MEDICAL GROUP FAMILY MEDICINE AT		83	22	21%	105
MEDICAL CONSULTANTS OF FLORIDA DBA	1	90	14	13%	105
VISTA MANOR		92	12	12%	104
NADAL PEDIATRICS		86	18	17%	104
GRANDE, THE□	2	98	4	4%	104
NORTH FLORIDA EVALUATION AND TREATMENT CENTER	2	97	5	5%	104
QUICK CARE MED PL CR		80	24	23%	104
JACKSONVILLE UNIVERSITY		95	9	9%	104
UNIVERSITY MEDICAL CENTER SUITES		91	13	13%	104
PREDICTIVE LABORATORIES, INC	1	90	12	12%	103
BROOKDALE PENSACOLA		102	1	1%	103
NAVY HOSPITAL			103	100%	103
MEDICATION ROOMS-CSU/CI NURSE STATION	1	94	8	8%	103
THREE OAKS PHARMACY INC		94	8	8%	102
CCS - PAUL REIN DETENTION FACILITY		75	27	26%	102

COVID-19: testing by laboratory

Data through Feb 7, 2021 verified as of Feb 8, 2021 at 09:25 AM

Data in this report are provisional and subject to change.

The numbers in the table below represent the number of Florida and non-Florida residents for whom test results were received by the Department of Health. A person can be tested by more than one laboratory and can have both positive and negative results. **Therefore, the sum of the numbers in each column will be larger than the total number of people tested.**

Reporting lab	Inconclusive	Negative	Positive	Percent positive	Total
UNIVERSITY HEALTH SYSTEM INC		92	10	10%	102
Summit Medical Group		92	9	9%	101
FAMILY MEDICAL CARE OF PALM BEACH		41	60	59%	101
WALTON PLACE		101			101
WESTWOOD NURSING & REHAB		68	33	33%	101
CITY OF PORT SAINT LUCIE		93	8	8%	101
JACKSON COUNTY HEALTH DEPARTMENT		64	36	36%	100
Consulate Health Care of Port Charlotte		98	2	2%	100
North Lake Care Center		99	1	1%	100
LODGE HEALTH AND REHABILITATION CENTER, THE		69	31	31%	100
SOLARIS SENIOR LIVING OF MERRITT ISLAND		97	3	3%	100
TRADITION MEDICAL CENTER LABORATORY		48	52	52%	100
CENTRAL FLORIDA HEALTH CARE		47	52	53%	99
JUNO DERMATOLOGY LLC		88	11	11%	99
CHARLES CROFT MD	1	96	1	1%	98
MAGNOLIA MEDICAL CLINIC		11	87	89%	98
IMA MEDICAL GROUP		50	48	49%	98
BIODESIX, INC.		73	25	26%	98
DOUGLAS T JACOBSON STATE VETERANS HOME		98			98
FLORIDA COMMUNITY HEALTH CENTERS INC			98	100%	98
GLOBAL CENTRAL LABS AT PPD	2	88	8	8%	98
PINELLAS CARE CENTER		71	27	28%	98
SEMINOLE COUNTY HEALTH DEPARTMENT		79	19	19%	98
LAKE REGIONAL URGENT CARE		4	94	96%	98
SOUTH BALDWIN MEDICAL CENTER GULF SHORES		77	21	21%	98
PLAZA OF HALLANDALE BEACH		98			98
URINEGOODHANDS LLC		96	2	2%	98
WELLOW URGENT CARE PC		97			97
MED COMP SCIENCES		1	96	99%	97
ELMCROFT OF BELLA VITA		89	8	8%	97
WHITE PLAINS HOSPITAL CENTER LAB		93	4	4%	97
HEALTH CENTERS AT BRENTWOOD		96	1	1%	97
LATE HOURS URGENT CARE		58	39	40%	97
BAYSHORE MEMORY CARE		96			96
WESTCHESTER MEDICAL CENTER		93	3	3%	96
PEDIATRIC ASSOCIATES ORLANDO		82	14	15%	96
MARKET STREET VIERA		95	1	1%	96
LANDMARK, THE		48	48	50%	96
CLEVELAND CLINIC FOUNDATION		12	83	87%	95
APLS SERVICES LLC D/B/A CLEAR DIAGNOSTICS	9	86			95
MY CLINICAL LAB INC		17	78	82%	95
ARBOR TRAIL		77	18	19%	95
PEDIATRIC CARE CENTER- JACKSONVILLE BEACH		67	28	29%	95
JPR URGENT MEDICAL CARE		95			95
MACADAMS HOME HEALTH AGENCY		94	1	1%	95
THE TERRACE OF KISSIMMEE		80	15	16%	95

COVID-19: testing by laboratory

Data through Feb 7, 2021 verified as of Feb 8, 2021 at 09:25 AM

Data in this report are provisional and subject to change.

The numbers in the table below represent the number of Florida and non-Florida residents for whom test results were received by the Department of Health. A person can be tested by more than one laboratory and can have both positive and negative results. **Therefore, the sum of the numbers in each column will be larger than the total number of people tested.**

Reporting lab	Inconclusive	Negative	Positive	Percent positive	Total
DEVANSH LAB WERKS INC		79	16	17%	95
SIGNATURE HEALTHCARE OF PORT CHARLOTTE		88	7	7%	95
CROSS CITY REHABILITATION AND HEALTH CARE CENTER		72	23	24%	95
KINDRED HOSPITAL MELBOURNE	1	91	2	2%	94
J FRANK AVEY MD		75	19	20%	94
AYERS HEALTH & REHABILITATION CENTER		90	4	4%	94
SEMINOLE SPORTS AND FAMILY MEDICINE		84	10	11%	94
AMERICAN FAMILY MEDICAL LLC		58	36	38%	94
PICH KTM CORP DBA MEDTOWN PHARMACY		79	15	16%	94
HOSPICE OF THE TREASURE COAST		91	3	3%	94
ST MARK ASSISTED LIVING CENTER	1	82	11	12%	94
NAPHCARE, INC AT MANATEE COUNTY JAIL		69	25	27%	94
DIAGNOSTIC SOLUTIONS		3	91	97%	94
HOSPICE OF THE EMERALD COAST INC - PANAMA CITY	2	85	6	6%	93
VIERA HOSPITAL			93	100%	93
DOS OF NORTH SHORES NURSING & REHAB CENTER		93			93
CONSULATE HEALTH CARE OF SARASOTA	1	92			93
ADVENTHEALTH MEDICAL GROUP PRIMARY CARE		89	4	4%	93
VILLAS OF HOLLY BROOK - BRADENTON 14TH		93			93
Mt Sinai Aventura			92	100%	92
Flagler Health and Rehabilitation		91	1	1%	92
PINELLAS COUNTY JAIL			92	100%	92
EMBRY RIDDLE AERONAUTICAL UNIVERSITY HEALTH SERVICES		1	91	99%	92
Cross Landings Health and Rehabilitation		91	1	1%	92
ORLANDO LUTHERAN TOWERS ASSISTED LIVING		92			92
WHITE WILSON MEDICAL CENTER PA - NAVARRE		13	79	86%	92
HURLBURT FIELD CLINIC		39	53	58%	92
PROFESSIONAL URGENT CARE SERVICES		64	28	30%	92
HERON CLUB AT PRESTANCIA		89	2	2%	91
ADVENT HEALTH CENTRA CARE - WATERMAN		78	13	14%	91
KORGENE LAB	1	23	67	74%	91
CITRUS MEMORIAL HEALTH SYSTEM LAB		2	89	98%	91
ISLAND DOCTORS		10	81	89%	91
RIDGEWOOD DIAGNOSTIC LABORATORY		87	4	4%	91
JUPITER MEDICAL CENTER URGENT CARE - STUART		62	29	32%	91
KALEIDA HEALTH CENTER FOR LABORATORY		84	6	7%	90
QPS, LLC		87	3	3%	90
KEYS MEDICAL GROUP			90	100%	90
CRYSTAL RIVER HEALTH & REHAB		90			90
MAGNOLIA DIAGNOSTIC		2	88	98%	90
MIAMI BEACH COMMUNITY HEALTH CENTER		1	88	99%	89
ROHR HOME		86	3	3%	89
STUART LODGE LIVING LLC		66	23	26%	89
FLAGLER COLLEGE HEALTH SERVICES		63	26	29%	89
HARBORCHASE OF NAPLES		76	13	15%	89
FREEDOM INN AT TARPON SPRINGS		81	7	8%	88

COVID-19: testing by laboratory

Data through Feb 7, 2021 verified as of Feb 8, 2021 at 09:25 AM

Data in this report are provisional and subject to change.

The numbers in the table below represent the number of Florida and non-Florida residents for whom test results were received by the Department of Health. A person can be tested by more than one laboratory and can have both positive and negative results. **Therefore, the sum of the numbers in each column will be larger than the total number of people tested.**

Reporting lab	Inconclusive	Negative	Positive	Percent positive	Total
AVERO DIAGNOSTICS		64	24	27%	88
GOVERNOR'S CREEK HEALTH & REHABILITATION		87	1	1%	88
MCW MENTAL HEALTH LLC		86	2	2%	88
CAREMOUNT MEDICAL - PATHOLOGY		85	3	3%	88
FIRSTCARE CLINIC		40	48	55%	88
MARTIN ACQUISITION 1 LLC DBA		75	13	15%	88
PACIFIC ANALYTICS			87	100%	87
LAKE GIBSON VILLAGE, LLC		84	3	3%	87
BRANDON HEALTH AND REHABILITATION CENTER	1	85	1	1%	87
LIFE BRITE		72	15	17%	87
NORTH FLORIDA SPINE AND WELLNESS		67	20	23%	87
JEFFERSON COUNTY HEALTH DEPARTMENT-MONTICELLO		61	26	30%	87
PRIME HEALTH OF NORTH PORT LLC		79	8	9%	87
JOHN KNOX VILLAGE OF FLORIDA ALF	1	83	3	3%	87
ADVENT HEALTH - PALM HARBOR ER		64	23	26%	87
PENNSYLVANIA DEPT OF HEALTH		20	67	77%	87
The Grove Health and Rehabilitation		63	23	27%	86
BAHIA OAKS LODGE		84	2	2%	86
A PLUS PEDIATRICS		73	13	15%	86
PENSACOLA DEVELOPMENTAL CENTER		67	19	22%	86
LECONTE MEDICAL CENTER LAB		68	18	21%	86
DISCOVERY VILLAGE AT THE FORUM		86			86
Peninsula Care and Rehab		74	12	14%	86
Centre Pointe Health and Rehabilitation Center		75	11	13%	86
The Ponce Therapy Care Center		82	4	5%	86
ALTERNATIVE LIVING, INC DBA TWIN CITIES PAVILION		83	2	2%	85
NSPIRE HEALTHCARE TAMARAC		80	5	6%	85
GEORGE SAFRAN MD PC		77	8	9%	85
PEDIATRICS IN BREVARD PA- ROCKLEDGE		54	31	36%	85
SOUTH GEORGIA MEDICAL CENTER		48	37	44%	85
W. FRANK WELLS NURSING HOME		84	1	1%	85
MIAMI SHORES NURSING & REHAB		85			85
East Bay Rehabilitation Center		51	34	40%	85
PINES OF SARASOTA GARDEN		84			84
HEALTHPOINT MED GRP OF THE EMERALD COAST LLC		62	22	26%	84
RITE MEDICAL CARE PC		83	1	1%	84
CLYDE E LASSEN STATE VETERANS NURSING HOME		59	25	30%	84
NITE LITE PEDIATRICS - JACKSONVILLE		76	8	10%	84
SEVEN HILLS HEALTH AND REHABILITATION CENTER		68	16	19%	84
LAFAYETTE NURSING AND REHABILITATION CENTER		81	2	2%	83
KINDRED HOSPITAL - SOUTH FLORIDA		83			83
SUMMIT MEDICAL GROUP PA		75	8	10%	83
ANCHOR CARE AND REHABILITATION CENTER		82	1	1%	83
LABCORP RTP		32	51	61%	83
KINDRED HOSPITAL NORTH FLORIDA	3	75	5	6%	83
PANCARE HEALTH GULF COUNTY		57	26	31%	83

COVID-19: testing by laboratory

Data through Feb 7, 2021 verified as of Feb 8, 2021 at 09:25 AM

Data in this report are provisional and subject to change.

The numbers in the table below represent the number of Florida and non-Florida residents for whom test results were received by the Department of Health. A person can be tested by more than one laboratory and can have both positive and negative results. **Therefore, the sum of the numbers in each column will be larger than the total number of people tested.**

Reporting lab	Inconclusive	Negative	Positive	Percent positive	Total
WALGREENS #12673		81	2	2%	83
LABCORP EMPLOYER SERVICES		82	1	1%	83
SUNSHINE GARDENS		82	1	1%	83
AMERICAN HOUSE COCONUT POINT		73	10	12%	83
JUPITER MEDICAL CENTER URGENT CENTER		56	26	32%	82
CANOPY ON BERRYHILL, THE		51	31	38%	82
THE PAVILION FOR HEALTH CARE		72	10	12%	82
A2Z DIAGNOSTICS		81	1	1%	82
LAB		29	53	65%	82
CARE CENTERS OF NASSAU		79	3	4%	82
Lexington Health and Rehabilitation Center		82			82
RIVERSIDE RECOVERY OF TAMPA		81	1	1%	82
LORI MCAULIFFE MD PA		65	17	21%	82
ADVANCED EMURGENT CARE		27	54	67%	81
D PEDIATRICS		75	6	7%	81
OPPENHEIMER PLASTIC SURGERY LLC		76	5	6%	81
BIO-TECH CLINICAL LABORATORIES		41	40	49%	81
PALMS EDGE	1	74	6	7%	81
MINNESOTA TWINS		76	5	6%	81
MILLENNIUM PHYSICIAN GROUP LLC		66	14	18%	80
MEMORY CARE OF NAPLES		80			80
Crystal Health & Rehab Center		77	3	4%	80
ATRIUM AT LIBERTY PARK		76	4	5%	80
SENIOR LIVING VII TAMPA LLC	1	70	9	11%	80
SONATA WEST		77	2	3%	79
VETERANS AFFAIRS MEDICAL CENTER - PALO ALTO		28	51	65%	79
LABFIRST - DEPARTMENT OF PATHOLOGY		76	3	4%	79
GRAND OAKS OF JENSEN BEACH LLC		79			79
EDGEWATER AT WATERMAN VILLAGE		78	1	1%	79
BALMORAL TENANT SERVICES INC	1	43	35	44%	79
CBS LABS OF TAMPA LLC		3	76	96%	79
MINUTECLINIC DIAGNOSTIC OF SOUTH CAROLINA, LLC		65	14	18%	79
CATHOLIC HEALTH SYSTEM DEPT LABORATORY		77	2	3%	79
EC OPCO CARROLLWOOD LLC		73	6	8%	79
ERIE COUNTY MEDICAL CTR CLINICAL LABS		75	4	5%	79
BENTON HOUSE AT OAKLEAF		51	28	35%	79
STONY BROOK UNIVERSITY MEDICAL CENTER		65	14	18%	79
MICRO PATH LABORATORIES INC		77	2	3%	79
LABCORP BURLINGTON		53	25	32%	78
HUNTSVILLE HOSPITAL LABORATORY		53	25	32%	78
NEW SMYRNA BEACH URGENT CARE			78	100%	78
CLERMONT URGENT CARE			78	100%	78
LAKE MORTON PLAZA		75	3	4%	78
ST PETERSBURG PEDIATRICS-SEMINOLE		68	10	13%	78
HIGHLANDS MEDICAL CENTER		75	3	4%	78
WINDSOR OAKS		77	1	1%	78

COVID-19: testing by laboratory

Data through Feb 7, 2021 verified as of Feb 8, 2021 at 09:25 AM

Data in this report are provisional and subject to change.

The numbers in the table below represent the number of Florida and non-Florida residents for whom test results were received by the Department of Health. A person can be tested by more than one laboratory and can have both positive and negative results. **Therefore, the sum of the numbers in each column will be larger than the total number of people tested.**

Reporting lab	Inconclusive	Negative	Positive	Percent positive	Total
Madison Health and Rehabilitation Center		42	35	45%	77
PLYMOUTH HOME FOR ADULTS, INC.	8	68	1	1%	77
ORANGE CITY NURSING AND REHAB		75	2	3%	77
HAWTHORN HOUSE		65	12	16%	77
CCS - BROWARD COUNTY JAIL		71	6	8%	77
TRUE NORTH HEALTH NAVIGATION LLC DBA DISPATCHHEALTH	1	60	16	21%	77
DIATHERIX LABORATORIES		40	37	48%	77
ESCAMBIA COUNTY JAIL		53	24	31%	77
A COUNTRY PLACE ASSISTED LIVING FACILITY		75	2	3%	77
STAR CARE		70	7	9%	77
DYNAMIC MEDICAL USA			76	100%	76
SACRED HEART HEALTH SYSTEM INC		53	23	30%	76
Kindred Hospital South Florida Hollywood SNU		72	4	5%	76
CLINICAL PATHOLOGY ASSOCIATES-SONIC REFERENCE LAB		76			76
S-H THIRTY-FIVE OPCO- PORT ST LUCIE, LLC	1	75			76
AVANTE AT OCALA INC		55	21	28%	76
PARK OF THE PALMS INC		76			76
DELAND WELLNESS CENTER			76	100%	76
NORTH PORT REHABILITATION AND NURSING CENTER		75	1	1%	76
WINDSOR REFLECTIONS		75	1	1%	76
ALL MY KIDS PEDIATRICS INC		55	20	27%	75
MOBILE PHYSICIAN SERVICES INC		67	8	11%	75
ADVENT HEALTH - TIMBERRIDGE ER		60	15	20%	75
BOND CLINIC PA		43	32	43%	75
QUALITY URGENT CARE AND WELLNESS PL	1	44	30	40%	75
HOSPICE OF MARTIN & ST LUCIE, INC		72	3	4%	75
PROMEDICA LABORATORIES		21	54	72%	75
ADVENTHEALTH EXPRESSCARE		45	30	40%	75
BAPTIST MEDICAL CENTER SOUTH		60	15	20%	75
EAST ALABAMA MEDICAL CENTER LABORATORY		63	12	16%	75
MD 365 MEDICAL CARE PLLC		74			74
CENTURY CENTER FOR REHABILITATION & HEALING		56	18	24%	74
STERLING HOUSE OF WINTER HAVEN		71	3	4%	74
PATHWAY PHARMACY		52	22	30%	74
HEALTH FIRST - PALM BAY HOSPITAL		2	72	97%	74
NOAH CLINICAL LABORATORY		63	11	15%	74
The Crossings		74			74
CONSULATE HEALTH CARE - LAKE MARY		72	1	1%	73
WATERCREST ST LUCIE WEST	1	69	3	4%	73
AZALEA TRACE PHYSICIAN SERVICES		72	1	1%	73
SANIBEL INTERNAL MEDICINE, LLC		70	3	4%	73
GIBBENS FAMILY MEDICAL, LLC		57	16	22%	73
CHAMBREL AT ISLAND LAKE		70	3	4%	73
ST VINCENT'S AMBULATORY CARE INC DBA	2	58	13	18%	73
BROOKDALE OVIEDO		71	2	3%	73
NORTH BEACH REHABILITATION CENTER		72	1	1%	73

COVID-19: testing by laboratory

Data through Feb 7, 2021 verified as of Feb 8, 2021 at 09:25 AM

Data in this report are provisional and subject to change.

The numbers in the table below represent the number of Florida and non-Florida residents for whom test results were received by the Department of Health. A person can be tested by more than one laboratory and can have both positive and negative results. **Therefore, the sum of the numbers in each column will be larger than the total number of people tested.**

Reporting lab	Inconclusive	Negative	Positive	Percent positive	Total
SCOTT LAKE HEALTH AND REHABILITATION CENTER		71	2	3%	73
LAB PLUS, LLC AT SAINT THOMAS WEST HOSPITAL		58	14	19%	72
ARBOR TERRACE SAN JOSE LLC	3	67	2	3%	72
HAVEN OF OUR LADY OF PEACE		72			72
BROWARD HEALTH MEDICAL CENTER CLINICAL LAB			72	100%	72
HUNTINGTON HOSPITAL LABORATORY		69	3	4%	72
SEMINOLE TRIBE OF FLORIDA		56	16	22%	72
CRAIG BERGER MD PL D/B/A BAY AREA EYE INSTITUTE		72			72
SIMED LABORATORY		57	15	21%	72
BROWARD HEALTH MEDICAL CENTER		3	69	96%	72
CENTRAL BALDWIN IMMEDIATE CARE & FAMILY PRACTICE		56	16	22%	72
WALGREENS 9627		66	6	8%	72
KENILWORTH CARE & REHABILITATION CENTER		65	7	10%	72
FLORIDA PEDIATRIC GROUP		27	44	62%	71
ADVANCED LAB		67	4	6%	71
ADVENT HEALTH - WESTCHASE ER		59	12	17%	71
TUSCAN ISLE OPERATING COMPANY LLC DBA		68	3	4%	71
BEACHES PEDIATRICS PA		66	5	7%	71
EXPERTUS LABORATORIES INC		24	47	66%	71
WILLISTON PEDIATRICS PA		51	20	28%	71
ST VINCENT'S BIRMINGHAM		65	6	8%	71
LONG TERM CARE OF JAY, LLC		50	21	30%	71
AMMON LABS		61	10	14%	71
STERLING HOUSE OF TALLAHASSEE	3	62	6	8%	71
PORT CHARLOTTE REHABILITATION CENTER		60	10	14%	70
MEMORIAL MANOR		70			70
WALGREENS 4915		63	7	10%	70
SUNCOAST COMMUNITY HEALTH CENTERS PEDIATRICS		21	49	70%	70
Highlands Regional Hospital		63	7	10%	70
ARDEN COURTS OF LELY PALMS		69	1	1%	70
ASHRAF MEDICAL GROUP PLLC DBA PULSE MD		68	2	3%	70
ADVENT HEALTH - LAKE MARY		60	10	14%	70
SUMMIT AT VENICE	2	63	5	7%	70
Winter Garden Rehab and Nursing Facility		64	5	7%	69
USF HEALTH MORSANI CENTER		5	64	93%	69
HERITAGE HEALTHCARE AND REHABILITATION CENTER		69			69
PARKSIDE INN	3	64	2	3%	69
ARBOR TERRACE ORTEGA LLC	2	67			69
CP/AIG PENSACOLA DEVELOPMENT LLC		66	3	4%	69
AEL- MEMPHIS		17	51	75%	68
SUNCOAST OPTIMAL WELLNESS		23	45	66%	68
ASSOCIATED CLINICAL LABORATORIES		60	8	12%	68
Oakhurst Center		65	3	4%	68
MEASE COUNTRYSIDE HOSPITAL			68	100%	68
DAYSPRING SENIOR LIVING LLC		66	2	3%	68
SAN JOSE SENIOR CARE LLC	1	43	24	35%	68

COVID-19: testing by laboratory

Data through Feb 7, 2021 verified as of Feb 8, 2021 at 09:25 AM

Data in this report are provisional and subject to change.

The numbers in the table below represent the number of Florida and non-Florida residents for whom test results were received by the Department of Health. A person can be tested by more than one laboratory and can have both positive and negative results. **Therefore, the sum of the numbers in each column will be larger than the total number of people tested.**

Reporting lab	Inconclusive	Negative	Positive	Percent positive	Total
Avante at St Cloud, Inc.		66	2	3%	68
FHMG LAKE MARY PEDS		56	12	18%	68
PLANTATION GENERAL HOSPITAL CLINICAL LAB		26	42	62%	68
VIERA DEL MAR HEALTH AND REHABILITATION CENTER		63	4	6%	67
GENPATH			67	100%	67
LAKE HOWELL FAMILY MEDICINE ASSOCIATES		56	11	16%	67
MEASE MANOR INC		63	4	6%	67
ACE BIOMEDICAL LABS LLC		55	12	18%	67
NORTH SHORE MEDICAL LABS	1	61	5	7%	67
COOPER FAMILY MEDICAL PLLC		50	17	25%	67
MD LABS		40	27	40%	67
RARITAN BAY PERTH AMBOY		61	6	9%	67
EISENHOWER ARMY MEDICAL CENTER		61	6	9%	67
ROSECASTLE AT DELANEY CREEK		66	1	1%	67
FLORIDA MEDICAL CLINIC LLC		44	23	34%	67
ATMORE COMMUNITY HOSPITAL LABORATORY		46	20	30%	66
GV NAPLES OPCO, LLC		65	1	2%	66
WALGREENS 2941		63	3	5%	66
MEDEX MEDICAL EXPRESS OF PALATKA			66	100%	66
PANIRA HEALTHCARE CLINIC		2	64	97%	66
PUBLIC SQUARE PHARMACY LLC		50	15	23%	65
OAK MANOR NURSING HOME		62	3	5%	65
STONY BROOK SOUTHAMPTON		64	1	2%	65
CL BRUMBACK PRIMARY CARE CLINICS		16	49	75%	65
JERICO URGENT CARE		62	3	5%	65
INDIGO MANOR		22	43	66%	65
PANCARE HEALTH - MALONE CLINIC		60	5	8%	65
ISLAND COAST PEDIATRICS		58	7	11%	65
CATHOLIC HEALTH SERVICES REGIONAL LAB		58	7	11%	65
ALTAMONTE PEDIATRIC ASSOCIATES		31	34	52%	65
OKEECHOBEE URGENT CARE		17	48	74%	65
L&S SENIOR CARE DBA ARCADIA OAKS	3	61	1	2%	65
MINUTECLINIC DIAGNOSTIC		61	4	6%	65
SUMMER VISTA ASSISTED LIVING		38	27	42%	65
ST PETERSBURG PEDIATRICS-MLK JUNIOR BLVD		58	6	9%	64
MED EXPRESS		6	58	91%	64
VETERANS AFFAIRS MEDICAL CENTER - GULF COAST		27	37	58%	64
NXGEN MDX		20	44	69%	64
PARTICLE THEORY LABS		59	5	8%	64
OUT OF STATE		40	24	38%	64
JOSEPH L MORSE GERIATRIC CENTER	2	59	3	5%	64
NEMOURS CHILDRENS PRIMARY CARE OVIEDO		51	13	20%	64
GREENLEAF ALF		63	1	2%	64
LAKE WALES OPERATING GROUP LLC		59	5	8%	64
HAZELDEN FLORIDA		61	2	3%	63
VIERA HEALTH AND REHABILITATION CENTER		62	1	2%	63

COVID-19: testing by laboratory

Data through Feb 7, 2021 verified as of Feb 8, 2021 at 09:25 AM

Data in this report are provisional and subject to change.

The numbers in the table below represent the number of Florida and non-Florida residents for whom test results were received by the Department of Health. A person can be tested by more than one laboratory and can have both positive and negative results. **Therefore, the sum of the numbers in each column will be larger than the total number of people tested.**

Reporting lab	Inconclusive	Negative	Positive	Percent positive	Total
MISIR DRUGS LLC		51	12	19%	63
F&T MEDICAL RESEARCH, INC		63			63
MEDI CLINIC SARASOTA INC		62	1	2%	63
BEEHIVE HOMES OF GULF BREEZE		47	16	25%	63
APC PEDIATRICS AT RYE ROAD MEDICAL PARK		63			63
LENOX HILL HOSPITAL		57	6	10%	63
MED ONE AT SAINT AUGUSTINE		33	30	48%	63
VITAS HEALTHCARE		58	5	8%	63
WADSWORTH HEALTH CENTER		60	3	5%	63
BOND CLINIC DR ELDEEB		35	28	44%	63
ADVENT HEALTH CENTRA CARE - WINTER GARDEN		17	45	73%	62
BIG BOCA SMILES LLC		60	2	3%	62
OVERLOOK HOSPITAL LABORATORY		57	5	8%	62
BAY PINES MEDICAL ASSOCIATES		1	61	98%	62
MINUTECLINIC DIAGNOSTIC OF TEXAS, LLC		55	7	11%	62
SOMERBY OF SANTA ROSA BEACH		53	9	15%	62
Stratford Court of Palm Harbor		52	10	16%	62
EMERALD COAST BEHAVIORAL HOSPITAL		58	4	6%	62
EMERALD COAST HOSPICE		60	1	2%	61
SAMFORD UNIVERSITY HEALTH SERVICES		60	1	2%	61
WASHINGTON REHABILITATION AND NURSING CENTER		51	10	16%	61
CVS		10	51	84%	61
AMERICAN FAMILY MEDICAL		48	13	21%	61
Winter Park Care and Rehab		60	1	2%	61
MINUTECLINIC DIAGNOSTIC OF OHIO LLC		46	15	25%	61
LUTHERAN HAVEN ASSISTED LIVING		61			61
CRESTVIEW URGENT CARE			61	100%	61
GULFCOAST PEDIATRICS		56	5	8%	61
MENTAL HEALTH CARE INC		51	9	15%	60
JACOBI MEDICAL CENTER		57	3	5%	60
THE PRESERVE AT CLEARWATER		58	2	3%	60
NORTH SHORE UNIVERSITY HOSPITAL LABORATORY		54	6	10%	60
BIOREFERENCE LABORATORIES		6	54	90%	60
LAKELAND REGIONAL HEALTH		36	24	40%	60
TWIN CREEKS ASSISTED LIVING & MEMORY CARE		57	3	5%	60
FERN PARK DEVELOPMENTAL CENTER		5	54	92%	59
PRIMECARE AT TWIN LAKES		1	58	98%	59
MILLENIUM PHYSICIANS GROUP		1	58	98%	59
WILSON MEMORIAL REGIONAL MEDICAL CENTER		55	4	7%	59
INTERNAL LAB		50	9	15%	59
QUALITY URGENT CARE AND WELLNESS		31	28	47%	59
BAY REGIONAL URGENT CARE	1	37	21	36%	59
ARBOR OAKS AT TYRONE	6	53			59
BIOTECH		52	7	12%	59
RITECARE MED CTR H			59	100%	59
MOOSEHAVEN LIFE CARE CENTER		59			59

COVID-19: testing by laboratory

Data through Feb 7, 2021 verified as of Feb 8, 2021 at 09:25 AM

Data in this report are provisional and subject to change.

The numbers in the table below represent the number of Florida and non-Florida residents for whom test results were received by the Department of Health. A person can be tested by more than one laboratory and can have both positive and negative results. **Therefore, the sum of the numbers in each column will be larger than the total number of people tested.**

Reporting lab	Inconclusive	Negative	Positive	Percent positive	Total
THE CANOPY AT BERRYHILL		58			58
TRINITY AL SENIOR HOUSING LLC		45	13	22%	58
NORTH FLORIDA PEDIATRICS		48	10	17%	58
MICHIGAN DEPARTMENT OF HEALTH AND HUMAN SERVICES	1		57	98%	58
CALADIUM PEDIATRICS		54	4	7%	58
PEDIATRIC ASSOCIATES AT ARGYLE PA		55	3	5%	58
Golfview Healthcare Center		58			58
Margate Health and Rehabilitation Center		56	2	3%	58
PALM BAY URGENT CARE		28	29	51%	57
PEDIATRIC SERVICES OF AMERICA INC		56	1	2%	57
HEARTLAND HEALTHCARE AND REHAB CENTER		35	22	39%	57
KAPG FLEMING ISLAND SENIOR HOUSING OPCO LLC	1	56			57
ASCENSION SACRED HEART BAY LABORATORY		54	3	5%	57
BURRY'S PHARMACY INC		34	23	40%	57
CORAL GABLES HOSPITAL			57	100%	57
ARIZONA DEPARTMENT OF HEALTH SERVICES		1	56	98%	57
MALCOM RANDALL DEPT OF VAMC			57	100%	57
CINNAMON COVE ALF		56	1	2%	57
FHMG- FLORIDA HOSPITAL MEDICAL GROUP		47	10	18%	57
ALZHEIMERS CARE CENTER OF VIERA LTD		37	20	35%	57
HORIZON ALF		55	1	2%	56
TUKA PEDIATRICS		7	49	88%	56
PHYSICIANS PRIMARY CARE OF SOUTHWEST FLORIDA		39	17	30%	56
TIFFANY HALL NURSING AND REHAB		44	12	21%	56
KINDRED AT HOME		47	9	16%	56
BAPTIST HEALTH SOUTH FLORIDA - WEST BOCA URGENT CARE		34	22	39%	56
LAKELAND REGIONAL HEALTH LAKE MIRIAM		24	32	57%	56
EAGLES WATCH CLUSTER		47	9	16%	56
LAKE CITY VA MEDICAL CENTER			56	100%	56
TURNING POINT OF TAMPA		49	6	11%	55
TBI RESIDENTIAL SERVICES, INC.		44	11	20%	55
PREMIER MEDICAL ASSOCIATES ALL FLORIDA LLC		54	1	2%	55
FLORIDA DEPARTMENT OF HEALTH IN WALTON COUNTY		45	10	18%	55
ADVENT HEALTH - PALM COAST		1	54	98%	55
AFTER HOURS PEDIATRICS			55	100%	55
MEDRITE URGENT CARE		44	11	20%	55
BAYCARE HEALTH SYSTEMS		2	53	96%	55
KENDALL REGIONAL MEDICAL CENTER LAB	3		52	95%	55
SONATA HUNTERS CREEK		47	8	15%	55
AU HEALTH		42	13	24%	55
STEINHATCHEE FAMILY MEDICAL CENTER	1	48	6	11%	55
ST FRANCIS HOSPITAL		47	8	15%	55
HERNANDO COUNTY FIRE RESCUE DISTRICT		25	30	55%	55
CORNERSTONE MEDICAL CARE OF BRANDON PL		49	6	11%	55
CARDIOLOGY AND MEDICINE ASSOCIATES		40	15	27%	55
MEDLOGIC LABORATORIES		3	51	94%	54

COVID-19: testing by laboratory

Data through Feb 7, 2021 verified as of Feb 8, 2021 at 09:25 AM

Data in this report are provisional and subject to change.

The numbers in the table below represent the number of Florida and non-Florida residents for whom test results were received by the Department of Health. A person can be tested by more than one laboratory and can have both positive and negative results. **Therefore, the sum of the numbers in each column will be larger than the total number of people tested.**

Reporting lab	Inconclusive	Negative	Positive	Percent positive	Total
METROPOLITAN HOSPITAL CENTER		50	4	7%	54
UNITED LABORATORY SERVICES CORPORATION		38	16	30%	54
SARASOTA CO. HEALTH DEPT # 58		40	14	26%	54
FAMILY EXTENDED CARE OF PUNTA GORDA		54			54
CERTUS MTD OPCP LLC		52	2	4%	54
JUNIPER VILLAGE AT NAPLES		53	1	2%	54
MINUTECLINIC DIAGNOSTIC OF NORTH CAROL		45	9	17%	54
CLERMONT HEALTH AND REHAB		40	14	26%	54
BioReference Laboratories, Inc		6	48	89%	54
EXPRESS DOCS LLC			54	100%	54
BROOKDALE CENTRE POINTE	1	53			54
UNIVERSTIY CENTER MEDICAL LLC DBA	1	50	3	6%	54
FLORIDA HEALTH CARE		8	46	85%	54
EC OPCO PENSACOLA, LLC		53	1	2%	54
FLORIDA MEDICAL CLINIC PA		46	8	15%	54
ST. CLOUD MEDICAL GROUP		54			54
GENESIS DERMATOLOGY		49	4	8%	53
life Care Center of Melbourne		37	16	30%	53
TROY REGIONAL MEDICAL CENTER		42	11	21%	53
MENORAH HOUSE		52	1	2%	53
HEARTLAND PHARMACY LAKE PLACID, INC		41	12	23%	53
THOMAS INTERNAL MEDICINE		44	9	17%	53
APOLLOMDX LABS		31	22	42%	53
Summit Medical Group, Pa Dba Citymd		49	4	8%	53
CAN COMMUNITY HEALTH		52	1	2%	53
HARMONY CLINIC		1	52	98%	53
PALM BAY PEDIATRICS		36	17	32%	53
CAREATC CITY OF TAMPA		40	13	25%	53
SOMERSET			53	100%	53
Osprey Point Nursing Center		51	2	4%	53
CHILDREN'S HOSPITAL OF ALABAMA		51	1	2%	52
NORTH FLORIDA MEDICAL CENTER		48	4	8%	52
TITUSVILLE FAMILY PRACTICE		16	36	69%	52
INTERNAL MEDICINE SPECIALIST		46	6	12%	52
SOUTH LAKE PEDIATRICS		50	2	4%	52
PROMEDICA SENIOR LIVING		51	1	2%	52
PANCARE HEALTH - JACKSON COUNTY		41	11	21%	52
AEGIS MEDICAL GROUP		43	9	17%	52
NITE LITE PEDIATRICS - PORT ST. LUCIE		43	9	17%	52
BISHOP GRADY VILLAS		51	1	2%	52
ALEXANDER NININGER STATE VETERANS		52			52
SNH BRFL TENANT LLC	2	50			52
MICHAEL AKPEKE MD		43	9	17%	52
ADVENT HEALTH		49	3	6%	52
VPA PC LAB		48	4	8%	52
SONATA BOCA RATON		48	4	8%	52

COVID-19: testing by laboratory

Data through Feb 7, 2021 verified as of Feb 8, 2021 at 09:25 AM

Data in this report are provisional and subject to change.

The numbers in the table below represent the number of Florida and non-Florida residents for whom test results were received by the Department of Health. A person can be tested by more than one laboratory and can have both positive and negative results. **Therefore, the sum of the numbers in each column will be larger than the total number of people tested.**

Reporting lab	Inconclusive	Negative	Positive	Percent positive	Total
BARRY UNIVERSITY STUDENT HEALTH SERVICES		37	14	27%	51
GOOD HEARTS COVID TESTING		8	43	84%	51
GULFVIEW MEDICAL INSTITUTE		51			51
AVANTE ST CLOUD		48	3	6%	51
ALLIANCE PEDIATRICS		24	27	53%	51
FINLAY CLINICAL LABORATORY		20	31	61%	51
GATEWAY CARE CENTER		50	1	2%	51
WEST VOLUSIA FAMILY AND SPORTS MEDICINE		50	1	2%	51
BOND AND STEELE CLINIC, PA		42	9	18%	51
ORCHID COVE AT DAYTONA		45	5	10%	50
INTERNAL MEDICINE ASSOCIATES PA		46	4	8%	50
VITAS HEALTHCARE CORP OF FLORIDA		49	1	2%	50
PENNSYLVANIA DEPARTMENT OF HEALTH BUREAU OF LABORATORIES			50	100%	50
BETHUNE-COOKMAN UNIVERSITY		32	18	36%	50
BERNHARDT LABORATORIES	1	12	37	74%	50
BUECHELE DENTAL PA DBA CLERMONT FAMILY DENTISTRY		41	9	18%	50
ADVENT HEALTH CENTRA CARE - EAST ORLANDO		21	29	58%	50
MARQUIS LABS, LLC		49	1	2%	50
BLISS HEALTHCARE SERVICES		31	19	38%	50
PALM RIVER COMMUNITY HEALTH CENTER		45	5	10%	50
GENEDX		37	13	26%	50
USF		1	48	98%	49
SOLARIS SENIOR LIVING NORTH NAPLES		48	1	2%	49
ALLEGRO		47	2	4%	49
VALENCIA HOUSE ALF		49			49
TRADITIONAL HOME HEALTH OF PALM BEACH INC		48	1	2%	49
SUPERIOR RESIDENCES OF LECANTO		34	15	31%	49
ROCHESTER GENERAL HOSPITAL LABORATORY		45	4	8%	49
COOPER FAMILY MEDICAL, PLLC		40	9	18%	49
ADVENT HEALTH - MOUNT DORA		9	40	82%	49
SOFT CELL LABORATORIES		45	4	8%	49
SOUTHEAST ALABAMA MEDICAL CENTER			49	100%	49
TREASURE COAST FORENSIC TREATMENT CTR		28	21	43%	49
NOMI HEALTH LAB SERVICES LLC		4	45	92%	49
INN AT ASTON GARDENS AT PELICAN POINTE,THE		45	4	8%	49
SARATOGA HOSPITAL LABORATORY		44	5	10%	49
NORTHBROOK CENTER FOR□		47	2	4%	49
CAREMED INTERNAL MEDICINE		30	18	38%	48
SEWANEE MOLECULAR DIAGNOSTICS LABORATO		48			48
MINUTECLINIC DIAGNOSTIC OF NORTH CARO		43	5	10%	48
DOH		23	25	52%	48
INN AT THE FOUNTAINS, THE		34	14	29%	48
Jupiter Medical Center Pavilion		47	1	2%	48
NAPLES PEDIATRICS INC□		43	5	10%	48
BIOIQ			48	100%	48
GRAND OAKS OF PALM CITY LLC□	1	41	6	13%	48

COVID-19: testing by laboratory

Data through Feb 7, 2021 verified as of Feb 8, 2021 at 09:25 AM

Data in this report are provisional and subject to change.

The numbers in the table below represent the number of Florida and non-Florida residents for whom test results were received by the Department of Health. A person can be tested by more than one laboratory and can have both positive and negative results. **Therefore, the sum of the numbers in each column will be larger than the total number of people tested.**

Reporting lab	Inconclusive	Negative	Positive	Percent positive	Total
BAY CENTER HURRICANE SHELTER		48			48
RAINBOW PEDIATRICS PC LLC / BREAKFAST POINT		38	10	21%	48
WHITE-WILSON MEDICAL CENTER - NICEVILLE		39	9	19%	48
HEALTH FIRST - CAPE CANAVERAL HOSPITAL		1	47	98%	48
FLORIDA HEALTH CARE DELAND			48	100%	48
PREMIER MEDICAL ASSOCIATES		46	2	4%	48
COURTYARD GARDENS OF JUPITER		48			48
HIALEAH HOSPITAL RESPIRATORY DEPT			48	100%	48
MID FLORIDA PRIMARY CARE PA		35	12	26%	47
NAVARRE GARDENS		41	6	13%	47
CAPE REGIONAL MEDICAL CENTER		45	2	4%	47
INTERLAB		1	46	98%	47
PUTNAM COUNTY SHERIFFS OFFICE		41	6	13%	47
BARNES HEALTHCARE OF FLORIDA LLC		44	3	6%	47
GRAND ST PAUL CVS		47			47
WEST ISLIP URGENT CARE		44	3	6%	47
POPLAR HEALTHCARE PLLC	1	11	35	74%	47
ATRIA PARK OF LAKE FOREST (WG HERITAGE LF LLC)		46	1	2%	47
DAVID POSNACK JEWISH DAY SCHOOL		47			47
LITTLE NECK URGENT CARE		44	2	4%	46
PREMIER PLACE HEALTHCARE AT THE GLENVIEW		46			46
TOWERS HOME CARE		43	3	7%	46
ROCKLEDGE REGIONAL MEDICAL CENTER		30	16	35%	46
H LEE MOFFITT CANCER CENTER MICRO		46			46
WALGREENS #10373		45	1	2%	46
ADVENT HEALTH MEDICAL GROUP OB GYN AT		40	6	13%	46
KAPG ST AUGUSTINE SENIOR HOUSING OPCO LLC		37	9	20%	46
MINUTECLINIC DIAGNOSTIC OF SOUTH CARO		37	9	20%	46
HARTFORD HEALTH SERVICES LLC		46			46
THE TERRACE OF JACKSONVILLE		3	43	93%	46
Palms at Ponte Vedra Assisted Living and Memory Care		45	1	2%	46
COLLIER BLVD HMA PHYSICIAN MANAGEMENT LLC		46			46
ST CLOUD PHYSICIAN MANAGEMENT LLC DBA ST CLOUD		27	19	41%	46
EAST MANATEE FAMILY	1	1	44	96%	46
UNIVERSITY OF CENTRAL FLORIDA HEALTH SERVICES		45			45
KEYSTYLE LIVING LLC	1	43	1	2%	45
GOLDEN POND COMMUNITIES		45			45
WINTER GARDEN REHAB AND NURSING CENTER		41	4	9%	45
STUART URGENT CARE			45	100%	45
REDI-MED WALK-IN FAMILY CARE			45	100%	45
MOBILE DOC FL, LLC		29	16	36%	45
SOUTHPORT SQUARE HARBOUR HEALTH		45			45
LINCOLN MEDICAL AND MENTAL HEALTH CENTER		42	2	5%	44
ARDEN COURTS OF SARASOTA		28	16	36%	44
NEOGENOMICS LABORATORIES INC		44			44
ADVENT HEALTH EXPRESS CARE		4	40	91%	44

COVID-19: testing by laboratory

Data through Feb 7, 2021 verified as of Feb 8, 2021 at 09:25 AM

Data in this report are provisional and subject to change.

The numbers in the table below represent the number of Florida and non-Florida residents for whom test results were received by the Department of Health. A person can be tested by more than one laboratory and can have both positive and negative results. **Therefore, the sum of the numbers in each column will be larger than the total number of people tested.**

Reporting lab	Inconclusive	Negative	Positive	Percent positive	Total
GENTIVA HEALTH SERVICES CERTIFIED INC		41	3	7%	44
PRACTICE MANAGEMENT OF AMERICA, INC.		7	37	84%	44
PEDIATRICS OF CENTRAL FLORIDA – SAINT CLOUD	2	40	2	5%	44
PRECISION HEALTH SOLUTIONS LAB		9	35	80%	44
MAUREEN OROURKE-FUTEY			44	100%	44
TOTAL CARE PLUS LLC			44	100%	44
QHC UPSTATE MEDICAL PC		36	8	18%	44
ALLIANCE OF PHYSICIANS AGAINST COVID-19			44	100%	44
LARA HEALTH AND WELLNESS CENTER LLC		43			43
DELCARE PA		34	9	21%	43
CITYMD OF MANAHAWKIN		41	2	5%	43
LAKE MARY KIDS CENTRA CARE		33	10	23%	43
Baldwin Pediatrics		37	6	14%	43
Guardian Care Nursing and Rehabilitation Center		43			43
LEVY COUNTY DEPARTMENT OF HEALTH		31	12	28%	43
FAMILY EXTENDED CARE OF WINTER HAVEN		41	2	5%	43
PATRICK AIR FORCE BASE		3	40	93%	43
FLORIDA HOSPITAL		27	16	37%	43
RADIOLOGY ASSOCIATES OF VENICE AND ENGLEWOOD		41	2	5%	43
BRANCH MEDICAL CLINIC			43	100%	43
PRINCETON VILLAGE□		39	4	9%	43
CLINICAL LABORATORY		42			42
ECOLAB GROUP		8	34	81%	42
WOLFF CTR FOR CHILD & ADOLESCENT HEALTH PLLC,THE		26	16	38%	42
NIGHT LITE PEDIATRICS CENTER LLC		10	32	76%	42
FHMG_CTR FOR SENIOR HEALTH		37	5	12%	42
SOS MOBILE MEDICAL CARE LLC		32	10	24%	42
UNIVERSITY OF WEST FLORIDA, THE		42			42
Citymd Of Toms River		36	6	14%	42
CDR MAGUIRE INC	1	7	34	81%	42
PANCARE HEALTH - FREEPORT CLINIC SUITE B		33	9	21%	42
WALGREENS 3145		39	3	7%	42
ROSECASTLE OF JACKSONVILLE LLC		41	1	2%	42
TGH URGENT CARE POWERED BY FAST TRACK			42	100%	42
Atlantic Shore Nursing and Rehab		42			42
RAPID RELIABLE TESTING NY LLC		37	4	10%	41
PHILLIPPE RIDGE		29	12	29%	41
NEXT MOLECULAR ANALYTICS		11	30	73%	41
ADVENT HEALTH - LAKE WALES		29	12	29%	41
BARNETT PARK□		2	39	95%	41
ERDOX		39	2	5%	41
PEDIATRICS OF CENTRAL FLORIDA KISSI		33	8	20%	41
325TH MEDICAL GROUP		41			41
BRONX LEBANON HOSPITAL-MEDICAL CENTER		37	4	10%	41
NEW YORK PRESBYTERIAN - QUEENS DIAGNOSTIC		40	1	2%	41
MAIMONIDES-SHALOM ACADEMY, INC		40	1	2%	41

COVID-19: testing by laboratory

Data through Feb 7, 2021 verified as of Feb 8, 2021 at 09:25 AM

Data in this report are provisional and subject to change.

The numbers in the table below represent the number of Florida and non-Florida residents for whom test results were received by the Department of Health. A person can be tested by more than one laboratory and can have both positive and negative results. **Therefore, the sum of the numbers in each column will be larger than the total number of people tested.**

Reporting lab	Inconclusive	Negative	Positive	Percent positive	Total
FLORIDA HOSPITAL NEW SMYRNA		4	37	90%	41
FAST PACE MEDICAL CLINIC, PLLC		35	5	13%	40
BETHESDA HEALTH URGENT CARE		3	37	93%	40
FIRST CHOICE URGENT CARE		10	30	75%	40
LONGLEAF DIAGNOSTIC LABORATORIES		11	29	73%	40
PRIDE DIAGNOSTICS		24	16	40%	40
PACIFICA SENIOR LIVING OCALA		35	5	13%	40
LINCOLN DIAGNOSTIC LAB		38	2	5%	40
PALM BAY HOSPITAL			40	100%	40
DOH-WEST PALM BEACH BRANCH LABORATORY		2	38	95%	40
LPG PEDIATRICS AT PAGE FIELD		40			40
CARE CENTERS OF NASSAU LLC MINER ROAD SOUTH		40			40
CAPITAL REGIONAL MEDICAL CENTER		2	38	95%	40
CLINICAL PATHOLOGY LABORATORIES, INC		40			40
URGENT CARE & WELLNESS CENTER		10	30	75%	40
CARE 4 U MANAGEMENT, INC			39	100%	39
NORTH CENTRAL BRONX HOSPITAL		37	2	5%	39
ADVENT HEALTH CENTRA CARE - LAKE LAND		30	9	23%	39
LIFESTREAM BEHAVIORIAL CENTER		22	17	44%	39
MEDEX MEDICAL EXPRESS OF PALATKA LLC			39	100%	39
WG EVERGREEN WOODS SH LLC		39			39
CENTRA CARE - LAKE NONA		3	36	92%	39
JUNIPER VILLAGE AT CAPE CORAL		34	5	13%	39
MINUTECLINIC DIAGNOSTIC OF KANSAS, PA		33	6	15%	39
CEDAR CREEK AT KINGS BAY INC		39			39
LOURDES HOSPITAL INC		37	2	5%	39
CLINICAL RESEARCH SEQUENCING PLATFORM		8	31	79%	39
SAFARI PEDIATRICS PA		38	1	3%	39
HOME CARE PHARMACY		39			39
GUYAN VALLEY WELLNESS CENTER		32	7	18%	39
BAY COUNTY JAIL ANNEX		34	5	13%	39
SAN CARLOS PHARMACY		34	4	11%	38
LPG CONVENIENT CARE AT PINE ISLAND ROAD		34	4	11%	38
ROYAL PALM SENIOR RESIDENCE		38			38
PERSONAL PEDIATRICS		33	5	13%	38
SIGNATURE HEALTHCARE OF ORANGE PARK		35	3	8%	38
FELICIDAD MEDICAL CENTER			38	100%	38
HOMEWOOD RESIDENCE AT FREEDOM PLAZA		37	1	3%	38
Gabisa Medical LLC		38			38
CCRC @ SUNFLOWER LLC		35	3	8%	38
ADVENTIST HEALTH SYSTEM FLORIDA		26	12	32%	38
HERNANDO ENDOSCOPY AND SURGERY CENTER		30	8	21%	38
MOLECULAR DIAGNOSTICS		5	33	87%	38
MISSION OAKS ASSISTED LIVING		36	2	5%	38
AUTUMN OF SARASOTA		12	26	68%	38
STEWART MEDICAL GROUP, INC		21	17	45%	38

COVID-19: testing by laboratory

Data through Feb 7, 2021 verified as of Feb 8, 2021 at 09:25 AM

Data in this report are provisional and subject to change.

The numbers in the table below represent the number of Florida and non-Florida residents for whom test results were received by the Department of Health. A person can be tested by more than one laboratory and can have both positive and negative results. **Therefore, the sum of the numbers in each column will be larger than the total number of people tested.**

Reporting lab	Inconclusive	Negative	Positive	Percent positive	Total
FLORIDA DEPARTMENT OF HEALTH CLAY COUNTY		25	13	34%	38
CENTRAL FLORIDA PEDIATRICS		13	25	66%	38
BOND CLINIC, PA		9	29	76%	38
PLAINVIEW URGENT CARE		36	2	5%	38
UNIVERSITY OF ALABAMA		35	3	8%	38
BENTON HOUSE OF ST. JOHNS		36	2	5%	38
SURFSIDE URGENT CARE		26	12	32%	38
NORTH FLORIDA / SOUTH GEORGIA VETERANS HEALTH SYSTEM			38	100%	38
University Hills health and Rehabilitation		27	10	27%	37
THE GOOD SHEPARDS OF DELAND-WEST		36	1	3%	37
ISLAND URGENT CARE PLLC		36	1	3%	37
SPRING MANOR ASSISTED LIVING		37			37
CONNECTICUT DEPARTMENT OF HEALTH		22	15	41%	37
BOULEVARD REHABILITATION CENTER		24	13	35%	37
TAYLORVILLE FAMILY MEDICINE		30	7	19%	37
HOLZER HEALTH CENTER		5	32	86%	37
ONE MILO		37			37
KINDRED HOSPITAL CENTRAL TAMPA BLOOD GAS	1	34	2	5%	37
MINUTECLINIC DIAGNOSTIC OF NEW JERSEY		30	7	19%	37
ERIC C MRSHAL, MD, PC #1842		35	2	5%	37
NORTH CAROLINA DEPARTMENT OF HEALTH & HUMAN SERVICES	1		36	97%	37
HR SARASOTA OPERATOR LLC		25	12	32%	37
PATHOGENIUS LABORATORIES		30	7	19%	37
NORTHWELL HEALTH PLAINVIEW HOSPITAL LABORATORY		28	9	24%	37
CAMPBELL URGENT CARE			37	100%	37
THE COLLIER AT NAPLES		36	1	3%	37
PONCE THERAPY CARE CENTER		34	3	8%	37
BRIDGEVIEW CENTER LLC		27	10	27%	37
FAMILY EXTENDED CARE OF SEBRING INC		35	2	5%	37
MORTON PLANT			37	100%	37
ACCURATE DIAGNOSTIC LAB		35	1	3%	36
BRP SH OPCO LLC		36			36
INSTITUTE OF PATHOLOGY KINGS COUNTY		35	1	3%	36
MINUTE CLINIC INCORPORATE		30	6	17%	36
UNION MEDICAL CARE PLLC		36			36
INNOVATION CLINICAL TRIALS, INC			36	100%	36
CITRUS COUNTY HEALTH DEPARTMENT		33	3	8%	36
BVL/LITTLE ANGEL PEDIATRICS		36			36
EAST HILL PHARMACY		25	10	29%	35
NEUROINTERNATIONAL SARASOTA		32	3	9%	35
BAYSHORE PATHOLOGY CONSULTANTS PA		34	1	3%	35
IMA MEDICAL GROUP POINCIANA		14	21	60%	35
S-H THIRTY FIVE OPCO - ORANGE CITY, LLC		26	9	26%	35
P23 LABS		35			35
MARIANNA HEALTH AND REHABILITATION CENTER		34	1	3%	35
WG BAYPOINT VILLAGE SH LLC		35			35

COVID-19: testing by laboratory

Data through Feb 7, 2021 verified as of Feb 8, 2021 at 09:25 AM

Data in this report are provisional and subject to change.

The numbers in the table below represent the number of Florida and non-Florida residents for whom test results were received by the Department of Health. A person can be tested by more than one laboratory and can have both positive and negative results. **Therefore, the sum of the numbers in each column will be larger than the total number of people tested.**

Reporting lab	Inconclusive	Negative	Positive	Percent positive	Total
WUESTHOFF MEMORIAL HOSPITAL			35	100%	35
IRL		4	31	89%	35
ST AUGUSTINE PEDIATRIC ASSOC		31	4	11%	35
WEST		21	14	40%	35
NICEVILLE URGENT CARE		2	33	94%	35
SOUTHERN LABORATORY		10	25	71%	35
DEVELOPMENTAL DISABILITIES DEFENDANT PROGRAM		33	2	6%	35
ADVENT HEALTH - FISH MEMORIAL		2	33	94%	35
LEE MEMORIAL HEALTH SYSTEM HEALTH FAIR		32	3	9%	35
TERRACE AT HOBE SOUND, THE	1	31	3	9%	35
STAT ONE URGENT CARE CENTER		2	33	94%	35
GATTOLINE ENTERPRISES, INC. DBA FAMILY CARE PHARMACY		28	6	18%	34
S-H THIRTY FIVE OPCO - LUTZ, LLC		33	1	3%	34
TUSCAN GARDENS OF DELRAY BEACH MANAGEMENT COMPANY,		34			34
PREMIER COMMUNITY HEALTHCARE GROUP INC		33	1	3%	34
THE MERIDIAN AT BOCA RATON	1	33			34
SUWANNEE COUNTY SHERIFF OFFICE		31	3	9%	34
ENCOMPASS HEALTH REHABILITATION HOSPITAL OF LARGO		31	3	9%	34
REDI-MED WALK IN FAMILY CLINIC			34	100%	34
ST JOHNS COUNTY DETENTION CENTER		34			34
WELL-BEING MEDICAL CENTER PLLC		30	4	12%	34
CARE CENTERS OF NASSAU, LLC - HENDRICKS RD		34			34
BELVEDERE COMMONS OF SUN CITY CENTER		34			34
BIOFIRE		7	27	79%	34
MERCY MEDICAL URGENT CARE CENTER INC		5	29	85%	34
CVS MINUTE CLINIC		1	33	97%	34
COLLIER HMA PHYSICIAN MANAGEMENT LLC		26	8	24%	34
LONG TERM CARE OF GULF BREEZE LLC		30	4	12%	34
PATRICK MANOR INCORPORATED		34			34
POARCH BANC CREEK INDIANS TRIBAL HEALTH DEPARTMENT			34	100%	34
CSL PLASMA INC		7	27	79%	34
ST JOSEPH'S HOSPITAL LABORATORY			34	100%	34
PARKSIDE HEALTH AND REHABILITATION CENTER			34	100%	34
PARAMOUNT WALK-IN CLINIC		1	33	97%	34
CROSSROADS URGENT CARE		20	14	41%	34
PREMISE HEALTH MIA		1	33	97%	34
MORTON PLANT HOSPITAL NURSING			34	100%	34
GRAMERCY PARK URGENT CARE		33	1	3%	34
G & R HEALTH MART PHARMACY		25	9	26%	34
RASHDA ALBIBI M.D. P.A.		31	3	9%	34
JENNIFER J CHIAVETTA-GRLSANTI DC		24	9	27%	33
LUTHERAN HAVEN EXTENDED CONGREGATE CAR		33			33
BOND CLINIC		3	30	91%	33
HOLY NAME HOSPITAL LABORATORY		32	1	3%	33
ROYAL CARE OF AVON PARK		30	3	9%	33
ANDALUSIA HEALTH		16	17	52%	33

COVID-19: testing by laboratory

Data through Feb 7, 2021 verified as of Feb 8, 2021 at 09:25 AM

Data in this report are provisional and subject to change.

The numbers in the table below represent the number of Florida and non-Florida residents for whom test results were received by the Department of Health. A person can be tested by more than one laboratory and can have both positive and negative results. **Therefore, the sum of the numbers in each column will be larger than the total number of people tested.**

Reporting lab	Inconclusive	Negative	Positive	Percent positive	Total
FLORIDA PEDIATRIC GROUP PA		28	5	15%	33
STETSON UNIVERSITY STUDENT HEALTH CENTER		3	30	91%	33
MINUTECLINIC DIAGNOSTIC OF RHODE ISLAND, LLC #1544		32	1	3%	33
MEDCOMP SCIENCES			33	100%	33
UNIVERSITY HOSPITAL		28	5	15%	33
LONG ISLAND JEWISH MED CTR		30	3	9%	33
PRMG - EAST NAPLES		23	10	30%	33
AYERS NURSING AND REHABILITATION CENTER		33			33
SANFORD MOBILE LAB PGA TOUR		32	1	3%	33
CALHOUN COUNTY HEALTH DEPT		13	20	61%	33
MAINSTREET FAMILY URGENT CARE		1	32	97%	33
HARMONY HEALTH OPCO, LLC		15	18	55%	33
GREENRIDGE GROUP HOME	3	11	19	58%	33
METRO KNOXVILLE HMA		25	8	24%	33
ATRIA WILLOW WOOD		32	1	3%	33
PHYSICIAN ASSOCIATES LLC		26	7	21%	33
PHOSPHORUS DIAGNOSTICS		27	6	18%	33
VIP WALK IN CLINIC		19	14	42%	33
Kensington Gardens		33			33
ST. MARYS MEDICAL CENTER		1	32	97%	33
SOUTHSIDE HOSPITAL NORTHWELL HEALTH LABORATORY		28	5	15%	33
AHSE ROP		32	1	3%	33
JOHN KNOX VILLAGE OF CENTRAL FLORIDA		28	4	13%	32
OPIS COQUINA CENTER		32			32
JACKSON HEALTH SYSTEM		1	31	97%	32
COMPLETE HOME CARE OF THE PALM BEACHES LLC		30	2	6%	32
VILLAGE ON THE ISLE		27	5	16%	32
AVALON PARK RETIREMENT RESIDENCE		31	1	3%	32
VETERAN AFFAIRS MEDICAL CENTER - JAMES J PETERS		30	2	6%	32
PORT SAINT JOHN FAMILY PRACTICE		20	12	38%	32
VETERANS HOME			32	100%	32
PECONIC BAY MEDICAL CENTER LABORATORY		24	8	25%	32
WESTMINSTER ST AUGUSTINE		32			32
CDR MAGUIRE - MIAMI BEACH CC MISSION 17388		2	30	94%	32
WESTWOOD NURSING AND REHABILITATION		28	4	13%	32
Heartland Health Care Center North Sarasota		18	14	44%	32
NIGHT LITE PEDIATRICS URGENT CARE CENTER			32	100%	32
IPSUM DIAGNOSTICS		3	29	91%	32
INTERCOASTAL MEDICAL GROUP			31	100%	31
RENAISSANCE AT THE TERRACES		30	1	3%	31
DISCOVERY COMMONS AT BRADENTON		31			31
SPEARHEAD MEDICAL			31	100%	31
BROOKDALE CANOPY OAKS			31	100%	31
UHEALTH AT FISHER ISLAND			31	100%	31
LabCorp L#09258130 M#09258125		12	19	61%	31
COLLIER ANESTHESIA PAIN LLC		31			31

COVID-19: testing by laboratory

Data through Feb 7, 2021 verified as of Feb 8, 2021 at 09:25 AM

Data in this report are provisional and subject to change.

The numbers in the table below represent the number of Florida and non-Florida residents for whom test results were received by the Department of Health. A person can be tested by more than one laboratory and can have both positive and negative results. **Therefore, the sum of the numbers in each column will be larger than the total number of people tested.**

Reporting lab	Inconclusive	Negative	Positive	Percent positive	Total
TRADITIONAL HOME CARE INC		30	1	3%	31
ADVENTHEALTH MEDICAL GROUP FAMILY MEDICINE AT RDV		31			31
SILVER LAKE PEDIATRICS PA		27	4	13%	31
REGENCY PARK ASSISTED LIVING FACILITY		29	2	6%	31
HOLMES COUNTY HEALTH DEPARTMENT		22	9	29%	31
WAVE CREST HEALTH AND REHABILITATION CENTER		30	1	3%	31
MICHAEL J D'AMBROSE MD PA		29	2	6%	31
NIGHT LITE PEDIATRIC CENTER		10	21	68%	31
ASHTON PLACE	3	24	4	13%	31
ARTHREX MEDICAL CENTER		14	16	53%	30
HERITAGE WATERSIDE		27	3	10%	30
KEY WEST MEDICAL CENTER	1	28	1	3%	30
FHMG-FLORIDA HOSPITAL MEDICAL GROUP		23	7	23%	30
MINUTECLINIC DIAGNOSTIC OF HAWAII LLC		27	3	10%	30
BOCA BIOLISTIC REFERENCE LAB			30	100%	30
MAKO MEDICAL		16	14	47%	30
AMERICAN ESOTERIC LABORATORIES		15	15	50%	30
ADVENT HEALTH PRIMARY CARE PLUS, WINTER GARDEN		26	4	13%	30
THE TERRACE AT IVY ACRES ALF		11	19	63%	30
REGENCY OAKS HEALTH CENTER		28	2	7%	30
Consulate Health Care of Orange Park		27	3	10%	30
CLINCLOUD, LLC			30	100%	30
AMEERAH LABS			30	100%	30
LAKELAND REGIONAL HEALTH GATEWAY CENTER		7	23	77%	30
Okeechobee Health Care Facility		16	14	47%	30
ORANGE PARK PEDIATRICS		24	6	20%	30
HIGHLANDS LAKE CENTER		27	3	10%	30
PANCARE HEALTH - BAY COUNTY - YOUNGSTOWN		26	3	10%	29
NEMOURS CHILDRENS CLINIC		22	7	24%	29
RENAISSANCE SENIOR LIVING	1	28			29
MIDDLETOWN MEDICAL P C		20	9	31%	29
ATRIA SAN PABLO		27	2	7%	29
UNION MEDICAL CARE		29			29
UNIV OF ROCHESTER-STRONG MEMORIAL HOSP		28	1	3%	29
COMPREHENSIVE CHILDCARE		23	6	21%	29
MAGNOLIA DIAGNOSTICS, LLC		3	26	90%	29
MIAMI CLINICAL RESEARCH CORP			29	100%	29
CORAL HOUSE ASSISTED LIVING COMMUNITY LLC		29			29
WALK IN MEDICAL URGENT CARE		29			29
FLORIDA DEPARTMENT OF HEALTH IN MONROE COUNTY		26	3	10%	29
MINUTE CLINIC LLC #2216		27	2	7%	29
DEPT OF VA MED CENTE-WEST PALM BEACH			29	100%	29
EMERGENCY PHYSICIANS MEDICAL CENTER LLC		13	16	55%	29
WASHINGTON COUNTY HEALTH DEPARTMENT		17	12	41%	29
P4CLINICAL	3	2	24	83%	29
SUNTREE INTERNAL MEDICINE		29			29

COVID-19: testing by laboratory

Data through Feb 7, 2021 verified as of Feb 8, 2021 at 09:25 AM

Data in this report are provisional and subject to change.

The numbers in the table below represent the number of Florida and non-Florida residents for whom test results were received by the Department of Health. A person can be tested by more than one laboratory and can have both positive and negative results. **Therefore, the sum of the numbers in each column will be larger than the total number of people tested.**

Reporting lab	Inconclusive	Negative	Positive	Percent positive	Total
EVERLYWELL		16	13	45%	29
VIKOR SCIENTITIC			29	100%	29
PRO HEALTH HARMONY		29			29
PALM GARDEN OF JACKSONVILLE		27	2	7%	29
CCS - JOSEPH V CONTE		28	1	3%	29
ADVANCE URGENT CARE CENTER, LLC		1	28	97%	29
EASYCARE WALK-IN CLINIC		11	18	62%	29
PROFESSIONAL PEDIATRICS		27	2	7%	29
EASTERN SHORE URGENT CARE		19	10	34%	29
NURSES HELPING HANDS INC ALF		29			29
BONIFAY NURSING AND REHAB CENTER			29	100%	29
DAVID LAWRENCE CENTER		24	4	14%	28
DUVAL PHARMACY		22	6	21%	28
COUNTY OF LOS ANGELES			28	100%	28
COMMUNITY MEDICAL CARE CENTER INC			28	100%	28
ACTIVE SENIOR LIVING		26	2	7%	28
MADISON COUNTY MEMORIAL HOSPITAL LABORATORY		14	14	50%	28
HEALTH FIRST - VIERA HOSPITAL		1	27	96%	28
UNIVERSITY MEDICAL CTR OF PRINCETON AT		26	2	7%	28
NCHD		14	14	50%	28
WARDE MEDICAL LABORATORY		20	8	29%	28
FAMILY CARE PARTNERS URGENT CARE LLC		22	6	21%	28
KEY PRIMARY CARE			28	100%	28
PORT ST LUCIE HOSPITAL		25	3	11%	28
BULLS HEAD URGENT CARE		27	1	4%	28
EDEN AT CRESTVIEW		12	16	57%	28
FAMILY CARE PARTNERS		18	10	36%	28
FLAGLER HOSPITAL INC	2		26	93%	28
Cleveland Clinic Laboratories		4	24	86%	28
LANDMARK HOSPITAL SOUTHWEST FLORIDA LLC		27	1	4%	28
PINELLAS INTERNAL MEDICINE ASSOCIATES	1	26	1	4%	28
LYSTER ACH FT RUCKER AL		25	3	11%	28
CAREHERE LAKE SCHOOLS EMPLOYEE HEALTH CENTER		19	9	32%	28
IMA MEDICAL CENTER		16	12	43%	28
BROOKDALE PHILLIPPI CREEK			28	100%	28
BROOKDALE VERO BEACH SOUTH AL		28			28
ALABAMA CLINICS		15	13	46%	28
WELLMED AT NEW TAMPA		22	6	21%	28
CDC		17	11	39%	28
LAKELAND NURSING AND REHABILITATION CENTER			28	100%	28
PANCARE HEALTH - BONIFAY K-8			28	100%	28
Wiregrass Rehabilitation Center and Nursing Home		26	1	4%	27
AMMON ANALYTICAL LABORATORIES		23	4	15%	27
JAMAICA HOSPITAL MEDICAL CENTER		25	2	7%	27
GRAND VILLA OF DELAND		23	4	15%	27
EXPRESS CARE OF BELLEVIEW		27			27

COVID-19: testing by laboratory

Data through Feb 7, 2021 verified as of Feb 8, 2021 at 09:25 AM

Data in this report are provisional and subject to change.

The numbers in the table below represent the number of Florida and non-Florida residents for whom test results were received by the Department of Health. A person can be tested by more than one laboratory and can have both positive and negative results. **Therefore, the sum of the numbers in each column will be larger than the total number of people tested.**

Reporting lab	Inconclusive	Negative	Positive	Percent positive	Total
DOT DOC SARASOTA		25	2	7%	27
RIVERHEAD URGENT CARE		26	1	4%	27
LABORATORY ALLIANCE OF CENTRAL NEW YORK		26	1	4%	27
SUNCOAST LABS			27	100%	27
BAY STREET PHARMACY☐		26	1	4%	27
BARBARA O'REILLY MD PA		26	1	4%	27
LAKE MARY - STIRLING CENTER SUITE 202			27	100%	27
URGENT CARE CENTER			27	100%	27
MINUTE CLINIC, LLC DBA MINUTECLINIC #4505		25	2	7%	27
DUVAL COUNTY HEALTH DEPARTMENT		27			27
HEALTHPARK MEDICAL CENTER ABG LAB		26	1	4%	27
STATEN ISLAND UNIVERSITY HOSPITAL-POUCH		27			27
UCLA HEALTHCARE CLINICAL LABS		23	4	15%	27
SUNLIFE PHARMACY		27			27
ACCESS 365 URGENT CARE		8	19	70%	27
BRANDON COMMUNITY HEALTH CENTER		19	8	30%	27
LEXINGTON PLACE SENIOR LIVING COMMUNITY		27			27
SANTA BARBARA CARE CENTER		17	10	37%	27
SPANISH RIVER HIGH SCHOOL ESE		23	4	15%	27
FAST PACE MEDICAL CLINIC		24	3	11%	27
LOOP PEDIATRICS		22	4	15%	26
LOT HEALTH SERVICES☐	1	25			26
TGH URGENT CARE - RIVERVIEW			26	100%	26
URGENT FAMILY CARE INC		23	3	12%	26
BENTLEY VILLAGE II		17	9	35%	26
STUART REHABILITATION AND HEALTHCARE		12	14	54%	26
ATRIA LADY LAKE		26			26
WEST BROWARD CARE CENTER		24	2	8%	26
PERDIDO URGENT CARE		1	25	96%	26
BODYK		22	4	15%	26
BROOKDALE SOUTHPOINT			26	100%	26
PULMONARY SPECIALISTS OF THE PALM BEACHES		16	10	38%	26
COLORADO DEPARTMENT OF HEALTH LABORATORY SERVICES DIVISION			26	100%	26
WIREGRASS CLINIC LLC		21	5	19%	26
TAMPA BAY CONCIERGE DOCTOR, LLC		24	2	8%	26
OAKTREE HEALTHCARE			26	100%	26
BROOKDALE BRANDON	1	25			26
VETERANS AFFAIRS MEDICAL CENTER - NEW YORK HARBOR		25	1	4%	26
NORTH FLORIDA PEDIATRICS - JACKSONVILLE		22	4	15%	26
MARION PEDIATRICS PA		19	7	27%	26
PALM BEACH COUNTY FIRE RESCUE		24	2	8%	26
ADVENT HEALTH PARTIN SETTLEMENT HEALTH PARK		18	8	31%	26
OPTUMCARE SOUTH FLORIDA, LLC		20	6	23%	26
MONCRIEF ARMY HEALTH CLINIC			26	100%	26
THE MINIER URGENT CARE		20	6	23%	26
WEINBERG VILLAGE		25	1	4%	26

COVID-19: testing by laboratory

Data through Feb 7, 2021 verified as of Feb 8, 2021 at 09:25 AM

Data in this report are provisional and subject to change.

The numbers in the table below represent the number of Florida and non-Florida residents for whom test results were received by the Department of Health. A person can be tested by more than one laboratory and can have both positive and negative results. **Therefore, the sum of the numbers in each column will be larger than the total number of people tested.**

Reporting lab	Inconclusive	Negative	Positive	Percent positive	Total
PREMIER URGENT CARE CENTER LLC			26	100%	26
AESTHETIC ENHANCEMENTS		26			26
NATIONAL MENTOR HEALTHCARE LLC			26	100%	26
HARBORCHASE OF WELLINGTON CROSSING		24	2	8%	26
THE WATERMARK AT VISTAWILLA		25			25
WOMENS CARE FLORIDA LABORATORY		25			25
TALLAHASSEE DEVELOPMENTAL CENTER□		24	1	4%	25
RJ LEE GROUP	1	23	1	4%	25
WEISS PEDIATRIC CARE LLC		16	9	36%	25
LAKES DIALYSIS CENTER INC			25	100%	25
ADVENT HEALTH - LAKE MARY PEDIATRICS		16	9	36%	25
WAKULLA COUNTY HEALTH DEPARTMENT		11	14	56%	25
GARDENS HEALTH NH LLC		25			25
BROWARD HEALTH IMPERIAL POINT NURSING			25	100%	25
ARCPPOINT LABS OF FORT LAUDERDALE		25			25
EAST HILL MEDICAL GROUP		17	8	32%	25
FEDERAL PRISON CAMP PENSACOLA			25	100%	25
MONTEFIORE NEW ROCHELLE HOSPITAL		23	2	8%	25
GASTROENTEROLOGY ASSOCIATES OF PENSACOLA PA		22	3	12%	25
ST. CLOUD HOSPITAL		20	5	20%	25
SANITAS		4	21	84%	25
CHILDRENS MEDICAL CENTER			25	100%	25
UNIPATH		18	7	28%	25
SOMA MEDICAL CENTER PA #3			25	100%	25
ST PETER'S BENDER LABORATORY		25			25
M&V SAN JOSE MEDICAL CENTER			25	100%	25
SYNIVERSE WELLNESS CENTER		21	4	16%	25
Lanier Rehab			25	100%	25
VASSAR BROTHERS MEDICAL CENTER LABORATORY		24	1	4%	25
ALAN A SMITH MD LLC		24	1	4%	25
WESTPAC LABS		1	24	96%	25
UNION CHD		22	3	12%	25
PHYSICIANS PRIMARY CARE OF SW FLORIDA PL		24			24
OAKMONTE VILLAGE		23	1	4%	24
JOSEF SCHENKER MD PC		24			24
UR CARE FAMILY AND SPORTS MEDICINE			24	100%	24
MINUTECLINIC DIAGNOSTIC OF RHODE ISLAND, LLC #212		24			24
THE COMMONWEALTH OF MASSACHUSETTS			24	100%	24
WESTMINSTER WOODS ON JULINGTON CREEK		22	2	8%	24
THE CHAPPEL GROUP RESEARCH		24			24
WELLOW URGENT CARE		23	1	4%	24
ATLAN		21	3	13%	24
AHEC CLINIC		2	22	92%	24
AVENTIS BIO-SERVICES CTL		24			24
PENSACOLA PEDIATRICS - PACE		16	8	33%	24
TARPON BAYOU CENTER			24	100%	24

COVID-19: testing by laboratory

Data through Feb 7, 2021 verified as of Feb 8, 2021 at 09:25 AM

Data in this report are provisional and subject to change.

The numbers in the table below represent the number of Florida and non-Florida residents for whom test results were received by the Department of Health. A person can be tested by more than one laboratory and can have both positive and negative results. **Therefore, the sum of the numbers in each column will be larger than the total number of people tested.**

Reporting lab	Inconclusive	Negative	Positive	Percent positive	Total
RESIDENCE AT BAY VUE		23	1	4%	24
FLORIDA ATLANTIC UNIVERSITY		21	3	13%	24
COLONY CARE CENTER		15	9	38%	24
ATRIA AT ST JOSEPHS		24			24
GULFSIDE HOSPICE INC		21	3	13%	24
CHILDREN'S MEDICAL CENTER			24	100%	24
VILLAGES REHABILITATION AND NURSING CENTER		24			24
THE LODGE AND REHABILITATION CENTER		9	15	63%	24
Bon Secours Maria Manor		19	5	21%	24
MED PLUS FLORENCE		20	4	17%	24
STEWART MELBOURNE HOSPITAL			24	100%	24
RAINBOW PEDIATRICS		1	23	96%	24
SUNQUEST		3	21	88%	24
SENIOR HEALTH OF WINTER PARK DUNDEE		24			24
THE TRADITION OF THE PALM BEACHES		23	1	4%	24
HERITAGE OAKS ASSISTED LIVING & MEMORY CARE		20	4	17%	24
LAKE PLACID HEALTH AND REHABILITATION			24	100%	24
HENNEPIN COUNTY MEDICAL CENTER (HCMC)		13	11	46%	24
ALWAYS BEST CARE SENIOR SERVICES		22	2	8%	24
MADWAR		19	5	21%	24
ADVANCED URGENT CARE		12	12	50%	24
COURTYARDS OF ORLANDO		24			24
ABL MEDICAL CARE LLC			24	100%	24
MILLENNIA ADVANCED SCIENTIFIC LLC			24	100%	24
LABORATORY DYNAMICS		20	4	17%	24
PALMS, THE		24			24
EPIC REFERENCE LABS INC			24	100%	24
NOBLE SENIOR LIVING		3	20	87%	23
RESIDENTIAL PLAZA AT BLUE LAGOON INC		21	2	9%	23
MADISON COUNTY MEMORIAL HOSP		12	11	48%	23
FINLAY C. LABORATORY		3	20	87%	23
SUMTER PEDIATRICS		21	2	9%	23
CERON PEDIATRICS & INTEGRATIVE MEDICIN		23			23
Summit Medical Group Westfield Lab		20	3	13%	23
WUESTHOFF MEDICAL CENTER-MELBOURNE			23	100%	23
CHIPOLA MEDICAL ASSOCIATES		4	19	83%	23
BRADFORD COUNTY HEALTH DEPARTMENT		22	1	4%	23
A & R RESEARCH GROUP		18	5	22%	23
ISLAMORADA VILLAGE OF ISLANDS FIRE RESCUE		22	1	4%	23
ADVENTHEALTH MEDICAL GROUP FAMILY MEDICINE		22	1	4%	23
UNIVERSITY HILLS HEALTH AND REHABILITATION CENTER		18	5	22%	23
ORANGE PEDIATRICS			23	100%	23
OCOE PEDIATRICS		19	4	17%	23
BROOKDALE UNIVERSITY HOSPITAL		22	1	4%	23
ISLAND COAST PEDIATRICS PA		22	1	4%	23
BROOKWOOD BAPTIST MEDICAL CENTER		22	1	4%	23

COVID-19: testing by laboratory

Data through Feb 7, 2021 verified as of Feb 8, 2021 at 09:25 AM

Data in this report are provisional and subject to change.

The numbers in the table below represent the number of Florida and non-Florida residents for whom test results were received by the Department of Health. A person can be tested by more than one laboratory and can have both positive and negative results. **Therefore, the sum of the numbers in each column will be larger than the total number of people tested.**

Reporting lab	Inconclusive	Negative	Positive	Percent positive	Total
HEALTH MED CENTERS		23			23
WOODHOUSE INC		17	6	26%	23
AVOW HOSPICE INC		23			23
PRIME CARE ONE LLC/HARBORCHASE OF VENICE			23	100%	23
SOUTHEASTERN OUTPATIENT SURGERY CENTER		22	1	4%	23
NEW JERSEY		22	1	4%	23
STATE LAB		2	21	91%	23
MINUTE CLINIC DIAGNOSTIC OF SC, LLC #75		22	1	4%	23
MINUTECLINIC DIAGNOSTIC OF SOUTH CAROL		21	2	9%	23
EGL GENETIC DIAGNOSTICS		1	22	96%	23
UF HEALTH NORTH JACKSONVILLE			23	100%	23
GOOD SAMARITAN HOSPITAL LABORATORY		20	3	13%	23
PARK WEST MEDICAL CENTER		22	1	4%	23
COLORADO DEPARTMENT OF PUBLIC HEALTH AND ENVIRONMENT			23	100%	23
DCH REGIONAL MEDICAL CENTER LABORATORY		22	1	4%	23
SUMMIT MEDICAL GROUP - 75 E NORTHFIELD		21	2	9%	23
MD BEAUTY LABS, PA		21	1	5%	22
APOLLO SURGERY CENTER		20	2	9%	22
MOBILE DIVISION LABORATORY		7	15	68%	22
AMELIA ASSISTED LIVING FACILITY		22			22
PINES NURSING HOME		21	1	5%	22
MINUTECLINIC, LLC		18	4	18%	22
PULSE MEDICAL GROUP INC			22	100%	22
FLORIDA HOSPITAL LABS		12	10	45%	22
COASTAL SKIN SURGERY AND DERMATOLOGY		15	7	32%	22
TEN HEALTHCARE		6	16	73%	22
EBEIDS MD PEDIATRICS		19	3	14%	22
BAPTIST PRIMARY BLACK CREEK SOUTH			22	100%	22
FORT CAROLINE GARDENS, INC		20	2	9%	22
STEWART MEDICAL GROUP INC			22	100%	22
DIACARTA INC.		22			22
LAKEVIEW HEALTH CARE SYSTEMS		8	14	64%	22
MIGUEL E TREVINO MD PA		19	3	14%	22
ROCKLEDEGE REGIONAL MEDICAL CENTER		17	5	23%	22
MAYO CLINIC JACKSONVILLE		1	21	95%	22
ADVENT HEALTH EXPRESS		9	13	59%	22
URGENT CARE USA			22	100%	22
SARASOTA MEMORIAL NURSING & REHABILITATION CTR		22			22
SEAGRASS VILLAGE			22	100%	22
GRAND AVENUE RX			22	100%	22
CONCORD LIFE SCIENCES LLC		4	18	82%	22
HUNT CLUB PEDIATRIC ASSOCIATES LLC		19	3	14%	22
ELAN SPANISH SPRINGS		4	18	82%	22
FLORIDA PEDIATRICS		6	16	73%	22
SUNSHINE ASSISTED LIVING		22			22
FIRST CHOICE PEDIATRICS LOOP		20	2	9%	22

COVID-19: testing by laboratory

Data through Feb 7, 2021 verified as of Feb 8, 2021 at 09:25 AM

Data in this report are provisional and subject to change.

The numbers in the table below represent the number of Florida and non-Florida residents for whom test results were received by the Department of Health. A person can be tested by more than one laboratory and can have both positive and negative results. **Therefore, the sum of the numbers in each column will be larger than the total number of people tested.**

Reporting lab	Inconclusive	Negative	Positive	Percent positive	Total
NAPHCARE, INC.		11	10	48%	21
CARESPOT		1	20	95%	21
CARENOW - DOWNTOWN NORTH GULCH		21			21
JUPITER MEDICAL CENTER PHYSICIANS GROUP, INC		19	2	10%	21
GLEN COVE HOSPITAL		21			21
CVS MINUTE CLINIC DIAGNOSTIC OF NORTH CAROL		15	6	29%	21
ARCPPOINT LABS OF WEST PALM BEACH			21	100%	21
ST JUDE CHILDRENS RESEARCH HOSPITAL		21			21
MID FLORIDA PATHOLOGY LLC		20	1	5%	21
LAKE INTERNAL MEDICINE ASSOCIATES PA		17	4	19%	21
PHYSICIANS STAT		2	19	90%	21
ASSISTED LIVING OF BROWARD		21			21
TIFFANY LAKE CARE CENTERS INC		21			21
ADVENTHEALTH MEDICAL GROUP FAMILY & INTERNAL		9	12	57%	21
LAKE COUNTY SCHOOLS EMPLOYEE HEALTH CENTER		14	7	33%	21
MINUTECLINIC DIAGNOSTIC OF NORTH CAROLINA		21			21
MARTHA'S HOUSE & ASSISTED LIVING FACILITY		21			21
CONNECTDX		6	15	71%	21
PATHGROUP			21	100%	21
ROCKLEDGE FAMILY HEALTH			21	100%	21
81ST MEDICAL GROUP			21	100%	21
HUNTINGTON STATION URGENT CARE		20	1	5%	21
MORNINGSIDE MANOR & VILLA ADULT CARE C		21			21
GREEN GABLES ASSISTED LIVING FACILITY		21			21
PALMETTO PEDIATRICS			21	100%	21
BIG BEND CARES, INC		17	4	19%	21
INTERNATIONAL MEDICAL LABORATORY INC		21			21
FREEDOM SQUARE NURSING CENTER		13	8	38%	21
NOVANT HEALTH		15	6	29%	21
PHYSICIANS CARE		18	3	14%	21
DALE MEDICAL CENTER		16	5	24%	21
CANTON-POTSDAM HOSPITAL LABORATORY		21			21
LONG BEACH URGENT CARE		21			21
FORT SANDERS REGIONAL LABORATORY		21			21
CLINICAL PATHOLOGY LABORATORIES SOUTHEAST			21	100%	21
CLEARWATER EMPLOYEE HEALTH CLINIC		7	14	67%	21
ENGLEWOOD HOSPITAL AND MEDICAL CENTER		17	4	19%	21
TROPICANA MANUFACTURING COMPANY INC		21			21
OLIVE BRANCH HEALTH AND REHABILITATION CENTER			21	100%	21
LIFE CARE CENTER OF JACKSONVILLE			21	100%	21
GROWING TOGETHER PEDIATRICS, LLC		17	4	19%	21
VIRTUA		17	4	19%	21
UPMC CHAUTAUQUA AT WCA LABORATORY		20	1	5%	21
MINUTECLINIC DIAGNOSTIC OF MICHIGAN		19	2	10%	21
MIRIMUS CLINICAL LABS		10	11	52%	21
FAMILY AND INTERNAL MEDICINE AT AVALON PARK		18	3	14%	21

COVID-19: testing by laboratory

Data through Feb 7, 2021 verified as of Feb 8, 2021 at 09:25 AM

Data in this report are provisional and subject to change.

The numbers in the table below represent the number of Florida and non-Florida residents for whom test results were received by the Department of Health. A person can be tested by more than one laboratory and can have both positive and negative results. **Therefore, the sum of the numbers in each column will be larger than the total number of people tested.**

Reporting lab	Inconclusive	Negative	Positive	Percent positive	Total
ROADS PEDIATRICS,LLC		19	2	10%	21
MINUTECLINIC, LLC #08366		16	5	24%	21
ARDEN COURTS OF WINTER SPRINGS		18	3	14%	21
APOLLO HEALTH & REHABILITATION		15	5	25%	20
SHORE MEMORIAL HOSPITAL		17	3	15%	20
HILA BECKERMAN MD LLC		19	1	5%	20
BUREAU OF PUBLIC HEALTH	1	1	18	90%	20
CAPE CORAL HOSPITAL ABG LABORATORY		10	10	50%	20
GERALD J KIVETT MD		18	2	10%	20
SOUTHCOR LABORATORY		2	18	90%	20
HALIFAX HEALTH URGENT CARE		3	17	85%	20
CARILLON SPORTS AND FAMILY MEDICINE		16	4	20%	20
CL BRUMBACK PRIMARY CARE CLINIC LANTANA		2	18	90%	20
REDITUS LABORATORIES			20	100%	20
ADVENT HEALTH MEDICAL GROUP- FAMILY MEDICINE AT DR. PHILIPS		15	5	25%	20
MINUTE CLINIC DIAGNOSTIC OF VIRGINIA		16	4	20%	20
ROBERT H JENKINS JR VETERANS' DOMICILIARY HOME OF		17	3	15%	20
MARYLAND DEPARTMENT OF HEALTH			20	100%	20
MEDICAL EXPRESS CORP		18	2	10%	20
HEALTHY MINORS, LLC.		20			20
SOUTH CAROLINA DEPARTMENT OF HEALTH			20	100%	20
POINT OF CARE CLINICS PRIMARY CARE		20			20
TGH MEDICAL GROUP LABORATORY CARROLLWOOD			20	100%	20
NORTH PINELLAS CHILDRENS MEDICAL CENTER			20	100%	20
KRYSTAL BAY NURSING AND REHABILITATION		16	4	20%	20
MAGNOLIA PEDIATRICS		2	18	90%	20
KIVA AT CANTERBURY, LLC		20			20
CARESPOT OF NOCATEE		1	19	95%	20
HARBOUR ISLAND PEDIATRICS		12	8	40%	20
CIGNA PBSO WEST PALM			20	100%	20
BETHESDA HEALTH PHYSICIAN GROUP INC			20	100%	20
HENDRY REGIONAL CORPORATE HEALTH			20	100%	20
HOWARD BEACH URGENT CARE		20			20
BAY PEDIATRICS PA		18	2	10%	20
ESTATES MEDICAL CENTER		12	8	40%	20
SOUTH FLORIDA DIALYSIS CENTER		8	12	60%	20
BEST MEDICAL CENTER		11	9	45%	20
PONCE PLAZA NURSING & REHAB CENTER		4	16	80%	20
PALMS MEDICAL GROUP - LAKE CITY WEST		3	17	85%	20
ERIC C MARSHAL MD, PC DBA MINUTECLINIC		19	1	5%	20
MICHAEL A VENAZIO MD		18	2	10%	20
LAKE WORTH MANOR		19	1	5%	20
MONROE COUNTY DETENTION CENTER			19	100%	19
GOOD SAMARITAN SOCIETY OF DAYTONA		16	3	16%	19
GRAND LIVING AT LAKEWOOD RANCH		19			19
MORRIS PARK URGENT CARE		16	3	16%	19

COVID-19: testing by laboratory

Data through Feb 7, 2021 verified as of Feb 8, 2021 at 09:25 AM

Data in this report are provisional and subject to change.

The numbers in the table below represent the number of Florida and non-Florida residents for whom test results were received by the Department of Health. A person can be tested by more than one laboratory and can have both positive and negative results. **Therefore, the sum of the numbers in each column will be larger than the total number of people tested.**

Reporting lab	Inconclusive	Negative	Positive	Percent positive	Total
PRIMECARE OF DOTHAN-DALEVILLE CLINIC		14	5	26%	19
TOTAL ACCESS URGENT CARE			19	100%	19
STONE WASH CLINICAL LABORATORIES		2	17	89%	19
MEDEXPRESS URGENT CARE - BLOOMINGTON		16	3	16%	19
NANO HEALTH ASSOCIATES LLC		19			19
BRIDGEWAY HEALTH CLINICS INC			19	100%	19
COASTAL COMPLETE CARE		11	8	42%	19
SEVEN RIVERS REGIONAL MEDICAL CENTER		5	14	74%	19
MED HEALTH SERVICES		18	1	5%	19
ROSLYN URGENT CARE		19			19
Salerno Bay Health & Rehabilitation Center		13	6	32%	19
NEWYORK-PRESBYTERIAN/ LAWRENCE HOSPITAL LABORATORY		17	2	11%	19
FLORIDA ENDOSCOPY & SURGERY CTR LLC		19			19
JEFFERSON K-12, A SOMERSET SCHOOL- CLINIC		16	3	16%	19
NO NAME		8	11	58%	19
BITTINGS APOTHECARY INC		15	4	21%	19
PROFESSIONAL PARK PEDIATRICS PA			19	100%	19
MEDEXPRESS - BLOOMIN BRANDS		4	15	79%	19
SOLE HEALTH LLC		19			19
D W MCMILLAN MEMORIAL HOSPITAL		9	10	53%	19
REGENCY SQUARE MALL - SEARS		3	16	84%	19
HOLIDAY MEDICAL ASSOCIATES		1	18	95%	19
BROOKDALE MANDARIN CENTRAL		6	13	68%	19
UAH STUDENT HEALTH CENTER		12	7	37%	19
BAYVIEW MEDICAL		19			19
ESOTERIX GENETIC LABORATORIES		16	3	16%	19
ROYAL PALM MEDICAL GROUP, INC		19			19
ISLAND LAKE CENTER		4	15	79%	19
FLORIDA COMMUNITY HEALTH CENTER OF ST. LUCIE		1	18	95%	19
INTEGRATED REGIONAL LABORATORIES - LARGO			19	100%	19
LOVING CARE OF THE TREASURE COAST LLC	1	13	5	26%	19
OHIO CVS STORES, LLC DBA		17	2	11%	19
ALL PEDIATRIC CARE			19	100%	19
SONATA BOYNTON BEACH		17	2	11%	19
ST VINCENT'S EAST		17	2	11%	19
BASSETTI MEDICAL RESEARCH INC		15	4	21%	19
LAB INTERMARKET FACILITY LAB		1	18	95%	19
UNIV OF NORTH ALABAMA HEALTH CENTER		18	1	5%	19
BIGGERS FAMILY MEDICINE PA		17	1	6%	18
KIVA AT CANTERBURY		1	17	94%	18
TPCA CLINICAL LABORATORIES		15	3	17%	18
HOLLISMED LLC		17	1	6%	18
MARION COUNTY HEALTH DEPARTMENT		17	1	6%	18
Wesley Place on Honeysuckle		16	2	11%	18
HARTFORD HOSPITAL ANCILLARY LAB		17	1	6%	18
HUNT CLUB MEDICAL		13	5	28%	18

COVID-19: testing by laboratory

Data through Feb 7, 2021 verified as of Feb 8, 2021 at 09:25 AM

Data in this report are provisional and subject to change.

The numbers in the table below represent the number of Florida and non-Florida residents for whom test results were received by the Department of Health. A person can be tested by more than one laboratory and can have both positive and negative results. **Therefore, the sum of the numbers in each column will be larger than the total number of people tested.**

Reporting lab	Inconclusive	Negative	Positive	Percent positive	Total
ALLCARE MEDICAL CENTERS PC		18			18
MINUTECLINIC DIAGNOSTIC PA		16	2	11%	18
ROCKLAND URGENT CARE FAMILY HEALTH NP		18			18
WALGREENS COVID-19		14	4	22%	18
ASURANCE SCIENTIFIC LABORATORIES		18			18
XPRESS WELLNESS URGENT CARE			18	100%	18
LIGHTHOUSE PEDIATRICS OF NAPLES		14	4	22%	18
TIMBERLANE LODGE ALF	1	10	7	39%	18
UM MILLER SCHOOL OF MEDICINE			18	100%	18
PINELLAS 1 HOME HEALTH CARE CORP		18			18
JACKSON NORTH MEDICAL CENTER		2	16	89%	18
DEPT OF VA MEDICAL CENTER - BAY PINES			18	100%	18
Gulf Shore Care Center		14	4	22%	18
JUST FOR KIDS PEDIATRICS		5	13	72%	18
MARQUES PEDIATRICS			18	100%	18
MID-FLORIDA PATHOLOGY, LLC		12	6	33%	18
Clearwater Center		8	10	56%	18
TOTAL RENAL LABORATORIES INC		13	5	28%	18
SPRINGWOOD COURT		13	5	28%	18
ENCOMPASS HEALTH REHABILITATION HOSPITAL OF SARASOTA		18			18
CENTERPLACE HEALTH		2	16	89%	18
MINIMALLY INVASIVE VASCULAR INC		16	2	11%	18
NASSAU COUNTY JAIL		17	1	6%	18
UTAH DEPARTMENT OF HEALTH			18	100%	18
ROWLETT MIDDLE ACADEMY		16	2	11%	18
MICHELLE S PAGE MD PA		18			18
COMMONWEALTH OF MASSACHUSETTS			18	100%	18
ADIRONDACK MEDICAL CENTER		18			18
Sovereign Laboratory Services, LLC		16	2	11%	18
BOZEMAN HEALTH DEACONESS HOSPITAL		13	5	28%	18
RAINBOW PEDIATRIC CENTER		2	16	89%	18
MCWHORTER SCHOOL OF PHARMACY		18			18
GRAND VILLA OF ST. PETERSBURG		16	2	11%	18
MADISON CORE LABORATORIES		17	1	6%	18
JUPITER MEDICAL CENTER			18	100%	18
MD NOW MEDICAL CENTERS INC		1	17	94%	18
FAMILY CARE CYPRESS CREEK		1	17	94%	18
CARDIOLOGY AND MEDICINE ASSOCIATES INC		18			18
TENNESSEE DEPARTMENT OF HEALTH		14	4	22%	18
LAKE CO EMPLOYEE HEALTH AND WELLNESS CENTER		16	2	11%	18
CENTRAL FLORIDA PEDIATRIC URGENT CARE LLC		16	2	11%	18
CLERMONT ADVENTHEALTH CENTRA CARE			18	100%	18
MOORINGS PARK OAKSTONE AT GREY OAKS		17	1	6%	18
BAPTIST HEALTH URGENT CARE AT WEST BOCA		18			18
CONSOLIDATED LAB SERVICES		8	10	56%	18
NEW YORK PRESBYTERIAN - ALLEN HOSPITAL		18			18

COVID-19: testing by laboratory

Data through Feb 7, 2021 verified as of Feb 8, 2021 at 09:25 AM

Data in this report are provisional and subject to change.

The numbers in the table below represent the number of Florida and non-Florida residents for whom test results were received by the Department of Health. A person can be tested by more than one laboratory and can have both positive and negative results. **Therefore, the sum of the numbers in each column will be larger than the total number of people tested.**

Reporting lab	Inconclusive	Negative	Positive	Percent positive	Total
VILLA COURT LLC		18			18
MARATHON HEALTH FOR LIFE		16	2	11%	18
COASTAL FAMILY PRACTICE		10	8	44%	18
AURORA DIAGNOSTICS		6	12	67%	18
TEXAS DEPARTMENT OF STATE HEALTH SERVICES		3	15	83%	18
GENERAL INTERNAL MEDICINE MEDICAL CTR CLINIC		13	5	28%	18
OSCEOLA ALF OPERATOR, LLC DBA□		17			17
MARCO DRUGS AND COMPOUNDING		13	4	24%	17
ASCENSION ST VINCENT'S PRIMARY CARE			17	100%	17
BIOREFERENCE LABORATORIES INC		3	14	82%	17
PARRISH HEALTH CENTER		14	3	18%	17
GENTIVA HEALTH SERVICES		15	2	12%	17
HEALTHCARE NOW			17	100%	17
BHA CENTRAL COUNTY CLINIC		1	16	94%	17
DIEGO FALLON MD PA		6	11	65%	17
ST. JUDES LABORATORIES		12	5	29%	17
UVMMC MICROBIOLOGY		16	1	6%	17
COOPER HEALTHCARE		17			17
BROOKDALE ST AUGUSTINE			17	100%	17
JESSIE TRICE COMMUNITY HEALTH SYSTEM, INC		1	16	94%	17
WALGREEN EASTERN CO, INC		17			17
WINTER PARK FAMILY PRACTICE LLC		17			17
COAST MED URGENT CARE		16	1	6%	17
RESOLVE MOLECULAR DIAGNOSTICS		13	4	24%	17
THE CANOPY AT HARPER LAKE	1		16	94%	17
GUARDANT HEALTH		12	5	29%	17
WELLMED AT LAKE COPELAND		11	6	35%	17
URGENT CARE WEST CLINIC		14	3	18%	17
WINSHIPS PHARMACY INC		17			17
BAYCARE MEDICAL GROUP INC			17	100%	17
NEW YORK METHODIST HOSPITAL		13	4	24%	17
BAYFRONT HMA CONVENIENT CARE, LLC		2	15	88%	17
VALLEY IMMEDIATE CARE		15	2	12%	17
EP MEDICAL EQUIPMENT PHARMACY		16	1	6%	17
ST ELIZABETH MEDICAL CENTER LABORATORY		16	1	6%	17
HELIX DIAGNOSTICS			17	100%	17
BAYCARE HEALTH SYSTEMS, LLC			17	100%	17
FUNGAL REFERENCE LABORATORY		12	5	29%	17
BARTON FAMILY PRACTICE		8	9	53%	17
BAY BREEZE HEALTH AND REHABILITATION CENTER		9	8	47%	17
WELLINGTON FAMILY PRACTICE		13	4	24%	17
TENDER CARE ALF		17			17
OCEANSIDE URGENT CARE		17			17
Z UROLOGY		17			17
URGENT CARE AT LONGWOOD			17	100%	17
PRO HEALTH FAMILY PHYSICIANS, NYSTROM		16			16

COVID-19: testing by laboratory

Data through Feb 7, 2021 verified as of Feb 8, 2021 at 09:25 AM

Data in this report are provisional and subject to change.

The numbers in the table below represent the number of Florida and non-Florida residents for whom test results were received by the Department of Health. A person can be tested by more than one laboratory and can have both positive and negative results. **Therefore, the sum of the numbers in each column will be larger than the total number of people tested.**

Reporting lab	Inconclusive	Negative	Positive	Percent positive	Total
ALAN SERURE MD		16			16
OKEECHOBEE HEALTHCARE FACILITY			16	100%	16
CARE HERE		1	15	94%	16
FAST TRACK URGENT CARE CENTER - TYRONE			16	100%	16
TOTTENVILLE CIRCLE URGENT CARE		16			16
ALL FLORIDA FAMILY & SPORTS MEDICINE		15	1	6%	16
MINUTECLINIC DIAGNOSTIC OF PENNSYLVANIA		16			16
PANAMA CITY VITAS HOSPICE		16			16
JOSEPH SCHENKER MD PC DBA CENTERS URGENT		14	2	13%	16
MEDEXPRESS URGENT CARE LEWISBURG		15	1	6%	16
WELLMED AT PLANT CITY		9	7	44%	16
OCALA OAKS REHABILITATION CENTER		12	4	25%	16
DARDEN WELLNESS CENTER		13	3	19%	16
MD PLUS URGENT CARE, LLC			16	100%	16
NOVANT HEALTH GOHEALTH URGENT CARE-HARRISBURG		8	8	50%	16
MINUTECLINIC DIAGNOSTIC OF ILLINOIS L		14	2	13%	16
GRAND VILLA OF ALTAMONTE SPRINGS		9	7	44%	16
ADVENT HEALTH - ZEPHYRHILLS			16	100%	16
HEALTHWORKS MED GROUP OF FLORIDA PA	2	9	5	31%	16
DIXIE COUNTY HEALTH DEPARTMENT		10	6	38%	16
49D2045214PHYSICIAN OFFICE WAIVER MEDEXPRESS URGENT CARE - HARRISONBU		7	9	56%	16
CAREHERE- LCS LEESBURG			16	100%	16
MILLENNIUM PHYSICIAN GRP LLC NAPLES PINE RIDGE			16	100%	16
MINUTECLINIC DIAGNOSTIC OF NORTH CAROLINA PC		14	2	13%	16
FLORIDA HOSPITAL WINTER GARDEN		14	2	13%	16
BONIFAY NURSING AND REHABILITATION CENTER			16	100%	16
PROMEDICA LABORATORIES		11	5	31%	16
SHELBY BAPTIST MEDICAL CENTER		11	5	31%	16
STARLING AT NOCATEE			16	100%	16
Citymd Of Lacey		14	2	13%	16
INTERNAL MEDICINE ASSOCIATES & SPECIALTIES INC		15	1	6%	16
JOSEPH MIGNOGNA		13	3	19%	16
CARESPOT EXPRESS HEALTHCARE			16	100%	16
SRMC AVALON		9	7	44%	16
HARBOR BEACH NURSING AND REHABILITATION CENTER		14	2	13%	16
MIRIMUS INC		1	15	94%	16
ODYSSEY HEALTHCARE OF MARION COUNTY, LLC		15	1	6%	16
ROBERT WOOD JOHNSON UNIVERSITY HOSP		14	2	13%	16
REGENEXX TAMPA BAY		14	2	13%	16
ALBIBI		1	15	94%	16
GRACE MEDICAL HOME		12	4	25%	16
Lab MSMC Hialeah			16	100%	16
ST AUGUSTINE PLANTATION		1	15	94%	16
MINUTECLINIC DIAGNOSTIC OF RHODE ISLAND, LLC #590		15	1	6%	16
REHAB AND HEALTHCARE CENTER OF CAPE CORAL		16			16
URGENT CARE CLINIC OF LINCOLN		14	2	13%	16

COVID-19: testing by laboratory

Data through Feb 7, 2021 verified as of Feb 8, 2021 at 09:25 AM

Data in this report are provisional and subject to change.

The numbers in the table below represent the number of Florida and non-Florida residents for whom test results were received by the Department of Health. A person can be tested by more than one laboratory and can have both positive and negative results. **Therefore, the sum of the numbers in each column will be larger than the total number of people tested.**

Reporting lab	Inconclusive	Negative	Positive	Percent positive	Total
CRUCIAL CARE		10	6	38%	16
XERA MED RESEARCH			16	100%	16
ST CATHERINE OF SIENA HOSPITAL		14	2	13%	16
MAITLAND PRIMARY CARE		9	7	44%	16
HEALTH CENTRAL HOSPITAL			16	100%	16
MASSACHUSETTS GENERAL HOSPITAL		1	15	94%	16
NORTHWEST FLORIDA SLEEP		1	15	94%	16
STATEN ISLAND UNIVERSITY HOSPITAL		15	1	6%	16
CLEVELAND CLINIC FLORIDA		1	14	93%	15
COLLEGE POINT URGENT CARE		13	2	13%	15
MINUTE CLINIC DIAGNOSTIC OF NEW JERSEY		15			15
PBC FIREFIGHTER BENEFIT FUND WELLNESS CENTER		1	14	93%	15
SINAI HOSPITAL OF BALTIMORE		15			15
MINUTECLINIC DIAGNOSTIC MEDICAL GROUP		14	1	7%	15
EASTLAKE PEDIATRICS - TRINITY		15			15
MINUTECLINIC DIAGNOSTIC OF TN PC #378		14	1	7%	15
FAMILY CARE CENTER OF ARLINGTON		10	5	33%	15
JOSEF SCHENKER MD PC DBA CENTERS URGENT		14	1	7%	15
BAPTIST MEMORIAL HEALTH CARE		13	2	13%	15
TELEVISIT MALABAR PEDIATRICS		5	10	67%	15
HODGES CLUSTER		2	13	87%	15
SOUTH NASSAU COMMUNITIES HOSPITAL		12	3	20%	15
BAPTIST MEDICAL CENTER EAST		11	4	27%	15
FLUSHING HOSPITAL MEDICAL CENTER		12	3	20%	15
ENCOMPASS HEALTH REHABILITATION HOSPITAL OF PANAMA CITY		10	5	33%	15
HOLLEY-NAVARRE MEDICAL CLINIC		5	10	67%	15
EXPRESS FAMILY CARE LLC			15	100%	15
PREMIUM HEALTH SERVICES OF TAMPA BAY LLC		10	5	33%	15
MEADOWCREST MOLECULAR DIAGNOSTICS, LLC			15	100%	15
GLEN OAKS URGENT CARE		15			15
BAYLOR GENETICS		6	9	60%	15
MILTON 4707		15			15
BOCA SIMON LAB		1	14	93%	15
MEDICINE AT LONGWOOD		15			15
ORLANDO HEALTH		2	13	87%	15
MINUTECLINIC, LLC, DBA MINUTECLINIC #5		12	3	20%	15
AJU GEORGE MD PA			15	100%	15
PRATTVILLE BAPTIST HOSPITAL		12	3	20%	15
CRESTVIEW IMMEDIATE CARE LL			15	100%	15
SOUTH CAROLINA DEPT OF HEALTH AND ENVIRONMENT CONTROL		2	13	87%	15
DIATHERIX		13	2	13%	15
Astoria Health and Rehab		15			15
BLOUNT MEMORIAL HOSPITAL		13	2	13%	15
CENTER ONE SURGERY CENTER		11	4	27%	15
ST LUCIE COUNTY JAIL		9	6	40%	15
FIRST CHOICE PEDIATRICS INC		14	1	7%	15

COVID-19: testing by laboratory

Data through Feb 7, 2021 verified as of Feb 8, 2021 at 09:25 AM

Data in this report are provisional and subject to change.

The numbers in the table below represent the number of Florida and non-Florida residents for whom test results were received by the Department of Health. A person can be tested by more than one laboratory and can have both positive and negative results. **Therefore, the sum of the numbers in each column will be larger than the total number of people tested.**

Reporting lab	Inconclusive	Negative	Positive	Percent positive	Total
EAR NOSE & THROAT ASSOCIATES OF MANATEE PA		15			15
TRINITY MEDICAL ASSOCIATES LLC			15	100%	15
MINUTECLINIC MINUTECLINIC #8746		14	1	7%	15
BESSENT ROAD GROUP HOME		15			15
CHARLOTTE CHD PORT CHARLOTTE		12	3	20%	15
BVL PEDIATRICS		14	1	7%	15
FLORIDA DEPARTMENT OF HEALTH IN HILLSBOROUGH COUNTY		1	14	93%	15
MULBERRY'S MOBILE PROVIDER SERVICES LLC		1	14	93%	15
PATHLINE			15	100%	15
MACKOUL PEDIATRICS FORT MYERS			15	100%	15
COLLIER PHARMACY		11	4	27%	15
SOUTHEASTERN UNIVERSITY INC		14			14
DOCTORS MEDICAL CENTER OF WALTON COUNTY CLINIC			14	100%	14
NORTHWEST FLORIDA ENT, PA		5	9	64%	14
POLK CHD BARTOW		13	1	7%	14
BENTON HOUSE OF PORT ORANGE		8	6	43%	14
ROSS MEDICAL GROUP			14	100%	14
MEDEMERGE		13	1	7%	14
FORT HAMILTON URGENT CARE		14			14
ST CLOUD MEDICAL GROUP		12	2	14%	14
MINUTECLINIC DIAGNOSTICS MEDICAL GROUP		13	1	7%	14
INN AT LAKE SEMINOLE SQUARE, THE		14			14
BREVARD HEALTH ALLIANCE INC, THE		9	5	36%	14
AUBURN COMMUNITY HOSPITAL		12	2	14%	14
SUNSHINE PEDIATRICS OF CENTRAL FLORIDA PL		12	2	14%	14
OPIS ISLAND LAKE CENTER		13	1	7%	14
ALAN L MELOTEK MD		14			14
MEADOWCREST FAMILY PHYSICIANS PA			14	100%	14
SONORAN DESERT PATHOLOGY ASSOCIATES			14	100%	14
CLEVELAND CLINIC			14	100%	14
URGENT TEAM		11	3	21%	14
ORLANDO FAMILY MEDICINE		5	9	64%	14
HUDSON VALLEY HOSPITAL CENTER LABORATORY		13	1	7%	14
BOCA SIMON		2	12	86%	14
AIR, LAND & SEA PHYSICALS & CONSULTATIONS, LLC		13	1	7%	14
ARDEN COURTS OF PALM HARBOR			14	100%	14
AMERICAN HEALTH ASSOCIATES INC		1	13	93%	14
COMMUNITY HEALTH OF SOUTH FLORIDA INC			14	100%	14
BASSETTI & ASSOCIATES, MD, PA			14	100%	14
LAKELAND HILLS CENTER		7	7	50%	14
The Evangelical Lutheran Good Samaritan Society		14			14
ASTORIA HEALTH AND REHABILITATION CENTER		13	1	7%	14
CORE LABORATORY		1	13	93%	14
PEDIATRIC SERVICES AND BREATHING CENTER PA		10	4	29%	14
HEALTHFIRST ADVENT HEALTH CENTRA CARE COCOA BEACH			14	100%	14
RIVERSIDE COTTAGES AT THE SHORES, LLC			14	100%	14

COVID-19: testing by laboratory

Data through Feb 7, 2021 verified as of Feb 8, 2021 at 09:25 AM

Data in this report are provisional and subject to change.

The numbers in the table below represent the number of Florida and non-Florida residents for whom test results were received by the Department of Health. A person can be tested by more than one laboratory and can have both positive and negative results. **Therefore, the sum of the numbers in each column will be larger than the total number of people tested.**

Reporting lab	Inconclusive	Negative	Positive	Percent positive	Total
LPG CONVENIENT CARE AT METRO		14			14
EPIPHANY HEALTH		8	6	43%	14
INDIANA STATE DEPARTMENT OF HEALTH		1	13	93%	14
SOUTHEASTERN LABORATORY			14	100%	14
Consulate Health Care of Jacksonville			14	100%	14
FAMILY CARE			14	100%	14
GUIDEWELL EMERGENCY MEDICINE DOCTORS LLC		2	12	86%	14
STATMED OCALA			14	100%	14
UC HEALTH UNIVERSITY HOSPITAL		11	3	21%	14
Belleair Healthcare Center		8	6	43%	14
SIGMUND LABS LLC		14			14
Terrace of Jacksonville			14	100%	14
MEDEXPRESS URGENT CARE, MOON TOWNSHIP		13	1	7%	14
CUSTEAD CARE CENTER HAVEN HOSPICE		12	2	14%	14
NURSING PLUS OF BROWARD LLC		1	13	93%	14
WALK IN URGENT CARE			14	100%	14
ST JOSEPH HOSPITAL		13	1	7%	14
NORTHWESTERN MEMORIAL HOSPITAL			14	100%	14
NORTHWEST FLORIDA COMMUNITY HOSPITAL 3RD FLOOR		12	1	8%	13
CVS MINUTE CLINIC DIAGNOSTIC OF TEXAS LLC		10	3	23%	13
LAKE HOWARD HEIGHTS	1	11	1	8%	13
ADVENT HEALTH - KISSIMMEE		3	10	77%	13
DYNAMIC DNA LAB		1	12	92%	13
CAREATC			13	100%	13
DAVITA DIALYSIS		4	9	69%	13
ADVENTHEALTH MEDICAL GROUP PULMONOLOGY		11	2	15%	13
GENEXPERT			13	100%	13
FORT WALTON BEACH DEVELOPMENTAL CENTER		12	1	8%	13
PROHEALTH CARE ASSOCIATES MOBILE		10	3	23%	13
FLORIDA STATE HOSPITAL			13	100%	13
BRYAN WHITFIELD MEMORIAL HOSPITAL		8	5	38%	13
SHELBY COUNTY HEALTH CARE CORPORATION		10	3	23%	13
MINUTECLINIC #8699		10	3	23%	13
INTERMOUNTAIN CENTRAL LAB		1	12	92%	13
BAYA URGENT CARE LLC		1	12	92%	13
MONTEFIORE ST LUKE'S CORNWALL HOSPITAL		10	3	23%	13
HARBOR CHASE OF JACKSONVILLE			13	100%	13
MINUTECLINIC DIAGNOSTIC OF TN, PC 6438		11	2	15%	13
BROOKLYN HOSPITAL CENTER DOWNTOWN CAMPUS		13			13
TREASURE COAST URGENT CARE			13	100%	13
VALDOSTA FAMILY MEDICINE		1	12	92%	13
MELBOURNE FAMILY PRACTICE		12	1	8%	13
PHELPS HOSPITAL LABORATORY		11	2	15%	13
EAR NOSE AND THROAT ASSOCIATES OF MANATEE, P.A.		10	3	23%	13
Sunnyside Care Center		13			13
BROOKDALE DELAND			13	100%	13

COVID-19: testing by laboratory

Data through Feb 7, 2021 verified as of Feb 8, 2021 at 09:25 AM

Data in this report are provisional and subject to change.

The numbers in the table below represent the number of Florida and non-Florida residents for whom test results were received by the Department of Health. A person can be tested by more than one laboratory and can have both positive and negative results. **Therefore, the sum of the numbers in each column will be larger than the total number of people tested.**

Reporting lab	Inconclusive	Negative	Positive	Percent positive	Total
LAKEWOOD RANCH MEDICAL CENTER CLINICAL LAB			13	100%	13
ADVENT HEALTH - WINTER HAVEN		7	6	46%	13
PARKWEST MEDICAL CENTER		11	2	15%	13
UNIVERSITY HOSPITAL UC HEALTH		9	4	31%	13
CLINICAL LABORATORY SERVICES			13	100%	13
HORIZON MEDICAL GROUP		11	2	15%	13
COMPREHENSIVE CHILDCARE ASSOCIATES		8	5	38%	13
MINUTECLINIC DIAGNOSTIC OF TN PC #566		11	2	15%	13
PREMIER LABORATORY SERVICES, LLC		5	8	62%	13
ORANGE REGIONAL MEDICAL CENTER LABORATORY		10	3	23%	13
ROCKLEDGE		3	10	77%	13
ESCAMBIA COMMUNITY CLINIC		2	11	85%	13
ORCHID COVE		3	10	77%	13
AVALON MEDICAL WALK IN CLINIC			13	100%	13
ELTINGVILLE CIRCLE URGENT CARE		13			13
PRIMARY CARE MEDICINE	1	10	2	15%	13
ANYLABTESTNOW			13	100%	13
IN-OFFICE LAB		12	1	8%	13
PRIMARY CARE WALK IN CLINIC PLLC			13	100%	13
BAYCARE MEDICAL GROUP INC			13	100%	13
LUCID DIAGNOSTICS LABS			13	100%	13
UNIVERSITY LAB			13	100%	13
SOUTHEAST FAMILY HEALTHCARE CENTER			13	100%	13
MEDEXPRESS URGENT CARE - ROBINSON TWP, STEUBENVILLE PIKE		11	2	15%	13
CROSS CARE CENTER			13	100%	13
MAINSTREET FAMILY SELECT		1	12	92%	13
FAMILY HEALTH CENTER			13	100%	13
PBSO WEST PALM FAMILY PRACTICE		1	12	92%	13
GLENBROOKE AT PALM BAY			13	100%	13
VILLA OF KINGS AND QUEENS OF DELRAY		13			13
Floral Health and Rehabilitation, LLC		12	1	8%	13
OPTIONS FOR SENIORS INC DBA PALM KREST MANOR		11	2	15%	13
A AND R RESEARCH GROUP LLC		10	3	23%	13
LIFE CARE OF PORT SAINT LUCIE		3	9	75%	12
GLEN OAKS HEALTH AND REHABILITATION CENTER			12	100%	12
OHIO STATE UNIVERSITY MEDICAL CENTER			12	100%	12
CALLAWAY CLINIC		7	5	42%	12
LAB UNKNOWN		1	11	92%	12
MINUTECLINIC, LLC, DBA MINUTECLINIC #2544		11	1	8%	12
FLORIDA DEPT OF HEALTH		4	8	67%	12
HAVEN HOSPICE			12	100%	12
JFK MEDICAL CENTER NORTH LAB		1	11	92%	12
SUMMIT ATLANTIC SURGERY CENTER		12			12
MINUTECLINIC DIAGNOSTIC OF TN, PC 374		8	4	33%	12
INNOVATIVE RESEARCH OF WEST FLORIDA		9	3	25%	12
WALGREEN		4	8	67%	12

COVID-19: testing by laboratory

Data through Feb 7, 2021 verified as of Feb 8, 2021 at 09:25 AM

Data in this report are provisional and subject to change.

The numbers in the table below represent the number of Florida and non-Florida residents for whom test results were received by the Department of Health. A person can be tested by more than one laboratory and can have both positive and negative results. **Therefore, the sum of the numbers in each column will be larger than the total number of people tested.**

Reporting lab	Inconclusive	Negative	Positive	Percent positive	Total
BROWARD DIALYSIS			12	100%	12
ACADIAN DIAGNOSTIC LABORATORIES		8	4	33%	12
TLC FAMILY CARE HOME INC		12			12
ORMOND MEDICAL ARTS		3	9	75%	12
VERITAS RESEARCH CORP			12	100%	12
ACCESS MEDICAL CENTER			12	100%	12
NAPLES GREEN VILLAGE		12			12
AR ANESTHESIA LLC		11	1	8%	12
APPLE DIAGNOSTICS LAB		5	7	58%	12
PULSE & REMEDY LLC			12	100%	12
SIDDH INC DBA SAN CARLOS PHARMACY		10	2	17%	12
ST PETER'S UNIVERSITY HOSPITAL		9	3	25%	12
SOMA MEDICAL CENTER # 4		2	10	83%	12
MEDEXPRESS URGENT CARE - TIMBERLAKE		11	1	8%	12
STEWART MELBOURNE HOSPITAL, INC	1		11	92%	12
THE PLAZA AT PARKSQUARE		12			12
Lady Lake Specialty Care			12	100%	12
STAT MEDICAL CLINIC III INC		7	5	42%	12
SUWANNEE COUNTY JAIL		11	1	8%	12
SOMA MEDICAL CENTER, P.A.			12	100%	12
GRACE WELLNESS CENTER		3	9	75%	12
WOODLAND TOWERS		6	6	50%	12
METHODIST MEDICAL CENTER		9	3	25%	12
TNC WALK IN CLINIC		9	3	25%	12
FHCP-PORT ORANGE		3	9	75%	12
CVS TN5639POCT FARRAGUT		10	2	17%	12
MINUTECLINIC DIAGNOSTIC OF MICHIGAN PC		11	1	8%	12
CARENOW URGENT CARE-BRENTWOOD		8	4	33%	12
WACO HHSSURGEWACO	1	10	1	8%	12
STEINHATCHEE DRUGS		9	3	25%	12
MERCY MEDICAL CENTER		5	7	58%	12
MI2297090CV HOLLAND-23D2189684		12			12
CRANES VIEW LODGE			12	100%	12
NATIONAL GENETICS INST LABCORP		4	8	67%	12
BROOKDALE CITRUS			12	100%	12
PANCARE HEALTH - WEWA ELEMENTARY			12	100%	12
ORLANDO CLINICAL RESEARCH CENTER		11	1	8%	12
IREPERTOIRE_MOL_LAB		12			12
Grand Villa of Deerfield Beach		10	2	17%	12
NOVALIFE MEDSPA			12	100%	12
MERIDIAN AT WATERWAYS, THE		10	2	17%	12
LONG ISLAND JEWISH VALLEY STREAM		12			12
FAMILY MEDICINE AT LONGWOOD			12	100%	12
BAY COUNTY HEALTH DEPARTMENT		10	2	17%	12
MI CASA DORADA ASSISTED LIVING FACILIT		12			12
FLORIDA PRESBYTERIAN HOMES INC		11	1	8%	12

COVID-19: testing by laboratory

Data through Feb 7, 2021 verified as of Feb 8, 2021 at 09:25 AM

Data in this report are provisional and subject to change.

The numbers in the table below represent the number of Florida and non-Florida residents for whom test results were received by the Department of Health. A person can be tested by more than one laboratory and can have both positive and negative results. **Therefore, the sum of the numbers in each column will be larger than the total number of people tested.**

Reporting lab	Inconclusive	Negative	Positive	Percent positive	Total
MC DIAGNOSTIC OF CONNECTICUT, PC #775		11	1	8%	12
LEON CHD		12			12
COMMUNITY HOME HEALTH CARE		12			12
KESHAV RX LLC		11	1	8%	12
MINUTECLINIC DIAGNOSTIC OF LOUISIANA		11	1	8%	12
WORLD WRESTLING ENTERTAINMENT			12	100%	12
CARINGTON MANOR		11			11
TELEVISIT PALM BAY FAMILY PRACTICE		9	2	18%	11
DESOTO HEALTH AND REHAB LLC		7	4	36%	11
WATSON HEALTHCARE		8	3	27%	11
ST JOSEPHS HOSPITAL SOUTH HOSPITAL			11	100%	11
CARLOS PORTU MD, PLLC			11	100%	11
ELITE HOME HEALTH SERVICES		11			11
NORTHERN WESTCHESTER HOSPITAL LABORATORY		9	2	18%	11
CORNER OAK ESTATE LLC		11			11
ST ANTHONY'S HOSP PATIENT CARE SERVICE			11	100%	11
AIM LABORATORIES			11	100%	11
EMERALD COAST PEDIATRICS			11	100%	11
SANFORD PEDIATRIC ASSOCIATES, PA		9	2	18%	11
ARNOT OGDEN MEDICAL CENTER LABORATORY		11			11
St Joseph's Hospital & Medical Center		10	1	9%	11
ALCOVE ASSISTED LIVING FACILITY		11			11
CITRUS CARE CLINIC			11	100%	11
QUOTIENT SCIENCES LABS LLC			11	100%	11
PRIMECARE ACQUISITION FAMILY PRACTICE INC		11			11
COMMUNITY HEALTH OF SOUTH FLORIDA			11	100%	11
MEDEXPRESS URGENT CARE-ALTOONA		9	2	18%	11
MHHS All Lab Subsection		11			11
BELLEVUE HOSPITAL CENTER DEPARTMENT		11			11
NIGHT LITE PEDIATRICS CENTER, LLC		1	10	91%	11
TMH FSU RAPID LABORATORY		2	9	82%	11
WINTER PARK CARE AND REHABILITATION			11	100%	11
SENIOR HOME CARE INC		11			11
GADSDEN REGIONAL MEDICAL CENTER		11			11
BAPTIST PRIMARY CARE PONTE VEDRA		6	5	45%	11
SAMARITAN MEDICAL CENTER		11			11
GNT ASSOCIATES		10	1	9%	11
PRIMECARE AT PORT ORANGE			11	100%	11
PINELLAS COUNTY HEALTH DEPARTMENT		2	9	82%	11
CARE FAST MURABELLA		7	4	36%	11
St. Annes Nursing Center, St. Annes Residence, Inc.		11			11
LEHIGH VALLEY HOSPITAL		3	8	73%	11
VIRTUA WEST JERSEY HOSPITAL VOORHEES		9	2	18%	11
SEMORAN FAMILY HEALTH LLC		10	1	9%	11
DMH STEINHATCHEE FAMILY MEDICINE		8	3	27%	11
REDMED CLINIC OF ARLINGTON		10	1	9%	11

COVID-19: testing by laboratory

Data through Feb 7, 2021 verified as of Feb 8, 2021 at 09:25 AM

Data in this report are provisional and subject to change.

The numbers in the table below represent the number of Florida and non-Florida residents for whom test results were received by the Department of Health. A person can be tested by more than one laboratory and can have both positive and negative results. **Therefore, the sum of the numbers in each column will be larger than the total number of people tested.**

Reporting lab	Inconclusive	Negative	Positive	Percent positive	Total
MEDICAL CENTER AFFILIATES WEST PALM			11	100%	11
FLORIDA MEDICAL CLINIC IM MLK		9	2	18%	11
MORTON PLANT MEASE			11	100%	11
SURGERY CENTER OF CORAL GABLES LLC,THE		9	2	18%	11
MAIN STREET MEDICAL CENTER OF CRESTVIEW PA		1	10	91%	11
GENESIS		7	4	36%	11
TROPICANA		5	6	55%	11
WHITE-WILSON MEDICAL CENTER		11			11
THE TERRACE OF SAINT CLOUD		9	2	18%	11
UNIVERSITY CENTRA CARE		10	1	9%	11
BIOTECH CLINICAL LABORATORIES, INC.		1	10	91%	11
FAMILY PRACTICE ON THE GO		6	5	45%	11
ADVENTHEALTH MEDICAL GROUP CARE CLINIC AT		8	3	27%	11
WANTAGH URGENT CARE		8	3	27%	11
GEORGE W FERGUSON MD-CONCIERGE MEDICAL SERVICES PL		10	1	9%	11
ACCESS HEALTH CARE PHYSICIANS LLC		4	7	64%	11
FIRST CHOICE PEDIATRICS WINTER SPRINGS		10	1	9%	11
PALM BEACH PATHOLOGY		9	2	18%	11
MOUNT DORA PEDIATRICS		9	2	18%	11
CULINARY INSTITUTE OF AMERICA STUDENT	3	8			11
WEEMS MEMORIAL HOSPITAL		7	4	36%	11
AVENTURA HOSPITAL AND MEDICAL CENTER			11	100%	11
WELLMED AT SOUTH PARSONS		9	2	18%	11
UMHC/SYLVESTER AT KENDALL		1	10	91%	11
YORKVILLE PEDIATRIC URGENT CARE		10			10
CORONA PATHOLOGY		10			10
ACCESS PHARMACY		10			10
ADVENTIST HEALTH SYSTEM FLORIDA DEPT OF HEALTH		6	4	40%	10
VASCONCELLO COHEN MD PA		9	1	10%	10
ADVENTHEALTH MEDICAL GROUP		9	1	10%	10
PANCARE HEALTH - VERNON ELEMENTARY			10	100%	10
ADVENTHEALTH MEDICAL GROUP PEDIATRICS AT		2	8	80%	10
MINUTECLINIC DIAGNOSTIC OF LOUISIANA,		9	1	10%	10
CARENOW URGENT CARE - EAST NASHVILLE		8	2	20%	10
MEDEXPRESS URGENT CARE-KATY		7	3	30%	10
MEDEXPRESS URGENT CARE - LAFAYETTE		9	1	10%	10
FORT PIERCE FAMILY CARE INC		4	6	60%	10
MEYER PEDIATRICS CHTD		10			10
ST VINCENT'S URGENT CARE		9	1	10%	10
CONSULATE HEALTH CARE OF PENSACOLA			10	100%	10
Westchester General Hospital			10	100%	10
MEDEX REGIONAL LABORATORIES LLC		1	9	90%	10
MEDEXPRESS URGENT CARE PARKERSBURG		8	2	20%	10
WELLMED AT PORT ST LUCIE WEST		6	4	40%	10
PBC PREMIER FAMILY HEALTH			10	100%	10
SHERMAN-ABRAMS LABORATORY INC		9	1	10%	10

COVID-19: testing by laboratory

Data through Feb 7, 2021 verified as of Feb 8, 2021 at 09:25 AM

Data in this report are provisional and subject to change.

The numbers in the table below represent the number of Florida and non-Florida residents for whom test results were received by the Department of Health. A person can be tested by more than one laboratory and can have both positive and negative results. **Therefore, the sum of the numbers in each column will be larger than the total number of people tested.**

Reporting lab	Inconclusive	Negative	Positive	Percent positive	Total
ASHRAF MEDICAL GROUP PLLC DBA PULSE M		9	1	10%	10
CBC LAB		3	7	70%	10
ENCOMPASS HOME HEALTH OF THE SOUTHEAST LLC		10			10
MEDEXPRESS URGENT CARE CHARLESTON		6	4	40%	10
BOCA RATON REGIONAL HOSPITAL LAB			10	100%	10
BROOKDALE PANAMA CITY		9	1	10%	10
COVANCE CENTRAL LABORATORY			10	100%	10
KIDSVILLE PEDIATRICS			10	100%	10
VIERA FAMILY MEDICINE AND WELLNESS		6	4	40%	10
VETERNANS ADMINISTRATION			10	100%	10
LAKE BALDWIN CBOC		9	1	10%	10
BONITA PHARMACY		10			10
Lehigh Acres Health and Rehabilitation			10	100%	10
ILLINOIS DEPT OF PUBLIC HEALTH LAB - SPRINGFIELD			10	100%	10
TMH PHYSICIAN PARTNERS - MONTICELLO		8	2	20%	10
MIDNIGHT MEDICINE			10	100%	10
Hackensack Umc Mountainside		9	1	10%	10
HCR MANORCARE		10			10
MISSOURI DEPARTMENT OF HEALTH AND SENIOR SERVICES			10	100%	10
BLOCK NATION CHASE		4	6	60%	10
PLYMOUTH HARBOR INCORPORATED		9	1	10%	10
NORTH OKALOOSA PHYSICIAN GROUP		10			10
MOSOLF PEDIATRICS			10	100%	10
URGENT CARE USA LLC		1	9	90%	10
SAVANNAH MANOR ASSISTED LIVING COMMUNITY			10	100%	10
JOHN W NORRIS III MD PA	1		9	90%	10
APPALACHIAN REGIONAL HEALTHCARE SYSTEM		10			10
AMERICAN HOUSE FORT MYERS		10			10
Grand Villa of Clearwater		8	2	20%	10
BEAUMONT LABORATORY			10	100%	10
CREATIVE TESTING SOLUTIONS		3	7	70%	10
NEW JERSEY DEPARTMENT OF HEALTH COMMUNICABLE DISEASE SERVICE		3	7	70%	10
Maury Regional Hospital		6	4	40%	10
ASSOCIATES MD CYPRESS CREEK			10	100%	10
NOT INDICATED		1	9	90%	10
ADEPT INPATIENT MEDICAL SERVICES PC		10			10
ALABAMA DEPARTMENT OF PUBLIC HEALTH		1	9	90%	10
HIGH TOWER ALF LLC		9	1	10%	10
CARENOW URGENT CARE-WEST END		7	3	30%	10
Hialeah Nursing And Rehabilitation Center		6	4	40%	10
MEDEXPRESS URGENT CARE - SEMINOLE SQUA		9	1	10%	10
CLINIC OF PEDIATRICS & GI MEDICINE INC			10	100%	10
LAKE NONA MEDICAL SERVICES		3	7	70%	10
FLEMING ISLAND CENTER FOR CLINICAL RESEARCH		10			10
PARROTT MEDICAL CLINIC			10	100%	10
MONTEFIORE MEDICAL CENTER LABORATORIES - WEILER		7	3	30%	10

COVID-19: testing by laboratory

Data through Feb 7, 2021 verified as of Feb 8, 2021 at 09:25 AM

Data in this report are provisional and subject to change.

The numbers in the table below represent the number of Florida and non-Florida residents for whom test results were received by the Department of Health. A person can be tested by more than one laboratory and can have both positive and negative results. **Therefore, the sum of the numbers in each column will be larger than the total number of people tested.**

Reporting lab	Inconclusive	Negative	Positive	Percent positive	Total
ESTATES MEDICAL CENTER INC			10	100%	10
ONEIDA HEALTHCARE CENTER		8	2	20%	10
BAPTIST HEALTH			10	100%	10
STATEN ISLAND UNIVERSITY HOSPITAL SEGUINE AVE		9	1	10%	10
ISLAND COAST PEDIATRICS IN-HOUSE LAB		10			10
MEDICAL LABORATORY DIAGNOSTICS			10	100%	10
URGENT CARE CENTER AT PINNACLE		4	6	60%	10
EMERALD COAST HOSPICE - CRESTVIEW		10			10
RPC@HODGES		2	8	80%	10
AMBRY GENETICS CORPORATION		10			10
VITALANT		1	9	90%	10
HOPE HEALTHCARE		10			10
MINUTECLINIC DIAGNOSTIC OF TN PC #6415		9	1	10%	10
PRORENATA LABS		2	8	80%	10
MED LABS DIAGNOSTICS		5	5	50%	10
COMMUNITY HEALTH CENTER		2	8	80%	10
THE VILLAGES HEALTH		5	5	50%	10
TENNESSEE DEPARTMENT OF HEALTH (TDH) - CENTRAL LABORATORY		2	8	80%	10
BROWARD HEALTH CARE			10	100%	10
ADVANCED URGENT CARE CENTER			10	100%	10
FAMILY MEDICINE AT HUNTERS CREEK		10			10
NIGHT OWL PEDIATRICS URGENT CARE			9	100%	9
RUSSELL MEDICAL CENTER		8	1	11%	9
BAYONET POINT HOSPITAL			9	100%	9
CHILDREN'S HEALTH CENTER INC.		7	2	22%	9
WESTCHESTER GENERAL HOSPITAL BLOOD GAS LAB			9	100%	9
MOBILE RESPONSE DIAGNOSTICS LLC		8	1	11%	9
PERSONAL PEDIATRICS PA		7	2	22%	9
MEDEXPRESS URGENT CARE- MARYLAND		8	1	11%	9
MINUTE CLINIC DIAGNOSTIC OF VIRGINIA, LLC		9			9
AVALON FAMILY RESORT ASSISTED LIVING LLC		9			9
Signature Healthcare of Ormond		9			9
RIVERSIDE MEDICAL GROUP		8	1	11%	9
Rosewood Healthcare and Rehabilitation Center		5	4	44%	9
HEALTH NETWORK LABORATORIES		6	3	33%	9
BUENA VIDA ESTATES			9	100%	9
MINUTECLINIC DIAGNOSTIC OF TN, PC 4992		9			9
URGENT CARE & FAMILY PRACTICE CENTER			9	100%	9
RIVERWOOD CENTER,THE			9	100%	9
THORNBURG PEDIATRICS		9			9
VILLAGE PLACE HEALTH AND REHAB		9			9
MEDEXPRESS URGENT CARE - WINCHESTER GATEWAY		7	2	22%	9
INTERIM HEALTHCARE OF NORTHWEST FLORIDA INC		8	1	11%	9
ALACHUA			9	100%	9
GRAND VILLA OF ENGLEWOOD		5	4	44%	9
CVS M08590POCT KANSAS CITY		5	4	44%	9

COVID-19: testing by laboratory

Data through Feb 7, 2021 verified as of Feb 8, 2021 at 09:25 AM

Data in this report are provisional and subject to change.

The numbers in the table below represent the number of Florida and non-Florida residents for whom test results were received by the Department of Health. A person can be tested by more than one laboratory and can have both positive and negative results. **Therefore, the sum of the numbers in each column will be larger than the total number of people tested.**

Reporting lab	Inconclusive	Negative	Positive	Percent positive	Total
WADSWORTH CENTER - DAVID AXELROD INSTITUTE		8	1	11%	9
MOLECULAR PATHOLOGY LABORATORY			9	100%	9
CVS PHARMACY NO 274		9			9
ADVENT HEALTH - FOUR CORNERS ER		8	1	11%	9
NORTHWEST FLORIDA COMMUNITY HOSPITAL LABORATORY		8	1	11%	9
ROSEMONT GARDENS INC		9			9
NORTHSHORE UNIVERSITY HEALTHSYSTEM EVANSTON HOSPITAL LAB			9	100%	9
MIAMI BEACH MEDICAL GROUP LLC			9	100%	9
WINDSOR WOODS REHAB & HEALTHCARE CTR		8	1	11%	9
Manor Care of Dunedin		6	3	33%	9
CVS MINUTE CLINIC, LLC		7	2	22%	9
LOREY ALF		9			9
RHODE ISLAND DEPARTMENT OF HEALTH			9	100%	9
EMERGENCY MEDICAL CENTER		3	6	67%	9
WINDSOR OF GAINESVILLE		9			9
BRENNITY AT VERO BEACH, THE			9	100%	9
CLAYMED OF NORTH FLORIDA			9	100%	9
CVS MINUTE CLINIC DIAGNOSTIC PA		7	2	22%	9
OMNI			9	100%	9
RICHMOND UNIVERSITY MEDICAL CENTER		7	2	22%	9
COLLIER COUNTY JAIL		9			9
ANY LAB TEST NOW INC			9	100%	9
Consulate Health Care of Brandon		7	2	22%	9
GAMMA DIAGNOSTIC LAB LLC			9	100%	9
MONROE COUNTY HOSPITAL		6	3	33%	9
UNIVERSITY MEDICAL CENTER		8	1	11%	9
LAKE NONA MEDICAL SERVICE LLC		9			9
ORANGE PARK PEDIATRIC ASSOCIATES		1	8	89%	9
CROSSROADS URGENT CARE, PLLC		9			9
WEEMS MEDICAL CENTERS		5	4	44%	9
PALM BAY URGENT CARE PL		1	8	89%	9
PEDIATRIC HEALTH CARE ALLIANCE			9	100%	9
FAMILY PRACTICE OF DAVIE INC			9	100%	9
SAMARITAN HOSPITAL LABORATORY		8	1	11%	9
GCPM MANUAL MICROBIOLOGY		1	8	89%	9
MIDMICHIGAN MEDICAL CENTER			9	100%	9
MINUTE CLINIC LLC #1448		8	1	11%	9
RED MOUNTAIN DIAGNOSTICS		9			9
NATURE COAST REGIONAL MEDICAL CENTER			9	100%	9
PATEL MEDICAL VENTURES		8	1	11%	9
MEDLAB ASSOCIATES LLC		9			9
PALM BAY FAMILY PRACTICE		4	5	56%	9
CHEMISYS LABORATORIES		1	8	89%	9
MEDEXPRESS URGENT CARE - MONROE		9			9
MEDEXPRESS URGENT CARE - PANTOPS		8	1	11%	9
MAIMONIDES MEDICAL CENTER		6	3	33%	9

COVID-19: testing by laboratory

Data through Feb 7, 2021 verified as of Feb 8, 2021 at 09:25 AM

Data in this report are provisional and subject to change.

The numbers in the table below represent the number of Florida and non-Florida residents for whom test results were received by the Department of Health. A person can be tested by more than one laboratory and can have both positive and negative results. **Therefore, the sum of the numbers in each column will be larger than the total number of people tested.**

Reporting lab	Inconclusive	Negative	Positive	Percent positive	Total
OUR HOME AT BEACON HILL			9	100%	9
NEMOURS CHILDREN'S PRIMARY CARE VERO BEACH			9	100%	9
CARENOW URGENT CARE-MT JULIET		8	1	11%	9
IGENEX INC		9			9
LAKEVIEW HEALTH SYSTEMS			9	100%	9
ROSECASTLE			9	100%	9
MINUTECLINIC DIAGNOSTIC OF NEW MEXICO		9			9
CVS MINUTE CLINIC DIAGNOSTIC OF WISCONSIN		9			9
AZALEA HEALTH		2	7	78%	9
CLEVELAND TENNESSEE HOSPITAL COMPANY		8	1	11%	9
MAINSTREET FAMILY CARE			9	100%	9
PRECISION GENETICS			9	100%	9
CVS HEALTH, #3396		9			9
OPTIMAL CARE PEDIATRICS			9	100%	9
MINUTECLINIC DIAGNOSTIC OF TN PC #320		8	1	11%	9
MICHIGAN DEPARTMENT OF COMMUNITY HEALTH		1	8	89%	9
COLLIER COUNTY HEALTH DEPT.		4	5	56%	9
WILTON MANORS HEALTH & REHABILITATION CENTER			9	100%	9
CVS MINUTE CLINIC DIAGNOSTIC MED GRP OF CA		9			9
FLORIDA MEDICAL CLINIC - MULTI SPECIALTY CAMPUS		2	7	78%	9
WINDSOR OF SAN PABLO, THE		6	3	33%	9
BAYFRONT HEALTH ST PETERSBURG		8	1	11%	9
UNAVAILABLE/UNKNOWN/NO INFORMATION FOUND			9	100%	9
MEDI STATION			9	100%	9
MINUTE CLINIC		1	7	88%	8
MINUTE CLINIC DIAGNOSTIC OF SC, LLC #42		7	1	13%	8
MEDEXPRESS URGENT CARE - BENTON HARBOR		8			8
LAKE CO SCHOOLS EMPLOYEE HEALTH & WELLNESS CENTER	1	6	1	13%	8
CVS MINUTE CLINIC DIAGNOSTIC		7	1	13%	8
METROPOLITAN CHARITIES INC		7	1	13%	8
PASSPORT HEALTH OF TAMPA BAY		8			8
WATERFORD AT CREEKSIDE, THE			8	100%	8
THE WOLFF CENTER FOR CHILD & ADOLESCENT HEALTH			8	100%	8
METHODIST HOSPITAL			8	100%	8
DOH JACKSONVILLE CENTRAL LABORATORY		3	5	63%	8
RIVERVIEW REGIONAL MEDICAL CENTER		6	2	25%	8
CVS NC3516POCT WINSTON SALEM		6	2	25%	8
FLORIDA CLINICAL LAB		1	7	88%	8
FLORIDA MEDICAL CL ODOM TPA		4	4	50%	8
IU HEALTH PATHOLOGY		1	7	88%	8
ST CLOUD PHYSICIAN MANAGMENT LLC		7	1	13%	8
INTERNAL MEDICINE AND AESTHETICS OF NAPLES LLC		8			8
LUXOR SCIENTIFIC LLC		1	7	88%	8
PINELLAS PARK FIRE DEPARTMENT		8			8
JOHNS HOPKINS MEDICAL LABORATORIES		1	7	88%	8
MEDEXPRESS URGENT CARE MONACA		8			8

COVID-19: testing by laboratory

Data through Feb 7, 2021 verified as of Feb 8, 2021 at 09:25 AM

Data in this report are provisional and subject to change.

The numbers in the table below represent the number of Florida and non-Florida residents for whom test results were received by the Department of Health. A person can be tested by more than one laboratory and can have both positive and negative results. **Therefore, the sum of the numbers in each column will be larger than the total number of people tested.**

Reporting lab	Inconclusive	Negative	Positive	Percent positive	Total
FLORIDA MENTOR		7	1	13%	8
FLORIDA HOSPITAL PHYSICIAN GROUP		3	5	63%	8
WELLIGENT		1	7	88%	8
DORAL URGENT CARE			8	100%	8
FLORIDA HEART AND VASCULAR MULTISPECIALTY GROUP		8			8
HUNTINGTON URGENT CARE		8			8
HOLY NAME MEDICAL CENTER	1	6	1	13%	8
BAPTIST OUTPATIENT			8	100%	8
AFC URGENT CARE - CEDAR GROVE		8			8
MONTEFIORE MEDICAL CENTER LABORATORIES - NORTH		8			8
ST. JOSEPH HOSPITAL AND HEALTH CARE INC.			8	100%	8
ALLINA HEALTH - ABBOTT NORTHWESTERN HOSPITAL		5	3	38%	8
ADVANCED RESEARCH FOR HEALTH IMPROVEMENT		6	2	25%	8
PRIMARY CARE SPECIALISTS OF ORLANDO LLC		6	2	25%	8
SARASOTA - ROBERT L TAYLOR COMMUNITY CENTER		1	7	88%	8
DOH-TAMPA BRANCH LABORATORY (MLK BLVD)		4	4	50%	8
BENSONHURST URGENT CARE		8			8
MEDEXPRESS URGENT CARE-LATROBE		8			8
MINUTECLINIC DIAGNOSTIC OF PA, LLC (1036)		7	1	13%	8
CVS NC187POCT CHARLOTTE		8			8
CONSULATE HEALTH CARE		7	1	13%	8
VETERANS AFFAIRS MEDICAL CENTER - OUTPATIENT			8	100%	8
HARBORCHASE OF DR PHILLIPS		7	1	13%	8
ARCHBOLD MEMORIAL HOSPITAL/LAB		3	5	63%	8
MID-HUDSON VALLEY DIVISION OF WESTCHESTER MEDICAL		8			8
MINUTECLINIC DIAGNOSTIC OF MINNESOTA		8			8
FHCP-ORANGE CITY			8	100%	8
CVS NC2357POCT HUNTERSVILLE		7	1	13%	8
VIGILINT HEALTHCARE		5	3	38%	8
DOCTOR'S IN-HOUSE LAB/COMMUNITY HEALTH CENTERS OF PINELLAS - CLEARWATE			8	100%	8
PALM BEACH COUNTY HEALTH DEPARTMENT LABORATORY			8	100%	8
BARTON PARKER OD PC		8			8
ST JUDE LABORATORIES		6	2	25%	8
NORTHSIDE HOSPITAL		2	6	75%	8
SOMA MEDICAL CENTER, PA #4 FLORIDA MANGO			8	100%	8
ORMOND BEACH CENTRA CARE			8	100%	8
MAGNOLIA PEDIATRICS GROUP LLC			8	100%	8
PENSACOLA CLUSTER			8	100%	8
LIFE CARE CITRUS COUNTY			8	100%	8
MULBERRY CARE CENTER		5	3	38%	8
LAKE CONWAY URGENT CARE LLC		2	6	75%	8
MINUTECLINIC DIAGNOSTIC OF TN PC #6435		8			8
KINDRED HOSPITAL OCALA		6	2	25%	8
CARROLL GARDENS URGENT CARE		8			8
OPTUM SILVER LAKES			8	100%	8
CIGNA ONSITE HEALTH LLC		2	6	75%	8

COVID-19: testing by laboratory

Data through Feb 7, 2021 verified as of Feb 8, 2021 at 09:25 AM

Data in this report are provisional and subject to change.

The numbers in the table below represent the number of Florida and non-Florida residents for whom test results were received by the Department of Health. A person can be tested by more than one laboratory and can have both positive and negative results. **Therefore, the sum of the numbers in each column will be larger than the total number of people tested.**

Reporting lab	Inconclusive	Negative	Positive	Percent positive	Total
WESTPAC LABS INC	1		7	88%	8
LIFE'S SPECIAL MOMENTS INC		8			8
HEALTHMARK REGIONAL HOSPITAL LAB		4	4	50%	8
THE MARY IMOGENE BASSETT HOSPITAL		8			8
FOUNTAINVIEW BY FIVE STAR QUALITY CARE		7	1	13%	8
MED TECH SERVICES OF PALM BEACH INC		8			8
PHASE2 LABS	2	4	2	25%	8
ORLANDO ORTHOPAEDIC OUTPATIENT SURGERY CENTER		5	3	38%	8
LANE PEDIATRICS PA			8	100%	8
ALACHUA COUNTY HEALTH DEPARTMENT		1	7	88%	8
MEDEXPRESS URGENT CARE - WASHINGTON		6	2	25%	8
ST CHARLES HOSPITAL LABORATORY		8			8
PALM BEACH CDH - DELRAY BEACH			8	100%	8
COLLIER BLVD HMA PHYSICIAN MANAGEMENT,, LLC			8	100%	8
CIAN DIAGNOSTICS			8	100%	8
MINUTE CLINIC LLC #5733		8			8
DOCTOR'S IN HOUSE LAB			8	100%	8
WHITE SANDS OUTPATIENT SERVICES (WSOP SERVICES LLC		8			8
MC DIAGNOSTIC OF CONNECTICUT, PC #1960		8			8
EXECUTIVE MEDICAL SERVICES		8			8
CVS MINUTE CLINIC DIAGNOSTIC OF TEXAS, LLC		8			8
MINUTECLINIC DIAGNOSTIC OF NORTH		7	1	13%	8
URGENT MEDICAL CENTER INC		2	6	75%	8
BRILLIANCE ASSISTED LIVING			8	100%	8
SURGOINSVILLE PHARMACY		8			8
INTERNAL MEDICINE ASSOCIATES OF JACKSON HOSPITAL			8	100%	8
FLORIDA HOSPITAL WINTER PARK		7	1	13%	8
NEWPATH DIAGNOSTICS		4	4	50%	8
JX REF LAB			8	100%	8
ROBERT WOOD JOHNSON HOSPITAL		7	1	13%	8
MEDEXPRESS URGENT CARE - CHRISTIANBURG		7	1	13%	8
THOMAS JEFFERSON UNIVERSITY HOSPITAL		4	4	50%	8
DEPARTMENT OF HEALTH- CITRUS COUNTY		1	7	88%	8
BLOOMING GARDENS OF CARE INC		8			8
VITAS HEALTHCARE CORPORATION OF FL			8	100%	8
SYLVESTER AT PLANTATION LABORATORY		7	1	13%	8
MEDEXPRESS URGENT CARE - SALEM		4	4	50%	8
NITIN BAWA PROFESSIONAL ASSOCIATES			8	100%	8
URGENT TEAM MANAGEMENT OF TENNESSEE		7	1	13%	8
MINUTECLINIC DIAGNOSTIC OF TN PC #386		7	1	13%	8
FAMILY MEDICINE OF WESTON LLC			8	100%	8
FAST PACE MEDICAL CLINIC PLLC		6	2	25%	8
INSPIRED LIVING AT PALM BAY		7	1	13%	8
HUNTINGTON VILLAGE URGENT CARE		8			8
ST VINCENTS PRIMARY CARE		4	4	50%	8
GENEUS DIAGNOSTICS			8	100%	8

COVID-19: testing by laboratory

Data through Feb 7, 2021 verified as of Feb 8, 2021 at 09:25 AM

Data in this report are provisional and subject to change.

The numbers in the table below represent the number of Florida and non-Florida residents for whom test results were received by the Department of Health. A person can be tested by more than one laboratory and can have both positive and negative results. **Therefore, the sum of the numbers in each column will be larger than the total number of people tested.**

Reporting lab	Inconclusive	Negative	Positive	Percent positive	Total
JACKSON CLINIC PA,THE		4	4	50%	8
BEAUMONT EMERGENCY CENTER			8	100%	8
PUTNAM COUNTY EMERGENCY RESCUE SERVICE		5	3	38%	8
ENT AND ALLERGY ASSOCIATES OF FLORIDA LLC		7	1	13%	8
ORLANDO HEALTH PHYSICIAN ASSOCIATES		4	4	50%	8
GULF COAST MEDICAL GROUP		2	6	75%	8
CHILDREN'S HEALTHCARE OF ATLANTA/EGLESTON		8			8
MEDICANA NURSING AND REHAB CENTER			8	100%	8
X-GENE MOLECULAR LABS		1	7	88%	8
GOLISANO CHILDREN'S HOSPITAL OF SOUTHWEST FLORIDA		6	2	25%	8
HEALTHPARK MEDICAL CTR NURSING SVC		8			8
PUTNAM FAMILY CARE INC		3	5	63%	8
ATLANTIC CONSOLIDATED LABORATORY		8			8
MEDEXPRESS URGENT CARE, BUTLER		5	3	38%	8
DAVID LAWRENCE CENTER INC		7	1	13%	8
GENE STREET LABORATORIES, LLC		6	2	25%	8
Sunset Lake Health and Rehabilitation Center		8			8
DOCTORS CLINICAL LABORATORY, INC		5	2	29%	7
AVON PARK PEDIATRICS			7	100%	7
MEDEXPRESS ELKINS		7			7
DALLAS COUNTY HEALTH AND HUMAN SERVICES			7	100%	7
MERCY HEALTH—MUSKEGON		6	1	14%	7
MIAMI BEACH MEDICAL GROUP			7	100%	7
MINUTE CLINIC DIAGNOSTIC OF SOUTH CAROLINA		6	1	14%	7
MEDEXPRESS URGENT CARE - FAYETTEVILLE		5	2	29%	7
SUPERIOR RESIDENCES AT CALA HILLS		7			7
OCEAN REEF MEDICAL CENTER, LLC			7	100%	7
CVS PHARMACY #8800		5	2	29%	7
LEPE'S HOUSE			7	100%	7
PEDIATRICS OF CENTRAL FLORIDA		5	2	29%	7
NORTHDALE REHABILITATION CENTER			7	100%	7
MINUTECLINIC INCORPORATE, LLC		5	2	29%	7
CITY OF CLEARWATER EMPLOYEE HEALTH CENTER		1	6	86%	7
DIAGNOSTIC CLINIC		6	1	14%	7
ALLEGRO - TAMPA	1	4	2	29%	7
ECLRS		2	5	71%	7
CORNERSTONE PEDIATRICS		2	5	71%	7
LAB UNKNOW		6	1	14%	7
UNIVERSITY OF WASHINGTON MEDICAL CENTER			7	100%	7
TRUE HEALTH		5	2	29%	7
GRACE WELLNESS CENTER LLC		6	1	14%	7
OKLAHOMA STATE DEPARTMENT OF HEALTH-PUBLIC HEALTH LABORATORY			7	100%	7
SEA LEVEL LABS			7	100%	7
TRUE HEALTH DIAGNOSTICS		1	6	86%	7
HARLEM HOSPITAL CENTER		6	1	14%	7
FAMILY HEALTH CENTER AT PORT ST JOHN		4	3	43%	7

COVID-19: testing by laboratory

Data through Feb 7, 2021 verified as of Feb 8, 2021 at 09:25 AM

Data in this report are provisional and subject to change.

The numbers in the table below represent the number of Florida and non-Florida residents for whom test results were received by the Department of Health. A person can be tested by more than one laboratory and can have both positive and negative results. **Therefore, the sum of the numbers in each column will be larger than the total number of people tested.**

Reporting lab	Inconclusive	Negative	Positive	Percent positive	Total
CVS MINUTE CLINIC DIAGNOSTIC OF VIRGINIA		7			7
EL PARAISO HOME INC		7			7
UHEALTH UNIVERSITY OF MIAMI			7	100%	7
URGENT CARE OF NEW YORK		7			7
CVS MINUTE CLINIC DIAGNOSTIC OF TEXAS,LLC		5	2	29%	7
DYNAMIC HEALTH CENTERS INC		3	4	57%	7
ENCOMPASS HOME HEALTH OF THE SOUTHEAST LLC		7			7
MEDLABS DIAGNOSTICS		7			7
VERMONT DEPARTMENT OF HEALTH		1	6	86%	7
LAWTON CHILES HEALTH CENTER		1	6	86%	7
KEY TRAINING CENTER			7	100%	7
ABBAY MANOR RETIREMENT RESIDENCE INC		7			7
MINUTECLINIC DIAGNOSTIC OF OKLAHOMA		5	2	29%	7
REMISE OCCUPATIONAL HEALTH SOLUTIONS INC			7	100%	7
FLORIDA HOSPITAL KISSIMMEE		4	3	43%	7
UF HEALTH			7	100%	7
LONG ISLAND UNIVERSITY - POST CAMPUS		7			7
BAPTIST PEDIATRICS		6	1	14%	7
ENCOMPASS HEALTH REHABILITATION OF SEA PINES		7			7
MEDEXPRESS URGENT CARE, JOHNSTOWN		6	1	14%	7
LIZS ADULT CARE		7			7
FLORIDA CENTER FOR DERMATOLOGY LABORATORY			7	100%	7
QUE		4	3	43%	7
OAKMONTE VILLAGE OF DAVIE			7	100%	7
VICTORIAN MANOR		2	5	71%	7
MORTON PLANT NORTH BAY HOSPITAL			7	100%	7
GRAND VILLA OF PINELLAS PARK		6	1	14%	7
SOUTHERN LABORATORY SERVICES OF NWF		7			7
BAYFRONT MEDICAL			7	100%	7
OPTUM PRIMARY CARE - FOUNTAIN OAKS		3	4	57%	7
FLORIDA DIGESTIVE AND LIVER SPECIALIST		7			7
BROOKDALE LAKE ORIENTA			7	100%	7
FLORIDA STATE HOSPITAL CLINICAL LABORATORY		7			7
IRL MARKET LAB			7	100%	7
BAYCARE MEDICAL GROUP		1	6	86%	7
MIAMI COMPREHENSIVE MEDICINE GROUP PA		4	3	43%	7
DEBARY HEALTH AND REHABILITATION CENTER		6	1	14%	7
CARENOW URGENT CARE-DONELSON		5	2	29%	7
DOTHAN PEDIATRIC CLINIC			7	100%	7
JUPITER ISLAND PUBLIC SAFETY		5	2	29%	7
CARENOW URGENT CARE-MADISON		7			7
A LILIKO'I PHARMACY LLC		7			7
SOUTH COM HEALTH CLINIC, DEPT. OF THE ARMY		7			7
ATMORE NURSING CENTER		6	1	14%	7
Thermopolis Rehabilitation Wellness		7			7
FLORIDA CANCER SPECIALISTS & RESEARCH INSTITUTE		6	1	14%	7

COVID-19: testing by laboratory

Data through Feb 7, 2021 verified as of Feb 8, 2021 at 09:25 AM

Data in this report are provisional and subject to change.

The numbers in the table below represent the number of Florida and non-Florida residents for whom test results were received by the Department of Health. A person can be tested by more than one laboratory and can have both positive and negative results. **Therefore, the sum of the numbers in each column will be larger than the total number of people tested.**

Reporting lab	Inconclusive	Negative	Positive	Percent positive	Total
FLORIDA DEPARTMENT OF HEALTH WASHINGTON COUNTY		3	4	57%	7
PBC FOUND CARE INC			7	100%	7
BARTRAM CROSSING		7			7
CARE ATC - CITY OF BOYNTON BEACH		2	5	71%	7
DR PHILLIPS MEDICAL WELLNESS CENTER		7			7
MINUTE-CLINIC DIAGNOSTIC OF VIRGINIA		6	1	14%	7
MEDEXPRESS URGENT CARE-DUBOIS		7			7
CARESOUTH HHA HOLDINGS OF TALLAHASSEE LLC		7			7
ELLIS HOSPITAL LABORATORY		6	1	14%	7
MINUTECLINIC, LLC, #4160		4	3	43%	7
ST JOSEPHS CHILDRENS OUTREACH			7	100%	7
HOLY GARDEN ALF, INC.		7			7
SONORA QUEST LABORATORIES			7	100%	7
SOUTH FLORIDA ENT ASSOCIATES, INC			7	100%	7
ST VINCENT'S ST CLAIR		4	3	43%	7
MINUTECLINIC DIAGNOSTIC OF TEXAS		6	1	14%	7
LEE COUNTY HEALTH DEPARTMENT		4	3	43%	7
FHMG_FM AND IM AVALON PARK		2	5	71%	7
KIMBERLY J HENDERSON MD PC		6	1	14%	7
ORLANDO MEDICAL CENTER PL			7	100%	7
KEYSTONE PLACE AT NAPLES PRESERVE		4	3	43%	7
RIVER OAKS TREATMENT CENTER			7	100%	7
MINUTECLINIC DIAGNOSTIC OF RHODE ISLAND		5	2	29%	7
GENTRY PARK ORLANDO ASSISTED LIVING		6	1	14%	7
NORTON HEALTHCARE			7	100%	7
MEDEXPRESS URGENT CARE - BEECH GROVE		6	1	14%	7
COMMUNITY MEDICAL AND DENTAL CARE INC		7			7
HEARTLAND PEDIATRICS OF LAKE PLACID			7	100%	7
SENIOR LIVING IV SUN CITY LLC		6	1	14%	7
HNL LAB MEDICINE		5	2	29%	7
OCALA FAMILY MEDICAL CENTER		7			7
WYOMING COUNTY COMMUNITY HOSPITAL LABORATORY		7			7
FLORIDA HOSPITAL APOPKA		6	1	14%	7
BRADENTON PHYSICIANS MEDICAL CENTER			7	100%	7
CORAL LANDING ASSISTED LIVING		5	2	29%	7
ST VINCENT'S CHILTON		5	2	29%	7
BLOOMINGDALE PEDIATRIC ASSOCIATES PA			7	100%	7
ILLINOIS DEPARTMENT OF PUBLIC HEALTH			7	100%	7
Grand Villa of Dunedin		1	6	86%	7
MEDEXPRESS URGENT CARE - MAPLE DRIVE		7			7
ACCESS HOME HEALTH OF FLORIDA LLC		7			7
PALM POINT BEHAVIORAL HEALTH		7			7
HEALTH CARE LABORATORY SERVICES		1	6	86%	7
LYNMOORE,THE		7			7
BELLE GLADES HEALTH CLINIC			7	100%	7
Parkside Villa		7			7

COVID-19: testing by laboratory

Data through Feb 7, 2021 verified as of Feb 8, 2021 at 09:25 AM

Data in this report are provisional and subject to change.

The numbers in the table below represent the number of Florida and non-Florida residents for whom test results were received by the Department of Health. A person can be tested by more than one laboratory and can have both positive and negative results. **Therefore, the sum of the numbers in each column will be larger than the total number of people tested.**

Reporting lab	Inconclusive	Negative	Positive	Percent positive	Total
MANATEE PEDIATRICS			7	100%	7
PENINSULA CARE AND REHABILITATION CENTER			7	100%	7
MADISON COUNTY HEALTH DEPARTMENT		5	2	29%	7
WILDLIGHT LAB			7	100%	7
CARENOW URGENT CARE-GREEN HILLS		7			7
PASSPORT HEALTH			7	100%	7
EMBRY-RIDDLE AERONAUTICAL UNIVERSITY HEALTH			7	100%	7
SCHOOL OF PHARMACY AND PHARMACEUTICAL		7			7
MINUTECLINIC, LLC #4230		6	1	14%	7
MEDEXPRESS URGENT CARE - HOT SPRINGS		7			7
SOUTHEASTERN PEDIATRIC ASSOCIATES			7	100%	7
GRAND VILLA OF ORMOND BEACH		5	2	29%	7
NOVANT HEALTH INPATIENT CARE		2	5	71%	7
DOCTOR'S IN-HOUSE LAB/COMMUNITY HEALTH CENTERS OF PINELLAS -PINELLAS P			7	100%	7
COLLIER HMA PHYSICIAN MANAGEMENT, LLC			7	100%	7
SOMA MEDICAL CENTER MD PA #7 PEDIATRICS			7	100%	7
NEW YORK PRESBYTERIAN - LOWER MANHATTAN		7			7
Ocoee Health Care Center		7			7
BERRYHILL MANOR		7			7
PANCARE HEALTH - HOSFORD SCHOOL			7	100%	7
KANSAS DEPARTMENT OF HEALTH		2	5	71%	7
MINUTECLINIC, LLC, DBA MINUTECLINIC #6106		5	2	29%	7
KENDALL REGIONAL MEDICAL CNTR			7	100%	7
BOCA BIOLISTICS LLC			7	100%	7
PEDIATRICS URGENT CARE, LLC			7	100%	7
MONTEFIORE NYACK HOSPITAL AFFILIATED LABORATORY		7			7
CDRX INFUSION			6	100%	6
VIBRANT AMERICA		4	2	33%	6
SUFFRIDGE DRIVE GROUP HOME		6			6
FLORIDA SCHOOL FOR THE DEAF AND THE BLIND			6	100%	6
HAWTHORNE INN OF LAKE LAND		6			6
WIREGRASS MEDICAL CENTER			6	100%	6
CARENOW URGENT CARE-SOUTHLAKE			6	100%	6
Northwell Lab		2	4	67%	6
AMERICAN HEALTH ASSOC. LABORATORY SOUTH		4	2	33%	6
CVS NC5591POCT STATESVILLE		5	1	17%	6
ENTRUST IMMEDIATE CARE			6	100%	6
MIAMI RESCUE MISSION CLINIC INC			6	100%	6
MINUTECLINIC DIAGNOSTIC OF TN PC #5671		3	3	50%	6
MERCY COLLEGE HEALTH OFFICE		6			6
ST LUKES ROOSEVELT LABORATORY		6			6
CVA MINUTE CLINIC DIAGNOSTIC OF VIRGINIA, LLC		6			6
THE VILLAGES REGIONAL HOSPITAL FREESTANDING		3	3	50%	6
CRESTWOOD MEDICAL CENTER		4	2	33%	6
PARTNERS PHARMACY OF FLORIDA LLC		6			6
ST. CLOUD PHARMACY AND WELLNESS CENTER		3	3	50%	6

COVID-19: testing by laboratory

Data through Feb 7, 2021 verified as of Feb 8, 2021 at 09:25 AM

Data in this report are provisional and subject to change.

The numbers in the table below represent the number of Florida and non-Florida residents for whom test results were received by the Department of Health. A person can be tested by more than one laboratory and can have both positive and negative results. **Therefore, the sum of the numbers in each column will be larger than the total number of people tested.**

Reporting lab	Inconclusive	Negative	Positive	Percent positive	Total
BOCA VIPEDIATRICS			6	100%	6
BAYCARE ALLIANT HOSPITAL			6	100%	6
ASCENSION ST VINCENT'S CLAY COUNTY			6	100%	6
MEDEXPRESS URGENT CARE - MIDLOTHIAN		6			6
MC DIAGNOSTIC OF CONNECTICUT, PC #1966		6			6
THE CLINIC PREMISE HEALTH			6	100%	6
THE WINDSOR OF OCALA		2	4	67%	6
BROOKDALE CROWN POINT			6	100%	6
TEXAS MEDCLINIC			6	100%	6
MEDEXPRESS URGENT CARE - MT LEBANON		4	2	33%	6
JERSEY SHORE MEDICAL CENTER		6			6
MEDEXPRESS URGENT CARE - STAUNTON		2	4	67%	6
CHILDREN'S HOSPITAL OF PHILADELPHIA		5	1	17%	6
NEMOURS CHILDREN'S URGENT			6	100%	6
DR. PHILLIPS MEDICAL WELLNESS CENTER		3	3	50%	6
VITAS HEALTH INC			6	100%	6
URGENT TEAM - MUSCLE SHOALS		6			6
MINUTECLINIC DIAGNOSTIC OF NORTH CAROLINA, PC		5	1	17%	6
GLEN FALLS HOSPITAL DEPARTMENT OF PATHOLOGY		6			6
PR HEALTH		1	5	83%	6
FAMILY MEDICINE MEDICAL DRIVE		6			6
SAINT PETER'S UNIVERSITY HOSPITAL		6			6
OSWEGO HOSPITAL LABORATORY		6			6
CURATIVE CARE CENTER INC		1	5	83%	6
MINUTECLINIC DIAGNOSTIC OF NEW JERSEY, LLC # 7069		6			6
ARLINGTON OF NAPLES		6			6
CVS NY4098030POCT NEW YORK		6			6
Conway Lakes Health and Rehabilitation Center		6			6
LOUISIANA DEPT OF HEALTH			6	100%	6
FLORIDA MEDICAL SPECIALISTS		2	4	67%	6
PATHGROUP LABS, LLC		4	2	33%	6
PROHEALTH MED		1	5	83%	6
UT MEMPHIS UNIVERSITY HEALTH SERVICES			6	100%	6
PUBLIC HEALTH LAB		6			6
LONGWOOD PEDIATRICS LLC			6	100%	6
CVS MINUTE CLINIC DIAGNOSTIC OF TN #6044		6			6
PENSACOLA PEDIATRICS MILTON			6	100%	6
CAPE CORAL URGENT CARE		3	3	50%	6
MEDEXPRESS URGENT CARE - BATTLE CREEK		4	2	33%	6
ST JOSEPH WOMENS HOSPITAL			6	100%	6
PENN MEDICINE PRINCETON MEDICAL CENTER		6			6
MINUTECLINIC LLC (1435)		6			6
MINUTECLINIC DIAGNOSTIC OF NEW JERSEY,		5	1	17%	6
TERRACINA LLC		1	5	83%	6
Florida Clinical Laboratory		1	5	83%	6
MINUTECLINIC, LLC #1586		4	2	33%	6

COVID-19: testing by laboratory

Data through Feb 7, 2021 verified as of Feb 8, 2021 at 09:25 AM

Data in this report are provisional and subject to change.

The numbers in the table below represent the number of Florida and non-Florida residents for whom test results were received by the Department of Health. A person can be tested by more than one laboratory and can have both positive and negative results. **Therefore, the sum of the numbers in each column will be larger than the total number of people tested.**

Reporting lab	Inconclusive	Negative	Positive	Percent positive	Total
MEDICAL PAVILION CLINIC			6	100%	6
Baptist Village Retirement Communities		6			6
VENICE GREEN VILLAGE		3	3	50%	6
AARK LABORATORY		6			6
RIVER CITY PRIMARY AND URGENT CARE			6	100%	6
LIFELINK TISSUE BANK D/B/A LIFELINK TISSUE BANK		6			6
MEDEXPRESS URGENT CARE - ELM GROVE		5	1	17%	6
MEDEXPRESS URGENT CARE-PITTSFIELD		6			6
CAMELLIA AT DEERWOOD		2	4	67%	6
CAPITAL HEALTH PLAN LABORATORIES			6	100%	6
AMERICAN EAGLE LEESBURG AL LLC DBA VISTA LAKE			6	100%	6
MEDEXPRESS URGENT CARE-PETERS TWP		5	1	17%	6
MINUTECLINIC DIAGNOSTIC OF GEORGIA, LL		5	1	17%	6
BRIDGE DIAGNOSTICS			6	100%	6
MINUTECLINIC DIAGNOSTIC OF ILLINOIS LL		6			6
ETHOS LABORATORIES		6			6
FHPG_EXP CARE W HILLSBOROUGH			6	100%	6
GRAND VILLA OF NEW PORT RICHEY		3	3	50%	6
MINUTE-CLINIC DIAGNOSTIC OF VIRGINIA, LLC #2003		5	1	17%	6
UNILAB OF DADE INC			6	100%	6
MEDEXPRESS URGENT CARE - HUNTINGTON WE		6			6
NORTH FLORIDA PEDIATRICS JASPER			6	100%	6
JOHN T MATHER MEMORIAL HOSPITAL LABORATORY		5	1	17%	6
CVS TN5601POCT LENOIR CITY		6			6
MEDEXPRESS URGENT CARE - SWANSEA, N ILLINOIS ST		5	1	17%	6
MINUTECLINIC, LLC, MINUTECLINIC #7637		4	2	33%	6
DOCTORS EXPRESS OF ST PETERSBURG			6	100%	6
DELIVER MY MEDS CORP		6			6
SUMMERGATE PHARMACY		5	1	17%	6
MC DIAGNOSTIC OF CONNECTICUT, PC # 257		5	1	17%	6
ADULT MEDICINE OF LAKE COUNTY INC			6	100%	6
EXPRESS CARE OF TAMPA BAY LLC		2	4	67%	6
MC DIAGNOSTIC OF CONNECTICUT PC #459		6			6
BROWARD TRANSITIONAL CENTER			6	100%	6
PACIFICA SUNRISE			6	100%	6
WATAUGA MEDICAL CENTER		4	2	33%	6
HOLLY HILL HOME INFUSION SERVICE		5	1	17%	6
NORTHEAST ALABAMA REGIONAL MEDICAL CENTER		3	3	50%	6
MARSHALL MEDICAL CENTER SOUTH LAB		5	1	17%	6
NORTHERN DUTCHESS HOSPITAL LABORATORY		5	1	17%	6
MINUTECLINIC, LLC #05038		6			6
MEDICAL CENTER AT OCEAN REEF		1	5	83%	6
CLEARWATER PEDIATRIC CARE		1	5	83%	6
PALM HARBOR DERMATOLOGY		4	2	33%	6
MINUTECLINIC DIAGNOSTIC OF SC, LLC #2		5	1	17%	6
BROWARD COUNTY HEALTH DEPT.			6	100%	6

COVID-19: testing by laboratory

Data through Feb 7, 2021 verified as of Feb 8, 2021 at 09:25 AM

Data in this report are provisional and subject to change.

The numbers in the table below represent the number of Florida and non-Florida residents for whom test results were received by the Department of Health. A person can be tested by more than one laboratory and can have both positive and negative results. **Therefore, the sum of the numbers in each column will be larger than the total number of people tested.**

Reporting lab	Inconclusive	Negative	Positive	Percent positive	Total
CITYMD		1	5	83%	6
QUICK CARE MED WALK IN AND URGENT CARE			6	100%	6
CITIZENS BAPTIST MEDICAL CENTERS LAB		5	1	17%	6
SOUTHEASTERN DERMATOLOGY GROUP PA		5	1	17%	6
CONCENTRA			6	100%	6
UNILAB		2	4	67%	6
ADVENTHEALTH MEDICAL GROUP MULTISPECIALTY			6	100%	6
CAREWELL 301 - WARWICK			6	100%	6
STPET		4	2	33%	6
CVS NC4165POCT BREVARD		4	2	33%	6
MINUTECLINIC MINUTECLINIC #8505		4	2	33%	6
MINUTE CLINIC LLC #2775		6			6
RICH STREET GROUP HOME			6	100%	6
MIAMI BEACH COMMUNITY HEALTH CENTER INC			6	100%	6
ENIGMA DIAGNOSTIC, INC.			6	100%	6
MEDEXPRESS URGENT CARE - RICHMOND, NINE MILE RD		5	1	17%	6
MEDEXPRESS URGENT CARE - TARENTUM		5	1	17%	6
JOHNS HOPKINS ALL CHILDRENS			6	100%	6
LAKEVIEW TERRACE HOME HEALTH SERVICES LLC			6	100%	6
CAPRONA GROUP HOME			6	100%	6
COLUMBIA MEMORIAL HOSPITAL		6			6
GRACE REHABILITATION CENTER OF VERO BEACH		4	2	33%	6
MC DIAGNOSTIC OF CONNECTICUT , PC # 3		4	2	33%	6
GRAND VILLA OF DEL RAY WEST		5	1	17%	6
ORLANDO FAMILY MEDICAL INC		6			6
HUNTERS CREEK PEDIATRICS		6			6
FLORIDA WOMAN CARE LABORATORY			6	100%	6
BROOKDALE CLERMONT			6	100%	6
AVANTE AT ORMOND BEACH INC			6	100%	6
Fouraker Hills Rehab and Nursing			6	100%	6
TIMBER CREEK PEDIATRICS		6			6
MINUTECLINIC DIAGNOSTICS OF IND, LLC		6			6
Solaris Healthcare Pensacola			6	100%	6
MINUTECLINIC DIAGNOSTIC OF TN PC #242		4	2	33%	6
THE PALMS REHABILITATION AND HEALTHCARE CENTER		5	1	17%	6
PALMETTO HEALTH ALLIANCE		3	3	50%	6
MINUTECLINIC, LLC #244		5	1	17%	6
GENETIC TECHNOLOGICAL INNOVATIONS			6	100%	6
ALL AMERICAN URGENT CARE			6	100%	6
INTERNAL MEDICINE LIPID AND WELNNESS PRACTICE			6	100%	6
SIMEDHEALTH LLC		2	4	67%	6
XPRESS URGENT CARE LLC		6			6
TAMPA URGENT CARE			6	100%	6
LUMADOC HEALTH		4	2	33%	6
ADVENT HEALTH APOPKA		2	4	67%	6
TAMIAMI LAB MILLENIUM			6	100%	6

COVID-19: testing by laboratory

Data through Feb 7, 2021 verified as of Feb 8, 2021 at 09:25 AM

Data in this report are provisional and subject to change.

The numbers in the table below represent the number of Florida and non-Florida residents for whom test results were received by the Department of Health. A person can be tested by more than one laboratory and can have both positive and negative results. **Therefore, the sum of the numbers in each column will be larger than the total number of people tested.**

Reporting lab	Inconclusive	Negative	Positive	Percent positive	Total
FRUITVILLE URGENT CARE			6	100%	6
Nashville Central Laboratory		6			6
PRESBYTERIAN HOME		6			6
CVS CA9165POCT SAN DIEGO		6			6
SOMA MEDICAL CENTER PA #4			6	100%	6
CVS MINUTE CLINIC DIAGNOSTIC MED GRP OF SAN		4	2	33%	6
CVS MINUTE CLINIC DIAGNOSTIC OF NEW JERSEY		6			6
FIRST COAST CARDIOVASCULAR INSTITUTE PA			6	100%	6
FRESENIUS KIDNEY CARE DUNEDIN			6	100%	6
YAZJI PEDIATRIC CARE LLC DBA TUKA PEDIATRICS			6	100%	6
BETH ISRAEL DEACONESS MEDICAL CENTER			6	100%	6
PHYSICIANS REGIONAL MEDICAL CTR - COLLIER BLVD			5	100%	5
INTERNAL MEDICINE & PRIMARY CARE ASSOCIATES, PLC			5	100%	5
MEDEXPRESS URGENT CARE - STATE COLLEGE		4	1	20%	5
RIVERVIEW ALF OPERATOR LLC			5	100%	5
URGENT CARE OF LONGWOOD			5	100%	5
CARL R DARNALL ARMY MEDICAL CENTER			5	100%	5
WATERTOWN URGENT CARE PLLC		5			5
MEDEXPRESS URGENT CARE-NESHANNOCK TWP		4	1	20%	5
JACKSON SOUTH COMMUNITY HOSPITAL LAB			5	100%	5
XRL SXF REF LAB		5			5
MIAMI CANCER INSTITUTE			5	100%	5
BIG BEND HOSPICE INC		5			5
OHIO DEPARTMENT OF HEALTH			5	100%	5
EDWARD S BENNETT MD PLLC		5			5
COMMONS AT ORLANDO LUTHERAN TOWERS SNF			5	100%	5
PINECREST PEDIATRICS GROUP LLC			5	100%	5
MEDEXPRESS URGENT CARE-MUNCIE		5			5
CARE RESOURCE COMMUNITY HEALTH CENTERS INC		3	2	40%	5
PREMIER FAMILY HEALTH PA			5	100%	5
LPG PEDIATRICS AT CAPE CORAL		5			5
FAMILY CARE MEDICAL CENTER			5	100%	5
MIAMI MEDICAL CONSULTANT PA			5	100%	5
GULF COAST VETERANS HCS PANAMA CITY OPC		5			5
WAKEMED		1	4	80%	5
SOUTHERN OCEAN MEDICAL CENTER		5			5
COOPER HOSPITAL/UNIVERSITY MEDICAL		5			5
MEDEXPRESS URGENT CARE PORT HURON		4	1	20%	5
LIVING WATERS MEDICAL CENTER			5	100%	5
HELIX KH UC			5	100%	5
MEDEXPRESS URGENT CARE MORGANTOWN		5			5
BROWNE MEDICAL		5			5
MCR HEALTH LAWTON CHILES ADMINISTRATION STE A		1	4	80%	5
EP LTC PHARMACY		4	1	20%	5
OMNICARE PHARMACY OF TEXAS 1, LP DBA OMNICARE		5			5
BAPTIST HEALTH - TOWN CENTER			5	100%	5

COVID-19: testing by laboratory

Data through Feb 7, 2021 verified as of Feb 8, 2021 at 09:25 AM

Data in this report are provisional and subject to change.

The numbers in the table below represent the number of Florida and non-Florida residents for whom test results were received by the Department of Health. A person can be tested by more than one laboratory and can have both positive and negative results. **Therefore, the sum of the numbers in each column will be larger than the total number of people tested.**

Reporting lab	Inconclusive	Negative	Positive	Percent positive	Total
DANIEL M LIBBY MD PLLC		5			5
ST CLOUD COMPOUNDING PHARMACY & WELLNESS CENTER		5			5
WESTMINSTER SHORES			5	100%	5
NORTH FLORIDA MEDICAL CENTERS INC		1	4	80%	5
WHITE WILSON MEDICAL CENTER - FWB		1	4	80%	5
MD NOW MEDICAL CENTER			5	100%	5
MEDEXPRESS URGENT CARE - BECKLEY CROSS		4	1	20%	5
AHF PUBLIC HEALTH LABORATORY			5	100%	5
LAKE NONA PEDIATRICS IN ASSOCIATION WITH NEMOURS		5			5
MINUTE CLINIC DIAGNOSTIC OF PENNSYLVANIA		5			5
MEDEXPRESS URGENT CARE - IRVING		5			5
ACCENTCARE		5			5
NEW HAMPSHIRE DEPARTMENT OF HEALTH AND HUMAN SERVICES		3	2	40%	5
MEDEXPRESS URGENT CARE - CLARKSBURG		5			5
ESCAMBIA COUNTY JAIL DETENTION DIVISION		5			5
VIERA PEDIATRICS		1	4	80%	5
UNIVERSITY OF MIAMI / SCCC RESEARCH LABORATORY			5	100%	5
MINUTECLINIC DIAGNOSTIC OF NEVADA #87		3	2	40%	5
MEDEXPRESS URGENT CARE - CULPEPER		5			5
ST. LUCIE COUNTY HEALTH DEPARTMENT		4	1	20%	5
AEL KNOXVILLE			5	100%	5
SANDGATE GARDENS REHAB & NURSING CENTER		3	2	40%	5
OCCUPATIONAL HEALTH CENTERS OF THE SOUTHWEST PA		4	1	20%	5
EGL GENETICS DIAGNOSTICS			5	100%	5
HAVEN HOSPICE IN CHIEFLAND			5	100%	5
CAREHERE LCS- EUSTIS			5	100%	5
MD NOW MEDICAL CENTER INC			5	100%	5
CLAY PRIMARY & FAMILY CARE LLC			5	100%	5
SV DIAGNOSTIC LAB			5	100%	5
MINUTECLINIC #2860		3	2	40%	5
ST JOHNS BIOMEDICAL LAB		5			5
CVS NATIONAL HARBOR MD2297714CV		5			5
RUSH UNIVERSITY MEDICAL CENTER LABORATORY			5	100%	5
PHYSICIANS URGENT CARE BERRY FARMS		4	1	20%	5
LAKE COUNTY DETENTION CENTER		3	2	40%	5
PANCARE HEALTH - KATE SMITH ELEMENTARY		1	4	80%	5
MINUTECLINIC, LLC #03965		5			5
GUTHRIE MEDICAL GROUP LABORATORIES		5			5
Army Residence Community		5			5
WEST PACIFIC MEDICAL LABORATORY			5	100%	5
EAST BANK HOSPITAL - UNIVERSITY OF MINNESOTA MEDICAL CENTER			5	100%	5
Life Care Center of Orlando			5	100%	5
MINUTECLINIC DIAG OF IND, LLC #2387		5			5
BAYSHORE LABORATORY		4	1	20%	5
FLORIDA PREMIER MEDICAL CARE PA			5	100%	5
ORLANDO FAMILY PHYSICIANS			5	100%	5

COVID-19: testing by laboratory

Data through Feb 7, 2021 verified as of Feb 8, 2021 at 09:25 AM

Data in this report are provisional and subject to change.

The numbers in the table below represent the number of Florida and non-Florida residents for whom test results were received by the Department of Health. A person can be tested by more than one laboratory and can have both positive and negative results. **Therefore, the sum of the numbers in each column will be larger than the total number of people tested.**

Reporting lab	Inconclusive	Negative	Positive	Percent positive	Total
WILSON PEDIATRICS			5	100%	5
ELITE MD GROUP INC		1	4	80%	5
EASTCHESTER PEDIATRIC MEDICAL GROUP		5			5
NORTHSIDE HOSPITAL ATLANTA		3	2	40%	5
SANDALWOOD NURSING CENTER		5			5
APEX HOME HEALTH CARE		4	1	20%	5
ANYLABTEST NOW			5	100%	5
MOUNT SINAI BROOKLYN LABORATORY		4	1	20%	5
MINUTE-CLINIC DIAGNOSTIC OF VIRGINIA, LLC #794		5			5
GREENVILLE MEMORIAL HOSPITAL LAB			5	100%	5
AMERICAN MEDICAL RESPONSE - DENVER		2	3	60%	5
URGENT TEAM - HUNTSVILLE		4	1	20%	5
LEWIS COUNTY MANOR		5			5
UT SOUTHWESTERN MEDICAL CENTER			5	100%	5
DICKSON MEDICAL ASSOCIATES PC PATH LAB		4	1	20%	5
ADVANCED URGENT CARE OF MARATHON		1	4	80%	5
CYPRESS CREEK MEDICAL CENTER			5	100%	5
LEE MEMORIAL HEALTH SYSTEM		2	3	60%	5
Enterprise Health and Rehabilitation Center		5			5
CARLOS F FUSTER MD PA		5			5
BROOKDALE NEW PORT RICHEY			5	100%	5
LABS PLUS LLC		5			5
URGENT CARE OF ERWIN		5			5
ALL CHILDREN'S HOSPITAL DEPT OF GENERAL PEDIATRICS			5	100%	5
OCCMED SOLUTIONS		2	3	60%	5
URGENT MED INC		3	2	40%	5
FLORIDA DEPARTMENT OF HEALTH - INVERNESS		3	2	40%	5
NORTHPORT MEDICAL CENTER LAB		5			5
MEDEXPRESS URGENT CARE MURRYSVILLE		3	2	40%	5
QUINTON MEMORIAL HEALTH CARE CENTER		5			5
CVS MINUTE CLINIC, LLC #22		4	1	20%	5
ALPHADERA LABS, LLC			5	100%	5
PENSACOLA PEDIATRICS PA - TIGER POINT			5	100%	5
BETHESDA COMMUNITY HEALTH CENTER			5	100%	5
MINUTECLINIC DIAGNOSTIC OF PENNSYLVANIA, LLD #1545		5			5
DEPARTMENT OF HEALTH AND HUMAN SERVICES LANSING			5	100%	5
TANNER MEDICAL CENTER EAST AL		5			5
PEDIATRICS OF ALTAMONTE		5			5
INNOVATIVE COVID-DIVERSEY			5	100%	5
Avalon Healthcare and Rehabilitation Center			5	100%	5
CLEVELAND CLINIC MARTIN HEALTH NURSING & RESTORATIVE		5			5
PEDIATRIC URGENT HEALTH CARE			5	100%	5
DOCS URGENT CARE		1	4	80%	5
HENDRY REGIONAL CONVENIENT CARE CENTER			5	100%	5
ADVENTHEALTH CAR CENTER APOPKA			5	100%	5
TULLAHOMA HMA, LLC		4	1	20%	5

COVID-19: testing by laboratory

Data through Feb 7, 2021 verified as of Feb 8, 2021 at 09:25 AM

Data in this report are provisional and subject to change.

The numbers in the table below represent the number of Florida and non-Florida residents for whom test results were received by the Department of Health. A person can be tested by more than one laboratory and can have both positive and negative results. **Therefore, the sum of the numbers in each column will be larger than the total number of people tested.**

Reporting lab	Inconclusive	Negative	Positive	Percent positive	Total
SHEEPSHEAD BAY URGENT CARE		5			5
PALM BEACH GARDENS MEDICAL CENTER			5	100%	5
AUGUSTA HEALTH			5	100%	5
MINUTE CLINIC DIAGNOSTIC OF NORTH CAROLINA		5			5
PM PEDIATRICS OF SELDEN		3	2	40%	5
UNIVERSITY OF CHICAGO MEDICAL CENTER LAB			5	100%	5
NIGHT LITE PEDIATRICS CENTER		1	4	80%	5
FORSYTH HOUSE			5	100%	5
BOROPARK URGENT CARE		4	1	20%	5
COVID RAPID LABS			5	100%	5
MEDEXPRESS - COLLINSVILLE BELT LINE		3	2	40%	5
INFECTION CONTROL/ EMPHEALTH		3	2	40%	5
RELIANT IMMUNE DIAGNOSTICS			5	100%	5
ST ANTHONYS PRIMARY CARE LLC/JACKSON STREET			5	100%	5
PM PEDIATRICS OF BAYSIDE PLLC		5			5
NU WAVE MEDICAL CENTER			5	100%	5
FLORIDA CLINICAL LABORATORY - BIOREFERENCE LABORATORIES		2	3	60%	5
PRECISION DIAGNOSTICS INC - NJ		5			5
FLAGLER HEALTH SERVICES INC			5	100%	5
KETTERING HEALTH			5	100%	5
HEALTH AND WELLNESS CENTER			5	100%	5
MAXHEALTH		4	1	20%	5
MINUTECLINIC DIAGNOSTIC OF NORTH CAROLINA PC #5341		4	1	20%	5
Kennedy University Hospital		5			5
FLORIDA HOSPITAL LAKE MARY		5			5
PRECISION LABS LLC		2	3	60%	5
LONG ISLAND JEWISH FOREST HILLS HOSPITAL		5			5
MINUTECLINIC MINUTECLINIC #4977		3	2	40%	5
CVS MINUTE CLINIC DIAG OF IND LLC #5206		4	1	20%	5
WALK-IN MEDICAL CARE			5	100%	5
ST VINCENTS AMBULATORY CARE INC DBA		2	3	60%	5
MINUTE CLINIC DIAGNOSTIC OF MICHIGAN PC		5			5
THE SPRINGS OF PARC HILL		5			5
RIO PINAR HEALTH CARE			5	100%	5
THE UNIVERSITY OF VERMONT MEDICAL CENTER		4	1	20%	5
DOTHAN WEST FAMILY MEDICINE		3	2	40%	5
BEACH HOUSE		5			5
UCARE			5	100%	5
REHABILITATION CENTER AT JUPITER GARDENS		5			5
PATIENT FIRST - LEESBURG			5	100%	5
GULF COAST PEDIATRICS OF SARASOTA PA		1	4	80%	5
FRANCES WARDE MEDICAL LABORATORY		2	3	60%	5
CONCENTRA URGENT CARE		1	4	80%	5
UW MEDICINE VIROLOGY LAB			5	100%	5
GRAND VILLA OF PALM COAST		5			5
NOVANT HEALTH UVA		2	3	60%	5

COVID-19: testing by laboratory

Data through Feb 7, 2021 verified as of Feb 8, 2021 at 09:25 AM

Data in this report are provisional and subject to change.

The numbers in the table below represent the number of Florida and non-Florida residents for whom test results were received by the Department of Health. A person can be tested by more than one laboratory and can have both positive and negative results. **Therefore, the sum of the numbers in each column will be larger than the total number of people tested.**

Reporting lab	Inconclusive	Negative	Positive	Percent positive	Total
RAYMOND BASRI MD		5			5
APOLLO GARDENS RETIREMENT RESIDENCE CARE		5			5
CENTREX CLINICAL LABS INC		5			5
BROWNE MEDICAL LLC		3	2	40%	5
HILLSBOROUGH COUNTY HEALTH DEPARTMENT			5	100%	5
OMEGA LABORATORIES		5			5
CVS MINUTE CLINIC DIAGNOSTIC PA #3060		4	1	20%	5
URGENT CARE COASTAL GA			5	100%	5
SOUTH FLORIDA FAMILY HEALTH & RESEARCH CTR			5	100%	5
WOODHULL MEDICAL AND MENTAL HEALTH CTR		5			5
NORTH PINELLAS CHILDRENS MEDICAL CENTER INC			5	100%	5
PUTNAM HOSPITAL CENTER LABORATORY		5			5
ATLANTIC COMMUNITY HIGH SCHOOL		4	1	20%	5
COLUMBIA MEMORIAL HOSPITAL LABORATORY		5			5
KEYSTONE REHABILITATION AND HEALTH CENTER		1	4	80%	5
MEDICAL CENTER OF BLOUNTSTOWN			5	100%	5
ORLANDO ORTHOPAEDIC CENTER		4	1	20%	5
UNIVERSITY OF MIAMI MILLER SCHOOL OF MEDICINE			5	100%	5
MEDEXPRESS URGENT CARE - WILLIAMSPORT		4	1	20%	5
NELSON BIOLOGICAL			5	100%	5
PHYSICIANS FOR CHILDREN			5	100%	5
MINUTECLINIC DIAG OF IND LLC #6998		4	1	20%	5
DIXIE COUNTY EMERGENCY SERVICES			5	100%	5
BENTLEY CARE CENTER		5			5
MINUTECLINIC, LLC, DBA MINUTECLINIC #2		5			5
DIAGNOSTECHS		4	1	20%	5
Walker BaptistMedCtr		4	1	20%	5
BAYSHORE POINTE NURSING AND REHAB CENTER			5	100%	5
INDIAN RIVER PRIMARY CARE PA		5			5
JUPITER ISLAND MEDICAL CLINIC INC		5			5
FLORIDA DEPARTMENT OF HEALTH IN SARASOTA COUNTY		5			5
JOE DIMAGGIO CHILDREN'S HOSPITAL		1	4	80%	5
SUTTER TRACY COMMUNITY HOSPITAL			5	100%	5
CVS SC7556POCT WEST COLUMBIA		5			5
MINUTECLINIC DIAGNOSTIC OF TN PC #442		4	1	20%	5
MANATEE COUNTY JAIL		4	1	20%	5
Lake Mary Health and Rehabilitation Center		1	4	80%	5
Life Care Center of Estero			5	100%	5
UCF STUDENT HEALTH SERVICES LABORATORY		2	3	60%	5
PEDIATRICS OF CENTRAL FLORIDA – POINCIANA		3	2	40%	5
GOOD SAMARITAN MEDICAL CENTER			5	100%	5
ST. PETERSBURG PEDIATRICS			5	100%	5
FINLAY		1	4	80%	5
LABCORP UNSPECIFIED		5			5
MINUTE CLINIC LLC #5706		4	1	20%	5
VAIL VALLEY MEDICAL CENTER			5	100%	5

COVID-19: testing by laboratory

Data through Feb 7, 2021 verified as of Feb 8, 2021 at 09:25 AM

Data in this report are provisional and subject to change.

The numbers in the table below represent the number of Florida and non-Florida residents for whom test results were received by the Department of Health. A person can be tested by more than one laboratory and can have both positive and negative results. **Therefore, the sum of the numbers in each column will be larger than the total number of people tested.**

Reporting lab	Inconclusive	Negative	Positive	Percent positive	Total
UPMC HEALTH SYSTEM		4	1	20%	5
SIGNATURE URGENT CARE			5	100%	5
COPELAND MEDICAL CLINIC		3	2	40%	5
CHAMPLAIN VALLEY PHYSICIANS HOSPITAL		3	2	40%	5
MEDEXPRESS URGENT CARE - GLENDALE		5			5
MINUTECLINIC, LLC #03268		4	1	20%	5
MINUTE CLINIC, LLC #1434		5			5
MINUTECLINIC DIAGNOSTIC OF ILLINOIS		4	1	20%	5
NORTH DADE NURSING AND REHABILITATION CENTER			5	100%	5
WHEELER LABORATORY		4	1	20%	5
NORTH SHORE HEMATOLOGY-ONCOLOGY ASSOCIATES, PC		5			5
OPTUMCARE FLORIDA, LLC		3	2	40%	5
PALM GARDEN OF SUN CITY			5	100%	5
PDL PHARMACY CORP			4	100%	4
MONROE COUNTY DEPT OF PUBLIC HEALTH ST		4			4
CAPTAIN JAMES A. LOVELL FEDERAL HEALTHCARE CENTER			4	100%	4
MAILBOX DIAGNOSTICS		2	2	50%	4
REDMED OF CROSSTOWN		1	3	75%	4
PELICAN LANDING		1	3	75%	4
MINUTECLINIC DIAGNOSTIC OF MAINE, LLC		2	2	50%	4
SCIENCE CARE			4	100%	4
CAPE COD HOSPITAL			4	100%	4
LEON MEDICAL CENTERS, LLC			4	100%	4
COMMUNITY HEALTH CENTER OF WEST PALM BEACH			4	100%	4
CARENOW URGENT CARE - CENTRAL AUSTIN		1	3	75%	4
FIFTH AVENUE PEDIATRICS		3	1	25%	4
MINUTECLINIC, LLC #1470		4			4
KINDRED HOSPITAL SOUTH FLORIDA		3	1	25%	4
GEORGE E WEEMS MEMORIAL HOSPITAL LAB		3	1	25%	4
UNIVERSITY OF MIAMI MILLER SCHOOL			4	100%	4
GUTHRIE MEDICAL GROUP - CORNING		3	1	25%	4
GASTROENTEROLOGY ASSOC OF PENSACOLA, PA		2	2	50%	4
CVS NJ836POCT RUNNEMEDE		4			4
MEDEXPRESS URGENT CARE - MOUNTAIN HOME		3	1	25%	4
CVS NY491POCT JACKSON HEIGHTS		4			4
Park Ridge Nursing Center		3	1	25%	4
MEDEXPRESS URGENT CARE LAVAL		4			4
SunTerrace Health Care Center		3	1	25%	4
LAKE FOREST PARK OP CO LLC		4			4
COMPASSION PEDIATRICS			4	100%	4
REHABILITATION CENTER OF WINTER PARK,THE			4	100%	4
MAXCARE CLINIC			4	100%	4
FLORENCE - HUNTSVILLE HOSPITAL URGENT CARE		3	1	25%	4
Casa Mora Rehabilitation & Extended Care		4			4
DTR LABS		3	1	25%	4
MC DIAGNOSTIC OF CONNECTICUT, PC #1043		4			4

COVID-19: testing by laboratory

Data through Feb 7, 2021 verified as of Feb 8, 2021 at 09:25 AM

Data in this report are provisional and subject to change.

The numbers in the table below represent the number of Florida and non-Florida residents for whom test results were received by the Department of Health. A person can be tested by more than one laboratory and can have both positive and negative results. **Therefore, the sum of the numbers in each column will be larger than the total number of people tested.**

Reporting lab	Inconclusive	Negative	Positive	Percent positive	Total
FLORIDA CANCER SPECIALISTS AND RESEARCH		2	2	50%	4
ARCPPOINT LABS OF FORT LAUDERDALE, FL CENTRAL		1	3	75%	4
ST CHARLES BEND LABORATORY		3	1	25%	4
MEDEXPRESS URGENT CARE - MBURG COMMONS		4			4
DEPARTMENT OF PATHOLOGY ROME MEMORIAL		3	1	25%	4
NOVADX		2	2	50%	4
CVS NJ617POCT CEDAR GROVE		4			4
UNION CITY MANOR NURSING CENTER		4			4
FAMILY TREE DNA			4	100%	4
MEDEXPRESS URGENT CARE - LOGAN		4			4
QUALITY MEDICAL CARE			4	100%	4
CAPITAL HEALTH LABORATORY INC			4	100%	4
COMPUNET CLINICAL LAB			4	100%	4
ALVARO J DANGOND MD PA		4			4
PRL NYC PANDEMIC RESPONSE LAB			4	100%	4
SONIC REFERENCE LABORATORY			4	100%	4
PM PEDIATRICS OF SELDEN PLLC		4			4
LATCHER LABORATORY OF A O FOX MEMORIAL		2	2	50%	4
INDUSTRY LAB DIAGNOSTIC PARTNERS			4	100%	4
BETHPAGE EXTENDED HOURS CENTER		4			4
HARBORCHASE OF VILLAGES CROSSING			4	100%	4
MINUTECLINIC DIAGNOSTIC MED GRP OF CA		3	1	25%	4
FAMILY MEDICINE AT WATERMAN		4			4
SOMA MEDICAL CENTER PA			4	100%	4
Calusa Harbour			4	100%	4
CVS TX7821POCT LEAGUE CITY		4			4
MEDEXPRESS URGENT CARE HUNTINGTON		4			4
BIRMINGHAM VAMC		1	3	75%	4
WESLEY CHAPEL INTERNAL MEDICINE AND PEDIATRICS			4	100%	4
ENCOMPASS HOME HEALTH		4			4
ST BARNABAS HOSPITAL		4			4
MINUTE CLINIC INCORPORATE		4			4
ORLANDO ORTHOPAEDIC OUTPATIENT SURGERY CENTER LLC		1	3	75%	4
DEPARTMENT OF HEALTH/ NEW YORK			4	100%	4
BOONE DRUG & HEALTHCARE AT DEERFIELD			4	100%	4
AIREVAC INTERNATIONAL		4			4
INTERMARKET FACILITY			4	100%	4
CVS IN6654POCT INDIANAPOLIS		3	1	25%	4
EASTERN FLORIDA STATE COLLEGE - PALM BAY CAMPUS			4	100%	4
MEASE CONTINUING CARE		2	2	50%	4
OVIEDO CHILDRENS HEALTH CENTER LLC		1	3	75%	4
PLEASANTVILLE OF SEBASTIAN LLC			4	100%	4
MEDEXPRESS URGENT CARE - SOUTH PARKERSBURG		4			4
Crowne Health Care of Montgomery		4			4
EPI			4	100%	4
HOME DOCS		2	2	50%	4

COVID-19: testing by laboratory

Data through Feb 7, 2021 verified as of Feb 8, 2021 at 09:25 AM

Data in this report are provisional and subject to change.

The numbers in the table below represent the number of Florida and non-Florida residents for whom test results were received by the Department of Health. A person can be tested by more than one laboratory and can have both positive and negative results. **Therefore, the sum of the numbers in each column will be larger than the total number of people tested.**

Reporting lab	Inconclusive	Negative	Positive	Percent positive	Total
Health Care Center of Jacksonville			4	100%	4
MEDEXPRESS - NEWARK		4			4
CORIZON HEALTH INC			4	100%	4
CELAL GUROL ERBAY, MD			4	100%	4
CVS OH3476POCT TIPP CITY		4			4
MINUTECLINIC, DIAGNOSTIC OF TEXAS, LL		4			4
WALGREENS #07034		4			4
MINUTECLINIC, LLC #7139		4			4
FLORIDA HEART AND VASCULAR			4	100%	4
MEDEXPRESS - NEW CASTLE, DUPONT HWY		4			4
Oakwood - North Baldwins Center for Living		4			4
OKLAHOMA STATE UNIVERSITY DIAGNOSTIC LAB			4	100%	4
GRAND AVE PHARMACY			4	100%	4
CVS HEALTH MINUTE CLINIC		1	3	75%	4
SHARP MEMORIAL HOSPITAL MICROBIOLOGY DEPT			4	100%	4
JOHN T MACKAY MD			4	100%	4
FLORIDA MEDICAL ASSOCIATES LLC			4	100%	4
SUMTER COUNTY HEALTH DEPARTMENT			4	100%	4
CVS MA2172POCT NORTH GRAFTON		4			4
SIGNATURE CARE MONTROSE		2	2	50%	4
CARENOW URGENT CARE - WINTER SPRINGS		3	1	25%	4
MINUTECLINIC DIAG OF IND, LLC #10190		4			4
ST PETE DIRECT PRIMARY CARE		2	2	50%	4
CELERION			4	100%	4
Grace Rehabilitation of Vero Beach		4			4
BAYLOR ESOTERIC AND MOLECULAR LAB			4	100%	4
PERSONAL PHYSICIAN CARE PA			4	100%	4
GENUS DIAGNOSTICS			4	100%	4
MARION AND BERNARD L SAMSON NURSING CENTER			4	100%	4
HEALTHY MINORS PEDIATRIC URGENT CARE		4			4
MEDEXPRESS URGENT CARE - YORK		1	3	75%	4
THE LITTLE CLINIC			4	100%	4
URGENT CARE - OCONEE		2	2	50%	4
PARADIGM LABORATORIES			4	100%	4
THE RETREAT AT PORT ORANGE			4	100%	4
ASCENDI HOME HEALTH AGENCY INC			4	100%	4
GRAND VILLA OF BOYNTON BEACH		4			4
LIFE CARE HOME HEALTH SERVICES LLC		1	3	75%	4
MEDEXPRESS URGENT CARE - KOKOMO		4			4
FHCP - ORMOND BEACH			4	100%	4
MEDEXPRESS URGENT CARE PLEASANT HILLS		3	1	25%	4
CALIFORNIA DEPARTMENT OF PUBLIC HEALTH			4	100%	4
KEY WEST URGENT CARE, INC		3	1	25%	4
MEDICINE SHOPPE #1306 THE		3	1	25%	4
MCKENZIE-WILLAMETTE MEDICAL CENTER LAB		4			4
INTRACOASTAL LABS INC		4			4

COVID-19: testing by laboratory

Data through Feb 7, 2021 verified as of Feb 8, 2021 at 09:25 AM

Data in this report are provisional and subject to change.

The numbers in the table below represent the number of Florida and non-Florida residents for whom test results were received by the Department of Health. A person can be tested by more than one laboratory and can have both positive and negative results. **Therefore, the sum of the numbers in each column will be larger than the total number of people tested.**

Reporting lab	Inconclusive	Negative	Positive	Percent positive	Total
MINUTECLINIC DIAG OF IND, LLC #6697		4			4
SOUTHEASTERN REGIONAL MEDICAL CENTER			4	100%	4
MARSHFIELD LABORATORIES			4	100%	4
L3HARRIS FAMILY MEDICAL CENTER			4	100%	4
MINUTECLINIC DIAG OF IND LLC #8651		3	1	25%	4
PPD - IXLAYER		3	1	25%	4
DEPARTMENT OF HEALTH AND HUMAN SERVICES STATE OF NEW HAMPSHIRE			4	100%	4
SIGNATURE CARE EMERGENCY CENTER		2	2	50%	4
PILGRIM PHARMACY INC		4			4
MINUTECLINIC, LLC #4682		2	2	50%	4
FLORIDA HEALTHCARE OF ORLANDO			4	100%	4
PHYSICIANS IMMEDIATE CARE AURORA			4	100%	4
SJH			4	100%	4
PANCARE HEALTH - ALTHA PUBLIC			4	100%	4
PANCARE HEALTH YOUNGSTOWN			4	100%	4
SANFORD SOUTH UNIVERSITY		4			4
ADVANCED PEDIATRICS OF BOCA LLC			4	100%	4
THONOTOSASSA COMMUNITY HEALTH CENTER		1	3	75%	4
MINUTE CLINIC LLC #4017		4			4
LEMOYNE COLLEGE WELLNESS CENTER FOR		4			4
FLORIDA PRIMARY & SPECIALTY CARE		4			4
FLORIDA HEALTH CARE PLANS STIRLING CENTER			4	100%	4
COMPREHENSIVE CLINICAL RESEARCH, LLC			4	100%	4
THE OASIS ALF		4			4
COMPASSION PEDIATRIC URGENT CARE LLC			4	100%	4
HARBOUR ISLAND PEDIATRICS LLC			4	100%	4
Sunrise Health and Rehabilitation Center			4	100%	4
GRAND VILLA OF LARGO		2	2	50%	4
STEUBEN COUNTY PUBLIC HEALTH		4			4
MD ANDERSON			4	100%	4
DIAGNOSTIC & MEDICAL SPECIALISTS OF GREENWICH		2	2	50%	4
Millennium Nursing & Rehab Center		4			4
WILLIAM A HINTON STATE LABORATORY INSTITUTE		1	3	75%	4
Westminster Manor		3	1	25%	4
MEDEXPRESS URGENT CARE - BLUEFIELD		3	1	25%	4
ELITE CARE			4	100%	4
MEDEXPRESS URGENT CARE - WEIRTON		4			4
PANCARE HEALTH - PONCE DE LEON			4	100%	4
REFUGE A HEALING PLACE, THE			4	100%	4
OCHSNER MEDICAL CENTER			4	100%	4
CVS OH2342POCT WEST CHESTER		3	1	25%	4
PEDIATRICS IN BREVARD-COCOA BEACH		2	2	50%	4
MINUTECLINIC DIAGNOSTIC OF TN PC #6363		4			4
APOPKA FAMILY HEALTH CENTER		3	1	25%	4
West Gate Village, LLC		4			4
GENEVA GENERAL HOSPITAL LABORATORY		3	1	25%	4

COVID-19: testing by laboratory

Data through Feb 7, 2021 verified as of Feb 8, 2021 at 09:25 AM

Data in this report are provisional and subject to change.

The numbers in the table below represent the number of Florida and non-Florida residents for whom test results were received by the Department of Health. A person can be tested by more than one laboratory and can have both positive and negative results. **Therefore, the sum of the numbers in each column will be larger than the total number of people tested.**

Reporting lab	Inconclusive	Negative	Positive	Percent positive	Total
STATCARE URGENT & WALK IN MEDICAL CARE		2	2	50%	4
MINUTECLINIC DIAGNOSTIC OF OHIO #7790		2	2	50%	4
MINUTE CLINIC DIAGNOSTIC MED GRP		3	1	25%	4
BOND & STEELE CLINIC PA D/B/A BOND CLINIC PA		4			4
JS HEALTHCARE INC		4			4
DISCOVERY VILLAGE AT STUART		1	3	75%	4
HAMPTON ALF AT 24TH ROAD LLC			4	100%	4
MINUTECLINIC DIAGNOSTIC OF WISCONSIN, LLC		4			4
MINUTECLINIC DIAGNOSTIC OF VIRGINIA, LLC #255		4			4
PHYSICIANS IMMEDIATE CARE ELGIN			4	100%	4
MEDEXPRESS URGENT CARE - PRINCETON		4			4
BIOTEST PLASMA CENTER		4			4
DISCOVERY VILLAGE AT DEERWOOD			4	100%	4
MINUTECLINIC DIANOSTIC OF VIRGINIA, LL		3	1	25%	4
MINUTECLINIC, LLC #1796		3	1	25%	4
CONSULATE HEATH CARE AT WEST ALTAMONTE			4	100%	4
CAREATC, INC.			4	100%	4
NOT GIVEN		1	3	75%	4
DIAMOND SPEEDWAY DIALYSIS		1	3	75%	4
REELFOOT FAMILY WALK IN CLINIC		3	1	25%	4
THE PALMS PHARMACY, INC		4			4
THE DOCTORS CENTER HEALTHCARE-SOUTHSIDE		1	3	75%	4
DES PLAINES CLINICAL LAB		2	2	50%	4
Metro West Nursing and Rehab			4	100%	4
DYNACARE LABORATORIES			4	100%	4
CAYUGA COUNTY HEALTH DEPARTMENT		3	1	25%	4
ABSOLUTE HEALTH		4			4
INTEGRATED FAMILY MEDICAL CENTER			4	100%	4
MINUTE CLINIC DIAGNOSTIC OF TEXAS, LLC		4			4
ACCESS RECOVERY SOLUTIONS LLC			4	100%	4
PRIMECARE		2	2	50%	4
ADVENT HEALTH - TUSKAWILLA		4			4
MEDEXPRESS URGENT CARE - SUMMERSVILLE, WEBSTER RD		4			4
Advanced Care Center			4	100%	4
PALMS WEST HOSPITAL			4	100%	4
NYU WINTHROP HOSPITAL PATHOLOGY		4			4
SOUTHWESTERN REGIONAL MEDICAL CENTER - TULSA		4			4
BAPTIST HEALTH MEDICAL CENTER			4	100%	4
AHC Decatur County		4			4
CVS OH2543POCT CANFIELD		4			4
DERMATOLOGY SPECIALISTS OF FL - DR. JON WARD			4	100%	4
EXPRESS TEST			4	100%	4
COVENIENT CARE MEDICAL CLINIC			4	100%	4
CAREWELL 202			4	100%	4
COURTYARD GARDENS OF BOYNTON BEACH, LLC		1	3	75%	4
RELIANT ACUTE CARE			4	100%	4

COVID-19: testing by laboratory

Data through Feb 7, 2021 verified as of Feb 8, 2021 at 09:25 AM

Data in this report are provisional and subject to change.

The numbers in the table below represent the number of Florida and non-Florida residents for whom test results were received by the Department of Health. A person can be tested by more than one laboratory and can have both positive and negative results. **Therefore, the sum of the numbers in each column will be larger than the total number of people tested.**

Reporting lab	Inconclusive	Negative	Positive	Percent positive	Total
COMMUNITY PHYSICIANS OF NORTH PORT PA			4	100%	4
DEVEREUX FLORIDA CHILDRENS CENTER			4	100%	4
MEDEXPRESS URGENT CARE - FREDERICK		4			4
AHC of Mckenzie		4			4
AURORA BAYCARE UROLOGY			4	100%	4
SEBRING PEDIATRICS LLC			4	100%	4
CARE ONE PRIMARY CARE			4	100%	4
ST. MARY'S HOSPITAL			4	100%	4
ELITE MEDICAL CENTER			4	100%	4
MERCY URGENT CARE			4	100%	4
TARPON SPRINGS PEDIATRICS, LLC			4	100%	4
JUPITER CLINIC			4	100%	4
MIZELL MEMORIAL HOSPITAL			4	100%	4
AFFINITY URGENT CARE			4	100%	4
CVS NV9841POCT RENO		2	2	50%	4
PEACEHEALTH LABORATORIES		3	1	25%	4
GENTLE HANDS MOBILE PHLEBOTOMY			4	100%	4
State Lab Unspecifd			4	100%	4
MIAMI COMMUNITY HEALTH CENTER INC		1	3	75%	4
PRINCETON BMC LABORATORY		4			4
LAFAYETTE NURSING AND REHAB			4	100%	4
MINUTECLINIC DIAGNOSTIC OF RHODE ISLAN		4			4
SUNRISE SENIOR LIVING OF JACKSONVILLE			4	100%	4
MEDEXPRESS URGENT CARE - MARKHAM STREE		3	1	25%	4
UNC HOSPITAL/MCLENDON CLINICAL LABORATORIES			4	100%	4
CELEBRATION PEDIATRICS			4	100%	4
Heartland of Boynton Beach			4	100%	4
Signature Healthcare of Savannah		4			4
MEMORIAL HEALTH CARE SYSTEMS			4	100%	4
MINUTE CLINIC DIAGNOSTIC OF TN PC #64		4			4
MEDICAL CENTER ENTERPRISE			4	100%	4
POWERS PEDIATRICS			4	100%	4
MEDEXPRESS URGENT CARE - TEAYS VALLEY		3	1	25%	4
MINUTE CLINIC #8979		4			4
UNIVERSITY OF WASHINGTON MEDICAL CENTER (UWMC) EMERGENCY DEPT.			4	100%	4
MINUTE CLINIC OF KANSAS PA		1	3	75%	4
IMMUNOGENOMICS LLC		1	3	75%	4
TRIDENT BIOMETRICS		3	1	25%	4
KENTUCKY CABINET FOR HEALTH AND FAMILY SERVICES			4	100%	4
BENEVA LAKES HEALTHCARE & REHAB CENTER			4	100%	4
MD NOW URGENT CARE - DELRAY WEST			4	100%	4
VITAL CARE URGENT CARE			4	100%	4
CHILDREN'S MEDICAL GROUP		4			4
USCG SECTOR ST PETE		1	3	75%	4
HEALTHCARE NETWORK OF SOUTHWEST FLORIDA			4	100%	4
ARKANSAS DEPARTMENT OF HEALTH			4	100%	4

COVID-19: testing by laboratory

Data through Feb 7, 2021 verified as of Feb 8, 2021 at 09:25 AM

Data in this report are provisional and subject to change.

The numbers in the table below represent the number of Florida and non-Florida residents for whom test results were received by the Department of Health. A person can be tested by more than one laboratory and can have both positive and negative results. **Therefore, the sum of the numbers in each column will be larger than the total number of people tested.**

Reporting lab	Inconclusive	Negative	Positive	Percent positive	Total
FISHERMEN'S HOSPITAL			4	100%	4
ADVENTHEALTH MEDICAL GROUP PEDIATRIC & ADOLESCENT		3	1	25%	4
MINUTECLINIC, LLC #1492		4			4
FCHC (OB)-DARWIN SQUARE CTR.			4	100%	4
ADVENTHEALTH NEW SMYRNA BEACH COMMUNITY HEALTH			4	100%	4
MINUTECLINIC DIAGNOSTIC OF SC, LLC #7		2	2	50%	4
MONTANA DEPARTMENT OF PUBLIC HEALTH & HUMAN SERVICES			4	100%	4
MEDEXPRESS URGENT CARE - FORT WORTH S		3	1	25%	4
CENTERPLACE HEALTH, INC			4	100%	4
DEPARTMENT OF HEALTH AND HUMAN SERVICES		2	2	50%	4
OMNICARE PHARMACY OF TEXAS 1		4			4
VIDANT MEDICAL CENTER			4	100%	4
SARASOTA MEDICAL CENTER			4	100%	4
PHYSICIANS QUALITY CARE			4	100%	4
TERENCE B MITCHELL MD, INC			4	100%	4
BARTON MEMORIAL HOSPITAL		3	1	25%	4
FLORIDA HOSPITAL ALTAMONTE		2	2	50%	4
NEULIFE NEUROLOGICAL SERVICES LLC			4	100%	4
VITRO MOLECULAR LABORATORIES			4	100%	4
TALLAHASSEE MEMORIAL HEALTHCARE			4	100%	4
MINUTECLINIC DIAGNOSTIC OF TN PC #643		2	2	50%	4
MEMORIAL HEALTHCARE SYSTEM		1	3	75%	4
MINUTECLINIC DIAGNOSTIC OF VIRGINIA		4			4
MASSASHUSETTS STATE LAB INSTITUTE		1	3	75%	4
MINUTECLINIC, LLC, DBA MINUTECLINIC #6		4			4
MINUTECLINIC DIAGNOSTIC OF KENTUCKY		4			4
SYNEXUS CLINICAL RESEARCH US INC		2	2	50%	4
TRUE HEALTH- HOFFNER		3	1	25%	4
WYOMING PUBLIC HEALTH LAB			4	100%	4
CARENOW URGENT CARE-HERMITAGE			4	100%	4
BELLIN HEALTH LAB		1	3	75%	4
IMIC INC RESEARCH			4	100%	4
MINUTECLINIC DIAGNOSTIC OF VIRGINIA, LLC #1656		4			4
ACCENT PHYSICIAN SPECIALISTS PA		4			4
PALM BEACH CANCER INSTITUTE			4	100%	4
EXPRESS TESTING-ONE			4	100%	4
CRESTAR LABS		2	2	50%	4
MEDEXPRESS URGENT CARE, FAIRMONT		4			4
CLINICAL LABORATORIES OF THE BUFFALO		3	1	25%	4
NAVAL MEDICAL CENTER SAN DIEGO			4	100%	4
MEDEXPRESS URGENT CARE - TULSA, S YALE AVE		4			4
FRESENIUS KIDNEY CARE SOUTH ORLANDO			4	100%	4
NEMOURS CHILDREN'S CLINIC			4	100%	4
MID FLORIDA CLINICAL LABORATORY		2	1	33%	3
MEDEXPRESS URGENT CARE-CLOQUET		3			3
HEARTLAND - CHARLESTON OF HANAHAN SC,		3			3

COVID-19: testing by laboratory

Data through Feb 7, 2021 verified as of Feb 8, 2021 at 09:25 AM

Data in this report are provisional and subject to change.

The numbers in the table below represent the number of Florida and non-Florida residents for whom test results were received by the Department of Health. A person can be tested by more than one laboratory and can have both positive and negative results. **Therefore, the sum of the numbers in each column will be larger than the total number of people tested.**

Reporting lab	Inconclusive	Negative	Positive	Percent positive	Total
TARRANT COUNTY PUBLIC HEALTH		3			3
TAYLOR MANOR		1	2	67%	3
ADVANCED URGENT CARE CENTER OF THE UPPER KEYS		1	2	67%	3
BRADENTON PHYSICIAN MEDICAL CENTER			3	100%	3
BNR PHARMACY INC		3			3
SINAI PLAZA NURSING AND REHAB CENTER			3	100%	3
ST. LUKE'S HOSPITAL - BETHLEHEM CAMPUS		1	2	67%	3
SCRIPPS CLINIC MEDICAL			3	100%	3
SUN TERRACE HEALTH CARE CENTER			3	100%	3
LIFEHOPE LABS			3	100%	3
ASCENSION ST VINCENT'S MEDICAL CENTER		2	1	33%	3
MEDEXPRESS URGENT CARE-HERSHEY		2	1	33%	3
LOYOLA UNIVERSITY MEDICAL CENTER LABORATORY			3	100%	3
FHPG FAMILY MEDICAL CENTER OF TAMPA BAY		1	2	67%	3
COOPER UNIVERSITY HOSPITAL LABORATORY		2	1	33%	3
MEDEXPRESS URGENT CARE GREENSBURG		2	1	33%	3
MINUTE CLINIC DIAG OF IND LLC #8674		3			3
CORTLAND REGIONAL MEDICAL CENTER		3			3
Bainbridge Health and Rehab		3			3
2412 LEBANON PIKE		2	1	33%	3
SEMINOLE FAMILY HEALTH CENTER		3			3
FLORIDA DEPARTMENT OF HEALTH SEMINOLE COUNTY		1	2	67%	3
ADVANCED URGENT CARE LLC		1	2	67%	3
ADVENT HEALTH - CENTRAL PASCO ER			3	100%	3
NORTH SHORE HOSP. INFECTION CONTROL			3	100%	3
PARRISH MEDICAL CENTER-WAIVED TESTING		3			3
VA OUTPATIENT CLINIC-NEW PORT RICHEY			3	100%	3
CELEBRATION PEDIATRICS PA			3	100%	3
LITTLE SPURS PEDIATRIC URGENT CARE		1	2	67%	3
MINUTECLINIC DIAGNOSTIC OF PENNSYLVAN		2	1	33%	3
SAVANNAH COVE		3			3
SKIPPACK MEDICAL LAB			3	100%	3
PROGRESS PHARMACY INC			3	100%	3
MINUTECLINIC DIAGNOSTIC OF NORTH CAROLINA PC #7054		3			3
CVS DC1340POCT WASHINGTON		3			3
HELIX LW UC		1	2	67%	3
Gulfport Rehabilitation Center			3	100%	3
ADRIANA M CASTRO MD PA		3			3
LIVINGSTON COUNTY DEPT OF HEALTH REPRO			3	100%	3
SUNDALE NURSING HOME		3			3
BROOKDALE OAKBRIDGE		1	2	67%	3
CVS GA3766POCT DACULA		1	2	67%	3
CORTLAND COUNTY HEALTH DEPARTMENT		3			3
MINUTECLINIC DIAG OF IND, LLC #6910		3			3
BRANDON REGIONAL EMERGENCY CTR			3	100%	3
INTERNAL MEDICINE AND WOUND CARE SPECIALIST LLC		3			3

COVID-19: testing by laboratory

Data through Feb 7, 2021 verified as of Feb 8, 2021 at 09:25 AM

Data in this report are provisional and subject to change.

The numbers in the table below represent the number of Florida and non-Florida residents for whom test results were received by the Department of Health. A person can be tested by more than one laboratory and can have both positive and negative results. **Therefore, the sum of the numbers in each column will be larger than the total number of people tested.**

Reporting lab	Inconclusive	Negative	Positive	Percent positive	Total
FRESENIUS MEDICAL CARE			3	100%	3
Kroger 627 - The Little Clinic Castleberry		2	1	33%	3
HILLVIEW LABORATORY			3	100%	3
VICAR'S LANDING NURSING HOME		2	1	33%	3
ALLIANCE PEDIATRICS PA			3	100%	3
ASSOCIATES IN MEDICINE		1	2	67%	3
BOLING, STEPHANIE		3			3
EMERALD COAST CENTER			3	100%	3
MEDEXPRESS URGENT CARE MARTINSBURG		2	1	33%	3
MINUTE CLINIC LLC #10203		3			3
COASTAL SKIN SURGERY AND DERMATOLOGY PL		3			3
FIRST CARE - MIDDLESBORO			3	100%	3
NEMOURS CHILDRENS PRIMARY CARE HORIZON WEST			3	100%	3
QUATRACOR PLLC		3			3
Kroger 635 - The Little Clinic Dacula		3			3
MEDEXPRESS URGENT CARE-SCOTT TOWNSHIP		3			3
REGIONAL MEDICAL LAB			3	100%	3
ASPEN VALLEY HOSPITAL			3	100%	3
THOMAS LANGLEY			3	100%	3
US SPECIALTY LABS			3	100%	3
LOUISIANA DEPT. OF HEALTH AND HOSPITALS-INFECTIOUS DISEASE EPI SECTION			3	100%	3
UNIVERISTY OF MIAMI			3	100%	3
PEDIATRICS BY THE SEA JOG RD OFFICE			3	100%	3
UNIVERSITY OF KANSAS MEDICAL CENTER			3	100%	3
MINUTECLINIC LLC #5176			3	100%	3
NORTHERN LIGHT LABORATORY		1	2	67%	3
MEDEXPRESS URGENT CARE - RICHMOND, W BROAD ST		3			3
PATHOLOGY REFERENCE LAB LLC			3	100%	3
MONTEFIORE MEDICAL CENTER LABS MONTEFIORE		2	1	33%	3
STONE CLINICAL LABORATORIES OF FL LLC		3			3
MOBIL LAB FOR ALL INC		3			3
BETTERMED URGENT CARE			3	100%	3
HELIX MEDICAL CENTERS		1	2	67%	3
NEMOURS CHILDRENS PRIMARY CARE MAITLAND			3	100%	3
GARCIA MORALES NELSON			3	100%	3
MEDEXPRESS URGENT CARE - WHEELING		2	1	33%	3
DASCENA, INC			3	100%	3
WEST TN HEALTH MED NORTH		3			3
DELAWARE PUBLIC HEALTH LABORATORY		1	2	67%	3
PUBLIC HEALTH TRUST OF MIAMI DADE COUNTY			3	100%	3
JS HEALTHCARE		2	1	33%	3
VELOCITY CARE			3	100%	3
WALGREENS #07502		3			3
Hunterdon Medical Center Laboratory		3			3
TIEHH BIOTERRORISM RESPONSE LAB			3	100%	3
ACCESS HEALTH CARE		2	1	33%	3

COVID-19: testing by laboratory

Data through Feb 7, 2021 verified as of Feb 8, 2021 at 09:25 AM

Data in this report are provisional and subject to change.

The numbers in the table below represent the number of Florida and non-Florida residents for whom test results were received by the Department of Health. A person can be tested by more than one laboratory and can have both positive and negative results. **Therefore, the sum of the numbers in each column will be larger than the total number of people tested.**

Reporting lab	Inconclusive	Negative	Positive	Percent positive	Total
OPENTRONS PRL		2	1	33%	3
VIRTUA MEMORIAL HOSPITAL BURLINGTON COUNTY		1	2	67%	3
OPTUM PRIMARY CARE - SILVER LAKES			3	100%	3
MARION COUNTY FIRE RESCUE		3			3
MED EXPRESS URGENT CARE PC - MARYLAND		2	1	33%	3
MEDEXPRESS URGENT CARE - WAXAHACHIE, N HIGHWAY 77		1	2	67%	3
PEDIATRICS AND ADOLESCENT MEDICINE		2	1	33%	3
LUVERNE HEALTH AND REHABILITATION		3			3
EXTENDICARE HEALTH & REHAB CENTER		3			3
ST LUKES HOSPITAL LABORATORY		2	1	33%	3
ORLANDO REGIONAL HEALTH SERVICES		1	2	67%	3
CVS TN2179POCT MURFREESBORO		3			3
MED FUSION			3	100%	3
NOVANT HEALTH PRESBYTERIAN		2	1	33%	3
MEDFIRST URGENT CARE			3	100%	3
MEDEXPRESS URGENT CARE - WALDORF, CRAIN HWY		3			3
MONTANA PUBLIC HEALTH LAB			3	100%	3
TRUE HEALTH - LAKE UNDERHILL		3			3
SUMNER REGIONAL MEDICAL CENTER		2	1	33%	3
MAINE DEPARTMENT OF HEALTH AND HUMAN SERVICES			3	100%	3
SPARROW CENTRAL LAB			3	100%	3
MEDLAB INC		3			3
VIRGINIA DIVISION OF CONSOLIDATED LABORATORIES			3	100%	3
Bethany Health and Rehab		3			3
HUNT CLUB MEDICAL CARE			3	100%	3
CVS GA2147POCT KENNESAW		2	1	33%	3
MICHIGAN HEALTH CLINIC LABORATORIES		2	1	33%	3
MINUTECLINIC DIAG OF IND LLC #6840		3			3
ORCHID COVE DAYTONA			3	100%	3
UHEALTH JACKSON URGENT CARE - CUTLER BAY		1	2	67%	3
CVS OH6123POCT CINCINNATI		2	1	33%	3
IOWA DEPARTMENT OF PUBLIC HEALTH			3	100%	3
CVS MINUTE CLINIC DIAGNOSTIC OF TEXAS		3			3
SOFTCELL L-FORM LABORATORIES, LLC			3	100%	3
WINDER NURSING INC DBA WINDER HEALTH CARE		3			3
MINUTECLINIC DIAG OF IND, LLC #6483		1	2	67%	3
MANORCARE NURSING & REHABILITATION CENTER-NAPLES		3			3
LAURELLWOOD NURSING CENTER		1	2	67%	3
CVS PA1671POCT LANCASTER		3			3
BRENTWOOD SENIOR LIVING AT ST PETE			3	100%	3
CVS NC6402POCT DAVIDSON		2	1	33%	3
ALLIANCE LABS @LRMC			3	100%	3
MONROE COUNTY FIRE RESCUE		3			3
SCHIFF CENTER FOR LIVER DISEASES		1	2	67%	3
ACL LABORATORIES INDUSTRIAL TOXICOLOGY			3	100%	3
Wynfield Park Health and Rehabilitation		3			3

COVID-19: testing by laboratory

Data through Feb 7, 2021 verified as of Feb 8, 2021 at 09:25 AM

Data in this report are provisional and subject to change.

The numbers in the table below represent the number of Florida and non-Florida residents for whom test results were received by the Department of Health. A person can be tested by more than one laboratory and can have both positive and negative results. **Therefore, the sum of the numbers in each column will be larger than the total number of people tested.**

Reporting lab	Inconclusive	Negative	Positive	Percent positive	Total
CVS IL8747POCT CHICAGO		3			3
PATIENT FIRST - ALLENTOWN			3	100%	3
LEXINGTON MEDICAL CENTER		1	2	67%	3
HARBORCHASE OF STUART			3	100%	3
CENTURY LINK SPORTS COMPLEX			3	100%	3
MEDEXPRESS URGENT CARE, CHAMBERSBURG		2	1	33%	3
LIFE CARE CENTER OF SKAGIT VALLEY		3			3
SURETOX LABORATORY LLC		2	1	33%	3
MPG JACKSONVILLE ATLANTIC BLVD		1	2	67%	3
ManorCare Rehabilitation Center- Decatur		3			3
Kroger 124 - The Little Clinic University		3			3
Rutgers Health Rwj University Hospital - Laboratory		2	1	33%	3
NORTHCREST MEDICAL CENTER		1	2	67%	3
FLORIDA HOSPITAL LABORATORIES		3			3
PEPIN ACADEMIES-PASCO		3			3
CVS TX8387POCT AUSTIN		3			3
ADVANCED MEDICAL RESEARCH CENTER LLC			3	100%	3
SHANDS AT LAKE SHORE LAB		1	2	67%	3
BAPTIST HEALTH URGENT CARE AT PLANTATION		3			3
FAMILY MEDICAL CLINIC HOMESTEAD, LLC			3	100%	3
Mill Valley Care Center		3			3
NEWSTAR MEDICAL LABORATORIES		3			3
NORTH CAROLINA DEPT OF HEALTH & HUMAN SRVCS STATE LAB OF PUBLIC HEALTH			3	100%	3
NORTHWEST FLORIDA CLINICAL LAB		1	2	67%	3
Westside Terrace		3			3
BROOKDALE SENIOR LIVING			3	100%	3
CENTRAL JERSEY URGENT CARE OF BROWN MI		3			3
SUMMIT MEDICAL GROUP - WEST ORANGE		3			3
MEDICAL UNIVERSITY SC HOSPITAL			3	100%	3
BAPTIST OUTPATIENT SERVICES			3	100%	3
CVS OH3393POCT AURORA		2	1	33%	3
FLORIDA HOSPITAL PHYSICIANS GROUP		1	2	67%	3
AUSTIN PUBLIC HEALTH			3	100%	3
CAMPAZZI CONCIERGE MEDICAL SERVICES		2	1	33%	3
FHPG TAMPA PRIMARY CARE			3	100%	3
GLADES COUNTY DETENTION CENTER			3	100%	3
PRISMA HEALTH MIDLANDS			3	100%	3
FELICIDAD MEDICAL CENTER INC			3	100%	3
COVANCE CLS			3	100%	3
ESCO DRUG CO INC		3			3
LEE CONVENIENT CARE AT SUMMERLIN			3	100%	3
PINELLAS PARK HEALTH CENTER - PINELLAS CHD		1	2	67%	3
MINUTECLINIC, LLC #09202		2	1	33%	3
MEDEXPRESS URGENT CARE- FORT WORTH N T		3			3
MINUTECLINIC DIAGNOSTIC OF WISCONSIN,		3			3
OPTUM OF RED ROAD		3			3

COVID-19: testing by laboratory

Data through Feb 7, 2021 verified as of Feb 8, 2021 at 09:25 AM

Data in this report are provisional and subject to change.

The numbers in the table below represent the number of Florida and non-Florida residents for whom test results were received by the Department of Health. A person can be tested by more than one laboratory and can have both positive and negative results. **Therefore, the sum of the numbers in each column will be larger than the total number of people tested.**

Reporting lab	Inconclusive	Negative	Positive	Percent positive	Total
FAMILY TREE MEDICAL GROUP PA		2	1	33%	3
PROMPT CARE OF CENTRAL FLORIDA LLC			3	100%	3
QUEST DIAGNOSTICS PSC			3	100%	3
BARONESS ERLANGER HOSPITAL		3			3
MEDIC INFUSION PA		3			3
UNIVERSITY OF MICHIGAN		2	1	33%	3
MEDEXPRESS URGENT CARE - NORTH LITTLE		2	1	33%	3
WYOMING DEPT OF HEALTH			3	100%	3
GRAND VILLA OF LAKELAND		3			3
BEECHTREE MOLECULAR LAB LLC			3	100%	3
COVID TESTING LLC			3	100%	3
Greystone Health Care Center		3			3
MINUTECLINIC DIAGNOSTIC OF TEXAS LLC		2	1	33%	3
PINELLAS POINT NURSING AND REHAB			3	100%	3
URGENT DOC - URGENT CARE CLINIC			3	100%	3
ELITE PRIMARY CARE OF WAYCROSS			3	100%	3
BERGEN NEW BRIDGE M		3			3
LPG PEDIATRICS AT LEHIGH ACRES		2	1	33%	3
MEDFUSION		2	1	33%	3
RIVER CITY MEDICAL ASSOCIATES INC			3	100%	3
CENTRAL DUPAGE HOSPITAL			3	100%	3
GONZALEZ MD AND ASWAD MD HEALTH SERVICES			3	100%	3
TREASURE COAST PEDIATRICS PA			3	100%	3
ADVANCED HEART CARE OF SOUTH FLORIDA		3			3
LAHEY CLINIC MEDICAL CENTER			3	100%	3
MOULTRIE CREEK NURSING AND REHAB			3	100%	3
NORTH NAPLES HOSPITAL RESPIRATORY THERAPY DEPARTMENT			3	100%	3
GYN PATH SERVICES			3	100%	3
MINUTECLINIC, LLC #5707		3			3
BROOME COUNTY HEALTH DEPARTMENT		2	1	33%	3
Contrastate Medical Center		2	1	33%	3
STUYVESANT URGENT CARE		3			3
CUMBERLAND MEDICAL CENTER INC		3			3
PORT ORANGE NURSING & REHAB			3	100%	3
MODMD LABORATORY		3			3
MEDEXPRESS URGENT CARE-PASADENA		3			3
INDIANA STATE DEPARTMENT OF HEALTH LABORATORIES			3	100%	3
BEEBE MEDICAL CENTER LABORATORY		3			3
MEDEXPRESS URGENT CARE - WILKES BARRE		2	1	33%	3
CULLMAN REGIONAL URGENT CARE		2	1	33%	3
Life Care Center of Citrus County		2	1	33%	3
MEDICAL CENTER OF THE ROCKIES			3	100%	3
CLEARWATER		2	1	33%	3
ESTERO FIRE RESCUE		3			3
INSPIRA MEDICAL CENTER VINELAND LAB		2	1	33%	3
OHIO DEPARTMENT OF HEALTH LABORATORY		2	1	33%	3

COVID-19: testing by laboratory

Data through Feb 7, 2021 verified as of Feb 8, 2021 at 09:25 AM

Data in this report are provisional and subject to change.

The numbers in the table below represent the number of Florida and non-Florida residents for whom test results were received by the Department of Health. A person can be tested by more than one laboratory and can have both positive and negative results. **Therefore, the sum of the numbers in each column will be larger than the total number of people tested.**

Reporting lab	Inconclusive	Negative	Positive	Percent positive	Total
FLORIDA DEPARTMENT OF HEALTH IN MIAMI DADE COUNTY		2	1	33%	3
FOX FAMILY PRACTICE		3			3
CTRS			3	100%	3
MINUTECLINIC DIAGNOSTIC OF MICHIGAN, P		3			3
NORTH DAKOTA DEPT OF HEALTH MICROBIOLOGY		1	2	67%	3
TUFTS MEDICAL CENTER			3	100%	3
LISTENING DOCTOR PLLC, THE			3	100%	3
OHIO HEALTH DOCTORS HOSPITAL			3	100%	3
MINUTECLINIC DIAGNOSTIC MED GRP OF SAN		3			3
CROWNE HEALTH CARE OF FORT PAYNE		2	1	33%	3
IVY CREEK URGENT CARE OF ENTERPRISE			3	100%	3
SISD EMPLOYEE HEALTH CLINIC			3	100%	3
HAVEN CUSTEAD CARE CENTER			3	100%	3
CVS CA9113POCT CHULA VISTA		3			3
MEDEXPRESS - WILMINGTON CONCORD PIKE		2	1	33%	3
MINUTECLINIC #8760		3			3
MEDEXPRESS-HOUSTON EAST FWY		1	2	67%	3
RICHMOND CITY DEPARTMENT OF PUBLIC HEALTH			3	100%	3
WHITE EARTH IHS MAIN LAB		3			3
CVS IN6605POCT INDIANAPOLIS		2	1	33%	3
MINUTE-CLINIC DIAGNOSTIC OF VIRGINIA,		3			3
COMMUNICABLE DISEASE CONTROL/PUBLIC HEALTH EMERGENCY PREPAREDNESS			3	100%	3
MINUTE CLINIC LLC #0169		3			3
MEDICAL SERVICES OF AMERICA HOME HEALTH		3			3
MINUTECLINIC DIAG OF IND LLC #1367		3			3
MENORAH MANOR			3	100%	3
ADVANCED PEDIATRICS			3	100%	3
NORTH BROWARD HOSPITAL DISTRICT HEALTHCARE FOR THE HOMELESS			3	100%	3
LEESBURG COMMUNITY HEALTH CENTERS			3	100%	3
MINUTECLINIC DIAGNOSTIC OF OHIO #3407		3			3
SARASOTA PERSONAL MEDICINE		2	1	33%	3
AVANTE INVERNESS		1	2	67%	3
Lenox on the Lake			3	100%	3
CCRX OF NORTH CAROLINA, LLC		2	1	33%	3
CROSSVILLE MEDICAL GROUP		1	2	67%	3
APEX CLINICAL LABORATORIES INC		3			3
EXETER HOSPITAL		3			3
MARYLAND STATE DEPT OF HEALTH	2		1	33%	3
MEDEXPRESS URGENT CARE, BELLE VERNON		3			3
RHEA MEDICAL CENTER		3			3
CARENOW-LEBANON		1	2	67%	3
BETH ISRAEL MEDICAL CENTER LABS		3			3
OHIO CVS STORES		3			3
HARBOUR'S EDGE		2	1	33%	3
CAREWELL URGENT CARE			3	100%	3
ERIE COUNTY PUBLIC HEALTH CLINICAL		3			3

COVID-19: testing by laboratory

Data through Feb 7, 2021 verified as of Feb 8, 2021 at 09:25 AM

Data in this report are provisional and subject to change.

The numbers in the table below represent the number of Florida and non-Florida residents for whom test results were received by the Department of Health. A person can be tested by more than one laboratory and can have both positive and negative results. **Therefore, the sum of the numbers in each column will be larger than the total number of people tested.**

Reporting lab	Inconclusive	Negative	Positive	Percent positive	Total
CVS MA394POCT SEEKONK		3			3
HEALTHQUEST, INC		2	1	33%	3
CULLMAN REGIONAL MEDICAL CENTER		2	1	33%	3
ALABAMA DEPT PUBLIC HEALTH			3	100%	3
CVS HEALTH, #2043		3			3
MEDEXPRESS URGENT CARE - WICHITA, S SENECA ST		1	2	67%	3
ST MARYS MEDICAL CENTER			3	100%	3
LOCH HAVEN PEDIATRICS			3	100%	3
Kroger 758 - The Little Clinic Providence		3			3
GROVES CENTER			3	100%	3
ST. PETERSBURG PEDIATRICS- 38TH AVENUE			3	100%	3
DEACONESS HOSPITAL			3	100%	3
Englewood Health and Rehab			3	100%	3
ADVICE FOR OPTIMAL WELLNESS, INC			3	100%	3
HEPATOLOGY DIAGNOSTIC LAB			3	100%	3
MUNSON MEDICAL CENTER			3	100%	3
RAPID CITY RUGENT CARE			3	100%	3
HIALEAH SHORES NURSING AND		2	1	33%	3
CVS MN6811POCT PLYMOUTH		3			3
PROPATH			3	100%	3
URGENT CARE OF THE SMOKIES			3	100%	3
CGH MEDICAL CENTER			3	100%	3
SANFORD MOBILE LAB			3	100%	3
CAN COMMUNITY HEALTH, INC		3			3
BNC Medical Investors, LLC Berrien Nursing & Rehabilitation Center		3			3
MEDEXPRESS URGENT CARE-ARLINGTON		2	1	33%	3
CVS MINUTE CLINIC DIAGNOSTIC MED GRP OF CAL		3			3
NYC PUBLIC HEALTH LABS			3	100%	3
LINCOLN MEDICAL CENTER		3			3
HEART OF FLORIDA HEALTH CENTER INC			3	100%	3
SIGNATURE CARE PFLUGERVILLE			3	100%	3
MINUTECLINIC, LLC #1431		2	1	33%	3
MINUTECLINIC, LLC #05814		3			3
PREMIER FAMILY AND SPORTS MEDICINE		2	1	33%	3
TMH PHYSICIAN PARTNERS BLOUNTSTOWN			3	100%	3
VILLAGES HEALTH, THE		3			3
WAL-MART STORES EAST LP		2	1	33%	3
MINUTE CLINIC LLC # 2033		2	1	33%	3
CURATIVE		1	2	67%	3
PROHEALTH PRIMARY CARE - GLEN OAKS		3			3
EMORY BENNETT VETERANS NURSING HOME		3			3
BAPTIST PRIMARY CARE, INC.		2	1	33%	3
CFP PHYSICIANS GROUP			3	100%	3
CVS OH3080POCT HUBER HEIGHTS		3			3
PLAINVIEW PRIMARY CARE		3			3
MEDEXPRESS URGENT CARE - HOLLINS		3			3

COVID-19: testing by laboratory

Data through Feb 7, 2021 verified as of Feb 8, 2021 at 09:25 AM

Data in this report are provisional and subject to change.

The numbers in the table below represent the number of Florida and non-Florida residents for whom test results were received by the Department of Health. A person can be tested by more than one laboratory and can have both positive and negative results. **Therefore, the sum of the numbers in each column will be larger than the total number of people tested.**

Reporting lab	Inconclusive	Negative	Positive	Percent positive	Total
MEADOWS AT CYPRESS GARDENS, THE		3			3
BAYCARE MEDICAL GROUP, INC		3			3
GREENTREE MEDICAL CENTER			3	100%	3
TAMPA		1	2	67%	3
STEAMBOAT EMERGENCY CENTER			3	100%	3
MORGAN STANLEY HEALTH CENTER		3			3
CELEBRATION PRIMARY CARE ASSOCIATES LLC		3			3
SENTARA NORFOLK GENERAL HOSPITAL CENTRAL LAB			3	100%	3
MAYO		1	2	67%	3
CARESPOT-WELLINGTON			3	100%	3
SMOKY MOUNTAIN URGENT CARE AND FAMILY MEDICINE CENTER			3	100%	3
ADVENTHEALTH SEBRING- INFECTION CONTROL DEPARTMENT			3	100%	3
CLINICAL CARE ASSOCIATES, INC			3	100%	3
COVENANT PEDIATRICS		1	2	67%	3
24TH WEAPONS OF MASS DESTRUCTION - CIVIL SUPPORT		3			3
WELLMED AT APOLLO BEACH BLVD		1	2	67%	3
DACH MAIN LAB			3	100%	3
SPRING LAKE REHABILITATION CENTER			3	100%	3
THE OASIS BEACHSIDE		3			3
UNITY HEALTH AND REHABILITATION CENTER			3	100%	3
ROANE MEDICAL CENTER		2	1	33%	3
CHURCH OF SCIENTOLOGY FLAG SERVICE ORGANIZATION		2	1	33%	3
TIFTON CARECONNECT URGENT CARE			3	100%	3
Village on the Green			3	100%	3
FLAGLER FAMILY MEDICINE PA			3	100%	3
PREMIER CLINICAL RESEARCH INSTITUTE INC			3	100%	3
ALOHA HOME CARE LLC DBA ACCENTCARE HOME HEALTH OF		3			3
COVID PROCESSING SITE			3	100%	3
MINUTE CLINIC, LLC #4650		3			3
Lakeview Village		3			3
TERRACE OF ST CLOUD, THE		2	1	33%	3
Magnolia Health and Rehab Center			3	100%	3
FLORIDA LABORATORY ANALYSIS, LLC			3	100%	3
FLORIDA GASTROENTEROLOGY ASSOCIATES PA		3			3
NC STATE LABORATORY OF PUBLIC HEALTH		3			3
TMH PHYSICIAN PARTNERS SOUTHWOOD			3	100%	3
KISSIMMEE URGENT CARE		3			3
Broadview Multi-Care Center		3			3
MEDEXPRESS URGENT CARE-CHIPPEWA		2	1	33%	3
MEDEXPRESS URGENT CARE SHADYSIDE		3			3
COASTAL LABORATORIES OF FLORIDA			3	100%	3
CVS GA2236POCT WOODSTOCK		3			3
TRANSPLANT GENOMICS INC (EUROFINS)		3			3
SCIENTIFIC LABORATORY DIVISION			3	100%	3
ROAN DRUG COMPANY LLC		3			3
GREATER MOBILE URGENT CARE - SPRINGHILL			3	100%	3

COVID-19: testing by laboratory

Data through Feb 7, 2021 verified as of Feb 8, 2021 at 09:25 AM

Data in this report are provisional and subject to change.

The numbers in the table below represent the number of Florida and non-Florida residents for whom test results were received by the Department of Health. A person can be tested by more than one laboratory and can have both positive and negative results. **Therefore, the sum of the numbers in each column will be larger than the total number of people tested.**

Reporting lab	Inconclusive	Negative	Positive	Percent positive	Total
ADVENT HEALTH MEDICAL GROUP FAMILY MEDICINE			3	100%	3
ONslow MEMORIAL HOSPITAL LABORATORY		3			3
SSM HEALTH ST LOUIS MICROBIOLOGY LABORATORY		1	2	67%	3
DOCTORS HOSPITAL RENAISSANCE			3	100%	3
CVS TN7289POCT SIGNAL MOUNTAIN		3			3
ANN STORCK CENTER INC		3			3
CVS RI1717POCT 1 CVS DR			3	100%	3
HOUSTON METHODIST HOSPITAL			3	100%	3
Fort Gaines Health and Rehab		3			3
YATES COUNTY PUBLIC HEALTH		3			3
ADVENTHEALTH MEDICAL GROUP PEDIATRICS		1	2	67%	3
NEOGENOMICS LABORATORIES, INC		3			3
Cleveland Clinic Weston			3	100%	3
MEDEXPRESS URGENT CARE - SOMERSET TOWNSHIP		3			3
STRINGFELLOW MEMORIAL HOSPITAL		3			3
FAMILY MEDICINE AT WINTER PARK			3	100%	3
SOUTH COUNTY MENTAL HEALTH CENTER INC			3	100%	3
NEBRASKA DEPARTMENT OF HEALTH AND HUMAN SERVICES			3	100%	3
CONSOLIDATED LABORATORY SERVICES			3	100%	3
THE CLINIC OF PEDIATRICS & GI MEDICINE, INC			3	100%	3
CVS PA813POCT RICHBORO		3			3
FLORIDA MEDICAL CLINIC -INTERNAL MED DADE CITY			3	100%	3
GAINESVILLE PEDIATRIC ASSOCIATES			3	100%	3
FLORIDA MENTOR-POINT WEST CLUSTER		3			3
WINTER PARK INTERNAL MEDICINE MD PA		2	1	33%	3
MINUTECLINIC DIAGNOSTIC OF TN, PC 6304		2	1	33%	3
DOC PAM PA		2	1	33%	3
ALLIANCE FOR MULTISPECIALTY RESEARCH		3			3
MINUTECLINIC DIAGNOSTIC OF TN PC #240		3			3
MEDEXPRESS URGENT CARE - LITTLE ROCK		2	1	33%	3
COMMUNITY MEDICAL CENTER			3	100%	3
THE PATHOLOGY LABORATORY		1	2	67%	3
YORK HOSPITAL - LABORATORY			3	100%	3
CUMBERLAND HEIGHTS		3			3
CARENOW-ATASCOCITA			3	100%	3
SOFTLAB			3	100%	3
CVS NC7588POCT ASHEVILLE		3			3
ALLIED PHYSICIANS GROUP PLLC		3			3
Rosedale Green		3			3
CLEVELAND CLINIC FLORIDA LABORATORY			2	100%	2
MIAMI DADE MEDICAL RESEARCH INSTITUTE			2	100%	2
LEESBURG REGIONAL MEDICAL CENTER URGENT CARE			2	100%	2
MID-FLORIDA HEMATOLOGY AND ONCOLOGY CENTERS		2			2
SPECIALTY LABORATORIES			2	100%	2
THE RIM URGENT CARE			2	100%	2
TRUSTBRIDGE			2	100%	2

COVID-19: testing by laboratory

Data through Feb 7, 2021 verified as of Feb 8, 2021 at 09:25 AM

Data in this report are provisional and subject to change.

The numbers in the table below represent the number of Florida and non-Florida residents for whom test results were received by the Department of Health. A person can be tested by more than one laboratory and can have both positive and negative results. **Therefore, the sum of the numbers in each column will be larger than the total number of people tested.**

Reporting lab	Inconclusive	Negative	Positive	Percent positive	Total
GOLDMAN SACHS HEALTH CENTER		2			2
MERCY CONVENIENT CARE			2	100%	2
NORTHSIDE FAMILY MEDICINE AND URGENT CARE (EAST COBB)		2			2
FLORIDA DEPARTMENT OF HEALTH IN ALACHUA COUNTY -			2	100%	2
LOWELL GENERAL HOSPITAL			2	100%	2
CVS PA1657POCT YORK		1	1	50%	2
320 S TRANSIT ST		2			2
DELRAY BEACH HEALTH DEPT LAB			2	100%	2
BAYCARE OUTREACH LAB			2	100%	2
CVS NC7047POCT DURHAM		2			2
HOLY TRINITY PHARMACY LLC		2			2
AFC PHYSICIANS OF FLORIDA, PA			2	100%	2
Alden Terrace of McHenry			2	100%	2
CERTIVIA LABORATORIES			2	100%	2
CVS IL1170POCT JOLIET		2			2
US LABS		2			2
NAPHCARE INC		2			2
ATLANTIC SURGERY CENTER OF JACKSONVILLE BEACH		2			2
ALL PEDIATRIC CARE PA			2	100%	2
WILLAMETTE VALLEY TOXICOLOGY LLC		2			2
RAPID URGENT CARE - ALBANY			2	100%	2
MINUTECLINIC DIAG OF IND, LLC #6648		1	1	50%	2
CVS PA2688POCT COLLEGEVILLE		2			2
Kroger 127 - The Little Clinic Lakewood-Alameda		2			2
STANFORD HEALTH CARE ANATOMIC PATHOLOGY & CLINICAL LAB			2	100%	2
METHODIST MANSFIELD MEDICAL CENTER			2	100%	2
DAYTON CHILDRENS HOSPITAL LAB			2	100%	2
GILCHRIST COUNTY FIRE DEPARTMENT			2	100%	2
ANDERSON COUNTY HOSPITAL			2	100%	2
NEMOURS CHILDREN'S PRIMARY CARE THE VILLAGES		2			2
HAMILTON COUNTY HEALTH DEPARTMENT		2			2
CVS PA10034POCT PITTSBURGH		2			2
Alden Des Plaines			2	100%	2
LABRADOR PRIMARY CARE CENTER			2	100%	2
SYLVAN NURSING			2	100%	2
HEALTH & REHAB CTR AT DOLPHINS VIEW, THE			2	100%	2
FLORIDA KEYS PED & ADOLES CTR			2	100%	2
LEE MEMORIAL HEALTH SYSTEM D/B/A			2	100%	2
MEDEXPRESS URGENT CARE - FORT SMITH		2			2
AdventHealth Care Center Orlando North			2	100%	2
BAYCARE LABORATORIES			2	100%	2
MINUTECLINIC DIAGNOSTIC OF TEXAS, LLC #7435		2			2
SARASOTA MEMORIAL MEDICAL URGENT CARE CENTER			2	100%	2
MEDEXPRESS URGENT CARE-WILKINS TOWNSHIP, WILLIAM PENN HIGHWAY		2			2
EXPRESSCARE URGENT CARE CENTER			2	100%	2
SOUTH TAMPA AFTER HOURS CLINIC			2	100%	2

COVID-19: testing by laboratory

Data through Feb 7, 2021 verified as of Feb 8, 2021 at 09:25 AM

Data in this report are provisional and subject to change.

The numbers in the table below represent the number of Florida and non-Florida residents for whom test results were received by the Department of Health. A person can be tested by more than one laboratory and can have both positive and negative results. **Therefore, the sum of the numbers in each column will be larger than the total number of people tested.**

Reporting lab	Inconclusive	Negative	Positive	Percent positive	Total
NDX-CORE LAB			2	100%	2
TULANE MEDICAL CENTER			2	100%	2
BIRMINGHAM INTERNAL MEDICINE ASSOCIATE		1	1	50%	2
PEACE RIVER MEDICAL CENTER		2			2
PICHARDO CLINIC, THE			2	100%	2
Avanti Wellness and Rehab			2	100%	2
DUKE HEALTH REGIONAL HOSPITAL			2	100%	2
VETERANS AFFAIRS MEDICAL CENTER - GREATER LOS ANGELES			2	100%	2
ATHENA CARE RESOURCES LLC		2			2
MEDEXPRESS URGENT CARE - OMAHA N 72 ST		2			2
CVS NJ837POCT MARLTON		2			2
GULF COAST REGIONAL MEDICAL CARE		2			2
AKRON GENERAL MEDICAL CENTER MAIN		2			2
87TH MEDICAL GROUP - MCGUIRE AMBULATORY CARE FACILITY		2			2
CVS OH6149POCT UPPER ARLINGTON		1	1	50%	2
MINUTECLINIC DIAGNOSTIC, PA #10252		2			2
SOUTH DAKOTA DEPARTMENT OF HEALTH		2			2
CPL LABS			2	100%	2
A+ URGENT/PRIMARY CARE			2	100%	2
University Center East			2	100%	2
Kroger 388 - The Little Clinic Braelinn Village		2			2
POINTE AT NEW PORT PLACE,THE		2			2
MD NOW URGENT CARE MEDICAL CENTERS INC			2	100%	2
CONEMAUGH MEMORIAL MEDICAL CENTER		2			2
AFTER HOURS PEDS			2	100%	2
DALLAS MEDICAL CENTER			2	100%	2
MEDEXPRESS URGENT CARE-MT PLEASANT		1	1	50%	2
New Jersey Aim At Smg		2			2
PEDIATRIC HEALTH CARE		1	1	50%	2
PARKWAY DRUGS OF ONEIDA COUNTY NORTH I		1	1	50%	2
CREATIVE HEALTH CENTER			2	100%	2
GENETIC ASSAYS INC			2	100%	2
PHYSICIANS LABORATORY SERVICES			2	100%	2
BAYSIDE URGENT CARE CENTER INC			2	100%	2
First Care Living Center/Essentia Health			2	100%	2
GULF COAST IMMEDIATE CARE CENTER		1	1	50%	2
OPP HEALTH AND REHABILITATION		2			2
JRS LABORATORY			2	100%	2
MARCO ISLAND MEDICAL CENTER			2	100%	2
RIVER CITY MEDICAL ASSOCIATES, INC			2	100%	2
MEDEXPRESS URGENT CARE-SELINGSGROVE		2			2
LEE PHYSICIAN GROUP		1	1	50%	2
RENFREW CENTERS INC		2			2
LIFT HEALTH		2			2
ONTARIO COUNTY PUBLIC HEALTH		2			2
PROSPECT URGENT CARE			2	100%	2

COVID-19: testing by laboratory

Data through Feb 7, 2021 verified as of Feb 8, 2021 at 09:25 AM

Data in this report are provisional and subject to change.

The numbers in the table below represent the number of Florida and non-Florida residents for whom test results were received by the Department of Health. A person can be tested by more than one laboratory and can have both positive and negative results. **Therefore, the sum of the numbers in each column will be larger than the total number of people tested.**

Reporting lab	Inconclusive	Negative	Positive	Percent positive	Total
DNA DIAGNOSTICS CENTER		2			2
UNIVERSITY OF MEMPHIS ATHLETIC TRAINI		2			2
PARKLAND HEALTH & HOSPITAL			2	100%	2
QUALITY LABORATORY SERVICE		2			2
CARE 365			2	100%	2
LAWRENCE GENERAL HOSPITAL			2	100%	2
MIDWAY SPECIALTY CARE RX LLC			2	100%	2
MASSACHUSETTS DEPARTMENT OF HEALTH			2	100%	2
CVS IN3975POCT JEFFERSONVILLE		1	1	50%	2
CVS MO8555POCT KANSAS CITY		2			2
MERCY HEALTH LAB		1	1	50%	2
GOUVERNEUR HOSPITAL LABORATORY		2			2
ACCESS LABORATORIES LLC			2	100%	2
MEDEXPRESS URGENT CARE- COLUMBIA HEIGH		2			2
BLACKWATER RIVER			2	100%	2
SWEDISH COVENANT HOSPITAL			2	100%	2
JULIE STAATS DO		2			2
YOUTH AND YOU, INC		2			2
BAPTIST HEALTH LEXINGTON			2	100%	2
Walgreens #5984		2			2
MINUTE CLINIC DIAGNOSTIC OF VIRGINIA, LLC #7543		2			2
Jackson Health Care Facility			2	100%	2
VIRGINIA DEPT OF HEALTH OFFICE OF EPIDEMIOLOGY			2	100%	2
AMEDISYS HOME HEALTH OF GREENVILLE			2	100%	2
JEFFERSON WASHINGTON TOWNSHIP HOSPITAL		2			2
ADVANCE FAMILY PRACTICE LLC□			2	100%	2
JUST BELIEVE RECOVERY CENTER			2	100%	2
CONWAY MEDICAL CENTER			2	100%	2
ORMOND BEACH URGENT CARE			2	100%	2
FLORIDA CLINICAL LABORATORY INC			2	100%	2
SUPER HEALTH PHARMACY LLC		2			2
GALEN BAYLOR EXTENSION		2			2
Kroger 745 - The Little Clinic Somerset		2			2
NOVA SOUTHEASTERN UNIVERSITY - STUDENT MEDICAL CTR			2	100%	2
ADVENTHEALTH MEDICAL GROUP PEDIATRICS AT APOPKA		2			2
FAMILY FIRST PEDIATRICS			2	100%	2
MD NOW URGENT CARE CENTER INC.			2	100%	2
NEBRASKA MEDICAL CENTER			2	100%	2
BUFFALO CROSSINGS HEALTHCARE AND REHABILITATION CENTER			2	100%	2
MEDEXPRESS URGENT CARE - LINCOLN VILLA		2			2
ONE MEDICAL GROUP		1	1	50%	2
CARE NOW DENTON			2	100%	2
THE EDGEWATER AND WATERMAN VILLAGE			2	100%	2
HUMILITY OF MARY HEALTH PARTNERS			2	100%	2
MINUTECLINIC DIAGNOSTIC OF SC, LLC #4		2			2
CABELL HUNTINGTON HOSPITAL CLINICAL LAB			2	100%	2

COVID-19: testing by laboratory

Data through Feb 7, 2021 verified as of Feb 8, 2021 at 09:25 AM

Data in this report are provisional and subject to change.

The numbers in the table below represent the number of Florida and non-Florida residents for whom test results were received by the Department of Health. A person can be tested by more than one laboratory and can have both positive and negative results. **Therefore, the sum of the numbers in each column will be larger than the total number of people tested.**

Reporting lab	Inconclusive	Negative	Positive	Percent positive	Total
Macon Valley Nursing and Rehabilitation Center		2			2
WESTMINSTER SUNCOAST			2	100%	2
MARTHA A PRICE MD PA		1	1	50%	2
Gracemore Nursing and Rehab		2			2
HANOVER ENDOSCOPY CENTER		2			2
MONROE URGENT CARE		2			2
UNIVERSITY COMMUNITY HEALTH SERVICES		1	1	50%	2
ROCKEFELLER UNIVERSITY CLINICAL GENOMICS LABORATOR		2			2
CVS AZ9290POCT PHOENIX		2			2
MIDWAY PRIMARY CARE LLC		2			2
WISE HEALTH SYSTEM		1	1	50%	2
EXCEPTIONAL EMERGENCY CENTER - AMARILLO			2	100%	2
INA		1	1	50%	2
MOBILE COUNTY HEALTH DEPARTMENT		1	1	50%	2
BRENTWOOD AT FORE RANCH			2	100%	2
NATIONAL JEWISH HEALTH			2	100%	2
VILLA HEALTH NH LLC			2	100%	2
MEDEXPRESS URGENT CARE - LINCOLN N 26T		2			2
Elba Nursing and Rehabilitation Center, LLC		2			2
Hartwell Health and Rehabilitation		2			2
MANASOTA PEDIATRICS			2	100%	2
QUEST DIAGNOSTICS CLINICAL LABORATORIES INC		2			2
GUIDANCE / CARE CENTER, INC		2			2
COOPER CLINIC			2	100%	2
MEDEXPRESS URGENT CARE NORWIN		2			2
MINUTECLINIC DIAGNOSTIC OF NORTH CARO		2			2
ELMHURST MEMORIAL HOSPITAL			2	100%	2
MEDEXPRESS URGENT CARE - SPRINGFIELD, COOLEY ST		2			2
FL DEPT OF HEALTH MARION COUNTY MOBILE HEALTH UNIT			2	100%	2
UK HEALTHCARE			2	100%	2
COVANCE			2	100%	2
MID - FLORIDA PATHOLOGY LLC		1	1	50%	2
UC CORAL GABLES			2	100%	2
Holiday Retirement Home			2	100%	2
WINCHESTER MEDICAL CENTER			2	100%	2
PHYSICIANS MEDICAL CENTER		2			2
THE HOSPITAL OF PROVIDENCE EMERGENCY ROOM			2	100%	2
SUNCOAST BLOOD BANK			2	100%	2
SOUTHEASTERN INSTITUTE OF RESTORATIVE MEDICINE		1	1	50%	2
CVS PA5241POCT CHALFONT		2			2
Kings County Hospital Center			2	100%	2
TAMPA INTERNATIONAL AIRPORT			2	100%	2
SERENADES BY SONATA		1	1	50%	2
OURMED		2			2
Robert Cranfield			2	100%	2
MEDEXPRESS URGENT CARE - MARTINSVILLE		2			2

COVID-19: testing by laboratory

Data through Feb 7, 2021 verified as of Feb 8, 2021 at 09:25 AM

Data in this report are provisional and subject to change.

The numbers in the table below represent the number of Florida and non-Florida residents for whom test results were received by the Department of Health. A person can be tested by more than one laboratory and can have both positive and negative results. **Therefore, the sum of the numbers in each column will be larger than the total number of people tested.**

Reporting lab	Inconclusive	Negative	Positive	Percent positive	Total
UMHC HOLLYWOOD LABORATORY			2	100%	2
CVS IL7017POCT BLOOMINGTON		2			2
PREMIER MEDICAL LABORATORY			2	100%	2
Manor Care-Kingston Court of York PA, LLC		2			2
ACCESS CARE MEDICAL GROUP LLC		2			2
Manorcare Health Services West Reading North		2			2
GOLDSTEIN			2	100%	2
Van Wert Manor		2			2
ADVENT HEALTH MEDICAL GROUP FAMILY AND INTERNAL MEDICINE AT AVALON PAR		1	1	50%	2
ALVERNO CLINICAL LABORATORIES			2	100%	2
STATE OF FLORIDA			2	100%	2
MINUTECLINIC DIAGNOSTICS OF IND LLC		1	1	50%	2
CVS MINUTE CLINIC DIAGNOSTIC OF TN #3293		2			2
ADVENT HEALTH CENTRAL TEXAS		1	1	50%	2
NAVAL BRANCH MEDICAL CLINIC			2	100%	2
OSF ST JOSEPH MEDICAL CENTER			2	100%	2
AFFORDABLE PRIMARY CARE LLC		2			2
CLEARWATER PAIN MANAGEMENT ASSOCIATES			2	100%	2
MEASE COUNTRYSIDE HOSPITAL CARDIAC REH			2	100%	2
MEDSTAR HARBOR HOSPITAL			2	100%	2
PALOS COMMUNITY HOSPITAL LABORATORY			2	100%	2
CHARLOTTE COUNTY HEALTH DEPARTMENT			2	100%	2
CHNJ		2			2
MINUTECLINIC DIAG OF IND, LLC #6472		2			2
UNIVERSITY OF MARYLAND MEDICAL CENTER			2	100%	2
UW HOSPITAL AND CLINICS		1	1	50%	2
FIRST PREVENTION AND DIALYSIS CENTER LLC			2	100%	2
PATIENT FIRST MEDICAL CENTER-CARYTOWN			2	100%	2
Great Lakes Health Center			2	100%	2
HAMILTON CHD		2			2
CHESTERFIELD HEALTHCARE GROUP, INC		2			2
BD MEDICAL SYSTEMS			2	100%	2
ADVENTHEALTH IMAGING PARTIN SETTLEMENT			2	100%	2
BAY CORRECTIONAL AND REHABILITATION FACILITY			2	100%	2
MEMORIAL HERMANN			2	100%	2
FOUNDCARE, INC			2	100%	2
MINUTECLINIC, DIAGNOSTIC OF TEXAS, LLC		2			2
CLEAR LAKE REGIONAL MEDICAL CENTER			2	100%	2
BROOKDALE ALTAMONTE SPRINGS			2	100%	2
SCIENTIFIC LABORATORY COMPANY		2			2
CSS- TWELVE OAKS			2	100%	2
MAJESTIC GUARDIANS			2	100%	2
TANVIR H SHAGAR NP		2			2
SIGNATURE CARE LEWISVILLE-EMERGENCY CENTER		1	1	50%	2
HOLY FAMILY MEDICAL CENTER		1	1	50%	2
CONCENTRA - PLANT CITY		2			2

COVID-19: testing by laboratory

Data through Feb 7, 2021 verified as of Feb 8, 2021 at 09:25 AM

Data in this report are provisional and subject to change.

The numbers in the table below represent the number of Florida and non-Florida residents for whom test results were received by the Department of Health. A person can be tested by more than one laboratory and can have both positive and negative results. **Therefore, the sum of the numbers in each column will be larger than the total number of people tested.**

Reporting lab	Inconclusive	Negative	Positive	Percent positive	Total
Huntington Health Care and Rehabilitation Center		2			2
Parkridge Specialty Care		2			2
MEDEXPRESS URGENT CARE - CEDAR KNOLLS		2			2
GRACE HEALTHCARE OF LAKE WALES		1	1	50%	2
BIONIC TECHNOLOGIES CORPORATION			2	100%	2
PALM MEDICAL CENTER - PLANT CITY		2			2
UNIVERSITY OF MIAMI SCCC RESEARCH LABORATORY			2	100%	2
ADVOCATE SHERMAN HOSPITAL			2	100%	2
MIDDLE TENN MENTAL HEALTH INSTITUTE		2			2
UNIVERSITY HOSPITAL OF BROOKLYN		2			2
CVS IN6713POCT BLOOMINGTON		2			2
WEST FLORIDA MEDICAL ASSOCIATES, PA			2	100%	2
APALACHEE CENTER INC		2			2
Church Creek SNF			2	100%	2
DELAWARE DIAGNOSTICS LABS			2	100%	2
HOUSTON HEALTH DEPARTMENT - BUREAU OF LABORATORY SERVICES			2	100%	2
JOHNSON CITY MEDICAL CENTER		1	1	50%	2
ADVANCED MEDICAL CARE			2	100%	2
CVS MINUTE CLINIC DIAGNOSTIC MED GRP		2			2
BFT LAB			2	100%	2
MEMORIAL HOSPITAL OF SOUTH BEND			2	100%	2
SOUTH BEND MEDICAL FOUNDATION			2	100%	2
UT PATH			2	100%	2
INSPIRE HEALTHCARE CENTER			2	100%	2
ORANGE COUNTY HEALTH DEPARTMENT		1	1	50%	2
AGILE URGENT CARE			2	100%	2
NASSAU UNIVERSITY MEDICAL CENTER DEPT		1	1	50%	2
Cedar Valley Nursing & Rehab Center		2			2
SANIBEL MEDICAL CLINIC			2	100%	2
COASTAL MEDICAL LAB			2	100%	2
PTC LABORATORIES			2	100%	2
IMMERSION RESIDENTIAL LLC			2	100%	2
UTMB PATHOLOGY CLINICAL SERVICES LABORATORY			2	100%	2
45TH 1		2			2
OHSU MOLECULAR MICROBIOLOGY LAB		2			2
OELWEIN HEALTH CARE CENTER		2			2
LABCORP OF AMERICA HOLDINGS		1	1	50%	2
ST. MARY'S MEDICAL CENTER EVANSVILLE, INC			2	100%	2
HIGHLANDS COUNTY FIRE RESCUE		2			2
MINUTECLINIC, LLC, DBA MINUTECLINIC #4		2			2
WILSON MEMORIAL HOSPITAL			2	100%	2
MEDICAL CENTER LABORATORY			2	100%	2
MINUTECLINIC DIAGNOSTIC OF PA LLC		2			2
NEW GEN LABS			2	100%	2
CVS MD2956POCT NEW MARKET		1	1	50%	2
MINUTECLINIC 7196		2			2

COVID-19: testing by laboratory

Data through Feb 7, 2021 verified as of Feb 8, 2021 at 09:25 AM

Data in this report are provisional and subject to change.

The numbers in the table below represent the number of Florida and non-Florida residents for whom test results were received by the Department of Health. A person can be tested by more than one laboratory and can have both positive and negative results. **Therefore, the sum of the numbers in each column will be larger than the total number of people tested.**

Reporting lab	Inconclusive	Negative	Positive	Percent positive	Total
MINUTECLINIC, LLC #05891		1	1	50%	2
MAGNOLIA MANOR OF COLUMBUS		2			2
SPRINGS MEDICAL LAB		1	1	50%	2
IN & OUT URGENT CARE METAIRIE			2	100%	2
DEKALB MEDICAL CENTER LABORATORY			2	100%	2
TRINITAS REGIONAL MEDICAL CENTER		1	1	50%	2
JORDAN VALLEY MEDICAL CENTER			2	100%	2
ADVICE FOR OPTIMAL WELLNESS			2	100%	2
THE WINDSOR ORTEGA		2			2
LACORP		1	1	50%	2
MINUTECLINIC DIAGNOSTIC OF OHIO #6139		2			2
TENNESSEE DEPARTMENT OF HEALTH (TDH) - REGIONAL LABORATORY			2	100%	2
BROOKDALE LAKE MARY			2	100%	2
CVS MINUTE CLINIC DIAG OF IND, LLC #6549		2			2
KAILOS GENETICS INC			2	100%	2
UNIVERSITY OF MISSOURI HEALTH CARE			2	100%	2
TEXAS REGIONAL ASTHMA & ALLERGY CENTER			2	100%	2
CATHOLIC HEALTH LABORATORY SERVICES		2			2
LEGACY LABORATORY SERVICES			2	100%	2
PROVIDENCE LABORATORY SERVICES		2			2
BLUEWATER TOXICOLOGY			2	100%	2
Lake Charles Healthcare LLC dba Landmark Lake Charles			2	100%	2
MEDEXPRESS URGENT CARE, HERMITAGE		1	1	50%	2
ORLANDO HEALTH PHYSICIAN GROUP			2	100%	2
ATLAS GENOMICS			2	100%	2
BOSTON PUBLIC HEALTH COMMISSION			2	100%	2
ACM MEDICAL LABORATORY ALLIANCE			2	100%	2
MINUTECLINIC DIAGNOSTIC OF OHIO #6147		1	1	50%	2
FLORIDA DEPARTMENT OF HEALTH (FDOH)			2	100%	2
DRR JMC URGENT CARE DONALD ROSS			2	100%	2
LAB CORP OF AMER SAN DIEGO			2	100%	2
BERGEN COUNTY SURGICAL AND ENDOSCOPY CENTER		2			2
EMERALD TRACE		2			2
Iron County Medical Care Facility		2			2
WEST COAST PEDIATRICS			2	100%	2
POMONA VALLEY COMMUNITY HOSPITAL			2	100%	2
BOND COMMUNITY HEALTH CENTER			2	100%	2
COOK HOSPITAL AND CARE CENTER		1	1	50%	2
VANAYER HEALTHCARE AND REHAB CENTER		2			2
CHI MEMORIAL PRIMARY CARE ASSOCIATES-A		2			2
Good Samaritan Society Waukon		2			2
MID AMERICA CLINICAL LABS			2	100%	2
MERCY HOSPITAL			2	100%	2
CVS MA447POCT NORTHAMPTON		2			2
CVS MO10151POCT SPRINGFIELD		1	1	50%	2
MATHER HOSPITAL			2	100%	2

COVID-19: testing by laboratory

Data through Feb 7, 2021 verified as of Feb 8, 2021 at 09:25 AM

Data in this report are provisional and subject to change.

The numbers in the table below represent the number of Florida and non-Florida residents for whom test results were received by the Department of Health. A person can be tested by more than one laboratory and can have both positive and negative results. **Therefore, the sum of the numbers in each column will be larger than the total number of people tested.**

Reporting lab	Inconclusive	Negative	Positive	Percent positive	Total
PUBLIC HEALTH LABORATORY	1		1	50%	2
SMITH NORTHVIEW HOSPITAL LAB			2	100%	2
Kroger 853 - The Little Clinic East Broad Street		2			2
FLORIDA MEDICAL CLINIC CARDIOLOGY-ZH			2	100%	2
FLORIDA MEDICAL CENTER OF CLEARWATER		2			2
MINUTECLINIC DIAGNOSTIC PA #7110		2			2
ESCANDON DIAGNOSTIC CLINIC			2	100%	2
CVS IN7653POCT EVANSVILLE		1	1	50%	2
LIFETIME FAMILY URGENT CARE			2	100%	2
HARRINGTON PARK HEALTH AND REHAB		2			2
CVS TX1104POCT ALLEN		2			2
BRITO MEDICAL CENTER			2	100%	2
FALCON HEALTH CENTER			2	100%	2
ARCPPOINT LABS OF ALTAMONTE SPRINGS			2	100%	2
MINUTECLINIC DIAGNOSTIC OF KANSAS PA		2			2
SENDER RETREAT ADULT DAY CARE CENTERS			2	100%	2
DOCTOR'S IN-HOUSE LAB/COMMUNITY HEALTH CENTERS OF PINELLAS - JOHNNIE R			2	100%	2
CVS OH5457POCT POWELL		2			2
MINUTECLINIC DIAGNOSTIC OF OHIO #4401		2			2
BAYSHORE MEDICAL CENTER			2	100%	2
CVS CA8850POCT HUNTINGTON BEACH		1	1	50%	2
MONICE DR.			2	100%	2
BRANDYWYNE HEALTH CARE CENTER			2	100%	2
ORLANDO FAMILY PHYSICIANS INC			2	100%	2
ABSOLUTE HEALTH INTERNAL MEDICINE AND PEDIATRICS		1	1	50%	2
EAST NAPLES PEDIATRICS			2	100%	2
CLEVELAND CLINIC IMAGING			2	100%	2
MANSFIELD MEDICAL LODGE			2	100%	2
UF HEALTH PATHOLOGY LABORATORIES			2	100%	2
BAPTIST HEALTHCARE - LAKEVIEW CENTER INC		2			2
Greystone Nursing and Rehab, LLC			2	100%	2
MISSION HOSPITAL REGIONAL MEDICAL CENTER			2	100%	2
CVS CT718POCT ANSONIA		2			2
CVS SC1540POCT MYRTLE BEACH		1	1	50%	2
WINDSOR AT OCALA		1	1	50%	2
NORTHEAST PEDIATRICS			2	100%	2
THOMASVILLE REGIONAL MEDICAL CENTER		2			2
CVS SC2497POCT LEXINGTON		2			2
MILFORD REGIONAL HOSPITAL			2	100%	2
BAPTIST HOSPITAL EMPLOYEE HEALTH OFF			2	100%	2
MEDEXPRESS URGENT CARE - BROOKHAVEN		2			2
CAREWELL JW - WORCESTER LNC			2	100%	2
GIGI WOOD DAVIS DO-FAMILY MEDICINE		2			2
MEMORIAL HOSPITAL OF CARBONDALE			2	100%	2
RAINY LAKE MEDICAL CENTER			2	100%	2
PM PEDIATRICS OF SELDEN, PLLC		2			2

COVID-19: testing by laboratory

Data through Feb 7, 2021 verified as of Feb 8, 2021 at 09:25 AM

Data in this report are provisional and subject to change.

The numbers in the table below represent the number of Florida and non-Florida residents for whom test results were received by the Department of Health. A person can be tested by more than one laboratory and can have both positive and negative results. **Therefore, the sum of the numbers in each column will be larger than the total number of people tested.**

Reporting lab	Inconclusive	Negative	Positive	Percent positive	Total
STARR CITY OF ROMA COMMUNITY CENTER			2	100%	2
Iowa Veterans Home		2			2
STARR COUNTY MEMORIAL HOSPITAL			2	100%	2
EXPRESS CARE OF THE SHOALS		1	1	50%	2
LIFEPLUS HEALTHCARE GROUP INC		2			2
CENTRAL FLORIDA PRIMARY CARE			2	100%	2
NEMOURS CHILDREN'S URGENT CARE LAKE NONA			2	100%	2
MOUNT SINAI AVENTURA DIAGNOSTIC CENTER			2	100%	2
MEDEXPRESS URGENT CARE-BLOOMFIELD AVEN		2			2
ASCENSION ST VINCENT'S RIVERSIDE			2	100%	2
SACRED HEART HOSPITAL ON THE EMERALD			2	100%	2
PASSPORT HEALTH ORLANDO		2			2
REGIONAL MEDICAL CENTER BAYONET POINT			2	100%	2
WARD MEMORIAL HOSPITAL		2			2
ENVOY OF FORK UNION, LLC DBA ENVOY AT THE VILLAGE		2			2
NAVAL MEDICAL CENTER			2	100%	2
DEER'S HEAD CENTER		2			2
CHAPPEL GROUP RESEARCH, THE		2			2
BAPTIST HOSPITAL NURSING/PATIENT CARE			2	100%	2
SAFE PMC		2			2
EAST TENNESSEE CHILDREN'S HOSPITAL		2			2
BIOHEALTH MEDICAL LAB INC			2	100%	2
WHITESANDS OUTPATIENT TREATMENT		2			2
SUMMERFIELD RETIREMENT LIVING, INC			2	100%	2
MEDAILLE COLLEGE WELLNESS CENTER		2			2
SMH PHYSICIAN SERVICES INC		2			2
WALGREENS #05477		2			2
PALM CITY NURSING AND REHAB CENTER			2	100%	2
COMMUNITY HEALTH CENTERS INC			2	100%	2
STOP URGENT CARE			2	100%	2
APC PEDIATRICS			2	100%	2
WELL HEALTH LABS			2	100%	2
Heartland Healthcare Center Boca Raton			2	100%	2
Lakeside Oaks Care Center			2	100%	2
CVS TX5877POCT PEARLAND		2			2
BENEVA LAKES ASSISTED LIVING CENTER			2	100%	2
BAPTIST HOSPITAL OF MIAMI MCI BROWARD LABORATORY			2	100%	2
MINUTECLINIC, LLC #07852		2			2
URGENT CARE AND SURGERY CENTER			2	100%	2
OLEAN GENERAL HOSPITAL		2			2
ALL4KIDZ PEDIATRICS LLC		2			2
MAYO CLINIC GROUP PRACTICE LABORATORY			2	100%	2
MINUTECLINIC OF NEVADA-2955 S FT APACH		2			2
SUNNYSIDE MANOR		2			2
MINUTECLINIC DIAG OF IND LLC #1138		1	1	50%	2
PEACEHEALTH CENTRAL		2			2

COVID-19: testing by laboratory

Data through Feb 7, 2021 verified as of Feb 8, 2021 at 09:25 AM

Data in this report are provisional and subject to change.

The numbers in the table below represent the number of Florida and non-Florida residents for whom test results were received by the Department of Health. A person can be tested by more than one laboratory and can have both positive and negative results. **Therefore, the sum of the numbers in each column will be larger than the total number of people tested.**

Reporting lab	Inconclusive	Negative	Positive	Percent positive	Total
Medilodge of Montrose		2			2
Kennedy University Hospital -Wash Twp L		2			2
WARE EXPRESS CARE			2	100%	2
CHEROKEE COUNTY HEALTH AND REHAB CENTER		2			2
NEIGHBORCARE PHARMACY SERVICES		2			2
ST. ELIZABETH HEALTHCARE			2	100%	2
VAULT HEALTH			2	100%	2
OUR LADY OF THE LAKE REGIONAL MEDICAL CENTER			2	100%	2
AIRPORT CLINIC			2	100%	2
CVS HEALTH, #1994		1	1	50%	2
POMERENE HOSPITAL			2	100%	2
BAYLOR SCOTT & WHITE COMPREHENSIVE WOUND			2	100%	2
MEMORIAL HERMANN CONSOLIDATED LABORATORY SERVICES			2	100%	2
CRUC CMCH-COVID-19		2			2
DEPARTMENT OF HEALTH AND HUMAN SERVICES DIVISION OF BEHAVIORAL HEALTH		1	1	50%	2
Kroger 125 - The Little Clinic Castle Rock		2			2
JOSEPH SCHENKER MD PC		2			2
ACCESS MEDICAL GROUP OF FLORIDA CITY			2	100%	2
CVS MD4371POCT OCEAN CITY		2			2
DOWN HOME MEDICAL			2	100%	2
SIMMONS			2	100%	2
MINUTECLINIC DIAGNOSTIC MEDICAL		2			2
MINUTECLINIC DIAG OF IND, LLC #6553		2			2
JOSEF SCHENKER, MD, PC		2			2
CARTER BLOOD CARE			2	100%	2
BELLIN HOSPITAL			2	100%	2
MADISON HOSPITAL LABORATORY			2	100%	2
CIGNA GATEWAY			2	100%	2
PIEDMONT HOSPITAL LAB			2	100%	2
ADVENTIST HINSDALE HOSPITAL LABORATORY			2	100%	2
Stillwater Healthcare		2			2
SUNCREST OMNI		2			2
HCR MANOR CARE SERVICES OF FLORIDA III INC		2			2
Timber Ridge Health Care Center			2	100%	2
PALMS OF FT MYERS,THE			2	100%	2
SUNSHINE PHARMACY		2			2
CITY OF NEW YORK DEPARTMENT OF HEALTH			2	100%	2
HEALTH FIRST MEDICAL GROUP			2	100%	2
LEXINGTON PLACE			2	100%	2
DALLAS VA MEDICAL CENTER - VA NORTH TEXAS HEALTH CARE SYSTEM			2	100%	2
AMI ST FRANCIS HOSPITAL LABORATORY		1	1	50%	2
RIVERSIDE METHODIST HOSPITAL LAB			2	100%	2
PANCARE HEALTH - FRANKLIN CO			2	100%	2
MC DIAGNOSTIC OF CONNECTICUT, PC #114		2			2
CROSSROADS			2	100%	2
CVS TX10140POCT THE WOODLANDS		2			2

COVID-19: testing by laboratory

Data through Feb 7, 2021 verified as of Feb 8, 2021 at 09:25 AM

Data in this report are provisional and subject to change.

The numbers in the table below represent the number of Florida and non-Florida residents for whom test results were received by the Department of Health. A person can be tested by more than one laboratory and can have both positive and negative results. **Therefore, the sum of the numbers in each column will be larger than the total number of people tested.**

Reporting lab	Inconclusive	Negative	Positive	Percent positive	Total
SUNCOAST TECHNICAL COLLEGE SCHOOL OF HEALTH		2			2
FLORIDA SCHOOL FOR THE DEAF & BLIND			2	100%	2
PALM BAY COMMUNITY OUTPATIENT CLINIC		2			2
REELFOOT FAMILY WALK IN CLINIC - TIPT		2			2
OCALA REGIONAL KIDNEY CENTER-WEST			2	100%	2
MCLAREN REGIONAL MEDICAL CENTER			2	100%	2
SANFORD REGIONAL HOSPITAL WORTHINGTON		2			2
CVS M05655POCT LIBERTY			2	100%	2
PM PEDIATRICS OF BAYSIDE PLLC - HOPEWELL JUNCTION		2			2
BROOKS -TLC HOSPITAL SYSTEM			2	100%	2
HEARTLAND HOME HEALTH CARE		2			2
UNIVERSITY HOSPITALS OF CLEVELAND			2	100%	2
MURFREESBORO MEDICAL CLINIC		2			2
MINUTECLINIC MINUTECLINIC #921		2			2
MARTIN MEDICAL CENTER INC		1	1	50%	2
ASSOCIATES IN UROGYNECOLOGY MD LLC		2			2
CVS M08581POCT BLUE SPRINGS		1	1	50%	2
MINUTECLINIC, LLC #1452		2			2
EXPEDIAN URGENT CARE			2	100%	2
FLORIDA COMMUNITY HEALTH CENTERS, INC.			2	100%	2
GRAND VILLA OF MELBOURNE			2	100%	2
BOSTON MEDICAL CENTER			2	100%	2
CLINICAL PATHOLOGY LABORATORIES			2	100%	2
REGIONS HOSPITAL LABORATORY			2	100%	2
GULF COAST MEDICAL CENTER RESPIRATORY CARE			2	100%	2
HAWAII DEPARTMENT OF HEALTH			2	100%	2
INTERNAL MEDICINE ASSOCIATES-DUNELLON			2	100%	2
JUPITER INTERNAL MEDICINE AND ASSOCIATES			2	100%	2
Kroger 619 - The Little Clinic Hendersonville Indian Lake		2			2
LAKEVIEW HEALTHCARE SYSTEM LLC			2	100%	2
OAKBRIDGE TERRACE AT SAE			2	100%	2
GENESIS FAMILY PRACTICE			2	100%	2
EMORY UNIVERSITY HOSPITAL			2	100%	2
CLINICAL ASSOCIATES OF ORLANDO LLC		2			2
ADVENTHEALTH MEDICAL GROUP INTERNAL MEDICINE AT			2	100%	2
Kroger 186 - The Little Clinic Holiday Manor		1	1	50%	2
CVS IL8751POCT CHICAGO		2			2
VELOCITY URGENT CARE			2	100%	2
NEW BRIDGE MEDICAL CENTER		2			2
MEDEXPRESS URGENT CARE FOX CHAPEL		2			2
MINUTECLINIC, LLC (CLINIC 10928)		2			2
VA OUTPATIENT PHARMACY			2	100%	2
FLAGLER PROFESSIONAL HEALTH CAE SERVICES INC		2			2
EASTSIDE SPORTS COMPLEX			2	100%	2
DEPT OF HEALTH			2	100%	2
FKC AMELIA ISLAND DIALYSIS			2	100%	2

COVID-19: testing by laboratory

Data through Feb 7, 2021 verified as of Feb 8, 2021 at 09:25 AM

Data in this report are provisional and subject to change.

The numbers in the table below represent the number of Florida and non-Florida residents for whom test results were received by the Department of Health. A person can be tested by more than one laboratory and can have both positive and negative results. **Therefore, the sum of the numbers in each column will be larger than the total number of people tested.**

Reporting lab	Inconclusive	Negative	Positive	Percent positive	Total
SIGNATURE HEALTHCARE OF MIDDLEBURG		2			2
PHYSICIANS CARE INC		1	1	50%	2
SOUTHEAST GEORGIA HEALTH SYSTEM			2	100%	2
DOCTOR 4 U CLINIC			2	100%	2
MORRISTOWN MEMORIAL HOSPITAL		2			2
MINUTECLINIC DIAG OF IND, LLC #8645		2			2
CVS PA258POCT MCKEES ROCKS		2			2
ASPIRUS RIVERVIEW HOSPITAL & CLINICS INC		1	1	50%	2
RCA LABORATORY SERVICES LLC			2	100%	2
STUDENT HEALTH SERVICES			2	100%	2
Kroger 426 - The Little Clinic Suwanee		2			2
RIVERVIEW MEDICAL CLINIC		2			2
CVS PA7132POCT THORNDALE		2			2
MAWD PATHOLOGY GROUP			2	100%	2
FLORIDA DEPARTMENT OF HEALTH IN LEE COUNTY		1	1	50%	2
TEXAS HEALTH CARE			2	100%	2
SUPERIOR RESIDENCES OF CLERMONT		2			2
JACKSON LABORATORY OF GENOMIC MEDICINE		2			2
SOUTHERN SURGICAL ARTS		2			2
MEDEXPRESS URGENT CARE - SPRINGDALE, S 40TH STREET		2			2
UWMC MONTLAKE DEPT OF LAB MED			2	100%	2
Good Samaritan Society-Blackduck		1	1	50%	2
PINARD HOME HEALTH SERVICES INC			2	100%	2
SYNEOS HEALTH			2	100%	2
MID-FLORIDA PATHOLOGY LLC - MOBILE UNIT # 3			2	100%	2
USCG ABBOTT BINAXNOW		1	1	50%	2
MEDICAL CITY DALLAS HOSPITAL			2	100%	2
COMPLETE HEALTH MEDICAL CENTER			2	100%	2
CVS IN6572POCT INDIANAPOLIS		2			2
Kroger 020 - The Little Clinic Wheat Ridge		2			2
MINUTE CLINIC DIAGNOSTIC OF VIRGINIA, LLC #1905		2			2
ASCENSION ST MICHAEL'S HOSPITAL LAB		1	1	50%	2
BAYMEADOWS PRIMARY CARE		2			2
MINUTECLINIC DIAGNOSTIC PA #3344		2			2
INTEGRATED REGIONAL LABS			2	100%	2
TRUE HEALTH INC			2	100%	2
KIDSWOOD PEDIATRICS CORP			2	100%	2
ILLINOIS DEPT OF PUBLIC HEALTH LABS			2	100%	2
KEY WEST HMA PHYSICIAN MANAGEMENT, LLC			2	100%	2
TENNESSEE VALLEY HCS			2	100%	2
CITRUS PARK			2	100%	2
CVS MO4850POCT SPRINGFIELD		2			2
CARESPOT URGENT CARE		1	1	50%	2
AZALEA HEALTH AND REHABILITATION		2			2
Kroger 412 - The Little Clinic Oxford		2			2
MEDEXPRESS URGENT CARE - LEDGEWOOD		2			2

COVID-19: testing by laboratory

Data through Feb 7, 2021 verified as of Feb 8, 2021 at 09:25 AM

Data in this report are provisional and subject to change.

The numbers in the table below represent the number of Florida and non-Florida residents for whom test results were received by the Department of Health. A person can be tested by more than one laboratory and can have both positive and negative results. **Therefore, the sum of the numbers in each column will be larger than the total number of people tested.**

Reporting lab	Inconclusive	Negative	Positive	Percent positive	Total
TALLAHASSEE MEMORIAL HEALTHCARE FAMILY MED RESIDENCY			2	100%	2
VALLEY MEDICAL LABORATORY			2	100%	2
LEE MEMORIAL HOSPITAL BLOOD GAS LAB			2	100%	2
SOUTHERN TENNESSEE MEDICAL CENTER			2	100%	2
WISCONSIN STATE LABORATORY OF HYGIENE		1	1	50%	2
John Knox Manor Inc II		1	1	50%	2
CVS MD1881POCT DUNKIRK		2			2
GOLISANO PEDIATRICS PORT CHARLOTTE HARBOR		2			2
HALIFAX HEALTH CARE FOR WOMEN		2			2
BAYSTATE MEDICAL CENTER		1	1	50%	2
CENTRAL FLORIDA FAMILY HEALTH CENTER		2			2
PM PEDIATRICS OF BAYSIDE, PLLC - MANHASSET		2			2
DASCENA LAB			2	100%	2
CVS GA5637POCT VILLA RICA		2			2
CVS PA7611POCT ALLISON PARK		2			2
MEDEXPRESS URGENT CARE-SALINA, S 9TH ST		2			2
Delaware Court Healthcare Center		2			2
MINUTE CLINIC DIAGNOSTIC OF KANSAS PA		2			2
MEDEXPRESS URGENT CARE - BRIDGEVILLE		2			2
BMC/JACSONVILLE		1	1	50%	2
INTERCOASTAL FAMILY PRATICE			2	100%	2
DALLAS BAPTIST UNIVERSITY - HEALTH SERVICES			2	100%	2
TWELVE OAKS RECOVERY CENTER			2	100%	2
CORNERSTONE MEDICAL CARE OF BRANDON		2			2
SHORE MEDICAL CENTER		2			2
POINT OF CARE PRIVATE HEALTH MANAGEMENT			2	100%	2
VOLUNTEERS OF AMERICA OF FLORIDA			2	100%	2
ST LUCIE COUNTY HEALTH DEPARTMENT		1	1	50%	2
EASTLAKE MEDICAL CENTER		2			2
COL CROSSROAD		1	1	50%	2
UT AUSTIN UNIVERSITY HEALTH SERVICES			2	100%	2
CVS OH6185POCT PICKERINGTON		2			2
SOUTH MIAMI HOSPITAL			2	100%	2
CVS NH6596POCT HAMPTON		2			2
MINUTE CLINIC LLC #6765		2			2
CVS NV2928POCT LAS VEGAS		2			2
GRAND VILLA OF SARASOTA		1	1	50%	2
THE CLUB AT BOYNTON BEACH, LLC			2	100%	2
MAGNOLIA ADULT, LLC			2	100%	2
MEDEXPRESS URGENT CARE- ALLISON PARK		1	1	50%	2
DOCTORS CARE OF PALM COAST			2	100%	2
ASHLEY PEDIATRICS			2	100%	2
BAYFRONT FAMILY HEALTH CENTER			2	100%	2
BOONES CREEK URGENT CARE		1	1	50%	2
MEDEXPRESS URGENT CARE - JEANNETTE		2			2
PEDIATRICS IN NORTH FLORIDA PA			2	100%	2

COVID-19: testing by laboratory

Data through Feb 7, 2021 verified as of Feb 8, 2021 at 09:25 AM

Data in this report are provisional and subject to change.

The numbers in the table below represent the number of Florida and non-Florida residents for whom test results were received by the Department of Health. A person can be tested by more than one laboratory and can have both positive and negative results. **Therefore, the sum of the numbers in each column will be larger than the total number of people tested.**

Reporting lab	Inconclusive	Negative	Positive	Percent positive	Total
JOHNNIE RUTH CLARKE LAB			2	100%	2
SOUTH FLORIDA PEDIATRIC PARTNERS			2	100%	2
MINUTECLINIC MINUTECLINIC #4978		1	1	50%	2
MINUTECLINIC DIAG OF IND, LLC #6908		2			2
LEGACY ER & URGENT CARE - FRISCO WEST			2	100%	2
INFINITI LABS INC			2	100%	2
MANATEE MEMORIAL HOSPITAL CLINICAL LABORATORY			2	100%	2
CLINICA HISPANIA			2	100%	2
BAYLOR COLLEGE OF MEDICINE			2	100%	2
ARLINGTON DIALYSIS CENTER LLC		2			2
LEVY COUNTY SHERRIF'S DEPT			2	100%	2
SCDHEC BUREAU OF LABORATORIES			2	100%	2
STARMED FAMILY & URGENT CARE			2	100%	2
MIDDLEBURG PEDIATRICS			2	100%	2
LAKE BALDWIN			2	100%	2
VALLEY BAPTIST MEDICAL CENTER: BROWNSVILLE			2	100%	2
CVS TN7698POCT KNOXVILLE		2			2
PENSACOLA MEDICAL CLINIC LLC			2	100%	2
WINKLER COURT □		1	1	50%	2
BIOMAT USA			2	100%	2
RAPID RESULT CORP LLC		1	1	50%	2
SPRINGFIELD HOSPITAL LABORATORY			2	100%	2
SWEETWATER NURSING CENTER		2			2
FIRST CHOICE MEDICAL PC			2	100%	2
MEDEXPRESS URGENT CARE - WEST ST PAUL, ROBERT ST S		2			2
HENDRY/GLADES COUNTY HEALTH DEPARTMENT		2			2
IN AND OUT URGENT CARE			2	100%	2
WALGREENS #13605		2			2
The Grand Rehabilitation & Nursing Utica		2			2
MINUTECLINIC #1773		2			2
BLUETAIL MEDICAL GROUP, LLC		1	1	50%	2
INSPIRIT SENIOR LIVING			2	100%	2
FAMILY CARE SPECIALISTS OF ORLANDO			2	100%	2
FLORIDA PRIMARY CARE AND SPORTS MEDICINE INC			2	100%	2
Luther Acres Manor		2			2
GINKGO-IXLAYER		2			2
VA CBOC			2	100%	2
Walgreens #10207		2			2
MALABAR FAMILY PRACTICE		1	1	50%	2
SANTA ROSA COUNTY HEALTH DEPARTMENT			2	100%	2
WALKONCLINIC			2	100%	2
441 URGENT CARE-MULBERRY			2	100%	2
PALMETTO FAMILY HEALTH CENTER			2	100%	2
SHELL POINT HOME HEALTH			2	100%	2
U OF MIAMI MILLER SCHOOL OF MEDICINE			2	100%	2
DOCTORS MEDICAL CTR OF WALTON COUNTY			2	100%	2

COVID-19: testing by laboratory

Data through Feb 7, 2021 verified as of Feb 8, 2021 at 09:25 AM

Data in this report are provisional and subject to change.

The numbers in the table below represent the number of Florida and non-Florida residents for whom test results were received by the Department of Health. A person can be tested by more than one laboratory and can have both positive and negative results. **Therefore, the sum of the numbers in each column will be larger than the total number of people tested.**

Reporting lab	Inconclusive	Negative	Positive	Percent positive	Total
FASTCARE LLC			2	100%	2
GREEN POINT RX INC DBA ALTRU CHEMISTS		2			2
MEMORIAL SLOAN KETTERING CANCER CENTER		1	1	50%	2
FUTURE PEDIATRICS		1	1	50%	2
MEDEXPRESS URGENT CARE, LANCASTER WEST		1	1	50%	2
DELRAY BEACH HEALTH CENTER			2	100%	2
AUSTIN REGIONAL CLINIC MICROBIOLOGY LAB			2	100%	2
CVS IL3163POCT OAK PARK		2			2
UNITED MEMORIAL MEDICAL CENTER			2	100%	2
ST. JOSEPH REGIONAL MEDICAL CENTER			2	100%	2
CVS NY549POCT RIDGEWOOD		1	1	50%	2
MOBILE HEALTH LABS LLC			2	100%	2
INTEGRITY CLINICAL RESEARCH CENTER INC		1	1	50%	2
NORTH MCALLEN PEDIATRIC CENTER			2	100%	2
FRESENIUS KIDNEY CARE			2	100%	2
RIGHT AT HOME			2	100%	2
STEWART ST ELIZABETH MEDICAL CENTER			2	100%	2
WE CARE HOME HEALTH SOLUTIONS LLC			2	100%	2
FHCP ASC - ORANGE CITY			2	100%	2
Walgreens #12427		1	1	50%	2
APPLECARE VALDOSTA			2	100%	2
URGENT TEAM - NASHVILLE		2			2
MIDLAND MEMORIAL HOSPITAL			2	100%	2
Georgiana Health and Rehabilitation, LLC		2			2
Kroger 571 - The Little Clinic Hendersonville		1	1	50%	2
MEDEXPRESS - WILMINGTON KIRKWOOD HIGHWAY		2			2
MEDEXPRESS URGENT CARE - WEXFORD		2			2
KIVA AT MOUNT DORA			2	100%	2
SOUTH LAKE FAMILY HEALTH CENTER			2	100%	2
ADVANCED MEDICAL OF FLORIDA			2	100%	2
MAIN STREET MEDICAL CENTERS		2			2
CVS NJ862POCT MARLBORO		2			2
Kroger 448 - The Little Clinic Mason		2			2
EXPRESS CARE WALK-IN CLINIC			2	100%	2
NLC LABS			2	100%	2
AMERICAN MEDICAL LABORATORIES			2	100%	2
Providence of Sparta Health and Rehabilitation		2			2
CALIFORNIA DIVISION OF COMMUNICABLE DISEASE CONTROL			2	100%	2
FAMILY TREE PRIMARY CARE		2			2
FEDERAL CORRECTIONAL INSTITUTION MARIANNA			2	100%	2
Bedford Care Center of Hattiesburg		2			2
GEISINGER MEDICAL CENTER		2			2
SOUTHERN BREEZE HEALTHCARE		1	1	50%	2
MARQUESA MEDICAL		2			2
PruittHealth Lakehaven		2			2
CEDARS-SINAI MEDICAL CENTER			2	100%	2

COVID-19: testing by laboratory

Data through Feb 7, 2021 verified as of Feb 8, 2021 at 09:25 AM

Data in this report are provisional and subject to change.

The numbers in the table below represent the number of Florida and non-Florida residents for whom test results were received by the Department of Health. A person can be tested by more than one laboratory and can have both positive and negative results. **Therefore, the sum of the numbers in each column will be larger than the total number of people tested.**

Reporting lab	Inconclusive	Negative	Positive	Percent positive	Total
SPRINGHILL SENIOR RESIDENCE		2			2
CVS M05724POCT KANSAS CITY		2			2
PLASMA MED RESEARCH DBA		2			2
STATCARE URGENT AND WALK-IN			2	100%	2
Chatham Nursing and Rehab Center		2			2
PHOEBE BERKS HEALTH CARE CENTER		2			2
CVS PA2582POCT SPRINGFIELD		2			2
PANCARE HEALTH - SNEADS ELEMENTARY			2	100%	2
FLORIDA DEPARTMENT OF HEALTH IN ESCAMBIA COUNTY		1	1	50%	2
HARBORCHASE OF GAINESVILLE			2	100%	2
ACKERMAN CANCER CENTER		2			2
MARCO ISLAND HOSPITAL INC D/B/A		1	1	50%	2
METROHEALTH SYSTEM			2	100%	2
DMC UNIVERSITY LABORATORIES		1	1	50%	2
NEW YORK PSYCHIATRIC INSTITUTE		2			2
SUMMIT URGENT CARE PS			2	100%	2
NONA PEDIATRIC CENTER			2	100%	2
WEAKLEY COUNTY REHAB AND NURSING CENTER		2			2
NEMOURS CHILDRENS PRIMARY CARE			2	100%	2
PALM BEACH DIABETES & ENDOCRINE SPECIALISTS PA			2	100%	2
ROPER HOSPITAL			2	100%	2
MEDEXPRESS URGENT CARE - EAST BRUNSWICK		2			2
SPECTRA LABS		1	1	50%	2
NATIONWIDE LABORATORY SERVICES		1	1	50%	2
CVS NC2313POCT RALEIGH		2			2
LIFESPRING COMMUNITY HEALTH		2			2
SOUTHSIDE FAMILY MEDICAL		2			2
LILY PHARMACY		2			2
ALASKA PUBLIC HEALTH LAB		1	1	50%	2
UF KANAPAH LAB BEAKER		2			2
MINUTECLINIC DIAGNOSTIC OF OHIO #2964		2			2
FLORIDA PRIMARY CARE CENTER PA		2			2
FLORIDA MEDICAL CLINIC RADIOLOGY DALE MABRY		2			2
PRECISION DIAGNOSTIC INC		2			2
VA PRIMARY CARE ANNEX			2	100%	2
CROSSROADS URGENT CARE DBA URGENT TEA		2			2
TMH EC NORTHEAST LABORATORY			2	100%	2
CVS NJ2815POCT E BRUNSWICK		2			2
WASHINGTON STATE DEPARTMENT OF HEALTH PUBLIC HEALTH LABORATORIES			2	100%	2
ORLANDO LUTHERAN TOWERS		1	1	50%	2
WOMENS CARE FLORIDA LLC-LABORATORY		2			2
HOME ACCESS HEALTH			2	100%	2
WHOLE CHILD PEDIATRICS			2	100%	2
NORTON IMMEDIATE CARE CENTER - PRESTON			2	100%	2
SOUTHEAST GEORGIA HEALTH SYSTEM, INC D		2			2
UNIVERSITY HEALTH SERVICES RIVER CAMPUS		2			2

COVID-19: testing by laboratory

Data through Feb 7, 2021 verified as of Feb 8, 2021 at 09:25 AM

Data in this report are provisional and subject to change.

The numbers in the table below represent the number of Florida and non-Florida residents for whom test results were received by the Department of Health. A person can be tested by more than one laboratory and can have both positive and negative results. **Therefore, the sum of the numbers in each column will be larger than the total number of people tested.**

Reporting lab	Inconclusive	Negative	Positive	Percent positive	Total
KINGS BAY PEDIATRICS LLC			2	100%	2
CVS MINUTE CLINIC DIAGNOSTIC OF KANSAS, PA		2			2
ADVANTA ANALYTICAL LABORATORIES			2	100%	2
MEMORIAL HERMANN HOSPITAL			2	100%	2
ARTHREX MEDICAL CENTER EAST			2	100%	2
ACN PHYSICIANS GROUP CORP			2	100%	2
ST LUKES HOSPITAL			2	100%	2
Warren Center for Rehabilitation and Nursing		2			2
ARC POINT LABS OF AUSTIN NORTH			2	100%	2
POPLAR HEALTHCARE			2	100%	2
THE FOUNTAIN AT BOCA CIEGA BAY		2			2
SUNBRIDGE CARE & REHAB FOR DECATUR		2			2
EDGEWATER RETIREMENT MANOR			2	100%	2
Kroger 096 - The Little Clinic Orchard and Holly		2			2
UNIVERSTIY OF ILLINOIS HOSPITAL			2	100%	2
CARENOW LENEXA			2	100%	2
ADVENTHEALTH EAST ORLANDO EMPLOYEE CLINIC		2			2
INTERMOUNTAIN MEDICAL CENTER			2	100%	2
VITAL CARE CLINIC, LLC			2	100%	2
ROCKWALL URGENT CARE			2	100%	2
MINUTECLINIC DIAGNOSTIC OF OHIO #6192		2			2
TRICORE REFERENCE LABORATORY		1	1	50%	2
MEDLOGIC, LLC		2			2
BRIGHAM AND WOMEN'S HOSPITAL			2	100%	2
HEALTH EXPRESS URGENT CARE			2	100%	2
Kroger 093 - The Little Clinic Stapleton		1	1	50%	2
STUART SURGERY CENTER, LLC			2	100%	2
SARASOTA IMMEDIATE CARE			2	100%	2
MINUTECLINIC DIAG OF IND, LLC #5369		1	1	50%	2
CARE NOW, INC			2	100%	2
NYUMC CLINICAL LABORATORIES			2	100%	2
GERM BUSTERS 911 LLC			2	100%	2
MEDEXPRESS URGENT CARE - SOUTH CHARLESTON		2			2
Kroger 686 - The Little Clinic Farragut		2			2
NIAGARA APOTHECARY INC		2			2
NEW YORK STATE DEPARTMENT OF HEALTH		1	1	50%	2
Kroger 739 - The Little Clinic La Grange Road		2			2
HOPE HEALTH CARE, LLC		2			2
SPRING HILL REGIONAL HOSPITAL			2	100%	2
NORTH DAKOTA VETERANS HOME		2			2
CARE CENTERS OF NASSAU LLC MINER ROAD NORTH		2			2
LEHIGH MEDICAL AND RESEARCH CENTER, INC			2	100%	2
INTERNAL MEDICINE & PEDIATRICS WELLNESS CENTER			2	100%	2
PRECISION CLINICAL RESEARCH			2	100%	2
UF HEALTH PATHOLOGY LABORATORIES			2	100%	2
Workmens Circle Multicare Center		2			2

COVID-19: testing by laboratory

Data through Feb 7, 2021 verified as of Feb 8, 2021 at 09:25 AM

Data in this report are provisional and subject to change.

The numbers in the table below represent the number of Florida and non-Florida residents for whom test results were received by the Department of Health. A person can be tested by more than one laboratory and can have both positive and negative results. **Therefore, the sum of the numbers in each column will be larger than the total number of people tested.**

Reporting lab	Inconclusive	Negative	Positive	Percent positive	Total
MINUTECLINIC #2797		2			2
TMH PHYSICIAN PARTNERS MONTICELLO		1	1	50%	2
SPECTRUM HEALTH			2	100%	2
JOHN D. ARCHBOLD MEM. HOSPITAL			2	100%	2
Kroger 768 - The Little Clinic Leestown Rd		2			2
NORTHWELL HEALTH			2	100%	2
NEMOURS CHILDREN'S URGEN CARE			2	100%	2
HEALGEN SCIENTIFIC			2	100%	2
TGH Brandon Healthplex Laboratory			2	100%	2
CROSTOWN PHARMACY		2			2
CVS NC7213POCT MATTHEWS		2			2
WEST VIRGINIA LABORATORIES			1	100%	1
Oakview Manor Health and Rehab		1			1
Heritage Health of Peru			1	100%	1
OMAHA VA MEDICAL CENTER			1	100%	1
CVS PA4077POCT BELLE VERNON		1			1
ELEMENTS PHARMACY			1	100%	1
WOMENS CARE FLORIDA LLC			1	100%	1
PEDRO MENENDEZ HEALTH CENTER AT ST JOHNS			1	100%	1
MINUTECLINIC DIAGNOSTIC MED GRP OF ORA			1	100%	1
CVS IN8669POCT INDIANAPOLIS		1			1
MEDEXPRESS URGENT CARE - BENTON		1			1
DIGESTIVE DISEASE CARE PC		1			1
IDAHO HEALTH DEPARTMENT			1	100%	1
Eddy Memorial Geriatric Center		1			1
DESERT HOSPITAL/CPHU CLINICAL LABORATORY			1	100%	1
Kroger 97 - The Little Clinic Hutchinson		1			1
CARDIAC AND VASCULAR CONSULTANTS MD PA		1			1
CENTRAL ALABAMA HEALTH CARE SYSTEM			1	100%	1
CVS TX7675POCT RED OAK			1	100%	1
PROVIDENCE ST. PATRICK HOSPITAL			1	100%	1
CORPORATION OF AMERICA		1			1
ST. MARY MEDICAL CENTER		1			1
COLONIAL MEDICAL CENTER-EAST ORLANDO			1	100%	1
FAMILY MEDICAL CENTER		1			1
MIDWEST COVENANT HOME, INC		1			1
CVS NV5286POCT HENDERSON		1			1
BAYLOR SCOTT AND WHITE MEDICAL CENTER -CENTENTENNIAL			1	100%	1
Kroger 539 - The Little Clinic Memorial Blvd.		1			1
EDWARD HOSPITAL			1	100%	1
NORTH FLORIDA FAMILY MEDICINE			1	100%	1
LEHIGH PULMONARY ASSOCIATES			1	100%	1
Kroger 441 - The Little Clinic Middletown		1			1
WEST DADE PEDIATRICS			1	100%	1
Fairview			1	100%	1
SUREPOINT URGENT CARE PADRE ISLAND			1	100%	1

COVID-19: testing by laboratory

Data through Feb 7, 2021 verified as of Feb 8, 2021 at 09:25 AM

Data in this report are provisional and subject to change.

The numbers in the table below represent the number of Florida and non-Florida residents for whom test results were received by the Department of Health. A person can be tested by more than one laboratory and can have both positive and negative results. **Therefore, the sum of the numbers in each column will be larger than the total number of people tested.**

Reporting lab	Inconclusive	Negative	Positive	Percent positive	Total
Masonic Medical Research Institute			1	100%	1
LP ELIZABETHTON		1			1
Shoreline Care Center			1	100%	1
Kroger 465 - The Little Clinic Oakley		1			1
LIFEGUARD AMBULANCE SERVICE LLC - BAY COUNTY			1	100%	1
Kroger 752 - The Little Clinic Central Station		1			1
EAST RIDGE RETIREMENT VILLAGE INC		1			1
SMITH KLINE			1	100%	1
HANCOCK REGIONAL HOSPITAL		1			1
CFHC - FROSTPROOF			1	100%	1
MEDICAL ARTS LABORATORY			1	100%	1
ManorCare Health Services Camp Hill		1			1
OCCUPATIONAL HEALTH CENTER		1			1
ANDREWS			1	100%	1
NORTH OKALOOSA PHYSICIAN GRP - WALK IN CLINIC			1	100%	1
MARTIN HEALTH PHYSICIAN GROUP			1	100%	1
HUNTSVILLE HOSPITAL			1	100%	1
FLORIDA EPIDEMIOLOGY PROGRAM			1	100%	1
CLINTON DRUG STORE		1			1
FLEET LANDING			1	100%	1
BHA TITUSVILLE CLINIC			1	100%	1
CHILDREN'S MEDICAL CENTER-EAST ORLANDO			1	100%	1
BOCA CIEGA CENTER			1	100%	1
CVS PA371POCT PHILADELPHIA		1			1
HEALTH FIRST MEDICAL GROUP LLC			1	100%	1
CENTRAL JERSEY URGENT CARE OF GREEN BR		1			1
GOOD SAMARITAN SOCIETY - DE SMET		1			1
ALLIANCE LABORATORY SERVICES			1	100%	1
EXPRESS WALK IN MEDICAL CENTER			1	100%	1
TALLAHASSEE PRIMARY CARE ASSOCIATES PA			1	100%	1
EMERGENCY CARE SERVICES LAB AT JFK MEDICAL CENTER			1	100%	1
BLANCHARD VALLEY HOSPITAL LABORATORY			1	100%	1
SYCAMORE MEDICAL CENTER-KETTERING HEALTH NETWORK			1	100%	1
SEASONS HOSPICE AND PALLIATIVE CARE OF			1	100%	1
MEDICAL CENTER OF CENTRAL GEORGIA			1	100%	1
DEERFIELD BEACH REHABILITATION AND NURSING			1	100%	1
ANSWERS RESOURCE FACILITY		1			1
HARMONY HEALTHCARE ORLANDO INC		1			1
CIMA MEDICAL CENTER			1	100%	1
ST VINCENTS AMBULATORY CARE INC			1	100%	1
PORTSMOUTH REG. HOSPITAL			1	100%	1
MED-LAKE LABORATORY, LLC			1	100%	1
SOUTHEAST MISSOURI HOSPITAL		1			1
Kingston Care Center of Fort Wayne		1			1
Rio Grande City Nursing and Rehab Center			1	100%	1
BSA PHYSICIANS GROUP, INC D/B/A BSA FAMILY MEDICAL			1	100%	1

COVID-19: testing by laboratory

Data through Feb 7, 2021 verified as of Feb 8, 2021 at 09:25 AM

Data in this report are provisional and subject to change.

The numbers in the table below represent the number of Florida and non-Florida residents for whom test results were received by the Department of Health. A person can be tested by more than one laboratory and can have both positive and negative results. **Therefore, the sum of the numbers in each column will be larger than the total number of people tested.**

Reporting lab	Inconclusive	Negative	Positive	Percent positive	Total
VILLAGES HEALTH SYSTEM, LLC, THE			1	100%	1
INNOVATIVE HEALTH DIAGNOSTIC OF CALIFORNIA			1	100%	1
ADVENTHEALTH PHYSICIAN GROUP - APPLEWOOD			1	100%	1
MEDEXPRESS URGENT CARE - ROSS TOWNSHIP		1			1
TRIHEALTH			1	100%	1
PATHLAB SERVICES			1	100%	1
The Evangelical Lutheran Good Samaritan Society Prescott Village		1			1
PUBLIC HEALTH LABORATORIES			1	100%	1
ST JOHNS PEDIATRICS PA		1			1
HALIFAX FAMILY HEALTH CENTER			1	100%	1
FLORIDA MEDICAL CLINIC, LLC			1	100%	1
Kroger 970 - The Little Clinic Westfield			1	100%	1
LAKEVIEW HEALTH CARE SYSTEM LLC			1	100%	1
INTEGRATED GENETICS SEQUENOM		1			1
CONCENTRA - TAMPA EAST		1			1
URGENTMED PLANTATION			1	100%	1
HIDALGO FAMILY CLINIC			1	100%	1
ASCARATE DIALYSIS			1	100%	1
CVS NC3853POCT BURLINGTON		1			1
Trucare Living Centers - Columbus		1			1
COVENANT HEALTH		1			1
GADSDEN COUNTY HEALTH DEPARTMENT			1	100%	1
Henry County Health and Rehabilitation		1			1
JUPITER PEDIATRIC ASSOCIATES, PA			1	100%	1
UHEALTH CORAL SPRINGS			1	100%	1
PASTEUR MEDICAL CENTER LLC		1			1
BAPTIST HOSPITAL EAST			1	100%	1
PLANT CITY FAMILY CARE		1			1
MALUHIA		1			1
OCEANVIEW NURSING AND REHABILITAION CENTER			1	100%	1
Kroger 353 - The Little Clinic Harpers Point		1			1
BORINQUEN HEALTH CENTER			1	100%	1
BAYFRONT CARDIOVASCULAR ASSOCIATES			1	100%	1
DISCOVERY AT HOME, LLC			1	100%	1
CITRONELLE HEALTH AND REHABILITATION CENTER		1			1
ORANGE PEDIATRICS PA			1	100%	1
Valley View Health and Rehabilitation, LLC		1			1
TUNIS STREET GROUP HOME		1			1
HEALTH PARTNERS REGIONAL HOSPITAL			1	100%	1
RIVERTON CBOC			1	100%	1
OAKWOOD HOSPITAL - SOUTHSHORE			1	100%	1
ORMC-ARDEN/EOI			1	100%	1
BIOLOGICAL AND CHEMICAL EMERGENCIES LABORATORY			1	100%	1
FALKVILLE HEALTHCARE		1			1
ACCESS HEALTH CARE PHYSICIANS, LLC		1			1
CARDIOLOGY AND FITNESS MEDICINE		1			1

COVID-19: testing by laboratory

Data through Feb 7, 2021 verified as of Feb 8, 2021 at 09:25 AM

Data in this report are provisional and subject to change.

The numbers in the table below represent the number of Florida and non-Florida residents for whom test results were received by the Department of Health. A person can be tested by more than one laboratory and can have both positive and negative results. **Therefore, the sum of the numbers in each column will be larger than the total number of people tested.**

Reporting lab	Inconclusive	Negative	Positive	Percent positive	Total
C V S / PHARMACY #4396		1			1
PSL JAX BEACH OPERATIONS LLC			1	100%	1
Schenectady Center for Rehabilitation & Nursing		1			1
Kroger 519 - The Little Clinic Staples Mill Road		1			1
Portsmouth Health and Rehab			1	100%	1
Oak Hill Health & Rehabilitation Center			1	100%	1
YOUR KIDS URGENT CARE			1	100%	1
CVS IN5696POCT FORT WAYNE		1			1
Fairhaven Retirement Community		1			1
PATIENT FIRST-GENERAL BOOTH			1	100%	1
MEDICAL ASSOCIATES OF THE SHOALS		1			1
CVS IL2297652CV CHICAGO		1			1
MINUTECLINIC DIAGNOSTIC OF VIRGINIA, LLC #1416		1			1
GOOD PEDIATRICS			1	100%	1
TAMPA GENERAL MEDICAL GROUP LABORATORY HEALTHPARK			1	100%	1
BATESVILLE - SHERWOOD URGENT CARE			1	100%	1
HEART HOSPITAL OF LAFAYETTE: EMERGENCY ROOM			1	100%	1
Woodstock Nursing and Rehabilitation Center		1			1
LEGACY AT HIGHWOODS PRESERVE		1			1
Maple Lane Nursing Home		1			1
CLINICAL MICROBIOLOGY LAB FAIRVIEW UNIVERSITY HOSPITAL			1	100%	1
TALLAHASSEE DIALYSIS		1			1
Regency Square			1	100%	1
ORDRS, INC.			1	100%	1
BAPTIST HEALTH PRIMARY CARE AT DORAL			1	100%	1
bishop rehabilitation and nursing center		1			1
AMERICAN LAB LLC		1			1
BHS PHYSICIAN NETWORK			1	100%	1
CVS IL4778POCT EVANSTON		1			1
ADVANCE CARDIOVASCULAR IMAGING, INC			1	100%	1
PROVIDENCE HOSPITAL			1	100%	1
Riverside Nursing & Rehabilitation Center		1			1
FREEPORT ER DOX URGENT CARE		1			1
FAMILY MEDICAL CLINIC KENDALL LLC			1	100%	1
WEST PENSACOLA DIALYSIS CENTER			1	100%	1
Robert Wood Johnson University Hospital			1	100%	1
INTERNAL MEDICINE ASSOCIATES		1			1
SMITH			1	100%	1
ADVANCE GASTROENTEROLOGY			1	100%	1
BRUCE S WEST MD			1	100%	1
CRUSADER COMMUNITY HEALTH			1	100%	1
LAKE MARY PEDIATRICS			1	100%	1
LAS PALMAS MEDICAL CENTER			1	100%	1
DEPARTMENT OF HEALTH AND ENVIRONMENTAL CONTROL			1	100%	1
ST VINCENT'S AMBULATORY CARE INC			1	100%	1
LYSTER MAIN LAB, FT RUCKER		1			1

COVID-19: testing by laboratory

Data through Feb 7, 2021 verified as of Feb 8, 2021 at 09:25 AM

Data in this report are provisional and subject to change.

The numbers in the table below represent the number of Florida and non-Florida residents for whom test results were received by the Department of Health. A person can be tested by more than one laboratory and can have both positive and negative results. **Therefore, the sum of the numbers in each column will be larger than the total number of people tested.**

Reporting lab	Inconclusive	Negative	Positive	Percent positive	Total
WRIGHT PATTERSON AFB MEDICAL CENTER			1	100%	1
APS-SUMMIT CARE PHARMACY, LLC DBA OMNICARE		1			1
MOUNT SINAI MEDICAL CENTER OF FLORIDA, INC			1	100%	1
PEDIATRIC ASSOCIATES - MIAMI LAKES		1			1
CARENOW URGENT CARE-HENDERSONVILLE		1			1
Long Beach Care Center			1	100%	1
NEW ULM MEDICAL CENTER			1	100%	1
Sears Coastal Nursing and Rehab		1			1
DSI LABORATORIES-NAPLES-7TH			1	100%	1
METHODISM MIDLOTHIAN MEDICAL CENTER			1	100%	1
WEST CARVER MEDICAL ASSOCIATES		1			1
PREVENTIVE CARDIOLOGY AND INTERNAL MEDICINE ASSOCI			1	100%	1
FAITH FAMILY PRACTICE			1	100%	1
MEMORIAL HEALTH SYSTEM		1			1
WATERS EDGE ELEMENTARY SCHOOL			1	100%	1
VCU HEALTH SYSTEM AUTHORITY - MCV HOSPITALS			1	100%	1
URGENT CARE CENTER OF PORT ORANGE LLC			1	100%	1
Kroger 647 - The Little Clinic Newnan Crossings			1	100%	1
THYROID SPECIALTY LABORATORY			1	100%	1
CVS IL2798POCT CHICAGO			1	100%	1
CLARKSVILLE MANOR INC		1			1
CVS AZ69POCT PEORIA		1			1
TRIPLE O RESEARCH INSTITUTE PA			1	100%	1
PROMUS DIAGNOSTICS, LLC			1	100%	1
DR PHILLIPS CENTER FOR WELLNESS		1			1
WEST FLORIDA HOSPITAL LABORATORY			1	100%	1
CAROLINAS HEALTHCARE SYSTEM LAB			1	100%	1
ENCOMPASS HEALTH HOME HEALTH		1			1
CVS SC4286POCT EASLEY		1			1
RED BUG LAKE ROAD OVIEDO COVID			1	100%	1
MARQUETTE GENERAL HOSPITAL			1	100%	1
MINUTECLINIC MINUTECLINIC #3665		1			1
CHIPLEY DIALYSIS			1	100%	1
NORDX			1	100%	1
WMC HEALTH GROUP OF KISSIMMEE LLC			1	100%	1
Virginia Gay Nursing and Rehab		1			1
BRITTNEY WHELIHAN IRWIN ARNP LLC			1	100%	1
DAVITA DIALYSIS-NORTH			1	100%	1
OCALA REGIONAL DIALYSIS- NORTH			1	100%	1
EAST TENNESSEE STATE UNIVERSITY		1			1
CVS HEALTH, #5962		1			1
UCH LAB			1	100%	1
CQUENTIA NGS, LLC			1	100%	1
CAREWELL URGENT CARE FITCHBURG			1	100%	1
QUALITY CLINICAL LAB LLC			1	100%	1
FLORIDA DEPARTMENT OF HEALTH IN CITRUS COUNTY		1			1

COVID-19: testing by laboratory

Data through Feb 7, 2021 verified as of Feb 8, 2021 at 09:25 AM

Data in this report are provisional and subject to change.

The numbers in the table below represent the number of Florida and non-Florida residents for whom test results were received by the Department of Health. A person can be tested by more than one laboratory and can have both positive and negative results. **Therefore, the sum of the numbers in each column will be larger than the total number of people tested.**

Reporting lab	Inconclusive	Negative	Positive	Percent positive	Total
Kroger 006 - The Little Clinic Uintah Gardens		1			1
Princeton Place			1	100%	1
HAVASU REGIONAL MEDICAL CENTER			1	100%	1
FAMILY MEDICAL CENTER OF HOLLYWOOD PA			1	100%	1
NFRC CLINICAL LAB			1	100%	1
SPEARE MEMORIAL HOSPITAL			1	100%	1
Florence Home		1			1
JACKSBORO URGENT CARE			1	100%	1
Falmouth By The Sea			1	100%	1
MAURY REGIONAL MEDICAL CENTER		1			1
HOLYOKE MEDICAL CENTER			1	100%	1
Accordius Health at Gastonia			1	100%	1
NORTH PALM CHIDRENS PHYSICIANS			1	100%	1
ANDERSON REGIONAL MEDICAL CENTER			1	100%	1
HATLEY HEALTH CARE, INC		1			1
EH FARGO HOSPITAL LABORATORY			1	100%	1
CVS OH3458POCT BEAVERCREEK		1			1
LAB. CORP. OF AMERICA			1	100%	1
EVERGREEN NURSING HOME		1			1
RESTORE MEDICAL PARTNERS PLLC			1	100%	1
BETHESDA DIALYSIS			1	100%	1
NORTH SHORE HEMATOLOGY-ONCOLOGY ASSOCIATES PC		1			1
TEXAS HEALTH ARLINGTON MEMORIAL		1			1
TRAFALGAR DIALYSIS			1	100%	1
ULTIMATE KIDNEY CARE			1	100%	1
WATERBURY HOSPITAL REFERENCE LAB			1	100%	1
MARYWOOD HEIGHTS		1			1
MID-SOUTH URGENT CARE, PLLC			1	100%	1
CLINICAL LABORATORY DEPARTMENT			1	100%	1
LAKEWOOD RANCH MEDICAL GROUP LLC			1	100%	1
URGENT CARE OF KANSAS CITY			1	100%	1
LAKESIDE MEDICAL CENTER		1			1
ASANTE ROGUE REGIONAL MEDICAL CENTER L		1			1
PREMIER FAMILY AND SPORTS MEDICINE LLC			1	100%	1
NORTH MANATEE HEALTH CARE CENTER			1	100%	1
CONNECTICUT PEDIATRICS @ CHC		1			1
Good Samaritan Society-Atkinson		1			1
MEDOR/ACC SYNCHRONY			1	100%	1
PUBLIX PHARMACY #1114			1	100%	1
MINUTECLINIC DIAGNOSTIC, PA		1			1
PERRY COUNTY NURSING HOME		1			1
LEVY COUNTY DEPT. OF PUBLIC SAFETY			1	100%	1
MEDEXPRESS URGENT CARE - PATRICK STREE			1	100%	1
Springdale Village		1			1
MID FLORIDA BIOLOGICALS			1	100%	1
DIVERSICARE OF BIG SPRINGS		1			1

COVID-19: testing by laboratory

Data through Feb 7, 2021 verified as of Feb 8, 2021 at 09:25 AM

Data in this report are provisional and subject to change.

The numbers in the table below represent the number of Florida and non-Florida residents for whom test results were received by the Department of Health. A person can be tested by more than one laboratory and can have both positive and negative results. **Therefore, the sum of the numbers in each column will be larger than the total number of people tested.**

Reporting lab	Inconclusive	Negative	Positive	Percent positive	Total
Kroger 929 - The Little Clinic Corryville		1			1
FIRST CARE OF GAINESVILLE			1	100%	1
NEMOURS CHILDRENS URGENT CARE			1	100%	1
PALM SPRINGS GENERAL HOSPITAL			1	100%	1
NORTH SHORE MEDICAL CENTER - SALEM HOSPITAL			1	100%	1
SYNERGENE LABORATORY			1	100%	1
El Paso Health Care Center			1	100%	1
PUTNAM CO HOSPITAL-D/B/A ASBURY TOWERS		1			1
UNITED HEALTHCARE			1	100%	1
ASSISTED LIVING AT TREZEVANT		1			1
OMNI HEALTHCARE INC			1	100%	1
MID FLORIDA COMMUNITY SERVICES			1	100%	1
POETS WALK SARASOTA			1	100%	1
CVS NV5942POCT LAS VEGAS		1			1
APOLLOMDX LLC			1	100%	1
SHANNON CLARK OD, PA			1	100%	1
BELLMORE PEDIATRICS		1			1
LIFE CARE CENTER OF GWINNETT		1			1
PALM WEST INTERNIST PA			1	100%	1
SUNY AT STONY BROOK			1	100%	1
NEW ERA COMMUNITY HEALTH CENTER LLC		1			1
Mercy Manor Transition Center			1	100%	1
UPSON REGIONAL MEDICAL CENTER			1	100%	1
TERRELL URGENT CARE			1	100%	1
VALUE DRUGS GREENLAWN INC		1			1
EASTGENE LABORATORIES		1			1
CLINICAL CARE CENTER, INC			1	100%	1
GRADY MEMORIAL HOSPITAL/MICRO			1	100%	1
MIAMI CHILDRENS HOSPITAL MIDTOWN OUTPATIENT CENTER			1	100%	1
ISLAND NURSING HOME			1	100%	1
YOUR HEALTH PEDIATRICS			1	100%	1
FRANKLIN CBOC			1	100%	1
UW MEDICINE CHU LAB			1	100%	1
REGENTS PARK OF JACKSONVILLE			1	100%	1
MARYWOOD NURSING CARE CENTER		1			1
HEARTLAND OF ZEPHYRHILLS FL, LLC			1	100%	1
USF PHYSICIANS GROUP			1	100%	1
BRUSHY CREEK FAMILY HOSPITAL			1	100%	1
ANY LAB TEST NOW JACKSONVILLE		1			1
PARKWAY REGIONAL MEDICAL CENTER LAB			1	100%	1
COMMUNITY HOSPITALS INDIANAPOLIS			1	100%	1
EAST END PEDIATRICS		1			1
BROOKSVILLE REGIONAL HOSPITAL			1	100%	1
EMERSON HOSPITAL LABORATORY			1	100%	1
PEDIATRIC PARTNERS ZEPHYRHILLS			1	100%	1
LANGLADE			1	100%	1

COVID-19: testing by laboratory

Data through Feb 7, 2021 verified as of Feb 8, 2021 at 09:25 AM

Data in this report are provisional and subject to change.

The numbers in the table below represent the number of Florida and non-Florida residents for whom test results were received by the Department of Health. A person can be tested by more than one laboratory and can have both positive and negative results. **Therefore, the sum of the numbers in each column will be larger than the total number of people tested.**

Reporting lab	Inconclusive	Negative	Positive	Percent positive	Total
SEWALLS POINT PHARMACY INC			1	100%	1
MOUNT ST MARYS HOSPITAL OF NIAGARA FALLS			1	100%	1
CVS MA957POCT WEST SPRINGFIELD		1			1
CHI ST VINCENT LITTLE ROCK DIAGNOSTIC CLINIC			1	100%	1
Smg At Bridgewater Family Medicine		1			1
ROSLYN INTERNAL MEDICINE		1			1
Life Care Center of Paradise Valley		1			1
QUALITY LAB			1	100%	1
CVS NC3319POCT CHARLOTTE		1			1
AFFILIATED LABORATORIES INC			1	100%	1
LAB TEST KENDALL LLC		1			1
Kroger 328 - The Little Clinic Henderson Road		1			1
Cottage of the Shoals		1			1
Florence Nursing and Rehabilitation Center		1			1
GALVESTON COUNTY HEALTH DISTRICT			1	100%	1
STERLING HOUSE OF PORT ORANGE		1			1
FAYETTE MEDICAL CENTER LAB		1			1
MEDEXPRESS URGENT CARE - CABOT			1	100%	1
Walgreens #3661		1			1
CMC MERCY LABORATORY			1	100%	1
BIOMAT ORLANDO		1			1
CVS PA1193POCT JENKINTOWN		1			1
MID FLORIDA DERMATOLOGY ASSOCIATES PA			1	100%	1
PROGRESSIVE URGENT CARE, PC			1	100%	1
DOCTORS HOSPITAL OF LAREDO			1	100%	1
WELL-KEY URGENT CARE SEVIERVILLE			1	100%	1
DIMMIT REGIONAL HOSPITAL			1	100%	1
BOND COUNTY HEALTH DEPARTMENT			1	100%	1
FLORIDA FAMILY LABORATORY		1			1
PENNY PEDIATRICS		1			1
MEDEXPRESS URGENT CARE-BRENTWOOD		1			1
Arch Plaza Nursing and Rehabilitation Center			1	100%	1
Hillside Rehab and Care Center			1	100%	1
FAMILY MEDICAL CENTERS			1	100%	1
RCP OF MEMORIAL WEST			1	100%	1
Strasburg Care Center		1			1
CARESPOT EXPRESS HEALTHCARE BOYNTON BEACH			1	100%	1
Walgreens #5065		1			1
WESTOX LABS		1			1
SPORTS MEDICINE CLINIC - U OF WYOMING			1	100%	1
SOUTHWEST FLORIDA DIVISION LAB			1	100%	1
SACRED HEART HEALTH SYSTEM- MIDWIFE PROGRAM			1	100%	1
ADVANCED MEDICAL LABORATORIES (AML)			1	100%	1
HIGHLAND LABORATORY			1	100%	1
MEMORIAL HOSPITAL WEST			1	100%	1
HARDIN HEALTH INC		1			1

COVID-19: testing by laboratory

Data through Feb 7, 2021 verified as of Feb 8, 2021 at 09:25 AM

Data in this report are provisional and subject to change.

The numbers in the table below represent the number of Florida and non-Florida residents for whom test results were received by the Department of Health. A person can be tested by more than one laboratory and can have both positive and negative results. **Therefore, the sum of the numbers in each column will be larger than the total number of people tested.**

Reporting lab	Inconclusive	Negative	Positive	Percent positive	Total
Heritage of Red Cloud		1			1
CVS TX7288POCT DALLAS		1			1
NEVADA DEPARTMENT OF HEALTH AND HUMAN SERVICES			1	100%	1
CANDLER HOSPITAL			1	100%	1
POUDRE VALLEY HOSPITAL			1	100%	1
MEDICAL ASSOCIATES OF CARTER		1			1
Big River Nursing and Rehab		1			1
Wedgewood Manor		1			1
ONslow COUNTY HEALTH DEPARTMENT			1	100%	1
Caldwell Care		1			1
EVEXIA DIAGNOSTICS			1	100%	1
Washington County Nursing Home			1	100%	1
BAPTIST MINOR MEDICAL CENTER			1	100%	1
CVS M08595POCT RAYMORE		1			1
Elm Crest Senior Living Community		1			1
GOOD SAMARITAN SOCIETY-FOREST CITY		1			1
CYPRESS CREEK DIALYSIS CTR			1	100%	1
OXY-GENLAB			1	100%	1
Freedom Pointe at The Villages			1	100%	1
Jersey City Medical Center		1			1
Chateau Girardeau			1	100%	1
AMICUS MEDICAL CENTER LLC			1	100%	1
MADISON FACILITY INC			1	100%	1
INDIAN RIDGE		1			1
SOUTHEASTERN PATHOLOGY ASSOCIATES			1	100%	1
BAPTIST HEALTH MEDICAL PLAZA			1	100%	1
SOUTH COUNTY MEDICAL CENTER			1	100%	1
CLEVELAND CLINIC FLORIDA WAIVED			1	100%	1
HIGH DESERT COURT GROUP HOME			1	100%	1
WALGREENS #5130			1	100%	1
CVS OH4359POCT HUDSON		1			1
FLORIDA HOSPITAL TRANSPLANT CENTER		1			1
NEW YORK STATE DEPARTMENT OF HEALTH			1	100%	1
GULF COUNTY HEALTH DEPARTMENT			1	100%	1
Carrollton Manor Inc		1			1
Pinnacle Assisted Living			1	100%	1
FRESENIUS SOUTH FORT MYERS		1			1
VITAL CARE			1	100%	1
MINUTECLINIC DIAG OF IND, LLC #4368		1			1
VA OPTOMETRY CLINIC			1	100%	1
PANCARE HEALTH - BRUCE			1	100%	1
THE HEART HOSPITAL BAYLOR PLANO			1	100%	1
NORTH CAROLINA STATE LABORATORY OF PUBLIC HEALTH, SPECTRUM LAB NETWORK			1	100%	1
Orchid Cove at Naples			1	100%	1
Glenburn Home		1			1
LAKE LURE HEALTH CENTER			1	100%	1

COVID-19: testing by laboratory

Data through Feb 7, 2021 verified as of Feb 8, 2021 at 09:25 AM

Data in this report are provisional and subject to change.

The numbers in the table below represent the number of Florida and non-Florida residents for whom test results were received by the Department of Health. A person can be tested by more than one laboratory and can have both positive and negative results. **Therefore, the sum of the numbers in each column will be larger than the total number of people tested.**

Reporting lab	Inconclusive	Negative	Positive	Percent positive	Total
ADVENTHEALTH MEDICAL GROUP FAMILY AND INTERNAL			1	100%	1
SOUTHERN SPRINGS HEALTH CARE		1			1
GWINNETT MEDICAL CENTER			1	100%	1
UNIVERSITY OF MARYLAND PATHOLOGY ASSOCIATES			1	100%	1
Heartland Health Care Center Jacksonville			1	100%	1
BAYSHORE DIALYSIS			1	100%	1
SELECT SPECIALTY HOSPITAL - ORLANDO SOUTH			1	100%	1
KEY BISCAIYNE PEDIATRIC ASSOCIATES INC			1	100%	1
LEELANAU OPCO, LLC		1			1
Kroger 444 - The Little Clinic Dent		1			1
Sage Bluff Health & Rehabilitation Center		1			1
BLOOD SYSTEMS LABORATORIES			1	100%	1
THE CHRIST HOSPITAL			1	100%	1
CACERES SPECIALIZED GYNECOLOGY		1			1
TAMPA HEALTH CARE PROVIDERS PA		1			1
EXCEPTIONAL EMERGENCY CENTER			1	100%	1
A G RHODES HOME AT WESLEY WOODS		1			1
CUSTOM SCRIPTS PHARMACY		1			1
MC DIAGNOSTIC OF CONNECTICUT, PC #252			1	100%	1
MEMORIAL HERMANN KATY HOSPITAL			1	100%	1
CORDOVA FAMILY PRACTICE			1	100%	1
PHYSICIANS PRIMARY CARE LEHIGH PEDS			1	100%	1
MEDEXPRESS URGENT CARE - LAWRENCE		1			1
FLAGLER PROFESSIONAL HEALTH CARE SERVICES INC		1			1
TENNOVA HEALTHCARE - CLEVELAND			1	100%	1
KIOSK MEDICINE KENTUCKY LLC		1			1
STEWART FLORIDA ALF, INC			1	100%	1
SAINT LEO UNIVERSITY INCORPORATED			1	100%	1
MEDEXPRESS-DOVER		1			1
MINUTECLINIC DIAGNOSTIC OF VIRGINIA, LLC #1980		1			1
GOOD SAMARITAN HOSPITAL			1	100%	1
SOUTH DADE NURSING & REHABILITATION CENTER			1	100%	1
BAPTIST PRIMARY CARE FERNANDINA BEACH			1	100%	1
MINUTECLINIC DIAGNOSTIC OF KANSAS, PC		1			1
SHERIDAN AT HOBE SOUND, THE			1	100%	1
SHAW MEDICAL GROUP LLC			1	100%	1
MDS PHARMA SERVICES		1			1
AVON PARK CLUSTER		1			1
SANTA CLARA VALLEY MEDICAL CENTER			1	100%	1
EASTSIDE MEDICAL CLINIC		1			1
PROVIDENCE PORTLAND MEDICAL CENTER		1			1
EDGAR PRICE FAMILY & CHILDREN HEALTHCARE CENTER			1	100%	1
DR. G'S URGENT CARE			1	100%	1
441 URGENT CARE CENTER - BROWNWOOD			1	100%	1
VISTA DEL SOL MED ASSOC		1			1
ADVENTHEALTH HOME CARE WATERMAN			1	100%	1

COVID-19: testing by laboratory

Data through Feb 7, 2021 verified as of Feb 8, 2021 at 09:25 AM

Data in this report are provisional and subject to change.

The numbers in the table below represent the number of Florida and non-Florida residents for whom test results were received by the Department of Health. A person can be tested by more than one laboratory and can have both positive and negative results. **Therefore, the sum of the numbers in each column will be larger than the total number of people tested.**

Reporting lab	Inconclusive	Negative	Positive	Percent positive	Total
CELEBRATION FAMILY PHYSICIANS LLC			1	100%	1
Mountain City Care and Rehabilitation Center		1			1
YUMA REGIONAL MEDICAL CENTER			1	100%	1
APPLING NURSING & REHABILITATION PAVIL		1			1
VIVIAN SIMMONS FAMILY PRACTICE			1	100%	1
WALGREENS NO 10512			1	100%	1
Community Compassion Center of Batesville			1	100%	1
MEDEXPRESS URGENT CARE-MEADVILLE			1	100%	1
LONESTAR 24HRER MANAGEMENT LLC DBA LONESTAR 24HRER			1	100%	1
BROOKSHIRE, THE			1	100%	1
American Fork Care Center dba Heritage Care Center		1			1
NORTH WEST FLORIDA DIAGNOSTIC ENOCRINOLOGY CLINIC			1	100%	1
Heartland of Perrysburg		1			1
SOMA MEDICAL CENTER PA #3 GREENACRES			1	100%	1
RIVERSIDE MEDICAL CENTER		1			1
ALABAMA REFERENCE LAB			1	100%	1
Consulate Health Care of Tallahassee			1	100%	1
ENCORE AT BOCA RATON, THE			1	100%	1
ULTIMATE ANALYSIS LABORATORY			1	100%	1
OPTIMAL MEDICINE INC		1			1
Parkside Manor		1			1
WELLOW URGENT CARE-OSWEGO			1	100%	1
SANFORD LABORATORIES WATERTOWN			1	100%	1
CVS SC2736POCT MURRELLS INLET		1			1
ASSOCIATES IN INTERNAL MEDICINE PA			1	100%	1
ADVENTHEALTH SENIOR CARE AT ORMOND			1	100%	1
BLAKE AT PENSACOLA OPERATION CO, LLC, THE			1	100%	1
INTERNAL MEDICINE GROUP OF CENTRAL FLORIDA			1	100%	1
MEDEXPRESS URGENT CARE - BENTONVILLE		1			1
INDIGO PALMS			1	100%	1
Walgreens #9278		1			1
Kroger - KRO03400316			1	100%	1
KETTERING MEDICAL CENTER			1	100%	1
Victory Health and Rehabilitation			1	100%	1
AVERA SACRED HEART HOSPITAL			1	100%	1
Kroger 368 - The Little Clinic Frankfort West		1			1
MULTICARE PHYSICIANS			1	100%	1
HSRE-ASL CASSELBERRY TRS, LLC			1	100%	1
ER NEAR ME HULEN		1			1
C V S / PHARMACY #833		1			1
WEST VIRGINIA UNIVERSITY HOSPITALS			1	100%	1
WILMINGTON NURSING AND REHAB			1	100%	1
CHATSWORTH ASSISTED LIVING COMMUNITY AT PGA NATIONAL			1	100%	1
SANTA ROSA PEDIATRICS			1	100%	1
COLOMBO'S PHARMACY		1			1
HARRIS URGENT CARE CENTER			1	100%	1

COVID-19: testing by laboratory

Data through Feb 7, 2021 verified as of Feb 8, 2021 at 09:25 AM

Data in this report are provisional and subject to change.

The numbers in the table below represent the number of Florida and non-Florida residents for whom test results were received by the Department of Health. A person can be tested by more than one laboratory and can have both positive and negative results. **Therefore, the sum of the numbers in each column will be larger than the total number of people tested.**

Reporting lab	Inconclusive	Negative	Positive	Percent positive	Total
CLERMONT PEDIATRICS, PA			1	100%	1
Ashland Place Health and Rehabilitation, LLC		1			1
MEDEXPRESS URGENT CARE, MOSSIDE		1			1
777 URGENT CARE			1	100%	1
NYU WINTHROP LABORATORY		1			1
EXACCARE KINGSTON, LLC			1	100%	1
ALL PRO ORTHOPEDICS & SPORTS MEDICINE, PA			1	100%	1
USC VERDUGO HILLS HOSPITAL			1	100%	1
SYNAPSE ANALYTICAL LABS		1			1
REGIONAL MEDICAL LABORATORY			1	100%	1
SEACOAST PATHOLOGY PROFESSIONAL ASSOC		1			1
Carington Park			1	100%	1
OSF SAINT FRANCIS MEDICAL CENTER			1	100%	1
COLONIAL VILLA GOOD SAMARITAN CENTER		1			1
ManorCare Rehab Center of Marietta		1			1
SPARTANBURG REGIONAL MEDICAL CENTER			1	100%	1
NEMOURS CHILDREN'S HOSPITAL			1	100%	1
GENDERXPRESS/PICTURE ME PERFECT IMAGING			1	100%	1
UABC			1	100%	1
WELLINGTON WEST 100176			1	100%	1
STONECREST MEDICAL CENTER		1			1
Acts Manor House		1			1
Arlington Care Center			1	100%	1
ST FRANCIS MEDICAL CENTER			1	100%	1
SUN CITY DIAGNOSTIC CENTER			1	100%	1
ALLIED PHYSICIANS GROUP		1			1
ATHENS MEDICAL CENTER			1	100%	1
HEALTHPARTNERS HUDSON CLINIC			1	100%	1
NORTH OKALOOSA CLINIC CORP		1			1
ABSOLUTE CAREGIVERS HOME HEALTH AGENCY INC			1	100%	1
DEVITA		1			1
BRISTOL CHILDRENS CLINIC			1	100%	1
SEATTLE-KING COUNTY			1	100%	1
Court House Center		1			1
QC LABORATORY			1	100%	1
HEALTH NETWORK			1	100%	1
Oregon Veterans Home The Dalles		1			1
Cornerstone at the Ranch		1			1
MEDEXPRESS URGENT CARE - LEOMINSTER		1			1
MEMORIAL HOSPITAL LOS BANOS			1	100%	1
MEDEXPRESS URGENT CARE - WICHITA, N MAIZE RD		1			1
NATIONAL INSTITUTES OF HEALTH CLINICAL CENTER			1	100%	1
WHEATON FRANCISCAN LABORATORY			1	100%	1
MED-LAKE LABORATORY			1	100%	1
LABORATORY COPORATION OF AMERICA			1	100%	1
MEDONE URGENT CARE			1	100%	1

COVID-19: testing by laboratory

Data through Feb 7, 2021 verified as of Feb 8, 2021 at 09:25 AM

Data in this report are provisional and subject to change.

The numbers in the table below represent the number of Florida and non-Florida residents for whom test results were received by the Department of Health. A person can be tested by more than one laboratory and can have both positive and negative results. **Therefore, the sum of the numbers in each column will be larger than the total number of people tested.**

Reporting lab	Inconclusive	Negative	Positive	Percent positive	Total
MIAMI-DADE COUNTY HEALTH DEPT.		1			1
Cerenity Senior Care-White Bear Lake		1			1
CLEVELAND CLINIC OHIO LABORATORIES			1	100%	1
BAPTIST MEDICAL PLAZA AT WESTCHESTER			1	100%	1
PRIORITY CARE LLC			1	100%	1
IRA FIALKO DO			1	100%	1
EXPRESS CARE OF OCALA			1	100%	1
CAREWELL 203			1	100%	1
CHIPOLA QUICK CARE			1	100%	1
MRMC LAB MICRO			1	100%	1
WINNIFRED ASSISTED LIVING FACILITY INC		1			1
Kroger 407 - The Little Clinic Lexington		1			1
Bivins Pointe			1	100%	1
FULGENT GENETICS HOUSTON		1			1
ATHENS LIMESTONE HOSPITAL		1			1
US LABORATORIES			1	100%	1
COMMUNITY MEDICAL CENTER-ORANGE CITY		1			1
TEVAPHARM			1	100%	1
MEDEXPRESS URGENT CARE - HADLEY		1			1
BRISTOL REGINAL MEDICAL CENTER			1	100%	1
LIFE CARE CENTER OF HILTON HEAD		1			1
SUNCOAST PRIMARY CARE LLC			1	100%	1
LAKE VIEW COURT		1			1
EVANS FAMILY CARE PA			1	100%	1
Raleigh Center (WV)			1	100%	1
MINUTE CLINIC DIAGNOSTIC OF VIRGINIA, LLC #6292		1			1
Crisp Regional Nursing and Rehab Center		1			1
CVS MINUTE CLINIC #5836		1			1
PRIME CARE FAMILY MEDICINE			1	100%	1
ARCADIA DIALYSIS CENTER			1	100%	1
NORWALK HOSPITAL			1	100%	1
ORLANDO PHYSICIAN NETWORK		1			1
KEY WEST BRANCH MEDICAL CLINIC			1	100%	1
FLORIDA HEALTH CARE MEDICAL GROUP		1			1
FAMILY PRACTICE OF CENTRAL FLORIDA PA			1	100%	1
HEALTH GUAGE			1	100%	1
HALEYVILLE HEALTH CARE CENTER		1			1
MERCY MEDICAL CENTER INC			1	100%	1
CVS NV3210POCT LAS VEGAS		1			1
URGENT DOC -NACOGODOCHES CLINIC			1	100%	1
MEMORIAL HERMANN SOUTHWEST HOSPITAL			1	100%	1
DEL PRADO MEDICAL CENTER, INC		1			1
MEADOWS PARK HEALTH AND REHABILITATION		1			1
KIDSVILLE PEDIATRICS IV PA		1			1
SOMA MEDICAL CENTER PA #3 PALOMINO			1	100%	1
WEST BOCA MEDICAL CENTER			1	100%	1

COVID-19: testing by laboratory

Data through Feb 7, 2021 verified as of Feb 8, 2021 at 09:25 AM

Data in this report are provisional and subject to change.

The numbers in the table below represent the number of Florida and non-Florida residents for whom test results were received by the Department of Health. A person can be tested by more than one laboratory and can have both positive and negative results. **Therefore, the sum of the numbers in each column will be larger than the total number of people tested.**

Reporting lab	Inconclusive	Negative	Positive	Percent positive	Total
STEPHENS COUNTY HOSPITAL			1	100%	1
BAYLOR SCOTT & WHITE MEDICAL SURGICAL CLINIC			1	100%	1
SUNCOAST BEHAVIORAL HEALTH CENTER			1	100%	1
SPECTRUM LABORATORY			1	100%	1
MEDICAL ASSOCIATES OF BREVARD LLC		1			1
FAIRVIEW SOUTHDAL			1	100%	1
TARRANT MEDICAL ASSOCIATES			1	100%	1
NORTH FL SOUTH GA HCS-LAKE CITY			1	100%	1
ACCESS MEDICAL GROUP OF TAMPA INC			1	100%	1
RURAL/METRO MIDSOUTH, Harris Hill Nursing Facility		1			1
WYOMING COUNTY DEPARTMENT OF HEALTH		1			1
SPECTRUM LUDINGTON			1	100%	1
HOLMES FAMILY PRACTICE PA			1	100%	1
ARLINGTON ADULT RESIDENTIAL FACILITY, INC			1	100%	1
CROZER-CHESTER MEDICAL CENTER			1	100%	1
SPINE & PAIN CONSULTANT PLLC		1			1
MEDCARE-GARNERS FERRY			1	100%	1
CARESPOT - LEE VISTA			1	100%	1
SANTOS REHABILITATION CENTER INC			1	100%	1
CLINICAL PATHOLOGY LABORATORIES SOUTHEAST INC			1	100%	1
SARASOTA MEMORIAL HOSPITAL		1			1
TENNOVA ER - SANGO			1	100%	1
DELAWARE DEPARTMENT OF HEATH			1	100%	1
SOUTH FLORIDA BAPTIST HOSPITAL			1	100%	1
CHILDREN'S NATIONAL MEDICAL CENTER			1	100%	1
ANMED HEALTH MEDICAL CENTER			1	100%	1
JOHNSON & JOHNSON VISION CARE-VISTAKON			1	100%	1
Manor Care of Dallastown d/b/a ManorCare Health Services - Dallastown		1			1
CHOTA COMMUNITY HEALTH SERVICES		1			1
SHANDS JACKSONVILLE CLINICAL CENTER			1	100%	1
Ramsey Village		1			1
PEDIATRIC ASSOCIATES - JACKSONVILLE			1	100%	1
SARHA DOCTORS CENTER			1	100%	1
DIXIE REGIONAL MEDICAL CENTER			1	100%	1
LIFELINK TRANSPLANT INSTITUTE LAB			1	100%	1
PEDIATRIC ASSOCIATES - DORAL			1	100%	1
CITRUS HEALTH NETWORK INC			1	100%	1
THE TOLEDO HOSPITAL			1	100%	1
Waters of Covington		1			1
MEMORIAL HEALTH UNIVERSITY MEDICAL CENTER			1	100%	1
CVS NC7548POCT FUQUAY VARINA		1			1
MIDWAY SPECIALTY CARE CENTER INC		1			1
SPRINGFIELD HOSPITAL			1	100%	1
AAA MEDICAL TESTING			1	100%	1
SYNERGY DIALYSIS INC			1	100%	1

COVID-19: testing by laboratory

Data through Feb 7, 2021 verified as of Feb 8, 2021 at 09:25 AM

Data in this report are provisional and subject to change.

The numbers in the table below represent the number of Florida and non-Florida residents for whom test results were received by the Department of Health. A person can be tested by more than one laboratory and can have both positive and negative results. **Therefore, the sum of the numbers in each column will be larger than the total number of people tested.**

Reporting lab	Inconclusive	Negative	Positive	Percent positive	Total
FLORIDA CLINICAL RESEARCH CENTER, LLC			1	100%	1
WEST BOYNTON DIALYSIS			1	100%	1
Kroger 667 - The Little Clinic Litchfield Park		1			1
Waycross Health and Rehabilitation		1			1
BEAUMONT HOSPITAL			1	100%	1
CAN COMMUNITY HEALTH LLC		1			1
Monument Health Strugis Care Center		1			1
BLOSSOMS ASSISTED LIVING 1 LLC			1	100%	1
LITTLE FALLS HOSPITAL LABORATORY		1			1
DERMDX, DIV OF AURORA DIAGNOSTICS/BERNHARDT LAB		1			1
JACKSON MADISON CO. GEN. HOSPITAL			1	100%	1
WALGREENS NO 19542		1			1
COASTAL PEDIATRICS LLC			1	100%	1
VANDERBILT UNIVERSITY MEDICAL CENTER			1	100%	1
FLORIDA HOME HEALTH			1	100%	1
HUNEYCUTT FAMILY PRACTICE			1	100%	1
MID-FLORIDA PATHOLOGY LLC		1			1
METROPOLITAN			1	100%	1
JAX FAMILY CARE		1			1
ANDERSON FAMILY MEDICINE			1	100%	1
HOLLAND COMMUNITY HOSPITAL		1			1
OMNICARE PHARMACY OF TEXAS 1, LP		1			1
CHRISTUS SPOHN HOSPITAL			1	100%	1
CITRUS DERMATOLOGY			1	100%	1
SUN CLINICAL LABORATORIES			1	100%	1
FLORIDA ADVANCED MEDICAL AND DERM AESTHETICS LLC			1	100%	1
Hackensack Univ Medical Center At Pasc		1			1
CARSON NURSING AND REHABILITATION CENTER		1			1
CULVER CITY URGENT CARE			1	100%	1
Bethel Lutheran Nursing & Rehabilitation Center		1			1
Kroger - KRO03500568			1	100%	1
WALGREENS # 12338		1			1
SMA BEHAVIORAL HEALTH SERVICES INC		1			1
MINUTE CLINIC DIAGNOSTIC MED GRP OF CA		1			1
LIMA MEMORIAL HOSPITAL			1	100%	1
MD NOW URGENT CARE			1	100%	1
USCG AIR STATION CLEARWATER CLINIC			1	100%	1
ADVANCE HEALTH AND WELLNESS SOLUTIONS			1	100%	1
COASTAL ER IX, PHYSICIANS PREMIER			1	100%	1
PORTAGE MEDICAL CENTER			1	100%	1
THE LITTLE CLINIC, LLC			1	100%	1
REFERENCE LABORATORY			1	100%	1
CLINICAL CARE, INC			1	100%	1
ST. VINCENT HOSPITAL			1	100%	1
Buena Vista Care Center		1			1
TRINITY DIALYSIS			1	100%	1

COVID-19: testing by laboratory

Data through Feb 7, 2021 verified as of Feb 8, 2021 at 09:25 AM

Data in this report are provisional and subject to change.

The numbers in the table below represent the number of Florida and non-Florida residents for whom test results were received by the Department of Health. A person can be tested by more than one laboratory and can have both positive and negative results. **Therefore, the sum of the numbers in each column will be larger than the total number of people tested.**

Reporting lab	Inconclusive	Negative	Positive	Percent positive	Total
NEMOURS CHILDREN'S PRIMARY CARE			1	100%	1
PCG MOLECULAR			1	100%	1
SURGERY CENTER, THE			1	100%	1
CVS KY4779POCT LOUISVILLE		1			1
CEPERO PEDIATRICS PA			1	100%	1
MELBOURNE URGENT CARE			1	100%	1
CVS AZ7263POCT PHOENIX		1			1
CIRRUS DX			1	100%	1
MAINE HEALTH AND ENVIRONMENTAL TESTING LABORATORY			1	100%	1
Walgreens #9890		1			1
THE HOSPITALS OF PROVIDENCE EMERGENCY ROOM			1	100%	1
VIVEX/UMTB BIOMEDICAL			1	100%	1
DOYLESTOWN HOSPITAL			1	100%	1
HEALTHCARE ASSOCIATES OF IRVING, LLP			1	100%	1
PALM BEACH COUNTY SHERIFF OFFICE			1	100%	1
MERRILL GARDENS AT CHAMPIONSGATE			1	100%	1
ST ANTHONY'S PINELLAS CARE CLINIC			1	100%	1
COMMUNITY			1	100%	1
MONMOUTH MEDICALC ENTER		1			1
Melbourne Terrace Rehabilitation Center			1	100%	1
SAINT BARNABAS MEDICAL CENTER		1			1
Cortland Acres Association		1			1
GENEVA FAMILY HEALTH			1	100%	1
TMH URGENT CARE CENTER			1	100%	1
SOUTHWEST REGIONAL PCR LABORATORY			1	100%	1
MEDEXPRESS URGENT CARE - LINCOLN		1			1
FREDERICK AVENUE GROUP HOME		1			1
GSM OCED Subsection			1	100%	1
THE INTERNAL MEDICAL GROUP		1			1
SILVER SPRINGS SHORES DIALYSIS			1	100%	1
BLACK STALLION WALK IN AND EXERCISE CLINICS LLC		1			1
MINUTE CLINIC LLC #1909		1			1
TREASURE COAST MEDICAL CONCIERGE LLC			1	100%	1
KENT		1			1
TITUS REGIONAL MEDICAL CENTER			1	100%	1
HORIZON MEDICAL CENTER			1	100%	1
HEALTHCARE AND REHAB OF SANFORD			1	100%	1
UNIVERSITY PLACE NURSING CENTER		1			1
FRESENIUS KIDNEY CARE FORT WALTON BEACH			1	100%	1
Memorial Health Care Center			1	100%	1
ADVENTHEALTH MEDICAL GROUP ADULT AND SENIOR HEALTH			1	100%	1
SIGNATURE CARE MIDLAND			1	100%	1
STARLING AT SAN JOSE			1	100%	1
Kroger 390 - The Little Clinic North College Hill		1			1
ORCHID TERRACE		1			1
GAMMA HEALTHCARE, INC		1			1

COVID-19: testing by laboratory

Data through Feb 7, 2021 verified as of Feb 8, 2021 at 09:25 AM

Data in this report are provisional and subject to change.

The numbers in the table below represent the number of Florida and non-Florida residents for whom test results were received by the Department of Health. A person can be tested by more than one laboratory and can have both positive and negative results. **Therefore, the sum of the numbers in each column will be larger than the total number of people tested.**

Reporting lab	Inconclusive	Negative	Positive	Percent positive	Total
VISTA LAKE ASSISTED LIVING			1	100%	1
SOPHIA MEDICAL ASSOCIATES, PC			1	100%	1
Robinson Terrace Rehabilitation and Nursing Center		1			1
HIGHLANDS CLINICAL LABORATORY			1	100%	1
NABI		1			1
GADSDEN FAMILY PRACTICE		1			1
NORTH COUNTRY FAMILY HEALTH CENTER INC		1			1
PALM BEACH DIABETES AND ENDOCRINE SPECIALISTS, PA			1	100%	1
THE LITTLE CLINIC LLC			1	100%	1
TREASURE COAST URGENT & FAMILY CARE			1	100%	1
HELGEMO & LIOU PEDIATRICS			1	100%	1
BAYOU URGENT CARE			1	100%	1
CLEVELAND HEARTLAB			1	100%	1
GOSHEN HOSPITAL			1	100%	1
ST. MICHAEL'S ELITE HOSPITAL			1	100%	1
MD NOW MEDICAL CENTERS, INC			1	100%	1
PEDRO L ORTEGA MD PA			1	100%	1
Kroger - KRO01100688			1	100%	1
SANITAS RESEARCH LLC			1	100%	1
CVS MO5727POCT PLATTE CITY		1			1
PEDIATRIC PARTNERS OF ZEPHYRHILLS PA			1	100%	1
LABONE		1			1
GATEWAY FAMILY HEALTH CLINIC			1	100%	1
HOME AIDE SVC OF EASTERN NY INC D/B/A		1			1
ADVENTHEALTH DURAND			1	100%	1
BAPTIST EMERGENCY HOSPITAL - KELLY			1	100%	1
COVE AT THE MARBELLA,THE			1	100%	1
Accordius Health at Harrisonburg		1			1
PM PEDIATRICS OF BAYSIDE, PLLC - RIVE		1			1
NEW HORIZON PRIMARY CARE LLC			1	100%	1
CVS TX4397POCT CYPRESS		1			1
DORAL KIDNEY CENTER			1	100%	1
Villages of St.Peters		1			1
GILCHRIST COUNTY HEALTH DEPT			1	100%	1
PALM COAST DRAW STATION/AMERICAN HEALTH ASSOCIATES		1			1
SACRED HEART MEDICAL CENTER			1	100%	1
SOUTHWEST ORLANDO FAMILY MEDICINE, PL			1	100%	1
SHRIVERS PHARMACY AND WELLNESS CENTER			1	100%	1
PINNACLE DIALYSIS		1			1
NORTHWEST FLORIDA SPECIALTY PHYSICIANS LLC		1			1
Mayfair Village Nursing Care Center		1			1
WEILL CORNELL MEDICAL ASSOCIATES - EAST SIDE		1			1
ALLIED PEDIATRICS & FAMILY MEDICINE			1	100%	1
SOUTHEASTERN HEALTH FACILITES, INC		1			1
LOUIS STOKES CLEVELAND VA MEDICAL CENTER			1	100%	1
Eagle Health and Rehabilitation		1			1

COVID-19: testing by laboratory

Data through Feb 7, 2021 verified as of Feb 8, 2021 at 09:25 AM

Data in this report are provisional and subject to change.

The numbers in the table below represent the number of Florida and non-Florida residents for whom test results were received by the Department of Health. A person can be tested by more than one laboratory and can have both positive and negative results. **Therefore, the sum of the numbers in each column will be larger than the total number of people tested.**

Reporting lab	Inconclusive	Negative	Positive	Percent positive	Total
Parkview Care Center			1	100%	1
METRO HEALTH HOSPITAL LABORATORY		1			1
WALGREENS #10308		1			1
Kroger 126 - The Little Clinic Cottonwood		1			1
OPTUM PRIMARY CARE			1	100%	1
Dugan Memorial Home		1			1
LANTANA HC LAB			1	100%	1
Douglas County Health Center		1			1
KNAPP MEDICAL GROUP			1	100%	1
PATHOLOGYT & LAB MEDICINE SERVICES			1	100%	1
Jacaranda Manor			1	100%	1
Kroger 101 - The Little Clinic Hill Top		1			1
Sherwood Oaks Health Center			1	100%	1
Kroger 909 - The Little Clinic Hamilton			1	100%	1
GUTHRIE CORNING HOSPITAL LABORATORY		1			1
CVS AZ10529POCT SCOTTSDALE		1			1
CVS NV9586POCT RENO		1			1
LAKE MARY DIALYSIS			1	100%	1
CLEMENT MANOR HEALTH CENTER		1			1
CSL PLASMA LAB			1	100%	1
HEALTHCARE FOR THE HOMELESS			1	100%	1
INFECTION CONTROL DEPT			1	100%	1
CVS TX7827POCT ROUND ROCK		1			1
Oakland Nursing and Rehabilitation Center		1			1
WESTON COUNTY HEALTH SERVICES			1	100%	1
2504-HOMEWOOD		1			1
NEW YORK UNIVERSITY MEDICAL CENTER			1	100%	1
CENTRAL CAROLINA HOSPITAL			1	100%	1
WESTCOAST FAMILY PRACTICE		1			1
Kroger 400 - The Little Clinic Hartley Bridge Rd			1	100%	1
Salem Hills Rehabilitation and Nursing Center		1			1
JOHN D. ARCHBOLD MEMORIAL HOSPITAL			1	100%	1
HALE KUPUNA HERITAGE HOME		1			1
CVS NE2741POCT LA VISTA		1			1
RAPID MEDLAB (002M0)		1			1
PROFESSIONAL DIALYSIS CENTER			1	100%	1
NORTH MIAMI BEACH SURGICAL CENTER			1	100%	1
Piqua Manor		1			1
UNIVERSITY OF VERMONT MEDICAL CENTER			1	100%	1
RENOWN REGIONAL MEDICAL CENTER			1	100%	1
ALBANY MEDICAL CENTER			1	100%	1
VELOCITY URGENT CARE - LITTLE CREEK			1	100%	1
ST MARY'S OF SAGINAW		1			1
Garden Isle Healthcare and Rehabilitation Center		1			1
ATRIA TAMARAC			1	100%	1
BERKSHIRE MEDICAL CENTER			1	100%	1

COVID-19: testing by laboratory

Data through Feb 7, 2021 verified as of Feb 8, 2021 at 09:25 AM

Data in this report are provisional and subject to change.

The numbers in the table below represent the number of Florida and non-Florida residents for whom test results were received by the Department of Health. A person can be tested by more than one laboratory and can have both positive and negative results. **Therefore, the sum of the numbers in each column will be larger than the total number of people tested.**

Reporting lab	Inconclusive	Negative	Positive	Percent positive	Total
Kroger 541 - The Little Clinic Long Hollow Pike		1			1
CARING PROFESSIONAL HEALTH CARE LLC		1			1
Kroger 350 - The Little Clinic New Cut Road		1			1
Crestwood Nursing Center		1			1
NEMOURS CHILDREN'S PRIMARY CARE, ST CLOUD			1	100%	1
KETAMINE HEALTH CENTERS AT BONITA SPRINGS, LLC		1			1
INLET CONCIERGE MEDICINE			1	100%	1
OPTUM OF HIALEAH		1			1
AMD			1	100%	1
MIAMI VASCULAR SURGERY			1	100%	1
Brown Memorial Home		1			1
PALM BEACH DIGESTIVE ASSOCIATES			1	100%	1
FINLAY MEDICAL RESEARCH CORP			1	100%	1
CVS CA9103POCT ESCONDIDO		1			1
MADISON AT OVIEDO			1	100%	1
PEACHEALTH LABORATORIES		1			1
TIMPANOGOS REGIONAL HOSPITAL			1	100%	1
ST. LUKE'S HOSPITAL			1	100%	1
MERCY - NORTH IOWA			1	100%	1
Integrity Healthcare of Carbondale			1	100%	1
CHRISTUS GOOD SHEPHERD MEDICAL CENTER			1	100%	1
BAYFRONT HEAL WOUND CARE AND HYPERBARIC CENTER			1	100%	1
ICARE		1			1
Ash Flat Healthcare and Rehabilitation Center			1	100%	1
NORTHSIDE HOSPITAL DULUTH			1	100%	1
JUPITER MEDICAL CENTER INC			1	100%	1
CVS TN4624POCT KNOXVILLE			1	100%	1
MEA PRIMARY CARE PLUS BYRAM			1	100%	1
SLIDELL MEMORIAL HOSPITAL			1	100%	1
LIFELINK OF FLORIDA			1	100%	1
PROGRESSIVE MEDICAL LAB LLC			1	100%	1
KNOX COMMUNITY HOSPITAL			1	100%	1
MOUNT SINAI MEDICAL CENTER AVENTURA ER			1	100%	1
PUBLIX PHARMACY # 1236			1	100%	1
MARINA DEL REY HOSPITAL LAB			1	100%	1
COX HEALTH SOUTH LAB			1	100%	1
CURELOGICS WOUND CARE & HYPERBARIC CENTER		1			1
SANTA BARABARA ALF LLC (THE WINDSOR)			1	100%	1
ADVANCED HEALTHCARE ASSOCIATES		1			1
HABANA HEALTH CARE CENTER			1	100%	1
F W HUSTON MEDICAL CENTER SENIOR LIVIN		1			1
SHELBYVILLE HOSPITAL COMPANY		1			1
TCPA CLINICAL LABORATORIES			1	100%	1
APPLECARE URGENT CARE KINGSLAND			1	100%	1
WEST COCOA PHARMACY			1	100%	1
MEMORIAL HOSPITAL - BELLEVILLE			1	100%	1

COVID-19: testing by laboratory

Data through Feb 7, 2021 verified as of Feb 8, 2021 at 09:25 AM

Data in this report are provisional and subject to change.

The numbers in the table below represent the number of Florida and non-Florida residents for whom test results were received by the Department of Health. A person can be tested by more than one laboratory and can have both positive and negative results. **Therefore, the sum of the numbers in each column will be larger than the total number of people tested.**

Reporting lab	Inconclusive	Negative	Positive	Percent positive	Total
STEWART MEDICAL GROUP INC			1	100%	1
OCALA RKC EAST HEMO #1			1	100%	1
MEDSTAR URGENT CARE, LLC			1	100%	1
MEDEXPRESS URGENT CARE, EDWARDSVILLE		1			1
CHIEFLAND MEDICAL CENTER			1	100%	1
CVS MA1006POCT BROCKTON		1			1
UNDERGROUND FREE CLINIC		1			1
NORTH BREVARD CHILDRENS MEDICAL CENTER			1	100%	1
STANDIFER PLACE		1			1
Chestnut Ridge Nursing & Rehab		1			1
FLORIDA HOSPITAL LAB			1	100%	1
MEDEXPRESS URGENT CARE - WAYNESBURG		1			1
HAWTHORNE HEALTH AND REHABILITATION			1	100%	1
CVS NC3803POCT MOORESVILLE		1			1
SUPREME LABORATORY			1	100%	1
ST JOSEPH'S HOSPITAL NORTH LABORATORY			1	100%	1
Florida Baptist Retirement Center		1			1
CORNERSTONE OF RECOVERY INC		1			1
MEDAC AT PORTERS NECK			1	100%	1
CVS OH2486POCT NILES			1	100%	1
NICKLAUS CHILDREN'S DORAL OUTPATIENT CENTER			1	100%	1
GATEWAY LABORATORIES		1			1
HPH HOME CARE			1	100%	1
Smg/North Jersey Hematology & Oncology		1			1
HUDSON REGIONAL HOSPITAL			1	100%	1
INHEALTH LIFE SCIENCES LLC			1	100%	1
Vista Park			1	100%	1
RESIDENCES AT MIAMI / REIGN GARDENS LLC, THE			1	100%	1
TRUCARE LIVING CENTERS - SELMA			1	100%	1
DOCTORS CARE - AIKEN MALL			1	100%	1
ST JOHN'S MEDICAL CENTER, TETON VILLAGE			1	100%	1
ADVENTHEALTH MEDICAL GROUP PEDIATRICS DIABETES &			1	100%	1
WAYNE COUNTY PUBLIC HEALTH		1			1
Kroger - KR070300083			1	100%	1
PHYSICIAN ASSOCIATES, LLC			1	100%	1
VIRGINIA UROLOGY		1			1
SHP WESTCHESTER LLC		1			1
PHYSICIANS URGENT CARE			1	100%	1
BETHESDA HOSPITAL			1	100%	1
MID-FLORIDA CANCER CENTERS		1			1
BRADENTON DIALYSIS			1	100%	1
BEST CARE COMMUNITY AND FAMILY HEALTH CENTER INC			1	100%	1
MINUTECLINIC DIAGNOSTIC OF NEW MEXICO LLC #7552		1			1
HEALTH ALLIANCE			1	100%	1
VETERANS AFFAIRS MEDICAL CENTER - EAST ORANGE			1	100%	1
LCMC LAB SUBSECTION		1			1

COVID-19: testing by laboratory

Data through Feb 7, 2021 verified as of Feb 8, 2021 at 09:25 AM

Data in this report are provisional and subject to change.

The numbers in the table below represent the number of Florida and non-Florida residents for whom test results were received by the Department of Health. A person can be tested by more than one laboratory and can have both positive and negative results. **Therefore, the sum of the numbers in each column will be larger than the total number of people tested.**

Reporting lab	Inconclusive	Negative	Positive	Percent positive	Total
KIDSVILLE PEDIATRICS III PA			1	100%	1
PLEASANT RIDGE MANOR WEST		1			1
Lutheran Community at Telford		1			1
Kroger 618 - The Little Clinic Trail Creek Village		1			1
CATHEDRAL GERONTOLOGY CENTER DBA CATHEDRAL CARES			1	100%	1
KID FIXERS		1			1
MY URGENT CARE CLINIC			1	100%	1
MEDTOWN PHARMACY			1	100%	1
CVS NC7057POCT SHELBY		1			1
NASSAU COUNTY HEALTH DEPARTMENT-FERNANDINA BEACH C		1			1
EMERALD COAST PEDIATRICS & ADOL			1	100%	1
Bethany Manor		1			1
ACCOMPLISHED HOME CARE		1			1
UNIVERSITY OF ILLINOIS VETERINARY DIAG		1			1
WALKIN MEDICAL URGENT CARE,NEW CITY			1	100%	1
MEDEXPRESS URGENT CARE - ST CLAIR, CLOVER DR.		1			1
ASSOCIATES MD MEDICAL GROUP INC			1	100%	1
FLORIDA DEPARTMENT OF HEALTH PALM BEACH COUNTY			1	100%	1
RIVIERA BEACH HEALTH CENTER LAB			1	100%	1
MED & CO INVESTMENT LLC		1			1
DOCTORS HEARING			1	100%	1
BMC/NASSAU			1	100%	1
JP MORGAN CHASE HEALTH SERVICES			1	100%	1
CONSOLIDATED			1	100%	1
BLUFFTON HEALTH CENTER			1	100%	1
XSTREMEMD			1	100%	1
MERITUS MEDICAL CENTER			1	100%	1
WELLMED AT LINEBAUGH AVE			1	100%	1
TAYLOR COUNTY HEALTH DEPARTMENT			1	100%	1
COLLINS NURSING HOME		1			1
BRONSON METHODIST HOSPITAL			1	100%	1
INTERNAL MEDICINE EMILIA MURRAY MD PA		1			1
CROSS CREEK HEALTH CARE		1			1
CVS PA2687POCT EXTON		1			1
DEVANSH LAB WERKS		1			1
PIONEER CLINICAL RESEARCH LLC			1	100%	1
ALLIANCE MD DIRECT PRIMARY CARE			1	100%	1
LAKEVIEW REGIONAL HOSPITAL			1	100%	1
ACUPATH LABORATORIES INC			1	100%	1
MEDICAL SPECIALISTS OF THE PALM BEACHES INC			1	100%	1
MEMORIAL HOSPITAL OF TAMPA			1	100%	1
NEMOURS CHILDRENS PRIMARY CARE CLERMONT			1	100%	1
THE MEDICAL CENTER AT BOWLING GREEN			1	100%	1
HELIX URGENT CARE			1	100%	1
CVS / PHARMACY #10794			1	100%	1
UNIVERSITY OF IOWA HOSPITALS & CLINICS			1	100%	1

COVID-19: testing by laboratory

Data through Feb 7, 2021 verified as of Feb 8, 2021 at 09:25 AM

Data in this report are provisional and subject to change.

The numbers in the table below represent the number of Florida and non-Florida residents for whom test results were received by the Department of Health. A person can be tested by more than one laboratory and can have both positive and negative results. **Therefore, the sum of the numbers in each column will be larger than the total number of people tested.**

Reporting lab	Inconclusive	Negative	Positive	Percent positive	Total
Kroger 419 - The Little Clinic Farmington/Exeter		1			1
MEDICAL CENTER			1	100%	1
DAYTONA BEACH CENTRA CARE			1	100%	1
BAPTIST HOSPITAL LABORATORY			1	100%	1
Kroger 753 - The Little Clinic Goss Avenue		1			1
Manor Care Health Services- Wilmington			1	100%	1
FIT4LIFE MEDICAL CENTER			1	100%	1
Dulles Health and Rehab Center		1			1
MERITER LABORATORIES			1	100%	1
MISSION HOSPITAL			1	100%	1
Manor Care Health Care Services - Williamsport North		1			1
AUTUMN CARE OF STATESVILLE, LLC		1			1
Juniper Village at Bucks County		1			1
Valley Center (WV)			1	100%	1
PRIMARY CARE & PEDIATRICS - SHEPHERSTOWN		1			1
LEHIGH REGIONAL WOUND CENTER			1	100%	1
VA COMMUNITY BASED CLINIC - LAKE CITY			1	100%	1
PRIMARY AND URGENT CARE			1	100%	1
MEDCARE QUALITY MEDICAL CENTER LLC			1	100%	1
MCH PHYSICIANS GROUP			1	100%	1
GRAND VIEW HOSPITAL			1	100%	1
Orange City Nursing and Rehab Center			1	100%	1
COLLIER BLVD HMA PHYSICIANS MANAGEMENT LLC			1	100%	1
LOUISIANA STATE LAB			1	100%	1
MAYO CLINICAL LABORATORIES		1			1
ST GERARD'S COMMUNITY OF CARE		1			1
WALGREENS #01398			1	100%	1
NEW RIVER HEALTH DISTRICT			1	100%	1
CARBON HEALTH			1	100%	1
PALMETTO BAY MEDICAL CENTER			1	100%	1
TMH PHYSICIAN PARTNERS QUINCY			1	100%	1
ENCOMPASS HEALTH REHABILITATION OF ALTAMONTE			1	100%	1
PROVIDENCE ST PETER HOSPITAL		1			1
JOHN PETER SMITH HOSPITAL- OB TRIAGE			1	100%	1
KANSAS CITY VA MEDICAL CENTER			1	100%	1
WALGREEN#12147		1			1
NASSAU COUNTY HEALTH DEPARTMENT		1			1
BRANDON OUTREACH CLINIC			1	100%	1
MEDEXPRESS URGENT CARE - CONWAY		1			1
MEDEXPRESS URGENT CARE - RUSSELLVILLE, W MAIN ST		1			1
JACK M MATHENY II MD			1	100%	1
Alden North Shore			1	100%	1
SILVERMAN			1	100%	1
Hearthstone Nursing and Rehabilitation Center		1			1
ASHLEY PEDIATRICS DAY & NIGHT CLINIC			1	100%	1
KATHY L ANDERSON DO PA			1	100%	1

COVID-19: testing by laboratory

Data through Feb 7, 2021 verified as of Feb 8, 2021 at 09:25 AM

Data in this report are provisional and subject to change.

The numbers in the table below represent the number of Florida and non-Florida residents for whom test results were received by the Department of Health. A person can be tested by more than one laboratory and can have both positive and negative results. **Therefore, the sum of the numbers in each column will be larger than the total number of people tested.**

Reporting lab	Inconclusive	Negative	Positive	Percent positive	Total
BOLLES SCHOOL, THE			1	100%	1
ALLEGHENY GENERAL HOSPITAL			1	100%	1
CVS IL8750POCT CHICAGO		1			1
BAPTIST HEALTH EXPRESS CARE			1	100%	1
TREASURE COAST COMMUNITY HEALTH INC			1	100%	1
MEDEXPRESS URGENT CARE - MYLAN			1	100%	1
ABBOTT LABORATORIES - OCCUPATIONAL HEALTH SERVICES			1	100%	1
CARINGPLUS HOMECARE LLC			1	100%	1
LABTOX LABORATORIES			1	100%	1
MORGAN STANLEY HEALTH CENTER		1			1
HERNANDO COUNTY HEALTH DEPT			1	100%	1
TREASURE COAST PRIMARY CARE		1			1
MEMORIAL SATILLA HEALTH			1	100%	1
MED FIRST IMMEDIATE CARE AND FAMILY PRACTICE			1	100%	1
ENCOMPASS HEALTH REHABILITATION HOSPITAL OF MIAMI			1	100%	1
CAREHERE LLC			1	100%	1
EXCEL URGENT CARE OF NJ			1	100%	1
LOURDES URGENT CARE			1	100%	1
CVS CA9823POCT SACRAMENTO		1			1
EVENTIDE LUTHERAN HOME		1			1
UF HEALTH - WILDLIGHT			1	100%	1
PM PEDIATRICS PC			1	100%	1
PRIMACARE MEDICAL LAKEWOOD			1	100%	1
CLERMONT HEALTH DEPARTMENT			1	100%	1
THE CLINIC ON SIXTH			1	100%	1
OHIO VALLEY MANOR NURSING &		1			1
SUMMIT COUNTY PUBLIC HEALTH DEPARTMENT			1	100%	1
SPARTA HEALTH & REHAB		1			1
CONCIERGE INTERNAL MEDICINE ASSOCIATES			1	100%	1
WVU MEDICINE AT SUNCREST TOWNE CENTRE			1	100%	1
LOPEZ		1			1
Birmingham Nursing & Rehab Center		1			1
REEVES COUNTY HOSPITAL DISTRICT			1	100%	1
INDIAN RIVER CLINICAL LABORATORY, INC.		1			1
MARYLAND DEPARTMENT OF HEALTH AND MENTAL HYGIENE			1	100%	1
PANCARE HEALTH - CARR ELEM & MIDDLE SCHOOL			1	100%	1
CVS CA9803POCT RIVERSIDE		1			1
Kroger 717 - The Little Clinic Dolphin Drive			1	100%	1
HACKENSACK UNIVERSITY MEDICAL CENTER		1			1
ADVENTHEALTH MEDICAL GROUP COMMUNITY MEDICINE			1	100%	1
RM PHARMACY SERVICES INC		1			1
Essex Center for Rehabilitation and Healthcare		1			1
CONVENIENT MEDICAL AND HEALTH SERVICES			1	100%	1
LAKE PEDIATRICS			1	100%	1
CENTRAL FLORIDA INTERNAL OCCUPATIONAL AND		1			1
MEDEXPRESS URGENT CARE CHICOPEE			1	100%	1

COVID-19: testing by laboratory

Data through Feb 7, 2021 verified as of Feb 8, 2021 at 09:25 AM

Data in this report are provisional and subject to change.

The numbers in the table below represent the number of Florida and non-Florida residents for whom test results were received by the Department of Health. A person can be tested by more than one laboratory and can have both positive and negative results. **Therefore, the sum of the numbers in each column will be larger than the total number of people tested.**

Reporting lab	Inconclusive	Negative	Positive	Percent positive	Total
ARTESIAN HOME		1			1
FIRST PHYSICIANS GROUP - LORRAINE CORNERS		1			1
MORNINGSIDE NURSING AND REHABILITATION		1			1
CVS NJ715POCT WAYNE		1			1
PULMONARY MEDICINE		1			1
MOORE CLINICAL RESEARCH INC			1	100%	1
INSTANT MEDICAL CARE CENTER			1	100%	1
BEAUMONT URGENT CARE		1			1
SOUTHWOOD NURSING & RETIREMENT CENTER		1			1
Kroger 481 - The Little Clinic Houston Levee		1			1
Shelbyville Manor		1			1
PARK LANE NURSING HOME		1			1
BOULDER COMMUNITY HOSPITAL			1	100%	1
JMJ FAMILY PRACTICE			1	100%	1
PARK AVENUE PEDIATRICS PC		1			1
GARDENS AT MAPLEWOOD			1	100%	1
Signature Healthcare of Georgetown		1			1
BL DIAGNOSTICS LLC			1	100%	1
Mountain View Manor			1	100%	1
MEDCOR, INC			1	100%	1
PELICAN STATE OUTPATIENT CENTER			1	100%	1
CVS PA5890POCT MONROEVILLE			1	100%	1
CAMBRIDGE HEALTH ALLIANCE			1	100%	1
GIFFORD MEMORIAL HOSPITAL		1			1
MINUTECLINIC DIAGNOSTIC OF OHIO #5060		1			1
DIAGNOSTIC GROUP INTEGRATED HEALTHCARE			1	100%	1
CYPRESS VILLAGE REHAB CENTER		1			1
CENTRAL FLORIDA ADULT MEDICINE		1			1
TLC MEDICAL			1	100%	1
PARRISH MEDICAL GROUP			1	100%	1
UNIVERSITY OF BALTIMORE WASHINGTON MEDICAL CENTER			1	100%	1
SOUTHWOOD HEALTHCARE CENTER		1			1
BAYCARE OUTREACH LAB AT NEW TAMPA			1	100%	1
The Pines at Poughkeepsie Center for Nursing and Rehabilitation		1			1
CARESOUTH HHA HOLDINGS OF THE TREASURE COAST LLC			1	100%	1
ADVENTHEALTH MEDICAL GROUP SENIOR HEALTH AT			1	100%	1
CVS NC2771POCT CLAYTON			1	100%	1
KAISER PERMANENTE REGIONAL REFERENCE LABORATORY		1			1
Kroger 130 - The Little Clinic Colorado Springs		1			1
Kroger 673 - The Little Clinic Dallas			1	100%	1
UT HEALTH RIO GRANDE VALLEY PRIMARY CARE AT			1	100%	1
NORTH BROWARD MEDICAL CENTER			1	100%	1
AURORA HEALTH CARE METRO INC			1	100%	1
FAMILY MEDICAL CENTRE			1	100%	1
KROGER 915 - THE LITTLE CLINIC ANDERSON			1	100%	1
WillowBrooke Court at Westminster Village		1			1

COVID-19: testing by laboratory

Data through Feb 7, 2021 verified as of Feb 8, 2021 at 09:25 AM

Data in this report are provisional and subject to change.

The numbers in the table below represent the number of Florida and non-Florida residents for whom test results were received by the Department of Health. A person can be tested by more than one laboratory and can have both positive and negative results. **Therefore, the sum of the numbers in each column will be larger than the total number of people tested.**

Reporting lab	Inconclusive	Negative	Positive	Percent positive	Total
GATEWAY HEALTHCARE, PC			1	100%	1
NATION'S BEST CARE HOME HEALTH			1	100%	1
MISSOURI DEPT. OF HEALTH			1	100%	1
MEMORIALCARE LONG BEACH MEDICAL CENTER			1	100%	1
ELKHART GENERAL HOSPITAL			1	100%	1
UHS BINGHAMTON GENERAL			1	100%	1
DEVLIN MANOR NURSING AND REHABILITATION		1			1
BROOKS REHAB			1	100%	1
NORTH COUNTY MEDICAL LAB			1	100%	1
ALL CHILDRENS PEDIATRIC CLINIC			1	100%	1
Rockcastle Health and Rehab		1			1
ALIMETRIX INC		1			1
Alden Lincoln Park			1	100%	1
NORTHERN KENTUCKY HEALTH DEPARTMENT			1	100%	1
GUIDEWELL EMERGENCY MEDICINE DOCTORS LLC #33			1	100%	1
Autumn Care of Suffolk		1			1
UT MD ANDERSON CANCER CENTER-TUMOR MARKER LAB			1	100%	1
MEMORIAL HOSPITAL MIRAMAR WAIVED TESTING			1	100%	1
LAKELAND MEDICAL CENTER			1	100%	1
Peninsula Nursing and Rehabilitation Center		1			1
MEMORIAL HERMANN MEDICAL GROUP-ATASCOCITA PEDS			1	100%	1
Crowne Place Assisted Living		1			1
HAYS CLINICAL LAB			1	100%	1
DOCTORS CARE - GREER		1			1
Lynwood		1			1
ADVANCED INDIVIDUALIZED MEDICINE OF NAPLES			1	100%	1
WINTER GARDEN CHILDREN'S HEALTH CENTERS			1	100%	1
NEW SMYRNA BEACH AMBULATORY CARE CTR			1	100%	1
FAMILY PRACTICE ASSOCIATES		1			1
MINUTECLINIC DIAGNOSTIC OF NEVADA-9586			1	100%	1
CHILTON MEDICAL CENTER		1			1
CALLE OCHO DIALYSIS			1	100%	1
Waddell Nursing & Rehab Center		1			1
MODERN URGENT CARE			1	100%	1
NORTH FLORIDA CHILD DEVELOPMENT, INC			1	100%	1
CHP COVID-19 (TX)			1	100%	1
CARE STATION MEDICAL GROUP		1			1
Brookdale Southside			1	100%	1
UMMC MIDTOWN CAMPUS			1	100%	1
DE TAR HOSPITAL			1	100%	1
ST JOHNS EPISCOPAL HOSPITAL SOUTH SHORE		1			1
DIVERSE MEDICAL CARE LLC			1	100%	1
Longwood Community Living Center		1			1
KINGWOOD EMERGENCY HOSPITAL			1	100%	1
Northern Nevada State Veterans Home		1			1
The Palms Nursing and Rehabilitation		1			1

COVID-19: testing by laboratory

Data through Feb 7, 2021 verified as of Feb 8, 2021 at 09:25 AM

Data in this report are provisional and subject to change.

The numbers in the table below represent the number of Florida and non-Florida residents for whom test results were received by the Department of Health. A person can be tested by more than one laboratory and can have both positive and negative results. **Therefore, the sum of the numbers in each column will be larger than the total number of people tested.**

Reporting lab	Inconclusive	Negative	Positive	Percent positive	Total
SWIFTCARE URGENT CARE, PLLC			1	100%	1
UPMC NORTHWEST HOSPITAL			1	100%	1
ST.ELIZABETH HEALTH CENTER	1				1
ENCOMPASS HEALTH REHABILITATION			1	100%	1
Kroger 395 - The Little Clinic Blanchester		1			1
MARTIN LUTHER KING RENAL INSTITUTE			1	100%	1
CVS TX10016POCT PRINCETON		1			1
GEORGETOWN URGENT CARE			1	100%	1
MICROBIOLOGY DEPARTMENT			1	100%	1
HOUSTON DEPARTMENT OF HEALTH AND HUMAN SERVICES			1	100%	1
PCR DIAGNOSTICS			1	100%	1
MOSAIC MEDICAL CENTER MARYVILLE			1	100%	1
UMASS MEMORIAL MEDICAL CENTER, INC		1			1
Kroger 523 - The Little Clinic Dickson			1	100%	1
SKIN WELLNESS PHYSICIANS LLC		1			1
Avera Sr. James Care Center		1			1
Kroger 549 - The Little Clinic Clinton Highway		1			1
FIVE STAR PREMIER RESIDENCES OF POMPANO BEACH			1	100%	1
NAVARRO MEDICAL CENTERS LLC			1	100%	1
LOGAN COUNTY HOSPITAL			1	100%	1
WEST COAST CLINICAL LABS INC			1	100%	1
GENESIS HEALTH SYSTEM			1	100%	1
CVS OH6164POCT DELAWARE		1			1
AUGUSTA HEALTH CLINICAL LABORATORY			1	100%	1
			1	100%	1
DR JAMES D FORBES FAMILY CARE CENTER			1	100%	1
HYDE PARK MEDICAL CENTER		1			1
DOCTORS AFTER HOURS URGENT CARE CENTER			1	100%	1
Kroger 57 - The Little Clinic Jay C Charlestown		1			1
Brio of Johnston		1			1
POMPANO BEACH ARTIFICIAL KIDNEY CENTER			1	100%	1
SARNO FAMILY PRACTICE		1			1
DEVLAB, LLC			1	100%	1
EXAC CARE CROSSVILLE		1			1
PACE UNIVERSITY HEALTH CARE		1			1
1ST CHOICE URGENT CARE CENTER LLC			1	100%	1
LANGLEY DIALYSIS			1	100%	1
MINUTECLINIC, LLC #4507		1			1
UNIVERSITY URGENT CARE			1	100%	1
RIVERSIDE COUNTY PUBLIC HEALTH LABORATORY			1	100%	1
CVS IL8753POCT CHICAGO		1			1
HEARTLAND REGIONAL MEDICAL CENTER		1			1
INNOVATIVE GENOMICS, LLC			1	100%	1
DAVENPORT PEDIATRICS CLERMONT PA		1			1
WORKFORCE HEALTH DEPARTMENT			1	100%	1
THE MEDICAL CENTER			1	100%	1

COVID-19: testing by laboratory

Data through Feb 7, 2021 verified as of Feb 8, 2021 at 09:25 AM

Data in this report are provisional and subject to change.

The numbers in the table below represent the number of Florida and non-Florida residents for whom test results were received by the Department of Health. A person can be tested by more than one laboratory and can have both positive and negative results. **Therefore, the sum of the numbers in each column will be larger than the total number of people tested.**

Reporting lab	Inconclusive	Negative	Positive	Percent positive	Total
BROOKDALE FORT MYERS LAKES PARK			1	100%	1
POINTE MEDICAL SERVICES INC			1	100%	1
QUICKCARE HEALTH, INC			1	100%	1
FAMILY MEDICINE AT CELEBRATION		1			1
WARREN GENERAL HOSPITAL			1	100%	1
HEALTH CARE SERVICES LC			1	100%	1
SC-GA2018 THE RIDGE REHABILITATION & H		1			1
VANAJA SUREDDI MD PA			1	100%	1
LAKE VISTA DIALYSIS			1	100%	1
HEALTH PLUS SUNRISE MEDICAL OFFICE			1	100%	1
CURA LABORATORY SERVICES			1	100%	1
MEDEXPRESS URGENT CARE - BECKLEY		1			1
LRGHEALTHCARE		1			1
MIDDLETON PEDIATRICS			1	100%	1
BAPTIST ASI			1	100%	1
ALL CARE URGENT CARE			1	100%	1
ADVENTHEALTH IMAGING LAKE NONA			1	100%	1
LABORATORIO MEDICO CENTRAL CONDOMINO MD			1	100%	1
OMNI HEALTHCARE URGENT CARE			1	100%	1
Aspire Physical Recovery Center at Cahaba River		1			1
ELATION HEALTH		1			1
UNITYPOINT HEALTH TRINITY			1	100%	1
Kroger 825 - The Little Clinic Dorothy Lane		1			1
ODYSSEY HEALTH CARE OF MARION COUNTY LLC		1			1
COLUMBIA CREST CARE & RAHAB		1			1
UNLIMITED MEDICAL SERVICES OF FL PL DBA		1			1
ST VINCENTS OUTPATIENT IMAGING		1			1
MEDERI CARETENDERS			1	100%	1
Vi at Aventura		1			1
Kroger 968 - The Little Clinic Colerain Township		1			1
CHC SOUTHWEST FLORIDA LAB-LIVE			1	100%	1
FAST PACE URGENT CARE			1	100%	1
Courtenay Springs Village			1	100%	1
NORTHSIDE FAMILY MEDICINE AND URGENT CARE (CUMMING)		1			1
LIBERTY HEALTH CENTER			1	100%	1
MINUTECLINIC LLC (2335)		1			1
Moab Regional Hospital			1	100%	1
CLEVELAND CLINIC AKRON GENERAL			1	100%	1
CARENOW URGENT CARE - SPRING			1	100%	1
UNIVERSITY OF MIAMI PRIMARY CARE SITE UMHC 3039			1	100%	1
MERCY GENERAL HOSPITAL			1	100%	1
MERCYONE DES MOINES MEDICAL CENTER			1	100%	1
Harbert Hills Academy Nursing Home		1			1
CVS AZ7841POCT TUCSON		1			1
NONA MEDICAL ARTS		1			1
MANHATTAN COLLEGE HEALTH SERVICES		1			1

COVID-19: testing by laboratory

Data through Feb 7, 2021 verified as of Feb 8, 2021 at 09:25 AM

Data in this report are provisional and subject to change.

The numbers in the table below represent the number of Florida and non-Florida residents for whom test results were received by the Department of Health. A person can be tested by more than one laboratory and can have both positive and negative results. **Therefore, the sum of the numbers in each column will be larger than the total number of people tested.**

Reporting lab	Inconclusive	Negative	Positive	Percent positive	Total
NORTHWEST TEXAS HEALTHCARE SYSTEM,INC			1	100%	1
KENDALL PEDIATRICS PARTNERS LLC			1	100%	1
CENTRAL FL INTERNAL MEDICINE ASSOCIATES LLC		1			1
Walgreens #5914		1			1
HELEN HAYES HOSPITAL LABORATORY		1			1
HARDEE COUNTY FIRE RESCUE		1			1
CRYSTAL RIVER FIRE DEPARTMENT			1	100%	1
CVS CT1123POCT SOUTHBURY		1			1
ANDREWS INSTITUTE AMBULATORY SURGERY CENTER		1			1
Life Care Center of Auburn		1			1
Sanford Health & Rehabilitation			1	100%	1
TMH CANCER CENTER LABORATORY			1	100%	1
NORTH RIVER FAMILY HEALTH CENTER			1	100%	1
ADAMS COUNTY HEALTH DEPARTMENT			1	100%	1
EAST FL CORE LAB			1	100%	1
Holly Hill Healthcare Center			1	100%	1
VIP FAMILY PRACTICE			1	100%	1
NEWTON MEMORIAL HOSPITAL		1			1
VALLEY HOSPITAL MEDICAL CENTER		1			1
Kroger 672 - The Little Clinic Bill Kennedy & Glenwood		1			1
HOSPICE OF MARION COUNTY INC			1	100%	1
ARBOR DIAGNOSTICS, INC		1			1
LIFESPAN HEALTH - SELMER		1			1
CVS AZ9210POCT SCOTTSDALE		1			1
ROYAL OAK MEDICAL CENTER LLC DBA CHARACTER FAMILY			1	100%	1
ACCURATE HEALTH SERVICES CORP			1	100%	1
JOSHUA E CHESIR MD		1			1
DIGNITY HEALING LLC			1	100%	1
SHARON REGIONAL MEDICAL CENTER			1	100%	1
WW Chem Auto SS			1	100%	1
AESTHETIC PHYSICIANS PC			1	100%	1
BEAUFORT MEMORIAL			1	100%	1
NORTH SHORE HEMATOLOGY-ONCOLOGY ASSOCI		1			1
THE CHILDREN'S HOSPITAL OF PHILADELPHIA		1			1
ROAN MOUNTAIN MEDICAL CENTER			1	100%	1
HCR ManorCare Greentree		1			1
IZ MEDICAL		1			1
Village Crest Center for Health & Rehabilitation		1			1
URGENT CARE OF FORT LAUDERDALE INC			1	100%	1
SOMA MEDICAL CENTER PA #2 OAKLAND			1	100%	1
HEALTH AND WELLNESS URGENT CARE LLC			1	100%	1
BAPTIST HEALTH SURGERY CENTER			1	100%	1
MINNESOTA DEPARTMENT OF HEALTH LABORATORY			1	100%	1
MIAMI CEREBRAL PALSY RESIDENTIAL			1	100%	1
SUNCOAST FAMILY MEDICAL ASSOCIATES			1	100%	1
REGIONAL MED CTR BAYONET POINT			1	100%	1

COVID-19: testing by laboratory

Data through Feb 7, 2021 verified as of Feb 8, 2021 at 09:25 AM

Data in this report are provisional and subject to change.

The numbers in the table below represent the number of Florida and non-Florida residents for whom test results were received by the Department of Health. A person can be tested by more than one laboratory and can have both positive and negative results. **Therefore, the sum of the numbers in each column will be larger than the total number of people tested.**

Reporting lab	Inconclusive	Negative	Positive	Percent positive	Total
CARESPOT - OCOEE			1	100%	1
EXPRESS PHARMACY INC		1			1
ISLANDS ASSISTED LIVING FACILITY,THE			1	100%	1
SHANNON MEDICAL CENTER			1	100%	1
LAKELAND REGIONAL HEALTH GRASSLANDS		1			1
MEDICAL ASSOCIATES OF PINELLAS - LAB			1	100%	1
Tremont Health & Rehabilitation Center		1			1
ADVENT HEALTH - OWASA			1	100%	1
VERITAS GENETICS, INC.			1	100%	1
PINELLAS CHD - CLEARWATER			1	100%	1
LAB PLUS, LLC			1	100%	1
UMASS MEMORIAL/MARLBORO HOSPITAL			1	100%	1
MEDPOST - NORTH DALLAS			1	100%	1
BROOKDALE PALM BEACH GARDENS			1	100%	1
CVS PA6902POCT BRYN MAWR		1			1
SUPERKIDS PEDIATRICS			1	100%	1
WOODHILLS LABS			1	100%	1
CVS CA9606POCT TEMECULA		1			1
HEALTH EXPRESS		1			1
NF Escambia, LLC DBA Olive BranchHealth and Rehabilitaion Center			1	100%	1
ADVANCED CARDIOVASCULAR DIAGNOSTICS OF FL			1	100%	1
Imperial Healthcare Centre			1	100%	1
CVS CA9721POCT ARCADIA		1			1
SAINT JOSEPHS HOSPITAL OF ATLANTA			1	100%	1
CHILDREN'S MEMORIAL HOSPITAL			1	100%	1
HEALTH MED HOME CARE, LLC		1			1
Kroger 682 - The Little Clinic New Holland Market			1	100%	1
QUEST INC			1	100%	1
ST CATHERINE HOSPITAL LABORATORY			1	100%	1
PREMIER MOBILE HEALTH SERVICES, LLC			1	100%	1
GEORGE WASHINGTON UNIVERSITY HOSPITAL			1	100%	1
DORA HOME CARE			1	100%	1
WINTER PARK MEMORIAL HOSPITAL LABORATORY		1			1
FLAGLER CARE CENTER			1	100%	1
NIBHA MEDIRATTA MD PL			1	100%	1
NHC HealthCare St. Charles		1			1
San Antonio Residence and Rehabilitation Center		1			1
LABORATORIO BUENA SALUD			1	100%	1
BUFFALO VAMC			1	100%	1
FAU MEMORY & WELLNESS CENTER			1	100%	1
CVS IL5797POCT CAROL STREAM		1			1
SELECT MEDICAL CLINIC			1	100%	1
Kroger 687 - The Little Clinic Sugar Hill			1	100%	1
SHAH			1	100%	1
LEXINGTON HOSPITAL CORPORATION			1	100%	1
CONWAY - SHERWOOD URGENT CARE			1	100%	1

COVID-19: testing by laboratory

Data through Feb 7, 2021 verified as of Feb 8, 2021 at 09:25 AM

Data in this report are provisional and subject to change.

The numbers in the table below represent the number of Florida and non-Florida residents for whom test results were received by the Department of Health. A person can be tested by more than one laboratory and can have both positive and negative results. **Therefore, the sum of the numbers in each column will be larger than the total number of people tested.**

Reporting lab	Inconclusive	Negative	Positive	Percent positive	Total
ST JOHN'S HOME CARE			1	100%	1
ROSE MEDICAL CENTER LAB			1	100%	1
RAMBAM URGENT CARE			1	100%	1
HOLSTON MEDICAL GROUP		1			1
STATE OF CALIFORNIA DOH SERVICES			1	100%	1
UUHC - REDSTONE HEALTH CENTER LABORATORY			1	100%	1
RABI SINHA, MD		1			1
CROSSROADS URGENT CARE PLLC		1			1
EASTMAN HEALTHCARE & REHAB		1			1
CLUB HEALTH AND REHABILITATION CENTER, THE		1			1
PROGRESSIVE MEDICAL RESEARCH			1	100%	1
CARENOW LAKE WORTH			1	100%	1
BEAUMONT HOSPITAL, GROSSE POINTE			1	100%	1
CVS IN6608POCT NEW PALESTINE			1	100%	1
Redwood Springs Healthcare			1	100%	1
CVS SC5479POCT INDIAN LAND		1			1
CVS PA1074POCT KENNETT SQUARE		1			1
HAMILTON CI MAIN UNIT ANNEX/ WORK CAMP			1	100%	1
Monument Health Custer Care Center		1			1
ADVANCED URGENT CARE PLLC		1			1
BROOKDALE AVONDALE (BU 04360)			1	100%	1
OUCH URGENT CARE			1	100%	1
ADVENTHEALTH MEDICAL GROUP UROLOGY AT EAST ORLANDO		1			1
TWIN			1	100%	1
PINEBROOK CARE AND REHABILITATION CENTER			1	100%	1
OPTUM MEDICAL CLINIC IN ROCKRIMMON			1	100%	1
PALMA CEIA MED GROUP-SWANN		1			1
TITUSVILLE CENTER FOR SURGICAL EXCELLENCE LLC		1			1
GREYSTONE HOME HEALTH OF GREATER ORLANDO LLC		1			1
FLORIDA KEYS PED AND ADOLES CTR			1	100%	1
GENESIS MICROBIOLOGY LAB		1			1
ARNOLD PALMER HOSPITAL LAB POCT		1			1
SOUTHERN HILLS MEDICAL CENTER			1	100%	1
CTMD MEDICAL CENTER, PA			1	100%	1
Metairie Healthcare Center			1	100%	1
BASCOM PALMER-MICRO LAB			1	100%	1
FLORIDA MEDICAL CENTER			1	100%	1
ATHENA PLASTIC SURGERY		1			1
MEDEXPRESS URGENT CARE - TOPEKA, SW WANAMAKER RD		1			1
BICKERTON, DAWN		1			1
HARTFORD HEALTH CARE & REHABILITATION			1	100%	1
ST. JOHN HOSPITAL & MEDICAL CENTER			1	100%	1
KIOSK MEDICINE OF KENTUCKY LLC		1			1
GOSHEN MEDICAL CENTER			1	100%	1
MANOR CARE OF DELRAY BEACH FL LLC		1			1
HILTON HEAD HOSPITAL/INPATIENT			1	100%	1

COVID-19: testing by laboratory

Data through Feb 7, 2021 verified as of Feb 8, 2021 at 09:25 AM

Data in this report are provisional and subject to change.

The numbers in the table below represent the number of Florida and non-Florida residents for whom test results were received by the Department of Health. A person can be tested by more than one laboratory and can have both positive and negative results. **Therefore, the sum of the numbers in each column will be larger than the total number of people tested.**

Reporting lab	Inconclusive	Negative	Positive	Percent positive	Total
IVY ROSEN MD PLLC		1			1
PINEVILLE PHARMACY			1	100%	1
SACRED HEART HOSPITAL NURSING			1	100%	1
Advanced Rehabilitation of Vernon		1			1
ATLANTIS VISION CENTER			1	100%	1
SPHERE DX			1	100%	1
BAYLOR SCOTT & WHITE ALL SAINTS MEDICAL CENTER FT			1	100%	1
WELLMED AT FORT PIERCE		1			1
QLABS			1	100%	1
SOUTH FLORIDA RESEARCH ORGANIZATION			1	100%	1
ALPHA CLINICAL LABORATORY CORP.			1	100%	1
MISSOURI DEPARTMENT OF HEALTH AND SENIOR SERVICES - STATE PH LAB		1			1
TRUMAN MEDICAL CENTER - HOSPITAL HILL			1	100%	1
FLORIDA STATE UNIVERSITY HEALTH SERVICES			1	100%	1
EAST COAST INSTITUTE FOR RESEARCH LLC			1	100%	1
CENTRAL TX URGENT CARE			1	100%	1
NORTH SHORE HEMATOLOGY-ONCOLOGY ASSOCIATES		1			1
LEE MEMORIAL HOSPITAL OUTPATIENT SURGERY CENTER			1	100%	1
MISSION HOSPITAL - MEMORIAL CAMPUS			1	100%	1
BIODORON LABORATORIES			1	100%	1
MINUTECLINIC DIAGNOSTICS OF OKLAHOMA		1			1
CONCORDIA MANOR			1	100%	1
Kroger 532 - The Little Clinic Murfreesboro		1			1
SOUTHEASTERN INTEGRATED MEDICAL PL			1	100%	1
Excel Care Center			1	100%	1
SIGNATURE CARE MEMORIAL CITY			1	100%	1
CENTRAL TX MEDICAL CENTER - LAB			1	100%	1
MYCLINIC, INC			1	100%	1
NULEASE MEDICAL SOLUTIONS			1	100%	1
ENZO LABS INC			1	100%	1
CVS PA1296POCT DREXEL HILL		1			1
MED BAR LLC		1			1
CENTRAL FLORIDA HOSPITALIST			1	100%	1
CFCH - FROSTPROOF			1	100%	1
TANGLEWOOD MANOR		1			1
Brynwood Health & Rehabilitation Center			1	100%	1
WATERTOWN URGENT CARE		1			1
BLACKBERRY CENTER, THE		1			1
SAN JOSE CLINIC		1			1
COBLESKILL REGIONAL HOSPITAL		1			1
DEBORAH HEART AND LUNG CENTER		1			1
PHYSICIANS PREMIER			1	100%	1
Kroger 907 - The Little Clinic Holland		1			1
YOUTH HEALTH CENTER OF HUNTINGTON		1			1
Summit Medical Group Morristown Oncology		1			1
HALIFAX HEALTH PRIMARY CARE ORMOND			1	100%	1

COVID-19: testing by laboratory

Data through Feb 7, 2021 verified as of Feb 8, 2021 at 09:25 AM

Data in this report are provisional and subject to change.

The numbers in the table below represent the number of Florida and non-Florida residents for whom test results were received by the Department of Health. A person can be tested by more than one laboratory and can have both positive and negative results. **Therefore, the sum of the numbers in each column will be larger than the total number of people tested.**

Reporting lab	Inconclusive	Negative	Positive	Percent positive	Total
IM&P WELLNES CENTER			1	100%	1
DEPARTMENT OF HEALTH SERVICES			1	100%	1
PRINCIPLE DIAGNOSTICS LLC			1	100%	1
LOUNDY		1			1
BRIDGEWATER PARK ASSISTED LIVING LLC			1	100%	1
FHPG SURGICAL ASSOCIATES OF EAST PASCO			1	100%	1
NEMOURS CHILDREN'S PRIMARY CARE			1	100%	1
BIOMERIEUX			1	100%	1
AURORA MEDICAL CENTER-KENOSHA			1	100%	1
AVERA ST. MARY'S HOSPITAL			1	100%	1
CLARKSVILLE HEALTH SYSTEM			1	100%	1
BROADWAY HEALTH FLORIDA MEDICAL CLINIC URGENT CARE			1	100%	1
WASHINGTONVILLE PHARMACY INC		1			1
CVS AZ5026POCT MESA		1			1
UNIVERSITY OF NORTH CAROLINA HOSPITALS			1	100%	1
CONSULATE HEALTH CARE OF VERO BEACH			1	100%	1
CLIFTON-FINE HOSPITAL LABORATORY		1			1
Walgreens #5421		1			1
TITUSVILLE REHABILITATION AND NURSING CENTER		1			1
CVS OH3301POCT WOODMERE		1			1
RIVERSIDE REGIONAL MED CENTER			1	100%	1
DAVENPORT PEDIATRICS PA			1	100%	1
CVS CA9715POCT THOUSAND OAKS		1			1
THEDACARE FAMILY MEDICINE GATEWAY			1	100%	1
MEDICAL CITY NORTH HILLS			1	100%	1
GILBERT MEDICAL GROUP			1	100%	1
ACCESS FAMILY CARE LLC			1	100%	1
Bolingreen Health and Rehabilitation		1			1
SOLARIS HEALTHCARE PLANT CITY		1			1
THOMAS HOSPITAL			1	100%	1
PRISMA HEALTH TUOMEY LABORATORY			1	100%	1
CHI ST. LUKE'S HEALTH BCM MEDICAL CENTER			1	100%	1
CVS GA7064POCT STOCKBRIDGE		1			1
PAUL C SCHWARTZ & MELVIN L WEIDMAN		1			1
FLORIDA CLINICAL LABORATORY INC DBA			1	100%	1
HIBISCUS COURT			1	100%	1
CVS TX8321POCT MCKINNEY		1			1
SANTA MONICA CA-UCLA MC			1	100%	1
PARKRIDGE MEDICAL CENTER			1	100%	1
BAYCARE OUTREACH LAB WH SOUTH			1	100%	1
MINUTE CLINIC DIAGNOSTIC PA			1	100%	1
West Bay of Tampa Center			1	100%	1
TILLAMOOK COUNTY GENERAL HOSPITAL LAB		1			1
ORLANDO HEALTH MEDICAL GROUP			1	100%	1
MEDIPLUS CLINIC, INC			1	100%	1
Villa Maria			1	100%	1

COVID-19: testing by laboratory

Data through Feb 7, 2021 verified as of Feb 8, 2021 at 09:25 AM

Data in this report are provisional and subject to change.

The numbers in the table below represent the number of Florida and non-Florida residents for whom test results were received by the Department of Health. A person can be tested by more than one laboratory and can have both positive and negative results. **Therefore, the sum of the numbers in each column will be larger than the total number of people tested.**

Reporting lab	Inconclusive	Negative	Positive	Percent positive	Total
CARENOW MIDTOWN			1	100%	1
HALIFAX HEALTH PRIMARY CARE			1	100%	1
FORT LOUDOUN PRIMARY CARE		1			1
UHEALTH CARDIOLOGY			1	100%	1
BARRINGTON TERRACE NAPLES			1	100%	1
SPRINGBROOK HOSPITAL			1	100%	1
CLINICAL TRIALS OF TAMPA LLC		1			1
IVY CREEK HEALTHCARE & WELLNESS CENTRE			1	100%	1
HELIX BIOMEDICS LLC			1	100%	1
LSU MEDICAL CENTER			1	100%	1
TRIPLE O MEDICAL SERVICES INC			1	100%	1
RICHICHI FAMILY HEALTH			1	100%	1
CVS SC7567POCT BOILING SPRINGS			1	100%	1
LANCASHIRE HALL NURSING AND REHABILITATION CENTER		1			1
MOBILE INFIRMARY MEDICAL CENTER			1	100%	1
ADVENTHEALTH MEDICAL GROUP OBSTETRICS			1	100%	1
DAUGHTERS OF SARAH NURSING CENTER		1			1
Kroger - KRO70600172		1			1
SUSAN F. WILLIAMS M.D., P.A.			1	100%	1
ASHLEY PEDICATRICS DAY AND NIGHT CLINIC			1	100%	1
WINCHESTER HOSPITAL			1	100%	1
MEDICAL LIFE-INC GUIDEWELL EMERGENCY MEDICINE			1	100%	1
JMC TALLAHASSEE, LLC			1	100%	1
NANCY M WORTHINGTON MD PA			1	100%	1
ESOTERIC LAB			1	100%	1
Cooperstown Center for Nursing and Rehabilitation		1			1
MED TECH CLINICAL LABORATORY		1			1
NEW YORK PRESBYTERIAN HOSPITAL			1	100%	1
Kroger 923 - The Little Clinic Centerville		1			1
TMH PHYSICIAN PARTNERS			1	100%	1
Remarkable Healthcare Dallas			1	100%	1
ADVANTA LABS, LLC		1			1
MINUTECLINIC # 21110			1	100%	1
DECATUR MORGAN HOSPITAL - DECATUR GENE		1			1
NORTHEAST TEXAS DIALYSIS		1			1
BROOKDALE PALM COAST		1			1
PENSACOLA PATHOLOGY		1			1
Lenbrook		1			1
WELLPATH			1	100%	1
PENINSULA REGIONAL MED CTR LAB			1	100%	1
BLACKBAG DIGITAL HEALTH LLC		1			1
Garden View Care Center at Dougherty Ferry		1			1
Bay View Nursing and Rehabilitation Center			1	100%	1
WINDSOR MANOR			1	100%	1
THE NEW JEWISH HOME		1			1
Kroger 339 - The Little Clinic Highlands - Bardstown Road		1			1

COVID-19: testing by laboratory

Data through Feb 7, 2021 verified as of Feb 8, 2021 at 09:25 AM

Data in this report are provisional and subject to change.

The numbers in the table below represent the number of Florida and non-Florida residents for whom test results were received by the Department of Health. A person can be tested by more than one laboratory and can have both positive and negative results. **Therefore, the sum of the numbers in each column will be larger than the total number of people tested.**

Reporting lab	Inconclusive	Negative	Positive	Percent positive	Total
CAREFIRST URGENT CARE - BEECHMONT			1	100%	1
CVS OH4301POCT NORTHFIELD		1			1
CVS IL2297144CV CHICAGO		1			1
HAWAII DEPARTMENT OF HEALTH LAB			1	100%	1
FREDERICK MEMORIAL HOSPITAL			1	100%	1
SOUTH FLORIDA URGENT CARE CENTERS, LLC			1	100%	1
OAKMONT WEST- GREENVILLE SC		1			1
SOUTHERN FAMILY HEALTH			1	100%	1
MOBILE MEDICAL CLINIC			1	100%	1
JPS HEALTH CENTER AT TRUE WORTH PLACE			1	100%	1
Bayou Vista Community Care Center			1	100%	1
Southwest Louisiana Veterans Home			1	100%	1
Kroger 410 - The Little Clinic Trinity		1			1
FELD ENTERTAINMENT			1	100%	1
METROWEST MEDICAL CENTER - FRAMINGHAM			1	100%	1
ANY LAB TEST FAST CORP			1	100%	1
Allen Health and Rehabilitation		1			1
SUNSHINE STATE DIALYSIS			1	100%	1
INNOVATIVE CARE II LLC			1	100%	1
ST LUKES SURGICAL AT THE VILLAGES INC			1	100%	1
FLORIDA HOSPITAL ORMOND BEACH			1	100%	1
Bon Secours Place			1	100%	1
HERNANDO CHILDREN'S			1	100%	1
ELDER ALTERNATIVES INC			1	100%	1
MEDICAL CITY DENTON			1	100%	1
SONORAN DESERT PATHOLOGY			1	100%	1
Seal Rock Healthcare		1			1
PALM COAST DIALYSIS		1			1
UNIVERSITY OF TEXAS AT EL PASO, THE			1	100%	1
LEGACY ER AND URGENT CARE			1	100%	1
PALM BEACH COUNTY HEALTH DEPT.			1	100%	1
AVALON MEDICAL GROUP			1	100%	1
FASTMED URGENT CARE			1	100%	1
ATMORE COMMUNITY HOSPITAL			1	100%	1
FLORIDA DIGESTIVE AND LIVER SPECIALISTS			1	100%	1
ORLANDO HEALTH PHYSICIAN GROUP INC			1	100%	1
CHILDRENS SPECIALIST PEDIATRIC PULMMOLOGY &			1	100%	1
ST JOHN'S RIVERSIDE HOSPITAL		1			1
HAWKEYE CARE CENTER DUBUQUE		1			1
VAULT MEDICAL SERVICES			1	100%	1
ORMOND MEDICAL ARTS FAMILY PRACTICE PL			1	100%	1
PASCO COUNTY HEALTH DEPARTMENT			1	100%	1
ALTA BATES SUMMIT MEDICAL CENTER CLINICAL LAB			1	100%	1
IVAN, MAYA			1	100%	1
LAKE COMMUNITY ACTION AGENCY		1			1
RHODE ISLAND DEPARTMENT OF HEALTH LABORATORIES			1	100%	1

COVID-19: testing by laboratory

Data through Feb 7, 2021 verified as of Feb 8, 2021 at 09:25 AM

Data in this report are provisional and subject to change.

The numbers in the table below represent the number of Florida and non-Florida residents for whom test results were received by the Department of Health. A person can be tested by more than one laboratory and can have both positive and negative results. **Therefore, the sum of the numbers in each column will be larger than the total number of people tested.**

Reporting lab	Inconclusive	Negative	Positive	Percent positive	Total
CVS TX7162POCT HOUSTON		1			1
CAROMONT HEALTH			1	100%	1
HENRICO DOCTOR'S LABORATORY			1	100%	1
Kroger 550 - The Little Clinic Bellevue		1			1
CVS TX1057POCT SAN ANTONIO		1			1
MAYO MEDICAL LABORATORIES			1	100%	1
ORMOND BEACH DIALYSIS			1	100%	1
SAINT JOSEPH'S HOSPITAL AND MEDICAL CENTER		1			1
BROOKDALE FORT WALTON BEACH			1	100%	1
MINUTECLINIC DIAGNOSTIC OF NH, LLC (CL		1			1
Kroger 086 - The Little Clinic Broomfield-Sheridan		1			1
DUKE UNIVERSITY POINT OF CARE TESTING PROGRAM			1	100%	1
IMMY LABS			1	100%	1
HIGHLAND PARK LAKEWOOD PRESTON HOLLOW			1	100%	1
Medicalodges Neosho			1	100%	1
Vibralfie of El Paso Rehabilitation Center			1	100%	1
ABSOLUTE QUICK CARE			1	100%	1
PARTNERS IN PRIMARY CARE		1			1
MAINE CENTER FOR DISEASE CONTROL AND PREVENTION			1	100%	1
OCEAN MEDICAL CENTER		1			1
OCALA REGIONAL KIDNEY CENTER EAST			1	100%	1
SPECIALTY DRUG TESTING			1	100%	1
MT CARMEL PHARMACY INC		1			1
WALGREENS #15291		1			1
TITUSVILLE TOWERS ASSISTED LIVING		1			1
HOWELL BRANCH COURT			1	100%	1
TRAVIS LEE THOMPSON MD			1	100%	1
Sevierville Health and Rehabilitation		1			1
Broomall Manor		1			1
GREATER TAMPA AT HOME			1	100%	1
LAKE SUCCESS EXTENDED CARE		1			1
Gulf Coast health and Rehabilitation, LLC		1			1
CHAMBREL AT PINECASTLE			1	100%	1
ELLIS HOSPITAL URGENT CARE CENTER LAB		1			1
LAREDO EMERGENCY ROOM			1	100%	1
SUTTER GOULD MEDICAL FOUNDATION			1	100%	1
SOUTH TEXAS HEALTH SYSTEM ER - WARE ROAD			1	100%	1
MEDEXPRESS URGENT CARE - DANVILLE		1			1
LARKIN COMMUNITY HOSPITAL PALM SPRINGS CAMPUS			1	100%	1
CVS RI326POCT NORTH SMITHFIELD		1			1
JFK INTERNAL MEDICINE FACULTY PRACTICE			1	100%	1
SOWAL HEALTH & DRUG			1	100%	1
SV MOBILE HEALTH			1	100%	1
PALOMAR MEDICAL CENTER			1	100%	1
CVS IN6559POCT AVON		1			1
CHRISTIANA HOSPITAL		1			1

COVID-19: testing by laboratory

Data through Feb 7, 2021 verified as of Feb 8, 2021 at 09:25 AM

Data in this report are provisional and subject to change.

The numbers in the table below represent the number of Florida and non-Florida residents for whom test results were received by the Department of Health. A person can be tested by more than one laboratory and can have both positive and negative results. **Therefore, the sum of the numbers in each column will be larger than the total number of people tested.**

Reporting lab	Inconclusive	Negative	Positive	Percent positive	Total
NEW ERA HEALTH CENTER INC		1			1
Lemont Nursing and Rehab Center			1	100%	1
Riviera Health Resort		1			1
SUNCOAST RESEARCH GROUP LLC			1	100%	1
Village Green Health & Rehabilitation		1			1
Livingston County Center for Nursing and Rehabilitation		1			1
ROSE HAVEN NURSING CENTER		1			1
DONALSONVILLE HOSPITAL			1	100%	1
TARRYTOWN PHARMACY			1	100%	1
SIPERSTEIN DERMATOLOGY LLC			1	100%	1
WAKULLA URGENT CARE & DIAGNOSTIC			1	100%	1
DILELLA			1	100%	1
MAHONEY PEDIATRICS PA			1	100%	1
Kroger 379 - The Little Clinic Stony Brook		1			1
CVS MD1515POCT LEONARDTOWN		1			1
Kroger 524 - The Little Clinic Iron Bridge Road		1			1
SUMMIT LABORATORY			1	100%	1
VA ST LOUIS HEALTH CARE SYSTEM			1	100%	1
EVENING PEDIATRICS INC			1	100%	1
CALIFORNIA PUBLIC HEALTH LABORATORY			1	100%	1
Kroger 522 - The Little Clinic Gahanna		1			1
CVS TN7144POCT BARTLETT		1			1
BAXTER REGIONAL MEDICAL CENTER			1	100%	1
PARK AVENUE DERMATOLOGY NORTH			1	100%	1
COMMUNITY MEDICAL CARE			1	100%	1
Walgreens #11724		1			1
RAYMOND F CARON MD			1	100%	1
SAINT ALPHONSUS REGIONAL MEDICAL CENTER			1	100%	1
CARENOW-MONTGOMERY			1	100%	1
DOCTOR TODAY URGENT CARE			1	100%	1
A.G. Rhodes		1			1
ST. PETERSBURG PEDIATRICS-SEMINOLE			1	100%	1
WESLEY MEDICAL CENTER			1	100%	1
PALMETTO PRIMARY CARE PHYSICIANS			1	100%	1
COMMUNITY HEALTH CENTERS OF PINELLAS, INC			1	100%	1
PUBLIX PHARMACY #0332		1			1
Diversicare of Smyrna		1			1
Kroger 531 - The Little Clinic Waterville		1			1
URGENT CARE OF COASTAL GEORGIA			1	100%	1
WALGREENS #06025		1			1
ROCKLEDGE HEALTH & REHABILITATION CENTER			1	100%	1
University Plaza Rehabilitation and Nursing			1	100%	1
CAH ACQUISITION COMPANY 11 LLC			1	100%	1
DAYTONA BEACH HEALTH AND REHAB CENTER		1			1
BETHESDA HEALTH PHYSICIANS GROUP		1			1
OAK HAVEN REHAB AND NURSING CENTER			1	100%	1

COVID-19: testing by laboratory

Data through Feb 7, 2021 verified as of Feb 8, 2021 at 09:25 AM

Data in this report are provisional and subject to change.

The numbers in the table below represent the number of Florida and non-Florida residents for whom test results were received by the Department of Health. A person can be tested by more than one laboratory and can have both positive and negative results. **Therefore, the sum of the numbers in each column will be larger than the total number of people tested.**

Reporting lab	Inconclusive	Negative	Positive	Percent positive	Total
HENRY FORD WEST BLOOMFIELD HOSPITAL			1	100%	1
KIDS CARE PEDIATRICS PA			1	100%	1
MAYO CLINIC OUTPATIENT DIALYSIS CENTER			1	100%	1
GIBSON AREA PRIMARY CARE			1	100%	1
PEDIATRIC PARTNERS			1	100%	1
NEW YORK CITY DEPARTMENT OF HEALTH			1	100%	1
PEDIATRIC URGENT CARE CENTR OF FORT WORTH-LA GRAN			1	100%	1
DIXITKUMAR N MODI MD PA			1	100%	1
WESTEX URGENT CARE, PLLC			1	100%	1
UNIVERSITY OF SOUTH FLORIDA			1	100%	1
MEDEX CLINIC LLC			1	100%	1
RAPID CITY REGIONAL HOSPITAL -579 ATTN. LABORATORY		1			1
CVS SC2250POCT COLUMBIA		1			1
Miller Health Care Center			1	100%	1
NHC Chattanooga			1	100%	1
HAPPY KIDZ PEDIATRICS PL			1	100%	1
LADY OF THE SEA HOSPITAL LAB			1	100%	1
RIDGEFIELD PEDIATRIC ASSOCIATES		1			1
OHIOHEALTH URGENT CARE			1	100%	1
HENRY FORD HOSPITAL			1	100%	1
BAYMEADOWS PEDIATRIC CARE		1			1
MT SINA1 HOSPICE			1	100%	1
PREMIER PEDIATRICS			1	100%	1
WOOD COUNTY HEALTH DEPARTMENT			1	100%	1
MEDERI CARETENDERS VS OF SE FL LLC DBA			1	100%	1
MOUNT SINAI COMPREHENSIVE CANCER CENTER			1	100%	1
BNJ		1			1
SELF REGIONAL HEALTHCARE			1	100%	1
DW MCMILLAN MEMORIAL HOSPITAL LABORATORY			1	100%	1
COMMONWEALTH OF VIRGINIA DIVISION OF CONSOLIDATED LABORATORY SERVICES			1	100%	1
ST. LUKES HOSPITAL			1	100%	1
MEDICAL CLINIC OF HOUSTON			1	100%	1
MEDEXPRESS URGENT CARE - DERBY N ROCK		1			1
NORTHSIDE FAMILY MEDICINE AND URGENT CARE (HOLLY SPRINGS)		1			1
AFTER HOURS CLINIC			1	100%	1
SISTERS MISSION			1	100%	1
CVS AZ5892POCT LAWEEN		1			1
NEW MILFORD HOSPITAL			1	100%	1
SAINT PETE MRI			1	100%	1
DEPT OF VA MEDICAL CENTER - MIAMI			1	100%	1
UF HEALTH THE VILLAGES			1	100%	1
DEACONESS URGENT CARE CENTER			1	100%	1
ASCENSION ST VINCENT'S - WESTSIDE			1	100%	1
MED CHOICE CENTER OF NORTH MIAMI			1	100%	1
AUTUMN HOUSE			1	100%	1
CARTERSVILLE MEDICAL CENTER			1	100%	1

COVID-19: testing by laboratory

Data through Feb 7, 2021 verified as of Feb 8, 2021 at 09:25 AM

Data in this report are provisional and subject to change.

The numbers in the table below represent the number of Florida and non-Florida residents for whom test results were received by the Department of Health. A person can be tested by more than one laboratory and can have both positive and negative results. **Therefore, the sum of the numbers in each column will be larger than the total number of people tested.**

Reporting lab	Inconclusive	Negative	Positive	Percent positive	Total
WELLCARE URGENT CARE			1	100%	1
Fulton County Medical Center Long Term Care			1	100%	1
INTERMOUNTAIN HEALTHCARE LABORATORY SERVICES			1	100%	1
SOUTHERN WINDS			1	100%	1
Kroger 518 - The Little Clinic Hermitage		1			1
CORPUS CHRISTI MEDICAL CENTER			1	100%	1
SUNCOAST COMMUNITY HEALTH CENTERS INC		1			1
LOWER KEYS COMMUNITY HEALTH CENTER			1	100%	1
MIL LAKE HEALTHCARE CENTER INC PEDIATRICS			1	100%	1
LAKE MARY OPTUM FLORIDA			1	100%	1
Kroger 49 - The Little Clinic Wichita - 21st St.			1	100%	1
PRIMEX CLINICAL LABORATORIES INC			1	100%	1
NSPIRE HEALTHCARE PLANTATION			1	100%	1
ADVANCED LABORATORY SERVICES			1	100%	1
ADVANCED RESEARCH AND DIAGNOSTIC LABORATORY UNIVERSITY OF MINNESOTA			1	100%	1
CERMAK HEALTH SERVICES			1	100%	1
ROYAL PALM PEDIATRICS			1	100%	1
MEDEXPRESS URGENT CARE - WESTFIELD, E MAIN ST			1	100%	1
JACKSONVILLE VA OPC			1	100%	1
FLAGLER COUNTY BOARD OF COUNTY COMMISSIONERS			1	100%	1
Baypoint Healthcare Center			1	100%	1
FOUNDATION LABORATORY			1	100%	1
MARTIN MEM FAMILY CARE AT ST LUCIE W			1	100%	1
FIRST CARE WALK IN CLINIC LLC			1	100%	1
KENNEDY BOULEVARD DIALYSIS			1	100%	1
LITTLE COMPANY OF MARY HOSPITAL			1	100%	1
Chateau Living Center			1	100%	1
PRACTITIONERS IN MOTION			1	100%	1
RAJ K PAI MD PA			1	100%	1
CAREHERE HUDSON BAY			1	100%	1
MORSELIFE HOME CARE INC			1	100%	1
HEALTH FIRST HOME CARE		1			1
BASCOM PALMER EYE INSTITUTE			1	100%	1
Community Care Center of Heritage House, LLC			1	100%	1
ROBERTS WESLEYAN COLLEGE HEALTH CENTE		1			1
ARIZA WELLNESS CARE LLC			1	100%	1
Sunnybrook Rehabilitation Center			1	100%	1
FLORHAM PARK ENDOSCOPY CENTER		1			1
LAMARQUE DIALYSIS			1	100%	1
BRIAN C GRINER MD LLC			1	100%	1
ASHLEY CLINICAL DIAGNOSTIC LABORATORY			1	100%	1
CVS OH4300POCT STRONGSVILLE		1			1
CENTRAL JERSEY URGENT CARE		1			1
Rehab Select of Talladega		1			1
WY RETIREMENT CENTER		1			1
EILEEN TURBESSI MD PA		1			1

COVID-19: testing by laboratory

Data through Feb 7, 2021 verified as of Feb 8, 2021 at 09:25 AM

Data in this report are provisional and subject to change.

The numbers in the table below represent the number of Florida and non-Florida residents for whom test results were received by the Department of Health. A person can be tested by more than one laboratory and can have both positive and negative results. **Therefore, the sum of the numbers in each column will be larger than the total number of people tested.**

Reporting lab	Inconclusive	Negative	Positive	Percent positive	Total
ONPOINT URGENT CARE			1	100%	1
YOUR HEALTH PEDIATRICS INC			1	100%	1
Garden Villa Bedford		1			1
EXPRESS LAB LIVINGSTON			1	100%	1
CVS TX3292POCT WYLIE		1			1
Manassas Health & Rehab			1	100%	1
BEAUMONT REFERENCE LABORATORY			1	100%	1
15 TO KNOW			1	100%	1
Niles Nursing and Rehab. Center		1			1
ADVANCE MD CARE			1	100%	1
COSTCO PHARMACY #1023			1	100%	1
STANLY REGIONAL MEDICAL CENTER			1	100%	1
Good Samaritan Society - Albion		1			1
URGENT TEAM MANAGEMENT OF TENNESSEE, L			1	100%	1
CVS MA2297677CV BOSTON		1			1
GENESIS HOME HEALTH CARE SERVICES OF			1	100%	1
MEDEXPRESS URGENT CARE - ANDERSON		1			1
MOSOLF PEDIATRICS PA			1	100%	1
LAB PLUS, LLC AT ASCENSION SAINT THOMA		1			1
SUMMERFIELD PAIN MANAGEMENT			1	100%	1
ST MICHAEL'S ELITE MEDICAL HOSPITAL			1	100%	1
FRASER MEMORIAL HOSPITAL			1	100%	1
PRIMARY CARE GROUP LLC		1			1
LAKE REGIONAL HEALTH			1	100%	1
Kroger 409 - The Little Clinic Hebron Marketplace			1	100%	1
AZALEALAND NURSING HOME		1			1
PROGENESIS INC			1	100%	1
CHATEAU MADELEINE - SENIOR LIVING & MEMORY CARE			1	100%	1
NORTHEAST FLORIDA HEALTH SERVICES			1	100%	1
Ravenwood Speciality Care		1			1
The Carrington		1			1
UT HEALTH RGV CLINICAL LABORATORY			1	100%	1
Country View of Sunbury			1	100%	1
Kroger 895 - The Little Clinic Green Hills		1			1
MINUTE CLINIC DIAGNOSTICS OF IN, LLC #6252		1			1
CVS CT288POCT BRISTOL		1			1
HARDIN MEMORIAL HOSPITAL - HEARTLAND PATHOLOGY CONSULTANTS			1	100%	1
SHAMRA MEDICAL LABORATORY			1	100%	1
SKY RIDGE MEDICAL CENTER - MICRO			1	100%	1
Hillside Manor Rehabilitation and Extended Care Center		1			1
ALLEGANY COUNTY DEPARTMENT OF HEALTH		1			1
ATLANTIC DIAGNOSTICS			1	100%	1
SIGNATURE CARE COLLEGE STATION			1	100%	1
STAMFORD HOSPITAL			1	100%	1
CENTRAL JERSEY URGENT CARE OF EATONTOW		1			1
INDIANA STATE DEPARTMENT OF HEALTH CLINIC MICROBIOLOGY		1			1

COVID-19: testing by laboratory

Data through Feb 7, 2021 verified as of Feb 8, 2021 at 09:25 AM

Data in this report are provisional and subject to change.

The numbers in the table below represent the number of Florida and non-Florida residents for whom test results were received by the Department of Health. A person can be tested by more than one laboratory and can have both positive and negative results. **Therefore, the sum of the numbers in each column will be larger than the total number of people tested.**

Reporting lab	Inconclusive	Negative	Positive	Percent positive	Total
FLORIDA HEART AND VASCULAR MULTISPECIALTY GROUP PA			1	100%	1
Kroger 699 - The Little Clinic Smyrna		1			1
C A R E S		1			1
FIU HEALTH CARE CENTER			1	100%	1
MINUTECLINIC DIAG OF IND, LLC #6250		1			1
MARYLAND DEPARTMENT OF HEALTH AND MENTAL HYGIENE-LABORATORIES			1	100%	1
ALPHA 1 ANTITRYPSIN RESEARCH PROGRAM			1	100%	1
CLEVELAND CLINIC OUTPATIENT LABORATORY			1	100%	1
CVS OH6167POCT ASHLAND		1			1
CELEBRATION HOSPITAL			1	100%	1
SKYRIDGE CLINICAL ASSOCIATES		1			1
FLORIDA MEDICAL CLINIC PA GI			1	100%	1
SONNI'S PEDIATRICS			1	100%	1
Central Park Healthcare & Rehabilitation Center		1			1
NORTHSIDE FAMILY MEDICINE		1			1
HCL LABORATORIES			1	100%	1
AURORA CONSOLIDATED LABORATORY			1	100%	1
CHESAPEAKE REGIONAL MEDICAL CENTER			1	100%	1
Beth Shalom Home of Eastern Virginia			1	100%	1
ASPIRUS WAUSAU HOSPITAL			1	100%	1
The Center at Centennial			1	100%	1
Kroger 596 - The Little Clinic Brentwood		1			1
ROYAL CARE MEDICAL CENTER			1	100%	1
Kroger 777 - The Little Clinic Shelbyville		1			1
PREMIUM HOME HEALTH CARE INC			1	100%	1
LUMICO LIFE INSURANCE COMPANY		1			1
ST JOHNS MEDICAL CENTER		1			1
ARIZONA STATE LABORATORY			1	100%	1
Glen Oaks Health and REhabilitation		1			1
MEDCOR INC			1	100%	1
BREVARD FAMILY WALK IN CLINIC			1	100%	1
WALGREENS #10854		1			1
Birmingham Nursing and Rehabilitation East LLC		1			1
ELITE MEDICAL LABORATORY SOLUTIONS LLC			1	100%	1
GOLDING-GRANADO MEDICAL ASSOCIATES		1			1
DOCTORS MEMORIAL HOSP HOME HEALTH CARE		1			1
RIDGE OPTUM FLORIDA			1	100%	1
FAIRFIELD MEDICAL CENTER			1	100%	1
PHYSICIANS IMMEDIATE CARE			1	100%	1
KANA MEDICAL			1	100%	1
PATHOLOGY		1			1
SIMPLY HEALTHCARE AND WELLNESS CLINIC, PC			1	100%	1
LabCorp L#09258295 M#09258285			1	100%	1
EASTSIDE URGENT CARE			1	100%	1
MAYO CLINIC BEACHES PRIMARY CARE CTR		1			1
GENESEE COUNTY HEALTH DEPARTMENT		1			1

COVID-19: testing by laboratory

Data through Feb 7, 2021 verified as of Feb 8, 2021 at 09:25 AM

Data in this report are provisional and subject to change.

The numbers in the table below represent the number of Florida and non-Florida residents for whom test results were received by the Department of Health. A person can be tested by more than one laboratory and can have both positive and negative results. **Therefore, the sum of the numbers in each column will be larger than the total number of people tested.**

Reporting lab	Inconclusive	Negative	Positive	Percent positive	Total
MINUTECLINIC, LLC #07876			1	100%	1
REELFOOT FAMILY WALK-IN CLINIC		1			1
HUMC		1			1
OHSU LABORATORY SERVICES		1			1
Senatobia Healthcare & Rehab		1			1
EUGENE T FINAN, MD			1	100%	1
QUEST DIAGNOSTICS INCORPORATED			1	100%	1
MISSISSIPPI VALLEY REGIONAL BLOOD CENTER			1	100%	1
MEDCOR CORPORATE CLINIC			1	100%	1
CONTINENTAL HOME HEALTH CARE INC			1	100%	1
MEDSTAR HEALTH URGENT CARE			1	100%	1
Total	82,562	15,267,391	2,287,907	13%	17,637,860