

# COVID-19: summary of cases and monitoring

Data through Feb 6, 2021 verified as of Feb 7, 2021 at 09:25 AM

Data in this report are provisional and subject to change.

Cases: people with positive PCR or antigen test result		Cases: people with positive PCR or antigen test result	
Total cases		Risk factors for Florida residents	
Florida residents	1,745,744	Traveled	14,180
Non-Florida residents	32,239	Contact with a known case	660,072
Type of testing		Traveled and contact with a known case	19,317
Florida residents	1,745,744	Neither	1,052,175
Positive by BPHL/CDC	63,494	No travel and no contact	200,089
Positive by commercial/hospital lab	1,682,250	Travel is unknown	624,211
PCR positive	1,434,511	Contact is unknown	381,287
Antigen positive	311,233	Contact is pending	411,130
Non-Florida residents	32,239	Travel can be unknown and contact can be unknown or pending for the same case, these numbers will sum to more than the "neither" total.	
Positive by BPHL/CDC	818		
Positive by commercial/hospital lab	31,421		
PCR positive	22,695		
Antigen positive	9,544		
Characteristics			
Florida residents hospitalized	74,412		
Florida resident deaths	27,696		
Non-Florida resident deaths	465		
Hospitalized counts include anyone who was hospitalized at some point during their illness. It does not reflect the number of people currently hospitalized.			
More information on deaths identified through death certificate data is available on the National Center for Health Statistics website at <a href="http://www.cdc.gov/nchs/nvss/vsrr/COVID19/index.htm">www.cdc.gov/nchs/nvss/vsrr/COVID19/index.htm</a> .			

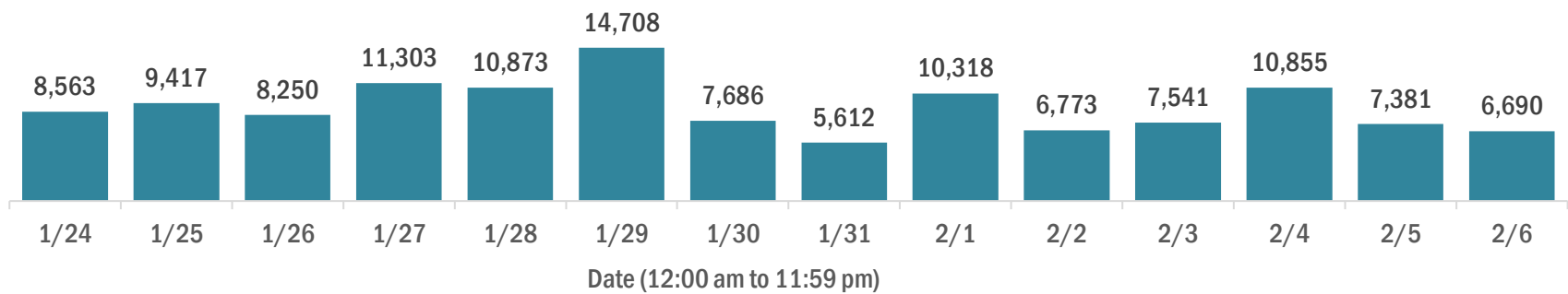
# COVID-19: summary of laboratory testing

Data through Feb 6, 2021 verified as of Feb 7, 2021 at 09:25 AM

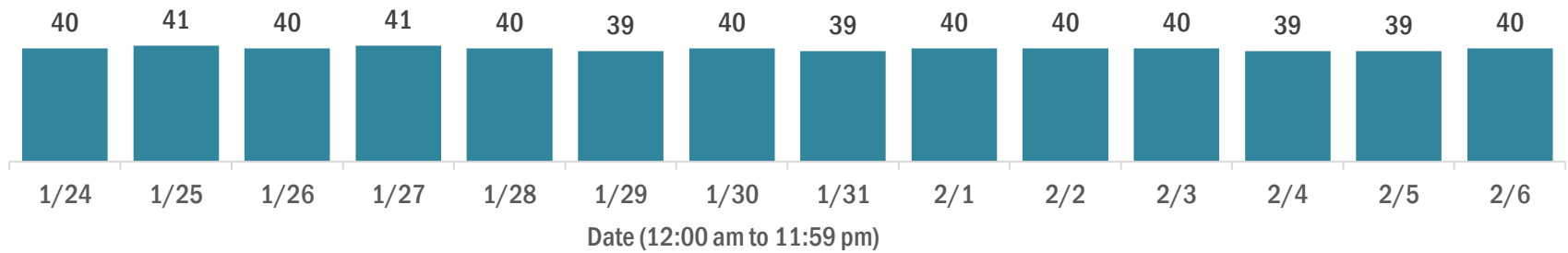
Data in this report are provisional and subject to change.

## Cases in Florida residents per day for the past 2 weeks

Number of cases per day



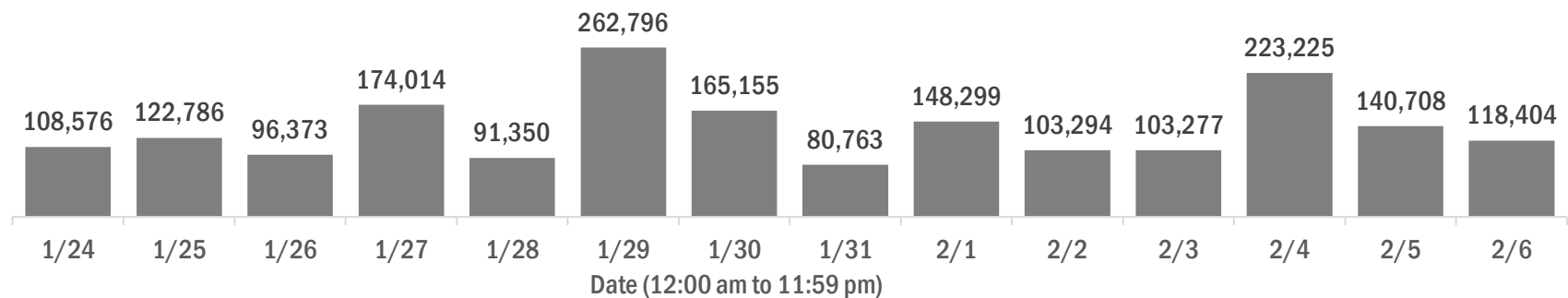
Median age of cases by day



## Laboratory testing for Florida residents over the past 2 weeks

### Number of Florida residents tested per day

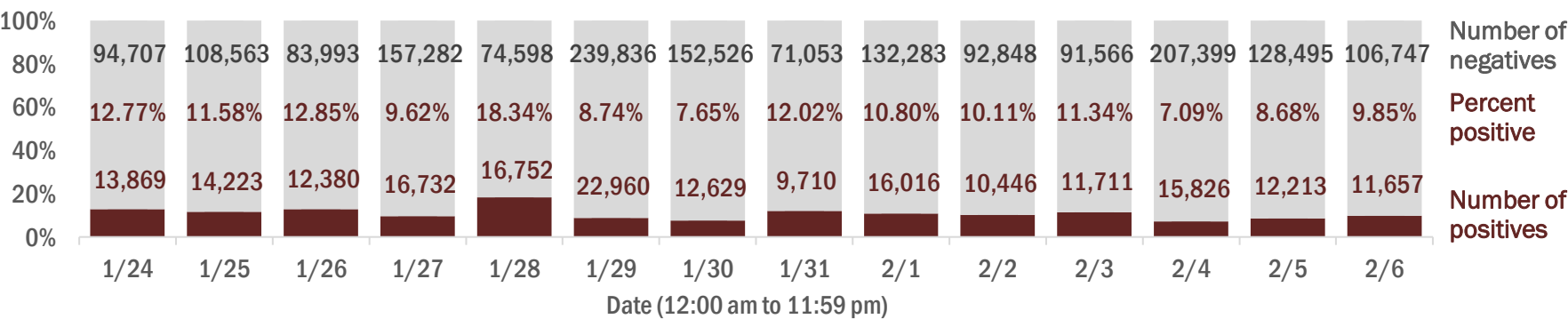
These counts include the number of people for whom the Department received PCR or antigen laboratory results by day. People tested on multiple days will be included for each day a new result was received. A person is only counted once for each day they are tested, regardless of whether multiple specimens are tested or multiple results are received.



### Number and percent of Florida residents with positive test results

The percent of positive results ranged from 7.09% to 18.34% over the past 2 weeks and was 9.85% yesterday.

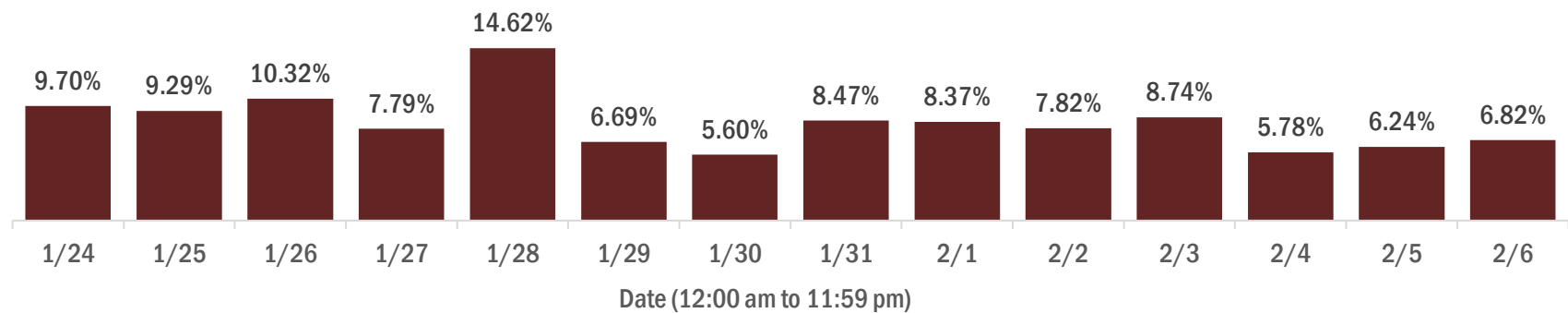
These counts include the number of people for whom the Department received PCR or antigen laboratory results by day. People tested on multiple days will be included for each day a new result was received. A person is only counted once for each day they are tested, regardless of whether multiple specimens are tested or multiple results are received. If a person has a positive specimen and a negative specimen in the same day, only the positive result is counted.



### Percent positivity for new cases in Florida residents

The percent of positive results ranged from 5.60% to 14.62% over the past 2 weeks and was 6.82% yesterday.

This percent is the number of people who test PCR- or antigen-positive for the first time divided by all the people tested that day, excluding people who have previously tested positive.



# COVID-19: characteristics of 1,745,744 Florida resident cases

Data through Feb 6, 2021 verified as of Feb 7, 2021 at 09:25 AM

Data in this report are provisional and subject to change.

Age group	Cases		Hospitalizations		Deaths	
0-4 years	33,681	<div></div> 2%	479	<div></div> 1%	0	<div></div> 0%
5-14 years	103,309	<div></div> 6%	461	<div></div> 1%	5	<div></div> 0%
15-24 years	268,667	<div></div> 15%	1,831	<div></div> 2%	39	<div></div> 0%
25-34 years	305,160	<div></div> 17%	3,668	<div></div> 5%	148	<div></div> 1%
35-44 years	270,331	<div></div> 15%	5,525	<div></div> 7%	415	<div></div> 1%
45-54 years	266,358	<div></div> 15%	8,538	<div></div> 11%	1,039	<div></div> 4%
55-64 years	229,972	<div></div> 13%	12,553	<div></div> 17%	2,965	<div></div> 11%
65-74 years	146,345	<div></div> 8%	15,473	<div></div> 21%	5,871	<div></div> 21%
75-84 years	81,655	<div></div> 5%	15,378	<div></div> 21%	8,402	<div></div> 30%
85+ years	39,029	<div></div> 2%	10,501	<div></div> 14%	8,812	<div></div> 32%
Unknown	1,237	<div></div> 0%	5	<div></div> 0%	0	<div></div> 0%
Total	1,745,744		74,412		27,696	

Gender	Cases	
Female	912,340	<div></div> 52%
Male	820,197	<div></div> 47%
Unknown	13,207	<div></div> 1%
Total	1,745,744	

Ethnicity	Cases		Hospitalizations		Deaths	
Hispanic	550,423	<div></div> 32%	19,093	<div></div> 26%	6,466	<div></div> 23%
Non-Hispanic	825,081	<div></div> 47%	51,497	<div></div> 69%	19,278	<div></div> 70%
Unknown	370,240	<div></div> 21%	3,822	<div></div> 5%	1,952	<div></div> 7%
Total	1,745,744		74,412		27,696	

Race and ethnicity	Cases		Hospitalizations		Deaths	
White	963,518	<div></div> 55%	48,231	<div></div> 65%	20,085	<div></div> 73%
Hispanic	366,355	<div></div> 21%	13,480	<div></div> 18%	5,089	<div></div> 18%
Non-Hispanic	523,098	<div></div> 30%	33,185	<div></div> 45%	14,042	<div></div> 51%
Unknown	74,065	<div></div> 4%	1,566	<div></div> 2%	954	<div></div> 3%
Black	229,495	<div></div> 13%	15,483	<div></div> 21%	4,463	<div></div> 16%
Hispanic	13,172	<div></div> 1%	642	<div></div> 1%	176	<div></div> 1%
Non-Hispanic	196,353	<div></div> 11%	14,497	<div></div> 19%	4,117	<div></div> 15%
Unknown	19,970	<div></div> 1%	344	<div></div> 0%	170	<div></div> 1%
Other race	256,208	<div></div> 15%	8,452	<div></div> 11%	2,246	<div></div> 8%
Hispanic	129,297	<div></div> 7%	4,499	<div></div> 6%	1,035	<div></div> 4%
Non-Hispanic	87,213	<div></div> 5%	3,563	<div></div> 5%	1,018	<div></div> 4%
Unknown	39,698	<div></div> 2%	390	<div></div> 1%	193	<div></div> 1%
Unknown race	296,523	<div></div> 17%	2,246	<div></div> 3%	902	<div></div> 3%
Hispanic	41,599	<div></div> 2%	472	<div></div> 1%	166	<div></div> 1%
Non-Hispanic	18,417	<div></div> 1%	252	<div></div> 0%	101	<div></div> 0%
Unknown	236,507	<div></div> 14%	1,522	<div></div> 2%	635	<div></div> 2%
Total	1,745,744		74,412		27,696	

**Hospitalization** counts include anyone who was hospitalized at some point during their illness. It does not reflect the number of people currently hospitalized. **Other race** includes any person with a race of American Indian/Alaskan native, Asian, native Hawaiian/Pacific Islander, or other.

# COVID-19: deaths in Florida residents and staff of long-term care facilities

Data through Feb 6, 2021 verified as of Feb 7, 2021 at 09:25 AM

Data in this report are provisional and subject to change.

For current cases in residents or staff of long-term care facilities, please visit: <https://floridahealthcovid19.gov/>

County	Deaths		County	Deaths		County	Deaths	
Dade	957	<div></div> 10%	Martin	145	<div></div> 1%	Gilchrist	17	<div></div> 0%
Palm Beach	944	<div></div> 10%	Hernando	132	<div></div> 1%	Calhoun	14	<div></div> 0%
Pinellas	808	<div></div> 8%	Osceola	121	<div></div> 1%	Gadsden	14	<div></div> 0%
Broward	582	<div></div> 6%	Charlotte	116	<div></div> 1%	Gulf	14	<div></div> 0%
Hillsborough	502	<div></div> 5%	Indian River	108	<div></div> 1%	Bradford	13	<div></div> 0%
Polk	391	<div></div> 4%	Clay	104	<div></div> 1%	Washington	13	<div></div> 0%
Brevard	354	<div></div> 4%	Jackson	83	<div></div> 1%	Baker	12	<div></div> 0%
Sarasota	347	<div></div> 4%	Leon	82	<div></div> 1%	Wakulla	11	<div></div> 0%
Orange	338	<div></div> 3%	Bay	81	<div></div> 1%	Jefferson	10	<div></div> 0%
Duval	334	<div></div> 3%	St. Johns	78	<div></div> 1%	Holmes	9	<div></div> 0%
Lee	328	<div></div> 3%	Highlands	73	<div></div> 1%	Lafayette	8	<div></div> 0%
Escambia	242	<div></div> 2%	Santa Rosa	67	<div></div> 1%	Flagler	7	<div></div> 0%
Volusia	237	<div></div> 2%	Alachua	56	<div></div> 1%	Desoto	6	<div></div> 0%
Marion	234	<div></div> 2%	Suwannee	56	<div></div> 1%	Franklin	5	<div></div> 0%
St. Lucie	225	<div></div> 2%	Columbia	46	<div></div> 0%	Levy	4	<div></div> 0%
Seminole	210	<div></div> 2%	Sumter	43	<div></div> 0%	Monroe	4	<div></div> 0%
Pasco	200	<div></div> 2%	Nassau	32	<div></div> 0%	Taylor	3	<div></div> 0%
Collier	176	<div></div> 2%	Putnam	29	<div></div> 0%	Hardee	2	<div></div> 0%
Lake	175	<div></div> 2%	Walton	24	<div></div> 0%	Dixie	1	<div></div> 0%
Manatee	172	<div></div> 2%	Okeechobee	22	<div></div> 0%	Liberty	1	<div></div> 0%
Citrus	161	<div></div> 2%	Hendry	21	<div></div> 0%			
Okaloosa	148	<div></div> 2%	Madison	19	<div></div> 0%	Total	9,771	

**Note:** cases are summarized by the county of usual residence. Residents and staff may be cases associated with facilities that are not in their county of usual residence, resulting in cases being included below for counties that do not have facilities with known cases.

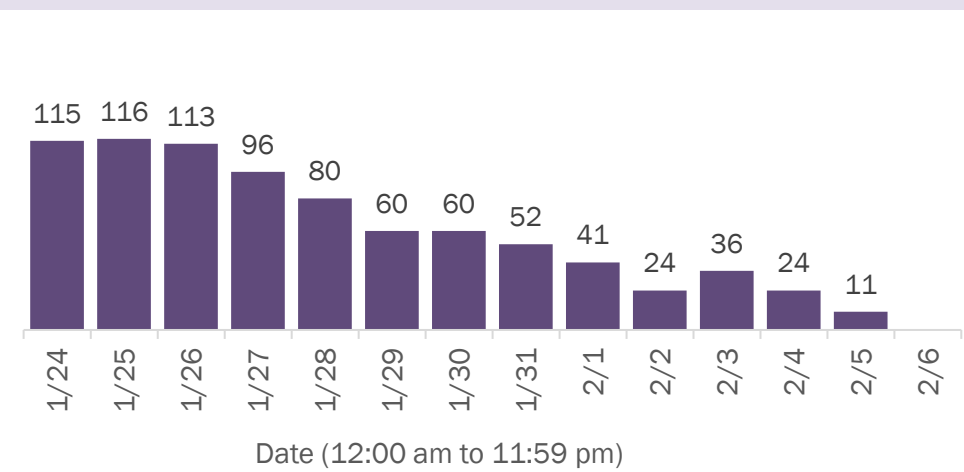
# COVID-19: cases in Florida residents who have died

Data through Feb 6, 2021 verified as of Feb 7, 2021 at 09:25 AM

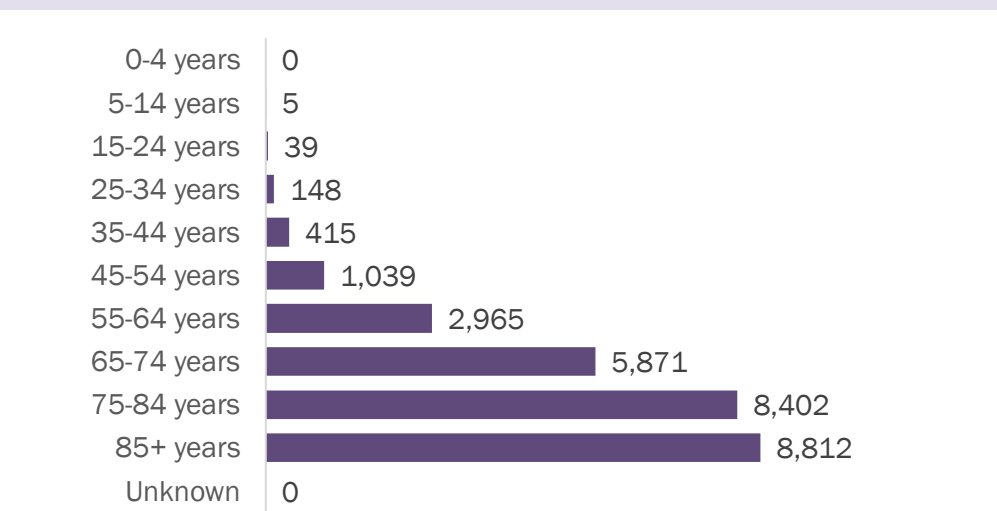
Data in this report are provisional and subject to change.

Demographics for all identified COVID-19 deaths: 27,696

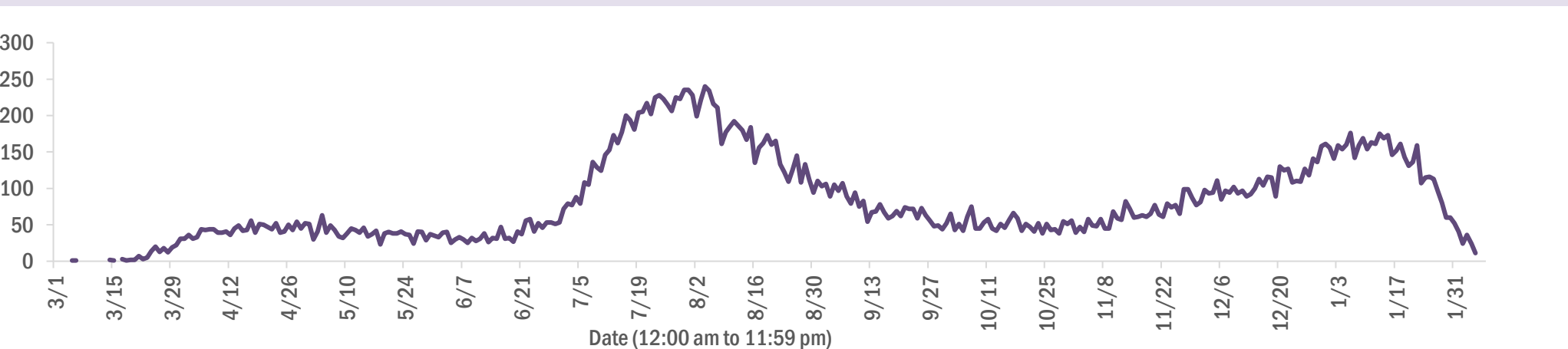
Deaths by date of death for the past 2 weeks



Deaths by age group



Deaths by date of death since March 2020



Age group	Deaths	Cases	Case fatality rate	Mortality rate per 100,000 population
0-4 years	0	33,681	0.0%	0.0
5-14 years	5	103,309	0.0%	0.2
15-24 years	39	268,667	0.0%	1.6
25-34 years	148	305,160	0.0%	5.2
35-44 years	415	270,331	0.2%	15.9
45-54 years	1,039	266,358	0.4%	37.3
55-64 years	2,965	229,972	1.3%	102.5
65-74 years	5,871	146,345	4.0%	241.9
75-84 years	8,402	81,655	10.3%	598.3
85+ years	8,812	39,029	22.6%	1525.8
Unknown	0	1,237	0.0%	
Total	27,696	1,745,744	1.6%	128.2

Race	Deaths	Cases	Case fatality rate	Mortality rate per 100,000 population
White	20,085	963,518	2.1%	120.3
Black	4,463	229,495	1.9%	122.0
Other	2,246	256,208	0.9%	180.5
Unknown	902	296,523	0.3%	
Total	27,696	1,745,744	1.6%	128.2

Gender	Deaths	Cases	Case fatality rate	Mortality rate per 100,000 population
Male	15,498	820,197	1.9%	146.8
Female	12,198	912,340	1.3%	110.5
Unknown	0	13,207	0.0%	
Total	27,696	1,745,744	1.6%	128.2

Ethnicity	Deaths	Cases	Case fatality rate	Mortality rate per 100,000 population
Hispanic	6,466	550,423	1.2%	113.9
Non-Hispanic	19,278	825,081	2.3%	121.1
Unknown	1,952	370,240	0.5%	
Total	27,696	1,745,744	1.6%	128.2

# COVID-19: characteristics of 1,745,744 cases

Data through Feb 6, 2021 verified as of Feb 7, 2021 at 09:25 AM

Data in this report are provisional and subject to change.

Tables below include cases in Florida residents and non-Florida residents.

All 67 Florida counties have cases:

County	FL resident cases		Non-FL resident cases	Total cases	FL resident deaths	FL death rate
Dade	378,786	<div></div> 22%	4,815	383,601	5,011	1.3%
Broward	176,896	<div></div> 10%	2,052	178,948	2,169	1.2%
Palm Beach	109,189	<div></div> 6%	1,835	111,024	2,250	2.1%
Orange	105,104	<div></div> 6%	1,346	106,450	1,002	1.0%
Hillsborough	102,750	<div></div> 6%	849	103,599	1,353	1.3%
Duval	82,869	<div></div> 5%	1,332	84,201	982	1.2%
Pinellas	60,043	<div></div> 3%	1,503	61,546	1,335	2.2%
Lee	52,510	<div></div> 3%	1,724	54,234	829	1.6%
Polk	52,177	<div></div> 3%	356	52,533	1,008	1.9%
Osceola	33,991	<div></div> 2%	552	34,543	384	1.1%
Volusia	31,673	<div></div> 2%	510	32,183	550	1.7%
Escambia	28,696	<div></div> 2%	3,320	32,016	563	2.0%
Brevard	30,355	<div></div> 2%	503	30,858	680	2.2%
Pasco	30,375	<div></div> 2%	266	30,641	576	1.9%
Manatee	28,929	<div></div> 2%	537	29,466	508	1.8%
Collier	27,587	<div></div> 2%	937	28,524	420	1.5%
Leon	26,540	<div></div> 2%	819	27,359	250	0.9%
Marion	25,348	<div></div> 1%	102	25,450	671	2.6%
Sarasota	24,351	<div></div> 1%	1,098	25,449	650	2.7%
Seminole	24,820	<div></div> 1%	179	24,999	387	1.6%
Lake	22,432	<div></div> 1%	296	22,728	468	2.1%
Alachua	21,113	<div></div> 1%	240	21,353	183	0.9%
St. Lucie	20,185	<div></div> 1%	126	20,311	508	2.5%
St. Johns	18,765	<div></div> 1%	258	19,023	175	0.9%
Bay	16,830	<div></div> 1%	665	17,495	307	1.8%
Okaloosa	17,303	<div></div> 1%	183	17,486	298	1.7%
Santa Rosa	15,844	<div></div> 1%	206	16,050	222	1.4%
Clay	15,818	<div></div> 1%	35	15,853	266	1.7%
Hernando	10,227	<div></div> 1%	78	10,305	353	3.5%
Indian River	10,063	<div></div> 1%	83	10,146	244	2.4%
Charlotte	9,857	<div></div> 1%	148	10,005	310	3.1%
Martin	9,686	<div></div> 1%	177	9,863	258	2.7%
Citrus	8,971	<div></div> 1%	66	9,037	363	4.0%
Columbia	7,353	<div></div> 0%	35	7,388	143	1.9%
Sumter	7,306	<div></div> 0%	74	7,380	207	2.8%

County	FL resident cases		Non-FL resident cases	Total cases	FL resident deaths	FL death rate
Nassau	6,850	<div></div> 0%	399	7,249	97	1.4%
Highlands	6,647	<div></div> 0%	66	6,713	274	4.1%
Walton	5,970	<div></div> 0%	683	6,653	73	1.2%
Jackson	5,696	<div></div> 0%	63	5,759	134	2.4%
Putnam	5,602	<div></div> 0%	16	5,618	106	1.9%
Flagler	5,432	<div></div> 0%	66	5,498	73	1.3%
Monroe	5,195	<div></div> 0%	285	5,480	42	0.8%
Gadsden	5,214	<div></div> 0%	15	5,229	75	1.4%
Suwannee	4,900	<div></div> 0%	26	4,926	118	2.4%
Hendry	4,100	<div></div> 0%	18	4,118	60	1.5%
Desoto	3,456	<div></div> 0%	17	3,473	68	2.0%
Unknown	360	<div></div> 0%	3,007	3,367	0	0.0%
Okeechobee	3,323	<div></div> 0%	31	3,354	68	2.0%
Baker	3,129	<div></div> 0%	14	3,143	54	1.7%
Wakulla	3,031	<div></div> 0%	13	3,044	42	1.4%
Bradford	2,711	<div></div> 0%	11	2,722	46	1.7%
Hardee	2,635	<div></div> 0%	13	2,648	24	0.9%
Levy	2,637	<div></div> 0%	9	2,646	24	0.9%
Taylor	2,547	<div></div> 0%	6	2,553	35	1.4%
Washington	2,505	<div></div> 0%	20	2,525	37	1.5%
Holmes	2,087	<div></div> 0%	31	2,118	41	2.0%
Madison	1,857	<div></div> 0%	24	1,881	39	2.1%
Gulf	1,732	<div></div> 0%	22	1,754	35	2.0%
Union	1,693	<div></div> 0%	1	1,694	70	4.1%
Calhoun	1,554	<div></div> 0%	2	1,556	36	2.3%
Lafayette	1,540	<div></div> 0%	0	1,540	23	1.5%
Hamilton	1,511	<div></div> 0%	16	1,527	18	1.2%
Dixie	1,407	<div></div> 0%	3	1,410	14	1.0%
Jefferson	1,319	<div></div> 0%	22	1,341	22	1.7%
Franklin	1,232	<div></div> 0%	29	1,261	10	0.8%
Gilchrist	1,257	<div></div> 0%	3	1,260	28	2.2%
Liberty	1,005	<div></div> 0%	1	1,006	14	1.4%
Glades	868	<div></div> 0%	2	870	13	1.5%
Total	1,745,744		32,239	1,777,983	27,696	1.6%



# COVID-19: characteristics of 1,745,744 Florida resident cases

Data through Feb 6, 2021 verified as of Feb 7, 2021 at 09:25 AM

Data in this report are provisional and subject to change.

The table below includes the cities and counties of residence for cases in Florida residents based on the patient's ZIP Code. Note that city is not always received as part of the initial notification and may be missing while the case is being investigated.

City and county	Cases
Miami, Dade	219,764
Orlando, Orange	78,126
Jacksonville, Duval	77,826
Tampa, Hillsborough	60,240
Hialeah, Dade	53,478
Fort Lauderdale, Broward	38,324
Hollywood, Broward	33,997
West Palm Beach, Palm Beach	26,766
Kissimmee, Osceola	26,306
Tallahassee, Leon	25,582
Pensacola, Escambia	23,801
Naples, Collier	23,216
Homestead, Dade	22,618
Saint Petersburg, Pinellas	22,230
Fort Myers, Lee	20,860
Bradenton, Manatee	18,981
Ocala, Marion	18,809
Boca Raton, Palm Beach	18,453
Lakeland, Polk	18,245
Pompano Beach, Broward	17,443
Gainesville, Alachua	16,844
Sarasota, Sarasota	15,012
Lake Worth, Palm Beach	13,306
Port Saint Lucie, St. Lucie	13,289
Cape Coral, Lee	13,157
Clearwater, Pinellas	11,815
Miami Beach, Dade	11,711
Miramar, Broward	11,533
Panama City, Bay	10,700
Boynton Beach, Palm Beach	10,559
Doral, Dade	10,235
Saint Augustine, St. Johns	10,117
Coral Springs, Broward	9,999
Miami Gardens, Dade	9,886
Melbourne, Brevard	8,969
Winter Haven, Polk	8,721
Delray Beach, Palm Beach	8,311
Lehigh Acres, Lee	8,258
Riverview, Hillsborough	7,808
Vero Beach, Indian River	7,715
Milton, Santa Rosa	7,712
Davie, Broward	7,629
New Port Richey, Pasco	7,022
Sunrise, Broward	6,911
Palm Bay, Brevard	6,887
Fort Pierce, St. Lucie	6,777
Lake City, Columbia	6,734
Coral Gables, Dade	6,690
Saint Cloud, Osceola	6,663
Largo, Pinellas	6,597
Daytona Beach, Volusia	6,583
Orange Park, Clay	6,485
Apopka, Orange	6,290
Spring Hill, Hernando	6,122
Plantation, Broward	5,990
Clermont, Lake	5,934
Brandon, Hillsborough	5,896
North Miami Beach, Dade	5,893
Davenport, Polk	5,840

# COVID-19: characteristics of 1,745,744 Florida resident cases

Data through Feb 6, 2021 verified as of Feb 7, 2021 at 09:25 AM

Data in this report are provisional and subject to change.

The table below includes the cities and counties of residence for cases in Florida residents based on the patient's ZIP Code. Note that city is not always received as part of the initial notification and may be missing while the case is being investigated.

City and county	Cases
Plant City, Hillsborough	5,578
Weston, Broward	5,570
Sanford, Seminole	5,477
Jupiter, Palm Beach	5,471
Deltona, Volusia	5,400
Deerfield Beach, Broward	5,147
Winter Garden, Orange	5,108
Port Charlotte, Charlotte	4,855
Fort Walton Beach, Okaloosa	4,845
Tamarac, Broward	4,722
Stuart, Martin	4,600
Palm Coast, Flagler	4,591
Crestview, Okaloosa	4,566
Wesley Chapel, Pasco	4,417
Land O Lakes, Pasco	4,350
Deland, Volusia	4,315
Coconut Creek, Broward	4,281
Palm Beach Gardens, Palm Beach	4,276
Palmetto, Manatee	4,210
Winter Park, Orange	4,174
Miami Lakes, Dade	4,157
Margate, Broward	4,150
Palm Harbor, Pinellas	4,145
Wellington, Palm Beach	4,042
Oviedo, Seminole	3,996
Opa Locka, Dade	3,885
Live Oak, Suwannee	3,847
Middleburg, Clay	3,837
Altamonte Springs, Seminole	3,828
Port Orange, Volusia	3,728
Lutz, Hillsborough	3,707
Venice, Sarasota	3,697
Haines City, Polk	3,674
North Port, Sarasota	3,656
Punta Gorda, Charlotte	3,591
Leesburg, Lake	3,575
Brooksville, Hernando	3,572
Sebring, Highlands	3,551
Ocoee, Orange	3,539
Valrico, Hillsborough	3,509
Hallandale, Broward	3,504
Saint Johns, St. Johns	3,444
The Villages, Sumter	3,436
Arcadia, Desoto	3,357
Pembroke Pines, Broward	3,340
Bonita Springs, Lee	3,320
Okeechobee, Okeechobee	3,312
Ormond Beach, Volusia	3,297
Seminole, Pinellas	3,263
Navarre, Santa Rosa	3,219
Zephyrhills, Pasco	3,178
Immokalee, Collier	3,142
Windermere, Orange	3,041
Longwood, Seminole	3,020
Gulf Breeze, Santa Rosa	3,017
Pinellas Park, Pinellas	3,001
North Lauderdale, Broward	2,906
Cantonment, Escambia	2,906
Niceville, Okaloosa	2,885



# COVID-19: characteristics of 1,745,744 Florida resident cases

Data through Feb 6, 2021 verified as of Feb 7, 2021 at 09:25 AM

Data in this report are provisional and subject to change.

The table below includes the cities and counties of residence for cases in Florida residents based on the patient's ZIP Code. Note that city is not always received as part of the initial notification and may be missing while the case is being investigated.

City and county	Cases
Ruskin, Hillsborough	2,870
North Miami, Dade	2,833
Cocoa, Brevard	2,784
Quincy, Gadsden	2,770
Jacksonville Beach, Duval	2,761
Cutler Ridge, Dade	2,749
Panama City Beach, Bay	2,730
Crawfordville, Wakulla	2,720
Lake Worth Beach, Palm Beach	2,687
Key West, Monroe	2,682
Palatka, Putnam	2,612
Casselberry, Seminole	2,549
Bartow, Polk	2,535
Hudson, Pasco	2,527
Dade City, Pasco	2,520
Fernandina Beach, Nassau	2,483
Green Cove Springs, Clay	2,479
Port Richey, Pasco	2,465
North Fort Myers, Lee	2,437
Perry, Taylor	2,400
Oakland Park, Broward	2,356
Ponte Vedra Beach, St. Johns	2,355
Lake Mary, Seminole	2,329
Auburndale, Polk	2,319
Marianna, Jackson	2,294
Winter Springs, Seminole	2,293
Titusville, Brevard	2,292
Kissimmee, Polk	2,275
Lynn Haven, Bay	2,255
New Smyrna Beach, Volusia	2,245
Aventura, Dade	2,234
Lake Wales, Polk	2,201
Tarpon Springs, Pinellas	2,182
Merritt Island, Brevard	2,181
Clewiston, Hendry	2,153
Inverness, Citrus	2,144
Fleming Island, Clay	2,089
Belle Glade, Palm Beach	2,061
Eustis, Lake	2,035
Santa Rosa Beach, Walton	2,033
Royal Palm Beach, Palm Beach	2,007
Wimauma, Hillsborough	1,973
Defuniak Springs, Walton	1,954
Chipley, Washington	1,954
Estero, Lee	1,951
Parkland, Broward	1,943
Cooper City, Broward	1,935
Dunedin, Pinellas	1,912
Loxahatchee, Palm Beach	1,891
Holiday, Pasco	1,838
Labelle, Hendry	1,830
Key Biscayne, Dade	1,830
Starke, Bradford	1,825
Destin, Okaloosa	1,805
Rockledge, Brevard	1,802
Sarasota, Manatee	1,782
Mount Dora, Lake	1,755
Avon Park, Highlands	1,727
Odessa, Hillsborough	1,725

# COVID-19: characteristics of 1,745,744 Florida resident cases

Data through Feb 6, 2021 verified as of Feb 7, 2021 at 09:25 AM

Data in this report are provisional and subject to change.

The table below includes the cities and counties of residence for cases in Florida residents based on the patient's ZIP Code. Note that city is not always received as part of the initial notification and may be missing while the case is being investigated.

City and county	Cases
Parrish, Manatee	1,714
Mulberry, Polk	1,714
Palm City, Martin	1,686
Tavares, Lake	1,675
Riviera Beach, Palm Beach	1,637
Seffner, Hillsborough	1,616
Yulee, Nassau	1,605
Summerfield, Marion	1,597
Wauchula, Hardee	1,541
Macclenny, Baker	1,526
Mayo, Lafayette	1,515
Groveland, Lake	1,513
Coconut Grove, Dade	1,506
Bonifay, Holmes	1,500
Pinecrest, Dade	1,483
Crossings, Dade	1,464
Carol City, Dade	1,462
Maitland, Orange	1,461
Callahan, Nassau	1,443
Ponte Vedra, St. Johns	1,436
Missing, Dade	1,433
Orange City, Volusia	1,433
Sebastian, Indian River	1,412
Lithia, Hillsborough	1,412
Crystal River, Citrus	1,371
Homosassa, Citrus	1,351
Lady Lake, Lake	1,340
Lake Butler, Union	1,309
Palmetto Bay, Dade	1,300
Pace, Santa Rosa	1,274
Dania, Broward	1,259
Lake Placid, Highlands	1,257
Atlantic Beach, Duval	1,249
Madison, Madison	1,241
Sun City Center, Hillsborough	1,235
Biscayne Park, Dade	1,234
Gibsonton, Hillsborough	1,221
Florida City, Dade	1,218
Monticello, Jefferson	1,211
Indiantown, Martin	1,194
Dover, Hillsborough	1,190
Graceville, Jackson	1,179
Oldsmar, Pinellas	1,171
Hobe Sound, Martin	1,168
Alachua, Alachua	1,161
Dunnellon, Marion	1,155
Edgewater, Volusia	1,137
Apollo Beach, Hillsborough	1,131
Century, Escambia	1,125
Palm Springs, Palm Beach	1,122
Debary, Volusia	1,092
Bellevue, Marion	1,078
Newberry, Alachua	1,052
Lantana, Palm Beach	1,047
North Palm Beach, Palm Beach	1,044
South Miami, Dade	1,036
Havana, Gadsden	1,035
Lecanto, Citrus	1,031
El Portal, Dade	1,021

# COVID-19: characteristics of 1,745,744 Florida resident cases

Data through Feb 6, 2021 verified as of Feb 7, 2021 at 09:25 AM

Data in this report are provisional and subject to change.

The table below includes the cities and counties of residence for cases in Florida residents based on the patient's ZIP Code. Note that city is not always received as part of the initial notification and may be missing while the case is being investigated.

City and county	Cases
Hilliard, Nassau	1,018
Williston, Levy	995
Jasper, Hamilton	994
Blountstown, Calhoun	987
Beverly Hills, Citrus	949
Freeport, Walton	947
Safety Harbor, Pinellas	945
Jensen Beach, Martin	933
Ellenton, Manatee	923
Satellite Beach, Brevard	923
Sanderson, Baker	902
Wewahitchka, Gulf	893
Everglades National Park, Dade	887
Wildwood, Sumter	883
Trenton, Gilchrist	882
Keystone Heights, Clay	880
Lauderhill, Broward	870
Nokomis, Sarasota	856
Fellsmere, Indian River	849
Mary Esther, Okaloosa	844
Frostproof, Polk	834
Englewood, Charlotte	831
Wilton Manors, Broward	829
Fisher Island, Dade	820
Coleman, Sumter	817
Hernando, Citrus	816
Moore Haven, Glades	814
Port Saint Joe, Gulf	812
Bushnell, Sumter	810
Polk City, Polk	807
Dunnellon, Citrus	803
Key Largo, Monroe	793
Bristol, Liberty	783
Medley, Dade	776
Cross City, Dixie	775
Shalimar, Okaloosa	769
Lauderdale Lakes, Broward	740
South Bay, Palm Beach	738
Pahokee, Palm Beach	738
Marco Island, Collier	716
Uleta, Dade	704
Olympia Heights, Dade	703
Glen Saint Mary, Baker	697
Chattahoochee, Gadsden	696
Cocoa Beach, Brevard	684
High Springs, Alachua	682
Coral, Dade	679
Fort Meade, Polk	673
Crescent City, Putnam	665
Englewood, Sarasota	661
Interlachen, Putnam	653
Miramar Beach, Walton	651
Sorrento, Lake	651
Minneola, Lake	650
Indialantic, Brevard	650
Lawtey, Bradford	640
Chiefland, Levy	639
Thonotosassa, Hillsborough	637
Spring Hill, Pasco	633

# COVID-19: characteristics of 1,745,744 Florida resident cases

Data through Feb 6, 2021 verified as of Feb 7, 2021 at 09:25 AM

Data in this report are provisional and subject to change.

The table below includes the cities and counties of residence for cases in Florida residents based on the patient's ZIP Code. Note that city is not always received as part of the initial notification and may be missing while the case is being investigated.

City and county	Cases
Marathon, Monroe	627
Trinity, Pasco	626
Bowling Green, Hardee	612
Fruitland Park, Lake	610
Jacksonville, St. Johns	605
Southwest Ranches, Broward	593
Neptune Beach, Duval	591
Fort Myers Beach, Lee	589
Lake Alfred, Polk	588
Old Town, Dixie	581
Fort White, Columbia	568
Umatilla, Lake	561
West Melbourne, Brevard	554
Baker, Okaloosa	531
Sneads, Jackson	528
Carrabelle, Franklin	519
Belle Isle, Orange	515
Bronson, Levy	514
Clearwater Beach, Pinellas	507
South Daytona, Volusia	506
Jay, Santa Rosa	498
Palm Beach, Palm Beach	488
Silver Springs, Marion	484
Gulfport, Pinellas	478
Weeki Wachee, Hernando	473
Sweetwater, Dade	472
Cottdonale, Jackson	460
Hawthorne, Alachua	458
Mascotte, Lake	454
Molino, Escambia	441
Midway, Gadsden	436
Bunnell, Flagler	434
Zolfo Springs, Hardee	431
East Palatka, Putnam	431
Oakland, Orange	429
Citra, Marion	428
Florida State University, Leon	427
Oxford, Sumter	426
Rotunda West, Charlotte	420
Surfside, Dade	413
Melbourne Beach, Brevard	406
Altha, Calhoun	404
Myakka City, Manatee	403
Apalachicola, Franklin	403
Youngstown, Bay	399
Cape Canaveral, Brevard	393
Centerville, Leon	393
Ocklawaha, Marion	388
Tavernier, Monroe	384
Celebration, Osceola	380
Flagler Beach, Flagler	379
Branford, Suwannee	377
Indian Harbour Beach, Brevard	371
Mims, Brevard	367
Alva, Lee	364
Dundee, Polk	360
Bal Harbour, Dade	355
Raiford, Union	353
Archer, Alachua	352

# COVID-19: characteristics of 1,745,744 Florida resident cases

Data through Feb 6, 2021 verified as of Feb 7, 2021 at 09:25 AM

Data in this report are provisional and subject to change.

The table below includes the cities and counties of residence for cases in Florida residents based on the patient's ZIP Code. Note that city is not always received as part of the initial notification and may be missing while the case is being investigated.

City and county	Cases
Hastings, St. Johns	351
Haverhill, Palm Beach	346
Bell, Gilchrist	344
De Leon Springs, Volusia	338
Webster, Sumter	331
Osprey, Sarasota	331
Eagle Lake, Polk	326
Grand Ridge, Jackson	325
Pierson, Volusia	313
West Miami, Dade	313
Malone, Jackson	308
Holly Hill, Volusia	308
Greenville, Madison	308
Floral City, Citrus	306
Jennings, Hamilton	303
Lake Park, Palm Beach	301
Vernon, Washington	297
Grand Island, Lake	295
Ave Maria, Collier	293
Eastpoint, Franklin	292
Tequesta, Palm Beach	292
Satsuma, Putnam	291
Chuluota, Seminole	286
Montverde, Lake	285
Westville, Holmes	284
Lehigh, Lee	283
Gotha, Orange	278
Elkton, St. Johns	275
Melrose, Putnam	273
Indian Rocks Beach, Pinellas	271
Laurel Hill, Okaloosa	270
Bryceville, Nassau	266
Reddick, Marion	263
Alafaya, Orange	259
Sebastian, Brevard	259
Greenwood, Jackson	259
Valparaiso, Okaloosa	258
Malabar, Brevard	257
Kenneth City, Pinellas	253
Winter Park, Seminole	249
San Antonio, Pasco	248
Ponce De Leon, Holmes	248
O Brien, Suwannee	243
Belleair, Pinellas	239
Fort Mccoy, Marion	239
Lake Panasoffkee, Sumter	235
Anthony, Marion	230
South Pasadena, Pinellas	229
Edgewood, Orange	221
Inlet Beach, Walton	218
Southport, Bay	218
Sanibel, Lee	218
Morriston, Levy	217
Geneva, Seminole	216
White Springs, Hamilton	213
Gretna, Gadsden	212
Lee, Madison	211
Greenacres, Palm Beach	210
Fountain, Bay	210

# COVID-19: characteristics of 1,745,744 Florida resident cases

Data through Feb 6, 2021 verified as of Feb 7, 2021 at 09:25 AM

Data in this report are provisional and subject to change.

The table below includes the cities and counties of residence for cases in Florida residents based on the patient's ZIP Code. Note that city is not always received as part of the initial notification and may be missing while the case is being investigated.

City and county	Cases
Hosford, Liberty	207
Kindred, Osceola	203
Wellborn, Suwannee	201
Weirsdale, Marion	200
Bay Harbor Islands, Dade	195
Hallandale Beach, Broward	194
Mcdavid, Escambia	191
Fern Park, Seminole	191
Saint James City, Lee	188
Longboat Key, Manatee	188
University Of Central Fl, Orange	186
Eglin Air Force Base, Okaloosa	185
Mcalpin, Suwannee	183
Azalea Park, Orange	179
Sopchoppy, Wakulla	178
The Villages, Marion	176
Holmes Beach, Manatee	173
Altoona, Lake	173
Juno Beach, Palm Beach	171
Holt, Okaloosa	170
Islamorada, Monroe	170
Howey-In-The-Hills, Lake	169
Alford, Jackson	169
Lakewood Ranch, Manatee	168
Astatula, Lake	167
Babson Park, Polk	166
Micanopy, Alachua	164
Missing, Volusia	163
Zellwood, Orange	161
The Villages, Lake	160
Madeira Beach, Pinellas	159
Poinciana, Polk	157
Missing, Orange	156
Caryville, Washington	153
Lauderdale By The Sea, Broward	153
University Of Miami, Dade	152
Atlantis, Palm Beach	147
Summerland Key, Monroe	146
Mangonia Park, Palm Beach	146
Center Hill, Sumter	145
Bokeelia, Lee	145
Lockhart, Orange	142
Viera, Brevard	140
Lake Helen, Volusia	139
Bay Lake, Orange	139
Clair-Mel City, Hillsborough	139
Pomona Park, Putnam	139
Odessa, Pasco	139
Oak Hill, Volusia	137
Hiawassee, Orange	136
Rocky Point, Hillsborough	135
University Of Fl, Alachua	130
Golden Beach, Dade	130
Grant-Valkaria, Brevard	127
Hypoluxo, Palm Beach	126
Ponce Inlet, Volusia	126
Osteen, Volusia	126
Hollister, Putnam	125
Carrollwood, Hillsborough	124



# COVID-19: characteristics of 1,745,744 Florida resident cases

Data through Feb 6, 2021 verified as of Feb 7, 2021 at 09:25 AM

Data in this report are provisional and subject to change.

The table below includes the cities and counties of residence for cases in Florida residents based on the patient's ZIP Code. Note that city is not always received as part of the initial notification and may be missing while the case is being investigated.

City and county	Cases
Citrus Springs, Citrus	122
Apopka, Seminole	121
Baldwin, Duval	121
Cutler Bay, Dade	119
San Mateo, Putnam	118
Clarksville, Calhoun	117
Matlacha, Lee	116
Hampton, Bradford	114
Sumterville, Sumter	112
Cloud Lake, Palm Beach	111
Steinhatchee, Taylor	111
Big Pine Key, Monroe	110
Lake Hamilton, Polk	109
Kendall, Dade	109
Lutz, Pasco	109
Inglis, Levy	108
Paisley, Lake	107
Lady Lake, Sumter	105
Placida, Charlotte	104
Panacea, Wakulla	101
Christmas, Orange	99
Buena Ventura Lakes, Osceola	99
Callaway, Bay	98
Seville, Volusia	97
South Fort Myers, Lee	97
Temple Terrace, Hillsborough	95
Belleair Beach, Pinellas	93
Canal Point, Palm Beach	92
Lamont, Jefferson	92
Dinsmore, Duval	92
Florahome, Putnam	91
Harmony, Osceola	91
Waldo, Alachua	90
University Of Central Florida, Orange	89
Hurlburt Field, Okaloosa	89
Tierra Verde, Pinellas	89
Brooker, Bradford	89
Bascom, Jackson	86
Astor, Lake	86
Barefoot Bay, Brevard	83
Tyndall Air Force Base, Bay	82
Fruit Cove, St. Johns	81
Lighthouse Point, Broward	81
West Park, Broward	81
Cedar Key, Levy	80
Maitland, Seminole	80
Barry University, Dade	79
University Of South Florida, Hillsborough	78
Pinetta, Madison	78
F M, Lee	77
Crystal Beach, Pinellas	77
Lorida, Highlands	77
Missing, Lee	75
Bradenton Beach, Manatee	73
Ocean Ridge, Palm Beach	73
Palma Ceia, Hillsborough	73
Avon Park, Polk	72
Kathleen, Polk	71
Dania Beach, Broward	71

# COVID-19: characteristics of 1,745,744 Florida resident cases

Data through Feb 6, 2021 verified as of Feb 7, 2021 at 09:25 AM

Data in this report are provisional and subject to change.

The table below includes the cities and counties of residence for cases in Florida residents based on the patient's ZIP Code. Note that city is not always received as part of the initial notification and may be missing while the case is being investigated.

City and county	Cases
Campbellton, Jackson	70
Welaka, Putnam	70
Missing, St. Johns	69
Patrick Air Force Base, Brevard	69
Saint Pete Beach, Pinellas	68
Ochopee, Collier	68
Saint Leo, Pasco	68
Sunny Isles Beach, Dade	68
Eatonville, Orange	68
City Of Sunrise, Broward	67
Fort Denaud, Hendry	66
Yalaha, Lake	64
Air Mail Facility, Dade	64
Boca Grande, Lee	62
North Venice, Sarasota	62
Stock Island, Monroe	62
Florida Gulf Coast Univ, Lee	60
Princeton, Dade	60
Greensboro, Gadsden	60
Bonita Beach, Lee	58
Georgetown, Putnam	57
Orlando, Seminole	56
Reunion, Osceola	56
Destin, Walton	55
Missing, Marion	54
Mexico Beach, Bay	54
Bellview, Escambia	53
Cudjoe Key, Monroe	53
Anna Maria, Manatee	52
Orlando, Dade	52
Miami, Unknown	51
Lake Suzy, Desoto	50
Heathrow, Seminole	49
Ona, Hardee	49
Treasure Island, Pinellas	49
Walnut Hill, Escambia	49
North Redington Beach, Pinellas	49
Micco, Brevard	48
Missing, Santa Rosa	48
Singer Island, Palm Beach	48
Felda, Hendry	48
Northdale, Hillsborough	48
Palm Beach Shores, Palm Beach	47
Miami Springs, Dade	46
Aloma, Orange	46
Salt Springs, Marion	45
Orlando, Osceola	44
Cinco Bayou, Okaloosa	44
Okahumpka, Lake	44
Town N Country, Hillsborough	44
Missing, St. Lucie	43
Terra Ceia, Manatee	43
Highland City, Polk	42
Enterprise, Volusia	42
Missing, Duval	42
Sewalls Point, Martin	42
Florence Villa, Polk	41
University Of Tampa, Hillsborough	41
Miromar Lakes, Lee	41

# COVID-19: characteristics of 1,745,744 Florida resident cases

Data through Feb 6, 2021 verified as of Feb 7, 2021 at 09:25 AM

Data in this report are provisional and subject to change.

The table below includes the cities and counties of residence for cases in Florida residents based on the patient's ZIP Code. Note that city is not always received as part of the initial notification and may be missing while the case is being investigated.

City and county	Cases
Saint Johns, Duval	40
Intercession City, Osceola	40
Manalapan, Palm Beach	39
Ebro, Washington	39
Waverly, Polk	39
Duette, Manatee	39
Key Colony Beach, Monroe	39
Orlando, Broward	39
Village Of Wellington, Palm Beach	39
Missing, Pasco	38
Eaton Park, Polk	38
Gulf Breeze, Escambia	38
Orlando, Volusia	37
Ponte Vedra, Duval	37
Florida International Univ, Dade	35
Bayonet Point, Pasco	35
Orlando, Polk	35
Naranja, Dade	34
Village Wellington, Palm Beach	34
Kenansville, Osceola	34
Florida A And M University, Leon	34
Flemington, Marion	34
Highland Beach, Palm Beach	34
Green Acres, Palm Beach	34
Pasadena, Pinellas	33
Dowling Park, Suwannee	32
Missing, Lake	32
Missing, Palm Beach	32
Cortez, Manatee	32
Palm Shores, Brevard	31
Bagdad, Santa Rosa	31
Bay Pines, Pinellas	31
Hialeah Gardens, Dade	31
Lacoochee, Pasco	31
Lulu, Columbia	30
Missing, Pinellas	30
Homeland, Polk	29
Bonita Springs, Collier	29
Tice, Lee	29
Eloise, Polk	29
Orlando, Hillsborough	29
Miami Shores, Dade	28
Penney Farms, Clay	28
Jupiter, Martin	28
Hallandle Beach, Broward	28
Pensacola Beach, Santa Rosa	27
Florida State, Leon	27
Caryville, Holmes	27
Mcintosh, Marion	27
Univ Of FI Student Dorms, Alachua	27
Nocatee, Desoto	27
Stetson University, Volusia	27
Horseshoe Beach, Dixie	26
Kinard, Calhoun	26
North Bay Village, Dade	25
Tangerine, Orange	25
Lealman, Pinellas	25
South Miami Heights, Dade	25
Chokoloskee, Collier	25

# COVID-19: characteristics of 1,745,744 Florida resident cases

Data through Feb 6, 2021 verified as of Feb 7, 2021 at 09:25 AM

Data in this report are provisional and subject to change.

The table below includes the cities and counties of residence for cases in Florida residents based on the patient's ZIP Code. Note that city is not always received as part of the initial notification and may be missing while the case is being investigated.

City and county	Cases
Homosassa Springs, Citrus	25
Earleton, Alachua	25
South Palm Beach, Palm Beach	25
Missing, Monroe	25
Santa Fe, Alachua	24
Saint Marks, Wakulla	24
Poinciana, Osceola	24
City Of Westlake, Palm Beach	24
Labelle, Glades	24
Palmdale, Glades	24
Missing, Hillsborough	24
Davenport, Osceola	23
Bayshore Gardens, Manatee	23
Siesta Key, Sarasota	23
Indian Lake Estates, Polk	23
New Smyrna, Volusia	23
Missing, Escambia	23
Miami, Broward	23
Goulds, Dade	23
Fort Lauderdale, Dade	23
Venus, Highlands	23
Tioga, Alachua	22
Balm, Hillsborough	22
Bonaventure, Broward	22
Lakeshore, Polk	22
Ridge Manor, Pasco	22
Pine Hills, Orange	22
La Crosse, Alachua	22
Florida Dept Of Corrections, Union	22
Yankeetown, Levy	22
Wausau, Washington	21
Alturas, Polk	21
Bonifay, Washington	21
Bostwick, Putnam	21
Long Key, Monroe	21
Sparr, Marion	21
Kissimmee, Orange	21
Bradley, Polk	21
Hawthorne, Putnam	21
Perdido Key, Escambia	21
Westchase, Hillsborough	21
Pine Castle, Orange	20
Sydney, Hillsborough	20
Loughman, Polk	20
Paxton, Walton	20
Plymouth, Orange	19
Citrus Ridge, Indian River	19
Crystal Springs, Pasco	19
Everglades City, Collier	19
Little Torch Key, Monroe	19
Wabasso, Indian River	19
Orange Lake, Marion	19
Branford, Lafayette	19
Sun City, Hillsborough	19
Sugarloaf Key, Monroe	18
Babcock Ranch, Lee	18
Mexico Beach, Gulf	18
Lowell, Marion	18
Archer, Levy	18

# COVID-19: characteristics of 1,745,744 Florida resident cases

Data through Feb 6, 2021 verified as of Feb 7, 2021 at 09:25 AM

Data in this report are provisional and subject to change.

The table below includes the cities and counties of residence for cases in Florida residents based on the patient's ZIP Code. Note that city is not always received as part of the initial notification and may be missing while the case is being investigated.

City and county	Cases
Hollywood, Dade	18
Mango, Hillsborough	18
Orlando, Palm Beach	18
Fort Ogden, Desoto	18
Graceville, Holmes	17
Candler, Marion	17
Parker, Bay	17
Pembroke Park, Broward	17
Laud-By-The-Sea, Broward	17
Indian River Shores, Indian River	17
Nichols, Polk	17
Florida International University, Dade	17
Goodland, Collier	17
Nalcrest, Polk	17
Maxville, Duval	17
Missing, Seminole	16
Missing, Manatee	16
Jensen Beach, St. Lucie	16
West Panama City Beach, Bay	16
Golden Oak, Orange	16
Jacksonville, Unknown	16
Champions Gate, Polk	16
Orlando, Pinellas	16
Woodville, Leon	15
Lake City, Suwannee	15
Wekiva Springs, Seminole	15
Gulf Stream, Palm Beach	15
Webster, Hernando	15
Gulf Hammock, Levy	15
Hernando Beach, Hernando	15
Shady Hills, Pasco	15
Tallevast, Manatee	14
Missing, Citrus	14
Copeland, Collier	14
White Springs, Columbia	14
Village Of Palmetto Bay, Dade	14
Mount Dora, Orange	14
Union Park, Orange	14
Missing, Collier	14
Lake Buena Vista, Orange	14
Murdock, Charlotte	14
Forest City, Orange	14
Westlake, Palm Beach	14
Redington Shores, Pinellas	14
Winter Garden, Lake	14
Wewahitchka, Calhoun	14
Trilby, Pasco	13
Hialeah, Unknown	13
Orlando, Brevard	13
Otter Creek, Levy	13
Saint George Island, Franklin	13
Watersound, Walton	13
Orlando, Lake	13
Suwannee, Dixie	13
Laurel Hill, Walton	13
Hutchinson Island, St. Lucie	13
High Springs, Gilchrist	13
Pensacola Beach, Escambia	12
Lakewood Ranch, Sarasota	12

# COVID-19: characteristics of 1,745,744 Florida resident cases

Data through Feb 6, 2021 verified as of Feb 7, 2021 at 09:25 AM

Data in this report are provisional and subject to change.

The table below includes the cities and counties of residence for cases in Florida residents based on the patient's ZIP Code. Note that city is not always received as part of the initial notification and may be missing while the case is being investigated.

City and county	Cases
Kingsley Lake, Bradford	12
Gonzalez, Escambia	12
Graham, Bradford	12
Braden River, Manatee	12
Orlando, Unknown	12
Saint Lucie West, St. Lucie	12
Trenton, Levy	12
Lake Monroe, Seminole	12
Belleair Bluffs, Pinellas	12
Choctaw Beach, Okaloosa	12
Brooksville, Pasco	12
Buckingham, Lee	12
Fort Charlotte, Charlotte	12
Daytona Beach Shores, Volusia	12
Unknown, Dade	11
Missing, Brevard	11
Long Boat Key, Manatee	11
Johns Pass Village, Pinellas	11
Missing, Indian River	11
Ramrod Key, Monroe	11
Holder, Citrus	11
Mount Plymouth, Lake	11
Durant, Hillsborough	11
Wahneta, Polk	11
Orlando, Leon	11
Roseland, Indian River	11
Rosemary Beach, Walton	11
Missing, Nassau	10
Indian Creek Village, Dade	10
Naples, Lee	10
Steinhatchee, Dixie	10
Orlando, Duval	10
Leisure City, Dade	10
Passport, Unknown	10
Seacrest, Walton	10
Greenville, Taylor	10
Hillsboro Beach, Broward	10
Deerfield Beach, Palm Beach	10
Telogia, Liberty	10
Sea Ranch Lakes, Broward	9
Palma Sola, Manatee	9
Cottdonale, Washington	9
Alys Beach, Bay	9
Redington Beach, Pinellas	9
Lake Como, Putnam	9
Missing, Polk	9
Missing, Broward	9
University Park, Manatee	9
Beverly Beach, Flagler	9
Fanning Springs, Gilchrist	9
Grant Valkaria, Brevard	9
Dade City, Hernando	9
Briny Breezes, Palm Beach	9
Perrine, Dade	9
West Delray Beach, Palm Beach	9
Rubonia, Manatee	9
Los Angeles, Dade	9
Lamont, Madison	9
Lloyd, Jefferson	9



# COVID-19: characteristics of 1,745,744 Florida resident cases

Data through Feb 6, 2021 verified as of Feb 7, 2021 at 09:25 AM

Data in this report are provisional and subject to change.

The table below includes the cities and counties of residence for cases in Florida residents based on the patient's ZIP Code. Note that city is not always received as part of the initial notification and may be missing while the case is being investigated.

City and county	Cases
Cypress, Jackson	9
Ozona, Pinellas	9
Haines Creek, Lake	8
Florida State Univ Admin, Leon	8
Forest City, Seminole	8
Saint Augustine, Duval	8
Citrus Hills, Citrus	8
Nobleton, Hernando	8
Elfers, Pasco	8
Virginia Gardens, Dade	8
Salem, Taylor	8
Missing, Unknown	8
Grandin, Putnam	8
Seybold, Dade	8
Ferndale, Lake	8
Eau Gallie, Brevard	8
Fort Walton Beach, Unknown	8
Captiva, Lee	8
Cross Creek, Alachua	8
Ponce De Leon, Walton	8
Deer Island, Lake	8
Gibsonia, Polk	8
Jerome, Collier	8
Goldenrod, Seminole	8
Wildlight, Nassau	7
Innovation, Pasco	7
East Lake, Marion	7
Barberville, Volusia	7
Fort Lauderdale, Unknown	7
Fairfield, Marion	7
Putnam Hall, Putnam	7
Palm City, St. Lucie	7
Orlando, Alachua	7
Niceville, Walton	7
Aripeka, Pasco	7
Pine Ridge, Citrus	7
Maitland, Volusia	7
Switzerland, St. Johns	7
Orange Springs, Marion	7
Fernandina, Nassau	7
Evinston, Alachua	7
Bradenton, Sarasota	7
Basinger, Okeechobee	7
Port Saint John, Brevard	7
Orange Park, Duval	7
Keystone Heights, Bradford	7
Orlando, Pasco	7
Umatilla, Marion	7
University Of Central Fl, Hillsborough	7
Longboat Key, Sarasota	7
Babcock Ranch, Charlotte	7
Duck Key, Monroe	6
Glenwood, Volusia	6
Orchid, Indian River	6
Miccosukee, Leon	6
Pensacola, Unknown	6
Missing, Flagler	6
Mayport Naval Station, Duval	6
Lake Butler, Bradford	6

# COVID-19: characteristics of 1,745,744 Florida resident cases

Data through Feb 6, 2021 verified as of Feb 7, 2021 at 09:25 AM

Data in this report are provisional and subject to change.

The table below includes the cities and counties of residence for cases in Florida residents based on the patient's ZIP Code. Note that city is not always received as part of the initial notification and may be missing while the case is being investigated.

City and county	Cases
Day, Lafayette	6
Maitland, Osceola	6
Missing, Putnam	6
Sunny Hills, Washington	6
Orlando, Flagler	6
Orlando, Marion	6
White City, Gulf	6
Worthington Springs, Union	6
Holt, Santa Rosa	6
Punta Gorda, Lee	6
Quail Heights, Dade	6
River Ranch, Polk	6
Saint Augustine Beach, St. Johns	6
Missing, Okaloosa	6
Indian Shores, Pinellas	6
Coco River, Collier	6
Grove City, Charlotte	6
Maitland, Hillsborough	6
Winter Park, Polk	6
Winderemere, Orange	6
Labelle, Lee	6
Missing, Clay	6
Missing, Sarasota	6
Missing, Taylor	6
Missing, Walton	6
Scottsmoor, Brevard	5
Westchester, Dade	5
Port Salerno, Martin	5
Hialeah, Broward	5
Ebro, Bay	5
Eglin, Okaloosa	5
Miami, Palm Beach	5
Stuart, St. Lucie	5
Valkaria, Brevard	5
Pass, Unknown	5
Inlet Beach, Bay	5
Missing, Leon	5
Milton, Escambia	5
Inglis, Citrus	5
Ocoee, Lake	5
Okeechobee, Martin	5
N/A, Unknown	5
Orlando, Manatee	5
Missing, Bay	5
Anastasia Island, St. Johns	5
Fort Lauderdale, Lee	5
University Of Central Fl, Martin	5
Ybor City, Hillsborough	5
Boca Raton, Broward	5
Bayou George, Bay	5
Miramar, Dade	5
Miami Gardens, Unknown	5
Morriston, Marion	5
Jacksonville Naval Air Station, Duval	5
Kissimmee, Unknown	5
Fort Lauderdale, Palm Beach	5
Pompano Beach, Unknown	5
Psl, Unknown	5
Orlando, Lee	4

# COVID-19: characteristics of 1,745,744 Florida resident cases

Data through Feb 6, 2021 verified as of Feb 7, 2021 at 09:25 AM

Data in this report are provisional and subject to change.

The table below includes the cities and counties of residence for cases in Florida residents based on the patient's ZIP Code. Note that city is not always received as part of the initial notification and may be missing while the case is being investigated.

City and county	Cases
San Carlos Park, Lee	4
Newberry, Gilchrist	4
Okeechobee, Osceola	4
Boynton Beach, Broward	4
Branford, Gilchrist	4
Clewiston, Palm Beach	4
Conch Key, Monroe	4
Clarcona, Orange	4
Lamont, Taylor	4
Lazy Lake, Broward	4
Seacrest, Bay	4
Point Washington, Walton	4
Pompano Beach, Dade	4
Williston, Marion	4
El Jobean, Charlotte	4
East Rockland Key, Monroe	4
Bella Collina, Lake	4
Missing, Alachua	4
Naples, Unknown	4
Miami Beach, Unknown	4
Hinsdale, Manatee	4
Pompano Beach, Palm Beach	4
Oneco, Manatee	4
Wakulla Springs, Wakulla	4
Weirsdale, Lake	4
International Service Center, Dade	4
Indian Rock Beach, Pinellas	4
Hollywood, Unknown	4
Missing, Martin	4
Cypress Gardens, Polk	4
Bowling Green, Polk	4
Mayport, Duval	4
Greenville, Jefferson	4
Shady Grove, Taylor	4
Port Charlotte, Unknown	4
Okeechobee, Glades	4
West Bradenton, Manatee	4
Loxahatchee Groves, Palm Beach	4
Live Oak, Madison	4
Bruce, Holmes	4
Highland Park, Polk	4
Melrose, Bradford	4
Margate, Unknown	4
Mid Florida, Seminole	4
Ocean Breeze, Martin	4
Pensacola, Santa Rosa	4
Glen Ridge, Palm Beach	4
Coconut Creek, Palm Beach	4
Brewton, Escambia	3
Apopka, Broward	3
Missing, Highlands	3
Lanark Village, Franklin	3
Lake Harbor, Palm Beach	3
Maitland, Polk	3
Orem, Palm Beach	3
Pp, Dade	3
Pp, Unknown	3
Woodside, Broward	3
Pass, Dade	3

# COVID-19: characteristics of 1,745,744 Florida resident cases

Data through Feb 6, 2021 verified as of Feb 7, 2021 at 09:25 AM

Data in this report are provisional and subject to change.

The table below includes the cities and counties of residence for cases in Florida residents based on the patient's ZIP Code. Note that city is not always received as part of the initial notification and may be missing while the case is being investigated.

City and county	Cases
Vero Beach, Brevard	3
Los Angeles, Broward	3
Lake Worth, Broward	3
Jacksonville, Dade	3
Lynbrook, Broward	3
Miami, Orange	3
Miami Gardens, Broward	3
Immokalee, Lee	3
Lake City, Duval	3
Lakeland, Hillsborough	3
Fort Myers, Unknown	3
Hallandale Beach, Unknown	3
Blountstown, Liberty	3
Village Of Golf, Palm Beach	3
Wildwood, Marion	3
Port Saint Lucie, Martin	3
Palm Coast, Volusia	3
Saint Augusaintine Beach, St. Johns	3
Saint Petersburg, Hillsborough	3
Tarpon Springs, Pasco	3
Tampa Palms, Hillsborough	3
Tampa, Pinellas	3
Pineland, Lee	3
Winter Garden, Seminole	3
Jacksonville, Clay	3
Ludlam, Dade	3
Laurel, Sarasota	3
Deland, Lake	3
Clermont, Orange	3
Apopka, Lake	3
Cape San Blas, Gulf	3
Crestview, Walton	3
Fernandina Beach, Duval	3
Island Grove, Alachua	3
Green Cove Springs, Duval	3
Fpo, Duval	3
Vernon, Bay	3
Mayport Naval Housing, Duval	3
Monticello, Madison	3
Samoset, Manatee	3
San Fernando, Unknown	3
Jonesville, Alachua	3
Julington Creek, St. Johns	3
Jupiter Island, Martin	3
Marco Island, Lee	3
Mims, Volusia	3
Miramar, Unknown	3
Alford, Washington	3
Altamonte Springs, Orange	3
Alys Beach, Walton	3
Pembroke Pines, Unknown	3
Ocean Reef Club, Monroe	3
Sandestin, Walton	3
Vero Beach, St. Lucie	3
Land O Lakes, Hillsborough	3
Lady Lake, Marion	3
Bay Harbor Islands, Unknown	3
Ft Pierce, St. Lucie	3
Westville, Walton	3

# COVID-19: characteristics of 1,745,744 Florida resident cases

Data through Feb 6, 2021 verified as of Feb 7, 2021 at 09:25 AM

Data in this report are provisional and subject to change.

The table below includes the cities and counties of residence for cases in Florida residents based on the patient's ZIP Code. Note that city is not always received as part of the initial notification and may be missing while the case is being investigated.

City and county	Cases
Sugarloaf, Monroe	3
Milligan, Okaloosa	3
Coraopolis, Citrus	3
Cape Haze, Charlotte	3
Chicago, Lee	3
Bristol, Calhoun	3
North Fort Myers, Charlotte	3
Missing, Sumter	3
Jacksonville, Alachua	3
Stuart, Palm Beach	3
Sorrento, Orange	3
Tampa, Hernando	2
Summerfield, Unknown	2
Sharpes, Brevard	2
Sebring, Desoto	2
Panama City, Unknown	2
Pembroke Pines, Dade	2
Ormond Beach, Flagler	2
Saint Lucie Village, St. Lucie	2
Wauchula, Desoto	2
Vero Beach, Unknown	2
Yeehaw, Okeechobee	2
Melrose, Clay	2
Mesa, Unknown	2
Longview, Dade	2
Missing, Osceola	2
Noma, Holmes	2
Jacksonville, Nassau	2
Jacksonville Naval Hospital, Duval	2
Hosford, Calhoun	2
Aventura, Broward	2
000000, Unknown	2
Champions Gate, Osceola	2
Port Saint Lucie, Palm Beach	2
Red Bay, Holmes	2
Saint Marys, Nassau	2
Windermere, Lake	2
Wacissa, Jefferson	2
Sutton, Pasco	2
Tampa, Unknown	2
Fisher Island, Unknown	2
Fort Lauderdale, Alachua	2
Deerfield Beach, Unknown	2
Doral, Unknown	2
Brooklyn, Broward	2
Cross City, Taylor	2
Carl Fisher, Dade	2
Lakeland, Unknown	2
Micanopy, Marion	2
Homeless, Hillsborough	2
Jupiter, Dade	2
University Of Central Fl, Seminole	2
Union, Manatee	2
Sand Lake, Orange	2
Port St. Lucie, St. Lucie	2
Okeechobee, Highlands	2
Orlando, Escambia	2
Port Charlotte, Lee	2
Winter Park, Volusia	2

# COVID-19: characteristics of 1,745,744 Florida resident cases

Data through Feb 6, 2021 verified as of Feb 7, 2021 at 09:25 AM

Data in this report are provisional and subject to change.

The table below includes the cities and counties of residence for cases in Florida residents based on the patient's ZIP Code. Note that city is not always received as part of the initial notification and may be missing while the case is being investigated.

City and county	Cases
Winter Springs, Orange	2
Venice, Dade	2
West Palm Beach, Unknown	2
Windermere, Hillsborough	2
Bonnie, Dade	2
Eatonville, Polk	2
Fort Pierce, Brevard	2
Delray Beach, Broward	2
Graceville, Unknown	2
High Springs, Columbia	2
New Port Richey, Hillsborough	2
Miami, Martin	2
Long Beach, Orange	2
Labelle, Collier	2
Longwood, Unknown	2
Lauderhill, Unknown	2
Jena, Taylor	2
Sarasota, Unknown	2
Port Canaveral, Brevard	2
Plantation Key, Monroe	2
Orlando, St. Lucie	2
Oakland Park, Unknown	2
Orlando, Collier	2
Seguin, Unknown	2
Sunrise, Unknown	2
Tampa, Broward	2
Tarpon Springs, Hillsborough	2
Marysville, Dade	2
Cross Key, Monroe	2
Cibolo, Orange	2
Claysville, Hernando	2
Dade City, Unknown	2
Crescent Beach, Sarasota	2
Defuniak Springs, Okaloosa	2
Defuniak Springs, Unknown	2
Callahan, Duval	2
Clermont, Polk	2
Doctors Inlet, Clay	2
Bonifay, Jackson	2
Bonnie, Sarasota	2
Bronx, Seminole	2
Lecanto, Marion	2
Maitland, Leon	2
Miami Shores, Broward	2
Missing, Hernando	2
Fort Myers, Collier	2
Fort Pierce, Martin	2
Lake Helen, Orange	2
Winter Park, Leon	2
Weston, Dade	2
West Palm Beach, Dade	2
Palm Springs North, Dade	2
Orlando, Santa Rosa	2
Orlando, Charlotte	2
Oklawaha, Marion	2
Olustee, Baker	2
None, Dade	2
Mount Pleasant, Gadsden	2
Navarre, Okaloosa	2



# COVID-19: characteristics of 1,745,744 Florida resident cases

Data through Feb 6, 2021 verified as of Feb 7, 2021 at 09:25 AM

Data in this report are provisional and subject to change.

The table below includes the cities and counties of residence for cases in Florida residents based on the patient's ZIP Code. Note that city is not always received as part of the initial notification and may be missing while the case is being investigated.

City and county	Cases
West Villages, Sarasota	2
Zellwood, Lake	2
Upper Key Largo, Monroe	2
University Of Central Florida, Brevard	2
Seven Springs, Pasco	2
Blountstown, Jackson	2
Alligator Point, Franklin	2
Coconut Creek, Unknown	2
Bradington, Manatee	2
Hallandale Beach, Dade	2
Crawfordville, Leon	2
Eatonville, Lake	2
Lawtey, Union	2
Lake Geneva, Clay	2
Lutz, Pinellas	2
Los Angeles, Okaloosa	2
Madison, Unknown	2
Maitland, Pasco	2
Chipley, Jackson	2
Amelia City, Nassau	2
Apopka, Unknown	2
Alligator Point, Wakulla	2
Florida Power & Light Co, Dade	2
University Of Central Florida, Broward	2
Ocala, Unknown	2
Miamt, Dade	2
Orlando, Okaloosa	2
Wimauma, Manatee	2
Provo, Broward	2
University Of Central Florida, Palm Beach	2
University Of Central Florida, Pinellas	2
Sumatra, Liberty	2
Portland, Unknown	2
Maitland, Lake	2
Hialeah Lakes, Dade	2
Hialeah, Orange	2
Moore Haven, Hendry	2
Naples, Broward	2
Cassadaga, Volusia	2
Fort Walton Beach, Walton	2
Dunnellon, Levy	2
Export, Palm Beach	1
Fdsf, Unknown	1
Downers Grove, St. Lucie	1
Duke Field Air Force Station, Okaloosa	1
Fort Myers, Lake	1
Felda, Palm Beach	1
Flagler Beach, Volusia	1
Flomaton, Escambia	1
Flora, Lee	1
Fruitland Park, Sumter	1
Fwb, Unknown	1
Gainesville, Marion	1
Gastonia, Polk	1
Geneva, Orange	1
Fresno, Pasco	1
Green, Clay	1
Greensburg, Orange	1
Greenville, Monroe	1

# COVID-19: characteristics of 1,745,744 Florida resident cases

Data through Feb 6, 2021 verified as of Feb 7, 2021 at 09:25 AM

Data in this report are provisional and subject to change.

The table below includes the cities and counties of residence for cases in Florida residents based on the patient's ZIP Code. Note that city is not always received as part of the initial notification and may be missing while the case is being investigated.

City and county	Cases
Gulf Shores, Escambia	1
Clearwater, Highlands	1
Clermont, Unknown	1
Columbia, Orange	1
Coral Gables, Unknown	1
Coral Springs, Unknown	1
Cornelius, Leon	1
Crestview, Dade	1
Dade City, Polk	1
Dania, Unknown	1
Darien, Pasco	1
Arcadia, Charlotte	1
Aspen, Palm Beach	1
Atlanta, Broward	1
Aurburndale, Polk	1
Aventura, Unknown	1
Azalea Park, Sarasota	1
Bartow, Unknown	1
Boca Rotan, Unknown	1
Brooksville, Columbia	1
Bryn Mawr, Collier	1
Alpharetta, Alachua	1
Apalachicola, Leon	1
Naugatuck, Lee	1
New Vernon, Sarasota	1
New York, Broward	1
Northville, Broward	1
Ocala, Indian River	1
Ocoee, Broward	1
North Little Rock, Palm Beach	1
Ocoee, Polk	1
Opa Locka, Unknown	1
Orem, Nassau	1
Orlando, Orange	1
Myakka, Duval	1
Missing, Columbia	1
Middleburg, Unknown	1
Minneapolis, Broward	1
Hilliard, Dade	1
Hollywood, Leon	1
Holt, Unknown	1
Homestead, Monroe	1
Humble, Broward	1
Havanna, Gadsden	1
Jan Phyl Village, Polk	1
Knoxville, Duval	1
Lake City, Volusia	1
Maitland, Unknown	1
Melbourne, Orange	1
Metter, Volusia	1
Miami Beach, Palm Beach	1
Miami Granders, Dade	1
Lakeland, Pasco	1
Lakewood, Unknown	1
Los Angeles, Polk	1
Pound Ridge, Leon	1
Port Charlotte Fl, Unknown	1
Ponce, Orange	1
Plant City, Pinellas	1

# COVID-19: characteristics of 1,745,744 Florida resident cases

Data through Feb 6, 2021 verified as of Feb 7, 2021 at 09:25 AM

Data in this report are provisional and subject to change.

The table below includes the cities and counties of residence for cases in Florida residents based on the patient's ZIP Code. Note that city is not always received as part of the initial notification and may be missing while the case is being investigated.

City and county	Cases
Plantation, Unknown	1
Saint Petersburg, Dade	1
San Juan, Osceola	1
San Pedro Sula, Dade	1
Sandy, Duval	1
Richmond Heights, Dade	1
Riverview, Pinellas	1
Rochester, Lee	1
Rosemary Beach, Bay	1
Saint Cloud, Orange	1
Orlando, Highlands	1
Plant City, Hendry	1
Sumter Ville, Unknown	1
Tallahassee, Escambia	1
Telluride, Lee	1
Tampa, Dade	1
Tampa, Jackson	1
Tampa, Lee	1
Tinley Park, Lee	1
University Of Central Fl, Dade	1
Wayne, Dade	1
Wekiwa Springs, Seminole	1
West Simsbury, Collier	1
South Otselic, Dade	1
Stockbridge, Leon	1
Sullivans Island, Dade	1
Southampton, Palm Beach	1
Springhill, Unknown	1
Windermere, Polk	1
Winter Park, Lake	1
Russellville, Hillsborough	1
Saint Augustine, Okaloosa	1
Republic, Monroe	1
Ridge Manor Estates, Sumter	1
Ridgewood, Broward	1
Riverview, Manatee	1
Roseland, Palm Beach	1
Porter Ranch, Dade	1
Raiford, Bradford	1
Ponte Vedra Beach, Orange	1
Port Orange , Volusia	1
Port Saint Lucie, Indian River	1
Tampa, Escambia	1
Tampa, Manatee	1
Tangerine, Lake	1
Steinhatchee, Alachua	1
Saint Teresa, Wakulla	1
San Antonio, Dade	1
San Diego, Unknown	1
Sanford, Palm Beach	1
Sebastian, Lake	1
Middleburg, Duval	1
Midland, Osceola	1
Missing, Wakulla	1
N/A, Duval	1
Naples, Alachua	1
Ocean City, Broward	1
Palm City, Unknown	1
Plant City, Unknown	1

# COVID-19: characteristics of 1,745,744 Florida resident cases

Data through Feb 6, 2021 verified as of Feb 7, 2021 at 09:25 AM

Data in this report are provisional and subject to change.

The table below includes the cities and counties of residence for cases in Florida residents based on the patient's ZIP Code. Note that city is not always received as part of the initial notification and may be missing while the case is being investigated.

City and county	Cases
Pompano Beach, Alachua	1
Old Town, Gilchrist	1
Oviedo, Leon	1
Opa Locka, Polk	1
Orem, Sarasota	1
Orem, Unknown	1
University Of Central Florida, Hillsborough	1
Village Of Palm Springs, Palm Beach	1
Virginia Beach, Alachua	1
Webster, Pasco	1
Union City, Bradford	1
University Of Central Fl, Pasco	1
Westerville, Hillsborough	1
Wilton Manors, Dade	1
Wilbur By The Sea, Volusia	1
Willowbrook, Lee	1
Winston Salem, Unknown	1
Winter Garden, Hillsborough	1
Woodland Hills, Brevard	1
Yulee, Duval	1
Fl State Lot, Leon	1
Fortlauderdale, Unknown	1
Fortwalton Beach, Okaloosa	1
Ft Pierce, Unknown	1
Garland, Orange	1
El Paso, Unknown	1
Everett, Dade	1
Eatonville, Seminole	1
Colorado Springs, Unknown	1
Conifer, Lee	1
Destin, Unknown	1
Diamond, Highlands	1
Daniel Island, Bay	1
Altamonte, Orange	1
Alva, Collier	1
333, Unknown	1
Allentown, Putnam	1
Apple Creek, Citrus	1
Amelia Village, Nassau	1
Barefoot Beach, Lee	1
Azalea Park, Osceola	1
Avon, Manatee	1
Aventura, Osceola	1
Chipley, Holmes	1
Chattanooga, Dade	1
Chickasha, Sarasota	1
Bryn Mawr, Palm Beach	1
Camden Wyoming, Duval	1
Bear Grass, Palm Beach	1
Mary Esther, Escambia	1
Miami, Charlotte	1
Miamii, Dade	1
Miami Garden, Unknown	1
Lake Mary, Lake	1
Knoxville, Escambia	1
Longwood, Orange	1
Lauderdale Hill, Unknown	1
Lehigh Cares, Lee	1
Live Oak, Columbia	1

# COVID-19: characteristics of 1,745,744 Florida resident cases

Data through Feb 6, 2021 verified as of Feb 7, 2021 at 09:25 AM

Data in this report are provisional and subject to change.

The table below includes the cities and counties of residence for cases in Florida residents based on the patient's ZIP Code. Note that city is not always received as part of the initial notification and may be missing while the case is being investigated.

City and county	Cases
Loganville, Orange	1
Jeffersonville, Broward	1
Homeless, Dade	1
Homer, Escambia	1
Hilliard, Unknown	1
Hickory, Lee	1
Hallandate Ben, Unknown	1
Havana, Leon	1
Fort Denaud, Glades	1
Louisville, Manatee	1
Los Angeles Ca, Unknown	1
Macdill Air Force Base, Hillsborough	1
Margate, Dade	1
Marshall, Dade	1
Mary Esther, Unknown	1
Miami Lakes, Unknown	1
Miami, Hillsborough	1
Miami, Manatee	1
Miami Beach, Broward	1
Middlesburg, Duval	1
Lake City, Hamilton	1
La Grange, Dade	1
Lehigh Acres, Dade	1
Lewisburg, Pasco	1
Largo, Unknown	1
Littleton, Dade	1
Homosassa, Hernando	1
Homeless, Polk	1
Jerusalem, St. Johns	1
Davenport, Orange	1
Daytona Beach, Unknown	1
Deland, St. Lucie	1
Deltona, Orange	1
Foley, Escambia	1
Harrison, Pinellas	1
Granada Hills, Broward	1
Guilford, Dade	1
Hailandale, Unknown	1
Fort Myers-, Lee	1
Fort Pierce, Unknown	1
Gainesville, Duval	1
Bronx, Palm Beach	1
Cartersville, Unknown	1
Conway, Leon	1
Cypress, Leon	1
Clermont, Volusia	1
Clewiston, Glades	1
Altoona, Marion	1
Anaheim, Unknown	1
Argyle, Walton	1
Athens, Duval	1
Bogota, Orange	1
Bradenton, Dade	1
Bradenton, Osceola	1
Sun City Center, Hardee	1
Tallahassee, Duval	1
Tallahassee, Unknown	1
Tampa, Palm Beach	1
Tavares, Marion	1

# COVID-19: characteristics of 1,745,744 Florida resident cases

Data through Feb 6, 2021 verified as of Feb 7, 2021 at 09:25 AM

Data in this report are provisional and subject to change.

The table below includes the cities and counties of residence for cases in Florida residents based on the patient's ZIP Code. Note that city is not always received as part of the initial notification and may be missing while the case is being investigated.

City and county	Cases
Saint Cloud, Unknown	1
Saint Johns, Unknown	1
Shelton, Manatee	1
Spring Hill , Hernando	1
Spring Hill, Dade	1
Starke, Clay	1
Stone Mountain, Palm Beach	1
Tulsa, Orange	1
Tiffin, Highlands	1
Washington, Unknown	1
West Palm Beach, Broward	1
Venice, Unknown	1
Vernon, Unknown	1
Westbrook, Dade	1
Wichita, Volusia	1
Winter Garden, Pinellas	1
Winder Garden, Orange	1
Windermere, Leon	1
Windermere, Osceola	1
Windermere, Seminole	1
Winter Garden, Broward	1
Zolfo Springs, Polk	1
Winter Park, St. Johns	1
Winter Park, Broward	1
Winter Park, Indian River	1
Winter Park, Lee	1
New Orleans, Palm Beach	1
Newark, Broward	1
Newburgh, Bay	1
Navarre, Dade	1
North Pole, Seminole	1
North Port, Lee	1
Old Town, Alachua	1
Ona, Manatee	1
Oooooo, Unknown	1
Ocoee, Osceola	1
Okeechobee, Broward	1
Orem, Broward	1
Orlando, Columbia	1
Orlando, Indian River	1
Orlando, Sarasota	1
Ormond Beach, Unknown	1
Oviedo, Brevard	1
Pacifica, Dade	1
Saint Petersburg, St. Lucie	1
Sandford, Seminole	1
Sarasota, Flagler	1
Saxis, Lee	1
Sebring, Lee	1
Rye, Duval	1
Rex, Duval	1
Parker, Dade	1
Parker, Leon	1
Peoria, Unknown	1
Palm Coast, Alachua	1
Palm Coast, Polk	1
Port Everglades, Broward	1
Plantation, Orange	1
Pompano Beach, Martin	1



# COVID-19: characteristics of 1,745,744 Florida resident cases

Data through Feb 6, 2021 verified as of Feb 7, 2021 at 09:25 AM

Data in this report are provisional and subject to change.

The table below includes the cities and counties of residence for cases in Florida residents based on the patient's ZIP Code. Note that city is not always received as part of the initial notification and may be missing while the case is being investigated.

City and county	Cases
Opalocka, Dade	1
North Canton, Palm Beach	1
New Richmond, Volusia	1
Oakland, Leon	1
Ocala, Alachua	1
Okeechobee, St. Lucie	1
Panama City, Walton	1
Palm Coast, Duval	1
Orlando, Union	1
Ovido, Seminole	1
Oxford, Palm Beach	1
Perry, Leon	1
Port Orange, Unknown	1
Port Saint Lucie, Orange	1
Provincetown, Collier	1
Tangerine, Seminole	1
Virginia Beach, Hernando	1
Waco, Broward	1
Washington, Broward	1
Tewksbury, Orange	1
Toms River, Dade	1
Shannon, Collier	1
Soldotna, Broward	1
Spring Park, Alachua	1
Steinhatchee, Madison	1
South Burlington, Orange	1
Rio Dell, Volusia	1
Saint Cloud, Lee	1
Saint Johns, Orange	1
San Antonio, Sarasota	1
San Antonio, Unknown	1
Sanford, Volusia	1
Wheaton, Lee	1
Wesley Chapel, Alachua	1
Umatilla, Alachua	1
University Of Central Florida, Monroe	1
Winter Park, Osceola	1
Wood River, Polk	1
Worcester, Palm Beach	1
Wilmington, Broward	1
Winter Park, Alachua	1
Lake Placid, Alachua	1
Lake Worth Beach, Broward	1
Jamaica, Broward	1
Jersey City, Polk	1
Jupiter, Unknown	1
Kingsland, Duval	1
Kissimmee, Brevard	1
Gainesville, Baker	1
Gilmer, Dade	1
Jacksonville, Manatee	1
Haverford, Hillsborough	1
Herrin, Orange	1
Miami, Collier	1
Miami, St. Lucie	1
Melrose, Alachua	1
Miamf, Dade	1
Miami G, Dade	1
Marianna, Calhoun	1

# COVID-19: characteristics of 1,745,744 Florida resident cases

Data through Feb 6, 2021 verified as of Feb 7, 2021 at 09:25 AM

Data in this report are provisional and subject to change.

The table below includes the cities and counties of residence for cases in Florida residents based on the patient's ZIP Code. Note that city is not always received as part of the initial notification and may be missing while the case is being investigated.

City and county	Cases
Marshall, Palm Beach	1
Magnolia Square, Osceola	1
Maitland, Alachua	1
Los Angeles, Palm Beach	1
Lemoyne, Manatee	1
Lawrence Township, Palm Beach	1
Lander, Citrus	1
Las Vegas, Orange	1
Bryant, Alachua	1
Buffalo, Palm Beach	1
Carol Stream, Orange	1
Castleberry, Escambia	1
Charlotte, Pasco	1
Apopka, Flagler	1
99, Unknown	1
Alanson, Bay	1
Aollywoss, Dade	1
Boca Raton, Unknown	1
Bohealia, Lee	1
Blowing Rock, Polk	1
Belleair, Hillsborough	1
Dorchester, Orange	1
Estero, Collier	1
Fanning Springs, Levy	1
Columbus, Brevard	1
Cookeville, Seminole	1
Clear Brook, Lee	1
Deland, Polk	1
Dallas, Lee	1
De Leon Springs, Putnam	1
Crestview, Holmes	1
Cumberland, Palm Beach	1
Dade City, Hillsborough	1
Canton, Duval	1
Charlotte, Alachua	1
Cantonment, Santa Rosa	1
Cape Coral, Unknown	1
Bryceville, Duval	1
Bradenton, Lee	1
Boca Raton, Dade	1
Boca Raton, Madison	1
Bogota, Unknown	1
Atlanta, Walton	1
Attalla, Broward	1
Auburn, Palm Beach	1
Autaugaville, Broward	1
Apopka, Volusia	1
Alachua, Suwannee	1
Alafaya, Broward	1
Alafaya, Pinellas	1
Daytona Beach, Orange	1
Deerfield Beach, Polk	1
Crestview, Broward	1
Dalecity, Okaloosa	1
Clearwater, Leon	1
Crystal River, Marion	1
Crystal River, Unknown	1
Fellsmere, Brevard	1
Fleming Island, Duval	1

# COVID-19: characteristics of 1,745,744 Florida resident cases

Data through Feb 6, 2021 verified as of Feb 7, 2021 at 09:25 AM

Data in this report are provisional and subject to change.

The table below includes the cities and counties of residence for cases in Florida residents based on the patient's ZIP Code. Note that city is not always received as part of the initial notification and may be missing while the case is being investigated.

City and county	Cases
Florida City, Unknown	1
Fort Lauderdale, Collier	1
El Dorado, Palm Beach	1
East Setauket, Palm Beach	1
Merrick, Palm Beach	1
Metter, Manatee	1
Miamiardens, Unknown	1
Miamksaohes, Dade	1
Miami Dade, Unknown	1
Lake Clarke Shores, Palm Beach	1
Lake Forest, Collier	1
Macclenny, Dixie	1
Madison, Jefferson	1
Maitland, Collier	1
Key West, Palm Beach	1
Kilgore, Dade	1
Jupiter Inlet, Palm Beach	1
Jzx, Unknown	1
Land O Lakes, Unknown	1
Landolakes, Unknown	1
Lawton, Okaloosa	1
Levittown, Palm Beach	1
Lima, Manatee	1
Lima, Volusia	1
Gainesville, Levy	1
Glen Cove, Unknown	1
Glen Saint Mary, Duval	1
Golden Oak, Hillsborough	1
Greensboro, Leon	1
Jacksonville, Baker	1
Jacksonville, Marion	1
Irmo, Unknown	1
Immokalee, Walton	1
Syracuse, Unknown	1
Twentynine Palms, Broward	1
Surprise, Unknown	1
St Cloud, Orange	1
Vernon, Walton	1
Venezuela, Unknown	1
Waukesha, Volusia	1
West Miami, Unknown	1
Whippany, Volusia	1
Xifamk, Dade	1
Windermere, Alachua	1
Winfield, Hillsborough	1
Winter Garden, Unknown	1
Winter Park, Brevard	1
Winter Park, Unknown	1
Orlando, Gadsden	1
Orlando, Hernando	1
Orlando, St. Johns	1
Orem, Dade	1
Orlando, Citrus	1
Ocala, Duval	1
Okeechobi, Unknown	1
Monument, Broward	1
Mokena, Lee	1
Morrisville, Palm Beach	1
North Brunswick, St. Lucie	1

# COVID-19: characteristics of 1,745,744 Florida resident cases

Data through Feb 6, 2021 verified as of Feb 7, 2021 at 09:25 AM

Data in this report are provisional and subject to change.

The table below includes the cities and counties of residence for cases in Florida residents based on the patient's ZIP Code. Note that city is not always received as part of the initial notification and may be missing while the case is being investigated.

City and county	Cases
North Grafton, Dade	1
North Lauderdale, Unknown	1
North Porte, Unknown	1
Notrealville, Polk	1
Orlando, Walton	1
Oviedo, Lake	1
Pensacola, Dade	1
Panomo City, Bay	1
Parrish, Sarasota	1
Plantation, Leon	1
Pooler, Broward	1
Port St. Lucie, Unknown	1
Punta Gorda, Sarasota	1
Putnam, Putnam	1
Rye, Palm Beach	1
Ridgewood, Lee	1
Roayl Palm Beach, Palm Beach	1
Roseville, Broward	1
Saint Petersburg, Bay	1
San Marcos, Unknown	1
Lake Worth, Unknown	1
Los Angeles, Orange	1
Maitland, Palm Beach	1
Litchfield Park, Monroe	1
Littleton, St. Johns	1
Indianapolis, Lee	1
Lake Como, Nassau	1
Lake In The Hills, Broward	1
Jupiter, Pinellas	1
Kansas City, Palm Beach	1
Melbourne, Volusia	1
Milford, Bay	1
Milford, Unknown	1
Marianna, Leon	1
Marianna, Washington	1
Mary Esther, Hillsborough	1
Marathon Shores, Monroe	1
Mattoon, Lee	1
Newaygo, Charlotte	1
North Port, Charlotte	1
New Canaan, Dade	1
Na, Dade	1
Naples, Leon	1
Gwynn Oak, Polk	1
Fort Worth, Broward	1
Franklin, Orange	1
Frostproof, Highlands	1
Gainesville, Palm Beach	1
Gainesville, Santa Rosa	1
Crescent City, Marion	1
Crestview, Unknown	1
Destin, Bay	1
Eureka, Flagler	1
Evansville, Citrus	1
Bonnie, St. Johns	1
Belleair Bluffs, Unknown	1
Big Torch Key, Monroe	1
Black, Holmes	1
Boca Raton, Lee	1

# COVID-19: characteristics of 1,745,744 Florida resident cases

Data through Feb 6, 2021 verified as of Feb 7, 2021 at 09:25 AM

Data in this report are provisional and subject to change.

The table below includes the cities and counties of residence for cases in Florida residents based on the patient's ZIP Code. Note that city is not always received as part of the initial notification and may be missing while the case is being investigated.

City and county	Cases
Bonifay, Unknown	1
Apo, Collier	1
Apopka, Citrus	1
Apopka, Hillsborough	1
Arabi, Orange	1
Austin, Dade	1
Clearwater, Hillsborough	1
Coal City, Pasco	1
Commerce Township, Manatee	1
Crawfordville, Alachua	1
Celebration, Orange	1
Chicago, Broward	1
Choctaw Beach, Unknown	1
Brownsville, Escambia	1
Bryant, Palm Beach	1
Boys Ranch, Suwannee	1
Addison, Pasco	1
Winnetka, Dade	1
Winter Garden, Osceola	1
Winter Haven, Osceola	1
Winter Park, Duval	1
Winter Park, Palm Beach	1
Weston, Unknown	1
Wildwood, Lee	1
Wabasha, Clay	1
West Hollywood, Broward	1
Waverly, Duval	1
Winter Springs, Polk	1
Youngstown, Washington	1
Port Saint Lucie, Marion	1
Port St Luice, Unknown	1
Roswell, Bay	1
Ruskin, Dade	1
Ruskin, Manatee	1
Pensacola Naval Hospital, Escambia	1
Pass-A-Grille, Pinellas	1
Pompano Beach, Osceola	1
Plymouth, Pasco	1
Okeechobee, Unknown	1
Oviedo, Orange	1
Pace, Escambia	1
Painted Post, Pasco	1
Palatka, Marion	1
Saint Petersburg, Duval	1
Saint Petersburg, Manatee	1
Sun City Center, Lee	1
St Peterburg, Orange	1
Stiamk, Dade	1
Scottsdale, Brevard	1
Unknown, Duval	1
Upland, Manatee	1
Surfside Beach, Orange	1
Tampa, Duval	1
Tavares, Unknown	1
Temple, Palm Beach	1
Jupiter, St. Lucie	1
Kenilworth, Leon	1
Indian Rocks Beach, Duval	1
Indiantown, Palm Beach	1

# COVID-19: characteristics of 1,745,744 Florida resident cases

Data through Feb 6, 2021 verified as of Feb 7, 2021 at 09:25 AM

Data in this report are provisional and subject to change.

The table below includes the cities and counties of residence for cases in Florida residents based on the patient's ZIP Code. Note that city is not always received as part of the initial notification and may be missing while the case is being investigated.

City and county	Cases
Inglewood, Sarasota	1
Key West, Duval	1
Keys West, Unknown	1
Kingsland, Nassau	1
Knoxville, Bay	1
Homeless, Monroe	1
Homeless, Pinellas	1
Hoclywsod, Dade	1
Holiday, Pinellas	1
Inwood, Broward	1
Irvine, Marion	1
Istachatta, Hernando	1
Jacksonville , Duval	1
Jacksonville, Orange	1
Jefferson, Dade	1
Jonesboro, Leon	1
Mckinney, Broward	1
Miamc, Dade	1
Missing, Okeechobee	1
Monroe Township, Palm Beach	1
Moore Haven, Okeechobee	1
Morrisville, Unknown	1
Lake Butler, Alachua	1
Las Vegas, Palm Beach	1
Ldhl, Broward	1
Longwood, Volusia	1
Lehigh Acres, Collier	1
Lincoln, St. Lucie	1
Little Neck, Lee	1
Carmel, Orange	1
Cedar Springs, Hernando	1
Chicago, Unknown	1
Coconut Ck, Unknown	1
Dallas, Hernando	1
Dayton, Lake	1
Daytona Beach, Pinellas	1
Dearborn, Broward	1
Deer Park, Dade	1
Brooklyn, Dade	1
Brooklyn, Lee	1
Caracas, Dade	1
Boston, Broward	1
Bel Air, Collier	1
O, Manatee	1
Alachua, Duval	1
Alpharetta, Broward	1
Apopka, Clay	1
Asheville, Highlands	1
Astoria, Broward	1
Bartow, Hardee	1
Downingtown, Hillsborough	1
Dpo, Santa Rosa	1
Dunedin, Unknown	1
Deerfield, Dade	1
Deland, Seminole	1
Deltona, Seminole	1
Fort Lauderdale, Leon	1
Fort Myers, Sarasota	1
Fort Pierce, Palm Beach	1



# COVID-19: characteristics of 1,745,744 Florida resident cases

Data through Feb 6, 2021 verified as of Feb 7, 2021 at 09:25 AM

Data in this report are provisional and subject to change.

The table below includes the cities and counties of residence for cases in Florida residents based on the patient's ZIP Code. Note that city is not always received as part of the initial notification and may be missing while the case is being investigated.

City and county	Cases
Fort White, Clay	1
East Palatka, Hillsborough	1
Eastpoint, Leon	1
Gotcha, Orange	1
Greensburg, Palm Beach	1
Garden City, Alachua	1
Gaylord, Orange	1
Hallandale, Unknown	1
Haines City, Osceola	1
Hernando, Marion	1
Hialeah, Collier	1
Helen, Bay	1
Tavares, Orange	1
Tequesta, Martin	1
Topsham, Manatee	1
Town Of Nocatee, St. Johns	1
Unkn, Duval	1
Syracuse, Polk	1
Tallahassee, Dade	1
Tamarac, Dade	1
Waipahu, Santa Rosa	1
Ward, Polk	1
Wellborn, Columbia	1
West Aplm Beach, Palm Beach	1
West Yarmouth, St. Lucie	1
Venetian Islands, Dade	1
Winter Garden, Duval	1
Woodbine, Nassau	1
Yulee, St. Johns	1
Zephyrhills, Hillsborough	1
Saint Joseph, Volusia	1
Russellville, Bay	1
Saint Cloud, Palm Beach	1
Prattville, Hillsborough	1
Prestonsburg, Bay	1
Quincy, Jackson	1
Rapid City, Broward	1
Piasa, Putnam	1
Suitland, Volusia	1
Sunbright, Palm Beach	1
San Antonio, Orange	1
Sanford, Unknown	1
Seminole, Leon	1
Shalimar, Unknown	1
Shirley, Flagler	1
Oldsmar, Hillsborough	1
North Palm Beach, Orange	1
Northport, Sarasota	1
Oakland, Lee	1
Milford, Lee	1
Myakka City, Sarasota	1
New Middletown, Hillsborough	1
New Port Richey, Pinellas	1
Newberry, Marion	1
Orlo Vista, Orange	1
Other, Dade	1
Palm Beach Gardens, Unknown	1
Palmetto Bay, Palm Beach	1
Palmetto, Pasco	1

# COVID-19: characteristics of 1,745,744 Florida resident cases

Data through Feb 6, 2021 verified as of Feb 7, 2021 at 09:25 AM

Data in this report are provisional and subject to change.

The table below includes the cities and counties of residence for cases in Florida residents based on the patient's ZIP Code. Note that city is not always received as part of the initial notification and may be missing while the case is being investigated.

City and county	Cases
Pass-A-Grille Beach, Pinellas	1
Pembroke Lakes, Broward	1
Cincinnati, Dade	1
Crossings, Unknown	1
Dfafs, Okaloosa	1
Davenport, Lake	1
Davie, Unknown	1
Dayton, Orange	1
Edgewood, Broward	1
Elkton, Putnam	1
Floral, Okaloosa	1
Armstrong, St. Johns	1
Atl, Brevard	1
Alva, Escambia	1
Andalusia, Escambia	1
Arcadia, Highlands	1
Baker, Santa Rosa	1
Belleville, Palm Beach	1
Belmont, Santa Rosa	1
Blountstown, Broward	1
Bronson, Alachua	1
Brooker, Alachua	1
Brandon, Pinellas	1
Bonita, Lee	1
Bocaraten, Palm Beach	1
Hudson, Pinellas	1
Interlachen, Duval	1
Kure Beach, Monroe	1
Lakeland, Palm Beach	1
Gainesville, Okaloosa	1
Gainesville, Unknown	1
Gibson, Unknown	1
Hoosick Falls, Broward	1
Hialeahgardens, Dade	1
Hiram, Leon	1
Greenbrier, Bay	1
Groveland, Orange	1
Monroe, Hillsborough	1
North Laud, Unknown	1
Ocoee, Unknown	1
Olds, Manatee	1
Longwood, Broward	1
Lucedale, St. Lucie	1
Macclenny, Duval	1
Mantua, Broward	1
Marina Del Rey, Broward	1
Mayaguez, Dade	1
Middletown, Osceola	1
White Plains, Broward	1
Whites Creek, Leon	1
Windermere, Volusia	1
Wtixrat, Dade	1
Ventura, Orange	1
Westlake Village, Unknown	1
Watersound, Bay	1
Saint Petersburg, Charlotte	1
Saint Augustine, Flagler	1
Puerto Rico, Unknown	1
Punta Gorda, Unknown	1

# COVID-19: characteristics of 1,745,744 Florida resident cases

Data through Feb 6, 2021 verified as of Feb 7, 2021 at 09:25 AM

Data in this report are provisional and subject to change.

The table below includes the cities and counties of residence for cases in Florida residents based on the patient's ZIP Code. Note that city is not always received as part of the initial notification and may be missing while the case is being investigated.

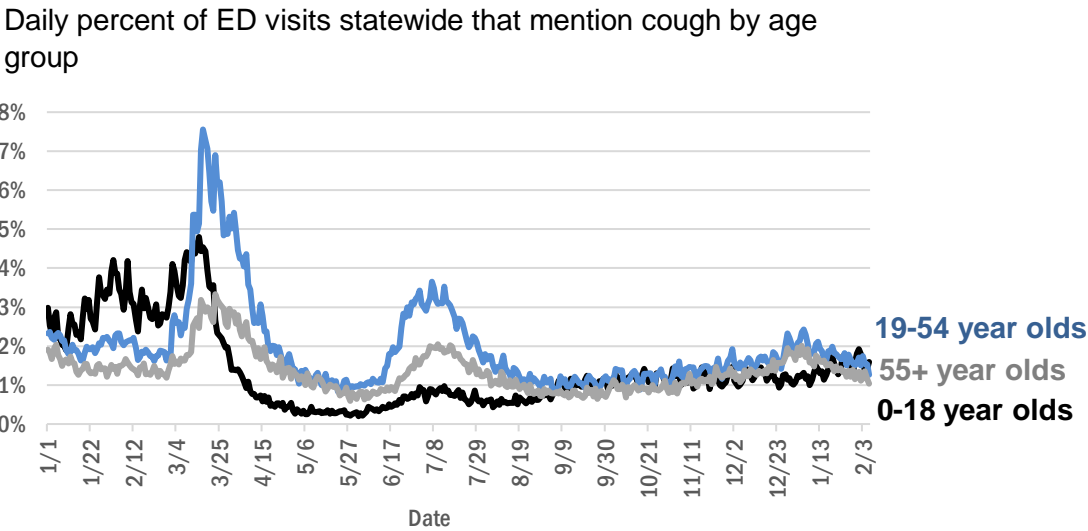
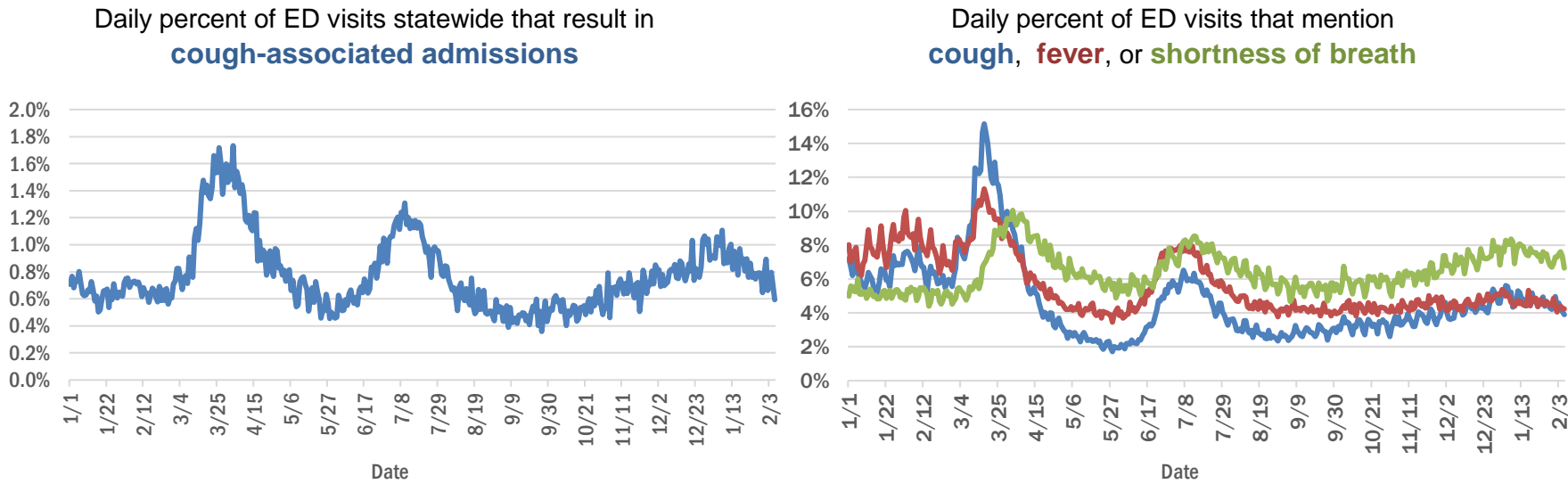
City and county	Cases
Randolph, Orange	1
Rivera Beach, Palm Beach	1
Port Orange, Brevard	1
Powell, Lee	1
Paducah, Manatee	1
Orlando, Jackson	1
Palm Coast, Unknown	1
Pembroke Pines, Orange	1
Pensacola, Sumter	1
Perth Amboy, Hillsborough	1
Seffenner, Hillsborough	1
Seminole, Lee	1
Sanford, Orange	1
Sunrtise, Dade	1
Tallahassee, Gadsden	1
Tallahassee, Madison	1
Trenton, Dixie	1
Unknown, Unknown	1
Toms River, Lee	1
Tourist, Dade	1
University Of Central Florida, Lee	1
Unk, Duval	1
Unknown Out Of Area, St. Lucie	1
Total	1,745,744

# COVID-19: additional surveillance information

Data through Feb 6, 2021 verified as of Feb 7, 2021 at 09:25 AM

Data in this report are provisional and subject to change.

## Statewide emergency department (ED) chief complaint and admission data



The Electronic Surveillance System for the Early Notification of Community-Based Epidemics (ESSENCE-FL) includes chief complaint data from 211 of 211 Florida EDs. Data are transmitted electronically to ESSENCE-FL daily or hourly.

# COVID-19: testing by laboratory

Data through Feb 6, 2021 verified as of Feb 7, 2021 at 09:25 AM

Data in this report are provisional and subject to change.

The numbers in the table below represent the number of Florida and non-Florida residents for whom test results were received by the Department of Health. A person can be tested by more than one laboratory and can have both positive and negative results. **Therefore, the sum of the numbers in each column will be larger than the total number of people tested.**

Reporting lab	Inconclusive	Negative	Positive	Percent positive	Total
LABORATORY CORPORATION OF AMERICA	2,431	1,502,658	205,728	12%	1,710,817
CURATIVE LABS	12,767	1,338,081	201,075	13%	1,551,923
QUEST DIAGNOSTICS	11,163	1,296,720	191,954	13%	1,499,837
BIO REFERENCE LABORATORIES, INC	7,526	878,527	168,639	16%	1,054,692
REALTOX LABS LLC	6,020	559,294	91,538	14%	656,852
HELIX	7,198	529,740	93,807	15%	630,745
GENETWORX	661	390,603	32,954	8%	424,218
CDR MAGUIRE - HEALTH CARE CENTER		338,627	51,525	13%	390,152
RCA LABORATORY SERVICES, LLC		336,113	35,769	10%	371,882
NOMI_HEALTH	1,868	310,726	46,596	13%	359,190
EAST FLORIDA STATE COLLEGE - BREVARD		212,887	26,986	11%	239,873
IMPACT HEALTH BIOMETRIC TESTING, INC	1,013	203,968	23,672	10%	228,653
NOMI HEALTH LAB SERVICES		172,676	19,760	10%	192,436
BPHL-JACKSONVILLE	18	159,197	28,693	15%	187,908
CB SMITH PARK		150,117	18,796	11%	168,913
MAKO GENOMICS	7,202	130,824	23,861	15%	161,887
PWNHEALTH	997	139,645	19,442	12%	160,084
ADVENTHEALTH LAB	99	140,009	18,198	11%	158,306
ELABNETWORK	1,059	136,674	11,661	8%	149,394
MAYO CLINIC LABORATORIES	327	131,700	16,884	11%	148,911
FULGENT DIAGNOSTICS LABORATORY	2,736	127,721	14,119	10%	144,576
BPHL-MIAMI	225	117,131	20,131	15%	137,487
BAYCARE LABORATORIES LLC	540	117,681	10,606	8%	128,827
NORTHWEST LABORATORY	246	121,048	6,473	5%	127,767
MEMORIAL REGIONAL HOSPITAL SOUTH	25	103,963	21,468	17%	125,456
ASCENSION SACRED HEART HOSPITAL - PENSACOLA	2	106,033	16,957	14%	122,992
BIOCOLLECTIONS WORLDWIDE, INC	720	104,631	13,143	11%	118,494
ADVENT HEALTH LAB	112	101,260	13,956	12%	115,328
ORLANDO HEALTH SYSTEM	674	103,389	10,912	9%	114,975
MEDICAL DIAGNOSTIC LABORATORIES	973	98,488	14,205	12%	113,666
UF HEALTH MEDICAL LAB	33	91,458	8,552	9%	100,043
BPHL-TAMPA (SPECTRUM BLVD)	45	82,247	15,391	16%	97,683
KORVALABS, INC	1,285	91,391	4,695	5%	97,371
AKESOGEN		80,970	15,584	16%	96,554
TESTING MATTERS INC	410	81,602	13,513	14%	95,525
TAMPA GENERAL HOSPITAL	4	83,812	8,111	9%	91,927
DIATHERIX LABORATORIES (VRL EUROFINs)		78,794	11,940	13%	90,734
SUNPATH MEDICAL DIAGNOSTICS LABORATORY	778	75,667	11,713	13%	88,158
BAPTIST HEALTH SOUTH FLORIDA	321	67,479	10,791	14%	78,591
AEGIS SCIENCES CORPORATION	657	62,587	11,577	15%	74,821
ASCENSION ST VINCENT'S - RIVERSIDE	1	63,472	9,439	13%	72,912
JACKSON MEMORIAL HOSPITAL CLINICAL LAB	79	56,298	10,555	16%	66,932
LAKELAND REGIONAL MEDICAL CENTER	129	57,967	7,789	12%	65,885
SOUTH MIAMI HOSPITAL LAB	362	56,684	8,331	13%	65,377
AMERICAN HEALTH ASSOCIATES	9	56,203	4,971	8%	61,183
UF HEALTH SHANDS HOSPITAL	430	55,360	4,175	7%	59,965
AIT LABORATORIES		49,389	6,053	11%	55,442

# COVID-19: testing by laboratory

Data through Feb 6, 2021 verified as of Feb 7, 2021 at 09:25 AM

Data in this report are provisional and subject to change.

The numbers in the table below represent the number of Florida and non-Florida residents for whom test results were received by the Department of Health. A person can be tested by more than one laboratory and can have both positive and negative results. **Therefore, the sum of the numbers in each column will be larger than the total number of people tested.**

Reporting lab	Inconclusive	Negative	Positive	Percent positive	Total
ARUP LABORATORIES	16	50,047	2,921	6%	52,984
INGENIOUS PERSONALIZED MEDICINE	173	43,389	9,263	18%	52,825
APPLIED INGENUITY DIAGNOSTICS LLC		46,650	2,110	4%	48,760
BAPTIST HEALTH - JACKSONVILLE	4	43,030	3,625	8%	46,659
TALLAHASSEE MEMORIAL HOSPITAL	228	40,007	5,123	11%	45,358
VIRACOR EUROFINs		35,427	9,804	22%	45,231
GENESIS REFERENCE LABORATORIES		39,847	4,660	10%	44,507
SARASOTA MEMORIAL HOSPITAL MAIN LAB	12	36,856	3,372	8%	40,240
BROWARD GENERAL MEDICAL CENTER-CLINICAL LAB	2	35,075	3,810	10%	38,887
MILLENNIUM PHYSICIAN GROUP	17	32,073	6,215	16%	38,305
FLORIDA HOSPITAL - TAMPA	37	34,134	3,005	8%	37,176
NICKLAUS CHILDREN'S HOSPITAL	66	32,323	4,663	13%	37,052
ORANGE COUNTY CONVENTION CENTER		33,330	3,691	10%	37,021
LEE HEALTH - CAPE CORAL HOSPITAL	3	31,561	5,292	14%	36,856
UNIVERSITY OF MIAMI HOSPITAL	70	32,365	3,429	10%	35,864
MIAMI DADE COUNTY		32,093	3,528	10%	35,621
ADVENTIST HEALTH SYSTEMS SUNBELT INC DBA		31,944	3,621	10%	35,565
UF HEALTH JACKSONVILLE	47	30,525	3,662	11%	34,234
WALGREENS	34	28,859	5,330	16%	34,223
ECCO LAB GROUP CO	485	28,342	4,500	14%	33,327
DWIC OF TAMPA BAY INC		29,598	3,426	10%	33,024
NORTH FLORIDA REGIONAL MEDICAL CENTER		25,571	3,194	11%	28,765
ST JOSEPHS HOSPITAL LABORATORY	23	24,777	3,296	12%	28,096
MOUNT SINAI MEDICAL CENTER	10	25,239	2,787	10%	28,036
JUPITER MEDICAL CENTER LAB	75	25,471	2,455	9%	28,001
BRANDON REGIONAL HOSPITAL		24,293	3,294	12%	27,587
MINUTECLINIC LLC		22,612	4,251	16%	26,863
MEDFAST URGENT CARE CENTERS, LLC	15	22,431	3,511	14%	25,957
STS LAB 2 LLC	6	24,372	1,243	5%	25,621
JFK MEDICAL CENTER LAB	1	22,201	2,929	12%	25,131
PALMETTO GENERAL HOSPITAL LAB	3	20,794	4,331	17%	25,128
PALM BEACH BALLPARK		22,324	2,421	10%	24,745
INTEGRATED REGIONAL LABORATORIES LLP	1	20,957	3,543	14%	24,501
WATSON CLINIC LLP		19,313	4,528	19%	23,841
ACCESS DX LABORATORY	215	21,366	2,058	9%	23,639
HOLY CROSS HOSPITAL CLINICAL LAB	1	20,588	1,914	9%	22,503
MALABAR MEDICAL WALK IN CLINIC	1	18,753	3,732	17%	22,486
NIGHT LITE PEDIATRIC CENTER LLC		20,076	2,374	11%	22,450
GENESIS MEDICAL LABORATORY	293	18,481	3,584	16%	22,358
AVENTUS BIO LABS	16	19,366	2,855	13%	22,237
HEALTHLINK DIAGNOSTIC LABORATORIES	282	19,507	2,259	10%	22,048
STATLAB_MOBILE	1	20,011	2,021	9%	22,033
PANCARE OF FLORIDA INC		19,324	2,308	11%	21,632
MORTON PLANT HOSPITAL-ADLER INSTITUTE	26	19,297	2,290	11%	21,613



# COVID-19: testing by laboratory

Data through Feb 6, 2021 verified as of Feb 7, 2021 at 09:25 AM

Data in this report are provisional and subject to change.

The numbers in the table below represent the number of Florida and non-Florida residents for whom test results were received by the Department of Health. A person can be tested by more than one laboratory and can have both positive and negative results. **Therefore, the sum of the numbers in each column will be larger than the total number of people tested.**

Reporting lab	Inconclusive	Negative	Positive	Percent positive	Total
NAPLES COMMUNITY HOSPITAL	69	19,122	1,978	9%	21,169
LAB DIAGNOSTICS LLC	385	15,286	5,287	25%	20,958
ADVENT HEALTH - DAYTONA BEACH	32	18,890	1,632	8%	20,554
EXACT SCIENCES LABORATORIES		18,177	2,306	11%	20,483
DRS CLACK SPENCER WHITE & MCCORMACK PA D/B/A		18,172	1,910	10%	20,082
PATIENTS FIRST LAKE ELLA MEDICAL CENTER PA		16,712	3,140	16%	19,852
INFINITY BIOLOGIX LLC	54	18,735	817	4%	19,606
SAINT MARY'S MEDICAL CENTER	24	17,340	2,043	11%	19,407
UNITED CLINICAL LABORATORY LLC	2	15,771	2,144	12%	17,917
HEALTH CENTER AT SINAI RESIDENCES		16,930	506	3%	17,436
BIOCERNA LABS	461	14,582	2,112	12%	17,155
BAYFRONT HEALTH - ST PETERSBURG	17	14,660	2,258	13%	16,935
LEESBURG REGIONAL MEDICAL CENTER		14,570	2,033	12%	16,603
OSCEOLA REGIONAL MEDICAL CENTER	1	14,450	2,133	13%	16,584
CLEVELAND CLINIC HOSPITAL LAB	4	14,547	2,033	12%	16,584
WELLINGTON REGIONAL MED CTR LAB	6	14,468	1,793	11%	16,267
CLEVELAND CLINIC TRADITION HOSPITAL		14,779	1,112	7%	15,891
HOMESTEAD HOSPITAL CLINICAL LABORATORY	27	13,032	2,814	18%	15,873
MEMORIAL HOSPITAL JACKSONVILLE	8	13,151	2,611	17%	15,770
ORANGE PARK MEDICAL CENTER	9	12,317	2,495	17%	14,821
NORTHWEST MEDICAL CENTER	1	12,942	1,843	12%	14,786
ACCESS MEDICAL LABORATORIES	4	7,632	7,021	48%	14,657
INDIAN RIVER MEDICAL CENTER LAB		13,669	852	6%	14,521
INDIAN RIVER PATHOLOGY LLC		13,215	1,166	8%	14,381
VISTA CLINICAL DIAGNOSTICS	476	12,291	1,548	11%	14,315
CLARITY LAB SOLUTIONS	83	12,572	1,607	11%	14,262
BETHESDA HOSPITAL EAST		12,929	1,318	9%	14,247
DELRAY MEDICAL CENTER LAB	3	12,699	1,481	10%	14,183
OAK HILL HOSPITAL		12,566	1,596	11%	14,162
PRIVA PATH LABS	74	13,110	881	6%	14,065
WEST KENDALL BAPTIST HOSPITAL	10	11,294	2,684	19%	13,988
MEMORIAL REGIONAL HOSPITAL CLINICAL LABORATORY	10	12,912	896	6%	13,818
LAWNWOOD REGIONAL MEDICAL CENTER	1	11,860	1,911	14%	13,772
LEE HEALTH - LEE MEMORIAL HOSPITAL		10,145	3,474	26%	13,619
BAPTIST HEALTHCARE - BAPTIST HOSPITAL	5	10,676	2,920	21%	13,601
BAPTIST HEALTH - SOUTH		12,232	1,110	8%	13,342
LARGO MEDICAL CENTER		11,655	1,494	11%	13,149
WINTER HAVEN HOSPITAL CLINICAL LABORATORY	4	11,058	2,030	16%	13,092
NONA SCIENTIFIC	5	9,975	3,105	24%	13,085
UHEALTH CORAL GABLES/LENNAR MED CTR	10	12,254	813	6%	13,077
CARDIOPATH	84	11,007	1,627	13%	12,718
WEST FLORIDA HOSPITAL LAB		9,792	2,817	22%	12,609
THE HEALTHCARE DISTRICT OF PALM BEACH COUNTY	42	10,728	1,561	13%	12,331
ST ANTHONY'S HOSPITAL LAB	30	10,717	1,434	12%	12,181
LAKE CITY HM		11,147	988	8%	12,135

# COVID-19: testing by laboratory

Data through Feb 6, 2021 verified as of Feb 7, 2021 at 09:25 AM

Data in this report are provisional and subject to change.

The numbers in the table below represent the number of Florida and non-Florida residents for whom test results were received by the Department of Health. A person can be tested by more than one laboratory and can have both positive and negative results. **Therefore, the sum of the numbers in each column will be larger than the total number of people tested.**

Reporting lab	Inconclusive	Negative	Positive	Percent positive	Total
GOOD SAMARITAN MEDICAL CENTER LAB	2	10,548	1,580	13%	12,130
WESTSIDE REGIONAL MED CTR	2	10,334	1,769	15%	12,105
MEDICAL CENTER OF TRINITY CLINICAL LABORATORY	2	10,782	1,316	11%	12,100
PALMS WEST HOSPITAL LAB	2	10,303	1,738	14%	12,043
ADVENTHEALTH CENTRA CARE LAKE BUENA VISTA		10,668	1,341	11%	12,009
FLORIDA HOSPITAL WATERMAN LABORATORY	70	10,997	861	7%	11,928
BINAXNOW	9	9,062	2,747	23%	11,818
MERCY HOSPITAL A CAMPUS OF PLANTATION GEN HOSP LAB	1	9,865	1,906	16%	11,772
ST MARKS HOSPITAL LABORATORY B	78	10,627	1,002	9%	11,707
GULF COAST MEDICAL CENTER MICROLAB		9,067	2,568	22%	11,635
PWN HEALTH	17	9,543	2,066	18%	11,626
REGIONAL MEDCIAL CENTER BAYONET POINT	2	10,567	944	8%	11,513
THE VILLAGES REGIONAL HOSPITAL		10,162	1,154	10%	11,316
CAPITAL REGIONAL MEDICAL CTR		8,911	2,256	20%	11,167
ST JOSEPHS HOSPITAL	18	9,694	1,445	13%	11,157
NEMOURS CHILDRENS HOSPITAL	1	10,436	640	6%	11,077
GENOVA DIAGNOSTICS LABORATORY	53	10,068	953	9%	11,074
AVENTURA HOSPITAL LAB		8,862	2,100	19%	10,962
CORAL GABLES HOSPITAL CLINICAL LABORATORY		9,147	1,770	16%	10,917
HALIFAX MEDICAL CENTER LAB	36	9,245	1,635	15%	10,916
COAST DIAGNOSTICS LLC	45	9,671	1,143	11%	10,859
FLORIDA LABORATORY ANALYSIS		9,454	1,350	12%	10,804
WEST BOCA MEDICAL CENTER LAB		9,924	802	7%	10,726
LARKIN COMMUNITY HOSPITAL	10	9,273	1,432	13%	10,715
BLAKE MEDICAL CENTER		9,292	1,358	13%	10,650
PATHNOSTICS	41	8,298	2,304	22%	10,643
MEASE COUNTRYSIDE LAB	14	9,407	1,137	11%	10,558
LEE HEALTH - HEALTH PARK MEDICAL CENTER		8,790	1,754	17%	10,544
MANATEE MEMORIAL HOSPITAL		9,628	896	9%	10,524
LARKIN COMMUNITY HOSPITAL INC DBA CARDIOTROPIC		6,820	3,621	35%	10,441
BAPTIST HEALTH SOUTH FLORIDA - WEST KENDALL URGENT CARE		8,720	1,675	16%	10,395
PALM BEACH GARDENS MEDICAL CTR LAB		9,325	1,031	10%	10,356
SRQ DRIVE THROUGH☐		8,944	905	9%	9,849
LAKE CITY MEDICAL CENTER		7,743	2,103	21%	9,846
FLORIDA HOSPITAL HEARTLAND MED CTR CLINICAL LAB	33	8,422	1,290	13%	9,745
MOLECULAR INFECTIOUS DISEASES	77	9,308	314	3%	9,699
VIKOR SCIENTIFIC	39	7,959	1,690	17%	9,688
ADVENT HEALTH - WESLEY CHAPEL	14	8,743	910	9%	9,667
PALM BEACH BALL PARK		8,605	1,004	10%	9,609
PRECISION HEALTH RESOURCES LLC		8,976	610	6%	9,586
AVECINA	17	8,865	694	7%	9,576
PLANTATION GENERAL HOSPITAL		7,856	1,446	16%	9,302
BOSTON HEART DIAGNOSTICS CORP		8,103	1,193	13%	9,296
DOCTORS HOSPITAL	7	7,722	1,560	17%	9,289
AVECINA MEDICAL	4	6,201	3,030	33%	9,235
P4 CLINICAL, LLC	192	8,114	917	10%	9,223
LABSTAT LLC	3	8,662	429	5%	9,094

# COVID-19: testing by laboratory

Data through Feb 6, 2021 verified as of Feb 7, 2021 at 09:25 AM

Data in this report are provisional and subject to change.

The numbers in the table below represent the number of Florida and non-Florida residents for whom test results were received by the Department of Health. A person can be tested by more than one laboratory and can have both positive and negative results. **Therefore, the sum of the numbers in each column will be larger than the total number of people tested.**

Reporting lab	Inconclusive	Negative	Positive	Percent positive	Total
FLORIDA MEDICAL CENTER - A CAMPUS OF NORTH SHORE	2	7,985	1,081	12%	9,068
LEON MEDICAL CENTERS LLC		7,079	1,968	22%	9,047
CERNERELR_BAYCARE	43	8,320	616	7%	8,979
AMERICAN FAMILY CARE		4,809	4,101	46%	8,910
CENTRAL FLORIDA REGIONAL HOSPITAL		7,961	945	11%	8,906
NORTHSIDE HOSPITAL AND HEART INSTITUTE		7,941	916	10%	8,857
SARKIS CLINICAL TRIALS	25	7,669	1,136	13%	8,830
CORAL SPRINGS MED CTR		7,924	848	10%	8,772
INFORM DIAGNOSTICS, INC		8,144	489	6%	8,633
EXPRESS GENE MOLECULAR DIAGNOSTICS LABORATORY		7,309	1,314	15%	8,623
FLORIDA HOSPITAL DELAND	10	7,463	1,108	13%	8,581
FLORIDA HOSPITAL FLAGLER	29	7,581	713	9%	8,323
AVECINA MEDICAL OAKLEAF	3	6,977	1,330	16%	8,310
NCF DIAGNOSTICS & DNA TECHNOLOGIES LAB	138	7,673	451	5%	8,262
ADVENTHEALTH CENTRA CARE WATERFORD LAKES		6,838	1,380	17%	8,218
CERNERELR_BAPTISTMIAMI	31	7,313	862	11%	8,206
BAPTIST HEALTH SOUTH FLORIDA - COUNTRY WALK URGENT CARE		6,703	1,405	17%	8,108
OCALA REGIONAL MEDICAL CENTER		7,016	1,079	13%	8,095
NORTH SHORE MEDICAL CENTER		6,705	1,372	17%	8,077
MEDRITE MEDICAL CARE, PC	3,765	3,867	439	5%	8,071
ALL CHILDREN'S HOSPITAL		7,507	551	7%	8,058
BROWARD HEALTH NORTH CLINICAL LABORATORY		7,130	922	11%	8,052
FLORIDA HOSPITAL ZEPHYRHILLS	10	7,102	846	11%	7,958
WEST PALM HOSPITAL LAB		7,254	650	8%	7,904
NATIONWIDE LABORATORY SERVICES INC	257	6,531	1,084	14%	7,872
FLORIDA HOSPITAL OF CARROLLWOOD	23	6,714	1,091	14%	7,828
MEDARBOR DIAGNOSTICS	1	6,729	1,095	14%	7,825
LEE HEALTH - GULF COAST MEDICAL CENTER	2	6,186	1,626	21%	7,814
CernerELR_Advent		6,578	1,083	14%	7,661
SOUTH BAY HOSPITAL CLINICAL LAB	1	6,781	831	11%	7,613
NCH NORTH NAPLES HOSPITAL LAB	15	6,733	830	11%	7,578
KD MEDICAL CHOICE LLC	5	6,827	714	9%	7,546
ADVENTHEALTH CENTRA CARE ST CLOUD	1	6,475	1,065	14%	7,541
CLEVELAND CLINIC MARTIN SOUTH HOSPITAL	1	6,677	836	11%	7,514
BAPTIST HEALTH - BEACHES		6,711	595	8%	7,306
MEMORIAL HOSPITAL WEST LABORATORY SERVICES	14	6,515	666	9%	7,195
ISPM LABS, LLC DBA CAPSTONE DIAGNOSTICS, LLC		6,792	367	5%	7,159
POINCIANA MEDICAL CENTER		5,508	1,600	23%	7,108
BAPTIST HEALTH SOUTH FLORIDA - MIAMI LAKES URGENT CARE		5,578	1,530	22%	7,108
BAYCARE COMMUNITY HEALTH		6,819	181	3%	7,000
SANTA ROSA MEDICAL CENTER		5,611	1,293	19%	6,904
WEST MARION COMMUINITY HOSPITAL LAB		5,724	1,151	17%	6,875
SYNERGY LABORATORIES	7	5,925	928	14%	6,860
MEMORIAL HOSPITAL MICRO		6,344	480	7%	6,824
H LEE MOFFITT CANCER CENTER LABORATORY	1	6,625	196	3%	6,822
LUMINUS DIAGNOSTICS		6,259	550	8%	6,809
ANNE BATES LEACH EYE HOSPITAL/ ABLEH MICROBIOLOGY LABORATORY	7	6,685	100	1%	6,792

# COVID-19: testing by laboratory

Data through Feb 6, 2021 verified as of Feb 7, 2021 at 09:25 AM

Data in this report are provisional and subject to change.

The numbers in the table below represent the number of Florida and non-Florida residents for whom test results were received by the Department of Health. A person can be tested by more than one laboratory and can have both positive and negative results. **Therefore, the sum of the numbers in each column will be larger than the total number of people tested.**

Reporting lab	Inconclusive	Negative	Positive	Percent positive	Total
MORTON PLANT-MEASE	5	6,144	632	9%	6,781
HEALTHQUEST ESOTERICS		5,476	1,296	19%	6,772
FULGENT DIAGNOSTICS	104	6,171	474	7%	6,749
CLEVELAND CLINIC MARTIN NORTH HOSPITAL		5,922	793	12%	6,715
ARCPPOINT LABS OF FORT MYERS	4	5,847	855	13%	6,706
LAKEWOOD RANCH MEDICAL CENTER		6,113	521	8%	6,634
ST LUCIE MEDICAL CENTER		5,281	1,293	20%	6,574
FLORIDA HOSPITAL FISH MEMORIAL	19	5,581	963	15%	6,563
VISTA CLINICAL	8	3,845	2,709	41%	6,562
MEDEXPRESS URGENT CARE	2	4,377	2,062	32%	6,441
GENE BY GENE, GENOMICS RESEARCH CENTER LAB	44	5,992	346	5%	6,382
BAPTIST HEALTH SOUTH FLORIDA - WESTCHESTER URGENT CARE		5,199	1,154	18%	6,353
SYNERGY DIAGNOSTIC LABORATORY	89	5,509	666	11%	6,264
AVERO DIAGNOSTICS - IRVING	9	5,796	447	7%	6,252
FLORIDA HOSPITAL OCALA		5,308	801	13%	6,109
ADVENTHEALTH CENTRA CARE UNIVERSITY	1	5,395	700	11%	6,096
HIALEAH HOSPITAL	4	4,727	1,356	22%	6,087
BAPTIST HEALTH SOUTH FLORIDA - DORAL URGENT CARE		4,799	1,218	20%	6,017
ADVENTHEALTH CENTRA CARE CLERMONT		5,106	888	15%	5,994
UNKNOWN	3	3,234	2,752	46%	5,989
ADVENTHEALTH CENTRA CARE WINTER GARDEN	1	5,295	646	11%	5,942
ST JOSEPHS NORTH HOSPITAL LAB	7	5,098	810	14%	5,915
ADVENTHEALTH CENTRA CARE WINTER PARK		5,326	573	10%	5,899
OVIDO MEDICAL CENTER		5,237	607	10%	5,844
BAYFRONT HEALTH - VENICE REGIONAL MEDICAL	1	5,338	505	9%	5,844
INFINITY BIOLOGIX LLC (GINKO BIOWORKS)	12	5,641	143	2%	5,796
ADVENTHEALTH CENTRA CARE DR PHILLIPS		5,264	517	9%	5,781
BAPTIST HEALTH - NASSAU		5,451	320	6%	5,771
IMPERIAL POINT MEDICAL CENTER		5,259	481	8%	5,740
HOLIDAY CVS LLC		5,444	264	5%	5,708
ADVENTHEALTH CENTRA CARE LAKELAND	1	4,910	751	13%	5,662
SOLARIS DIAGNOSTICS	9	5,032	551	10%	5,592
LABS ASAP LLC		5,063	506	9%	5,569
ATLANTIS URGENT CARE	1	4,008	1,483	27%	5,492
FORT WALTON BEACH MEDICAL CENTER		4,655	826	15%	5,481
ST PETERSBURG GENERAL HOSPITAL		4,615	862	16%	5,477
ADVENTHEALTH CENTRA CARE LEE ROAD		4,904	544	10%	5,448
TROPICANA FIELD - LOT 2□	19	4,906	481	9%	5,406
ADVENTHEALTH CENTRA CARE HUNTERS CREEK	3	4,628	766	14%	5,397
BAYFRONT HEALTH - PORT CHARLOTTE		4,923	442	8%	5,365
SUNRISE MEDICAL LABORATORIES	2	4,931	360	7%	5,293
COMMUNITY HEALTH CENTERS OF PINELLAS INC		4,195	1,080	20%	5,275
MARTIN HOSPITAL SOUTH LAB		4,966	282	5%	5,248
BAPTIST HEALTH SOUTH FLORIDA - PEMBROKE PINES URGENT CARE		4,392	852	16%	5,244
SOUTH FLORIDA BAPTIST HOSPITAL MICRO	4	4,367	832	16%	5,203
EMERALD COAST URGENT CARE		3,885	1,270	25%	5,155
CLINICAL REFERENCE LABORATORY	2	4,895	250	5%	5,147



# COVID-19: testing by laboratory

Data through Feb 6, 2021 verified as of Feb 7, 2021 at 09:25 AM

Data in this report are provisional and subject to change.

The numbers in the table below represent the number of Florida and non-Florida residents for whom test results were received by the Department of Health. A person can be tested by more than one laboratory and can have both positive and negative results. **Therefore, the sum of the numbers in each column will be larger than the total number of people tested.**

Reporting lab	Inconclusive	Negative	Positive	Percent positive	Total
FLORIDA HOSPITAL NORTH PINELLAS	11	4,693	418	8%	5,122
TRINITY SPRINGS		4,357	729	14%	5,086
ADVENTHEALTH CENTRA CARE SANFORD		4,507	576	11%	5,083
MEDEXPRESS URGENT CARE OF BOYNTON BEACH LLC		4,770	304	6%	5,074
ADVENTHEALTH CENTRA CARE MOUNT DORA		4,208	849	17%	5,057
ADVENTHEALTH CENTRA CARE LAKE MARY	2	4,380	649	13%	5,031
ADVENTHEALTH CENTRA CARE KISSIMMEE		4,479	514	10%	4,993
SUNCOAST PATHOLOGY ASSOCIATES		4,563	428	9%	4,991
INDIAN RIVER MEDICAL CENTER		4,223	747	15%	4,970
ADVENTHEALTH CENTRA CARE APOPKA	1	4,240	663	14%	4,904
BAPTIST HEALTH SOUTH FLORIDA - CORAL SPRINGS URGENT CARE		4,211	680	14%	4,891
MEDEXPRESS URGENT CARE HUDSON		4,217	653	13%	4,870
DOCTORS URGENT CARE LLC	1	3,935	901	19%	4,837
MEDICAL DNA LABS LLC	2	4,402	414	9%	4,818
ACUTIS DIAGNOSTICS	17	3,864	928	19%	4,809
PUTNAM COMMUNITY MEDICAL CENTER		4,124	644	14%	4,768
ANGEL KIDS PEDIATRICS		4,460	295	6%	4,755
ADVENTIST HEALTH SYSTEMS, SUNBELT INC		4,177	577	12%	4,754
EMPIRE CITY LABORATORIES INC	48	4,017	672	14%	4,737
NORTHWEST FLORIDA COMMUNITY HOSPITAL	27	3,325	1,315	28%	4,667
ADVENTHEALTH CENTRA CARE ALTAMONTE		4,081	575	12%	4,656
MICROGEN DX	4	3,977	657	14%	4,638
PARAMOUNT URGENT CARE		2,220	2,403	52%	4,623
NCH DOWNTOWN NAPLES HOSPITAL	11	4,081	514	11%	4,606
NIGHT LITE PEDIATRICS	4	3,341	1,247	27%	4,592
EGLIN AIR FORCE BASE	12	3,298	1,271	28%	4,581
UNIVERSITY HOSPITAL AND MEDICAL CENTER		3,479	1,074	24%	4,553
BAPTIST HEALTH - NORTH		3,490	1,001	22%	4,491
MOFFITT CANCER CENTER	6	4,381	94	2%	4,481
DOCTORS URGENT CARE OF LUTZ LLC	1	3,526	882	20%	4,409
COASTAL MED URGENT CARE		2,960	1,442	33%	4,402
PRO CLINIC		3,400	973	22%	4,373
URGENT CARE CURE	2	3,733	624	14%	4,359
ADVENTHEALTH CENTRA CARE AZALEA PARK		3,692	633	15%	4,325
NCH NORTH NAPLES HOSPITAL	6	3,752	565	13%	4,323
BAPTIST HEALTH SOUTH FLORIDA - TAMiami TRAIL URGENT CARE		3,467	850	20%	4,317
AHCC WESLEY CHAPEL		3,853	459	11%	4,312
PALMS OF PASADENA HOSPITAL		3,818	491	11%	4,309
ADVENTHEALTH CENTRA CARE OVIEDO		3,682	614	14%	4,296
THE CENTER FOR URGENT CARE	3	3,544	731	17%	4,278
BAPTIST HEALTH SOUTH FLORIDA - CORAL GABLES (UNIVERSITY) URGENT CARE		3,682	575	14%	4,257
ESCAMBIA COMMUNITY CLINICS INC	7	3,083	1,098	26%	4,188
WESTCHESTER HOSPITAL	23	3,340	815	20%	4,178
MEASE DUNEDIN HOSPITAL	5	3,751	406	10%	4,162
QDX PATHOLOGY SERVICES	2	3,818	338	8%	4,158
MEDEXPRESS URGENT CARE - ESTERO		3,728	417	10%	4,145
BAPTIST HEALTH SOUTH FLORIDA - KENDALE LAKES URGENT CARE		3,305	824	20%	4,129

# COVID-19: testing by laboratory

Data through Feb 6, 2021 verified as of Feb 7, 2021 at 09:25 AM

Data in this report are provisional and subject to change.

The numbers in the table below represent the number of Florida and non-Florida residents for whom test results were received by the Department of Health. A person can be tested by more than one laboratory and can have both positive and negative results. **Therefore, the sum of the numbers in each column will be larger than the total number of people tested.**

Reporting lab	Inconclusive	Negative	Positive	Percent positive	Total
DOCTORS HOSPITAL OF SARASOTA CLINICAL LABORATORY		3,591	535	13%	<b>4,126</b>
ADVENTHEALTH CENTRA CARE SOUTH ORANGE		3,520	593	14%	<b>4,113</b>
HEALTH FIRST ADVENTHEALTH CENTRA CARE GATEWAY	1	3,699	400	10%	<b>4,100</b>
BAPTIST HEALTH SOUTH FLORIDA - PINECREST URGENT CARE		3,535	559	14%	<b>4,094</b>
RAULERSON HOSPITAL		3,353	718	18%	<b>4,071</b>
NIGHT LITE PEDIATRICS URGENT CARE	1	3,414	637	16%	<b>4,052</b>
ADVENTHEALTH CENTRA CARE PORT ORANGE		3,336	674	17%	<b>4,010</b>
ADVENTHEALTH CENTRA CARE LONGWOOD		3,544	464	12%	<b>4,008</b>
ADVENTHEALTH CENTRA CARE ORANGE LAKE		3,543	459	11%	<b>4,002</b>
BAPTIST HEALTH SOUTH FLORIDA - CORAL GABLES URGENT CARE		3,336	664	17%	<b>4,000</b>
MINUTECLINIC		3,421	568	14%	<b>3,989</b>
PHYSICIANS REGIONAL MEDICAL CENTER - PINE RIDGE RD	1	3,265	722	18%	<b>3,988</b>
MINUTECLINIC LLC #3703		3,333	652	16%	<b>3,985</b>
HEALTH FIRST ADVENTHEALTH CENTRA CARE TITUSVILLE		3,542	426	11%	<b>3,968</b>
FLORIDA FAMILY LABORATORY, INC DBA	28	3,586	347	9%	<b>3,961</b>
ADVENT HEALTH - HEART OF FLORIDA ER	1	3,360	583	15%	<b>3,944</b>
PEDIATRIC HEALTH CARE ALLIANCE PA		3,556	342	9%	<b>3,898</b>
TALLAHASSEE PRIMARY CARE ASSOCIATES		3,386	502	13%	<b>3,888</b>
MEDEXPRESS URGENT CARE - ROYAL PALM BEACH		3,503	368	10%	<b>3,871</b>
BAPTIST HEALTH SOUTH FLORIDA - PALMETTO BAY URGENT CARE		3,256	612	16%	<b>3,868</b>
ADVENTHEALTH CENTRA CARE SAND LAKE		3,452	389	10%	<b>3,841</b>
MEDEXPRESS URGENT CARE - GOLDEN GATE		3,400	395	10%	<b>3,795</b>
MEDEXPRESS URGENT CARE PALM BEACH GARDENS		3,500	294	8%	<b>3,794</b>
ADVENTHEALTH CENTRA CARE LEESBURG		3,037	749	20%	<b>3,786</b>
US BIOTEK LABORATORIES	13	3,382	358	10%	<b>3,753</b>
BETHESDA HOSPITAL WEST		3,367	377	10%	<b>3,744</b>
GENESIS DIAGNOSTICS		3,459	238	6%	<b>3,697</b>
BAYFRONT HEALTH - SEVEN RIVERS		3,350	339	9%	<b>3,689</b>
MEMORIAL HOSPITAL- MIRAMAR	12	3,367	280	8%	<b>3,659</b>
BAYA PHARMACY & URGENT CARE		2,648	1,004	27%	<b>3,652</b>
TWIN CITIES HOSPITAL	1	3,168	465	13%	<b>3,634</b>
CLARITY LAB SOLUTIONS LLC		3,608	4	0%	<b>3,612</b>
PREMIER URGENT CARE OF BREVARD LLC	3	3,149	457	13%	<b>3,609</b>
ASCENSION SACRED HEART - EMERALD COAST		2,952	650	18%	<b>3,602</b>
LEE HEALTH CONVENIENT CARE - PAGE FIELD		3,019	502	14%	<b>3,521</b>
ADVENTHEALTH EXPRESS CARE		2,768	722	21%	<b>3,490</b>
MEDEXPRESS URGENT CARE - LAKELAND		3,062	403	12%	<b>3,465</b>
SIPARADIGM LLC	21	3,222	208	6%	<b>3,451</b>
DOCTORS TEST CENTERS		2,971	413	12%	<b>3,384</b>
LABORATORY OF FLORIDA LLC	40	3,089	247	7%	<b>3,376</b>
BAPTIST HEALTH SOUTH FLORIDA - DAVIE URGENT CARE		2,790	576	17%	<b>3,366</b>
BAYFRONT HEALTH - BROOKSVILLE		2,952	410	12%	<b>3,362</b>
FLORIDA COMMUNITY HEALTH CENTER		2,639	719	21%	<b>3,358</b>
PARAMOUNT URGENT CARE - WINDERMERE		2,056	1,287	38%	<b>3,343</b>
MIDWAY SPECIALTY CARE CENTER DIAGNOSTICS	38	3,056	234	7%	<b>3,328</b>
MEDCOMP SCIENCES LLC	43	1,628	1,629	49%	<b>3,300</b>
ADVENTHEALTH PROMPT CARE	1	2,323	961	29%	<b>3,285</b>



# COVID-19: testing by laboratory

Data through Feb 6, 2021 verified as of Feb 7, 2021 at 09:25 AM

Data in this report are provisional and subject to change.

The numbers in the table below represent the number of Florida and non-Florida residents for whom test results were received by the Department of Health. A person can be tested by more than one laboratory and can have both positive and negative results. **Therefore, the sum of the numbers in each column will be larger than the total number of people tested.**

Reporting lab	Inconclusive	Negative	Positive	Percent positive	Total
URGENT CARE OF THE PALM BEACHES		2,591	657	20%	3,248
DESOTO MEMORIAL HOSPITAL	3	2,641	576	18%	3,220
ADVENTHEALTH CENTRA CARE COLONIAL TOWN	2	2,866	350	11%	3,218
ENGLEWOOD COMMUNITY HOSPITAL		2,892	315	10%	3,207
VENTURE MEDICAL OF FLORIDA LLC		2,958	235	7%	3,193
LAKESIDE MEDICAL CENTER		2,477	710	22%	3,187
ACCU REFERENCE MEDICAL LAB	9	2,465	700	22%	3,174
BAPTIST HEALTH SOUTH FLORIDA - WESTON URGENT CARE		2,808	366	12%	3,174
ADVENTHEALTH CENTRA CARE		2,793	374	12%	3,167
AMELIA URGENT CARE		1,642	1,515	48%	3,157
BARTOW REGIONAL MEDICAL CENTER	1	2,577	487	16%	3,065
BAYFRONT HEALTH - PUNTA GORDA		2,830	231	8%	3,061
PRECISION HEALTH SOLUTIONS		2,861	126	4%	2,987
BAPTIST HEALTH URGENT CARE AT SAWGRASS		2,473	480	16%	2,953
BAPTIST HEALTH SOUTH FLORIDA - BRICKELL URGENT CARE		2,442	509	17%	2,951
HIGHLANDS REGIONAL MEDICAL CENTER		2,253	676	23%	2,929
MEDEXPRESS URGENT CARE CAPE CORAL		2,469	430	15%	2,899
VETERANS AFFAIRS MEDICAL CENTER - ORLANDO	1	1,343	1,550	54%	2,894
HEALTH FIRST ADVENTHEALTH CENTRA CARE COCOA		2,622	268	9%	2,890
STONE CLINICAL LABORATORIES		2,790	96	3%	2,886
MINUTECLINIC LLC # 0709		2,441	440	15%	2,881
BAYFRONT HEALTH - SPRING HILL		2,607	266	9%	2,873
WALGREENS ORLANDO	3	2,523	340	12%	2,866
WALGREEN CO	2	2,534	320	11%	2,856
SELECT LABORATORIES - MARION COUNTY, FL LLC	4	2,530	274	10%	2,808
ADVENTIST HEALTH SYSTEMS SUNBELT IN DBA		2,482	278	10%	2,760
HOLIDAY CVS LLC DBA CVS PHARMACY #5154		2,685	74	3%	2,759
PHARMCO RX	2	2,528	220	8%	2,750
MEDEXPRESS URGENT CARE - DELAND		2,435	287	11%	2,722
SPORTS DRUG TESTING LABORATORY	47	2,563	95	4%	2,705
MEMORIAL HOSPITAL PEMBROKE	3	2,379	318	12%	2,700
MINUTECLINIC LLC		2,283	400	15%	2,683
CITRUS MEMORIAL HOSPITAL LABORATORY		2,245	436	16%	2,681
BMCT Molecular Diagnostics Subsection		2,200	473	18%	2,673
HEALTH FIRST ADVENTHEALTH CENTRA CARE MALABAR		2,400	270	10%	2,670
EMERALD COAST URGENT CARE, LLC	1	1,968	659	25%	2,628
MEDEXPRESS URGENT CARE LEHIGH ACRES		2,241	340	13%	2,581
PALMS MEDICAL GROUP	5	1,693	875	34%	2,573
ADVENT HEALTH - OCALA		2,124	445	17%	2,569
ADVENTHEALTH CENTRA CARE KIDS LAKE MARY		2,349	190	7%	2,539
BRASHEAR'S VITAL CARE CORP		1,956	554	22%	2,510
PRIMEHEALTH URGENT CARE INC		2,139	352	14%	2,491
NXGEN MDX LLC	4	2,212	273	11%	2,489
ADVENT HEALTH - NEW SMYRNA		1,953	534	21%	2,487
MARINERS HOSPITAL		2,233	244	10%	2,477
EMERALD COAST URGENT CARE LLC		1,804	653	27%	2,457
MINUTECLINIC LLC #3631		2,056	391	16%	2,447

# COVID-19: testing by laboratory

Data through Feb 6, 2021 verified as of Feb 7, 2021 at 09:25 AM

Data in this report are provisional and subject to change.

The numbers in the table below represent the number of Florida and non-Florida residents for whom test results were received by the Department of Health. A person can be tested by more than one laboratory and can have both positive and negative results. **Therefore, the sum of the numbers in each column will be larger than the total number of people tested.**

Reporting lab	Inconclusive	Negative	Positive	Percent positive	Total
BAPTIST HEALTHCARE - GULF BREEZE HOSPITAL	3	2,009	428	18%	2,440
BAPTIST HEALTH EMERGENCY CENTER COUNTRY WALK	1	2,048	391	16%	2,440
ADVENT HEALTH CENTRA CARE -WINTER PARK KIDS URGENT CARE	4	2,207	228	9%	2,439
MINUTECLINIC LLC 5852		2,043	378	16%	2,421
BAPTIST HEALTH - CLAY		2,062	353	15%	2,415
SCION LAB SERVICES LLC	23	2,194	177	7%	2,394
VERILY LIFE SCIENCES		2,348	20	1%	2,368
MC DIAGNOSTIC OF CONNECTICUT, PC #2220		2,004	360	15%	2,364
MINUTECLINIC LLC #8396		2,004	335	14%	2,339
GESSLER CLINIC		1,520	801	35%	2,321
BAPTIST HEALTH - OAKLEAF		1,901	416	18%	2,317
COMMUNITY HEALTH NORTHWEST FLORIDA	4	1,764	547	24%	2,315
MINUTECLINIC LLC #1067		1,996	317	14%	2,313
LEE HEALTH - COCONUT POINT CLINICAL LAB	2	1,872	433	19%	2,307
PHYSICIANS STAT LAB	3	1,066	1,233	54%	2,302
PHYSICIAN ASSOCIATES		2,065	234	10%	2,299
MEDONE PLLC		1,735	555	24%	2,290
ACCESS POINT HEALTHCARE URGENT & PRIMARY CARE	2	1,696	591	26%	2,289
BAPTIST HEALTH SOUTH FLORIDA - MIAMI BEACH URGENT CARE		1,952	329	14%	2,281
MEDEXPRESS FORT MYERS		1,987	288	13%	2,275
PROHEALTH	1	810	1,453	64%	2,264
PARAMOUNT URGENT CARE - OVIEDO		1,494	734	33%	2,228
PRIMEHEALTH URGENT CARE	1	1,865	360	16%	2,226
MINUTECLINIC LLC #5249		1,727	479	22%	2,206
PHYSICIANS REGIONAL MEDICAL CENTER - COLLIER BLVD	1	1,526	662	30%	2,189
MEDEXPRESS URGENT CARE CORAL SPRINGS		1,958	218	10%	2,176
PARAMOUNT URGENT CARE - ORLANDO		1,370	804	37%	2,174
LOWER KEYS MEDICAL CENTER		1,890	245	11%	2,135
MINUTE CLINIC LLC		1,833	296	14%	2,129
MINUTECLINIC LLC #3463		1,770	353	17%	2,123
MINUTECLINIC LLC #5253		1,736	362	17%	2,098
MEDEXPRESS URGENT CARE - VERO BEACH		1,827	264	13%	2,091
QUICK CARE MED PL	2	1,634	452	22%	2,088
MINUTECLINIC LLC #4415		1,724	351	17%	2,075
MEDEXPRESS URGENT CARE - CLEWISTON		1,721	331	16%	2,052
ALTRU DIAGNOSTICS INC	2	1,892	132	7%	2,026
ADVENTHEALTH CENTRA CARE CONWAY		1,697	321	16%	2,018
PARAMOUNT URGENT CARE INC		581	1,433	71%	2,014
ASSOCIATED PATHOLOGISTS, LLC	3	1,642	363	18%	2,008
DONALD W ROBERTSON DO PA		1,550	455	23%	2,005
HOLMES REG MED CENTER CLINICAL LAB		1,672	323	16%	1,995
SACRED HEART HEALTH SYSTEM, INC	1	1,272	711	36%	1,984
CARENOW URGENT CARE		1,103	852	44%	1,955
DOC SMILEY'S URGENT CARE		1,706	247	13%	1,953
TAMPA COMMUNITY HOSPITAL		1,631	305	16%	1,936
FLORIDA MEDICAL CLINIC	3	938	990	51%	1,931
MINUTECLINIC LLC #5854		1,598	308	16%	1,906

# COVID-19: testing by laboratory

Data through Feb 6, 2021 verified as of Feb 7, 2021 at 09:25 AM

Data in this report are provisional and subject to change.

The numbers in the table below represent the number of Florida and non-Florida residents for whom test results were received by the Department of Health. A person can be tested by more than one laboratory and can have both positive and negative results. **Therefore, the sum of the numbers in each column will be larger than the total number of people tested.**

Reporting lab	Inconclusive	Negative	Positive	Percent positive	Total
DR G'S URGENT CARE		1,656	246	13%	1,902
MINUTECLINIC LLC #5190		1,544	344	18%	1,888
MEDFAST URGENT CARE CENTERS LLC		563	1,322	70%	1,885
UNIVERSITY OF NORTH FLORIDA STUDENT HEALTH		1,812	58	3%	1,870
BAY MEDICAL CENTER SACRED HEART HEALTH SYSTEM		1,373	495	26%	1,868
FLOWERS HOSPITAL		1,680	185	10%	1,865
GENUS3		1,787	71	4%	1,858
DYNIX DIAGNOSTIX		1,502	306	17%	1,808
MEDEXPRESS PORT CHARLOTTE		1,642	160	9%	1,802
ASCENSION SACRED HEART - GULF		1,325	461	26%	1,786
MEDEXPRESS URGENT CARE BOCA RATON		1,633	143	8%	1,776
MARION E FETHER MEDICAL CENTER, THE		1,603	150	9%	1,753
MINUTECLINIC LLC #7886		1,500	251	14%	1,751
INTELEX LABS, LLC		1,690	56	3%	1,746
ADVENT HEALTH - DADE CITY		1,514	221	13%	1,735
AMELIA EXPRESS CARE LLC	10	1,450	246	14%	1,706
JW PLASTIC SURGERY		1,449	244	14%	1,693
MINUTECLINIC LLC #3662		1,429	250	15%	1,679
SPARROW HEALTHCARE	2	1,393	245	15%	1,640
IGENOMIX USA LLC	46	1,439	153	9%	1,638
JACKSON HOSPITAL CLINICAL LABORATORY		1,379	259	16%	1,638
PARRISH MEDICAL CENTER	1	1,419	211	13%	1,631
MARTIN HEALTH SYSTEM - ST LUCIE WEST		1,465	162	10%	1,627
BOND URGENT CARE LLC		1,203	421	26%	1,624
CHARLES AIESI CONSULTING INC	8	1,411	197	12%	1,616
BARDMOOR LABORATORY	9	1,372	233	14%	1,614
MINUTECLINIC LLC #5069		1,314	298	18%	1,612
NORTH SHORE LONG ISLAND JEWISH HEALTH		1,531	80	5%	1,611
MINUTECLINIC LLC #5214		1,367	237	15%	1,604
NCH NORTHEAST	7	1,220	371	23%	1,598
MINUTECLINIC LLC # 0514		1,384	204	13%	1,588
OPTEO LABORATORY		1,550	34	2%	1,584
MINUTECLINIC LLC #7887		1,383	186	12%	1,569
MELBOURNE MEDICAL LABORATORY	2	1,365	202	13%	1,569
MINUTECLINIC LLC #1771		1,303	264	17%	1,567
MINUTECLINIC, LLC #4015		1,160	403	26%	1,563
PATIENTS FIRST - THOMASVILLE ROAD		1,374	181	12%	1,555
MINUTECLINIC LLC #3705		1,332	218	14%	1,550
SHELL POINT NURSING PAVILION	1	1,477	69	4%	1,547
DOC SMILEYS URGENT CARE LLC		1,256	291	19%	1,547
EMERGENCY PHYSICIANS MEDICAL CENTER		557	984	64%	1,541
MINUTECLINIC LLC # 3930		1,297	242	16%	1,539
CAREFAST+		868	669	44%	1,537
MINUTECLINIC LLC #4458		1,208	326	21%	1,534
LABTECH DIAGNOSTIC		1,255	276	18%	1,531
MINUTECLINIC LLC #1055		1,189	339	22%	1,528
NCHMD INC		1,218	274	18%	1,492

# COVID-19: testing by laboratory

Data through Feb 6, 2021 verified as of Feb 7, 2021 at 09:25 AM

Data in this report are provisional and subject to change.

The numbers in the table below represent the number of Florida and non-Florida residents for whom test results were received by the Department of Health. A person can be tested by more than one laboratory and can have both positive and negative results. **Therefore, the sum of the numbers in each column will be larger than the total number of people tested.**

Reporting lab	Inconclusive	Negative	Positive	Percent positive	Total
MINUTECLINIC LLC #3814		1,201	275	19%	1,476
MINUTECLINIC LLC # 3686		1,265	211	14%	1,476
ASSURANCE SCIENTIFIC LABORATORIES	1	1,183	281	19%	1,465
MINUTECLINIC LLC #3003		1,145	303	21%	1,448
Community_Health		1,261	185	13%	1,446
ADVANCE MEDICAL OF NAPLES		326	1,120	77%	1,446
NEIGHBORHOOD MEDICAL CENTER INC	16	1,269	156	11%	1,441
MINI ER WATERFORD LAKES, THE		1,218	221	15%	1,439
UHEALTH DEERFIELD BEACH/UMSYLVESTER DEERFIELD BEACH LABORATORY	3	1,380	55	4%	1,438
MINUTECLINIC LLC #7225		1,232	201	14%	1,433
PENSACOLA PEDIATRICS PA	1	1,275	156	11%	1,432
LAKE WALES MEDICAL CENTER INC		1,241	182	13%	1,423
BIOCERNA LLC	9	1,248	164	12%	1,421
GENESIS LABORATORY MANAGEMENT	11	1,194	216	15%	1,421
MINUTECLINIC LLC #3291		1,236	182	13%	1,418
PATIENTS CHOICE LABORATORIES		829	588	41%	1,417
BAPTIST HEALTH SOUTH FLORIDA - COUNTRY WALK URGENT CARE EXPRESS		1,210	202	14%	1,412
MINUTECLINIC LLC #7973		1,202	195	14%	1,397
LABORATORY SPECIALISTS OF MICHIGAN		1,143	247	18%	1,390
MINUTECLINIC, LLC #3204		1,126	256	19%	1,382
MINUTECLINIC LLC #7173		1,204	178	13%	1,382
MINUTECLINIC, LLC (CLINIC 10699)		1,158	221	16%	1,379
WHOLE FAMILY HEALTH CENTER INC		1,101	265	19%	1,366
MINUTECLINIC LLC #3257		1,116	250	18%	1,366
ASCENSION ST VINCENT'S - SOUTHSIDE		1,309	49	4%	1,358
WHITE WILSON MEDICAL CENTER		162	1,188	88%	1,350
BAYFRONT HEALTH - CITRUS HILLS		1,128	201	15%	1,329
BAPTIST HEALTH SOUTH FLORIDA - KEY BISCANE URGENT CARE EXPRESS		1,153	162	12%	1,315
ARCPOINT LABS		778	533	41%	1,311
MINUTECLINIC LLC #3635		1,129	174	13%	1,303
MINUTECLINIC LLC # 7933		1,115	172	13%	1,287
PHYSICIANS PRIMARY CARE	2	1,082	195	15%	1,279
COASTAL LABORATORIES	1	994	281	22%	1,276
TEMPUS CLINICAL LABORATORY	10	1,125	141	11%	1,276
MINUTECLINIC, LLC #5817		1,020	252	20%	1,272
MINUTECLINIC LLC #5216		1,068	201	16%	1,269
MEDIQUICK URGENT CARE CENTERS INC		840	428	34%	1,268
MINUTECLINIC LLC #3748		999	268	21%	1,267
MINUTECLINIC LLC #3285		1,080	185	15%	1,265
AMELIA EXPRESS CARE		710	554	44%	1,264
MINUTECLINIC LLC #4024		1,063	196	16%	1,259
UNIVERSITY OF ALABAMA AT BIRMINGHAM		1,224	34	3%	1,258
MINUTECLINIC LLC #3654		1,016	241	19%	1,257
MEDEXPRESS URGENT CARE - JAX ATLANTIC BLVD		1,072	183	15%	1,255
MINUTECLINIC LLC #5924		1,025	222	18%	1,247
BAPTIST HEALTH EMERGENCY CENTER AT WEST CORAL WAY		956	289	23%	1,245
NYU HOSPITALS CENTER CLINICAL LABORATORIES		1,190	39	3%	1,229



# COVID-19: testing by laboratory

Data through Feb 6, 2021 verified as of Feb 7, 2021 at 09:25 AM

Data in this report are provisional and subject to change.

The numbers in the table below represent the number of Florida and non-Florida residents for whom test results were received by the Department of Health. A person can be tested by more than one laboratory and can have both positive and negative results. **Therefore, the sum of the numbers in each column will be larger than the total number of people tested.**

Reporting lab	Inconclusive	Negative	Positive	Percent positive	Total
AFC PHYSICIANS OF FLORIDA		886	341	28%	1,227
CLINICORE		1,124	91	7%	1,215
BAPTIST HEALTHCARE - JAY HOSPITAL		872	341	28%	1,213
MINUTECLINIC LLC #3648		975	233	19%	1,208
MINUTECLINIC LLC #1821		1,076	130	11%	1,206
TREASURE COAST MEDICAL ASSOCIATES INC		733	470	39%	1,203
KEYS AHEC SCHOOL MEDICAL CLINIC	7	1,109	87	7%	1,203
VAVA PARTNERS LLC		439	762	63%	1,201
MINUTECLINIC LLC #4612		926	271	23%	1,197
MINUTECLINIC LLC #3255		987	209	17%	1,196
ACCESS MEDICAL LABS		746	448	38%	1,194
PREMIER MEDICAL		1,097	90	8%	1,187
SMA LAB	8	1,039	139	12%	1,186
TOM LEE COMMUNITY HEALTH CENTER		804	378	32%	1,182
ELLENTON URGENT CARE		947	231	20%	1,178
ED FRASER MEMORIAL HOSPITAL		948	228	19%	1,176
PROJECT HEALTH, INC SUMTERVILLE	5	961	209	18%	1,175
MINUTECLINIC LLC #4201		1,031	143	12%	1,174
UHEALTH CLINIC AT WALGREENS		950	220	19%	1,170
JUPITER MEDICAL CENTER URGENT CARE		820	342	29%	1,162
HOLIDAY CVS LLC DBA CVS PHARMACY #5155		1,113	47	4%	1,160
OPTUM LABS LLC		1,008	142	12%	1,150
BLUE MED CONSULTANTS		1,118	32	3%	1,150
MINUTECLINIC LLC #1807		944	195	17%	1,139
WELLINGTON REGIONAL MEDICAL CENTER		1,011	126	11%	1,137
VERITAS GENETICS	61	942	119	11%	1,122
PEDIATRIC HEALTH CARE ALLIANCE - NORTHDAL		1,020	101	9%	1,121
CAPSTONE HEALTHCARE		788	329	29%	1,117
LAB24 INC	3	436	666	60%	1,105
STAGEZERO LIFE SCIENCES INC	3	1,001	98	9%	1,102
MINUTECLINIC LLC # 3579		933	161	15%	1,094
PARAMOUNT URGENT CARE VILLAGES		748	339	31%	1,087
XYZ LABORATORY	8	930	142	13%	1,080
EPN URGENT CARE NAPLES	2	746	332	31%	1,080
NORTH FLORIDA PEDIATRICS-TALLAHASSEE	1	984	94	9%	1,079
FLORIDA DEPARTMENT OF HEALTH IN POLK COUNTY	2	811	255	24%	1,068
ADVANCED DIAGNOSTIC LABORATORY		1,016	47	4%	1,063
RAINBOW RIVER MEDICAL LABORATORY		977	83	8%	1,060
SOLARIS HEALTHCARE PALATKA		950	101	10%	1,051
ST ANNES NURSING CENTER		1,020	22	2%	1,042
PALM HARBOR PHARMACY		879	138	14%	1,017
HEALTH CARE DISTRICT OF PALM BEACH COUNTY	1	842	157	16%	1,000
VERITOR		850	148	15%	998
MINUTECLINIC LLC #3236		840	157	16%	997
MINUTECLINIC, LLC #3245		765	226	23%	991
LAKELAND REGIONAL HEALTH - PWC/OB		36	954	96%	990
COASTAL PEDIATRIC GROUP		855	132	13%	987

# COVID-19: testing by laboratory

Data through Feb 6, 2021 verified as of Feb 7, 2021 at 09:25 AM

Data in this report are provisional and subject to change.

The numbers in the table below represent the number of Florida and non-Florida residents for whom test results were received by the Department of Health. A person can be tested by more than one laboratory and can have both positive and negative results. **Therefore, the sum of the numbers in each column will be larger than the total number of people tested.**

Reporting lab	Inconclusive	Negative	Positive	Percent positive	Total
MINUTECLINIC LLC #476		820	166	17%	986
MINUTECLINIC LLC #3637		745	240	24%	985
NAPLES URGENT CARE	1	610	372	38%	983
KETAMINE HEALTH CENTERS LLC		895	87	9%	982
STEWART REFERENCE LABORATORY	1	557	411	42%	969
GENEIQ		908	51	5%	959
FLAGLER HOSPITAL LABORATORY	8	34	915	96%	957
PROFESSIONAL HEALTH EXAMINERS DBA PROHEALTH	1	755	189	20%	945
PARAMOUNT URGENT CARE - CLERMONT		686	256	27%	942
PRIMARY CARE OF THE TREASURE COAST		824	116	12%	940
MINUTECLINIC LLC #1350		790	147	16%	937
VRL EUROFINS - DALLAS		913	13	1%	926
CAREFAST MURABELLA		501	420	46%	921
GENE TOX WORLDWIDE	60	736	125	14%	921
OPTUMCARE FLORIDA LLC		710	209	23%	919
PATIENTS FIRST LAKE ELLA MEDICAL CENTER		799	117	13%	916
MINUTECLINIC LLC #1815		780	133	15%	913
MINUTECLINIC LLC #8381		764	148	16%	912
LENCO MEDICAL LABORATORY		866	40	4%	906
ADVANCED MEDICAL OF NAPLES LLC		800	104	12%	904
AFC PHYSICIANS OF FLORIDA PA		634	268	30%	902
READY RESPONDERS FLORIDA, PLLC		774	127	14%	901
FAST TRACK URGENT CARE CENTER		4	893	100%	897
NORTH FLORIDA PEDIATRICS - LAKE CITY		692	199	22%	891
ARCPOINT LABS OF CORAL SPRINGS FL		792	98	11%	890
ADDICTION LABS OF AMERICA	3	814	71	8%	888
HENDRY REGIONAL MEDICAL CENTER CLINICAL LABORATORY		673	214	24%	887
PALM BAY HOSPITAL CLINICAL LABORATORY		585	287	33%	872
HISTOPATHOLOGY SERVICES, LLC		771	97	11%	868
CAREMED CLINIC LLC	1	636	230	27%	867
INTEGRITY LABORATORIES, LLC	2	709	155	18%	866
TACACHALE CLINICAL LABORATORY	1	812	45	5%	858
FIU-HEALTH AUXILIARY LABORATORY	5	779	68	8%	852
XPRESS URGENT CARE	3	719	127	15%	849
MINUTECLINIC, LLC # 4469		702	147	17%	849
LITTLE PINE PEDIATRICS		613	234	28%	847
GENOME LLC	2	767	74	9%	843
EUROFINS NTD, LLC		803	38	5%	841
TYNDALL AIR FORCE BASE		643	196	23%	839
ER QUICKCARE PL		696	136	16%	832
MINUTECLINIC, LLC DBA MINUTECLINIC #4717		792	29	4%	821
THE HEALTH CENTER OF PLANT CITY		751	69	8%	820
RIVER TOWN DIAGNOSTIC LLC		600	219	27%	819
FLORIDA HOSPITAL ORLANDO		743	74	9%	817
MOLECULAR TESTING LABS		758	53	7%	811
ASCENSION ST VINCENT'S - CLAY		775	35	4%	810
PHAROS HEALTH		623	187	23%	810



# COVID-19: testing by laboratory

Data through Feb 6, 2021 verified as of Feb 7, 2021 at 09:25 AM

Data in this report are provisional and subject to change.

The numbers in the table below represent the number of Florida and non-Florida residents for whom test results were received by the Department of Health. A person can be tested by more than one laboratory and can have both positive and negative results. **Therefore, the sum of the numbers in each column will be larger than the total number of people tested.**

Reporting lab	Inconclusive	Negative	Positive	Percent positive	Total
PROFESSIONAL HEALTH EXAMINERS		691	118	15%	809
FIRST QUALITY LABORATORY		757	44	5%	801
COVANCE CLINICAL RESEARCH UNIT INC		778	21	3%	799
NITE LITE PEDIATRICS		234	563	71%	797
MINUTECLINIC LLC #6007		673	123	15%	796
APALACHEE CORRECTIONAL INSTITUTION EAST UNIT		779	16	2%	795
MYTEST DIAGNOSTICS		736	55	7%	791
BROWNWOOD CARE CENTER		712	77	10%	789
NORTH FLORIDA PEDIATRICS PA - SUWANNEE	3	667	114	15%	784
DEPARTMENT OF CLINICAL LABS		759	17	2%	776
CVS HEALTH		553	222	29%	775
LEE COUNTY EMERGENCY MEDICAL SERVICE		673	100	13%	773
MIAMI JEWISH HEALTH SYSTEMS		722	49	6%	771
C.W. BILL YOUNG VA MEDICAL CENTER	1	20	748	97%	769
STEWART ROCKLEDGE HOSPITAL		599	166	22%	765
DYNIX DIAGNOSTICS	2	524	237	31%	763
MACDILL AIR FORCE BASE		710	51	7%	761
BAYFRONTVENICEREGIONAL		710	49	6%	759
BAPTIST HEALTH - MD ANDERSON CANCER CENTER		753	5	1%	758
VRL EUROFINIS		731	27	4%	758
NONE		308	448	59%	756
NORTH OKALOOSA MEDICAL CENTER		434	315	42%	749
COASTAL PHYSICIANS, LLC		595	150	20%	745
UNIVERSITY OF WEST FLORIDA STUDENT HEALTH SERVICES	1	620	120	16%	741
Point of Care Testing	1	114	611	84%	726
SANTA ROSA MEDICAL GROUP		575	151	21%	726
ADVENT HEALTH LAB - ORLANDO		430	294	41%	724
LPG COCONUT POINT		589	132	18%	721
VITAS HEALTHCARE CORPORATION OF FLA		716	4	1%	720
MEDICAL CONSULTANTS OF FLORIDA, LLC	1	589	128	18%	718
DISNEY COVID TEST SITE		703	11	2%	714
NORTHEAST FLORIDA NEUROLOGY CLINICS, INC		601	112	16%	713
Tampa Lakes Health and Rehabilitation Center	2	640	69	10%	711
INTERLACHEN PEDIATRICS		679	31	4%	710
MINUTECLINIC LLC #8927		584	124	18%	708
PROJECT HEALTH INC	2	584	118	17%	704
FISHERMENS HOSPITAL CLINICAL LAB		636	66	9%	702
ANY LAB TEST NOW	1	457	237	34%	695
NORTH SHORE LIJ URGENT CARE PC		653	38	5%	691
PRIMARY CARE SERVICES AT INDIAN RIVER ESTATES		673	17	2%	690
PEDIATRICS OF CENTRAL FLORIDA PA	19	630	40	6%	689
PREMIER MEDICAL LABORATORY SERVICES	1	463	222	32%	686
NORTH FLORIDA PEDIATRICS PA		584	100	15%	684
MINUTECLNIC LLC		597	86	13%	683
ADVENTHEALTH CENTRA CARE WINTER HAVEN	1	262	417	61%	680
MIDWAY SPECIATLY CARE CENTER		457	220	32%	677
KENDALL HEALTHCARE PROPERTIES DBA	2	648	27	4%	677

# COVID-19: testing by laboratory

Data through Feb 6, 2021 verified as of Feb 7, 2021 at 09:25 AM

Data in this report are provisional and subject to change.

The numbers in the table below represent the number of Florida and non-Florida residents for whom test results were received by the Department of Health. A person can be tested by more than one laboratory and can have both positive and negative results. **Therefore, the sum of the numbers in each column will be larger than the total number of people tested.**

Reporting lab	Inconclusive	Negative	Positive	Percent positive	Total
CONSULATE HEALTH CARE OF NEW PORT RICHEY	2	555	118	17%	675
Victoria Nursing and Rehabilitation Center		626	46	7%	672
MINI ER ADULT AND PEDIATRIC URGENT CARE		574	98	15%	672
GROWING TOGETHER PEDIATRICS LLC		619	50	7%	669
ORLANDO HEALTH AND REHAB CENTER		627	42	6%	669
NCH HEALTHCARE SYSTEM MICROBIOLOGY LAB		2	666	100%	668
MINUTECLINIC LLC #5187		583	83	12%	666
WILLOWBROOKE COURT AT EDGEWATER POINTE ESTATES		657	9	1%	666
VENICE REGIONAL MEDICAL CENTER		574	91	14%	665
PROHEALTH MEDICAL CLINIC		88	576	87%	664
CLINICAL PATHOLOGY LABS INC		598	65	10%	663
INTERLACHEN PEDIATRICS PA		633	30	5%	663
CATALYST WALK IN CLINIC		525	136	21%	661
MEDICAL FP – WHOLE FAMILY HEALTH CENTER		539	119	18%	658
TREE HOUSE PEDIATRICS PLLC		591	65	10%	656
CRUCIAL CARE EMERGENCY MEDICINE DOCTORS		509	146	22%	655
POINT OF CARE TESTING SITE		630	24	4%	654
CARE ONE OF FLORIDA LLC		435	213	33%	648
MAVERICK LABS		459	188	29%	647
PALACE NURSING HOME & REHAB CENTER		607	36	6%	643
SOLARIS HEALTHCARE CHARLOTTE HARBOR		596	46	7%	642
DOCTOR'S MEMORIAL HOSPITAL		485	157	24%	642
MINUTECLINIC LLC #214		542	96	15%	638
USF MORSANI CENTER FOR ADVANCED HEALTH CARE		555	83	13%	638
ST PETERSBURG PEDIATRICS	1	562	74	12%	637
AMERICAN SCIENTIFIC LABORATORIES LLC		628	4	1%	632
SPECTOR SCIENTIFIC LAB	1	230	400	63%	631
PALM GARDEN OF PORT SAINT LUCIE		619	7	1%	626
CAPE CANAVERAL HOSPITAL		397	227	36%	624
REDI MED LLC		485	139	22%	624
MINUTECLINIC LLC #5157		526	97	16%	623
JACKSONVILLE BEACH PEDIATRIC CARE CENTER□		559	56	9%	615
JOHNS HOPKINS ALL CHILDREN'S HOSPITAL		561	52	8%	613
LIFE CARE CENTER OF ORANGE PARK		582	30	5%	612
CHILDRENS MEDICAL ASSOCIATION		552	59	10%	611
LIFE CARE CENTER OF NEW PORT RICHEY		578	33	5%	611
HOLY CROSS HOSPITAL		12	598	98%	610
MANOR PINES CONVALESCENT CENTER LLC	1	589	20	3%	610
CREEKSIDE CARE CENTER	1	520	84	14%	605
EAST LAKE PEDIATRICS		517	87	14%	604
JOHN KNOX VILLAGE HEALTH CENTER		583	19	3%	602
PATIENTS FIRST - MAHAN DRIVE		164	435	73%	599
NCHMD, INC SOUTHEAST IMMEDIATE CARE		461	138	23%	599
PRIMARY CARE SERVICES AT ST ANDREWS ESTATES		597			597
SUNRISE URGENT CARE ASSOCIATES LLC D/B/A	5	280	312	52%	597
MOUNT SINAI LABORATORY		571	26	4%	597
PRIMARY CARE SOUTH INC		280	315	53%	595

# COVID-19: testing by laboratory

Data through Feb 6, 2021 verified as of Feb 7, 2021 at 09:25 AM

Data in this report are provisional and subject to change.

The numbers in the table below represent the number of Florida and non-Florida residents for whom test results were received by the Department of Health. A person can be tested by more than one laboratory and can have both positive and negative results. **Therefore, the sum of the numbers in each column will be larger than the total number of people tested.**

Reporting lab	Inconclusive	Negative	Positive	Percent positive	Total
HALIFAX MEDICAL CENTER-PORT ORANGE LAB		501	90	15%	<b>591</b>
VETERANS AFFAIRS MEDICAL CENTER - JAMES A HALEY			591	100%	<b>591</b>
WOODLANDS MEDICAL SPECIALISTS		359	231	39%	<b>590</b>
MAIN STREET MEDICAL CENTER		127	462	78%	<b>589</b>
LOOP PEDIATRICS PA	3	477	105	18%	<b>585</b>
ST JOHN'S NURSING CENTER		563	20	3%	<b>583</b>
MID-FLORIDA PATHOLOGY		444	138	24%	<b>582</b>
ETHOS WELLNESS PHARMACY		539	42	7%	<b>581</b>
GULF COAST VILLAGE		549	29	5%	<b>578</b>
Crestview Rehabilitation Center	5	446	126	22%	<b>577</b>
FAMILY HEALTH CENTERS OF SWF LABS	2	497	77	13%	<b>576</b>
GULF COAST MOLECULAR LABORATORIES	12	471	93	16%	<b>576</b>
GOLDEN GLADES NURSING & REHABILITATION CTR		564	11	2%	<b>575</b>
HOLMES REGIONAL MEDICAL CENTER		5	568	99%	<b>573</b>
ADVENTHEALTH MEDICAL GROUP PROMPT CARE		410	162	28%	<b>572</b>
MEDICAL VB		451	121	21%	<b>572</b>
PALM GARDEN OF VERO BEACH		533	39	7%	<b>572</b>
BOND AND STEELE CLINIC PA		386	180	32%	<b>566</b>
CLEWISTON NURSING AND REHABILITATION CENTER		553	11	2%	<b>564</b>
TENNESSEE DOH - NASHVILLE	2	497	65	12%	<b>564</b>
SEBASTIAN RIVER MEDICAL CENTER	2	410	148	26%	<b>560</b>
CONSULATE HEALTHCARE OF VERO BEACH	14	467	79	14%	<b>560</b>
BROAD INSTITUTE CLINICAL SEQUENCING RESEARCH PLATFORM	1	534	24	4%	<b>559</b>
THE PRESERVE		550	8	1%	<b>558</b>
SHORELINE PHYSICIAN GROUP		342	214	38%	<b>556</b>
HMA SANTA ROSA MEDICAL CENTER LLC DBA		430	122	22%	<b>552</b>
ECCOLAB GROUP	1	145	406	74%	<b>552</b>
24 HOUR PEDIATIC CARE CENTER	1	502	47	9%	<b>550</b>
The Sands at South Beach		545	4	1%	<b>549</b>
LIFE CARE CENTER OF HILLIARD		532	15	3%	<b>547</b>
VITAE DIAGNOSTICS		534	13	2%	<b>547</b>
VETERANS AFFAIRS MEDICAL CENTER		40	507	93%	<b>547</b>
FORT MYERS INTERNAL MEDICINE, LLC		492	54	10%	<b>546</b>
CYPRESS VILLAGE	1	520	24	4%	<b>545</b>
COASTAL URGENT CARE		428	116	21%	<b>544</b>
Signature HealthCare Center of Waterford		515	29	5%	<b>544</b>
THERADOC		152	391	72%	<b>543</b>
NCF DIAGNOSTICS & DNA TECHNOLOGIES	15	208	318	59%	<b>541</b>
TELESCOPE HEALTH LLC	3	431	102	19%	<b>536</b>
SOUTHEAST ALABAMA MEDICAL CENT		486	49	9%	<b>535</b>
AMERICAN FAMILY CARE PENSACOLA WEST		1	533	100%	<b>534</b>
AMERICAN RESEARCH LABS		326	207	39%	<b>533</b>
CALHOUN LIBERTY HOSPITAL		394	139	26%	<b>533</b>
MEDICAL CENTER CLINIC-IMMEDIATE CARE	1	423	104	20%	<b>528</b>
MED FAST URGENT CARE CENTER		260	267	51%	<b>527</b>
GOLDEN GATE FAMILY CLINIC		133	394	75%	<b>527</b>
CLARITY LABS		458	69	13%	<b>527</b>

# COVID-19: testing by laboratory

Data through Feb 6, 2021 verified as of Feb 7, 2021 at 09:25 AM

Data in this report are provisional and subject to change.

The numbers in the table below represent the number of Florida and non-Florida residents for whom test results were received by the Department of Health. A person can be tested by more than one laboratory and can have both positive and negative results. **Therefore, the sum of the numbers in each column will be larger than the total number of people tested.**

Reporting lab	Inconclusive	Negative	Positive	Percent positive	Total
VITAS HEALTHCARE CORP OF CENTRAL FL		508	19	4%	527
VETERANS AFFAIRS MEDICAL CENTER - BAY PINES		17	509	97%	526
CARENOW URGENT CARE – FORT PIERCE		280	246	47%	526
NSPIRE HEALTHCARE MIAMI LAKES	7	504	14	3%	525
J AND G MEDICAL GROUP LLC		434	89	17%	523
FLAGLER COUNTY HEALTH DEPARTMENT	3	400	117	23%	520
LIFE CARE CENTER OF PENSACOLA		472	46	9%	518
MANOR CARE NURSING CENTER OF SARASOTA FL LLC□		429	87	17%	516
DOCTORS CENTER,THE		406	108	21%	514
EDEN SPRINGS NURSING AND REHAB CENTER		403	110	21%	513
CITY MEDICAL OF NEW JERSEY, PC		471	41	8%	512
MEDFAST URGENT CARE CENTERS		230	280	55%	510
EMERALD SHORES HEALTH AND REHABILITATION		414	96	19%	510
NEMOURS CHILDERN'S HOSPITAL		424	84	17%	508
VILLA MARIA NURSING & REHAB CENTER INC	1	495	11	2%	507
BALDOMERO LOPEZ STATE VETERANS NURSING HOME	2	497	3	1%	502
AFC URGENT CARE CLEARWATER	1	123	377	75%	501
ADVENTHEALTH CENTRA CARE TRINITY		437	62	12%	499
DAVITA LABORATORY		426	73	15%	499
EAST LAKE PEDIATRICS PA		456	43	9%	499
DOH – INDIAN RIVER		426	71	14%	497
MANOR CARE HEALTH SERVICES - FT MYERS		474	22	4%	496
CLINICAL PATHOLOGY LABS		386	109	22%	495
PENSACOLA PEDIATRICS	1	278	215	44%	494
EXPRESS URGENT CARE LLC		1	493	100%	494
MEDONE URGENT CARE AT ST. AUGUSTINE		133	361	73%	494
GRAND COURT TAMPA		489	3	1%	492
Plantation Bay Rehabilitation Center		470	22	4%	492
JACKSON MEMORIAL PERDUE MEDICAL CENTER		468	23	5%	491
BOCA GRANDE HEALTH CLINIC		465	24	5%	489
HEALTH CENTER AT BRENTWOOD	1	443	42	9%	486
POINT WASHINGTON MEDICAL CLINIC	1	300	185	38%	486
NEW YORK HOSPITAL LABORATORIES	1	471	12	2%	484
MOORINGS PARK INSTITUTE, INC, THE		461	21	4%	482
ENZO CLINICAL LABS INC	3	459	20	4%	482
VIERA HOSPITAL, INC		366	116	24%	482
JACKSON MEMORIAL LONG TERM CARE CENTER		462	19	4%	481
DIAMOND RIDGE HEALTH AND REHABILITATION		452	29	6%	481
PALM GARDEN OF TAMPA		451	29	6%	480
NCH HEALTHCARE BONITA		355	122	26%	477
WILLOW BROOKE COURT AT INDIAN RIVER ESTATES		431	44	9%	475
MEMORIAL PEMBROKE 24/7 CARE CENTER		359	116	24%	475
SABAL PALMS HEALTH AND REHAB		425	50	11%	475
CONTINENTAL CLINICAL RESEARCH, LLC		451	23	5%	474
ST CLOUD REGIONAL MEDICAL CENTER CLINICAL LAB		394	79	17%	473
PEDIATRIC HEALTHCARE ALLIANCE PA		428	44	9%	472
NORTH FLORIDA RETIREMENT VILLAGE		470	2	0%	472



# COVID-19: testing by laboratory

Data through Feb 6, 2021 verified as of Feb 7, 2021 at 09:25 AM

Data in this report are provisional and subject to change.

The numbers in the table below represent the number of Florida and non-Florida residents for whom test results were received by the Department of Health. A person can be tested by more than one laboratory and can have both positive and negative results. **Therefore, the sum of the numbers in each column will be larger than the total number of people tested.**

Reporting lab	Inconclusive	Negative	Positive	Percent positive	Total
VALENCIA HILLS HEALTH AND REHABILITATION CENTER		458	13	3%	471
MAYFLOWER ASSISTED LIVING		464	6	1%	470
FLORIDA GULF COAST UNIVERSITY		299	171	36%	470
SUSANNA WESLEY HEALTH CENTER		433	36	8%	469
RIVER GARDEN HEBREW HOME FOR THE AGED		415	54	12%	469
ABSOLUTE GENOMICS	1	367	101	22%	469
VETERANS AFFAIRS MEDICAL CENTER - GAINESVILLE		3	464	99%	467
NAVAL HOSPITAL - JACKSONVILLE		136	331	71%	467
BUFFALO CROSSING HEALTHCARE & REHABILITATION CTR		452	15	3%	467
NORTH FLORIDA MEDICAL GROUP		342	124	27%	466
FLORIDA DEPARTMENT OF HEALTH CLAY COUNTY	1	366	94	20%	461
CLIFFORD CHESTER SIMS STATE VETERANS		452	9	2%	461
Quest Diag Unspecifd	1	314	145	32%	460
BROOKDALE PALMER RANCH	1	403	56	12%	460
THE PALACE AT HOMESTEAD	1	439	18	4%	458
LAUDERDALE NURSING CENTER LLC	1	436	19	4%	456
PALM GARDEN OF JACKSONVILLE□	2	375	79	17%	456
FOUNTAIN MANOR HEALTH AND REHAB CENTER	1	437	17	4%	455
EXPRESS PHARMACY		420	35	8%	455
CLARIDGE HOUSE NURSING CENTER		437	17	4%	454
The Manor at Blue Water Bay		394	60	13%	454
ARCPOINTS LABS		390	64	14%	454
HARTS HARBOR HEALTH CARE CENTER		432	21	5%	453
RICARDO NAVARRO DO PA		383	67	15%	450
SPRING HILL HEALTH AND REHABILITATION CENTER		434	15	3%	449
AMERICA'S PHARMACY LLC		397	51	11%	448
BALDWIN PEDIATRICS	1	417	28	6%	446
HARBOUR HEALTH CENTER		432	14	3%	446
ADVENTHEALTH EXPRESS CARE AT WALGREENS		387	58	13%	445
SOUTHERN OAKS CARE CENTER	1	405	36	8%	442
PARKLANDS FACILITY INC	4	396	42	10%	442
DIAMOND RIDGE HEALTH AND REHABILITATION CENTER		420	22	5%	442
MANOR AT CARPENTERS		415	26	6%	441
PEBBLEBROOK PHARMACY		348	92	21%	440
HERON POINTE HEALTH AND REHABILITATION	1	436	3	1%	440
FLO-MEDILAB SERVICES LLC		187	251	57%	438
SMA SPECIALTY MEDICAL LAB		117	321	73%	438
BAPTIST PRIMARY CARE	2	342	93	21%	437
ASAP LABS LLC		305	130	30%	435
HILLCREST HEALTH CARE & REHABILITATION CENTER	2	422	11	3%	435
Good Samaritan Society Kissimmee Village		368	65	15%	433
EXACT SCIENCES LABORATORIES, LLC		338	94	22%	432
SOLARIS HEALTHCARE LAKE CITY		352	80	19%	432
NEW PLANT CITY FAMILY CARE	1	228	202	47%	431
AMERICAN MEDICAL RESPONSE		427	4	1%	431
AVECINA MEDICAL JULINGTON	1	240	189	44%	430
FLORIDA DEPT OF HEALTH IN BREVARD COUNTY	3	363	63	15%	429

# COVID-19: testing by laboratory

Data through Feb 6, 2021 verified as of Feb 7, 2021 at 09:25 AM

Data in this report are provisional and subject to change.

The numbers in the table below represent the number of Florida and non-Florida residents for whom test results were received by the Department of Health. A person can be tested by more than one laboratory and can have both positive and negative results. **Therefore, the sum of the numbers in each column will be larger than the total number of people tested.**

Reporting lab	Inconclusive	Negative	Positive	Percent positive	Total
ST ANDREWS BAY SKILLED NURSING &		369	60	14%	429
FLORIDA DEPARTMENT OF HEALTH IN CALHOUN COUNTY		313	116	27%	429
WILLISTON CARE CENTER		373	54	13%	427
Q ANSWER LAB	1	376	49	12%	426
CHILDRENS MEDICAL ASSOCIATION PA		377	49	12%	426
PALM GARDEN OF OCALA		330	96	23%	426
WEST GABLES HEALTH CARE CENTER		412	10	2%	422
GARCIA CLINICAL LABORATORY		28	392	93%	420
PHYSICIANS PRIMARY CARE LAB		360	60	14%	420
APP-UNIPATH, LLC	2	403	14	3%	419
Colonial Lakes Health Care		384	33	8%	417
Solaris HealthCare Windermere		385	31	7%	416
LEHIGH REGIONAL MEDICAL CENTER LAB		371	44	11%	415
PALMETTO FAMILY HEALTHCARE	1	258	153	37%	412
NORTH VISTA HOSPITAL LABORATORY		327	84	20%	411
AFC URGENT CARE SEMINOLE			411	100%	411
ORANGE BLOSSOM FAMILY HEALTH		390	21	5%	411
MANOR OAKS NURSING & REHAB CENTER	4	404	2	0%	410
MINUTECLINIC LLC #3671		366	44	11%	410
ORLANDO HEALTH CENTER FOR REHABILITATION		400	10	2%	410
NEW YORK PRESBYTERIAN - CUMC CLINICAL		391	17	4%	408
CARE ONE OF FLORIDA	1	272	134	33%	407
TIDE LABORATORIES		362	43	11%	405
BROOKDALE FORT MYERS CYPRESS LAKE		404	1	0%	405
CITRUS NURSING CENTER LLC		371	32	8%	403
MEDICAL CENTER OF DELTONA, INC		322	80	20%	402
QUICK CARE MED		282	120	30%	402
VITAS LUTHERAN TOWERS INPATIENT PROGRAM		336	63	16%	399
FLORIDA HOSPITAL WAUCHULA		272	123	31%	395
SANDBAY URGENT CARE		320	75	19%	395
DXTERITY DIAGNOSTICS	1	372	22	6%	395
MINI ER AND URGENT CARE		289	105	27%	394
HEARTLAND PEDIATRICS OF LAKE WALES		348	46	12%	394
PHYSICIANS STAT LAB INC		323	68	17%	391
DBI HEALTH INC		376	15	4%	391
BIO-TECH CLINICAL LABORATORIES INC		344	47	12%	391
BENTON PEDIATRICS INC		348	42	11%	390
BARBER		13	376	97%	389
HOPE HOSPICE AND COMMUNITY SERVICES INC	14	363	12	3%	389
Santa Rosa Center for Rehabilitation and Healing		326	62	16%	388
FERNANDINA BEACH REHAB AND NURSING	1	372	15	4%	388
NORTH FLORIDA REHABILITATION & SPECIALTY CARE☐		383	4	1%	387
SHORE ACRES CARE CENTER		351	35	9%	386
CONSULATE HEALTH CARE OF BAYONET POINT	3	376	7	2%	386
Ocala Health and Rehabilitation Center		366	19	5%	385
FAMILY HEALTH CENTERS OF SOUTHWEST FLORIDA INC		327	58	15%	385
SOLARIS HEALTHCARE MERRITT ISLAND		346	39	10%	385



# COVID-19: testing by laboratory

Data through Feb 6, 2021 verified as of Feb 7, 2021 at 09:25 AM

Data in this report are provisional and subject to change.

The numbers in the table below represent the number of Florida and non-Florida residents for whom test results were received by the Department of Health. A person can be tested by more than one laboratory and can have both positive and negative results. **Therefore, the sum of the numbers in each column will be larger than the total number of people tested.**

Reporting lab	Inconclusive	Negative	Positive	Percent positive	Total
PEDIATRIC HEALTHCARE ALLIANCE		359	26	7%	385
PALMS OF SEBRING		351	34	9%	385
LITTLE PINE PEDIATRICS PLLC	1	331	52	14%	384
MICHAEL A MIDDLETON MD PA□		368	14	4%	382
AFC URGENT CARE FAMILY CARE			382	100%	382
ABBAY DELRAY		376	5	1%	381
FLORIDA HOSPITAL MEDICAL GROUP		256	123	32%	379
SIGNATURE HEALTHCARE OF BROOKWOOD GARDENS		373	3	1%	376
BAYA PHARMACY WEST		8	368	98%	376
PALM GARDEN OF CLEARWATER		357	18	5%	375
INDIAN RIVER CTR, LLC		329	46	12%	375
SUWANNEE HEALTH AND REHABILITATION CENTER		368	5	1%	373
HENDRY REGIONAL MEDICAL CENTER		107	264	71%	371
URGENT CARE BETHESDA	1	318	52	14%	371
ORCHARD PARK HEALTH & REHABILITATION		366	5	1%	371
MEDONE URGENT CARE CENTER		149	222	60%	371
TREASURE COAST COMMUNITY HEALTH	3	312	55	15%	370
ELLENTON PEDIATRICS		352	18	5%	370
SOLARIS HEALTHCARE OSCEOLA		348	21	6%	369
ADVENT HEALTH - TAMPA		148	220	60%	368
FAIR HAVENS CENTER, OPCO		359	6	2%	365
BREVARD HEALTH ALLIANCE		166	199	55%	365
Stacey Health Care Centers Inc. dba Riverside Care Center		335	29	8%	364
UR MEDICINE LABS- CENTRAL LABORATORY		341	22	6%	363
HEALTHY STEPS PEDIATRICS		319	44	12%	363
RUSKIN HEALTH CENTER		245	118	33%	363
AFC URGENT CARE TYRONE		2	359	99%	361
PALM GARDEN OF WINTER HAVEN		346	15	4%	361
CLERMONT HEALTH AND REHABILITATION CENTER		328	32	9%	360
INFORM DIAGNOSTICS		351	9	3%	360
MEDSCAN LABORATORY INC	1	163	195	54%	359
Timberridge Center for Rehabilitation and Healing		330	28	8%	358
SOLARIS HEALTHCARE DAYTONA	2	310	46	13%	358
PIONEER CLINICAL LAB LLC		283	73	21%	356
SEMINOLE NURSING PAVILION		347	7	2%	354
Manatee Springs Rehabilitation and Nursing Center		332	20	6%	352
MY CLINICAL LAB		224	128	36%	352
CORE DIAGNOSTIC LABORATORIES LLC		237	114	32%	351
BROOKSVILLE HEALTHCARE CENTER LLC□		343	8	2%	351
CARITHERS PEDIATRIC GROUP		312	38	11%	350
SANFORD LABORATORIES		325	25	7%	350
Cypress Cove Care Center		250	100	29%	350
MEDIPATH		18	331	95%	349
BAYSHORE DIAGNOSTICS		309	40	11%	349
LAB DOCTOR		305	43	12%	348
GOOD SAMARITAN CENTER		346	2	1%	348
THE PALACE MANAGEMENT - THE PALACE AT CORAL GABLES		345	3	1%	348

# COVID-19: testing by laboratory

Data through Feb 6, 2021 verified as of Feb 7, 2021 at 09:25 AM

Data in this report are provisional and subject to change.

The numbers in the table below represent the number of Florida and non-Florida residents for whom test results were received by the Department of Health. A person can be tested by more than one laboratory and can have both positive and negative results. **Therefore, the sum of the numbers in each column will be larger than the total number of people tested.**

Reporting lab	Inconclusive	Negative	Positive	Percent positive	Total
SIPARADIGM, DIAGNOSTIC INFORMATICS		273	74	21%	347
CARENOW	2	172	173	50%	347
Darcy Hall Of Life Care		340	6	2%	346
VILLAGE AT VIENNA SQUARE,THE	6	329	11	3%	346
CLINICAL ENTERPRISE, INC		327	19	5%	346
BOND CLINIC PA PEDIATRICS DEPT		307	35	10%	342
STARKE FAMILY MEDICAL CENTER		267	75	22%	342
CORAL BAY HEALTHCARE AND REHABILITATION	1	329	12	4%	342
MINUTECLINIC LLC, #10357		340	1	0%	341
ADVENT HEALTH CENTRA CARE - PALM COAST		80	261	77%	341
BLOUNTSTOWN REHABILITATION CENTER LLC		236	105	31%	341
HEALTH DESIGNS		328	13	4%	341
BROWARD PARTNERSHIP	6	329	5	1%	340
SELECT REFERENCE LABORATORIES, LLC	1	326	12	4%	339
VETERANS AFFAIRS MEDICAL CENTER - LAKE CITY		52	285	85%	337
solaris Healthcare Parkway	2	321	13	4%	336
HEALTH CENTRAL PARK		269	66	20%	335
TIDEWELL HOSPICE INC		329	5	1%	334
FLORIDA DEPARTMENT OF HEALTH		295	39	12%	334
SOLARIS HEALTHCARE BAYONET POINT		318	15	5%	333
Palmetto Subacute Care Center		323	10	3%	333
Bayside Care Center	1	312	20	6%	333
USAFSAM/PHE		174	158	48%	332
CHILDRENS CLINIC WEST FLORIDA PEDIATRICS		300	31	9%	331
HAINES CITY REHABILITATION AND NURSING CENTER		307	23	7%	330
MANORCARE HEALTH SERVICES - VENICE		275	55	17%	330
NORTH PINELLAS STATMED QUICK QUALITY CLINICS		236	93	28%	329
Life Care Center of Ocala		279	49	15%	328
AFC URGENT CARE		67	261	80%	328
PALM GARDEN OF WEST PALM BEACH	4	309	15	5%	328
BROOKDALE PADDOCK HILLS	2	323	2	1%	327
LIFE CARE PONTE VEDRA INC		319	8	2%	327
Life Care Center at Wells Crossing		309	18	6%	327
TRI-COUNTY NURSING AND REHABILITATION CENTER INC		311	15	5%	326
MOOSEHAVEN HEALTH CENTER		290	36	11%	326
WATSON THERAPEUTICS INC		312	13	4%	325
RAINBOW PEDIATRIC CENTER PA		301	23	7%	324
Destin Healthcare and Rehabilitation Center	1	285	35	11%	321
EPN URGENT CARE		44	276	86%	320
LAKELAND REGIONAL HEALTH PABLO		271	49	15%	320
CORAL TRACE HEALTH CARE	2	313	5	2%	320
SEA BREEZE REHAB AND NURSING CENTER		312	8	3%	320
MIDWAY SPECIALTY CARE CENTER	3	203	113	35%	319
FLORIDA HOSPITAL HEARTLAND MED CTR LAKE PLACID		233	85	27%	318
FAIRWAY OAKS CENTER LLC	6	305	6	2%	317
DIAGNOSTIC & CLINICAL CARE SERVICES INC DBA		250	67	21%	317
EMERITUS AT NAPLES	2	313	1	0%	316

# COVID-19: testing by laboratory

Data through Feb 6, 2021 verified as of Feb 7, 2021 at 09:25 AM

Data in this report are provisional and subject to change.

The numbers in the table below represent the number of Florida and non-Florida residents for whom test results were received by the Department of Health. A person can be tested by more than one laboratory and can have both positive and negative results. **Therefore, the sum of the numbers in each column will be larger than the total number of people tested.**

Reporting lab	Inconclusive	Negative	Positive	Percent positive	Total
MEDFAST URGENT CARE CENTER		86	230	73%	316
FIRST CHOICE PEDIATRICS		232	83	26%	315
FAMILY CARE PARTNERS OF NORTHEAST FLORIDA LLC		243	72	23%	315
PruittHealth Santa Rosa		225	89	28%	314
DELTONA HEALTH CARE		291	23	7%	314
BIOCEPT		292	22	7%	314
FLORIDA DEPARTMENT OF HEALTH IN LIBERTY COUNTY	2	222	90	29%	314
PruittHealth Panama City	1	251	62	20%	314
UNIVERSITY OF TAMPA INC, THE		311	2	1%	313
GENESIS MEDICAL LABORATORY MIAMI FL.		83	230	73%	313
VILLAGE DOCTORS OF KEYSTONE		234	78	25%	312
LIFEBRITE	1	126	185	59%	312
KEY WEST HEALTH AND REHAB	1	301	7	2%	309
Marshall Health and Rehabilitation Center		273	36	12%	309
LIFE CARE CENTER OF PALM BAY□		296	13	4%	309
MEDEXPRESS LUTZ		3	305	99%	308
Bay Breeze Senior Living and Rehabilitation Center		255	53	17%	308
ORCHARD RIDGE CARE AND REHABILITATION CENTER		288	19	6%	307
PALM GARDEN OF ORLANDO		276	31	10%	307
ROLLINS COLLEGE WELLNESS CENTER		130	177	58%	307
SUN COUNTRY PEDIATRICS PLLC	9	271	27	9%	307
SERENADES IN THE VILLAGES		252	54	18%	306
GOOD SAMARITAN SOCIETY-DAYTONA		286	19	6%	305
CRONOS CLINICAL LABORATORY	22	195	88	29%	305
ASCEND CLINICAL	2	235	67	22%	304
SABAL DIRECT PRIMARY CARE, PA		247	56	18%	303
PINES OF SARASOTA		300	3	1%	303
LabCorp (Non-Interfaced)	1	121	180	60%	302
HARDEE MANOR HEALTH CARE CENTER	1	298	3	1%	302
Bardmoor Oaks Healthcare and Rehabilitation Center		293	8	3%	301
AMEERAH LABS, LLC	2	229	70	23%	301
Palm Garden of Largo		297	3	1%	300
HARDEE COUNTY HEALTH DEPARTMENT		238	62	21%	300
PRO HEALTH		74	226	75%	300
MANOR CARE OF BOYNTON BEACH LLC		276	24	8%	300
SIGNATURE HEALTHCARE OF NORTH FLORIDA		298	2	1%	300
AVELLINO LAB USA, INC	1	286	12	4%	299
PHYSICIANS REGIONAL WALK-IN		185	114	38%	299
BAY VILLAGE OF SARASOTA INC		295	3	1%	298
OCEAN VIEW NURSING AND REHAB CENTER		283	15	5%	298
VILLAGE DOCTORS FAMILY MEDICAL CENTER OF		236	62	21%	298
ST LUCIE EMPLOYEE HEALTH & WELLNESS CENTER		293	5	2%	298
GANDY CROSSING CARE CENTER	1	284	13	4%	298
HEALTH FIRST ADVENTHEALTH CENTRA CARE - TITUSVILLE		56	241	81%	297
BOCA BIOLISTICS REFERENCE LABORATORY	2	185	110	37%	297
BUENA VISTA URGENT CARE		264	32	11%	296
ATLANTIC SHORES NURSING AND REHAB CENTER	1	285	9	3%	295

# COVID-19: testing by laboratory

Data through Feb 6, 2021 verified as of Feb 7, 2021 at 09:25 AM

Data in this report are provisional and subject to change.

The numbers in the table below represent the number of Florida and non-Florida residents for whom test results were received by the Department of Health. A person can be tested by more than one laboratory and can have both positive and negative results. **Therefore, the sum of the numbers in each column will be larger than the total number of people tested.**

Reporting lab	Inconclusive	Negative	Positive	Percent positive	Total
ROSEWOOD HEALTH AND REHABILITATION CENTER		274	21	7%	295
SUNLAND MARIANNA COX MEDICAL CENTER		255	40	14%	295
HEALTH PARK CARE CENTER		291	3	1%	294
KISSIMMEE FACILITY OPERATIONS LLC		272	22	7%	294
COLOR GENOMICS, INC.	2	285	6	2%	293
VITAS HEALTHCARE CORPORATION		290	3	1%	293
NORTHWEST MEDICAL CENTER CLINICAL LABORATORY		175	117	40%	292
OSPREY LODGE		232	58	20%	290
AVENTURA REHAB AND NURSING CENTER		284	6	2%	290
PALM GARDEN OF GAINESVILLE	2	285	2	1%	289
AUBURN UNIVERSITY MEDICAL CLINIC		227	62	21%	289
ARGO SENIOR LIVING AT HAVERHILL		270	18	6%	288
SPECIALTY HEALTH AND REHABILITATION CENTER		263	25	9%	288
AVANTE AT MT DORA		283	3	1%	286
LAKELAND REGIONAL HEALTH SYSTEMS INC		20	266	93%	286
PIONEER CLINICAL LAB, LLC		182	103	36%	285
SPRINGTREE REHAB & HEALTH CARE CENTER		269	16	6%	285
NAPLES CHILDREN'S URGENT CARE		239	46	16%	285
FG RAPID RESULTS	2	116	167	59%	285
ST JAMES HEALTH AND REHABILITATION CENTER		201	84	29%	285
ENCOMPASS HEALTH REHABILITATION HOSPITAL OF SUNRISE	8	269	6	2%	283
LAKE EUSTIS HEALTH AND REHABILITATION CENTER		275	7	2%	282
AVANTE AT LEESBURG INC		281			281
FL HUD DESTIN, LLC D/B/A GRAND BOULEVARD HEALTH		247	34	12%	281
THE SPRINGS AT BOCA CIEGA BAY		272	9	3%	281
FLORIDA HEART & VASCULAR MULTISPECIALTY GROUP PA		196	85	30%	281
SILVER CREEK SENIOR LIVING COMMUNITY		276	5	2%	281
PALMS REHABILITATION AND HEALTHCARE CENTER		246	35	12%	281
CONSULATE HEALTH CARE OF SAFETY HARBOR		275	6	2%	281
ADDINGTON PLACE AT WELLINGTON GREEN		276	4	1%	280
ASSOCIATESMD MEDICAL GROUP INC		232	48	17%	280
BRIDGEWATER PARK HEALTH AND REHAB		257	23	8%	280
HOMESTEAD MANOR	2	237	40	14%	279
SAMANTHA WILSON CARE CENTER	3	266	9	3%	278
AURORA DIAGNOSTICS BERNHARDT LABORATORIES PATHOLOGY SERVICE		190	88	32%	278
TAMARAC REHABILITATION & HEALTH CENTER		276	2	1%	278
ANCIENT CITY PEDIATRICS		263	14	5%	277
SAINTS 120 LLC	1	242	34	12%	277
ORLANDO VA MEDICAL CENTER			277	100%	277
PRUITT HEALTH-SANTA ROSA		275	2	1%	277
BRISTOL AT TAMPA, THE	3	266	8	3%	277
LUTHERAN HAVEN		268	8	3%	276
ST JUDE CHILDREN'S RESEARCH HOSPITAL		260	15	5%	275
NATIONS BEST FAMILY HEALTH CARE		112	163	59%	275
JACKSON PLAZA NURSING & REHAB CENTER	6	263	6	2%	275
Glades West Rehabilitation and Nursing Center		266	8	3%	274
WESTCHESTER GARDENS LIMITED PARTNERSHIP		269	5	2%	274



# COVID-19: testing by laboratory

Data through Feb 6, 2021 verified as of Feb 7, 2021 at 09:25 AM

Data in this report are provisional and subject to change.

The numbers in the table below represent the number of Florida and non-Florida residents for whom test results were received by the Department of Health. A person can be tested by more than one laboratory and can have both positive and negative results. **Therefore, the sum of the numbers in each column will be larger than the total number of people tested.**

Reporting lab	Inconclusive	Negative	Positive	Percent positive	Total
KENNEDY PAIN CLINIC GROUP LLC		247	27	10%	274
HCSO OCCUPATIONAL HEALTH AND WELLNESS CENTER		213	60	22%	273
The Care Center at Pinellas Park	1	263	8	3%	272
QUALITOX LABORATORIES		105	167	61%	272
FLOMEDILAB		63	208	77%	271
REGENTS PARK OF BOCA RATON□		269	2	1%	271
LIFE CARE CENTER OF WINTER HAVEN		253	18	7%	271
LONGWOOD FAMILY PRACTICE		208	62	23%	270
Rehabilitation Center for Park Place LLC		258	11	4%	269
HEATHER HILL HEALTHCARE CENTER		227	42	16%	269
PERSONALIZED GENETIC TESTING	1	175	92	34%	268
Premier Place at The Glenview		260	8	3%	268
RULEME CENTER	2	240	25	9%	267
SUNSHINE URGENT CARE LLC		153	114	43%	267
ADVENT HEALTH CENTRA CARE - ORMOND BEACH		113	153	58%	266
ELMHURST HOSPITAL CENTER	1	249	16	6%	266
RIVERS FAMILY MEDICINE PA		193	72	27%	265
ADVENT HEALTH CARE CENTER	9	243	12	5%	264
MANOR CARE OF NAPLES FL LLC		259	3	1%	262
DAVID SCOTT MADWAR MD PA□		236	26	10%	262
renaissance health and rehabilitation center		245	17	6%	262
FAMILY CARE PARTNERS OF NE FLORIDA LLC		194	67	26%	261
REHABILITATION CENTER OF LAKE CITY, THE		233	28	11%	261
CLIFFORD CHESTER SIMS VA NURSING HOME		251	9	3%	260
ROSEN MEDICAL CENTER		224	36	14%	260
Solaris Healthcare Lake Bennet		228	32	12%	260
DIGNITY HEALING, LLC		248	12	5%	260
BEAR CREEK NURSING CENTER		256	4	2%	260
CONSULATE HEALTHCARE OF KISSIMMEE		247	12	5%	259
TUSKAWILLA NURSING AND REHAB CENTER	2	250	7	3%	259
INTERNAL MEDICINE & PEDIATRICS OF TAMPA BAY PA		212	47	18%	259
FLORIDA WOMAN CARE LABORATORY LLC		232	26	10%	258
PEDIATRIC HEALTH CARE ALLIANCE, PA		234	24	9%	258
PROTEUS MOLECULAR AND CLINICAL LAB	1	148	109	42%	258
Fernandina Beach Rehabilitation and Nursing Center		255	2	1%	257
UNIVERSITY OF TAMPA STUDENT HEALTH AND SHC CLINICAL LABORATORY		110	146	57%	256
Solaris Healthcare Coconut Creek		250	6	2%	256
SERANADES BY SONATA WEST ORANGE		227	29	11%	256
HOLIDAY CVS LLC DBA CVS/PHARMACY #0440		247	8	3%	255
BRENTWOOD RETIREMENT COMMUNITY	5	220	30	12%	255
TALLAHASSEE NHHI LLC	1	226	27	11%	254
Solaris HealthCare Imperial		246	8	3%	254
BAYA POINTE NURSING AND REHABILITATION		170	83	33%	253
SHELL POINT VILLAGE MEDICAL CENTER		246	7	3%	253
CROSS POINTE CARE CENTER	2	250	1	0%	253
LAKE PARK OF MADISON		245	7	3%	252
BAPTIST PRIMARY CARE, INC		233	19	8%	252

# COVID-19: testing by laboratory

Data through Feb 6, 2021 verified as of Feb 7, 2021 at 09:25 AM

Data in this report are provisional and subject to change.

The numbers in the table below represent the number of Florida and non-Florida residents for whom test results were received by the Department of Health. A person can be tested by more than one laboratory and can have both positive and negative results. **Therefore, the sum of the numbers in each column will be larger than the total number of people tested.**

Reporting lab	Inconclusive	Negative	Positive	Percent positive	Total
CHAUTAUQUA REHABILITATION AND NURSING CENTER		242	9	4%	251
STEWART SEBASTIAN RIVER MEDICAL CENTER		212	39	16%	251
URGENT CARE EXPRESS LLC		1	246	100%	247
SILVERCREST HEALTH AND REHABILITATION CENTER	3	237	7	3%	247
SOUTHWEST ORLANDO FAMILY MEDICINE, PL		203	44	18%	247
PEDIATRIC ASSOCIATES OF OCALA PA		219	28	11%	247
MARTIN MEMORIAL MEDICAL CENTER LAB		128	119	48%	247
ADVENTHEALTH MEDICAL GROUP PROMPT CAR	1	169	76	31%	246
CARRINGTON PLACE OF ST PETE LLC		242	4	2%	246
BROWARD NURSING & REHABILITATION CTR	8	231	7	3%	246
ROSEWOOD HEALTHCARE & REHABILITATION CENTER		239	6	2%	245
ST CATHERINE'S WEST REHABILITATION HOSPITAL		233	12	5%	245
MALABAR/ADVENT CENTRA CARE		48	196	80%	244
Heritage Healthcare at Tallahassee		239	5	2%	244
ADVENTHEALTH EXPRESS CARE AT WALGREENS 49TH STREET		201	43	18%	244
HARBOURWOOD	1	238	4	2%	243
ACCURATE DIAGNOSTIC LABS, INC		229	14	6%	243
BUREAU OF CLINICAL LABORATORIES		202	40	17%	242
ARCHER HEALTH VENTURES, LLC		217	25	10%	242
GOOD SAMARITAN CARES		236	5	2%	241
Parkview Rehabilitation Center at Winter Park		235	5	2%	240
COMMUNITY HEALTH AND REHABILITATION CENTER		184	56	23%	240
CENTRAL FLORIDA HEALTH CARE INC		184	55	23%	239
MANORCARE AT LELY PALMS		234	5	2%	239
Sunset Point Center		235	4	2%	239
PALM GARDEN OF AVENTURA		236	3	1%	239
ONESTOP MEDICAL AND URGENT CARE LLC		200	38	16%	238
ELMCROFT PINECREST	1	217	20	8%	238
PEDIATRICS BY THE SEA		229	8	3%	237
CHIPOLA HEALTH AND REHAB		220	17	7%	237
BAPTIST PRIMARY CARE INC	1	212	23	10%	236
FHMG FLORIDA HOSPITAL MEDICAL GROUP		207	29	12%	236
24/7 PEDIATRIC CARE CENTERS INC		217	19	8%	236
EXCEL PEDIATRICS		194	42	18%	236
AVECINA MOBILE		121	114	49%	235
REGENTS PARK AT AVENTURA		221	14	6%	235
BAY TREE CARE AND REHABILITATION CENTER		197	38	16%	235
Vi at Lakeside Village Skilled Nursing		230	5	2%	235
FLORIDA CLINICAL LABORATORY-BIOREFERENCE LABORATORIES		87	148	63%	235
OAK HAMMOCK AT THE UNIVERSITY OF FLORIDA		229	6	3%	235
AMERICAN HOUSE SENIOR LIVING		186	48	21%	234
TIERRA PINES CENTER		223	11	5%	234
RIVERWOOD HEALTH NH LLC		195	39	17%	234
FORT MYERS REHABILITATION AND NURSING CENTER		208	26	11%	234
AVON PARK PEDIATRICS INC	3	209	21	9%	233
MEMPHIS PATHOLOGY LABORATORY	4	212	17	7%	233
LASER & SURGERY CENTER OF THE PALM BEACHES		231	1	0%	232



# COVID-19: testing by laboratory

Data through Feb 6, 2021 verified as of Feb 7, 2021 at 09:25 AM

Data in this report are provisional and subject to change.

The numbers in the table below represent the number of Florida and non-Florida residents for whom test results were received by the Department of Health. A person can be tested by more than one laboratory and can have both positive and negative results. **Therefore, the sum of the numbers in each column will be larger than the total number of people tested.**

Reporting lab	Inconclusive	Negative	Positive	Percent positive	Total
Coastal Health and Rehabilitation Center		222	9	4%	231
W FRANK WELLS NURSING HOME		204	27	12%	231
VETERANS AFFAIRS MEDICAL CENTER - MIAMI		1	230	100%	231
TERRACES OF LAKE WORTH CARE CENTER□		219	12	5%	231
USA HEALTH UNIVERSITY HOSPITAL CLINICAL LABORATORY	1	225	5	2%	231
ManorCare Health Services-Palm Harbor	1	229			230
PORT SAINT LUCIE HOSPITAL		221	9	4%	230
AMBULATORY SURGERY CENTER OF BOCA RATON LTD		229	1	0%	230
ABBOTT LABORATORIES		146	83	36%	229
TGH		1	228	100%	229
MAGNOLIA FAMILY URGENT CARE		197	32	14%	229
HOLLEY NAVARRE MEDICAL CLINIC		168	61	27%	229
WESTWOOD HEALTHCARE SNF		190	38	17%	228
ESTERO ISLAND MEDICAL CENTER		180	48	21%	228
PAVILION FOR HEALTHCARE, THE		226	2	1%	228
MIAMI JEWISH HEALTH SYSTEMS, INC	2	218	8	4%	228
JACKSONVILLE KIDS PEDIATRICS, PLLC		196	31	14%	227
MANDARIN PEDIATRICS		209	18	8%	227
EDGEWATER AT WATERMAN VILLAGE,THE		212	15	7%	227
FLORIDA HEALTH CARE PLANS			227	100%	227
LYNN HAVEN SPORTS COMPLEX-WALKON CLINIC		21	206	91%	227
Cross Gardens Care Center		225	1	0%	226
Solaris Senior Living North Naples ALF		217	9	4%	226
PARKS HEALTHCARE & REHABILITATION CTR	4	211	11	5%	226
TAVARES PEDIATRICS		190	35	16%	225
ARCPOINT LABS OF ST PETERSBURG		149	76	34%	225
ADVANCED AMBULATORY SURGERY CENTER		214	11	5%	225
HOMESTEAD VILLAGE		216	9	4%	225
Lakewood Nursing Center		196	29	13%	225
KINDRED HOSPITAL	7	212	5	2%	224
Avante at Inverness		224			224
LEHIGH VALLEY GENOMICS			223	100%	223
OCALA FAMILY MEDICAL CENTER INC	1	181	40	18%	222
Chatsworth at PGA National, LLC		213	9	4%	222
ARCPOINT LABS OF SARASOTA MANATEE		148	73	33%	221
HAVEN OF OUR LADY OF PEACE INC		213	8	4%	221
WOOD LAKE HEALTH AND REHABILITATION CENTER		219			219
FELLOWSHIP HOME AT THE FAIRWAY LLC		213	6	3%	219
JAMES A HALEY VETERANS HOSPITAL			219	100%	219
Boynton Beach Rehabilitation Center	2	213	4	2%	219
FRICKS PHARMACY		165	54	25%	219
ST PETERSBURG PEDIATRICS-SEMINOLE BLVD		167	52	24%	219
Avante at Orlando		214	4	2%	218
THE MANOR AT CARPENTERS		185	32	15%	217
ADVENT HEALTH - ORLANDO		161	56	26%	217
STATMED QUICK QUALITY CLINIC AT NORTH PINELLAS		65	152	70%	217
Life Care Center at Inverrary		214	3	1%	217

# COVID-19: testing by laboratory

Data through Feb 6, 2021 verified as of Feb 7, 2021 at 09:25 AM

Data in this report are provisional and subject to change.

The numbers in the table below represent the number of Florida and non-Florida residents for whom test results were received by the Department of Health. A person can be tested by more than one laboratory and can have both positive and negative results. **Therefore, the sum of the numbers in each column will be larger than the total number of people tested.**

Reporting lab	Inconclusive	Negative	Positive	Percent positive	Total
LAKE PORT SQUARE		200	17	8%	217
ST. CLOUD REGIONAL MEDICAL CENTER		199	17	8%	216
Consulate Health Care of North Fort Myers		203	12	6%	215
ST PETERSBURG PEDIATRICS-PARK BLVD		194	21	10%	215
PEDIATRICS IN BREVARD PA		188	27	13%	215
ATLANTIC URGENT CARE		145	70	33%	215
OKEECHOBEE COUNTY HEALTH DEPT	1	140	73	34%	214
GATEWAY/ADVENT CENTRA CARE	1	24	189	88%	214
Lake Port Square Health Center		199	15	7%	214
BLOCK, NATION, CHASE, AND SMOLEN FAMILY MEDICINE		157	57	27%	214
HOLISTIX TREATMENT CENTERS		207	6	3%	213
CONSULATE HEALTH CARE OF WINTER HAVEN		209	3	1%	212
ORANGE COUNTY HEALTH DEPT		201	11	5%	212
POCONO MEDICAL CENTER		212			212
SIGNATURE HEALTHCARE AT THE COURTYARD		165	47	22%	212
PCB CLINIC		167	45	21%	212
UCC - WELLINGTON		3	209	99%	212
NORTH FLORIDA PEDIATRICS - MARIANNA		173	38	18%	211
AMERICAN FINNISH NURSING HOME	1	205	5	2%	211
SUNRISE DIAGNOSTIC LABORATORY		158	53	25%	211
KR at Hillsborough Lakes/Lutz Healthcare		201	10	5%	211
CYPRESS COVE		204	6	3%	210
CHIPOLA MEDICAL ASSOCIATES, LLC		147	63	30%	210
AZALEA TRACE		196	13	6%	209
The Palace Nursing and Rehabilitation Center		209			209
ASCENSION MEDICAL GROUP		4	205	98%	209
Taylor Care Center		204	5	2%	209
Whispering Oaks	11	175	23	11%	209
FIRST CHOICE PRIMARY CARE		164	44	21%	208
DOCTORS MEMORIAL FAMILY MEDICINE	2	142	63	30%	207
BOND CLINIC, PA		148	59	29%	207
CENTERSTONE OF FLORIDA☐		193	14	7%	207
THE RESIDENCE AT TIMBER PINES	4	177	25	12%	206
BROOKDALE ATRIM WAY		200	5	2%	205
LAKESIDE NEUROLOGIC		196	9	4%	205
WASHINGTON REHAB AND NURSING		195	9	4%	204
Orchid Cove at Sarasota		203	1	0%	204
FULGENT GENETICS	2	163	39	19%	204
CORAL REEF NURSING & REHABILITATION CENTER		200	4	2%	204
NORTH FLORIDA PEDIATRICS PA - DUVAL		178	26	13%	204
SUPERIOR RESIDENCES OF PANAMA CITY BEACH		197	6	3%	203
FLORIDA KEYS PEDIATRICS & ADOLESCENT CENTER		193	10	5%	203
MACTOWN, INC		201	2	1%	203
GLENRIDGE ON PALMER RANCH,THE		195	7	3%	202
POLK COUNTY HEALTH DEPARTMENT		178	24	12%	202
HEALTH FIRST - HOLMES REGIONAL MEDICAL CENTER		32	170	84%	202
PATHGROUP LABS LLC		97	105	52%	202

# COVID-19: testing by laboratory

Data through Feb 6, 2021 verified as of Feb 7, 2021 at 09:25 AM

Data in this report are provisional and subject to change.

The numbers in the table below represent the number of Florida and non-Florida residents for whom test results were received by the Department of Health. A person can be tested by more than one laboratory and can have both positive and negative results. **Therefore, the sum of the numbers in each column will be larger than the total number of people tested.**

Reporting lab	Inconclusive	Negative	Positive	Percent positive	Total
WIREGRASS DIRECT PRIMARY CARE PLLC		170	32	16%	202
DISCOVERY VILLAGE AT MELBOURNE		180	21	10%	201
SARAPATH DIAGNOSTICS		99	102	51%	201
Governors Creek Health and Rehabilitation	1	198	2	1%	201
VAMC WEST PALM LAB		5	196	98%	201
Life Care Center of Punta Gorda	1	188	11	6%	200
HERITAGE HEALTHCARE AND REHABILITATION CENTER		195	5	3%	200
FORT PIERCE HEALTH CARE		194	5	3%	199
SOLARIS SENIOR LIVING VERO BEACH		192	7	4%	199
TRENTON MEDICAL CENTER INC DBA PALMS MEDICAL GROUP	4	140	55	28%	199
LIFE CARE CENTER OF PORT ST. LUCIE		190	9	5%	199
ADVENT HEALTH - CARROLLWOOD	4	169	25	13%	198
LAUREL POINT CARE ACQUISITION LLC DBA SANDGATE GARDENS REHAB AND NURSI		171	27	14%	198
DEPARTMENT OF HEALTH & HUMAN SERVICES		198			198
TRINITY REGIONAL REHAB CENTER		181	15	8%	196
San Jose Health & Rehabilitation		191	5	3%	196
WHITE WILSON MEDICAL IMMEDIATE CARE NICEVILLE		1	195	99%	196
ADVENT HEALTH CENTRA CARE - APOPKA NORTH		166	30	15%	196
PALM BEACH PEDIATRICS PA	2	175	18	9%	195
ABBIEJEAN RUSSELL CARE CENTER		195			195
Crossbreeze care center		193	2	1%	195
CONEY ISLAND HOSPITAL		187	7	4%	194
NSPIRE HEALTHCARE LAUDERHILL		188	6	3%	194
Bayside Health and Rehabilitation		164	29	15%	193
ST MARK VILLAGE		188	5	3%	193
Nspire Health Care Kendall		183	10	5%	193
ADVENT HEALTH CENTRA CARE - DAYTONA BEACH		94	99	51%	193
Consulate Healthcare of West Palm Beach		177	16	8%	193
FAMILY EXPRESS URGENT CARE			193	100%	193
BAYVIEW CENTER		188	5	3%	193
HOSPICE OF LAKE & SUMTER INC		191	1	1%	192
CONSULATE HEALTH CARE OF MELBOURNE		189	3	2%	192
HEALTH LINK DIAGNOSTIC LABORATORIES		182	9	5%	191
SARNO EXTENDED HOURS		124	67	35%	191
ADVENTHEALTH EXPRESS CARE AT		142	49	26%	191
WELL HEALTH WORKS	1	166	24	13%	191
WALGREENS 3173		176	14	7%	190
CYPRESS POINT LIVING, LLC		175	15	8%	190
NEO GENOMICS - FORT MYERS	1	183	6	3%	190
VILLAGES REGIONAL HOSPITAL SURGERY CENTER LLC, THE		150	39	21%	189
TARPON POINT NURSING AND REHABILITATION CENTER		186	3	2%	189
LAKE VIEW CARE CENTER AT DELRAY		183	6	3%	189
WOMEN'S CARE FLORIDA LABORATORY		183	5	3%	188
OCEAN REEF MEDICAL CENTER		150	38	20%	188
BORLAND GROOVER CLINIC	1	153	33	18%	187
Life Care Center of Sarasota		175	12	6%	187
WALGREENS 10670		165	22	12%	187

# COVID-19: testing by laboratory

Data through Feb 6, 2021 verified as of Feb 7, 2021 at 09:25 AM

Data in this report are provisional and subject to change.

The numbers in the table below represent the number of Florida and non-Florida residents for whom test results were received by the Department of Health. A person can be tested by more than one laboratory and can have both positive and negative results. **Therefore, the sum of the numbers in each column will be larger than the total number of people tested.**

Reporting lab	Inconclusive	Negative	Positive	Percent positive	Total
EDGEWOOD NURSING CENTER		179	7	4%	186
BARTON HEALTH ALLIANCE		152	34	18%	186
ANTHEM LAKES LLC		151	35	19%	186
PLANTATION NURSING & REHAB CENTER		186			186
FINLAY CLINICAL LABORATORY INC		36	150	81%	186
INN AT ASTON GARDENS, THE		179	7	4%	186
DE LUNA HEALTH AND REHABILITATION CENTER		163	22	12%	185
ADVENT		172	13	7%	185
WATERMARK LAKE POINTE WOODS LLC		167	18	10%	185
BOCA RATON REHABILITATION CENTER	4	178	3	2%	185
ARBOR FACILITY INC		184			184
ST. JAMES BAY HEALTH AND REHABILITATION CENTER		183	1	1%	184
VETERANS AFFAIRS ORLANDO VA MEDICAL CENTER			184	100%	184
ADVENT HEALTH CENTRA CARE - WESLEY CHAPEL		13	170	93%	183
NIGHT LITE PEDIATRICS WINTER GARDEN		144	38	21%	182
NADAL PEDIATRICS - VICTORIA STREET (3385)		153	28	15%	181
LA MER NH LLC□		177	4	2%	181
MEDIPATH LLC		2	178	99%	180
BAPTIST HEALTH PRIMARY CARE	1	134	45	25%	180
PADDOCK RIDGE		177	3	2%	180
Surrey Place Healthcare and Rehabilitation		178	2	1%	180
PINNACLES PEDS CARE PA		180			180
PLANT CITY PEDIATRICS		151	28	16%	179
FLORIDA HEALTH CARE PLAN INC		2	177	99%	179
COLONY CLUB ALF,THE		164	13	7%	177
ADVENT HEALTH CENTRA CARE - CARROLLWOOD		5	172	97%	177
Heritage Park Rehabilitation & Healthcare		159	18	10%	177
AMELIA MEDICAL CARE		31	146	82%	177
Heartland Healthcare of Ft. Myers	1	176			177
DISCOVERY VILLAGE AT NAPLES		159	17	10%	176
Emory L Bennett State Veterans Nursing Home		173	3	2%	176
MEDICAL CONSULTANTS OF FLORIDA LLC	1	142	33	19%	176
OAKBROOK HEALTH AND REHABILITATION CENTER	1	160	14	8%	175
CORAL GABLES NURSING & REHABILITATION CENTER		166	9	5%	175
Consulate Health Care of St. Petersburg		174	1	1%	175
CANTERFIELD OF CLAY COUNTY		138	37	21%	175
EVENT MED SERVICES LABORATORY		171	3	2%	174
ASTON GARDENS AT PELICAN MARSH		169	5	3%	174
The Waterford		172	2	1%	174
Cross Terrace REhabiitation		173	1	1%	174
NO FLORIDA PEDIATRICS, PA		150	24	14%	174
ORLANDO HEALTH EMERGENCY DEPARTMENT		163	11	6%	174
GEORGIA DEPARTMENT OF PUBLIC HEALTH	1	5	168	97%	174
The Inn at Sarasota Bay Club		172	2	1%	174
UNIVERSITY OF MIAMI		48	125	72%	173
HUNT CLUB PEDIATRIC ASSOCIATES, P.A.		144	29	17%	173
ADVENT HEALTH - LAKE NONA		148	25	14%	173



# COVID-19: testing by laboratory

Data through Feb 6, 2021 verified as of Feb 7, 2021 at 09:25 AM

Data in this report are provisional and subject to change.

The numbers in the table below represent the number of Florida and non-Florida residents for whom test results were received by the Department of Health. A person can be tested by more than one laboratory and can have both positive and negative results. **Therefore, the sum of the numbers in each column will be larger than the total number of people tested.**

Reporting lab	Inconclusive	Negative	Positive	Percent positive	Total
Concordia Village of Tampa AL		168	4	2%	172
MATHISON RETIREMENT COMMUNITY, INC	1	163	8	5%	172
PATRIOT MEDICAL LABORATORIES		165	7	4%	172
AMA MEDICAL GROUP LLC		144	27	16%	171
VIERA MANOR ASSISTED LIVING RESIDENCE		164	7	4%	171
PONTE VEDRA GARDENS		169	1	1%	170
HOSPITAL FOR SPECIAL SURGERY		166	3	2%	169
GOOD SAMARITAN SOCIETY OF DELAND		159	10	6%	169
LCS SANDHILL COVE LLC DBA	6	156	7	4%	169
ARTHREX MEDICAL CENTER	1	70	98	58%	169
RESTORE HEALTH URGENT CARE		103	66	39%	169
ALL SEASONS NAPLES LLC□		164	5	3%	169
VI AT BENTLEY VILLAGE HOME CARE		168			168
LAB CORP	1	94	73	43%	168
PRIMECARE OF DOTHAN		115	53	32%	168
ABBOTT DIAGNOSTICS		154	14	8%	168
PANAMA CITY DEVELOPMENTAL CENTER□		168			168
ALLSOUTH URGENT CARE		6	162	96%	168
URGENT CARE OF THE PALM BEACHES, NORTH PALM BEACH			167	100%	167
CANTERFIELD OF OCALA, LLC		156	11	7%	167
ST ANTHONYS REHABILITATION HOSPITAL	9	156	2	1%	167
ROSECASTLE OF CITRUS		137	30	18%	167
ADVENT HEALTH CENTRA CARE - TEMPLE TERRACE	1	103	62	37%	166
YOUR FAMILY WALK-IN CLINIC		13	153	92%	166
LEESBURG PEDIATRICS		151	15	9%	166
DOCTORS MEMORIAL HOSPITAL		44	121	73%	165
MEDICAL CENTER AT OCEAN REEF,THE		157	8	5%	165
Sunnyside Nursing Home		161	3	2%	164
BENDERSON FAMILY SKILLED NURSING AND□		147	17	10%	164
PALM HARBOR FAMILY PRACTICE & WALK-IN		117	46	28%	163
OSPREY VILLAGE AT AMELIA ISLAND LTD		155	8	5%	163
TUSCAN GARDENS OF VENETIA MANAGEMENT COMPANY		150	13	8%	163
BRADENTON HEALTH CARE		163			163
TRI COUNTY NURSING HOME		162	1	1%	163
BROOKDALE OF SPRING HILL	9	153	1	1%	163
US MEDICAL CARE, INC		146	17	10%	163
QUOTIENT SCIENCES		115	47	29%	162
LAKEVIEW INTERNAL MEDICINE		110	52	32%	162
BARKLEY PLACE	1	156	4	2%	161
SOMERBY LAKE NONA		154	7	4%	161
TUSCAN GARDENS OF PALM COAST		158	3	2%	161
SANDY PINES	2	141	18	11%	161
FIRST CHOICE PEDIATRICS SEMORAN		80	80	50%	160
GREENBRIAR REHABILITATION AND NURSING CENTER	1	159			160
GLADES HEALTH CARE CENTER		157	3	2%	160
KEYSTONE REHAB		160			160
EXOSOME DIAGNOSTICS	1	141	17	11%	159

# COVID-19: testing by laboratory

Data through Feb 6, 2021 verified as of Feb 7, 2021 at 09:25 AM

Data in this report are provisional and subject to change.

The numbers in the table below represent the number of Florida and non-Florida residents for whom test results were received by the Department of Health. A person can be tested by more than one laboratory and can have both positive and negative results. **Therefore, the sum of the numbers in each column will be larger than the total number of people tested.**

Reporting lab	Inconclusive	Negative	Positive	Percent positive	Total
ARCADIA HEALTH AND REHABILITATION CENTER		100	59	37%	159
MEADOWCREST FAMILY PHYSICIANS		97	62	39%	159
PRECISION GENETICS, INC		153	5	3%	158
BEACON AT GULF BREEZE, THE	2	149	7	4%	158
CAYUGA MEDICAL CENTER AT ITHACA		153	5	3%	158
CLARE BRIDGE ORMOND BEACH	1	157			158
WUESTHOFF REF LABORATORY			158	100%	158
JACKSONVILLE NURSING AND REHAB CENTER		151	6	4%	157
ARDEN COURTS OF SEMINOLE		121	35	22%	156
Englewood Healthcare and Rehab		141	15	10%	156
TIMBERRIDGE NURSING HOME & REHAB		123	33	21%	156
NATURE COAST MEDICAL GROUP		68	88	56%	156
GUEST HOUSE OCALA, THE		153	3	2%	156
CENTRAL FLORIDA HEALTHCARE GROUP LLC		134	21	14%	155
ZON BEACHSIDE LLC		128	27	17%	155
STERLING HOUSE OF DELAND		154	1	1%	155
LUIS A GHIGLINO MD PA		150	5	3%	155
WOODBRIIDGE FACILITY INC		151	4	3%	155
THE ARLINGTON OF NAPLES INC.		152	3	2%	155
PRUITT HEALTH		153	2	1%	155
EDWARD J HEALEY REHAB & NURSING CENTER		155			155
COCOA BEACH/ADVENT CENTRA		41	114	74%	155
HEARTLAND PEDIATRICS OF LAKE PLACID PA		134	20	13%	154
PALMETTTO FACILITY INC	1	153			154
ARDEN COURTS OF LARGO FL, LLC		141	13	8%	154
DIAMOND RIDGE		147	7	5%	154
PENSACOLA PEDIATRICS, PA		137	17	11%	154
CITRUS HEALTH AND REHAB		128	26	17%	154
SOUTH BALDWIN REGIONAL MEDICAL CENTER		143	10	7%	153
GENE BY GENE		61	92	60%	153
MIRACLE HILL NURSING & REHABILITATION CENTER INC		148	5	3%	153
CSL PLASMA		29	123	81%	152
WHITE-WILSON MEDICAL CENTER - FORT WALTON BEACH		145	7	5%	152
BRIGHTON EGGERT PHARMACY INC		147	5	3%	152
FAWCETT MEMORIAL HOSPITAL-LAB		39	113	74%	152
ADVANCED MEDICAL GROUP		1	151	99%	152
DEPARTMENT OF HEALTH BUREAU OF FAMILY		150	1	1%	151
BAY COUNTY SHERIFFS OFFICE JAIL FACILITY		134	17	11%	151
WIMAUMA COMMUNITY HEALTH CENTER		114	37	25%	151
MACCLENNY NURSING AND REHAB		134	16	11%	150
DOCTORS MEMORIAL FAMILY PRACTICE	2	115	33	22%	150
MID FLORIDA PATHOLOGY LLC MOBILE UNIT #4		102	48	32%	150
LABORATORY OF FLORIDA		97	53	35%	150
ROSECASTLE OF ZEPHRHILLS		148	2	1%	150
BAY VUE NURSING AND REHABILITATION CENTER		139	10	7%	149
NEW YORK CITY DEPARTMENT OF HEALTH & MENTAL		120	29	19%	149
PRECISION HEALTH RESOURCES, LLC	1	133	15	10%	149



# COVID-19: testing by laboratory

Data through Feb 6, 2021 verified as of Feb 7, 2021 at 09:25 AM

Data in this report are provisional and subject to change.

The numbers in the table below represent the number of Florida and non-Florida residents for whom test results were received by the Department of Health. A person can be tested by more than one laboratory and can have both positive and negative results. **Therefore, the sum of the numbers in each column will be larger than the total number of people tested.**

Reporting lab	Inconclusive	Negative	Positive	Percent positive	Total
CLARE BRIDGE OF SARASOTA		147	2	1%	149
Chatham Glen Healthcare and Rehabilitation Center		143	6	4%	149
SAMIR EBEID MD		134	14	9%	148
ANGELS DIAGNOSTIC GROUP		119	29	20%	148
DAIRY ROAD URGENT CARE		71	77	52%	148
BROOKDALE DESTIN		136	12	8%	148
SUWANNEE VALLEY NURSING CENTER		137	11	7%	148
NORTH FLORIDA INTERNAL MEDICINE PA		115	33	22%	148
GRACE PEDIATRICS		122	26	18%	148
GOLD CHOICE SENIOR COMMUNITIES		107	40	27%	147
REFUAH HEALTH CENTER LABORATORY		140	7	5%	147
SEAGRASS VILLAGE FLEMING ISLAND		110	36	25%	146
BROOKDALE ORANGE PARK		144	1	1%	145
MORSELIFE MEMORY CARE RESIDENCE		138	7	5%	145
REGENCY CARE OF BLOUNTSTOWN LLC		135	10	7%	145
CHILDREN MED CARE INC		123	22	15%	145
POINTE, THE		117	27	19%	144
MOBILE INFIRMARY MED CENTER PATH LAB		129	15	10%	144
NCRNC INC		140	4	3%	144
Quail Run Health Care Center		143			143
HUNT CLUB PEDIATRIC ASSOCIATES PA		88	55	38%	143
WORKPLACE SCREENING INTELLIGENCE			143	100%	143
JEFFERY WEINZWEIG		2	141	99%	143
PALM BEACH COUNTY HEALTH DEPT LAB	4	133	6	4%	143
SUNNY HILLS ALF OF SEBRING INC		131	11	8%	142
SPRINGS AT LAKE POINTE WOODS		140	2	1%	142
ADVENTHEALTH CENTRA CARE PONCIANA	1	81	60	42%	142
LAKEVIEW TERRACE RETIREMENT COMMUNITY		125	17	12%	142
STERLING HOUSE OF PUNTA GORDA		140	1	1%	141
WRIGHTS HEALTH CARE AND REHABILITATION CENTER		111	30	21%	141
VENICE REGIONAL BAYFRONT HEALTH (PULMONARY)		126	15	11%	141
NOVARI CARE LLC		97	44	31%	141
OAKS OF KISSIMMEE HEALTH AND REHABILITATION CENTER		138	3	2%	141
FLORIDA ATLANTIC UNIVERSITY STUDENT HEALTH		112	29	21%	141
PORT ST LUCIE REHABILITATION AND HEALTHCARE		98	43	30%	141
UNITED CLINICAL LABORATORIES		132	9	6%	141
AFTER HOURS PEDIATRICS INC	1	1	139	99%	141
QUICK CARE MED LLC	1	120	20	14%	141
PROVIDENCE HOSPITAL LABORATORY		132	8	6%	140
ELLENTON PEDIATRICS PA		129	11	8%	140
Gulf Coast Healthcare (Longwood Health and Rehab		118	21	15%	139
ARDEN COURTS OF TAMPA		138	1	1%	139
SUNCOAST URGENT CARE		101	38	27%	139
FAMILY EXTENDED CARE OF CENTRAL TAMPA		121	17	12%	138
ST PETERSBURG PEDIATRICS-EAST BAY	1	111	26	19%	138
The Crossroads		137	1	1%	138
AMERICAN PATHOLOGY PARTNERS		136	2	1%	138

# COVID-19: testing by laboratory

Data through Feb 6, 2021 verified as of Feb 7, 2021 at 09:25 AM

Data in this report are provisional and subject to change.

The numbers in the table below represent the number of Florida and non-Florida residents for whom test results were received by the Department of Health. A person can be tested by more than one laboratory and can have both positive and negative results. **Therefore, the sum of the numbers in each column will be larger than the total number of people tested.**

Reporting lab	Inconclusive	Negative	Positive	Percent positive	Total
ADVENT HEALTH CENTRA CARE - CITRUS PARK		9	128	93%	137
MOBILE MEDICAL ASSOCIATES PL	6	106	25	18%	137
MILLENNIUM LAB SERVICES			137	100%	137
MANOR AT BLUEWATER BAY		131	6	4%	137
FHMG-FLORIDA HOSPITAL MEDICAL GROUP		115	22	16%	137
PEDIATRICS OF GREATER ORLANDO		121	16	12%	137
PPC-LAB EDI ORCHARD BI		129	8	6%	137
HEALTH CENTRAL CLINICAL LABORATORY		129	8	6%	137
GRAVITY DIAGNOSTICS, LLC		36	100	74%	136
ADVENT HEALTH CENTRA CARE - DELAND		28	108	79%	136
BAY EDUCATORS WELLNESS CENTER		83	53	39%	136
COASTAL INTERNAL MEDICINE		100	36	26%	136
DAYSPRING VILLAGE		113	22	16%	135
IRL MARKET LAB ALACHUA		104	31	23%	135
HIALEAH SHORES NURSING AND REHAB CENTER		127	8	6%	135
PEDIATRIC CARE CENTER		135			135
ADVENT HEALTH CENTRA CARE - ORANGE CITY	1	53	81	60%	135
LONGWOOD HEALTH AND REHABILITATION CENTER		125	10	7%	135
POMPANO REHABILITATION AND NURSING CTR		135			135
CROSSWINDS HEALTH AND REHABILITATION CENTER		133	1	1%	134
GULF COAST MEDICAL CENTER		131	3	2%	134
ADVANCED MEDICAL CENTER		86	48	36%	134
PHYSICIANS REGIONAL MEDICAL CENTER - PINE RIDGE		19	115	86%	134
ARDEN COURTS OF DELRAY BEACH FL LLC	3	126	5	4%	134
LabCorp L#09258090 M#09258105		74	60	45%	134
FORT WALTON REHABILITATION CENTER		96	37	28%	133
SONATA COCONUT CREEK	2	108	23	17%	133
FARAH MEDICAL		123	10	8%	133
Hampton Court Nursing and Rehabilitation Center		131	2	2%	133
THE REHABILITATION CENTER OF LAKE CITY		127	5	4%	132
DOCTOR'S IN HOUSE LABORATORY		18	114	86%	132
WEDGEWOOD HEALTHCARE CENTER		92	40	30%	132
GRAVITY DIAGNOSTICS		45	87	66%	132
BROOKDALE LAKE TAVARES		129	3	2%	132
MY HEALTHY BLUEPRINT BY BAPTIST HEALTH CARE		105	27	20%	132
WALGREENS 6221		116	15	11%	131
INTEGRATED REGIONAL LABORATORIES		119	12	9%	131
THE WELLNESS CENTER AT LAKEWOOD RANCH		43	88	67%	131
CENTRACARE		17	113	87%	130
HOLISTIC PEDIATRICS GROUP LLC		112	18	14%	130
ALTAMONTE MD			130	100%	130
VILLAGE PLACE NH LLC		105	24	19%	129
CRANE CENTER		98	31	24%	129
CHEEK AND SCOTT DRUGS INC		106	23	18%	129
BMHSI-AEL MICROBIOLOGY LABORATORY	2	102	25	19%	129
ALL FLORIDA FAMILY AND SPORTS MEDICINE		111	17	13%	128
DESOTO PALMS ALF		123	5	4%	128

# COVID-19: testing by laboratory

Data through Feb 6, 2021 verified as of Feb 7, 2021 at 09:25 AM

Data in this report are provisional and subject to change.

The numbers in the table below represent the number of Florida and non-Florida residents for whom test results were received by the Department of Health. A person can be tested by more than one laboratory and can have both positive and negative results. **Therefore, the sum of the numbers in each column will be larger than the total number of people tested.**

Reporting lab	Inconclusive	Negative	Positive	Percent positive	Total
TRI-COUNTY NURSING HOME		117	11	9%	128
SOUTH CAMPUS FACILITY INC		122	6	5%	128
CORE BIO LABS		76	51	40%	127
DOLPHIN POINTE HEALTH CARE LLC		109	18	14%	127
CHARTER SENIOR LIVING OF PANAMA CITY BEACH		106	21	17%	127
REGENCY PARK		109	18	14%	127
RITECARE MEDICAL CENTER		77	50	39%	127
SHOAL CREEK REHABILITATION CENTER		85	42	33%	127
GESSLER CLINIC PA		98	29	23%	127
HILLSBOROUGH COUNTY DEVELOPMENTAL CTR	1	117	8	6%	126
LIFE CARE CENTER OF ALTAMONTE SPRINGS		102	24	19%	126
KINDRED HOSPITAL THE PALM BEACHES		121	5	4%	126
Nemours Children's Urgent Care		80	46	37%	126
PALMS MEDICAL GROUP HIGH SPRINGS		103	23	18%	126
ADVENTHEALTH HOSPICE CARE CENTRAL FLORIDA		126			126
FLORIDA DEPARTMENT OF HEALTH IN TAYLOR COUNTY	1	87	38	30%	126
FLAGLER COUNTY DETENTION CENTER		122	3	2%	125
220 GOLDEN, LLC	1	109	15	12%	125
CARENOW URGENT CARE - LAKE MARY			125	100%	125
FOUNTAIN INN NURSING & REHABILITATION CTR, INC		119	6	5%	125
MANOR CARE OF PALM HARBOR		123	1	1%	124
THE CLUB AND REHABILITATION CENTER		123	1	1%	124
VIPEDIATRICS PLLC		114	10	8%	124
MV MEDICAL PRACTICE DBA PRIMARY URGENT CARE		117	7	6%	124
ARBOR GLEN AT ARBOR TRACE	2	113	9	7%	124
QUEENS HOSPITAL CENTER		117	7	6%	124
ISLAND HEALTH AND REHABILITATION CENTER		122	1	1%	123
ADVENT HEALTH - DELTONA ER		89	34	28%	123
PALM BEACH COUNTY FIREFIGHTERS HEALTH CLINIC, LLC		96	27	22%	123
Signature healthcare of Jacksonville		118	5	4%	123
SUMMERFIELD EMERGENCY ROOM		95	27	22%	122
WESLEY HAVEN VILLA	1	113	8	7%	122
COQUINA CENTER		119	3	2%	122
STEWART MEDICAL GROUP		34	88	72%	122
TUSCAN ISLE CHAMPIONSGATE OP CO LLC		120	2	2%	122
ADVENT HEALTH CENTRA CARE - BRANDON		31	91	75%	122
HAWKINS FAMILY MEDICINE LLC		78	43	36%	121
SEA PINES REHABILITATION HOSPITAL		120	1	1%	121
Lakeside Nursing and Rehabilitation Center	1	95	25	21%	121
PARKVIEW HEALTH		121			121
SEAVIEW NURSING AND REHABILITATION CENTER		120	1	1%	121
SOUTHLAND SUITES OF ORMOND BEACH	4	116			120
MEYER PEDIATRICS		107	13	11%	120
URGENT CARE TCMA			120	100%	120
PROVISTA DIAGNOSTICS, INC		117	3	3%	120
FOUNTAINS OF HOPE LLC, THE		119	1	1%	120
SURREY PLACE CARE CENTER		113	6	5%	119

# COVID-19: testing by laboratory

Data through Feb 6, 2021 verified as of Feb 7, 2021 at 09:25 AM

Data in this report are provisional and subject to change.

The numbers in the table below represent the number of Florida and non-Florida residents for whom test results were received by the Department of Health. A person can be tested by more than one laboratory and can have both positive and negative results. **Therefore, the sum of the numbers in each column will be larger than the total number of people tested.**

Reporting lab	Inconclusive	Negative	Positive	Percent positive	Total
PALMS FACILITY INC		104	15	13%	119
WILLOW BROOKE COURT AT AZALEA TRACE		119			119
MATHISON RETIREMENT COMMUNITY		114	5	4%	119
CLINICA HISPANA		1	118	99%	119
BOSTON RED SOX CLUB LP		117	2	2%	119
CARENOW LAKE MARY			118	100%	118
PEDIATRIC SPECIALISTS MEDICAL GROUP☐	1	107	10	8%	118
FLORIDA DEPARTMENT OF HEALTH IN LAKE COUNTY	1	76	41	35%	118
COASTAL HEALTH AND REHAB		110	8	7%	118
RDX BIOSCIENCE		60	58	49%	118
SUNY UPSTATE MEDICAL UNIVERSITY		112	6	5%	118
NORTH FL SOUTH GA HCS-MALCOM RANDALL VAMC			118	100%	118
BELVEDERE COMMONS OF FORT WALTON BEACH		107	10	9%	117
MINUTECLINIC DIAGNOSTIC OF RHODE ISLAND, LLC #729		113	4	3%	117
NEIGHBORHOOD MEDICAL CENTER		112	5	4%	117
SONATA DELRAY BEACH		109	8	7%	117
WILLOWBROOKE COURT AT ST ANDREWS ESTATES		112	5	4%	117
HOSPICE OF ST FRANCIS INC☐		112	5	4%	117
Avante at Melbourne		116	1	1%	117
LEE COUNTY SCHOOL DISTRICT	1	108	7	6%	116
TGH URGENT CARE – SEMINOLE			116	100%	116
RDV SPORTSPLEX PEDIATRICS		96	20	17%	116
WINDERMERE MEDICAL CENTER		112	4	3%	116
BROOKDALE FORT MYERS THE COLONY		112	4	3%	116
ARDEN COURTS OF FORT MYERS		113	3	3%	116
DB MD		104	12	10%	116
FINNISH AMERICAN REST HOME-ALF		114	2	2%	116
SUNFLOWER SPRINGS ASSISTED LIVING		105	10	9%	115
IQBAL A FARUQUI MD☐		86	29	25%	115
HARBORCHASE OF VERO BEACH		100	15	13%	115
VILLAGE PEDIATRICS LLC		91	23	20%	114
DIAGNOSTIC LABORATORY OF OKLAHOMA		91	23	20%	114
PSL NAPLES BH OPERATIONS, LLC		114			114
VENICE REGIONAL MEDICAL CENTER BAYFRONT HEALTH		53	61	54%	114
MILLER BIOCONNECT		95	19	17%	114
PHYSICIAN PARTNERS PERRY		54	60	53%	114
CABANA AT JENSEN DUNES, THE		110	3	3%	113
MAINSTREAM DIAGNOSTIC LABORATORY LLC		98	15	13%	113
VILLA MARIA WEST SKILLED NURSING FACILITY		106	7	6%	113
SEASIDE HEALTH AND REHABILITATION CENTER		56	57	50%	113
TIFFANY HALL NURSING AND REHAB CENTER		104	9	8%	113
WEST COAST FAMILY MEDICAL CARE		86	27	24%	113
ISLAND URGENT CARE PLLC DBA AFC URGENT CARE		112	1	1%	113
RESEARCH CENTERS OF AMERICA, LLC		91	21	19%	112
TREASURE COAST MEDICAL ASSOCIATES		4	108	96%	112
KINDRED HOSPITAL-BAY AREA-ST PETERSBURG LAB	1	105	6	5%	112
NO FLORIDA PEDIATRICS, PA - BRADFORD		95	17	15%	112

# COVID-19: testing by laboratory

Data through Feb 6, 2021 verified as of Feb 7, 2021 at 09:25 AM

Data in this report are provisional and subject to change.

The numbers in the table below represent the number of Florida and non-Florida residents for whom test results were received by the Department of Health. A person can be tested by more than one laboratory and can have both positive and negative results. **Therefore, the sum of the numbers in each column will be larger than the total number of people tested.**

Reporting lab	Inconclusive	Negative	Positive	Percent positive	Total
BROOKDALE COLONIAL PARK	2	109	1	1%	112
ALLIED HEALTH FORT PIERCE		112			112
HIGHLANDS URGENT CARE			112	100%	112
AMERICAN HOUSE-BONITA SPRINGS□		110	1	1%	111
PROMPT CARE OF CENTRAL FLORIDA			111	100%	111
BROWARD HEALTH CORAL SPRINGS EPIDEMIOLOGY DEPT		1	110	99%	111
CLEARWATER STATMED QUICK QUALITY CLINICS		37	74	67%	111
LAKE HOUSE ASSISTED LIVING		93	17	15%	110
MIAMI VA HEALTHCARE SYSTEM			110	100%	110
SH HERON EAST LLC□		100	10	9%	110
ELAN BUENA VISTA		95	15	14%	110
FLORIDA HEALTH CARE PLANS INC		1	109	99%	110
FAWCETT MEMORIAL HOSPITAL LABORATORY			110	100%	110
SONNIS PEDIATRICS PA		98	12	11%	110
CHERRY OAK PALM BEACH COUNTY		104	6	5%	110
NAVARRE GARDENS LLC		85	25	23%	110
MIDWAY PRIMARY CARE, LLC		79	30	28%	109
HOBDARI FAMILY HEALTH LLC□		76	33	30%	109
GENOSUR LLC		105	4	4%	109
PHYSICIANS REGIONAL CLINIC		82	27	25%	109
Courtyards of Orlando Care Center		101	8	7%	109
PANAMA PHARMACY	3	89	17	16%	109
MG PORT CHARLOTTE II SUBTENANT LLC		98	11	10%	109
EVANS HEALTH CARE		106	2	2%	108
MONTEFIORE MEDICAL CENTER LABORATORIES - MOSES		99	9	8%	108
GRAND OAKS HEALTH & REHABILITATION		106	1	1%	107
WINDSOR OF LAKEWOOD RANCH,THE		106	1	1%	107
WHITE WILSON MEDICAL CENTER IMMEDIATE CARE		12	95	89%	107
CITRUS MEMORIAL HOSPITAL			107	100%	107
THE COURTYARD ASSISTED LIVING		103	4	4%	107
BAY VIEW HEALTHCARE		85	22	21%	107
MINUTECLINIC LLC #4987		92	14	13%	106
HEART OF FLORIDA REGIONAL MED CTR		35	71	67%	106
BROOKDALE JENSEN BEACH□		103	3	3%	106
BROOKDALE CAPE CORAL		106			106
Sandy Ridge Center for Rehabilitation and Healing		85	21	20%	106
VITAS HEALTHCARE CORPORATION OF FLORIDA		103	3	3%	106
TGH URGENT CARE – TYRONE		2	104	98%	106
MEDICAL CONSULTANTS OF FLORIDA DBA	1	90	14	13%	105
CLARE BRIDGE OF CAPE CORAL	1	104			105
SMILEY MEDICAL GROUP		77	28	27%	105
ADVENTHEALTH MEDICAL GROUP FAMILY MEDICINE AT		83	22	21%	105
UNIVERSITY MEDICAL CENTER SUITES		91	13	13%	104
QUICK CARE MED PL CR		80	24	23%	104
VISTA MANOR		92	12	12%	104
JACKSONVILLE UNIVERSITY		95	9	9%	104
GRANDE, THE□	2	98	4	4%	104



# COVID-19: testing by laboratory

Data through Feb 6, 2021 verified as of Feb 7, 2021 at 09:25 AM

Data in this report are provisional and subject to change.

The numbers in the table below represent the number of Florida and non-Florida residents for whom test results were received by the Department of Health. A person can be tested by more than one laboratory and can have both positive and negative results. **Therefore, the sum of the numbers in each column will be larger than the total number of people tested.**

Reporting lab	Inconclusive	Negative	Positive	Percent positive	Total
NORTH FLORIDA EVALUATION AND TREATMENT CENTER	2	97	5	5%	104
NADAL PEDIATRICS		86	18	17%	104
EAST NEW YORK DIAGNOSTIC AND TREATMENT		99	5	5%	104
NAVY HOSPITAL			103	100%	103
MEDICATION ROOMS-CSU/CI NURSE STATION	1	94	8	8%	103
PREDICTIVE LABORATORIES, INC	1	90	12	12%	103
MD 365 MEDICAL CARE		102	1	1%	103
THREE OAKS PHARMACY INC		94	8	8%	102
CCS - PAUL REIN DETENTION FACILITY		75	27	26%	102
UNIVERSITY HEALTH SYSTEM INC		92	10	10%	102
WALTON PLACE		101			101
Summit Medical Group		92	9	9%	101
CITY OF PORT SAINT LUCIE		93	8	8%	101
WESTWOOD NURSING & REHAB		68	33	33%	101
FAMILY MEDICAL CARE OF PALM BEACH		41	60	59%	101
LODGE HEALTH AND REHABILITATION CENTER, THE		69	31	31%	100
TRADITION MEDICAL CENTER LABORATORY		48	52	52%	100
Consulate Health Care of Port Charlotte		98	2	2%	100
SOLARIS SENIOR LIVING OF MERRITT ISLAND		97	3	3%	100
JACKSON COUNTY HEALTH DEPARTMENT		64	36	36%	100
North Lake Care Center		99	1	1%	100
CENTRAL FLORIDA HEALTH CARE		47	52	53%	99
IMA MEDICAL GROUP		50	48	49%	98
DOUGLAS T JACOBSON STATE VETERANS HOME		98			98
MAGNOLIA MEDICAL CLINIC		11	87	89%	98
PINELLAS CARE CENTER		71	27	28%	98
LAKE REGIONAL URGENT CARE		4	94	96%	98
JUNO DERMATOLOGY LLC		87	11	11%	98
SOUTH BALDWIN MEDICAL CENTER GULF SHORES		77	21	21%	98
SEMINOLE COUNTY HEALTH DEPARTMENT		79	19	19%	98
FLORIDA COMMUNITY HEALTH CENTERS INC			98	100%	98
URINEGOODHANDS LLC		96	2	2%	98
GLOBAL CENTRAL LABS AT PPD	2	88	8	8%	98
CHARLES CROFT MD	1	96	1	1%	98
PLAZA OF HALLANDALE BEACH		98			98
BIODESIX, INC.		73	25	26%	98
LATE HOURS URGENT CARE		58	39	40%	97
WELLNOW URGENT CARE PC		97			97
BROOKDALE PENSACOLA		96	1	1%	97
WHITE PLAINS HOSPITAL CENTER LAB		93	4	4%	97
HEALTH CENTERS AT BRENTWOOD		96	1	1%	97
MED COMP SCIENCES		1	96	99%	97
WESTCHESTER MEDICAL CENTER		93	3	3%	96
MARKET STREET VIERA		95	1	1%	96
LANDMARK, THE		48	48	50%	96
PEDIATRIC ASSOCIATES ORLANDO		82	14	15%	96
BAYSHORE MEMORY CARE		96			96



# COVID-19: testing by laboratory

Data through Feb 6, 2021 verified as of Feb 7, 2021 at 09:25 AM

Data in this report are provisional and subject to change.

The numbers in the table below represent the number of Florida and non-Florida residents for whom test results were received by the Department of Health. A person can be tested by more than one laboratory and can have both positive and negative results. **Therefore, the sum of the numbers in each column will be larger than the total number of people tested.**

Reporting lab	Inconclusive	Negative	Positive	Percent positive	Total
SIGNATURE HEALTHCARE OF PORT CHARLOTTE		88	7	7%	95
JPR URGENT MEDICAL CARE		95			95
ARBOR TRAIL		77	18	19%	95
CLEVELAND CLINIC FOUNDATION		12	83	87%	95
PEDIATRIC CARE CENTER- JACKSONVILLE BEACH		67	28	29%	95
MY CLINICAL LAB INC		17	78	82%	95
APLS SERVICES LLC D/B/A CLEAR DIAGNOSTICS	9	86			95
CROSS CITY REHABILITATION AND HEALTH CARE CENTER		72	23	24%	95
THE TERRACE OF KISSIMMEE		80	15	16%	95
MACADAMS HOME HEALTH AGENCY		94	1	1%	95
DEVANSH LAB WERKS INC		79	16	17%	95
KINDRED HOSPITAL MELBOURNE	1	91	2	2%	94
ST MARK ASSISTED LIVING CENTER	1	82	11	12%	94
AMERICAN FAMILY MEDICAL LLC		58	36	38%	94
DIAGNOSTIC SOLUTIONS		3	91	97%	94
HOSPICE OF THE TREASURE COAST		91	3	3%	94
PICH KTM CORP DBA MEDTOWN PHARMACY		79	15	16%	94
J FRANK AVEY MD		75	19	20%	94
SEMINOLE SPORTS AND FAMILY MEDICINE		84	10	11%	94
NAPHCARE, INC AT MANATEE COUNTY JAIL		69	25	27%	94
AYERS HEALTH & REHABILITATION CENTER		90	4	4%	94
VILLAS OF HOLLY BROOK - BRADENTON 14TH		93			93
VIERA HOSPITAL			93	100%	93
CONSULATE HEALTH CARE OF SARASOTA	1	92			93
ADVENTHEALTH MEDICAL GROUP PRIMARY CARE		89	4	4%	93
HOSPICE OF THE EMERALD COAST INC - PANAMA CITY	2	85	6	6%	93
DOS OF NORTH SHORES NURSING & REHAB CENTER		93			93
Mt Sinai Aventura			92	100%	92
PROFESSIONAL URGENT CARE SERVICES		64	28	30%	92
EMBRY RIDDLE AERONAUTICAL UNIVERSITY HEALTH SERVICES		1	91	99%	92
PINELLAS COUNTY JAIL			92	100%	92
ORLANDO LUTHERAN TOWERS ASSISTED LIVING		92			92
WHITE WILSON MEDICAL CENTER PA - NAVARRE		13	79	86%	92
Cross Landings Health and Rehabilitation		91	1	1%	92
Flagler Health and Rehabilitation		91	1	1%	92
HURLBURT FIELD CLINIC		39	53	58%	92
JUPITER MEDICAL CENTER URGENT CARE - STUART		62	29	32%	91
KORGENE LAB	1	23	67	74%	91
RIDGEWOOD DIAGNOSTIC LABORATORY		87	4	4%	91
ADVENT HEALTH CENTRA CARE - WATERMAN		78	13	14%	91
CITRUS MEMORIAL HEALTH SYSTEM LAB		2	89	98%	91
HERON CLUB AT PRESTANCIA		89	2	2%	91
ISLAND DOCTORS		10	81	89%	91
KEYS MEDICAL GROUP			90	100%	90
KALEIDA HEALTH CENTER FOR LABORATORY		84	6	7%	90
MAGNOLIA DIAGNOSTIC		2	88	98%	90
QPS, LLC		87	3	3%	90

# COVID-19: testing by laboratory

Data through Feb 6, 2021 verified as of Feb 7, 2021 at 09:25 AM

Data in this report are provisional and subject to change.

The numbers in the table below represent the number of Florida and non-Florida residents for whom test results were received by the Department of Health. A person can be tested by more than one laboratory and can have both positive and negative results. **Therefore, the sum of the numbers in each column will be larger than the total number of people tested.**

Reporting lab	Inconclusive	Negative	Positive	Percent positive	Total
CRYSTAL RIVER HEALTH & REHAB		90			90
HARBORCHASE OF NAPLES		76	13	15%	89
ROHR HOME		86	3	3%	89
FLAGLER COLLEGE HEALTH SERVICES		63	26	29%	89
MIAMI BEACH COMMUNITY HEALTH CENTER		1	88	99%	89
CAREMOUNT MEDICAL - PATHOLOGY		85	3	3%	88
MARTIN ACQUISITION 1 LLC DBA		75	13	15%	88
AVERO DIAGNOSTICS		64	24	27%	88
GOVERNOR'S CREEK HEALTH & REHABILITATION		87	1	1%	88
FIRSTCARE CLINIC		40	48	55%	88
FREEDOM INN AT TARPON SPRINGS		81	7	8%	88
JOHN KNOX VILLAGE OF FLORIDA ALF	1	83	3	3%	87
PENNSYLVANIA DEPT OF HEALTH		20	67	77%	87
ADVENT HEALTH - PALM HARBOR ER		64	23	26%	87
PACIFIC ANALYTICS			87	100%	87
LIFE BRITE		72	15	17%	87
PRIME HEALTH OF NORTH PORT LLC		79	8	9%	87
JEFFERSON COUNTY HEALTH DEPARTMENT-MONTICELLO		61	26	30%	87
LAKE GIBSON VILLAGE, LLC		84	3	3%	87
BRANDON HEALTH AND REHABILITATION CENTER	1	85	1	1%	87
MCW MENTAL HEALTH LLC		85	2	2%	87
NORTH FLORIDA SPINE AND WELLNESS		67	20	23%	87
Peninsula Care and Rehab		74	12	14%	86
PENSACOLA DEVELOPMENTAL CENTER		67	19	22%	86
The Grove Health and Rehabilitation		63	23	27%	86
A PLUS PEDIATRICS		73	13	15%	86
DISCOVERY VILLAGE AT THE FORUM		86			86
Centre Pointe Health and Rehabilitation Center		75	11	13%	86
The Ponce Therapy Care Center		82	4	5%	86
BAHIA OAKS LODGE		84	2	2%	86
PEDIATRICS IN BREVARD PA- ROCKLEDGE		54	31	36%	85
NSPIRE HEALTHCARE TAMARAC		80	5	6%	85
LECONTE MEDICAL CENTER LAB		67	18	21%	85
MIAMI SHORES NURSING & REHAB		85			85
East Bay Rehabilitation Center		51	34	40%	85
W. FRANK WELLS NURSING HOME		84	1	1%	85
SOUTH GEORGIA MEDICAL CENTER		48	37	44%	85
ALTERNATIVE LIVING, INC DBA TWIN CITIES PAVILION		83	2	2%	85
HEALTHPOINT MED GRP OF THE EMERALD COAST LLC		62	22	26%	84
PINES OF SARASOTA GARDEN		84			84
GEORGE SAFRAN MD PC		76	8	10%	84
CLYDE E LASSEN STATE VETERANS NURSING HOME		59	25	30%	84
NITE LITE PEDIATRICS - JACKSONVILLE		76	8	10%	84
STUART LODGE LIVING LLC		61	23	27%	84
ELMCROFT OF BELLA VITA		76	8	10%	84
SEVEN HILLS HEALTH AND REHABILITATION CENTER		68	16	19%	84
LABCORP RTP		32	51	61%	83

# COVID-19: testing by laboratory

Data through Feb 6, 2021 verified as of Feb 7, 2021 at 09:25 AM

Data in this report are provisional and subject to change.

The numbers in the table below represent the number of Florida and non-Florida residents for whom test results were received by the Department of Health. A person can be tested by more than one laboratory and can have both positive and negative results. **Therefore, the sum of the numbers in each column will be larger than the total number of people tested.**

Reporting lab	Inconclusive	Negative	Positive	Percent positive	Total
PANCARE HEALTH GULF COUNTY		57	26	31%	83
KINDRED HOSPITAL - SOUTH FLORIDA		83			83
LAFAYETTE NURSING AND REHABILITATION CENTER		81	2	2%	83
SUNSHINE GARDENS		82	1	1%	83
SUMMIT MEDICAL GROUP PA		75	8	10%	83
KINDRED HOSPITAL NORTH FLORIDA	3	75	5	6%	83
LABCORP EMPLOYER SERVICES		82	1	1%	83
AMERICAN HOUSE COCONUT POINT		72	10	12%	82
WALGREENS #12673		80	2	2%	82
RIVERSIDE RECOVERY OF TAMPA		81	1	1%	82
LAB		29	53	65%	82
THE PAVILION FOR HEALTH CARE		72	10	12%	82
CANOPY ON BERRYHILL, THE		51	31	38%	82
A2Z DIAGNOSTICS		81	1	1%	82
JUPITER MEDICAL CENTER URGENT CENTER		56	26	32%	82
Lexington Health and Rehabilitation Center		82			82
LORI MCAULIFFE MD PA		65	17	21%	82
CARE CENTERS OF NASSAU		79	3	4%	82
ADVANCED EMURGENT CARE		27	54	67%	81
BIO-TECH CLINICAL LABORATORIES		41	40	49%	81
D PEDIATRICS		75	6	7%	81
MINNESOTA TWINS		76	5	6%	81
OPPENHEIMER PLASTIC SURGERY LLC		76	5	6%	81
PALMS EDGE	1	74	6	7%	81
RITE MEDICAL CARE PC		79	1	1%	80
ATRIUM AT LIBERTY PARK□		76	4	5%	80
SENIOR LIVING VII TAMPA LLC□	1	70	9	11%	80
MEMORY CARE OF NAPLES		80			80
Crystal Health & Rehab Center		77	3	4%	80
MILLENNIUM PHYSICIAN GROUP LLC		66	14	18%	80
BALMORAL TENANT SERVICES INC	1	43	35	44%	79
ERIE COUNTY MEDICAL CTR CLINICAL LABS		75	4	5%	79
LABFIRST - DEPARTMENT OF PATHOLOGY		76	3	4%	79
MICRO PATH LABORATORIES INC		77	2	3%	79
GRAND OAKS OF JENSEN BEACH LLC□		79			79
CBS LABS OF TAMPA LLC		3	76	96%	79
SONATA WEST		77	2	3%	79
BENTON HOUSE AT OAKLEAF		51	28	35%	79
STONY BROOK UNIVERSITY MEDICAL CENTER		65	14	18%	79
VETERANS AFFAIRS MEDICAL CENTER - PALO ALTO		28	51	65%	79
CATHOLIC HEALTH SYSTEM DEPT LABORATORY		77	2	3%	79
EDGEWATER AT WATERMAN VILLAGE		78	1	1%	79
HIGHLANDS MEDICAL CENTER		75	3	4%	78
NEW SMYRNA BEACH URGENT CARE			78	100%	78
ST PETERSBURG PEDIATRICS-SEMINOLE		68	10	13%	78
MINUTECLINIC DIAGNOSTIC OF SOUTH CAROLINA, LLC		64	14	18%	78
LABCORP BURLINGTON		53	25	32%	78

# COVID-19: testing by laboratory

Data through Feb 6, 2021 verified as of Feb 7, 2021 at 09:25 AM

Data in this report are provisional and subject to change.

The numbers in the table below represent the number of Florida and non-Florida residents for whom test results were received by the Department of Health. A person can be tested by more than one laboratory and can have both positive and negative results. **Therefore, the sum of the numbers in each column will be larger than the total number of people tested.**

Reporting lab	Inconclusive	Negative	Positive	Percent positive	Total
LAKE MORTON PLAZA☐		75	3	4%	78
CLERMONT URGENT CARE			78	100%	78
HUNTSVILLE HOSPITAL LABORATORY		53	25	32%	78
WINDSOR OAKS		77	1	1%	78
A COUNTRY PLACE ASSISTED LIVING FACILITY		75	2	3%	77
STAR CARE		70	7	9%	77
CCS - BROWARD COUNTY JAIL		71	6	8%	77
ESCAMBIA COUNTY JAIL		53	24	31%	77
HAWTHORN HOUSE☐		65	12	16%	77
PLYMOUTH HOME FOR ADULTS, INC.	8	68	1	1%	77
TRUE NORTH HEALTH NAVIGATION LLC DBA DISPATCHHEALTH	1	60	16	21%	77
DIATHERIX LABORATORIES		40	37	48%	77
EC OPCO CARROLLWOOD LLC		71	6	8%	77
Madison Health and Rehabilitation Center		42	35	45%	77
ORANGE CITY NURSING AND REHAB		75	2	3%	77
WINDSOR REFLECTIONS		75	1	1%	76
DELAND WELLNESS CENTER			76	100%	76
Kindred Hospital South Florida Hollywood SNU		72	4	5%	76
PARK OF THE PALMS INC		76			76
NORTH PORT REHABILITATION AND NURSING CENTER☐		75	1	1%	76
S-H THIRTY-FIVE OPCO- PORT ST LUCIE, LLC	1	75			76
AVANTE AT OCALA INC		55	21	28%	76
DYNAMIC MEDICAL USA			76	100%	76
CLINICAL PATHOLOGY ASSOCIATES-SONIC REFERENCE LAB		76			76
PROMEDICA LABORATORIES		21	54	72%	75
ADVENTHEALTH EXPRESSCARE		45	30	40%	75
BAPTIST MEDICAL CENTER SOUTH		60	15	20%	75
HOSPICE OF MARTIN & ST LUCIE, INC		72	3	4%	75
EAST ALABAMA MEDICAL CENTER LABORATORY		63	12	16%	75
ALL MY KIDS PEDIATRICS INC		55	20	27%	75
QUALITY URGENT CARE AND WELLNESS PL	1	44	30	40%	75
MOBILE PHYSICIAN SERVICES INC		67	8	11%	75
BOND CLINIC PA		43	32	43%	75
NOAH CLINICAL LABORATORY		63	11	15%	74
The Crossings		74			74
STERLING HOUSE OF WINTER HAVEN		71	3	4%	74
MD 365 MEDICAL CARE PLLC		74			74
PATHWAY PHARMACY		52	22	30%	74
HEALTH FIRST - PALM BAY HOSPITAL		2	72	97%	74
CENTURY CENTER FOR REHABILITATION & HEALING		56	18	24%	74
SANIBEL INTERNAL MEDICINE, LLC		70	3	4%	73
AZALEA TRACE PHYSICIAN SERVICES		72	1	1%	73
BROOKDALE OVIEDO		71	2	3%	73
ST VINCENT'S AMBULATORY CARE INC DBA	2	58	13	18%	73
CONSULATE HEALTH CARE - LAKE MARY		72	1	1%	73
GIBBENS FAMILY MEDICAL, LLC		57	16	22%	73
SCOTT LAKE HEALTH AND REHABILITATION CENTER		71	2	3%	73

# COVID-19: testing by laboratory

Data through Feb 6, 2021 verified as of Feb 7, 2021 at 09:25 AM

Data in this report are provisional and subject to change.

The numbers in the table below represent the number of Florida and non-Florida residents for whom test results were received by the Department of Health. A person can be tested by more than one laboratory and can have both positive and negative results. **Therefore, the sum of the numbers in each column will be larger than the total number of people tested.**

Reporting lab	Inconclusive	Negative	Positive	Percent positive	Total
ANCHOR CARE AND REHABILITATION CENTER		72	1	1%	73
SACRED HEART HEALTH SYSTEM INC		49	23	32%	72
HAVEN OF OUR LADY OF PEACE		72			72
BROWARD HEALTH MEDICAL CENTER		3	69	96%	72
ARBOR TERRACE SAN JOSE LLC	3	67	2	3%	72
HUNTINGTON HOSPITAL LABORATORY		69	3	4%	72
BROWARD HEALTH MEDICAL CENTER CLINICAL LAB			72	100%	72
LAB PLUS, LLC AT SAINT THOMAS WEST HOSPITAL		58	14	19%	72
SIMED LABORATORY		57	15	21%	72
CENTRAL BALDWIN IMMEDIATE CARE & FAMILY PRACTICE		56	16	22%	72
CRAIG BERGER MD PL D/B/A BAY AREA EYE INSTITUTE		72			72
WALGREENS 9627		66	6	8%	72
KENILWORTH CARE & REHABILITATION CENTER		65	7	10%	72
TUSCAN ISLE OPERATING COMPANY LLC DBA		68	3	4%	71
BEACHES PEDIATRICS PA		66	5	7%	71
ST VINCENT'S BIRMINGHAM		65	6	8%	71
WATERCREST ST LUCIE WEST	1	67	3	4%	71
AMMON LABS		61	10	14%	71
ADVENT HEALTH - TIMBERRIDGE ER		56	15	21%	71
EXPERTUS LABORATORIES INC		24	47	66%	71
FLORIDA PEDIATRIC GROUP		27	44	62%	71
WILLISTON PEDIATRICS PA		51	20	28%	71
STERLING HOUSE OF TALLAHASSEE	3	62	6	8%	71
ADVANCED LAB		67	4	6%	71
CHAMBREL AT ISLAND LAKE		68	3	4%	71
LONG TERM CARE OF JAY, LLC		50	21	30%	71
PORT CHARLOTTE REHABILITATION CENTER		60	10	14%	70
ARDEN COURTS OF LELY PALMS		69	1	1%	70
SEMINOLE TRIBE OF FLORIDA		54	16	23%	70
SUMMIT AT VENICE	2	63	5	7%	70
MEMORIAL MANOR		70			70
SUNCOAST COMMUNITY HEALTH CENTERS PEDIATRICS		21	49	70%	70
ADVENT HEALTH - LAKE MARY		60	10	14%	70
Highlands Regional Hospital		63	7	10%	70
ASHRAF MEDICAL GROUP PLLC DBA PULSE MD		68	2	3%	70
Winter Garden Rehab and Nursing Facility		64	5	7%	69
HERITAGE HEALTHCARE AND REHABILITATION CENTER		69			69
WALGREENS 4915		62	7	10%	69
CP/AIG PENSACOLA DEVELOPMENT LLC		66	3	4%	69
PARKSIDE INN	3	64	2	3%	69
USF HEALTH MORSANI CENTER		5	64	93%	69
NORTH BEACH REHABILITATION CENTER		68	1	1%	69
ARBOR TERRACE ORTEGA LLC	2	67			69
DAYSPRING SENIOR LIVING LLC		66	2	3%	68
AEL- MEMPHIS		17	51	75%	68
Avante at St Cloud, Inc.		66	2	3%	68
SUNCOAST OPTIMAL WELLNESS		23	45	66%	68



# COVID-19: testing by laboratory

Data through Feb 6, 2021 verified as of Feb 7, 2021 at 09:25 AM

Data in this report are provisional and subject to change.

The numbers in the table below represent the number of Florida and non-Florida residents for whom test results were received by the Department of Health. A person can be tested by more than one laboratory and can have both positive and negative results. **Therefore, the sum of the numbers in each column will be larger than the total number of people tested.**

Reporting lab	Inconclusive	Negative	Positive	Percent positive	Total
Oakhurst Center		65	3	4%	68
FHMG LAKE MARY PEDS		56	12	18%	68
PLANTATION GENERAL HOSPITAL CLINICAL LAB		26	42	62%	68
SAN JOSE SENIOR CARE LLC	1	43	24	35%	68
MEASE MANOR INC		63	4	6%	67
RARITAN BAY PERTH AMBOY		61	6	9%	67
EISENHOWER ARMY MEDICAL CENTER		61	6	9%	67
MD LABS		40	27	40%	67
ROSECASTLE AT DELANEY CREEK		66	1	1%	67
ASSOCIATED CLINICAL LABORATORIES		60	7	10%	67
LAKE HOWELL FAMILY MEDICINE ASSOCIATES		56	11	16%	67
FLORIDA MEDICAL CLINIC LLC		44	23	34%	67
COOPER FAMILY MEDICAL PLLC		50	17	25%	67
GENPATH			67	100%	67
ACE BIOMEDICAL LABS LLC		55	12	18%	67
VIERA DEL MAR HEALTH AND REHABILITATION CENTER		63	4	6%	67
PANIRA HEALTHCARE CLINIC		2	64	97%	66
GV NAPLES OPCO, LLC		65	1	2%	66
MEDEX MEDICAL EXPRESS OF PALATKA			66	100%	66
WALGREENS 2941		63	3	5%	66
NORTH SHORE MEDICAL LABS	1	60	5	8%	66
OAK MANOR NURSING HOME		62	3	5%	65
INDIGO MANOR		22	43	66%	65
L&S SENIOR CARE DBA ARCADIA OAKS	3	61	1	2%	65
PUBLIC SQUARE PHARMACY LLC		50	15	23%	65
CATHOLIC HEALTH SERVICES REGIONAL LAB		58	7	11%	65
ISLAND COAST PEDIATRICS		58	7	11%	65
ADVENT HEALTH - WESTCHASE ER		55	10	15%	65
PANCARE HEALTH - MALONE CLINIC		60	5	8%	65
OKEECHOBEE URGENT CARE		17	48	74%	65
ALTAMONTE PEDIATRIC ASSOCIATES		31	34	52%	65
STONY BROOK SOUTHAMPTON		64	1	2%	65
CL BRUMBACK PRIMARY CARE CLINICS		16	49	75%	65
SUMMER VISTA ASSISTED LIVING		38	27	42%	65
VETERANS AFFAIRS MEDICAL CENTER - GULF COAST		27	37	58%	64
PARTICLE THEORY LABS		59	5	8%	64
NXGEN MDX		20	44	69%	64
MINUTECLINIC DIAGNOSTIC		60	4	6%	64
LAKE WALES OPERATING GROUP LLC		59	5	8%	64
MEASE COUNTRYSIDE HOSPITAL			64	100%	64
NEMOURS CHILDRENS PRIMARY CARE OVIEDO		51	13	20%	64
OUT OF STATE		40	24	38%	64
ST PETERSBURG PEDIATRICS-MLK JUNIOR BLVD		58	6	9%	64
JERICO URGENT CARE		61	3	5%	64
MED EXPRESS		6	58	91%	64
JOSEPH L MORSE GERIATRIC CENTER	2	59	3	5%	64
GREENLEAF ALF		63	1	2%	64

# COVID-19: testing by laboratory

Data through Feb 6, 2021 verified as of Feb 7, 2021 at 09:25 AM

Data in this report are provisional and subject to change.

The numbers in the table below represent the number of Florida and non-Florida residents for whom test results were received by the Department of Health. A person can be tested by more than one laboratory and can have both positive and negative results. **Therefore, the sum of the numbers in each column will be larger than the total number of people tested.**

Reporting lab	Inconclusive	Negative	Positive	Percent positive	Total
BEEHIVE HOMES OF GULF BREEZE		47	16	25%	63
VITAS HEALTHCARE		58	5	8%	63
WADSWORTH HEALTH CENTER		60	3	5%	63
LENOX HILL HOSPITAL		57	6	10%	63
F&T MEDICAL RESEARCH, INC		63			63
MISIR DRUGS LLC		51	12	19%	63
VIERA HEALTH AND REHABILITATION CENTER		62	1	2%	63
ATMORE COMMUNITY HOSPITAL LABORATORY		44	19	30%	63
BOND CLINIC DR ELDEEB		35	28	44%	63
APC PEDIATRICS AT RYE ROAD MEDICAL PARK		63			63
MEDI CLINIC SARASOTA INC		62	1	2%	63
BAY PINES MEDICAL ASSOCIATES		1	61	98%	62
BIG BOCA SMILES LLC		60	2	3%	62
OVERLOOK HOSPITAL LABORATORY		57	5	8%	62
MINUTECLINIC DIAGNOSTIC OF TEXAS, LLC		55	7	11%	62
Stratford Court of Palm Harbor		52	10	16%	62
ADVENT HEALTH CENTRA CARE - WINTER GARDEN		17	45	73%	62
SOMERBY OF SANTA ROSA BEACH		53	9	15%	62
EMERALD COAST BEHAVIORAL HOSPITAL		58	4	6%	62
AMERICAN FAMILY MEDICAL		48	13	21%	61
WASHINGTON REHABILITATION AND NURSING CENTER		51	10	16%	61
LUTHERAN HAVEN ASSISTED LIVING		61			61
EMERALD COAST HOSPICE		60	1	2%	61
GULFCOAST PEDIATRICS		56	5	8%	61
MINUTECLINIC DIAGNOSTIC OF OHIO LLC		46	15	25%	61
SAMFORD UNIVERSITY HEALTH SERVICES		60	1	2%	61
CRESTVIEW URGENT CARE			61	100%	61
Winter Park Care and Rehab		60	1	2%	61
THE PRESERVE AT CLEARWATER		58	2	3%	60
MED ONE AT SAINT AUGUSTINE		33	27	45%	60
TWIN CREEKS ASSISTED LIVING & MEMORY CARE		57	3	5%	60
BIOREFERENCE LABORATORIES		6	54	90%	60
LAKELAND REGIONAL HEALTH		36	24	40%	60
MENTAL HEALTH CARE INC		51	9	15%	60
FERN PARK DEVELOPMENTAL CENTER		5	54	92%	59
MILLENIUM PHYSICIANS GROUP		1	58	98%	59
NORTH SHORE UNIVERSITY HOSPITAL LABORATORY		53	6	10%	59
WILSON MEMORIAL REGIONAL MEDICAL CENTER		55	4	7%	59
HAZELDEN FLORIDA		57	2	3%	59
QUALITY URGENT CARE AND WELLNESS		31	28	47%	59
CVS		9	50	85%	59
RITECARE MED CTR H			59	100%	59
ARBOR OAKS AT TYRONE	6	53			59
MOOSEHAVEN LIFE CARE CENTER		59			59
BIOTECH		52	7	12%	59
INTERNAL LAB		50	9	15%	59
PRIMECARE AT TWIN LAKES		1	58	98%	59

# COVID-19: testing by laboratory

Data through Feb 6, 2021 verified as of Feb 7, 2021 at 09:25 AM

Data in this report are provisional and subject to change.

The numbers in the table below represent the number of Florida and non-Florida residents for whom test results were received by the Department of Health. A person can be tested by more than one laboratory and can have both positive and negative results. **Therefore, the sum of the numbers in each column will be larger than the total number of people tested.**

Reporting lab	Inconclusive	Negative	Positive	Percent positive	Total
BAY REGIONAL URGENT CARE	1	37	21	36%	59
Golfview Healthcare Center		58			58
CALADIUM PEDIATRICS		54	4	7%	58
PEDIATRIC ASSOCIATES AT ARGYLE PA		55	3	5%	58
NORTH FLORIDA PEDIATRICS		48	10	17%	58
MICHIGAN DEPARTMENT OF HEALTH AND HUMAN SERVICES	1		57	98%	58
Margate Health and Rehabilitation Center		56	2	3%	58
THE CANOPY AT BERRYHILL		58			58
JACOBI MEDICAL CENTER		55	3	5%	58
ARIZONA DEPARTMENT OF HEALTH SERVICES		1	56	98%	57
MALCOM RANDALL DEPT OF VAMC			57	100%	57
BURRY'S PHARMACY INC		34	23	40%	57
CINNAMON COVE ALF		56	1	2%	57
KAPG FLEMING ISLAND SENIOR HOUSING OPCO LLC	1	56			57
ASCENSION SACRED HEART BAY LABORATORY		54	3	5%	57
PALM BAY URGENT CARE		28	29	51%	57
FHMG- FLORIDA HOSPITAL MEDICAL GROUP		47	10	18%	57
PEDIATRIC SERVICES OF AMERICA INC		56	1	2%	57
CORAL GABLES HOSPITAL			57	100%	57
ALZHEIMERS CARE CENTER OF VIERA LTD		37	20	35%	57
HEARTLAND HEALTHCARE AND REHAB CENTER		35	22	39%	57
PHYSICIANS PRIMARY CARE OF SOUTHWEST FLORIDA		39	17	30%	56
TIFFANY HALL NURSING AND REHAB		44	12	21%	56
HORIZON ALF		55	1	2%	56
LAKE CITY VA MEDICAL CENTER			56	100%	56
KINDRED AT HOME		47	9	16%	56
BAPTIST HEALTH SOUTH FLORIDA - WEST BOCA URGENT CARE		34	22	39%	56
EAGLES WATCH CLUSTER		47	9	16%	56
TUKA PEDIATRICS		7	49	88%	56
LAKELAND REGIONAL HEALTH LAKE MIRIAM		24	32	57%	56
CORNERSTONE MEDICAL CARE OF BRANDON PL		49	6	11%	55
CARDIOLOGY AND MEDICINE ASSOCIATES		40	15	27%	55
FLORIDA DEPARTMENT OF HEALTH IN WALTON COUNTY		45	10	18%	55
TBI RESIDENTIAL SERVICES, INC.		44	11	20%	55
AU HEALTH		42	13	24%	55
AFTER HOURS PEDIATRICS			55	100%	55
SONATA HUNTERS CREEK		47	8	15%	55
ADVENT HEALTH - PALM COAST		1	54	98%	55
ST FRANCIS HOSPITAL		47	8	15%	55
STEINHATCHEE FAMILY MEDICAL CENTER	1	48	6	11%	55
KENDALL REGIONAL MEDICAL CENTER LAB	3		52	95%	55
BAYCARE HEALTH SYSTEMS		2	53	96%	55
TURNING POINT OF TAMPA		49	6	11%	55
HERNANDO COUNTY FIRE RESCUE DISTRICT		25	30	55%	55
PREMIER MEDICAL ASSOCIATES ALL FLORIDA LLC		54	1	2%	55
MEDRITE URGENT CARE		43	11	20%	54
MEDLOGIC LABORATORIES		3	51	94%	54

# COVID-19: testing by laboratory

Data through Feb 6, 2021 verified as of Feb 7, 2021 at 09:25 AM

Data in this report are provisional and subject to change.

The numbers in the table below represent the number of Florida and non-Florida residents for whom test results were received by the Department of Health. A person can be tested by more than one laboratory and can have both positive and negative results. **Therefore, the sum of the numbers in each column will be larger than the total number of people tested.**

Reporting lab	Inconclusive	Negative	Positive	Percent positive	Total
FLORIDA HEALTH CARE		8	46	85%	54
CERTUS MTD OPCP LLC		52	2	4%	54
EC OPCO PENSACOLA, LLC		53	1	2%	54
MINUTECLINIC DIAGNOSTIC OF NORTH CAROL		45	9	17%	54
UNITED LABORATORY SERVICES CORPORATION		38	16	30%	54
FLORIDA MEDICAL CLINIC PA		46	8	15%	54
BioReference Laboratories, Inc		6	48	89%	54
BROOKDALE CENTRE POINTE	1	53			54
ST. CLOUD MEDICAL GROUP		54			54
JUNIPER VILLAGE AT NAPLES		53	1	2%	54
CLERMONT HEALTH AND REHAB		40	14	26%	54
SARASOTA CO. HEALTH DEPT # 58		40	14	26%	54
FAMILY EXTENDED CARE OF PUNTA GORDA		54			54
EXPRESS DOCS LLC			54	100%	54
UNIVERSTIY CENTER MEDICAL LLC DBA	1	50	3	6%	54
THOMAS INTERNAL MEDICINE		44	9	17%	53
HARMONY CLINIC		1	52	98%	53
GENESIS DERMATOLOGY		49	4	8%	53
MENORAH HOUSE		52	1	2%	53
life Care Center of Melbourne		37	16	30%	53
Osprey Point Nursing Center		51	2	4%	53
SOMERSET			53	100%	53
PALM BAY PEDIATRICS		36	17	32%	53
HEARTLAND PHARMACY LAKE PLACID, INC		41	12	23%	53
TROY REGIONAL MEDICAL CENTER		42	11	21%	53
CAREATC CITY OF TAMPA		40	13	25%	53
Summit Medical Group, Pa DbA Citymd		49	4	8%	53
CAN COMMUNITY HEALTH		52	1	2%	53
BISHOP GRADY VILLAS		51	1	2%	52
MICHAEL AKPEKE MD		43	9	17%	52
VPA PC LAB		48	4	8%	52
INTERNAL MEDICINE SPECIALIST		46	6	12%	52
CHILDREN'S HOSPITAL OF ALABAMA		51	1	2%	52
NORTH FLORIDA MEDICAL CENTER		48	4	8%	52
NITE LITE PEDIATRICS - PORT ST. LUCIE		43	9	17%	52
TITUSVILLE FAMILY PRACTICE		16	36	69%	52
SOUTH LAKE PEDIATRICS		50	2	4%	52
PANCARE HEALTH - JACKSON COUNTY		41	11	21%	52
SNH BRFL TENANT LLC	2	50			52
ALEXANDER NININGER STATE VETERANS		52			52
PROMEDICA SENIOR LIVING		51	1	2%	52
SONATA BOCA RATON		48	4	8%	52
ADVENT HEALTH		49	3	6%	52
AEGIS MEDICAL GROUP		43	9	17%	52
BOND AND STEELE CLINIC, PA		42	9	18%	51
TRINITY AL SENIOR HOUSING LLC		45	6	12%	51
GULFVIEW MEDICAL INSTITUTE		51			51

# COVID-19: testing by laboratory

Data through Feb 6, 2021 verified as of Feb 7, 2021 at 09:25 AM

Data in this report are provisional and subject to change.

The numbers in the table below represent the number of Florida and non-Florida residents for whom test results were received by the Department of Health. A person can be tested by more than one laboratory and can have both positive and negative results. **Therefore, the sum of the numbers in each column will be larger than the total number of people tested.**

Reporting lab	Inconclusive	Negative	Positive	Percent positive	Total
GOOD HEARTS COVID TESTING		8	43	84%	51
AVANTE ST CLOUD		48	3	6%	51
FINLAY CLINICAL LABORATORY		20	31	61%	51
APOLLOMDX LABS		29	22	43%	51
GATEWAY CARE CENTER		50	1	2%	51
BARRY UNIVERSITY STUDENT HEALTH SERVICES		37	14	27%	51
WEST VOLUSIA FAMILY AND SPORTS MEDICINE		50	1	2%	51
ALLIANCE PEDIATRICS		24	27	53%	51
BETHUNE-COOKMAN UNIVERSITY		32	18	36%	50
BLISS HEALTHCARE SERVICES		31	19	38%	50
MARQUIS LABS, LLC		49	1	2%	50
GENEDX		37	13	26%	50
ORCHID COVE AT DAYTONA		45	5	10%	50
METROPOLITAN HOSPITAL CENTER		47	3	6%	50
VITAS HEALTHCARE CORP OF FLORIDA		49	1	2%	50
ADVENT HEALTH CENTRA CARE - EAST ORLANDO		21	29	58%	50
BUECHELE DENTAL PA DBA CLERMONT FAMILY DENTISTRY		41	9	18%	50
PENNSYLVANIA DEPARTMENT OF HEALTH BUREAU OF LABORATORIES			50	100%	50
BERNHARDT LABORATORIES	1	12	37	74%	50
PALM RIVER COMMUNITY HEALTH CENTER		45	5	10%	50
INTERNAL MEDICINE ASSOCIATES PA		46	4	8%	50
USF		1	48	98%	49
COOPER FAMILY MEDICAL, PLLC		40	9	18%	49
SARATOGA HOSPITAL LABORATORY		44	5	10%	49
VALENCIA HOUSE ALF		49			49
SUPERIOR RESIDENCES OF LECANTO		34	15	31%	49
TREASURE COAST FORENSIC TREATMENT CTR		28	21	43%	49
INN AT ASTON GARDENS AT PELICAN POINTE,THE		45	4	8%	49
NORTHBROOK CENTER FOR□		47	2	4%	49
SOLARIS SENIOR LIVING NORTH NAPLES		48	1	2%	49
ROCHESTER GENERAL HOSPITAL LABORATORY		45	4	8%	49
ADVENT HEALTH - MOUNT DORA		9	40	82%	49
TRADITIONAL HOME HEALTH OF PALM BEACH INC		48	1	2%	49
SOUTHEAST ALABAMA MEDICAL CENTER			49	100%	49
ALLEGRO		47	2	4%	49
SOFT CELL LABORATORIES		45	4	8%	49
HEALTH FIRST - CAPE CANAVERAL HOSPITAL		1	47	98%	48
INN AT THE FOUNTAINS, THE		34	14	29%	48
RAINBOW PEDIATRICS PC LLC / BREAKFAST POINT		38	10	21%	48
GRAND OAKS OF PALM CITY LLC□	1	41	6	13%	48
HIALEAH HOSPITAL RESPIRATORY DEPT			48	100%	48
MINUTECLINIC DIAGNOSTIC OF NORTH CARO		43	5	10%	48
Jupiter Medical Center Pavilion		47	1	2%	48
CAREMED INTERNAL MEDICINE		30	18	38%	48
COURTYARD GARDENS OF JUPITER		48			48
PREMIER MEDICAL ASSOCIATES		46	2	4%	48
BAY CENTER HURRICANE SHELTER		48			48



# COVID-19: testing by laboratory

Data through Feb 6, 2021 verified as of Feb 7, 2021 at 09:25 AM

Data in this report are provisional and subject to change.

The numbers in the table below represent the number of Florida and non-Florida residents for whom test results were received by the Department of Health. A person can be tested by more than one laboratory and can have both positive and negative results. **Therefore, the sum of the numbers in each column will be larger than the total number of people tested.**

Reporting lab	Inconclusive	Negative	Positive	Percent positive	Total
BIOIQ			48	100%	48
NOMI HEALTH LAB SERVICES LLC		3	45	94%	48
DOH		23	25	52%	48
NAPLES PEDIATRICS INC□		43	5	10%	48
FLORIDA HEALTH CARE DELAND			48	100%	48
WHITE-WILSON MEDICAL CENTER - NICEVILLE		39	9	19%	48
GRAND ST PAUL CVS		47			47
DAVID POSNACK JEWISH DAY SCHOOL		47			47
NAVARRE GARDENS		41	6	13%	47
ATRIA PARK OF LAKE FOREST (WG HERITAGE LF LLC)		46	1	2%	47
BARNES HEALTHCARE OF FLORIDA LLC		44	3	6%	47
PUTNAM COUNTY SHERIFFS OFFICE		41	6	13%	47
WEST ISLIP URGENT CARE		44	3	6%	47
INTERLAB		1	46	98%	47
CAPE REGIONAL MEDICAL CENTER		45	2	4%	47
MID FLORIDA PRIMARY CARE PA		35	12	26%	47
POPLAR HEALTHCARE PLLC	1	11	35	74%	47
ROCKLEDGE REGIONAL MEDICAL CENTER		30	16	35%	46
HARTFORD HEALTH SERVICES LLC		46			46
KAPG ST AUGUSTINE SENIOR HOUSING OPCO LLC		37	9	20%	46
ADVENT HEALTH MEDICAL GROUP OB GYN AT		40	6	13%	46
THE TERRACE OF JACKSONVILLE		3	43	93%	46
COLLIER BLVD HMA PHYSICIAN MANAGEMENT LLC		46			46
LITTLE NECK URGENT CARE		44	2	4%	46
PREMIER PLACE HEALTHCARE AT THE GLENVIEW		46			46
TOWERS HOME CARE□		43	3	7%	46
EAST MANATEE FAMILY	1	1	44	96%	46
H LEE MOFFITT CANCER CENTER MICRO		46			46
ST CLOUD PHYSICIAN MANAGEMENT LLC DBA ST CLOUD		27	19	41%	46
Palms at Ponte Vedra Assisted Living and Memory Care		45	1	2%	46
MINUTECLINIC DIAGNOSTIC OF SOUTH CARO		37	9	20%	46
UNIVERSITY OF CENTRAL FLORIDA HEALTH SERVICES		45			45
REDI-MED WALK-IN FAMILY CARE			45	100%	45
WINTER GARDEN REHAB AND NURSING CENTER		41	4	9%	45
SOUTHPORT SQUARE HARBOUR HEALTH		45			45
STUART URGENT CARE			45	100%	45
MOBILE DOC FL, LLC		29	16	36%	45
GOLDEN POND COMMUNITIES		45			45
ADVENT HEALTH EXPRESS CARE		4	40	91%	44
ARDEN COURTS OF SARASOTA		28	16	36%	44
GENTIVA HEALTH SERVICES CERTIFIED INC		41	3	7%	44
ALLIANCE OF PHYSICIANS AGAINST COVID-19			44	100%	44
PRECISION HEALTH SOLUTIONS LAB		9	35	80%	44
PRACTICE MANAGEMENT OF AMERICA, INC.		7	37	84%	44
MAUREEN OROURKE-FUTEY			44	100%	44
WALGREENS #10373		43	1	2%	44
PEDIATRICS OF CENTRAL FLORIDA – SAINT CLOUD	2	40	2	5%	44

# COVID-19: testing by laboratory

Data through Feb 6, 2021 verified as of Feb 7, 2021 at 09:25 AM

Data in this report are provisional and subject to change.

The numbers in the table below represent the number of Florida and non-Florida residents for whom test results were received by the Department of Health. A person can be tested by more than one laboratory and can have both positive and negative results. **Therefore, the sum of the numbers in each column will be larger than the total number of people tested.**

Reporting lab	Inconclusive	Negative	Positive	Percent positive	Total
QHC UPSTATE MEDICAL PC		36	8	18%	44
NEOGENOMICS LABORATORIES INC		44			44
TOTAL CARE PLUS LLC			43	100%	43
KEYSTYLE LIVING LLC	1	41	1	2%	43
LAKE MARY KIDS CENTRA CARE		33	10	23%	43
RADIOLOGY ASSOCIATES OF VENICE AND ENGLEWOOD		41	2	5%	43
PATRICK AIR FORCE BASE		3	40	93%	43
FAMILY EXTENDED CARE OF WINTER HAVEN		41	2	5%	43
LARA HEALTH AND WELLNESS CENTER LLC		43			43
Guardian Care Nursing and Rehabilitation Center		43			43
BRANCH MEDICAL CLINIC			43	100%	43
PRINCETON VILLAGE☐		39	4	9%	43
LEVY COUNTY DEPARTMENT OF HEALTH		31	12	28%	43
FLORIDA HOSPITAL		27	16	37%	43
CITYMD OF MANAHAWKIN		41	2	5%	43
DELCARE PA		34	9	21%	43
CDR MAGUIRE INC	1	7	34	81%	42
ECOLAB GROUP		8	34	81%	42
UNIVERSITY OF WEST FLORIDA, THE		42			42
Atlantic Shore Nursing and Rehab		42			42
WALGREENS 3145		39	3	7%	42
Citymd Of Toms River		36	6	14%	42
PANCARE HEALTH - FREEPORT CLINIC SUITE B		33	9	21%	42
FHMG_CTR FOR SENIOR HEALTH		37	5	12%	42
CLINICAL LABORATORY		42			42
TGH URGENT CARE POWERED BY FAST TRACK			42	100%	42
ROSECASTLE OF JACKSONVILLE LLC		41	1	2%	42
NIGHT LITE PEDIATRICS CENTER LLC		10	32	76%	42
WOLFF CTR FOR CHILD & ADOLESCENT HEALTH PLLC,THE		26	16	38%	42
LINCOLN MEDICAL AND MENTAL HEALTH CENTER		40	2	5%	42
NEW YORK PRESBYTERIAN - QUEENS DIAGNOSTIC		40	1	2%	41
325TH MEDICAL GROUP		41			41
ADVENT HEALTH - LAKE WALES		29	12	29%	41
MAIMONIDES-SHALOM ACADEMY, INC		40	1	2%	41
BRONX LEBANON HOSPITAL-MEDICAL CENTER		37	4	10%	41
SOS MOBILE MEDICAL CARE LLC		31	10	24%	41
NEXT MOLECULAR ANALYTICS		11	30	73%	41
PHILLIPPE RIDGE		29	12	29%	41
BARNETT PARK☐		2	39	95%	41
FLORIDA HOSPITAL NEW SMYRNA		4	37	90%	41
PEDIATRICS OF CENTRAL FLORIDA KISSI		33	8	20%	41
ERDOX		39	2	5%	41
DOH-WEST PALM BEACH BRANCH LABORATORY		2	38	95%	40
FAST PACE MEDICAL CLINIC, PLLC		35	5	13%	40
FIRST CHOICE URGENT CARE		10	30	75%	40
BETHESDA HEALTH URGENT CARE		3	37	93%	40
LINCOLN DIAGNOSTIC LAB		38	2	5%	40

# COVID-19: testing by laboratory

Data through Feb 6, 2021 verified as of Feb 7, 2021 at 09:25 AM

Data in this report are provisional and subject to change.

The numbers in the table below represent the number of Florida and non-Florida residents for whom test results were received by the Department of Health. A person can be tested by more than one laboratory and can have both positive and negative results. **Therefore, the sum of the numbers in each column will be larger than the total number of people tested.**

Reporting lab	Inconclusive	Negative	Positive	Percent positive	Total
LONGLEAF DIAGNOSTIC LABORATORIES		11	29	73%	40
CAPITAL REGIONAL MEDICAL CENTER		2	38	95%	40
CLINICAL PATHOLOGY LABORATORIES, INC		40			40
PACIFICA SENIOR LIVING OCALA		35	5	13%	40
URGENT CARE & WELLNESS CENTER		10	30	75%	40
CARE CENTERS OF NASSAU LLC MINER ROAD SOUTH		40			40
PALM BAY HOSPITAL			40	100%	40
Baldwin Pediatrix		37	3	8%	40
PRIDE DIAGNOSTICS		24	16	40%	40
CARE 4 U MANAGEMENT, INC			39	100%	39
RAPID RELIABLE TESTING NY LLC		35	4	10%	39
MINUTECLINIC DIAGNOSTIC OF KANSAS, PA		33	6	15%	39
CENTRA CARE – LAKE NONA		3	36	92%	39
HOME CARE PHARMACY		39			39
ADVENT HEALTH CENTRA CARE - LAKELAND		30	9	23%	39
SAFARI PEDIATRICS PA		38	1	3%	39
BAY COUNTY JAIL ANNEX		34	5	13%	39
NORTH CENTRAL BRONX HOSPITAL		37	2	5%	39
LOURDES HOSPITAL INC		37	2	5%	39
LIFESTREAM BEHAVIORIAL CENTER		22	17	44%	39
WG EVERGREEN WOODS SH LLC		39			39
MEDEX MEDICAL EXPRESS OF PALATKA LLC			39	100%	39
CEDAR CREEK AT KINGS BAY INC		39			39
GUYAN VALLEY WELLNESS CENTER		32	7	18%	39
CLINICAL RESEARCH SEQUENCING PLATFORM		8	31	79%	39
JUNIPER VILLAGE AT CAPE CORAL		34	5	13%	39
FELICIDAD MEDICAL CENTER			38	100%	38
STEWART MEDICAL GROUP, INC		21	17	45%	38
PERSONAL PEDIATRICS		33	5	13%	38
NORTH FLORIDA / SOUTH GEORGIA VETERANS HEALTH SYSTEM			38	100%	38
UNIVERSITY OF ALABAMA		35	3	8%	38
BOND CLINIC, PA		9	29	76%	38
FLORIDA DEPARMENT OF HEALTH CLAY COUNTY		25	13	34%	38
SURFSIDE URGENT CARE		26	12	32%	38
ROYAL PALM SENIOR RESIDENCE		38			38
MOLECULAR DIAGNOSTICS		5	33	87%	38
CCRC @ SUNFLOWER LLC		35	3	8%	38
SIGNATURE HEALTHCARE OF ORANGE PARK		35	3	8%	38
MISSION OAKS ASSISTED LIVING□		36	2	5%	38
AUTUMN OF SARASOTA		12	26	68%	38
CENTRAL FLORIDA PEDIATRICS		13	25	66%	38
BENTON HOUSE OF ST. JOHNS		36	2	5%	38
ADVENTIST HEALTH SYSTEM FLORIDA		26	12	32%	38
Gabisa Medical LLC		38			38
HOMWOOD RESIDENCE AT FREEDOM PLAZA		37	1	3%	38
HERNANDO ENDOSCOPY AND SURGERY CENTER		30	8	21%	38
SAN CARLOS PHARMACY		34	4	11%	38

# COVID-19: testing by laboratory

Data through Feb 6, 2021 verified as of Feb 7, 2021 at 09:25 AM

Data in this report are provisional and subject to change.

The numbers in the table below represent the number of Florida and non-Florida residents for whom test results were received by the Department of Health. A person can be tested by more than one laboratory and can have both positive and negative results. **Therefore, the sum of the numbers in each column will be larger than the total number of people tested.**

Reporting lab	Inconclusive	Negative	Positive	Percent positive	Total
SPRING MANOR ASSISTED LIVING		37			37
ERIC C MRSHAL, MD, PC #1842		35	2	5%	37
HOLZER HEALTH CENTER		5	32	86%	37
PLAINVIEW URGENT CARE		35	2	5%	37
KINDRED HOSPITAL CENTRAL TAMPA BLOOD GAS	1	34	2	5%	37
THE GOOD SHEPARDS OF DELAND-WEST		36	1	3%	37
THE COLLIER AT NAPLES		36	1	3%	37
CONNECTICUT DEPARTMENT OF HEALTH		22	15	41%	37
BOULEVARD REHABILITATION CENTER		24	13	35%	37
HR SARASOTA OPERATOR LLC		25	12	32%	37
PATHOGENIUS LABORATORIES		30	7	19%	37
NORTH CAROLINA DEPARTMENT OF HEALTH & HUMAN SERVICES	1		36	97%	37
TAYLORVILLE FAMILY MEDICINE		30	7	19%	37
ONE MILO		37			37
ISLAND URGENT CARE PLLC		36	1	3%	37
CAMPBELL URGENT CARE			37	100%	37
MORTON PLANT			37	100%	37
University Hills health and Rehabilitation		27	10	27%	37
NORTHWELL HEALTH PLAINVIEW HOSPITAL LABORATORY		28	9	24%	37
FAMILY EXTENDED CARE OF SEBRING INC		35	2	5%	37
BRIDGEVIEW CENTER LLC□		27	10	27%	37
MINUTECLINIC DIAGNOSTIC OF NEW JERSEY		30	7	19%	37
PONCE THERAPY CARE CENTER		34	3	8%	37
BVL/LITTLE ANGEL PEDIATRICS		36			36
MINUTE CLINIC INCORPORATE		30	6	17%	36
CITRUS COUNTY HEALTH DEPARTMENT		33	3	8%	36
INNOVATION CLINICAL TRIALS, INC			36	100%	36
UNION MEDICAL CARE PLLC		36			36
ACCURATE DIAGNOSTIC LAB		35	1	3%	36
BRP SH OPCO LLC		36			36
S-H THIRTY FIVE OPCO - ORANGE CITY, LLC		26	9	26%	35
DEVELOPMENTAL DISABILITIES DEFENDANT PROGRAM		33	2	6%	35
WUESTHOFF MEMORIAL HOSPITAL			35	100%	35
INSTITUTE OF PATHOLOGY KINGS COUNTY		34	1	3%	35
NEUROINTERNATIONAL SARASOTA		32	3	9%	35
WG BAYPOINT VILLAGE SH LLC		35			35
BAYSHORE PATHOLOGY CONSULTANTS PA		34	1	3%	35
STAT ONE URGENT CARE CENTER		2	33	94%	35
ST AUGUSTINE PEDIATRIC ASSOC		31	4	11%	35
WEST		21	14	40%	35
NICEVILLE URGENT CARE		2	33	94%	35
LEE MEMORIAL HEALTH SYSTEM HEALTH FAIR		32	3	9%	35
SOUTHERN LABORATORY		10	25	71%	35
P23 LABS		35			35
MARIANNA HEALTH AND REHABILITATION CENTER		34	1	3%	35
IRL		4	31	89%	35
ADVENT HEALTH - FISH MEMORIAL		2	33	94%	35

# COVID-19: testing by laboratory

Data through Feb 6, 2021 verified as of Feb 7, 2021 at 09:25 AM

Data in this report are provisional and subject to change.

The numbers in the table below represent the number of Florida and non-Florida residents for whom test results were received by the Department of Health. A person can be tested by more than one laboratory and can have both positive and negative results. **Therefore, the sum of the numbers in each column will be larger than the total number of people tested.**

Reporting lab	Inconclusive	Negative	Positive	Percent positive	Total
TERRACE AT HOBE SOUND, THE	1	31	3	9%	35
IMA MEDICAL GROUP POINCIANA		14	21	60%	35
CROSSROADS URGENT CARE		20	14	41%	34
POARCH BANC CREEK INDIANS TRIBAL HEALTH DEPARTMENT			34	100%	34
GRAMERCY PARK URGENT CARE		33	1	3%	34
REDI-MED WALK IN FAMILY CLINIC			34	100%	34
RASHDA ALBIBI M.D. P.A.		31	3	9%	34
ST JOSEPH'S HOSPITAL LABORATORY			34	100%	34
PREMIER COMMUNITY HEALTHCARE GROUP INC		33	1	3%	34
PREMISE HEALTH MIA		1	33	97%	34
SUWANNEE COUNTY SHERIFF OFFICE		31	3	9%	34
COLLIER HMA PHYSICIAN MANAGEMENT LLC		26	8	24%	34
LONG TERM CARE OF GULF BREEZE LLC		30	4	12%	34
ENCOMPASS HEALTH REHABILITATION HOSPITAL OF LARGO		31	3	9%	34
THE MERIDIAN AT BOCA RATON	1	33			34
CSL PLASMA INC		7	27	79%	34
G & R HEALTH MART PHARMACY		25	9	26%	34
CVS MINUTE CLINIC		1	33	97%	34
GATTOLINE ENTERPRISES, INC. DBA FAMILY CARE PHARMACY		28	6	18%	34
TUSCAN GARDENS OF DELRAY BEACH MANAGEMENT COMPANY,		34			34
PATRICK MANOR INCORPORATED		34			34
WELL-BEING MEDICAL CENTER PLLC		30	4	12%	34
PARKSIDE HEALTH AND REHABILITATION CENTER			34	100%	34
S-H THIRTY FIVE OPCO - LUTZ, LLC		33	1	3%	34
BIOFIRE		7	27	79%	34
PARAMOUNT WALK-IN CLINIC		1	33	97%	34
MORTON PLANT HOSPITAL NURSING			34	100%	34
CARE CENTERS OF NASSAU, LLC - HENDRICKS RD		34			34
ST JOHNS COUNTY DETENTION CENTER		34			34
MERCY MEDICAL URGENT CARE CENTER INC		5	29	85%	34
BELVEDERE COMMONS OF SUN CITY CENTER		34			34
UNIVERSITY HOSPITAL		28	5	15%	33
METRO KNOXVILLE HMA		25	8	24%	33
ANDALUSIA HEALTH		16	17	52%	33
AYERS NURSING AND REHABILITATION CENTER		33			33
PHOSPHORUS DIAGNOSTICS		27	6	18%	33
HOLY NAME HOSPITAL LABORATORY		32	1	3%	33
PHYSICIAN ASSOCIATES LLC		26	7	21%	33
BOND CLINIC		3	30	91%	33
ATRIA WILLOW WOOD		32	1	3%	33
STETSON UNIVERSITY STUDENT HEALTH CENTER		3	30	91%	33
MINUTECLINIC DIAGNOSTIC OF RHODE ISLAND, LLC #1544		32	1	3%	33
MEDCOMP SCIENCES			33	100%	33
VIP WALK IN CLINIC		19	14	42%	33
CALHOUN COUNTY HEALTH DEPT		13	20	61%	33
Kensington Gardens		33			33
AHSE ROP		32	1	3%	33



# COVID-19: testing by laboratory

Data through Feb 6, 2021 verified as of Feb 7, 2021 at 09:25 AM

Data in this report are provisional and subject to change.

The numbers in the table below represent the number of Florida and non-Florida residents for whom test results were received by the Department of Health. A person can be tested by more than one laboratory and can have both positive and negative results. **Therefore, the sum of the numbers in each column will be larger than the total number of people tested.**

Reporting lab	Inconclusive	Negative	Positive	Percent positive	Total
ROYAL CARE OF AVON PARK		30	3	9%	33
LONG ISLAND JEWISH MED CTR		30	3	9%	33
FLORIDA PEDIATRIC GROUP PA		28	5	15%	33
JENNIFER J CHIAVETTA-GRLSANTI DC		24	9	27%	33
PRMG - EAST NAPLES		23	10	30%	33
ST. MARYS MEDICAL CENTER		1	32	97%	33
SANFORD MOBILE LAB PGA TOUR		32	1	3%	33
SOUTHSIDE HOSPITAL NORTHWELL HEALTH LABORATORY		28	5	15%	33
GREENRIDGE GROUP HOME	3	11	19	58%	33
MAINSTREET FAMILY URGENT CARE		1	32	97%	33
LUTHERAN HAVEN EXTENDED CONGREGATE CAR		33			33
PECONIC BAY MEDICAL CENTER LABORATORY		24	8	25%	32
COMPLETE HOME CARE OF THE PALM BEACHES LLC		30	2	6%	32
IPSUM DIAGNOSTICS		3	29	91%	32
JACKSON HEALTH SYSTEM		1	31	97%	32
JOHN KNOX VILLAGE OF CENTRAL FLORIDA		28	4	13%	32
VETERAN AFFAIRS MEDICAL CENTER - JAMES J PETERS		30	2	6%	32
OPIS COQUINA CENTER		32			32
VETERANS HOME			32	100%	32
HARMONY HEALTH OPCO, LLC		15	17	53%	32
WESTWOOD NURSING AND REHABILITATION		28	4	13%	32
NIGHT LITE PEDIATRICS URGENT CARE CENTER			32	100%	32
VILLAGE ON THE ISLE☐		27	5	16%	32
PORT SAINT JOHN FAMILY PRACTICE		20	12	38%	32
Heartland Health Care Center North Sarasota		18	14	44%	32
WESTMINSTER ST AUGUSTINE		32			32
CDR MAGUIRE - MIAMI BEACH CC MISSION 17388		2	30	94%	32
AVALON PARK RETIREMENT RESIDENCE		31	1	3%	32
ADVENTHEALTH MEDICAL GROUP FAMILY MEDICINE AT RDV		31			31
TRADITIONAL HOME CARE INC		30	1	3%	31
REGENCY PARK ASSISTED LIVING FACILITY		29	2	6%	31
SPEARHEAD MEDICAL			31	100%	31
DISCOVERY COMMONS AT BRADENTON		31			31
UHEALTH AT FISHER ISLAND			31	100%	31
SILVER LAKE PEDIATRICS PA		27	4	13%	31
HOLMES COUNTY HEALTH DEPARTMENT		22	9	29%	31
EAST HILL PHARMACY		23	8	26%	31
ASHTON PLACE	3	24	4	13%	31
INTERCOASTAL MEDICAL GROUP			31	100%	31
MICHAEL J D'AMBROSE MD PA		29	2	6%	31
BROOKDALE CANOPY OAKS			31	100%	31
NIGHT LITE PEDIATRIC CENTER		10	21	68%	31
RENAISSANCE AT THE TERRACES		30	1	3%	31
COLLIER ANESTHESIA PAIN LLC		31			31
LabCorp L#09258130 M#09258125		12	19	61%	31
WAVE CREST HEALTH AND REHABILITATION CENTER		30	1	3%	31
HERITAGE WATERSIDE		27	3	10%	30

# COVID-19: testing by laboratory

Data through Feb 6, 2021 verified as of Feb 7, 2021 at 09:25 AM

Data in this report are provisional and subject to change.

The numbers in the table below represent the number of Florida and non-Florida residents for whom test results were received by the Department of Health. A person can be tested by more than one laboratory and can have both positive and negative results. **Therefore, the sum of the numbers in each column will be larger than the total number of people tested.**

Reporting lab	Inconclusive	Negative	Positive	Percent positive	Total
THE TERRACE AT IVY ACRES ALF		11	19	63%	30
AMEERAH LABS			30	100%	30
MAKO MEDICAL		16	14	47%	30
FHMG-FLORIDA HOSPITAL MEDICAL GROUP		23	7	23%	30
ARTHREX MEDICAL CENTER		14	16	53%	30
AMERICAN ESOTERIC LABORATORIES		15	15	50%	30
MINUTECLINIC DIAGNOSTIC OF HAWAII LLC		27	3	10%	30
Okeechobee Health Care Facility		16	14	47%	30
LAKELAND REGIONAL HEALTH GATEWAY CENTER		7	23	77%	30
HIGHLANDS LAKE CENTER		27	3	10%	30
CLINCLOUD, LLC			30	100%	30
Consulate Health Care of Orange Park		27	3	10%	30
REGENCY OAKS HEALTH CENTER		28	2	7%	30
ORANGE PARK PEDIATRICS		24	6	20%	30
KEY WEST MEDICAL CENTER	1	28	1	3%	30
ADVENT HEALTH PRIMARY CARE PLUS, WINTER GARDEN		26	4	13%	30
EVERLYWELL		16	13	45%	29
MIAMI CLINICAL RESEARCH CORP			29	100%	29
PRO HEALTH HARMONY		29			29
RENAISSANCE SENIOR LIVING	1	28			29
UNIV OF ROCHESTER-STRONG MEMORIAL HOSP		28	1	3%	29
WALK IN MEDICAL URGENT CARE		29			29
COMPREHENSIVE CHILDCARE		23	6	21%	29
BOCA BIOLISTIC REFERENCE LAB			29	100%	29
EMERGENCY PHYSICIANS MEDICAL CENTER LLC		13	16	55%	29
FLORIDA DEPARTMENT OF HEALTH IN MONROE COUNTY		26	3	10%	29
EASYCARE WALK-IN CLINIC		11	18	62%	29
CCS - JOSEPH V CONTE		28	1	3%	29
ATRIA SAN PABLO		27	2	7%	29
NURSES HELPING HANDS INC ALF		29			29
WASHINGTON COUNTY HEALTH DEPARTMENT		17	12	41%	29
DEPT OF VA MED CENTE-WEST PALM BEACH			29	100%	29
VIKOR SCIENTITIC			29	100%	29
MIDDLETOWN MEDICAL P C		20	9	31%	29
MINUTE CLINIC LLC #2216		27	2	7%	29
UNION MEDICAL CARE		29			29
SUNTREE INTERNAL MEDICINE		29			29
PALM GARDEN OF JACKSONVILLE		27	2	7%	29
PROFESSIONAL PEDIATRICS		27	2	7%	29
PANCARE HEALTH - BAY COUNTY - YOUNGSTOWN		26	3	10%	29
ADVANCE URGENT CARE CENTER, LLC		1	28	97%	29
P4CLINICAL	3	2	24	83%	29
BONIFAY NURSING AND REHAB CENTER			29	100%	29
MAGNOLIA DIAGNOSTICS, LLC		3	26	90%	29
CORAL HOUSE ASSISTED LIVING COMMUNITY LLC		29			29
NEMOURS CHILDRENS CLINIC		22	7	24%	29
EDEN AT CRESTVIEW		12	16	57%	28

# COVID-19: testing by laboratory

Data through Feb 6, 2021 verified as of Feb 7, 2021 at 09:25 AM

Data in this report are provisional and subject to change.

The numbers in the table below represent the number of Florida and non-Florida residents for whom test results were received by the Department of Health. A person can be tested by more than one laboratory and can have both positive and negative results. **Therefore, the sum of the numbers in each column will be larger than the total number of people tested.**

Reporting lab	Inconclusive	Negative	Positive	Percent positive	Total
ALABAMA CLINICS		15	13	46%	28
PANCARE HEALTH - BONIFAY K-8			28	100%	28
NCHD		14	14	50%	28
PORT ST LUCIE HOSPITAL		25	3	11%	28
LAKELAND NURSING AND REHABILITATION CENTER			28	100%	28
BROOKDALE PHILLIPPI CREEK			28	100%	28
UNIVERSITY MEDICAL CTR OF PRINCETON AT		26	2	7%	28
MADISON COUNTY MEMORIAL HOSPITAL LABORATORY		14	14	50%	28
PINELLAS INTERNAL MEDICINE ASSOCIATES	1	26	1	4%	28
COUNTY OF LOS ANGELES			28	100%	28
FAMILY CARE PARTNERS URGENT CARE LLC		22	6	21%	28
IMA MEDICAL CENTER		16	12	43%	28
WELLMED AT NEW TAMPA		22	6	21%	28
WARDE MEDICAL LABORATORY		20	8	29%	28
DUVAL PHARMACY		22	6	21%	28
HEALTH FIRST - VIERA HOSPITAL		1	27	96%	28
DAVID LAWRENCE CENTER		24	4	14%	28
FLAGLER HOSPITAL INC	2		26	93%	28
LYSTER ACH FT RUCKER AL		25	3	11%	28
LANDMARK HOSPITAL SOUTHWEST FLORIDA LLC		27	1	4%	28
ACTIVE SENIOR LIVING		26	2	7%	28
FAMILY CARE PARTNERS		18	10	36%	28
COMMUNITY MEDICAL CARE CENTER INC			28	100%	28
BROOKDALE VERO BEACH SOUTH AL		28			28
KEY PRIMARY CARE			28	100%	28
CAREHERE LAKE SCHOOLS EMPLOYEE HEALTH CENTER		19	9	32%	28
Cleveland Clinic Laboratories		4	24	86%	28
CDC		17	11	39%	28
ACCESS 365 URGENT CARE		8	19	70%	27
SANTA BARBARA CARE CENTER		17	10	37%	27
JAMAICA HOSPITAL MEDICAL CENTER		25	2	7%	27
URGENT CARE CENTER			27	100%	27
LABORATORY ALLIANCE OF CENTRAL NEW YORK		26	1	4%	27
LAKE MARY - STIRLING CENTER SUITE 202			27	100%	27
EASTERN SHORE URGENT CARE		17	10	37%	27
AMMON ANALYTICAL LABORATORIES		23	4	15%	27
DUVAL COUNTY HEALTH DEPARTMENT		27			27
SPANISH RIVER HIGH SCHOOL ESE		23	4	15%	27
EXPRESS CARE OF BELLEVIEW		27			27
BRANDON COMMUNITY HEALTH CENTER		19	8	30%	27
STATEN ISLAND UNIVERSITY HOSPITAL-POUCH		27			27
BAY STREET PHARMACY☐		26	1	4%	27
Wiregrass Rehabilitation Center and Nursing Home		26	1	4%	27
BARBARA O'REILLY MD PA		26	1	4%	27
SUNCOAST LABS			27	100%	27
LEXINGTON PLACE SENIOR LIVING COMMUNITY		27			27
RIVERHEAD URGENT CARE		26	1	4%	27

# COVID-19: testing by laboratory

Data through Feb 6, 2021 verified as of Feb 7, 2021 at 09:25 AM

Data in this report are provisional and subject to change.

The numbers in the table below represent the number of Florida and non-Florida residents for whom test results were received by the Department of Health. A person can be tested by more than one laboratory and can have both positive and negative results. **Therefore, the sum of the numbers in each column will be larger than the total number of people tested.**

Reporting lab	Inconclusive	Negative	Positive	Percent positive	Total
SUNLIFE PHARMACY		27			27
UCLA HEALTHCARE CLINICAL LABS		23	4	15%	27
MINUTE CLINIC, LLC DBA MINUTECLINIC #4505		25	2	7%	27
FAST PACE MEDICAL CLINIC		24	3	11%	27
BULLS HEAD URGENT CARE		26	1	4%	27
HEALTHPARK MEDICAL CENTER ABG LAB		26	1	4%	27
COLORADO DEPARTMENT OF HEALTH LABORATORY SERVICES DIVISION			26	100%	26
VETERANS AFFAIRS MEDICAL CENTER - NEW YORK HARBOR		25	1	4%	26
WEST BROWARD CARE CENTER		24	2	8%	26
PULMONARY SPECIALISTS OF THE PALM BEACHES		16	10	38%	26
MONCRIEF ARMY HEALTH CLINIC			26	100%	26
WEINBERG VILLAGE		25	1	4%	26
MARION PEDIATRICS PA		19	7	27%	26
LOT HEALTH SERVICES☐	1	25			26
PREMIER URGENT CARE CENTER LLC			26	100%	26
NATIONAL MENTOR HEALTHCARE LLC			26	100%	26
WIREGRASS CLINIC LLC		21	5	19%	26
AESTHETIC ENHANCEMENTS		26			26
STUART REHABILITATION AND HEALTHCARE		12	14	54%	26
HARBORCHASE OF WELLINGTON CROSSING		24	2	8%	26
BROOKDALE BRANDON	1	25			26
TGH URGENT CARE - RIVERVIEW			26	100%	26
THE MINIER URGENT CARE		20	6	23%	26
ADVENT HEALTH PARTIN SETTLEMENT HEALTH PARK		18	8	31%	26
BROOKDALE SOUTHPOINT			26	100%	26
NORTH FLORIDA PEDIATRICS - JACKSONVILLE		22	4	15%	26
PALM BEACH COUNTY FIRE RESCUE		24	2	8%	26
OAKTREE HEALTHCARE			26	100%	26
PERDIDO URGENT CARE		1	25	96%	26
BENTLEY VILLAGE II		17	9	35%	26
TAMPA BAY CONCIERGE DOCTOR, LLC		24	2	8%	26
LOOP PEDIATRICS		22	4	15%	26
BODYK		22	4	15%	26
OPTUMCARE SOUTH FLORIDA, LLC		20	6	23%	26
ATRIA LADY LAKE		26			26
URGENT FAMILY CARE INC		23	3	12%	26
ALAN A SMITH MD LLC		24	1	4%	25
TALLAHASSEE DEVELOPMENTAL CENTER☐		24	1	4%	25
RJ LEE GROUP	1	23	1	4%	25
UNIPATH		18	7	28%	25
ADVENT HEALTH - LAKE MARY PEDIATRICS		16	9	36%	25
Lanier Rehab			25	100%	25
FEDERAL PRISON CAMP PENSACOLA			25	100%	25
SYNIVERSE WELLNESS CENTER		21	4	16%	25
GASTROENTEROLOGY ASSOCIATES OF PENSACOLA PA		22	3	12%	25
MONTEFIORE NEW ROCHELLE HOSPITAL		23	2	8%	25
M&V SAN JOSE MEDICAL CENTER			25	100%	25

# COVID-19: testing by laboratory

Data through Feb 6, 2021 verified as of Feb 7, 2021 at 09:25 AM

Data in this report are provisional and subject to change.

The numbers in the table below represent the number of Florida and non-Florida residents for whom test results were received by the Department of Health. A person can be tested by more than one laboratory and can have both positive and negative results. **Therefore, the sum of the numbers in each column will be larger than the total number of people tested.**

Reporting lab	Inconclusive	Negative	Positive	Percent positive	Total
ARCPPOINT LABS OF FORT LAUDERDALE		25			25
GARDENS HEALTH NH LLC		25			25
CHILDRENS MEDICAL CENTER			25	100%	25
UNION CHD		22	3	12%	25
THE WATERMARK AT VISTAWILLA		25			25
WOMENS CARE FLORIDA LABORATORY		25			25
WESTPAC LABS		1	24	96%	25
EAST HILL MEDICAL GROUP		17	8	32%	25
ST PETER'S BENDER LABORATORY		25			25
BROWARD HEALTH IMPERIAL POINT NURSING			25	100%	25
VASSAR BROTHERS MEDICAL CENTER LABORATORY		24	1	4%	25
WAKULLA COUNTY HEALTH DEPARTMENT		11	14	56%	25
SANITAS		4	21	84%	25
ST. CLOUD HOSPITAL		20	5	20%	25
WEISS PEDIATRIC CARE LLC		16	9	36%	25
LAKES DIALYSIS CENTER INC			25	100%	25
GRAND VILLA OF DELAND		21	4	16%	25
FLORIDA ATLANTIC UNIVERSITY		21	3	13%	24
ABL MEDICAL CARE LLC			24	100%	24
Bon Secours Maria Manor		19	5	21%	24
THE TRADITION OF THE PALM BEACHES		23	1	4%	24
AVENTIS BIO-SERVICES CTL		24			24
EPIC REFERENCE LABS INC			24	100%	24
AHEC CLINIC		2	22	92%	24
SUNQUEST		3	21	88%	24
LAKE PLACID HEALTH AND REHABILITATION			24	100%	24
THE COMMONWEALTH OF MASSACHUSETTS			24	100%	24
PALMS, THE		24			24
PHYSICIANS PRIMARY CARE OF SW FLORIDA PL		24			24
DOT DOC SARASOTA		22	2	8%	24
MED PLUS FLORENCE		20	4	17%	24
ADVANCED URGENT CARE		12	12	50%	24
LABORATORY DYNAMICS		20	4	17%	24
THE CHAPPEL GROUP RESEARCH		24			24
SENIOR HEALTH OF WINTER PARK DUNDEE		24			24
STEWART MELBOURNE HOSPITAL			24	100%	24
PENSACOLA PEDIATRICS - PACE		16	8	33%	24
THE LODGE AND REHABILITATION CENTER		9	15	63%	24
MILLENIA ADVANCED SCIENTIFIC LLC			24	100%	24
UR CARE FAMILY AND SPORTS MEDICINE			24	100%	24
VILLAGES REHABILITATION AND NURSING CENTER		24			24
GULFSIDE HOSPICE INC		21	3	13%	24
MADWAR		19	5	21%	24
ATLAN		21	3	13%	24
HENNEPIN COUNTY MEDICAL CENTER (HCMC)		13	11	46%	24
RAINBOW PEDIATRICS		1	23	96%	24
ATRIA AT ST JOSEPHS		24			24



# COVID-19: testing by laboratory

Data through Feb 6, 2021 verified as of Feb 7, 2021 at 09:25 AM

Data in this report are provisional and subject to change.

The numbers in the table below represent the number of Florida and non-Florida residents for whom test results were received by the Department of Health. A person can be tested by more than one laboratory and can have both positive and negative results. **Therefore, the sum of the numbers in each column will be larger than the total number of people tested.**

Reporting lab	Inconclusive	Negative	Positive	Percent positive	Total
ALWAYS BEST CARE SENIOR SERVICES		22	2	8%	24
COLONY CARE CENTER		15	9	38%	24
OAKMONTE VILLAGE		23	1	4%	24
RESIDENCE AT BAY VUE		23	1	4%	24
CHILDREN'S MEDICAL CENTER			24	100%	24
COURTYARDS OF ORLANDO		24			24
TARPON BAYOU CENTER			24	100%	24
WELLNOW URGENT CARE		23	1	4%	24
HERITAGE OAKS ASSISTED LIVING & MEMORY CARE		20	4	17%	24
WESTMINSTER WOODS ON JULINGTON CREEK		22	2	8%	24
MINUTECLINIC DIAGNOSTIC OF RHODE ISLAND, LLC #212		24			24
BROOKDALE UNIVERSITY HOSPITAL		22	1	4%	23
PRIME CARE ONE LLC/HARBORCHASE OF VENICE			23	100%	23
Summit Medical Group Westfield Lab		20	3	13%	23
ADVENTHEALTH MEDICAL GROUP FAMILY MEDICINE		22	1	4%	23
NOBLE SENIOR LIVING		3	20	87%	23
JOSEF SCHENKER MD PC		23			23
CERON PEDIATRICS & INTEGRATIVE MEDICIN		23			23
WUESTHOFF MEDICAL CENTER-MELBOURNE			23	100%	23
WOODHOUSE INC		17	6	26%	23
FINLAY C. LABORATORY		3	20	87%	23
SOUTHEASTERN OUTPATIENT SURGERY CENTER		22	1	4%	23
BRADFORD COUNTY HEALTH DEPARTMENT		22	1	4%	23
ORANGE PEDIATRICS			23	100%	23
CHIPOLA MEDICAL ASSOCIATES		4	19	83%	23
NEW JERSEY		22	1	4%	23
HEALTH MED CENTERS		23			23
PARK WEST MEDICAL CENTER		22	1	4%	23
LPG PEDIATRICS AT PAGE FIELD		23			23
STATE LAB		2	21	91%	23
ISLAMORADA VILLAGE OF ISLANDS FIRE RESCUE		22	1	4%	23
MADISON COUNTY MEMORIAL HOSP		12	11	48%	23
BROOKWOOD BAPTIST MEDICAL CENTER		22	1	4%	23
AVOW HOSPICE INC		23			23
COLORADO DEPARTMENT OF PUBLIC HEALTH AND ENVIRONMENT			23	100%	23
DCH REGIONAL MEDICAL CENTER LABORATORY		22	1	4%	23
ISLAND COAST PEDIATRICS PA		22	1	4%	23
SUMTER PEDIATRICS		21	2	9%	23
UNIVERSITY HILLS HEALTH AND REHABILITATION CENTER		18	5	22%	23
EGL GENETIC DIAGNOSTICS		1	22	96%	23
RESIDENTIAL PLAZA AT BLUE LAGOON INC		21	2	9%	23
UF HEALTH NORTH JACKSONVILLE			23	100%	23
SUMMIT MEDICAL GROUP - 75 E NORTHFIELD		21	2	9%	23
GOOD SAMARITAN HOSPITAL LABORATORY		20	3	13%	23
OCOEE PEDIATRICS		19	4	17%	23
FIRST CHOICE PEDIATRICS LOOP		20	2	9%	22
PINES NURSING HOME		21	1	5%	22

# COVID-19: testing by laboratory

Data through Feb 6, 2021 verified as of Feb 7, 2021 at 09:25 AM

Data in this report are provisional and subject to change.

The numbers in the table below represent the number of Florida and non-Florida residents for whom test results were received by the Department of Health. A person can be tested by more than one laboratory and can have both positive and negative results. **Therefore, the sum of the numbers in each column will be larger than the total number of people tested.**

Reporting lab	Inconclusive	Negative	Positive	Percent positive	Total
HUNT CLUB PEDIATRIC ASSOCIATES LLC		19	3	14%	22
MIGUEL E TREVINO MD PA		19	3	14%	22
URGENT CARE USA			22	100%	22
ROCKLEDEGE REGIONAL MEDICAL CENTER		17	5	23%	22
GRAND AVENUE RX			22	100%	22
ELAN SPANISH SPRINGS		4	18	82%	22
MD BEAUTY LABS, PA		21	1	5%	22
BAPTIST PRIMARY BLACK CREEK SOUTH			22	100%	22
APOLLO SURGERY CENTER		20	2	9%	22
MINUTECLINIC, LLC		18	4	18%	22
AMELIA ASSISTED LIVING FACILITY		22			22
LAKEVIEW HEALTH CARE SYSTEMS		8	14	64%	22
STEWART MEDICAL GROUP INC			22	100%	22
FLORIDA HOSPITAL LABS		12	10	45%	22
COASTAL SKIN SURGERY AND DERMATOLOGY		15	7	32%	22
FLORIDA PEDIATRICS		6	16	73%	22
MOBILE DIVISION LABORATORY		7	15	68%	22
FORT CAROLINE GARDENS, INC		20	2	9%	22
SARASOTA MEMORIAL NURSING & REHABILITATION CTR		22			22
SUNSHINE ASSISTED LIVING		22			22
SEAGRASS VILLAGE			22	100%	22
ADVENT HEALTH EXPRESS		9	13	59%	22
MINUTECLINIC DIAGNOSTIC OF SOUTH CAROL		20	2	9%	22
TEN HEALTHCARE		6	16	73%	22
EBEIDS MD PEDIATRICS		19	3	14%	22
MINUTE CLINIC DIAGNOSTIC OF SC, LLC #75		21	1	5%	22
MAYO CLINIC JACKSONVILLE		1	21	95%	22
SOMA MEDICAL CENTER PA #3			22	100%	22
PULSE MEDICAL GROUP INC			22	100%	22
DIACARTA INC.		22			22
CONCORD LIFE SCIENCES LLC		4	18	82%	22
TROPICANA MANUFACTURING COMPANY INC		21			21
GREEN GABLES ASSISTED LIVING FACILITY		21			21
PATHGROUP			21	100%	21
CLEARWATER EMPLOYEE HEALTH CLINIC		7	14	67%	21
GROWING TOGETHER PEDIATRICS, LLC		17	4	19%	21
PHYSICIANS CARE		18	3	14%	21
FAMILY AND INTERNAL MEDICINE AT AVALON PARK		18	3	14%	21
HUNTINGTON STATION URGENT CARE		20	1	5%	21
JUPITER MEDICAL CENTER PHYSICIANS GROUP, INC		19	2	10%	21
CLINICAL PATHOLOGY LABORATORIES SOUTHEAST			21	100%	21
CANTON-POTSDAM HOSPITAL LABORATORY		21			21
ST JUDE CHILDRENS RESEARCH HOSPITAL		21			21
NAPHCARE, INC.		11	10	48%	21
LAKE COUNTY SCHOOLS EMPLOYEE HEALTH CENTER		14	7	33%	21
LPG CONVENIENT CARE AT PINE ISLAND ROAD		19	2	10%	21
FREEDOM SQUARE NURSING CENTER□		13	8	38%	21

# COVID-19: testing by laboratory

Data through Feb 6, 2021 verified as of Feb 7, 2021 at 09:25 AM

Data in this report are provisional and subject to change.

The numbers in the table below represent the number of Florida and non-Florida residents for whom test results were received by the Department of Health. A person can be tested by more than one laboratory and can have both positive and negative results. **Therefore, the sum of the numbers in each column will be larger than the total number of people tested.**

Reporting lab	Inconclusive	Negative	Positive	Percent positive	Total
VIRTUA		17	4	19%	21
MORNINGSIDE MANOR & VILLA ADULT CARE C		21			21
MID FLORIDA PATHOLOGY LLC		20	1	5%	21
CVS MINUTE CLINIC DIAGNOSTIC OF NORTH CAROL		15	6	29%	21
LAKE INTERNAL MEDICINE ASSOCIATES PA		17	4	19%	21
BIG BEND CARES, INC		17	4	19%	21
PHYSICIANS STAT		2	19	90%	21
ADVENTHEALTH MEDICAL GROUP FAMILY & INTERNAL		9	12	57%	21
ENGLEWOOD HOSPITAL AND MEDICAL CENTER		17	4	19%	21
MARTHA'S HOUSE & ASSISTED LIVING FACILITY		21			21
CONNECTDX		6	15	71%	21
NOVANT HEALTH		15	6	29%	21
UPMC CHAUTAUQUA AT WCA LABORATORY		20	1	5%	21
MINUTECLINIC DIAGNOSTIC OF MICHIGAN		19	2	10%	21
CARENOW - DOWNTOWN NORTH GULCH		21			21
LONG BEACH URGENT CARE		21			21
ROADS PEDIATRICS,LLC		19	2	10%	21
ARDEN COURTS OF WINTER SPRINGS		18	3	14%	21
GLEN COVE HOSPITAL		21			21
FORT SANDERS REGIONAL LABORATORY		21			21
LIFE CARE CENTER OF JACKSONVILLE□			21	100%	21
MINUTECLINIC, LLC #08366		16	5	24%	21
81ST MEDICAL GROUP			21	100%	21
TIFFANY LAKE CARE CENTERS INC		21			21
PALMETTO PEDIATRICS			21	100%	21
CARESPOT		1	20	95%	21
ASSISTED LIVING OF BROWARD		21			21
OLIVE BRANCH HEALTH AND REHABILITATION CENTER			21	100%	21
ARCPOINT LABS OF WEST PALM BEACH			21	100%	21
MIRIMUS CLINICAL LABS		10	11	52%	21
INTERNATIONAL MEDICAL LABORATORY INC		21			21
MINUTECLINIC DIAGNOSTIC OF NORTH CAROLINA		21			21
ROCKLEDGE FAMILY HEALTH			21	100%	21
HEALTHY MINORS, LLC.		20			20
BAY PEDIATRICS PA		18	2	10%	20
ROBERT H JENKINS JR VETERANS' DOMICILIARY HOME OF		17	3	15%	20
TGH MEDICAL GROUP LABORATORY CARROLLWOOD			20	100%	20
PONCE PLAZA NURSING & REHAB CENTER		4	16	80%	20
PALMS MEDICAL GROUP - LAKE CITY WEST		3	17	85%	20
SOUTH FLORIDA DIALYSIS CENTER		8	12	60%	20
APOLLO HEALTH & REHABILITATION		15	5	25%	20
BETHESDA HEALTH PHYSICIAN GROUP INC			20	100%	20
MAGNOLIA PEDIATRICS		2	18	90%	20
KIVA AT CANTERBURY, LLC		20			20
MEDICAL EXPRESS CORP		18	2	10%	20
ERIC C MARSHAL MD, PC DBA MINUTECLINIC		19	1	5%	20
CAPE CORAL HOSPITAL ABG LABORATORY		10	10	50%	20

# COVID-19: testing by laboratory

Data through Feb 6, 2021 verified as of Feb 7, 2021 at 09:25 AM

Data in this report are provisional and subject to change.

The numbers in the table below represent the number of Florida and non-Florida residents for whom test results were received by the Department of Health. A person can be tested by more than one laboratory and can have both positive and negative results. **Therefore, the sum of the numbers in each column will be larger than the total number of people tested.**

Reporting lab	Inconclusive	Negative	Positive	Percent positive	Total
CARILLON SPORTS AND FAMILY MEDICINE		16	4	20%	20
CIGNA PBSO WEST PALM			20	100%	20
MINUTE CLINIC DIAGNOSTIC OF VIRGINIA		16	4	20%	20
SOUTH CAROLINA DEPARTMENT OF HEALTH			20	100%	20
HENDRY REGIONAL CORPORATE HEALTH			20	100%	20
DALE MEDICAL CENTER		15	5	25%	20
HOWARD BEACH URGENT CARE		20			20
NORTH PINELLAS CHILDRENS MEDICAL CENTER			20	100%	20
CL BRUMBACK PRIMARY CARE CLINIC LANTANA		2	18	90%	20
REDITUS LABORATORIES			20	100%	20
SOUTHCOR LABORATORY		2	18	90%	20
MARYLAND DEPARTMENT OF HEALTH			20	100%	20
KRYSTAL BAY NURSING AND REHABILITATION		16	4	20%	20
CARESPOT OF NOCATEE		1	19	95%	20
MICHAEL A VENAZIO MD		18	2	10%	20
POINT OF CARE CLINICS PRIMARY CARE		20			20
HARBOUR ISLAND PEDIATRICS		12	8	40%	20
HALIFAX HEALTH URGENT CARE		3	17	85%	20
HILA BECKERMAN MD LLC		19	1	5%	20
BEST MEDICAL CENTER		11	9	45%	20
LAKE WORTH MANOR		19	1	5%	20
GERALD J KIVETT MD		18	2	10%	20
ADVENT HEALTH MEDICAL GROUP- FAMILY MEDICINE AT DR. PHILIPS		15	5	25%	20
SHORE MEMORIAL HOSPITAL		17	3	15%	20
ESTATES MEDICAL CENTER		12	8	40%	20
SOLE HEALTH LLC		19			19
GRAND LIVING AT LAKEWOOD RANCH		19			19
OHIO CVS STORES, LLC DBA		17	2	11%	19
MEDEXPRESS URGENT CARE - BLOOMINGTON		16	3	16%	19
SONATA BOYNTON BEACH		17	2	11%	19
FLORIDA ENDOSCOPY & SURGERY CTR LLC		19			19
ALL PEDIATRIC CARE			19	100%	19
LAB INTERMARKET FACILITY LAB		1	18	95%	19
ROYAL PALM MEDICAL GROUP, INC		19			19
BITTINGS APOTHECARY INC		15	4	21%	19
MED HEALTH SERVICES		18	1	5%	19
NEWYORK-PRESBYTERIAN/ LAWRENCE HOSPITAL LABORATORY		17	2	11%	19
SEVEN RIVERS REGIONAL MEDICAL CENTER		5	14	74%	19
FLORIDA COMMUNITY HEALTH CENTER OF ST. LUCIE		1	18	95%	19
LOVING CARE OF THE TREASURE COAST LLC	1	13	5	26%	19
BASSETTI MEDICAL RESEARCH INC		15	4	21%	19
REGENCY SQUARE MALL - SEARS		3	16	84%	19
GOOD SAMARITAN SOCIETY OF DAYTONA		16	3	16%	19
PROFESSIONAL PARK PEDIATRICS PA			19	100%	19
ROSLYN URGENT CARE		19			19
STONE WASH CLINICAL LABORATORIES		2	17	89%	19
UNIV OF NORTH ALABAMA HEALTH CENTER		18	1	5%	19

# COVID-19: testing by laboratory

Data through Feb 6, 2021 verified as of Feb 7, 2021 at 09:25 AM

Data in this report are provisional and subject to change.

The numbers in the table below represent the number of Florida and non-Florida residents for whom test results were received by the Department of Health. A person can be tested by more than one laboratory and can have both positive and negative results. **Therefore, the sum of the numbers in each column will be larger than the total number of people tested.**

Reporting lab	Inconclusive	Negative	Positive	Percent positive	Total
BRIDGEWAY HEALTH CLINICS INC			19	100%	19
MONROE COUNTY DETENTION CENTER			19	100%	19
BAYVIEW MEDICAL		19			19
PRIMECARE OF DOTHAN-DALEVILLE CLINIC		14	5	26%	19
TOTAL ACCESS URGENT CARE			19	100%	19
BROOKDALE MANDARIN CENTRAL		6	13	68%	19
UAH STUDENT HEALTH CENTER		12	7	37%	19
ESOTERIX GENETIC LABORATORIES		16	3	16%	19
MORRIS PARK URGENT CARE		16	3	16%	19
HOLIDAY MEDICAL ASSOCIATES		1	18	95%	19
MEDEXPRESS - BLOOMIN BRANDS		4	15	79%	19
BUREAU OF PUBLIC HEALTH	1	1	17	89%	19
ISLAND LAKE CENTER		4	15	79%	19
Salerno Bay Health & Rehabilitation Center		13	6	32%	19
ST VINCENT'S EAST		17	2	11%	19
JEFFERSON K-12, A SOMERSET SCHOOL- CLINIC		16	3	16%	19
COASTAL COMPLETE CARE		11	8	42%	19
NANO HEALTH ASSOCIATES LLC		19			19
INTEGRATED REGIONAL LABORATORIES - LARGO			19	100%	19
NO NAME		8	11	58%	19
JACKSON NORTH MEDICAL CENTER		2	16	89%	18
ROWLETT MIDDLE ACADEMY		16	2	11%	18
GENERAL INTERNAL MEDICINE MEDICAL CTR CLINIC		13	5	28%	18
MCWHORTER SCHOOL OF PHARMACY		18			18
TENNESSEE DEPARTMENT OF HEALTH		14	4	22%	18
COMMONWEALTH OF MASSACHUSETTS			18	100%	18
BIGGERS FAMILY MEDICINE PA		17	1	6%	18
MARION COUNTY HEALTH DEPARTMENT		17	1	6%	18
WALGREENS COVID-19		14	4	22%	18
LIGHTHOUSE PEDIATRICS OF NAPLES		14	4	22%	18
UM MILLER SCHOOL OF MEDICINE			18	100%	18
Clearwater Center		8	10	56%	18
MD NOW MEDICAL CENTERS INC		1	17	94%	18
TEXAS DEPARTMENT OF STATE HEALTH SERVICES		3	15	83%	18
DEPT OF VA MEDICAL CENTER - BAY PINES			18	100%	18
MOORINGS PARK OAKSTONE AT GREY OAKS		17	1	6%	18
MARQUES PEDIATRICS			18	100%	18
CENTERPLACE HEALTH		2	16	89%	18
CLERMONT ADVENTHEALTH CENTRA CARE			18	100%	18
JUST FOR KIDS PEDIATRICS		5	13	72%	18
XPRESS WELLNESS URGENT CARE			18	100%	18
ENCOMPASS HEALTH REHABILITATION HOSPITAL OF SARASOTA		18			18
NEW YORK PRESBYTERIAN - ALLEN HOSPITAL		18			18
ROCKLAND URGENT CARE FAMILY HEALTH NP		18			18
MINIMALLY INVASIVE VASCULAR INC		16	2	11%	18
TPCA CLINICAL LABORATORIES		15	3	17%	18
SPRINGWOOD COURT		13	5	28%	18



# COVID-19: testing by laboratory

Data through Feb 6, 2021 verified as of Feb 7, 2021 at 09:25 AM

Data in this report are provisional and subject to change.

The numbers in the table below represent the number of Florida and non-Florida residents for whom test results were received by the Department of Health. A person can be tested by more than one laboratory and can have both positive and negative results. **Therefore, the sum of the numbers in each column will be larger than the total number of people tested.**

Reporting lab	Inconclusive	Negative	Positive	Percent positive	Total
BAPTIST HEALTH URGENT CARE AT WEST BOCA		18			18
VILLA COURT LLC		18			18
TIMBERLANE LODGE ALF	1	10	7	39%	18
NASSAU COUNTY JAIL		17	1	6%	18
CENTRAL FLORIDA PEDIATRIC URGENT CARE LLC		16	2	11%	18
MID-FLORIDA PATHOLOGY, LLC		12	6	33%	18
Gulf Shore Care Center		14	4	22%	18
MINUTECLINIC DIAGNOSTIC PA		16	2	11%	18
ASURANCE SCIENTIFIC LABORATORIES		18			18
GRAND VILLA OF ST. PETERSBURG		16	2	11%	18
ADIRONDACK MEDICAL CENTER		18			18
COASTAL FAMILY PRACTICE		10	8	44%	18
Wesley Place on Honeysuckle		16	2	11%	18
TOTAL RENAL LABORATORIES INC		13	5	28%	18
AURORA DIAGNOSTICS		6	12	67%	18
HUNT CLUB MEDICAL		13	5	28%	18
JUPITER MEDICAL CENTER			18	100%	18
UTAH DEPARTMENT OF HEALTH			18	100%	18
PINELLAS 1 HOME HEALTH CARE CORP		18			18
CARDIOLOGY AND MEDICINE ASSOCIATES INC		18			18
MADISON CORE LABORATORIES		17	1	6%	18
RAINBOW PEDIATRIC CENTER		2	16	89%	18
CONSOLIDATED LAB SERVICES		8	10	56%	18
HARTFORD HOSPITAL ANCILLARY LAB		17	1	6%	18
BOZEMAN HEALTH DEACONESS HOSPITAL		13	5	28%	18
LAKE CO EMPLOYEE HEALTH AND WELLNESS CENTER		16	2	11%	18
MARATHON HEALTH FOR LIFE		16	2	11%	18
HOLLISMED LLC		17	1	6%	18
MICHELLE S PAGE MD PA		18			18
FAMILY CARE CYPRESS CREEK		1	17	94%	18
Sovereign Laboratory Services, LLC		16	2	11%	18
KIVA AT CANTERBURY		1	17	94%	18
COOPER HEALTHCARE		17			17
BAY BREEZE HEALTH AND REHABILITATION CENTER		9	8	47%	17
JESSIE TRICE COMMUNITY HEALTH SYSTEM, INC		1	16	94%	17
BIOREFERENCE LABORATORIES INC		3	14	82%	17
WELLMED AT LAKE COPELAND		11	6	35%	17
UVMCM MICROBIOLOGY		16	1	6%	17
RESOLVE MOLECULAR DIAGNOSTICS		13	4	24%	17
MARCO DRUGS AND COMPOUNDING		13	4	24%	17
COAST MED URGENT CARE		16	1	6%	17
BAYFRONT HMA CONVENIENT CARE, LLC		2	15	88%	17
OSCEOLA ALF OPERATOR, LLC DBA□		17			17
WELLINGTON FAMILY PRACTICE		13	4	24%	17
HEALTHCARE NOW			17	100%	17
THE CANOPY AT HARPER LAKE	1		16	94%	17
WALGREEN EASTERN CO, INC		17			17

# COVID-19: testing by laboratory

Data through Feb 6, 2021 verified as of Feb 7, 2021 at 09:25 AM

Data in this report are provisional and subject to change.

The numbers in the table below represent the number of Florida and non-Florida residents for whom test results were received by the Department of Health. A person can be tested by more than one laboratory and can have both positive and negative results. **Therefore, the sum of the numbers in each column will be larger than the total number of people tested.**

Reporting lab	Inconclusive	Negative	Positive	Percent positive	Total
TENDER CARE ALF		17			17
BHA CENTRAL COUNTY CLINIC		1	16	94%	17
VALLEY IMMEDIATE CARE		15	2	12%	17
EP MEDICAL EQUIPMENT PHARMACY		16	1	6%	17
ST. JUDES LABORATORIES		12	5	29%	17
ST ELIZABETH MEDICAL CENTER LABORATORY		16	1	6%	17
BROOKDALE ST AUGUSTINE			17	100%	17
ASCENSION ST VINCENT'S PRIMARY CARE			17	100%	17
PARRISH HEALTH CENTER		14	3	18%	17
URGENT CARE WEST CLINIC		14	3	18%	17
BARTON FAMILY PRACTICE		8	9	53%	17
HELIX DIAGNOSTICS			17	100%	17
GUARDANT HEALTH		12	5	29%	17
URGENT CARE AT LONGWOOD			17	100%	17
GENTIVA HEALTH SERVICES		15	2	12%	17
FUNGAL REFERENCE LABORATORY		12	5	29%	17
BAYCARE MEDICAL GROUP INC			17	100%	17
BAYCARE HEALTH SYSTEMS, LLC			17	100%	17
WINTER PARK FAMILY PRACTICE LLC		17			17
OCEANSIDE URGENT CARE		17			17
Z UROLOGY		17			17
WINSHIPS PHARMACY INC		17			17
DIEGO FALLON MD PA		6	11	65%	17
ALBIBI		1	15	94%	16
ROBERT WOOD JOHNSON UNIVERSITY HOSP		14	2	13%	16
MINUTECLINIC DIAGNOSTIC OF ILLINOIS L		14	2	13%	16
XERA MED RESEARCH			16	100%	16
CAREHERE- LCS LEESBURG			16	100%	16
CARESPOT EXPRESS HEALTHCARE			16	100%	16
SRMC AVALON		9	7	44%	16
MD PLUS URGENT CARE, LLC			16	100%	16
JOSEPH SCHENKER MD PC DBA CENTERS URGENT		14	2	13%	16
URGENT CARE CLINIC OF LINCOLN		14	2	13%	16
HEALTHWORKS MED GROUP OF FLORIDA PA	2	9	5	31%	16
CRUCIAL CARE		10	6	38%	16
SHELBY BAPTIST MEDICAL CENTER		11	5	31%	16
HARBOR BEACH NURSING AND REHABILITATION CENTER		14	2	13%	16
PRO HEALTH FAMILY PHYSICIANS, NYSTROM		16			16
GRACE MEDICAL HOME		12	4	25%	16
NORTHWEST FLORIDA SLEEP		1	15	94%	16
OKEECHOBEE HEALTHCARE FACILITY			16	100%	16
FLORIDA HOSPITAL WINTER GARDEN		14	2	13%	16
PROMEDICA LABORATORIES		11	5	31%	16
MINUTECLINIC DIAGNOSTIC OF NORTH CAROLINA PC		14	2	13%	16
FAST TRACK URGENT CARE CENTER - TYRONE			16	100%	16
49D2045214PHYSICIAN OFFICE-WAIVER-MEDEXPRESS URGENT CARE - HARRISONBU		7	9	56%	16
MASSACHUSETTS GENERAL HOSPITAL		1	15	94%	16

# COVID-19: testing by laboratory

Data through Feb 6, 2021 verified as of Feb 7, 2021 at 09:25 AM

Data in this report are provisional and subject to change.

The numbers in the table below represent the number of Florida and non-Florida residents for whom test results were received by the Department of Health. A person can be tested by more than one laboratory and can have both positive and negative results. **Therefore, the sum of the numbers in each column will be larger than the total number of people tested.**

Reporting lab	Inconclusive	Negative	Positive	Percent positive	Total
MILLENNIUM PHYSICIAN GRP LLC NAPLES PINE RIDGE			16	100%	16
MEDEXPRESS URGENT CARE LEWISBURG		15	1	6%	16
ADVENT HEALTH - ZEPHYRHILLS			16	100%	16
REHAB AND HEALTHCARE CENTER OF CAPE CORAL		16			16
Citymd Of Lacey		14	2	13%	16
ST CATHERINE OF SIENA HOSPITAL		14	2	13%	16
HEALTH CENTRAL HOSPITAL			16	100%	16
INTERNAL MEDICINE ASSOCIATES & SPECIALTIES INC		15	1	6%	16
ALL FLORIDA FAMILY & SPORTS MEDICINE		15	1	6%	16
MAITLAND PRIMARY CARE		9	7	44%	16
REGENEXX TAMPA BAY		14	2	13%	16
CARE HERE		1	15	94%	16
OCALA OAKS REHABILITATION CENTER		12	4	25%	16
MINUTECLINIC DIAGNOSTIC OF RHODE ISLAND, LLC #590		15	1	6%	16
Lab MSMC Hialeah			16	100%	16
BONIFAY NURSING AND REHABILITATION CENTER			16	100%	16
DARDEN WELLNESS CENTER		13	3	19%	16
ALAN SERURE MD		16			16
MIRIMUS INC		1	15	94%	16
DIXIE COUNTY HEALTH DEPARTMENT		10	6	38%	16
PANAMA CITY VITAS HOSPICE		16			16
TOTTENVILLE CIRCLE URGENT CARE		16			16
JOSEPH MIGNOGNA		13	3	19%	16
D W MCMILLAN MEMORIAL HOSPITAL		6	10	63%	16
ST AUGUSTINE PLANTATION		1	15	94%	16
STARLING AT NOCATEE			16	100%	16
STATEN ISLAND UNIVERSITY HOSPITAL		15	1	6%	16
NOVANT HEALTH GOHEALTH URGENT CARE-HARRISBURG		8	8	50%	16
ODYSSEY HEALTHCARE OF MARION COUNTY, LLC		15	1	6%	16
WELLMED AT PLANT CITY		9	7	44%	16
HODGES CLUSTER		2	13	87%	15
MILTON 4707		15			15
CENTER ONE SURGERY CENTER		11	4	27%	15
EAR NOSE & THROAT ASSOCIATES OF MANATEE PA		15			15
TELEVISIT MALABAR PEDIATRICS		5	10	67%	15
MULBERRY'S MOBILE PROVIDER SERVICES LLC		1	14	93%	15
SINAI HOSPITAL OF BALTIMORE		15			15
CRESTVIEW IMMEDIATE CARE LL			15	100%	15
MINUTECLINIC MINUTECLINIC #8746		14	1	7%	15
PBC FIREFIGHTER BENEFIT FUND WELLNESS CENTER		1	14	93%	15
CHARLOTTE CHD PORT CHARLOTTE		12	3	20%	15
AJU GEORGE MD PA			15	100%	15
FAMILY CARE CENTER OF ARLINGTON		10	5	33%	15
NEW YORK METHODIST HOSPITAL		13	2	13%	15
CLEVELAND CLINIC FLORIDA		1	14	93%	15
BAYLOR GENETICS		6	9	60%	15
PATHLINE			15	100%	15

# COVID-19: testing by laboratory

Data through Feb 6, 2021 verified as of Feb 7, 2021 at 09:25 AM

Data in this report are provisional and subject to change.

The numbers in the table below represent the number of Florida and non-Florida residents for whom test results were received by the Department of Health. A person can be tested by more than one laboratory and can have both positive and negative results. **Therefore, the sum of the numbers in each column will be larger than the total number of people tested.**

Reporting lab	Inconclusive	Negative	Positive	Percent positive	Total
DIATHERIX		13	2	13%	15
MINUTECLINIC DIAGNOSTIC MEDICAL GROUP		14	1	7%	15
BAPTIST MEDICAL CENTER EAST		11	4	27%	15
BVL PEDIATRICS		14	1	7%	15
Astoria Health and Rehab		15			15
MEADOWCREST MOLECULAR DIAGNOSTICS, LLC			15	100%	15
COLLIER PHARMACY		11	4	27%	15
TRINITY MEDICAL ASSOCIATES LLC			15	100%	15
GLEN OAKS URGENT CARE		15			15
BLOUNT MEMORIAL HOSPITAL		13	2	13%	15
HOLLEY-NAVARRE MEDICAL CLINIC		5	10	67%	15
JOSEF SCHENKER MD PC DBA CENTERS URGENT		14	1	7%	15
MINUTECLINIC DIAGNOSTIC OF PENNSYLVANI		15			15
FLORIDA DEPARTMENT OF HEALTH IN HILLSBOROUGH COUNTY		1	14	93%	15
PREMIUM HEALTH SERVICES OF TAMPA BAY LLC		10	5	33%	15
MEDICINE AT LONGWOOD		15			15
MACKOUL PEDIATRICS FORT MYERS			15	100%	15
PRATTVILLE BAPTIST HOSPITAL		12	3	20%	15
FIRST CHOICE PEDIATRICS INC		14	1	7%	15
EASTLAKE PEDIATRICS - TRINITY		15			15
ENCOMPASS HEALTH REHABILITATION HOSPITAL OF PANAMA CITY		10	5	33%	15
COLLEGE POINT URGENT CARE		13	2	13%	15
BESSENT ROAD GROUP HOME		15			15
MINUTECLINIC DIAGNOSTIC OF TN PC #378		14	1	7%	15
BAPTIST MEMORIAL HEALTH CARE		13	2	13%	15
SOUTH CAROLINA DEPT OF HEALTH AND ENVIRONMENT CONTROL		2	13	87%	15
GRAND VILLA OF ALTAMONTE SPRINGS		8	7	47%	15
MINUTE CLINIC DIAGNOSTIC OF NEW JERSEY		15			15
ST LUCIE COUNTY JAIL		9	6	40%	15
EXPRESS FAMILY CARE LLC			15	100%	15
FLUSHING HOSPITAL MEDICAL CENTER		12	3	20%	15
MINUTECLINIC, LLC, DBA MINUTECLINIC #5		12	3	20%	15
BOCA SIMON LAB		1	14	93%	15
ORLANDO HEALTH		2	13	87%	15
BENTON HOUSE OF PORT ORANGE		8	6	43%	14
WALK IN URGENT CARE			14	100%	14
Consulate Health Care of Jacksonville			14	100%	14
ARDEN COURTS OF PALM HARBOR			14	100%	14
FAMILY CARE			14	100%	14
SOUTHEASTERN LABORATORY			14	100%	14
COMMUNITY HEALTH OF SOUTH FLORIDA INC			14	100%	14
SUNSHINE PEDIATRICS OF CENTRAL FLORIDA PL		12	2	14%	14
BREVARD HEALTH ALLIANCE INC, THE		9	5	36%	14
HEALTHFIRST ADVENT HEALTH CENTRA CARE COCOA BEACH			14	100%	14
ORLANDO FAMILY MEDICINE		5	9	64%	14
FORT HAMILTON URGENT CARE		14			14
CLEVELAND CLINIC			14	100%	14

# COVID-19: testing by laboratory

Data through Feb 6, 2021 verified as of Feb 7, 2021 at 09:25 AM

Data in this report are provisional and subject to change.

The numbers in the table below represent the number of Florida and non-Florida residents for whom test results were received by the Department of Health. A person can be tested by more than one laboratory and can have both positive and negative results. **Therefore, the sum of the numbers in each column will be larger than the total number of people tested.**

Reporting lab	Inconclusive	Negative	Positive	Percent positive	Total
Terrace of Jacksonville			14	100%	14
URGENT TEAM		11	3	21%	14
INDIANA STATE DEPARTMENT OF HEALTH		1	13	93%	14
ALAN L MELOTEK MD		14			14
CORE LABORATORY		1	13	93%	14
MINUTECLINIC DIAGNOSTICS MEDICAL GROUP		13	1	7%	14
MEADOWCREST FAMILY PHYSICIANS PA			14	100%	14
NORTHWESTERN MEMORIAL HOSPITAL			14	100%	14
SOUTHEASTERN UNIVERSITY INC		14			14
OPIS ISLAND LAKE CENTER		13	1	7%	14
ST CLOUD MEDICAL GROUP		12	2	14%	14
RIVERSIDE COTTAGES AT THE SHORES, LLC			14	100%	14
UC HEALTH UNIVERSITY HOSPITAL		11	3	21%	14
AMERICAN HEALTH ASSOCIATES INC		1	13	93%	14
AUBURN COMMUNITY HOSPITAL		12	2	14%	14
ST JOSEPH HOSPITAL		13	1	7%	14
NORTHWEST FLORIDA ENT, PA		5	9	64%	14
CUSTEAD CARE CENTER HAVEN HOSPICE		12	2	14%	14
PEDIATRIC SERVICES AND BREATHING CENTER PA		10	4	29%	14
SOUTH NASSAU COMMUNITIES HOSPITAL		11	3	21%	14
SIGMUND LABS LLC		14			14
AIR, LAND & SEA PHYSICALS & CONSULTATIONS, LLC		13	1	7%	14
MEDEXPRESS URGENT CARE, MOON TOWNSHIP		13	1	7%	14
ASTORIA HEALTH AND REHABILITATION CENTER		13	1	7%	14
ROSS MEDICAL GROUP			14	100%	14
INN AT LAKE SEMINOLE SQUARE, THE		14			14
Belleair Healthcare Center		8	6	43%	14
LAKELAND HILLS CENTER		7	7	50%	14
DOCTORS MEDICAL CENTER OF WALTON COUNTY CLINIC			14	100%	14
The Evangelical Lutheran Good Samaritan Society		14			14
STATMED OCALA			14	100%	14
POLK CHD BARTOW		13	1	7%	14
GUIDEWELL EMERGENCY MEDICINE DOCTORS LLC		2	12	86%	14
EPIPHANY HEALTH		8	6	43%	14
BASSETTI & ASSOCIATES, MD, PA			14	100%	14
BOCA SIMON		2	12	86%	14
HUDSON VALLEY HOSPITAL CENTER LABORATORY		13	1	7%	14
MEDEMERGE		13	1	7%	14
ADVENT HEALTH - WINTER HAVEN		7	6	46%	13
DAVITA DIALYSIS		4	9	69%	13
FORT WALTON BEACH DEVELOPMENTAL CENTER		12	1	8%	13
CLINICAL LABORATORY SERVICES			13	100%	13
PROHEALTH CARE ASSOCIATES MOBILE		10	3	23%	13
UNIVERSITY HOSPITAL UC HEALTH		9	4	31%	13
MEDEXPRESS URGENT CARE - ROBINSON TWP, STEUBENVILLE PIKE		11	2	15%	13
VALDOSTA FAMILY MEDICINE		1	12	92%	13
MONTEFIORE ST LUKE'S CORNWALL HOSPITAL		10	3	23%	13



# COVID-19: testing by laboratory

Data through Feb 6, 2021 verified as of Feb 7, 2021 at 09:25 AM

Data in this report are provisional and subject to change.

The numbers in the table below represent the number of Florida and non-Florida residents for whom test results were received by the Department of Health. A person can be tested by more than one laboratory and can have both positive and negative results. **Therefore, the sum of the numbers in each column will be larger than the total number of people tested.**

Reporting lab	Inconclusive	Negative	Positive	Percent positive	Total
HARBOR CHASE OF JACKSONVILLE			13	100%	13
MELBOURNE FAMILY PRACTICE		12	1	8%	13
PRIMARY CARE WALK IN CLINIC PLLC			13	100%	13
AVALON MEDICAL WALK IN CLINIC			13	100%	13
ORCHID COVE		3	10	77%	13
ADVENTHEALTH MEDICAL GROUP PULMONOLOGY		11	2	15%	13
ROCKLEDGE		3	10	77%	13
LAKEWOOD RANCH MEDICAL CENTER CLINICAL LAB			13	100%	13
ANYLABTESTNOW			13	100%	13
PREMIER LABORATORY SERVICES, LLC		5	8	62%	13
SOUTHEAST FAMILY HEALTHCARE CENTER			13	100%	13
LUCID DIAGNOSTICS LABS			13	100%	13
BAYCARE MEDICAL GROUP INC			13	100%	13
IN-OFFICE LAB		12	1	8%	13
ELTINGVILLE CIRCLE URGENT CARE		13			13
Sunnyside Care Center		13			13
BROOKDALE DELAND			13	100%	13
FAMILY HEALTH CENTER			13	100%	13
ORANGE REGIONAL MEDICAL CENTER LABORATORY		10	3	23%	13
EAR NOSE AND THROAT ASSOCIATES OF MANATEE, P.A.		10	3	23%	13
Floral Health and Rehabilitation, LLC		12	1	8%	13
PBSO WEST PALM FAMILY PRACTICE		1	12	92%	13
UNIVERSITY LAB			13	100%	13
VILLA OF KINGS AND QUEENS OF DELRAY		13			13
BAYA URGENT CARE LLC		1	12	92%	13
COMPREHENSIVE CHILDCARE ASSOCIATES		8	5	38%	13
MINUTECLINIC #8699		10	3	23%	13
INTERMOUNTAIN CENTRAL LAB		1	12	92%	13
PHELPS HOSPITAL LABORATORY		11	2	15%	13
SONORAN DESERT PATHOLOGY ASSOCIATES			13	100%	13
MINUTECLINIC DIAGNOSTIC OF TN, PC 6438		11	2	15%	13
ADVENT HEALTH - KISSIMMEE		3	10	77%	13
A AND R RESEARCH GROUP LLC		10	3	23%	13
DYNAMIC DNA LAB		1	12	92%	13
PRIMARY CARE MEDICINE	1	10	2	15%	13
CVS MINUTE CLINIC DIAGNOSTIC OF TEXAS LLC		10	3	23%	13
TREASURE COAST URGENT CARE			13	100%	13
CAREATC			13	100%	13
PARKWEST MEDICAL CENTER		11	2	15%	13
ESCAMBIA COMMUNITY CLINIC		2	11	85%	13
MAINSTREET FAMILY SELECT		1	12	92%	13
FLORIDA STATE HOSPITAL			13	100%	13
GLENBROOKE AT PALM BAY			13	100%	13
BRYAN WHITFIELD MEMORIAL HOSPITAL		8	5	38%	13
SHELBY COUNTY HEALTH CARE CORPORATION		10	3	23%	13
HORIZON MEDICAL GROUP		11	2	15%	13
CROSS CARE CENTER			13	100%	13

# COVID-19: testing by laboratory

Data through Feb 6, 2021 verified as of Feb 7, 2021 at 09:25 AM

Data in this report are provisional and subject to change.

The numbers in the table below represent the number of Florida and non-Florida residents for whom test results were received by the Department of Health. A person can be tested by more than one laboratory and can have both positive and negative results. **Therefore, the sum of the numbers in each column will be larger than the total number of people tested.**

Reporting lab	Inconclusive	Negative	Positive	Percent positive	Total
OPTIONS FOR SENIORS INC DBA PALM KREST MANOR		11	2	15%	13
LAKE HOWARD HEIGHTS	1	11	1	8%	13
GENEXPERT			13	100%	13
MINUTECLINIC DIAGNOSTIC OF TN PC #566		11	2	15%	13
BROOKLYN HOSPITAL CENTER DOWNTOWN CAMPUS		13			13
SUMMIT ATLANTIC SURGERY CENTER		12			12
NOVALIFE MEDSPA			12	100%	12
Grand Villa of Deerfield Beach		10	2	17%	12
SUWANNEE COUNTY JAIL		11	1	8%	12
INNOVATIVE RESEARCH OF WEST FLORIDA		9	3	25%	12
ACCESS MEDICAL CENTER			12	100%	12
JFK MEDICAL CENTER NORTH LAB		1	11	92%	12
IREPERTOIRE_MOL_LAB		12			12
LONG ISLAND JEWISH VALLEY STREAM		12			12
NAPLES GREEN VILLAGE		12			12
CRANES VIEW LODGE			12	100%	12
BAY COUNTY HEALTH DEPARTMENT		10	2	17%	12
WACO HHSSURGEWACO	1	10	1	8%	12
GLEN OAKS HEALTH AND REHABILITATION CENTER			12	100%	12
WALGREEN		4	8	67%	12
MI2297090CV HOLLAND-23D2189684		12			12
MC DIAGNOSTIC OF CONNECTICUT, PC #775		11	1	8%	12
STEINHATCHEE DRUGS		9	3	25%	12
COMMUNITY HOME HEALTH CARE		12			12
AR ANESTHESIA LLC		11	1	8%	12
METHODIST MEDICAL CENTER		9	3	25%	12
THE PLAZA AT PARKSQUARE		12			12
GRACE WELLNESS CENTER		3	9	75%	12
MERIDIAN AT WATERWAYS, THE		10	2	17%	12
FLORIDA DEPT OF HEALTH		4	8	67%	12
ORMOND MEDICAL ARTS		3	9	75%	12
OHIO STATE UNIVERSITY MEDICAL CENTER			12	100%	12
SIDDH INC DBA SAN CARLOS PHARMACY		10	2	17%	12
KESHAV RX LLC		11	1	8%	12
LIFE CARE OF PORT SAINT LUCIE		3	9	75%	12
NATIONAL GENETICS INST LABCORP		4	8	67%	12
MINUTECLINIC, LLC, DBA MINUTECLINIC #2544		11	1	8%	12
Lady Lake Specialty Care			12	100%	12
LEON CHD		12			12
STAT MEDICAL CLINIC III INC		7	5	42%	12
BROWARD DIALYSIS			12	100%	12
MI CASA DORADA ASSISTED LIVING FACILIT		12			12
TLC FAMILY CARE HOME INC		12			12
SOMA MEDICAL CENTER # 4		2	10	83%	12
HAVEN HOSPICE			12	100%	12
MINUTECLINIC DIAGNOSTIC OF MICHIGAN PC		11	1	8%	12
CALLAWAY CLINIC		7	5	42%	12

# COVID-19: testing by laboratory

Data through Feb 6, 2021 verified as of Feb 7, 2021 at 09:25 AM

Data in this report are provisional and subject to change.

The numbers in the table below represent the number of Florida and non-Florida residents for whom test results were received by the Department of Health. A person can be tested by more than one laboratory and can have both positive and negative results. **Therefore, the sum of the numbers in each column will be larger than the total number of people tested.**

Reporting lab	Inconclusive	Negative	Positive	Percent positive	Total
BROOKDALE CITRUS			12	100%	12
VERITAS RESEARCH CORP			12	100%	12
APPLE DIAGNOSTICS LAB		5	7	58%	12
WORLD WRESTLING ENTERTAINMENT			12	100%	12
NURSING PLUS OF BROWARD LLC		1	11	92%	12
PANCARE HEALTH - WEWA ELEMENTARY			12	100%	12
STEWART MELBOURNE HOSPITAL, INC	1		11	92%	12
TNC WALK IN CLINIC		9	3	25%	12
WOODLAND TOWERS		6	6	50%	12
CARENOW URGENT CARE-BRENTWOOD		8	4	33%	12
CVS TN5639POCT FARRAGUT		10	2	17%	12
FLORIDA PRESBYTERIAN HOMES INC		11	1	8%	12
ACADIAN DIAGNOSTIC LABORATORIES		8	4	33%	12
ST PETER'S UNIVERSITY HOSPITAL		9	3	25%	12
MERCY MEDICAL CENTER		5	7	58%	12
SOMA MEDICAL CENTER, P.A.			12	100%	12
PULSE & REMEDY LLC			12	100%	12
FAMILY MEDICINE AT LONGWOOD			12	100%	12
MEDEXPRESS URGENT CARE - TIMBERLAKE		11	1	8%	12
LAB UNKNOWN		1	11	92%	12
FHCP-PORT ORANGE		3	9	75%	12
SENIOR HOME CARE INC		11			11
NORTHERN WESTCHESTER HOSPITAL LABORATORY		9	2	18%	11
ARNOT OGDEN MEDICAL CENTER LABORATORY		11			11
WATSON HEALTHCARE		8	3	27%	11
SAMARITAN MEDICAL CENTER		11			11
FAMILY PRACTICE ON THE GO		6	5	45%	11
FIRST CHOICE PEDIATRICS WINTER SPRINGS		10	1	9%	11
WINTER PARK CARE AND REHABILITATION			11	100%	11
UNIVERSITY CENTRA CARE		10	1	9%	11
VIRTUA WEST JERSEY HOSPITAL VOORHEES		9	2	18%	11
CARE FAST MURABELLA		7	4	36%	11
MAIN STREET MEDICAL CENTER OF CRESTVIEW PA		1	10	91%	11
MHHS All Lab Subsection		11			11
MINUTECLINIC DIAGNOSTIC OF LOUISIANA		10	1	9%	11
GENESIS		7	4	36%	11
LEHIGH VALLEY HOSPITAL		3	8	73%	11
TMH FSU RAPID LABORATORY		2	9	82%	11
ELITE HOME HEALTH SERVICES		11			11
COMMUNITY HEALTH OF SOUTH FLORIDA			11	100%	11
PALM BEACH PATHOLOGY		9	2	18%	11
PRIMECARE AT PORT ORANGE			11	100%	11
BIOTECH CLINICAL LABORATORIES, INC.		1	10	91%	11
GEORGE W FERGUSON MD-CONCIERGE MEDICAL SERVICES PL		10	1	9%	11
THE TERRACE OF SAINT CLOUD		9	2	18%	11
WHITE-WILSON MEDICAL CENTER		11			11
CORNER OAK ESTATE LLC		11			11

# COVID-19: testing by laboratory

Data through Feb 6, 2021 verified as of Feb 7, 2021 at 09:25 AM

Data in this report are provisional and subject to change.

The numbers in the table below represent the number of Florida and non-Florida residents for whom test results were received by the Department of Health. A person can be tested by more than one laboratory and can have both positive and negative results. **Therefore, the sum of the numbers in each column will be larger than the total number of people tested.**

Reporting lab	Inconclusive	Negative	Positive	Percent positive	Total
GNT ASSOCIATES		10	1	9%	11
QUOTIENT SCIENCES LABS LLC			11	100%	11
MEDICAL CENTER AFFILIATES WEST PALM			11	100%	11
St Joseph's Hospital & Medical Center		10	1	9%	11
REDMED CLINIC OF ARLINGTON		10	1	9%	11
TROPICANA		5	6	55%	11
FLORIDA MEDICAL CLINIC IM MLK		9	2	18%	11
MEDEXPRESS URGENT CARE-ALTOONA		9	2	18%	11
SEMORAN FAMILY HEALTH LLC		10	1	9%	11
MOUNT DORA PEDIATRICS		9	2	18%	11
CARINGTON MANOR		11			11
St. Annes Nursing Center, St. Annes Residence, Inc.		11			11
CULINARY INSTITUTE OF AMERICA STUDENT	3	8			11
SURGERY CENTER OF CORAL GABLES LLC,THE		9	2	18%	11
GADSDEN REGIONAL MEDICAL CENTER		11			11
SANFORD PEDIATRIC ASSOCIATES, PA		9	2	18%	11
CARLOS PORTU MD, PLLC			11	100%	11
BELLEVUE HOSPITAL CENTER DEPARTMENT		11			11
PRIMECARE ACQUISITION FAMILY PRACTICE INC		11			11
WEEMS MEMORIAL HOSPITAL		7	4	36%	11
TELEVISIT PALM BAY FAMILY PRACTICE		9	2	18%	11
WANTAGH URGENT CARE		8	3	27%	11
AVENTURA HOSPITAL AND MEDICAL CENTER			11	100%	11
ACCESS HEALTH CARE PHYSICIANS LLC		4	7	64%	11
MORTON PLANT MEASE			11	100%	11
DMH STEINHATCHEE FAMILY MEDICINE		8	3	27%	11
MINUTECLINIC DIAGNOSTIC OF TN, PC 374		7	4	36%	11
ST JOSEPHS HOSPITAL SOUTH HOSPITAL			11	100%	11
WELLMED AT SOUTH PARSONS		9	2	18%	11
AIM LABORATORIES			11	100%	11
CITRUS CARE CLINIC			11	100%	11
BAPTIST PRIMARY CARE PONTE VEDRA		6	5	45%	11
EMERALD COAST PEDIATRICS			11	100%	11
PINELLAS COUNTY HEALTH DEPARTMENT		2	9	82%	11
ADVENTHEALTH MEDICAL GROUP CARE CLINIC AT		8	3	27%	11
ST ANTHONY'S HOSP PATIENT CARE SERVICE			11	100%	11
ALCOVE ASSISTED LIVING FACILITY		11			11
UMHC/SYLVESTER AT KENDALL		1	10	91%	11
NIGHT LITE PEDIATRICS CENTER, LLC		1	10	91%	11
DESOTO HEALTH AND REHAB LLC		7	4	36%	11
MINUTECLINIC DIAGNOSTIC OF TN PC #6415		9	1	10%	10
AMBRY GENETICS CORPORATION		10			10
BROOKDALE PANAMA CITY		9	1	10%	10
MINUTECLINIC DIAGNOSTIC OF LOUISIANA,		9	1	10%	10
LPG CONVENIENT CARE AT METRO		10			10
BROWARD HEALTH CARE			10	100%	10
CARENOW URGENT CARE-WEST END		7	3	30%	10

# COVID-19: testing by laboratory

Data through Feb 6, 2021 verified as of Feb 7, 2021 at 09:25 AM

Data in this report are provisional and subject to change.

The numbers in the table below represent the number of Florida and non-Florida residents for whom test results were received by the Department of Health. A person can be tested by more than one laboratory and can have both positive and negative results. **Therefore, the sum of the numbers in each column will be larger than the total number of people tested.**

Reporting lab	Inconclusive	Negative	Positive	Percent positive	Total
CARENOW URGENT CARE - EAST NASHVILLE		8	2	20%	10
Lehigh Acres Health and Rehabilitation			10	100%	10
APPALACHIAN REGIONAL HEALTHCARE SYSTEM		10			10
HIGH TOWER ALF LLC		9	1	10%	10
CREATIVE TESTING SOLUTIONS		3	7	70%	10
URGENT CARE USA LLC		1	9	90%	10
NOT INDICATED		1	9	90%	10
MEDEXPRESS URGENT CARE PARKERSBURG		8	2	20%	10
BOCA RATON REGIONAL HOSPITAL LAB			10	100%	10
TMH PHYSICIAN PARTNERS - MONTICELLO		8	2	20%	10
ADVENTIST HEALTH SYSTEM FLORIDA DEPT OF HEALTH		6	4	40%	10
URGENT CARE CENTER AT PINNACLE		4	6	60%	10
MEDICAL LABORATORY DIAGNOSTICS			10	100%	10
Grand Villa of Clearwater		8	2	20%	10
BAPTIST HEALTH			10	100%	10
MEDEXPRESS URGENT CARE-KATY		7	3	30%	10
LAKE BALDWIN CBOC		9	1	10%	10
CLINIC OF PEDIATRICS & GI MEDICINE INC			10	100%	10
SHERMAN-ABRAMS LABORATORY INC		9	1	10%	10
STATEN ISLAND UNIVERSITY HOSPITAL SEGUINE AVE		9	1	10%	10
EMERALD COAST HOSPICE - CRESTVIEW		10			10
FLEMING ISLAND CENTER FOR CLINICAL RESEARCH		10			10
BLOCK NATION CHASE		4	6	60%	10
MEDEXPRESS URGENT CARE - SEMINOLE SQUA		9	1	10%	10
NORTH OKALOOSA PHYSICIAN GROUP		10			10
MOSOLF PEDIATRICS			10	100%	10
VETERNANS ADMINISTRATION			10	100%	10
CBC LAB		3	7	70%	10
PLYMOUTH HARBOR INCORPORATED		9	1	10%	10
COMMUNITY HEALTH CENTER		2	8	80%	10
MED LABS DIAGNOSTICS		5	5	50%	10
PARROTT MEDICAL CLINIC			10	100%	10
ADEPT INPATIENT MEDICAL SERVICES PC		10			10
BEAUMONT LABORATORY			10	100%	10
ADVANCED URGENT CARE CENTER			10	100%	10
MEYER PEDIATRICS CHTD		10			10
PBC PREMIER FAMILY HEALTH			10	100%	10
HOPE HEALTHCARE		10			10
Maury Regional Hospital		6	4	40%	10
ST VINCENT'S URGENT CARE		9	1	10%	10
VIERA FAMILY MEDICINE AND WELLNESS		6	4	40%	10
FAMILY MEDICINE AT HUNTERS CREEK		10			10
ASSOCIATES MD CYPRESS CREEK			10	100%	10
MEDEXPRESS URGENT CARE CHARLESTON		6	4	40%	10
CONSULATE HEALTH CARE OF PENSACOLA			10	100%	10
ADVENTHEALTH MEDICAL GROUP		9	1	10%	10
KIDSVILLE PEDIATRICS			10	100%	10



# COVID-19: testing by laboratory

Data through Feb 6, 2021 verified as of Feb 7, 2021 at 09:25 AM

Data in this report are provisional and subject to change.

The numbers in the table below represent the number of Florida and non-Florida residents for whom test results were received by the Department of Health. A person can be tested by more than one laboratory and can have both positive and negative results. **Therefore, the sum of the numbers in each column will be larger than the total number of people tested.**

Reporting lab	Inconclusive	Negative	Positive	Percent positive	Total
ONEIDA HEALTHCARE CENTER		8	2	20%	10
ISLAND COAST PEDIATRICS IN-HOUSE LAB		10			10
THE VILLAGES HEALTH		5	5	50%	10
RPC@HODGES		2	8	80%	10
Hialeah Nursing And Rehabilitation Center		6	4	40%	10
MEDEXPRESS URGENT CARE - LAFAYETTE		9	1	10%	10
WELLMED AT PORT ST LUCIE WEST		6	4	40%	10
Hackensack Umc Mountainside		9	1	10%	10
ESTATES MEDICAL CENTER INC			10	100%	10
SAVANNAH MANOR ASSISTED LIVING COMMUNITY			10	100%	10
JOHN W NORRIS III MD PA	1		9	90%	10
VASCONCELLO COHEN MD PA		9	1	10%	10
Westchester General Hospital			10	100%	10
MIDNIGHT MEDICINE			10	100%	10
ACCESS PHARMACY		10			10
VITALANT		1	9	90%	10
ENCOMPASS HOME HEALTH OF THE SOUTHEAST LLC		10			10
PANCARE HEALTH - VERNON ELEMENTARY			10	100%	10
COVANCE CENTRAL LABORATORY			10	100%	10
ILLINOIS DEPT OF PUBLIC HEALTH LAB - SPRINGFIELD			10	100%	10
LAKE NONA MEDICAL SERVICES		3	7	70%	10
AMERICAN HOUSE FORT MYERS		10			10
ADVENTHEALTH MEDICAL GROUP PEDIATRICS AT		2	8	80%	10
HCR MANORCARE		10			10
BONITA PHARMACY		10			10
NEW JERSEY DEPARTMENT OF HEALTH COMMUNICABLE DISEASE SERVICE		3	7	70%	10
PRORENATA LABS		2	8	80%	10
MISSOURI DEPARTMENT OF HEALTH AND SENIOR SERVICES			10	100%	10
CORONA PATHOLOGY		10			10
MEDEX REGIONAL LABORATORIES LLC		1	9	90%	10
ALABAMA DEPARTMENT OF PUBLIC HEALTH		1	9	90%	10
TENNESSEE DEPARTMENT OF HEALTH (TDH) - CENTRAL LABORATORY		2	8	80%	10
SAMARITAN HOSPITAL LABORATORY		8	1	11%	9
MINUTECLINIC DIAGNOSTIC OF NEW MEXICO		9			9
RIVERSIDE MEDICAL GROUP		8	1	11%	9
BAYFRONT HEALTH ST PETERSBURG		8	1	11%	9
CLAYMED OF NORTH FLORIDA			9	100%	9
THORNBURG PEDIATRICS		9			9
WINDSOR OF GAINESVILLE		9			9
AVALON FAMILY RESORT ASSISTED LIVING LLC		9			9
RICHMOND UNIVERSITY MEDICAL CENTER		7	2	22%	9
EMERGENCY MEDICAL CENTER		3	6	67%	9
MONROE COUNTY HOSPITAL		6	3	33%	9
ROSECASTLE			9	100%	9
MEDEXPRESS URGENT CARE- MARYLAND		8	1	11%	9
NATURE COAST REGIONAL MEDICAL CENTER			9	100%	9
PEDIATRIC HEALTH CARE ALLIANCE			9	100%	9

# COVID-19: testing by laboratory

Data through Feb 6, 2021 verified as of Feb 7, 2021 at 09:25 AM

Data in this report are provisional and subject to change.

The numbers in the table below represent the number of Florida and non-Florida residents for whom test results were received by the Department of Health. A person can be tested by more than one laboratory and can have both positive and negative results. **Therefore, the sum of the numbers in each column will be larger than the total number of people tested.**

Reporting lab	Inconclusive	Negative	Positive	Percent positive	Total
WESTCHESTER GENERAL HOSPITAL BLOOD GAS LAB			9	100%	9
NEMOURS CHILDREN'S PRIMARY CARE VERO BEACH			9	100%	9
MEDLAB ASSOCIATES LLC		9			9
BUENA VIDA ESTATES			9	100%	9
AZALEA HEALTH		2	7	78%	9
CHEMISYS LABORATORIES		1	8	89%	9
CVS MINUTE CLINIC DIAGNOSTIC OF WISCONSIN		9			9
FAMILY PRACTICE OF DAVIE INC			9	100%	9
MINUTECLINIC DIAGNOSTIC OF TN, PC 4992		9			9
CROSSROADS URGENT CARE, PLLC		9			9
OPTIMAL CARE PEDIATRICS			9	100%	9
YORKVILLE PEDIATRIC URGENT CARE		9			9
WILTON MANORS HEALTH & REHABILITATION CENTER			9	100%	9
ORLANDO CLINICAL RESEARCH CENTER		8	1	11%	9
MEDI STATION			9	100%	9
MEDEXPRESS URGENT CARE - PANTOPS		8	1	11%	9
MAINSTREET FAMILY CARE			9	100%	9
MEDEXPRESS URGENT CARE - WINCHESTER GATEWAY		7	2	22%	9
CVS MO8590POCT KANSAS CITY		5	4	44%	9
VILLAGE PLACE HEALTH AND REHAB		9			9
PRECISION GENETICS			9	100%	9
MINUTE CLINIC DIAGNOSTIC OF VIRGINIA, LLC		9			9
MIAMI BEACH MEDICAL GROUP LLC			9	100%	9
BAYONET POINT HOSPITAL			9	100%	9
RUSSELL MEDICAL CENTER		8	1	11%	9
MONTEFIORE MEDICAL CENTER LABORATORIES - WEILER		7	2	22%	9
CVS PHARMACY NO 274		9			9
CARENOW URGENT CARE-MT JULIET		8	1	11%	9
HEALTH NETWORK LABORATORIES		6	3	33%	9
NORTHSHORE UNIVERSITY HEALTHSYSTEM EVANSTON HOSPITAL LAB			9	100%	9
BRENNITY AT VERO BEACH, THE			9	100%	9
ASHRAF MEDICAL GROUP PLLC DBA PULSE M		8	1	11%	9
URGENT CARE & FAMILY PRACTICE CENTER			9	100%	9
FLORIDA MEDICAL CLINIC - MULTI SPECIALTY CAMPUS		2	7	78%	9
MAIMONIDES MEDICAL CENTER		6	3	33%	9
UNAVAILABLE/UNKNOWN/NO INFORMATION FOUND			9	100%	9
CVS HEALTH, #3396		9			9
GCPM MANUAL MICROBIOLOGY		1	8	89%	9
Manor Care of Dunedin		6	3	33%	9
Signature Healthcare of Ormond		9			9
PATEL MEDICAL VENTURES		8	1	11%	9
CVS MINUTE CLINIC DIAGNOSTIC MED GRP OF CA		9			9
ORANGE PARK PEDIATRIC ASSOCIATES		1	8	89%	9
NIGHT OWL PEDIATRICS URGENT CARE			9	100%	9
CVS MINUTE CLINIC DIAGNOSTIC PA		7	2	22%	9
GAMMA DIAGNOSTIC LAB LLC			9	100%	9
ALACHUA			9	100%	9

# COVID-19: testing by laboratory

Data through Feb 6, 2021 verified as of Feb 7, 2021 at 09:25 AM

Data in this report are provisional and subject to change.

The numbers in the table below represent the number of Florida and non-Florida residents for whom test results were received by the Department of Health. A person can be tested by more than one laboratory and can have both positive and negative results. **Therefore, the sum of the numbers in each column will be larger than the total number of people tested.**

Reporting lab	Inconclusive	Negative	Positive	Percent positive	Total
RED MOUNTAIN DIAGNOSTICS		9			9
MICHIGAN DEPARTMENT OF COMMUNITY HEALTH		1	8	89%	9
WINDSOR WOODS REHAB & HEALTHCARE CTR		8	1	11%	9
OMNI			9	100%	9
Consulate Health Care of Brandon		7	2	22%	9
LAKEVIEW HEALTH SYSTEMS			9	100%	9
WEEMS MEDICAL CENTERS		5	4	44%	9
MOBILE RESPONSE DIAGNOSTICS LLC		8	1	11%	9
COLLIER COUNTY JAIL		9			9
MINUTECLINIC DIAGNOSTIC OF TN PC #320		8	1	11%	9
CLEVELAND TENNESSEE HOSPITAL COMPANY		8	1	11%	9
PALM BAY URGENT CARE PL		1	8	89%	9
ROSEMONT GARDENS INC		9			9
LOREY ALF		9			9
CHILDREN'S HEALTH CENTER INC.		7	2	22%	9
MINUTE CLINIC LLC #1448		8	1	11%	9
NORTHWEST FLORIDA COMMUNITY HOSPITAL LABORATORY		8	1	11%	9
WADSWORTH CENTER - DAVID AXELROD INSTITUTE		8	1	11%	9
UNIVERSITY MEDICAL CENTER		8	1	11%	9
WINDSOR OF SAN PABLO, THE		6	3	33%	9
RIVERWOOD CENTER,THE			9	100%	9
MIDMICHIGAN MEDICAL CENTER			9	100%	9
Rosewood Healthcare and Rehabilitation Center		5	4	44%	9
PALM BAY FAMILY PRACTICE		4	5	56%	9
PERSONAL PEDIATRICS PA		7	2	22%	9
GRAND VILLA OF ENGLEWOOD		5	4	44%	9
ADVENT HEALTH - FOUR CORNERS ER		8	1	11%	9
ANY LAB TEST NOW INC			9	100%	9
CVS MINUTE CLINIC, LLC		7	2	22%	9
LAKE NONA MEDICAL SERVICE LLC		9			9
RHODE ISLAND DEPARTMENT OF HEALTH			9	100%	9
MOLECULAR PATHOLOGY LABORATORY			9	100%	9
IGENEX INC		9			9
INTERIM HEALTHCARE OF NORTHWEST FLORIDA INC		8	1	11%	9
MEDEXPRESS URGENT CARE - MONROE		9			9
COLLIER COUNTY HEALTH DEPT.		4	5	56%	9
OUR HOME AT BEACON HILL			9	100%	9
PINELLAS PARK FIRE DEPARTMENT		8			8
HEALTHMARK REGIONAL HOSPITAL LAB		4	4	50%	8
LIFE'S SPECIAL MOMENTS INC		8			8
ALACHUA COUNTY HEALTH DEPARTMENT		1	7	88%	8
MEDEXPRESS URGENT CARE - BENTON HARBOR		8			8
DEPARTMENT OF HEALTH- CITRUS COUNTY		1	7	88%	8
METHODIST HOSPITAL			8	100%	8
WESTPAC LABS INC	1		7	88%	8
DOH-TAMPA BRANCH LABORATORY (MLK BLVD)		4	4	50%	8
MEDEXPRESS URGENT CARE - WASHINGTON		6	2	25%	8

# COVID-19: testing by laboratory

Data through Feb 6, 2021 verified as of Feb 7, 2021 at 09:25 AM

Data in this report are provisional and subject to change.

The numbers in the table below represent the number of Florida and non-Florida residents for whom test results were received by the Department of Health. A person can be tested by more than one laboratory and can have both positive and negative results. **Therefore, the sum of the numbers in each column will be larger than the total number of people tested.**

Reporting lab	Inconclusive	Negative	Positive	Percent positive	Total
COLLIER BLVD HMA PHYSICIAN MANAGEMENT,, LLC			8	100%	8
INTERNAL MEDICINE AND AESTHETICS OF NAPLES LLC		8			8
DOH JACKSONVILLE CENTRAL LABORATORY		3	5	63%	8
THE WOLFF CENTER FOR CHILD & ADOLESCENT HEALTH			8	100%	8
DORAL URGENT CARE			8	100%	8
SOMA MEDICAL CENTER, PA #4 FLORIDA MANGO			8	100%	8
AFC URGENT CARE - CEDAR GROVE		8			8
LIFE CARE CITRUS COUNTY			8	100%	8
PUTNAM FAMILY CARE INC		3	5	63%	8
MINUTECLINIC DIAGNOSTIC OF NORTH		7	1	13%	8
MAGNOLIA PEDIATRICS GROUP LLC			8	100%	8
METROPOLITAN CHARITIES INC		7	1	13%	8
CVS MINUTE CLINIC DIAGNOSTIC		7	1	13%	8
BEAUMONT EMERGENCY CENTER			8	100%	8
RIVERVIEW REGIONAL MEDICAL CENTER		6	2	25%	8
ST. JOSEPH HOSPITAL AND HEALTH CARE INC.			8	100%	8
ALLINA HEALTH - ABBOTT NORTHWESTERN HOSPITAL		5	3	38%	8
SYLVESTER AT PLANTATION LABORATORY		7	1	13%	8
DAVID LAWRENCE CENTER INC		7	1	13%	8
CIAN DIAGNOSTICS			8	100%	8
MEDEXPRESS URGENT CARE MONACA		8			8
SURGOINSVILLE PHARMACY		8			8
HEALTHPARK MEDICAL CTR NURSING SVC		8			8
THOMAS JEFFERSON UNIVERSITY HOSPITAL		4	4	50%	8
NITIN BAWA PROFESSIONAL ASSOCIATES			8	100%	8
PHASE2 LABS	2	4	2	25%	8
FLORIDA CLINICAL LAB		1	7	88%	8
FORT PIERCE FAMILY CARE INC		3	5	63%	8
ST CLOUD PHYSICIAN MANAGMENT LLC		7	1	13%	8
DOCTOR'S IN-HOUSE LAB/COMMUNITY HEALTH CENTERS OF PINELLAS – CLEARWATE			8	100%	8
BENSONHURST URGENT CARE		8			8
MINUTECLINIC DIAGNOSTIC OF MINNESOTA		8			8
INTERNAL MEDICINE ASSOCIATES OF JACKSON HOSPITAL			8	100%	8
VETERANS AFFAIRS MEDICAL CENTER - OUTPATIENT			8	100%	8
PRIMARY CARE SPECIALISTS OF ORLANDO LLC		6	2	25%	8
DOCTOR'S IN HOUSE LAB			8	100%	8
JX REF LAB			8	100%	8
MINUTE CLINIC LLC #5733		8			8
MINUTE CLINIC		1	7	88%	8
GULF COAST MEDICAL GROUP		2	6	75%	8
Sunset Lake Health and Rehabilitation Center		8			8
FAMILY MEDICINE OF WESTON LLC			8	100%	8
THE MARY IMOGENE BASSETT HOSPITAL		8			8
FLORIDA HOSPITAL PHYSICIAN GROUP		3	5	63%	8
MID-HUDSON VALLEY DIVISION OF WESTCHESTER MEDICAL		8			8
PENSACOLA CLUSTER			8	100%	8
VIGILINT HEALTHCARE		5	3	38%	8

# COVID-19: testing by laboratory

Data through Feb 6, 2021 verified as of Feb 7, 2021 at 09:25 AM

Data in this report are provisional and subject to change.

The numbers in the table below represent the number of Florida and non-Florida residents for whom test results were received by the Department of Health. A person can be tested by more than one laboratory and can have both positive and negative results. **Therefore, the sum of the numbers in each column will be larger than the total number of people tested.**

Reporting lab	Inconclusive	Negative	Positive	Percent positive	Total
FLORIDA HOSPITAL WINTER PARK		7	1	13%	8
MONTEFIORE MEDICAL CENTER LABORATORIES - NORTH		8			8
NORTHSIDE HOSPITAL		2	6	75%	8
NORTHWEST FLORIDA COMMUNITY HOSPITAL 3RD FLOOR		8			8
CARROLL GARDENS URGENT CARE		8			8
HUNTINGTON URGENT CARE		8			8
CVS NC187POCT CHARLOTTE		8			8
HUNTINGTON VILLAGE URGENT CARE		8			8
CVS MINUTE CLINIC DIAGNOSTIC OF TEXAS, LLC		8			8
ST CHARLES HOSPITAL LABORATORY		8			8
KINDRED HOSPITAL OCALA		6	2	25%	8
GENE STREET LABORATORIES, LLC		6	2	25%	8
ST VINCENTS PRIMARY CARE		4	4	50%	8
BLOOMING GARDENS OF CARE INC		8			8
LANE PEDIATRICS PA			8	100%	8
SARASOTA - ROBERT L TAYLOR COMMUNITY CENTER		1	7	88%	8
WATERFORD AT CREEKSIDE, THE			8	100%	8
PASSPORT HEALTH OF TAMPA BAY		8			8
X-GENE MOLECULAR LABS		1	7	88%	8
GOLISANO CHILDREN'S HOSPITAL OF SOUTHWEST FLORIDA		6	2	25%	8
CONSULATE HEALTH CARE		7	1	13%	8
FLORIDA MEDICAL CL ODOM TPA		4	4	50%	8
MULBERRY CARE CENTER		5	3	38%	8
BARTON PARKER OD PC		8			8
ORMOND BEACH CENTRA CARE			8	100%	8
ST JUDE LABORATORIES		6	2	25%	8
FOUNTAINVIEW BY FIVE STAR QUALITY CARE		7	1	13%	8
BRILLIANCE ASSISTED LIVING			8	100%	8
ROBERT WOOD JOHNSON HOSPITAL		7	1	13%	8
MED TECH SERVICES OF PALM BEACH INC		8			8
FLORIDA HEART AND VASCULAR MULTISPECIALTY GROUP		8			8
MEDEXPRESS URGENT CARE - SALEM		4	4	50%	8
MINUTE CLINIC DIAGNOSTIC OF SC, LLC #42		7	1	13%	8
LAKE CONWAY URGENT CARE LLC		2	6	75%	8
ENT AND ALLERGY ASSOCIATES OF FLORIDA LLC		7	1	13%	8
PUTNAM COUNTY EMERGENCY RESCUE SERVICE		5	3	38%	8
FHCP-ORANGE CITY			8	100%	8
ORLANDO ORTHOPAEDIC OUTPATIENT SURGERY CENTER		5	3	38%	8
PALM BEACH COUNTY HEALTH DEPARTMENT LABORATORY			8	100%	8
IU HEALTH PATHOLOGY		1	7	88%	8
CIGNA ONSITE HEALTH LLC		2	6	75%	8
MINUTECLINIC DIAGNOSTIC OF TN PC #6435		8			8
ORLANDO HEALTH PHYSICIAN ASSOCIATES		4	4	50%	8
FAST PACE MEDICAL CLINIC PLLC		6	2	25%	8
MEDICANA NURSING AND REHAB CENTER			8	100%	8
WHITE SANDS OUTPATIENT SERVICES (WSOP SERVICES LLC		8			8
URGENT MEDICAL CENTER INC		2	6	75%	8



# COVID-19: testing by laboratory

Data through Feb 6, 2021 verified as of Feb 7, 2021 at 09:25 AM

Data in this report are provisional and subject to change.

The numbers in the table below represent the number of Florida and non-Florida residents for whom test results were received by the Department of Health. A person can be tested by more than one laboratory and can have both positive and negative results. **Therefore, the sum of the numbers in each column will be larger than the total number of people tested.**

Reporting lab	Inconclusive	Negative	Positive	Percent positive	Total
OPTUM SILVER LAKES			8	100%	8
INSPIRED LIVING AT PALM BAY		7	1	13%	8
BAPTIST OUTPATIENT			8	100%	8
EXECUTIVE MEDICAL SERVICES		8			8
ARCHBOLD MEMORIAL HOSPITAL/LAB		3	5	63%	8
PALM BEACH CDH - DELRAY BEACH			8	100%	8
MEDEXPRESS URGENT CARE, BUTLER		5	3	38%	8
MEDEXPRESS URGENT CARE - CHRISTIANBURG		7	1	13%	8
ADVANCED RESEARCH FOR HEALTH IMPROVEMENT		6	2	25%	8
LAKE CO SCHOOLS EMPLOYEE HEALTH & WELLNESS CENTER	1	6	1	13%	8
ATLANTIC CONSOLIDATED LABORATORY		8			8
HARBORCHASE OF DR PHILLIPS		7	1	13%	8
HOLY NAME MEDICAL CENTER	1	6	1	13%	8
FLORIDA MENTOR		7	1	13%	8
WELLIGENT		1	7	88%	8
VITAS HEALTHCARE CORPORATION OF FL			8	100%	8
MC DIAGNOSTIC OF CONNECTICUT, PC #1960		8			8
GENEUS DIAGNOSTICS			8	100%	8
MEDEXPRESS URGENT CARE-LATROBE		8			8
LUXOR SCIENTIFIC LLC		1	7	88%	8
URGENT TEAM MANAGEMENT OF TENNESSEE		7	1	13%	8
JOHNS HOPKINS MEDICAL LABORATORIES		1	7	88%	8
JACKSON CLINIC PA,THE		4	4	50%	8
CHILDREN'S HEALTHCARE OF ATLANTA/EGLESTON		8			8
LYNMOORE,THE		7			7
FLORIDA HOSPITAL KISSIMMEE		4	3	43%	7
PEDIATRICS OF CENTRAL FLORIDA		5	2	29%	7
KEYSTONE PLACE AT NAPLES PRESERVE		4	3	43%	7
IRL MARKET LAB			7	100%	7
Thermopolis Rehabilitation Wellness		7			7
DR PHILLIPS MEDICAL WELLNESS CENTER		7			7
AVON PARK PEDIATRICS			7	100%	7
TRUE HEALTH DIAGNOSTICS		1	6	86%	7
ELLIS HOSPITAL LABORATORY		6	1	14%	7
REMISE OCCUPATIONAL HEALTH SOLUTIONS INC			7	100%	7
ALLEGRO - TAMPA	1	4	2	29%	7
ST VINCENT'S CHILTON		5	2	29%	7
OKLAHOMA STATE DEPARTMENT OF HEALTH-PUBLIC HEALTH LABORATORY			7	100%	7
BAPTIST PEDIATRICS		6	1	14%	7
MEDEXPRESS URGENT CARE, JOHNSTOWN		6	1	14%	7
BRADENTON PHYSICIANS MEDICAL CENTER			7	100%	7
ENCOMPASS HOME HEALTH OF THE SOUTHEAST LLC□		7			7
MIAMI COMPREHENSIVE MEDICINE GROUP PA		4	3	43%	7
SENIOR LIVING IV SUN CITY LLC		6	1	14%	7
DOCTORS CLINICAL LABORATORY, INC		5	2	29%	7
UHEALTH UNIVERSITY OF MIAMI			7	100%	7
MINUTECLINIC INCORPORATE, LLC		5	2	29%	7

# COVID-19: testing by laboratory

Data through Feb 6, 2021 verified as of Feb 7, 2021 at 09:25 AM

Data in this report are provisional and subject to change.

The numbers in the table below represent the number of Florida and non-Florida residents for whom test results were received by the Department of Health. A person can be tested by more than one laboratory and can have both positive and negative results. **Therefore, the sum of the numbers in each column will be larger than the total number of people tested.**

Reporting lab	Inconclusive	Negative	Positive	Percent positive	Total
SOUTHERN LABORATORY SERVICES OF NWF		7			7
BLOOMINGDALE PEDIATRIC ASSOCIATES PA			7	100%	7
ACCESS HOME HEALTH OF FLORIDA LLC		7			7
MEDEXPRESS URGENT CARE-DUBOIS		7			7
CVS PHARMACY #8800		5	2	29%	7
BELLE GLADES HEALTH CLINIC			7	100%	7
FHMG_FM AND IM AVALON PARK		2	5	71%	7
MEDEXPRESS URGENT CARE - MAPLE DRIVE		7			7
DALLAS COUNTY HEALTH AND HUMAN SERVICES			7	100%	7
BOCA BIOLISTICS LLC			7	100%	7
HNL LAB MEDICINE		5	2	29%	7
VERMONT DEPARTMENT OF HEALTH		1	6	86%	7
ENCOMPASS HEALTH REHABILITATION OF SEA PINES		7			7
DIAGNOSTIC CLINIC		6	1	14%	7
CARENOW URGENT CARE-GREEN HILLS		7			7
BARTRAM CROSSING		7			7
CVS MINUTE CLINIC DIAGNOSTIC OF TEXAS,LLC		5	2	29%	7
KEY TRAINING CENTER			7	100%	7
MINUTECLINIC, LLC #4230		6	1	14%	7
FLORIDA DEPARTMENT OF HEALTH WASHINGTON COUNTY		3	4	57%	7
MORTON PLANT NORTH BAY HOSPITAL			7	100%	7
OCALA FAMILY MEDICAL CENTER		7			7
FLORIDA STATE HOSPITAL CLINICAL LABORATORY		7			7
NEW YORK PRESBYTERIAN - LOWER MANHATTAN		7			7
PBC FOUND CARE INC			7	100%	7
DOCTOR'S IN-HOUSE LAB/COMMUNITY HEALTH CENTERS OF PINELLAS -PINELLAS P			7	100%	7
COMMUNITY MEDICAL AND DENTAL CARE INC		7			7
Grand Villa of Dunedin		1	6	86%	7
PASSPORT HEALTH			7	100%	7
CARENOW URGENT CARE-DONELSON		5	2	29%	7
WILDLIGHT LAB			7	100%	7
ST VINCENT'S ST CLAIR		4	3	43%	7
NORTHDALE REHABILITATION CENTER			7	100%	7
MINUTE-CLINIC DIAGNOSTIC OF VIRGINIA		6	1	14%	7
URGENT CARE OF NEW YORK		7			7
MEDEXPRESS URGENT CARE - BEECH GROVE		6	1	14%	7
PANCARE HEALTH - HOSFORD SCHOOL			7	100%	7
FLORIDA CENTER FOR DERMATOLOGY LABORATORY			7	100%	7
QUE		4	3	43%	7
UF HEALTH			7	100%	7
RIVER OAKS TREATMENT CENTER			7	100%	7
HOLY GARDEN ALF, INC.		7			7
MEDEXPRESS ELKINS		7			7
MINUTECLINIC, LLC, #4160		4	3	43%	7
CARENOW URGENT CARE-MADISON		7			7
FLORIDA HOSPITAL APOPKA		6	1	14%	7
CARESOUTH HHA HOLDINGS OF TALLAHASSEE LLC		7			7

# COVID-19: testing by laboratory

Data through Feb 6, 2021 verified as of Feb 7, 2021 at 09:25 AM

Data in this report are provisional and subject to change.

The numbers in the table below represent the number of Florida and non-Florida residents for whom test results were received by the Department of Health. A person can be tested by more than one laboratory and can have both positive and negative results. **Therefore, the sum of the numbers in each column will be larger than the total number of people tested.**

Reporting lab	Inconclusive	Negative	Positive	Percent positive	Total
KANSAS DEPARTMENT OF HEALTH		2	5	71%	7
NORTON HEALTHCARE			7	100%	7
GRAND VILLA OF ORMOND BEACH		5	2	29%	7
MADISON COUNTY HEALTH DEPARTMENT		5	2	29%	7
SOUTHEASTERN PEDIATRIC ASSOCIATES			7	100%	7
CORAL LANDING ASSISTED LIVING		5	2	29%	7
ORLANDO MEDICAL CENTER PL			7	100%	7
DEBARY HEALTH AND REHABILITATION CENTER		6	1	14%	7
MEDEXPRESS URGENT CARE - HOT SPRINGS		7			7
NOVANT HEALTH INPATIENT CARE		2	5	71%	7
VICTORIAN MANOR		2	5	71%	7
GRAND VILLA OF PINELLAS PARK		6	1	14%	7
MEDLABS DIAGNOSTICS		7			7
MINUTECLINIC DIAGNOSTIC OF TN PC #386		7			7
DOTHAN PEDIATRIC CLINIC			7	100%	7
GRACE WELLNESS CENTER LLC		6	1	14%	7
BROOKDALE LAKE ORIENTA			7	100%	7
JUPITER ISLAND PUBLIC SAFETY		5	2	29%	7
LIZS ADULT CARE		7			7
LAWTON CHILES HEALTH CENTER		1	6	86%	7
TRUE HEALTH		5	2	29%	7
A LILIKO'I PHARMACY LLC		7			7
GENTRY PARK ORLANDO ASSISTED LIVING		6	1	14%	7
Ocoee Health Care Center		7			7
NEWPATH DIAGNOSTICS		4	3	43%	7
KENDALL REGIONAL MEDICAL CNTR			7	100%	7
EL PARAISO HOME INC		7			7
SOUTH FLORIDA ENT ASSOCIATES, INC			7	100%	7
HARLEM HOSPITAL CENTER		6	1	14%	7
MERCY HEALTH—MUSKEGON		6	1	14%	7
ILLINOIS DEPARTMENT OF PUBLIC HEALTH			7	100%	7
OAKMONTE VILLAGE OF DAVIE			7	100%	7
MONTEFIORE NYACK HOSPITAL AFFILIATED LABORATORY		7			7
CVS MINUTE CLINIC DIAGNOSTIC OF VIRGINIA		7			7
LEPE'S HOUSE			7	100%	7
MIAMI BEACH MEDICAL GROUP			7	100%	7
CITY OF CLEARWATER EMPLOYEE HEALTH CENTER		1	6	86%	7
CARE ATC - CITY OF BOYNTON BEACH		2	5	71%	7
HEALTH CARE LABORATORY SERVICES		1	6	86%	7
BAYFRONT MEDICAL			7	100%	7
DYNAMIC HEALTH CENTERS INC		3	4	57%	7
ATMORE NURSING CENTER		6	1	14%	7
SOUTH COM HEALTH CLINIC, DEPT. OF THE ARMY		7			7
FAMILY HEALTH CENTER AT PORT ST JOHN		4	3	43%	7
WYOMING COUNTY COMMUNITY HOSPITAL LABORATORY		7			7
SEA LEVEL LABS			7	100%	7
SCHOOL OF PHARMACY AND PHARMACEUTICAL		7			7

# COVID-19: testing by laboratory

Data through Feb 6, 2021 verified as of Feb 7, 2021 at 09:25 AM

Data in this report are provisional and subject to change.

The numbers in the table below represent the number of Florida and non-Florida residents for whom test results were received by the Department of Health. A person can be tested by more than one laboratory and can have both positive and negative results. **Therefore, the sum of the numbers in each column will be larger than the total number of people tested.**

Reporting lab	Inconclusive	Negative	Positive	Percent positive	Total
PEDIATRICS URGENT CARE, LLC			7	100%	7
COLLIER HMA PHYSICIAN MANAGEMENT, LLC			7	100%	7
ABBAY MANOR RETIREMENT RESIDENCE INC		7			7
FLORIDA CANCER SPECIALISTS & RESEARCH INSTITUTE		6	1	14%	7
CVS NC3516POCT WINSTON SALEM		6	1	14%	7
MANATEE PEDIATRICS			7	100%	7
SUPERIOR RESIDENCES AT CALA HILLS		7			7
ECLRS		2	5	71%	7
LAB UNKNOWN		6	1	14%	7
PALM POINT BEHAVIORAL HEALTH		7			7
ST JOSEPHS CHILDRENS OUTREACH			7	100%	7
BERRYHILL MANOR		7			7
HEARTLAND PEDIATRICS OF LAKE PLACID			7	100%	7
MEDEXPRESS URGENT CARE - FAYETTEVILLE		5	2	29%	7
MINUTE CLINIC DIAGNOSTIC OF SOUTH CAROLINA		6	1	14%	7
SOMA MEDICAL CENTER MD PA #7 PEDIATRICS			7	100%	7
MINUTECLINIC DIAGNOSTIC OF OKLAHOMA		5	2	29%	7
UNIVERSITY OF WASHINGTON MEDICAL CENTER			7	100%	7
EMBRY-RIDDLE AERONAUTICAL UNIVERSITY HEALTH			7	100%	7
MINUTECLINIC, LLC, DBA MINUTECLINIC #6106		5	2	29%	7
LONG ISLAND UNIVERSITY - POST CAMPUS		7			7
PENINSULA CARE AND REHABILITATION CENTER			7	100%	7
Parkside Villa		7			7
FLORIDA DIGESTIVE AND LIVER SPECIALIST		7			7
OCEAN REEF MEDICAL CENTER, LLC			7	100%	7
BAYCARE MEDICAL GROUP		1	6	86%	7
CVS NC2357POCT HUNTERSVILLE		6	1	14%	7
LEE COUNTY HEALTH DEPARTMENT		4	3	43%	7
OPTUM PRIMARY CARE - FOUNTAIN OAKS		3	4	57%	7
SONORA QUEST LABORATORIES			7	100%	7
LOUISIANA DEPT OF HEALTH			6	100%	6
CVS MINUTE CLINIC DIAGNOSTIC OF NEW JERSEY		6			6
FHPG_EXP CARE W HILLSBOROUGH			6	100%	6
CLEARWATER PEDIATRIC CARE		1	5	83%	6
MEDEXPRESS URGENT CARE - HUNTINGTON WE		6			6
GRAND VILLA OF NEW PORT RICHEY		3	3	50%	6
ENIGMA DIAGNOSTIC, INC.			6	100%	6
AMERICAN HEALTH ASSOC. LABORATORY SOUTH		4	2	33%	6
MEDEXPRESS URGENT CARE - MIDLOTHIAN		6			6
QUICK CARE MED WALK IN AND URGENT CARE			6	100%	6
SOUTHEASTERN DERMATOLOGY GROUP PA		5	1	17%	6
MINUTECLINIC, LLC, MINUTECLINIC #7637		4	2	33%	6
Florida Clinical Laboratory		1	5	83%	6
BOCA VIPEDIATRICS			6	100%	6
PRESBYTERIAN HOME		6			6
OSWEGO HOSPITAL LABORATORY		6			6
GLEN FALLS HOSPITAL DEPARTMENT OF PATHOLOGY		6			6

# COVID-19: testing by laboratory

Data through Feb 6, 2021 verified as of Feb 7, 2021 at 09:25 AM

Data in this report are provisional and subject to change.

The numbers in the table below represent the number of Florida and non-Florida residents for whom test results were received by the Department of Health. A person can be tested by more than one laboratory and can have both positive and negative results. **Therefore, the sum of the numbers in each column will be larger than the total number of people tested.**

Reporting lab	Inconclusive	Negative	Positive	Percent positive	Total
ENTRUST IMMEDIATE CARE			6	100%	6
Solaris Healthcare Pensacola			6	100%	6
MINUTECLINIC DIAGNOSTIC OF NORTH CAROLINA, PC		5	1	17%	6
NORTH FLORIDA PEDIATRICS JASPER			6	100%	6
BETH ISRAEL DEACONESS MEDICAL CENTER			6	100%	6
MIAMI RESCUE MISSION CLINIC INC			6	100%	6
CAMELLIA AT DEERWOOD		2	4	67%	6
GRACE REHABILITATION CENTER OF VERO BEACH		4	2	33%	6
VENICE GREEN VILLAGE		3	3	50%	6
BROWARD TRANSITIONAL CENTER			6	100%	6
ETHOS LABORATORIES		6			6
UNILAB		2	4	67%	6
CORNERSTONE PEDIATRICS		1	5	83%	6
SIMEDHEALTH LLC		2	4	67%	6
MEDEXPRESS URGENT CARE - TARENTUM		5	1	17%	6
FIRST COAST CARDIOVASCULAR INSTITUTE PA			6	100%	6
Nashville Central Laboratory		6			6
CAPE CORAL URGENT CARE		3	3	50%	6
TAMPA URGENT CARE			6	100%	6
CDRX INFUSION			6	100%	6
BROOKDALE CROWN POINT			6	100%	6
MINUTECLINIC DIAGNOSTIC OF SC, LLC #2		5	1	17%	6
MINUTECLINIC DIAGNOSTIC OF TN PC #242		4	2	33%	6
DELIVER MY MEDS CORP		6			6
CAPITAL HEALTH PLAN LABORATORIES			6	100%	6
UNILAB OF DADE INC			6	100%	6
GENETIC TECHNOLOGICAL INNOVATIONS			6	100%	6
Northwell Lab		2	4	67%	6
CVS CA9165POCT SAN DIEGO		6			6
RICH STREET GROUP HOME			6	100%	6
MEDICAL PAVILION CLINIC			6	100%	6
Baptist Village Retirement Communities		6			6
INTERNAL MEDICINE LIPID AND WELNNESS PRACTICE			6	100%	6
CAPRONA GROUP HOME			6	100%	6
SAINT PETER'S UNIVERSITY HOSPITAL		6			6
SUMMERGATE PHARMACY		5	1	17%	6
PENSACOLA PEDIATRICS MILTON			6	100%	6
UT MEMPHIS UNIVERSITY HEALTH SERVICES			6	100%	6
STPET		4	2	33%	6
HAWTHORNE INN OF LAKELAND		6			6
NEMOURS CHILDREN'S URGENT			6	100%	6
PATHGROUP LABS, LLC		4	2	33%	6
THE VILLAGES REGIONAL HOSPITAL FREESTANDING		3	3	50%	6
MEDEXPRESS URGENT CARE - BATTLE CREEK		4	2	33%	6
Fouraker Hills Rehab and Nursing			6	100%	6
MEDICAL CENTER AT OCEAN REEF		1	5	83%	6
TEXAS MEDCLINIC			6	100%	6



# COVID-19: testing by laboratory

Data through Feb 6, 2021 verified as of Feb 7, 2021 at 09:25 AM

Data in this report are provisional and subject to change.

The numbers in the table below represent the number of Florida and non-Florida residents for whom test results were received by the Department of Health. A person can be tested by more than one laboratory and can have both positive and negative results. **Therefore, the sum of the numbers in each column will be larger than the total number of people tested.**

Reporting lab	Inconclusive	Negative	Positive	Percent positive	Total
MINUTECLINIC MINUTECLINIC #8505		4	2	33%	6
GRAND VILLA OF DEL RAY WEST		5	1	17%	6
MINUTECLINIC, LLC #244		5	1	17%	6
PARTNERS PHARMACY OF FLORIDA LLC		6			6
TAMIAMI LAB MILLENIUM			6	100%	6
WIREGRASS MEDICAL CENTER			6	100%	6
MINUTE-CLINIC DIAGNOSTIC OF VIRGINIA, LLC #2003		5	1	17%	6
MEDEXPRESS URGENT CARE - STAUNTON		2	4	67%	6
CVS NC5591POCT STATESVILLE		5	1	17%	6
NORTHEAST ALABAMA REGIONAL MEDICAL CENTER		3	3	50%	6
XPRESS URGENT CARE LLC		6			6
BROWARD COUNTY HEALTH DEPT.			6	100%	6
NORTHERN DUTCHESS HOSPITAL LABORATORY		5	1	17%	6
CITIZENS BAPTIST MEDICAL CENTERS LAB		5	1	17%	6
CVS TN5601POCT LENOIR CITY		6			6
MEDEXPRESS URGENT CARE - MT LEBANON		4	2	33%	6
ST LUKES ROOSEVELT LABORATORY		6			6
THE PALMS REHABILITATION AND HEALTHCARE CENTER		5	1	17%	6
ORLANDO FAMILY MEDICAL INC		6			6
TERRACINA LLC		1	5	83%	6
COLUMBIA MEMORIAL HOSPITAL		6			6
KIMBERLY J HENDERSON MD PC		5	1	17%	6
Conway Lakes Health and Rehabilitation Center		6			6
WATAUGA MEDICAL CENTER		4	2	33%	6
PENN MEDICINE PRINCETON MEDICAL CENTER		6			6
CRESTWOOD MEDICAL CENTER		4	2	33%	6
DR. PHILLIPS MEDICAL WELLNESS CENTER		3	3	50%	6
SUFFRIDGE DRIVE GROUP HOME		6			6
PUBLIC HEALTH LAB		6			6
MIAMI BEACH COMMUNITY HEALTH CENTER INC			6	100%	6
CVA MINUTE CLINIC DIAGNOSTIC OF VIRGINIA, LLC		6			6
FRESENIUS KIDNEY CARE DUNEDIN			6	100%	6
JOHNS HOPKINS ALL CHILDRENS			6	100%	6
MINUTECLINIC DIAGNOSTIC OF NEW JERSEY, LLC # 7069		6			6
MINUTE CLINIC LLC #2775		6			6
FAMILY MEDICINE MEDICAL DRIVE		6			6
VIBRANT AMERICA		4	2	33%	6
PALM HARBOR DERMATOLOGY		4	2	33%	6
MINUTECLINIC, LLC #1586		4	2	33%	6
MARSHALL MEDICAL CENTER SOUTH LAB		5	1	17%	6
MC DIAGNOSTIC OF CONNECTICUT, PC # 257		5	1	17%	6
MINUTECLINIC DIAGNOSTIC OF RHODE ISLAND		4	2	33%	6
MC DIAGNOSTIC OF CONNECTICUT, PC #1966		6			6
MINUTECLINIC LLC (1435)		6			6
LUMADOC HEALTH		4	2	33%	6
HUNTERS CREEK PEDIATRICS		6			6
HOLLY HILL HOME INFUSION SERVICE		5	1	17%	6

# COVID-19: testing by laboratory

Data through Feb 6, 2021 verified as of Feb 7, 2021 at 09:25 AM

Data in this report are provisional and subject to change.

The numbers in the table below represent the number of Florida and non-Florida residents for whom test results were received by the Department of Health. A person can be tested by more than one laboratory and can have both positive and negative results. **Therefore, the sum of the numbers in each column will be larger than the total number of people tested.**

Reporting lab	Inconclusive	Negative	Positive	Percent positive	Total
MINUTECLINIC DIAGNOSTIC OF TEXAS		5	1	17%	6
CONCENTRA			6	100%	6
CVS MINUTE CLINIC DIAGNOSTIC MED GRP OF SAN		4	2	33%	6
PALMETTO HEALTH ALLIANCE		3	3	50%	6
ALL AMERICAN URGENT CARE			6	100%	6
BROOKDALE CLERMONT			6	100%	6
AMERICAN EAGLE LEESBURG AL LLC DBA VISTA LAKE			6	100%	6
CURATIVE CARE CENTER INC		1	5	83%	6
ADVENT HEALTH APOPKA		2	4	67%	6
AARK LABORATORY		6			6
URGENT TEAM - MUSCLE SHOALS		6			6
VITAS HEALTH INC			6	100%	6
RIVER CITY PRIMARY AND URGENT CARE			6	100%	6
JERSEY SHORE MEDICAL CENTER		6			6
MINUTECLINIC DIAGNOSTICS OF IND, LLC		6			6
MINUTECLINIC DIAGNOSTIC OF ILLINOIS LL		6			6
MEDEXPRESS URGENT CARE-PITTSFIELD		6			6
THE CLINIC PREMISE HEALTH			6	100%	6
MINUTECLINIC DIAGNOSTIC OF PA, LLC (1036)		5	1	17%	6
MEDEXPRESS URGENT CARE - ELM GROVE		5	1	17%	6
BAYCARE ALLIANT HOSPITAL			6	100%	6
BRIDGE DIAGNOSTICS			6	100%	6
MEDEXPRESS URGENT CARE - RICHMOND, NINE MILE RD		5	1	17%	6
YAZJI PEDIATRIC CARE LLC DBA TUKA PEDIATRICS			6	100%	6
LONGWOOD PEDIATRICS LLC			6	100%	6
CARENOW URGENT CARE-SOUTHLAKE			6	100%	6
FLORIDA WOMAN CARE LABORATORY			6	100%	6
SOMA MEDICAL CENTER PA #4			6	100%	6
ADVENTHEALTH MEDICAL GROUP MULTISPECIALTY			6	100%	6
AVANTE AT ORMOND BEACH INC			6	100%	6
MC DIAGNOSTIC OF CONNECTICUT , PC # 3		4	2	33%	6
ST. CLOUD PHARMACY AND WELLNESS CENTER		3	3	50%	6
MC DIAGNOSTIC OF CONNECTICUT PC #459		6			6
MINUTECLINIC DIAGNOSTIC OF TN PC #5671		3	3	50%	6
MEDEXPRESS URGENT CARE-PETERS TWP		5	1	17%	6
LAKEVIEW TERRACE HOME HEALTH SERVICES LLC			6	100%	6
THE WINDSOR OF OCALA		2	4	67%	6
ADULT MEDICINE OF LAKE COUNTY INC			6	100%	6
PACIFICA SUNRISE☐			6	100%	6
CAREWELL 301 - WARWICK			6	100%	6
MINUTECLINIC DIAGNOSTIC OF GEORGIA, LL		5	1	17%	6
CITYMD		1	5	83%	6
MEDEXPRESS URGENT CARE - SWANSEA, N ILLINOIS ST		5	1	17%	6
JOHN T MATHER MEMORIAL HOSPITAL LABORATORY		5	1	17%	6
FRUITVILLE URGENT CARE			6	100%	6
ASCENSION ST VINCENT'S CLAY COUNTY			6	100%	6
MINUTECLINIC, LLC #05038		6			6

# COVID-19: testing by laboratory

Data through Feb 6, 2021 verified as of Feb 7, 2021 at 09:25 AM

Data in this report are provisional and subject to change.

The numbers in the table below represent the number of Florida and non-Florida residents for whom test results were received by the Department of Health. A person can be tested by more than one laboratory and can have both positive and negative results. **Therefore, the sum of the numbers in each column will be larger than the total number of people tested.**

Reporting lab	Inconclusive	Negative	Positive	Percent positive	Total
CVS NY4098030POCT NEW YORK		6			6
ST JOSEPH WOMENS HOSPITAL			6	100%	6
LIFELINK TISSUE BANK D/B/A LIFELINK TISSUE BANK		6			6
CVS MINUTE CLINIC DIAGNOSTIC OF TN #6044		6			6
ARLINGTON OF NAPLES		6			6
TIMBER CREEK PEDIATRICS		6			6
PR HEALTH		1	5	83%	6
PROHEALTH MED		1	5	83%	6
FLORIDA SCHOOL FOR THE DEAF AND THE BLIND			6	100%	6
CHILDREN'S HOSPITAL OF PHILADELPHIA		5	1	17%	6
FLORIDA MEDICAL SPECIALISTS		2	4	67%	6
MERCY COLLEGE HEALTH OFFICE		6			6
EXPRESS CARE OF TAMPA BAY LLC		2	4	67%	6
DOCTORS EXPRESS OF ST PETERSBURG			6	100%	6
AEL KNOXVILLE			5	100%	5
UW MEDICINE VIROLOGY LAB			5	100%	5
ANYLABTEST NOW			5	100%	5
APOLLO GARDENS RETIREMENT RESIDENCE CARE		5			5
NORTHSIDE HOSPITAL ATLANTA		3	2	40%	5
ATLANTIC COMMUNITY HIGH SCHOOL		4	1	20%	5
URGENT MED INC		3	2	40%	5
MIAMI CANCER INSTITUTE			5	100%	5
NORTH PINELLAS CHILDRENS MEDICAL CENTER INC			5	100%	5
GOOD SAMARITAN MEDICAL CENTER			5	100%	5
PM PEDIATRICS OF BAYSIDE PLLC		5			5
LPG PEDIATRICS AT CAPE CORAL		5			5
HEALTH AND WELLNESS CENTER			5	100%	5
MINUTECLINIC #2860		3	2	40%	5
MEDEXPRESS URGENT CARE MURRYSVILLE		3	2	40%	5
MINUTECLINIC DIAGNOSTIC OF TN PC #442		4	1	20%	5
ST VINCENTS AMBULATORY CARE INC DBA		2	3	60%	5
HILLSBOROUGH COUNTY HEALTH DEPARTMENT			5	100%	5
SOUTH FLORIDA FAMILY HEALTH & RESEARCH CTR			5	100%	5
NEW HAMPSHIRE DEPARTMENT OF HEALTH AND HUMAN SERVICES		3	2	40%	5
MEDEXPRESS URGENT CARE PORT HURON		4	1	20%	5
MINUTECLINIC MINUTECLINIC #4977		3	2	40%	5
JACKSON SOUTH COMMUNITY HOSPITAL LAB			5	100%	5
A & R RESEARCH GROUP			5	100%	5
RIVERVIEW ALF OPERATOR LLC			5	100%	5
PEDIATRIC URGENT HEALTH CARE			5	100%	5
COVID RAPID LABS			5	100%	5
SANDALWOOD NURSING CENTER		5			5
CLAY PRIMARY & FAMILY CARE LLC			5	100%	5
PREMIER FAMILY HEALTH PA			5	100%	5
MINUTECLINIC DIAGNOSTIC OF PENNSYLVANIA, LLD #1545		5			5
WILSON PEDIATRICS			5	100%	5
MD NOW MEDICAL CENTER			5	100%	5

# COVID-19: testing by laboratory

Data through Feb 6, 2021 verified as of Feb 7, 2021 at 09:25 AM

Data in this report are provisional and subject to change.

The numbers in the table below represent the number of Florida and non-Florida residents for whom test results were received by the Department of Health. A person can be tested by more than one laboratory and can have both positive and negative results. **Therefore, the sum of the numbers in each column will be larger than the total number of people tested.**

Reporting lab	Inconclusive	Negative	Positive	Percent positive	Total
WESTMINSTER SHORES			5	100%	5
CHAMPLAIN VALLEY PHYSICIANS HOSPITAL		3	2	40%	5
PHYSICIANS REGIONAL MEDICAL CTR - COLLIER BLVD			5	100%	5
OPTUMCARE FLORIDA, LLC		3	2	40%	5
EGL GENETICS DIAGNOSTICS			5	100%	5
PEDIATRICS OF CENTRAL FLORIDA – POINCIANA		3	2	40%	5
AUGUSTA HEALTH			5	100%	5
MINUTE CLINIC DIAGNOSTIC OF PENNSYLVANIA		5			5
PALM BEACH GARDENS MEDICAL CENTER			5	100%	5
XRL SXF REF LAB		5			5
SUTTER TRACY COMMUNITY HOSPITAL			5	100%	5
FLORIDA HOSPITAL LAKE MARY		5			5
UNIVERSITY OF MIAMI MILLER SCHOOL OF MEDICINE			5	100%	5
CENTREX CLINICAL LABS INC		5			5
MINUTECLINIC, LLC #03965		5			5
OMNICARE PHARMACY OFTEXAS 1, LP DBA OMNICARE		5			5
EASTCHESTER PEDIATRIC MEDICAL GROUP		5			5
PHYSICIANS FOR CHILDREN			5	100%	5
SOUTHERN OCEAN MEDICAL CENTER		5			5
MEDEXPRESS URGENT CARE - WILLIAMSPORT		4	1	20%	5
JOE DIMAGGIO CHILDREN'S HOSPITAL		1	4	80%	5
ELITE MD GROUP INC		1	4	80%	5
LAKE NONA PEDIATRICS IN ASSOCIATION WITH NEMOURS		5			5
DIXIE COUNTY EMERGENCY SERVICES			5	100%	5
MINUTE-CLINIC DIAGNOSTIC OF VIRGINIA, LLC #794		5			5
GULF COAST PEDIATRICS OF SARASOTA PA		1	4	80%	5
MAXHEALTH		4	1	20%	5
PHYSICIANS URGENT CARE BERRY FARMS		4	1	20%	5
FINLAY		1	4	80%	5
RELIANT IMMUNE DIAGNOSTICS			5	100%	5
BAYSHORE POINTE NURSING AND REHAB CENTER			5	100%	5
DEPARTMENT OF HEALTH AND HUMAN SERVICES LANSING			5	100%	5
LEWIS COUNTY MANOR		5			5
CLEVELAND CLINIC MARTIN HEALTH NURSING & RESTORATIVE		5			5
MINUTECLINIC DIAGNOSTIC OF NORTH CAROLINA PC #5341		4	1	20%	5
MEDEXPRESS URGENT CARE-NESHANNOCK TWP		4	1	20%	5
MCR HEALTH LAWTON CHILES ADMINISTRATION STE A		1	4	80%	5
OCCMED SOLUTIONS		2	3	60%	5
FLAGLER HEALTH SERVICES INC			5	100%	5
NELSON BIOLOGICAL			5	100%	5
NIGHT LITE PEDIATRICS CENTER		1	4	80%	5
GULF COAST VETERANS HCS PANAMA CITY OPC		5			5
HENDRY REGIONAL CONVENIENT CARE CENTER			5	100%	5
OHIO DEPARTMENT OF HEALTH			5	100%	5
ST. LUCIE COUNTY HEALTH DEPARTMENT		4	1	20%	5
UCARE			5	100%	5
PINECREST PEDIATRICS GROUP LLC			5	100%	5

# COVID-19: testing by laboratory

Data through Feb 6, 2021 verified as of Feb 7, 2021 at 09:25 AM

Data in this report are provisional and subject to change.

The numbers in the table below represent the number of Florida and non-Florida residents for whom test results were received by the Department of Health. A person can be tested by more than one laboratory and can have both positive and negative results. **Therefore, the sum of the numbers in each column will be larger than the total number of people tested.**

Reporting lab	Inconclusive	Negative	Positive	Percent positive	Total
SANDGATE GARDENS REHAB & NURSING CENTER		3	2	40%	5
MANATEE COUNTY JAIL		4	1	20%	5
COPELAND MEDICAL CLINIC		3	2	40%	5
KETTERING HEALTH			5	100%	5
FAMILY CARE MEDICAL CENTER			5	100%	5
GUTHRIE MEDICAL GROUP LABORATORIES		5			5
LEE MEMORIAL HEALTH SYSTEM		2	3	60%	5
CARLOS F FUSTER MD PA		5			5
RIO PINAR HEALTH CARE			5	100%	5
Enterprise Health and Rehabilitation Center		5			5
CARL R DARNALL ARMY MEDICAL CENTER			5	100%	5
ORLANDO ORTHOPAEDIC CENTER		4	1	20%	5
ST CLOUD COMPOUNDING PHARMACY & WELLNESS CENTER		5			5
CARE RESOURCE COMMUNITY HEALTH CENTERS INC		3	2	40%	5
WALK-IN MEDICAL CARE			5	100%	5
MEDICAL CENTER OF BLOUNTSTOWN			5	100%	5
INFECTION CONTROL/ EMPHEALTH		3	2	40%	5
GREENVILLE MEMORIAL HOSPITAL LAB			5	100%	5
JUPITER ISLAND MEDICAL CLINIC INC		5			5
ADVANCED URGENT CARE OF MARATHON		1	4	80%	5
BIG BEND HOSPICE INC		5			5
MINUTECLINIC DIAGNOSTIC OF ILLINOIS		4	1	20%	5
MINUTE CLINIC, LLC #1434		5			5
ADVENTHEALTH CAR CENTER APOPKA			5	100%	5
HAVEN HOSPICE IN CHIEFLAND			5	100%	5
Life Care Center of Estero			5	100%	5
PALM GARDEN OF SUN CITY			5	100%	5
Kennedy University Hospital		5			5
LABS PLUS LLC		5			5
APEX HOME HEALTH CARE		4	1	20%	5
MINUTECLINIC DIAG OF IND LLC #6998		4	1	20%	5
MINUTECLINIC DIAGNOSTIC OF NEVADA #87		3	2	40%	5
THE SPRINGS OF PARC HILL		5			5
PEDIATRICS OF ALTAMONTE		5			5
UNIVERSITY OF MIAMI / SCCC RESEARCH LABORATORY			5	100%	5
MOUNT SINAI BROOKLYN LABORATORY		4	1	20%	5
INNOVATIVE COVID-DIVERSEY			5	100%	5
MEDEXPRESS URGENT CARE - IRVING		5			5
MINUTECLINIC, LLC, DBA MINUTECLINIC #2		5			5
COMMONS AT ORLANDO LUTHERAN TOWERS SNF			5	100%	5
MEDEXPRESS URGENT CARE - CULPEPER		5			5
URGENT CARE COASTAL GA			5	100%	5
BROOKDALE NEW PORT RICHEY			5	100%	5
UT SOUTHWESTERN MEDICAL CENTER			5	100%	5
WAKEMED		1	4	80%	5
MIAMI MEDICAL CONSULTANT PA			5	100%	5
ORLANDO FAMILY PHYSICIANS			5	100%	5



# COVID-19: testing by laboratory

Data through Feb 6, 2021 verified as of Feb 7, 2021 at 09:25 AM

Data in this report are provisional and subject to change.

The numbers in the table below represent the number of Florida and non-Florida residents for whom test results were received by the Department of Health. A person can be tested by more than one laboratory and can have both positive and negative results. **Therefore, the sum of the numbers in each column will be larger than the total number of people tested.**

Reporting lab	Inconclusive	Negative	Positive	Percent positive	Total
MEDEXPRESS URGENT CARE - CLARKSBURG		5			5
MINUTE CLINIC DIAGNOSTIC OF MICHIGAN PC		5			5
FORSYTH HOUSE			5	100%	5
VAIL VALLEY MEDICAL CENTER			5	100%	5
VIERA PEDIATRICS		1	4	80%	5
MINUTECLINIC, LLC #03268		4	1	20%	5
TANNER MEDICAL CENTER EAST AL		5			5
NORTH DADE NURSING AND REHABILITATION CENTER			5	100%	5
THE UNIVERSITY OF VERMONT MEDICAL CENTER		4	1	20%	5
FLORIDA PREMIER MEDICAL CARE PA			5	100%	5
NORTHPORT MEDICAL CENTER LAB		5			5
MEDEXPRESS URGENT CARE - GLENDALE		5			5
BROWNE MEDICAL		5			5
CVS MINUTE CLINIC DIAG OF IND LLC #5206		4	1	20%	5
REHABILITATION CENTER AT JUPITER GARDENS		5			5
PATIENT FIRST - LEESBURG			5	100%	5
WHITE WILSON MEDICAL CENTER - FWB		1	4	80%	5
FLORIDA DEPARTMENT OF HEALTH IN SARASOTA COUNTY		5			5
MINUTECLINIC DIAG OF IND, LLC #2387		5			5
WATERTOWN URGENT CARE PLLC		5			5
TULLAHOMA HMA, LLC		4	1	20%	5
CVS SC7556POCT WEST COLUMBIA		5			5
SHEEPSHEAD BAY URGENT CARE		5			5
BENTLEY CARE CENTER		5			5
URGENT CARE OF ERWIN		5			5
CAREHERE LCS- EUSTIS			5	100%	5
MINUTE CLINIC LLC #5706		4	1	20%	5
MEDEXPRESS URGENT CARE-MUNCIE		5			5
BEACH HOUSE		5			5
PRECISION LABS LLC		2	3	60%	5
MEDEXPRESS URGENT CARE - BECKLEY CROSS		4	1	20%	5
MEDEXPRESS URGENT CARE - STATE COLLEGE		4	1	20%	5
CONCENTRA URGENT CARE		1	4	80%	5
CYPRESS CREEK MEDICAL CENTER			5	100%	5
LAKE MARY HEALTH AND REHABILITATION CENTER		1	4	80%	5
PANCARE HEALTH - KATE SMITH ELEMENTARY		1	4	80%	5
KEYSTONE REHABILITATION AND HEALTH CENTER		1	4	80%	5
DIAGNOSTECHS		4	1	20%	5
UNIVERSITY OF CHICAGO MEDICAL CENTER LAB			5	100%	5
MD NOW MEDICAL CENTER INC			5	100%	5
BOROPARK URGENT CARE		4	1	20%	5
AHF PUBLIC HEALTH LABORATORY			5	100%	5
ESCAMBIA COUNTY JAIL DETENTION DIVISION		5			5
EAST BANK HOSPITAL - UNIVERSITY OF MINNESOTA MEDICAL CENTER			5	100%	5
LABCORP UNSPECIFIED		5			5
MINUTECLINIC DIAGNOSTIC OF NEW JERSEY,		5			5
EP LTC PHARMACY		4	1	20%	5

# COVID-19: testing by laboratory

Data through Feb 6, 2021 verified as of Feb 7, 2021 at 09:25 AM

Data in this report are provisional and subject to change.

The numbers in the table below represent the number of Florida and non-Florida residents for whom test results were received by the Department of Health. A person can be tested by more than one laboratory and can have both positive and negative results. **Therefore, the sum of the numbers in each column will be larger than the total number of people tested.**

Reporting lab	Inconclusive	Negative	Positive	Percent positive	Total
LAKE COUNTY DETENTION CENTER		3	2	40%	5
LONG ISLAND JEWISH FOREST HILLS HOSPITAL		5			5
CVS MINUTE CLINIC DIAGNOSTIC PA #3060		4	1	20%	5
RUSH UNIVERSITY MEDICAL CENTER LABORATORY			5	100%	5
Walker BaptistMedCtr		4	1	20%	5
MINUTE CLINIC DIAGNOSTIC OF NORTH CAROLINA		5			5
WEST PACIFIC MEDICAL LABORATORY			5	100%	5
LIVING WATERS MEDICAL CENTER			5	100%	5
SIGNATURE URGENT CARE			5	100%	5
WHEELER LABORATORY		4	1	20%	5
QUINTON MEMORIAL HEALTH CARE CENTER		5			5
FLORIDA DEPARTMENT OF HEALTH - INVERNESS		3	2	40%	5
BROWNE MEDICAL LLC		3	2	40%	5
UPMC HEALTH SYSTEM		4	1	20%	5
NOVANT HEALTH UVA		2	3	60%	5
Life Care Center of Orlando			5	100%	5
ST. PETERSBURG PEDIATRICS			5	100%	5
DOCS URGENT CARE		1	4	80%	5
BAPTIST HEALTH - TOWN CENTER			5	100%	5
URGENT CARE OF LONGWOOD			5	100%	5
NORTH FLORIDA MEDICAL CENTERS INC		1	4	80%	5
MEDEXPRESS - COLLINSVILLE BELT LINE		3	2	40%	5
AMERICAN MEDICAL RESPONSE - DENVER		2	3	60%	5
OCCUPATIONAL HEALTH CENTERS OF THE SOUTHWEST PA		4	1	20%	5
COOPER HOSPITAL/UNIVERSITY MEDICAL		5			5
OMEGA LABORATORIES		5			5
BAYSHORE LABORATORY		4	1	20%	5
Army Residence Community		5			5
ALL CHILDREN'S HOSPITAL DEPT OF GENERAL PEDIATRICS			5	100%	5
INDIAN RIVER PRIMARY CARE PA		5			5
Avalon Healthcare and Rehabilitation Center			5	100%	5
ACCENTCARE		5			5
PM PEDIATRICS OF SELDEN		3	2	40%	5
DICKSON MEDICAL ASSOCIATES PC PATH LAB		4	1	20%	5
PRECISION DIAGNOSTICS INC - NJ		5			5
SV DIAGNOSTIC LAB			5	100%	5
BETHESDA COMMUNITY HEALTH CENTER			5	100%	5
ALPHADERA LABS, LLC			5	100%	5
UCF STUDENT HEALTH SERVICES LABORATORY		2	3	60%	5
FLORIDA CLINICAL LABORATORY - BIOREFERENCE LABORATORIES		2	3	60%	5
HELIX KH UC			5	100%	5
MEDEXPRESS URGENT CARE MORGANTOWN		5			5
PUTNAM HOSPITAL CENTER LABORATORY		5			5
COLUMBIA MEMORIAL HOSPITAL LABORATORY		5			5
INTERNAL MEDICINE & PRIMARY CARE ASSOCIATES, PLC			5	100%	5
FRANCES WARDE MEDICAL LABORATORY		2	3	60%	5
URGENT TEAM - HUNTSVILLE		4	1	20%	5

# COVID-19: testing by laboratory

Data through Feb 6, 2021 verified as of Feb 7, 2021 at 09:25 AM

Data in this report are provisional and subject to change.

The numbers in the table below represent the number of Florida and non-Florida residents for whom test results were received by the Department of Health. A person can be tested by more than one laboratory and can have both positive and negative results. **Therefore, the sum of the numbers in each column will be larger than the total number of people tested.**

Reporting lab	Inconclusive	Negative	Positive	Percent positive	Total
CVS NATIONAL HARBOR MD2297714CV		5			5
NORTH SHORE HEMATOLOGY-ONCOLOGY ASSOCIATES, PC		5			5
DOTHAN WEST FAMILY MEDICINE		3	2	40%	5
ST JOHNS BIOMEDICAL LAB		5			5
WOODHULL MEDICAL AND MENTAL HEALTH CTR		5			5
PENSACOLA PEDIATRICS PA - TIGER POINT			5	100%	5
RAYMOND BASRI MD		5			5
DANIEL M LIBBY MD PLLC		5			5
GRAND VILLA OF BOYNTON BEACH		4			4
MARION AND BERNARD L SAMSON NURSING CENTER			4	100%	4
SARASOTA MEDICAL CENTER			4	100%	4
DYNACARE LABORATORIES			4	100%	4
CAPITAL HEALTH LABORATORY INC			4	100%	4
URGENT CARE - OCONEE		2	2	50%	4
MINUTECLINIC, LLC, DBA MINUTECLINIC #6		4			4
LAKE FOREST PARK OP CO LLC		4			4
MONTANA DEPARTMENT OF PUBLIC HEALTH & HUMAN SERVICES			4	100%	4
REFUGE A HEALING PLACE, THE			4	100%	4
FCHC (OB)-DARWIN SQUARE CTR.			4	100%	4
WESLEY CHAPEL INTERNAL MEDICINE AND PEDIATRICS			4	100%	4
PANCARE HEALTH - ALTHA PUBLIC			4	100%	4
IMMUNOGENOMICS LLC		1	3	75%	4
MEDEXPRESS URGENT CARE HUNTINGTON		4			4
SANFORD SOUTH UNIVERSITY		4			4
MINUTECLINIC DIAGNOSTIC OF WISCONSIN, LLC		4			4
Metro West Nursing and Rehab			4	100%	4
MEDEXPRESS URGENT CARE - SUMMERSVILLE, WEBSTER RD		4			4
MINUTECLINIC DIAGNOSTIC OF SC, LLC #7		2	2	50%	4
GUTHRIE MEDICAL GROUP - CORNING		3	1	25%	4
MEDEXPRESS URGENT CARE - TEAYS VALLEY		3	1	25%	4
ALVARO J DANGOND MD PA		4			4
UNIVERSITY OF MIAMI MILLER SCHOOL			4	100%	4
LEMOYNE COLLEGE WELLNESS CENTER FOR		4			4
MEDEXPRESS URGENT CARE - TULSA, S YALE AVE		4			4
PANCARE HEALTH - PONCE DE LEON			4	100%	4
Park Ridge Nursing Center		3	1	25%	4
PALMS WEST HOSPITAL			4	100%	4
TARPON SPRINGS PEDIATRICS, LLC			4	100%	4
MINUTECLINIC, LLC #1470		4			4
MINUTECLINIC, DIAGNOSTIC OF TEXAS, LL		4			4
THE PALMS PHARMACY, INC		4			4
UNIVERSITY OF WASHINGTON MEDICAL CENTER (UWMC) EMERGENCY DEPT.			4	100%	4
PEDIATRICS IN BREVARD-COCOA BEACH		2	2	50%	4
LATCHER LABORATORY OF A O FOX MEMORIAL		2	2	50%	4
TERENCE B MITCHELL MD, INC			4	100%	4
AURORA BAYCARE UROLOGY			4	100%	4
OKLAHOMA STATE UNIVERSITY DIAGNOSTIC LAB			4	100%	4

# COVID-19: testing by laboratory

Data through Feb 6, 2021 verified as of Feb 7, 2021 at 09:25 AM

Data in this report are provisional and subject to change.

The numbers in the table below represent the number of Florida and non-Florida residents for whom test results were received by the Department of Health. A person can be tested by more than one laboratory and can have both positive and negative results. **Therefore, the sum of the numbers in each column will be larger than the total number of people tested.**

Reporting lab	Inconclusive	Negative	Positive	Percent positive	Total
COMPREHENSIVE CLINICAL RESEARCH, LLC			4	100%	4
JOHN T MACKAY MD			4	100%	4
GRAND AVE PHARMACY			4	100%	4
MEDEXPRESS URGENT CARE PLEASANT HILLS		3	1	25%	4
MINUTECLINIC DIAG OF IND, LLC #6697		4			4
QUALITY MEDICAL CARE			4	100%	4
ELITE CARE			4	100%	4
Signature Healthcare of Savannah		4			4
ADVENTHEALTH NEW SMYRNA BEACH COMMUNITY HEALTH			4	100%	4
CVS HEALTH MINUTE CLINIC		1	3	75%	4
FLORIDA HEALTHCARE OF ORLANDO			4	100%	4
DEPARTMENT OF HEALTH AND HUMAN SERVICES STATE OF NEW HAMPSHIRE			4	100%	4
FLORIDA PRIMARY & SPECIALTY CARE		4			4
THONOTOSASSA COMMUNITY HEALTH CENTER		1	3	75%	4
CAREATC, INC.			4	100%	4
MINUTECLINIC DIAGNOSTIC OF VIRGINIA		4			4
DIAGNOSTIC & MEDICAL SPECIALISTS OF GREENWICH		2	2	50%	4
PM PEDIATRICS OF SELDEN PLLC		4			4
NU WAVE MEDICAL CENTER			4	100%	4
DISCOVERY VILLAGE AT STUART		1	3	75%	4
MEDEXPRESS URGENT CARE LAVALE		4			4
MONROE COUNTY DEPT OF PUBLIC HEALTH ST		4			4
KINDRED HOSPITAL SOUTH FLORIDA		3	1	25%	4
SJH			4	100%	4
CARE ONE PRIMARY CARE			4	100%	4
CVS OH2543POCT CANFIELD		4			4
MINUTECLINIC DIAG OF IND LLC #8651		3	1	25%	4
CVS OH2342POCT WEST CHESTER		3	1	25%	4
POWERS PEDIATRICS			4	100%	4
MEDEXPRESS - NEWARK		4			4
MARSHFIELD LABORATORIES			4	100%	4
CALIFORNIA DEPARTMENT OF PUBLIC HEALTH			4	100%	4
CHILDREN'S MEDICAL GROUP		4			4
PRL NYC PANDEMIC RESPONSE LAB			4	100%	4
UNC HOSPITAL/MCLENDON CLINICAL LABORATORIES			4	100%	4
CELEBRATION PEDIATRICS			4	100%	4
AHC Decatur County		4			4
HARBORCHASE OF VILLAGES CROSSING			4	100%	4
MEASE CONTINUING CARE		2	2	50%	4
NYU WINTHROP HOSPITAL PATHOLOGY		4			4
WALGREENS #07034		4			4
EASTERN FLORIDA STATE COLLEGE - PALM BAY CAMPUS□			4	100%	4
MINUTECLINIC DIAGNOSTIC OF KENTUCKY		4			4
BOONE DRUG & HEALTHCARE AT DEERFIELD			4	100%	4
FIFTH AVENUE PEDIATRICS		3	1	25%	4
COURTYARD GARDENS OF BOYNTON BEACH, LLC		1	3	75%	4
VIDANT MEDICAL CENTER			4	100%	4

# COVID-19: testing by laboratory

Data through Feb 6, 2021 verified as of Feb 7, 2021 at 09:25 AM

Data in this report are provisional and subject to change.

The numbers in the table below represent the number of Florida and non-Florida residents for whom test results were received by the Department of Health. A person can be tested by more than one laboratory and can have both positive and negative results. **Therefore, the sum of the numbers in each column will be larger than the total number of people tested.**

Reporting lab	Inconclusive	Negative	Positive	Percent positive	Total
MASSASHUSETTS STATE LAB INSTITUTE		1	3	75%	4
MAILBOX DIAGNOSTICS		2	2	50%	4
CLINICAL LABORATORIES OF THE BUFFALO		3	1	25%	4
CAREWELL 202			4	100%	4
DEVEREUX FLORIDA CHILDRENS CENTER			4	100%	4
FISHERMEN'S HOSPITAL			4	100%	4
MEDEXPRESS URGENT CARE - MBURG COMMONS		4			4
Advanced Care Center			4	100%	4
COMPASSION PEDIATRIC URGENT CARE LLC			4	100%	4
CAPE COD HOSPITAL			4	100%	4
SOUTHWESTERN REGIONAL MEDICAL CENTER - TULSA		4			4
VITRO MOLECULAR LABORATORIES			4	100%	4
PALM BEACH CANCER INSTITUTE			4	100%	4
THE DOCTORS CENTER HEALTHCARE-SOUTHSIDE		1	3	75%	4
Grace Rehabilitation of Vero Beach		4			4
SUMTER COUNTY HEALTH DEPARTMENT			4	100%	4
MINUTECLINIC DIAGNOSTIC OF OHIO #7790		2	2	50%	4
CELERION			4	100%	4
TRIDENT BIOMETRICS		3	1	25%	4
HOME DOCS		2	2	50%	4
MAXCARE CLINIC			4	100%	4
ASCENDI HOME HEALTH AGENCY INC			4	100%	4
ADVENT HEALTH - TUSKAWILLA		4			4
MINUTECLINIC DIAGNOSTIC OF VIRGINIA, LLC #1656		4			4
NEMOURS CHILDREN'S CLINIC			4	100%	4
MINUTE CLINIC LLC #4017		4			4
MINUTECLINIC, LLC #1492		4			4
MEMORIAL HEALTH CARE SYSTEMS			4	100%	4
FHCP – ORMOND BEACH			4	100%	4
COMMUNITY PHYSICIANS OF NORTH PORT PA			4	100%	4
BAPTIST HEALTH MEDICAL CENTER			4	100%	4
ELITE MEDICAL CENTER			4	100%	4
PARADIGM LABORATORIES			4	100%	4
OMNICARE PHARMACY OF TEXAS 1		4			4
PLEASANTVILLE OF SEBASTIAN LLC□			4	100%	4
MEMORIAL HEALTHCARE SYSTEM		1	3	75%	4
CONSULATE HEATH CARE AT WEST ALTAMONTE			4	100%	4
ARKANSAS DEPARTMENT OF HEALTH			4	100%	4
FLORENCE - HUNTSVILLE HOSPITAL URGENT CARE		3	1	25%	4
EPI			4	100%	4
ST ANTHONYS PRIMARY CARE LLC/JACKSON STREET			4	100%	4
NAVAL MEDICAL CENTER SAN DIEGO			4	100%	4
MEDEXPRESS URGENT CARE - MARKHAM STREE		3	1	25%	4
Millennium Nursing & Rehab Center		4			4
CENTERPLACE HEALTH, INC			4	100%	4
CAYUGA COUNTY HEALTH DEPARTMENT		3	1	25%	4
CVS NY491POCT JACKSON HEIGHTS		4			4



# COVID-19: testing by laboratory

Data through Feb 6, 2021 verified as of Feb 7, 2021 at 09:25 AM

Data in this report are provisional and subject to change.

The numbers in the table below represent the number of Florida and non-Florida residents for whom test results were received by the Department of Health. A person can be tested by more than one laboratory and can have both positive and negative results. **Therefore, the sum of the numbers in each column will be larger than the total number of people tested.**

Reporting lab	Inconclusive	Negative	Positive	Percent positive	Total
PANCARE HEALTH YOUNGSTOWN			4	100%	4
MEDEXPRESS URGENT CARE - SOUTH PARKERSBURG		4			4
MINUTE CLINIC OF KANSAS PA		1	3	75%	4
FRESENIUS KIDNEY CARE SOUTH ORLANDO			4	100%	4
OCHSNER MEDICAL CENTER			4	100%	4
ADVANCED PEDIATRICS OF BOCA LLC			4	100%	4
MEDEXPRESS URGENT CARE - WEIRTON		4			4
AFFINITY URGENT CARE			4	100%	4
MCKENZIE-WILLAMETTE MEDICAL CENTER LAB		4			4
CELAL GUROL ERBAY, MD			4	100%	4
BAYLOR ESOTERIC AND MOLECULAR LAB			4	100%	4
MD NOW URGENT CARE - DELRAY WEST			4	100%	4
Westminster Manor		3	1	25%	4
BIRMINGHAM VAMC		1	3	75%	4
BARTON MEMORIAL HOSPITAL		3	1	25%	4
MEDEXPRESS URGENT CARE - MOUNTAIN HOME		3	1	25%	4
NOT GIVEN		1	3	75%	4
PHYSICIANS IMMEDIATE CARE AURORA			4	100%	4
LIFE CARE HOME HEALTH SERVICES LLC		1	3	75%	4
MINUTECLINIC DIAGNOSTIC OF TN PC #6363		4			4
PDL PHARMACY CORP			4	100%	4
FLORIDA HOSPITAL ALTAMONTE		2	2	50%	4
ADVENTHEALTH MEDICAL GROUP PEDIATRIC & ADOLESCENT		3	1	25%	4
ARCPPOINT LABS OF FORT LAUDERDALE, FL CENTRAL		1	3	75%	4
OVIEDO CHILDRENS HEALTH CENTER LLC		1	3	75%	4
CVS NC4165POCT BREVARD		2	2	50%	4
USCG SECTOR ST PETE		1	3	75%	4
MINUTECLINIC, LLC #1796		3	1	25%	4
BENEVA LAKES HEALTHCARE & REHAB CENTER			4	100%	4
MINUTE CLINIC INCORPORTE		4			4
SYNEXUS CLINICAL RESEARCH US INC		2	2	50%	4
PHYSICIANS QUALITY CARE			4	100%	4
DTR LABS		3	1	25%	4
UNION CITY MANOR NURSING CENTER		4			4
MINUTE CLINIC DIAGNOSTIC MED GRP		3	1	25%	4
DEPARTMENT OF PATHOLOGY ROME MEMORIAL		3	1	25%	4
MINUTECLINIC DIANOSTIC OF VIRGINA, LL		3	1	25%	4
ST CHARLES BEND LABORATORY		3	1	25%	4
MEDEXPRESS URGENT CARE - KOKOMO		4			4
DEPARTMENT OF HEALTH/ NEW YORK			4	100%	4
PILGRIM PHARMACY INC		4			4
PHYSICIANS IMMEDIATE CARE ELGIN			4	100%	4
SIGNATURE CARE EMERGENCY CENTER		2	2	50%	4
TALLAHASSEE MEMORIAL HEALTHCARE			4	100%	4
ENCOMPASS HOME HEALTH		4			4
IMIC INC RESEARCH			4	100%	4
MIAMI COMMUNITY HEALTH CENTER INC		1	3	75%	4

# COVID-19: testing by laboratory

Data through Feb 6, 2021 verified as of Feb 7, 2021 at 09:25 AM

Data in this report are provisional and subject to change.

The numbers in the table below represent the number of Florida and non-Florida residents for whom test results were received by the Department of Health. A person can be tested by more than one laboratory and can have both positive and negative results. **Therefore, the sum of the numbers in each column will be larger than the total number of people tested.**

Reporting lab	Inconclusive	Negative	Positive	Percent positive	Total
COMMUNITY HEALTH CENTER OF WEST PALM BEACH			4	100%	4
HEALTHCARE NETWORK OF SOUTHWEST FLORIDA			4	100%	4
ABSOLUTE HEALTH		4			4
BETHPAGE EXTENDED HOURS CENTER		4			4
MINUTECLINIC DIAGNOSTIC OF MAINE, LLC		2	2	50%	4
State Lab Unspecifd			4	100%	4
MINUTECLINIC DIAGNOSTIC OF VIRGINIA, LLC #255		4			4
CARENOW URGENT CARE - CENTRAL AUSTIN		1	3	75%	4
MINUTECLINIC DIAGNOSTIC OF TN PC #643		2	2	50%	4
STEBEN COUNTY PUBLIC HEALTH		4			4
JS HEALTHCARE INC		4			4
NOVADX		2	2	50%	4
INTERMARKET FACILITY			4	100%	4
BOND & STEELE CLINIC PA D/B/A BOND CLINIC PA		4			4
HAMPTON ALF AT 24TH ROAD LLC			4	100%	4
WYOMING PUBLIC HEALTH LAB			4	100%	4
ST BARNABAS HOSPITAL		4			4
PEACEHEALTH LABORATORIES		3	1	25%	4
DES PLAINES CLINICAL LAB		2	2	50%	4
EXPRESS TEST			4	100%	4
CVS MINUTE CLINIC, LLC #22		3	1	25%	4
DERMATOLOGY SPECIALISTS OF FL - DR. JON WARD			4	100%	4
AHC of Mckenzie		4			4
REDMED OF CROSSTOWN		1	3	75%	4
THE LITTLE CLINIC			4	100%	4
MINUTE CLINIC DIAGNOSTIC OF TEXAS, LLC		4			4
CVS IN6654POCT INDIANAPOLIS		3	1	25%	4
FLORIDA CANCER SPECIALISTS AND RESEARCH		2	2	50%	4
ACCESS RECOVERY SOLUTIONS LLC			4	100%	4
MEDEXPRESS URGENT CARE - FREDERICK		4			4
MINUTECLINIC DIAG OF IND, LLC #10190		4			4
INTEGRATED FAMILY MEDICAL CENTER			4	100%	4
HARBOUR ISLAND PEDIATRICS LLC			4	100%	4
EXPRESS TESTING-ONE			4	100%	4
COMPUNET CLINICAL LAB			4	100%	4
Sunrise Health and Rehabilitation Center			4	100%	4
GENTLE HANDS MOBILE PHLEBOTOMY			4	100%	4
THE OASIS ALF		4			4
MIZELL MEMORIAL HOSPITAL			4	100%	4
MEDEXPRESS URGENT CARE - FORT WORTH S		3	1	25%	4
SunTerrace Health Care Center		3	1	25%	4
SIGNATURE CARE MONTROSE		2	2	50%	4
MEDICAL CENTER ENTERPRISE			4	100%	4
CVS NV9841POCT RENO		2	2	50%	4
MINUTE CLINIC DIAGNOSTIC OF TN PC #64		4			4
SOUTHEASTERN REGIONAL MEDICAL CENTER			4	100%	4
SONIC REFERENCE LABORATORY			4	100%	4

# COVID-19: testing by laboratory

Data through Feb 6, 2021 verified as of Feb 7, 2021 at 09:25 AM

Data in this report are provisional and subject to change.

The numbers in the table below represent the number of Florida and non-Florida residents for whom test results were received by the Department of Health. A person can be tested by more than one laboratory and can have both positive and negative results. **Therefore, the sum of the numbers in each column will be larger than the total number of people tested.**

Reporting lab	Inconclusive	Negative	Positive	Percent positive	Total
MEDICINE SHOPPE #1306 THE		3	1	25%	4
SCIENCE CARE			4	100%	4
PELICAN LANDING		1	3	75%	4
CVS TX7821POCT LEAGUE CITY		4			4
FLORIDA MEDICAL ASSOCIATES LLC			4	100%	4
MEDEXPRESS URGENT CARE, FAIRMONT		4			4
KENTUCKY CABINET FOR HEALTH AND FAMILY SERVICES			4	100%	4
HEALTHY MINORS PEDIATRIC URGENT CARE		4			4
CRESTAR LABS		2	2	50%	4
NEULIFE NEUROLOGICAL SERVICES LLC			4	100%	4
ST PETE DIRECT PRIMARY CARE		2	2	50%	4
REELFOOT FAMILY WALK IN CLINIC		3	1	25%	4
AIREVAC INTERNATIONAL		4			4
VITAL CARE URGENT CARE			4	100%	4
TRUE HEALTH- HOFFNER		3	1	25%	4
ACCENT PHYSICIAN SPECIALISTS PA		4			4
CAPTAIN JAMES A. LOVELL FEDERAL HEALTHCARE CENTER			4	100%	4
MINUTECLINIC DIAGNOSTIC MED GRP OF CA		3	1	25%	4
WILLIAM A HINTON STATE LABORATORY INSTITUTE		1	3	75%	4
KEY WEST URGENT CARE, INC		3	1	25%	4
FAMILY MEDICINE AT WATERMAN		4			4
CARENOW URGENT CARE-HERMITAGE			4	100%	4
ST. MARY'S HOSPITAL			4	100%	4
MD ANDERSON			4	100%	4
SUNRISE SENIOR LIVING OF JACKSONVILLE			4	100%	4
CORIZON HEALTH INC			4	100%	4
JUPITER CLINIC			4	100%	4
MEDEXPRESS URGENT CARE - YORK		1	3	75%	4
GENUS DIAGNOSTICS			4	100%	4
MEDEXPRESS - NEW CASTLE, DUPONT HWY		4			4
BIOTEST PLASMA CENTER		4			4
INTRACOASTAL LABS INC		4			4
LAFAYETTE NURSING AND REHAB			4	100%	4
Heartland of Boynton Beach			4	100%	4
DEPARTMENT OF HEALTH AND HUMAN SERVICES		2	2	50%	4
Calusa Harbour			4	100%	4
ORLANDO ORTHOPAEDIC OUTPATIENT SURGERY CENTER LLC		1	3	75%	4
STATCARE URGENT & WALK IN MEDICAL CARE		2	2	50%	4
BELLIN HEALTH LAB		1	3	75%	4
MERCY URGENT CARE			4	100%	4
FLORIDA HEALTH CARE PLANS STIRLING CENTER			4	100%	4
SHARP MEMORIAL HOSPITAL MICROBIOLOGY DEPT			4	100%	4
GENEVA GENERAL HOSPITAL LABORATORY		3	1	25%	4
L3HARRIS FAMILY MEDICAL CENTER			4	100%	4
CARENOW URGENT CARE - WINTER SPRINGS		3	1	25%	4
CVS NJ836POCT RUNNEMEDE		4			4
PRIMECARE		2	2	50%	4

# COVID-19: testing by laboratory

Data through Feb 6, 2021 verified as of Feb 7, 2021 at 09:25 AM

Data in this report are provisional and subject to change.

The numbers in the table below represent the number of Florida and non-Florida residents for whom test results were received by the Department of Health. A person can be tested by more than one laboratory and can have both positive and negative results. **Therefore, the sum of the numbers in each column will be larger than the total number of people tested.**

Reporting lab	Inconclusive	Negative	Positive	Percent positive	Total
GRAND VILLA OF LARGO		2	2	50%	4
MINUTECLINIC DIAGNOSTIC OF RHODE ISLAN		4			4
MINUTECLINIC, LLC #4682		2	2	50%	4
REHABILITATION CENTER OF WINTER PARK,THE			4	100%	4
MINUTECLINIC, LLC #7139		4			4
Oakwood - North Baldwins Center for Living		4			4
MC DIAGNOSTIC OF CONNECTICUT, PC #1043		4			4
MEDEXPRESS URGENT CARE - LOGAN		4			4
PERSONAL PHYSICIAN CARE PA			4	100%	4
Casa Mora Rehabilitation & Extended Care		4			4
GEORGE E WEEMS MEMORIAL HOSPITAL LAB		3	1	25%	4
DIAMOND SPEEDWAY DIALYSIS		1	3	75%	4
PPD - IXLAYER		3	1	25%	4
COMPASSION PEDIATRICS			4	100%	4
FLORIDA HEART AND VASCULAR			4	100%	4
SOMA MEDICAL CENTER PA			4	100%	4
MEDEXPRESS URGENT CARE - PRINCETON		4			4
CVS MA2172POCT NORTH GRAFTON		4			4
FAMILY TREE DNA			4	100%	4
MEDEXPRESS URGENT CARE - BLUEFIELD		3	1	25%	4
MINUTE CLINIC #8979		4			4
LEON MEDICAL CENTERS, LLC			4	100%	4
SEBRING PEDIATRICS LLC			4	100%	4
THE RETREAT AT PORT ORANGE			4	100%	4
RELIANT ACUTE CARE			4	100%	4
COVENIENT CARE MEDICAL CLINIC			4	100%	4
West Gate Village, LLC		4			4
DISCOVERY VILLAGE AT DEERWOOD			4	100%	4
Health Care Center of Jacksonville			4	100%	4
INDUSTRY LAB DIAGNOSTIC PARTNERS			4	100%	4
GASTROENTEROLOGY ASSOC OF PENSACOLA, PA		2	2	50%	4
Crowne Health Care of Montgomery		4			4
PRINCETON BMC LABORATORY		4			4
ManorCare Rehabilitation Center- Decatur		3			3
CVS OH3476POCT TIPP CITY		3			3
HEPATOLOGY DIAGNOSTIC LAB			3	100%	3
HILLVIEW LABORATORY			3	100%	3
WALGREENS #07502		3			3
NYC PUBLIC HEALTH LABS			3	100%	3
OPENTRONS PRL		2	1	33%	3
LAURELLWOOD NURSING CENTER		1	2	67%	3
MINUTE CLINIC LLC #10203		3			3
WYOMING DEPT OF HEALTH			3	100%	3
WEST TN HEALTH MED NORTH		3			3
GARCIA MORALES NELSON			3	100%	3
CARENOW-LEBANON		1	2	67%	3
MINUTECLINIC DIAGNOSTIC OF TN PC #240		3			3

# COVID-19: testing by laboratory

Data through Feb 6, 2021 verified as of Feb 7, 2021 at 09:25 AM

Data in this report are provisional and subject to change.

The numbers in the table below represent the number of Florida and non-Florida residents for whom test results were received by the Department of Health. A person can be tested by more than one laboratory and can have both positive and negative results. **Therefore, the sum of the numbers in each column will be larger than the total number of people tested.**

Reporting lab	Inconclusive	Negative	Positive	Percent positive	Total
NORTHCREST MEDICAL CENTER		1	2	67%	3
TREASURE COAST PEDIATRICS PA			3	100%	3
MEDEXPRESS URGENT CARE-SCOTT TOWNSHIP		3			3
LPG PEDIATRICS AT LEHIGH ACRES		2	1	33%	3
ALLIANCE LABS @LRMC			3	100%	3
EDWARD S BENNETT MD PLLC		3			3
VILLAGES HEALTH, THE		3			3
MINUTECLINIC DIAGNOSTIC OF NORTH CAROLINA PC #7054		3			3
WINDER NURSING INC DBA WINDER HEALTH CARE		3			3
HELIX LW UC		1	2	67%	3
CVS OH3080POCT HUBER HEIGHTS		3			3
TRANSPLANT GENOMICS INC (EUROFINS)		3			3
ADVENTHEALTH SEBRING- INFECTION CONTROL DEPARTMENT			3	100%	3
CENTRAL JERSEY URGENT CARE OF BROWN MI		3			3
FLORIDA DEPARTMENT OF HEALTH SEMINOLE COUNTY		1	2	67%	3
MEDEXPRESS URGENT CARE - WALDORF, CRAIN HWY		3			3
MORGAN STANLEY HEALTH CENTER		3			3
UNIVERSITY OF KANSAS MEDICAL CENTER			3	100%	3
ALLIANCE PEDIATRICS PA			3	100%	3
ADRIANA M CASTRO MD PA		3			3
CTRS			3	100%	3
SARASOTA PERSONAL MEDICINE		2	1	33%	3
MONROE COUNTY FIRE RESCUE		3			3
MEDEXPRESS - WILMINGTON CONCORD PIKE		2	1	33%	3
MINUTECLINIC DIAGNOSTIC OF TN, PC 6304		2	1	33%	3
THE CLINIC OF PEDIATRICS & GI MEDICINE, INC			3	100%	3
Broadview Multi-Care Center		3			3
ALABAMA DEPT PUBLIC HEALTH			3	100%	3
FIRST CARE - MIDDLESBORO			3	100%	3
SURETOX LABORATORY LLC		2	1	33%	3
ADVANCED URGENT CARE LLC		1	2	67%	3
PINELLAS PARK HEALTH CENTER - PINELLAS CHD		1	2	67%	3
BERGEN NEW BRIDGE M		3			3
MINUTECLINIC DIAGNOSTIC OF OHIO #3407		3			3
VIRTUA MEMORIAL HOSPITAL BURLINGTON COUNTY		1	2	67%	3
ASCENSION ST VINCENT'S MEDICAL CENTER		2	1	33%	3
LISTENING DOCTOR PLLC, THE			3	100%	3
NORTH SHORE HOSP. INFECTION CONTROL			3	100%	3
STEAMBOAT EMERGENCY CENTER			3	100%	3
LOCH HAVEN PEDIATRICS			3	100%	3
ADVENT HEALTH - CENTRAL PASCO ER			3	100%	3
LUVERNE HEALTH AND REHABILITATION		3			3
PARRISH MEDICAL CENTER-WAIVED TESTING		3			3
LIVINGSTON COUNTY DEPT OF HEALTH REPRO			3	100%	3
CHURCH OF SCIENTOLOGY FLAG SERVICE ORGANIZATION		2	1	33%	3
BNR PHARMACY INC		3			3
Rosedale Green		3			3



# COVID-19: testing by laboratory

Data through Feb 6, 2021 verified as of Feb 7, 2021 at 09:25 AM

Data in this report are provisional and subject to change.

The numbers in the table below represent the number of Florida and non-Florida residents for whom test results were received by the Department of Health. A person can be tested by more than one laboratory and can have both positive and negative results. **Therefore, the sum of the numbers in each column will be larger than the total number of people tested.**

Reporting lab	Inconclusive	Negative	Positive	Percent positive	Total
LEXINGTON MEDICAL CENTER		1	2	67%	3
MEDEXPRESS URGENT CARE-HERSHEY		2	1	33%	3
CENTRAL DUPAGE HOSPITAL			3	100%	3
ASSOCIATES IN MEDICINE		1	2	67%	3
THE PATHOLOGY LABORATORY		1	2	67%	3
CAN COMMUNITY HEALTH, INC		3			3
MED EXPRESS URGENT CARE PC - MARYLAND		2	1	33%	3
MINUTECLINIC DIAG OF IND LLC #1367		3			3
BROOKDALE OAKBRIDGE		1	2	67%	3
NEBRASKA DEPARTMENT OF HEALTH AND HUMAN SERVICES			3	100%	3
LEE CONVENIENT CARE AT SUMMERLIN			3	100%	3
MINUTECLINIC DIAG OF IND, LLC #6910		3			3
MEDICAL UNIVERSITY SC HOSPITAL			3	100%	3
VICAR'S LANDING NURSING HOME		2	1	33%	3
DELAWARE PUBLIC HEALTH LABORATORY		1	2	67%	3
GREENTREE MEDICAL CENTER			3	100%	3
INTERNAL MEDICINE AND WOUND CARE SPECIALIST LLC		3			3
WHITE EARTH IHS MAIN LAB		3			3
CVS IN6605POCT INDIANAPOLIS		2	1	33%	3
Mill Valley Care Center		3			3
NORTH CAROLINA DEPT OF HEALTH & HUMAN SRVCS STATE LAB OF PUBLIC HEALTH			3	100%	3
FELICIDAD MEDICAL CENTER INC			3	100%	3
SCHIFF CENTER FOR LIVER DISEASES		1	2	67%	3
ADVANCED URGENT CARE CENTER OF THE UPPER KEYS		1	2	67%	3
SUN TERRACE HEALTH CARE CENTER			3	100%	3
ERIE COUNTY PUBLIC HEALTH CLINICAL		3			3
BARONESS ERLANGER HOSPITAL		3			3
COVANCE CLS			3	100%	3
PORT ORANGE NURSING & REHAB			3	100%	3
ALLIED PHYSICIANS GROUP PLLC		3			3
PLAINVIEW PRIMARY CARE		3			3
FAMILY MEDICAL CLINIC HOMESTEAD, LLC			3	100%	3
24TH WEAPONS OF MASS DESTRUCTION - CIVIL SUPPORT		3			3
CROSSVILLE MEDICAL GROUP		1	2	67%	3
RIVER CITY MEDICAL ASSOCIATES INC			3	100%	3
NORTHWEST FLORIDA CLINICAL LAB		1	2	67%	3
ACCESS HEALTH CARE		2	1	33%	3
NEMOURS CHILDRENS PRIMARY CARE HORIZON WEST			3	100%	3
SUNDALE NURSING HOME		3			3
EXTENDICARE HEALTH & REHAB CENTER		3			3
MEDEXPRESS URGENT CARE, BELLE VERNON		3			3
PEDIATRICS AND ADOLESCENT MEDICINE		2	1	33%	3
HIALEAH SHORES NURSING AND		2	1	33%	3
MINUTE CLINIC LLC #0169		3			3
OHIO HEALTH DOCTORS HOSPITAL			3	100%	3
TUFTS MEDICAL CENTER			3	100%	3
QUEST DIAGNOSTICS PSC			3	100%	3

# COVID-19: testing by laboratory

Data through Feb 6, 2021 verified as of Feb 7, 2021 at 09:25 AM

Data in this report are provisional and subject to change.

The numbers in the table below represent the number of Florida and non-Florida residents for whom test results were received by the Department of Health. A person can be tested by more than one laboratory and can have both positive and negative results. **Therefore, the sum of the numbers in each column will be larger than the total number of people tested.**

Reporting lab	Inconclusive	Negative	Positive	Percent positive	Total
CGH MEDICAL CENTER			3	100%	3
LOUISIANA DEPT. OF HEALTH AND HOSPITALS-INFECTIOUS DISEASE EPI SECTION			3	100%	3
MAINE DEPARTMENT OF HEALTH AND HUMAN SERVICES			3	100%	3
CAREWELL URGENT CARE			3	100%	3
TRUE HEALTH – LAKE UNDERHILL		3			3
CCRX OF NORTH CAROLINA, LLC		2	1	33%	3
Englewood Health and Rehab			3	100%	3
ROAN DRUG COMPANY LLC		3			3
ADVENTHEALTH MEDICAL GROUP PEDIATRICS		1	2	67%	3
QUATRACOR PLLC		3			3
RAPID CITY RUGENT CARE			3	100%	3
ADVICE FOR OPTIMAL WELLNESS, INC			3	100%	3
MINUTECLINIC DIAG OF IND LLC #6840		3			3
MINUTE CLINIC, LLC #4650		3			3
ONSLOW MEMORIAL HOSPITAL LABORATORY		3			3
SMOKY MOUNTAIN URGENT CARE AND FAMILY MEDICINE CENTER			3	100%	3
MARYLAND STATE DEPT OF HEALTH	2		1	33%	3
SKIPPACK MEDICAL LAB			3	100%	3
GLADES COUNTY DETENTION CENTER			3	100%	3
LEESBURG COMMUNITY HEALTH CENTERS			3	100%	3
COOPER UNIVERSITY HOSPITAL LABORATORY		2	1	33%	3
CARENOW-ATASCOCITA			3	100%	3
SOFTCELL L-FORM LABORATORIES, LLC			3	100%	3
MICHIGAN HEALTH CLINIC LABORATORIES		2	1	33%	3
HUNT CLUB MEDICAL CARE			3	100%	3
BRENTWOOD SENIOR LIVING AT ST PETE			3	100%	3
IOWA DEPARTMENT OF PUBLIC HEALTH			3	100%	3
GRAND VILLA OF PALM COAST		3			3
HOUSTON METHODIST HOSPITAL			3	100%	3
BRADENTON PHYSICIAN MEDICAL CENTER			3	100%	3
PATIENT FIRST - ALLENTOWN			3	100%	3
CVS OH6123POCT CINCINNATI		2	1	33%	3
TAYLOR MANOR		1	2	67%	3
DASCENA, INC			3	100%	3
KISSIMMEE URGENT CARE		3			3
NEMOURS CHILDRENS PRIMARY CARE MAITLAND			3	100%	3
DOC PAM PA		2	1	33%	3
STRINGFELLOW MEMORIAL HOSPITAL		3			3
MONTANA PUBLIC HEALTH LAB			3	100%	3
MEDEXPRESS URGENT CARE - WHEELING		2	1	33%	3
Bethany Health and Rehab		3			3
ADVANCED PEDIATRICS			3	100%	3
FAMILY MEDICINE AT WINTER PARK			3	100%	3
MEDEXPRESS URGENT CARE - RICHMOND, W BROAD ST		3			3
FLORIDA LABORATORY ANALYSIS, LLC			3	100%	3
COVID TESTING LLC			3	100%	3
MONTEFIORE MEDICAL CENTER LABS MONTEFIORE		2	1	33%	3

# COVID-19: testing by laboratory

Data through Feb 6, 2021 verified as of Feb 7, 2021 at 09:25 AM

Data in this report are provisional and subject to change.

The numbers in the table below represent the number of Florida and non-Florida residents for whom test results were received by the Department of Health. A person can be tested by more than one laboratory and can have both positive and negative results. **Therefore, the sum of the numbers in each column will be larger than the total number of people tested.**

Reporting lab	Inconclusive	Negative	Positive	Percent positive	Total
MINUTECLINIC DIAGNOSTIC OF TEXAS LLC		2	1	33%	3
NC STATE LABORATORY OF PUBLIC HEALTH		3			3
Hunterdon Medical Center Laboratory		3			3
TIFTON CARECONNECT URGENT CARE			3	100%	3
CVS MA394POCT SEEKONK		3			3
CLINICAL CARE ASSOCIATES, INC			3	100%	3
SCIENTIFIC LABORATORY DIVISION			3	100%	3
EMERALD COAST CENTER			3	100%	3
PEPIN ACADEMIES-PASCO		3			3
Kroger 635 - The Little Clinic Dacula		3			3
FLORIDA DEPARTMENT OF HEALTH IN MIAMI DADE COUNTY		2	1	33%	3
MEDEXPRESS URGENT CARE - SOMERSET TOWNSHIP		3			3
TIEHH BIOTERRORISM RESPONSE LAB			3	100%	3
HAVEN CUSTEAD CARE CENTER			3	100%	3
FHPG FAMILY MEDICAL CENTER OF TAMPA BAY		1	2	67%	3
SOFTLAB			3	100%	3
ORCHID COVE DAYTONA			3	100%	3
UHEALTH JACKSON URGENT CARE - CUTLER BAY		1	2	67%	3
TERRACE OF ST CLOUD, THE		2	1	33%	3
MINUTECLINIC LLC #5176			3	100%	3
MOULTRIE CREEK NURSING AND REHAB			3	100%	3
LAHEY CLINIC MEDICAL CENTER			3	100%	3
ADVENT HEALTH MEDICAL GROUP FAMILY MEDICINE			3	100%	3
PRISMA HEALTH MIDLANDS			3	100%	3
SOUTH COUNTY MENTAL HEALTH CENTER INC			3	100%	3
COASTAL LABORATORIES OF FLORIDA			3	100%	3
MINUTECLINIC, LLC #5707		3			3
YATES COUNTY PUBLIC HEALTH		3			3
SPARROW CENTRAL LAB			3	100%	3
US SPECIALTY LABS			3	100%	3
GYN PATH SERVICES			3	100%	3
MEDEXPRESS URGENT CARE-CHIPPEWA		2	1	33%	3
BOLING, STEPHANIE		3			3
FOX FAMILY PRACTICE		3			3
MED FUSION			3	100%	3
MEDLAB INC		3			3
ANN STORCK CENTER INC		3			3
BEEBE MEDICAL CENTER LABORATORY		3			3
CVS NJ617POCT CEDAR GROVE		3			3
ESCO DRUG CO INC		3			3
PINELLAS POINT NURSING AND REHAB			3	100%	3
SISD EMPLOYEE HEALTH CLINIC			3	100%	3
LIFEHOPE LABS			3	100%	3
COMMUNICABLE DISEASE CONTROL/PUBLIC HEALTH EMERGENCY PREPAREDNESS			3	100%	3
MINUTECLINIC #8760		3			3
OPTUM PRIMARY CARE - SILVER LAKES			3	100%	3
PROHEALTH PRIMARY CARE - GLEN OAKS		3			3

# COVID-19: testing by laboratory

Data through Feb 6, 2021 verified as of Feb 7, 2021 at 09:25 AM

Data in this report are provisional and subject to change.

The numbers in the table below represent the number of Florida and non-Florida residents for whom test results were received by the Department of Health. A person can be tested by more than one laboratory and can have both positive and negative results. **Therefore, the sum of the numbers in each column will be larger than the total number of people tested.**

Reporting lab	Inconclusive	Negative	Positive	Percent positive	Total
MUNSON MEDICAL CENTER			3	100%	3
OPTUM OF RED ROAD		3			3
MEDICAL CENTER OF THE ROCKIES			3	100%	3
PATHOLOGY REFERENCE LAB LLC			3	100%	3
SCRIPPS CLINIC MEDICAL			3	100%	3
DOCTORS HOSPITAL RENAISSANCE			3	100%	3
HARBOUR'S EDGE		2	1	33%	3
FLORIDA GASTROENTEROLOGY ASSOCIATES PA		3			3
Bainbridge Health and Rehab		3			3
GROVES CENTER			3	100%	3
FHPG TAMPA PRIMARY CARE			3	100%	3
TAMPA		1	2	67%	3
LINCOLN MEDICAL CENTER		3			3
LIFE CARE CENTER OF SKAGIT VALLEY		3			3
COASTAL SKIN SURGERY AND DERMATOLOGY PL		3			3
FLAGLER FAMILY MEDICINE PA			3	100%	3
JS HEALTHCARE		2	1	33%	3
AUSTIN PUBLIC HEALTH			3	100%	3
SENTARA NORFOLK GENERAL HOSPITAL CENTRAL LAB			3	100%	3
INSPIRA MEDICAL CENTER VINELAND LAB		2	1	33%	3
OHIO DEPARTMENT OF HEALTH LABORATORY		2	1	33%	3
CORTLAND REGIONAL MEDICAL CENTER		3			3
MENORAH MANOR			3	100%	3
NEOGENOMICS LABORATORIES, INC		3			3
SANFORD MOBILE LAB			3	100%	3
URGENT CARE OF THE SMOKIES			3	100%	3
LOYOLA UNIVERSITY MEDICAL CENTER LABORATORY			3	100%	3
PREMIER FAMILY AND SPORTS MEDICINE		2	1	33%	3
CLEARWATER		2	1	33%	3
DEACONESS HOSPITAL			3	100%	3
NORTH DAKOTA DEPT OF HEALTH MICROBIOLOGY		1	2	67%	3
CVS GA2236POCT WOODSTOCK		3			3
HARBORCHASE OF STUART			3	100%	3
CVS CA9113POCT CHULA VISTA		3			3
CENTURY LINK SPORTS COMPLEX			3	100%	3
PROPATH			3	100%	3
YORK HOSPITAL - LABORATORY			3	100%	3
Wynfield Park Health and Rehabilitation		3			3
AVANTE INVERNESS		1	2	67%	3
Fort Gaines Health and Rehab		3			3
ACL LABORATORIES INDUSTRIAL TOXICOLOGY			3	100%	3
2412 LEBANON PIKE		2	1	33%	3
INDIANA STATE DEPARTMENT OF HEALTH LABORATORIES			3	100%	3
CVS IL8747POCT CHICAGO		3			3
ST MARYS MEDICAL CENTER			3	100%	3
BRANDON REGIONAL EMERGENCY CTR			3	100%	3
CAMPAZZI CONCIERGE MEDICAL SERVICES		2	1	33%	3

# COVID-19: testing by laboratory

Data through Feb 6, 2021 verified as of Feb 7, 2021 at 09:25 AM

Data in this report are provisional and subject to change.

The numbers in the table below represent the number of Florida and non-Florida residents for whom test results were received by the Department of Health. A person can be tested by more than one laboratory and can have both positive and negative results. **Therefore, the sum of the numbers in each column will be larger than the total number of people tested.**

Reporting lab	Inconclusive	Negative	Positive	Percent positive	Total
CVS DC1340POCT WASHINGTON		3			3
MARION COUNTY FIRE RESCUE		3			3
CVS RI1717POCT 1 CVS DR			3	100%	3
CONSOLIDATED LABORATORY SERVICES			3	100%	3
MEDEXPRESS URGENT CARE, CHAMBERSBURG		2	1	33%	3
MINUTE CLINIC LLC # 2033		2	1	33%	3
NEWSTAR MEDICAL LABORATORIES		3			3
LITTLE SPURS PEDIATRIC URGENT CARE		1	2	67%	3
Life Care Center of Citrus County		2	1	33%	3
WELLMED AT APOLLO BEACH BLVD		1	2	67%	3
COVENANT PEDIATRICS		1	2	67%	3
RHEA MEDICAL CENTER		3			3
CELEBRATION PRIMARY CARE ASSOCIATES LLC		3			3
VELOCITY CARE			3	100%	3
BAYCARE MEDICAL GROUP, INC		3			3
ALOHA HOME CARE LLC DBA ACCENTCARE HOME HEALTH OF		3			3
BNC Medical Investors, LLC Berrien Nursing & Rehabilitation Center		3			3
MEDEXPRESS URGENT CARE-ARLINGTON		2	1	33%	3
URGENT DOC - URGENT CARE CLINIC			3	100%	3
MAYO		1	2	67%	3
TMH PHYSICIAN PARTNERS BLOUNTSTOWN			3	100%	3
MINUTE CLINIC DIAG OF IND LLC #8674		3			3
CULLMAN REGIONAL MEDICAL CENTER		2	1	33%	3
SEMINOLE FAMILY HEALTH CENTER		3			3
MEDIC INFUSION PA		3			3
OHIO CVS STORES		3			3
Village on the Green			3	100%	3
Rutgers Health Rwj University Hospital - Laboratory		2	1	33%	3
FLORIDA MENTOR-POINT WEST CLUSTER		3			3
ADVANCED MEDICAL RESEARCH CENTER LLC			3	100%	3
MEADOWS AT CYPRESS GARDENS, THE		3			3
MID FLORIDA CLINICAL LABORATORY		2	1	33%	3
Lenox on the Lake			3	100%	3
SINAI PLAZA NURSING AND REHAB CENTER			3	100%	3
CULLMAN REGIONAL URGENT CARE		2	1	33%	3
WAL-MART STORES EAST LP		2	1	33%	3
NORTH BROWARD HOSPITAL DISTRICT HEALTHCARE FOR THE HOMELESS			3	100%	3
CVS MINUTE CLINIC DIAGNOSTIC MED GRP OF CAL		3			3
PEDIATRICS BY THE SEA JOG RD OFFICE			3	100%	3
EMORY BENNETT VETERANS NURSING HOME		3			3
CVS GA3766POCT DACULA		1	2	67%	3
ELITE PRIMARY CARE OF WAYCROSS			3	100%	3
ORLANDO REGIONAL HEALTH SERVICES		1	2	67%	3
MINUTECLINIC DIAGNOSTIC MED GRP OF SAN		3			3
MEDEXPRESS URGENT CARE - WICHITA, S SENECA ST		1	2	67%	3
MINUTECLINIC DIAGNOSTIC OF WISCONSIN,		3			3
MEDEXPRESS URGENT CARE- FORT WORTH N T		3			3



# COVID-19: testing by laboratory

Data through Feb 6, 2021 verified as of Feb 7, 2021 at 09:25 AM

Data in this report are provisional and subject to change.

The numbers in the table below represent the number of Florida and non-Florida residents for whom test results were received by the Department of Health. A person can be tested by more than one laboratory and can have both positive and negative results. **Therefore, the sum of the numbers in each column will be larger than the total number of people tested.**

Reporting lab	Inconclusive	Negative	Positive	Percent positive	Total
Magnolia Health and Rehab Center			3	100%	3
WINTER PARK INTERNAL MEDICINE MD PA		2	1	33%	3
CVS OH3393POCT AURORA		2	1	33%	3
Kroger 758 - The Little Clinic Providence		3			3
CVS GA2147POCT KENNESAW		2	1	33%	3
UNITY HEALTH AND REHABILITATION CENTER			3	100%	3
RICHMOND CITY DEPARTMENT OF PUBLIC HEALTH			3	100%	3
HEALTHQUEST, INC		2	1	33%	3
GREATER MOBILE URGENT CARE – SPRINGHILL			3	100%	3
VA OUTPATIENT CLINIC-NEW PORT RICHEY			3	100%	3
FLORIDA MEDICAL CLINIC -INTERNAL MED DADE CITY			3	100%	3
SIGNATURE CARE PFLUGERVILLE			3	100%	3
MINUTE-CLINIC DIAGNOSTIC OF VIRGINIA,		3			3
ROANE MEDICAL CENTER		2	1	33%	3
GAINESVILLE PEDIATRIC ASSOCIATES			3	100%	3
HEART OF FLORIDA HEALTH CENTER INC			3	100%	3
MINUTECLINIC, LLC #05814		3			3
BAPTIST HEALTH URGENT CARE AT PLANTATION		3			3
HELIX MEDICAL CENTERS		1	2	67%	3
MEDEXPRESS URGENT CARE - WILKES BARRE		2	1	33%	3
CELEBRATION PEDIATRICS PA			3	100%	3
MINUTECLINIC DIAG OF IND, LLC #6483		1	2	67%	3
SUMNER REGIONAL MEDICAL CENTER		2	1	33%	3
FRESENIUS MEDICAL CARE			3	100%	3
PUBLIC HEALTH TRUST OF MIAMI DADE COUNTY			3	100%	3
MEDEXPRESS URGENT CARE - WAXAHACHIE, N HIGHWAY 77		1	2	67%	3
ST LUKES HOSPITAL LABORATORY		2	1	33%	3
MPG JACKSONVILLE ATLANTIC BLVD		1	2	67%	3
BAPTIST PRIMARY CARE, INC.		2	1	33%	3
CURATIVE		1	2	67%	3
SAVANNAH COVE		3			3
MEDEXPRESS URGENT CARE MARTINSBURG		2	1	33%	3
Gulfport Rehabilitation Center			3	100%	3
CVS MINUTE CLINIC DIAGNOSTIC OF TEXAS		3			3
CVS MN6811POCT PLYMOUTH		3			3
ADVANCED HEART CARE OF SOUTH FLORIDA		3			3
PROGRESS PHARMACY INC			3	100%	3
MANORCARE NURSING & REHABILITATION CENTER-NAPLES		3			3
MODMD LABORATORY		3			3
TARRANT COUNTY PUBLIC HEALTH		3			3
Kroger 124 - The Little Clinic University		3			3
BETH ISRAEL MEDICAL CENTER LABS		3			3
VIRGINIA DIVISION OF CONSOLIDATED LABORATORIES			3	100%	3
BETTERMED URGENT CARE			3	100%	3
MEDEXPRESS URGENT CARE - HOLLINS		3			3
CVS TN2179POCT MURFREESBORO		3			3
CFP PHYSICIANS GROUP			3	100%	3

# COVID-19: testing by laboratory

Data through Feb 6, 2021 verified as of Feb 7, 2021 at 09:25 AM

Data in this report are provisional and subject to change.

The numbers in the table below represent the number of Florida and non-Florida residents for whom test results were received by the Department of Health. A person can be tested by more than one laboratory and can have both positive and negative results. **Therefore, the sum of the numbers in each column will be larger than the total number of people tested.**

Reporting lab	Inconclusive	Negative	Positive	Percent positive	Total
MINUTECLINIC DIAGNOSTIC OF MICHIGAN, P		3			3
MEDICAL SERVICES OF AMERICA HOME HEALTH		3			3
CUMBERLAND HEIGHTS		3			3
BROOME COUNTY HEALTH DEPARTMENT		2	1	33%	3
MINUTECLINIC, LLC #1431		2	1	33%	3
ALLIANCE FOR MULTISPECIALTY RESEARCH		3			3
EXETER HOSPITAL		3			3
UNIVERSITY OF MICHIGAN		2	1	33%	3
CUMBERLAND MEDICAL CENTER INC		3			3
MEDFIRST URGENT CARE			3	100%	3
ASPEN VALLEY HOSPITAL			3	100%	3
CVS PA813POCT RICHBORO		3			3
BEECHTREE MOLECULAR LAB LLC			3	100%	3
COVID PROCESSING SITE			3	100%	3
STUYVESANT URGENT CARE		3			3
COMMUNITY MEDICAL CENTER			3	100%	3
NOVANT HEALTH PRESBYTERIAN		2	1	33%	3
ST. LUKE'S HOSPITAL - BETHLEHEM CAMPUS		1	2	67%	3
HEARTLAND - CHARLESTON OF HANAHAN SC,		3			3
Cleveland Clinic Weston			3	100%	3
STONE CLINICAL LABORATORIES OF FL LLC		3			3
PROMPT CARE OF CENTRAL FLORIDA LLC			3	100%	3
MEDEXPRESS-HOUSTON EAST FWY		1	2	67%	3
ST. PETERSBURG PEDIATRICS- 38TH AVENUE			3	100%	3
Kroger 627 - The Little Clinic Castleberry		2	1	33%	3
MEDFUSION		2	1	33%	3
MEDEXPRESS URGENT CARE GREENSBURG		2	1	33%	3
SSM HEALTH ST LOUIS MICROBIOLOGY LABORATORY		1	2	67%	3
THOMAS LANGLEY			3	100%	3
UNIVERISTY OF MIAMI			3	100%	3
CROWNE HEALTH CARE OF FORT PAYNE		2	1	33%	3
MEDEXPRESS URGENT CARE - NORTH LITTLE		2	1	33%	3
MINUTECLINIC DIAGNOSTIC OF PENNSYLVAN		2	1	33%	3
NORTH NAPLES HOSPITAL RESPIRATORY THERAPY DEPARTMENT			3	100%	3
CVS NC6402POCT DAVIDSON		2	1	33%	3
MEDEXPRESS URGENT CARE SHADYSIDE		3			3
CVS PA1671POCT LANCASTER		3			3
Greystone Health Care Center		3			3
NORTHERN LIGHT LABORATORY		1	2	67%	3
FLORIDA HOSPITAL LABORATORIES		3			3
CVS TN7289POCT SIGNAL MOUNTAIN		3			3
CVS TX8387POCT AUSTIN		3			3
CORTLAND COUNTY HEALTH DEPARTMENT		3			3
ESTERO FIRE RESCUE		3			3
DACH MAIN LAB			3	100%	3
MEDEXPRESS URGENT CARE - LITTLE ROCK		2	1	33%	3
SHANDS AT LAKE SHORE LAB		1	2	67%	3

# COVID-19: testing by laboratory

Data through Feb 6, 2021 verified as of Feb 7, 2021 at 09:25 AM

Data in this report are provisional and subject to change.

The numbers in the table below represent the number of Florida and non-Florida residents for whom test results were received by the Department of Health. A person can be tested by more than one laboratory and can have both positive and negative results. **Therefore, the sum of the numbers in each column will be larger than the total number of people tested.**

Reporting lab	Inconclusive	Negative	Positive	Percent positive	Total
Westside Terrace		3			3
Lakeview Village		3			3
FAMILY TREE MEDICAL GROUP PA		2	1	33%	3
FLORIDA HOSPITAL PHYSICIANS GROUP		1	2	67%	3
APEX CLINICAL LABORATORIES INC		3			3
TMH PHYSICIAN PARTNERS SOUTHWOOD			3	100%	3
ALLCARE MEDICAL CENTERS PC		3			3
BROOKDALE SENIOR LIVING			3	100%	3
SUMMIT MEDICAL GROUP - WEST ORANGE		3			3
GONZALEZ MD AND ASWAD MD HEALTH SERVICES			3	100%	3
PREMIER CLINICAL RESEARCH INSTITUTE INC			3	100%	3
REGIONAL MEDICAL LAB			3	100%	3
BAPTIST OUTPATIENT SERVICES			3	100%	3
MEDEXPRESS URGENT CARE-PASADENA		3			3
MEDEXPRESS URGENT CARE-CLOQUET		3			3
Centrastate Medical Center		2	1	33%	3
MOBIL LAB FOR ALL INC		3			3
CARESPOT-WELLINGTON			3	100%	3
THE OASIS BEACHSIDE		3			3
IVY CREEK URGENT CARE OF ENTERPRISE			3	100%	3
SPRING LAKE REHABILITATION CENTER			3	100%	3
NORTON IMMEDIATE CARE CENTER - PRESTON			2	100%	2
SUNNYSIDE MANOR		2			2
Iron County Medical Care Facility		2			2
BERGEN COUNTY SURGICAL AND ENDOSCOPY CENTER		2			2
MEDEXPRESS URGENT CARE - BRIDGEVILLE		2			2
ST LUCIE COUNTY HEALTH DEPARTMENT		1	1	50%	2
GILCHRIST COUNTY FIRE DEPARTMENT			2	100%	2
TMH EC NORTHEAST LABORATORY			2	100%	2
FUTURE PEDIATRICS		1	1	50%	2
BRIGHAM AND WOMEN'S HOSPITAL			2	100%	2
RCA LABORATORY SERVICES LLC			2	100%	2
FASTCARE LLC			2	100%	2
FAMILY FIRST PEDIATRICS			2	100%	2
JULIE STAATS DO		2			2
ADVANCE FAMILY PRACTICE LLC			2	100%	2
STARMED FAMILY & URGENT CARE			2	100%	2
CVS TX10140POCT THE WOODLANDS		2			2
BRITO MEDICAL CENTER			2	100%	2
BAYSTATE MEDICAL CENTER		1	1	50%	2
ORLANDO LUTHERAN TOWERS		1	1	50%	2
CVS PA7611POCT ALLISON PARK		2			2
DALLAS MEDICAL CENTER			2	100%	2
BMC/JACSONVILLE		1	1	50%	2
RIVER CITY MEDICAL ASSOCIATES, INC			2	100%	2
MD NOW URGENT CARE CENTER INC.			2	100%	2
ASSOCIATES IN UROGYNECOLOGY MD LLC		2			2

# COVID-19: testing by laboratory

Data through Feb 6, 2021 verified as of Feb 7, 2021 at 09:25 AM

Data in this report are provisional and subject to change.

The numbers in the table below represent the number of Florida and non-Florida residents for whom test results were received by the Department of Health. A person can be tested by more than one laboratory and can have both positive and negative results. **Therefore, the sum of the numbers in each column will be larger than the total number of people tested.**

Reporting lab	Inconclusive	Negative	Positive	Percent positive	Total
CVS IN3975POCT JEFFERSONVILLE		1	1	50%	2
CROSSROADS			2	100%	2
DUKE HEALTH REGIONAL HOSPITAL			2	100%	2
MINUTE CLINIC DIAGNOSTIC OF KANSAS PA		2			2
PRECISION DIAGNOSTIC INC		2			2
Luther Acres Manor		2			2
STEWARD ST ELIZABETH MEDICAL CENTER			2	100%	2
THE CLUB AT BOYNTON BEACH, LLC			2	100%	2
MEDEXPRESS URGENT CARE-SALINA, S 9TH ST		2			2
CVS TX1104POCT ALLEN		2			2
POINT OF CARE PRIVATE HEALTH MANAGEMENT			2	100%	2
CLINICAL ASSOCIATES OF ORLANDO LLC		2			2
MEMORIAL HERMANN			2	100%	2
MINUTECLINIC 7196		2			2
FLORIDA SCHOOL FOR THE DEAF & BLIND			2	100%	2
UF HEALTH PATHOLOGY LABORATORIES			2	100%	2
MEDEXPRESS URGENT CARE - LINCOLN VILLA		2			2
MEDEXPRESS URGENT CARE - WEXFORD		2			2
DOCTORS CARE OF PALM COAST			2	100%	2
SUNSHINE PHARMACY		2			2
JACKSON LABORATORY OF GENOMIC MEDICINE		2			2
Kroger 412 - The Little Clinic Oxford		2			2
Kroger 739 - The Little Clinic La Grange Road		2			2
FLORIDA CLINICAL LABORATORY INC			2	100%	2
JEFFERSON WASHINGTON TOWNSHIP HOSPITAL		2			2
WHITESANDS OUTPATIENT TREATMENT		2			2
HEALTH & REHAB CTR AT DOLPHINS VIEW, THE			2	100%	2
BAYFRONT FAMILY HEALTH CENTER			2	100%	2
MORRISTOWN MEMORIAL HOSPITAL		2			2
JOHN D. ARCHBOLD MEM. HOSPITAL			2	100%	2
SAFE PMC		2			2
MILFORD REGIONAL HOSPITAL			2	100%	2
BAPTIST HOSPITAL NURSING/PATIENT CARE			2	100%	2
CHAPPEL GROUP RESEARCH, THE		2			2
WINDSOR AT OCALA		1	1	50%	2
CVS MINUTE CLINIC DIAGNOSTIC OF KANSAS, PA		2			2
UWMC MONTLAKE DEPT OF LAB MED			2	100%	2
PHYSICIANS CARE INC		1	1	50%	2
Timber Ridge Health Care Center			2	100%	2
TRUSTBRIDGE			2	100%	2
NDX-CORE LAB			2	100%	2
Kroger 388 - The Little Clinic Braelinn Village		2			2
CVS OH6185POCT PICKERINGTON		2			2
MALABAR FAMILY PRACTICE		1	1	50%	2
QUEST DIAGNOSTICS CLINICAL LABORATORIES INC		2			2
MAYO CLINIC GROUP PRACTICE LABORATORY			2	100%	2
PASSPORT HEALTH ORLANDO		2			2

# COVID-19: testing by laboratory

Data through Feb 6, 2021 verified as of Feb 7, 2021 at 09:25 AM

Data in this report are provisional and subject to change.

The numbers in the table below represent the number of Florida and non-Florida residents for whom test results were received by the Department of Health. A person can be tested by more than one laboratory and can have both positive and negative results. **Therefore, the sum of the numbers in each column will be larger than the total number of people tested.**

Reporting lab	Inconclusive	Negative	Positive	Percent positive	Total
COOPER CLINIC			2	100%	2
NEMOURS CHILDREN'S PRIMARY CARE THE VILLAGES		2			2
Lakeside Oaks Care Center			2	100%	2
87TH MEDICAL GROUP – MCGUIRE AMBULATORY CARE FACILITY		2			2
US LABS		2			2
DELRAY BEACH HEALTH DEPT LAB			2	100%	2
CVS IL1170POCT JOLIET		2			2
Walgreens #5984		2			2
FLORIDA PRIMARY CARE CENTER PA		2			2
NORTHWELL HEALTH			2	100%	2
NATIONWIDE LABORATORY SERVICES		1	1	50%	2
MEDEXPRESS URGENT CARE - SPRINGDALE, S 40TH STREET		2			2
MINUTE CLINIC DIAGNOSTIC OF VIRGINIA, LLC #7543		2			2
DALLAS VA MEDICAL CENTER - VA NORTH TEXAS HEALTH CARE SYSTEM			2	100%	2
SWEDISH COVENANT HOSPITAL			2	100%	2
SUMMERFIELD RETIREMENT LIVING, INC			2	100%	2
MINUTECLINIC DIAG OF IND, LLC #6908		2			2
UTMB PATHOLOGY CLINICAL SERVICES LABORATORY			2	100%	2
SUNBRIDGE CARE & REHAB FOR DECATUR		2			2
MEDEXPRESS URGENT CARE- COLUMBIA HEIGH		2			2
ROCKWALL URGENT CARE			2	100%	2
PATIENT FIRST MEDICAL CENTER-CARYTOWN			2	100%	2
MEDEXPRESS URGENT CARE, HERMITAGE		1	1	50%	2
ILLINOIS DEPT OF PUBLIC HEALTH LABS			2	100%	2
UNIVERSITY COMMUNITY HEALTH SERVICES		1	1	50%	2
SOUTHERN TENNESSEE MEDICAL CENTER			2	100%	2
MIDDLEBURG PEDIATRICS			2	100%	2
BAPTIST HEALTH LEXINGTON			2	100%	2
CVS IL8751POCT CHICAGO		2			2
WARD MEMORIAL HOSPITAL		2			2
VELOCITY URGENT CARE			2	100%	2
PALM BAY COMMUNITY OUTPATIENT CLINIC		2			2
CVS PA5241POCT CHALFONT		2			2
APPLECARE VALDOSTA			2	100%	2
THE EDGEWATER AND WATERMAN VILLAGE			2	100%	2
RIVERSIDE METHODIST HOSPITAL LAB			2	100%	2
MINUTECLINIC DIAGNOSTIC PA #3344		2			2
INTERNAL MEDICINE ASSOCIATES-DUNELLON			2	100%	2
MINUTE CLINIC LLC #6765		2			2
WESTMINSTER SUNCOAST			2	100%	2
UK HEALTHCARE			2	100%	2
HOPE HEALTH CARE, LLC		2			2
BUFFALO CROSSINGS HEALTHCARE AND REHABILITATION CENTER			2	100%	2
HARBORCHASE OF GAINESVILLE			2	100%	2
SIGNATURE HEALTHCARE OF MIDDLEBURG		2			2
MINUTECLINIC DIAGNOSTIC OF SC, LLC #4		2			2
MINUTE CLINIC DIAGNOSTIC OF VIRGINIA, LLC #1905		2			2



# COVID-19: testing by laboratory

Data through Feb 6, 2021 verified as of Feb 7, 2021 at 09:25 AM

Data in this report are provisional and subject to change.

The numbers in the table below represent the number of Florida and non-Florida residents for whom test results were received by the Department of Health. A person can be tested by more than one laboratory and can have both positive and negative results. **Therefore, the sum of the numbers in each column will be larger than the total number of people tested.**

Reporting lab	Inconclusive	Negative	Positive	Percent positive	Total
NAPHCARE INC		2			2
AKRON GENERAL MEDICAL CENTER MAIN		2			2
BAYMEADOWS PRIMARY CARE		2			2
FIRST CHOICE MEDICAL PC			2	100%	2
MOUNT SINAI AVENTURA DIAGNOSTIC CENTER			2	100%	2
The Grand Rehabilitation & Nursing Utica		2			2
NEMOURS CHILDREN'S URGENT CARE LAKE NONA			2	100%	2
BIOHEALTH MEDICAL LAB INC			2	100%	2
INSPIRIT SENIOR LIVING			2	100%	2
CVS CA8850POCT HUNTINGTON BEACH		1	1	50%	2
ORMOND BEACH URGENT CARE			2	100%	2
Georgiana Health and Rehabilitation, LLC		2			2
GENETIC ASSAYS INC			2	100%	2
COMPLETE HEALTH MEDICAL CENTER			2	100%	2
CVS GA5637POCT VILLA RICA		2			2
ASCENSION ST MICHAEL'S HOSPITAL LAB		1	1	50%	2
DOCTOR 4 U CLINIC			2	100%	2
BAPTIST HOSPITAL EMPLOYEE HEALTH OFF			2	100%	2
MEDEXPRESS URGENT CARE - BROOKHAVEN		2			2
CVS NC7213POCT MATTHEWS		2			2
CARESPOT URGENT CARE		1	1	50%	2
EMORY UNIVERSITY HOSPITAL			2	100%	2
SPRINGFIELD HOSPITAL LABORATORY			2	100%	2
MANASOTA PEDIATRICS			2	100%	2
KIDSWOOD PEDIATRICS CORP			2	100%	2
CORNERSTONE MEDICAL CARE OF BRANDON		2			2
TWELVE OAKS RECOVERY CENTER			2	100%	2
MEDEXPRESS URGEN CARE - EAST BRUNSWICK		2			2
45TH 1		2			2
BFT LAB			2	100%	2
VITAL CARE CLINIC, LLC			2	100%	2
MINUTECLINIC DIAG OF IND, LLC #5369		1	1	50%	2
TRICORE REFERENCE LABORATORY		1	1	50%	2
HENDRY/GLADES COUNTY HEALTH DEPARTMENT		2			2
Providence of Sparta Health and Rehabilitation		2			2
CRUC CMCH-COVID-19		2			2
UNIVERSITY OF MARYLAND MEDICAL CENTER			2	100%	2
VALLEY MEDICAL LABORATORY			2	100%	2
MEDEXPRESS URGENT CARE - LEDGEWOOD		2			2
SPECTRUM HEALTH			2	100%	2
CVS AZ9290POCT PHOENIX		2			2
MARTHA A PRICE MD PA		1	1	50%	2
MID-FLORIDA HEMATOLOGY AND ONCOLOGY CENTERS		2			2
LEHIGH MEDICAL AND RESEARCH CENTER, INC			2	100%	2
POINTE AT NEW PORT PLACE,THE		2			2
ANDERSON COUNTY HOSPITAL			2	100%	2
SOUTH DAKOTA DEPARTMENT OF HEALTH		2			2

# COVID-19: testing by laboratory

Data through Feb 6, 2021 verified as of Feb 7, 2021 at 09:25 AM

Data in this report are provisional and subject to change.

The numbers in the table below represent the number of Florida and non-Florida residents for whom test results were received by the Department of Health. A person can be tested by more than one laboratory and can have both positive and negative results. **Therefore, the sum of the numbers in each column will be larger than the total number of people tested.**

Reporting lab	Inconclusive	Negative	Positive	Percent positive	Total
MINIUTECLINIC DIAG OF IND, LLC #6553		2			2
IN AND OUT URGENT CARE			2	100%	2
GREEN POINT RX INC DBA ALTRU CHEMISTS		2			2
CVS NC7588POCT ASHEVILLE		2			2
LAKE BALDWIN			2	100%	2
UNITED MEMORIAL MEDICAL CENTER			2	100%	2
Warren Center for Rehabilitation and Nursing		2			2
NORTH MCALLEN PEDIATRIC CENTER			2	100%	2
WEST FLORIDA MEDICAL ASSOCIATES, PA			2	100%	2
GUIDANCE / CARE CENTER, INC		2			2
UT PATH			2	100%	2
441 URGENT CARE-MULBERRY			2	100%	2
UW HOSPITAL AND CLINICS		1	1	50%	2
MAIN STREET MEDICAL CENTERS		2			2
PALMETTO FAMILY HEALTH CENTER			2	100%	2
DOCTORS MEDICAL CTR OF WALTON COUNTY			2	100%	2
BIOMAT USA			2	100%	2
CVS TN7698POCT KNOXVILLE		2			2
VALLEY BAPTIST MEDICAL CENTER: BROWNSVILLE			2	100%	2
ORANGE COUNTY HEALTH DEPARTMENT		1	1	50%	2
KINGS BAY PEDIATRICS LLC			2	100%	2
RAINY LAKE MEDICAL CENTER			2	100%	2
MEDEXPRESS URGENT CARE-MT PLEASANT		1	1	50%	2
MEMORIAL SLOAN KETTERING CANCER CENTER		1	1	50%	2
UNIVERSTIY OF ILLINOIS HOSPITAL			2	100%	2
INTEGRITY CLINICAL RESEARCH CENTER INC		1	1	50%	2
TMH PHYSICIAN PARTNERS MONTICELLO		1	1	50%	2
Chatham Nursing and Rehab Center		2			2
SOUTHERN BREEZE HEALTHCARE		1	1	50%	2
New Jersey Aim At Smg		2			2
LEE MEMORIAL HEALTH SYSTEM D/B/A			2	100%	2
MURFREESBORO MEDICAL CLINIC		2			2
HEARTLAND HOME HEALTH CARE		2			2
MCLAREN REGIONAL MEDICAL CENTER			2	100%	2
DOWN HOME MEDICAL			2	100%	2
UNIVERSITY HOSPITALS OF CLEVELAND			2	100%	2
MINUTECLINIC MINUTECLINIC #921		2			2
STUDENT HEALTH SERVICES			2	100%	2
PANCARE HEALTH - FRANKLIN CO			2	100%	2
PALMS OF FT MYERS,THE			2	100%	2
CVS HEALTH, #2043		2			2
SCIENTIFIC LABORATORY COMPANY		2			2
BAYCARE LABORATORIES			2	100%	2
WELL HEALTH LABS			2	100%	2
PALM CITY NURSING AND REHAB CENTER			2	100%	2
LEESBURG REGIONAL MEDICAL CENTER URGENT CARE			2	100%	2
CHNJ		2			2

# COVID-19: testing by laboratory

Data through Feb 6, 2021 verified as of Feb 7, 2021 at 09:25 AM

Data in this report are provisional and subject to change.

The numbers in the table below represent the number of Florida and non-Florida residents for whom test results were received by the Department of Health. A person can be tested by more than one laboratory and can have both positive and negative results. **Therefore, the sum of the numbers in each column will be larger than the total number of people tested.**

Reporting lab	Inconclusive	Negative	Positive	Percent positive	Total
RENFREW CENTERS INC		2			2
CVS TX5877POCT PEARLAND		2			2
CVS MINUTE CLINIC DIAGNOSTIC MED GRP		2			2
WALGREENS #05477		2			2
AdventHealth Care Center Orlando North			2	100%	2
BAPTIST HEALTHCARE - LAKEVIEW CENTER INC		2			2
MINUTECLINIC DIAGNOSTIC OF TEXAS, LLC #7435		2			2
SPRINGHILL SENIOR RESIDENCE		2			2
BAYSHORE MEDICAL CENTER			2	100%	2
ATHENA CARE RESOURCES LLC		2			2
COMMUNITY HEALTH CENTERS INC			2	100%	2
UF HEALTH PATHOLOGY LABORATORIES			2	100%	2
BIRMINGHAM INTERNAL MEDICINE ASSOCIATE		1	1	50%	2
CLEVELAND CLINIC IMAGING			2	100%	2
PHOEBE BERKS HEALTH CARE CENTER		2			2
BRANDYWYNE HEALTH CARE CENTER			2	100%	2
ORLANDO FAMILY PHYSICIANS INC			2	100%	2
METROHEALTH SYSTEM			2	100%	2
DOCTOR'S IN-HOUSE LAB/COMMUNITY HEALTH CENTERS OF PINELLAS - JOHNNIE R			2	100%	2
DNA DIAGNOSTICS CENTER		2			2
PruittHealth Lakehaven		2			2
DELAWARE DIAGNOSTICS LABS			2	100%	2
PM PEDIATRICS OF SELDEN, PLLC		2			2
Bedford Care Center of Hattiesburg		2			2
TAMPA INTERNATIONAL AIRPORT			2	100%	2
JOSEF SCHENKER, MD, PC		2			2
CVS IL7017POCT BLOOMINGTON		2			2
MONROE URGENT CARE		2			2
MEDEXPRESS URGENT CARE - MARTINSVILLE		2			2
WOMENS CARE FLORIDA LLC-LABORATORY		2			2
CROSSTOWN PHARMACY		2			2
GRAND VILLA OF LAKELAND		2			2
ALASKA PUBLIC HEALTH LAB		1	1	50%	2
GRACE HEALTHCARE OF LAKE WALES		1	1	50%	2
CVS NJ2815POCT E BRUNSWICK		2			2
TENNESSEE DEPARTMENT OF HEALTH (TDH) - REGIONAL LABORATORY			2	100%	2
METHODIST MANSFIELD MEDICAL CENTER			2	100%	2
OSF ST JOSEPH MEDICAL CENTER			2	100%	2
THE WINDSOR ORTEGA		2			2
WEST COAST PEDIATRICS			2	100%	2
CVS MINUTE CLINIC DIAG OF IND, LLC #6549		2			2
UNIVERSITY HEALTH SERVICES RIVER CAMPUS		2			2
Great Lakes Health Center			2	100%	2
MISSION HOSPITAL REGIONAL MEDICAL CENTER			2	100%	2
Holiday Retirement Home			2	100%	2
SOUTHEASTERN INSTITUTE OF RESTORATIVE MEDICINE		1	1	50%	2
MIDDLE TENN MENTAL HEALTH INSTITUTE		2			2

# COVID-19: testing by laboratory

Data through Feb 6, 2021 verified as of Feb 7, 2021 at 09:25 AM

Data in this report are provisional and subject to change.

The numbers in the table below represent the number of Florida and non-Florida residents for whom test results were received by the Department of Health. A person can be tested by more than one laboratory and can have both positive and negative results. **Therefore, the sum of the numbers in each column will be larger than the total number of people tested.**

Reporting lab	Inconclusive	Negative	Positive	Percent positive	Total
ACN PHYSICIANS GROUP CORP			2	100%	2
PARKLAND HEALTH & HOSPITAL			2	100%	2
STATE OF FLORIDA			2	100%	2
DEER'S HEAD CENTER		2			2
SARASOTA IMMEDIATE CARE			2	100%	2
SPECTRA LABS		1	1	50%	2
PIEDMONT HOSPITAL LAB			2	100%	2
MIDWAY PRIMARY CARE LLC		2			2
RIVERVIEW MEDICAL CLINIC		2			2
Manorcare Health Services West Reading North		2			2
NASSAU UNIVERSITY MEDICAL CENTER DEPT		1	1	50%	2
MOBILE COUNTY HEALTH DEPARTMENT		1	1	50%	2
SANIBEL MEDICAL CLINIC			2	100%	2
FLORIDA COMMUNITY HEALTH CENTERS, INC.			2	100%	2
DMC UNIVERSITY LABORATORIES		1	1	50%	2
SANFORD REGIONAL HOSPITAL WORTHINGTON		2			2
SOUTHEAST GEORGIA HEALTH SYSTEM			2	100%	2
OCALA REGIONAL KIDNEY CENTER-WEST			2	100%	2
AUSTIN REGIONAL CLINIC MICROBIOLOGY LAB			2	100%	2
INA		1	1	50%	2
JOHNSON CITY MEDICAL CENTER		1	1	50%	2
BLACKWATER RIVER			2	100%	2
UNIVERSITY HOSPITAL OF BROOKLYN		2			2
ADVOCATE SHERMAN HOSPITAL			2	100%	2
PALM MEDICAL CENTER - PLANT CITY		2			2
ASPIRUS RIVERVIEW HOSPITAL & CLINICS INC		1	1	50%	2
Parkridge Specialty Care		2			2
INTERMOUNTAIN MEDICAL CENTER			2	100%	2
SMH PHYSICIAN SERVICES INC		2			2
SUPER HEALTH PHARMACY LLC		2			2
Elba Nursing and Rehabilitation Center, LLC		2			2
MINUTECLINIC DIAGNOSTIC OF OHIO #2964		2			2
EXCEPTIONAL EMERGENCY CENTER - AMARILLO			2	100%	2
ROCKEFELLER UNIVERSITY CLINICAL GENOMICS LABORATOR		2			2
GALEN BAYLOR EXTENSION		2			2
ROPER HOSPITAL			2	100%	2
UNIVERSITY OF MIAMI SCCC RESEARCH LABORATORY			2	100%	2
HANOVER ENDOSCOPY CENTER		2			2
ADVENTHEALTH MEDICAL GROUP PEDIATRICS AT APOPKA		2			2
BENEVA LAKES ASSISTED LIVING CENTER			2	100%	2
REGIONAL MEDICAL CENTER BAYONET POINT			2	100%	2
BOSTON MEDICAL CENTER			2	100%	2
GRAND VILLA OF MELBOURNE			2	100%	2
ALL4KIDZ PEDIATRICS LLC		2			2
MEDEXPRESS URGENT CARE - LINCOLN N 26T		2			2
CITY OF NEW YORK DEPARTMENT OF HEALTH			2	100%	2
Robert Cranfield			2	100%	2

# COVID-19: testing by laboratory

Data through Feb 6, 2021 verified as of Feb 7, 2021 at 09:25 AM

Data in this report are provisional and subject to change.

The numbers in the table below represent the number of Florida and non-Florida residents for whom test results were received by the Department of Health. A person can be tested by more than one laboratory and can have both positive and negative results. **Therefore, the sum of the numbers in each column will be larger than the total number of people tested.**

Reporting lab	Inconclusive	Negative	Positive	Percent positive	Total
CONWAY MEDICAL CENTER			2	100%	2
CVS M05655POCT LIBERTY			2	100%	2
MAGNOLIA MANOR OF COLUMBUS		2			2
PICHARDO CLINIC, THE			2	100%	2
ADVENTIST HINSDALE HOSPITAL LABORATORY			2	100%	2
CARTER BLOOD CARE			2	100%	2
CVS NJ837POCT MARLTON		2			2
GOLDSTEIN			2	100%	2
MINUTECLINIC DIAGNOSTIC OF KANSAS PA		2			2
HAMILTON COUNTY HEALTH DEPARTMENT		2			2
GIGI WOOD DAVIS DO-FAMILY MEDICINE		2			2
LABRADOR PRIMARY CARE CENTER			2	100%	2
PM PEDIATRICS OF BAYSIDE PLLC - HOPEWELL JUNCTION		2			2
BROOKS -TLC HOSPITAL SYSTEM			2	100%	2
PEACE RIVER MEDICAL CENTER		2			2
MINUTECLINIC, LLC #1452		2			2
MADISON HOSPITAL LABORATORY			2	100%	2
NORTHEAST PEDIATRICS			2	100%	2
Medilodge of Montrose		2			2
MINUTECLINIC OF NEVADA-2955 S FT APACH		2			2
SUNCREST OMNI		2			2
CARENOW LENEXA			2	100%	2
BD MEDICAL SYSTEMS			2	100%	2
MINUTECLINIC DIAGNOSTIC OF OHIO #4401		2			2
MAJESTIC GUARDIANS			2	100%	2
Iowa Veterans Home		2			2
CSS- TWELVE OAKS			2	100%	2
EAST NAPLES PEDIATRICS			2	100%	2
MINUTECLINIC DIAG OF IND LLC #1138		1	1	50%	2
AMEDISYS HOME HEALTH OF GREENVILLE			2	100%	2
BAY CORRECTIONAL AND REHABILITATION FACILITY			2	100%	2
VAULT HEALTH			2	100%	2
CAREWELL JW - WORCESTER LNC			2	100%	2
ST. ELIZABETH HEALTHCARE			2	100%	2
AFC PHYSICIANS OF FLORIDA, PA			2	100%	2
MEMORIAL HERMANN CONSOLIDATED LABORATORY SERVICES			2	100%	2
CVS IN7653POCT EVANSVILLE		1	1	50%	2
Good Samaritan Society Waukon		2			2
SPECIALTY LABORATORIES			2	100%	2
DRR JMC URGENT CARE DONALD ROSS			2	100%	2
LAB CORP OF AMER SAN DIEGO			2	100%	2
ACM MEDICAL LABORATORY ALLIANCE			2	100%	2
Workmens Circle Multicare Center		2			2
MEMORIAL HOSPITAL OF SOUTH BEND			2	100%	2
AGILE URGENT CARE			2	100%	2
STARR CITY OF ROMA COMMUNITY CENTER			2	100%	2
MEMORIAL HOSPITAL OF CARBONDALE			2	100%	2



# COVID-19: testing by laboratory

Data through Feb 6, 2021 verified as of Feb 7, 2021 at 09:25 AM

Data in this report are provisional and subject to change.

The numbers in the table below represent the number of Florida and non-Florida residents for whom test results were received by the Department of Health. A person can be tested by more than one laboratory and can have both positive and negative results. **Therefore, the sum of the numbers in each column will be larger than the total number of people tested.**

Reporting lab	Inconclusive	Negative	Positive	Percent positive	Total
CENTRAL FLORIDA PRIMARY CARE			2	100%	2
CHARLOTTE COUNTY HEALTH DEPARTMENT			2	100%	2
CVS OH5457POCT POWELL		2			2
MONICE DR.			2	100%	2
ADVANCED MEDICAL CARE			2	100%	2
PALOS COMMUNITY HOSPITAL LABORATORY			2	100%	2
APC PEDIATRICS			2	100%	2
EXPRESS CARE OF THE SHOALS		1	1	50%	2
Kroger 096 - The Little Clinic Orchard and Holly		2			2
INSPIRE HEALTHCARE CENTER			2	100%	2
THOMASVILLE REGIONAL MEDICAL CENTER		2			2
HCR MANOR CARE SERVICES OF FLORIDA III INC		2			2
LIFEPLUS HEALTHCARE GROUP INC		2			2
Greystone Nursing and Rehab, LLC			2	100%	2
CVS CT718POCT ANSONIA		2			2
STARR COUNTY MEMORIAL HOSPITAL			2	100%	2
Hartwell Health and Rehabilitation		2			2
MEDEXPRESS URGENT CARE NORWIN		2			2
HOLY TRINITY PHARMACY LLC		2			2
MINUTECLINIC, LLC #09202		1	1	50%	2
WILLAMETTE VALLEY TOXICOLOGY LLC		2			2
CVS MO5724POCT KANSAS CITY		2			2
CVS PA2582POCT SPRINGFIELD		2			2
CIGNA GATEWAY			2	100%	2
WISE HEALTH SYSTEM		1	1	50%	2
Stillwater Healthcare		2			2
NAVAL BRANCH MEDICAL CLINIC			2	100%	2
DEPARTMENT OF HEALTH AND HUMAN SERVICES DIVISION OF BEHAVIORAL HEALTH		1	1	50%	2
CLEARWATER PAIN MANAGEMENT ASSOCIATES			2	100%	2
IMMERSION RESIDENTIAL LLC			2	100%	2
RAPID URGENT CARE - ALBANY			2	100%	2
CVS MO8581POCT BLUE SPRINGS		1	1	50%	2
WEAKLEY COUNTY REHAB AND NURSING CENTER		2			2
MEASE COUNTRYSIDE HOSPITAL CARDIAC REH			2	100%	2
MINUTECLINIC, DIAGNOSTIC OF TEXAS, LLC		2			2
Kroger 093 - The Little Clinic Stapleton		1	1	50%	2
Delaware Court Healthcare Center		2			2
TEXAS REGIONAL ASTHMA & ALLERGY CENTER			2	100%	2
GOLISANO PEDIATRICS PORT CHARLOTTE HARBOR		2			2
MASSACHUSETTS DEPARTMENT OF HEALTH			2	100%	2
ORLANDO HEALTH PHYSICIAN GROUP			2	100%	2
MINUTECLINIC DIAGNOSTIC OF OHIO #6147		1	1	50%	2
MEDICAL CENTER LABORATORY			2	100%	2
WILSON MEMORIAL HOSPITAL			2	100%	2
FIRST PREVENTION AND DIALYSIS CENTER LLC			2	100%	2
PROVIDENCE LABORATORY SERVICES		2			2
MEDSTAR HARBOR HOSPITAL			2	100%	2

# COVID-19: testing by laboratory

Data through Feb 6, 2021 verified as of Feb 7, 2021 at 09:25 AM

Data in this report are provisional and subject to change.

The numbers in the table below represent the number of Florida and non-Florida residents for whom test results were received by the Department of Health. A person can be tested by more than one laboratory and can have both positive and negative results. **Therefore, the sum of the numbers in each column will be larger than the total number of people tested.**

Reporting lab	Inconclusive	Negative	Positive	Percent positive	Total
LEVY COUNTY SHERRIF'S DEPT			2	100%	2
HARRINGTON PARK HEALTH AND REHAB		2			2
VIRGINIA DEPT OF HEALTH OFFICE OF EPIDEMIOLOGY			2	100%	2
Jackson Health Care Facility			2	100%	2
FLORIDA DEPARTMENT OF HEALTH (FDOH)			2	100%	2
SWEETWATER NURSING CENTER		2			2
BOSTON PUBLIC HEALTH COMMISSION			2	100%	2
MARCO ISLAND MEDICAL CENTER			2	100%	2
BAYSIDE URGENT CARE CENTER INC			2	100%	2
LAKEVIEW HEALTHCARE SYSTEM LLC			2	100%	2
AMI ST FRANCIS HOSPITAL LABORATORY		1	1	50%	2
HOLY FAMILY MEDICAL CENTER		1	1	50%	2
FLAGLER PROFESSIONAL HEALTH CAE SERVICES INC		2			2
JUPITER INTERNAL MEDICINE AND ASSOCIATES			2	100%	2
EXPEDIAN URGENT CARE			2	100%	2
FHCP ASC - ORANGE CITY			2	100%	2
Kroger 571 - The Little Clinic Hendersonville		1	1	50%	2
OURMED		2			2
Kroger 619 - The Little Clinic Hendersonville Indian Lake		2			2
ST. MARY'S MEDICAL CENTER EVANSVILLE, INC			2	100%	2
JORDAN VALLEY MEDICAL CENTER			2	100%	2
DEKALB MEDICAL CENTER LABORATORY			2	100%	2
MINUTECLINIC DIAGNOSTIC OF PA LLC		2			2
CHEROKEE COUNTY HEALTH AND REHAB CENTER		2			2
FKC AMELIA ISLAND DIALYSIS			2	100%	2
REELFOOT FAMILY WALK IN CLINIC - TIPT		2			2
CVS MD2956POCT NEW MARKET		1	1	50%	2
SPRINGS MEDICAL LAB		1	1	50%	2
CVS NH6596POCT HAMPTON		2			2
BAPTIST HOSPITAL OF MIAMI MCI BROWARD LABORATORY			2	100%	2
CLEVELAND CLINIC FLORIDA LABORATORY			2	100%	2
ONE MEDICAL GROUP		1	1	50%	2
MIDWAY SPECIALTY CARE RX LLC			2	100%	2
CVS SC2497POCT LEXINGTON		2			2
ABSOLUTE HEALTH INTERNAL MEDICINE AND PEDIATRICS		1	1	50%	2
COOK HOSPITAL AND CARE CENTER		1	1	50%	2
FOUNDCARE, INC			2	100%	2
POMONA VALLEY COMMUNITY HOSPITAL			2	100%	2
VANAYER HEALTHCARE AND REHAB CENTER		2			2
MID AMERICA CLINICAL LABS			2	100%	2
STOP URGENT CARE			2	100%	2
BELLIN HOSPITAL			2	100%	2
MEDEXPRESS URGENT CARE-BLOOMFIELD AVEN		2			2
MANSFIELD MEDICAL LODGE			2	100%	2
POMERENE HOSPITAL			2	100%	2
A+ URGENT/PRIMARY CARE			2	100%	2
CPL LABS			2	100%	2

# COVID-19: testing by laboratory

Data through Feb 6, 2021 verified as of Feb 7, 2021 at 09:25 AM

Data in this report are provisional and subject to change.

The numbers in the table below represent the number of Florida and non-Florida residents for whom test results were received by the Department of Health. A person can be tested by more than one laboratory and can have both positive and negative results. **Therefore, the sum of the numbers in each column will be larger than the total number of people tested.**

Reporting lab	Inconclusive	Negative	Positive	Percent positive	Total
LEE PHYSICIAN GROUP		1	1	50%	2
MEDAILLE COLLEGE WELLNESS CENTER		2			2
SUNCOAST TECHNICAL COLLEGE SCHOOL OF HEALTH		2			2
CREATIVE HEALTH CENTER			2	100%	2
CABELL HUNTINGTON HOSPITAL CLINICAL LAB			2	100%	2
MEDEXPRESS URGENT CARE-SELINGSGROVE		2			2
AFFORDABLE PRIMARY CARE LLC		2			2
Macon Valley Nursing and Rehabilitation Center		2			2
BAYLOR SCOTT & WHITE COMPREHENSIVE WOUND			2	100%	2
RAPID RESULT CORP LLC		1	1	50%	2
ACCESS LABORATORIES LLC			2	100%	2
SCDHEC BUREAU OF LABORATORIES			2	100%	2
Kroger 745 - The Little Clinic Somerset		2			2
TANVIR H SHAGAR NP		2			2
BAYCARE OUTREACH LAB			2	100%	2
ENVOY OF FORK UNION, LLC DBA ENVOY AT THE VILLAGE		2			2
CVS PA2688POCT COLLEGEVILLE		2			2
HAMILTON CHD		2			2
CVS MO10151POCT SPRINGFIELD		1	1	50%	2
FAMILY CARE SPECIALISTS OF ORLANDO			2	100%	2
THE FOUNTAIN AT BOCA CIEGA BAY		2			2
VILLA HEALTH NH LLC			2	100%	2
CLEAR LAKE REGIONAL MEDICAL CENTER			2	100%	2
Kennedy University Hospital -Wash Twp L		2			2
MINUTECLINIC #2797		2			2
PALM BEACH DIABETES & ENDOCRINE SPECIALISTS PA			2	100%	2
UNIVERSITY OF MEMPHIS ATHLETIC TRAINI		2			2
KIVA AT MOUNT DORA			2	100%	2
ADVANCED MEDICAL OF FLORIDA			2	100%	2
MARCO ISLAND HOSPITAL INC D/B/A		1	1	50%	2
NEW YORK PSYCHIATRIC INSTITUTE		2			2
First Care Living Center/Essentia Health			2	100%	2
NEMOURS CHILDREN'S URGENT CARE			2	100%	2
ONTARIO COUNTY PUBLIC HEALTH		2			2
MID - FLORIDA PATHOLOGY LLC		1	1	50%	2
VA CBOC			2	100%	2
THE HOSPITAL OF PROVIDENCE EMERGENCY ROOM			2	100%	2
CVS PA7132POCT THORNDAL		2			2
ACCESS CARE MEDICAL GROUP LLC		2			2
SHELL POINT HOME HEALTH			2	100%	2
MEDEXPRESS URGENT CARE - CEDAR KNOLLS		2			2
YOUTH AND YOU, INC		2			2
SANTA ROSA COUNTY HEALTH DEPARTMENT			2	100%	2
WALKONCLINIC			2	100%	2
UF KANAPAH LAB BEAKER		2			2
CVS HEALTH, #1994		1	1	50%	2
WHOLE CHILD PEDIATRICS			2	100%	2

# COVID-19: testing by laboratory

Data through Feb 6, 2021 verified as of Feb 7, 2021 at 09:25 AM

Data in this report are provisional and subject to change.

The numbers in the table below represent the number of Florida and non-Florida residents for whom test results were received by the Department of Health. A person can be tested by more than one laboratory and can have both positive and negative results. **Therefore, the sum of the numbers in each column will be larger than the total number of people tested.**

Reporting lab	Inconclusive	Negative	Positive	Percent positive	Total
LEXINGTON PLACE			2	100%	2
SOUTHEAST GEORGIA HEALTH SYSTEM, INC D		2			2
PHYSICIANS LABORATORY SERVICES			2	100%	2
NEW BRIDGE MEDICAL CENTER		2			2
DASCENA LAB			2	100%	2
PEDIATRIC HEALTH CARE		1	1	50%	2
MINUTECLINIC DIAG OF IND, LLC #6472		2			2
PTC LABORATORIES			2	100%	2
ACKERMAN CANCER CENTER		2			2
CEDARS-SINAI MEDICAL CENTER			2	100%	2
CVS NC2313POCT RALEIGH		2			2
GULF COAST IMMEDIATE CARE CENTER		1	1	50%	2
COASTAL MEDICAL LAB			2	100%	2
OPP HEALTH AND REHABILITATION		2			2
ASHLEY PEDIATRICS			2	100%	2
PLASMA MED RESEARCH DBA		2			2
FLORIDA MEDICAL CLINIC RADIOLOGY DALE MABRY		2			2
FLORIDA MEDICAL CLINIC CARDIOLOGY-ZH			2	100%	2
IN & OUT URGENT CARE METAIRIE			2	100%	2
MEDEXPRESS URGENT CARE - OMAHA N 72 ST		2			2
SMITH NORTHVIEW HOSPITAL LAB			2	100%	2
MINUTECLINIC DIAGNOSTIC PA #7110		2			2
HOME ACCESS HEALTH			2	100%	2
Church Creek SNF			2	100%	2
OAKBRIDGE TERRACE AT SAE			2	100%	2
MERCY CONVENIENT CARE			2	100%	2
EDGEWATER RETIREMENT MANOR			2	100%	2
ARCPPOINT LABS OF ALTAMONTE SPRINGS			2	100%	2
LIFETIME FAMILY URGENT CARE			2	100%	2
ADVENTHEALTH IMAGING PARTIN SETTLEMENT			2	100%	2
ESCANDON DIAGNOSTIC CLINIC			2	100%	2
CVS PA1657POCT YORK		1	1	50%	2
GOLDMAN SACHS HEALTH CENTER		2			2
FLORIDA MEDICAL CENTER OF CLEARWATER		2			2
PUBLIC HEALTH LABORATORY	1		1	50%	2
MERCY HEALTH LAB		1	1	50%	2
MINUTECLINIC, LLC #05891		1	1	50%	2
PEACEHEALTH CENTRAL		2			2
Heartland Healthcare Center Boca Raton			2	100%	2
MEDLOGIC, LLC		2			2
NEMOURS CHILDRENS PRIMARY CARE			2	100%	2
NEW YORK STATE DEPARTMENT OF HEALTH		1	1	50%	2
SERENADES BY SONATA		1	1	50%	2
Kroger 426 - The Little Clinic Suwanee		2			2
CVS PA258POCT MCKEES ROCKS		2			2
FAMILY TREE PRIMARY CARE		2			2
WARE EXPRESS CARE			2	100%	2

# COVID-19: testing by laboratory

Data through Feb 6, 2021 verified as of Feb 7, 2021 at 09:25 AM

Data in this report are provisional and subject to change.

The numbers in the table below represent the number of Florida and non-Florida residents for whom test results were received by the Department of Health. A person can be tested by more than one laboratory and can have both positive and negative results. **Therefore, the sum of the numbers in each column will be larger than the total number of people tested.**

Reporting lab	Inconclusive	Negative	Positive	Percent positive	Total
MEMORIAL HERMANN HOSPITAL			2	100%	2
ARTHREX MEDICAL CENTER EAST			2	100%	2
OLEAN GENERAL HOSPITAL		2			2
BRENTWOOD AT FORE RANCH			2	100%	2
CROSSROADS URGENT CARE DBA URGENT TEA		2			2
URGENT CARE AND SURGERY CENTER			2	100%	2
SOUTHSIDE FAMILY MEDICAL		2			2
GEISINGER MEDICAL CENTER		2			2
MARQUESA MEDICAL		2			2
MINUTECLINIC, LLC #07852		2			2
SPRING HILL REGIONAL HOSPITAL			2	100%	2
AZALEA HEALTH AND REHABILITATION		2			2
Kroger 853 - The Little Clinic East Broad Street		2			2
TENNESSEE VALLEY HCS			2	100%	2
BLUETAIL MEDICAL GROUP, LLC		1	1	50%	2
KEY WEST HMA PHYSICIAN MANAGEMENT, LLC			2	100%	2
CARE CENTERS OF NASSAU LLC MINER ROAD NORTH		2			2
CARE 365			2	100%	2
MEDEXPRESS URGENT CARE - SOUTH CHARLESTON		2			2
FEDERAL CORRECTIONAL INSTITUTION MARIANNA			2	100%	2
Kroger 186 - The Little Clinic Holiday Manor		1	1	50%	2
FLORIDA DEPARTMENT OF HEALTH IN LEE COUNTY		1	1	50%	2
TRUE HEALTH INC			2	100%	2
Good Samaritan Society-Blackduck		1	1	50%	2
PINARD HOME HEALTH SERVICES INC			2	100%	2
MID-FLORIDA PATHOLOGY LLC - MOBILE UNIT # 3			2	100%	2
CALIFORNIA DIVISION OF COMMUNICABLE DISEASE CONTROL			2	100%	2
Kroger 020 - The Little Clinic Wheat Ridge		2			2
NLC LABS			2	100%	2
CVS IN6572POCT INDIANAPOLIS		2			2
MEDICAL CITY DALLAS HOSPITAL			2	100%	2
PM PEDIATRICS OF BAYSIDE, PLLC - MANHASSET		2			2
OUR LADY OF THE LAKE REGIONAL MEDICAL CENTER			2	100%	2
WINKLER COURT□		1	1	50%	2
Kroger 125 - The Little Clinic Castle Rock		2			2
MANATEE MEMORIAL HOSPITAL CLINICAL LABORATORY			2	100%	2
PEDIATRICS IN NORTH FLORIDA PA			2	100%	2
MEDEXPRESS URGENT CARE- ALLISON PARK		1	1	50%	2
NEW GEN LABS			2	100%	2
AIRPORT CLINIC			2	100%	2
JOHNNIE RUTH CLARKE LAB			2	100%	2
MEDEXPRESS URGENT CARE - SPRINGFIELD, COOLEY ST		2			2
FLORIDA PRIMARY CARE AND SPORTS MEDICINE INC			2	100%	2
CARE NOW DENTON			2	100%	2
EASTSIDE SPORTS COMPLEX			2	100%	2
QUALITY LABORATORY SERVICE		2			2
MINUTECLINIC DIAGNOSTIC OF OHIO #6139		2			2



# COVID-19: testing by laboratory

Data through Feb 6, 2021 verified as of Feb 7, 2021 at 09:25 AM

Data in this report are provisional and subject to change.

The numbers in the table below represent the number of Florida and non-Florida residents for whom test results were received by the Department of Health. A person can be tested by more than one laboratory and can have both positive and negative results. **Therefore, the sum of the numbers in each column will be larger than the total number of people tested.**

Reporting lab	Inconclusive	Negative	Positive	Percent positive	Total
HUMILITY OF MARY HEALTH PARTNERS			2	100%	2
PREMIER MEDICAL LABORATORY			2	100%	2
GENESIS FAMILY PRACTICE			2	100%	2
REGIONS HOSPITAL LABORATORY			2	100%	2
JOHN KNOX MANOR INC II		1	1	50%	2
SYNEOS HEALTH			2	100%	2
MAWD PATHOLOGY GROUP			2	100%	2
SOUTHERN SURGICAL ARTS		2			2
ADVENT HEALTH MEDICAL GROUP FAMILY AND INTERNAL MEDICINE AT AVALON PAR		1	1	50%	2
ADVICE FOR OPTIMAL WELLNESS			2	100%	2
BROOKDALE LAKE MARY			2	100%	2
UMHC HOLLYWOOD LABORATORY			2	100%	2
ADVENTHEALTH MEDICAL GROUP INTERNAL MEDICINE AT			2	100%	2
LACORP		1	1	50%	2
ADVANTA ANALYTICAL LABORATORIES			2	100%	2
DEPT OF HEALTH			2	100%	2
NIAGARA APOTHECARY INC		2			2
MINUTECLINIC, LLC (CLINIC 10928)		2			2
LAWRENCE GENERAL HOSPITAL			2	100%	2
Kings County Hospital Center			2	100%	2
GULF COAST MEDICAL CENTER RESPIRATORY CARE			2	100%	2
CLINICAL PATHOLOGY LABORATORIES			2	100%	2
PHYSICIANS MEDICAL CENTER		2			2
Cedar Valley Nursing & Rehab Center		2			2
UT AUSTIN UNIVERSITY HEALTH SERVICES			2	100%	2
NEBRASKA MEDICAL CENTER			2	100%	2
ST. JOSEPH REGIONAL MEDICAL CENTER			2	100%	2
GINKGO-IXLAYER		2			2
EMERALD TRACE		2			2
MINUTECLINIC DIAG OF IND, LLC #8645		2			2
JUST BELIEVE RECOVERY CENTER			2	100%	2
PENSACOLA MEDICAL CLINIC LLC			2	100%	2
Walgreens #12427		1	1	50%	2
CVS NJ862POCT MARLBORO		2			2
Lake Charles Healthcare LLC dba Landmark Lake Charles			2	100%	2
CATHOLIC HEALTH LABORATORY SERVICES		2			2
GOUVERNEUR HOSPITAL LABORATORY		2			2
DALLAS BAPTIST UNIVERSITY - HEALTH SERVICES			2	100%	2
UNIVERSITY OF MISSOURI HEALTH CARE			2	100%	2
U OF MIAMI MILLER SCHOOL OF MEDICINE			2	100%	2
Walgreens #10207		2			2
SHORE MEDICAL CENTER		2			2
INTERCOASTAL FAMILY PRATICE			2	100%	2
HIGHLANDS COUNTY FIRE RESCUE		2			2
BOND COMMUNITY HEALTH CENTER			2	100%	2
NEIGHBORCARE PHARMACY SERVICES		2			2
BIONIC TECHNOLOGIES CORPORATION			2	100%	2

# COVID-19: testing by laboratory

Data through Feb 6, 2021 verified as of Feb 7, 2021 at 09:25 AM

Data in this report are provisional and subject to change.

The numbers in the table below represent the number of Florida and non-Florida residents for whom test results were received by the Department of Health. A person can be tested by more than one laboratory and can have both positive and negative results. **Therefore, the sum of the numbers in each column will be larger than the total number of people tested.**

Reporting lab	Inconclusive	Negative	Positive	Percent positive	Total
CENTRAL FLORIDA FAMILY HEALTH CENTER		2			2
CVS IN6713POCT BLOOMINGTON		2			2
HALIFAX HEALTH CARE FOR WOMEN		2			2
HAWAII DEPARTMENT OF HEALTH			2	100%	2
FALCON HEALTH CENTER			2	100%	2
TRINITAS REGIONAL MEDICAL CENTER		1	1	50%	2
MINUTECLINIC, LLC, DBA MINUTECLINIC #4		2			2
OELWEIN HEALTH CARE CENTER		2			2
CVS NV2928POCT LAS VEGAS		2			2
MAGNOLIA ADULT, LLC			2	100%	2
BOONES CREEK URGENT CARE		1	1	50%	2
MEDEXPRESS URGENT CARE - JEANNETTE		2			2
INFINITI LABS INC			2	100%	2
LEGACY LABORATORY SERVICES			2	100%	2
ARC POINT LABS OF AUSTIN NORTH			2	100%	2
KAILOS GENETICS INC			2	100%	2
MEDEXPRESS URGENT CARE - WEST ST PAUL, ROBERT ST S		2			2
HOUSTON HEALTH DEPARTMENT - BUREAU OF LABORATORY SERVICES			2	100%	2
Alden Des Plaines			2	100%	2
FLORIDA KEYS PED & ADOLES CTR			2	100%	2
CVS PA10034POCT PITTSBURGH		2			2
SOUTH TAMPA AFTER HOURS CLINIC			2	100%	2
VA OUTPATIENT PHARMACY			2	100%	2
ALVERNO CLINICAL LABORATORIES			2	100%	2
NOVA SOUTHEASTERN UNIVERSITY - STUDENT MEDICAL CTR			2	100%	2
ADVENT HEALTH CENTRAL TEXAS		1	1	50%	2
University Center East			2	100%	2
SIGNATURE CARE LEWISVILLE-EMERGENCY CENTER		1	1	50%	2
LABCORP OF AMERICA HOLDINGS		1	1	50%	2
NORTHSIDE FAMILY MEDICINE AND URGENT CARE (EAST COBB)		2			2
DAYTON CHILDRENS HOSPITAL LAB			2	100%	2
MIAMI DADE MEDICAL RESEARCH INSTITUTE			2	100%	2
MATHER HOSPITAL			2	100%	2
EXPRESSCARE URGENT CARE CENTER			2	100%	2
MEDEXPRESS URGENT CARE FOX CHAPEL		2			2
MEDEXPRESS URGENT CARE-WILKINS TOWNSHIP, WILLIAM PENN HIGHWAY		2			2
MINUTECLINIC DIAGNOSTIC, PA #10252		2			2
TULANE MEDICAL CENTER			2	100%	2
Kroger 127 - The Little Clinic Lakewood-Alameda		2			2
HEALTH FIRST MEDICAL GROUP			2	100%	2
MINUTECLINIC DIAG OF IND, LLC #6648		1	1	50%	2
LOWELL GENERAL HOSPITAL			2	100%	2
WASHINGTON STATE DEPARTMENT OF HEALTH PUBLIC HEALTH LABORATORIES			2	100%	2
BLUEWATER TOXICOLOGY			2	100%	2
320 S TRANSIT ST		2			2
CERTIVIA LABORATORIES			2	100%	2
Kroger 448 - The Little Clinic Mason		2			2

# COVID-19: testing by laboratory

Data through Feb 6, 2021 verified as of Feb 7, 2021 at 09:25 AM

Data in this report are provisional and subject to change.

The numbers in the table below represent the number of Florida and non-Florida residents for whom test results were received by the Department of Health. A person can be tested by more than one laboratory and can have both positive and negative results. **Therefore, the sum of the numbers in each column will be larger than the total number of people tested.**

Reporting lab	Inconclusive	Negative	Positive	Percent positive	Total
Alden Terrace of McHenry			2	100%	2
SACRED HEART HOSPITAL ON THE EMERALD			2	100%	2
AFTER HOURS PEDS			2	100%	2
COL CROSSROAD		1	1	50%	2
MERCY HOSPITAL			2	100%	2
CHI MEMORIAL PRIMARY CARE ASSOCIATES-A		2			2
FLORIDA DEPARTMENT OF HEALTH IN ALACHUA COUNTY -			2	100%	2
CVS NY549POCT RIDGEWOOD		1	1	50%	2
THE RIM URGENT CARE			2	100%	2
CVS OH6149POCT UPPER ARLINGTON		1	1	50%	2
STANFORD HEALTH CARE ANATOMIC PATHOLOGY & CLINICAL LAB			2	100%	2
SIMMONS			2	100%	2
CLINICA HISPANIA			2	100%	2
CITRUS PARK			2	100%	2
NORTH DAKOTA VETERANS HOME		2			2
MARTIN MEDICAL CENTER INC		1	1	50%	2
BAYLOR COLLEGE OF MEDICINE			2	100%	2
MEDEXPRESS - WILMINGTON KIRKWOOD HIGHWAY		2			2
RIGHT AT HOME			2	100%	2
SENDER RETREAT ADULT DAY CARE CENTERS			2	100%	2
INTERNAL MEDICINE & PEDIATRICS WELLNESS CENTER			2	100%	2
NONA PEDIATRIC CENTER			2	100%	2
AMERICAN MEDICAL LABORATORIES			2	100%	2
LIFESPRING COMMUNITY HEALTH		2			2
MC DIAGNOSTIC OF CONNECTICUT, PC #114		2			2
ATLAS GENOMICS			2	100%	2
TGH Brandon Healthplex Laboratory			2	100%	2
NYUMC CLINICAL LABORATORIES			2	100%	2
MINUTECLINIC DIAGNOSTIC MEDICAL		2			2
ALL PEDIATRIC CARE PA			2	100%	2
EASTLAKE MEDICAL CENTER		2			2
TEXAS HEALTH CARE			2	100%	2
CVS MD1881POCT DUNKIRK		2			2
EXPRESS CARE WALK-IN CLINIC			2	100%	2
CARE NOW, INC			2	100%	2
STUART SURGERY CENTER, LLC			2	100%	2
WE CARE HOME HEALTH SOLUTIONS LLC			2	100%	2
Huntington Health Care and Rehabilitation Center		2			2
LEE MEMORIAL HOSPITAL BLOOD GAS LAB			2	100%	2
CVS MO4850POCT SPRINGFIELD		2			2
CONCENTRA - PLANT CITY		2			2
WINCHESTER MEDICAL CENTER			2	100%	2
ADVENTHEALTH EAST ORLANDO EMPLOYEE CLINIC		2			2
SUMMIT URGENT CARE PS			2	100%	2
Kroger 768 - The Little Clinic Leestown Rd		2			2
SUNCOAST BLOOD BANK			2	100%	2
HEALGEN SCIENTIFIC			2	100%	2

# COVID-19: testing by laboratory

Data through Feb 6, 2021 verified as of Feb 7, 2021 at 09:25 AM

Data in this report are provisional and subject to change.

The numbers in the table below represent the number of Florida and non-Florida residents for whom test results were received by the Department of Health. A person can be tested by more than one laboratory and can have both positive and negative results. **Therefore, the sum of the numbers in each column will be larger than the total number of people tested.**

Reporting lab	Inconclusive	Negative	Positive	Percent positive	Total
SUPERIOR RESIDENCES OF CLERMONT		2			2
ACCESS MEDICAL GROUP OF FLORIDA CITY			2	100%	2
CVS MD4371POCT OCEAN CITY		2			2
PROSPECT URGENT CARE			2	100%	2
SOUTH FLORIDA PEDIATRIC PARTNERS			2	100%	2
CVS MINUTE CLINIC DIAGNOSTIC OF TN #3293		2			2
CVS MO8555POCT KANSAS CITY		2			2
Gracemore Nursing and Rehab		2			2
MINUTECLINIC DIAGNOSTICS OF IND LLC		1	1	50%	2
USCG ABBOTT BINAXNOW		1	1	50%	2
BROOKDALE ALTAMONTE SPRINGS			2	100%	2
CHESTERFIELD HEALTHCARE GROUP, INC		2			2
CVS IL3163POCT OAK PARK		2			2
NATIONAL JEWISH HEALTH			2	100%	2
INTEGRATED REGIONAL LABS			2	100%	2
TALLAHASSEE MEMORIAL HEALTHCARE FAMILY MED RESIDENCY			2	100%	2
LIFT HEALTH		2			2
MINUTECLINIC MINUTECLINIC #4978		1	1	50%	2
LEGACY ER & URGENT CARE - FRISCO WEST			2	100%	2
PARKWAY DRUGS OF ONEIDA COUNTY NORTH I		1	1	50%	2
FL DEPT OF HEALTH MARION COUNTY MOBILE HEALTH UNIT			2	100%	2
Manor Care-Kingston Court of York PA, LLC		2			2
SOUTH BEND MEDICAL FOUNDATION			2	100%	2
ELMHURST MEMORIAL HOSPITAL			2	100%	2
JRS LABORATORY			2	100%	2
ST LUKES HOSPITAL			2	100%	2
MIDLAND MEMORIAL HOSPITAL			2	100%	2
ARLINGTON DIALYSIS CENTER LLC		2			2
NAVAL MEDICAL CENTER			2	100%	2
GRAND VILLA OF SARASOTA		1	1	50%	2
SOUTH LAKE FAMILY HEALTH CENTER			2	100%	2
SARASOTA MEMORIAL MEDICAL URGENT CARE CENTER			2	100%	2
WALGREENS #13605		2			2
URGENT TEAM - NASHVILLE		2			2
FRESENIUS KIDNEY CARE			2	100%	2
ASCENSION ST VINCENT'S RIVERSIDE			2	100%	2
VOLUNTEERS OF AMERICA OF FLORIDA			2	100%	2
SYLVAN NURSING			2	100%	2
Avanti Wellness and Rehab			2	100%	2
CONEMAUGH MEMORIAL MEDICAL CENTER		2			2
PRECISION CLINICAL RESEARCH			2	100%	2
HEALTH EXPRESS URGENT CARE			2	100%	2
ATLANTIC SURGERY CENTER OF JACKSONVILLE BEACH		2			2
WISCONSIN STATE LABORATORY OF HYGIENE		1	1	50%	2
MOBILE HEALTH LABS LLC			2	100%	2
SOUTH MIAMI HOSPITAL			2	100%	2
POPLAR HEALTHCARE			2	100%	2

# COVID-19: testing by laboratory

Data through Feb 6, 2021 verified as of Feb 7, 2021 at 09:25 AM

Data in this report are provisional and subject to change.

The numbers in the table below represent the number of Florida and non-Florida residents for whom test results were received by the Department of Health. A person can be tested by more than one laboratory and can have both positive and negative results. **Therefore, the sum of the numbers in each column will be larger than the total number of people tested.**

Reporting lab	Inconclusive	Negative	Positive	Percent positive	Total
VA PRIMARY CARE ANNEX			2	100%	2
MEDEXPRESS URGENT CARE - FORT SMITH		2			2
Van Wert Manor		2			2
MINUTECLINIC DIAGNOSTIC OF OHIO #6192		2			2
GERM BUSTERS 911 LLC			2	100%	2
LILY PHARMACY		2			2
STATCARE URGENT AND WALK-IN			2	100%	2
FLORIDA DEPARTMENT OF HEALTH IN ESCAMBIA COUNTY		1	1	50%	2
COVANCE			2	100%	2
MEDEXPRESS URGENT CARE, LANCASTER WEST		1	1	50%	2
MD NOW URGENT CARE MEDICAL CENTERS INC			2	100%	2
UC CORAL GABLES			2	100%	2
VETERANS AFFAIRS MEDICAL CENTER - GREATER LOS ANGELES			2	100%	2
GULF COAST REGIONAL MEDICAL CARE		2			2
PANCARE HEALTH - SNEADS ELEMENTARY			2	100%	2
DELRAY BEACH HEALTH CENTER			2	100%	2
MINUTECLINIC DIAGNOSTIC OF NORTH CARO		2			2
HIBISCUS COURT			1	100%	1
Juniper Village at Bucks County		1			1
IVY ROSEN MD PLLC		1			1
ADVENTHEALTH MEDICAL GROUP PEDIATRICS DIABETES &			1	100%	1
MEDEXPRESS URGENT CARE - DERBY N ROCK		1			1
FIT4LIFE MEDICAL CENTER			1	100%	1
MISSOURI DEPARTMENT OF HEALTH AND SENIOR SERVICES - STATE PH LAB		1			1
BNJ		1			1
MOUNT SINAI COMPREHENSIVE CANCER CENTER			1	100%	1
LOWER KEYS COMMUNITY HEALTH CENTER			1	100%	1
JUPITER PEDIATRIC ASSOCIATES, PA			1	100%	1
NICKLAUS CHILDREN'S DORAL OUTPATIENT CENTER			1	100%	1
DAYTONA BEACH CENTRA CARE			1	100%	1
RESIDENCES AT MIAMI / REIGN GARDENS LLC, THE			1	100%	1
Kroger - KR070300083			1	100%	1
HELIX URGENT CARE			1	100%	1
WELLMED AT LINEBAUGH AVE			1	100%	1
XSTREMEMD			1	100%	1
MERITUS MEDICAL CENTER			1	100%	1
DOCTORS CARE - AIKEN MALL			1	100%	1
INTERNAL MEDICINE EMILIA MURRAY MD PA		1			1
Kroger 518 - The Little Clinic Hermitage		1			1
Excel Care Center			1	100%	1
Kroger 101 - The Little Clinic Hill Top		1			1
NEMOURS CHILDREN'S PRIMARY CARE			1	100%	1
Kroger 532 - The Little Clinic Murfreesboro		1			1
Piqua Manor		1			1
BICKERTON, DAWN		1			1
MEDCARE QUALITY MEDICAL CENTER LLC			1	100%	1
MINUTECLINIC DIAGNOSTICS OF OKLAHOMA		1			1



# COVID-19: testing by laboratory

Data through Feb 6, 2021 verified as of Feb 7, 2021 at 09:25 AM

Data in this report are provisional and subject to change.

The numbers in the table below represent the number of Florida and non-Florida residents for whom test results were received by the Department of Health. A person can be tested by more than one laboratory and can have both positive and negative results. **Therefore, the sum of the numbers in each column will be larger than the total number of people tested.**

Reporting lab	Inconclusive	Negative	Positive	Percent positive	Total
GOSHEN MEDICAL CENTER			1	100%	1
HALE KUPUNA HERITAGE HOME		1			1
WESTON COUNTY HEALTH SERVICES			1	100%	1
PRIMEX CLINICAL LABORATORIES INC			1	100%	1
LAKE MARY OPTUM FLORIDA			1	100%	1
INTERMOUNTAIN HEALTHCARE LABORATORY SERVICES			1	100%	1
LEE MEMORIAL HOSPITAL OUTPATIENT SURGERY CENTER			1	100%	1
SOUTHEASTERN INTEGRATED MEDICAL PL			1	100%	1
CVS OH2486POCT NILES			1	100%	1
Accordius Health at Harrisonburg		1			1
CHC SOUTHWEST FLORIDA LAB-LIVE			1	100%	1
LIBERTY HEALTH CENTER			1	100%	1
CLEVELAND CLINIC AKRON GENERAL			1	100%	1
LAKEVIEW REGIONAL HOSPITAL			1	100%	1
ALLIANCE MD DIRECT PRIMARY CARE			1	100%	1
FAST PACE URGENT CARE			1	100%	1
MEDERI CARETENDERS			1	100%	1
Vi at Aventura		1			1
DORAL KIDNEY CENTER			1	100%	1
COLUMBIA CREST CARE & RAHAB		1			1
UNITYPOINT HEALTH TRINITY			1	100%	1
Kroger 825 - The Little Clinic Dorothy Lane		1			1
MEDICAL SPECIALISTS OF THE PALM BEACHES INC			1	100%	1
ACCOMPLISHED HOME CARE		1			1
GULF COUNTY HEALTH DEPARTMENT			1	100%	1
Bethany Manor		1			1
RAPID CITY REGIONAL HOSPITAL -579 ATTN. LABORATORY		1			1
BMC/NASSAU			1	100%	1
MY URGENT CARE CLINIC			1	100%	1
CROSS CREEK HEALTH CARE		1			1
CVS PA2687POCT EXTON		1			1
ACUPATH LABORATORIES INC			1	100%	1
EMERALD COAST PEDIATRICS & ADOL			1	100%	1
UNIVERSITY OF ILLINOIS VETERINARY DIAG		1			1
PIONEER CLINICAL RESEARCH LLC			1	100%	1
Longwood Community Living Center		1			1
CHILTON MEDICAL CENTER		1			1
CARE STATION MEDICAL GROUP		1			1
BROOKDALE FORT MYERS LAKES PARK			1	100%	1
Brookdale Southside			1	100%	1
DIVERSE MEDICAL CARE LLC			1	100%	1
Waddell Nursing & Rehab Center		1			1
MOSAIC MEDICAL CENTER MARYVILLE			1	100%	1
SKIN WELLNESS PHYSICIANS LLC		1			1
MODERN URGENT CARE			1	100%	1
CALLE OCHO DIALYSIS			1	100%	1
NORTH FLORIDA CHILD DEVELOPMENT, INC			1	100%	1

# COVID-19: testing by laboratory

Data through Feb 6, 2021 verified as of Feb 7, 2021 at 09:25 AM

Data in this report are provisional and subject to change.

The numbers in the table below represent the number of Florida and non-Florida residents for whom test results were received by the Department of Health. A person can be tested by more than one laboratory and can have both positive and negative results. **Therefore, the sum of the numbers in each column will be larger than the total number of people tested.**

Reporting lab	Inconclusive	Negative	Positive	Percent positive	Total
QUICKCARE HEALTH, INC			1	100%	1
MYCLINIC, INC			1	100%	1
			1	100%	1
POMPANO BEACH ARTIFICIAL KIDNEY CENTER			1	100%	1
NULEASE MEDICAL SOLUTIONS			1	100%	1
Kroger 57 - The Little Clinic Jay C Charlestown		1			1
SARNO FAMILY PRACTICE		1			1
DORA HOME CARE			1	100%	1
PALMA CEIA MED GROUP-SWANN		1			1
INNOVATIVE GENOMICS, LLC			1	100%	1
HYDE PARK MEDICAL CENTER		1			1
ROSE MEDICAL CENTER LAB			1	100%	1
HEALTH MED HOME CARE, LLC		1			1
MEDEXPRESS URGENT CARE - ST CLAIR, CLOVER DR.		1			1
Central Park Healthcare & Rehabilitation Center		1			1
ALPHA 1 ANTITRYPSIN RESEARCH PROGRAM			1	100%	1
SONNI'S PEDIATRICS			1	100%	1
ASPIRUS WAUSAU HOSPITAL			1	100%	1
CVS OH6167POCT ASHLAND		1			1
CELEBRATION HOSPITAL			1	100%	1
Kroger 524 - The Little Clinic Iron Bridge Road		1			1
Cornerstone at the Ranch		1			1
Village Green Health & Rehabilitation		1			1
DELAWARE DEPARTMENT OF HEATH			1	100%	1
Kroger 379 - The Little Clinic Stony Brook		1			1
SUMMIT LABORATORY			1	100%	1
ROYAL CARE MEDICAL CENTER			1	100%	1
CENTRAL TX MEDICAL CENTER - LAB			1	100%	1
TANGLEWOOD MANOR		1			1
CFCH - FROSTPROOF			1	100%	1
Brynwood Health & Rehabilitation Center			1	100%	1
PHYSICIANS PREMIER			1	100%	1
DEBORAH HEART AND LUNG CENTER		1			1
CHESAPEAKE REGIONAL MEDICAL CENTER			1	100%	1
HCL LABORATORIES			1	100%	1
CITRUS HEALTH NETWORK INC			1	100%	1
JOSEPH SCHENKER MD PC		1			1
WEST VIRGINIA LABORATORIES			1	100%	1
Harris Hill Nursing Facility		1			1
THE HOSPITALS OF PROVIDENCE EMERGENCY ROOM			1	100%	1
CIRRUS DX			1	100%	1
CLINICAL CARE, INC			1	100%	1
CULVER CITY URGENT CARE			1	100%	1
CEPERO PEDIATRICS PA			1	100%	1
EVENING PEDIATRICS INC			1	100%	1
Caldwell Care		1			1
Jersey City Medical Center		1			1

# COVID-19: testing by laboratory

Data through Feb 6, 2021 verified as of Feb 7, 2021 at 09:25 AM

Data in this report are provisional and subject to change.

The numbers in the table below represent the number of Florida and non-Florida residents for whom test results were received by the Department of Health. A person can be tested by more than one laboratory and can have both positive and negative results. **Therefore, the sum of the numbers in each column will be larger than the total number of people tested.**

Reporting lab	Inconclusive	Negative	Positive	Percent positive	Total
DOCTORS HEARING			1	100%	1
NHC Chattanooga			1	100%	1
UNIVERSITY OF MARYLAND PATHOLOGY ASSOCIATES			1	100%	1
RIVIERA BEACH HEALTH CENTER LAB			1	100%	1
CVS NC7047POCT DURHAM		1			1
TARRYTOWN PHARMACY			1	100%	1
DONALSONVILLE HOSPITAL			1	100%	1
DOCTOR TODAY URGENT CARE			1	100%	1
MIAMI-DADE COUNTY HEALTH DEPT.		1			1
Kroger 407 - The Little Clinic Lexington		1			1
FREDERICK AVENUE GROUP HOME		1			1
ST. MICHAEL'S ELITE HOSPITAL			1	100%	1
CVS TN7144POCT BARTLETT		1			1
ST. PETERSBURG PEDIATRICS-SEMINOLE			1	100%	1
TREASURE COAST MEDICAL CONCIERGE LLC			1	100%	1
UNIVERSITY PLACE NURSING CENTER		1			1
PALM BEACH COUNTY SHERIFF OFFICE			1	100%	1
AVERA ST. MARY'S HOSPITAL			1	100%	1
MED BAR LLC		1			1
CVS PA1296POCT DREXEL HILL		1			1
BIOMERIEUX			1	100%	1
WASHINGTONVILLE PHARMACY INC		1			1
AURORA MEDICAL CENTER-KENOSHA			1	100%	1
NORTH OKALOOSA CLINIC CORP		1			1
CTMD MEDICAL CENTER, PA			1	100%	1
FLORIDA MEDICAL CENTER			1	100%	1
PINEBROOK CARE AND REHABILITATION CENTER□			1	100%	1
TITUSVILLE CENTER FOR SURGICAL EXCELLENCE LLC		1			1
ABSOLUTE CAREGIVERS HOME HEALTH AGENCY INC			1	100%	1
CLARKSVILLE HEALTH SYSTEM			1	100%	1
QLABS			1	100%	1
DR. G'S URGENT CARE			1	100%	1
VIVIAN SIMMONS FAMILY PRACTICE			1	100%	1
ST. JOHN HOSPITAL & MEDICAL CENTER			1	100%	1
SPHERE DX			1	100%	1
SACRED HEART HOSPITAL NURSING			1	100%	1
FHPG SURGICAL ASSOCIATES OF EAST PASCO			1	100%	1
BROADWAY HEALTH FLORIDA MEDICAL CLINIC URGENT CARE			1	100%	1
HALIFAX HEALTH PRIMARY CARE ORMOND			1	100%	1
Advanced Rehabilitation of Vernon		1			1
CELEBRATION FAMILY PHYSICIANS LLC			1	100%	1
IM&P WELLNES CENTER			1	100%	1
HERNANDO CHILDREN'S			1	100%	1
MEDICAL CITY DENTON			1	100%	1
ST LUKES SURGICAL AT THE VILLAGES INC			1	100%	1
Allen Health and Rehabilitation		1			1
NORTH CAROLINA STATE LABORATORY OF PUBLIC HEALTH, SPECTRUM LAB NETWORK			1	100%	1

# COVID-19: testing by laboratory

Data through Feb 6, 2021 verified as of Feb 7, 2021 at 09:25 AM

Data in this report are provisional and subject to change.

The numbers in the table below represent the number of Florida and non-Florida residents for whom test results were received by the Department of Health. A person can be tested by more than one laboratory and can have both positive and negative results. **Therefore, the sum of the numbers in each column will be larger than the total number of people tested.**

Reporting lab	Inconclusive	Negative	Positive	Percent positive	Total
Southwest Louisiana Veterans Home			1	100%	1
ORLANDO HEALTH PHYSICIAN GROUP INC			1	100%	1
CVS OH4359POCT HUDSON		1			1
CVS TX8321POCT MCKINNEY		1			1
FLORIDA HOSPITAL TRANSPLANT CENTER		1			1
HAWKEYE CARE CENTER DUBUQUE		1			1
ORMOND MEDICAL ARTS FAMILY PRACTICE PL			1	100%	1
ANY LAB TEST FAST CORP			1	100%	1
STATE OF CALIFORNIA DOH SERVICES			1	100%	1
PENNY PEDIATRICS		1			1
CARENOW LAKE WORTH			1	100%	1
FLORIDA KEYS PED AND ADOLES CTR			1	100%	1
INDIGO PALMS			1	100%	1
SOUTHERN HILLS MEDICAL CENTER			1	100%	1
Monument Health Custer Care Center		1			1
CVS IN6608POCT NEW PALESTINE			1	100%	1
CVS SC5479POCT INDIAN LAND		1			1
UUHC - REDSTONE HEALTH CENTER LABORATORY			1	100%	1
FAMILY MEDICAL CENTERS			1	100%	1
HAMILTON CI MAIN UNIT ANNEX/ WORK CAMP			1	100%	1
KIOSK MEDICINE OF KENTUCKY LLC		1			1
MANHATTAN COLLEGE HEALTH SERVICES		1			1
MERCY GENERAL HOSPITAL			1	100%	1
UNIVERSITY OF MIAMI PRIMARY CARE SITE UMHC 3039			1	100%	1
LEGACY ER AND URGENT CARE			1	100%	1
MINUTECLINIC #1773		1			1
PASCO COUNTY HEALTH DEPARTMENT			1	100%	1
TILLAMOOK COUNTY GENERAL HOSPITAL LAB		1			1
MEDICAL ASSOCIATES OF PINELLAS - LAB			1	100%	1
LAKELAND REGIONAL HEALTH GRASSLANDS		1			1
CRYSTAL RIVER FIRE DEPARTMENT			1	100%	1
Life Care Center of Auburn		1			1
Villa Maria			1	100%	1
LIFESPAN HEALTH - SELMER		1			1
WELLPATH			1	100%	1
ALTA BATES SUMMIT MEDICAL CENTER CLINICAL LAB			1	100%	1
The Palms Nursing and Rehabilitation		1			1
Kroger 523 - The Little Clinic Dickson			1	100%	1
GEORGETOWN URGENT CARE			1	100%	1
UPMC NORTHWEST HOSPITAL			1	100%	1
NEWTON MEMORIAL HOSPITAL		1			1
VIP FAMILY PRACTICE			1	100%	1
Sanford Health & Rehabilitation			1	100%	1
Kroger 395 - The Little Clinic Blanchester		1			1
CVS TX10016POCT PRINCETON		1			1
UHS BINGHAMTON GENERAL			1	100%	1
SOUTH FLORIDA RESEARCH ORGANIZATION			1	100%	1

# COVID-19: testing by laboratory

Data through Feb 6, 2021 verified as of Feb 7, 2021 at 09:25 AM

Data in this report are provisional and subject to change.

The numbers in the table below represent the number of Florida and non-Florida residents for whom test results were received by the Department of Health. A person can be tested by more than one laboratory and can have both positive and negative results. **Therefore, the sum of the numbers in each column will be larger than the total number of people tested.**

Reporting lab	Inconclusive	Negative	Positive	Percent positive	Total
ALPHA CLINICAL LABORATORY CORP.			1	100%	1
TRUMAN MEDICAL CENTER - HOSPITAL HILL			1	100%	1
EASTSIDE URGENT CARE			1	100%	1
HUMC		1			1
MEDCOR CORPORATE CLINIC			1	100%	1
MISSION HOSPITAL – MEMORIAL CAMPUS			1	100%	1
MANOR CARE OF DELRAY BEACH FL LLC		1			1
HILTON HEAD HOSPITAL/INPATIENT			1	100%	1
NORTH WEST FLORIDA DIAGNOSTIC ENOCRINOLOGY CLINIC			1	100%	1
SIGNATURE CARE MEMORIAL CITY			1	100%	1
CONCORDIA MANOR			1	100%	1
PATHOLOGY		1			1
NORTHSIDE FAMILY MEDICINE		1			1
Bolingreen Health and Rehabilitation		1			1
SKY RIDGE MEDICAL CENTER - MICRO			1	100%	1
DAVENPORT PEDIATRICS PA			1	100%	1
Walgreens #5421		1			1
CLIFTON-FINE HOSPITAL LABORATORY		1			1
CENTRAL JERSEY URGENT CARE OF EATONTOW		1			1
MINUTECLINIC, LLC #07876			1	100%	1
MAYO CLINIC BEACHES PRIMARY CARE CTR		1			1
SHAMRA MEDICAL LABORATORY			1	100%	1
FIU HEALTH CARE CENTER			1	100%	1
MARYLAND DEPARTMENT OF HEALTH AND MENTAL HYGIENE-LABORATORIES			1	100%	1
BIOLOGICAL AND CHEMICAL EMERGENCIES LABORATORY			1	100%	1
Kroger 673 - The Little Clinic Dallas			1	100%	1
ADVENTHEALTH MEDICAL GROUP COMMUNITY MEDICINE			1	100%	1
DE TAR HOSPITAL			1	100%	1
MAHONEY PEDIATRICS PA			1	100%	1
KINGWOOD EMERGENCY HOSPITAL			1	100%	1
UMMC MIDTOWN CAMPUS			1	100%	1
RM PHARMACY SERVICES INC		1			1
Remarkable Healthcare Dallas			1	100%	1
CONVENIENT MEDICAL AND HEALTH SERVICES			1	100%	1
HACKENSACK UNIVERSITY MEDICAL CENTER		1			1
Essex Center for Rehabilitation and Healthcare		1			1
MEDICAL LIFE-INC GUIDEWELL EMERGENCY MEDICINE			1	100%	1
SAINT ALPHONSUS REGIONAL MEDICAL CENTER			1	100%	1
PUBLIX PHARMACY #0332		1			1
ACCURATE HEALTH SERVICES CORP			1	100%	1
MEDEXPRESS URGENT CARE - DANVILLE		1			1
Kroger 672 - The Little Clinic Bill Kennedy & Glenwood		1			1
HOSPICE OF MARION COUNTY INC			1	100%	1
SISTERS MISSION			1	100%	1
CHP COVID-19 (TX)			1	100%	1
MINUTECLINIC DIAGNOSTIC OF NEVADA-9586			1	100%	1
FAMILY PRACTICE ASSOCIATES		1			1



# COVID-19: testing by laboratory

Data through Feb 6, 2021 verified as of Feb 7, 2021 at 09:25 AM

Data in this report are provisional and subject to change.

The numbers in the table below represent the number of Florida and non-Florida residents for whom test results were received by the Department of Health. A person can be tested by more than one laboratory and can have both positive and negative results. **Therefore, the sum of the numbers in each column will be larger than the total number of people tested.**

Reporting lab	Inconclusive	Negative	Positive	Percent positive	Total
MICROBIOLOGY DEPARTMENT			1	100%	1
PCR DIAGNOSTICS			1	100%	1
TITUSVILLE TOWERS ASSISTED LIVING		1			1
BERKSHIRE MEDICAL CENTER			1	100%	1
ST MARY'S OF SAGINAW		1			1
ATRIA TAMARAC			1	100%	1
HATLEY HEALTH CARE, INC		1			1
JUPITER MEDICAL CENTER INC			1	100%	1
HEARTLAND OF ZEPHYRHILLS FL, LLC			1	100%	1
FAITH FAMILY PRACTICE			1	100%	1
Kroger 647 - The Little Clinic Newnan Crossings			1	100%	1
MEDEXPRESS URGENT CARE - RUSSELLVILLE, W MAIN ST		1			1
PALM BEACH DIGESTIVE ASSOCIATES			1	100%	1
CQUENTIA NGS, LLC			1	100%	1
CVS MA1006POCT BROCKTON		1			1
CONNECTICUT PEDIATRICS @ CHC		1			1
CVS CA9823POCT SACRAMENTO		1			1
OHIO VALLEY MANOR NURSING &		1			1
OMNI HEALTHCARE URGENT CARE			1	100%	1
MORNINGSIDE NURSING AND REHABILITATION		1			1
CVS NJ715POCT WAYNE		1			1
CLERMONT HEALTH DEPARTMENT			1	100%	1
PEACHEALTH LABORATORIES		1			1
BAYFRONT HEAL WOUND CARE AND HYPERBARIC CENTER			1	100%	1
Ash Flat Healthcare and Rehabilitation Center			1	100%	1
Aspire Physical Recovery Center at Cahaba River		1			1
MERCY – NORTH IOWA			1	100%	1
BAPTIST HOSPITAL EAST			1	100%	1
MEDERI CARETENDERS VS OF SE FL LLC DBA			1	100%	1
MARINA DEL REY HOSPITAL LAB			1	100%	1
COX HEALTH SOUTH LAB			1	100%	1
HAWTHORNE HEALTH AND REHABILITATION			1	100%	1
CHILDREN'S NATIONAL MEDICAL CENTER			1	100%	1
SOUTH FLORIDA BAPTIST HOSPITAL			1	100%	1
KNOX COMMUNITY HOSPITAL			1	100%	1
HUDSON REGIONAL HOSPITAL			1	100%	1
ST JOSEPH'S HOSPITAL NORTH LABORATORY			1	100%	1
MEDEXPRESS URGENT CARE, EDWARDSVILLE		1			1
CORNERSTONE OF RECOVERY INC		1			1
MEDEXPRESS URGENT CARE - WAYNESBURG		1			1
CVS NC3803POCT MOORESVILLE		1			1
Kroger 618 - The Little Clinic Trail Creek Village		1			1
Smg/North Jersey Hematology & Oncology		1			1
TARRANT MEDICAL ASSOCIATES			1	100%	1
SUNCOAST BEHAVIORAL HEALTH CENTER			1	100%	1
JOHN PETER SMITH HOSPITAL- OB TRIAGE			1	100%	1
HPH HOME CARE			1	100%	1

# COVID-19: testing by laboratory

Data through Feb 6, 2021 verified as of Feb 7, 2021 at 09:25 AM

Data in this report are provisional and subject to change.

The numbers in the table below represent the number of Florida and non-Florida residents for whom test results were received by the Department of Health. A person can be tested by more than one laboratory and can have both positive and negative results. **Therefore, the sum of the numbers in each column will be larger than the total number of people tested.**

Reporting lab	Inconclusive	Negative	Positive	Percent positive	Total
MEMORIAL SATILLA HEALTH			1	100%	1
APOPKA FAMILY HEALTH CENTER			1	100%	1
SYNERGY DIALYSIS INC			1	100%	1
AAA MEDICAL TESTING			1	100%	1
ASHLEY PEDIATRICS DAY & NIGHT CLINIC			1	100%	1
PEDIATRIC ASSOCIATES - DORAL			1	100%	1
CVS NC7548POCT FUQUAY VARINA		1			1
DIXITKUMAR N MODI MD PA			1	100%	1
HELEN HAYES HOSPITAL LABORATORY		1			1
WELLCARE URGENT CARE			1	100%	1
WALKIN MEDICAL URGENT CARE,NEW CITY			1	100%	1
ISLANDS ASSISTED LIVING FACILITY,THE			1	100%	1
CAH ACQUISITION COMPANY 11 LLC			1	100%	1
WALGREENS #06025		1			1
Harbert Hills Academy Nursing Home		1			1
MERCYONE DES MOINES MEDICAL CENTER			1	100%	1
HARDEE COUNTY FIRE RESCUE		1			1
Walgreens #5914		1			1
ANDREWS INSTITUTE AMBULATORY SURGERY CENTER		1			1
FLORIDA DEPARTMENT OF HEALTH PALM BEACH COUNTY			1	100%	1
AMD			1	100%	1
KETAMINE HEALTH CENTERS AT BONITA SPRINGS, LLC		1			1
INLET CONCIERGE MEDICINE			1	100%	1
MEDSTAR URGENT CARE, LLC			1	100%	1
TAYLOR COUNTY HEALTH DEPARTMENT			1	100%	1
OPTUM OF HIALEAH		1			1
Garden Isle Healthcare and Rehabilitation Center		1			1
Kroger 350 - The Little Clinic New Cut Road		1			1
Crestwood Nursing Center		1			1
FINLAY MEDICAL RESEARCH CORP			1	100%	1
MIAMI VASCULAR SURGERY			1	100%	1
NEMOURS CHILDREN'S PRIMARY CARE, ST CLOUD			1	100%	1
SUN CLINICAL LABORATORIES			1	100%	1
JAX FAMILY CARE		1			1
ANDERSON FAMILY MEDICINE			1	100%	1
HUNEYCUTT FAMILY PRACTICE			1	100%	1
LITTLE FALLS HOSPITAL LABORATORY		1			1
BEAUMONT HOSPITAL			1	100%	1
Kroger 390 - The Little Clinic North College Hill		1			1
Henry County Health and Rehabilitation		1			1
THE LITTLE CLINIC LLC			1	100%	1
METROPOLITAN			1	100%	1
VISTA LAKE ASSISTED LIVING			1	100%	1
ORCHID TERRACE		1			1
FLORIDA HOME HEALTH			1	100%	1
HARDIN HEALTH INC		1			1
CANDLER HOSPITAL			1	100%	1

# COVID-19: testing by laboratory

Data through Feb 6, 2021 verified as of Feb 7, 2021 at 09:25 AM

Data in this report are provisional and subject to change.

The numbers in the table below represent the number of Florida and non-Florida residents for whom test results were received by the Department of Health. A person can be tested by more than one laboratory and can have both positive and negative results. **Therefore, the sum of the numbers in each column will be larger than the total number of people tested.**

Reporting lab	Inconclusive	Negative	Positive	Percent positive	Total
Arch Plaza Nursing and Rehabilitation Center			1	100%	1
CVS NC3319POCT CHARLOTTE		1			1
MEDEXPRESS URGENT CARE - LINCOLN		1			1
HEALTH NETWORK			1	100%	1
CVS AZ7263POCT PHOENIX		1			1
SURGERY CENTER, THE			1	100%	1
JACKSON MADISON CO. GEN. HOSPITAL			1	100%	1
PEDIATRIC ASSOCIATES - JACKSONVILLE			1	100%	1
SARASOTA MEMORIAL HOSPITAL		1			1
ER NEAR ME HULEN		1			1
HEALTH EXPRESS		1			1
Imperial Healthcare Centre			1	100%	1
SHAH			1	100%	1
CHILDREN'S MEMORIAL HOSPITAL			1	100%	1
GEORGE WASHINGTON UNIVERSITY HOSPITAL			1	100%	1
CVS CA9606POCT TEMECULA		1			1
FLAGLER CARE CENTER			1	100%	1
WINTER PARK MEMORIAL HOSPITAL LABORATORY		1			1
PUBLIC HEALTH LABORATORIES			1	100%	1
MID-SOUTH URGENT CARE, PLLC			1	100%	1
CONWAY - SHERWOOD URGENT CARE			1	100%	1
LEXINGTON HOSPITAL CORPORATION			1	100%	1
Kroger 682 - The Little Clinic New Holland Market			1	100%	1
PALM BEACH DIABETES AND ENDOCRINE SPECIALISTS, PA			1	100%	1
EAST END PEDIATRICS		1			1
SAINT BARNABAS MEDICAL CENTER		1			1
PEDRO L ORTEGA MD PA			1	100%	1
BAYOU URGENT CARE			1	100%	1
HELGEMO & LIOU PEDIATRICS			1	100%	1
HEALTHCARE ASSOCIATES OF IRVING, LLP			1	100%	1
OPTUM MEDICAL CLINIC IN ROCKRIMMON			1	100%	1
QUEST INC			1	100%	1
CARENOW URGENT CARE-HENDERSONVILLE		1			1
VIVEX/UMTB BIOMEDICAL			1	100%	1
Cortland Acres Association		1			1
PRIME CARE FAMILY MEDICINE			1	100%	1
CLEVELAND CLINIC OUTPATIENT LABORATORY			1	100%	1
FAMILY MEDICAL CENTER OF HOLLYWOOD PA			1	100%	1
CORPORATION OF AMERICA		1			1
KIDSVILLE PEDIATRICS III PA			1	100%	1
BROOKSVILLE REGIONAL HOSPITAL			1	100%	1
EH FARGO HOSPITAL LABORATORY			1	100%	1
CARDIAC AND VASCULAR CONSULTANTS MD PA		1			1
ROCKLEDGE HEALTH & REHABILITATION CENTER			1	100%	1
CVS PA4077POCT BELLE VERNON		1			1
Miller Health Care Center			1	100%	1
HUNTSVILLE HOSPITAL			1	100%	1

# COVID-19: testing by laboratory

Data through Feb 6, 2021 verified as of Feb 7, 2021 at 09:25 AM

Data in this report are provisional and subject to change.

The numbers in the table below represent the number of Florida and non-Florida residents for whom test results were received by the Department of Health. A person can be tested by more than one laboratory and can have both positive and negative results. **Therefore, the sum of the numbers in each column will be larger than the total number of people tested.**

Reporting lab	Inconclusive	Negative	Positive	Percent positive	Total
WESTEX URGENT CARE, PLLC			1	100%	1
INHEALTH LIFE SCIENCES LLC			1	100%	1
JACK M MATHENY II MD			1	100%	1
MID-FLORIDA CANCER CENTERS		1			1
BEST CARE COMMUNITY AND FAMILY HEALTH CENTER INC			1	100%	1
MEDEXPRESS URGENT CARE - CONWAY		1			1
Alden North Shore			1	100%	1
MEMORIAL HOSPITAL OF TAMPA			1	100%	1
MINUTECLINIC DIAGNOSTIC OF VIRGINIA, LLC #1416		1			1
ADVANCE CARDIOVASCULAR IMAGING, INC			1	100%	1
PLEASANT RIDGE MANOR WEST		1			1
SHP WESTCHESTER LLC		1			1
VIRGINIA UROLOGY		1			1
BETHESDA HOSPITAL			1	100%	1
Kroger 444 - The Little Clinic Dent		1			1
BAYSHORE DIALYSIS			1	100%	1
CACERES SPECIALIZED GYNECOLOGY		1			1
ADVENTHEALTH MEDICAL GROUP ADULT AND SENIOR HEALTH			1	100%	1
OXY-GENLAB			1	100%	1
Elm Crest Senior Living Community		1			1
THE HEART HOSPITAL BAYLOR PLANO			1	100%	1
Florence Nursing and Rehabilitation Center		1			1
SEWALLS POINT PHARMACY INC			1	100%	1
Sage Bluff Health & Rehabilitation Center		1			1
VA OPTOMETRY CLINIC			1	100%	1
MEDEXPRESS URGENT CARE - CABOT			1	100%	1
HIGHLANDS CLINICAL LABORATORY			1	100%	1
Fulton County Medical Center Long Term Care			1	100%	1
MEDICAL CLINIC OF HOUSTON			1	100%	1
ST. LUKES HOSPITAL			1	100%	1
HALIFAX FAMILY HEALTH CENTER			1	100%	1
MED CHOICE CENTER OF NORTH MIAMI			1	100%	1
AUTUMN HOUSE			1	100%	1
Sevierville Health and Rehabilitation		1			1
GREATER TAMPA AT HOME			1	100%	1
CALIFORNIA PUBLIC HEALTH LABORATORY			1	100%	1
CVS RI326POCT NORTH SMITHFIELD		1			1
Gulf Coast health and Rehabilitation, LLC		1			1
SV MOBILE HEALTH			1	100%	1
PINEVILLE PHARMACY			1	100%	1
Crisp Regional Nursing and Rehab Center		1			1
FAMILY PRACTICE OF CENTRAL FLORIDA PA			1	100%	1
LADY OF THE SEA HOSPITAL LAB			1	100%	1
HAPPY KIDZ PEDIATRICS PL			1	100%	1
MERCY MEDICAL CENTER INC			1	100%	1
Kroger 531 - The Little Clinic Waterville		1			1
EVANS FAMILY CARE PA			1	100%	1

# COVID-19: testing by laboratory

Data through Feb 6, 2021 verified as of Feb 7, 2021 at 09:25 AM

Data in this report are provisional and subject to change.

The numbers in the table below represent the number of Florida and non-Florida residents for whom test results were received by the Department of Health. A person can be tested by more than one laboratory and can have both positive and negative results. **Therefore, the sum of the numbers in each column will be larger than the total number of people tested.**

Reporting lab	Inconclusive	Negative	Positive	Percent positive	Total
DAYTONA BEACH HEALTH AND REHAB CENTER		1			1
RIDGEFIELD PEDIATRIC ASSOCIATES		1			1
OHIOHEALTH URGENT CARE			1	100%	1
MEDEX CLINIC LLC			1	100%	1
CVS NV9586POCT RENO		1			1
LAKE MARY DIALYSIS			1	100%	1
WHEATON FRANCISCAN LABORATORY			1	100%	1
Kroger 909 - The Little Clinic Hamilton			1	100%	1
PATHOLOGYT & LAB MEDICINE SERVICES			1	100%	1
URGENT DOC -NACOGODOCHES CLINIC			1	100%	1
LUMICO LIFE INSURANCE COMPANY		1			1
LEHIGH REGIONAL WOUND CENTER			1	100%	1
MEMORIAL HOSPITAL LOS BANOS			1	100%	1
MEDEXPRESS URGENT CARE - WICHITA, N MAIZE RD		1			1
NEW YORK CITY DEPARTMENT OF HEALTH			1	100%	1
NORTHEAST FLORIDA HEALTH SERVICES			1	100%	1
15 TO KNOW			1	100%	1
Country View of Sunbury			1	100%	1
The Carrington		1			1
THE INTERNAL MEDICAL GROUP		1			1
MEDEXPRESS URGENT CARE - ANDERSON		1			1
ULTIMATE KIDNEY CARE			1	100%	1
ONPOINT URGENT CARE			1	100%	1
NORTH MANATEE HEALTH CARE CENTER			1	100%	1
YOUR HEALTH PEDIATRICS INC			1	100%	1
LAB PLUS, LLC AT ASCENSION SAINT THOMA		1			1
CARTERSVILLE MEDICAL CENTER			1	100%	1
LIFE CARE CENTER OF HILTON HEAD		1			1
KIDS CARE PEDIATRICS PA			1	100%	1
PEDIATRIC URGENT CARE CENTR OF FORT WORTH-LA GRAN			1	100%	1
BETHESDA HEALTH PHYSICIANS GROUP		1			1
LAKE REGIONAL HEALTH			1	100%	1
MOSOLF PEDIATRICS PA			1	100%	1
UT HEALTH RGV CLINICAL LABORATORY			1	100%	1
CVS AZ5892POCT LAVEEN		1			1
FRASER MEMORIAL HOSPITAL			1	100%	1
SEATTLE-KING COUNTY			1	100%	1
MEDEXPRESS URGENT CARE - BENTONVILLE		1			1
ADVENTHEALTH SENIOR CARE AT ORMOND			1	100%	1
ASSOCIATES IN INTERNAL MEDICINE PA			1	100%	1
RED BUG LAKE ROAD OVIEDO COVID			1	100%	1
MULTICARE PHYSICIANS			1	100%	1
AVERA SACRED HEART HOSPITAL			1	100%	1
Arlington Care Center			1	100%	1
KETTERING MEDICAL CENTER			1	100%	1
CVS HEALTH, #5962		1			1
CAROLINAS HEALTHCARE SYSTEM LAB			1	100%	1



# COVID-19: testing by laboratory

Data through Feb 6, 2021 verified as of Feb 7, 2021 at 09:25 AM

Data in this report are provisional and subject to change.

The numbers in the table below represent the number of Florida and non-Florida residents for whom test results were received by the Department of Health. A person can be tested by more than one laboratory and can have both positive and negative results. **Therefore, the sum of the numbers in each column will be larger than the total number of people tested.**

Reporting lab	Inconclusive	Negative	Positive	Percent positive	Total
PROMUS DIAGNOSTICS, LLC			1	100%	1
MEMORIAL HOSPITAL WEST			1	100%	1
ROSLYN INTERNAL MEDICINE		1			1
LAB TEST KENDALL LLC		1			1
Bay View Nursing and Rehabilitation Center			1	100%	1
Smg At Bridgewater Family Medicine		1			1
MEDICAL ASSOCIATES OF CARTER		1			1
MEDEXPRESS URGENT CARE-BRENTWOOD		1			1
Heritage of Red Cloud		1			1
SPORTS MEDICINE CLINIC - U OF WYOMING			1	100%	1
Life Care Center of Paradise Valley		1			1
ST FRANCIS MEDICAL CENTER			1	100%	1
DSI LABORATORIES-NAPLES-7TH			1	100%	1
Manor Care of Dallastown d/b/a ManorCare Health Services - Dallastown		1			1
PALM COAST DRAW STATION/AMERICAN HEALTH ASSOCIATES		1			1
CVS MO5727POCT PLATTE CITY		1			1
Villages of St.Peters		1			1
NORTH MIAMI BEACH SURGICAL CENTER			1	100%	1
PROFESSIONAL DIALYSIS CENTER			1	100%	1
RAPID MEDLAB (002MO)		1			1
JOHN D. ARCHBOLD MEMORIAL HOSPITAL			1	100%	1
Kroger 400 - The Little Clinic Hartley Bridge Rd			1	100%	1
LABONE		1			1
PROVIDENCE PORTLAND MEDICAL CENTER		1			1
WEST CARVER MEDICAL ASSOCIATES		1			1
SOUTH DADE NURSING & REHABILITATION CENTER			1	100%	1
OSF SAINT FRANCIS MEDICAL CENTER			1	100%	1
GOOD SAMARITAN HOSPITAL			1	100%	1
CVS AZ69POCT PEORIA		1			1
PEDIATRIC PARTNERS OF ZEPHYRHILLS PA			1	100%	1
HOME AIDE SVC OF EASTERN NY INC D/B/A		1			1
AVON PARK CLUSTER		1			1
MEMORIAL HEALTH SYSTEM		1			1
Redwood Springs Healthcare			1	100%	1
FAIRVIEW SOUTHDALE			1	100%	1
FELD ENTERTAINMENT			1	100%	1
ADVANCED URGENT CARE PLLC		1			1
BEAUMONT HOSPITAL, GROSSE POINTE			1	100%	1
MOBILE MEDICAL CLINIC			1	100%	1
Bon Secours Place			1	100%	1
BAYLOR SCOTT & WHITE MEDICAL SURGICAL CLINIC			1	100%	1
Kroger 410 - The Little Clinic Trinity		1			1
METROWEST MEDICAL CENTER - FRAMINGHAM			1	100%	1
RABI SINHA, MD		1			1
RURAL/METRO MIDSOUTH,		1			1
ARNOLD PALMER HOSPITAL LAB POCT		1			1
BASCOM PALMER-MICRO LAB			1	100%	1

# COVID-19: testing by laboratory

Data through Feb 6, 2021 verified as of Feb 7, 2021 at 09:25 AM

Data in this report are provisional and subject to change.

The numbers in the table below represent the number of Florida and non-Florida residents for whom test results were received by the Department of Health. A person can be tested by more than one laboratory and can have both positive and negative results. **Therefore, the sum of the numbers in each column will be larger than the total number of people tested.**

Reporting lab	Inconclusive	Negative	Positive	Percent positive	Total
GREYSTONE HOME HEALTH OF GREATER ORLANDO LLC		1			1
Metairie Healthcare Center			1	100%	1
CLUB HEALTH AND REHABILITATION CENTER, THE		1			1
HOLSTON MEDICAL GROUP		1			1
MEADOWS PARK HEALTH AND REHABILITATION		1			1
CARESPOT - LEE VISTA			1	100%	1
MEDICAL ASSOCIATES OF BREVARD LLC		1			1
ELDER ALTERNATIVES INC			1	100%	1
SOUTH TEXAS HEALTH SYSTEM ER - WARE ROAD			1	100%	1
Mountain City Care and Rehabilitation Center		1			1
LAREDO EMERGENCY ROOM			1	100%	1
WALGREENS NO 10512			1	100%	1
LONESTAR 24HRER MANAGEMENT LLC DBA LONESTAR 24HRER			1	100%	1
American Fork Care Center dba Heritage Care Center		1			1
KIOSK MEDICINE KENTUCKY LLC		1			1
CHAMBREL AT PINECASTLE			1	100%	1
ADVENTHEALTH HOME CARE WATERMAN			1	100%	1
Parkside Manor		1			1
Kroger 686 - The Little Clinic Farragut		1			1
Consulate Health Care of Tallahassee			1	100%	1
NEW MILFORD HOSPITAL			1	100%	1
ALABAMA REFERENCE LAB			1	100%	1
FLORIDA HOSPITAL ORMOND BEACH			1	100%	1
SOMA MEDICAL CENTER PA #3 GREENACRES			1	100%	1
NORTHSIDE FAMILY MEDICINE AND URGENT CARE (HOLLY SPRINGS)		1			1
YUMA REGIONAL MEDICAL CENTER			1	100%	1
ENCORE AT BOCA RATON, THE			1	100%	1
SAINT PETE MRI			1	100%	1
DEPT OF VA MEDICAL CENTER - MIAMI			1	100%	1
DISCOVERY AT HOME, LLC			1	100%	1
SUPERKIDS PEDIATRICS			1	100%	1
NF Escambia, LLC DBA Olive BranchHealth and Rehabilitaion Center			1	100%	1
WOODHILLS LABS			1	100%	1
PREMIER MOBILE HEALTH SERVICES, LLC			1	100%	1
ST CATHERINE HOSPITAL LABORATORY			1	100%	1
ST JOHN'S HOME CARE			1	100%	1
RAMBAM URGENT CARE			1	100%	1
SELECT MEDICAL CLINIC			1	100%	1
CVS CA9721POCT ARCADIA		1			1
ADVANCED CARDIOVASCULAR DIAGNOSTICS OF FL			1	100%	1
FALKVILLE HEALTHCARE		1			1
FLORIDA STATE UNIVERSITY HEALTH SERVICES			1	100%	1
TEXAS HEALTH ARLINGTON MEMORIAL		1			1
STANLY REGIONAL MEDICAL CENTER			1	100%	1
Garden Villa Bedford		1			1
COSTCO PHARMACY #1023			1	100%	1
PEDRO MENENDEZ HEALTH CENTER AT ST JOHNS			1	100%	1

# COVID-19: testing by laboratory

Data through Feb 6, 2021 verified as of Feb 7, 2021 at 09:25 AM

Data in this report are provisional and subject to change.

The numbers in the table below represent the number of Florida and non-Florida residents for whom test results were received by the Department of Health. A person can be tested by more than one laboratory and can have both positive and negative results. **Therefore, the sum of the numbers in each column will be larger than the total number of people tested.**

Reporting lab	Inconclusive	Negative	Positive	Percent positive	Total
OMAHA VA MEDICAL CENTER			1	100%	1
ManorCare Health Services Camp Hill		1			1
NORTH SHORE HEMATOLOGY-ONCOLOGY ASSOCIATES		1			1
CENTRAL TX URGENT CARE			1	100%	1
CVS IL5797POCT CAROL STREAM		1			1
MEDEXPRESS URGENT CARE - ROSS TOWNSHIP		1			1
Rio Grande City Nursing and Rehab Center			1	100%	1
ENZO LABS INC			1	100%	1
Kroger 907 - The Little Clinic Holland		1			1
COBLESKILL REGIONAL HOSPITAL		1			1
BROOKDALE AVONDALE (BU 04360)			1	100%	1
TWIN			1	100%	1
ALLIANCE LABORATORY SERVICES			1	100%	1
DIGESTIVE DISEASE CARE PC		1			1
Kroger 353 - The Little Clinic Harpers Point		1			1
ADVENTHEALTH PHYSICIAN GROUP - APPLEWOOD			1	100%	1
APALACHEE CENTER INC		1			1
LABORATORIO BUENA SALUD			1	100%	1
CITRONELLE HEALTH AND REHABILITATION CENTER		1			1
NIBHA MEDIRATTA MD PL			1	100%	1
NHC HealthCare St. Charles		1			1
SAN JOSE CLINIC		1			1
WATERTOWN URGENT CARE		1			1
BLACKBERRY CENTER, THE		1			1
BUFFALO VAMC			1	100%	1
ATHENA PLASTIC SURGERY		1			1
Walgreens #9890		1			1
WALGREENS # 12338		1			1
MAINE HEALTH AND ENVIRONMENTAL TESTING LABORATORY			1	100%	1
COMMUNITY MEDICAL CARE			1	100%	1
Buena Vista Care Center		1			1
CLEVELAND CLINIC FLORIDA WAIVED			1	100%	1
ONslow COUNTY HEALTH DEPARTMENT			1	100%	1
NEW YORK STATE DEPTARTMENT OF HEALTH			1	100%	1
USCG AIR STATION CLEARWATER CLINIC			1	100%	1
BAPTIST HEALTH MEDICAL PLAZA			1	100%	1
CONSULATE HEALTH CARE OF VERO BEACH			1	100%	1
TRAVIS LEE THOMPSON MD			1	100%	1
FLORIDA DIGESTIVE AND LIVER SPECIALISTS			1	100%	1
ATMORE COMMUNITY HOSPITAL			1	100%	1
PARTNERS IN PRIMARY CARE		1			1
Vibrallife of El Paso Rehabilitation Center			1	100%	1
BAXTER REGIONAL MEDICAL CENTER			1	100%	1
PARK AVENUE DERMATOLOGY NORTH			1	100%	1
HOWELL BRANCH COURT			1	100%	1
MEDIPLUS CLINIC, INC			1	100%	1
PAUL C SCHWARTZ & MELVIN L WEIDMAN		1			1

# COVID-19: testing by laboratory

Data through Feb 6, 2021 verified as of Feb 7, 2021 at 09:25 AM

Data in this report are provisional and subject to change.

The numbers in the table below represent the number of Florida and non-Florida residents for whom test results were received by the Department of Health. A person can be tested by more than one laboratory and can have both positive and negative results. **Therefore, the sum of the numbers in each column will be larger than the total number of people tested.**

Reporting lab	Inconclusive	Negative	Positive	Percent positive	Total
Wedgewood Manor		1			1
MID FLORIDA DERMATOLOGY ASSOCIATES PA			1	100%	1
CMC MERCY LABORATORY			1	100%	1
PROGRESSIVE URGENT CARE, PC			1	100%	1
SPRINGBROOK HOSPITAL			1	100%	1
GALVESTON COUNTY HEALTH DISTRICT			1	100%	1
Kroger 895 - The Little Clinic Green Hills		1			1
THE TOLEDO HOSPITAL			1	100%	1
LANGLADE			1	100%	1
PEDIATRIC PARTNERS ZEPHYRHILLS			1	100%	1
WEST BOYNTON DIALYSIS			1	100%	1
UHEALTH CARDIOLOGY			1	100%	1
SELECT SPECIALTY HOSPITAL - ORLANDO SOUTH			1	100%	1
KEY BISCAYNE PEDIATRIC ASSOCIATES INC			1	100%	1
Freedom Pointe at The Villages			1	100%	1
CYPRESS CREEK DIALYSIS CTR			1	100%	1
HELIX BIOMEDICS LLC			1	100%	1
Glenburn Home		1			1
FORT LOUDOUN PRIMARY CARE		1			1
Orchid Cove at Naples			1	100%	1
IVY CREEK HEALTHCARE & WELLNESS CENTRE			1	100%	1
VITAL CARE			1	100%	1
OCALA REGIONAL KIDNEY CENTER EAST			1	100%	1
COLLIER BLVD HMA PHYSICIANS MANAGEMENT LLC			1	100%	1
RCP OF MEMORIAL WEST			1	100%	1
777 URGENT CARE			1	100%	1
MEDEXPRESS URGENT CARE, MOSSIDE		1			1
CARBON HEALTH			1	100%	1
MISSION HOSPITAL			1	100%	1
BAPTIST HOSPITAL LABORATORY			1	100%	1
MEDICAL CENTER			1	100%	1
WEST VIRGINIA UNIVERSITY HOSPITALS			1	100%	1
Kroger 419 - The Little Clinic Farmington/Exeter		1			1
SPARTANBURG REGIONAL MEDICAL CENTER			1	100%	1
TMH CANCER CENTER LABORATORY			1	100%	1
EAST FL CORE LAB			1	100%	1
Holly Hill Healthcare Center			1	100%	1
PELICAN STATE OUTPATIENT CENTER			1	100%	1
GARDENS AT MAPLEWOOD			1	100%	1
JOSHUA E CHESIR MD		1			1
MEMORIAL HERMANN KATY HOSPITAL			1	100%	1
ADAMS COUNTY HEALTH DEPARTMENT			1	100%	1
ROYAL OAK MEDICAL CENTER LLC DBA CHARACTER FAMILY			1	100%	1
NORTH RIVER FAMILY HEALTH CENTER			1	100%	1
MERITER LABORATORIES			1	100%	1
VETERANS AFFAIRS MEDICAL CENTER - EAST ORANGE			1	100%	1
SOUTHERN FAMILY HEALTH			1	100%	1

# COVID-19: testing by laboratory

Data through Feb 6, 2021 verified as of Feb 7, 2021 at 09:25 AM

Data in this report are provisional and subject to change.

The numbers in the table below represent the number of Florida and non-Florida residents for whom test results were received by the Department of Health. A person can be tested by more than one laboratory and can have both positive and negative results. **Therefore, the sum of the numbers in each column will be larger than the total number of people tested.**

Reporting lab	Inconclusive	Negative	Positive	Percent positive	Total
ENCOMPASS HEALTH REHABILITATION HOSPITAL OF MIAMI			1	100%	1
INNOVATIVE CARE II LLC			1	100%	1
LABTOX LABORATORIES			1	100%	1
NEW ERA HEALTH CENTER INC		1			1
JFK INTERNAL MEDICINE FACULTY PRACTICE			1	100%	1
ELLIS HOSPITAL URGENT CARE CENTER LAB		1			1
SUTTER GOULD MEDICAL FOUNDATION			1	100%	1
LARKIN COMMUNITY HOSPITAL PALM SPRINGS CAMPUS			1	100%	1
BAPTIST HEALTH EXPRESS CARE			1	100%	1
AUTUMN CARE OF STATESVILLE, LLC		1			1
EVEXIA DIAGNOSTICS			1	100%	1
Manor Care Health Care Services - Williamsport North		1			1
CVS MA957POCT WEST SPRINGFIELD		1			1
Kroger 753 - The Little Clinic Goss Avenue		1			1
ABBOTT LABORATORIES - OCCUPATIONAL HEALTH SERVICES			1	100%	1
PUBLIX PHARMACY #1114			1	100%	1
Heartland Health Care Center Jacksonville			1	100%	1
MEDEXPRESS URGENT CARE - MYLAN			1	100%	1
TREASURE COAST COMMUNITY HEALTH INC			1	100%	1
VAULT MEDICAL SERVICES			1	100%	1
Valley View Health and Rehabilitation, LLC		1			1
AFTER HOURS CLINIC			1	100%	1
CHILDREN'S MEDICAL CENTER-EAST ORLANDO			1	100%	1
UF HEALTH THE VILLAGES			1	100%	1
PALM BEACH COUNTY HEALTH DEPT.			1	100%	1
DESERT HOSPITAL/CPHU CLINICAL LABORATORY			1	100%	1
AVALON MEDICAL GROUP			1	100%	1
PALM COAST DIALYSIS		1			1
LAKEVIEW HEALTH CARE SYSTEM LLC			1	100%	1
SELF REGIONAL HEALTHCARE			1	100%	1
SOUTHWEST REGIONAL PCR LABORATORY			1	100%	1
COMMONWEALTH OF VIRGINIA DIVISION OF CONSOLIDATED LABORATORY SERVICES			1	100%	1
Kroger 667 - The Little Clinic Litchfield Park		1			1
CORPUS CHRISTI MEDICAL CENTER			1	100%	1
Kroger 49 - The Little Clinic Wichita - 21st St.			1	100%	1
ST VINCENTS AMBULATORY CARE INC			1	100%	1
TRIHEALTH			1	100%	1
DW MCMILLAN MEMORIAL HOSPITAL LABORATORY			1	100%	1
SUNCOAST COMMUNITY HEALTH CENTERS INC		1			1
COMMUNITY			1	100%	1
ORMOND BEACH DIALYSIS			1	100%	1
FREDERICK MEMORIAL HOSPITAL			1	100%	1
BELLMORE PEDIATRICS		1			1
SOUTH FLORIDA URGENT CARE CENTERS, LLC			1	100%	1
HAWAII DEPARTMENT OF HEALTH LAB			1	100%	1
BETHESDA DIALYSIS			1	100%	1
LYSTER MAIN LAB, FT RUCKER		1			1



# COVID-19: testing by laboratory

Data through Feb 6, 2021 verified as of Feb 7, 2021 at 09:25 AM

Data in this report are provisional and subject to change.

The numbers in the table below represent the number of Florida and non-Florida residents for whom test results were received by the Department of Health. A person can be tested by more than one laboratory and can have both positive and negative results. **Therefore, the sum of the numbers in each column will be larger than the total number of people tested.**

Reporting lab	Inconclusive	Negative	Positive	Percent positive	Total
THE NEW JEWISH HOME		1			1
Lenbrook		1			1
LAS PALMAS MEDICAL CENTER			1	100%	1
BLACKBAG DIGITAL HEALTH LLC		1			1
CAROMONT HEALTH			1	100%	1
RHODE ISLAND DEPARTMENT OF HEALTH LABORATORIES			1	100%	1
CVS TX1057POCT SAN ANTONIO		1			1
TRAFALGAR DIALYSIS			1	100%	1
DUKE UNIVERSITY POINT OF CARE TESTING PROGRAM			1	100%	1
NORTH FLORIDA FAMILY MEDICINE			1	100%	1
HENRICO DOCTOR'S LABORATORY			1	100%	1
CVS IL2297144CV CHICAGO		1			1
IVAN, MAYA			1	100%	1
LAKE COMMUNITY ACTION AGENCY		1			1
LEVY COUNTY DEPT. OF PUBLIC SAFETY			1	100%	1
MIL LAKE HEALTHCARE CENTER INC PEDIATRICS			1	100%	1
PACE UNIVERSITY HEALTH CARE		1			1
RIVERSIDE COUNTY PUBLIC HEALTH LABORATORY			1	100%	1
CVS IL8753POCT CHICAGO		1			1
MIAMI CEREBRAL PALSY RESIDENTIAL			1	100%	1
UNIVERSITY URGENT CARE			1	100%	1
PUBLIX PHARMACY # 1236			1	100%	1
STEWART MEDICAL GROUP INC			1	100%	1
HEARTLAND REGIONAL MEDICAL CENTER		1			1
Court House Center		1			1
1ST CHOICE URGENT CARE CENTER LLC			1	100%	1
MINNESOTA DEPARTMENT OF HEALTH LABORATORY			1	100%	1
CVS PA6902POCT BRYN MAWR		1			1
TENNOVA ER - SANGO			1	100%	1
UMASS MEMORIAL/MARLBORO HOSPITAL			1	100%	1
EXPRESS PHARMACY INC		1			1
SPECTRUM LABORATORY			1	100%	1
IZ MEDICAL		1			1
CARENOW URGENT CARE – SPRING			1	100%	1
WW Chem Auto SS			1	100%	1
BAPTIST MEDICAL PLAZA AT WESTCHESTER			1	100%	1
BAPTIST HEALTH SURGERY CENTER			1	100%	1
WINNIFRED ASSISTED LIVING FACILITY INC		1			1
Eagle Health and Rehabilitation		1			1
CVS NV3210POCT LAS VEGAS		1			1
Dugan Memorial Home		1			1
NORTHWEST FLORIDA SPECIALTY PHYSICIANS LLC		1			1
Kroger 126 - The Little Clinic Cottonwood		1			1
FULGENT GENETICS HOUSTON		1			1
SOUTHERN WINDS			1	100%	1
DEACONESS URGENT CARE CENTER			1	100%	1
ADVENTHEALTH DURAND			1	100%	1

# COVID-19: testing by laboratory

Data through Feb 6, 2021 verified as of Feb 7, 2021 at 09:25 AM

Data in this report are provisional and subject to change.

The numbers in the table below represent the number of Florida and non-Florida residents for whom test results were received by the Department of Health. A person can be tested by more than one laboratory and can have both positive and negative results. **Therefore, the sum of the numbers in each column will be larger than the total number of people tested.**

Reporting lab	Inconclusive	Negative	Positive	Percent positive	Total
ASCENSION ST VINCENT'S - WESTSIDE			1	100%	1
PINNACLE DIALYSIS		1			1
MED-LAKE LABORATORY			1	100%	1
QC LABORATORY			1	100%	1
TCPA CLINICAL LABORATORIES			1	100%	1
MEDONE URGENT CARE			1	100%	1
MEMORIAL HOSPITAL - BELLEVILLE			1	100%	1
LOUIS STOKES CLEVELAND VA MEDICAL CENTER			1	100%	1
OPTUM PRIMARY CARE			1	100%	1
NORWALK HOSPITAL			1	100%	1
SOUTHEASTERN HEALTH FACILITES, INC		1			1
SOUTHWEST ORLANDO FAMILY MEDICINE, PL			1	100%	1
LAKE SUCCESS EXTENDED CARE		1			1
ManorCare Rehab Center of Marietta		1			1
PORTSMOUTH REG. HOSPITAL			1	100%	1
SEACOAST PATHOLOGY PROFESSIONAL ASSOC		1			1
DEERFIELD BEACH REHABILITATION AND NURSING			1	100%	1
GOOD SAMARITAN SOCIETY - DE SMET		1			1
CVS NV5286POCT HENDERSON		1			1
ACCESS MEDICAL GROUP OF TAMPA INC			1	100%	1
COVENANT HEALTH		1			1
NYU WINTHROP LABORATORY		1			1
Carington Park			1	100%	1
REGIONAL MEDICAL LABORATORY			1	100%	1
Acts Manor House		1			1
INTERNAL MEDICINE GROUP OF CENTRAL FLORIDA			1	100%	1
STONECREST MEDICAL CENTER		1			1
SANTA ROSA PEDIATRICS			1	100%	1
BLAKE AT PENSACOLA OPERATION CO, LLC, THE			1	100%	1
CARDIOLOGY AND FITNESS MEDICINE		1			1
HEALTHPARTNERS HUDSON CLINIC			1	100%	1
UABC			1	100%	1
PASTEUR MEDICAL CENTER LLC		1			1
ORMC-ARDEN/EOI			1	100%	1
COLONIAL VILLA GOOD SAMARITAN CENTER		1			1
HIGH DESERT COURT GROUP HOME			1	100%	1
WALGREENS #5130			1	100%	1
Washington County Nursing H0me			1	100%	1
ULTIMATE ANALYSIS LABORATORY			1	100%	1
GWINNETT MEDICAL CENTER			1	100%	1
OPTIMAL MEDICINE INC		1			1
UNIVERSITY OF TEXAS AT EL PASO, THE			1	100%	1
SMA BEHAVIORAL HEALTH SERVICES INC		1			1
ADVANCE HEALTH AND WELLNESS SOLUTIONS			1	100%	1
WELLNOW URGENT CARE-OSWEGO			1	100%	1
MEDEXPRESS URGENT CARE - LAWRENCE		1			1
BAPTIST PRIMARY CARE FERNANDINA BEACH			1	100%	1

# COVID-19: testing by laboratory

Data through Feb 6, 2021 verified as of Feb 7, 2021 at 09:25 AM

Data in this report are provisional and subject to change.

The numbers in the table below represent the number of Florida and non-Florida residents for whom test results were received by the Department of Health. A person can be tested by more than one laboratory and can have both positive and negative results. **Therefore, the sum of the numbers in each column will be larger than the total number of people tested.**

Reporting lab	Inconclusive	Negative	Positive	Percent positive	Total
DOCTORS HOSPITAL OF LAREDO			1	100%	1
Kroger 328 - The Little Clinic Henderson Road		1			1
EASTSIDE MEDICAL CLINIC		1			1
CVS PA1193POCT JENKINTOWN		1			1
PHYSICIANS PRIMARY CARE LEHIGH PEDS			1	100%	1
PANCARE HEALTH - BRUCE			1	100%	1
EXCEPTIONAL EMERGENCY CENTER			1	100%	1
EDGAR PRICE FAMILY & CHILDREN HEALTHCARE CENTER			1	100%	1
CORDOVA FAMILY PRACTICE			1	100%	1
GILBERT MEDICAL GROUP			1	100%	1
NABI		1			1
FRESENIUS KIDNEY CARE FORT WALTON BEACH			1	100%	1
GAMMA HEALTHCARE, INC		1			1
VCU HEALTH SYSTEM AUTHORITY - MCV HOSPITALS			1	100%	1
MOUNT SINAI MEDICAL CENTER OF FLORIDA, INC			1	100%	1
PENSACOLA PATHOLOGY		1			1
Hackensack Univ Medical Center At Pasc		1			1
CHILDRENS SPECIALIST PEDIATRIC PULMMOLOGY &			1	100%	1
CARSON NURSING AND REHABILITATION CENTER		1			1
ST JOHN'S RIVERSIDE HOSPITAL		1			1
EAST TENNESSEE STATE UNIVERSITY		1			1
NORTH SHORE MEDICAL CENTER - SALEM HOSPITAL			1	100%	1
REGENTS PARK OF JACKSONVILLE			1	100%	1
COMMUNITY HOSPITALS INDIANAPOLIS			1	100%	1
SIGNATURE CARE MIDLAND			1	100%	1
VALUE DRUGS GREENLAWN INC		1			1
GADSDEN FAMILY PRACTICE		1			1
Schenectady Center for Rehabilitation & Nursing		1			1
BRUCE S WEST MD			1	100%	1
MD NOW MEDICAL CENTERS, INC			1	100%	1
Robert Wood Johnson University Hospital			1	100%	1
MID-FLORIDA PATHOLOGY LLC		1			1
CVS CA9715POCT THOUSAND OAKS		1			1
MINUTE CLINIC DIAGNOSTIC MED GRP OF CA		1			1
TITUSVILLE REHABILITATION AND NURSING CENTER		1			1
CVS OH3301POCT WOODMERE		1			1
TRINITY DIALYSIS			1	100%	1
THEDACARE FAMILY MEDICINE GATEWAY			1	100%	1
ACCESS FAMILY CARE LLC			1	100%	1
PRISMA HEALTH TUOMEY LABORATORY			1	100%	1
SOLARIS HEALTHCARE PLANT CITY		1			1
MEDICAL CITY NORTH HILLS			1	100%	1
NEMOURS CHILDREN'S PRIMARY CARE			1	100%	1
FLORIDA CLINICAL LABORATORY INC DBA			1	100%	1
BAYCARE OUTREACH LAB WH SOUTH			1	100%	1
WALGREENS NO 19542		1			1
SANTA MONICA CA-UCLA MC			1	100%	1

# COVID-19: testing by laboratory

Data through Feb 6, 2021 verified as of Feb 7, 2021 at 09:25 AM

Data in this report are provisional and subject to change.

The numbers in the table below represent the number of Florida and non-Florida residents for whom test results were received by the Department of Health. A person can be tested by more than one laboratory and can have both positive and negative results. **Therefore, the sum of the numbers in each column will be larger than the total number of people tested.**

Reporting lab	Inconclusive	Negative	Positive	Percent positive	Total
CVS GA7064POCT STOCKBRIDGE		1			1
ORLANDO HEALTH MEDICAL GROUP			1	100%	1
MINUTE CLINIC DIAGNOSTIC PA			1	100%	1
COASTAL PEDIATRICS LLC			1	100%	1
HALIFAX HEALTH PRIMARY CARE			1	100%	1
CARENOW MIDTOWN			1	100%	1
LAKEWOOD RANCH MEDICAL GROUP LLC			1	100%	1
Kroger 441 - The Little Clinic Middletown		1			1
CERMAK HEALTH SERVICES			1	100%	1
ADVANCED RESEARCH AND DIAGNOSTIC LABORATORY UNIVERSITY OF MINNESOTA			1	100%	1
Springdale Village		1			1
FAMILY MEDICAL CENTER		1			1
ST. MARY MEDICAL CENTER		1			1
SUREPOINT URGENT CARE PADRE ISLAND			1	100%	1
LAKESIDE MEDICAL CENTER		1			1
LEHIGH PULMONARY ASSOCIATES			1	100%	1
NSPIRE HEALTHCARE PLANTATION			1	100%	1
NORTH PALM CHIDRENS PHYSICIANS			1	100%	1
NORTH SHORE HEMATOLOGY-ONCOLOGY ASSOCIATES PC		1			1
ISLAND NURSING HOME			1	100%	1
USF PHYSICIANS GROUP			1	100%	1
EASTGENE LABORATORIES		1			1
ASHLEY CLINICAL DIAGNOSTIC LABORATORY			1	100%	1
ROYAL PALM PEDIATRICS			1	100%	1
LAMARQUE DIALYSIS			1	100%	1
Princeton Place			1	100%	1
SPEARE MEMORIAL HOSPITAL			1	100%	1
Kroger 752 - The Little Clinic Central Station		1			1
NEVADA DEPARTMENT OF HEALTH AND HUMAN SERVICES			1	100%	1
Shoreline Care Center			1	100%	1
SACRED HEART HEALTH SYSTEM- MIDWIFE PROGRAM			1	100%	1
AFFILIATED LABORATORIES INC			1	100%	1
SOUTHWEST FLORIDA DIVISION LAB			1	100%	1
Strasburg Care Center		1			1
CARESPOT EXPRESS HEALTHCARE BOYNTON BEACH			1	100%	1
Walgreens #5065		1			1
BOND COUNTY HEALTH DEPARTMENT			1	100%	1
DIMMIT REGIONAL HOSPITAL			1	100%	1
Hillside Rehab and Care Center			1	100%	1
CLERMONT PEDIATRICS, PA			1	100%	1
BIOMAT ORLANDO		1			1
CENTRAL ALABAMA HEALTH CARE SYSTEM			1	100%	1
Kroger 465 - The Little Clinic Oakley		1			1
EAST RIDGE RETIREMENT VILLAGE INC		1			1
COLOMBO'S PHARMACY		1			1
TAMPA HEALTH CARE PROVIDERS PA		1			1
CHI ST VINCENT LITTLE ROCK DIAGNOSTIC CLINIC			1	100%	1

# COVID-19: testing by laboratory

Data through Feb 6, 2021 verified as of Feb 7, 2021 at 09:25 AM

Data in this report are provisional and subject to change.

The numbers in the table below represent the number of Florida and non-Florida residents for whom test results were received by the Department of Health. A person can be tested by more than one laboratory and can have both positive and negative results. **Therefore, the sum of the numbers in each column will be larger than the total number of people tested.**

Reporting lab	Inconclusive	Negative	Positive	Percent positive	Total
MOUNT ST MARYS HOSPITAL OF NIAGARA FALLS			1	100%	1
HARRIS URGENT CARE CENTER			1	100%	1
MERRILL GARDENS AT CHAMPIONSGATE			1	100%	1
Kroger 777 - The Little Clinic Shelbyville		1			1
LIFE CARE CENTER OF GWINNETT		1			1
SHANNON CLARK OD, PA			1	100%	1
FREEPORT ER DOX URGENT CARE		1			1
POETS WALK SARASOTA			1	100%	1
El Paso Health Care Center			1	100%	1
FAIRFIELD MEDICAL CENTER			1	100%	1
ST JOHNS MEDICAL CENTER		1			1
PALM SPRINGS GENERAL HOSPITAL			1	100%	1
PUTNAM CO HOSPITAL-D/B/A ASBURY TOWERS		1			1
CVS IL4778POCT EVANSTON		1			1
Bivins Pointe			1	100%	1
ORDRS, INC.			1	100%	1
VISTA DEL SOL MED ASSOC		1			1
Woodstock Nursing and Rehabilitation Center		1			1
BATESVILLE - SHERWOOD URGENT CARE			1	100%	1
INTERNAL MEDICINE ASSOCIATES		1			1
MT CARMEL PHARMACY INC		1			1
Glen Oaks Health and REhabilitation		1			1
Maple Lane Nursing Home		1			1
CVS IL2297652CV CHICAGO		1			1
KANA MEDICAL			1	100%	1
ATHENS LIMESTONE HOSPITAL		1			1
SUNCOAST PRIMARY CARE LLC			1	100%	1
MINUTE CLINIC DIAGNOSTIC OF VIRGINIA, LLC #6292		1			1
Sunnybrook Rehabilitation Center			1	100%	1
ARIZA WELLNESS CARE LLC			1	100%	1
HEALTHCARE AND REHAB OF SANFORD			1	100%	1
TITUS REGIONAL MEDICAL CENTER			1	100%	1
KENT		1			1
BASCOM PALMER EYE INSTITUTE			1	100%	1
CAREHERE HUDSON BAY			1	100%	1
TEVAPHARM			1	100%	1
ELITE MEDICAL LABORATORY SOLUTIONS LLC			1	100%	1
DOCTORS MEMORIAL HOSP HOME HEALTH CARE		1			1
CAREWELL 203			1	100%	1
UCH LAB			1	100%	1
Oregon Veterans Home The Dalles		1			1
COMMUNITY MEDICAL CENTER-ORANGE CITY		1			1
HALEYVILLE HEALTH CARE CENTER		1			1
ARCADIA DIALYSIS CENTER			1	100%	1
NATIONAL INSTITUTES OF HEALTH CLINICAL CENTER			1	100%	1
Birmingham Nursing and Rehabilitation East LLC		1			1
Ravenwood Speciality Care		1			1



# COVID-19: testing by laboratory

Data through Feb 6, 2021 verified as of Feb 7, 2021 at 09:25 AM

Data in this report are provisional and subject to change.

The numbers in the table below represent the number of Florida and non-Florida residents for whom test results were received by the Department of Health. A person can be tested by more than one laboratory and can have both positive and negative results. **Therefore, the sum of the numbers in each column will be larger than the total number of people tested.**

Reporting lab	Inconclusive	Negative	Positive	Percent positive	Total
AZALEALAND NURSING HOME		1			1
Manassas Health & Rehab			1	100%	1
DERMDX, DIV OF AURORA DIAGNOSTICS/BERNHARDT LAB		1			1
CAN COMMUNITY HEALTH LLC		1			1
Kroger 409 - The Little Clinic Hebron Marketplace			1	100%	1
FIRST CARE WALK IN CLINIC LLC			1	100%	1
ST MICHAEL'S ELITE MEDICAL HOSPITAL			1	100%	1
PROGENESIS INC			1	100%	1
SUMMERFIELD PAIN MANAGEMENT			1	100%	1
BEAUMONT REFERENCE LABORATORY			1	100%	1
EAST COAST INSTITUTE FOR RESEARCH LLC			1	100%	1
ADVANCE MD CARE			1	100%	1
Robinson Terrace Rehabilitation and Nursing Center		1			1
KENNEDY BOULEVARD DIALYSIS			1	100%	1
PRIMARY CARE GROUP LLC		1			1
FLORIDA ADVANCED MEDICAL AND DERM AESTHETICS LLC			1	100%	1
Monument Health Strugis Care Center		1			1
Niles Nursing and Rehab. Center		1			1
URGENT TEAM MANAGEMENT OF TENNESSEE, L			1	100%	1
CVS MA2297677CV BOSTON		1			1
PCG MOLECULAR			1	100%	1
INDIAN RIDGE		1			1
BROOKDALE PALM COAST		1			1
DECATUR MORGAN HOSPITAL - DECATUR GENE		1			1
COASTAL ER IX, PHYSICIANS PREMIER			1	100%	1
JMC TALLAHASSEE, LLC			1	100%	1
ADVANTA LABS, LLC		1			1
LSU MEDICAL CENTER			1	100%	1
Kroger 923 - The Little Clinic Centerville		1			1
TMH PHYSICIAN PARTNERS			1	100%	1
NORTHEAST TEXAS DIALYSIS		1			1
Cooperstown Center for Nursing and Rehabillitation		1			1
ST. VINCENT HOSPITAL			1	100%	1
THE LITTLE CLINIC, LLC			1	100%	1
Baypoint Healthcare Center			1	100%	1
MARTIN MEM FAMILY CARE AT ST LUCIE W			1	100%	1
FOUNDATION LABORATORY			1	100%	1
MED TECH CLINICAL LABORATORY		1			1
PORTAGE MEDICAL CENTER			1	100%	1
NANCY M WORTHINGTON MD PA			1	100%	1
ASHLEY PEDICATRICS DAY AND NIGHT CLINIC			1	100%	1
WINCHESTER HOSPITAL			1	100%	1
PRACTITIONERS IN MOTION			1	100%	1
Kroger 699 - The Little Clinic Smyrna		1			1
SIMPLY HEALTHCARE AND WELLNESS CLINIC, PC			1	100%	1
MINUTECLINIC DIAG OF IND, LLC #6250		1			1
C A R E S		1			1

# COVID-19: testing by laboratory

Data through Feb 6, 2021 verified as of Feb 7, 2021 at 09:25 AM

Data in this report are provisional and subject to change.

The numbers in the table below represent the number of Florida and non-Florida residents for whom test results were received by the Department of Health. A person can be tested by more than one laboratory and can have both positive and negative results. **Therefore, the sum of the numbers in each column will be larger than the total number of people tested.**

Reporting lab	Inconclusive	Negative	Positive	Percent positive	Total
INDIANA STATE DEPARTMENT OF HEALTH CLINIC MICROBIOLOGY		1			1
MEDSTAR HEALTH URGENT CARE			1	100%	1
OCEAN MEDICAL CENTER		1			1
MAINE CENTER FOR DISEASE CONTROL AND PREVENTION			1	100%	1
GENESEE COUNTY HEALTH DEPARTMENT		1			1
REELFOOT FAMILY WALK-IN CLINIC		1			1
STAMFORD HOSPITAL			1	100%	1
SHERIDAN AT HOBE SOUND, THE			1	100%	1
MINUTECLINIC DIAGNOSTIC OF KANSAS, PC		1			1
SHAW MEDICAL GROUP LLC			1	100%	1
CVS IN6559POCT AVON		1			1
PALOMAR MEDICAL CENTER			1	100%	1
ATLANTIC DIAGNOSTICS			1	100%	1
CVS CT288POCT BRISTOL		1			1
SIGNATURE CARE COLLEGE STATION			1	100%	1
NEMOURS CHILDREN'S HOSPITAL			1	100%	1
CHRISTIANA HOSPITAL		1			1
Medicalodges Neosho			1	100%	1
HEALTH FIRST HOME CARE		1			1
CENTRAL JERSEY URGENT CARE		1			1
FLORHAM PARK ENDOSCOPY CENTER		1			1
GOLDING-GRANADO MEDICAL ASSOCIATES		1			1
MINUTE CLINIC DIAGNOSTICS OF IN, LLC #6252		1			1
FLAGLER COUNTY BOARD OF COUNTY COMMISSIONERS			1	100%	1
LITTLE COMPANY OF MARY HOSPITAL			1	100%	1
BRIAN C GRINER MD LLC			1	100%	1
WY RETIREMENT CENTER		1			1
EILEEN TURBESSI MD PA		1			1
Broomall Manor		1			1
EUGENE T FINAN, MD			1	100%	1
MEDCOR INC			1	100%	1
HIGHLAND PARK LAKEWOOD PRESTON HOLLOW			1	100%	1
Senatobia Healthcare & Rehab		1			1
ABSOLUTE QUICK CARE			1	100%	1
PHYSICIANS IMMEDIATE CARE			1	100%	1
WALGREENS #15291		1			1
RIDGE OPTUM FLORIDA			1	100%	1
SPECIALTY DRUG TESTING			1	100%	1
WALGREENS #10854		1			1
AMICUS MEDICAL CENTER LLC			1	100%	1
SOUTH COUNTY MEDICAL CENTER			1	100%	1
Chateau Girardeau			1	100%	1
MADISON FACILITY INC			1	100%	1
Kroger 596 - The Little Clinic Brentwood		1			1
ARIZONA STATE LABORATORY			1	100%	1
MD NOW URGENT CARE			1	100%	1
BREVARD FAMILY WALK IN CLINIC			1	100%	1

# COVID-19: testing by laboratory

Data through Feb 6, 2021 verified as of Feb 7, 2021 at 09:25 AM

Data in this report are provisional and subject to change.

The numbers in the table below represent the number of Florida and non-Florida residents for whom test results were received by the Department of Health. A person can be tested by more than one laboratory and can have both positive and negative results. **Therefore, the sum of the numbers in each column will be larger than the total number of people tested.**

Reporting lab	Inconclusive	Negative	Positive	Percent positive	Total
HARDIN MEMORIAL HOSPITAL - HEARTLAND PATHOLOGY CONSULTANTS			1	100%	1
FLORIDA HEART AND VASCULAR MULTISPECIALTY GROUP PA			1	100%	1
SOUTHEASTERN PATHOLOGY ASSOCIATES			1	100%	1
IMMY LABS			1	100%	1
MAYO MEDICAL LABORATORIES			1	100%	1
BAPTIST MINOR MEDICAL CENTER			1	100%	1
Kroger 086 - The Little Clinic Broomfield-Sheridan		1			1
MINUTECLINIC DIAGNOSTIC OF NH, LLC (CL		1			1
Seal Rock Healthcare		1			1
SONORAN DESERT PATHOLOGY			1	100%	1
FASTMED URGENT CARE			1	100%	1
BROOKDALE FORT WALTON BEACH			1	100%	1
SAINT JOSEPH'S HOSPITAL AND MEDICAL CENTER		1			1
ROBERTS WESLEYAN COLLEGE HEALTH CENTE		1			1
SUNSHINE STATE DIALYSIS			1	100%	1
CLEVELAND HEARTLAB			1	100%	1
YOUTH HEALTH CENTER OF HUNTINGTON		1			1
Good Samaritan Society - Albion		1			1
Summit Medical Group Morristown Oncology		1			1
FRANKLIN CBOC			1	100%	1
Mercy Manor Transition Center			1	100%	1
EVERGREEN NURSING HOME		1			1
Florence Home		1			1
MEDOR/ACC SYNCHRONY			1	100%	1
MEDEXPRESS URGENT CARE - TOPEKA, SW WANAMAKER RD		1			1
JACKSONVILLE VA OPC			1	100%	1
CVS OH4300POCT STRONGSVILLE		1			1
ADVANCED LABORATORY SERVICES			1	100%	1
Kroger - KRO03500568			1	100%	1
BRISTOL CHILDRENS CLINIC			1	100%	1
GENEVA FAMILY HEALTH			1	100%	1
Melbourne Terrace Rehabilitation Center			1	100%	1
TMH URGENT CARE CENTER			1	100%	1
CVS TX3292POCT WYLIE		1			1
DOYLESTOWN HOSPITAL			1	100%	1
Kroger 550 - The Little Clinic Bellevue		1			1
Ashland Place Health and Rehabilitation, LLC		1			1
LAKE LURE HEALTH CENTER			1	100%	1
HSRE-ASL CASSELBERRY TRS, LLC			1	100%	1
STERLING HOUSE OF PORT ORANGE		1			1
CVS SC2736POCT MURRELLS INLET		1			1
WESTOX LABS		1			1
Pinnacle Assisted Living			1	100%	1
Carrollton Manor Inc		1			1
WILMINGTON NURSING AND REHAB			1	100%	1
CHATSWORTH ASSISTED LIVING COMMUNITY AT PGA NATIONAL			1	100%	1
Kroger - KRO03400316			1	100%	1

# COVID-19: testing by laboratory

Data through Feb 6, 2021 verified as of Feb 7, 2021 at 09:25 AM

Data in this report are provisional and subject to change.

The numbers in the table below represent the number of Florida and non-Florida residents for whom test results were received by the Department of Health. A person can be tested by more than one laboratory and can have both positive and negative results. **Therefore, the sum of the numbers in each column will be larger than the total number of people tested.**

Reporting lab	Inconclusive	Negative	Positive	Percent positive	Total
ALL PRO ORTHOPEDICS & SPORTS MEDICINE, PA			1	100%	1
EXACCARE KINGSTON, LLC			1	100%	1
SYNAPSE ANALYTICAL LABS		1			1
ST ANTHONY'S PINELLAS CARE CLINIC			1	100%	1
Cottage of the Shoals		1			1
WELLINGTON WEST 100176			1	100%	1
SUN CITY DIAGNOSTIC CENTER			1	100%	1
Walgreens #3661		1			1
ATHENS MEDICAL CENTER			1	100%	1
DEVITA		1			1
POUDRE VALLEY HOSPITAL			1	100%	1
THE CHRIST HOSPITAL			1	100%	1
BLOOD SYSTEMS LABORATORIES			1	100%	1
CAREFIRST URGENT CARE - BEECHMONT			1	100%	1
CVS OH4301POCT NORTHFIELD		1			1
OAKMONT WEST- GREENVILLE SC		1			1
CVS M08595POCT RAYMORE		1			1
Big River Nursing and Rehab		1			1
GOOD SAMARITAN SOCIETY-FOREST CITY		1			1
CVS TX7162POCT HOUSTON		1			1
SOUTHERN SPRINGS HEALTH CARE		1			1
ADVENTHEALTH MEDICAL GROUP FAMILY AND INTERNAL			1	100%	1
QUALITY LAB			1	100%	1
FRESENIUS SOUTH FORT MYERS		1			1
ADVANCED MEDICAL LABORATORIES (AML)			1	100%	1
HIGHLAND LABORATORY			1	100%	1
MINUTECLINIC DIAG OF IND, LLC #4368		1			1
PENINSULA REGIONAL MED CTR LAB			1	100%	1
Garden View Care Center at Dougherty Ferry		1			1
WINDSOR MANOR			1	100%	1
LEELANAU OPCO, LLC		1			1
Kroger 339 - The Little Clinic Highlands - Bardstown Road		1			1
CVS PA5890POCT MONROEVILLE			1	100%	1
AESTHETIC PHYSICIANS PC			1	100%	1
LANGLEY DIALYSIS			1	100%	1
CUSTOM SCRIPTS PHARMACY		1			1
A G RHODES HOME AT WESLEY WOODS		1			1
STEWART FLORIDA ALF, INC			1	100%	1
SANFORD LABORATORIES WATERTOWN			1	100%	1
441 URGENT CARE CENTER - BROWNWOOD			1	100%	1
Heartland of Perrysburg		1			1
FLAGLER PROFESSIONAL HEALTH CARE SERVICES INC		1			1
RIVERSIDE MEDICAL CENTER		1			1
MEDEXPRESS-DOVER		1			1
Walgreens #9278		1			1
ALLIED PHYSICIANS GROUP		1			1
Kroger 368 - The Little Clinic Frankfort West		1			1

# COVID-19: testing by laboratory

Data through Feb 6, 2021 verified as of Feb 7, 2021 at 09:25 AM

Data in this report are provisional and subject to change.

The numbers in the table below represent the number of Florida and non-Florida residents for whom test results were received by the Department of Health. A person can be tested by more than one laboratory and can have both positive and negative results. **Therefore, the sum of the numbers in each column will be larger than the total number of people tested.**

Reporting lab	Inconclusive	Negative	Positive	Percent positive	Total
SPARTA HEALTH & REHAB		1			1
Victory Health and Rehabilitation			1	100%	1
MDS PHARMA SERVICES		1			1
SANTA CLARA VALLEY MEDICAL CENTER			1	100%	1
VERITAS GENETICS, INC.			1	100%	1
USC VERDUGO HILLS HOSPITAL			1	100%	1
REGIONAL MED CTR BAYONET POINT			1	100%	1
BROOKSHIRE, THE			1	100%	1
WEST FLORIDA HOSPITAL LABORATORY			1	100%	1
WRIGHT PATTERSON AFB MEDICAL CENTER			1	100%	1
NORDX			1	100%	1
APS-SUMMIT CARE PHARMACY, LLC DBA OMNICARE		1			1
LOGAN COUNTY HOSPITAL			1	100%	1
PALM WEST INTERNIST PA			1	100%	1
Kroger 929 - The Little Clinic Corryville		1			1
APOLLOMDX LLC			1	100%	1
Regency Square			1	100%	1
FLORIDA DEPARTMENT OF HEALTH IN CITRUS COUNTY		1			1
FIVE STAR PREMIER RESIDENCES OF POMPANO BEACH			1	100%	1
Sears Coastal Nursing and Rehab		1			1
GENESIS HEALTH SYSTEM			1	100%	1
Virginia Gay Nursing and Rehab		1			1
MEDEXPRESS URGENT CARE-MEADVILLE			1	100%	1
WORKFORCE HEALTH DEPARTMENT			1	100%	1
CVS IL2798POCT CHICAGO			1	100%	1
THE MEDICAL CENTER			1	100%	1
WATERS EDGE ELEMENTARY SCHOOL			1	100%	1
PEDIATRIC ASSOCIATES - MIAMI LAKES		1			1
Long Beach Care Center			1	100%	1
CVS OH6164POCT DELAWARE		1			1
COLONIAL MEDICAL CENTER-EAST ORLANDO			1	100%	1
APPLECARE URGENT CARE KINGSLAND			1	100%	1
Masonic Medical Research Institute			1	100%	1
WOMENS CARE FLORIDA LLC			1	100%	1
CFHC - FROSTPROOF			1	100%	1
ADVANCED HEALTHCARE ASSOCIATES		1			1
YOUR KIDS URGENT CARE			1	100%	1
OMNI HEALTHCARE INC			1	100%	1
Good Samaritan Society-Atkinson		1			1
MIAMI CHILDRENS HOSPITAL MIDTOWN OUTPATIENT CENTER			1	100%	1
BAYFRONT CARDIOVASCULAR ASSOCIATES			1	100%	1
TAMPA GENERAL MEDICAL GROUP LABORATORY HEALTHPARK			1	100%	1
HEART HOSPITAL OF LAFAYETTE: EMERGENCY ROOM			1	100%	1
Autumn Care of Suffolk		1			1
Portsmouth Health and Rehab			1	100%	1
Kroger 519 - The Little Clinic Staples Mill Road		1			1
WMC HEALTH GROUP OF KISSIMMEE LLC			1	100%	1



# COVID-19: testing by laboratory

Data through Feb 6, 2021 verified as of Feb 7, 2021 at 09:25 AM

Data in this report are provisional and subject to change.

The numbers in the table below represent the number of Florida and non-Florida residents for whom test results were received by the Department of Health. A person can be tested by more than one laboratory and can have both positive and negative results. **Therefore, the sum of the numbers in each column will be larger than the total number of people tested.**

Reporting lab	Inconclusive	Negative	Positive	Percent positive	Total
BRITTNEY WHELIHAN IRWIN ARNP LLC			1	100%	1
Rockcastle Health and Rehab		1			1
MARQUETTE GENERAL HOSPITAL			1	100%	1
CHIPLEY DIALYSIS			1	100%	1
PROGRESSIVE MEDICAL LAB LLC			1	100%	1
Brio of Johnston		1			1
LOURDES URGENT CARE			1	100%	1
PRIMACARE MEDICAL LAKEWOOD			1	100%	1
PM PEDIATRICS PC			1	100%	1
THE CLINIC ON SIXTH			1	100%	1
DEVLAB, LLC			1	100%	1
INDIAN RIVER CLINICAL LABORATORY, INC.		1			1
LOPEZ		1			1
Birmingham Nursing & Rehab Center		1			1
UF HEALTH - WILDLIGHT			1	100%	1
MEDEXPRESS URGENT CARE CHICOPEE			1	100%	1
MEA PRIMARY CARE PLUS BYRAM			1	100%	1
PANCARE HEALTH - CARR ELEM & MIDDLE SCHOOL			1	100%	1
ST JOHNS EPISCOPAL HOSPITAL SOUTH SHORE		1			1
TRIPLE O RESEARCH INSTITUTE PA			1	100%	1
NORTH BREVARD CHILDRENS MEDICAL CENTER			1	100%	1
ALL CARE URGENT CARE			1	100%	1
WARREN GENERAL HOSPITAL			1	100%	1
PULMONARY MEDICINE		1			1
Kroger 717 - The Little Clinic Dolphin Drive			1	100%	1
ELATION HEALTH		1			1
Walgreens #11724		1			1
MEDTOWN PHARMACY			1	100%	1
Kroger 522 - The Little Clinic Gahanna		1			1
WESLEY MEDICAL CENTER			1	100%	1
RAYMOND F CARON MD			1	100%	1
BLUFFTON HEALTH CENTER			1	100%	1
BRONSON METHODIST HOSPITAL			1	100%	1
LANTANA HC LAB			1	100%	1
NASSAU COUNTY HEALTH DEPARTMENT-FERNANDINA BEACH C		1			1
DEVANSH LAB WERKS		1			1
COMMUNITY HEALTH CENTERS OF PINELLAS, INC			1	100%	1
Lemont Nursing and Rehab Center			1	100%	1
Livingston County Center for Nursing and Rehabilitation		1			1
CVS MD1515POCT LEONARDTOWN		1			1
SIPERSTEIN DERMATOLOGY LLC			1	100%	1
SUNCOAST RESEARCH GROUP LLC			1	100%	1
PALMETTO PRIMARY CARE PHYSICIANS			1	100%	1
SHRIVERS PHARMACY AND WELLNESS CENTER			1	100%	1
Mayfair Village Nursing Care Center		1			1
ROSE HAVEN NURSING CENTER		1			1
CARENOW-MONTGOMERY			1	100%	1

# COVID-19: testing by laboratory

Data through Feb 6, 2021 verified as of Feb 7, 2021 at 09:25 AM

Data in this report are provisional and subject to change.

The numbers in the table below represent the number of Florida and non-Florida residents for whom test results were received by the Department of Health. A person can be tested by more than one laboratory and can have both positive and negative results. **Therefore, the sum of the numbers in each column will be larger than the total number of people tested.**

Reporting lab	Inconclusive	Negative	Positive	Percent positive	Total
A.G. Rhodes		1			1
Beth Sholom Home of Eastern Virginia			1	100%	1
CVS IL8750POCT CHICAGO		1			1
ALLEGANY COUNTY DEPARTMENT OF HEALTH		1			1
AURORA CONSOLIDATED LABORATORY			1	100%	1
Hillside Manor Rehabilitation and Extended Care Center		1			1
Dulles Health and Rehab Center		1			1
Falmouth By The Sea			1	100%	1
CARINGPLUS HOMECARE LLC			1	100%	1
BOLLES SCHOOL, THE			1	100%	1
LabCorp L#09258295 M#09258285			1	100%	1
EXCEL URGENT CARE OF NJ			1	100%	1
GATEWAY LABORATORIES		1			1
BRANDON OUTREACH CLINIC			1	100%	1
WAYNE COUNTY PUBLIC HEALTH		1			1
ST JOHN'S MEDICAL CENTER, TETON VILLAGE			1	100%	1
TRUCARE LIVING CENTERS - SELMA			1	100%	1
HERNANDO COUNTY HEALTH DEPT			1	100%	1
The Center at Centennial			1	100%	1
NASSAU COUNTY HEALTH DEPARTMENT		1			1
PALMETTO BAY MEDICAL CENTER			1	100%	1
Riviera Health Resort		1			1
VA ST LOUIS HEALTH CARE SYSTEM			1	100%	1
METHODISM MIDLOTHIAN MEDICAL CENTER			1	100%	1
TIMPANOGOS REGIONAL HOSPITAL			1	100%	1
PREVENTIVE CARDIOLOGY AND INTERNAL MEDICINE ASSOCI			1	100%	1
THYROID SPECIALTY LABORATORY			1	100%	1
NEW ULM MEDICAL CENTER			1	100%	1
CVS IN5696POCT FORT WAYNE		1			1
TALLAHASSEE DIALYSIS		1			1
CLINICAL MICROBIOLOGY LAB FAIRVIEW UNIVERSITY HOSPITAL			1	100%	1
CVS TN4624POCT KNOXVILLE			1	100%	1
CARING PROFESSIONAL HEALTH CARE LLC		1			1
CLARKSVILLE MANOR INC		1			1
BRUSHY CREEK FAMILY HOSPITAL			1	100%	1
RESTORE MEDICAL PARTNERS PLLC			1	100%	1
VANAJA SUREDDI MD PA			1	100%	1
FIRST CARE OF GAINESVILLE			1	100%	1
UNITED HEALTHCARE			1	100%	1
MEDEXPRESS URGENT CARE - PATRICK STREE			1	100%	1
EDWARD HOSPITAL			1	100%	1
SC-GA2018 THE RIDGE REHABILITATION & H		1			1
HAVASU REGIONAL MEDICAL CENTER			1	100%	1
MEDEXPRESS URGENT CARE - BECKLEY		1			1
Oak Hill Health & Rehabilitation Center			1	100%	1
CLINTON DRUG STORE		1			1
FLORIDA MEDICAL CLINIC PA GI			1	100%	1

# COVID-19: testing by laboratory

Data through Feb 6, 2021 verified as of Feb 7, 2021 at 09:25 AM

Data in this report are provisional and subject to change.

The numbers in the table below represent the number of Florida and non-Florida residents for whom test results were received by the Department of Health. A person can be tested by more than one laboratory and can have both positive and negative results. **Therefore, the sum of the numbers in each column will be larger than the total number of people tested.**

Reporting lab	Inconclusive	Negative	Positive	Percent positive	Total
ANDREWS			1	100%	1
MARYWOOD HEIGHTS		1			1
ASANTE ROGUE REGIONAL MEDICAL CENTER L		1			1
WAKULLA URGENT CARE & DIAGNOSTIC			1	100%	1
OCALA RKC EAST HEMO #1			1	100%	1
DILELLA			1	100%	1
SKYRIDGE CLINICAL ASSOCIATES		1			1
STANDIFER PLACE		1			1
MINUTECLINIC DIAGNOSTIC, PA		1			1
SUNY AT STONY BROOK			1	100%	1
NEMOURS CHILDRENS URGENT CARE			1	100%	1
Riverside Nursing & Rehabilitation Center		1			1
ADVANCE GASTROENTEROLOGY			1	100%	1
PROVIDENCE HOSPITAL			1	100%	1
HOLYOKE MEDICAL CENTER			1	100%	1
LAB. CORP. OF AMERICA			1	100%	1
Accordius Health at Gastonia			1	100%	1
PARKWAY REGIONAL MEDICAL CENTER LAB			1	100%	1
Brown Memorial Home		1			1
VA COMMUNITY BASED CLINIC - LAKE CITY			1	100%	1
PRIMARY AND URGENT CARE			1	100%	1
MEDEXPRESS URGENT CARE - BENTON		1			1
MCH PHYSICIANS GROUP			1	100%	1
MARTIN LUTHER KING RENAL INSTITUTE			1	100%	1
HEALTHCARE FOR THE HOMELESS			1	100%	1
Oakland Nursing and Rehabilitation Center		1			1
INFECTION CONTROL DEPT			1	100%	1
CSL PLASMA LAB			1	100%	1
CLEMENT MANOR HEALTH CENTER		1			1
Valley Center (WV)			1	100%	1
Vista Park			1	100%	1
COLLINS NURSING HOME		1			1
PHYSICIAN ASSOCIATES, LLC			1	100%	1
UNIVERSITY OF IOWA HOSPITALS & CLINICS			1	100%	1
MEDAC AT PORTERS NECK			1	100%	1
CONSOLIDATED			1	100%	1
PRIMARY CARE & PEDIATRICS - SHEPHERSTOWN		1			1
GRAND VIEW HOSPITAL			1	100%	1
ST GERARD'S COMMUNITY OF CARE		1			1
WALGREENS #01398			1	100%	1
DEVLIN MANOR NURSING AND REHABILITATION		1			1
MEDICAL CENTER OF CENTRAL GEORGIA			1	100%	1
ANSWERS RESOURCE FACILITY		1			1
CVS CA9803POCT RIVERSIDE		1			1
MARYLAND DEPARTMENT OF HEALTH AND MENTAL HYGIENE			1	100%	1
PATHLAB SERVICES			1	100%	1
LAKE PEDIATRICS			1	100%	1

# COVID-19: testing by laboratory

Data through Feb 6, 2021 verified as of Feb 7, 2021 at 09:25 AM

Data in this report are provisional and subject to change.

The numbers in the table below represent the number of Florida and non-Florida residents for whom test results were received by the Department of Health. A person can be tested by more than one laboratory and can have both positive and negative results. **Therefore, the sum of the numbers in each column will be larger than the total number of people tested.**

Reporting lab	Inconclusive	Negative	Positive	Percent positive	Total
MALUHIA		1			1
CENTRAL FLORIDA INTERNAL OCCUPATIONAL AND		1			1
SEASONS HOSPICE AND PALLIATIVE CARE OF			1	100%	1
TUNIS STREET GROUP HOME		1			1
EMERGENCY CARE SERVICES LAB AT JFK MEDICAL CENTER			1	100%	1
Douglas County Health Center		1			1
KNAPP MEDICAL GROUP			1	100%	1
Jacaranda Manor			1	100%	1
CVS TX7827POCT ROUND ROCK		1			1
CVS AZ10529POCT SCOTTSDALE		1			1
LANCASHIRE HALL NURSING AND REHABILITATION CENTER		1			1
ACCESS HEALTH CARE PHYSICIANS, LLC		1			1
RICHICHI FAMILY HEALTH			1	100%	1
ADVENTHEALTH MEDICAL GROUP OBSTETRICS			1	100%	1
CVS SC7567POCT BOILING SPRINGS			1	100%	1
MAYO CLINICAL LABORATORIES		1			1
EMERSON HOSPITAL LABORATORY			1	100%	1
FLEET LANDING			1	100%	1
WYOMING COUNTY DEPARTMENT OF HEALTH		1			1
LOUISIANA STATE LAB			1	100%	1
ALLEGHENY GENERAL HOSPITAL			1	100%	1
Kroger 970 - The Little Clinic Westfield			1	100%	1
HEALTH PARTNERS REGIONAL HOSPITAL			1	100%	1
UHEALTH CORAL SPRINGS			1	100%	1
Heritage Health of Peru			1	100%	1
OCEANVIEW NURSING AND REHABILITAION CENTER			1	100%	1
SPINE & PAIN CONSULTANT PLLC		1			1
DEPARTMENT OF HEALTH SERVICES			1	100%	1
BRIDGEWATER PARK ASSISTED LIVING LLC			1	100%	1
NEW RIVER HEALTH DISTRICT			1	100%	1
WELLMED AT FORT PIERCE		1			1
PRINCIPLE DIAGNOSTICS LLC			1	100%	1
Orange City Nursing and Rehab Center			1	100%	1
NORTH FL SOUTH GA HCS-LAKE CITY			1	100%	1
DEL PRADO MEDICAL CENTER, INC		1			1
LOUNDY		1			1
CVS AZ5026POCT MESA		1			1
The Evangelical Lutheran Good Samaritan Society Prescott Village		1			1
OAK HAVEN REHAB AND NURSING CENTER			1	100%	1
MAYO CLINIC OUTPATIENT DIALYSIS CENTER			1	100%	1
ORANGE PEDIATRICS PA			1	100%	1
CENTRAL JERSEY URGENT CARE OF GREEN BR		1			1
SYCAMORE MEDICAL CENTER-KETTERING HEALTH NETWORK			1	100%	1
NEMOURS CHILDRENS PRIMARY CARE CLERMONT			1	100%	1
THE MEDICAL CENTER AT BOWLING GREEN			1	100%	1
CVS / PHARMACY #10794			1	100%	1
MINUTECLINIC DIAGNOSTIC OF NEW MEXICO LLC #7552		1			1

# COVID-19: testing by laboratory

Data through Feb 6, 2021 verified as of Feb 7, 2021 at 09:25 AM

Data in this report are provisional and subject to change.

The numbers in the table below represent the number of Florida and non-Florida residents for whom test results were received by the Department of Health. A person can be tested by more than one laboratory and can have both positive and negative results. **Therefore, the sum of the numbers in each column will be larger than the total number of people tested.**

Reporting lab	Inconclusive	Negative	Positive	Percent positive	Total
PHYSICIANS URGENT CARE			1	100%	1
BLANCHARD VALLEY HOSPITAL LABORATORY			1	100%	1
MED-LAKE LABORATORY, LLC			1	100%	1
FLORIDA MEDICAL CLINIC, LLC			1	100%	1
VILLAGES HEALTH SYSTEM, LLC, THE			1	100%	1
Kingston Care Center of Fort Wayne		1			1
BSA PHYSICIANS GROUP, INC D/B/A BSA FAMILY MEDICAL			1	100%	1
BOCA CIEGA CENTER			1	100%	1
EXPRESS WALK IN MEDICAL CENTER			1	100%	1
SILVERMAN			1	100%	1
TMH PHYSICIAN PARTNERS QUINCY			1	100%	1
SOUTHEAST MISSOURI HOSPITAL		1			1
CLINICAL PATHOLOGY LABORATORIES SOUTHEAST INC			1	100%	1
MEDCARE-GARNERS FERRY			1	100%	1
CARESPOT - OCOEE			1	100%	1
MEDPOST - NORTH DALLAS			1	100%	1
KENDALL PEDIATRICS PARTNERS LLC			1	100%	1
KAISER PERMANENTE REGIONAL REFERENCE LABORATORY		1			1
MEMORIAL HEALTH UNIVERSITY MEDICAL CENTER			1	100%	1
Shelbyville Manor		1			1
WEST BOCA MEDICAL CENTER			1	100%	1
VALLEY HOSPITAL MEDICAL CENTER		1			1
Tremont Health & Rehabilitation Center		1			1
SHARON REGIONAL MEDICAL CENTER			1	100%	1
BEAUFORT MEMORIAL			1	100%	1
THE CHILDREN'S HOSPITAL OF PHILADELPHIA		1			1
DIGNITY HEALING LLC			1	100%	1
ROAN MOUNTAIN MEDICAL CENTER			1	100%	1
SHANNON MEDICAL CENTER			1	100%	1
CENTRAL FL INTERNAL MEDICINE ASSOCIATES LLC		1			1
LAB PLUS, LLC			1	100%	1
NORTH SHORE HEMATOLOGY-ONCOLOGY ASSOCI		1			1
ADVENT HEALTH - OWASA			1	100%	1
Waters of Covington		1			1
MID FLORIDA COMMUNITY SERVICES			1	100%	1
WEST PENSACOLA DIALYSIS CENTER			1	100%	1
DIVERSICARE OF BIG SPRINGS		1			1
UW MEDICINE CHU LAB			1	100%	1
ASSISTED LIVING AT TREZEVANT		1			1
DEPARTMENT OF HEALTH AND ENVIRONMENTAL CONTROL			1	100%	1
PATIENT FIRST-GENERAL BOOTH			1	100%	1
LAKE MARY PEDIATRICS			1	100%	1
bishop rehabilitation and nursing center		1			1
BAPTIST HEALTH PRIMARY CARE AT DORAL			1	100%	1
ST.ELIZABETH HEALTH CENTER	1				1
Northern Nevada State Veterans Home		1			1
ANMED HEALTH MEDICAL CENTER			1	100%	1



# COVID-19: testing by laboratory

Data through Feb 6, 2021 verified as of Feb 7, 2021 at 09:25 AM

Data in this report are provisional and subject to change.

The numbers in the table below represent the number of Florida and non-Florida residents for whom test results were received by the Department of Health. A person can be tested by more than one laboratory and can have both positive and negative results. **Therefore, the sum of the numbers in each column will be larger than the total number of people tested.**

Reporting lab	Inconclusive	Negative	Positive	Percent positive	Total
DIXIE REGIONAL MEDICAL CENTER			1	100%	1
EVENTIDE LUTHERAN HOME		1			1
MIDWAY SPECIALTY CARE CENTER INC		1			1
UPSON REGIONAL MEDICAL CENTER			1	100%	1
TERRELL URGENT CARE			1	100%	1
IRA FIALKO DO			1	100%	1
Ramsey Village		1			1
PRIORITY CARE LLC			1	100%	1
BROOKDALE PALM BEACH GARDENS			1	100%	1
NORTH OKALOOSA PHYSICIAN GRP - WALK IN CLINIC			1	100%	1
BAYLOR SCOTT AND WHITE MEDICAL CENTER -CENTENTENNIAL			1	100%	1
OCCUPATIONAL HEALTH CENTER		1			1
Kroger 97 - The Little Clinic Hutchinson		1			1
MEDICAL ARTS LABORATORY			1	100%	1
WATERBURY HOSPITAL REFERENCE LAB			1	100%	1
CVS AZ9210POCT SCOTTSDALE		1			1
LP ELIZABETHTON		1			1
MIDWEST COVENANT HOME, INC		1			1
URGENT CARE OF KANSAS CITY			1	100%	1
URGENTMED PLANTATION			1	100%	1
ARTESIAN HOME		1			1
PROVIDENCE ST. PATRICK HOSPITAL			1	100%	1
Eddy Memorial Geriatric Center		1			1
Trucare Living Centers - Columbus		1			1
FIRST PHYSICIANS GROUP - LORRAINE CORNERS		1			1
PLANT CITY FAMILY CARE		1			1
ASCARATE DIALYSIS			1	100%	1
C V S / PHARMACY #4396		1			1
ELEMENTS PHARMACY			1	100%	1
WEST DADE PEDIATRICS			1	100%	1
PREMIER FAMILY AND SPORTS MEDICINE LLC			1	100%	1
SUNCOAST FAMILY MEDICAL ASSOCIATES			1	100%	1
URGENT CARE OF FORT LAUDERDALE INC			1	100%	1
EXAC CARE CROSSVILLE		1			1
FAMILY MEDICINE AT CELEBRATION		1			1
POINTE MEDICAL SERVICES INC			1	100%	1
HEALTH AND WELLNESS URGENT CARE LLC			1	100%	1
HCR ManorCare Greentree		1			1
Village Crest Center for Health & Rehabilitation		1			1
MINUTECLINIC, LLC #4507		1			1
SOMA MEDICAL CENTER PA #2 OAKLAND			1	100%	1
DAVENPORT PEDIATRICS CLERMONT PA		1			1
CVS OH3458POCT BEAVERCREEK		1			1
ANDERSON REGIONAL MEDICAL CENTER			1	100%	1
NONA MEDICAL ARTS		1			1
JACKSBORO URGENT CARE			1	100%	1
NFRC CLINICAL LAB			1	100%	1

# COVID-19: testing by laboratory

Data through Feb 6, 2021 verified as of Feb 7, 2021 at 09:25 AM

Data in this report are provisional and subject to change.

The numbers in the table below represent the number of Florida and non-Florida residents for whom test results were received by the Department of Health. A person can be tested by more than one laboratory and can have both positive and negative results. **Therefore, the sum of the numbers in each column will be larger than the total number of people tested.**

Reporting lab	Inconclusive	Negative	Positive	Percent positive	Total
NORTHWEST TEXAS HEALTHCARE SYSTEM,INC			1	100%	1
CVS CT1123POCT SOUTHBURY		1			1
GUTHRIE CORNING HOSPITAL LABORATORY		1			1
CVS AZ7841POCT TUCSON		1			1
YOUR HEALTH PEDIATRICS			1	100%	1
Community Compassion Center of Batesville			1	100%	1
HOLLAND COMMUNITY HOSPITAL		1			1
NEW SMYRNA BEACH AMBULATORY CARE CTR			1	100%	1
Crowne Place Assisted Living		1			1
Memorial Health Care Center			1	100%	1
Lynwood		1			1
REFERENCE LABORATORY			1	100%	1
LIMA MEMORIAL HOSPITAL			1	100%	1
CVS KY4779POCT LOUISVILLE		1			1
NEW YORK PRESBYTERIAN HOSPITAL			1	100%	1
Bethel Lutheran Nursing & Rehabilitation Center		1			1
STARLING AT SAN JOSE			1	100%	1
FAMILY MEDICAL CENTRE			1	100%	1
AURORA HEALTH CARE METRO INC			1	100%	1
UT HEALTH RIO GRANDE VALLEY PRIMARY CARE AT			1	100%	1
ELKHART GENERAL HOSPITAL			1	100%	1
GOSHEN HOSPITAL			1	100%	1
SANITAS RESEARCH LLC			1	100%	1
DOCTORS CARE - GREER		1			1
MONMOUTH MEDICALC ENTER		1			1
MISSOURI DEPT. OF HEALTH			1	100%	1
NATION'S BEST CARE HOME HEALTH			1	100%	1
ESOTERIC LAB			1	100%	1
Fairhaven Retirement Community		1			1
MEDICAL ASSOCIATES OF THE SHOALS		1			1
GOOD PEDIATRICS			1	100%	1
MINUTECLINIC MINUTECLINIC #3665		1			1
MED FIRST IMMEDIATE CARE AND FAMILY PRACTICE			1	100%	1
MORGAN STANELY HEALTH CENTER		1			1
KANSAS CITY VA MEDICAL CENTER			1	100%	1
SMITH			1	100%	1
CAREHERE LLC			1	100%	1
TREASURE COAST PRIMARY CARE		1			1
PARKRIDGE MEDICAL CENTER			1	100%	1
UNIVERSITY OF NORTH CAROLINA HOSPITALS			1	100%	1
CVS MA447POCT NORTHAMPTON		1			1
MARTIN HEALTH PHYSICIAN GROUP			1	100%	1
THOMAS HOSPITAL			1	100%	1
FAYETTE MEDICAL CENTER LAB		1			1
West Bay of Tampa Center			1	100%	1
CHI ST. LUKE'S HEALTH BCM MEDICAL CENTER			1	100%	1
FLORIDA EPIDEMIOLOGY PROGRAM			1	100%	1

# COVID-19: testing by laboratory

Data through Feb 6, 2021 verified as of Feb 7, 2021 at 09:25 AM

Data in this report are provisional and subject to change.

The numbers in the table below represent the number of Florida and non-Florida residents for whom test results were received by the Department of Health. A person can be tested by more than one laboratory and can have both positive and negative results. **Therefore, the sum of the numbers in each column will be larger than the total number of people tested.**

Reporting lab	Inconclusive	Negative	Positive	Percent positive	Total
RIVERSIDE REGIONAL MED CENTER			1	100%	1
GRADY MEMORIAL HOSPITAL/MICRO			1	100%	1
MEMORIALCARE LONG BEACH MEDICAL CENTER			1	100%	1
CLEVELAND CLINIC OHIO LABORATORIES			1	100%	1
Parkview Care Center			1	100%	1
CHOTA COMMUNITY HEALTH SERVICES		1			1
WALGREENS #10308		1			1
JOHNSON & JOHNSON VISION CARE-VISTAKON			1	100%	1
MEDCOR, INC			1	100%	1
JMJ FAMILY PRACTICE			1	100%	1
Signature Healthcare of Georgetown		1			1
PARK AVENUE PEDIATRICS PC		1			1
BL DIAGNOSTICS LLC			1	100%	1
METRO HEALTH HOSPITAL LABORATORY		1			1
SOMA MEDICAL CENTER PA #3 PALOMINO			1	100%	1
SACRED HEART MEDICAL CENTER			1	100%	1
STEPHENS COUNTY HOSPITAL			1	100%	1
PM PEDIATRICS OF BAYSIDE, PLLC - RIVE		1			1
NEW HORIZON PRIMARY CARE LLC			1	100%	1
BAPTIST EMERGENCY HOSPITAL - KELLY			1	100%	1
COVE AT THE MARBELLA,THE			1	100%	1
LIFELINK TRANSPLANT INSTITUTE LAB			1	100%	1
FLORIDA CLINICAL RESEARCH CENTER, LLC			1	100%	1
GATEWAY FAMILY HEALTH CLINIC			1	100%	1
BOULDER COMMUNITY HOSPITAL			1	100%	1
FLORIDA HEALTH CARE MEDICAL GROUP		1			1
Avera Sr. James Care Center		1			1
CVS SC1540POCT MYRTLE BEACH		1			1
MEDEXPRESS URGENT CARE - HADLEY		1			1
REEVES COUNTY HOSPITAL DISTRICT			1	100%	1
ENCOMPASS HEALTH REHABILITATION			1	100%	1
TREASURE COAST URGENT & FAMILY CARE			1	100%	1
SWIFTCARE URGENT CARE, PLLC			1	100%	1
UMASS MEMORIAL MEDICAL CENTER, INC		1			1
HORIZON MEDICAL CENTER			1	100%	1
WVU MEDICINE AT SUNCREST TOWNE CENTRE			1	100%	1
Kroger 130 - The Little Clinic Colorado Springs		1			1
ADVENTHEALTH MEDICAL GROUP SENIOR HEALTH AT			1	100%	1
BAYCARE OUTREACH LAB AT NEW TAMPA			1	100%	1
CARESOUTH HHA HOLDINGS OF THE TREASURE COAST LLC			1	100%	1
The Pines at Poughkeepsie Center for Nursing and Rehabilitation		1			1
ORLANDO PHYSICIAN NETWORK		1			1
SUMMIT COUNTY PUBLIC HEALTH DEPARTMENT			1	100%	1
TLC MEDICAL			1	100%	1
DIAGNOSTIC GROUP INTEGRATED HEALTHCARE			1	100%	1
CENTRAL FLORIDA ADULT MEDICINE		1			1
HAYS CLINICAL LAB			1	100%	1

# COVID-19: testing by laboratory

Data through Feb 6, 2021 verified as of Feb 7, 2021 at 09:25 AM

Data in this report are provisional and subject to change.

The numbers in the table below represent the number of Florida and non-Florida residents for whom test results were received by the Department of Health. A person can be tested by more than one laboratory and can have both positive and negative results. **Therefore, the sum of the numbers in each column will be larger than the total number of people tested.**

Reporting lab	Inconclusive	Negative	Positive	Percent positive	Total
WillowBrooke Court at Westminster Village		1			1
MEMORIAL HERMANN MEDICAL GROUP-ATASCOCITA PEDS			1	100%	1
ADVANCED INDIVIDUALIZED MEDICINE OF NAPLES			1	100%	1
WINTER GARDEN CHILDREN'S HEALTH CENTERS			1	100%	1
NORTH COUNTY MEDICAL LAB			1	100%	1
NORTH BROWARD MEDICAL CENTER			1	100%	1
C V S / PHARMACY #833		1			1
KROGER 915 - THE LITTLE CLINIC ANDERSON			1	100%	1
GATEWAY HEALTHCARE, PC			1	100%	1
Peninsula Nursing and Rehabilitation Center		1			1
Alden Lincoln Park			1	100%	1
LAKELAND MEDICAL CENTER			1	100%	1
GUIDEWELL EMERGENCY MEDICINE DOCTORS LLC #33			1	100%	1
FLORIDA FAMILY LABORATORY		1			1
ALIMETRIX INC		1			1
GENDERXPRESS/PICTURE ME PERFECT IMAGING			1	100%	1
NORTHERN KENTUCKY HEALTH DEPARTMENT			1	100%	1
MEMORIAL HOSPITAL MIRAMAR WAIVED TESTING			1	100%	1
CENTRAL FLORIDA HOSPITALIST			1	100%	1
UT MD ANDERSON CANCER CENTER-TUMOR MARKER LAB			1	100%	1
MINUTECLINIC DIAGNOSTIC OF VIRGINIA, LLC #1980		1			1
PARK LANE NURSING HOME		1			1
SOUTHWOOD NURSING & RETIREMENT CENTER		1			1
MOORE CLINICAL RESEARCH INC			1	100%	1
SOUTHWOOD HEALTHCARE CENTER		1			1
INSTANT MEDICAL CARE CENTER			1	100%	1
Mountain View Manor			1	100%	1
TENNOVA HEALTHCARE - CLEVELAND			1	100%	1
BEAUMONT URGENT CARE		1			1
APPLING NURSING & REHABILITATION PAVIL		1			1
SAINT LEO UNIVERSITY INCORPORATED			1	100%	1
Kroger 481 - The Little Clinic Houston Levee		1			1
CYPRESS VILLAGE REHAB CENTER		1			1
GIFFORD MEMORIAL HOSPITAL		1			1
MC DIAGNOSTIC OF CONNECTICUT, PC #252			1	100%	1
BROOKS REHAB			1	100%	1
ALL CHILDRENS PEDIATRIC CLINIC			1	100%	1
PARRISH MEDICAL GROUP			1	100%	1
CVS NC2771POCT CLAYTON			1	100%	1
UNIVERSITY OF BALTIMORE WASHINGTON MEDICAL CENTER			1	100%	1
CAMBRIDGE HEALTH ALLIANCE			1	100%	1
MINUTECLINIC DIAGNOSTIC OF OHIO #5060		1			1
VANDERBILT UNIVERSITY MEDICAL CENTER			1	100%	1
LCMC LAB SUBSECTION		1			1
Cerenity Senior Care-White Bear Lake		1			1
CATHEDRAL GERONTOLOGY CENTER DBA CATHEDRAL CARES			1	100%	1
KID FIXERS		1			1

# COVID-19: testing by laboratory

Data through Feb 6, 2021 verified as of Feb 7, 2021 at 09:25 AM

Data in this report are provisional and subject to change.

The numbers in the table below represent the number of Florida and non-Florida residents for whom test results were received by the Department of Health. A person can be tested by more than one laboratory and can have both positive and negative results. **Therefore, the sum of the numbers in each column will be larger than the total number of people tested.**

Reporting lab	Inconclusive	Negative	Positive	Percent positive	Total
Lutheran Community at Telford		1			1
LABORATORY COPRORATION OF AMERICA			1	100%	1
LIFEGUARD AMBULANCE SERVICE LLC - BAY COUNTY			1	100%	1
MRMC LAB MICRO			1	100%	1
CHIPOLA QUICK CARE			1	100%	1
MEDEXPRESS URGENT CARE - LEOMINSTER		1			1
HEALTH ALLIANCE			1	100%	1
ENCOMPASS HEALTH REHABILITATION OF ALTAMONTE			1	100%	1
Hearthstone Nursing and Rehabilitation Center		1			1
PROVIDENCE ST PETER HOSPITAL		1			1
WALGREEN#12147		1			1
FAMILY MEDICAL CLINIC KENDALL LLC			1	100%	1
BRADENTON DIALYSIS			1	100%	1
Kroger 006 - The Little Clinic Uintah Gardens		1			1
AMERICAN LAB LLC		1			1
CVS NV5942POCT LAS VEGAS		1			1
KATHY L ANDERSON DO PA			1	100%	1
Fairview			1	100%	1
ST JOHNS PEDIATRICS PA		1			1
SOPHIA MEDICAL ASSOCIATES, PC			1	100%	1
BORINQUEN HEALTH CENTER			1	100%	1
Kroger - KRO01100688			1	100%	1
OAKWOOD HOSPITAL - SOUTHSORE			1	100%	1
WELL-KEY URGENT CARE SEVIERVILLE			1	100%	1
BLOSSOMS ASSISTED LIVING 1 LLC			1	100%	1
OMNICARE PHARMACY OF TEXAS 1, LP		1			1
CHRISTUS SPOHN HOSPITAL			1	100%	1
CITRUS DERMATOLOGY			1	100%	1
NORTH COUNTRY FAMILY HEALTH CENTER INC		1			1
BRISTOL REGINAL MEDICAL CENTER			1	100%	1
Raleigh Center (WV)			1	100%	1
US LABORATORIES			1	100%	1
KEY WEST BRANCH MEDICAL CLINIC			1	100%	1
HEALTH GUAGE			1	100%	1
GSM OCED Subsection			1	100%	1
BLACK STALLION WALK IN AND EXERCISE CLINICS LLC		1			1
MINUTE CLINIC LLC #1909		1			1
LAKE VIEW COURT		1			1
SILVER SPRINGS SHORES DIALYSIS			1	100%	1
Kroger 687 - The Little Clinic Sugar Hill			1	100%	1
HENRY FORD HOSPITAL			1	100%	1
University Plaza Rehabilitation and Nursing			1	100%	1
OUCH URGENT CARE			1	100%	1
OHSU MOLECULAR MICROBIOLOGY LAB		1			1
MT SINA1 HOSPICE			1	100%	1
BAYMEADOWS PEDIATRIC CARE		1			1
ADVENTHEALTH MEDICAL GROUP UROLOGY AT EAST ORLANDO		1			1



# COVID-19: testing by laboratory

Data through Feb 6, 2021 verified as of Feb 7, 2021 at 09:25 AM

Data in this report are provisional and subject to change.

The numbers in the table below represent the number of Florida and non-Florida residents for whom test results were received by the Department of Health. A person can be tested by more than one laboratory and can have both positive and negative results. **Therefore, the sum of the numbers in each column will be larger than the total number of people tested.**

Reporting lab	Inconclusive	Negative	Positive	Percent positive	Total
SAINT JOSEPHS HOSPITAL OF ATLANTA			1	100%	1
PREMIER PEDIATRICS			1	100%	1
FAU MEMORY & WELLNESS CENTER			1	100%	1
SHANDS JACKSONVILLE CLINICAL CENTER			1	100%	1
HENRY FORD WEST BLOOMFIELD HOSPITAL			1	100%	1
ATLANTIS VISION CENTER			1	100%	1
HARTFORD HEALTH CARE & REHABILITATION			1	100%	1
BAYLOR SCOTT & WHITE ALL SAINTS MEDICAL CENTER FT			1	100%	1
GIBSON AREA PRIMARY CARE			1	100%	1
San Antonio Residence and Rehabilitation Center		1			1
Diversicare of Smyrna		1			1
PEDIATRIC PARTNERS			1	100%	1
URGENT CARE OF COASTAL GEORGIA			1	100%	1
WOOD COUNTY HEALTH DEPARTMENT			1	100%	1
VELOCITY URGENT CARE - LITTLE CREEK			1	100%	1
Bayou Vista Community Care Center			1	100%	1
ALLIED PEDIATRICS & FAMILY MEDICINE			1	100%	1
JPS HEALTH CENTER AT TRUE WORTH PLACE			1	100%	1
WEILL CORNELL MEDICAL ASSOCIATES - EAST SIDE		1			1
WEST COCOA PHARMACY			1	100%	1
MELBOURNE URGENT CARE			1	100%	1
F W HUSTON MEDICAL CENTER SENIOR LIVIN		1			1
SHELBYVILLE HOSPITAL COMPANY		1			1
HABANA HEALTH CARE CENTER			1	100%	1
CVS PA1074POCT KENNETT SQUARE		1			1
EASTMAN HEALTHCARE & REHAB		1			1
CVS SC2250POCT COLUMBIA		1			1
CROSSROADS URGENT CARE PLLC		1			1
UNIVERSITY OF SOUTH FLORIDA			1	100%	1
GENESIS MICROBIOLOGY LAB		1			1
ASSOCIATES MD MEDICAL GROUP INC			1	100%	1
CVS NC7057POCT SHELBY		1			1
JP MORGAN CHASE HEALTH SERVICES			1	100%	1
PROGRESSIVE MEDICAL RESEARCH			1	100%	1
MED & CO INVESTMENT LLC		1			1
SPRINGFIELD HOSPITAL			1	100%	1
MORSELIFE HOME CARE INC			1	100%	1
Rehab Select of Talladega		1			1
CRUSADER COMMUNITY HEALTH			1	100%	1
ST VINCENT'S AMBULATORY CARE INC			1	100%	1
BHS PHYSICIAN NETWORK			1	100%	1
CAREWELL URGENT CARE FITCHBURG			1	100%	1
QUALITY CLINICAL LAB LLC			1	100%	1
Community Care Center of Heritage House, LLC			1	100%	1
LEGACY AT HIGHWOODS PRESERVE		1			1
CVS SC4286POCT EASLEY		1			1
NEW ERA COMMUNITY HEALTH CENTER LLC		1			1

# COVID-19: testing by laboratory

Data through Feb 6, 2021 verified as of Feb 7, 2021 at 09:25 AM

Data in this report are provisional and subject to change.

The numbers in the table below represent the number of Florida and non-Florida residents for whom test results were received by the Department of Health. A person can be tested by more than one laboratory and can have both positive and negative results. **Therefore, the sum of the numbers in each column will be larger than the total number of people tested.**

Reporting lab	Inconclusive	Negative	Positive	Percent positive	Total
MID FLORIDA BIOLOGICALS			1	100%	1
OHSU LABORATORY SERVICES		1			1
CONTINENTAL HOME HEALTH CARE INC			1	100%	1
MAURY REGIONAL MEDICAL CENTER		1			1
MISSISSIPPI VALLEY REGIONAL BLOOD CENTER			1	100%	1
QUEST DIAGNOSTICS INCORPORATED			1	100%	1
SYNERGENE LABORATORY			1	100%	1
MARYWOOD NURSING CARE CENTER		1			1
PREMIUM HOME HEALTH CARE INC			1	100%	1
CLINICAL CARE CENTER, INC			1	100%	1
MEDEXPRESS URGENT CARE - WESTFIELD, E MAIN ST			1	100%	1
INNOVATIVE HEALTH DIAGNOSTIC OF CALIFORNIA			1	100%	1
EXPRESS LAB LIVINGSTON			1	100%	1
GENESIS HOME HEALTH CARE SERVICES OF			1	100%	1
RIVERTON CBOC			1	100%	1
PSL JAX BEACH OPERATIONS LLC			1	100%	1
HOLMES FAMILY PRACTICE PA			1	100%	1
BIODORON LABORATORIES			1	100%	1
SPECTRUM LUDINGTON			1	100%	1
CVS PA371POCT PHILADELPHIA		1			1
MINUTECLINIC DIAGNOSTIC MED GRP OF ORA			1	100%	1
CHATEAU MADELEINE - SENIOR LIVING & MEMORY CARE			1	100%	1
CLINICAL LABORATORY DEPARTMENT			1	100%	1
Kroger 539 - The Little Clinic Memorial Blvd.		1			1
Chateau Living Center			1	100%	1
OCALA REGIONAL DIALYSIS- NORTH			1	100%	1
RAJ K PAI MD PA			1	100%	1
GADSDEN COUNTY HEALTH DEPARTMENT			1	100%	1
BHA TITUSVILLE CLINIC			1	100%	1
Oakview Manor Health and Rehab		1			1
HANCOCK REGIONAL HOSPITAL		1			1
IDAHO HEALTH DEPARTMENT			1	100%	1
MIDDLETON PEDIATRICS			1	100%	1
ADVENTHEALTH IMAGING LAKE NONA			1	100%	1
BAPTIST ASI			1	100%	1
URGENT CARE CENTER OF PORT ORANGE LLC			1	100%	1
ENCOMPASS HEALTH HOME HEALTH		1			1
ANY LAB TEST NOW JACKSONVILLE		1			1
SMITH KLINE			1	100%	1
CHRISTUS GOOD SHEPHERD MEDICAL CENTER			1	100%	1
ST. LUKE'S HOSPITAL			1	100%	1
Integrity Healthcare of Carbondale			1	100%	1
LABORATORIO MEDICO CENTRAL CONDOMINO MD			1	100%	1
DR PHILLIPS CENTER FOR WELLNESS		1			1
MINUTECLINIC # 21110			1	100%	1
CLINICAL TRIALS OF TAMPA LLC		1			1
BARRINGTON TERRACE NAPLES			1	100%	1

# COVID-19: testing by laboratory

Data through Feb 6, 2021 verified as of Feb 7, 2021 at 09:25 AM

Data in this report are provisional and subject to change.

The numbers in the table below represent the number of Florida and non-Florida residents for whom test results were received by the Department of Health. A person can be tested by more than one laboratory and can have both positive and negative results. **Therefore, the sum of the numbers in each column will be larger than the total number of people tested.**

Reporting lab	Inconclusive	Negative	Positive	Percent positive	Total
TRIPLE O MEDICAL SERVICES INC			1	100%	1
NORTHSIDE FAMILY MEDICINE AND URGENT CARE (CUMMING)		1			1
DAVITA DIALYSIS-NORTH			1	100%	1
HEALTH PLUS SUNRISE MEDICAL OFFICE			1	100%	1
CONCIERGE INTERNAL MEDICINE ASSOCIATES			1	100%	1
LAKE VISTA DIALYSIS			1	100%	1
MADISON AT OVIEDO			1	100%	1
NEW YORK UNIVERSITY MEDICAL CENTER			1	100%	1
CENTRAL CAROLINA HOSPITAL			1	100%	1
CONCENTRA - TAMPA EAST		1			1
ALBANY MEDICAL CENTER			1	100%	1
UNIVERSITY OF VERMONT MEDICAL CENTER			1	100%	1
KIDSVILLE PEDIATRICS IV PA		1			1
WESTCOAST FAMILY PRACTICE		1			1
Salem Hills Rehabilitation and Nursing Center		1			1
CROZER-CHESTER MEDICAL CENTER			1	100%	1
2504-HOMEWOOD		1			1
RENOWN REGIONAL MEDICAL CENTER			1	100%	1
ICARE		1			1
PINELLAS CHD - CLEARWATER			1	100%	1
LIFELINK OF FLORIDA			1	100%	1
CVS CA9103POCT ESCONDIDO		1			1
HARMONY HEALTHCARE ORLANDO INC		1			1
Sherwood Oaks Health Center			1	100%	1
CVS NE2741POCT LA VISTA		1			1
Kroger 541 - The Little Clinic Long Hollow Pike		1			1
SLIDELL MEMORIAL HOSPITAL			1	100%	1
NORTHSIDE HOSPITAL DULUTH			1	100%	1
DAUGHTERS OF SARAH NURSING CENTER		1			1
CVS MINUTE CLINIC #5836		1			1
Moab Regional Hospital			1	100%	1
Courtenay Springs Village			1	100%	1
HEALTH CARE SERVICES LC			1	100%	1
CURA LABORATORY SERVICES			1	100%	1
EXPRESS CARE OF OCALA			1	100%	1
ST VINCENTS OUTPATIENT IMAGING		1			1
ODYSSEY HEALTH CARE OF MARION COUNTY LLC		1			1
MINUTECLINIC LLC (2335)		1			1
Kroger 968 - The Little Clinic Colerain Township		1			1
Manor Care Health Services- Wilmington			1	100%	1
CURELOGICS WOUND CARE & HYPERBARIC CENTER		1			1
FLORIDA HOSPITAL LAB			1	100%	1
SANTA BARABARA ALF LLC (THE WINDSOR)			1	100%	1
MOUNT SINAI MEDICAL CENTER AVENTURA ER			1	100%	1
Waycross Health and Rehabilitation		1			1
CHIEFLAND MEDICAL CENTER			1	100%	1
LRGHEALTHCARE		1			1

# COVID-19: testing by laboratory

Data through Feb 6, 2021 verified as of Feb 7, 2021 at 09:25 AM

Data in this report are provisional and subject to change.

The numbers in the table below represent the number of Florida and non-Florida residents for whom test results were received by the Department of Health. A person can be tested by more than one laboratory and can have both positive and negative results. **Therefore, the sum of the numbers in each column will be larger than the total number of people tested.**

Reporting lab	Inconclusive	Negative	Positive	Percent positive	Total
Chestnut Ridge Nursing & Rehab		1			1
Florida Baptist Retirement Center		1			1
SUPREME LABORATORY			1	100%	1
UNLIMITED MEDICAL SERVICES OF FL PL DBA		1			1
INTEGRATED GENETICS SEQUENOM		1			1
CVS TX7675POCT RED OAK			1	100%	1
CIMA MEDICAL CENTER			1	100%	1
HEALTH FIRST MEDICAL GROUP LLC			1	100%	1
TALLAHASSEE PRIMARY CARE ASSOCIATES PA			1	100%	1
Kroger - KR070600172		1			1
CVS IN8669POCT INDIANAPOLIS		1			1
SUSAN F. WILLIAMS M.D., P.A.			1	100%	1
MOBILE INFIRMARY MEDICAL CENTER			1	100%	1
HIDALGO FAMILY CLINIC			1	100%	1
CVS NC3853POCT BURLINGTON		1			1
MEMORIAL HERMANN SOUTHWEST HOSPITAL			1	100%	1
NAVARRO MEDICAL CENTERS LLC			1	100%	1
DR JAMES D FORBES FAMILY CARE CENTER			1	100%	1
DOCTORS AFTER HOURS URGENT CARE CENTER			1	100%	1
SARHA DOCTORS CENTER			1	100%	1
HOUSTON DEPARTMENT OF HEALTH AND HUMAN SERVICES			1	100%	1
ARLINGTON ADULT RESIDENTIAL FACILITY, INC			1	100%	1
WEST COAST CLINICAL LABS INC			1	100%	1
Kroger 549 - The Little Clinic Clinton Highway		1			1
AUGUSTA HEALTH CLINICAL LABORATORY			1	100%	1
Total	82,293	15,211,678	2,280,071	13%	17,574,042