

COVID-19: summary of cases and monitoring

Data through Feb 4, 2021 verified as of Feb 5, 2021 at 09:25 AM

Data in this report are provisional and subject to change.

Cases: people with positive PCR or antigen test result

Total cases	1,763,873
Florida residents	1,731,931
Non-Florida residents	31,942
Type of testing	
Florida residents	1,731,931
Positive by BPHL/CDC	62,746
Positive by commercial/hospital lab	1,669,185
PCR positive	1,424,463
Antigen positive	307,468
Non-Florida residents	31,942
Positive by BPHL/CDC	812
Positive by commercial/hospital lab	31,130
PCR positive	22,541
Antigen positive	9,401
Characteristics	
Florida residents hospitalized	73,970
Florida resident deaths	27,457
Non-Florida resident deaths	456

Hospitalized counts include anyone who was hospitalized at some point during their illness. It does not reflect the number of people currently hospitalized.

More information on deaths identified through death certificate data is available on the National Center for Health Statistics website at www.cdc.gov/nchs/nvss/vsrr/COVID19/index.htm.

Cases: people with positive PCR or antigen test result

Risk factors for Florida residents	
Traveled	14,099
Contact with a known case	654,221
Traveled and contact with a known case	19,196
Neither	1,044,415
No travel and no contact	198,297
Travel is unknown	620,236
Contact is unknown	378,031
Contact is pending	408,945

Travel can be unknown and contact can be unknown or pending for the same case, these numbers will sum to more than the "neither" total.

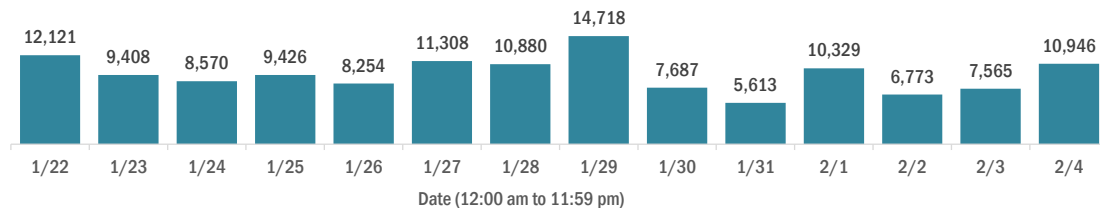
COVID-19: summary of laboratory testing

Data through Feb 4, 2021 verified as of Feb 5, 2021 at 09:25 AM

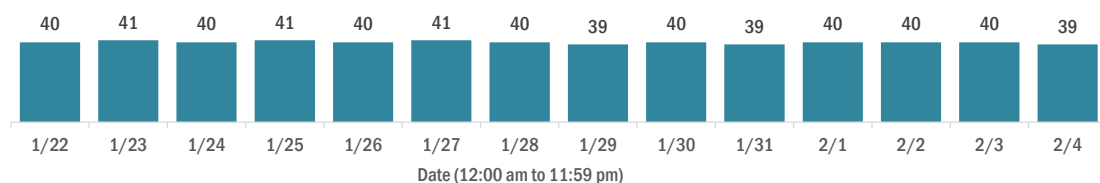
Data in this report are provisional and subject to change.

Cases in Florida residents per day for the past 2 weeks

Number of cases per day



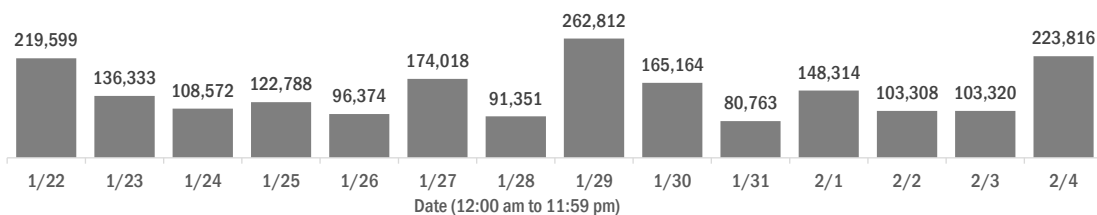
Median age of cases by day



Laboratory testing for Florida residents over the past 2 weeks

Number of Florida residents tested per day

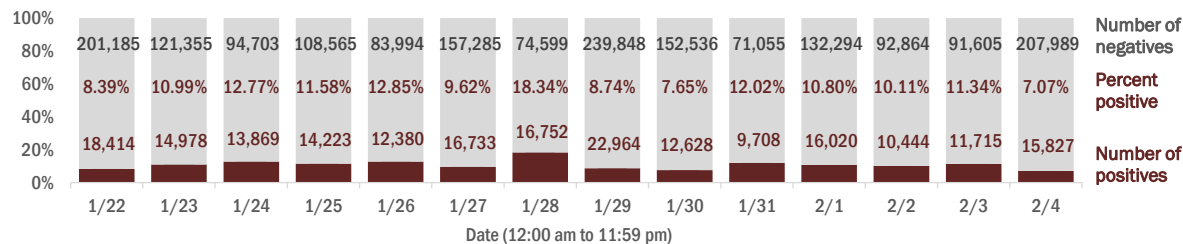
These counts include the number of people for whom the Department received PCR or antigen laboratory results by day. People tested on multiple days will be included for each day a new result was received. A person is only counted once for each day they are tested, regardless of whether multiple specimens are tested or multiple results are received.



Number and percent of Florida residents with positive test results

The percent of positive results ranged from 7.07% to 18.34% over the past 2 weeks and was 7.07% yesterday.

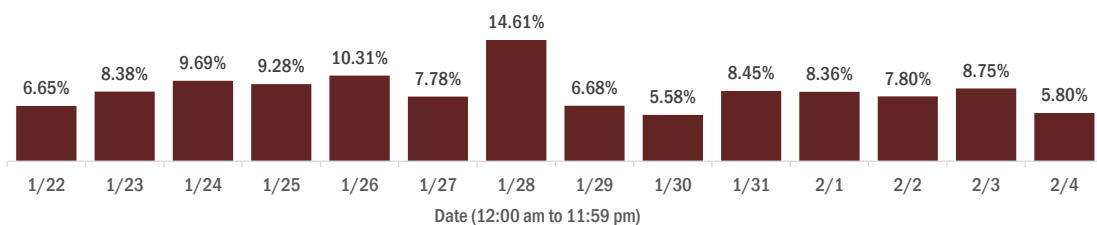
These counts include the number of people for whom the Department received PCR or antigen laboratory results by day. People tested on multiple days will be included for each day a new result was received. A person is only counted once for each day they are tested, regardless of whether multiple specimens are tested or multiple results are received. If a person has a positive specimen and a negative specimen in the same day, only the positive result is counted.



Percent positivity for new cases in Florida residents

The percent of positive results ranged from 5.58% to 14.61% over the past 2 weeks and was 5.80% yesterday.

This percent is the number of people who test PCR- or antigen-positive for the first time divided by all the people tested that day, excluding people who have previously tested positive.



COVID-19: characteristics of 1,731,931 Florida resident cases

Data through Feb 4, 2021 verified as of Feb 5, 2021 at 09:25 AM

Data in this report are provisional and subject to change.

Age group	Cases		Hospitalizations		Deaths	
0-4 years	33,353	2%	479	1%	0	0%
5-14 years	102,090	6%	455	1%	5	0%
15-24 years	266,509	15%	1,816	2%	39	0%
25-34 years	302,991	17%	3,652	5%	146	1%
35-44 years	268,231	15%	5,507	7%	416	2%
45-54 years	264,368	15%	8,487	11%	1,026	4%
55-64 years	228,180	13%	12,475	17%	2,937	11%
65-74 years	145,185	8%	15,375	21%	5,827	21%
75-84 years	81,013	5%	15,285	21%	8,329	30%
85+ years	38,781	2%	10,434	14%	8,732	32%
Unknown	1,230	0%	5	0%	0	0%
Total	1,731,931		73,970		27,457	

Gender	Cases	
Female	904,987	52%
Male	813,808	47%
Unknown	13,136	1%
Total	1,731,931	

Ethnicity	Cases		Hospitalizations		Deaths	
Hispanic	545,859	32%	18,981	26%	6,404	23%
Non-Hispanic	817,459	47%	51,173	69%	19,114	70%
Unknown	368,613	21%	3,816	5%	1,939	7%
Total	1,731,931		73,970		27,457	

Race and ethnicity	Cases		Hospitalizations		Deaths	
White	954,770	55%	47,924	65%	19,897	72%
Hispanic	363,308	21%	13,403	18%	5,040	18%
Non-Hispanic	518,138	30%	32,963	45%	13,908	51%
Unknown	73,324	4%	1,558	2%	949	3%
Black	227,402	13%	15,395	21%	4,439	16%
Hispanic	13,043	1%	638	1%	173	1%
Non-Hispanic	194,518	11%	14,413	19%	4,096	15%
Unknown	19,841	1%	344	0%	170	1%
Other race	253,787	15%	8,404	11%	2,224	8%
Hispanic	128,086	7%	4,468	6%	1,024	4%
Non-Hispanic	86,400	5%	3,545	5%	1,009	4%
Unknown	39,301	2%	391	1%	191	1%
Unknown race	295,972	17%	2,247	3%	897	3%
Hispanic	41,422	2%	472	1%	167	1%
Non-Hispanic	18,403	1%	252	0%	101	0%
Unknown	236,147	14%	1,523	2%	629	2%
Total	1,731,931		73,970		27,457	

Hospitalization counts include anyone who was hospitalized at some point during their illness. It does not reflect the number of people currently hospitalized. **Other race** includes any person with a race of American Indian/Alaskan native, Asian, native Hawaiian/Pacific Islander, or other.

COVID-19: deaths in Florida residents and staff of long-term care facilities

Data through Feb 4, 2021 verified as of Feb 5, 2021 at 09:25 AM

Data in this report are provisional and subject to change.

For current cases in residents or staff of long-term care facilities, please visit: <https://floridahealthcovid19.gov/>

County	Deaths		County	Deaths		County	Deaths	
Dade	954	10%	Martin	144	1%	Gilchrist	17	0%
Palm Beach	943	10%	Hernando	132	1%	Calhoun	14	0%
Pinellas	807	8%	Osceola	121	1%	Bradford	13	0%
Broward	577	6%	Charlotte	116	1%	Gadsden	13	0%
Hillsborough	505	5%	Indian River	107	1%	Gulf	13	0%
Polk	391	4%	Clay	104	1%	Washington	13	0%
Brevard	351	4%	Jackson	82	1%	Baker	12	0%
Sarasota	347	4%	Leon	81	1%	Wakulla	11	0%
Orange	338	3%	Bay	78	1%	Jefferson	10	0%
Lee	328	3%	St. Johns	76	1%	Holmes	9	0%
Duval	325	3%	Highlands	72	1%	Lafayette	8	0%
Escambia	240	2%	Santa Rosa	67	1%	Desoto	6	0%
Volusia	234	2%	Suwannee	56	1%	Flagler	6	0%
Marion	224	2%	Alachua	55	1%	Franklin	5	0%
St. Lucie	222	2%	Columbia	46	0%	Levy	4	0%
Seminole	210	2%	Sumter	43	0%	Monroe	4	0%
Pasco	200	2%	Nassau	32	0%	Taylor	3	0%
Collier	176	2%	Putnam	28	0%	Hardee	2	0%
Manatee	171	2%	Walton	24	0%	Dixie	1	0%
Lake	170	2%	Okeechobee	22	0%	Liberty	1	0%
Citrus	159	2%	Hendry	20	0%			
Okaloosa	147	2%	Madison	19	0%			
						Total	9,709	

Note: cases are summarized by the county of usual residence. Residents and staff may be cases associated with facilities that are not in their county of usual residence, resulting in cases being included below for counties that do not have facilities with known cases.

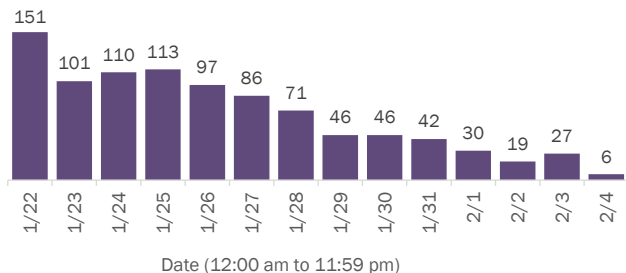
COVID-19: cases in Florida residents who have died

Data through Feb 4, 2021 verified as of Feb 5, 2021 at 09:25 AM

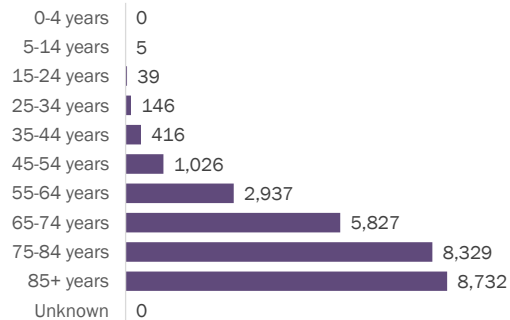
Data in this report are provisional and subject to change.

Demographics for all identified COVID-19 deaths: 27,457

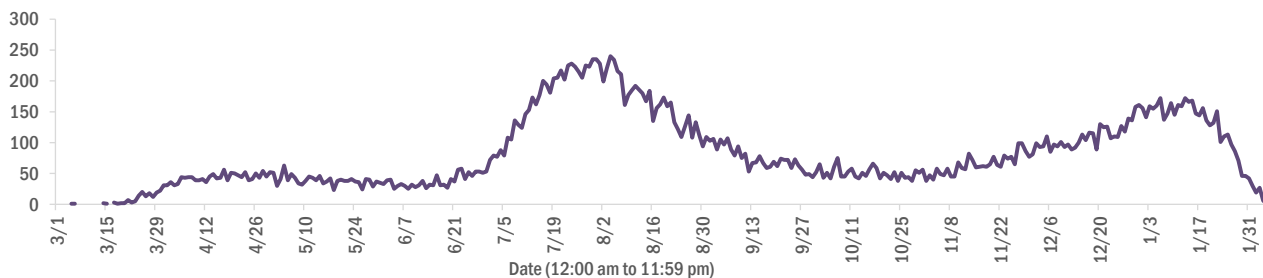
Deaths by date of death for the past 2 weeks



Deaths by age group



Deaths by date of death since March 2020



Age group	Deaths	Cases	Case fatality rate	Mortality rate per 100,000 population
0-4 years	0	33,353	0.0%	0.0
5-14 years	5	102,090	0.0%	0.2
15-24 years	39	266,509	0.0%	1.6
25-34 years	146	302,991	0.0%	5.2
35-44 years	416	268,231	0.2%	15.9
45-54 years	1,026	264,368	0.4%	36.8
55-64 years	2,937	228,180	1.3%	101.5
65-74 years	5,827	145,185	4.0%	240.1
75-84 years	8,329	81,013	10.3%	593.1
85+ years	8,732	38,781	22.5%	1512.0
Unknown	0	1,230	0.0%	
Total	27,457	1,731,931	1.6%	127.1

Race	Deaths	Cases	Case fatality rate	Mortality rate per 100,000 population
Black	4,439	227,402	2.0%	121.4
White	19,897	954,770	2.1%	119.2
Other	2,224	253,787	0.9%	178.7
Unknown	897	295,972	0.3%	
Total	27,457	1,731,931	1.6%	127.1

Gender	Deaths	Cases	Case fatality rate	Mortality rate per 100,000 population
Female	12,084	904,987	1.3%	109.4
Male	15,373	813,808	1.9%	145.6
Unknown	0	13,136	0.0%	
Total	27,457	1,731,931	1.6%	127.1

Ethnicity	Deaths	Cases	Case fatality rate	Mortality rate per 100,000 population
Hispanic	6,404	545,859	1.2%	112.8
Non-Hispanic	19,114	817,459	2.3%	120.1
Unknown	1,939	368,613	0.5%	
Total	27,457	1,731,931	1.6%	127.1

COVID-19: characteristics of 1,731,931 cases

Data through Feb 4, 2021 verified as of Feb 5, 2021 at 09:25 AM

Data in this report are provisional and subject to change.

Tables below include cases in Florida residents and non-Florida residents.

All 67 Florida counties have cases:

County	FL resident cases	Non-FL resident cases	Total cases	FL resident deaths	FL death rate
Dade	375,936 <div><div></div></div> 22%	4,780	380,716	4,964	1.3%
Broward	175,279 <div><div></div></div> 10%	2,040	177,319	2,150	1.2%
Palm Beach	108,304 <div><div></div></div> 6%	1,804	110,108	2,249	2.1%
Orange	104,394 <div><div></div></div> 6%	1,331	105,725	1,001	1.0%
Hillsborough	102,104 <div><div></div></div> 6%	840	102,944	1,352	1.3%
Duval	82,208 <div><div></div></div> 5%	1,317	83,525	949	1.2%
Pinellas	59,522 <div><div></div></div> 3%	1,479	61,001	1,330	2.2%
Lee	52,082 <div><div></div></div> 3%	1,704	53,786	828	1.6%
Polk	51,675 <div><div></div></div> 3%	354	52,029	1,008	2.0%
Osceola	33,765 <div><div></div></div> 2%	550	34,315	384	1.1%
Volusia	31,362 <div><div></div></div> 2%	501	31,863	542	1.7%
Escambia	28,504 <div><div></div></div> 2%	3,290	31,794	550	1.9%
Brevard	29,973 <div><div></div></div> 2%	486	30,459	666	2.2%
Pasco	30,132 <div><div></div></div> 2%	264	30,396	577	1.9%
Manatee	28,702 <div><div></div></div> 2%	528	29,230	506	1.8%
Collier	27,436 <div><div></div></div> 2%	925	28,361	419	1.5%
Leon	26,327 <div><div></div></div> 2%	817	27,144	248	0.9%
Sarasota	24,172 <div><div></div></div> 1%	1,079	25,251	651	2.7%
Marion	25,119 <div><div></div></div> 1%	102	25,221	649	2.6%
Seminole	24,586 <div><div></div></div> 1%	178	24,764	386	1.6%
Lake	22,208 <div><div></div></div> 1%	292	22,500	459	2.1%
Alachua	20,960 <div><div></div></div> 1%	237	21,197	179	0.9%
St. Lucie	20,016 <div><div></div></div> 1%	126	20,142	501	2.5%
St. Johns	18,600 <div><div></div></div> 1%	255	18,855	174	0.9%
Bay	16,701 <div><div></div></div> 1%	664	17,365	300	1.8%
Okaloosa	17,183 <div><div></div></div> 1%	181	17,364	296	1.7%
Santa Rosa	15,713 <div><div></div></div> 1%	204	15,917	222	1.4%
Clay	15,703 <div><div></div></div> 1%	34	15,737	265	1.7%
Hernando	10,141 <div><div></div></div> 1%	77	10,218	353	3.5%
Indian River	9,967 <div><div></div></div> 1%	83	10,050	238	2.4%
Charlotte	9,786 <div><div></div></div> 1%	148	9,934	305	3.1%
Martin	9,635 <div><div></div></div> 1%	174	9,809	256	2.7%
Citrus	8,856 <div><div></div></div> 1%	65	8,921	356	4.0%
Columbia	7,315 <div><div></div></div> 0%	35	7,350	143	2.0%
Sumter	7,249 <div><div></div></div> 0%	74	7,323	206	2.8%

County	FL resident cases	Non-FL resident cases	Total cases	FL resident deaths	FL death rate
Nassau	6,782 0%	398	7,180	97	1.4%
Highlands	6,587 0%	65	6,652	272	4.1%
Walton	5,915 0%	677	6,592	71	1.2%
Jackson	5,671 0%	63	5,734	133	2.3%
Putnam	5,574 0%	16	5,590	104	1.9%
Monroe	5,166 0%	289	5,455	41	0.8%
Flagler	5,381 0%	66	5,447	73	1.4%
Gadsden	5,172 0%	15	5,187	74	1.4%
Suwannee	4,887 0%	26	4,913	118	2.4%
Hendry	4,079 0%	18	4,097	59	1.4%
Desoto	3,428 0%	17	3,445	67	2.0%
Unknown	360 0%	3,003	3,363	0	0.0%
Okeechobee	3,297 0%	31	3,328	68	2.1%
Baker	3,096 0%	14	3,110	53	1.7%
Wakulla	3,004 0%	12	3,016	42	1.4%
Bradford	2,688 0%	10	2,698	46	1.7%
Hardee	2,615 0%	13	2,628	24	0.9%
Levy	2,618 0%	9	2,627	24	0.9%
Taylor	2,532 0%	6	2,538	35	1.4%
Washington	2,491 0%	20	2,511	35	1.4%
Holmes	2,084 0%	31	2,115	41	2.0%
Madison	1,840 0%	24	1,864	37	2.0%
Gulf	1,722 0%	22	1,744	34	2.0%
Union	1,679 0%	1	1,680	70	4.2%
Calhoun	1,548 0%	2	1,550	36	2.3%
Lafayette	1,538 0%	0	1,538	23	1.5%
Hamilton	1,508 0%	16	1,524	18	1.2%
Dixie	1,402 0%	3	1,405	13	0.9%
Jefferson	1,304 0%	22	1,326	22	1.7%
Franklin	1,226 0%	29	1,255	10	0.8%
Gilchrist	1,250 0%	3	1,253	28	2.2%
Liberty	1,004 0%	1	1,005	14	1.4%
Glades	868 0%	2	870	13	1.5%
Total	1,731,931	31,942	1,763,873	27,457	1.6%

COVID-19: characteristics of 1,731,931 Florida resident cases

Data through Feb 4, 2021 verified as of Feb 5, 2021 at 09:25 AM

Data in this report are provisional and subject to change.

The table below includes the cities and counties of residence for cases in Florida residents based on the patient's ZIP Code. Note that city is not always received as part of the initial notification and may be missing while the case is being investigated.

City and county	Cases
Miami, Dade	218,196
Orlando, Orange	77,620
Jacksonville, Duval	77,205
Tampa, Hillsborough	59,915
Hialeah, Dade	53,059
Fort Lauderdale, Broward	38,017
Hollywood, Broward	33,673
West Palm Beach, Palm Beach	26,588
Kissimmee, Osceola	26,143
Tallahassee, Leon	25,375
Pensacola, Escambia	23,632
Naples, Collier	23,081
Homestead, Dade	22,446
Saint Petersburg, Pinellas	22,079
Fort Myers, Lee	20,710
Bradenton, Manatee	18,825
Ocala, Marion	18,659
Boca Raton, Palm Beach	18,274
Lakeland, Polk	18,083
Pompano Beach, Broward	17,294
Gainesville, Alachua	16,729
Sarasota, Sarasota	14,898
Lake Worth, Palm Beach	13,216
Port Saint Lucie, St. Lucie	13,171
Cape Coral, Lee	13,046
Clearwater, Pinellas	11,713
Miami Beach, Dade	11,578
Miramar, Broward	11,429
Panama City, Bay	10,623
Boynton Beach, Palm Beach	10,461
Doral, Dade	10,118
Saint Augustine, St. Johns	10,035
Coral Springs, Broward	9,889
Miami Gardens, Dade	9,795
Melbourne, Brevard	8,881
Winter Haven, Polk	8,630
Delray Beach, Palm Beach	8,235
Lehigh Acres, Lee	8,188
Riverview, Hillsborough	7,758
Milton, Santa Rosa	7,657
Vero Beach, Indian River	7,639
Davie, Broward	7,546
New Port Richey, Pasco	6,961
Sunrise, Broward	6,865
Palm Bay, Brevard	6,785
Fort Pierce, St. Lucie	6,728
Lake City, Columbia	6,701
Saint Cloud, Osceola	6,611
Coral Gables, Dade	6,601
Largo, Pinellas	6,540
Daytona Beach, Volusia	6,531
Orange Park, Clay	6,447
Apopka, Orange	6,235
Spring Hill, Hernando	6,067
Plantation, Broward	5,944
Clermont, Lake	5,878
Brandon, Hillsborough	5,860
North Miami Beach, Dade	5,838
Davenport, Polk	5,767

COVID-19: characteristics of 1,731,931 Florida resident cases

Data through Feb 4, 2021 verified as of Feb 5, 2021 at 09:25 AM

Data in this report are provisional and subject to change.

The table below includes the cities and counties of residence for cases in Florida residents based on the patient's ZIP Code. Note that city is not always received as part of the initial notification and may be missing while the case is being investigated.

City and county	Cases
Plant City, Hillsborough	5,533
Weston, Broward	5,521
Jupiter, Palm Beach	5,427
Sanford, Seminole	5,419
Deltona, Volusia	5,353
Deerfield Beach, Broward	5,103
Winter Garden, Orange	5,072
Port Charlotte, Charlotte	4,832
Fort Walton Beach, Okaloosa	4,817
Tamarac, Broward	4,670
Stuart, Martin	4,570
Palm Coast, Flagler	4,547
Crestview, Okaloosa	4,530
Wesley Chapel, Pasco	4,379
Land O Lakes, Pasco	4,319
Deland, Volusia	4,276
Palm Beach Gardens, Palm Beach	4,243
Coconut Creek, Broward	4,239
Palmetto, Manatee	4,174
Winter Park, Orange	4,156
Miami Lakes, Dade	4,144
Margate, Broward	4,104
Palm Harbor, Pinellas	4,098
Wellington, Palm Beach	4,005
Oviedo, Seminole	3,970
Opa Locka, Dade	3,851
Live Oak, Suwannee	3,836
Middleburg, Clay	3,803
Altamonte Springs, Seminole	3,792
Port Orange, Volusia	3,692
Venice, Sarasota	3,679
Lutz, Hillsborough	3,678
Haines City, Polk	3,639
North Port, Sarasota	3,621
Punta Gorda, Charlotte	3,555
Brooksville, Hernando	3,545
Leesburg, Lake	3,540
Sebring, Highlands	3,526
Ocoee, Orange	3,504
Valrico, Hillsborough	3,482
Hallandale, Broward	3,472
Saint Johns, St. Johns	3,413
The Villages, Sumter	3,406
Arcadia, Desoto	3,332
Pembroke Pines, Broward	3,305
Okeechobee, Okeechobee	3,286
Bonita Springs, Lee	3,272
Ormond Beach, Volusia	3,265
Seminole, Pinellas	3,230
Navarre, Santa Rosa	3,191
Zephyrhills, Pasco	3,147
Immokalee, Collier	3,132
Windermere, Orange	3,016
Longwood, Seminole	2,996
Gulf Breeze, Santa Rosa	2,985
Pinellas Park, Pinellas	2,960
Cantonment, Escambia	2,887
North Lauderdale, Broward	2,881
Niceville, Okaloosa	2,871
Ruskin, Hillsborough	2,852

COVID-19: characteristics of 1,731,931 Florida resident cases

Data through Feb 4, 2021 verified as of Feb 5, 2021 at 09:25 AM

Data in this report are provisional and subject to change.

The table below includes the cities and counties of residence for cases in Florida residents based on the patient's ZIP Code. Note that city is not always received as part of the initial notification and may be missing while the case is being investigated.

City and county	Cases
North Miami, Dade	2,811
Cocoa, Brevard	2,748
Cutler Ridge, Dade	2,748
Quincy, Gadsden	2,745
Jacksonville Beach, Duval	2,740
Panama City Beach, Bay	2,721
Crawfordville, Wakulla	2,699
Key West, Monroe	2,676
Lake Worth Beach, Palm Beach	2,667
Palatka, Putnam	2,603
Casselberry, Seminole	2,532
Hudson, Pasco	2,515
Bartow, Polk	2,513
Dade City, Pasco	2,507
Green Cove Springs, Clay	2,467
Fernandina Beach, Nassau	2,443
Port Richey, Pasco	2,443
North Fort Myers, Lee	2,421
Perry, Taylor	2,387
Oakland Park, Broward	2,338
Ponte Vedra Beach, St. Johns	2,322
Auburndale, Polk	2,300
Lake Mary, Seminole	2,300
Marianna, Jackson	2,280
Winter Springs, Seminole	2,258
Titusville, Brevard	2,253
Kissimmee, Polk	2,252
Lynn Haven, Bay	2,224
New Smyrna Beach, Volusia	2,214
Aventura, Dade	2,212
Lake Wales, Polk	2,189
Tarpon Springs, Pinellas	2,166
Merritt Island, Brevard	2,147
Clewiston, Hendry	2,141
Inverness, Citrus	2,126
Fleming Island, Clay	2,063
Belle Glade, Palm Beach	2,032
Eustis, Lake	2,016
Santa Rosa Beach, Walton	2,011
Royal Palm Beach, Palm Beach	2,002
Wimauma, Hillsborough	1,944
Defuniak Springs, Walton	1,941
Chipley, Washington	1,940
Estero, Lee	1,936
Parkland, Broward	1,921
Cooper City, Broward	1,907
Dunedin, Pinellas	1,895
Loxahatchee, Palm Beach	1,875
Labelle, Hendry	1,822
Holiday, Pasco	1,821
Key Biscayne, Dade	1,813
Starke, Bradford	1,809
Destin, Okaloosa	1,790
Rockledge, Brevard	1,777
Sarasota, Manatee	1,773
Mount Dora, Lake	1,745
Avon Park, Highlands	1,712
Odessa, Hillsborough	1,711
Parrish, Manatee	1,703
Mulberry, Polk	1,700

COVID-19: characteristics of 1,731,931 Florida resident cases

Data through Feb 4, 2021 verified as of Feb 5, 2021 at 09:25 AM

Data in this report are provisional and subject to change.

The table below includes the cities and counties of residence for cases in Florida residents based on the patient's ZIP Code. Note that city is not always received as part of the initial notification and may be missing while the case is being investigated.

City and county	Cases
Palm City, Martin	1,682
Tavares, Lake	1,659
Riviera Beach, Palm Beach	1,616
Seffner, Hillsborough	1,603
Yulee, Nassau	1,595
Summerfield, Marion	1,573
Wauchula, Hardee	1,536
Mayo, Lafayette	1,513
Macclenny, Baker	1,506
Coconut Grove, Dade	1,504
Bonifay, Holmes	1,497
Groveland, Lake	1,495
Pinecrest, Dade	1,469
Crossings, Dade	1,459
Carol City, Dade	1,455
Maitland, Orange	1,450
Missing, Dade	1,440
Callahan, Nassau	1,434
Ponte Vedra, St. Johns	1,424
Orange City, Volusia	1,420
Sebastian, Indian River	1,397
Lithia, Hillsborough	1,393
Crystal River, Citrus	1,357
Lady Lake, Lake	1,327
Homosassa, Citrus	1,322
Lake Butler, Union	1,297
Palmetto Bay, Dade	1,286
Pace, Santa Rosa	1,262
Dania, Broward	1,249
Lake Placid, Highlands	1,238
Atlantic Beach, Duval	1,238
Biscayne Park, Dade	1,234
Madison, Madison	1,232
Sun City Center, Hillsborough	1,226
Gibsononton, Hillsborough	1,214
Florida City, Dade	1,207
Monticello, Jefferson	1,198
Indiantown, Martin	1,193
Dover, Hillsborough	1,178
Graceville, Jackson	1,175
Hobe Sound, Martin	1,158
Oldsmar, Pinellas	1,158
Alachua, Alachua	1,150
Dunnellon, Marion	1,143
Apollo Beach, Hillsborough	1,125
Century, Escambia	1,124
Edgewater, Volusia	1,120
Palm Springs, Palm Beach	1,117
Debary, Volusia	1,079
Belleview, Marion	1,065
Newberry, Alachua	1,044
Lantana, Palm Beach	1,042
North Palm Beach, Palm Beach	1,038
Lecanto, Citrus	1,025
Havana, Gadsden	1,024
South Miami, Dade	1,023
El Portal, Dade	1,020
Hilliard, Nassau	1,010
Jasper, Hamilton	992
Williston, Levy	987

COVID-19: characteristics of 1,731,931 Florida resident cases

Data through Feb 4, 2021 verified as of Feb 5, 2021 at 09:25 AM

Data in this report are provisional and subject to change.

The table below includes the cities and counties of residence for cases in Florida residents based on the patient's ZIP Code. Note that city is not always received as part of the initial notification and may be missing while the case is being investigated.

City and county	Cases
Blountstown, Calhoun	985
Freeport, Walton	935
Safety Harbor, Pinellas	932
Beverly Hills, Citrus	931
Jensen Beach, Martin	928
Ellenton, Manatee	916
Satellite Beach, Brevard	916
Sanderson, Baker	898
Everglades National Park, Dade	888
Wewahitchka, Gulf	885
Trenton, Gilchrist	878
Wildwood, Sumter	876
Keystone Heights, Clay	875
Lauderhill, Broward	860
Nokomis, Sarasota	849
Fellsmere, Indian River	845
Mary Esther, Okaloosa	835
Frostproof, Polk	830
Englewood, Charlotte	822
Wilton Manors, Broward	821
Coleman, Sumter	817
Fisher Island, Dade	815
Moore Haven, Glades	814
Hernando, Citrus	811
Port Saint Joe, Gulf	809
Bushnell, Sumter	804
Polk City, Polk	803
Dunnellon, Citrus	791
Key Largo, Monroe	787
Bristol, Liberty	782
Cross City, Dixie	772
Medley, Dade	766
Shalimar, Okaloosa	764
South Bay, Palm Beach	732
Lauderdale Lakes, Broward	732
Pahokee, Palm Beach	731
Marco Island, Collier	713
Uleta, Dade	704
Olympia Heights, Dade	703
Chattahoochee, Gadsden	690
Glen Saint Mary, Baker	688
Coral, Dade	679
Cocoa Beach, Brevard	676
High Springs, Alachua	675
Fort Meade, Polk	667
Crescent City, Putnam	660
Englewood, Sarasota	660
Interlachen, Putnam	649
Sorrento, Lake	645
Indialantic, Brevard	643
Miramar Beach, Walton	643
Minneola, Lake	642
Lawtey, Bradford	637
Chiefland, Levy	636
Thonotosassa, Hillsborough	634
Spring Hill, Pasco	631
Marathon, Monroe	620
Trinity, Pasco	618
Bowling Green, Hardee	609
Jacksonville, St. Johns	604

COVID-19: characteristics of 1,731,931 Florida resident cases

Data through Feb 4, 2021 verified as of Feb 5, 2021 at 09:25 AM

Data in this report are provisional and subject to change.

The table below includes the cities and counties of residence for cases in Florida residents based on the patient's ZIP Code. Note that city is not always received as part of the initial notification and may be missing while the case is being investigated.

City and county	Cases
Fruitland Park, Lake	603
Neptune Beach, Duval	589
Southwest Ranches, Broward	589
Lake Alfred, Polk	584
Fort Myers Beach, Lee	584
Old Town, Dixie	579
Fort White, Columbia	563
Umatilla, Lake	552
West Melbourne, Brevard	548
Baker, Okaloosa	528
Sneads, Jackson	524
Carrabelle, Franklin	517
Bronson, Levy	513
Belle Isle, Orange	513
Clearwater Beach, Pinellas	503
South Daytona, Volusia	498
Jay, Santa Rosa	495
Palm Beach, Palm Beach	483
Silver Springs, Marion	478
Weeki Wachee, Hernando	470
Sweetwater, Dade	470
Gulfport, Pinellas	469
Cottondale, Jackson	459
Hawthorne, Alachua	453
Mascotte, Lake	449
Molino, Escambia	438
Midway, Gadsden	436
East Palatka, Putnam	431
Bunnell, Flagler	431
Citra, Marion	428
Oakland, Orange	426
Florida State University, Leon	423
Oxford, Sumter	422
Zolfo Springs, Hardee	421
Rotunda West, Charlotte	417
Surfside, Dade	406
Altha, Calhoun	402
Melbourne Beach, Brevard	401
Myakka City, Manatee	401
Apalachicola, Franklin	400
Youngstown, Bay	395
Centerville, Leon	393
Cape Canaveral, Brevard	389
Tavernier, Monroe	382
Ocklawaha, Marion	380
Branford, Suwannee	378
Celebration, Osceola	375
Flagler Beach, Flagler	375
Indian Harbour Beach, Brevard	367
Alva, Lee	361
Mims, Brevard	361
Bal Harbour, Dade	355
Raiford, Union	352
Archer, Alachua	350
Dundee, Polk	350
Hastings, St. Johns	347
Bell, Gilchrist	341
Haverhill, Palm Beach	340
De Leon Springs, Volusia	337
Osprey, Sarasota	330

COVID-19: characteristics of 1,731,931 Florida resident cases

Data through Feb 4, 2021 verified as of Feb 5, 2021 at 09:25 AM

Data in this report are provisional and subject to change.

The table below includes the cities and counties of residence for cases in Florida residents based on the patient's ZIP Code. Note that city is not always received as part of the initial notification and may be missing while the case is being investigated.

City and county	Cases
Webster, Sumter	327
Grand Ridge, Jackson	322
Eagle Lake, Polk	319
Pierson, Volusia	313
West Miami, Dade	311
Malone, Jackson	308
Greenville, Madison	306
Holly Hill, Volusia	302
Jennings, Hamilton	302
Floral City, Citrus	300
Lake Park, Palm Beach	298
Vernon, Washington	297
Eastpoint, Franklin	291
Ave Maria, Collier	290
Tequesta, Palm Beach	290
Grand Island, Lake	289
Satsuma, Putnam	288
Chuluota, Seminole	285
Westville, Holmes	284
Montverde, Lake	283
Lehigh, Lee	282
Gotha, Orange	277
Melrose, Putnam	275
Elkton, St. Johns	274
Indian Rocks Beach, Pinellas	267
Laurel Hill, Okaloosa	266
Bryceville, Nassau	265
Reddick, Marion	263
Greenwood, Jackson	259
Valparaiso, Okaloosa	256
Sebastian, Brevard	256
Alafaya, Orange	255
Malabar, Brevard	254
Kenneth City, Pinellas	251
San Antonio, Pasco	248
Ponce De Leon, Holmes	248
Winter Park, Seminole	247
O Brien, Suwannee	241
Fort McCoy, Marion	236
Belleair, Pinellas	235
Lake Panasoffkee, Sumter	230
South Pasadena, Pinellas	229
Anthony, Marion	227
Edgewood, Orange	221
Inlet Beach, Walton	218
Geneva, Seminole	214
Sanibel, Lee	214
Southport, Bay	213
White Springs, Hamilton	213
Morrison, Levy	213
Gretna, Gadsden	212
Fountain, Bay	208
Hosford, Liberty	207
Lee, Madison	206
Greenacres, Palm Beach	206
Wellborn, Suwannee	201
Kindred, Osceola	201
Bay Harbor Islands, Dade	194
Weirsdale, Marion	193
Hallandale Beach, Broward	193

COVID-19: characteristics of 1,731,931 Florida resident cases

Data through Feb 4, 2021 verified as of Feb 5, 2021 at 09:25 AM

Data in this report are provisional and subject to change.

The table below includes the cities and counties of residence for cases in Florida residents based on the patient's ZIP Code. Note that city is not always received as part of the initial notification and may be missing while the case is being investigated.

City and county	Cases
Mcdavid, Escambia	191
Fern Park, Seminole	188
Saint James City, Lee	187
Longboat Key, Manatee	186
Eglin Air Force Base, Okaloosa	185
University Of Central Fl, Orange	185
Mcalpin, Suwannee	182
Azalea Park, Orange	179
Sopchoppy, Wakulla	176
The Villages, Marion	175
Holmes Beach, Manatee	173
Altoona, Lake	171
Juno Beach, Palm Beach	171
Howey-In-The-Hills, Lake	169
Alford, Jackson	169
Lakewood Ranch, Manatee	168
Holt, Okaloosa	168
Islamorada, Monroe	166
Astatula, Lake	165
Babson Park, Polk	164
Micanopy, Alachua	161
Zellwood, Orange	160
Madeira Beach, Pinellas	159
The Villages, Lake	158
Missing, Orange	156
Missing, Volusia	155
Caryville, Washington	153
Lauderdale By The Sea, Broward	153
Poinciana, Polk	152
University Of Miami, Dade	151
Summerland Key, Monroe	146
Mangonia Park, Palm Beach	146
Center Hill, Sumter	145
Atlantis, Palm Beach	145
Bokeelia, Lee	142
Lockhart, Orange	141
Clair-Mel City, Hillsborough	139
Pomona Park, Putnam	139
Bay Lake, Orange	138
Viera, Brevard	138
Lake Helen, Volusia	137
Odessa, Pasco	136
Hiawassee, Orange	136
Oak Hill, Volusia	135
Rocky Point, Hillsborough	134
Golden Beach, Dade	131
University Of Fl, Alachua	129
Osteen, Volusia	126
Ponce Inlet, Volusia	125
Grant-Valkaria, Brevard	125
Carrollwood, Hillsborough	124
Hypoluxo, Palm Beach	123
Hollister, Putnam	122
Baldwin, Duval	121
Apopka, Seminole	121
Cutler Bay, Dade	118
Citrus Springs, Citrus	117
Matlacha, Lee	116
Clarksville, Calhoun	115
San Mateo, Putnam	113

COVID-19: characteristics of 1,731,931 Florida resident cases

Data through Feb 4, 2021 verified as of Feb 5, 2021 at 09:25 AM

Data in this report are provisional and subject to change.

The table below includes the cities and counties of residence for cases in Florida residents based on the patient's ZIP Code. Note that city is not always received as part of the initial notification and may be missing while the case is being investigated.

City and county	Cases
Hampton, Bradford	112
Sumterville, Sumter	112
Cloud Lake, Palm Beach	110
Steinhatchee, Taylor	110
Lake Hamilton, Polk	109
Lutz, Pasco	109
Big Pine Key, Monroe	109
Kendall, Dade	108
Paisley, Lake	107
Inglis, Levy	107
Placida, Charlotte	104
Lady Lake, Sumter	104
Buena Ventura Lakes, Osceola	99
Callaway, Bay	98
Panacea, Wakulla	98
South Fort Myers, Lee	97
Seville, Volusia	96
Christmas, Orange	96
Temple Terrace, Hillsborough	94
Harmony, Osceola	92
Canal Point, Palm Beach	92
Belleair Beach, Pinellas	92
Lamont, Jefferson	91
Florahome, Putnam	91
Dinsmore, Duval	91
Waldo, Alachua	90
Hurlburt Field, Okaloosa	89
Tierra Verde, Pinellas	89
Brooker, Bradford	87
Bascom, Jackson	86
Astor, Lake	86
University Of Central Florida, Orange	85
Barefoot Bay, Brevard	83
Tyndall Air Force Base, Bay	82
Fruit Cove, St. Johns	81
Cedar Key, Levy	80
Maitland, Seminole	79
Lighthouse Point, Broward	79
Pinetta, Madison	77
Crystal Beach, Pinellas	77
Lorida, Highlands	77
University Of South Florida, Hillsborough	77
F M, Lee	77
West Park, Broward	75
Barry University, Dade	75
Missing, Lee	74
Palma Ceia, Hillsborough	73
Ocean Ridge, Palm Beach	72
Bradenton Beach, Manatee	72
Avon Park, Polk	72
Campbellton, Jackson	71
Dania Beach, Broward	70
Kathleen, Polk	70
Missing, St. Johns	69
Patrick Air Force Base, Brevard	69
Eatonville, Orange	69
Sunny Isles Beach, Dade	68
Ochopee, Collier	68
Welaka, Putnam	68
Saint Leo, Pasco	67

COVID-19: characteristics of 1,731,931 Florida resident cases

Data through Feb 4, 2021 verified as of Feb 5, 2021 at 09:25 AM

Data in this report are provisional and subject to change.

The table below includes the cities and counties of residence for cases in Florida residents based on the patient's ZIP Code. Note that city is not always received as part of the initial notification and may be missing while the case is being investigated.

City and county	Cases
Fort Denaud, Hendry	66
Saint Pete Beach, Pinellas	66
City Of Sunrise, Broward	65
Yalaha, Lake	64
Air Mail Facility, Dade	64
Boca Grande, Lee	62
Stock Island, Monroe	62
Florida Gulf Coast Univ, Lee	60
North Venice, Sarasota	60
Princeton, Dade	60
Greensboro, Gadsden	60
Bonita Beach, Lee	58
Georgetown, Putnam	58
Orlando, Seminole	56
Reunion, Osceola	55
Destin, Walton	55
Missing, Marion	54
Mexico Beach, Bay	53
Bellview, Escambia	53
Anna Maria, Manatee	52
Cudjoe Key, Monroe	52
Orlando, Dade	52
Miami, Unknown	51
North Redington Beach, Pinellas	49
Treasure Island, Pinellas	49
Walnut Hill, Escambia	49
Lake Suzy, Desoto	49
Heathrow, Seminole	49
Northdale, Hillsborough	48
Ona, Hardee	47
Palm Beach Shores, Palm Beach	47
Micco, Brevard	47
Missing, Santa Rosa	47
Singer Island, Palm Beach	47
Felda, Hendry	47
Aloma, Orange	46
Salt Springs, Marion	45
Orlando, Osceola	44
Cinco Bayou, Okaloosa	44
Okahumpka, Lake	44
Town N Country, Hillsborough	44
Miami Springs, Dade	43
Missing, St. Lucie	42
Sewalls Point, Martin	42
Highland City, Polk	42
Terra Ceia, Manatee	42
Enterprise, Volusia	42
University Of Tampa, Hillsborough	41
Miromar Lakes, Lee	41
Saint Johns, Duval	40
Orlando, Broward	39
Village Of Wellington, Palm Beach	39
Manalapan, Palm Beach	39
Intercession City, Osceola	39
Duette, Manatee	39
Ebro, Washington	39
Florence Villa, Polk	38
Eaton Park, Polk	38
Gulf Breeze, Escambia	38
Key Colony Beach, Monroe	37

COVID-19: characteristics of 1,731,931 Florida resident cases

Data through Feb 4, 2021 verified as of Feb 5, 2021 at 09:25 AM

Data in this report are provisional and subject to change.

The table below includes the cities and counties of residence for cases in Florida residents based on the patient's ZIP Code. Note that city is not always received as part of the initial notification and may be missing while the case is being investigated.

City and county	Cases
Orlando, Volusia	37
Missing, Pasco	37
Ponte Vedra, Duval	37
Missing, Duval	37
Waverly, Polk	37
Florida International Univ, Dade	35
Orlando, Polk	35
Naranja, Dade	34
Village Wellington, Palm Beach	34
Kenansville, Osceola	34
Bayonet Point, Pasco	34
Florida A And M University, Leon	34
Flemington, Marion	34
Highland Beach, Palm Beach	34
Green Acres, Palm Beach	34
Cortez, Manatee	32
Dowling Park, Suwannee	32
Pasadena, Pinellas	32
Palm Shores, Brevard	31
Missing, Palm Beach	31
Bagdad, Santa Rosa	31
Hialeah Gardens, Dade	31
Bay Pines, Pinellas	30
Lulu, Columbia	30
Lacoochee, Pasco	30
Eloise, Polk	29
Orlando, Hillsborough	29
Bonita Springs, Collier	29
Homeland, Polk	29
Tice, Lee	29
Miami Shores, Dade	28
Missing, Pinellas	28
Penney Farms, Clay	28
Jupiter, Martin	28
Hallandale Beach, Broward	28
Missing, Lake	28
Nocatee, Desoto	27
Stetson University, Volusia	27
Univ Of FI Student Dorms, Alachua	27
Pensacola Beach, Santa Rosa	27
Caryville, Holmes	27
Florida State, Leon	26
Horseshoe Beach, Dixie	26
Kinard, Calhoun	26
North Bay Village, Dade	25
Lealman, Pinellas	25
South Miami Heights, Dade	25
Chokoloskee, Collier	25
South Palm Beach, Palm Beach	25
Missing, Monroe	25
Mcintosh, Marion	25
Homosassa Springs, Citrus	25
Earleton, Alachua	25
Poinciana, Osceola	24
Santa Fe, Alachua	24
City Of Westlake, Palm Beach	24
Labelle, Glades	24
Palmdale, Glades	24
Missing, Hillsborough	23
Bayshore Gardens, Manatee	23

COVID-19: characteristics of 1,731,931 Florida resident cases

Data through Feb 4, 2021 verified as of Feb 5, 2021 at 09:25 AM

Data in this report are provisional and subject to change.

The table below includes the cities and counties of residence for cases in Florida residents based on the patient's ZIP Code. Note that city is not always received as part of the initial notification and may be missing while the case is being investigated.

City and county	Cases
Siesta Key, Sarasota	23
Tangerine, Orange	23
New Smyrna, Volusia	23
Missing, Escambia	23
Miami, Broward	23
Fort Lauderdale, Dade	23
Saint Marks, Wakulla	23
Lakeshore, Polk	22
Indian Lake Estates, Polk	22
Venus, Highlands	22
Tioga, Alachua	22
Goulds, Dade	22
Balm, Hillsborough	22
Pine Hills, Orange	22
La Crosse, Alachua	22
Ridge Manor, Pasco	22
Yankeetown, Levy	22
Florida Dept Of Corrections, Union	22
Alturas, Polk	21
Bonifay, Washington	21
Bostwick, Putnam	21
Wausau, Washington	21
Long Key, Monroe	21
Sparr, Marion	21
Hawthorne, Putnam	21
Kissimmee, Orange	21
Bradley, Polk	21
Perdido Key, Escambia	21
Westchase, Hillsborough	21
Bonaventure, Broward	21
Pine Castle, Orange	20
Sydney, Hillsborough	20
Paxton, Walton	20
Davenport, Osceola	20
Loughman, Polk	20
Plymouth, Orange	19
Citrus Ridge, Indian River	19
Crystal Springs, Pasco	19
Everglades City, Collier	19
Little Torch Key, Monroe	19
Orange Lake, Marion	19
Branford, Lafayette	19
Mexico Beach, Gulf	19
Sun City, Hillsborough	19
Sugarloaf Key, Monroe	18
Babcock Ranch, Lee	18
Wabasso, Indian River	18
Lowell, Marion	18
Hollywood, Dade	18
Mango, Hillsborough	18
Orlando, Palm Beach	18
Graceville, Holmes	17
Candler, Marion	17
Parker, Bay	17
Pembroke Park, Broward	17
Laud-By-The-Sea, Broward	17
Archer, Levy	17
Nalcrest, Polk	17
Maxville, Duval	17
Indian River Shores, Indian River	17

COVID-19: characteristics of 1,731,931 Florida resident cases

Data through Feb 4, 2021 verified as of Feb 5, 2021 at 09:25 AM

Data in this report are provisional and subject to change.

The table below includes the cities and counties of residence for cases in Florida residents based on the patient's ZIP Code. Note that city is not always received as part of the initial notification and may be missing while the case is being investigated.

City and county	Cases
Florida International University, Dade	17
Goodland, Collier	17
Missing, Seminole	16
Jensen Beach, St. Lucie	16
West Panama City Beach, Bay	16
Golden Oak, Orange	16
Jacksonville, Unknown	16
Orlando, Pinellas	16
Champions Gate, Polk	16
Fort Ogden, Desoto	16
Lake City, Suwannee	15
Wekiva Springs, Seminole	15
Gulf Stream, Palm Beach	15
Webster, Hernando	15
Hernando Beach, Hernando	15
Shady Hills, Pasco	15
Tallevast, Manatee	14
Gulf Hammock, Levy	14
Copeland, Collier	14
White Springs, Columbia	14
Village Of Palmetto Bay, Dade	14
Mount Dora, Orange	14
Missing, Manatee	14
Nichols, Polk	14
Union Park, Orange	14
Missing, Collier	14
Murdock, Charlotte	14
Forest City, Orange	14
Woodville, Leon	14
Westlake, Palm Beach	14
Redington Shores, Pinellas	14
Winter Garden, Lake	14
Wewahitchka, Calhoun	14
Hialeah, Unknown	13
Orlando, Brevard	13
Otter Creek, Levy	13
Saint George Island, Franklin	13
Orlando, Lake	13
Watersound, Walton	13
Suwannee, Dixie	13
Laurel Hill, Walton	13
Hutchinson Island, St. Lucie	13
High Springs, Gilchrist	13
Pensacola Beach, Escambia	12
Missing, Citrus	12
Lakewood Ranch, Sarasota	12
Kingsley Lake, Bradford	12
Gonzalez, Escambia	12
Graham, Bradford	12
Braden River, Manatee	12
Lake Buena Vista, Orange	12
Buckingham, Lee	12
Orlando, Unknown	12
Saint Lucie West, St. Lucie	12
Trenton, Levy	12
Lake Monroe, Seminole	12
Belleair Bluffs, Pinellas	12
Brooksville, Pasco	12
Fort Charlotte, Charlotte	12
Daytona Beach Shores, Volusia	12

COVID-19: characteristics of 1,731,931 Florida resident cases

Data through Feb 4, 2021 verified as of Feb 5, 2021 at 09:25 AM

Data in this report are provisional and subject to change.

The table below includes the cities and counties of residence for cases in Florida residents based on the patient's ZIP Code. Note that city is not always received as part of the initial notification and may be missing while the case is being investigated.

City and county	Cases
Trilby, Pasco	12
Unknown, Dade	11
Missing, Brevard	11
Long Boat Key, Manatee	11
Choctaw Beach, Okaloosa	11
Ramrod Key, Monroe	11
Johns Pass Village, Pinellas	11
Missing, Indian River	11
Holder, Citrus	11
Mount Plymouth, Lake	11
Durant, Hillsborough	11
Wahneta, Polk	11
Orlando, Leon	11
Roseland, Indian River	11
Rosemary Beach, Walton	11
Missing, Nassau	10
Indian Creek Village, Dade	10
Naples, Lee	10
Steinhatchee, Dixie	10
Orlando, Duval	10
Leisure City, Dade	10
Passport, Unknown	10
Seacrest, Walton	10
Greenville, Taylor	10
Hillsboro Beach, Broward	10
Deerfield Beach, Palm Beach	10
Telogia, Liberty	10
Sea Ranch Lakes, Broward	9
Palma Sola, Manatee	9
Redington Beach, Pinellas	9
Cottdale, Washington	9
Alys Beach, Bay	9
Lake Como, Putnam	9
Missing, Polk	9
University Park, Manatee	9
Beverly Beach, Flagler	9
Fanning Springs, Gilchrist	9
Grant Valkaria, Brevard	9
Dade City, Hernando	9
Briny Breezes, Palm Beach	9
Perrine, Dade	9
West Delray Beach, Palm Beach	9
Rubonia, Manatee	9
Lamont, Madison	9
Los Angeles, Dade	9
Lloyd, Jefferson	9
Cypress, Jackson	9
Ozona, Pinellas	9
Florida State Univ Admin, Leon	8
Forest City, Seminole	8
Saint Augustine, Duval	8
Citrus Hills, Citrus	8
Elfers, Pasco	8
Virginia Gardens, Dade	8
Salem, Taylor	8
Missing, Unknown	8
Grandin, Putnam	8
Seybold, Dade	8
Missing, Broward	8
Ferndale, Lake	8

COVID-19: characteristics of 1,731,931 Florida resident cases

Data through Feb 4, 2021 verified as of Feb 5, 2021 at 09:25 AM

Data in this report are provisional and subject to change.

The table below includes the cities and counties of residence for cases in Florida residents based on the patient's ZIP Code. Note that city is not always received as part of the initial notification and may be missing while the case is being investigated.

City and county	Cases
Eau Gallie, Brevard	8
Fort Walton Beach, Unknown	8
Cross Creek, Alachua	8
Captiva, Lee	8
Deer Island, Lake	8
Gibsonia, Polk	8
Jerome, Collier	8
Ponce De Leon, Walton	8
Goldenrod, Seminole	8
Wildlight, Nassau	7
Innovation, Pasco	7
East Lake, Marion	7
Barberville, Volusia	7
Fort Lauderdale, Unknown	7
Fairfield, Marion	7
Putnam Hall, Putnam	7
Palm City, St. Lucie	7
Orlando, Alachua	7
Niceville, Walton	7
Aripeka, Pasco	7
Pine Ridge, Citrus	7
Maitland, Volusia	7
Switzerland, St. Johns	7
Orange Springs, Marion	7
Fernandina, Nassau	7
Evinston, Alachua	7
Bradenton, Sarasota	7
Basinger, Okeechobee	7
Nobleton, Hernando	7
Orange Park, Duval	7
Port Saint John, Brevard	7
Keystone Heights, Bradford	7
Orlando, Pasco	7
Umatilla, Marion	7
University Of Central Fl, Hillsborough	7
Longboat Key, Sarasota	7
Babcock Ranch, Charlotte	7
Duck Key, Monroe	6
Miccosukee, Leon	6
Haines Creek, Lake	6
Pensacola, Unknown	6
Orchid, Indian River	6
Missing, Flagler	6
Mayport Naval Station, Duval	6
Lake Butler, Bradford	6
Day, Lafayette	6
Maitland, Osceola	6
Missing, Putnam	6
Sunny Hills, Washington	6
Orlando, Flagler	6
Orlando, Marion	6
White City, Gulf	6
Holt, Santa Rosa	6
Punta Gorda, Lee	6
Quail Heights, Dade	6
River Ranch, Polk	6
Saint Augustine Beach, St. Johns	6
Indian Shores, Pinellas	6
Coco River, Collier	6
Grove City, Charlotte	6

COVID-19: characteristics of 1,731,931 Florida resident cases

Data through Feb 4, 2021 verified as of Feb 5, 2021 at 09:25 AM

Data in this report are provisional and subject to change.

The table below includes the cities and counties of residence for cases in Florida residents based on the patient's ZIP Code. Note that city is not always received as part of the initial notification and may be missing while the case is being investigated.

City and county	Cases
Maitland, Hillsborough	6
Winter Park, Polk	6
Winderemere, Orange	6
Labelle, Lee	6
Missing, Clay	6
Missing, Walton	6
Missing, Sarasota	5
Missing, Taylor	5
Scottsmoor, Brevard	5
Westchester, Dade	5
Port Salerno, Martin	5
Hialeah, Broward	5
Ebro, Bay	5
Eglin, Okaloosa	5
Missing, Okaloosa	5
Miami, Palm Beach	5
Stuart, St. Lucie	5
Valkaria, Brevard	5
Pass, Unknown	5
Inlet Beach, Bay	5
Missing, Leon	5
Milton, Escambia	5
Worthington Springs, Union	5
N/A, Unknown	5
Ocoee, Lake	5
Okeechobee, Martin	5
Orlando, Manatee	5
Inglis, Citrus	5
Cypress Gardens, Polk	5
Missing, Bay	5
Fort Lauderdale, Lee	5
University Of Central Fl, Martin	5
Ybor City, Hillsborough	5
Glenwood, Volusia	5
Boca Raton, Broward	5
Bayou George, Bay	5
Miramar, Dade	5
Miami Gardens, Unknown	5
Morrison, Marion	5
Jacksonville Naval Air Station, Duval	5
Kissimmee, Unknown	5
Fort Lauderdale, Palm Beach	5
Pompano Beach, Unknown	5
Psl, Unknown	5
Orlando, Lee	4
San Carlos Park, Lee	4
Newberry, Gilchrist	4
Okeechobee, Osceola	4
Boynton Beach, Broward	4
Branford, Gilchrist	4
Clewiston, Palm Beach	4
Conch Key, Monroe	4
Clarcona, Orange	4
Lamont, Taylor	4
Seacrest, Bay	4
Point Washington, Walton	4
Pompano Beach, Dade	4
Williston, Marion	4
El Jobean, Charlotte	4
East Rockland Key, Monroe	4

COVID-19: characteristics of 1,731,931 Florida resident cases

Data through Feb 4, 2021 verified as of Feb 5, 2021 at 09:25 AM

Data in this report are provisional and subject to change.

The table below includes the cities and counties of residence for cases in Florida residents based on the patient's ZIP Code. Note that city is not always received as part of the initial notification and may be missing while the case is being investigated.

City and county	Cases
Bella Collina, Lake	4
Anastasia Island, St. Johns	4
Naples, Unknown	4
Missing, Alachua	4
Miami Beach, Unknown	4
Hinsdale, Manatee	4
Bowling Green, Polk	4
International Service Center, Dade	4
Hollywood, Unknown	4
Pompano Beach, Palm Beach	4
Oneco, Manatee	4
Wakulla Springs, Wakulla	4
Shady Grove, Taylor	4
Mayport, Duval	4
Port Charlotte, Unknown	4
Okeechobee, Glades	4
West Bradenton, Manatee	4
Loxahatchee Groves, Palm Beach	4
Live Oak, Madison	4
Bruce, Holmes	4
Highland Park, Polk	4
Melrose, Bradford	4
Margate, Unknown	4
Mid Florida, Seminole	4
Ocean Breeze, Martin	4
Pensacola, Santa Rosa	4
Glen Ridge, Palm Beach	4
Coconut Creek, Palm Beach	4
Brewton, Escambia	3
Apopka, Broward	3
Missing, Highlands	3
Lanark Village, Franklin	3
Lake Harbor, Palm Beach	3
Maitland, Polk	3
Orem, Palm Beach	3
Pp, Dade	3
Pp, Unknown	3
Woodside, Broward	3
Pass, Dade	3
Vero Beach, Brevard	3
Los Angeles, Broward	3
Lake Worth, Broward	3
Jacksonville, Dade	3
Lynbrook, Broward	3
Miami, Orange	3
Miami Gardens, Broward	3
Immokalee, Lee	3
Lake City, Duval	3
Lakeland, Hillsborough	3
Fort Myers, Unknown	3
Hallandale Beach, Unknown	3
Blountstown, Liberty	3
Village Of Golf, Palm Beach	3
Wildwood, Marion	3
Port Saint Lucie, Martin	3
Palm Coast, Volusia	3
Saint Augusaintine Beach, St. Johns	3
Saint Petersburg, Hillsborough	3
Ludlam, Dade	3
Laurel, Sarasota	3

COVID-19: characteristics of 1,731,931 Florida resident cases

Data through Feb 4, 2021 verified as of Feb 5, 2021 at 09:25 AM

Data in this report are provisional and subject to change.

The table below includes the cities and counties of residence for cases in Florida residents based on the patient's ZIP Code. Note that city is not always received as part of the initial notification and may be missing while the case is being investigated.

City and county	Cases
Jacksonville, Clay	3
Greenville, Jefferson	3
Deland, Lake	3
Clermont, Orange	3
Tarpon Springs, Pasco	3
Tampa Palms, Hillsborough	3
Tampa, Pinellas	3
Pineland, Lee	3
Winter Garden, Seminole	3
Vernon, Bay	3
Mayport Naval Housing, Duval	3
Monticello, Madison	3
Samoset, Manatee	3
San Fernando, Unknown	3
Indian Rock Beach, Pinellas	3
Green Cove Springs, Duval	3
Fpo, Duval	3
Missing, Martin	3
Island Grove, Alachua	3
Apopka, Lake	3
Cape San Blas, Gulf	3
Crestview, Walton	3
Fernandina Beach, Duval	3
Jonesville, Alachua	3
Julington Creek, St. Johns	3
Jupiter Island, Martin	3
Mims, Volusia	3
Miramar, Unknown	3
Marco Island, Lee	3
Ocean Reef Club, Monroe	3
Alford, Washington	3
Altamonte Springs, Orange	3
Alys Beach, Walton	3
Pembroke Pines, Unknown	3
Sandestin, Walton	3
Vero Beach, St. Lucie	3
Land O Lakes, Hillsborough	3
Lady Lake, Marion	3
Bay Harbor Islands, Unknown	3
Ft Pierce, St. Lucie	3
Westville, Walton	3
Milligan, Okaloosa	3
Sugarloaf, Monroe	3
Coraopolis, Citrus	3
Cape Haze, Charlotte	3
Chicago, Lee	3
Bristol, Calhoun	3
North Fort Myers, Charlotte	3
Missing, Sumter	3
Jacksonville, Alachua	3
Stuart, Palm Beach	3
Sorrento, Orange	3
Tampa, Hernando	2
Summerfield, Unknown	2
Sharpes, Brevard	2
Sebring, Desoto	2
Panama City, Unknown	2
Pembroke Pines, Dade	2
Ormond Beach, Flagler	2
Saint Lucie Village, St. Lucie	2

COVID-19: characteristics of 1,731,931 Florida resident cases

Data through Feb 4, 2021 verified as of Feb 5, 2021 at 09:25 AM

Data in this report are provisional and subject to change.

The table below includes the cities and counties of residence for cases in Florida residents based on the patient's ZIP Code. Note that city is not always received as part of the initial notification and may be missing while the case is being investigated.

City and county	Cases
Wauchula, Desoto	2
Vero Beach, Unknown	2
Yeehaw, Okeechobee	2
Melrose, Clay	2
Mesa, Unknown	2
Longview, Dade	2
Missing, Osceola	2
Noma, Holmes	2
Jacksonville, Nassau	2
Jacksonville Naval Hospital, Duval	2
Hosford, Calhoun	2
Aventura, Broward	2
000000, Unknown	2
Champions Gate, Osceola	2
Sutton, Pasco	2
Red Bay, Holmes	2
Port Saint Lucie, Palm Beach	2
Orlo Vista, Orange	2
Saint Marys, Nassau	2
Wacissa, Jefferson	2
Tampa, Unknown	2
Windermere, Lake	2
Fisher Island, Unknown	2
Fort Lauderdale, Alachua	2
Deerfield Beach, Unknown	2
Doral, Unknown	2
Brooklyn, Broward	2
Cross City, Taylor	2
Carl Fisher, Dade	2
Lakeland, Unknown	2
Lazy Lake, Broward	2
Micanopy, Marion	2
Homeless, Hillsborough	2
Jupiter, Dade	2
Venice, Dade	2
University Of Central Fl, Seminole	2
Union, Manatee	2
Sand Lake, Orange	2
Orlando, Escambia	2
Okeechobee, Highlands	2
Port Charlotte, Lee	2
Port St. Lucie, St. Lucie	2
West Palm Beach, Unknown	2
Windermere, Hillsborough	2
Winter Park, Volusia	2
Winter Springs, Orange	2
Bonnie, Dade	2
Eatonville, Polk	2
Fort Pierce, Brevard	2
Delray Beach, Broward	2
Graceville, Unknown	2
High Springs, Columbia	2
New Port Richey, Hillsborough	2
Long Beach, Orange	2
Miami, Martin	2
Labelle, Collier	2
Longwood, Unknown	2
Lauderhill, Unknown	2
Jena, Taylor	2
Cross Key, Monroe	2

COVID-19: characteristics of 1,731,931 Florida resident cases

Data through Feb 4, 2021 verified as of Feb 5, 2021 at 09:25 AM

Data in this report are provisional and subject to change.

The table below includes the cities and counties of residence for cases in Florida residents based on the patient's ZIP Code. Note that city is not always received as part of the initial notification and may be missing while the case is being investigated.

City and county	Cases
Cibolo, Orange	2
Claysville, Hernando	2
Dade City, Unknown	2
Crescent Beach, Sarasota	2
Defuniak Springs, Okaloosa	2
Defuniak Springs, Unknown	2
Callahan, Duval	2
Marysville, Dade	2
Port Canaveral, Brevard	2
Plantation Key, Monroe	2
Orlando, St. Lucie	2
Orlando, Collier	2
Oakland Park, Unknown	2
Weirsdale, Lake	2
Sarasota, Unknown	2
Seguin, Unknown	2
Sunrise, Unknown	2
Tampa, Broward	2
Tarpon Springs, Hillsborough	2
Winter Park, Leon	2
Weston, Dade	2
West Palm Beach, Dade	2
Palm Springs North, Dade	2
Orlando, Santa Rosa	2
Orlando, Charlotte	2
Oklawaha, Marion	2
Olustee, Baker	2
Clermont, Polk	2
Doctors Inlet, Clay	2
Bonifay, Jackson	2
Bonnie, Sarasota	2
Bronx, Seminole	2
Fort Myers, Collier	2
Fort Pierce, Martin	2
Lake Helen, Orange	2
Lecanto, Marion	2
Maitland, Leon	2
Miami Shores, Broward	2
Missing, Hernando	2
None, Dade	2
Mount Pleasant, Gadsden	2
Navarre, Okaloosa	2
West Villages, Sarasota	2
Zellwood, Lake	2
Upper Key Largo, Monroe	2
University Of Central Florida, Brevard	2
Seven Springs, Pasco	2
Blountstown, Jackson	2
Alligator Point, Franklin	2
Bradington, Manatee	2
Coconut Creek, Unknown	2
Hallandale Beach, Dade	2
Crawfordville, Leon	2
Eatonville, Lake	2
Lawtey, Union	2
Lake Geneva, Clay	2
Lutz, Pinellas	2
Los Angeles, Okaloosa	2
Madison, Unknown	2
Maitland, Pasco	2

COVID-19: characteristics of 1,731,931 Florida resident cases

Data through Feb 4, 2021 verified as of Feb 5, 2021 at 09:25 AM

Data in this report are provisional and subject to change.

The table below includes the cities and counties of residence for cases in Florida residents based on the patient's ZIP Code. Note that city is not always received as part of the initial notification and may be missing while the case is being investigated.

City and county	Cases
Chipley, Jackson	2
Amelia City, Nassau	2
Apopka, Unknown	2
Alligator Point, Wakulla	2
Florida Power & Light Co, Dade	2
University Of Central Florida, Broward	2
Ocala, Unknown	2
Miamt, Dade	2
Orlando, Okaloosa	2
Wimauma, Manatee	2
Provo, Broward	2
Sumatra, Liberty	2
University Of Central Florida, Palm Beach	2
University Of Central Florida, Pinellas	2
Portland, Unknown	2
Maitland, Lake	2
Hialeah Lakes, Dade	2
Moore Haven, Hendry	2
Naples, Broward	2
Cassadaga, Volusia	2
Fort Walton Beach, Walton	2
Dunnellon, Levy	2
Export, Palm Beach	1
Fdsf, Unknown	1
Downers Grove, St. Lucie	1
Duke Field Air Force Station, Okaloosa	1
Fort Myers, Lake	1
Felda, Palm Beach	1
Flagler Beach, Volusia	1
Flomaton, Escambia	1
Flora, Lee	1
Fruitland Park, Sumter	1
Fwb, Unknown	1
Gainesville, Marion	1
Gastonia, Polk	1
Geneva, Orange	1
Fresno, Pasco	1
Green, Clay	1
Greensburg, Orange	1
Greenville, Monroe	1
Gulf Shores, Escambia	1
Clearwater, Highlands	1
Clermont, Unknown	1
Columbia, Orange	1
Coral Gables, Unknown	1
Coral Springs, Unknown	1
Cornelius, Leon	1
Crestview, Dade	1
Dade City, Polk	1
Dania, Unknown	1
Darien, Pasco	1
Arcadia, Charlotte	1
Aspen, Palm Beach	1
Atlanta, Broward	1
Aurburndale, Polk	1
Aventura, Unknown	1
Azalea Park, Sarasota	1
Bartow, Unknown	1
Boca Roton, Unknown	1
Brooksville, Columbia	1

COVID-19: characteristics of 1,731,931 Florida resident cases

Data through Feb 4, 2021 verified as of Feb 5, 2021 at 09:25 AM

Data in this report are provisional and subject to change.

The table below includes the cities and counties of residence for cases in Florida residents based on the patient's ZIP Code. Note that city is not always received as part of the initial notification and may be missing while the case is being investigated.

City and county	Cases
Bryn Mawr, Collier	1
Alpharetta, Alachua	1
Apalachicola, Leon	1
Naugatuck, Lee	1
New Vernon, Sarasota	1
New York, Broward	1
Northville, Broward	1
Ocala, Indian River	1
Ocoee, Broward	1
North Little Rock, Palm Beach	1
Ocoee, Polk	1
Opa Locka, Unknown	1
Orem, Nassau	1
Orlando, Orange	1
Myakka, Duval	1
Missing, Columbia	1
Middleburg, Unknown	1
Minneapolis, Broward	1
Hialeah, Orange	1
Hilliard, Dade	1
Hollywood, Leon	1
Holt, Unknown	1
Homestead, Monroe	1
Humble, Broward	1
Havanna, Gadsden	1
Jan Phyl Village, Polk	1
Knoxville, Duval	1
Lake City, Volusia	1
Maitland, Unknown	1
Melbourne, Orange	1
Metter, Volusia	1
Miami Beach, Palm Beach	1
Miami Granders, Dade	1
Lakeland, Pasco	1
Lakewood, Unknown	1
Los Angeles, Polk	1
Pound Ridge, Leon	1
Port Charlotte Fl, Unknown	1
Ponce, Orange	1
Plant City, Pinellas	1
Plantation, Unknown	1
Saint Petersburg, Dade	1
San Juan, Osceola	1
San Pedro Sula, Dade	1
Sandy, Duval	1
Richmond Heights, Dade	1
Riverview, Pinellas	1
Rochester, Lee	1
Rosemary Beach, Bay	1
Saint Cloud, Orange	1
Orlando, Highlands	1
Plant City, Hendry	1
Wayne, Dade	1
Wekiwa Springs, Seminole	1
West Simsbury, Collier	1
Tinley Park, Lee	1
University Of Central Fl, Dade	1
Telluride, Lee	1
Tampa, Dade	1
Tampa, Jackson	1

COVID-19: characteristics of 1,731,931 Florida resident cases

Data through Feb 4, 2021 verified as of Feb 5, 2021 at 09:25 AM

Data in this report are provisional and subject to change.

The table below includes the cities and counties of residence for cases in Florida residents based on the patient's ZIP Code. Note that city is not always received as part of the initial notification and may be missing while the case is being investigated.

City and county	Cases
Tampa, Lee	1
Sumter Ville, Unknown	1
Tallahassee, Escambia	1
Stockbridge, Leon	1
Southampton, Palm Beach	1
Springhill, Unknown	1
South Otselic, Dade	1
Windermere, Polk	1
Winter Park, Lake	1
Pompano Beach, Fl., Broward	1
Ponte Vedra Beach, Orange	1
Port Orange , Volusia	1
Port Saint Lucie, Indian River	1
Porter Ranch, Dade	1
Raiford, Bradford	1
Republic, Monroe	1
Ridge Manor Estates, Sumter	1
Ridgewood, Broward	1
Riverview, Manatee	1
Roseland, Palm Beach	1
Tampa, Escambia	1
Tampa, Manatee	1
Tangerine, Lake	1
Steinhatchee, Alachua	1
Saint Teresa, Wakulla	1
San Antonio, Dade	1
San Diego, Unknown	1
Sanford, Palm Beach	1
Russellville, Hillsborough	1
Saint Augustine, Okaloosa	1
Middleburg, Duval	1
Midland, Osceola	1
Missing, Wakulla	1
N/A, Duval	1
Naples, Alachua	1
Ocean City, Broward	1
Palm City, Unknown	1
Plant City, Unknown	1
Pompano Beach, Alachua	1
Old Town, Gilchrist	1
Oviedo, Leon	1
Opa Locka, Polk	1
Orem, Sarasota	1
Orem, Unknown	1
University Of Central Florida, Hillsborough	1
University Of Central Fl, Pasco	1
Village Of Palm Springs, Palm Beach	1
Webster, Pasco	1
Union City, Bradford	1
Sebastian, Lake	1
Westerville, Hillsborough	1
Wilbur By The Sea, Volusia	1
Willowbrook, Lee	1
Winston Salem, Unknown	1
Winter Garden, Hillsborough	1
Wilton Manors, Dade	1
Woodland Hills, Brevard	1
Yulee, Duval	1
Fl State Lot, Leon	1
Fortlauderdale, Unknown	1

COVID-19: characteristics of 1,731,931 Florida resident cases

Data through Feb 4, 2021 verified as of Feb 5, 2021 at 09:25 AM

Data in this report are provisional and subject to change.

The table below includes the cities and counties of residence for cases in Florida residents based on the patient's ZIP Code. Note that city is not always received as part of the initial notification and may be missing while the case is being investigated.

City and county	Cases
Fortwalton Beach, Okaloosa	1
Ft Pierce, Unknown	1
Garland, Orange	1
El Paso, Unknown	1
Everett, Dade	1
Eatonville, Seminole	1
Colorado Springs, Unknown	1
Conifer, Lee	1
Destin, Unknown	1
Diamond, Highlands	1
Daniel Island, Bay	1
Altamonte, Orange	1
Alva, Collier	1
333, Unknown	1
Allentown, Putnam	1
Apple Creek, Citrus	1
Amelia Village, Nassau	1
Barefoot Beach, Lee	1
Azalea Park, Osceola	1
Avon, Manatee	1
Aventura, Osceola	1
Chipley, Holmes	1
Chattanooga, Dade	1
Chickasha, Sarasota	1
Bryn Mawr, Palm Beach	1
Camden Wyoming, Duval	1
Bear Grass, Palm Beach	1
Mary Esther, Escambia	1
Miami, Charlotte	1
Miamii, Dade	1
Miami Garden, Unknown	1
Lake Mary, Lake	1
Knoxville, Escambia	1
Longwood, Orange	1
Lauderdale Hill, Unknown	1
Lehigh Cares, Lee	1
Live Oak, Columbia	1
Loganville, Orange	1
Jeffersonville, Broward	1
Homeless, Dade	1
Homer, Escambia	1
Hilliard, Unknown	1
Hickory, Lee	1
Hallandale Ben, Unknown	1
Havana, Leon	1
Fort Denaud, Glades	1
Louisville, Manatee	1
Los Angeles Ca, Unknown	1
Macdill Air Force Base, Hillsborough	1
Margate, Dade	1
Marshall, Dade	1
Mary Esther, Unknown	1
Miami Lakes, Unknown	1
Miami, Hillsborough	1
Miami, Manatee	1
Miami Beach, Broward	1
Middlesburg, Duval	1
Lake City, Hamilton	1
La Grange, Dade	1
Lehigh Acres, Dade	1

COVID-19: characteristics of 1,731,931 Florida resident cases

Data through Feb 4, 2021 verified as of Feb 5, 2021 at 09:25 AM

Data in this report are provisional and subject to change.

The table below includes the cities and counties of residence for cases in Florida residents based on the patient's ZIP Code. Note that city is not always received as part of the initial notification and may be missing while the case is being investigated.

City and county	Cases
Lewisburg, Pasco	1
Largo, Unknown	1
Littleton, Dade	1
Homosassa, Hernando	1
Homeless, Polk	1
Jerusalem, St. Johns	1
Davenport, Orange	1
Daytona Beach, Unknown	1
Deland, St. Lucie	1
Deltona, Orange	1
Foley, Escambia	1
Harrison, Pinellas	1
Granada Hills, Broward	1
Guilford, Dade	1
Hailandale, Unknown	1
Fort Myers-, Lee	1
Fort Pierce, Unknown	1
Gainesville, Duval	1
Conway, Leon	1
Cypress, Leon	1
Clermont, Volusia	1
Clewiston, Glades	1
Bronx, Palm Beach	1
Cartersville, Unknown	1
Altoona, Marion	1
Anaheim, Unknown	1
Argyle, Walton	1
Athens, Duval	1
Bogota, Orange	1
Bradenton, Dade	1
Bradenton, Osceola	1
Sun City Center, Hardee	1
Tallahassee, Duval	1
Tallahassee, Unknown	1
Tampa, Palm Beach	1
Tavares, Marion	1
Saint Cloud, Unknown	1
Saint Johns, Unknown	1
Shelton, Manatee	1
Spring Hill , Hernando	1
Spring Hill, Dade	1
Starke, Clay	1
Stone Mountain, Palm Beach	1
Tulsa, Orange	1
Tiffin, Highlands	1
Washington, Unknown	1
West Palm Beach, Broward	1
Venice, Unknown	1
Vernon, Unknown	1
Westbrook, Dade	1
Wichita, Volusia	1
Winter Garden, Pinellas	1
Winder Garden, Orange	1
Windermere, Leon	1
Windermere, Osceola	1
Windermere, Seminole	1
Winter Garden, Broward	1
Zolfo Springs, Polk	1
Winter Park, St. Johns	1
Winter Park, Broward	1

COVID-19: characteristics of 1,731,931 Florida resident cases

Data through Feb 4, 2021 verified as of Feb 5, 2021 at 09:25 AM

Data in this report are provisional and subject to change.

The table below includes the cities and counties of residence for cases in Florida residents based on the patient's ZIP Code. Note that city is not always received as part of the initial notification and may be missing while the case is being investigated.

City and county	Cases
Winter Park, Indian River	1
Winter Park, Lee	1
New Orleans, Palm Beach	1
Newark, Broward	1
Newburgh, Bay	1
Navarre, Dade	1
North Pole, Seminole	1
North Port, Lee	1
Old Town, Alachua	1
Ona, Manatee	1
Oooooo, Unknown	1
Ocoee, Osceola	1
Okeechobee, Broward	1
Orem, Broward	1
Orlando, Columbia	1
Orlando, Indian River	1
Orlando, Sarasota	1
Ormond Beach, Unknown	1
Oviedo, Brevard	1
Pacifica, Dade	1
Saint Petersburg, St. Lucie	1
Sandford, Seminole	1
Sarasota, Flagler	1
Saxis, Lee	1
Sebring, Lee	1
Rye, Duval	1
Rex, Duval	1
Parker, Dade	1
Parker, Leon	1
Peoria, Unknown	1
Palm Coast, Alachua	1
Palm Coast, Polk	1
Port Everglades, Broward	1
Plantation, Orange	1
Pompano Beach, Martin	1
Miami, Collier	1
Miami, St. Lucie	1
Melrose, Alachua	1
Miamf, Dade	1
Miami G, Dade	1
Marianna, Calhoun	1
Marshall, Palm Beach	1
Magnolia Square, Osceola	1
Maitland, Alachua	1
Los Angeles, Palm Beach	1
Lemoyne, Manatee	1
Lawrence Township, Palm Beach	1
Lander, Citrus	1
Las Vegas, Orange	1
Lake Placid, Alachua	1
Lake Worth Beach, Broward	1
Jamaica, Broward	1
Jersey City, Polk	1
Jupiter, Unknown	1
Kingsland, Duval	1
Kissimmee, Brevard	1
Gainesville, Baker	1
Gilmer, Dade	1
Jacksonville, Manatee	1
Haverford, Hillsborough	1

COVID-19: characteristics of 1,731,931 Florida resident cases

Data through Feb 4, 2021 verified as of Feb 5, 2021 at 09:25 AM

Data in this report are provisional and subject to change.

The table below includes the cities and counties of residence for cases in Florida residents based on the patient's ZIP Code. Note that city is not always received as part of the initial notification and may be missing while the case is being investigated.

City and county	Cases
Herrin, Orange	1
Bryant, Alachua	1
Buffalo, Palm Beach	1
Carol Stream, Orange	1
Castleberry, Escambia	1
Charlotte, Pasco	1
Apopka, Flagler	1
99, Unknown	1
Alanson, Bay	1
Aollywoss, Dade	1
Boca Raton, Unknown	1
Bohealia, Lee	1
Blowing Rock, Polk	1
Belleair, Hillsborough	1
Dorchester, Orange	1
Estero, Collier	1
Fanning Springs, Levy	1
Columbus, Brevard	1
Cookeville, Seminole	1
Clear Brook, Lee	1
Deland, Polk	1
Dallas, Lee	1
De Leon Springs, Putnam	1
Crestview, Holmes	1
Cumberland, Palm Beach	1
Dade City, Hillsborough	1
Opalocka, Dade	1
North Canton, Palm Beach	1
New Richmond, Volusia	1
Oakland, Leon	1
Ocala, Alachua	1
Okeechobee, St. Lucie	1
Panama City, Walton	1
Palm Coast, Duval	1
Orlando, Union	1
Ovido, Seminole	1
Oxford, Palm Beach	1
Perry, Leon	1
Port Orange, Unknown	1
Port Saint Lucie, Orange	1
Provincetown, Collier	1
Tangerine, Seminole	1
Virginia Beach, Hernando	1
Waco, Broward	1
Washington, Broward	1
Tewksbury, Orange	1
Toms River, Dade	1
Shannon, Collier	1
Soldotna, Broward	1
Spring Park, Alachua	1
Steinhatchee, Madison	1
South Burlington, Orange	1
Rio Dell, Volusia	1
Saint Cloud, Lee	1
Saint Johns, Orange	1
San Antonio, Sarasota	1
San Antonio, Unknown	1
Sanford, Volusia	1
Wheaton, Lee	1
Wesley Chapel, Alachua	1

COVID-19: characteristics of 1,731,931 Florida resident cases

Data through Feb 4, 2021 verified as of Feb 5, 2021 at 09:25 AM

Data in this report are provisional and subject to change.

The table below includes the cities and counties of residence for cases in Florida residents based on the patient's ZIP Code. Note that city is not always received as part of the initial notification and may be missing while the case is being investigated.

City and county	Cases
Umatilla, Alachua	1
University Of Central Florida, Monroe	1
Winter Park, Osceola	1
Wood River, Polk	1
Worcester, Palm Beach	1
Wilmington, Broward	1
Winter Park, Alachua	1
Twentynine Palms, Broward	1
Surprise, Unknown	1
Syracuse, Unknown	1
St Cloud, Orange	1
Vernon, Walton	1
West Miami, Unknown	1
Waukesha, Volusia	1
Venezuela, Unknown	1
Whippany, Volusia	1
Xifamk, Dade	1
Windermere, Alachua	1
Winfield, Hillsborough	1
Winter Garden, Unknown	1
Winter Park, Brevard	1
Winter Park, Unknown	1
Ocala, Duval	1
North Porte, Unknown	1
Notrealville, Polk	1
Okeechobi, Unknown	1
Orlando, Gadsden	1
Orlando, Hernando	1
Orem, Dade	1
Orlando, Citrus	1
Monument, Broward	1
Morrisville, Palm Beach	1
Mokena, Lee	1
North Brunswick, St. Lucie	1
North Grafton, Dade	1
North Lauderdale, Unknown	1
Orlando, Walton	1
Oviedo, Lake	1
Orlando, St. Johns	1
Panomo City, Bay	1
Parrish, Sarasota	1
Plantation, Leon	1
Pensacola, Dade	1
Pooler, Broward	1
San Marcos, Unknown	1
Rye, Palm Beach	1
Saint Petersburg, Bay	1
Ridgewood, Lee	1
Roayl Palm Beach, Palm Beach	1
Roseville, Broward	1
Port St. Lucie, Unknown	1
Punta Gorda, Sarasota	1
Putnam, Putnam	1
Miami Dade, Unknown	1
Merrick, Palm Beach	1
Metter, Manatee	1
Miamiardens, Unknown	1
Miamksaohes, Dade	1
Jacksonville, Baker	1
Jacksonville, Marion	1

COVID-19: characteristics of 1,731,931 Florida resident cases

Data through Feb 4, 2021 verified as of Feb 5, 2021 at 09:25 AM

Data in this report are provisional and subject to change.

The table below includes the cities and counties of residence for cases in Florida residents based on the patient's ZIP Code. Note that city is not always received as part of the initial notification and may be missing while the case is being investigated.

City and county	Cases
Jupiter Inlet, Palm Beach	1
Jzx, Unknown	1
Key West, Palm Beach	1
Kilgore, Dade	1
Lake Clarke Shores, Palm Beach	1
Lake Forest, Collier	1
Land O Lakes, Unknown	1
Landolakes, Unknown	1
Lawton, Okaloosa	1
Lima, Manatee	1
Lima, Volusia	1
Maccleddy, Dixie	1
Madison, Jefferson	1
Maitland, Collier	1
Florida City, Unknown	1
Fort Lauderdale, Collier	1
Glen Cove, Unknown	1
Glen Saint Mary, Duval	1
Golden Oak, Hillsborough	1
Greensboro, Leon	1
Gainesville, Levy	1
Irmo, Unknown	1
Immokalee, Walton	1
Canton, Duval	1
Charlotte, Alachua	1
Cantonment, Santa Rosa	1
Cape Coral, Unknown	1
Bryceville, Duval	1
Bradenton, Lee	1
Boca Raton, Dade	1
Boca Raton, Madison	1
Bogota, Unknown	1
Atlanta, Walton	1
Attalla, Broward	1
Auburn, Palm Beach	1
Autaville, Broward	1
Apopka, Volusia	1
Alachua, Suwannee	1
Alafaya, Broward	1
Alafaya, Pinellas	1
Daytona Beach, Orange	1
Deerfield Beach, Polk	1
Crestview, Broward	1
Dalecity, Okaloosa	1
Clearwater, Leon	1
Crystal River, Marion	1
Crystal River, Unknown	1
Fleming Island, Duval	1
Fellsmere, Brevard	1
East Setauket, Palm Beach	1
Easton, Monroe	1
El Dorado, Palm Beach	1
Lake Worth, Unknown	1
Littleton, St. Johns	1
Los Angeles, Orange	1
Maitland, Palm Beach	1
Marathon Shores, Monroe	1
Indianapolis, Lee	1
Lake Como, Nassau	1
Lake In The Hills, Broward	1

COVID-19: characteristics of 1,731,931 Florida resident cases

Data through Feb 4, 2021 verified as of Feb 5, 2021 at 09:25 AM

Data in this report are provisional and subject to change.

The table below includes the cities and counties of residence for cases in Florida residents based on the patient's ZIP Code. Note that city is not always received as part of the initial notification and may be missing while the case is being investigated.

City and county	Cases
Jupiter, Pinellas	1
Kansas City, Palm Beach	1
Milford, Bay	1
Milford, Unknown	1
Mattoon, Lee	1
Marianna, Leon	1
Marianna, Washington	1
Mary Esther, Hillsborough	1
Newaygo, Charlotte	1
North Port, Charlotte	1
New Canaan, Dade	1
Na, Dade	1
Naples, Leon	1
Gwynn Oak, Polk	1
Fort Worth, Broward	1
Franklin, Orange	1
Frostproof, Highlands	1
Gainesville, Palm Beach	1
Gainesville, Santa Rosa	1
Crescent City, Marion	1
Crestview, Unknown	1
Destin, Bay	1
Eureka, Flagler	1
Evansville, Citrus	1
Bonnie, St. Johns	1
Belleair Bluffs, Unknown	1
Big Torch Key, Monroe	1
Black, Holmes	1
Boca Raton, Lee	1
Bonifay, Unknown	1
Apo, Collier	1
Apopka, Citrus	1
Apopka, Hillsborough	1
Arabi, Orange	1
Austin, Dade	1
Clearwater, Hillsborough	1
Coal City, Pasco	1
Commerce Township, Manatee	1
Crawfordville, Alachua	1
Celebration, Orange	1
Chicago, Broward	1
Choctaw Beach, Unknown	1
Brownsville, Escambia	1
Bryant, Palm Beach	1
Boys Ranch, Suwannee	1
Addison, Pasco	1
Winter Springs, Polk	1
Youngstown, Washington	1
Winnetka, Dade	1
Winter Garden, Osceola	1
Winter Haven, Osceola	1
Winter Park, Duval	1
Winter Park, Palm Beach	1
West Hollywood, Broward	1
Waverly, Duval	1
Weston, Unknown	1
Wildwood, Lee	1
Roswell, Bay	1
Ruskin, Dade	1
Ruskin, Manatee	1

COVID-19: characteristics of 1,731,931 Florida resident cases

Data through Feb 4, 2021 verified as of Feb 5, 2021 at 09:25 AM

Data in this report are provisional and subject to change.

The table below includes the cities and counties of residence for cases in Florida residents based on the patient's ZIP Code. Note that city is not always received as part of the initial notification and may be missing while the case is being investigated.

City and county	Cases
Port Saint Lucie, Marion	1
Port St Luice, Unknown	1
Pompano Beach, Osceola	1
Plymouth, Pasco	1
Okeechobee, Unknown	1
Oviedo, Orange	1
Pace, Escambia	1
Painted Post, Pasco	1
Palatka, Marion	1
Pensacola Naval Hospital, Escambia	1
Pass-A-Grille, Pinellas	1
Scottsdale, Brevard	1
Saint Petersburg, Duval	1
Saint Petersburg, Manatee	1
St Peterburg, Orange	1
Stiamk, Dade	1
Sun City Center, Lee	1
Surfside Beach, Orange	1
Tampa, Duval	1
Tavares, Unknown	1
Temple, Palm Beach	1
Unknown, Duval	1
Upland, Manatee	1
Wabasha, Clay	1
Jupiter, St. Lucie	1
Kenilworth, Leon	1
Indian Rocks Beach, Duval	1
Indiantown, Palm Beach	1
Inglewood, Sarasota	1
Key West, Duval	1
Keys West, Unknown	1
Kingsland, Nassau	1
Knoxville, Bay	1
Homeless, Monroe	1
Homeless, Pinellas	1
Hoclywsod, Dade	1
Holiday, Pinellas	1
Inwood, Broward	1
Irvine, Marion	1
Istachatta, Hernando	1
Jacksonville , Duval	1
Jacksonville, Orange	1
Jefferson, Dade	1
Jonesboro, Leon	1
Milford, Lee	1
Mckinney, Broward	1
Miamc, Dade	1
Missing, Okeechobee	1
Monroe Township, Palm Beach	1
Moore Haven, Okeechobee	1
Morrisville, Unknown	1
Ldhl, Broward	1
Lehigh Acres, Collier	1
Little Neck, Lee	1
Longwood, Volusia	1
Lake Butler, Alachua	1
Las Vegas, Palm Beach	1
Carmel, Orange	1
Cedar Springs, Hernando	1
Chicago, Unknown	1

COVID-19: characteristics of 1,731,931 Florida resident cases

Data through Feb 4, 2021 verified as of Feb 5, 2021 at 09:25 AM

Data in this report are provisional and subject to change.

The table below includes the cities and counties of residence for cases in Florida residents based on the patient's ZIP Code. Note that city is not always received as part of the initial notification and may be missing while the case is being investigated.

City and county	Cases
Coconut Ck, Unknown	1
Dallas, Hernando	1
Dayton, Lake	1
Daytona Beach, Pinellas	1
Dearborn, Broward	1
Deer Park, Dade	1
Brooklyn, Dade	1
Brooklyn, Lee	1
Caracas, Dade	1
Boston, Broward	1
Bel Air, Collier	1
O, Manatee	1
Alachua, Duval	1
Alpharetta, Broward	1
Apopka, Clay	1
Asheville, Highlands	1
Astoria, Broward	1
Bartow, Hardee	1
Downingtown, Hillsborough	1
Dpo, Santa Rosa	1
Dunedin, Unknown	1
Deerfield, Dade	1
Deland, Seminole	1
Deltona, Seminole	1
Fort Lauderdale, Leon	1
Fort Myers, Sarasota	1
Fort Pierce, Palm Beach	1
Fort White, Clay	1
East Palatka, Hillsborough	1
Eastpoint, Leon	1
Gotcha, Orange	1
Greensburg, Palm Beach	1
Garden City, Alachua	1
Gaylord, Orange	1
Hallandale, Unknown	1
Haines City, Osceola	1
Hernando, Marion	1
Hialeah, Collier	1
Helen, Bay	1
Winter Garden, Duval	1
Woodbine, Nassau	1
Yulee, St. Johns	1
Zephyrhills, Hillsborough	1
Tavares, Orange	1
Tequesta, Martin	1
Topsham, Manatee	1
Town Of Nocatee, St. Johns	1
Unkn, Duval	1
Sunbright, Palm Beach	1
Venetian Islands, Dade	1
Waipahu, Santa Rosa	1
Ward, Polk	1
Wellborn, Columbia	1
West Apim Beach, Palm Beach	1
West Yarmouth, St. Lucie	1
Other, Dade	1
Palm Beach Gardens, Unknown	1
Piasa, Putnam	1
Palmetto Bay, Palm Beach	1
Palmetto, Pasco	1

COVID-19: characteristics of 1,731,931 Florida resident cases

Data through Feb 4, 2021 verified as of Feb 5, 2021 at 09:25 AM

Data in this report are provisional and subject to change.

The table below includes the cities and counties of residence for cases in Florida residents based on the patient's ZIP Code. Note that city is not always received as part of the initial notification and may be missing while the case is being investigated.

City and county	Cases
Pass-A-Grille Beach, Pinellas	1
Pembroke Lakes, Broward	1
Myakka City, Sarasota	1
New Middletown, Hillsborough	1
New Port Richey, Pinellas	1
Newberry, Marion	1
Oldsmar, Hillsborough	1
North Palm Beach, Orange	1
Northport, Sarasota	1
Oakland, Lee	1
Prattville, Hillsborough	1
Prestonsburg, Bay	1
Quincy, Jackson	1
Rapid City, Broward	1
Russellville, Bay	1
Saint Cloud, Palm Beach	1
Saint Joseph, Volusia	1
San Antonio, Orange	1
Syracuse, Polk	1
Tallahassee, Dade	1
Tamarac, Dade	1
Suitland, Volusia	1
Sanford, Unknown	1
Seminole, Leon	1
Shalimar, Unknown	1
Shirley, Flagler	1
Cincinnati, Dade	1
Crossings, Unknown	1
Dfafs, Okaloosa	1
Davenport, Lake	1
Davie, Unknown	1
Dayton, Orange	1
Edgewood, Broward	1
Elkton, Putnam	1
Floral, Okaloosa	1
Armstrong, St. Johns	1
Atl, Brevard	1
Alva, Escambia	1
Andalusia, Escambia	1
Arcadia, Highlands	1
Baker, Santa Rosa	1
Belleville, Palm Beach	1
Belmont, Santa Rosa	1
Blountstown, Broward	1
Bronson, Alachua	1
Brooker, Alachua	1
Brandon, Pinellas	1
Bonita, Lee	1
Bocaraten, Palm Beach	1
Hudson, Pinellas	1
Interlachen, Duval	1
Kure Beach, Monroe	1
Lakeland, Palm Beach	1
Gainesville, Okaloosa	1
Gainesville, Unknown	1
Gibson, Unknown	1
Hoosick Falls, Broward	1
Hialeahgardens, Dade	1
Hiram, Leon	1
Greenbrier, Bay	1

COVID-19: characteristics of 1,731,931 Florida resident cases

Data through Feb 4, 2021 verified as of Feb 5, 2021 at 09:25 AM

Data in this report are provisional and subject to change.

The table below includes the cities and counties of residence for cases in Florida residents based on the patient's ZIP Code. Note that city is not always received as part of the initial notification and may be missing while the case is being investigated.

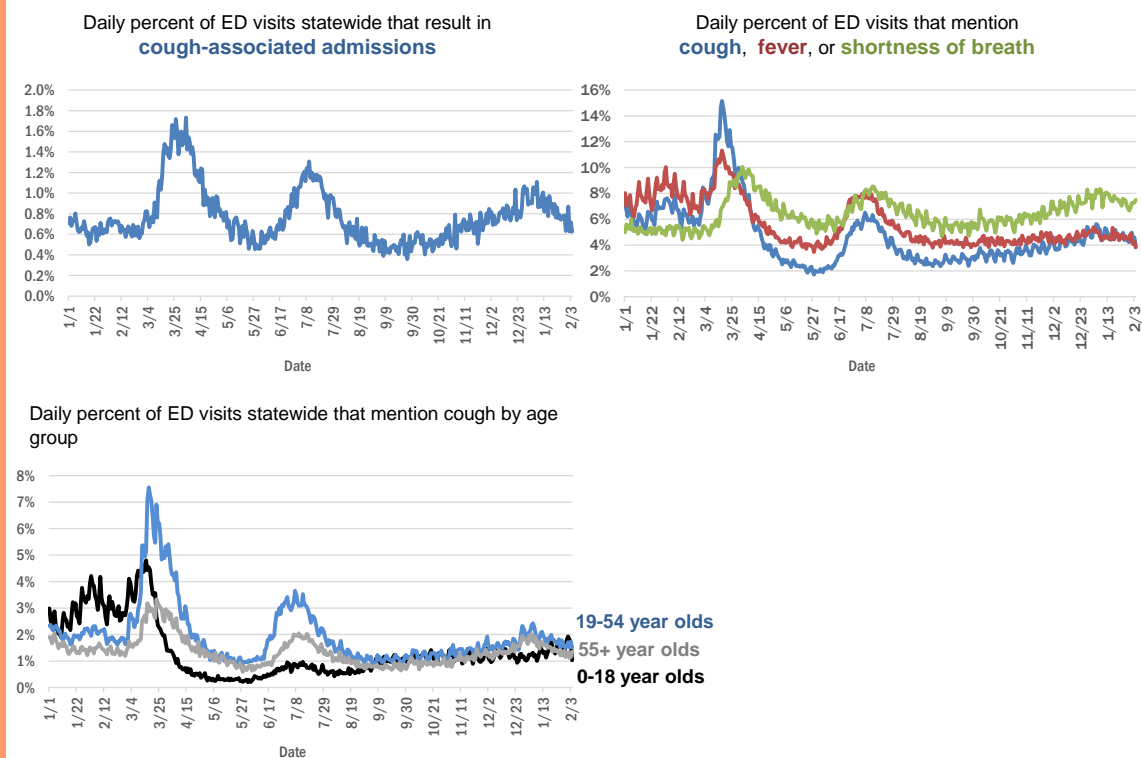
City and county	Cases
Groveland, Orange	1
Monroe, Hillsborough	1
North Laud, Unknown	1
Ocoee, Unknown	1
Oldsra, Manatee	1
Longwood, Broward	1
Lucedale, St. Lucie	1
Macclenny, Duval	1
Mantua, Broward	1
Marina Del Rey, Broward	1
Mayaguez, Dade	1
Middletown, Osceola	1
White Plains, Broward	1
Whites Creek, Leon	1
Windermere, Volusia	1
Wtixrat, Dade	1
Ventura, Orange	1
Westlake Village, Unknown	1
Watersound, Bay	1
Saint Petersburg, Charlotte	1
Saint Augustine, Flagler	1
Puerto Rico, Unknown	1
Punta Gorda, Unknown	1
Randolph, Orange	1
Rivera Beach, Palm Beach	1
Port Orange, Brevard	1
Powell, Lee	1
Paducah, Manatee	1
Orlando, Jackson	1
Palm Coast, Unknown	1
Pembroke Pines, Orange	1
Pensacola, Sumter	1
Perth Amboy, Hillsborough	1
Seffener, Hillsborough	1
Seminole, Lee	1
Sanford, Orange	1
Sunrtise, Dade	1
Tallahassee, Gadsden	1
Tallahassee, Madison	1
Trenton, Dixie	1
Unknown, Unknown	1
Toms River, Lee	1
Tourist, Dade	1
University Of Central Florida, Lee	1
Unk, Duval	1
Unknown Out Of Area, St. Lucie	1
Total	1,731,931

COVID-19: additional surveillance information

Data through Feb 4, 2021 verified as of Feb 5, 2021 at 09:25 AM

Data in this report are provisional and subject to change.

Statewide emergency department (ED) chief complaint and admission data



The Electronic Surveillance System for the Early Notification of Community-Based Epidemics (ESSENCE-FL) includes chief complaint data from 211 of 211 Florida EDs. Data are transmitted electronically to ESSENCE-FL daily or hourly.

COVID-19: testing by laboratory

Data through Feb 4, 2021 verified as of Feb 5, 2021 at 09:25 AM

Data in this report are provisional and subject to change.

The numbers in the table below represent the number of Florida and non-Florida residents for whom test results were received by the Department of Health. A person can be tested by more than one laboratory and can have both positive and negative results. **Therefore, the sum of the numbers in each column will be larger than the total number of people tested.**

Reporting lab	Inconclusive	Negative	Positive	Percent positive	Total
LABORATORY CORPORATION OF AMERICA	2,416	1,495,653	204,762	12%	1,702,831
CURATIVE LABS	12,655	1,322,800	198,651	13%	1,534,106
QUEST DIAGNOSTICS	11,097	1,292,066	191,251	13%	1,494,414
BIO REFERENCE LABORATORIES, INC	7,507	873,173	167,776	16%	1,048,456
REALTOX LABS LLC	5,976	557,177	91,111	14%	654,264
HELIX	7,048	521,444	92,308	15%	620,800
GENETWORX	661	390,603	32,952	8%	424,216
CDR MAGUIRE - HEALTH CARE CENTER		338,627	51,524	13%	390,151
RCA LABORATORY SERVICES, LLC		330,336	35,100	10%	365,436
NOMI_HEALTH	1,792	301,023	45,399	13%	348,214
EAST FLORIDA STATE COLLEGE - BREVARD		212,887	26,986	11%	239,873
IMPACT HEALTH BIOMETRIC TESTING, INC	1,013	202,772	23,486	10%	227,271
NOMI HEALTH LAB SERVICES		172,676	19,750	10%	192,426
BPHL-JACKSONVILLE	18	156,046	28,227	15%	184,291
CB SMITH PARK		150,117	18,796	11%	168,913
MAKO GENOMICS	7,153	130,376	23,757	15%	161,286
ADVENTHEALTH LAB	99	138,596	17,986	11%	156,681
PWNHEALTH	947	135,801	18,892	12%	155,640
ELABNETWORK	1,059	136,361	11,621	8%	149,041
MAYO CLINIC LABORATORIES	327	130,783	16,817	11%	147,927
FULGENT DIAGNOSTICS LABORATORY	2,705	126,450	13,975	10%	143,130
BPHL-MIAMI	225	115,467	19,878	15%	135,570
BAYCARE LABORATORIES LLC	538	117,039	10,570	8%	128,147
NORTHWEST LABORATORY	246	121,046	6,473	5%	127,765
MEMORIAL REGIONAL HOSPITAL SOUTH	25	103,280	21,340	17%	124,645
ASCENSION SACRED HEART HOSPITAL - PENSACOLA	2	105,381	16,847	14%	122,230
BIOCOLLECTIONS WORLDWIDE, INC	716	104,250	13,113	11%	118,079
ADVENT HEALTH LAB	112	101,260	13,956	12%	115,328
ORLANDO HEALTH SYSTEM	670	102,506	10,805	9%	113,981
MEDICAL DIAGNOSTIC LABORATORIES	973	98,488	14,205	12%	113,666
UF HEALTH MEDICAL LAB	33	91,053	8,492	9%	99,578
KORVALABS, INC	1,285	91,385	4,695	5%	97,365
BPHL-TAMPA (SPECTRUM BLVD)	45	81,501	15,291	16%	96,837
AKESOGEN		80,333	15,417	16%	95,750
TESTING MATTERS INC	404	80,985	13,354	14%	94,743
TAMPA GENERAL HOSPITAL	4	83,431	8,071	9%	91,506
DIATHERIX LABORATORIES (VRL EUROFINs)		78,110	11,868	13%	89,978
SUNPATH MEDICAL DIAGNOSTICS LABORATORY	778	75,667	11,713	13%	88,158
BAPTIST HEALTH SOUTH FLORIDA	314	66,899	10,714	14%	77,927
AEGIS SCIENCES CORPORATION	626	60,665	11,266	16%	72,557
ASCENSION ST VINCENT'S - RIVERSIDE	1	62,970	9,369	13%	72,340
JACKSON MEMORIAL HOSPITAL CLINICAL LAB	79	55,965	10,472	16%	66,516
LAKELAND REGIONAL MEDICAL CENTER	129	57,558	7,712	12%	65,399
SOUTH MIAMI HOSPITAL LAB	352	56,222	8,264	13%	64,838
AMERICAN HEALTH ASSOCIATES	9	55,955	4,934	8%	60,898
UF HEALTH SHANDS HOSPITAL	423	55,087	4,155	7%	59,665

COVID-19: testing by laboratory

Data through Feb 4, 2021 verified as of Feb 5, 2021 at 09:25 AM

Data in this report are provisional and subject to change.

The numbers in the table below represent the number of Florida and non-Florida residents for whom test results were received by the Department of Health. A person can be tested by more than one laboratory and can have both positive and negative results. **Therefore, the sum of the numbers in each column will be larger than the total number of people tested.**

Reporting lab	Inconclusive	Negative	Positive	Percent positive	Total
AIT LABORATORIES		49,059	6,024	11%	55,083
ARUP LABORATORIES	16	50,045	2,920	6%	52,981
INGENIOUS PERSONALIZED MEDICINE	171	42,785	9,159	18%	52,115
APPLIED INGENUITY DIAGNOSTICS LLC		46,343	2,103	4%	48,446
BAPTIST HEALTH - JACKSONVILLE	4	42,747	3,588	8%	46,339
TALLAHASSEE MEMORIAL HOSPITAL	228	40,007	5,122	11%	45,357
VIRACOR EUROFINs		35,408	9,803	22%	45,211
GENESIS REFERENCE LABORATORIES		39,327	4,615	11%	43,942
SARASOTA MEMORIAL HOSPITAL MAIN LAB	12	36,528	3,350	8%	39,890
BROWARD GENERAL MEDICAL CENTER-CLINICAL LAB	2	34,808	3,776	10%	38,586
MILLENNIUM PHYSICIAN GROUP	17	31,782	6,166	16%	37,965
ORANGE COUNTY CONVENTION CENTER		33,330	3,689	10%	37,019
LEE HEALTH - CAPE CORAL HOSPITAL	3	31,393	5,270	14%	36,666
NICKLAUS CHILDREN'S HOSPITAL	65	31,946	4,635	13%	36,646
FLORIDA HOSPITAL - TAMPA	37	33,633	2,973	8%	36,643
UNIVERSITY OF MIAMI HOSPITAL	60	32,177	3,414	10%	35,651
MIAMI DADE COUNTY		32,093	3,528	10%	35,621
ADVENTIST HEALTH SYSTEMS SUNBELT INC DBA		31,427	3,557	10%	34,984
WALGREENS	34	28,817	5,321	16%	34,172
UF HEALTH JACKSONVILLE	47	30,370	3,642	11%	34,059
ECCO LAB GROUP CO	484	27,975	4,479	14%	32,938
DWIC OF TAMPA BAY INC		29,392	3,392	10%	32,784
NORTH FLORIDA REGIONAL MEDICAL CENTER		25,360	3,174	11%	28,534
ST JOSEPHS HOSPITAL LABORATORY	23	24,606	3,287	12%	27,916
MOUNT SINAI MEDICAL CENTER	9	25,055	2,761	10%	27,825
JUPITER MEDICAL CENTER LAB	74	25,282	2,440	9%	27,796
BRANDON REGIONAL HOSPITAL		24,076	3,278	12%	27,354
MINUTECLINIC LLC		21,639	4,048	16%	25,687
STS LAB 2 LLC	6	23,939	1,221	5%	25,166
JFK MEDICAL CENTER LAB	1	22,076	2,911	12%	24,988
PALMETTO GENERAL HOSPITAL LAB	3	20,668	4,316	17%	24,987
MEDFAST URGENT CARE CENTERS, LLC	14	21,246	3,336	14%	24,596
INTEGRATED REGIONAL LABORATORIES LLP	1	20,686	3,498	14%	24,185
WATSON CLINIC LLP		19,118	4,492	19%	23,610
ACCESS DX LABORATORY	215	21,311	2,055	9%	23,581
NIGHT LITE PEDIATRIC CENTER LLC		19,852	2,359	11%	22,211
HOLY CROSS HOSPITAL CLINICAL LAB	1	20,306	1,882	8%	22,189
AVENTUS BIO LABS	16	19,201	2,831	13%	22,048
STATLAB_MOBILE	1	20,011	2,021	9%	22,033
MALABAR MEDICAL WALK IN CLINIC	1	18,333	3,668	17%	22,002
GENESIS MEDICAL LABORATORY	290	18,105	3,504	16%	21,899
HEALTHLINK DIAGNOSTIC LABORATORIES	282	19,245	2,243	10%	21,770

COVID-19: testing by laboratory

Data through Feb 4, 2021 verified as of Feb 5, 2021 at 09:25 AM

Data in this report are provisional and subject to change.

The numbers in the table below represent the number of Florida and non-Florida residents for whom test results were received by the Department of Health. A person can be tested by more than one laboratory and can have both positive and negative results. **Therefore, the sum of the numbers in each column will be larger than the total number of people tested.**

Reporting lab	Inconclusive	Negative	Positive	Percent positive	Total
PANCARE OF FLORIDA INC		19,248	2,296	11%	21,544
MORTON PLANT HOSPITAL-ADLER INSTITUTE	26	19,164	2,278	11%	21,468
NAPLES COMMUNITY HOSPITAL	68	19,077	1,972	9%	21,117
LAB DIAGNOSTICS LLC	385	15,255	5,281	25%	20,921
ADVENT HEALTH - DAYTONA BEACH	32	18,890	1,628	8%	20,550
EXACT SCIENCES LABORATORIES		18,177	2,306	11%	20,483
DRS CLACK SPENCER WHITE & MCCORMACK PA D/B/A		17,970	1,900	10%	19,870
PATIENTS FIRST LAKE ELLA MEDICAL CENTER PA		16,685	3,132	16%	19,817
INFINITY BIOLOGIX LLC	54	18,735	817	4%	19,606
SAINT MARY'S MEDICAL CENTER	24	17,241	2,034	11%	19,299
UNITED CLINICAL LABORATORY LLC	2	15,496	2,124	12%	17,622
HEALTH CENTER AT SINAI RESIDENCES		16,930	506	3%	17,436
BIOCERNA LABS	461	14,582	2,112	12%	17,155
BAYFRONT HEALTH - ST PETERSBURG	17	14,546	2,247	13%	16,810
LEESBURG REGIONAL MEDICAL CENTER		14,486	2,022	12%	16,508
OSCEOLA REGIONAL MEDICAL CENTER	1	14,316	2,119	13%	16,436
CLEVELAND CLINIC HOSPITAL LAB	4	14,363	2,008	12%	16,375
WELLINGTON REGIONAL MED CTR LAB	6	14,468	1,793	11%	16,267
HOMESTEAD HOSPITAL CLINICAL LABORATORY	27	12,956	2,787	18%	15,770
CLEVELAND CLINIC TRADITION HOSPITAL		14,598	1,101	7%	15,699
MEMORIAL HOSPITAL JACKSONVILLE	8	13,087	2,602	17%	15,697
ORANGE PARK MEDICAL CENTER	9	12,221	2,482	17%	14,712
NORTHWEST MEDICAL CENTER	1	12,837	1,821	12%	14,659
ACCESS MEDICAL LABORATORIES	4	7,583	7,001	48%	14,588
INDIAN RIVER MEDICAL CENTER LAB		13,669	852	6%	14,521
INDIAN RIVER PATHOLOGY LLC		13,063	1,161	8%	14,224
VISTA CLINICAL DIAGNOSTICS	475	12,196	1,534	11%	14,205
BETHESDA HOSPITAL EAST		12,827	1,310	9%	14,137
DELRAY MEDICAL CENTER LAB	3	12,618	1,465	10%	14,086
CLARITY LAB SOLUTIONS	77	12,382	1,585	11%	14,044
OAK HILL HOSPITAL		12,454	1,585	11%	14,039
PRIVA PATH LABS	72	13,064	868	6%	14,004
WEST KENDALL BAPTIST HOSPITAL	10	11,229	2,675	19%	13,914
MEMORIAL REGIONAL HOSPITAL CLINICAL LABORATORY	10	12,851	891	6%	13,752
LAWNWOOD REGIONAL MEDICAL CENTER	1	11,759	1,894	14%	13,654
LEE HEALTH - LEE MEMORIAL HOSPITAL		10,075	3,457	26%	13,532
BAPTIST HEALTHCARE - BAPTIST HOSPITAL	5	10,586	2,899	21%	13,490
BAPTIST HEALTH - SOUTH		12,155	1,105	8%	13,260
LARGO MEDICAL CENTER		11,577	1,485	11%	13,062
NONA SCIENTIFIC	5	9,930	3,104	24%	13,039
WINTER HAVEN HOSPITAL CLINICAL LABORATORY	4	10,994	2,005	15%	13,003
UHEALTH CORAL GABLES/LENNAR MED CTR	9	12,172	797	6%	12,978

COVID-19: testing by laboratory

Data through Feb 4, 2021 verified as of Feb 5, 2021 at 09:25 AM

Data in this report are provisional and subject to change.

The numbers in the table below represent the number of Florida and non-Florida residents for whom test results were received by the Department of Health. A person can be tested by more than one laboratory and can have both positive and negative results. **Therefore, the sum of the numbers in each column will be larger than the total number of people tested.**

Reporting lab	Inconclusive	Negative	Positive	Percent positive	Total
CARDIOPATH	84	10,901	1,620	13%	12,605
WEST FLORIDA HOSPITAL LAB		9,710	2,801	22%	12,511
THE HEALTHCARE DISTRICT OF PALM BEACH COUNTY	41	10,589	1,542	13%	12,172
ST ANTHONY'S HOSPITAL LAB	30	10,698	1,424	12%	12,152
LAKE CITY HM		11,147	988	8%	12,135
GOOD SAMARITAN MEDICAL CENTER LAB	2	10,490	1,569	13%	12,061
WESTSIDE REGIONAL MED CTR	2	10,268	1,753	15%	12,023
MEDICAL CENTER OF TRINITY CLINICAL LABORATORY	2	10,691	1,308	11%	12,001
PALMS WEST HOSPITAL LAB	2	10,231	1,723	14%	11,956
FLORIDA HOSPITAL WATERMAN LABORATORY	70	10,997	861	7%	11,928
BINAXNOW	9	9,062	2,744	23%	11,815
ADVENTHEALTH CENTRA CARE LAKE BUENA VISTA		10,468	1,310	11%	11,778
ST MARKS HOSPITAL LABORATORY B	78	10,627	1,002	9%	11,707
MERCY HOSPITAL A CAMPUS OF PLANTATION GEN HOSP LAB	1	9,797	1,893	16%	11,691
PWN HEALTH	17	9,507	2,063	18%	11,587
GULF COAST MEDICAL CENTER MICROLAB		9,006	2,559	22%	11,565
REGIONAL MEDICAL CENTER BAYONET POINT	2	10,480	941	8%	11,423
THE VILLAGES REGIONAL HOSPITAL		10,082	1,146	10%	11,228
ST JOSEPHS HOSPITAL	18	9,665	1,433	13%	11,116
CAPITAL REGIONAL MEDICAL CTR		8,852	2,244	20%	11,096
GENOVA DIAGNOSTICS LABORATORY	53	9,951	938	9%	10,942
NEMOURS CHILDRENS HOSPITAL	1	10,309	631	6%	10,941
AVENTURA HOSPITAL LAB		8,801	2,084	19%	10,885
HALIFAX MEDICAL CENTER LAB	36	9,182	1,623	15%	10,841
CORAL GABLES HOSPITAL CLINICAL LABORATORY		9,083	1,757	16%	10,840
COAST DIAGNOSTICS LLC	45	9,638	1,135	10%	10,818
FLORIDA LABORATORY ANALYSIS		9,411	1,333	12%	10,744
LARKIN COMMUNITY HOSPITAL	10	9,241	1,429	13%	10,680
WEST BOCA MEDICAL CENTER LAB		9,856	798	7%	10,654
PATHNOSTICS	41	8,262	2,299	22%	10,602
BLAKE MEDICAL CENTER		9,218	1,353	13%	10,571
MEASE COUNTRYSIDE LAB	14	9,385	1,128	11%	10,527
PALM BEACH BALLPARK		9,499	970	9%	10,469
LEE HEALTH - HEALTH PARK MEDICAL CENTER		8,712	1,749	17%	10,461
LARKIN COMMUNITY HOSPITAL INC DBA CARDIOTROPIC		6,820	3,621	35%	10,441
MANATEE MEMORIAL HOSPITAL		9,547	889	9%	10,436
BAPTIST HEALTH SOUTH FLORIDA - WEST KENDALL URGENT CARE		8,646	1,666	16%	10,312
PALM BEACH GARDENS MEDICAL CTR LAB		9,267	1,024	10%	10,291
SRQ DRIVE THROUGH		8,944	905	9%	9,849
LAKE CITY MEDICAL CENTER		7,670	2,094	21%	9,764
FLORIDA HOSPITAL HEARTLAND MED CTR CLINICAL LAB	33	8,387	1,283	13%	9,703
ADVENT HEALTH - WESLEY CHAPEL	14	8,707	902	9%	9,623
PALM BEACH BALL PARK		8,605	1,004	10%	9,609
AVECINA	17	8,865	690	7%	9,572
PRECISION HEALTH RESOURCES LLC		8,878	608	6%	9,486
VIKOR SCIENTIFIC	37	7,735	1,669	18%	9,441

COVID-19: testing by laboratory

Data through Feb 4, 2021 verified as of Feb 5, 2021 at 09:25 AM

Data in this report are provisional and subject to change.

The numbers in the table below represent the number of Florida and non-Florida residents for whom test results were received by the Department of Health. A person can be tested by more than one laboratory and can have both positive and negative results. **Therefore, the sum of the numbers in each column will be larger than the total number of people tested.**

Reporting lab	Inconclusive	Negative	Positive	Percent positive	Total
MOLECULAR INFECTIOUS DISEASES	24	9,000	266	3%	9,290
BOSTON HEART DIAGNOSTICS CORP		8,088	1,193	13%	9,281
DOCTORS HOSPITAL	7	7,672	1,543	17%	9,222
AVECINA MEDICAL	4	6,197	3,002	33%	9,203
PLANTATION GENERAL HOSPITAL		7,765	1,433	16%	9,198
P4 CLINICAL, LLC	191	8,053	910	10%	9,154
LABSTAT LLC	3	8,633	428	5%	9,064
FLORIDA MEDICAL CENTER - A CAMPUS OF NORTH SHORE	2	7,911	1,071	12%	8,984
CERNERELR_BAYCARE	43	8,320	616	7%	8,979
LEON MEDICAL CENTERS LLC		6,998	1,951	22%	8,949
AMERICAN FAMILY CARE		4,809	4,099	46%	8,908
CENTRAL FLORIDA REGIONAL HOSPITAL		7,893	940	11%	8,833
NORTHSIDE HOSPITAL AND HEART INSTITUTE		7,882	908	10%	8,790
SARKIS CLINICAL TRIALS	24	7,593	1,127	13%	8,744
CORAL SPRINGS MED CTR		7,867	844	10%	8,711
INFORM DIAGNOSTICS, INC		8,108	487	6%	8,595
EXPRESS GENE MOLECULAR DIAGNOSTICS LABORATORY		7,210	1,304	15%	8,514
FLORIDA HOSPITAL DELAND	10	7,385	1,098	13%	8,493
AVECINA MEDICAL OAKLEAF	3	6,977	1,330	16%	8,310
FLORIDA HOSPITAL FLAGLER	29	7,560	708	9%	8,297
CERNERELR_BAPTISTMIAMI	31	7,313	862	11%	8,206
ADVENTHEALTH CENTRA CARE WATERFORD LAKES		6,713	1,357	17%	8,070
ALL CHILDREN'S HOSPITAL		7,507	550	7%	8,057
NCF DIAGNOSTICS & DNA TECHNOLOGIES LAB	132	7,472	443	6%	8,047
BAPTIST HEALTH SOUTH FLORIDA - COUNTRY WALK URGENT CARE		6,646	1,390	17%	8,036
OCALA REGIONAL MEDICAL CENTER		6,955	1,074	13%	8,029
NORTH SHORE MEDICAL CENTER		6,659	1,356	17%	8,015
BROWARD HEALTH NORTH CLINICAL LABORATORY		7,085	917	11%	8,002
FLORIDA HOSPITAL ZEPHYRHILLS	10	7,057	834	11%	7,901
MEDRITE MEDICAL CARE, PC	3,662	3,770	432	5%	7,864
WEST PALM HOSPITAL LAB		7,203	644	8%	7,847
FLORIDA HOSPITAL OF CARROLLWOOD	23	6,672	1,084	14%	7,779
MEDARBOR DIAGNOSTICS	1	6,673	1,095	14%	7,769
LEE HEALTH - GULF COAST MEDICAL CENTER	2	6,151	1,615	21%	7,768
NATIONWIDE LABORATORY SERVICES INC	253	6,424	1,074	14%	7,751
SOUTH BAY HOSPITAL CLINICAL LAB	1	6,759	825	11%	7,585
NCH NORTH NAPLES HOSPITAL LAB	15	6,733	830	11%	7,578
CernerELR_Advent		6,478	1,065	14%	7,543
KD MEDICAL CHOICE LLC	5	6,815	714	9%	7,534
CLEVELAND CLINIC MARTIN SOUTH HOSPITAL	1	6,637	834	11%	7,472
ADVENTHEALTH CENTRA CARE ST CLOUD	1	6,380	1,053	14%	7,434
BAPTIST HEALTH - BEACHES		6,670	593	8%	7,263
MEMORIAL HOSPITAL WEST LABORATORY SERVICES	14	6,476	665	9%	7,155
ISPM LABS, LLC DBA CAPSTONE DIAGNOSTICS, LLC		6,733	365	5%	7,098
BAPTIST HEALTH SOUTH FLORIDA - MIAMI LAKES URGENT CARE		5,543	1,516	21%	7,059
POINCIANA MEDICAL CENTER		5,461	1,592	23%	7,053

COVID-19: testing by laboratory

Data through Feb 4, 2021 verified as of Feb 5, 2021 at 09:25 AM

Data in this report are provisional and subject to change.

The numbers in the table below represent the number of Florida and non-Florida residents for whom test results were received by the Department of Health. A person can be tested by more than one laboratory and can have both positive and negative results. **Therefore, the sum of the numbers in each column will be larger than the total number of people tested.**

Reporting lab	Inconclusive	Negative	Positive	Percent positive	Total
BAYCARE COMMUNITY HEALTH		6,817	181	3%	6,998
WEST MARION COMMUNITY HOSPITAL LAB		5,678	1,136	17%	6,814
LUMINUS DIAGNOSTICS		6,258	550	8%	6,808
SANTA ROSA MEDICAL CENTER		5,512	1,283	19%	6,795
MEMORIAL HOSPITAL MICRO		6,297	478	7%	6,775
ANNE BATES LEACH EYE HOSPITAL/ ABLEH MICROBIOLOGY LABORATORY	7	6,637	100	1%	6,744
MORTON PLANT-MEASE	5	6,102	628	9%	6,735
FULGENT DIAGNOSTICS	104	6,120	473	7%	6,697
ARCPPOINT LABS OF FORT MYERS	4	5,835	852	13%	6,691
H LEE MOFFITT CANCER CENTER LABORATORY	1	6,490	194	3%	6,685
CLEVELAND CLINIC MARTIN NORTH HOSPITAL		5,858	788	12%	6,646
SYNERGY LABORATORIES	7	5,740	898	14%	6,645
LAKEWOOD RANCH MEDICAL CENTER		6,059	520	8%	6,579
VISTA CLINICAL	8	3,845	2,709	41%	6,562
FLORIDA HOSPITAL FISH MEMORIAL	19	5,546	952	15%	6,517
ST LUCIE MEDICAL CENTER		5,222	1,284	20%	6,506
MEDEXPRESS URGENT CARE	2	4,377	2,060	32%	6,439
HEALTHQUEST ESOTERICS		5,096	1,266	20%	6,362
BAPTIST HEALTH SOUTH FLORIDA - WESTCHESTER URGENT CARE		5,155	1,148	18%	6,303
GENE BY GENE, GENOMICS RESEARCH CENTER LAB	44	5,885	336	5%	6,265
AVERO DIAGNOSTICS - IRVING	9	5,756	438	7%	6,203
SYNERGY DIAGNOSTIC LABORATORY	86	5,400	657	11%	6,143
FLORIDA HOSPITAL OCALA		5,266	788	13%	6,054
HIALEAH HOSPITAL	4	4,676	1,345	22%	6,025
BAPTIST HEALTH SOUTH FLORIDA - DORAL URGENT CARE		4,758	1,211	20%	5,969
ADVENTHEALTH CENTRA CARE UNIVERSITY	1	5,276	688	12%	5,965
UNKNOWN	3	3,212	2,738	46%	5,953
ADVENTHEALTH CENTRA CARE WINTER GARDEN	1	5,291	646	11%	5,938
ST JOSEPHS NORTH HOSPITAL LAB	7	5,086	807	14%	5,900
ADVENTHEALTH CENTRA CARE CLERMONT		4,982	876	15%	5,858
BAYFRONT HEALTH - VENICE REGIONAL MEDICAL	1	5,338	505	9%	5,844
OVIEDO MEDICAL CENTER		5,195	606	10%	5,801
ADVENTHEALTH CENTRA CARE WINTER PARK		5,234	563	10%	5,797
BAPTIST HEALTH - NASSAU		5,434	315	5%	5,749
IMPERIAL POINT MEDICAL CENTER		5,235	478	8%	5,713
ADVENTHEALTH CENTRA CARE DR PHILLIPS		5,200	512	9%	5,712
HOLIDAY CVS LLC		5,372	256	5%	5,628
SOLARIS DIAGNOSTICS	9	5,013	550	10%	5,572
ADVENTHEALTH CENTRA CARE LAKELAND	1	4,791	735	13%	5,527
FORT WALTON BEACH MEDICAL CENTER		4,631	817	15%	5,448
ATLANTIS URGENT CARE	1	3,968	1,477	27%	5,446
ST PETERSBURG GENERAL HOSPITAL		4,577	861	16%	5,438
TROPICANA FIELD - LOT 2	19	4,900	479	9%	5,398
ADVENTHEALTH CENTRA CARE HUNTERS CREEK	3	4,626	765	14%	5,394
ADVENTHEALTH CENTRA CARE LEE ROAD		4,807	540	10%	5,347
SUNRISE MEDICAL LABORATORIES	2	4,919	360	7%	5,281

COVID-19: testing by laboratory

Data through Feb 4, 2021 verified as of Feb 5, 2021 at 09:25 AM

Data in this report are provisional and subject to change.

The numbers in the table below represent the number of Florida and non-Florida residents for whom test results were received by the Department of Health. A person can be tested by more than one laboratory and can have both positive and negative results. **Therefore, the sum of the numbers in each column will be larger than the total number of people tested.**

Reporting lab	Inconclusive	Negative	Positive	Percent positive	Total
BAYFRONT HEALTH - PORT CHARLOTTE		4,841	440	8%	5,281
COMMUNITY HEALTH CENTERS OF PINELLAS INC		4,195	1,074	20%	5,269
LABS ASAP LLC		4,773	478	9%	5,251
MARTIN HOSPITAL SOUTH LAB		4,966	282	5%	5,248
BAPTIST HEALTH SOUTH FLORIDA - PEMBROKE PINES URGENT CARE		4,372	845	16%	5,217
SOUTH FLORIDA BAPTIST HOSPITAL MICRO	4	4,356	826	16%	5,186
INFINITY BIOLOGIX LLC (GINKO BIOWORKS)	4	4,977	126	2%	5,107
CLINICAL REFERENCE LABORATORY	2	4,841	249	5%	5,092
FLORIDA HOSPITAL NORTH PINELLAS	11	4,662	417	8%	5,090
TRINITY SPRINGS		4,357	729	14%	5,086
MEDEXPRESS URGENT CARE OF BOYNTON BEACH LLC		4,735	304	6%	5,039
EMERALD COAST URGENT CARE		3,771	1,250	25%	5,021
ADVENTHEALTH CENTRA CARE SANFORD		4,407	566	11%	4,973
ADVENTHEALTH CENTRA CARE MOUNT DORA		4,116	840	17%	4,956
ADVENTHEALTH CENTRA CARE LAKE MARY	2	4,302	635	13%	4,939
SUNCOAST PATHOLOGY ASSOCIATES		4,510	417	8%	4,927
ADVENTHEALTH CENTRA CARE KISSIMMEE		4,396	511	10%	4,907
BAPTIST HEALTH SOUTH FLORIDA - CORAL SPRINGS URGENT CARE		4,194	678	14%	4,872
MEDEXPRESS URGENT CARE HUDSON		4,192	648	13%	4,840
DOCTORS URGENT CARE LLC	1	3,926	897	19%	4,824
ACUTIS DIAGNOSTICS	17	3,862	919	19%	4,798
ADVENTHEALTH CENTRA CARE APOPKA	1	4,146	646	13%	4,793
MEDICAL DNA LABS LLC	2	4,368	410	9%	4,780
INDIAN RIVER MEDICAL CENTER		4,047	725	15%	4,772
PUTNAM COMMUNITY MEDICAL CENTER		4,096	641	14%	4,737
ANGEL KIDS PEDIATRICS		4,434	293	6%	4,727
ADVENTIST HEALTH SYSTEMS, SUNBELT INC		4,096	567	12%	4,663
EMPIRE CITY LABORATORIES INC	48	3,907	649	14%	4,604
NIGHT LITE PEDIATRICS	4	3,341	1,247	27%	4,592
PARAMOUNT URGENT CARE		2,200	2,391	52%	4,591
EGLIN AIR FORCE BASE	12	3,298	1,267	28%	4,577
NORTHWEST FLORIDA COMMUNITY HOSPITAL	27	3,236	1,305	29%	4,568
ADVENTHEALTH CENTRA CARE ALTAMONTE		3,997	565	12%	4,562
UNIVERSITY HOSPITAL AND MEDICAL CENTER		3,460	1,068	24%	4,528
MICROGEN DX	3	3,867	651	14%	4,521
MOFFITT CANCER CENTER	6	4,374	93	2%	4,473
BAPTIST HEALTH - NORTH		3,468	999	22%	4,467
NCH DOWNTOWN NAPLES HOSPITAL	11	3,928	506	11%	4,445
COASTAL MED URGENT CARE		2,959	1,439	33%	4,398
DOCTORS URGENT CARE OF LUTZ LLC	1	3,485	878	20%	4,364
URGENT CARE CURE	2	3,696	609	14%	4,307
PRO CLINIC		3,342	953	22%	4,295
BAPTIST HEALTH SOUTH FLORIDA - TAMiami TRAIL URGENT CARE		3,434	844	20%	4,278
PALMS OF PASADENA HOSPITAL		3,791	487	11%	4,278
ADVENTHEALTH CENTRA CARE AZALEA PARK		3,620	626	15%	4,246
THE CENTER FOR URGENT CARE	3	3,506	724	17%	4,233

COVID-19: testing by laboratory

Data through Feb 4, 2021 verified as of Feb 5, 2021 at 09:25 AM

Data in this report are provisional and subject to change.

The numbers in the table below represent the number of Florida and non-Florida residents for whom test results were received by the Department of Health. A person can be tested by more than one laboratory and can have both positive and negative results. **Therefore, the sum of the numbers in each column will be larger than the total number of people tested.**

Reporting lab	Inconclusive	Negative	Positive	Percent positive	Total
AHCC WESLEY CHAPEL		3,775	452	11%	4,227
BAPTIST HEALTH SOUTH FLORIDA - CORAL GABLES (UNIVERSITY) URGENT CARE		3,652	564	13%	4,216
ADVENTHEALTH CENTRA CARE OVIEDO		3,615	596	14%	4,211
NCH NORTH NAPLES HOSPITAL	6	3,623	558	13%	4,187
QDX PATHOLOGY SERVICES	2	3,814	338	8%	4,154
MEASE DUNEDIN HOSPITAL	5	3,736	404	10%	4,145
WESTCHESTER HOSPITAL	23	3,312	810	20%	4,145
MEDEXPRESS URGENT CARE - ESTERO		3,704	417	10%	4,121
DOCTORS HOSPITAL OF SARASOTA CLINICAL LABORATORY		3,570	534	13%	4,104
BAPTIST HEALTH SOUTH FLORIDA - KENDALE LAKES URGENT CARE		3,273	820	20%	4,093
ESCAMBIA COMMUNITY CLINICS INC	7	2,981	1,084	27%	4,072
BAPTIST HEALTH SOUTH FLORIDA - PINECREST URGENT CARE		3,509	555	14%	4,064
NIGHT LITE PEDIATRICS URGENT CARE	1	3,414	637	16%	4,052
RAULERSON HOSPITAL		3,329	715	18%	4,044
HEALTH FIRST ADVENTHEALTH CENTRA CARE GATEWAY	1	3,649	389	10%	4,039
ADVENTHEALTH CENTRA CARE SOUTH ORANGE		3,433	583	15%	4,016
PHYSICIANS REGIONAL MEDICAL CENTER - PINE RIDGE RD	1	3,265	722	18%	3,988
ADVENTHEALTH CENTRA CARE PORT ORANGE		3,321	667	17%	3,988
BAPTIST HEALTH SOUTH FLORIDA - CORAL GABLES URGENT CARE		3,310	662	17%	3,972
ADVENTHEALTH CENTRA CARE ORANGE LAKE		3,482	455	12%	3,937
HEALTH FIRST ADVENTHEALTH CENTRA CARE TITUSVILLE		3,506	423	11%	3,929
ADVENTHEALTH CENTRA CARE LONGWOOD		3,474	446	11%	3,920
MINUTECLINIC		3,359	558	14%	3,917
MINUTECLINIC LLC #3703		3,277	640	16%	3,917
FLORIDA FAMILY LABORATORY, INC DBA	24	3,520	339	9%	3,883
PEDIATRIC HEALTH CARE ALLIANCE PA		3,534	339	9%	3,873
ADVENT HEALTH - HEART OF FLORIDA ER	1	3,299	570	15%	3,870
TALLAHASSEE PRIMARY CARE ASSOCIATES		3,368	500	13%	3,868
MEDEXPRESS URGENT CARE - ROYAL PALM BEACH		3,478	367	10%	3,845
BAPTIST HEALTH SOUTH FLORIDA - PALMETTO BAY URGENT CARE		3,225	610	16%	3,835
MEDEXPRESS URGENT CARE PALM BEACH GARDENS		3,478	290	8%	3,768
MEDEXPRESS URGENT CARE - GOLDEN GATE		3,376	392	10%	3,768
ADVENTHEALTH CENTRA CARE SAND LAKE		3,387	375	10%	3,762
US BIOTEK LABORATORIES	13	3,358	358	10%	3,729
BETHESDA HOSPITAL WEST		3,346	372	10%	3,718
ADVENTHEALTH CENTRA CARE LEESBURG		2,967	743	20%	3,710
GENESIS DIAGNOSTICS		3,459	238	6%	3,697
MEMORIAL HOSPITAL- MIRAMAR	12	3,352	279	8%	3,643
BAYFRONT HEALTH - SEVEN RIVERS		3,306	337	9%	3,643
TWIN CITIES HOSPITAL	1	3,151	463	13%	3,615
CLARITY LAB SOLUTIONS LLC		3,608	4	0%	3,612
BAYA PHARMACY & URGENT CARE		2,604	999	28%	3,603
PREMIER URGENT CARE OF BREVARD LLC	3	3,123	451	13%	3,577
ASCENSION SACRED HEART - EMERALD COAST		2,920	647	18%	3,567
ADVENTHEALTH EXPRESS CARE		2,768	722	21%	3,490
SIPARADIGM LLC	21	3,222	208	6%	3,451

COVID-19: testing by laboratory

Data through Feb 4, 2021 verified as of Feb 5, 2021 at 09:25 AM

Data in this report are provisional and subject to change.

The numbers in the table below represent the number of Florida and non-Florida residents for whom test results were received by the Department of Health. A person can be tested by more than one laboratory and can have both positive and negative results. **Therefore, the sum of the numbers in each column will be larger than the total number of people tested.**

Reporting lab	Inconclusive	Negative	Positive	Percent positive	Total
MEDEXPRESS URGENT CARE - LAKELAND		3,049	401	12%	3,450
LEE HEALTH CONVENIENT CARE - PAGE FIELD		2,949	496	14%	3,445
DOCTORS TEST CENTERS		2,949	413	12%	3,362
FLORIDA COMMUNITY HEALTH CENTER		2,639	719	21%	3,358
BAPTIST HEALTH SOUTH FLORIDA - DAVIE URGENT CARE		2,776	571	17%	3,347
BAYFRONT HEALTH - BROOKSVILLE		2,926	406	12%	3,332
MIDWAY SPECIALTY CARE CENTER DIAGNOSTICS	38	3,055	234	7%	3,327
PARAMOUNT URGENT CARE - WINDERMERE		2,008	1,278	39%	3,286
MEDCOMP SCIENCES LLC	41	1,596	1,605	50%	3,242
ADVENTHEALTH PROMPT CARE	1	2,277	950	29%	3,228
DESOTO MEMORIAL HOSPITAL	3	2,620	573	18%	3,196
VENTURE MEDICAL OF FLORIDA LLC		2,958	235	7%	3,193
ENGLEWOOD COMMUNITY HOSPITAL		2,863	311	10%	3,174
LAKESIDE MEDICAL CENTER		2,456	705	22%	3,161
ADVENTHEALTH CENTRA CARE COLONIAL TOWN	2	2,816	341	11%	3,159
LABORATORY OF FLORIDA LLC	40	2,874	237	8%	3,151
BAPTIST HEALTH SOUTH FLORIDA - WESTON URGENT CARE		2,785	362	12%	3,147
AMELIA URGENT CARE		1,635	1,504	48%	3,139
URGENT CARE OF THE PALM BEACHES		2,438	640	21%	3,078
ACCU REFERENCE MEDICAL LAB	9	2,369	685	22%	3,063
BARTOW REGIONAL MEDICAL CENTER	1	2,563	484	16%	3,048
ADVENTHEALTH CENTRA CARE		2,672	368	12%	3,040
BAYFRONT HEALTH - PUNTA GORDA		2,790	224	7%	3,014
PRECISION HEALTH SOLUTIONS		2,840	123	4%	2,963
BAPTIST HEALTH SOUTH FLORIDA - BRICKELL URGENT CARE		2,429	507	17%	2,936
BAPTIST HEALTH URGENT CARE AT SAWGRASS		2,453	476	16%	2,929
HIGHLANDS REGIONAL MEDICAL CENTER		2,226	674	23%	2,900
MEDEXPRESS URGENT CARE CAPE CORAL		2,469	430	15%	2,899
VETERANS AFFAIRS MEDICAL CENTER - ORLANDO	1	1,343	1,550	54%	2,894
STONE CLINICAL LABORATORIES		2,790	96	3%	2,886
WALGREENS ORLANDO	3	2,523	340	12%	2,866
WALGREEN CO	2	2,530	320	11%	2,852
HEALTH FIRST ADVENTHEALTH CENTRA CARE COCOA		2,581	264	9%	2,845
BAYFRONT HEALTH - SPRING HILL		2,568	264	9%	2,832
MINUTECLINIC LLC # 0709		2,381	427	15%	2,808
SELECT LABORATORIES - MARION COUNTY, FL LLC	4	2,523	272	10%	2,799
MEDEXPRESS URGENT CARE - DELAND		2,430	286	11%	2,716
HOLIDAY CVS LLC DBA CVS PHARMACY #5154		2,640	74	3%	2,714
ADVENTIST HEALTH SYSTEMS SUNBELT IN DBA		2,435	268	10%	2,703
PHARMCO RX	2	2,479	215	8%	2,696
MEMORIAL HOSPITAL PEMBROKE	3	2,367	316	12%	2,686
CITRUS MEMORIAL HOSPITAL LABORATORY		2,245	436	16%	2,681
BMCT Molecular Diagnostics Subsection		2,187	473	18%	2,660
SPORTS DRUG TESTING LABORATORY	47	2,511	94	4%	2,652
HEALTH FIRST ADVENTHEALTH CENTRA CARE MALABAR		2,368	264	10%	2,632
EMERALD COAST URGENT CARE, LLC	1	1,968	659	25%	2,628

COVID-19: testing by laboratory

Data through Feb 4, 2021 verified as of Feb 5, 2021 at 09:25 AM

Data in this report are provisional and subject to change.

The numbers in the table below represent the number of Florida and non-Florida residents for whom test results were received by the Department of Health. A person can be tested by more than one laboratory and can have both positive and negative results. **Therefore, the sum of the numbers in each column will be larger than the total number of people tested.**

Reporting lab	Inconclusive	Negative	Positive	Percent positive	Total
PALMS MEDICAL GROUP	5	1,693	873	34%	2,571
ADVENT HEALTH - OCALA		2,124	445	17%	2,569
MEDEXPRESS URGENT CARE LEHIGH ACRES		2,221	338	13%	2,559
MINUTECLINIC LLC		2,161	387	15%	2,548
ADVENTHEALTH CENTRA CARE KIDS LAKE MARY		2,325	190	8%	2,515
ADVENT HEALTH - NEW SMYRNA		1,945	525	21%	2,470
PRIMEHEALTH URGENT CARE INC		2,121	347	14%	2,468
EMERALD COAST URGENT CARE LLC		1,804	653	27%	2,457
MARINERS HOSPITAL		2,204	241	10%	2,445
NXGEN MDX LLC	4	2,167	270	11%	2,441
BAPTIST HEALTH EMERGENCY CENTER COUNTRY WALK	1	2,038	389	16%	2,428
BAPTIST HEALTHCARE - GULF BREEZE HOSPITAL	3	1,995	428	18%	2,426
BRASHEAR'S VITAL CARE CORP		1,882	542	22%	2,424
ADVENT HEALTH CENTRA CARE -WINTER PARK KIDS URGENT CARE	4	2,183	223	9%	2,410
BAPTIST HEALTH - CLAY		2,045	353	15%	2,398
MINUTECLINIC LLC #3631		2,020	375	16%	2,395
SCION LAB SERVICES LLC	23	2,190	176	7%	2,389
MINUTECLINIC LLC 5852		1,994	366	16%	2,360
VERILY LIFE SCIENCES		2,340	19	1%	2,359
COMMUNITY HEALTH NORTHWEST FLORIDA	4	1,764	547	24%	2,315
MC DIAGNOSTIC OF CONNECTICUT, PC #2220		1,959	353	15%	2,312
LEE HEALTH - COCONUT POINT CLINICAL LAB	2	1,872	433	19%	2,307
PHYSICIANS STAT LAB	3	1,066	1,233	54%	2,302
PHYSICIAN ASSOCIATES		2,065	234	10%	2,299
BAPTIST HEALTH - OAKLEAF		1,883	414	18%	2,297
BAPTIST HEALTH SOUTH FLORIDA - MIAMI BEACH URGENT CARE		1,939	327	14%	2,266
PROHEALTH	1	810	1,452	64%	2,263
MEDEXPRESS FORT MYERS		1,974	288	13%	2,262
GESSLER CLINIC		1,472	787	35%	2,259
MEDONE PLLC		1,706	541	24%	2,247
ACCESS POINT HEALTHCARE URGENT & PRIMARY CARE	2	1,654	578	26%	2,234
PRIMEHEALTH URGENT CARE	1	1,865	360	16%	2,226
MINUTECLINIC LLC #8396		1,887	320	14%	2,207
PARAMOUNT URGENT CARE - OVIEDO		1,475	727	33%	2,202
PHYSICIANS REGIONAL MEDICAL CENTER - COLLIER BLVD	1	1,526	662	30%	2,189
MEDEXPRESS URGENT CARE CORAL SPRINGS		1,944	216	10%	2,160
MINUTECLINIC LLC #1067		1,857	302	14%	2,159
PARAMOUNT URGENT CARE - ORLANDO		1,352	801	37%	2,153
LOWER KEYS MEDICAL CENTER		1,890	245	11%	2,135
MINUTECLINIC LLC #5249		1,667	466	22%	2,133
MEDEXPRESS URGENT CARE - VERO BEACH		1,803	263	13%	2,066
MEDEXPRESS URGENT CARE - CLEWISTON		1,713	329	16%	2,042
MINUTECLINIC LLC #3463		1,707	335	16%	2,042
MINUTECLINIC LLC #5253		1,673	353	17%	2,026
MINUTE CLINIC LLC		1,738	282	14%	2,020
MINUTECLINIC LLC #4415		1,671	344	17%	2,015

COVID-19: testing by laboratory

Data through Feb 4, 2021 verified as of Feb 5, 2021 at 09:25 AM

Data in this report are provisional and subject to change.

The numbers in the table below represent the number of Florida and non-Florida residents for whom test results were received by the Department of Health. A person can be tested by more than one laboratory and can have both positive and negative results. **Therefore, the sum of the numbers in each column will be larger than the total number of people tested.**

Reporting lab	Inconclusive	Negative	Positive	Percent positive	Total
ASSOCIATED PATHOLOGISTS, LLC	3	1,632	360	18%	1,995
SACRED HEART HEALTH SYSTEM, INC	1	1,272	711	36%	1,984
DONALD W ROBERTSON DO PA		1,526	451	23%	1,977
ADVENTHEALTH CENTRA CARE CONWAY		1,649	312	16%	1,961
ALTRU DIAGNOSTICS INC	2	1,826	132	7%	1,960
DOC SMILEY'S URGENT CARE		1,706	247	13%	1,953
QUICK CARE MED PL	2	1,550	397	20%	1,949
PARAMOUNT URGENT CARE INC		539	1,405	72%	1,944
CARENOW URGENT CARE		1,084	840	44%	1,924
FLORIDA MEDICAL CLINIC	3	937	982	51%	1,922
TAMPA COMMUNITY HOSPITAL		1,618	304	16%	1,922
MEDFAST URGENT CARE CENTERS LLC		562	1,321	70%	1,883
DR G'S URGENT CARE		1,639	240	13%	1,879
HOLMES REG MED CENTER CLINICAL LAB		1,560	312	17%	1,872
UNIVERSITY OF NORTH FLORIDA STUDENT HEALTH		1,812	58	3%	1,870
GENUS3		1,784	70	4%	1,854
FLOWERS HOSPITAL		1,666	184	10%	1,850
MINUTECLINIC LLC #5854		1,549	293	16%	1,842
BAY MEDICAL CENTER SACRED HEART HEALTH SYSTEM		1,351	486	26%	1,837
MINUTECLINIC LLC #5190		1,482	338	19%	1,820
MEDEXPRESS PORT CHARLOTTE		1,638	160	9%	1,798
DYNIX DIAGNOSTIX		1,478	305	17%	1,783
MEDEXPRESS URGENT CARE BOCA RATON		1,617	143	8%	1,760
ASCENSION SACRED HEART - GULF		1,304	453	26%	1,757
MARION E FETHER MEDICAL CENTER, THE		1,603	150	9%	1,753
AMELIA EXPRESS CARE LLC	10	1,450	246	14%	1,706
ADVENT HEALTH - DADE CITY		1,487	218	13%	1,705
MINUTECLINIC LLC #7886		1,454	247	15%	1,701
JW PLASTIC SURGERY		1,449	244	14%	1,693
SPARROW HEALTHCARE	2	1,389	242	15%	1,633
JACKSON HOSPITAL CLINICAL LABORATORY		1,371	259	16%	1,630
IGENOMIX USA LLC	46	1,429	153	9%	1,628
MARTIN HEALTH SYSTEM - ST LUCIE WEST		1,457	162	10%	1,619
MINUTECLINIC LLC #3662		1,366	244	15%	1,610
PARRISH MEDICAL CENTER	1	1,398	207	13%	1,606
NORTH SHORE LONG ISLAND JEWISH HEALTH		1,524	80	5%	1,604
BARDMOOR LABORATORY	9	1,364	230	14%	1,603
CHARLES AIESI CONSULTING INC	8	1,396	197	12%	1,601
BOND URGENT CARE LLC		1,172	418	26%	1,590
NCH NORTHEAST	7	1,207	370	23%	1,584
OPTEO LABORATORY		1,548	34	2%	1,582
MELBOURNE MEDICAL LABORATORY	2	1,365	202	13%	1,569
MINUTECLINIC LLC #5069		1,273	290	19%	1,563
PATIENTS FIRST - THOMASVILLE ROAD		1,365	180	12%	1,545
SHELL POINT NURSING PAVILION	1	1,477	66	4%	1,544
EMERGENCY PHYSICIANS MEDICAL CENTER		555	984	64%	1,539

COVID-19: testing by laboratory

Data through Feb 4, 2021 verified as of Feb 5, 2021 at 09:25 AM

Data in this report are provisional and subject to change.

The numbers in the table below represent the number of Florida and non-Florida residents for whom test results were received by the Department of Health. A person can be tested by more than one laboratory and can have both positive and negative results. **Therefore, the sum of the numbers in each column will be larger than the total number of people tested.**

Reporting lab	Inconclusive	Negative	Positive	Percent positive	Total
MINUTECLINIC LLC #5214		1,306	230	15%	1,536
CAREFAST+		868	660	43%	1,528
LABTECH DIAGNOSTIC		1,243	276	18%	1,519
DOC SMILEYS URGENT CARE LLC		1,232	287	19%	1,519
MINUTECLINIC LLC # 0514		1,318	201	13%	1,519
MINUTECLINIC LLC #1771		1,241	255	17%	1,496
MINUTECLINIC LLC #7887		1,316	178	12%	1,494
MINUTECLINIC LLC #3705		1,282	207	14%	1,489
MINUTECLINIC, LLC #4015		1,098	383	26%	1,481
INTELEX LABS, LLC		1,430	51	3%	1,481
MINUTECLINIC LLC #4458		1,147	315	22%	1,462
NCHMD INC		1,189	272	19%	1,461
MINUTECLINIC LLC #1055		1,132	328	22%	1,460
MINUTECLINIC LLC # 3930		1,233	225	15%	1,458
ADVANCE MEDICAL OF NAPLES		326	1,120	77%	1,446
ASSURANCE SCIENTIFIC LABORATORIES	1	1,163	280	19%	1,444
NEIGHBORHOOD MEDICAL CENTER INC	16	1,269	156	11%	1,441
UHEALTH DEERFIELD BEACH/UMSYLVESTER DEERFIELD BEACH LABORATORY	3	1,379	55	4%	1,437
MINUTECLINIC LLC #3003		1,131	301	21%	1,432
PENSACOLA PEDIATRICS PA	1	1,264	156	11%	1,421
BIOCERNA LLC	9	1,248	164	12%	1,421
PATIENTS CHOICE LABORATORIES		829	588	41%	1,417
MINI ER WATERFORD LAKES, THE		1,194	220	16%	1,414
BAPTIST HEALTH SOUTH FLORIDA - COUNTRY WALK URGENT CARE EXPRESS		1,208	202	14%	1,410
MINUTECLINIC LLC #3814		1,142	264	19%	1,406
Community_Health		1,221	183	13%	1,404
MINUTECLINIC LLC # 3686		1,199	205	15%	1,404
LAKE WALES MEDICAL CENTER INC		1,218	177	13%	1,395
LABORATORY SPECIALISTS OF MICHIGAN		1,131	247	18%	1,378
MINUTECLINIC LLC #7225		1,188	179	13%	1,367
WHOLE FAMILY HEALTH CENTER INC		1,101	259	19%	1,360
ASCENSION ST VINCENT'S - SOUTHSIDE		1,309	49	4%	1,358
GENESIS LABORATORY MANAGEMENT	11	1,127	211	16%	1,349
MINUTECLINIC LLC #3291		1,176	172	13%	1,348
WHITE WILSON MEDICAL CENTER		162	1,179	88%	1,341
MINUTECLINIC LLC #7173		1,166	172	13%	1,338
MINUTECLINIC LLC #7973		1,142	191	14%	1,333
MINUTECLINIC, LLC (CLINIC 10699)		1,117	210	16%	1,327
BAYFRONT HEALTH - CITRUS HILLS		1,117	200	15%	1,317
MINUTECLINIC, LLC #3204		1,077	236	18%	1,313
ARCPPOINT LABS		778	533	41%	1,311
BAPTIST HEALTH SOUTH FLORIDA - KEY BISCANE URGENT CARE EXPRESS		1,148	161	12%	1,309
MINUTECLINIC LLC #3257		1,064	242	19%	1,306
PHYSICIANS PRIMARY CARE	2	1,082	195	15%	1,279
COASTAL LABORATORIES	1	989	281	22%	1,271
TEMPUS CLINICAL LABORATORY	10	1,119	141	11%	1,270

COVID-19: testing by laboratory

Data through Feb 4, 2021 verified as of Feb 5, 2021 at 09:25 AM

Data in this report are provisional and subject to change.

The numbers in the table below represent the number of Florida and non-Florida residents for whom test results were received by the Department of Health. A person can be tested by more than one laboratory and can have both positive and negative results. **Therefore, the sum of the numbers in each column will be larger than the total number of people tested.**

Reporting lab	Inconclusive	Negative	Positive	Percent positive	Total
AMELIA EXPRESS CARE		710	548	44%	1,258
UNIVERSITY OF ALABAMA AT BIRMINGHAM		1,218	34	3%	1,252
MEDEXPRESS URGENT CARE - JAX ATLANTIC BLVD		1,068	183	15%	1,251
MINUTECLINIC LLC #3635		1,077	165	13%	1,242
NYU HOSPITALS CENTER CLINICAL LABORATORIES		1,189	39	3%	1,228
MINUTECLINIC LLC # 7933		1,063	158	13%	1,221
CLINICORE		1,124	91	7%	1,215
BAPTIST HEALTH EMERGENCY CENTER AT WEST CORAL WAY		933	282	23%	1,215
MINUTECLINIC LLC #5216		1,020	195	16%	1,215
MINUTECLINIC, LLC #5817		965	244	20%	1,209
MINUTECLINIC LLC #3285		1,032	173	14%	1,205
BAPTIST HEALTHCARE - JAY HOSPITAL		863	341	28%	1,204
MINUTECLINIC LLC #4024		1,011	191	16%	1,202
MINUTECLINIC LLC #3654		974	228	19%	1,202
MINUTECLINIC LLC #3748		941	259	22%	1,200
VAVA PARTNERS LLC		439	761	63%	1,200
ACCESS MEDICAL LABS		746	448	38%	1,194
MEDIQUICK URGENT CARE CENTERS INC		775	415	35%	1,190
PREMIER MEDICAL		1,097	90	8%	1,187
MINUTECLINIC LLC #5924		972	214	18%	1,186
TREASURE COAST MEDICAL ASSOCIATES INC		732	451	38%	1,183
TOM LEE COMMUNITY HEALTH CENTER		804	372	32%	1,176
UHEALTH CLINIC AT WALGREENS		945	218	19%	1,163
JUPITER MEDICAL CENTER URGENT CARE		820	342	29%	1,162
ELLENTON URGENT CARE		933	229	20%	1,162
SMA LAB	8	1,018	134	12%	1,160
KEYS AHEC SCHOOL MEDICAL CLINIC	7	1,061	86	7%	1,154
PROJECT HEALTH, INC SUMTERVILLE	5	943	205	18%	1,153
HOLIDAY CVS LLC DBA CVS PHARMACY #5155		1,106	46	4%	1,152
MINUTECLINIC LLC #1821		1,030	121	11%	1,151
ED FRASER MEMORIAL HOSPITAL		923	227	20%	1,150
BLUE MED CONSULTANTS		1,118	32	3%	1,150
MINUTECLINIC LLC #3648		925	218	19%	1,143
OPTUM LABS LLC		991	140	12%	1,131
MINUTECLINIC LLC #4612		864	261	23%	1,125
MINUTECLINIC LLC #3255		919	205	18%	1,124
MINUTECLINIC LLC #4201		984	139	12%	1,123
VERITAS GENETICS	61	942	119	11%	1,122
AFC PHYSICIANS OF FLORIDA		798	320	29%	1,118
CAPSTONE HEALTHCARE		784	329	30%	1,113
PEDIATRIC HEALTH CARE ALLIANCE - NORTHDAL		1,007	100	9%	1,107
LAB24 INC	3	436	666	60%	1,105
STAGEZERO LIFE SCIENCES INC	3	993	97	9%	1,093
PARAMOUNT URGENT CARE VILLAGES		748	335	31%	1,083
MINUTECLINIC LLC #1807		897	181	17%	1,078
EPN URGENT CARE NAPLES	2	746	328	30%	1,076

COVID-19: testing by laboratory

Data through Feb 4, 2021 verified as of Feb 5, 2021 at 09:25 AM

Data in this report are provisional and subject to change.

The numbers in the table below represent the number of Florida and non-Florida residents for whom test results were received by the Department of Health. A person can be tested by more than one laboratory and can have both positive and negative results. **Therefore, the sum of the numbers in each column will be larger than the total number of people tested.**

Reporting lab	Inconclusive	Negative	Positive	Percent positive	Total
NORTH FLORIDA PEDIATRICS-TALLAHASSEE		978	93	9%	1,071
RAINBOW RIVER MEDICAL LABORATORY		977	83	8%	1,060
FLORIDA DEPARTMENT OF HEALTH IN POLK COUNTY	2	802	255	24%	1,059
XYZ LABORATORY	8	909	141	13%	1,058
ADVANCED DIAGNOSTIC LABORATORY		1,010	47	4%	1,057
SOLARIS HEALTHCARE PALATKA		949	99	9%	1,048
ST ANNES NURSING CENTER		1,013	22	2%	1,035
MINUTECLINIC LLC # 3579		870	151	15%	1,021
PALM HARBOR PHARMACY		876	137	14%	1,013
VERITOR		850	148	15%	998
LAKELAND REGIONAL HEALTH - PWC/OB		36	954	96%	990
NAPLES URGENT CARE	1	605	369	38%	975
COASTAL PEDIATRIC GROUP		846	129	13%	975
WELLINGTON REGIONAL MEDICAL CENTER		851	114	12%	965
MINUTECLINIC LLC #3236		815	145	15%	960
FLAGLER HOSPITAL LABORATORY	8	34	913	96%	955
STEWART REFERENCE LABORATORY	1	545	405	43%	951
GENEIQ		896	50	5%	946
PARAMOUNT URGENT CARE - CLERMONT		686	251	27%	937
KETAMINE HEALTH CENTERS LLC		850	84	9%	934
PROFESSIONAL HEALTH EXAMINERS DBA PROHEALTH	1	742	188	20%	931
PRIMARY CARE OF THE TREASURE COAST		814	116	12%	930
VRL EUROFINIS - DALLAS		913	13	1%	926
MINUTECLINIC LLC #476		767	157	17%	924
HEALTH CARE DISTRICT OF PALM BEACH COUNTY	1	769	154	17%	924
MINUTECLINIC, LLC #3245		708	214	23%	922
GENE TOX WORLDWIDE	60	736	125	14%	921
MINUTECLINIC LLC #3637		694	226	25%	920
CAREFAST MURABELLA		501	417	45%	918
PATIENTS FIRST LAKE ELLA MEDICAL CENTER		794	117	13%	911
LENCO MEDICAL LABORATORY		865	39	4%	904
FAST TRACK URGENT CARE CENTER		4	893	100%	897
NORTH FLORIDA PEDIATRICS - LAKE CITY		689	199	22%	888
HENDRY REGIONAL MEDICAL CENTER CLINICAL LABORATORY		673	214	24%	887
ARCPPOINT LABS OF CORAL SPRINGS FL		789	97	11%	886
ADVANCED MEDICAL OF NAPLES LLC		781	101	11%	882
READY RESPONDERS FLORIDA, PLLC		756	122	14%	878
OPTUMCARE FLORIDA LLC		666	205	24%	871
MINUTECLINIC LLC #1350		735	136	16%	871
HISTOPATHOLOGY SERVICES, LLC		771	97	11%	868
INTEGRITY LABORATORIES, LLC	2	708	155	18%	865
MINUTECLINIC LLC #1815		736	127	15%	863
TACACHALE CLINICAL LABORATORY	1	812	45	5%	858
ADDICTION LABS OF AMERICA	3	779	70	8%	852
PALM BAY HOSPITAL CLINICAL LABORATORY		564	283	33%	847
CAREMED CLINIC LLC	1	616	227	27%	844

COVID-19: testing by laboratory

Data through Feb 4, 2021 verified as of Feb 5, 2021 at 09:25 AM

Data in this report are provisional and subject to change.

The numbers in the table below represent the number of Florida and non-Florida residents for whom test results were received by the Department of Health. A person can be tested by more than one laboratory and can have both positive and negative results. **Therefore, the sum of the numbers in each column will be larger than the total number of people tested.**

Reporting lab	Inconclusive	Negative	Positive	Percent positive	Total
EUROFINS NTD, LLC		803	38	5%	841
TYNDALL AIR FORCE BASE		643	196	23%	839
MINUTECLINIC LLC #8381		695	142	17%	837
AFC PHYSICIANS OF FLORIDA PA		578	258	31%	836
THE HEALTH CENTER OF PLANT CITY		751	69	8%	820
GENOME LLC	2	744	72	9%	818
FLORIDA HOSPITAL ORLANDO		743	74	9%	817
LITTLE PINE PEDIATRICS		586	227	28%	813
MOLECULAR TESTING LABS		758	53	7%	811
PHAROS HEALTH		623	187	23%	810
FIU-HEALTH AUXILIARY LABORATORY	5	737	68	8%	810
ASCENSION ST VINCENT'S - CLAY		775	34	4%	809
MINUTECLINIC, LLC DBA MINUTECLINIC #4717		781	27	3%	808
ER QUICKCARE PL		667	135	17%	802
FIRST QUALITY LABORATORY		757	44	5%	801
XPRESS URGENT CARE	3	676	121	15%	800
NITE LITE PEDIATRICS		234	563	71%	797
RIVER TOWN DIAGNOSTIC LLC		579	217	27%	796
PROFESSIONAL HEALTH EXAMINERS		680	115	14%	795
APALACHEE CORRECTIONAL INSTITUTION EAST UNIT		779	16	2%	795
MINUTECLINIC, LLC # 4469		654	140	18%	794
BROWNWOOD CARE CENTER		712	77	10%	789
COVANCE CLINICAL RESEARCH UNIT INC		766	21	3%	787
NORTH FLORIDA PEDIATRICS PA - SUWANNEE	3	661	113	15%	777
MYTEST DIAGNOSTICS		723	54	7%	777
DEPARTMENT OF CLINICAL LABS		758	17	2%	775
MIAMI JEWISH HEALTH SYSTEMS		721	49	6%	770
CVS HEALTH		547	221	29%	768
LEE COUNTY EMERGENCY MEDICAL SERVICE		669	98	13%	767
DYNIX DIAGNOSTICS	2	524	236	31%	762
MACDILL AIR FORCE BASE		710	51	7%	761
VRL EUROFINS		731	27	4%	758
C.W. BILL YOUNG VA MEDICAL CENTER	1	20	736	97%	757
NONE		308	448	59%	756
NORTH OKALOOSA MEDICAL CENTER		434	314	42%	748
BAPTIST HEALTH - MD ANDERSON CANCER CENTER		741	4	1%	745
COASTAL PHYSICIANS, LLC		595	149	20%	744
UNIVERSITY OF WEST FLORIDA STUDENT HEALTH SERVICES	1	614	120	16%	735
STEWART ROCKLEDGE HOSPITAL		572	162	22%	734
SANTA ROSA MEDICAL GROUP		575	151	21%	726
ADVENT HEALTH LAB - ORLANDO		430	294	41%	724
MINUTECLINIC LLC #6007		605	117	16%	722
VITAS HEALTHCARE CORPORATION OF FLA		714	4	1%	718
Point of Care Testing	1	114	601	84%	716
DISNEY COVID TEST SITE		703	11	2%	714
Tampa Lakes Health and Rehabilitation Center	2	634	69	10%	705

COVID-19: testing by laboratory

Data through Feb 4, 2021 verified as of Feb 5, 2021 at 09:25 AM

Data in this report are provisional and subject to change.

The numbers in the table below represent the number of Florida and non-Florida residents for whom test results were received by the Department of Health. A person can be tested by more than one laboratory and can have both positive and negative results. **Therefore, the sum of the numbers in each column will be larger than the total number of people tested.**

Reporting lab	Inconclusive	Negative	Positive	Percent positive	Total
NORTHEAST FLORIDA NEUROLOGY CLINICS, INC		591	112	16%	703
MEDICAL CONSULTANTS OF FLORIDA, LLC	1	573	125	18%	699
ANY LAB TEST NOW	1	457	237	34%	695
LPG COCONUT POINT		565	127	18%	692
NORTH SHORE LIJ URGENT CARE PC		652	38	6%	690
PRIMARY CARE SERVICES AT INDIAN RIVER ESTATES		670	16	2%	686
PREMIER MEDICAL LABORATORY SERVICES	1	463	222	32%	686
FISHERMENS HOSPITAL CLINICAL LAB		622	63	9%	685
INTERLACHEN PEDIATRICS		652	30	4%	682
NORTH FLORIDA PEDIATRICS PA		579	99	15%	678
KENDALL HEALTHCARE PROPERTIES DBA	2	647	27	4%	676
ADVENTHEALTH CENTRA CARE WINTER HAVEN	1	262	413	61%	676
CONSULATE HEALTH CARE OF NEW PORT RICHEY	2	552	118	18%	672
MINI ER ADULT AND PEDIATRIC URGENT CARE		574	98	15%	672
Victoria Nursing and Rehabilitation Center		626	46	7%	672
PEDIATRICS OF CENTRAL FLORIDA PA	19	612	40	6%	671
PROJECT HEALTH INC	2	549	117	18%	668
ORLANDO HEALTH AND REHAB CENTER		625	42	6%	667
NCH HEALTHCARE SYSTEM MICROBIOLOGY LAB		2	665	100%	667
WILLOWBROOKE COURT AT EDGEWATER POINTE ESTATES		657	9	1%	666
VENICE REGIONAL MEDICAL CENTER		574	91	14%	665
MIDWAY SPECIATLY CARE CENTER		445	220	33%	665
INTERLACHEN PEDIATRICS PA		633	30	5%	663
MINUTECLINIC LLC #8927		548	112	17%	660
GROWING TOGETHER PEDIATRICS LLC		610	49	7%	659
MEDICAL FP – WHOLE FAMILY HEALTH CENTER		539	119	18%	658
PROHEALTH MEDICAL CLINIC		84	572	87%	656
CLINICAL PATHOLOGY LABS INC		592	64	10%	656
TREE HOUSE PEDIATRICS PLLC		591	65	10%	656
MAVERICK LABS		459	188	29%	647
CARE ONE OF FLORIDA LLC		435	209	32%	644
PALACE NURSING HOME & REHAB CENTER		607	36	6%	643
DOCTOR'S MEMORIAL HOSPITAL		485	157	24%	642
SOLARIS HEALTHCARE CHARLOTTE HARBOR		596	46	7%	642
CATALYST WALK IN CLINIC		506	135	21%	641
MINUTECLINIC LLC		558	74	12%	632
SPECTOR SCIENTIFIC LAB	1	230	396	63%	627
PALM GARDEN OF PORT SAINT LUCIE		619	7	1%	626
MINUTECLINIC LLC #5187		547	77	12%	624
CRUCIAL CARE EMERGENCY MEDICINE DOCTORS		470	146	24%	616
USF MORSANI CENTER FOR ADVANCED HEALTH CARE		532	79	13%	611
HOLY CROSS HOSPITAL		12	598	98%	610
MANOR PINES CONVALESCENT CENTER LLC	1	589	20	3%	610
CAPE CANAVERAL HOSPITAL		385	224	37%	609
REDI MED LLC		472	137	22%	609
CREEKSIDE CARE CENTER	1	520	84	14%	605

COVID-19: testing by laboratory

Data through Feb 4, 2021 verified as of Feb 5, 2021 at 09:25 AM

Data in this report are provisional and subject to change.

The numbers in the table below represent the number of Florida and non-Florida residents for whom test results were received by the Department of Health. A person can be tested by more than one laboratory and can have both positive and negative results. **Therefore, the sum of the numbers in each column will be larger than the total number of people tested.**

Reporting lab	Inconclusive	Negative	Positive	Percent positive	Total
LIFE CARE CENTER OF NEW PORT RICHEY		571	33	5%	604
LIFE CARE CENTER OF ORANGE PARK		572	30	5%	602
CHILDRENS MEDICAL ASSOCIATION		542	59	10%	601
PATIENTS FIRST - MAHAN DRIVE		164	435	73%	599
JOHN KNOX VILLAGE HEALTH CENTER		580	19	3%	599
EAST LAKE PEDIATRICS		511	84	14%	595
MOUNT SINAI LABORATORY		568	26	4%	594
PRIMARY CARE SERVICES AT ST ANDREWS ESTATES		590			590
WOODLANDS MEDICAL SPECIALISTS		359	230	39%	589
MAIN STREET MEDICAL CENTER		127	459	78%	586
VETERANS AFFAIRS MEDICAL CENTER - JAMES A HALEY			586	100%	586
NCHMD, INC SOUTHEAST IMMEDIATE CARE		451	135	23%	586
POINT OF CARE TESTING SITE		556	24	4%	580
ST PETERSBURG PEDIATRICS	1	504	74	13%	579
BAYFRONTVENICEREGIONAL		535	43	7%	578
ST JOHN'S NURSING CENTER		558	20	3%	578
HALIFAX MEDICAL CENTER-PORT ORANGE LAB		489	87	15%	576
GULF COAST VILLAGE		547	29	5%	576
GULF COAST MOLECULAR LABORATORIES	12	471	93	16%	576
MID-FLORIDA PATHOLOGY		443	132	23%	575
ETHOS WELLNESS PHARMACY		532	42	7%	574
Crestview Rehabilitation Center	5	440	126	22%	571
MEDICAL VB		451	120	21%	571
LOOP PEDIATRICS PA	3	463	104	18%	570
GOLDEN GLADES NURSING & REHABILITATION CTR		558	11	2%	569
HOLMES REGIONAL MEDICAL CENTER		5	564	99%	569
JACKSONVILLE BEACH PEDIATRIC CARE CENTER		512	55	10%	567
ADVENTHEALTH MEDICAL GROUP PROMPT CARE		405	161	28%	566
TENNESSEE DOH - NASHVILLE	2	497	65	12%	564
MINUTECLINIC LLC #214		474	88	16%	562
PALM GARDEN OF VERO BEACH		523	39	7%	562
CONSULATE HEALTHCARE OF VERO BEACH	14	467	79	14%	560
FAMILY HEALTH CENTERS OF SWF LABS	2	482	76	14%	560
SEBASTIAN RIVER MEDICAL CENTER	2	410	148	26%	560
SUNRISE URGENT CARE ASSOCIATES LLC D/B/A	4	246	309	55%	559
SHORELINE PHYSICIAN GROUP		342	214	38%	556
BOND AND STEELE CLINIC PA		376	179	32%	555
THE PRESERVE		547	8	1%	555
ECCOLAB GROUP	1	145	406	74%	552
BROAD INSTITUTE CLINICAL SEQUENCING RESEARCH PLATFORM	1	526	24	4%	551
HMA SANTA ROSA MEDICAL CENTER LLC DBA		429	122	22%	551
CLEWISTON NURSING AND REHABILITATION CENTER		538	11	2%	549
The Sands at South Beach		545	4	1%	549
VITAE DIAGNOSTICS		534	13	2%	547
MINUTECLINIC LLC #5157		461	84	15%	545
COASTAL URGENT CARE		428	116	21%	544

COVID-19: testing by laboratory

Data through Feb 4, 2021 verified as of Feb 5, 2021 at 09:25 AM

Data in this report are provisional and subject to change.

The numbers in the table below represent the number of Florida and non-Florida residents for whom test results were received by the Department of Health. A person can be tested by more than one laboratory and can have both positive and negative results. **Therefore, the sum of the numbers in each column will be larger than the total number of people tested.**

Reporting lab	Inconclusive	Negative	Positive	Percent positive	Total
LIFE CARE CENTER OF HILLIARD		529	15	3%	544
CYPRESS VILLAGE	1	518	24	4%	543
JOHNS HOPKINS ALL CHILDREN'S HOSPITAL		491	51	9%	542
NCF DIAGNOSTICS & DNA TECHNOLOGIES	15	208	318	59%	541
VETERANS AFFAIRS MEDICAL CENTER		40	501	93%	541
THERADOC		152	389	72%	541
Signature HealthCare Center of Waterford		511	28	5%	539
24 HOUR PEDIATRIC CARE CENTER	1	490	47	9%	538
FORT MYERS INTERNAL MEDICINE, LLC		487	51	9%	538
SOUTHEAST ALABAMA MEDICAL CENT		486	49	9%	535
AMERICAN FAMILY CARE PENSACOLA WEST		1	533	100%	534
PRIMARY CARE SOUTH INC		221	308	58%	529
MEDICAL CENTER CLINIC-IMMEDIATE CARE	1	423	104	20%	528
CALHOUN LIBERTY HOSPITAL		389	139	26%	528
MED FAST URGENT CARE CENTER		260	267	51%	527
CLARITY LABS		458	69	13%	527
GOLDEN GATE FAMILY CLINIC		133	393	75%	526
VETERANS AFFAIRS MEDICAL CENTER - BAY PINES		17	508	97%	525
CARENOW URGENT CARE - FORT PIERCE		277	246	47%	523
VITAS HEALTHCARE CORP OF CENTRAL FL		503	19	4%	522
J AND G MEDICAL GROUP LLC		431	89	17%	520
LIFE CARE CENTER OF PENSACOLA		472	46	9%	518
FLAGLER COUNTY HEALTH DEPARTMENT	3	400	114	22%	517
NSPIRE HEALTHCARE MIAMI LAKES	7	496	14	3%	517
MANOR CARE NURSING CENTER OF SARASOTA FL LLC		428	86	17%	514
DOCTORS CENTER,THE		405	108	21%	513
CITY MEDICAL OF NEW JERSEY, PC		471	41	8%	512
EMERALD SHORES HEALTH AND REHABILITATION		414	96	19%	510
MEDFAST URGENT CARE CENTERS		230	278	55%	508
EDEN SPRINGS NURSING AND REHAB CENTER		398	110	22%	508
VILLA MARIA NURSING & REHAB CENTER INC	1	495	11	2%	507
TELESCOPE HEALTH LLC	3	401	98	20%	502
DAVITA LABORATORY		426	73	15%	499
BALDOMERO LOPEZ STATE VETERANS NURSING HOME	2	494	3	1%	499
DOH - INDIAN RIVER		426	71	14%	497
CLINICAL PATHOLOGY LABS		386	109	22%	495
GRAND COURT TAMPA		489	3	1%	492
Plantation Bay Rehabilitation Center		470	22	4%	492
JACKSON MEMORIAL PERDUE MEDICAL CENTER		468	23	5%	491
EXPRESS URGENT CARE LLC		1	488	100%	489
MEDONE URGENT CARE AT ST. AUGUSTINE		133	356	73%	489
POINT WASHINGTON MEDICAL CLINIC	1	300	185	38%	486
EAST LAKE PEDIATRICS PA		445	40	8%	485
HEALTH CENTER AT BRENTWOOD	1	441	42	9%	484
NEW YORK HOSPITAL LABORATORIES	1	471	12	2%	484
MOORINGS PARK INSTITUTE, INC, THE		461	21	4%	482

COVID-19: testing by laboratory

Data through Feb 4, 2021 verified as of Feb 5, 2021 at 09:25 AM

Data in this report are provisional and subject to change.

The numbers in the table below represent the number of Florida and non-Florida residents for whom test results were received by the Department of Health. A person can be tested by more than one laboratory and can have both positive and negative results. **Therefore, the sum of the numbers in each column will be larger than the total number of people tested.**

Reporting lab	Inconclusive	Negative	Positive	Percent positive	Total
JACKSON MEMORIAL LONG TERM CARE CENTER		462	19	4%	481
NEMOURS CHILDREN'S HOSPITAL		399	81	17%	480
ENZO CLINICAL LABS INC	3	457	20	4%	480
BOCA GRANDE HEALTH CLINIC		456	24	5%	480
MANOR CARE HEALTH SERVICES - FT MYERS		459	20	4%	479
DIAMOND RIDGE HEALTH AND REHABILITATION		450	29	6%	479
WILLOW BROOKE COURT AT INDIAN RIVER ESTATES		431	44	9%	475
MEMORIAL PEMBROKE 24/7 CARE CENTER		358	116	24%	474
ST CLOUD REGIONAL MEDICAL CENTER CLINICAL LAB		394	79	17%	473
NORTH FLORIDA RETIREMENT VILLAGE		470	2	0%	472
PALM GARDEN OF TAMPA		443	28	6%	471
VALENCIA HILLS HEALTH AND REHABILITATION CENTER		458	13	3%	471
PENSACOLA PEDIATRICS	1	258	212	45%	471
SABAL PALMS HEALTH AND REHAB		421	50	11%	471
SUSANNA WESLEY HEALTH CENTER		432	36	8%	468
NAVAL HOSPITAL - JACKSONVILLE		136	331	71%	467
RIVER GARDEN HEBREW HOME FOR THE AGED		412	54	12%	466
FLORIDA GULF COAST UNIVERSITY		295	171	37%	466
VIERA HOSPITAL, INC		352	114	24%	466
NCH HEALTHCARE BONITA		345	120	26%	465
CONTINENTAL CLINICAL RESEARCH, LLC		442	20	4%	462
PEDIATRIC HEALTHCARE ALLIANCE PA		419	43	9%	462
FLORIDA DEPARTMENT OF HEALTH CLAY COUNTY	1	366	94	20%	461
VETERANS AFFAIRS MEDICAL CENTER - GAINESVILLE		3	458	99%	461
BROOKDALE PALMER RANCH	1	403	56	12%	460
Quest Diag Unspecifd	1	314	144	31%	459
CLIFFORD CHESTER SIMS STATE VETERANS		448	9	2%	457
LAUDERDALE NURSING CENTER LLC	1	436	19	4%	456
FOUNTAIN MANOR HEALTH AND REHAB CENTER	1	436	17	4%	454
THE PALACE AT HOMESTEAD	1	436	17	4%	454
CLARIDGE HOUSE NURSING CENTER		437	17	4%	454
NORTH FLORIDA MEDICAL GROUP		331	122	27%	453
PALM GARDEN OF JACKSONVILLE	2	371	79	17%	452
ADVENTHEALTH CENTRA CARE TRINITY		394	57	13%	451
HARTS HARBOR HEALTH CARE CENTER		430	21	5%	451
The Manor at Blue Water Bay		391	60	13%	451
BUFFALO CROSSING HEALTHCARE & REHABILITATION CTR		436	15	3%	451
AFC URGENT CARE CLEARWATER	1	123	325	72%	449
BALDWIN PEDIATRICS	1	417	27	6%	445
HARBOUR HEALTH CENTER		430	14	3%	444
ADVENTHEALTH EXPRESS CARE AT WALGREENS		387	57	13%	444
RICARDO NAVARRO DO PA		377	66	15%	443
AMERICA'S PHARMACY LLC		392	51	12%	443
DIAMOND RIDGE HEALTH AND REHABILITATION CENTER		420	22	5%	442
PARKLANDS FACILITY INC	4	396	42	10%	442
Southern Oaks Care Center	1	405	36	8%	442

COVID-19: testing by laboratory

Data through Feb 4, 2021 verified as of Feb 5, 2021 at 09:25 AM

Data in this report are provisional and subject to change.

The numbers in the table below represent the number of Florida and non-Florida residents for whom test results were received by the Department of Health. A person can be tested by more than one laboratory and can have both positive and negative results. **Therefore, the sum of the numbers in each column will be larger than the total number of people tested.**

Reporting lab	Inconclusive	Negative	Positive	Percent positive	Total
EXPRESS PHARMACY		406	35	8%	441
SPRING HILL HEALTH AND REHABILITATION CENTER		426	15	3%	441
MAYFLOWER ASSISTED LIVING		434	6	1%	440
MANOR AT CARPENTERS		413	26	6%	439
SMA SPECIALTY MEDICAL LAB		117	321	73%	438
FLO-MEDILAB SERVICES LLC		187	251	57%	438
AMERICAN RESEARCH LABS		230	207	47%	437
HERON POINTE HEALTH AND REHABILITATION	1	432	3	1%	436
HILLCREST HEALTH CARE & REHABILITATION CENTER	2	422	11	3%	435
BAPTIST PRIMARY CARE	2	342	91	21%	435
ASAP LABS LLC		305	130	30%	435
Good Samaritan Society Kissimmee Village		368	64	15%	432
AVECINA MEDICAL JULINGTON	1	240	189	44%	430
NEW PLANT CITY FAMILY CARE	1	227	202	47%	430
ST ANDREWS BAY SKILLED NURSING &		369	60	14%	429
FLORIDA DEPT OF HEALTH IN BREVARD COUNTY	3	363	63	15%	429
Q ANSWER LAB	1	376	49	12%	426
FLORIDA DEPARTMENT OF HEALTH IN CALHOUN COUNTY		313	113	27%	426
PALM GARDEN OF OCALA		330	96	23%	426
ARCPPOINTS LABS		361	64	15%	425
Williston Care Center		373	51	12%	424
WEST GABLES HEALTH CARE CENTER		412	10	2%	422
GARCIA CLINICAL LABORATORY		28	392	93%	420
PHYSICIANS PRIMARY CARE LAB		360	60	14%	420
CHILDRENS MEDICAL ASSOCIATION PA		370	49	12%	419
APP-UNIPATH, LLC	2	403	14	3%	419
Colonial Lakes Health Care		384	33	8%	417
PEBBLEBROOK PHARMACY		324	92	22%	416
Solaris HealthCare Windermere		385	31	7%	416
LEHIGH REGIONAL MEDICAL CENTER LAB		371	44	11%	415
MINUTECLINIC LLC #3671		366	44	11%	410
AFC URGENT CARE SEMINOLE			409	100%	409
NEW YORK PRESBYTERIAN - CUMC CLINICAL		391	17	4%	408
MANOR OAKS NURSING & REHAB CENTER	4	401	2	0%	407
CARE ONE OF FLORIDA	1	272	134	33%	407
ORLANDO HEALTH CENTER FOR REHABILITATION		396	10	2%	406
TIDE LABORATORIES		362	43	11%	405
SOLARIS HEALTHCARE LAKE CITY		325	79	20%	404
CITRUS NURSING CENTER LLC		370	32	8%	402
VITAS LUTHERAN TOWERS INPATIENT PROGRAM		336	62	16%	398
MEDICAL CENTER OF DELTONA, INC		317	80	20%	397
PALMETTO FAMILY HEALTHCARE	1	249	145	37%	395
MINI ER AND URGENT CARE		289	105	27%	394
BARBER		13	376	97%	389
Santa Rosa Center for Rehabilitation and Healing		326	62	16%	388
FERNANDINA BEACH REHAB AND NURSING	1	372	15	4%	388

COVID-19: testing by laboratory

Data through Feb 4, 2021 verified as of Feb 5, 2021 at 09:25 AM

Data in this report are provisional and subject to change.

The numbers in the table below represent the number of Florida and non-Florida residents for whom test results were received by the Department of Health. A person can be tested by more than one laboratory and can have both positive and negative results. **Therefore, the sum of the numbers in each column will be larger than the total number of people tested.**

Reporting lab	Inconclusive	Negative	Positive	Percent positive	Total
BENTON PEDIATRICS INC		345	42	11%	387
SANDBAY URGENT CARE		314	73	19%	387
DBI HEALTH INC		372	15	4%	387
HEARTLAND PEDIATRICS OF LAKE WALES		340	46	12%	386
PHYSICIANS STAT LAB INC		321	64	17%	385
DXTERITY DIAGNOSTICS	1	362	22	6%	385
Ocala Health and Rehabilitation Center		366	19	5%	385
PALMS OF SEBRING		351	34	9%	385
SOLARIS HEALTHCARE MERRITT ISLAND		346	39	10%	385
SHORE ACRES CARE CENTER		350	35	9%	385
FLORIDA HOSPITAL WAUCHULA		262	122	32%	384
CONSULATE HEALTH CARE OF BAYONET POINT	3	372	7	2%	382
MICHAEL A MIDDLETON MD PA□		368	14	4%	382
HOPE HOSPICE AND COMMUNITY SERVICES INC	14	356	12	3%	382
BROOKDALE FORT MYERS CYPRESS LAKE		379	1	0%	380
AFC URGENT CARE FAMILY CARE			379	100%	379
FLORIDA HOSPITAL MEDICAL GROUP		256	122	32%	378
NORTH VISTA HOSPITAL LABORATORY		296	81	21%	377
PEDIATRIC HEALTHCARE ALLIANCE		351	26	7%	377
BAYA PHARMACY WEST		8	368	98%	376
ORANGE BLOSSOM FAMILY HEALTH		354	21	6%	375
ABBEY DELRAY		370	5	1%	375
INDIAN RIVER CTR, LLC		327	46	12%	373
HENDRY REGIONAL MEDICAL CENTER		107	264	71%	371
MEDONE URGENT CARE CENTER		149	222	60%	371
SUWANNEE HEALTH AND REHABILITATION CENTER		366	5	1%	371
URGENT CARE BETHESDA	1	318	52	14%	371
TREASURE COAST COMMUNITY HEALTH	3	312	55	15%	370
ELLENTON PEDIATRICS		352	18	5%	370
PALM GARDEN OF CLEARWATER		351	18	5%	369
ORCHARD PARK HEALTH & REHABILITATION		363	5	1%	368
FAMILY HEALTH CENTERS OF SOUTHWEST FLORIDA INC		310	58	16%	368
SOLARIS HEALTHCARE OSCEOLA		347	21	6%	368
ADVENT HEALTH - TAMPA		148	220	60%	368
QUICK CARE MED		247	120	33%	367
FAIR HAVENS CENTER, OPCO		359	6	2%	365
Stacey Health Care Centers Inc. dba Riverside Care Center		335	28	8%	363
RUSKIN HEALTH CENTER		245	117	32%	362
BREVARD HEALTH ALLIANCE		166	195	54%	361
INFORM DIAGNOSTICS		351	9	3%	360
UR MEDICINE LABS- CENTRAL LABORATORY		340	20	6%	360
MEDSCAN LABORATORY INC	1	163	195	54%	359
CLERMONT HEALTH AND REHABILITATION CENTER		326	32	9%	358
Timberridge Center for Rehabilitation and Healing		330	28	8%	358
ABSOLUTE GENOMICS	1	262	95	27%	358
LITTLE PINE PEDIATRICS PLLC	1	305	52	15%	358

COVID-19: testing by laboratory

Data through Feb 4, 2021 verified as of Feb 5, 2021 at 09:25 AM

Data in this report are provisional and subject to change.

The numbers in the table below represent the number of Florida and non-Florida residents for whom test results were received by the Department of Health. A person can be tested by more than one laboratory and can have both positive and negative results. **Therefore, the sum of the numbers in each column will be larger than the total number of people tested.**

Reporting lab	Inconclusive	Negative	Positive	Percent positive	Total
PALM GARDEN OF WINTER HAVEN		342	15	4%	357
SIGNATURE HEALTHCARE OF BROOKWOOD GARDENS		355	1	0%	356
NORTH FLORIDA REHABILITATION & SPECIALTY CARE□		352	3	1%	355
AFC URGENT CARE TYRONE		2	351	99%	353
Solaris Healthcare Daytona	2	305	46	13%	353
SEMINOLE NURSING PAVILION		346	7	2%	353
MY CLINICAL LAB		224	128	36%	352
CORE DIAGNOSTIC LABORATORIES LLC		237	114	32%	351
HEALTHY STEPS PEDIATRICS		307	44	13%	351
BAYSHORE DIAGNOSTICS		309	40	11%	349
Cypress Cove Care Center		249	100	29%	349
SANFORD LABORATORIES		325	24	7%	349
LAB DOCTOR		305	43	12%	348
BROOKSVILLE HEALTHCARE CENTER LLC□		340	8	2%	348
THE PALACE MANAGEMENT - THE PALACE AT CORAL GABLES		345	3	1%	348
GOOD SAMARITAN CENTER		346	2	1%	348
SIPARADIGM, DIAGNOSTIC INFORMATICS		273	74	21%	347
CARENOW	2	172	173	50%	347
VILLAGE AT VIENNA SQUARE,THE□	6	329	11	3%	346
Manatee Springs Rehabilitation and Nursing Center		325	20	6%	345
MEDIPATH		18	324	95%	342
CORAL BAY HEALTHCARE AND REHABILITATION	1	329	12	4%	342
ADVENT HEALTH CENTRA CARE - PALM COAST		80	261	77%	341
HEALTH DESIGNS		328	13	4%	341
BLOUNTSTOWN REHABILITATION CENTER LLC		236	105	31%	341
BROWARD PARTNERSHIP	6	329	5	1%	340
BIO-TECH CLINICAL LABORATORIES INC		296	44	13%	340
SELECT REFERENCE LABORATORIES, LLC	1	326	12	4%	339
STARKE FAMILY MEDICAL CENTER		265	73	22%	338
MINUTECLINIC LLC, #10357		337	1	0%	338
VETERANS AFFAIRS MEDICAL CENTER - LAKE CITY		52	285	85%	337
CARITHERS PEDIATRIC GROUP		299	38	11%	337
FLORIDA DEPARTMENT OF HEALTH		295	39	12%	334
HEALTH CENTRAL PARK		268	66	20%	334
Darcy Hall Of Life Care		328	5	2%	333
Bayside Care Center	1	312	20	6%	333
Palmetto Subacute Care Center		321	10	3%	331
USAFSAM/PHE		174	157	47%	331
SOLARIS HEALTHCARE PARKWAY	2	316	13	4%	331
HAINES CITY REHABILITATION AND NURSING CENTER		307	23	7%	330
MANORCARE HEALTH SERVICES - VENICE		275	55	17%	330
NORTH PINELLAS STATMED QUICK QUALITY CLINICS		236	93	28%	329
Life Care Center of Ocala		279	49	15%	328
PALM GARDEN OF WEST PALM BEACH□	4	309	15	5%	328
LIFE CARE PONTE VEDRA INC		319	8	2%	327
Life Care Center at Wells Crossing		309	18	6%	327

COVID-19: testing by laboratory

Data through Feb 4, 2021 verified as of Feb 5, 2021 at 09:25 AM

Data in this report are provisional and subject to change.

The numbers in the table below represent the number of Florida and non-Florida residents for whom test results were received by the Department of Health. A person can be tested by more than one laboratory and can have both positive and negative results. **Therefore, the sum of the numbers in each column will be larger than the total number of people tested.**

Reporting lab	Inconclusive	Negative	Positive	Percent positive	Total
TRI-COUNTY NURSING AND REHABILITATION CENTER INC		311	15	5%	326
CHILDRENS CLINIC WEST FLORIDA PEDIATRICS		292	30	9%	322
MOOSEHAVEN HEALTH CENTER		286	36	11%	322
SOLARIS HEALTHCARE BAYONET POINT		308	14	4%	322
Destin Healthcare and Rehabilitation Center	1	285	35	11%	321
PIONEER CLINICAL LAB LLC		247	73	23%	320
CORAL TRACE HEALTH CARE	2	313	5	2%	320
AFC URGENT CARE		67	252	79%	319
MIDWAY SPECIALTY CARE CENTER	3	203	113	35%	319
FAIRWAY OAKS CENTER LLC	6	305	6	2%	317
FLORIDA HOSPITAL HEARTLAND MED CTR LAKE PLACID		232	85	27%	317
BOND CLINIC PA PEDIATRICS DEPT		283	34	11%	317
MEDFAST URGENT CARE CENTER		86	230	73%	316
BROOKDALE PADDOCK HILLS	2	311	2	1%	315
FIRST CHOICE PEDIATRICS		232	83	26%	315
EPN URGENT CARE		44	271	86%	315
FLORIDA DEPARTMENT OF HEALTH IN LIBERTY COUNTY	2	222	90	29%	314
BIOCEPT		292	22	7%	314
AMERICAN MEDICAL RESPONSE		310	4	1%	314
DELTONA HEALTH CARE		291	23	7%	314
PruittHealth Santa Rosa		225	89	28%	314
DIAGNOSTIC & CLINICAL CARE SERVICES INC DBA		248	65	21%	313
GENESIS MEDICAL LABORATORY MIAMI FL.		83	230	73%	313
PruittHealth Panama City	1	249	62	20%	312
FAMILY CARE PARTNERS OF NORTHEAST FLORIDA LLC		240	72	23%	312
LIFEBRITE	1	125	184	59%	310
TIDEWELL HOSPICE INC		305	5	2%	310
LIFE CARE CENTER OF PALM BAY		296	13	4%	309
RAINBOW PEDIATRIC CENTER PA		288	21	7%	309
Marshall Health and Rehabilitation Center		273	36	12%	309
KEY WEST HEALTH AND REHAB	1	300	7	2%	308
MEDEXPRESS LUTZ		3	305	99%	308
VILLAGE DOCTORS OF KEYSTONE		230	78	25%	308
PALM GARDEN OF ORLANDO		276	31	10%	307
EMERITUS AT NAPLES	2	304	1	0%	307
ROLLINS COLLEGE WELLNESS CENTER		130	177	58%	307
SEA BREEZE REHAB AND NURSING CENTER		298	8	3%	306
SUN COUNTRY PEDIATRICS PLLC	9	271	26	8%	306
CRONOS CLINICAL LABORATORY	22	195	88	29%	305
ASCEND CLINICAL	2	235	67	22%	304
ENCOMPASS HEALTH REHABILITATION HOSPITAL	8	284	12	4%	304
SABAL DIRECT PRIMARY CARE, PA		247	56	18%	303
HARDEE MANOR HEALTH CARE CENTER	1	298	3	1%	302
LabCorp (Non-Interfaced)	1	121	180	60%	302
ORCHARD RIDGE CARE AND REHABILITATION CENTER		283	19	6%	302
GOOD SAMARITAN SOCIETY-DAYTONA		286	15	5%	301

COVID-19: testing by laboratory

Data through Feb 4, 2021 verified as of Feb 5, 2021 at 09:25 AM

Data in this report are provisional and subject to change.

The numbers in the table below represent the number of Florida and non-Florida residents for whom test results were received by the Department of Health. A person can be tested by more than one laboratory and can have both positive and negative results. **Therefore, the sum of the numbers in each column will be larger than the total number of people tested.**

Reporting lab	Inconclusive	Negative	Positive	Percent positive	Total
Bardmoor Oaks Healthcare and Rehabilitation Center		293	8	3%	301
Palm Garden of Largo		297	3	1%	300
Bay Breeze Senior Living and Rehabilitation Center		247	53	18%	300
MANOR CARE OF BOYNTON BEACH LLC		276	24	8%	300
AVELLINO LAB USA, INC	1	286	12	4%	299
AMEERAH LABS, LLC	2	229	68	23%	299
PINES OF SARASOTA		296	3	1%	299
PHYSICIANS REGIONAL WALK-IN		185	114	38%	299
GANDY CROSSING CARE CENTER	1	284	13	4%	298
HARDEE COUNTY HEALTH DEPARTMENT		236	62	21%	298
BAY VILLAGE OF SARASOTA INC		295	3	1%	298
ST LUCIE EMPLOYEE HEALTH & WELLNESS CENTER		293	5	2%	298
OCEAN VIEW NURSING AND REHAB CENTER		283	15	5%	298
BOCA BIOLISTICS REFERENCE LABORATORY	2	185	110	37%	297
HEALTH FIRST ADVENTHEALTH CENTRA CARE - TITUSVILLE		56	241	81%	297
PRO HEALTH		74	222	75%	296
BUENA VISTA URGENT CARE		264	32	11%	296
ATLANTIC SHORES NURSING AND REHAB CENTER	1	285	9	3%	295
SUNLAND MARIANNA COX MEDICAL CENTER		255	40	14%	295
ROSEWOOD HEALTH AND REHABILITATION CENTER		274	21	7%	295
SIGNATURE HEALTHCARE OF NORTH FLORIDA		292	2	1%	294
VILLAGE DOCTORS FAMILY MEDICAL CENTER OF		233	59	20%	292
NORTHWEST MEDICAL CENTER CLINICAL LABORATORY		175	117	40%	292
OSPREY LODGE		232	58	20%	290
HEALTH PARK CARE CENTER		287	3	1%	290
PALM GARDEN OF GAINESVILLE	2	285	2	1%	289
AUBURN UNIVERSITY MEDICAL CLINIC		227	62	21%	289
ARGO SENIOR LIVING AT HAVERHILL		270	18	6%	288
CLINICAL ENTERPRISE, INC		270	18	6%	288
AVENTURA REHAB AND NURSING CENTER		281	6	2%	287
COLOR GENOMICS, INC.	2	278	6	2%	286
LAKELAND REGIONAL HEALTH SYSTEMS INC		20	266	93%	286
KISSIMMEE FACILITY OPERATIONS LLC		266	20	7%	286
FG RAPID RESULTS	2	116	167	59%	285
PIONEER CLINICAL LAB, LLC		182	103	36%	285
SPECIALTY HEALTH AND REHABILITATION CENTER		260	25	9%	285
ST JAMES HEALTH AND REHABILITATION CENTER		201	84	29%	285
SPRINGTREE REHAB & HEALTH CARE CENTER		269	16	6%	285
SERENADES IN THE VILLAGES		231	54	19%	285
LAKE EUSTIS HEALTH AND REHABILITATION CENTER		275	7	2%	282
VITAS HEALTHCARE CORPORATION		279	3	1%	282
AVANTE AT LEESBURG INC		281			281
CONSULATE HEALTH CARE OF SAFETY HARBOR		275	6	2%	281
PALMS REHABILITATION AND HEALTHCARE CENTER		246	35	12%	281
SILVER CREEK SENIOR LIVING COMMUNITY		276	5	2%	281
FL HUD DESTIN, LLC D/B/A GRAND BOULEVARD HEALTH		247	34	12%	281

COVID-19: testing by laboratory

Data through Feb 4, 2021 verified as of Feb 5, 2021 at 09:25 AM

Data in this report are provisional and subject to change.

The numbers in the table below represent the number of Florida and non-Florida residents for whom test results were received by the Department of Health. A person can be tested by more than one laboratory and can have both positive and negative results. **Therefore, the sum of the numbers in each column will be larger than the total number of people tested.**

Reporting lab	Inconclusive	Negative	Positive	Percent positive	Total
AVANTE AT MT DORA		278	3	1%	281
BRIDGEWATER PARK HEALTH AND REHAB		257	23	8%	280
ADDINGTON PLACE AT WELLINGTON GREEN		275	4	1%	279
HOMESTEAD MANOR	2	237	40	14%	279
THE SPRINGS AT BOCA CIEGA BAY		270	9	3%	279
TAMARAC REHABILITATION & HEALTH CENTER		276	2	1%	278
UNIVERSITY OF TAMPA INC, THE		276	2	1%	278
FLORIDA HEART & VASCULAR MULTISPECIALTY GROUP PA		192	86	31%	278
PRUITT HEALTH-SANTA ROSA		275	2	1%	277
SAINTS 120 LLC	1	242	34	12%	277
AURORA DIAGNOSTICS BERNHARDT LABORATORIES PATHOLOGY SERVICE		190	87	31%	277
BRISTOL AT TAMPA, THE	3	265	8	3%	276
ASSOCIATESMD MEDICAL GROUP INC		229	47	17%	276
LUTHERAN HAVEN		268	8	3%	276
SAMANTHA WILSON CARE CENTER	3	263	9	3%	275
ST JUDE CHILDREN'S RESEARCH HOSPITAL		260	15	5%	275
WESTCHESTER GARDENS LIMITED PARTNERSHIP		269	5	2%	274
ORLANDO VA MEDICAL CENTER			274	100%	274
NATIONS BEST FAMILY HEALTH CARE		112	162	59%	274
Glades West Rehabilitation and Nursing Center		266	8	3%	274
JACKSON PLAZA NURSING & REHAB CENTER	6	261	6	2%	273
The Care Center at Pinellas Park	1	263	8	3%	272
QUALITOX LABORATORIES		105	167	61%	272
ANCIENT CITY PEDIATRICS		257	14	5%	271
LIFE CARE CENTER OF WINTER HAVEN		253	18	7%	271
REGENTS PARK OF BOCA RATON		269	2	1%	271
Rehabilitation Center for Park Place LLC		258	11	4%	269
HEATHER HILL HEALTHCARE CENTER		227	42	16%	269
PREMIER PLACE AT THE GLENVIEW		260	8	3%	268
PERSONALIZED GENETIC TESTING	1	175	92	34%	268
EXACT SCIENCES LABORATORIES, LLC		200	68	25%	268
NAPLES CHILDREN'S URGENT CARE		223	44	16%	267
HCSO OCCUPATIONAL HEALTH AND WELLNESS CENTER		207	59	22%	266
ADVENT HEALTH CENTRA CARE - ORMOND BEACH		113	153	58%	266
KENNEDY PAIN CLINIC GROUP LLC		239	27	10%	266
LONGWOOD FAMILY PRACTICE		205	61	23%	266
FLOMEDILAB		61	204	77%	265
SUNSHINE URGENT CARE LLC		153	111	42%	264
RIVERS FAMILY MEDICINE PA		192	72	27%	264
ADVENT HEALTH CARE CENTER	9	243	12	5%	264
ELMHURST HOSPITAL CENTER	1	247	16	6%	264
RULEME CENTER	2	236	25	10%	263
DAVID SCOTT MADWAR MD PA		236	26	10%	262
renaissance health and rehabilitation center		245	17	6%	262
REHABILITATION CENTER OF LAKE CITY, THE		233	28	11%	261
BEAR CREEK NURSING CENTER		256	4	2%	260

COVID-19: testing by laboratory

Data through Feb 4, 2021 verified as of Feb 5, 2021 at 09:25 AM

Data in this report are provisional and subject to change.

The numbers in the table below represent the number of Florida and non-Florida residents for whom test results were received by the Department of Health. A person can be tested by more than one laboratory and can have both positive and negative results. **Therefore, the sum of the numbers in each column will be larger than the total number of people tested.**

Reporting lab	Inconclusive	Negative	Positive	Percent positive	Total
CLIFFORD CHESTER SIMS VA NURSING HOME		251	9	3%	260
WATSON THERAPEUTICS INC		248	12	5%	260
ROSEN MEDICAL CENTER		224	36	14%	260
CONSULATE HEALTHCARE OF KISSIMMEE		247	12	5%	259
INTERNAL MEDICINE & PEDIATRICS OF TAMPA BAY PA		212	47	18%	259
TUSKAWILLA NURSING AND REHAB CENTER	2	250	7	3%	259
Solaris Healthcare Lake Bennet		226	32	12%	258
PROTEUS MOLECULAR AND CLINICAL LAB	1	148	109	42%	258
FLORIDA WOMAN CARE LABORATORY LLC		232	26	10%	258
Fernandina Beach Rehabilitation and Nursing Center		255	2	1%	257
SERANADES BY SONATA WEST ORANGE		227	29	11%	256
DIGNITY HEALING, LLC		244	12	5%	256
Solaris Healthcare Coconut Creek		250	6	2%	256
PEDIATRIC HEALTH CARE ALLIANCE, PA		230	24	9%	254
TALLAHASSEE NHHI LLC	1	226	27	11%	254
UNIVERSITY OF TAMPA STUDENT HEALTH AND SHC CLINICAL LABORATORY		108	146	57%	254
BAYA POINTE NURSING AND REHABILITATION		170	83	33%	253
CROSS POINTE CARE CENTER	2	250	1	0%	253
MANOR CARE OF NAPLES FL LLC		250	3	1%	253
Solaris HealthCare Imperial		245	8	3%	253
FAMILY CARE PARTNERS OF NE FLORIDA LLC		187	66	26%	253
SHELL POINT VILLAGE MEDICAL CENTER		246	7	3%	253
LAKE PARK OF MADISON		244	7	3%	251
HOLIDAY CVS LLC DBA CVS/PHARMACY #0440		244	7	3%	251
CHAUTAUQUA REHABILITATION AND NURSING CENTER		241	9	4%	250
BRENTWOOD RETIREMENT COMMUNITY	5	215	29	12%	249
BAPTIST PRIMARY CARE, INC		230	18	7%	248
MARTIN MEMORIAL MEDICAL CENTER LAB		128	119	48%	247
STEWART SEBASTIAN RIVER MEDICAL CENTER		208	38	15%	246
CARRINGTON PLACE OF ST PETE LLC		242	4	2%	246
BROWARD NURSING & REHABILITATION CTR	8	231	7	3%	246
ROSEWOOD HEALTHCARE & REHABILITATION CENTER		239	6	2%	245
Heritage Healthcare at Tallahassee		239	5	2%	244
ADVENTHEALTH EXPRESS CARE AT WALGREENS 49TH STREET		201	43	18%	244
MALABAR/ADVENT CENTRA CARE		48	196	80%	244
SILVERCREST HEALTH AND REHABILITATION CENTER	3	235	6	2%	244
PEDIATRIC ASSOCIATES OF OCALA PA		216	28	11%	244
ACCURATE DIAGNOSTIC LABS, INC		229	14	6%	243
URGENT CARE EXPRESS LLC		1	242	100%	243
ST CATHERINE'S WEST REHABILITATION HOSPITAL		231	12	5%	243
HARBOURWOOD	1	238	4	2%	243
ARCHER HEALTH VENTURES, LLC		217	25	10%	242
BUREAU OF CLINICAL LABORATORIES		202	40	17%	242
GOOD SAMARITAN CARES		236	5	2%	241
ADVENTHEALTH MEDICAL GROUP PROMPT CAR	1	166	74	31%	241
CENTRAL FLORIDA HEALTH CARE INC		184	55	23%	239

COVID-19: testing by laboratory

Data through Feb 4, 2021 verified as of Feb 5, 2021 at 09:25 AM

Data in this report are provisional and subject to change.

The numbers in the table below represent the number of Florida and non-Florida residents for whom test results were received by the Department of Health. A person can be tested by more than one laboratory and can have both positive and negative results. **Therefore, the sum of the numbers in each column will be larger than the total number of people tested.**

Reporting lab	Inconclusive	Negative	Positive	Percent positive	Total
PALM GARDEN OF AVENTURA		236	3	1%	239
COMMUNITY HEALTH AND REHABILITATION CENTER		183	56	23%	239
SOUTHWEST ORLANDO FAMILY MEDICINE, PL		194	44	18%	238
Parkview Rehabilitation Center at Winter Park		233	5	2%	238
Sunset Point Center		234	4	2%	238
ELMCROFT PINECREST	1	217	20	8%	238
CHIPOLA HEALTH AND REHAB		220	17	7%	237
Vi at Lakeside Village Skilled Nursing		230	5	2%	235
REGENTS PARK AT AVENTURA		221	14	6%	235
AVECINA MOBILE		121	114	49%	235
BAY TREE CARE AND REHABILITATION CENTER		197	38	16%	235
OAK HAMMOCK AT THE UNIVERSITY OF FLORIDA		229	6	3%	235
FLORIDA CLINICAL LABORATORY-BIOREFERENCE LABORATORIES		87	148	63%	235
RIVERWOOD HEALTH NH LLC		195	39	17%	234
PEDIATRICS BY THE SEA		227	7	3%	234
AMERICAN HOUSE SENIOR LIVING		186	48	21%	234
TIERRA PINES CENTER		223	11	5%	234
MEMPHIS PATHOLOGY LABORATORY	4	212	17	7%	233
TERRACES OF LAKE WORTH CARE CENTER□		219	12	5%	231
FORT MYERS REHABILITATION AND NURSING CENTER		205	26	11%	231
EXCEL PEDIATRICS		189	42	18%	231
USA HEALTH UNIVERSITY HOSPITAL CLINICAL LABORATORY	1	224	5	2%	230
W FRANK WELLS NURSING HOME		203	27	12%	230
ManorCare Health Services-Palm Harbor	1	229			230
MANORCARE AT LELY PALMS		225	5	2%	230
LASER & SURGERY CENTER OF THE PALM BEACHES□		228	1	0%	229
VETERANS AFFAIRS MEDICAL CENTER - MIAMI		1	228	100%	229
TGH		1	228	100%	229
HOLLEY NAVARRE MEDICAL CLINIC		168	61	27%	229
MIAMI JEWISH HEALTH SYSTEMS, INC	2	218	8	4%	228
BAPTIST PRIMARY CARE INC	1	204	23	10%	228
MAGNOLIA FAMILY URGENT CARE		197	31	14%	228
24/7 PEDIATRIC CARE CENTERS INC		208	19	8%	227
MANDARIN PEDIATRICS		209	18	8%	227
LYNN HAVEN SPORTS COMPLEX-WALKON CLINIC		21	206	91%	227
ONESTOP MEDICAL AND URGENT CARE LLC		189	38	17%	227
WESTWOOD HEALTHCARE SNF		189	38	17%	227
Coastal Health and Rehabilitation Center		217	9	4%	226
EDGEWATER AT WATERMAN VILLAGE,THE		211	15	7%	226
Solaris Senior Living North Naples ALF		217	9	4%	226
AVON PARK PEDIATRICS INC	3	202	20	9%	225
PARKS HEALTHCARE & REHABILITATION CTR	4	211	10	4%	225
HOMESTEAD VILLAGE		216	9	4%	225
Lakewood Nursing Center		196	29	13%	225
ADVANCED AMBULATORY SURGERY CENTER		214	11	5%	225
Avante at Inverness		224			224

COVID-19: testing by laboratory

Data through Feb 4, 2021 verified as of Feb 5, 2021 at 09:25 AM

Data in this report are provisional and subject to change.

The numbers in the table below represent the number of Florida and non-Florida residents for whom test results were received by the Department of Health. A person can be tested by more than one laboratory and can have both positive and negative results. **Therefore, the sum of the numbers in each column will be larger than the total number of people tested.**

Reporting lab	Inconclusive	Negative	Positive	Percent positive	Total
FLORIDA HEALTH CARE PLANS			223	100%	223
LEHIGH VALLEY GENOMICS			223	100%	223
Chatsworth at PGA National, LLC		213	9	4%	222
JACKSONVILLE KIDS PEDIATRICS, PLLC		191	31	14%	222
AMBULATORY SURGERY CENTER OF BOCA RATON LTD		221	1	0%	222
ESTERO ISLAND MEDICAL CENTER		176	46	21%	222
OCALA FAMILY MEDICAL CENTER INC	1	181	40	18%	222
PAVILION FOR HEALTHCARE, THE		220	2	1%	222
ARCPPOINT LABS OF SARASOTA MANATEE		148	73	33%	221
ABBOTT LABORATORIES		142	79	36%	221
FHMG FLORIDA HOSPITAL MEDICAL GROUP		191	29	13%	220
LAKELAND REGIONAL HEALTH PABLO		188	32	15%	220
HAVEN OF OUR LADY OF PEACE INC		211	8	4%	219
KINDRED HOSPITAL	7	207	5	2%	219
FELLOWSHIP HOME AT THE FAIRWAY LLC		213	6	3%	219
WOOD LAKE HEALTH AND REHABILITATION CENTER		219			219
JAMES A HALEY VETERANS HOSPITAL			219	100%	219
Boynton Beach Rehabilitation Center	2	213	4	2%	219
Avante at Orlando		214	4	2%	218
FRICKS PHARMACY		164	54	25%	218
Life Care Center at Inverrary		214	3	1%	217
THE MANOR AT CARPENTERS		185	32	15%	217
LAKE PORT SQUARE		200	17	8%	217
ADVENT HEALTH - ORLANDO		160	56	26%	216
ST. CLOUD REGIONAL MEDICAL CENTER		199	17	8%	216
TAVARES PEDIATRICS		180	35	16%	215
PEDIATRICS IN BREVARD PA		188	27	13%	215
Consulate Health Care of North Fort Myers		203	12	6%	215
GATEWAY/ADVENT CENTRA CARE	1	24	189	88%	214
BLOCK, NATION, CHASE, AND SMOLEN FAMILY MEDICINE		157	57	27%	214
Lake Port Square Health Center		198	15	7%	213
UCC - WELLINGTON		3	209	99%	212
SIGNATURE HEALTHCARE AT THE COURTYARD		165	47	22%	212
PCB CLINIC		167	45	21%	212
CONSULATE HEALTH CARE OF WINTER HAVEN		209	3	1%	212
ORANGE COUNTY HEALTH DEPT		201	11	5%	212
POCONO MEDICAL CENTER		212			212
SUNRISE DIAGNOSTIC LABORATORY		158	53	25%	211
HOLISTIX TREATMENT CENTERS		204	6	3%	210
CYPRESS COVE		204	6	3%	210
OKEECHOBEE COUNTY HEALTH DEPT	1	136	73	35%	210
AMERICAN FINNISH NURSING HOME	1	204	5	2%	210
ATLANTIC URGENT CARE		141	68	33%	209
Taylor Care Center		204	5	2%	209
Whispering Oaks	11	175	23	11%	209
AZALEA TRACE		196	13	6%	209

COVID-19: testing by laboratory

Data through Feb 4, 2021 verified as of Feb 5, 2021 at 09:25 AM

Data in this report are provisional and subject to change.

The numbers in the table below represent the number of Florida and non-Florida residents for whom test results were received by the Department of Health. A person can be tested by more than one laboratory and can have both positive and negative results. **Therefore, the sum of the numbers in each column will be larger than the total number of people tested.**

Reporting lab	Inconclusive	Negative	Positive	Percent positive	Total
The Palace Nursing and Rehabilitation Center		209			209
ASCENSION MEDICAL GROUP		4	205	98%	209
FIRST CHOICE PRIMARY CARE		164	44	21%	208
Cross Gardens Care Center		207	1	0%	208
DOCTORS MEMORIAL FAMILY MEDICINE	2	142	63	30%	207
CENTERSTONE OF FLORIDA		192	14	7%	206
NORTH FLORIDA PEDIATRICS - MARIANNA		169	37	18%	206
THE RESIDENCE AT TIMBER PINES	4	177	24	12%	205
FULGENT GENETICS	2	163	39	19%	204
CHIPOLA MEDICAL ASSOCIATES, LLC		142	62	30%	204
Orchid Cove at Sarasota		203	1	0%	204
WASHINGTON REHAB AND NURSING		195	9	4%	204
CORAL REEF NURSING & REHABILITATION CENTER		200	4	2%	204
SUPERIOR RESIDENCES OF PANAMA CITY BEACH		197	6	3%	203
PORT SAINT LUCIE HOSPITAL		194	9	4%	203
FLORIDA KEYS PEDIATRICS & ADOLESCENT CENTER		192	10	5%	202
HEALTH FIRST - HOLMES REGIONAL MEDICAL CENTER		32	170	84%	202
POLK COUNTY HEALTH DEPARTMENT		178	24	12%	202
LAKESIDE NEUROLOGIC		193	9	4%	202
GLENRIDGE ON PALMER RANCH,THE		195	7	3%	202
WIREGRASS DIRECT PRIMARY CARE PLLC		170	32	16%	202
PATHGROUP LABS LLC		97	105	52%	202
BROOKDALE ATRIM WAY		198	4	2%	202
DISCOVERY VILLAGE AT MELBOURNE		180	21	10%	201
Governors Creek Health and Rehabilitation	1	198	2	1%	201
VAMC WEST PALM LAB		5	196	98%	201
HERITAGE HEALTHCARE AND REHABILITATION CENTER		195	5	3%	200
BOND CLINIC, PA		141	59	30%	200
NORTH FLORIDA PEDIATRICS PA - DUVAL		174	26	13%	200
TRENTON MEDICAL CENTER INC DBA PALMS MEDICAL GROUP	4	140	55	28%	199
LIFE CARE CENTER OF PORT ST. LUCIE		190	9	5%	199
SOLARIS SENIOR LIVING VERO BEACH		192	7	4%	199
ST PETERSBURG PEDIATRICS-PARK BLVD		178	21	11%	199
SARAPATH DIAGNOSTICS		97	102	51%	199
LAUREL POINT CARE ACQUISITION LLC DBA SANDGATE GARDENS REHAB AND NURSI		171	27	14%	198
Life Care Center of Punta Gorda	1	186	11	6%	198
ADVENT HEALTH - CARROLLWOOD	4	169	25	13%	198
DEPARTMENT OF HEALTH & HUMAN SERVICES		198			198
MACTOWN, INC		196	2	1%	198
FORT PIERCE HEALTH CARE		192	5	3%	197
STATMED QUICK QUALITY CLINIC AT NORTH PINELLAS		65	131	67%	196
San Jose Health & Rehabilitation		191	5	3%	196
ADVENT HEALTH CENTRA CARE - APOPKA NORTH		166	30	15%	196
WHITE WILSON MEDICAL IMMEDIATE CARE NICEVILLE		1	195	99%	196
PALM BEACH PEDIATRICS PA	2	175	18	9%	195
Crossbreeze care center		193	2	1%	195

COVID-19: testing by laboratory

Data through Feb 4, 2021 verified as of Feb 5, 2021 at 09:25 AM

Data in this report are provisional and subject to change.

The numbers in the table below represent the number of Florida and non-Florida residents for whom test results were received by the Department of Health. A person can be tested by more than one laboratory and can have both positive and negative results. **Therefore, the sum of the numbers in each column will be larger than the total number of people tested.**

Reporting lab	Inconclusive	Negative	Positive	Percent positive	Total
ABBIEJEAN RUSSELL CARE CENTER		195			195
NSPIRE HEALTHCARE LAUDERHILL		188	6	3%	194
TRINITY REGIONAL REHAB CENTER		179	15	8%	194
ARCPPOINT LABS OF ST PETERSBURG		118	76	39%	194
Bayside Health and Rehabilitation		164	29	15%	193
BAYVIEW CENTER		188	5	3%	193
KR at Hillsborough Lakes/Lutz Healthcare		183	10	5%	193
ADVENT HEALTH CENTRA CARE - DAYTONA BEACH		94	99	51%	193
Consulate Healthcare of West Palm Beach		177	16	8%	193
Nspire Health Care Kendall		183	10	5%	193
ST MARK VILLAGE		188	5	3%	193
ST PETERSBURG PEDIATRICS-SEMINOLE BLVD		158	35	18%	193
CONSULATE HEALTH CARE OF MELBOURNE		189	3	2%	192
ADVENTHEALTH EXPRESS CARE AT		142	49	26%	191
HEALTH LINK DIAGNOSTIC LABORATORIES		182	9	5%	191
SARNO EXTENDED HOURS		124	67	35%	191
CONEY ISLAND HOSPITAL		184	7	4%	191
NEO GENOMICS - FORT MYERS	1	183	6	3%	190
LAKE VIEW CARE CENTER AT DELRAY		183	6	3%	189
CYPRESS POINT LIVING, LLC		175	14	7%	189
WOMEN'S CARE FLORIDA LABORATORY		183	5	3%	188
OCEAN REEF MEDICAL CENTER		150	38	20%	188
TARPON POINT NURSING AND REHABILITATION CENTER		185	3	2%	188
FAMILY EXPRESS URGENT CARE			187	100%	187
BORLAND GROOVER CLINIC	1	153	33	18%	187
ANTHEM LAKES LLC		151	35	19%	186
PLANTATION NURSING & REHAB CENTER		186			186
BARTON HEALTH ALLIANCE		152	34	18%	186
FINLAY CLINICAL LABORATORY INC		36	149	81%	185
INN AT ASTON GARDENS, THE		178	7	4%	185
BOCA RATON REHABILITATION CENTER	4	178	3	2%	185
WATERMARK LAKE POINTE WOODS LLC		167	18	10%	185
ADVENT		172	13	7%	185
HOSPICE OF LAKE & SUMTER INC		184	1	1%	185
ST. JAMES BAY HEALTH AND REHABILITATION CENTER		183	1	1%	184
WALGREENS 10670		163	21	11%	184
WALGREENS 3173		170	14	8%	184
DE LUNA HEALTH AND REHABILITATION CENTER		162	22	12%	184
ARBOR FACILITY INC		184			184
VETERANS AFFAIRS ORLANDO VA MEDICAL CENTER			183	100%	183
VILLAGES REGIONAL HOSPITAL SURGERY CENTER LLC, THE		144	39	21%	183
ADVENT HEALTH CENTRA CARE - WESLEY CHAPEL		13	170	93%	183
NIGHT LITE PEDIATRICS WINTER GARDEN		144	38	21%	182
NADAL PEDIATRICS - VICTORIA STREET (3385)		153	28	15%	181
Life Care Center of Sarasota		169	12	7%	181
LA MER NH LLC		177	4	2%	181

COVID-19: testing by laboratory

Data through Feb 4, 2021 verified as of Feb 5, 2021 at 09:25 AM

Data in this report are provisional and subject to change.

The numbers in the table below represent the number of Florida and non-Florida residents for whom test results were received by the Department of Health. A person can be tested by more than one laboratory and can have both positive and negative results. **Therefore, the sum of the numbers in each column will be larger than the total number of people tested.**

Reporting lab	Inconclusive	Negative	Positive	Percent positive	Total
FLORIDA HEALTH CARE PLAN INC		2	177	99%	179
PADDOCK RIDGE		176	3	2%	179
BAPTIST HEALTH PRIMARY CARE	1	134	43	24%	178
Surrey Place Healthcare and Rehabilitation		176	2	1%	178
Heritage Park Rehabilitation & Healthcare		159	18	10%	177
ADVENT HEALTH CENTRA CARE - CARROLLWOOD		5	172	97%	177
GEORGIA DEPARTMENT OF PUBLIC HEALTH	1	5	170	97%	176
Emory L Bennett State Veterans Nursing Home		173	3	2%	176
MEDICAL CONSULTANTS OF FLORIDA LLC	1	142	33	19%	176
Heartland Healthcare of Ft. Myers	1	175			176
OAKBROOK HEALTH AND REHABILITATION CENTER	1	160	14	8%	175
CORAL GABLES NURSING & REHABILITATION CENTER		166	9	5%	175
EDGEWOOD NURSING CENTER		168	7	4%	175
PLANT CITY PEDIATRICS		148	27	15%	175
Consulate Health Care of St. Petersburg		174	1	1%	175
Cross Terrace REhabilitation		173	1	1%	174
ORLANDO HEALTH EMERGENCY DEPARTMENT		163	11	6%	174
ASTON GARDENS AT PELICAN MARSH		169	5	3%	174
COLONY CLUB ALF,THE		161	13	7%	174
The Inn at Sarasota Bay Club		172	2	1%	174
AMELIA MEDICAL CARE		28	146	84%	174
HUNT CLUB PEDIATRIC ASSOCIATES, P.A.		144	29	17%	173
EVENT MED SERVICES LABORATORY		170	3	2%	173
CANTERFIELD OF CLAY COUNTY		136	37	21%	173
The Waterford		171	2	1%	173
DISCOVERY VILLAGE AT NAPLES		155	17	10%	172
NO FLORIDA PEDIATRICS, PA		148	24	14%	172
Concordia Village of Tampa AL		168	4	2%	172
MATHISON RETIREMENT COMMUNITY, INC	1	163	8	5%	172
MEDIPATH LLC		2	170	99%	172
ADVENT HEALTH - LAKE NONA		145	25	15%	170
ARTHREX MEDICAL CENTER	1	70	98	58%	169
AMA MEDICAL GROUP LLC		142	27	16%	169
HOSPITAL FOR SPECIAL SURGERY		166	3	2%	169
LCS SANDHILL COVE LLC DBA	6	156	7	4%	169
ALL SEASONS NAPLES LLC		164	5	3%	169
GOOD SAMARITAN SOCIETY OF DELAND		159	10	6%	169
LAB CORP	1	94	73	43%	168
ALLSOUTH URGENT CARE		6	162	96%	168
PANAMA CITY DEVELOPMENTAL CENTER		168			168
PATRIOT MEDICAL LABORATORIES		161	7	4%	168
CANTERFIELD OF OCALA, LLC		156	11	7%	167
ROSECASTLE OF CITRUS		137	30	18%	167
URGENT CARE OF THE PALM BEACHES, NORTH PALM BEACH			167	100%	167
PONTE VEDRA GARDENS		166	1	1%	167
ADVENT HEALTH CENTRA CARE - TEMPLE TERRACE	1	103	62	37%	166

COVID-19: testing by laboratory

Data through Feb 4, 2021 verified as of Feb 5, 2021 at 09:25 AM

Data in this report are provisional and subject to change.

The numbers in the table below represent the number of Florida and non-Florida residents for whom test results were received by the Department of Health. A person can be tested by more than one laboratory and can have both positive and negative results. **Therefore, the sum of the numbers in each column will be larger than the total number of people tested.**

Reporting lab	Inconclusive	Negative	Positive	Percent positive	Total
PRIMECARE OF DOTHAN		115	51	31%	166
VI AT BENTLEY VILLAGE HOME CARE		166			166
MEDICAL CENTER AT OCEAN REEF,THE		157	8	5%	165
YOUR FAMILY WALK-IN CLINIC		13	151	92%	164
BENDERSON FAMILY SKILLED NURSING AND□		147	17	10%	164
DOCTORS MEMORIAL HOSPITAL		44	120	73%	164
ST ANTHONYS REHABILITATION HOSPITAL	9	152	2	1%	163
OSPREY VILLAGE AT AMELIA ISLAND LTD		155	8	5%	163
LEESBURG PEDIATRICS		148	15	9%	163
TRI COUNTY NURSING HOME		162	1	1%	163
PALM HARBOR FAMILY PRACTICE & WALK-IN		117	46	28%	163
TUSCAN GARDENS OF VENETIA MANAGEMENT COMPANY		150	13	8%	163
BRADENTON HEALTH CARE		163			163
VIERA MANOR ASSISTED LIVING RESIDENCE		156	7	4%	163
US MEDICAL CARE, INC		146	17	10%	163
LAKEVIEW INTERNAL MEDICINE		110	52	32%	162
SOMERBY LAKE NONA		154	7	4%	161
SANDY PINES	2	141	18	11%	161
GREENBRIAR REHABILITATION AND NURSING CENTER	1	159			160
TUSCAN GARDENS OF PALM COAST		157	3	2%	160
GLADES HEALTH CARE CENTER		157	3	2%	160
KEYSTONE REHAB		160			160
FIRST CHOICE PEDIATRICS SEMORAN		80	80	50%	160
Sunnyside Nursing Home		156	3	2%	159
ARCADIA HEALTH AND REHABILITATION CENTER		100	59	37%	159
EXOSOME DIAGNOSTICS	1	141	17	11%	159
WUESTHOFF REF LABORATORY			158	100%	158
MEADOWCREST FAMILY PHYSICIANS		97	61	39%	158
CAYUGA MEDICAL CENTER AT ITHACA		153	5	3%	158
BEACON AT GULF BREEZE, THE	2	149	7	4%	158
TIMBERRIDGE NURSING HOME & REHAB		123	33	21%	156
BARKLEY PLACE	1	151	4	3%	156
Englewood Healthcare and Rehab		141	15	10%	156
JACKSONVILLE NURSING AND REHAB CENTER		150	6	4%	156
CENTRAL FLORIDA HEALTHCARE GROUP LLC		134	21	14%	155
WOODBIDGE FACILITY INC		151	4	3%	155
STERLING HOUSE OF DELAND		154	1	1%	155
COCOA BEACH/ADVENT CENTRA		41	114	74%	155
PRUITT HEALTH		153	2	1%	155
LUIS A GHIGLINO MD PA		150	5	3%	155
UNIVERSITY OF MIAMI		30	125	81%	155
EDWARD J HEALEY REHAB & NURSING CENTER		155			155
GUEST HOUSE OCALA, THE		151	3	2%	154
DIAMOND RIDGE		147	7	5%	154
ARDEN COURTS OF LARGO FL, LLC		141	13	8%	154
PALMETTO FACILITY INC	1	153			154

COVID-19: testing by laboratory

Data through Feb 4, 2021 verified as of Feb 5, 2021 at 09:25 AM

Data in this report are provisional and subject to change.

The numbers in the table below represent the number of Florida and non-Florida residents for whom test results were received by the Department of Health. A person can be tested by more than one laboratory and can have both positive and negative results. **Therefore, the sum of the numbers in each column will be larger than the total number of people tested.**

Reporting lab	Inconclusive	Negative	Positive	Percent positive	Total
CITRUS HEALTH AND REHAB		128	26	17%	154
PENSACOLA PEDIATRICS, PA		137	17	11%	154
PRECISION GENETICS, INC		148	4	3%	152
CSL PLASMA		29	123	81%	152
QUOTIENT SCIENCES		105	47	31%	152
BRIGHTON EGGERT PHARMACY INC		147	5	3%	152
GENE BY GENE		61	91	60%	152
FAWCETT MEMORIAL HOSPITAL-LAB		39	113	74%	152
MIRACLE HILL NURSING & REHABILITATION CENTER INC		147	5	3%	152
SOUTH BALDWIN REGIONAL MEDICAL CENTER		142	9	6%	151
DEPARTMENT OF HEALTH BUREAU OF FAMILY		150	1	1%	151
LABORATORY OF FLORIDA		97	53	35%	150
ARDEN COURTS OF SEMINOLE		119	31	21%	150
ROSECASTLE OF ZEPHRHILLS		148	2	1%	150
MID FLORIDA PATHOLOGY LLC MOBILE UNIT #4		102	48	32%	150
THE ARLINGTON OF NAPLES INC.		146	3	2%	149
ZON BEACHSIDE LLC		122	27	18%	149
PRECISION HEALTH RESOURCES, LLC	1	133	15	10%	149
BAY VUE NURSING AND REHABILITATION CENTER		139	10	7%	149
Chatham Glen Healthcare and Rehabilitation Center		143	6	4%	149
ADVANCED MEDICAL GROUP		1	148	99%	149
NEW YORK CITY DEPARTMENT OF HEALTH & MENTAL		119	29	20%	148
ANGELS DIAGNOSTIC GROUP		119	29	20%	148
SUWANNEE VALLEY NURSING CENTER		137	11	7%	148
NORTH FLORIDA INTERNAL MEDICINE PA		115	33	22%	148
REFUAH HEALTH CENTER LABORATORY		140	7	5%	147
SAMIR EBEID MD		133	14	10%	147
GOLD CHOICE SENIOR COMMUNITIES		107	40	27%	147
HEARTLAND PEDIATRICS OF LAKE PLACID PA		128	19	13%	147
GRACE PEDIATRICS		122	25	17%	147
NATURE COAST MEDICAL GROUP		60	87	59%	147
DOCTORS MEMORIAL FAMILY PRACTICE	2	111	33	23%	146
SEAGRASS VILLAGE FLEMING ISLAND		110	36	25%	146
MORSELIFE MEMORY CARE RESIDENCE		138	7	5%	145
REGENCY CARE OF BLOUNTSTOWN LLC		135	10	7%	145
BROOKDALE OF SPRING HILL	9	135	1	1%	145
WELL HEALTH WORKS	1	124	19	13%	144
BAY COUNTY SHERIFFS OFFICE JAIL FACILITY		128	16	11%	144
POINTE, THE		117	27	19%	144
NCRNC INC		140	4	3%	144
MOBILE INFIRMARY MED CENTER PATH LAB		129	15	10%	144
JEFFERY WEINZWEIG		2	141	99%	143
RESTORE HEALTH URGENT CARE		78	65	45%	143
PALM BEACH COUNTY HEALTH DEPT LAB	4	133	6	4%	143
MACCLENNY NURSING AND REHAB		127	16	11%	143
HUNT CLUB PEDIATRIC ASSOCIATES PA		88	55	38%	143

COVID-19: testing by laboratory

Data through Feb 4, 2021 verified as of Feb 5, 2021 at 09:25 AM

Data in this report are provisional and subject to change.

The numbers in the table below represent the number of Florida and non-Florida residents for whom test results were received by the Department of Health. A person can be tested by more than one laboratory and can have both positive and negative results. **Therefore, the sum of the numbers in each column will be larger than the total number of people tested.**

Reporting lab	Inconclusive	Negative	Positive	Percent positive	Total
Quail Run Health Care Center		143			143
DAIRY ROAD URGENT CARE		70	72	51%	142
SUNNY HILLS ALF OF SEBRING INC		131	11	8%	142
ADVENTHEALTH CENTRA CARE PONCIANA	1	81	60	42%	142
NOVARI CARE LLC		97	44	31%	141
WRIGHTS HEALTH CARE AND REHABILITATION CENTER		111	30	21%	141
VENICE REGIONAL BAYFRONT HEALTH (PULMONARY)		126	15	11%	141
QUICK CARE MED LLC	1	120	20	14%	141
CHILDREN MED CARE INC		121	20	14%	141
LAKEVIEW TERRACE RETIREMENT COMMUNITY		124	17	12%	141
UNITED CLINICAL LABORATORIES		132	9	6%	141
PORT ST LUCIE REHABILITATION AND HEALTHCARE		98	43	30%	141
WHITE-WILSON MEDICAL CENTER - FORT WALTON BEACH		134	6	4%	140
WIMAUMA COMMUNITY HEALTH CENTER		107	33	24%	140
SPRINGS AT LAKE POINTE WOODS		138	2	1%	140
WORKPLACE SCREENING INTELLIGENCE			140	100%	140
BROOKDALE DESTIN		127	12	9%	139
ARDEN COURTS OF TAMPA		138	1	1%	139
AFTER HOURS PEDIATRICS INC	1	1	137	99%	139
OAKS OF KISSIMMEE HEALTH AND REHABILITATION CENTER		136	3	2%	139
Gulf Coast Healthcare (Longwood Health and Rehab		118	21	15%	139
AMERICAN PATHOLOGY PARTNERS		136	2	1%	138
The Crossroads		137	1	1%	138
BROOKDALE ORANGE PARK		137	1	1%	138
PROVIDENCE HOSPITAL LABORATORY		129	8	6%	137
MILLENNIUM LAB SERVICES			137	100%	137
PPC-LAB EDI ORCHARD BI		129	8	6%	137
FAMILY EXTENDED CARE OF CENTRAL TAMPA		120	17	12%	137
ADVENT HEALTH CENTRA CARE - CITRUS PARK		9	128	93%	137
MANOR AT BLUEWATER BAY		131	6	4%	137
FLORIDA ATLANTIC UNIVERSITY STUDENT HEALTH		109	28	20%	137
STERLING HOUSE OF PUNTA GORDA		135	1	1%	136
COASTAL INTERNAL MEDICINE		100	36	26%	136
ADVENT HEALTH CENTRA CARE - DELAND		28	108	79%	136
GRAVITY DIAGNOSTICS, LLC		36	100	74%	136
PEDIATRICS OF GREATER ORLANDO		119	16	12%	135
LONGWOOD HEALTH AND REHABILITATION CENTER		125	10	7%	135
ADVENT HEALTH CENTRA CARE - ORANGE CITY	1	53	81	60%	135
DAYSRING VILLAGE		113	22	16%	135
PEDIATRIC CARE CENTER		135			135
IRL MARKET LAB ALACHUA		104	31	23%	135
BAY EDUCATORS WELLNESS CENTER		82	53	39%	135
FHMG-FLORIDA HOSPITAL MEDICAL GROUP		113	22	16%	135
ARDEN COURTS OF DELRAY BEACH FL LLC	3	126	5	4%	134
LabCorp L#09258090 M#09258105		74	60	45%	134
ADVANCED MEDICAL CENTER		86	48	36%	134

COVID-19: testing by laboratory

Data through Feb 4, 2021 verified as of Feb 5, 2021 at 09:25 AM

Data in this report are provisional and subject to change.

The numbers in the table below represent the number of Florida and non-Florida residents for whom test results were received by the Department of Health. A person can be tested by more than one laboratory and can have both positive and negative results. **Therefore, the sum of the numbers in each column will be larger than the total number of people tested.**

Reporting lab	Inconclusive	Negative	Positive	Percent positive	Total
PHYSICIANS REGIONAL MEDICAL CENTER - PINE RIDGE		19	115	86%	134
POMPANO REHABILITATION AND NURSING CTR		133			133
CROSSWINDS HEALTH AND REHABILITATION CENTER		132	1	1%	133
FARAH MEDICAL		123	10	8%	133
FORT WALTON REHABILITATION CENTER		96	37	28%	133
WEDGEWOOD HEALTHCARE CENTER		92	40	30%	132
THE REHABILITATION CENTER OF LAKE CITY		127	5	4%	132
ST PETERSBURG PEDIATRICS-EAST BAY	1	107	24	18%	132
SONATA COCONUT CREEK	2	107	23	17%	132
GRAVITY DIAGNOSTICS		45	87	66%	132
PINNACLES PEDS CARE PA		132			132
DOCTOR'S IN HOUSE LABORATORY		18	113	86%	131
WALGREENS 6221		116	15	11%	131
INTEGRATED REGIONAL LABORATORIES		119	12	9%	131
THE WELLNESS CENTER AT LAKEWOOD RANCH		43	88	67%	131
HOLISTIC PEDIATRICS GROUP LLC		112	18	14%	130
CENTRACARE		17	113	87%	130
BMHSI-AEL MICROBIOLOGY LABORATORY	2	102	25	19%	129
TRI-COUNTY NURSING HOME		117	11	9%	128
VILLAGE PLACE NH LLC		104	24	19%	128
GULF COAST MEDICAL CENTER		125	3	2%	128
SHOAL CREEK REHABILITATION CENTER		85	42	33%	127
GESSLER CLINIC PA		98	29	23%	127
CHARTER SENIOR LIVING OF PANAMA CITY BEACH		106	21	17%	127
ELLENTON PEDIATRICS PA		116	11	9%	127
REGENCY PARK		109	18	14%	127
CRANE CENTER		97	30	24%	127
CORE BIO LABS		76	51	40%	127
PALMS MEDICAL GROUP HIGH SPRINGS		103	23	18%	126
Nemours Children's Urgent Care		80	46	37%	126
CLARE BRIDGE OF SARASOTA		125	1	1%	126
ALL FLORIDA FAMILY AND SPORTS MEDICINE		111	15	12%	126
HILLSBOROUGH COUNTY DEVELOPMENTAL CTR	1	117	8	6%	126
ADVENTHEALTH HOSPICE CARE CENTRAL FLORIDA		125			125
SOUTH CAMPUS FACILITY INC		119	6	5%	125
CARENOW URGENT CARE - LAKE MARY			125	100%	125
FOUNTAIN INN NURSING & REHABILITATION CTR, INC		119	6	5%	125
MY HEALTHY BLUEPRINT BY BAPTIST HEALTH CARE		99	25	20%	124
THE CLUB AND REHABILITATION CENTER		123	1	1%	124
LIFE CARE CENTER OF ALTAMONTE SPRINGS		102	22	18%	124
MV MEDICAL PRACTICE DBA PRIMARY URGENT CARE		117	7	6%	124
ARBOR GLEN AT ARBOR TRACE	2	113	9	7%	124
QUEENS HOSPITAL CENTER		116	7	6%	123
PALM BEACH COUNTY FIREFIGHTERS HEALTH CLINIC, LLC		96	27	22%	123
Signature healthcare of Jacksonville		118	5	4%	123
SUNCOAST URGENT CARE		89	34	28%	123

COVID-19: testing by laboratory

Data through Feb 4, 2021 verified as of Feb 5, 2021 at 09:25 AM

Data in this report are provisional and subject to change.

The numbers in the table below represent the number of Florida and non-Florida residents for whom test results were received by the Department of Health. A person can be tested by more than one laboratory and can have both positive and negative results. **Therefore, the sum of the numbers in each column will be larger than the total number of people tested.**

Reporting lab	Inconclusive	Negative	Positive	Percent positive	Total
DESOTO PALMS ALF		118	5	4%	123
ISLAND HEALTH AND REHABILITATION CENTER		122	1	1%	123
MANOR CARE OF PALM HARBOR		122	1	1%	123
ALTAMONTE MD			123	100%	123
DOLPHIN POINTE HEALTH CARE LLC		105	18	15%	123
FLAGLER COUNTY DETENTION CENTER		119	3	2%	122
KINDRED HOSPITAL THE PALM BEACHES		117	5	4%	122
RITECARE MEDICAL CENTER		74	48	39%	122
WESLEY HAVEN VILLA	1	113	8	7%	122
TUSCAN ISLE CHAMPIONSGATE OP CO LLC		120	2	2%	122
COQUINA CENTER		119	3	2%	122
STEWART MEDICAL GROUP		34	88	72%	122
ADVENT HEALTH CENTRA CARE - BRANDON		31	91	75%	122
Hampton Court Nursing and Rehabilitation Center		121	1	1%	122
220 GOLDEN, LLC	1	105	15	12%	121
PARKVIEW HEALTH		121			121
SEA PINES REHABILITATION HOSPITAL		120	1	1%	121
Lakeside Nursing and Rehabilitation Center	1	94	25	21%	120
URGENT CARE TCMA			120	100%	120
VIPEDIATRICS PLLC		111	9	8%	120
MEYER PEDIATRICS		107	13	11%	120
SOUTHLAND SUITES OF ORMOND BEACH	4	116			120
FOUNTAINS OF HOPE LLC, THE		119	1	1%	120
PROVISTA DIAGNOSTICS, INC		117	3	3%	120
CLARE BRIDGE ORMOND BEACH	1	119			120
CHEEK AND SCOTT DRUGS INC		97	22	18%	119
HAWKINS FAMILY MEDICINE LLC		76	43	36%	119
SURREY PLACE CARE CENTER		113	6	5%	119
SUMMERFIELD EMERGENCY ROOM		92	27	23%	119
MATHISON RETIREMENT COMMUNITY		114	5	4%	119
BOSTON RED SOX CLUB LP		117	2	2%	119
WILLOW BROOKE COURT AT AZALEA TRACE		119			119
PALMS FACILITY INC		104	15	13%	119
COASTAL HEALTH AND REHAB		110	8	7%	118
CARENOW LAKE MARY			118	100%	118
SEAVIEW NURSING AND REHABILITATION CENTER		117	1	1%	118
FLORIDA DEPARTMENT OF HEALTH IN LAKE COUNTY	1	76	41	35%	118
FLORIDA DEPARTMENT OF HEALTH IN TAYLOR COUNTY	1	79	38	32%	118
RDX BIOSCIENCE		60	58	49%	118
NEIGHBORHOOD MEDICAL CENTER		112	5	4%	117
BELVEDERE COMMONS OF FORT WALTON BEACH		107	10	9%	117
SONATA DELRAY BEACH		109	8	7%	117
Avante at Melbourne		116	1	1%	117
BROOKDALE FORT MYERS THE COLONY		112	4	3%	116
LEE COUNTY SCHOOL DISTRICT	1	108	7	6%	116
BROOKDALE LAKE TAVARES		113	3	3%	116

COVID-19: testing by laboratory

Data through Feb 4, 2021 verified as of Feb 5, 2021 at 09:25 AM

Data in this report are provisional and subject to change.

The numbers in the table below represent the number of Florida and non-Florida residents for whom test results were received by the Department of Health. A person can be tested by more than one laboratory and can have both positive and negative results. **Therefore, the sum of the numbers in each column will be larger than the total number of people tested.**

Reporting lab	Inconclusive	Negative	Positive	Percent positive	Total
TGH URGENT CARE - SEMINOLE			116	100%	116
CLINICA HISPANA		1	115	99%	116
RDV SPORTSPLEX PEDIATRICS		96	20	17%	116
WINDERMERE MEDICAL CENTER		112	4	3%	116
DB MD		104	12	10%	116
SUNY UPSTATE MEDICAL UNIVERSITY		110	6	5%	116
MINUTECLINIC DIAGNOSTIC OF RHODE ISLAND, LLC #729		111	4	3%	115
WILLOWBROOKE COURT AT ST ANDREWS ESTATES		110	5	4%	115
SUNFLOWER SPRINGS ASSISTED LIVING		105	10	9%	115
ADVENT HEALTH - DELTONA ER		82	33	29%	115
VILLAGE PEDIATRICS LLC		91	23	20%	114
IQBAL A FARUQUI MD		85	29	25%	114
PSL NAPLES BH OPERATIONS, LLC		114			114
MILLER BIOCONNECT		95	19	17%	114
PHYSICIAN PARTNERS PERRY		54	60	53%	114
CABANA AT JENSEN DUNES, THE		110	3	3%	113
DIAGNOSTIC LABORATORY OF OKLAHOMA		90	23	20%	113
PEDIATRIC SPECIALISTS MEDICAL GROUP	1	102	10	9%	113
HARBORCHASE OF VERO BEACH		99	14	12%	113
TIFFANY HALL NURSING AND REHAB CENTER		104	9	8%	113
HOSPICE OF ST FRANCIS INC		109	4	4%	113
ARDEN COURTS OF FORT MYERS		109	3	3%	112
HIGHLANDS URGENT CARE			112	100%	112
WEST COAST FAMILY MEDICAL CARE		85	27	24%	112
TREASURE COAST MEDICAL ASSOCIATES		4	108	96%	112
ISLAND URGENT CARE PLLC DBA AFC URGENT CARE		111	1	1%	112
NORTH FL SOUTH GA HCS-MALCOM RANDALL VAMC			112	100%	112
BROOKDALE COLONIAL PARK	2	109	1	1%	112
SEASIDE HEALTH AND REHABILITATION CENTER		55	57	51%	112
RESEARCH CENTERS OF AMERICA, LLC		91	21	19%	112
KINDRED HOSPITAL-BAY AREA-ST PETERSBURG LAB	1	105	6	5%	112
VILLA MARIA WEST SKILLED NURSING FACILITY		105	7	6%	112
ALLIED HEALTH FORT PIERCE		112			112
CLEARWATER STATMED QUICK QUALITY CLINICS		37	74	67%	111
FINNISH AMERICAN REST HOME-ALF		109	2	2%	111
BROWARD HEALTH CORAL SPRINGS EPIDEMIOLOGY DEPT		1	110	99%	111
AMERICAN HOUSE-BONITA SPRINGS		110	1	1%	111
HIALEAH SHORES NURSING AND REHAB CENTER		103	8	7%	111
ELAN BUENA VISTA		95	15	14%	110
MAINSTREAM DIAGNOSTIC LABORATORY LLC		95	15	14%	110
SH HERON EAST LLC		100	10	9%	110
FLORIDA HEALTH CARE PLANS INC		1	109	99%	110
CHERRY OAK PALM BEACH COUNTY		104	6	5%	110
FAWCETT MEMORIAL HOSPITAL LABORATORY			110	100%	110
LAKE HOUSE ASSISTED LIVING		93	17	15%	110
SONNIS PEDIATRICS PA		97	12	11%	109

COVID-19: testing by laboratory

Data through Feb 4, 2021 verified as of Feb 5, 2021 at 09:25 AM

Data in this report are provisional and subject to change.

The numbers in the table below represent the number of Florida and non-Florida residents for whom test results were received by the Department of Health. A person can be tested by more than one laboratory and can have both positive and negative results. **Therefore, the sum of the numbers in each column will be larger than the total number of people tested.**

Reporting lab	Inconclusive	Negative	Positive	Percent positive	Total
PHYSICIANS REGIONAL CLINIC		82	27	25%	109
NO FLORIDA PEDIATRICS, PA - BRADFORD		92	17	16%	109
MG PORT CHARLOTTE II SUBTENANT LLC		98	11	10%	109
MIDWAY PRIMARY CARE, LLC		79	30	28%	109
VENICE REGIONAL MEDICAL CENTER BAYFRONT HEALTH		53	56	51%	109
HOBDAIR FAMILY HEALTH LLC		76	33	30%	109
PROMPT CARE OF CENTRAL FLORIDA			109	100%	109
MIAMI VA HEALTHCARE SYSTEM			109	100%	109
EVANS HEALTH CARE		106	2	2%	108
MONTEFIORE MEDICAL CENTER LABORATORIES - MOSES		99	9	8%	108
GRAND OAKS HEALTH & REHABILITATION		106	1	1%	107
THE COURTYARD ASSISTED LIVING		103	4	4%	107
PANAMA PHARMACY	3	87	17	16%	107
CITRUS MEMORIAL HOSPITAL			107	100%	107
Courtyards of Orlando Care Center		101	6	6%	107
WINDSOR OF LAKEWOOD RANCH,THE		106	1	1%	107
BAY VIEW HEALTHCARE		85	22	21%	107
HEART OF FLORIDA REGIONAL MED CTR		35	71	67%	106
Sandy Ridge Center for Rehabilitation and Healing		85	21	20%	106
TGH URGENT CARE - TYRONE		2	104	98%	106
MINUTECLINIC LLC #4987		92	14	13%	106
VITAS HEALTHCARE CORPORATION OF FLORIDA		102	3	3%	105
SMILEY MEDICAL GROUP		77	28	27%	105
MEDICAL CONSULTANTS OF FLORIDA DBA	1	90	14	13%	105
BROOKDALE JENSEN BEACH		102	3	3%	105
NADAL PEDIATRICS		86	18	17%	104
NAVARRE GARDENS LLC		79	25	24%	104
GRANDE, THE	2	98	4	4%	104
EAST NEW YORK DIAGNOSTIC AND TREATMENT		99	5	5%	104
ADVENTHEALTH MEDICAL GROUP FAMILY MEDICINE AT		82	22	21%	104
NORTH FLORIDA EVALUATION AND TREATMENT CENTER	2	97	5	5%	104
UNIVERSITY MEDICAL CENTER SUITES		91	13	13%	104
VISTA MANOR		92	12	12%	104
MD 365 MEDICAL CARE		102	1	1%	103
NAVY HOSPITAL			103	100%	103
PREDICTIVE LABORATORIES, INC	1	90	12	12%	103
CCS - PAUL REIN DETENTION FACILITY		75	27	26%	102
MEDICATION ROOMS-CSU/CI NURSE STATION	1	93	8	8%	102
WHITE WILSON MEDICAL CENTER IMMEDIATE CARE		9	93	91%	102
THREE OAKS PHARMACY INC		94	8	8%	102
Summit Medical Group		92	9	9%	101
UNIVERSITY HEALTH SYSTEM INC		91	10	10%	101
FAMILY MEDICAL CARE OF PALM BEACH		41	60	59%	101
WESTWOOD NURSING & REHAB		68	33	33%	101
JACKSONVILLE UNIVERSITY		91	9	9%	100
SOLARIS SENIOR LIVING OF MERRITT ISLAND		97	3	3%	100

COVID-19: testing by laboratory

Data through Feb 4, 2021 verified as of Feb 5, 2021 at 09:25 AM

Data in this report are provisional and subject to change.

The numbers in the table below represent the number of Florida and non-Florida residents for whom test results were received by the Department of Health. A person can be tested by more than one laboratory and can have both positive and negative results. **Therefore, the sum of the numbers in each column will be larger than the total number of people tested.**

Reporting lab	Inconclusive	Negative	Positive	Percent positive	Total
LODGE HEALTH AND REHABILITATION CENTER, THE		69	31	31%	100
TRADITION MEDICAL CENTER LABORATORY		48	52	52%	100
Consulate Health Care of Port Charlotte		98	2	2%	100
JACKSON COUNTY HEALTH DEPARTMENT		64	36	36%	100
CENTRAL FLORIDA HEALTH CARE		47	52	53%	99
WALTON PLACE		99			99
North Lake Care Center		98	1	1%	99
QUICK CARE MED PL CR		80	19	19%	99
BROOKDALE CAPE CORAL		99			99
SOUTH BALDWIN MEDICAL CENTER GULF SHORES		77	21	21%	98
PINELLAS CARE CENTER		71	27	28%	98
FLORIDA COMMUNITY HEALTH CENTERS INC			98	100%	98
CHARLES CROFT MD	1	96	1	1%	98
GLOBAL CENTRAL LABS AT PPD	2	88	8	8%	98
PLAZA OF HALLANDALE BEACH		98			98
CLARE BRIDGE OF CAPE CORAL	1	97			98
SEMINOLE COUNTY HEALTH DEPARTMENT		79	19	19%	98
DOUGLAS T JACOBSON STATE VETERANS HOME		98			98
URINEGOODHANDS LLC		96	2	2%	98
LATE HOURS URGENT CARE		58	39	40%	97
BIODESIX, INC.		72	25	26%	97
WELLNOW URGENT CARE PC		97			97
HEALTH CENTERS AT BRENTWOOD		96	1	1%	97
MED COMP SCIENCES		1	96	99%	97
MAGNOLIA MEDICAL CLINIC		10	87	90%	97
WHITE PLAINS HOSPITAL CENTER LAB		93	4	4%	97
LANDMARK, THE		48	48	50%	96
WESTCHESTER MEDICAL CENTER		93	3	3%	96
BAYSHORE MEMORY CARE		96			96
PEDIATRIC ASSOCIATES ORLANDO		82	14	15%	96
IMA MEDICAL GROUP		50	46	48%	96
CLEVELAND CLINIC FOUNDATION		12	83	87%	95
ARBOR TRAIL		77	18	19%	95
THE TERRACE OF KISSIMMEE		80	15	16%	95
SIGNATURE HEALTHCARE OF PORT CHARLOTTE		88	7	7%	95
JPR URGENT MEDICAL CARE		95			95
DEVANSH LAB WERKS INC		79	16	17%	95
MY CLINICAL LAB INC		17	78	82%	95
CROSS CITY REHABILITATION AND HEALTH CARE CENTER		72	23	24%	95
J FRANK AVEY MD		75	19	20%	94
AYERS HEALTH & REHABILITATION CENTER		90	4	4%	94
DIAGNOSTIC SOLUTIONS		3	91	97%	94
MACADAMS HOME HEALTH AGENCY		93	1	1%	94
PICH KTM CORP DBA MDTOWN PHARMACY		79	15	16%	94
ST MARK ASSISTED LIVING CENTER	1	82	11	12%	94
MOBILE MEDICAL ASSOCIATES PL	3	66	24	26%	93

COVID-19: testing by laboratory

Data through Feb 4, 2021 verified as of Feb 5, 2021 at 09:25 AM

Data in this report are provisional and subject to change.

The numbers in the table below represent the number of Florida and non-Florida residents for whom test results were received by the Department of Health. A person can be tested by more than one laboratory and can have both positive and negative results. **Therefore, the sum of the numbers in each column will be larger than the total number of people tested.**

Reporting lab	Inconclusive	Negative	Positive	Percent positive	Total
ADVENTHEALTH MEDICAL GROUP PRIMARY CARE		89	4	4%	93
CONSULATE HEALTH CARE OF SARASOTA	1	92			93
VILLAS OF HOLLY BROOK - BRADENTON 14TH		93			93
HOSPICE OF THE TREASURE COAST		90	3	3%	93
APLS SERVICES LLC D/B/A CLEAR DIAGNOSTICS	9	84			93
VIERA HOSPITAL			93	100%	93
MARKET STREET VIERA		92	1	1%	93
SEMINOLE SPORTS AND FAMILY MEDICINE		83	10	11%	93
DOS OF NORTH SHORES NURSING & REHAB CENTER		93			93
KINDRED HOSPITAL MELBOURNE	1	89	2	2%	92
CITY OF PORT SAINT LUCIE		85	7	8%	92
Cross Landings Health and Rehabilitation		91	1	1%	92
PINELLAS COUNTY JAIL			92	100%	92
HURLBURT FIELD CLINIC		39	53	58%	92
HOSPICE OF THE EMERALD COAST INC - PANAMA CITY	2	85	5	5%	92
Flagler Health and Rehabilitation		91	1	1%	92
ORLANDO LUTHERAN TOWERS ASSISTED LIVING		92			92
ISLAND DOCTORS		10	81	89%	91
CITRUS MEMORIAL HEALTH SYSTEM LAB		2	89	98%	91
JUPITER MEDICAL CENTER URGENT CARE - STUART		62	29	32%	91
Mt Sinai Aventura			91	100%	91
HERON CLUB AT PRESTANCIA		89	2	2%	91
KORGENE LAB	1	23	67	74%	91
AMERICAN FAMILY MEDICAL LLC		58	33	36%	91
ADVENT HEALTH CENTRA CARE - WATERMAN		78	13	14%	91
RIDGEWOOD DIAGNOSTIC LABORATORY		87	4	4%	91
QPS, LLC		87	3	3%	90
KALEIDA HEALTH CENTER FOR LABORATORY		84	6	7%	90
PROFESSIONAL URGENT CARE SERVICES		62	28	31%	90
MAGNOLIA DIAGNOSTIC		2	88	98%	90
KEYS MEDICAL GROUP			90	100%	90
WHITE WILSON MEDICAL CENTER PA - NAVARRE		13	76	85%	89
FLAGLER COLLEGE HEALTH SERVICES		63	26	29%	89
HARBORCHASE OF NAPLES		76	13	15%	89
ROHR HOME		85	3	3%	88
FIRSTCARE CLINIC		40	48	55%	88
FREEDOM INN AT TARPON SPRINGS		81	7	8%	88
MIAMI BEACH COMMUNITY HEALTH CENTER		1	87	99%	88
GOVERNOR'S CREEK HEALTH & REHABILITATION		87	1	1%	88
CAREMOUNT MEDICAL - PATHOLOGY		85	3	3%	88
EMBRY RIDDLE AERONAUTICAL UNIVERSITY HEALTH SERVICES		1	87	99%	88
AVERO DIAGNOSTICS		64	24	27%	88
MARTIN ACQUISITION 1 LLC DBA		75	13	15%	88
BRANDON HEALTH AND REHABILITATION CENTER	1	85	1	1%	87
PRIME HEALTH OF NORTH PORT LLC		79	8	9%	87
PACIFIC ANALYTICS			87	100%	87

COVID-19: testing by laboratory

Data through Feb 4, 2021 verified as of Feb 5, 2021 at 09:25 AM

Data in this report are provisional and subject to change.

The numbers in the table below represent the number of Florida and non-Florida residents for whom test results were received by the Department of Health. A person can be tested by more than one laboratory and can have both positive and negative results. **Therefore, the sum of the numbers in each column will be larger than the total number of people tested.**

Reporting lab	Inconclusive	Negative	Positive	Percent positive	Total
LIFE BRITE		72	15	17%	87
ADVENT HEALTH - PALM HARBOR ER		64	23	26%	87
PENNSYLVANIA DEPT OF HEALTH		20	67	77%	87
NORTH FLORIDA SPINE AND WELLNESS		67	20	23%	87
LAKE GIBSON VILLAGE, LLC		84	3	3%	87
JOHN KNOX VILLAGE OF FLORIDA ALF	1	83	3	3%	87
The Ponce Therapy Care Center		82	4	5%	86
JUNO DERMATOLOGY LLC		76	10	12%	86
CRYSTAL RIVER HEALTH & REHAB		86			86
DISCOVERY VILLAGE AT THE FORUM		86			86
PENSACOLA DEVELOPMENTAL CENTER		67	19	22%	86
BAHIA OAKS LODGE		84	2	2%	86
NAPHCARE, INC AT MANATEE COUNTY JAIL		61	25	29%	86
The Grove Health and Rehabilitation		63	23	27%	86
NSPIRE HEALTHCARE TAMARAC		80	5	6%	85
LECONTE MEDICAL CENTER LAB		67	18	21%	85
W. FRANK WELLS NURSING HOME		84	1	1%	85
PEDIATRICS IN BREVARD PA- ROCKLEDGE		54	31	36%	85
East Bay Rehabilitation Center		51	34	40%	85
MIAMI SHORES NURSING & REHAB		85			85
PINES OF SARASOTA GARDEN		84			84
CLYDE E LASSEN STATE VETERANS NURSING HOME		59	25	30%	84
STUART LODGE LIVING LLC		61	23	27%	84
ELMCROFT OF BELLA VITA□		76	8	10%	84
SOUTH GEORGIA MEDICAL CENTER		48	36	43%	84
NITE LITE PEDIATRICS - JACKSONVILLE		76	8	10%	84
LABCORP EMPLOYER SERVICES		82	1	1%	83
SUMMIT MEDICAL GROUP PA		75	8	10%	83
KINDRED HOSPITAL NORTH FLORIDA	3	75	5	6%	83
LAFAYETTE NURSING AND REHABILITATION CENTER		81	2	2%	83
Peninsula Care and Rehab		71	12	14%	83
MCW MENTAL HEALTH LLC		81	2	2%	83
LABCORP RTP		32	50	61%	82
RIVERSIDE RECOVERY OF TAMPA		81	1	1%	82
ALTERNATIVE LIVING, INC DBA TWIN CITIES PAVILION		80	2	2%	82
CANOPY ON BERRYHILL, THE		51	31	38%	82
KINDRED HOSPITAL - SOUTH FLORIDA		82			82
THE PAVILION FOR HEALTH CARE		72	10	12%	82
SEVEN HILLS HEALTH AND REHABILITATION CENTER		66	16	20%	82
LAKE REGIONAL URGENT CARE		4	78	95%	82
JUPITER MEDICAL CENTER URGENT CENTER		56	26	32%	82
LAB		29	53	65%	82
Lexington Health and Rehabilitation Center		82			82
PANCARE HEALTH GULF COUNTY		57	25	30%	82
WALGREENS #12673		80	2	2%	82
HEALTHPOINT MED GRP OF THE EMERALD COAST LLC		59	22	27%	81

COVID-19: testing by laboratory

Data through Feb 4, 2021 verified as of Feb 5, 2021 at 09:25 AM

Data in this report are provisional and subject to change.

The numbers in the table below represent the number of Florida and non-Florida residents for whom test results were received by the Department of Health. A person can be tested by more than one laboratory and can have both positive and negative results. **Therefore, the sum of the numbers in each column will be larger than the total number of people tested.**

Reporting lab	Inconclusive	Negative	Positive	Percent positive	Total
BIO-TECH CLINICAL LABORATORIES		41	40	49%	81
D PEDIATRICS		75	6	7%	81
PALMS EDGE	1	74	6	7%	81
OPPENHEIMER PLASTIC SURGERY LLC		76	5	6%	81
BROOKDALE PENSACOLA		80	1	1%	81
CARE CENTERS OF NASSAU		78	3	4%	81
PEDIATRIC CARE CENTER- JACKSONVILLE BEACH		53	28	35%	81
A2Z DIAGNOSTICS		79	1	1%	80
MEMORY CARE OF NAPLES		80			80
ADVANCED EMURGENT CARE		27	53	66%	80
SENIOR LIVING VII TAMPA LLC	1	70	9	11%	80
Crystal Health & Rehab Center		77	3	4%	80
SUNSHINE GARDENS		79	1	1%	80
ATRIUM AT LIBERTY PARK		76	4	5%	80
SONATA WEST		77	2	3%	79
GRAND OAKS OF JENSEN BEACH LLC		79			79
ERIE COUNTY MEDICAL CTR CLINICAL LABS		75	4	5%	79
BALMORAL TENANT SERVICES INC	1	43	35	44%	79
VETERANS AFFAIRS MEDICAL CENTER - PALO ALTO		28	51	65%	79
CBS LABS OF TAMPA LLC		3	76	96%	79
MICRO PATH LABORATORIES INC		77	2	3%	79
CATHOLIC HEALTH SYSTEM DEPT LABORATORY		77	2	3%	79
BENTON HOUSE AT OAKLEAF		51	28	35%	79
EDGEWATER AT WATERMAN VILLAGE		78	1	1%	79
LABFIRST - DEPARTMENT OF PATHOLOGY		76	3	4%	79
HUNTSVILLE HOSPITAL LABORATORY		53	25	32%	78
HIGHLANDS MEDICAL CENTER		75	3	4%	78
STONY BROOK UNIVERSITY MEDICAL CENTER		65	13	17%	78
LAKE MORTON PLAZA		75	3	4%	78
CLERMONT URGENT CARE			78	100%	78
GEORGE SAFRAN MD PC		72	6	8%	78
WINDSOR OAKS		77	1	1%	78
NEW SMYRNA BEACH URGENT CARE			78	100%	78
RITE MEDICAL CARE PC		77	1	1%	78
MINUTECLINIC DIAGNOSTIC OF SOUTH CAROLINA, LLC		64	13	17%	77
HAWTHORN HOUSE		65	12	16%	77
ORANGE CITY NURSING AND REHAB		75	2	3%	77
TRUE NORTH HEALTH NAVIGATION LLC DBA DISPATCHHEALTH	1	60	16	21%	77
Madison Health and Rehabilitation Center		42	35	45%	77
Centre Pointe Health and Rehabilitation Center		67	10	13%	77
EC OPCO CARROLLWOOD LLC		71	6	8%	77
PLYMOUTH HOME FOR ADULTS, INC.	8	68	1	1%	77
AMERICAN HOUSE COCONUT POINT		68	8	11%	76
S-H THIRTY-FIVE OPCO- PORT ST LUCIE, LLC	1	75			76
MINNESOTA TWINS		71	5	7%	76
DYNAMIC MEDICAL USA			76	100%	76

COVID-19: testing by laboratory

Data through Feb 4, 2021 verified as of Feb 5, 2021 at 09:25 AM

Data in this report are provisional and subject to change.

The numbers in the table below represent the number of Florida and non-Florida residents for whom test results were received by the Department of Health. A person can be tested by more than one laboratory and can have both positive and negative results. **Therefore, the sum of the numbers in each column will be larger than the total number of people tested.**

Reporting lab	Inconclusive	Negative	Positive	Percent positive	Total
AVANTE AT OCALA INC		55	21	28%	76
WINDSOR REFLECTIONS		75	1	1%	76
CLINICAL PATHOLOGY ASSOCIATES-SONIC REFERENCE LAB		76			76
PARK OF THE PALMS INC		76			76
DELAND WELLNESS CENTER			76	100%	76
NORTH PORT REHABILITATION AND NURSING CENTER		75	1	1%	76
PROMEDICA LABORATORIES		21	54	72%	75
MOBILE PHYSICIAN SERVICES INC		67	8	11%	75
QUALITY URGENT CARE AND WELLNESS PL	1	44	30	40%	75
BOND CLINIC PA		43	32	43%	75
A PLUS PEDIATRICS		63	12	16%	75
ADVENTHEALTH EXPRESSCARE		45	30	40%	75
EAST ALABAMA MEDICAL CENTER LABORATORY		63	12	16%	75
ALL MY KIDS PEDIATRICS INC		54	20	27%	74
MD 365 MEDICAL CARE PLLC		74			74
NOAH CLINICAL LABORATORY		63	11	15%	74
HOSPICE OF MARTIN & ST LUCIE, INC		71	3	4%	74
HEALTH FIRST - PALM BAY HOSPITAL		2	72	97%	74
CENTURY CENTER FOR REHABILITATION & HEALING		56	18	24%	74
STERLING HOUSE OF WINTER HAVEN		71	3	4%	74
STAR CARE		67	7	9%	74
PATHWAY PHARMACY		52	22	30%	74
MILLENNIUM PHYSICIAN GROUP LLC		61	13	18%	74
DIATHERIX LABORATORIES		39	35	47%	74
The Crossings		74			74
AZALEA TRACE PHYSICIAN SERVICES		72	1	1%	73
SCOTT LAKE HEALTH AND REHABILITATION CENTER		71	2	3%	73
CONSULATE HEALTH CARE - LAKE MARY		72	1	1%	73
ANCHOR CARE AND REHABILITATION CENTER		72	1	1%	73
BROOKDALE OVIEDO		71	2	3%	73
SANIBEL INTERNAL MEDICINE, LLC		70	3	4%	73
CENTRAL BALDWIN IMMEDIATE CARE & FAMILY PRACTICE		56	16	22%	72
GIBBENS FAMILY MEDICAL, LLC		56	16	22%	72
ESCAMBIA COUNTY JAIL		49	23	32%	72
HAVEN OF OUR LADY OF PEACE		72			72
BROWARD HEALTH MEDICAL CENTER CLINICAL LAB			72	100%	72
A COUNTRY PLACE ASSISTED LIVING FACILITY		71	1	1%	72
SIMED LABORATORY		57	15	21%	72
JEFFERSON COUNTY HEALTH DEPARTMENT-MONTICELLO		47	25	35%	72
CRAIG BERGER MD PL D/B/A BAY AREA EYE INSTITUTE		72			72
BROWARD HEALTH MEDICAL CENTER		3	69	96%	72
HUNTINGTON HOSPITAL LABORATORY		69	3	4%	72
SACRED HEART HEALTH SYSTEM INC		48	23	32%	71
EXPERTUS LABORATORIES INC		24	47	66%	71
BEACHES PEDIATRICS PA		66	5	7%	71
ADVANCED LAB		67	4	6%	71

COVID-19: testing by laboratory

Data through Feb 4, 2021 verified as of Feb 5, 2021 at 09:25 AM

Data in this report are provisional and subject to change.

The numbers in the table below represent the number of Florida and non-Florida residents for whom test results were received by the Department of Health. A person can be tested by more than one laboratory and can have both positive and negative results. **Therefore, the sum of the numbers in each column will be larger than the total number of people tested.**

Reporting lab	Inconclusive	Negative	Positive	Percent positive	Total
FLORIDA PEDIATRIC GROUP		27	44	62%	71
ST VINCENT'S AMBULATORY CARE INC DBA	2	56	13	18%	71
WILLISTON PEDIATRICS PA		51	20	28%	71
STERLING HOUSE OF TALLAHASSEE	3	62	6	8%	71
WALGREENS 9627		65	6	8%	71
AMMON LABS		61	10	14%	71
ARBOR TERRACE SAN JOSE LLC	3	66	2	3%	71
TUSCAN ISLE OPERATING COMPANY LLC DBA		68	3	4%	71
LONG TERM CARE OF JAY, LLC		50	21	30%	71
ST VINCENT'S BIRMINGHAM		65	6	8%	71
CHAMBREL AT ISLAND LAKE		68	3	4%	71
Highlands Regional Hospital		63	7	10%	70
SEMINOLE TRIBE OF FLORIDA		54	16	23%	70
ADVENT HEALTH - LAKE MARY		60	10	14%	70
SUNCOAST COMMUNITY HEALTH CENTERS PEDIATRICS		21	49	70%	70
MEMORIAL MANOR		70			70
SUMMIT AT VENICE	2	63	5	7%	70
ARDEN COURTS OF LELY PALMS		69	1	1%	70
LAB PLUS, LLC AT SAINT THOMAS WEST HOSPITAL		56	14	20%	70
ASHRAF MEDICAL GROUP PLLC DBA PULSE MD		68	2	3%	70
HERITAGE HEALTHCARE AND REHABILITATION CENTER		69			69
USF HEALTH MORSANI CENTER		5	64	93%	69
PARKSIDE INN	3	64	2	3%	69
CP/AIG PENSACOLA DEVELOPMENT LLC		66	3	4%	69
Winter Garden Rehab and Nursing Facility		64	5	7%	69
WATERCREST ST LUCIE WEST	1	65	3	4%	69
PLANTATION GENERAL HOSPITAL CLINICAL LAB		26	42	62%	68
OAKHURST CENTER		65	3	4%	68
PORT CHARLOTTE REHABILITATION CENTER		58	10	15%	68
ST PETERSBURG PEDIATRICS-SEMINOLE		58	10	15%	68
SUNCOAST OPTIMAL WELLNESS		23	45	66%	68
AEL- MEMPHIS		17	51	75%	68
HEALTH CENTRAL CLINICAL LABORATORY		65	3	4%	68
BAPTIST MEDICAL CENTER SOUTH		53	15	22%	68
Avante at St Cloud, Inc.		66	2	3%	68
SAN JOSE SENIOR CARE LLC	1	43	24	35%	68
DAYSRING SENIOR LIVING LLC		66	2	3%	68
COOPER FAMILY MEDICAL PLLC		50	17	25%	67
MD LABS		40	27	40%	67
ROSECASTLE AT DELANEY CREEK		66	1	1%	67
VIERA DEL MAR HEALTH AND REHABILITATION CENTER		63	4	6%	67
MEASE MANOR INC		63	4	6%	67
GENPATH			67	100%	67
LAKE HOWELL FAMILY MEDICINE ASSOCIATES		56	11	16%	67
RARITAN BAY PERTH AMBOY		61	6	9%	67
ASSOCIATED CLINICAL LABORATORIES		60	7	10%	67

COVID-19: testing by laboratory

Data through Feb 4, 2021 verified as of Feb 5, 2021 at 09:25 AM

Data in this report are provisional and subject to change.

The numbers in the table below represent the number of Florida and non-Florida residents for whom test results were received by the Department of Health. A person can be tested by more than one laboratory and can have both positive and negative results. **Therefore, the sum of the numbers in each column will be larger than the total number of people tested.**

Reporting lab	Inconclusive	Negative	Positive	Percent positive	Total
ABBOTT DIAGNOSTICS		53	14	21%	67
ACE BIOMEDICAL LABS LLC		55	11	17%	66
MEDEX MEDICAL EXPRESS OF PALATKA			66	100%	66
NORTH SHORE MEDICAL LABS	1	60	5	8%	66
INDIGO MANOR		22	43	66%	65
CL BRUMBACK PRIMARY CARE CLINICS		16	49	75%	65
CATHOLIC HEALTH SERVICES REGIONAL LAB		58	7	11%	65
OAK MANOR NURSING HOME		62	3	5%	65
ARBOR TERRACE ORTEGA LLC	2	63			65
ALTAMONTE PEDIATRIC ASSOCIATES		31	34	52%	65
PUBLIC SQUARE PHARMACY LLC		50	15	23%	65
STONY BROOK SOUTHAMPTON		64	1	2%	65
GV NAPLES OPCO, LLC		64	1	2%	65
SUMMER VISTA ASSISTED LIVING		38	27	42%	65
OKEECHOBEE URGENT CARE		17	48	74%	65
EISENHOWER ARMY MEDICAL CENTER		61	4	6%	65
JOSEPH L MORSE GERIATRIC CENTER	2	59	3	5%	64
FLORIDA MEDICAL CLINIC LLC		42	22	34%	64
FHMG LAKE MARY PEDS		52	12	19%	64
MED EXPRESS		6	58	91%	64
NXGEN MDX		20	44	69%	64
NEMOURS CHILDRENS PRIMARY CARE OVIEDO		51	13	20%	64
LORI MCAULIFFE MD PA		49	15	23%	64
JERICO URGENT CARE		61	3	5%	64
OUT OF STATE		40	24	38%	64
VETERANS AFFAIRS MEDICAL CENTER - GULF COAST		27	37	58%	64
GREENLEAF ALF		63	1	2%	64
PANIRA HEALTHCARE CLINIC		2	62	97%	64
PARTICLE THEORY LABS		59	5	8%	64
F&T MEDICAL RESEARCH, INC		63			63
VIERA HEALTH AND REHABILITATION CENTER		62	1	2%	63
WADSWORTH HEALTH CENTER		60	3	5%	63
VITAS HEALTHCARE		58	5	8%	63
BOND CLINIC DR ELDEEB		35	28	44%	63
LENOX HILL HOSPITAL		57	6	10%	63
APC PEDIATRICS AT RYE ROAD MEDICAL PARK		63			63
ATMORE COMMUNITY HOSPITAL LABORATORY		44	19	30%	63
WALGREENS 2941		61	2	3%	63
MISIR DRUGS LLC		51	12	19%	63
BEEHIVE HOMES OF GULF BREEZE		47	16	25%	63
MEDI CLINIC SARASOTA INC		62	1	2%	63
PANCARE HEALTH - MALONE CLINIC		58	5	8%	63
SOMERBY OF SANTA ROSA BEACH		53	9	15%	62
NORTH BEACH REHABILITATION CENTER		61	1	2%	62
ADVENT HEALTH CENTRA CARE - WINTER GARDEN		17	45	73%	62
OVERLOOK HOSPITAL LABORATORY		57	5	8%	62

COVID-19: testing by laboratory

Data through Feb 4, 2021 verified as of Feb 5, 2021 at 09:25 AM

Data in this report are provisional and subject to change.

The numbers in the table below represent the number of Florida and non-Florida residents for whom test results were received by the Department of Health. A person can be tested by more than one laboratory and can have both positive and negative results. **Therefore, the sum of the numbers in each column will be larger than the total number of people tested.**

Reporting lab	Inconclusive	Negative	Positive	Percent positive	Total
ISLAND COAST PEDIATRICS		56	6	10%	62
BAY PINES MEDICAL ASSOCIATES		1	61	98%	62
WALGREENS 4915		56	6	10%	62
BIG BOCA SMILES LLC		60	2	3%	62
LUTHERAN HAVEN ASSISTED LIVING		61			61
Winter Park Care and Rehab		60	1	2%	61
Stratford Court of Palm Harbor		51	10	16%	61
SAMFORD UNIVERSITY HEALTH SERVICES		60	1	2%	61
EMERALD COAST HOSPICE		60	1	2%	61
WASHINGTON REHABILITATION AND NURSING CENTER		51	10	16%	61
AMERICAN FAMILY MEDICAL		48	13	21%	61
MINUTECLINIC DIAGNOSTIC OF TEXAS, LLC		54	7	11%	61
THE PRESERVE AT CLEARWATER		58	2	3%	60
MED ONE AT SAINT AUGUSTINE		33	27	45%	60
MENTAL HEALTH CARE INC		51	9	15%	60
LAKELAND REGIONAL HEALTH		36	24	40%	60
CRESTVIEW URGENT CARE			60	100%	60
EMERALD COAST BEHAVIORAL HOSPITAL		56	4	7%	60
TWIN CREEKS ASSISTED LIVING & MEMORY CARE		57	3	5%	60
BIOREFERENCE LABORATORIES		6	54	90%	60
MEASE COUNTRYSIDE HOSPITAL			60	100%	60
QUALITY URGENT CARE AND WELLNESS		31	28	47%	59
RITECARE MED CTR H			59	100%	59
GENOSUR LLC		58	1	2%	59
MOOSEHAVEN LIFE CARE CENTER		59			59
BIOTECH		52	7	12%	59
FERN PARK DEVELOPMENTAL CENTER		5	54	92%	59
INTERNAL LAB		50	9	15%	59
NORTH SHORE UNIVERSITY HOSPITAL LABORATORY		53	6	10%	59
PRIMECARE AT TWIN LAKES		1	58	98%	59
GULFCOAST PEDIATRICS		54	5	8%	59
MILLENIUM PHYSICIANS GROUP		1	58	98%	59
WILSON MEMORIAL REGIONAL MEDICAL CENTER		55	4	7%	59
MINUTECLINIC DIAGNOSTIC		55	4	7%	59
MICHIGAN DEPARTMENT OF HEALTH AND HUMAN SERVICES	1		57	98%	58
Margate Health and Rehabilitation Center		56	2	3%	58
BAY REGIONAL URGENT CARE	1	37	20	34%	58
ARBOR OAKS AT TYRONE	6	52			58
NORTH FLORIDA PEDIATRICS		48	10	17%	58
THE CANOPY AT BERRYHILL		58			58
Golfview Healthcare Center		58			58
ADVENT HEALTH - TIMBERRIDGE ER		47	11	19%	58
MINUTECLINIC DIAGNOSTIC OF OHIO LLC		43	15	26%	58
CALADIUM PEDIATRICS		54	4	7%	58
HEARTLAND HEALTHCARE AND REHAB CENTER		35	22	39%	57
MALCOM RANDALL DEPT OF VAMC			57	100%	57

COVID-19: testing by laboratory

Data through Feb 4, 2021 verified as of Feb 5, 2021 at 09:25 AM

Data in this report are provisional and subject to change.

The numbers in the table below represent the number of Florida and non-Florida residents for whom test results were received by the Department of Health. A person can be tested by more than one laboratory and can have both positive and negative results. **Therefore, the sum of the numbers in each column will be larger than the total number of people tested.**

Reporting lab	Inconclusive	Negative	Positive	Percent positive	Total
KAPG FLEMING ISLAND SENIOR HOUSING OPCO LLC	1	56			57
ASCENSION SACRED HEART BAY LABORATORY		54	3	5%	57
PEDIATRIC SERVICES OF AMERICA INC		56	1	2%	57
HAZELDEN FLORIDA		55	2	4%	57
CORAL GABLES HOSPITAL			57	100%	57
PALM BAY URGENT CARE		28	29	51%	57
ALZHEIMERS CARE CENTER OF VIERA LTD		37	20	35%	57
BURRY'S PHARMACY INC		34	22	39%	56
JACOBI MEDICAL CENTER		53	3	5%	56
KINDRED AT HOME		47	9	16%	56
BAPTIST HEALTH SOUTH FLORIDA - WEST BOCA URGENT CARE		34	22	39%	56
PHYSICIANS PRIMARY CARE OF SOUTHWEST FLORIDA		39	17	30%	56
LAKE CITY VA MEDICAL CENTER			56	100%	56
LAKELAND REGIONAL HEALTH LAKE MIRIAM		24	32	57%	56
EAGLES WATCH CLUSTER		47	9	16%	56
HORIZON ALF		55	1	2%	56
TIFFANY HALL NURSING AND REHAB		44	12	21%	56
TUKA PEDIATRICS		7	49	88%	56
ST FRANCIS HOSPITAL		47	8	15%	55
CARDIOLOGY AND MEDICINE ASSOCIATES		40	15	27%	55
CVS		7	48	87%	55
ADVENT HEALTH - PALM COAST		1	54	98%	55
HERNANDO COUNTY FIRE RESCUE DISTRICT		25	30	55%	55
STEINHATCHEE FAMILY MEDICAL CENTER	1	48	6	11%	55
BAYCARE HEALTH SYSTEMS		2	53	96%	55
PREMIER MEDICAL ASSOCIATES ALL FLORIDA LLC		54	1	2%	55
CINNAMON COVE ALF		54	1	2%	55
TBI RESIDENTIAL SERVICES, INC.		44	11	20%	55
SONATA HUNTERS CREEK		47	8	15%	55
TURNING POINT OF TAMPA		49	6	11%	55
AFTER HOURS PEDIATRICS			55	100%	55
KENDALL REGIONAL MEDICAL CENTER LAB	3		52	95%	55
PEDIATRIC ASSOCIATES AT ARGYLE PA		52	3	5%	55
BROOKDALE CENTRE POINTE	1	53			54
ST PETERSBURG PEDIATRICS-MLK JUNIOR BLVD		48	6	11%	54
FLORIDA HEALTH CARE		8	46	85%	54
ST. CLOUD MEDICAL GROUP		54			54
AU HEALTH		41	13	24%	54
MINUTECLINIC DIAGNOSTIC OF NORTH CAROL		45	9	17%	54
CLERMONT HEALTH AND REHAB		40	14	26%	54
UNITED LABORATORY SERVICES CORPORATION		38	16	30%	54
FAMILY EXTENDED CARE OF PUNTA GORDA		54			54
MEDLOGIC LABORATORIES		3	51	94%	54
BioReference Laboratories, Inc		6	48	89%	54
MEDRITE URGENT CARE		43	11	20%	54
FLORIDA MEDICAL CLINIC PA		46	8	15%	54

COVID-19: testing by laboratory

Data through Feb 4, 2021 verified as of Feb 5, 2021 at 09:25 AM

Data in this report are provisional and subject to change.

The numbers in the table below represent the number of Florida and non-Florida residents for whom test results were received by the Department of Health. A person can be tested by more than one laboratory and can have both positive and negative results. **Therefore, the sum of the numbers in each column will be larger than the total number of people tested.**

Reporting lab	Inconclusive	Negative	Positive	Percent positive	Total
CERTUS MTD OPCP LLC		52	2	4%	54
UNIVERSTIY CENTER MEDICAL LLC DBA	1	50	3	6%	54
JUNIPER VILLAGE AT NAPLES		53	1	2%	54
SARASOTA CO. HEALTH DEPT # 58		40	14	26%	54
GENESIS DERMATOLOGY		49	4	8%	53
life Care Center of Melbourne		37	16	30%	53
CAN COMMUNITY HEALTH		52	1	2%	53
HEARTLAND PHARMACY LAKE PLACID, INC		41	12	23%	53
HARMONY CLINIC		1	52	98%	53
Osprey Point Nursing Center		51	2	4%	53
Summit Medical Group, Pa DbA Citymd		49	4	8%	53
THOMAS INTERNAL MEDICINE		44	9	17%	53
FHMG- FLORIDA HOSPITAL MEDICAL GROUP		43	10	19%	53
PALM BAY PEDIATRICS		36	17	32%	53
INTERNAL MEDICINE SPECIALIST		46	6	12%	52
PANCARE HEALTH - JACKSON COUNTY		41	11	21%	52
NITE LITE PEDIATRICS - PORT ST. LUCIE		43	9	17%	52
PROMEDICA SENIOR LIVING		51	1	2%	52
ADVENT HEALTH - WESTCHASE ER		44	8	15%	52
SONATA BOCA RATON		48	4	8%	52
AEGIS MEDICAL GROUP		43	9	17%	52
CHILDREN'S HOSPITAL OF ALABAMA		51	1	2%	52
ADVENT HEALTH		49	3	6%	52
SNH BRFL TENANT LLC	2	50			52
TITUSVILLE FAMILY PRACTICE		16	36	69%	52
FLORIDA DEPARTMENT OF HEALTH IN WALTON COUNTY		42	10	19%	52
VPA PC LAB		48	4	8%	52
TROY REGIONAL MEDICAL CENTER		41	11	21%	52
MICHAEL AKPEKE MD		43	9	17%	52
ALEXANDER NININGER STATE VETERANS		52			52
CORNERSTONE MEDICAL CARE OF BRANDON PL		47	5	10%	52
AVANTE ST CLOUD		48	3	6%	51
EXPRESS DOCS LLC			51	100%	51
GOOD HEARTS COVID TESTING		8	43	84%	51
APOLLOMDX LABS		29	22	43%	51
BOND AND STEELE CLINIC, PA		42	9	18%	51
GATEWAY CARE CENTER		50	1	2%	51
WEST VOLUSIA FAMILY AND SPORTS MEDICINE		50	1	2%	51
TRINITY AL SENIOR HOUSING LLC		45	6	12%	51
L&S SENIOR CARE DBA ARCADIA OAKS	1	49	1	2%	51
BISHOP GRADY VILLAS		50	1	2%	51
SOMERSET			51	100%	51
FINLAY CLINICAL LABORATORY		20	31	61%	51
BARRY UNIVERSITY STUDENT HEALTH SERVICES		37	14	27%	51
GULFVIEW MEDICAL INSTITUTE		51			51
PALM RIVER COMMUNITY HEALTH CENTER		45	5	10%	50

COVID-19: testing by laboratory

Data through Feb 4, 2021 verified as of Feb 5, 2021 at 09:25 AM

Data in this report are provisional and subject to change.

The numbers in the table below represent the number of Florida and non-Florida residents for whom test results were received by the Department of Health. A person can be tested by more than one laboratory and can have both positive and negative results. **Therefore, the sum of the numbers in each column will be larger than the total number of people tested.**

Reporting lab	Inconclusive	Negative	Positive	Percent positive	Total
ARIZONA DEPARTMENT OF HEALTH SERVICES			50	100%	50
GENEDX		37	13	26%	50
BETHUNE-COOKMAN UNIVERSITY		32	18	36%	50
PENNSYLVANIA DEPARTMENT OF HEALTH BUREAU OF LABORATORIES			50	100%	50
ALLIANCE PEDIATRICS		24	26	52%	50
BUECHELE DENTAL PA DBA CLERMONT FAMILY DENTISTRY		41	9	18%	50
ADVENT HEALTH CENTRA CARE - EAST ORLANDO		21	29	58%	50
ORCHID COVE AT DAYTONA		45	5	10%	50
SUPERIOR RESIDENCES OF LECANTO		34	15	31%	49
TREASURE COAST FORENSIC TREATMENT CTR		28	21	43%	49
NORTH FLORIDA MEDICAL CENTER		45	4	8%	49
VALENCIA HOUSE ALF		49			49
SOFT CELL LABORATORIES		45	4	8%	49
NORTHBROOK CENTER FOR		47	2	4%	49
ROCHESTER GENERAL HOSPITAL LABORATORY		45	4	8%	49
SOUTHEAST ALABAMA MEDICAL CENTER			49	100%	49
COOPER FAMILY MEDICAL, PLLC		40	9	18%	49
ADVENT HEALTH - MOUNT DORA		9	40	82%	49
BERNHARDT LABORATORIES	1	12	36	73%	49
USF		1	48	98%	49
SOLARIS SENIOR LIVING NORTH NAPLES		48	1	2%	49
SARATOGA HOSPITAL LABORATORY		44	5	10%	49
INN AT ASTON GARDENS AT PELICAN POINTE,THE		45	4	8%	49
ALLEGRO		47	2	4%	49
MARQUIS LABS, LLC		49			49
COURTYARD GARDENS OF JUPITER		48			48
HIALEAH HOSPITAL RESPIRATORY DEPT			48	100%	48
HEALTH FIRST - CAPE CANAVERAL HOSPITAL		1	47	98%	48
MENORAH HOUSE		47	1	2%	48
BIOIQ			48	100%	48
PREMIER MEDICAL ASSOCIATES		46	2	4%	48
INN AT THE FOUNTAINS, THE		34	14	29%	48
Jupiter Medical Center Pavilion		47	1	2%	48
GRAND OAKS OF PALM CITY LLC	1	41	6	13%	48
NAPLES PEDIATRICS INC		43	5	10%	48
RAINBOW PEDIATRICS PC LLC / BREAKFAST POINT		38	10	21%	48
INTERNAL MEDICINE ASSOCIATES PA		44	4	8%	48
BAY CENTER HURRICANE SHELTER		48			48
FLORIDA HEALTH CARE DELAND			48	100%	48
DOH		23	25	52%	48
TRADITIONAL HOME HEALTH OF PALM BEACH INC		47	1	2%	48
CAREMED INTERNAL MEDICINE		30	18	38%	48
INTERLAB		1	46	98%	47
MID FLORIDA PRIMARY CARE PA		35	12	26%	47
VITAS HEALTHCARE CORP OF FLORIDA		47			47
NAVARRE GARDENS		41	6	13%	47

COVID-19: testing by laboratory

Data through Feb 4, 2021 verified as of Feb 5, 2021 at 09:25 AM

Data in this report are provisional and subject to change.

The numbers in the table below represent the number of Florida and non-Florida residents for whom test results were received by the Department of Health. A person can be tested by more than one laboratory and can have both positive and negative results. **Therefore, the sum of the numbers in each column will be larger than the total number of people tested.**

Reporting lab	Inconclusive	Negative	Positive	Percent positive	Total
METROPOLITAN HOSPITAL CENTER		44	3	6%	47
MINUTECLINIC DIAGNOSTIC OF NORTH CARO		42	5	11%	47
CAPE REGIONAL MEDICAL CENTER		45	2	4%	47
PUTNAM COUNTY SHERIFFS OFFICE		41	6	13%	47
BARNES HEALTHCARE OF FLORIDA LLC		44	3	6%	47
GRAND ST PAUL CVS		47			47
CAREATC CITY OF TAMPA		36	11	23%	47
H LEE MOFFITT CANCER CENTER MICRO		46			46
MINUTECLINIC DIAGNOSTIC OF SOUTH CARO		37	9	20%	46
ST CLOUD PHYSICIAN MANAGEMENT LLC DBA ST CLOUD		27	19	41%	46
KAPG ST AUGUSTINE SENIOR HOUSING OPCO LLC		37	9	20%	46
PREMIER PLACE HEALTHCARE AT THE GLENVIEW		46			46
LITTLE NECK URGENT CARE		44	2	4%	46
EAST MANATEE FAMILY	1	1	44	96%	46
NOMI HEALTH LAB SERVICES LLC		3	43	93%	46
THE TERRACE OF JACKSONVILLE		3	43	93%	46
HARTFORD HEALTH SERVICES LLC		46			46
WEST ISLIP URGENT CARE		43	3	7%	46
TOWERS HOME CARE		43	3	7%	46
POPLAR HEALTHCARE PLLC	1	11	34	74%	46
ADVENT HEALTH MEDICAL GROUP OB GYN AT		40	6	13%	46
BLISS HEALTHCARE SERVICES		27	19	41%	46
ROCKLEDGE REGIONAL MEDICAL CENTER		30	16	35%	46
COLLIER BLVD HMA PHYSICIAN MANAGEMENT LLC		46			46
UNIVERSITY OF CENTRAL FLORIDA HEALTH SERVICES		45			45
MOBILE DOC FL, LLC		29	16	36%	45
Palms at Ponte Vedra Assisted Living and Memory Care		44	1	2%	45
GOLDEN POND COMMUNITIES		45			45
WINTER GARDEN REHAB AND NURSING CENTER		41	4	9%	45
SOUTHPORT SQUARE HARBOUR HEALTH		45			45
DAVID POSNACK JEWISH DAY SCHOOL		45			45
REDI-MED WALK-IN FAMILY CARE			45	100%	45
QHC UPSTATE MEDICAL PC		36	8	18%	44
LAKE WALES OPERATING GROUP LLC		39	5	11%	44
ATRIA PARK OF LAKE FOREST (WG HERITAGE LF LLC)		43	1	2%	44
ALLIANCE OF PHYSICIANS AGAINST COVID-19			44	100%	44
ADVENT HEALTH EXPRESS CARE		4	40	91%	44
STUART URGENT CARE			44	100%	44
EC OPCO PENSACOLA, LLC		43	1	2%	44
NEOGENOMICS LABORATORIES INC		44			44
PRECISION HEALTH SOLUTIONS LAB		9	35	80%	44
PRACTICE MANAGEMENT OF AMERICA, INC.		7	37	84%	44
GENTIVA HEALTH SERVICES CERTIFIED INC		41	3	7%	44
PEDIATRICS OF CENTRAL FLORIDA – SAINT CLOUD	2	40	2	5%	44
ARDEN COURTS OF SARASOTA		28	16	36%	44
PATRICK AIR FORCE BASE		3	40	93%	43

COVID-19: testing by laboratory

Data through Feb 4, 2021 verified as of Feb 5, 2021 at 09:25 AM

Data in this report are provisional and subject to change.

The numbers in the table below represent the number of Florida and non-Florida residents for whom test results were received by the Department of Health. A person can be tested by more than one laboratory and can have both positive and negative results. **Therefore, the sum of the numbers in each column will be larger than the total number of people tested.**

Reporting lab	Inconclusive	Negative	Positive	Percent positive	Total
BRANCH MEDICAL CLINIC			43	100%	43
WALGREENS #10373		42	1	2%	43
CITYMD OF MANAHAWKIN		41	2	5%	43
LAKE MARY KIDS CENTRA CARE		33	10	23%	43
FLORIDA HOSPITAL		27	16	37%	43
Guardian Care Nursing and Rehabilitation Center		43			43
LEVY COUNTY DEPARTMENT OF HEALTH		31	12	28%	43
PRINCETON VILLAGE□		39	4	9%	43
LARA HEALTH AND WELLNESS CENTER LLC		43			43
MAUREEN OROURKE-FUTEY			43	100%	43
DELCARE PA		34	9	21%	43
RADIOLOGY ASSOCIATES OF VENICE AND ENGLEWOOD		41	2	5%	43
FAMILY EXTENDED CARE OF WINTER HAVEN		41	2	5%	43
Atlantic Shore Nursing and Rehab		42			42
LABCORP BURLINGTON		18	24	57%	42
NIGHT LITE PEDIATRICS CENTER LLC		10	32	76%	42
FHMG_CTR FOR SENIOR HEALTH		37	5	12%	42
ROSECASTLE OF JACKSONVILLE LLC		41	1	2%	42
TGH URGENT CARE POWERED BY FAST TRACK			42	100%	42
LINCOLN MEDICAL AND MENTAL HEALTH CENTER		40	2	5%	42
WOLFF CTR FOR CHILD & ADOLESCENT HEALTH PLLC,THE		26	16	38%	42
ECOLAB GROUP		8	34	81%	42
WALGREENS 3145		39	3	7%	42
CLINICAL LABORATORY		42			42
Citymd Of Toms River		36	6	14%	42
CDR MAGUIRE INC	1	7	34	81%	42
UNIVERSITY OF WEST FLORIDA, THE		42			42
325TH MEDICAL GROUP		41			41
SOUTH LAKE PEDIATRICS		39	2	5%	41
PEDIATRICS OF CENTRAL FLORIDA KISSI		33	8	20%	41
FLORIDA HOSPITAL NEW SMYRNA		4	37	90%	41
NEW YORK PRESBYTERIAN - QUEENS DIAGNOSTIC		40	1	2%	41
BRONX LEBANON HOSPITAL-MEDICAL CENTER		37	4	10%	41
TOTAL CARE PLUS LLC			41	100%	41
NEXT MOLECULAR ANALYTICS		11	30	73%	41
MAIMONIDES-SHALOM ACADEMY, INC		40	1	2%	41
BARNETT PARK□		2	39	95%	41
PHILLIPPE RIDGE		29	12	29%	41
ADVENT HEALTH - LAKE WALES		29	12	29%	41
PANCARE HEALTH - FREEPORT CLINIC SUITE B		32	9	22%	41
SOS MOBILE MEDICAL CARE LLC		31	10	24%	41
PRIDE DIAGNOSTICS		24	16	40%	40
URGENT CARE & WELLNESS CENTER		10	30	75%	40
CLINICAL PATHOLOGY LABORATORIES, INC		40			40
FAST PACE MEDICAL CLINIC, PLLC		35	5	13%	40
FIRST CHOICE URGENT CARE		10	30	75%	40

COVID-19: testing by laboratory

Data through Feb 4, 2021 verified as of Feb 5, 2021 at 09:25 AM

Data in this report are provisional and subject to change.

The numbers in the table below represent the number of Florida and non-Florida residents for whom test results were received by the Department of Health. A person can be tested by more than one laboratory and can have both positive and negative results. **Therefore, the sum of the numbers in each column will be larger than the total number of people tested.**

Reporting lab	Inconclusive	Negative	Positive	Percent positive	Total
Baldwin Pediatrics		37	3	8%	40
LONGLEAF DIAGNOSTIC LABORATORIES		11	29	73%	40
PALM BAY HOSPITAL			40	100%	40
LINCOLN DIAGNOSTIC LAB		38	2	5%	40
CAPITAL REGIONAL MEDICAL CENTER		2	38	95%	40
DOH-WEST PALM BEACH BRANCH LABORATORY		2	38	95%	40
CARE CENTERS OF NASSAU LLC MINER ROAD SOUTH		40			40
PACIFICA SENIOR LIVING OCALA		35	5	13%	40
BETHESDA HEALTH URGENT CARE		3	37	93%	40
LIFESTREAM BEHAVIORIAL CENTER		22	17	44%	39
BAY COUNTY JAIL ANNEX		34	5	13%	39
HOME CARE PHARMACY		39			39
CLINICAL RESEARCH SEQUENCING PLATFORM		8	31	79%	39
NORTH CENTRAL BRONX HOSPITAL		37	2	5%	39
MINUTECLINIC DIAGNOSTIC OF KANSAS, PA		33	6	15%	39
ADVENT HEALTH CENTRA CARE - LAKE LAND		30	9	23%	39
JUNIPER VILLAGE AT CAPE CORAL		34	5	13%	39
CEDAR CREEK AT KINGS BAY INC		39			39
LOURDES HOSPITAL INC		37	2	5%	39
SAFARI PEDIATRICS PA		38	1	3%	39
GUYAN VALLEY WELLNESS CENTER		32	7	18%	39
MEDEX MEDICAL EXPRESS OF PALATKA LLC			39	100%	39
ERDOX		37	2	5%	39
CENTRA CARE - LAKE NONA		3	36	92%	39
SURFSIDE URGENT CARE		26	12	32%	38
ADVENTIST HEALTH SYSTEM FLORIDA		26	12	32%	38
FELICIDAD MEDICAL CENTER			38	100%	38
CCRC @ SUNFLOWER LLC		35	3	8%	38
CENTRAL FLORIDA PEDIATRICS		13	25	66%	38
HOMEWOOD RESIDENCE AT FREEDOM PLAZA		37	1	3%	38
HERNANDO ENDOSCOPY AND SURGERY CENTER		30	8	21%	38
SAN CARLOS PHARMACY		34	4	11%	38
BOND CLINIC, PA		9	29	76%	38
BENTON HOUSE OF ST. JOHNS		36	2	5%	38
FLORIDA DEPARTMENT OF HEALTH CLAY COUNTY		25	13	34%	38
Gabisa Medical LLC		38			38
MISSION OAKS ASSISTED LIVING		36	2	5%	38
MOLECULAR DIAGNOSTICS		5	33	87%	38
UNIVERSITY OF ALABAMA		35	3	8%	38
AUTUMN OF SARASOTA		12	26	68%	38
PLAINVIEW URGENT CARE		35	2	5%	37
TAYLORVILLE FAMILY MEDICINE		30	7	19%	37
CAMPBELL URGENT CARE			37	100%	37
PONCE THERAPY CARE CENTER		34	3	8%	37
FAMILY EXTENDED CARE OF SEBRING INC		35	2	5%	37
ROYAL PALM SENIOR RESIDENCE		37			37

COVID-19: testing by laboratory

Data through Feb 4, 2021 verified as of Feb 5, 2021 at 09:25 AM

Data in this report are provisional and subject to change.

The numbers in the table below represent the number of Florida and non-Florida residents for whom test results were received by the Department of Health. A person can be tested by more than one laboratory and can have both positive and negative results. **Therefore, the sum of the numbers in each column will be larger than the total number of people tested.**

Reporting lab	Inconclusive	Negative	Positive	Percent positive	Total
NORTHWELL HEALTH PLAINVIEW HOSPITAL LABORATORY		28	9	24%	37
University Hills health and Rehabilitation		27	10	27%	37
SPRING MANOR ASSISTED LIVING		37			37
THE COLLIER AT NAPLES		36	1	3%	37
MORTON PLANT			37	100%	37
ERIC C MRSHAL, MD, PC #1842		35	2	5%	37
KINDRED HOSPITAL CENTRAL TAMPA BLOOD GAS	1	34	2	5%	37
HR SARASOTA OPERATOR LLC		25	12	32%	37
PERSONAL PEDIATRICS		32	5	14%	37
NORTH CAROLINA DEPARTMENT OF HEALTH & HUMAN SERVICES	1		36	97%	37
HOLZER HEALTH CENTER		5	32	86%	37
ISLAND URGENT CARE PLLC		36	1	3%	37
RAPID RELIABLE TESTING NY LLC		33	4	11%	37
CONNECTICUT DEPARTMENT OF HEALTH		22	15	41%	37
BOULEVARD REHABILITATION CENTER		24	13	35%	37
PATHOGENIUS LABORATORIES		30	7	19%	37
STEWART MEDICAL GROUP, INC		21	16	43%	37
ONE MILO		37			37
BRIDGEVIEW CENTER LLC		27	10	27%	37
CITRUS COUNTY HEALTH DEPARTMENT		33	3	8%	36
MINUTE CLINIC INCORPORATE		30	6	17%	36
BVL/LITTLE ANGEL PEDIATRICS		36			36
ACCURATE DIAGNOSTIC LAB		35	1	3%	36
CARE 4 U MANAGEMENT, INC			36	100%	36
SOUTHERN LABORATORY		10	25	71%	35
IMA MEDICAL GROUP POINCIANA		14	21	60%	35
DEVELOPMENTAL DISABILITIES DEFENDANT PROGRAM		33	2	6%	35
MINUTECLINIC DIAGNOSTIC OF NEW JERSEY		28	7	20%	35
WEST		21	14	40%	35
ST AUGUSTINE PEDIATRIC ASSOC		31	4	11%	35
WUESTHOFF MEMORIAL HOSPITAL			35	100%	35
INNOVATION CLINICAL TRIALS, INC			35	100%	35
STAT ONE URGENT CARE CENTER		2	33	94%	35
NORTH FLORIDA / SOUTH GEORGIA VETERANS HEALTH SYSTEM			35	100%	35
IRL		4	31	89%	35
BAYSHORE PATHOLOGY CONSULTANTS PA		34	1	3%	35
TERRACE AT HOBE SOUND, THE	1	31	3	9%	35
MARIANNA HEALTH AND REHABILITATION CENTER		34	1	3%	35
NEUROINTERNATIONAL SARASOTA		32	3	9%	35
S-H THIRTY FIVE OPCO - ORANGE CITY, LLC		26	9	26%	35
UNION MEDICAL CARE PLLC		35			35
NICEVILLE URGENT CARE		2	33	94%	35
ADVENT HEALTH - FISH MEMORIAL		2	33	94%	35
P23 LABS		35			35
LEE MEMORIAL HEALTH SYSTEM HEALTH FAIR		32	3	9%	35
SIGNATURE HEALTHCARE OF ORANGE PARK		31	3	9%	34

COVID-19: testing by laboratory

Data through Feb 4, 2021 verified as of Feb 5, 2021 at 09:25 AM

Data in this report are provisional and subject to change.

The numbers in the table below represent the number of Florida and non-Florida residents for whom test results were received by the Department of Health. A person can be tested by more than one laboratory and can have both positive and negative results. **Therefore, the sum of the numbers in each column will be larger than the total number of people tested.**

Reporting lab	Inconclusive	Negative	Positive	Percent positive	Total
LONG TERM CARE OF GULF BREEZE LLC		30	4	12%	34
MORTON PLANT HOSPITAL NURSING			34	100%	34
S-H THIRTY FIVE OPCO - LUTZ, LLC		33	1	3%	34
PARAMOUNT WALK-IN CLINIC		1	33	97%	34
BELVEDERE COMMONS OF SUN CITY CENTER		34			34
INSTITUTE OF PATHOLOGY KINGS COUNTY		33	1	3%	34
PARKSIDE HEALTH AND REHABILITATION CENTER			34	100%	34
SUWANNEE COUNTY SHERIFF OFFICE		31	3	9%	34
CSL PLASMA INC		7	27	79%	34
POARCH BANC CREEK INDIANS TRIBAL HEALTH DEPARTMENT			34	100%	34
ENCOMPASS HEALTH REHABILITATION HOSPITAL OF LARGO		31	3	9%	34
PREMIER COMMUNITY HEALTHCARE GROUP INC		33	1	3%	34
RASHDA ALBIBI M.D. P.A.		31	3	9%	34
PATRICK MANOR INCORPORATED		34			34
COLLIER HMA PHYSICIAN MANAGEMENT LLC		26	8	24%	34
THE MERIDIAN AT BOCA RATON	1	33			34
REDI-MED WALK IN FAMILY CLINIC			34	100%	34
WG EVERGREEN WOODS SH LLC		34			34
BIOFIRE		7	27	79%	34
CROSSROADS URGENT CARE		20	14	41%	34
TUSCAN GARDENS OF DELRAY BEACH MANAGEMENT COMPANY,		34			34
ST JOHNS COUNTY DETENTION CENTER		34			34
GRAMERCY PARK URGENT CARE		32	1	3%	33
University Hospital		28	5	15%	33
GREENRIDGE GROUP HOME	3	11	19	58%	33
AHSE ROP		32	1	3%	33
VIP WALK IN CLINIC		19	14	42%	33
STETSON UNIVERSITY STUDENT HEALTH CENTER		3	30	91%	33
PREMISE HEALTH MIA		1	32	97%	33
PRMG - EAST NAPLES		23	10	30%	33
BOND CLINIC		3	30	91%	33
METRO KNOXVILLE HMA		25	8	24%	33
ATRIA WILLOW WOOD		32	1	3%	33
LUTHERAN HAVEN EXTENDED CONGREGATE CAR		33			33
MEDCOMP SCIENCES			33	100%	33
PHOSPHORUS DIAGNOSTICS		27	6	18%	33
LONG ISLAND JEWISH MED CTR		30	3	9%	33
WG BAYPOINT VILLAGE SH LLC		33			33
ANDALUSIA HEALTH		16	17	52%	33
PHYSICIAN ASSOCIATES LLC		26	7	21%	33
AYERS NURSING AND REHABILITATION CENTER		33			33
ST. MARYS MEDICAL CENTER		1	32	97%	33
Kensington Gardens		33			33
FLORIDA PEDIATRIC GROUP PA		28	5	15%	33
CVS MINUTE CLINIC		1	32	97%	33
CALHOUN COUNTY HEALTH DEPT		13	20	61%	33

COVID-19: testing by laboratory

Data through Feb 4, 2021 verified as of Feb 5, 2021 at 09:25 AM

Data in this report are provisional and subject to change.

The numbers in the table below represent the number of Florida and non-Florida residents for whom test results were received by the Department of Health. A person can be tested by more than one laboratory and can have both positive and negative results. **Therefore, the sum of the numbers in each column will be larger than the total number of people tested.**

Reporting lab	Inconclusive	Negative	Positive	Percent positive	Total
MAINSTREET FAMILY URGENT CARE		1	32	97%	33
HOLY NAME HOSPITAL LABORATORY		32	1	3%	33
JENNIFER J CHIAVETTA-GRLSANTI DC		24	9	27%	33
SANFORD MOBILE LAB PGA TOUR		32	1	3%	33
ROYAL CARE OF AVON PARK		30	3	9%	33
AVALON PARK RETIREMENT RESIDENCE		31	1	3%	32
CDR MAGUIRE - MIAMI BEACH CC MISSION 17388		2	30	94%	32
VETERANS HOME			32	100%	32
COMPLETE HOME CARE OF THE PALM BEACHES LLC		30	2	6%	32
HARMONY HEALTH OPCO, LLC		15	17	53%	32
JOHN KNOX VILLAGE OF CENTRAL FLORIDA		28	4	13%	32
MINUTECLINIC DIAGNOSTIC OF RHODE ISLAND, LLC #1544		31	1	3%	32
OPIS COQUINA CENTER		32			32
THE GOOD SHEPARDS OF DELAND-WEST		32			32
JACKSON HEALTH SYSTEM		1	31	97%	32
VILLAGE ON THE ISLE		27	5	16%	32
IPSUM DIAGNOSTICS		3	29	91%	32
PORT SAINT JOHN FAMILY PRACTICE		20	12	38%	32
KENILWORTH CARE & REHABILITATION CENTER		26	6	19%	32
Heartland Health Care Center North Sarasota		18	14	44%	32
KEYSTYLE LIVING LLC	1	30	1	3%	32
WESTMINSTER ST AUGUSTINE		32			32
G & R HEALTH MART PHARMACY		23	9	28%	32
NIGHT LITE PEDIATRICS URGENT CARE CENTER			32	100%	32
PECONIC BAY MEDICAL CENTER LABORATORY		24	8	25%	32
VETERAN AFFAIRS MEDICAL CENTER - JAMES J PETERS		30	2	6%	32
SOUTHSIDE HOSPITAL NORTHWELL HEALTH LABORATORY		27	4	13%	31
MICHAEL J D'AMBROSE MD PA		29	2	6%	31
ASHTON PLACE	3	24	4	13%	31
SPEARHEAD MEDICAL			31	100%	31
EAST HILL PHARMACY		23	8	26%	31
LabCorp L#09258130 M#09258125		12	19	61%	31
COLLIER ANESTHESIA PAIN LLC		31			31
NIGHT LITE PEDIATRIC CENTER		10	21	68%	31
SILVER LAKE PEDIATRICS PA		27	4	13%	31
DISCOVERY COMMONS AT BRADENTON		31			31
CCS - BROWARD COUNTY JAIL		26	5	16%	31
REGENCY PARK ASSISTED LIVING FACILITY		29	2	6%	31
BROOKDALE CANOPY OAKS			31	100%	31
MERCY MEDICAL URGENT CARE CENTER INC		3	28	90%	31
TRADITIONAL HOME CARE INC		30	1	3%	31
BRP SH OPCO LLC		31			31
HERITAGE WATERSIDE		27	3	10%	30
CLINCLOUD, LLC			30	100%	30
THE TERRACE AT IVY ACRES ALF		11	19	63%	30
HIGHLANDS LAKE CENTER		27	3	10%	30

COVID-19: testing by laboratory

Data through Feb 4, 2021 verified as of Feb 5, 2021 at 09:25 AM

Data in this report are provisional and subject to change.

The numbers in the table below represent the number of Florida and non-Florida residents for whom test results were received by the Department of Health. A person can be tested by more than one laboratory and can have both positive and negative results. **Therefore, the sum of the numbers in each column will be larger than the total number of people tested.**

Reporting lab	Inconclusive	Negative	Positive	Percent positive	Total
AMEERAH LABS			30	100%	30
MAKO MEDICAL		16	14	47%	30
WAVE CREST HEALTH AND REHABILITATION CENTER		30			30
ARTHREX MEDICAL CENTER		14	16	53%	30
ORANGE PARK PEDIATRICS		24	6	20%	30
ADVENT HEALTH PRIMARY CARE PLUS, WINTER GARDEN		26	4	13%	30
WESTWOOD NURSING AND REHABILITATION		28	2	7%	30
Consulate Health Care of Orange Park		27	3	10%	30
REGENCY OAKS HEALTH CENTER		28	2	7%	30
HOLMES COUNTY HEALTH DEPARTMENT		21	9	30%	30
ADVENTHEALTH MEDICAL GROUP FAMILY MEDICINE AT RDV		30			30
Okeechobee Health Care Facility		16	14	47%	30
FHMG-FLORIDA HOSPITAL MEDICAL GROUP		23	7	23%	30
AMERICAN ESOTERIC LABORATORIES		15	15	50%	30
LAKELAND REGIONAL HEALTH GATEWAY CENTER		7	23	77%	30
PRO HEALTH HARMONY		29			29
NURSES HELPING HANDS INC ALF		29			29
SUNTREE INTERNAL MEDICINE		29			29
CCS - JOSEPH V CONTE		28	1	3%	29
PALM GARDEN OF JACKSONVILLE		27	2	7%	29
MIAMI CLINICAL RESEARCH CORP			29	100%	29
VIKOR SCIENTITIC			29	100%	29
WASHINGTON COUNTY HEALTH DEPARTMENT		17	12	41%	29
COMPREHENSIVE CHILDCARE		23	6	21%	29
MIDDLETOWN MEDICAL P C		20	9	31%	29
DEPT OF VA MED CENTE-WEST PALM BEACH			29	100%	29
ST JOSEPH'S HOSPITAL LABORATORY			29	100%	29
EASYCARE WALK-IN CLINIC		11	18	62%	29
P4CLINICAL	3	2	24	83%	29
GATTOLINE ENTERPRISES, INC. DBA FAMILY CARE PHARMACY		23	6	21%	29
WALK IN MEDICAL URGENT CARE		29			29
EVERLYWELL		16	13	45%	29
MINUTE CLINIC LLC #2216		27	2	7%	29
PROFESSIONAL PEDIATRICS		27	2	7%	29
EMERGENCY PHYSICIANS MEDICAL CENTER LLC		13	16	55%	29
FLORIDA DEPARTMENT OF HEALTH IN MONROE COUNTY		26	3	10%	29
RENAISSANCE SENIOR LIVING	1	28			29
UNION MEDICAL CARE		29			29
KEY WEST MEDICAL CENTER	1	27	1	3%	29
BONIFAY NURSING AND REHAB CENTER			29	100%	29
RENAISSANCE AT THE TERRACES		28	1	3%	29
UNIV OF ROCHESTER-STRONG MEMORIAL HOSP		28	1	3%	29
NEMOURS CHILDRENS CLINIC		22	7	24%	29
COMMUNITY MEDICAL CARE CENTER INC			28	100%	28
PORT ST LUCIE HOSPITAL		25	3	11%	28
PINELLAS INTERNAL MEDICINE ASSOCIATES	1	26	1	4%	28

COVID-19: testing by laboratory

Data through Feb 4, 2021 verified as of Feb 5, 2021 at 09:25 AM

Data in this report are provisional and subject to change.

The numbers in the table below represent the number of Florida and non-Florida residents for whom test results were received by the Department of Health. A person can be tested by more than one laboratory and can have both positive and negative results. **Therefore, the sum of the numbers in each column will be larger than the total number of people tested.**

Reporting lab	Inconclusive	Negative	Positive	Percent positive	Total
LYSTER ACH FT RUCKER AL		25	3	11%	28
WELLMED AT NEW TAMPA		22	6	21%	28
MAGNOLIA DIAGNOSTICS, LLC		3	25	89%	28
DUVAL PHARMACY		22	6	21%	28
PANCARE HEALTH - BAY COUNTY - YOUNGSTOWN		25	3	11%	28
ATRIA SAN PABLO		26	2	7%	28
EDEN AT CRESTVIEW		12	16	57%	28
FAMILY CARE PARTNERS		18	10	36%	28
BOCA BIOLISTIC REFERENCE LAB			28	100%	28
FLAGLER HOSPITAL INC	2		26	93%	28
DAVID LAWRENCE CENTER		24	4	14%	28
ACTIVE SENIOR LIVING		26	2	7%	28
Cleveland Clinic Laboratories		4	24	86%	28
HEALTH FIRST - VIERA HOSPITAL		1	27	96%	28
PANCARE HEALTH - BONIFAY K-8			28	100%	28
LAKELAND NURSING AND REHABILITATION CENTER			28	100%	28
FAMILY CARE PARTNERS URGENT CARE LLC		22	6	21%	28
CDC		17	11	39%	28
KEY PRIMARY CARE			28	100%	28
UNIVERSITY MEDICAL CTR OF PRINCETON AT		26	2	7%	28
WHITE-WILSON MEDICAL CENTER - NICEVILLE		23	5	18%	28
NCHD		14	14	50%	28
UCLA HEALTHCARE CLINICAL LABS		23	4	15%	27
URGENT CARE CENTER			27	100%	27
JAMAICA HOSPITAL MEDICAL CENTER		25	2	7%	27
INTERCOASTAL MEDICAL GROUP			27	100%	27
BULLS HEAD URGENT CARE		26	1	4%	27
SANTA BARBARA CARE CENTER		17	10	37%	27
RIVERHEAD URGENT CARE		26	1	4%	27
EASTERN SHORE URGENT CARE		17	10	37%	27
FAST PACE MEDICAL CLINIC		24	3	11%	27
BROOKDALE PHILLIPPI CREEK			27	100%	27
LAKE MARY - STIRLING CENTER SUITE 202			27	100%	27
HEALTHPARK MEDICAL CENTER ABG LAB		26	1	4%	27
LEXINGTON PLACE SENIOR LIVING COMMUNITY		27			27
BRANDON COMMUNITY HEALTH CENTER		19	8	30%	27
EXPRESS CARE OF BELLEVIEW		27			27
BAY STREET PHARMACY		26	1	4%	27
STATEN ISLAND UNIVERSITY HOSPITAL-POUCH		27			27
ALABAMA CLINICS		14	13	48%	27
COUNTY OF LOS ANGELES			27	100%	27
LABORATORY ALLIANCE OF CENTRAL NEW YORK		26	1	4%	27
MADISON COUNTY MEMORIAL HOSPITAL LABORATORY		14	13	48%	27
SUNCOAST LABS			27	100%	27
SPANISH RIVER HIGH SCHOOL ESE		23	4	15%	27
DUVAL COUNTY HEALTH DEPARTMENT		27			27

COVID-19: testing by laboratory

Data through Feb 4, 2021 verified as of Feb 5, 2021 at 09:25 AM

Data in this report are provisional and subject to change.

The numbers in the table below represent the number of Florida and non-Florida residents for whom test results were received by the Department of Health. A person can be tested by more than one laboratory and can have both positive and negative results. **Therefore, the sum of the numbers in each column will be larger than the total number of people tested.**

Reporting lab	Inconclusive	Negative	Positive	Percent positive	Total
PULMONARY SPECIALISTS OF THE PALM BEACHES		16	10	38%	26
TAMPA BAY CONCIERGE DOCTOR, LLC		24	2	8%	26
MONCRIEF ARMY HEALTH CLINIC			26	100%	26
BENTLEY VILLAGE II		17	9	35%	26
BODYK		22	4	15%	26
PREMIER URGENT CARE CENTER LLC			26	100%	26
OAKTREE HEALTHCARE			26	100%	26
ADVENT HEALTH PARTIN SETTLEMENT HEALTH PARK		18	8	31%	26
LOOP PEDIATRICS		22	4	15%	26
NATIONAL MENTOR HEALTHCARE LLC			26	100%	26
CAREHERE LAKE SCHOOLS EMPLOYEE HEALTH CENTER		17	9	35%	26
COLORADO DEPARTMENT OF HEALTH LABORATORY SERVICES DIVISION			26	100%	26
TGH URGENT CARE - RIVERVIEW			26	100%	26
LOT HEALTH SERVICES	1	25			26
PERDIDO URGENT CARE		1	25	96%	26
URGENT FAMILY CARE INC		23	3	12%	26
PALM BEACH COUNTY FIRE RESCUE		24	2	8%	26
STUART REHABILITATION AND HEALTHCARE		12	14	54%	26
HARBORCHASE OF WELLINGTON CROSSING		24	2	8%	26
WEINBERG VILLAGE		25	1	4%	26
WARDE MEDICAL LABORATORY		18	8	31%	26
MARION PEDIATRICS PA		19	7	27%	26
MINUTECLINIC DIAGNOSTIC OF HAWAII LLC		24	2	8%	26
BROOKDALE SOUTHPOINT			26	100%	26
WEST BROWARD CARE CENTER		24	2	8%	26
ADVANCE URGENT CARE CENTER, LLC		1	25	96%	26
BROOKDALE BRANDON	1	25			26
MINUTE CLINIC, LLC DBA MINUTECLINIC #4505		24	2	8%	26
THE MINIER URGENT CARE		20	6	23%	26
ACCESS 365 URGENT CARE		8	18	69%	26
ATRIA LADY LAKE		26			26
Wiregrass Rehabilitation Center and Nursing Home		25	1	4%	26
AESTHETIC ENHANCEMENTS		26			26
CORAL HOUSE ASSISTED LIVING COMMUNITY LLC		25			25
VETERANS AFFAIRS MEDICAL CENTER - NEW YORK HARBOR		24	1	4%	25
ADVENT HEALTH - LAKE MARY PEDIATRICS		16	9	36%	25
ST PETER'S BENDER LABORATORY		25			25
UHEALTH AT FISHER ISLAND			25	100%	25
MONTEFIORE NEW ROCHELLE HOSPITAL		23	2	8%	25
RJ LEE GROUP	1	23	1	4%	25
LAKES DIALYSIS CENTER INC			25	100%	25
ARCPPOINT LABS OF FORT LAUDERDALE		25			25
THE WATERMARK AT VISTAWILLA		25			25
FEDERAL PRISON CAMP PENSACOLA			25	100%	25
WAKULLA COUNTY HEALTH DEPARTMENT		11	14	56%	25
EAST HILL MEDICAL GROUP		17	8	32%	25

COVID-19: testing by laboratory

Data through Feb 4, 2021 verified as of Feb 5, 2021 at 09:25 AM

Data in this report are provisional and subject to change.

The numbers in the table below represent the number of Florida and non-Florida residents for whom test results were received by the Department of Health. A person can be tested by more than one laboratory and can have both positive and negative results. **Therefore, the sum of the numbers in each column will be larger than the total number of people tested.**

Reporting lab	Inconclusive	Negative	Positive	Percent positive	Total
WIREGRASS CLINIC LLC		20	5	20%	25
UNIPATH		18	7	28%	25
Lanier Rehab			25	100%	25
GASTROENTEROLOGY ASSOCIATES OF PENSACOLA PA		22	3	12%	25
VASSAR BROTHERS MEDICAL CENTER LABORATORY		24	1	4%	25
TALLAHASSEE DEVELOPMENTAL CENTER□		24	1	4%	25
AMMON ANALYTICAL LABORATORIES		21	4	16%	25
ST. CLOUD HOSPITAL		20	5	20%	25
UNION CHD		22	3	12%	25
SYNIVERSE WELLNESS CENTER		21	4	16%	25
SANITAS		4	21	84%	25
BARBARA O'REILLY MD PA		24	1	4%	25
WOMENS CARE FLORIDA LABORATORY		25			25
WESTPAC LABS		1	24	96%	25
THE CHAPPEL GROUP RESEARCH		24			24
STEWART MELBOURNE HOSPITAL			24	100%	24
PENSACOLA PEDIATRICS - PACE		16	8	33%	24
MADWAR		19	5	21%	24
GULFSIDE HOSPICE INC		21	3	13%	24
MINUTECLINIC DIAGNOSTIC OF RHODE ISLAND, LLC #212		24			24
RESIDENCE AT BAY VUE		23	1	4%	24
OAKMONTE VILLAGE		23	1	4%	24
HERITAGE OAKS ASSISTED LIVING & MEMORY CARE		20	4	17%	24
ATRIA AT ST JOSEPHS		24			24
THE COMMONWEALTH OF MASSACHUSETTS			24	100%	24
FLORIDA ATLANTIC UNIVERSITY		21	3	13%	24
Kindred Hospital South Florida Hollywood SNU		23	1	4%	24
UR CARE FAMILY AND SPORTS MEDICINE			24	100%	24
WELLSNOW URGENT CARE		23	1	4%	24
COURTYARDS OF ORLANDO		24			24
ATLAN		21	3	13%	24
SENIOR HEALTH OF WINTER PARK DUNDEE		24			24
WESTMINSTER WOODS ON JULINGTON CREEK		22	2	8%	24
BROWARD HEALTH IMPERIAL POINT NURSING			24	100%	24
GARDENS HEALTH NH LLC		24			24
THE LODGE AND REHABILITATION CENTER		9	15	63%	24
AVENTIS BIO-SERVICES CTL		24			24
ADVANCED URGENT CARE		12	12	50%	24
ABL MEDICAL CARE LLC			24	100%	24
TARPON BAYOU CENTER			24	100%	24
WEISS PEDIATRIC CARE LLC		16	8	33%	24
PHYSICIANS PRIMARY CARE OF SW FLORIDA PL		24			24
HENNEPIN COUNTY MEDICAL CENTER (HCMC)		13	11	46%	24
EPIC REFERENCE LABS INC			24	100%	24
LABORATORY DYNAMICS		20	4	17%	24
LAKE PLACID HEALTH AND REHABILITATION			24	100%	24

COVID-19: testing by laboratory

Data through Feb 4, 2021 verified as of Feb 5, 2021 at 09:25 AM

Data in this report are provisional and subject to change.

The numbers in the table below represent the number of Florida and non-Florida residents for whom test results were received by the Department of Health. A person can be tested by more than one laboratory and can have both positive and negative results. **Therefore, the sum of the numbers in each column will be larger than the total number of people tested.**

Reporting lab	Inconclusive	Negative	Positive	Percent positive	Total
NORTH FLORIDA PEDIATRICS - JACKSONVILLE		21	3	13%	24
VILLAGES REHABILITATION AND NURSING CENTER		24			24
MILLENNIA ADVANCED SCIENTIFIC LLC			24	100%	24
ALAN A SMITH MD LLC		23	1	4%	24
PALMS, THE		24			24
COLONY CARE CENTER		15	9	38%	24
RAINBOW PEDIATRICS		1	23	96%	24
EGL GENETIC DIAGNOSTICS		1	22	96%	23
CERON PEDIATRICS & INTEGRATIVE MEDICIN		23			23
FINLAY C. LABORATORY		3	20	87%	23
RESIDENTIAL PLAZA AT BLUE LAGOON INC		21	2	9%	23
Bon Secours Maria Manor		18	5	22%	23
JOSEF SCHENKER MD PC		23			23
NOBLE SENIOR LIVING		3	20	87%	23
AVOW HOSPICE INC		23			23
ISLAND COAST PEDIATRICS PA		22	1	4%	23
LANDMARK HOSPITAL SOUTHWEST FLORIDA LLC		22	1	4%	23
SOUTHEASTERN OUTPATIENT SURGERY CENTER		22	1	4%	23
BROOKDALE UNIVERSITY HOSPITAL		22	1	4%	23
CHIPOLA MEDICAL ASSOCIATES		4	19	83%	23
SUMTER PEDIATRICS		21	2	9%	23
PRIME CARE ONE LLC/HARBORCHASE OF VENICE			23	100%	23
OCOE PEDIATRICS		19	4	17%	23
ADVENTHEALTH MEDICAL GROUP FAMILY MEDICINE		22	1	4%	23
UF HEALTH NORTH JACKSONVILLE			23	100%	23
DCH REGIONAL MEDICAL CENTER LABORATORY		22	1	4%	23
WUESTHOFF MEDICAL CENTER-MELBOURNE			23	100%	23
SUMMIT MEDICAL GROUP - 75 E NORTHFIELD		21	2	9%	23
HEALTH MED CENTERS		23			23
M&V SAN JOSE MEDICAL CENTER			23	100%	23
OPTUMCARE SOUTH FLORIDA, LLC		17	6	26%	23
MADISON COUNTY MEMORIAL HOSP		12	11	48%	23
Summit Medical Group Westfield Lab		20	3	13%	23
THE TRADITION OF THE PALM BEACHES		22	1	4%	23
PARK WEST MEDICAL CENTER		22	1	4%	23
NEW JERSEY		22	1	4%	23
GOOD SAMARITAN HOSPITAL LABORATORY		20	3	13%	23
WELL-BEING MEDICAL CENTER PLLC		20	3	13%	23
SUNQUEST		3	20	87%	23
ORANGE PEDIATRICS			23	100%	23
MED PLUS FLORENCE		19	4	17%	23
CHILDREN'S MEDICAL CENTER			23	100%	23
UNIVERSITY HILLS HEALTH AND REHABILITATION CENTER		18	5	22%	23
STATE LAB		2	21	91%	23
BRADFORD COUNTY HEALTH DEPARTMENT		22	1	4%	23
BROOKWOOD BAPTIST MEDICAL CENTER		22	1	4%	23

COVID-19: testing by laboratory

Data through Feb 4, 2021 verified as of Feb 5, 2021 at 09:25 AM

Data in this report are provisional and subject to change.

The numbers in the table below represent the number of Florida and non-Florida residents for whom test results were received by the Department of Health. A person can be tested by more than one laboratory and can have both positive and negative results. **Therefore, the sum of the numbers in each column will be larger than the total number of people tested.**

Reporting lab	Inconclusive	Negative	Positive	Percent positive	Total
WOODHOUSE INC		17	6	26%	23
SUNSHINE ASSISTED LIVING		22			22
MIGUEL E TREVINO MD PA		19	3	14%	22
COASTAL SKIN SURGERY AND DERMATOLOGY		15	7	32%	22
CHILDRENS MEDICAL CENTER			22	100%	22
GRAND AVENUE RX			22	100%	22
FORT CAROLINE GARDENS, INC		20	2	9%	22
MINUTECLINIC, LLC		18	4	18%	22
STEWART MEDICAL GROUP INC			22	100%	22
SARASOTA MEMORIAL NURSING & REHABILITATION CTR		22			22
FLORIDA PEDIATRICS		6	16	73%	22
SOMA MEDICAL CENTER PA #3			22	100%	22
LAKEVIEW HEALTH CARE SYSTEMS		8	14	64%	22
TEN HEALTHCARE		6	16	73%	22
ELAN SPANISH SPRINGS		4	18	82%	22
ROCKLEDEGE REGIONAL MEDICAL CENTER		17	5	23%	22
MAYO CLINIC JACKSONVILLE		1	21	95%	22
ALWAYS BEST CARE SENIOR SERVICES		20	2	9%	22
DOT DOC SARASOTA		20	2	9%	22
URGENT CARE USA			22	100%	22
COLORADO DEPARTMENT OF PUBLIC HEALTH AND ENVIRONMENT			22	100%	22
FIRST CHOICE PEDIATRICS LOOP		20	2	9%	22
BAPTIST PRIMARY BLACK CREEK SOUTH			22	100%	22
HUNT CLUB PEDIATRIC ASSOCIATES LLC		19	3	14%	22
ADVENT HEALTH EXPRESS		9	13	59%	22
MINUTE CLINIC DIAGNOSTIC OF SC, LLC #75		21	1	5%	22
DIACARTA INC.		22			22
EBEIDS MD PEDIATRICS		19	3	14%	22
MOBILE DIVISION LABORATORY		7	15	68%	22
PINES NURSING HOME		21	1	5%	22
APOLLO SURGERY CENTER		20	2	9%	22
ISLAMORADA VILLAGE OF ISLANDS FIRE RESCUE		21	1	5%	22
FLORIDA HOSPITAL LABS		12	10	45%	22
SEAGRASS VILLAGE			22	100%	22
ENGLEWOOD HOSPITAL AND MEDICAL CENTER		17	4	19%	21
81ST MEDICAL GROUP			21	100%	21
UPMC CHAUTAUQUA AT WCA LABORATORY		20	1	5%	21
ROCKLEDGE FAMILY HEALTH			21	100%	21
CARESPOT		1	20	95%	21
ARDEN COURTS OF WINTER SPRINGS		18	3	14%	21
NOVANT HEALTH		15	6	29%	21
ST JUDE CHILDRENS RESEARCH HOSPITAL		21			21
ASSISTED LIVING OF BROWARD		21			21
MARTHA'S HOUSE & ASSISTED LIVING FACILITY		21			21
LAKE INTERNAL MEDICINE ASSOCIATES PA		17	4	19%	21
LONG BEACH URGENT CARE		21			21

COVID-19: testing by laboratory

Data through Feb 4, 2021 verified as of Feb 5, 2021 at 09:25 AM

Data in this report are provisional and subject to change.

The numbers in the table below represent the number of Florida and non-Florida residents for whom test results were received by the Department of Health. A person can be tested by more than one laboratory and can have both positive and negative results. **Therefore, the sum of the numbers in each column will be larger than the total number of people tested.**

Reporting lab	Inconclusive	Negative	Positive	Percent positive	Total
BIG BEND CARES, INC		17	4	19%	21
FORT SANDERS REGIONAL LABORATORY		21			21
GLEN COVE HOSPITAL		21			21
AHEC CLINIC		1	20	95%	21
NAPHCARE, INC.		11	10	48%	21
MD BEAUTY LABS, PA		20	1	5%	21
LAKE COUNTY SCHOOLS EMPLOYEE HEALTH CENTER		14	7	33%	21
ARCPPOINT LABS OF WEST PALM BEACH			21	100%	21
LIFE CARE CENTER OF JACKSONVILLE			21	100%	21
MINUTECLINIC DIAGNOSTIC OF MICHIGAN		19	2	10%	21
OLIVE BRANCH HEALTH AND REHABILITATION CENTER			21	100%	21
PULSE MEDICAL GROUP INC			21	100%	21
CONCORD LIFE SCIENCES LLC		3	18	86%	21
ADVENTHEALTH MEDICAL GROUP FAMILY & INTERNAL		9	12	57%	21
PATHGROUP			21	100%	21
TIFFANY LAKE CARE CENTERS INC		21			21
CLINICAL PATHOLOGY LABORATORIES SOUTHEAST			21	100%	21
MINUTECLINIC DIAGNOSTIC OF NORTH CAROLINA		21			21
INTERNATIONAL MEDICAL LABORATORY INC		21			21
HUNTINGTON STATION URGENT CARE		20	1	5%	21
VIRTUA		17	4	19%	21
PALMETTO PEDIATRICS			21	100%	21
PHYSICIANS CARE		18	3	14%	21
JUPITER MEDICAL CENTER PHYSICIANS GROUP, INC		19	2	10%	21
MINUTECLINIC, LLC #08366		16	5	24%	21
PHYSICIANS STAT		2	19	90%	21
CANTON-POTSDAM HOSPITAL LABORATORY		21			21
CARENOW - DOWNTOWN NORTH GULCH		21			21
CONNECTDX		6	15	71%	21
GREEN GABLES ASSISTED LIVING FACILITY		21			21
IMA MEDICAL CENTER		9	12	57%	21
GROWING TOGETHER PEDIATRICS, LLC		17	4	19%	21
POINT OF CARE CLINICS PRIMARY CARE		20			20
SHORE MEMORIAL HOSPITAL		17	3	15%	20
SUNLIFE PHARMACY		20			20
SOUTH FLORIDA DIALYSIS CENTER		8	12	60%	20
DALE MEDICAL CENTER		15	5	25%	20
GERALD J KIVETT MD		18	2	10%	20
HALIFAX HEALTH URGENT CARE		3	17	85%	20
BAY PEDIATRICS PA		18	2	10%	20
HEALTHY MINORS, LLC.		20			20
NORTH PINELLAS CHILDRENS MEDICAL CENTER			20	100%	20
FAMILY AND INTERNAL MEDICINE AT AVALON PARK		17	3	15%	20
KRYSTAL BAY NURSING AND REHABILITATION		16	4	20%	20
KIVA AT CANTERBURY, LLC		20			20
HENDRY REGIONAL CORPORATE HEALTH			20	100%	20

COVID-19: testing by laboratory

Data through Feb 4, 2021 verified as of Feb 5, 2021 at 09:25 AM

Data in this report are provisional and subject to change.

The numbers in the table below represent the number of Florida and non-Florida residents for whom test results were received by the Department of Health. A person can be tested by more than one laboratory and can have both positive and negative results. **Therefore, the sum of the numbers in each column will be larger than the total number of people tested.**

Reporting lab	Inconclusive	Negative	Positive	Percent positive	Total
AMELIA ASSISTED LIVING FACILITY		20			20
TGH MEDICAL GROUP LABORATORY CARROLLWOOD			20	100%	20
REDITUS LABORATORIES			20	100%	20
APOLLO HEALTH & REHABILITATION		15	5	25%	20
CARESPOT OF NOCATEE		1	19	95%	20
CAPE CORAL HOSPITAL ABG LABORATORY		10	10	50%	20
HOWARD BEACH URGENT CARE		20			20
PALMS MEDICAL GROUP - LAKE CITY WEST		3	17	85%	20
MORNINGSIDE MANOR & VILLA ADULT CARE C		20			20
MEDICAL EXPRESS CORP		18	2	10%	20
MID FLORIDA PATHOLOGY LLC		19	1	5%	20
SOUTH CAROLINA DEPARTMENT OF HEALTH			20	100%	20
ROBERT H JENKINS JR VETERANS' DOMICILIARY HOME OF		17	3	15%	20
BETHESDA HEALTH PHYSICIAN GROUP INC			20	100%	20
SOUTHCOR LABORATORY		2	18	90%	20
CLEARWATER EMPLOYEE HEALTH CLINIC		6	14	70%	20
ESTATES MEDICAL CENTER		12	8	40%	20
CL BRUMBACK PRIMARY CARE CLINIC LANTANA		2	18	90%	20
PONCE PLAZA NURSING & REHAB CENTER		4	16	80%	20
ROADS PEDIATRICS,LLC		18	2	10%	20
MARYLAND DEPARTMENT OF HEALTH			20	100%	20
MAGNOLIA PEDIATRICS		2	18	90%	20
HARBOUR ISLAND PEDIATRICS		12	8	40%	20
BEST MEDICAL CENTER		11	9	45%	20
CVS MINUTE CLINIC DIAGNOSTIC OF NORTH CAROL		15	5	25%	20
LAKE WORTH MANOR		19	1	5%	20
ALL PEDIATRIC CARE			19	100%	19
BASSETTI MEDICAL RESEARCH INC		15	4	21%	19
REGENCY SQUARE MALL - SEARS		3	16	84%	19
BROOKDALE MANDARIN CENTRAL		6	13	68%	19
MICHAEL A VENAZIO MD		17	2	11%	19
NO NAME		8	11	58%	19
OHIO CVS STORES, LLC DBA		17	2	11%	19
FREEDOM SQUARE NURSING CENTER		11	8	42%	19
JEFFERSON K-12, A SOMERSET SCHOOL- CLINIC		16	3	16%	19
ESOTERIX GENETIC LABORATORIES		16	3	16%	19
PRIMECARE OF DOTHAN-DALEVILLE CLINIC		14	5	26%	19
NEWYORK-PRESBYTERIAN/ LAWRENCE HOSPITAL LABORATORY		17	2	11%	19
ROYAL PALM MEDICAL GROUP, INC		19			19
ROSLYN URGENT CARE		19			19
LOVING CARE OF THE TREASURE COAST LLC	1	13	5	26%	19
ADVENT HEALTH MEDICAL GROUP- FAMILY MEDICINE AT DR. PHILIPS		14	5	26%	19
MEDEXPRESS - BLOOMIN BRANDS		4	15	79%	19
ST VINCENT'S EAST		17	2	11%	19
LAB INTERMARKET FACILITY LAB		1	18	95%	19
MIRIMUS CLINICAL LABS		8	11	58%	19

COVID-19: testing by laboratory

Data through Feb 4, 2021 verified as of Feb 5, 2021 at 09:25 AM

Data in this report are provisional and subject to change.

The numbers in the table below represent the number of Florida and non-Florida residents for whom test results were received by the Department of Health. A person can be tested by more than one laboratory and can have both positive and negative results. **Therefore, the sum of the numbers in each column will be larger than the total number of people tested.**

Reporting lab	Inconclusive	Negative	Positive	Percent positive	Total
BAYVIEW MEDICAL		19			19
FLORIDA ENDOSCOPY & SURGERY CTR LLC		19			19
STONE WASH CLINICAL LABORATORIES		2	17	89%	19
MEDEXPRESS URGENT CARE - BLOOMINGTON		16	3	16%	19
SONATA BOYNTON BEACH		17	2	11%	19
UNIV OF NORTH ALABAMA HEALTH CENTER		18	1	5%	19
SEVEN RIVERS REGIONAL MEDICAL CENTER		5	14	74%	19
FLORIDA COMMUNITY HEALTH CENTER OF ST. LUCIE		1	18	95%	19
INTEGRATED REGIONAL LABORATORIES - LARGO			19	100%	19
Salerno Bay Health & Rehabilitation Center		13	6	32%	19
CARILLON SPORTS AND FAMILY MEDICINE		15	4	21%	19
UAH STUDENT HEALTH CENTER		12	7	37%	19
BUREAU OF PUBLIC HEALTH	1	1	17	89%	19
MONROE COUNTY DETENTION CENTER			19	100%	19
GOOD SAMARITAN SOCIETY OF DAYTONA		16	3	16%	19
TOTAL ACCESS URGENT CARE			19	100%	19
SOLE HEALTH LLC		19			19
MED HEALTH SERVICES		18	1	5%	19
PROFESSIONAL PARK PEDIATRICS PA			19	100%	19
NANO HEALTH ASSOCIATES LLC		19			19
ISLAND LAKE CENTER		4	15	79%	19
MINUTE CLINIC DIAGNOSTIC OF VIRGINIA		15	4	21%	19
MID-FLORIDA PATHOLOGY, LLC		12	6	33%	18
MARATHON HEALTH FOR LIFE		16	2	11%	18
NASSAU COUNTY JAIL		17	1	6%	18
COMMONWEALTH OF MASSACHUSETTS			18	100%	18
JUST FOR KIDS PEDIATRICS		5	13	72%	18
HUNT CLUB MEDICAL		13	5	28%	18
TIMBERLANE LODGE ALF	1	10	7	39%	18
Gulf Shore Care Center		14	4	22%	18
Sovereign Laboratory Services, LLC		16	2	11%	18
ROCKLAND URGENT CARE FAMILY HEALTH NP		18			18
COASTAL FAMILY PRACTICE		10	8	44%	18
FAMILY CARE CYPRESS CREEK		1	17	94%	18
CARDIOLOGY AND MEDICINE ASSOCIATES INC		18			18
ROWLETT MIDDLE ACADEMY		16	2	11%	18
TPCA CLINICAL LABORATORIES		15	3	17%	18
ADIRONDACK MEDICAL CENTER		18			18
UTAH DEPARTMENT OF HEALTH			18	100%	18
CENTERPLACE HEALTH		2	16	89%	18
MCWHORTER SCHOOL OF PHARMACY		18			18
MOORINGS PARK OAKSTONE AT GREY OAKS		17	1	6%	18
ASURANCE SCIENTIFIC LABORATORIES		18			18
AURORA DIAGNOSTICS		6	12	67%	18
Wesley Place on Honeysuckle		16	2	11%	18
JUPITER MEDICAL CENTER			18	100%	18

COVID-19: testing by laboratory

Data through Feb 4, 2021 verified as of Feb 5, 2021 at 09:25 AM

Data in this report are provisional and subject to change.

The numbers in the table below represent the number of Florida and non-Florida residents for whom test results were received by the Department of Health. A person can be tested by more than one laboratory and can have both positive and negative results. **Therefore, the sum of the numbers in each column will be larger than the total number of people tested.**

Reporting lab	Inconclusive	Negative	Positive	Percent positive	Total
CLERMONT ADVENTHEALTH CENTRA CARE			18	100%	18
KIVA AT CANTERBURY		1	17	94%	18
Clearwater Center		8	10	56%	18
DEPT OF VA MEDICAL CENTER - BAY PINES			18	100%	18
MADISON CORE LABORATORIES		17	1	6%	18
MINIMALLY INVASIVE VASCULAR INC		16	2	11%	18
XPRESS WELLNESS URGENT CARE			18	100%	18
WALGREENS COVID-19		14	4	22%	18
BOZEMAN HEALTH DEACONESS HOSPITAL		13	5	28%	18
HOLLISMED LLC		17	1	6%	18
HARTFORD HOSPITAL ANCILLARY LAB		17	1	6%	18
HOLIDAY MEDICAL ASSOCIATES		1	17	94%	18
RAINBOW PEDIATRIC CENTER		2	16	89%	18
UM MILLER SCHOOL OF MEDICINE			18	100%	18
NEW YORK PRESBYTERIAN - ALLEN HOSPITAL		18			18
LIGHTHOUSE PEDIATRICS OF NAPLES		14	4	22%	18
BAPTIST HEALTH URGENT CARE AT WEST BOCA		18			18
TEXAS DEPARTMENT OF STATE HEALTH SERVICES		3	15	83%	18
MICHELLE S PAGE MD PA		18			18
JACKSON NORTH MEDICAL CENTER		2	16	89%	18
TOTAL RENAL LABORATORIES INC		13	5	28%	18
MORRIS PARK URGENT CARE		15	3	17%	18
GENERAL INTERNAL MEDICINE MEDICAL CTR CLINIC		13	5	28%	18
MARQUES PEDIATRICS			18	100%	18
CONSOLIDATED LAB SERVICES		8	10	56%	18
MARION COUNTY HEALTH DEPARTMENT		17	1	6%	18
MD NOW MEDICAL CENTERS INC		1	17	94%	18
TENNESSEE DEPARTMENT OF HEALTH		14	4	22%	18
WELLINGTON FAMILY PRACTICE		13	4	24%	17
Z UROLOGY		17			17
BAY BREEZE HEALTH AND REHABILITATION CENTER		9	8	47%	17
OSCEOLA ALF OPERATOR, LLC DBA□		17			17
URGENT CARE WEST CLINIC		14	3	18%	17
ST. JUDES LABORATORIES		12	5	29%	17
BIOREFERENCE LABORATORIES INC		3	14	82%	17
FUNGAL REFERENCE LABORATORY		12	5	29%	17
COOPER HEALTHCARE		17			17
RESOLVE MOLECULAR DIAGNOSTICS		13	4	24%	17
ERIC C MARSHAL MD, PC DBA MINUTECLINIC		16	1	6%	17
BHA CENTRAL COUNTY CLINIC		1	16	94%	17
DIEGO FALLON MD PA		6	11	65%	17
BROOKDALE ST AUGUSTINE			17	100%	17
OCEANSIDE URGENT CARE		17			17
BRIDGEWAY HEALTH CLINICS INC			17	100%	17
WALGREEN EASTERN CO, INC		17			17
HELIX DIAGNOSTICS			17	100%	17

COVID-19: testing by laboratory

Data through Feb 4, 2021 verified as of Feb 5, 2021 at 09:25 AM

Data in this report are provisional and subject to change.

The numbers in the table below represent the number of Florida and non-Florida residents for whom test results were received by the Department of Health. A person can be tested by more than one laboratory and can have both positive and negative results. **Therefore, the sum of the numbers in each column will be larger than the total number of people tested.**

Reporting lab	Inconclusive	Negative	Positive	Percent positive	Total
WELLMED AT LAKE COPELAND		11	6	35%	17
URGENT CARE AT LONGWOOD			17	100%	17
EP MEDICAL EQUIPMENT PHARMACY		16	1	6%	17
WINTER PARK FAMILY PRACTICE LLC		17			17
ST ELIZABETH MEDICAL CENTER LABORATORY		16	1	6%	17
BAYFRONT HMA CONVENIENT CARE, LLC		2	15	88%	17
TENDER CARE ALF		17			17
MARCO DRUGS AND COMPOUNDING		13	4	24%	17
UVMC MICROBIOLOGY		16	1	6%	17
GENTIVA HEALTH SERVICES		15	2	12%	17
LAKE CO EMPLOYEE HEALTH AND WELLNESS CENTER		15	2	12%	17
WINSHIPS PHARMACY INC		17			17
COAST MED URGENT CARE		16	1	6%	17
JESSIE TRICE COMMUNITY HEALTH SYSTEM, INC		1	16	94%	17
CENTRAL FLORIDA PEDIATRIC URGENT CARE LLC		15	2	12%	17
GUARDANT HEALTH		12	5	29%	17
ASCENSION ST VINCENT'S PRIMARY CARE			17	100%	17
PINELLAS 1 HOME HEALTH CARE CORP		17			17
THE CANOPY AT HARPER LAKE	1		16	94%	17
HEALTHCARE NOW			17	100%	17
PARRISH HEALTH CENTER		14	3	18%	17
BAYCARE HEALTH SYSTEMS, LLC			17	100%	17
BAYCARE MEDICAL GROUP INC			17	100%	17
COASTAL COMPLETE CARE		11	6	35%	17
BIGGERS FAMILY MEDICINE PA		16	1	6%	17
GRAND LIVING AT LAKEWOOD RANCH		17			17
VALLEY IMMEDIATE CARE		15	2	12%	17
MILLENNIUM PHYSICIAN GRP LLC NAPLES PINE RIDGE			16	100%	16
FLORIDA HOSPITAL WINTER GARDEN		14	2	13%	16
PROMEDICA LABORATORIES		11	5	31%	16
XERA MED RESEARCH			16	100%	16
Ocala Oaks Rehabilitation Center		12	4	25%	16
ST CATHERINE OF SIENA HOSPITAL		14	2	13%	16
MINUTECLINIC DIAGNOSTIC OF NORTH CAROLINA PC		14	2	13%	16
49D2045214PHYSICIAN OFFICE WAIVER MED EXPRESS URGENT CARE - HARRISONBU		7	9	56%	16
Citymd Of Lacey		14	2	13%	16
DIXIE COUNTY HEALTH DEPARTMENT		10	6	38%	16
NORTHWEST FLORIDA SLEEP		1	15	94%	16
ST AUGUSTINE PLANTATION		1	15	94%	16
TOTTENVILLE CIRCLE URGENT CARE		16			16
ALL FLORIDA FAMILY & SPORTS MEDICINE		15	1	6%	16
DARDEN WELLNESS CENTER		13	3	19%	16
PANAMA CITY VITAS HOSPICE		16			16
ODYSSEY HEALTHCARE OF MARION COUNTY, LLC		15	1	6%	16
MINUTECLINIC DIAGNOSTIC PA		15	1	6%	16
WELLMED AT PLANT CITY		9	7	44%	16

COVID-19: testing by laboratory

Data through Feb 4, 2021 verified as of Feb 5, 2021 at 09:25 AM

Data in this report are provisional and subject to change.

The numbers in the table below represent the number of Florida and non-Florida residents for whom test results were received by the Department of Health. A person can be tested by more than one laboratory and can have both positive and negative results. **Therefore, the sum of the numbers in each column will be larger than the total number of people tested.**

Reporting lab	Inconclusive	Negative	Positive	Percent positive	Total
BONIFAY NURSING AND REHABILITATION CENTER			16	100%	16
REHAB AND HEALTHCARE CENTER OF CAPE CORAL		16			16
MD PLUS URGENT CARE, LLC			16	100%	16
CAREHERE- LCS LEESBURG			16	100%	16
HEALTH CENTRAL HOSPITAL			16	100%	16
Lab MSMC Hialeah			16	100%	16
CRUCIAL CARE		10	6	38%	16
MINUTECLINIC DIAGNOSTIC OF ILLINOIS L		14	2	13%	16
MINUTECLINIC DIAGNOSTIC OF RHODE ISLAND, LLC #590		15	1	6%	16
MASSACHUSETTS GENERAL HOSPITAL		1	15	94%	16
URGENT CARE CLINIC OF LINCOLN		14	2	13%	16
CIGNA PBSO WEST PALM			16	100%	16
VILLA COURT LLC		16			16
FAST TRACK URGENT CARE CENTER - TYRONE			16	100%	16
MAITLAND PRIMARY CARE		9	7	44%	16
SRMC AVALON		9	7	44%	16
MEDEXPRESS URGENT CARE LEWISBURG		15	1	6%	16
ALBIBI		1	15	94%	16
SHELBY BAPTIST MEDICAL CENTER		11	5	31%	16
NOVANT HEALTH GOHEALTH URGENT CARE-HARRISBURG		8	8	50%	16
ADVENT HEALTH - ZEPHYRHILLS			16	100%	16
MIRIMUS INC		1	15	94%	16
D W MCMILLAN MEMORIAL HOSPITAL		6	10	63%	16
REGENEXX TAMPA BAY		14	2	13%	16
OKEECHOBEE HEALTHCARE FACILITY			16	100%	16
PRO HEALTH FAMILY PHYSICIANS, NYSTROM		16			16
GRACE MEDICAL HOME		12	4	25%	16
INTERNAL MEDICINE ASSOCIATES & SPECIALTIES INC		15	1	6%	16
BARTON FAMILY PRACTICE		8	8	50%	16
JOSEPH MIGNOGNA		13	3	19%	16
ROBERT WOOD JOHNSON UNIVERSITY HOSP		14	2	13%	16
CARESPOT EXPRESS HEALTHCARE			16	100%	16
CRESTVIEW IMMEDIATE CARE LL			15	100%	15
CLEVELAND CLINIC FLORIDA		1	14	93%	15
BAPTIST MEDICAL CENTER EAST		11	4	27%	15
EASTLAKE PEDIATRICS - TRINITY		15			15
GRAND VILLA OF ALTAMONTE SPRINGS		8	7	47%	15
BAPTIST MEMORIAL HEALTH CARE		13	2	13%	15
DIATHERIX		13	2	13%	15
MILTON 4707		15			15
CHARLOTTE CHD PORT CHARLOTTE		12	3	20%	15
HARBOR BEACH NURSING AND REHABILITATION CENTER		14	1	7%	15
BVL PEDIATRICS		14	1	7%	15
AJU GEORGE MD PA			15	100%	15
GRAND VILLA OF ST. PETERSBURG		13	2	13%	15
FLUSHING HOSPITAL MEDICAL CENTER		12	3	20%	15

COVID-19: testing by laboratory

Data through Feb 4, 2021 verified as of Feb 5, 2021 at 09:25 AM

Data in this report are provisional and subject to change.

The numbers in the table below represent the number of Florida and non-Florida residents for whom test results were received by the Department of Health. A person can be tested by more than one laboratory and can have both positive and negative results. **Therefore, the sum of the numbers in each column will be larger than the total number of people tested.**

Reporting lab	Inconclusive	Negative	Positive	Percent positive	Total
PATHLINE			15	100%	15
MINUTE CLINIC DIAGNOSTIC OF NEW JERSEY		15			15
BLOUNT MEMORIAL HOSPITAL		13	2	13%	15
BESSENT ROAD GROUP HOME		15			15
COLLEGE POINT URGENT CARE		13	2	13%	15
MINUTECLINIC DIAGNOSTIC OF TN PC #378		14	1	7%	15
CENTER ONE SURGERY CENTER		11	4	27%	15
MINUTECLINIC DIAGNOSTIC MEDICAL GROUP		14	1	7%	15
JOSEPH SCHENKER MD PC DBA CENTERS URGENT		13	2	13%	15
TRINITY MEDICAL ASSOCIATES LLC			15	100%	15
PBC FIREFIGHTER BENEFIT FUND WELLNESS CENTER		1	14	93%	15
MEADOWCREST MOLECULAR DIAGNOSTICS, LLC			15	100%	15
CARE HERE		1	14	93%	15
EAR NOSE & THROAT ASSOCIATES OF MANATEE PA		15			15
HODGES CLUSTER		2	13	87%	15
Astoria Health and Rehab		15			15
GLEN OAKS URGENT CARE		15			15
ALAN SERURE MD		15			15
EXPRESS FAMILY CARE LLC			15	100%	15
STATEN ISLAND UNIVERSITY HOSPITAL		14	1	7%	15
FIRST CHOICE PEDIATRICS INC		14	1	7%	15
MINUTECLINIC DIAGNOSTIC OF SOUTH CAROL		13	2	13%	15
PRATTVILLE BAPTIST HOSPITAL		12	3	20%	15
ST LUCIE COUNTY JAIL		9	6	40%	15
HOLLEY-NAVARRE MEDICAL CLINIC		5	10	67%	15
MINUTECLINIC, LLC, DBA MINUTECLINIC #5		12	3	20%	15
TELEVISIT MALABAR PEDIATRICS		5	10	67%	15
ORLANDO HEALTH		2	13	87%	15
FLORIDA DEPARTMENT OF HEALTH IN HILLSBOROUGH COUNTY		1	14	93%	15
SINAI HOSPITAL OF BALTIMORE		15			15
STARLING AT NOCATEE			15	100%	15
BAYLOR GENETICS		6	9	60%	15
SOUTH CAROLINA DEPT OF HEALTH AND ENVIRONMENT CONTROL		2	13	87%	15
MULBERRY'S MOBILE PROVIDER SERVICES LLC		1	14	93%	15
HILA BECKERMAN MD LLC		14	1	7%	15
NEW YORK METHODIST HOSPITAL		13	2	13%	15
GRAND VILLA OF DELAND		11	4	27%	15
BOCA SIMON LAB		1	14	93%	15
MEDICINE AT LONGWOOD		15			15
COLLIER PHARMACY		11	4	27%	15
FAMILY CARE CENTER OF ARLINGTON		10	5	33%	15
AIR, LAND & SEA PHYSICALS & CONSULTATIONS, LLC		13	1	7%	14
SOUTHEASTERN LABORATORY			14	100%	14
Belleair Healthcare Center		8	6	43%	14
SOUTH NASSAU COMMUNITIES HOSPITAL		11	3	21%	14
ALAN L MELOTEK MD		14			14

COVID-19: testing by laboratory

Data through Feb 4, 2021 verified as of Feb 5, 2021 at 09:25 AM

Data in this report are provisional and subject to change.

The numbers in the table below represent the number of Florida and non-Florida residents for whom test results were received by the Department of Health. A person can be tested by more than one laboratory and can have both positive and negative results. **Therefore, the sum of the numbers in each column will be larger than the total number of people tested.**

Reporting lab	Inconclusive	Negative	Positive	Percent positive	Total
BENTON HOUSE OF PORT ORANGE		8	6	43%	14
MINUTECLINIC DIAGNOSTICS MEDICAL GROUP		13	1	7%	14
SUNSHINE PEDIATRICS OF CENTRAL FLORIDA PL		12	2	14%	14
UC HEALTH UNIVERSITY HOSPITAL		11	3	21%	14
MINUTECLINIC DIAGNOSTIC OF PENNSYLVANI		14			14
LAKELAND HILLS CENTER		7	7	50%	14
JOSEF SCHENKER MD PC DBA CENTERS URGENT		13	1	7%	14
BOCA SIMON		2	12	86%	14
SOUTHEASTERN UNIVERSITY INC		14			14
CARE CENTERS OF NASSAU, LLC - HENDRICKS RD		14			14
ASTORIA HEALTH AND REHABILITATION CENTER		13	1	7%	14
OPIS ISLAND LAKE CENTER		13	1	7%	14
INN AT LAKE SEMINOLE SQUARE, THE		14			14
RIVERSIDE COTTAGES AT THE SHORES, LLC			14	100%	14
BITTINGS APOTHECARY INC		11	3	21%	14
CORE LABORATORY		1	13	93%	14
POLK CHD BARTOW		13	1	7%	14
ST CLOUD MEDICAL GROUP		12	2	14%	14
CLEVELAND CLINIC			14	100%	14
MEDEXPRESS URGENT CARE, MOON TOWNSHIP		13	1	7%	14
MINUTECLINIC MINUTECLINIC #8746		14			14
DOCTORS MEDICAL CENTER OF WALTON COUNTY CLINIC			14	100%	14
BASSETTI & ASSOCIATES, MD, PA			14	100%	14
HEALTHFIRST ADVENT HEALTH CENTRA CARE COCOA BEACH			14	100%	14
NORTHWEST FLORIDA ENT, PA		5	9	64%	14
BREVARD HEALTH ALLIANCE INC, THE		9	5	36%	14
MEDEMERGE		13	1	7%	14
INDIANA STATE DEPARTMENT OF HEALTH		1	13	93%	14
The Evangelical Lutheran Good Samaritan Society		14			14
SIGMUND LABS LLC		14			14
STATMED OCALA			14	100%	14
CUSTEAD CARE CENTER HAVEN HOSPICE		12	2	14%	14
ST JOSEPH HOSPITAL		13	1	7%	14
PREMIUM HEALTH SERVICES OF TAMPA BAY LLC		9	5	36%	14
FORT HAMILTON URGENT CARE		14			14
GUIDEWELL EMERGENCY MEDICINE DOCTORS LLC		2	12	86%	14
Terrace of Jacksonville			14	100%	14
NORTHWESTERN MEMORIAL HOSPITAL			14	100%	14
Consulate Health Care of Jacksonville			14	100%	14
ARDEN COURTS OF PALM HARBOR			14	100%	14
URGENT TEAM		11	3	21%	14
EPIPHANY HEALTH		8	6	43%	14
FAMILY CARE			14	100%	14
ROSS MEDICAL GROUP			14	100%	14
HUDSON VALLEY HOSPITAL CENTER LABORATORY		13	1	7%	14
AUBURN COMMUNITY HOSPITAL		12	2	14%	14

COVID-19: testing by laboratory

Data through Feb 4, 2021 verified as of Feb 5, 2021 at 09:25 AM

Data in this report are provisional and subject to change.

The numbers in the table below represent the number of Florida and non-Florida residents for whom test results were received by the Department of Health. A person can be tested by more than one laboratory and can have both positive and negative results. **Therefore, the sum of the numbers in each column will be larger than the total number of people tested.**

Reporting lab	Inconclusive	Negative	Positive	Percent positive	Total
MACKOUL PEDIATRICS FORT MYERS			14	100%	14
WALK IN URGENT CARE			14	100%	14
PREMIER LABORATORY SERVICES, LLC		5	8	62%	13
VALDOSTA FAMILY MEDICINE		1	12	92%	13
Floral Health and Rehabilitation, LLC		12	1	8%	13
MELBOURNE FAMILY PRACTICE		12	1	8%	13
SHELBY COUNTY HEALTH CARE CORPORATION		10	3	23%	13
IN-OFFICE LAB		12	1	8%	13
AMERICAN HEALTH ASSOCIATES INC		1	12	92%	13
CVS MINUTE CLINIC DIAGNOSTIC OF TEXAS LLC		10	3	23%	13
FAMILY HEALTH CENTER			13	100%	13
SOUTHEAST FAMILY HEALTHCARE CENTER			13	100%	13
SONORAN DESERT PATHOLOGY ASSOCIATES			13	100%	13
AVALON MEDICAL WALK IN CLINIC			13	100%	13
BAYA URGENT CARE LLC		1	12	92%	13
OPTIONS FOR SENIORS INC DBA PALM KREST MANOR		11	2	15%	13
HORIZON MEDICAL GROUP		11	2	15%	13
HARBOR CHASE OF JACKSONVILLE			13	100%	13
BRYAN WHITFIELD MEMORIAL HOSPITAL		8	5	38%	13
ELTINGVILLE CIRCLE URGENT CARE		13			13
FORT WALTON BEACH DEVELOPMENTAL CENTER		12	1	8%	13
UNIVERSITY LAB			13	100%	13
A AND R RESEARCH GROUP LLC		10	3	23%	13
LAKE HOWARD HEIGHTS	1	11	1	8%	13
BROOKDALE DELAND			13	100%	13
ROCKLEDGE		3	10	77%	13
ESCAMBIA COMMUNITY CLINIC		2	11	85%	13
UNIVERSITY HOSPITAL UC HEALTH		9	4	31%	13
MEADOWCREST FAMILY PHYSICIANS PA			13	100%	13
MEDEXPRESS URGENT CARE - ROBINSON TWP, STEUBENVILLE PIKE		11	2	15%	13
EAR NOSE AND THROAT ASSOCIATES OF MANATEE, P.A.		10	3	23%	13
TREASURE COAST URGENT CARE			13	100%	13
MINUTECLINIC DIAGNOSTIC OF TN PC #566		11	2	15%	13
ANYLABTESTNOW			13	100%	13
BROOKLYN HOSPITAL CENTER DOWNTOWN CAMPUS		13			13
PARKWEST MEDICAL CENTER		11	2	15%	13
GENEXPERT			13	100%	13
DYNAMIC DNA LAB		1	12	92%	13
MONTEFIORE ST LUKE'S CORNWALL HOSPITAL		10	3	23%	13
BAYCARE MEDICAL GROUP INC			13	100%	13
ORANGE REGIONAL MEDICAL CENTER LABORATORY		10	3	23%	13
Sunnyside Care Center		13			13
DAVITA DIALYSIS		4	9	69%	13
PHELPS HOSPITAL LABORATORY		11	2	15%	13
ADVENT HEALTH - WINTER HAVEN		7	6	46%	13
VILLA OF KINGS AND QUEENS OF DELRAY		13			13

COVID-19: testing by laboratory

Data through Feb 4, 2021 verified as of Feb 5, 2021 at 09:25 AM

Data in this report are provisional and subject to change.

The numbers in the table below represent the number of Florida and non-Florida residents for whom test results were received by the Department of Health. A person can be tested by more than one laboratory and can have both positive and negative results. **Therefore, the sum of the numbers in each column will be larger than the total number of people tested.**

Reporting lab	Inconclusive	Negative	Positive	Percent positive	Total
LUCID DIAGNOSTICS LABS			13	100%	13
SPRINGWOOD COURT		8	5	38%	13
MINUTECLINIC DIAGNOSTIC OF TN, PC 6438		11	2	15%	13
INTERMOUNTAIN CENTRAL LAB		1	12	92%	13
CAREATC			13	100%	13
ADVENT HEALTH - KISSIMMEE		3	10	77%	13
GLENBROOKE AT PALM BAY			13	100%	13
MAINSTREET FAMILY SELECT		1	12	92%	13
ORLANDO FAMILY MEDICINE		4	9	69%	13
LAKEWOOD RANCH MEDICAL CENTER CLINICAL LAB			13	100%	13
CROSS CARE CENTER			13	100%	13
FLORIDA STATE HOSPITAL			13	100%	13
CLINICAL LABORATORY SERVICES			13	100%	13
COMMUNITY HEALTH OF SOUTH FLORIDA INC			13	100%	13
NURSING PLUS OF BROWARD LLC		1	11	92%	12
CARENOW URGENT CARE-BRENTWOOD		8	4	33%	12
MINUTECLINIC, LLC, DBA MINUTECLINIC #2544		11	1	8%	12
ORCHID COVE		2	10	83%	12
MINUTECLINIC #8699		9	3	25%	12
FAMILY MEDICINE AT LONGWOOD			12	100%	12
NAPLES GREEN VILLAGE		12			12
SUMMIT ATLANTIC SURGERY CENTER		12			12
MEDEXPRESS URGENT CARE - TIMBERLAKE		11	1	8%	12
INNOVATIVE RESEARCH OF WEST FLORIDA		9	3	25%	12
IREPERTOIRE_MOL_LAB		12			12
MERIDIAN AT WATERWAYS, THE		10	2	17%	12
NOVALIFE MEDSPA			12	100%	12
COMMUNITY HOME HEALTH CARE		12			12
LAB UNKNOWN		1	11	92%	12
MI CASA DORADA ASSISTED LIVING FACILIT		12			12
ACCESS MEDICAL CENTER			12	100%	12
FLORIDA DEPT OF HEALTH		4	8	67%	12
LIFE CARE OF PORT SAINT LUCIE		3	9	75%	12
NATIONAL GENETICS INST LABCORP		4	8	67%	12
CVS TN5639POCT FARRAGUT		10	2	17%	12
STEWART MELBOURNE HOSPITAL, INC	1		11	92%	12
Grand Villa of Deerfield Beach		10	2	17%	12
STEINHATCHEE DRUGS		9	3	25%	12
TNC WALK IN CLINIC		9	3	25%	12
WALGREEN		4	8	67%	12
WACO HHSSURGEWACO	1	10	1	8%	12
BROOKDALE CITRUS			12	100%	12
APPLE DIAGNOSTICS LAB		5	7	58%	12
COMPREHENSIVE CHILDCARE ASSOCIATES		8	4	33%	12
PROHEALTH CARE ASSOCIATES MOBILE		9	3	25%	12
ORMOND MEDICAL ARTS		3	9	75%	12

COVID-19: testing by laboratory

Data through Feb 4, 2021 verified as of Feb 5, 2021 at 09:25 AM

Data in this report are provisional and subject to change.

The numbers in the table below represent the number of Florida and non-Florida residents for whom test results were received by the Department of Health. A person can be tested by more than one laboratory and can have both positive and negative results. **Therefore, the sum of the numbers in each column will be larger than the total number of people tested.**

Reporting lab	Inconclusive	Negative	Positive	Percent positive	Total
MC DIAGNOSTIC OF CONNECTICUT, PC #775		11	1	8%	12
FLORIDA PRESBYTERIAN HOMES INC		11	1	8%	12
BROWARD DIALYSIS			12	100%	12
SOMA MEDICAL CENTER # 4		2	10	83%	12
PEDIATRIC SERVICES AND BREATHING CENTER PA		9	3	25%	12
LONG ISLAND JEWISH VALLEY STREAM		12			12
THE PLAZA AT PARKSQUARE		12			12
METHODIST MEDICAL CENTER		9	3	25%	12
WOODLAND TOWERS		6	6	50%	12
SOMA MEDICAL CENTER, P.A.			12	100%	12
MI2297090CV HOLLAND-23D2189684		12			12
TLC FAMILY CARE HOME INC		12			12
VERITAS RESEARCH CORP			12	100%	12
Lady Lake Specialty Care			12	100%	12
OHIO STATE UNIVERSITY MEDICAL CENTER			12	100%	12
BAY COUNTY HEALTH DEPARTMENT		10	2	17%	12
PANCARE HEALTH - WEWA ELEMENTARY			12	100%	12
ST PETER'S UNIVERSITY HOSPITAL		9	3	25%	12
ACADIAN DIAGNOSTIC LABORATORIES		8	4	33%	12
PBSO WEST PALM FAMILY PRACTICE		1	11	92%	12
WORLD WRESTLING ENTERTAINMENT			12	100%	12
STAT MEDICAL CLINIC III INC		7	5	42%	12
CALLAWAY CLINIC		7	5	42%	12
SUWANNEE COUNTY JAIL		11	1	8%	12
GLEN OAKS HEALTH AND REHABILITATION CENTER			12	100%	12
LEON CHD		12			12
HAVEN HOSPICE			12	100%	12
FHCP-PORT ORANGE		3	9	75%	12
MINUTECLINIC DIAGNOSTIC OF MICHIGAN PC		11	1	8%	12
MERCY MEDICAL CENTER		5	7	58%	12
PRIMARY CARE MEDICINE	1	10	1	8%	12
ADVENTHEALTH MEDICAL GROUP PULMONOLOGY		10	1	9%	11
MOUNT DORA PEDIATRICS		9	2	18%	11
ST ANTHONY'S HOSP PATIENT CARE SERVICE			11	100%	11
WATSON HEALTHCARE		8	3	27%	11
PULSE & REMEDY LLC			11	100%	11
AIM LABORATORIES			11	100%	11
THE TERRACE OF SAINT CLOUD		9	2	18%	11
SE MORAN FAMILY HEALTH LLC		10	1	9%	11
PRIMECARE AT PORT ORANGE			11	100%	11
DESOTO HEALTH AND REHAB LLC		7	4	36%	11
GENESIS		7	4	36%	11
CORNER OAK ESTATE LLC		11			11
MORTON PLANT MEASE			11	100%	11
JFK MEDICAL CENTER NORTH LAB		1	10	91%	11
PINELLAS COUNTY HEALTH DEPARTMENT		2	9	82%	11

COVID-19: testing by laboratory

Data through Feb 4, 2021 verified as of Feb 5, 2021 at 09:25 AM

Data in this report are provisional and subject to change.

The numbers in the table below represent the number of Florida and non-Florida residents for whom test results were received by the Department of Health. A person can be tested by more than one laboratory and can have both positive and negative results. **Therefore, the sum of the numbers in each column will be larger than the total number of people tested.**

Reporting lab	Inconclusive	Negative	Positive	Percent positive	Total
EMERALD COAST PEDIATRICS			11	100%	11
ARNOT OGDEN MEDICAL CENTER LABORATORY		11			11
CARLOS PORTU MD, PLLC			11	100%	11
St. Annes Nursing Center, St. Annes Residence, Inc.		11			11
UMHC/SYLVESTER AT KENDALL		1	10	91%	11
UNIVERSITY CENTRA CARE		10	1	9%	11
WANTAGH URGENT CARE		8	3	27%	11
MEDEXPRESS URGENT CARE-ALTOONA		9	2	18%	11
NORTHERN WESTCHESTER HOSPITAL LABORATORY		9	2	18%	11
SAMARITAN MEDICAL CENTER		11			11
PRIMECARE ACQUISITION FAMILY PRACTICE INC		11			11
AVENTURA HOSPITAL AND MEDICAL CENTER			11	100%	11
MINUTECLINIC DIAGNOSTIC OF TN, PC 374		7	4	36%	11
MHHS All Lab Subsection		11			11
SURGERY CENTER OF CORAL GABLES LLC,THE		9	2	18%	11
WELLMED AT SOUTH PARSONS		9	2	18%	11
ST JOSEPHS HOSPITAL SOUTH HOSPITAL			11	100%	11
REDMED CLINIC OF ARLINGTON		10	1	9%	11
HEALTHWORKS MED GROUP OF FLORIDA PA		6	5	45%	11
MEDICAL CENTER AFFILIATES WEST PALM			11	100%	11
PALM BEACH PATHOLOGY		9	2	18%	11
ALCOVE ASSISTED LIVING FACILITY		11			11
TELEVISIT PALM BAY FAMILY PRACTICE		9	2	18%	11
ELITE HOME HEALTH SERVICES		11			11
WINTER PARK CARE AND REHABILITATION			11	100%	11
DMH STEINHATCHEE FAMILY MEDICINE		8	3	27%	11
CRANES VIEW LODGE			11	100%	11
SENIOR HOME CARE INC		11			11
KESHAV RX LLC		10	1	9%	11
St Joseph's Hospital & Medical Center		10	1	9%	11
GADSDEN REGIONAL MEDICAL CENTER		11			11
NIGHT LITE PEDIATRICS CENTER, LLC		1	10	91%	11
VIRTUA WEST JERSEY HOSPITAL VOORHEES		9	2	18%	11
WHITE-WILSON MEDICAL CENTER		11			11
CARINGTON MANOR		11			11
GEORGE W FERGUSON MD-CONCIERGE MEDICAL SERVICES PL		10	1	9%	11
LEHIGH VALLEY HOSPITAL		3	8	73%	11
SANFORD PEDIATRIC ASSOCIATES, PA		9	2	18%	11
BIOTECH CLINICAL LABORATORIES, INC.		1	10	91%	11
QUOTIENT SCIENCES LABS LLC			11	100%	11
PRIMARY CARE WALK IN CLINIC PLLC			11	100%	11
GRACE WELLNESS CENTER		3	8	73%	11
WEEMS MEMORIAL HOSPITAL		7	4	36%	11
MINUTECLINIC DIAGNOSTIC OF LOUISIANA		10	1	9%	11
CULINARY INSTITUTE OF AMERICA STUDENT	3	8			11
ADVENTHEALTH MEDICAL GROUP CARE CLINIC AT		8	3	27%	11

COVID-19: testing by laboratory

Data through Feb 4, 2021 verified as of Feb 5, 2021 at 09:25 AM

Data in this report are provisional and subject to change.

The numbers in the table below represent the number of Florida and non-Florida residents for whom test results were received by the Department of Health. A person can be tested by more than one laboratory and can have both positive and negative results. **Therefore, the sum of the numbers in each column will be larger than the total number of people tested.**

Reporting lab	Inconclusive	Negative	Positive	Percent positive	Total
FAMILY PRACTICE ON THE GO		6	5	45%	11
FIRST CHOICE PEDIATRICS WINTER SPRINGS		10	1	9%	11
BAPTIST PRIMARY CARE PONTE VEDRA		6	5	45%	11
CARE FAST MURABELLA		7	4	36%	11
TROPICANA		5	6	55%	11
MAIN STREET MEDICAL CENTER OF CRESTVIEW PA		1	10	91%	11
BELLEVUE HOSPITAL CENTER DEPARTMENT		11			11
URGENT CARE CENTER AT PINNACLE		4	6	60%	10
WELLMED AT PORT ST LUCIE WEST		6	4	40%	10
HOPE HEALTHCARE		10			10
Hackensack Umc Mountainside		9	1	10%	10
STATEN ISLAND UNIVERSITY HOSPITAL SEGUINE AVE		9	1	10%	10
CREATIVE TESTING SOLUTIONS		3	7	70%	10
BOCA RATON REGIONAL HOSPITAL LAB			10	100%	10
RPC@HODGES		2	8	80%	10
HCR MANORCARE		10			10
PBC PREMIER FAMILY HEALTH			10	100%	10
ENCOMPASS HOME HEALTH OF THE SOUTHEAST LLC		10			10
ALABAMA DEPARTMENT OF PUBLIC HEALTH		1	9	90%	10
SAVANNAH MANOR ASSISTED LIVING COMMUNITY			10	100%	10
ADVENTIST HEALTH SYSTEM FLORIDA DEPT OF HEALTH		6	4	40%	10
MEDEXPRESS URGENT CARE - SEMINOLE SQUA		9	1	10%	10
EMERALD COAST HOSPICE - CRESTVIEW		10			10
MISSOURI DEPARTMENT OF HEALTH AND SENIOR SERVICES			10	100%	10
CBC LAB		3	7	70%	10
Lehigh Acres Health and Rehabilitation			10	100%	10
MOSOLF PEDIATRICS			10	100%	10
VIERA FAMILY MEDICINE AND WELLNESS		6	4	40%	10
Westchester General Hospital			10	100%	10
APPALACHIAN REGIONAL HEALTHCARE SYSTEM		10			10
BROOKDALE PANAMA CITY		9	1	10%	10
ADVENTHEALTH MEDICAL GROUP		9	1	10%	10
BLOCK NATION CHASE		4	6	60%	10
VASCONCELLO COHEN MD PA		9	1	10%	10
VITALANT		1	9	90%	10
MEDEXPRESS URGENT CARE-KATY		7	3	30%	10
BROWARD HEALTH CARE			10	100%	10
ADEPT INPATIENT MEDICAL SERVICES PC		10			10
NORTH OKALOOSA PHYSICIAN GROUP		10			10
MED LABS DIAGNOSTICS		5	5	50%	10
CARENOW URGENT CARE-WEST END		7	3	30%	10
ASSOCIATES MD CYPRESS CREEK			10	100%	10
KIDSVILLE PEDIATRICS			10	100%	10
Maury Regional Hospital		6	4	40%	10
PANCARE HEALTH - VERNON ELEMENTARY			10	100%	10
SIDDH INC DBA SAN CARLOS PHARMACY		8	2	20%	10

COVID-19: testing by laboratory

Data through Feb 4, 2021 verified as of Feb 5, 2021 at 09:25 AM

Data in this report are provisional and subject to change.

The numbers in the table below represent the number of Florida and non-Florida residents for whom test results were received by the Department of Health. A person can be tested by more than one laboratory and can have both positive and negative results. **Therefore, the sum of the numbers in each column will be larger than the total number of people tested.**

Reporting lab	Inconclusive	Negative	Positive	Percent positive	Total
MEDEXPRESS URGENT CARE CHARLESTON		6	4	40%	10
ESTATES MEDICAL CENTER INC			10	100%	10
AMBRY GENETICS CORPORATION		10			10
ONEIDA HEALTHCARE CENTER		8	2	20%	10
CLINIC OF PEDIATRICS & GI MEDICINE INC			10	100%	10
MINUTECLINIC DIAGNOSTIC OF TN PC #6415		9	1	10%	10
VETERNANS ADMINISTRATION			10	100%	10
MEYER PEDIATRICS CHTD		10			10
TENNESSEE DEPARTMENT OF HEALTH (TDH) - CENTRAL LABORATORY		2	8	80%	10
ACCESS PHARMACY		10			10
Hialeah Nursing And Rehabilitation Center		6	4	40%	10
BEAUMONT LABORATORY			10	100%	10
ISLAND COAST PEDIATRICS IN-HOUSE LAB		10			10
HIGH TOWER ALF LLC		9	1	10%	10
LAKE NONA MEDICAL SERVICES		3	7	70%	10
PRORENATA LABS		2	8	80%	10
COVANCE CENTRAL LABORATORY			10	100%	10
CONSULATE HEALTH CARE OF PENSACOLA			10	100%	10
THE VILLAGES HEALTH		5	5	50%	10
FLEMING ISLAND CENTER FOR CLINICAL RESEARCH		10			10
ST VINCENT'S URGENT CARE		9	1	10%	10
CITRUS CARE CLINIC			10	100%	10
JOHN W NORRIS III MD PA	1		9	90%	10
CARENOW URGENT CARE - EAST NASHVILLE		8	2	20%	10
MEDICAL LABORATORY DIAGNOSTICS			10	100%	10
NOT INDICATED		1	9	90%	10
FLORIDA MEDICAL CLINIC IM MLK		9	1	10%	10
NEW JERSEY DEPARTMENT OF HEALTH COMMUNICABLE DISEASE SERVICE		3	7	70%	10
MEDEXPRESS URGENT CARE - LAFAYETTE		9	1	10%	10
LAKE BALDWIN CBOC		9	1	10%	10
MEDEXPRESS URGENT CARE PARKERSBURG		8	2	20%	10
PARROTT MEDICAL CLINIC			10	100%	10
FAMILY MEDICINE AT HUNTERS CREEK		10			10
URGENT CARE USA LLC		1	9	90%	10
CORONA PATHOLOGY		10			10
COMMUNITY HEALTH CENTER		2	8	80%	10
PLYMOUTH HARBOR INCORPORATED		9	1	10%	10
ILLINOIS DEPT OF PUBLIC HEALTH LAB - SPRINGFIELD			10	100%	10
MEDEX REGIONAL LABORATORIES LLC		1	9	90%	10
AMERICAN HOUSE FORT MYERS		10			10
WINDSOR OF SAN PABLO, THE		6	3	33%	9
ALACHUA			9	100%	9
BAPTIST HEALTH			9	100%	9
RIVERWOOD CENTER,THE			9	100%	9
NORTHSHORE UNIVERSITY HEALTHSYSTEM EVANSTON HOSPITAL LAB			9	100%	9
FAMILY PRACTICE OF DAVIE INC			9	100%	9

COVID-19: testing by laboratory

Data through Feb 4, 2021 verified as of Feb 5, 2021 at 09:25 AM

Data in this report are provisional and subject to change.

The numbers in the table below represent the number of Florida and non-Florida residents for whom test results were received by the Department of Health. A person can be tested by more than one laboratory and can have both positive and negative results. **Therefore, the sum of the numbers in each column will be larger than the total number of people tested.**

Reporting lab	Inconclusive	Negative	Positive	Percent positive	Total
ROSEMONT GARDENS INC		9			9
BAYONET POINT HOSPITAL			9	100%	9
PRECISION GENETICS			9	100%	9
ANY LAB TEST NOW INC			9	100%	9
OUR HOME AT BEACON HILL			9	100%	9
ROSECASTLE			9	100%	9
MEDEXPRESS URGENT CARE - WINCHESTER GATEWAY		7	2	22%	9
MIDMICHIGAN MEDICAL CENTER			9	100%	9
LAKEVIEW HEALTH SYSTEMS			9	100%	9
MICHIGAN DEPARTMENT OF COMMUNITY HEALTH		1	8	89%	9
VILLAGE PLACE HEALTH AND REHAB		9			9
RHODE ISLAND DEPARTMENT OF HEALTH			9	100%	9
RICHMOND UNIVERSITY MEDICAL CENTER		7	2	22%	9
LOREY ALF		9			9
OMNI			9	100%	9
WINDSOR OF GAINESVILLE		9			9
NATURE COAST REGIONAL MEDICAL CENTER			9	100%	9
NIGHT OWL PEDIATRICS URGENT CARE			9	100%	9
PALM BAY FAMILY PRACTICE		4	5	56%	9
UNIVERSITY MEDICAL CENTER		8	1	11%	9
SHERMAN-ABRAMS LABORATORY INC		8	1	11%	9
LAKE NONA MEDICAL SERVICE LLC		9			9
OPTIMAL CARE PEDIATRICS			9	100%	9
UNAVAILABLE/UNKNOWN/NO INFORMATION FOUND			9	100%	9
PALM BAY URGENT CARE PL		1	8	89%	9
AZALEA HEALTH		2	7	78%	9
CHEMISYS LABORATORIES		1	8	89%	9
MIAMI BEACH MEDICAL GROUP LLC			9	100%	9
CVS HEALTH, #3396		9			9
LPG PEDIATRICS AT PAGE FIELD		9			9
WADSWORTH CENTER - DAVID AXELROD INSTITUTE		8	1	11%	9
THORNBURG PEDIATRICS		9			9
CVS PHARMACY NO 274		9			9
CVS MINUTE CLINIC DIAGNOSTIC MED GRP OF CA		9			9
ADVENT HEALTH - FOUR CORNERS ER		8	1	11%	9
CVS MINUTE CLINIC DIAGNOSTIC PA		7	2	22%	9
RIVERSIDE MEDICAL GROUP		8	1	11%	9
NEMOURS CHILDREN'S PRIMARY CARE VERO BEACH			9	100%	9
IGENEX INC		9			9
MEDEXPRESS URGENT CARE- MARYLAND		8	1	11%	9
MOLECULAR PATHOLOGY LABORATORY			9	100%	9
BAYFRONT HEALTH ST PETERSBURG		8	1	11%	9
PERSONAL PEDIATRICS PA		7	2	22%	9
CROSSROADS URGENT CARE, PLLC		9			9
PATEL MEDICAL VENTURES		8	1	11%	9
BONITA PHARMACY		9			9

COVID-19: testing by laboratory

Data through Feb 4, 2021 verified as of Feb 5, 2021 at 09:25 AM

Data in this report are provisional and subject to change.

The numbers in the table below represent the number of Florida and non-Florida residents for whom test results were received by the Department of Health. A person can be tested by more than one laboratory and can have both positive and negative results. **Therefore, the sum of the numbers in each column will be larger than the total number of people tested.**

Reporting lab	Inconclusive	Negative	Positive	Percent positive	Total
MAINSTREET FAMILY CARE			9	100%	9
CLAYMED OF NORTH FLORIDA			9	100%	9
CHILDREN'S HEALTH CENTER INC.		7	2	22%	9
ASHRAF MEDICAL GROUP PLLC DBA PULSE M		8	1	11%	9
ORANGE PARK PEDIATRIC ASSOCIATES		1	8	89%	9
Consulate Health Care of Brandon		7	2	22%	9
GCPM MANUAL MICROBIOLOGY		1	8	89%	9
BUENA VIDA ESTATES			9	100%	9
Grand Villa of Clearwater		7	2	22%	9
PEDIATRIC HEALTH CARE ALLIANCE			9	100%	9
ADVANCED URGENT CARE CENTER			9	100%	9
COLLIER COUNTY JAIL		9			9
Rosewood Healthcare and Rehabilitation Center		5	4	44%	9
MEDEXPRESS URGENT CARE - MONROE		9			9
ORLANDO CLINICAL RESEARCH CENTER		8	1	11%	9
CLEVELAND TENNESSEE HOSPITAL COMPANY		8	1	11%	9
YORKVILLE PEDIATRIC URGENT CARE		9			9
COLLIER COUNTY HEALTH DEPT.		4	5	56%	9
MEDEXPRESS URGENT CARE - PANTOPS		8	1	11%	9
GNT ASSOCIATES		8	1	11%	9
MINUTE CLINIC LLC #1448		8	1	11%	9
RED MOUNTAIN DIAGNOSTICS		9			9
AVALON FAMILY RESORT ASSISTED LIVING LLC		9			9
URGENT CARE & FAMILY PRACTICE CENTER			9	100%	9
MOBILE RESPONSE DIAGNOSTICS LLC		8	1	11%	9
Signature Healthcare of Ormond		9			9
Manor Care of Dunedin		6	3	33%	9
CARENOW URGENT CARE-MT JULIET		8	1	11%	9
FLORIDA MEDICAL CLINIC - MULTI SPECIALTY CAMPUS		2	7	78%	9
TMH PHYSICIAN PARTNERS - MONTICELLO		8	1	11%	9
MINUTECLINIC DIAGNOSTIC OF NEW MEXICO		9			9
CVS MINUTE CLINIC DIAGNOSTIC OF WISCONSIN		9			9
MONROE COUNTY HOSPITAL		6	3	33%	9
SAMARITAN HOSPITAL LABORATORY		8	1	11%	9
MAIMONIDES MEDICAL CENTER		6	3	33%	9
RUSSELL MEDICAL CENTER		8	1	11%	9
WESTCHESTER GENERAL HOSPITAL BLOOD GAS LAB			9	100%	9
NORTHWEST FLORIDA COMMUNITY HOSPITAL LABORATORY		8	1	11%	9
BRENNITY AT VERO BEACH, THE			9	100%	9
WILTON MANORS HEALTH & REHABILITATION CENTER			9	100%	9
URGENT MEDICAL CENTER INC		2	6	75%	8
HOLY NAME MEDICAL CENTER	1	6	1	13%	8
X-GENE MOLECULAR LABS		1	7	88%	8
SYLVESTER AT PLANTATION LABORATORY		7	1	13%	8
COLLIER BLVD HMA PHYSICIAN MANAGEMENT,, LLC			8	100%	8
LIFE'S SPECIAL MOMENTS INC		8			8

COVID-19: testing by laboratory

Data through Feb 4, 2021 verified as of Feb 5, 2021 at 09:25 AM

Data in this report are provisional and subject to change.

The numbers in the table below represent the number of Florida and non-Florida residents for whom test results were received by the Department of Health. A person can be tested by more than one laboratory and can have both positive and negative results. **Therefore, the sum of the numbers in each column will be larger than the total number of people tested.**

Reporting lab	Inconclusive	Negative	Positive	Percent positive	Total
SARASOTA - ROBERT L TAYLOR COMMUNITY CENTER		1	7	88%	8
MEDEXPRESS URGENT CARE - SALEM		4	4	50%	8
MULBERRY CARE CENTER		5	3	38%	8
HUNTINGTON VILLAGE URGENT CARE		8			8
SURGOINSVILLE PHARMACY		8			8
ADVANCED RESEARCH FOR HEALTH IMPROVEMENT		6	2	25%	8
FORT PIERCE FAMILY CARE INC		3	5	63%	8
URGENT TEAM MANAGEMENT OF TENNESSEE		7	1	13%	8
DORAL URGENT CARE			8	100%	8
PENSACOLA CLUSTER			8	100%	8
CVS MINUTE CLINIC DIAGNOSTIC OF TEXAS, LLC		8			8
HEALTHPARK MEDICAL CTR NURSING SVC		8			8
ST VINCENTS PRIMARY CARE		4	4	50%	8
EMERGENCY MEDICAL CENTER		3	5	63%	8
DOH JACKSONVILLE CENTRAL LABORATORY		3	5	63%	8
WHITE SANDS OUTPATIENT SERVICES (WSOP SERVICES LLC		8			8
DEPARTMENT OF HEALTH- CITRUS COUNTY		1	7	88%	8
BEAUMONT EMERGENCY CENTER			8	100%	8
LIFE CARE CITRUS COUNTY			8	100%	8
ST CLOUD PHYSICIAN MANAGMENT LLC		7	1	13%	8
MONTEFIORE MEDICAL CENTER LABORATORIES - WEILER		6	2	25%	8
MINUTE CLINIC DIAGNOSTIC OF VIRGINIA, LLC		8			8
JX REF LAB			8	100%	8
LUXOR SCIENTIFIC LLC		1	7	88%	8
FLORIDA CLINICAL LAB		1	7	88%	8
MED TECH SERVICES OF PALM BEACH INC		8			8
MINUTECLINIC DIAGNOSTIC OF MINNESOTA		8			8
HEALTHMARK REGIONAL HOSPITAL LAB		4	4	50%	8
WINDSOR WOODS REHAB & HEALTHCARE CTR		7	1	13%	8
MC DIAGNOSTIC OF CONNECTICUT, PC #1960		8			8
PUTNAM FAMILY CARE INC		3	5	63%	8
INTERNAL MEDICINE ASSOCIATES OF JACKSON HOSPITAL			8	100%	8
DAVID LAWRENCE CENTER INC		7	1	13%	8
ST CHARLES HOSPITAL LABORATORY		8			8
PUTNAM COUNTY EMERGENCY RESCUE SERVICE		5	3	38%	8
THOMAS JEFFERSON UNIVERSITY HOSPITAL		4	4	50%	8
COMMUNITY HEALTH OF SOUTH FLORIDA			8	100%	8
WATERFORD AT CREEKSIDE, THE			8	100%	8
WELLIGENT		1	7	88%	8
MEDICANA NURSING AND REHAB CENTER			8	100%	8
BAPTIST OUTPATIENT			8	100%	8
FHCP-ORANGE CITY			8	100%	8
FOUNTAINVIEW BY FIVE STAR QUALITY CARE		7	1	13%	8
CVS NC187POCT CHARLOTTE		8			8
ACCESS HEALTH CARE PHYSICIANS LLC		3	5	63%	8
CIAN DIAGNOSTICS			8	100%	8

COVID-19: testing by laboratory

Data through Feb 4, 2021 verified as of Feb 5, 2021 at 09:25 AM

Data in this report are provisional and subject to change.

The numbers in the table below represent the number of Florida and non-Florida residents for whom test results were received by the Department of Health. A person can be tested by more than one laboratory and can have both positive and negative results. **Therefore, the sum of the numbers in each column will be larger than the total number of people tested.**

Reporting lab	Inconclusive	Negative	Positive	Percent positive	Total
BARTON PARKER OD PC		8			8
ATLANTIC CONSOLIDATED LABORATORY		8			8
VETERANS AFFAIRS MEDICAL CENTER - OUTPATIENT			8	100%	8
IU HEALTH PATHOLOGY		1	7	88%	8
MEDI STATION			8	100%	8
DOCTOR'S IN-HOUSE LAB/COMMUNITY HEALTH CENTERS OF PINELLAS - CLEARWATE			8	100%	8
METHODIST HOSPITAL			8	100%	8
ARCHBOLD MEMORIAL HOSPITAL/LAB		3	5	63%	8
MINUTECLINIC DIAGNOSTIC OF TN, PC 4992		8			8
MEDEXPRESS URGENT CARE - CHRISTIANBURG		7	1	13%	8
GOLISANO CHILDREN'S HOSPITAL OF SOUTHWEST FLORIDA		6	2	25%	8
FLORIDA HOSPITAL PHYSICIAN GROUP		3	5	63%	8
VIGILINT HEALTHCARE		5	3	38%	8
AFC URGENT CARE - CEDAR GROVE		8			8
ORLANDO HEALTH PHYSICIAN ASSOCIATES		4	4	50%	8
BLOOMING GARDENS OF CARE INC		8			8
ORMOND BEACH CENTRA CARE			8	100%	8
CARROLL GARDENS URGENT CARE		8			8
ALACHUA COUNTY HEALTH DEPARTMENT		1	7	88%	8
ROBERT WOOD JOHNSON HOSPITAL		7	1	13%	8
CIGNA ONSITE HEALTH LLC		2	6	75%	8
WESTPAC LABS INC	1		7	88%	8
CVS MINUTE CLINIC, LLC		6	2	25%	8
NITIN BAWA PROFESSIONAL ASSOCIATES			8	100%	8
FAMILY MEDICINE OF WESTON LLC			8	100%	8
PHASE2 LABS	2	4	2	25%	8
INSPIRED LIVING AT PALM BAY		7	1	13%	8
ENT AND ALLERGY ASSOCIATES OF FLORIDA LLC		7	1	13%	8
MINUTECLINIC DIAGNOSTIC OF NORTH		7	1	13%	8
MEDEXPRESS URGENT CARE - WASHINGTON		6	2	25%	8
BENSONHURST URGENT CARE		8			8
DOH-TAMPA BRANCH LABORATORY (MLK BLVD)		4	4	50%	8
EXECUTIVE MEDICAL SERVICES		8			8
FLORIDA HEART AND VASCULAR MULTISPECIALTY GROUP		8			8
NORTHWEST FLORIDA COMMUNITY HOSPITAL 3RD FLOOR		8			8
MINUTE CLINIC LLC #5733		8			8
ST JUDE LABORATORIES		6	2	25%	8
MONTEFIORE MEDICAL CENTER LABORATORIES - NORTH		8			8
CHILDREN'S HEALTHCARE OF ATLANTA/EGLESTON		8			8
DOCTOR'S IN HOUSE LAB			8	100%	8
MINUTECLINIC DIAGNOSTIC OF LOUISIANA,		7	1	13%	8
GULF COAST MEDICAL GROUP		2	6	75%	8
SOMA MEDICAL CENTER, PA #4 FLORIDA MANGO			8	100%	8
PALM BEACH COUNTY HEALTH DEPARTMENT LABORATORY			8	100%	8
PRIMARY CARE SPECIALISTS OF ORLANDO LLC		6	2	25%	8
KINDRED HOSPITAL OCALA		6	2	25%	8

COVID-19: testing by laboratory

Data through Feb 4, 2021 verified as of Feb 5, 2021 at 09:25 AM

Data in this report are provisional and subject to change.

The numbers in the table below represent the number of Florida and non-Florida residents for whom test results were received by the Department of Health. A person can be tested by more than one laboratory and can have both positive and negative results. **Therefore, the sum of the numbers in each column will be larger than the total number of people tested.**

Reporting lab	Inconclusive	Negative	Positive	Percent positive	Total
MINUTE CLINIC		1	7	88%	8
ST. JOSEPH HOSPITAL AND HEALTH CARE INC.			8	100%	8
LANE PEDIATRICS PA			8	100%	8
FLORIDA HOSPITAL WINTER PARK		7	1	13%	8
HARBORCHASE OF DR PHILLIPS		7	1	13%	8
CVS MINUTE CLINIC DIAGNOSTIC		7	1	13%	8
ALLINA HEALTH - ABBOTT NORTHWESTERN HOSPITAL		5	3	38%	8
VITAS HEALTHCARE CORPORATION OF FL			8	100%	8
MEDEXPRESS URGENT CARE - BENTON HARBOR		8			8
FAST PACE MEDICAL CLINIC PLLC		6	2	25%	8
JACKSON CLINIC PA,THE		4	4	50%	8
LAKE CO SCHOOLS EMPLOYEE HEALTH & WELLNESS CENTER	1	6	1	13%	8
MEDEXPRESS URGENT CARE MONACA		8			8
RIVERVIEW REGIONAL MEDICAL CENTER		6	2	25%	8
BRILLIANCE ASSISTED LIVING			8	100%	8
THE WOLFF CENTER FOR CHILD & ADOLESCENT HEALTH			8	100%	8
PALM BEACH CDH - DELRAY BEACH			8	100%	8
OPTUM SILVER LAKES			8	100%	8
MEDEXPRESS URGENT CARE, BUTLER		5	3	38%	8
CONSULATE HEALTH CARE		7	1	13%	8
Sunset Lake Health and Rehabilitation Center		8			8
THE MARY IMOGENE BASSETT HOSPITAL		8			8
MINUTECLINIC DIAGNOSTIC OF TN PC #320		7	1	13%	8
MINUTECLINIC DIAGNOSTIC OF TN PC #6435		8			8
MEDEXPRESS URGENT CARE-LATROBE		8			8
ADVENTHEALTH MEDICAL GROUP PEDIATRICS AT		2	6	75%	8
GENEUS DIAGNOSTICS			8	100%	8
NORTHSIDE HOSPITAL		2	6	75%	8
FLORIDA MENTOR		7	1	13%	8
PASSPORT HEALTH OF TAMPA BAY		8			8
MID-HUDSON VALLEY DIVISION OF WESTCHESTER MEDICAL		8			8
JOHNS HOPKINS MEDICAL LABORATORIES		1	7	88%	8
GENE STREET LABORATORIES, LLC		6	2	25%	8
MINUTE CLINIC DIAGNOSTIC OF SC, LLC #42		7	1	13%	8
INTERNAL MEDICINE AND AESTHETICS OF NAPLES LLC		8			8
MAGNOLIA PEDIATRICS GROUP LLC			8	100%	8
HUNTINGTON URGENT CARE		8			8
DOCTORS CLINICAL LABORATORY, INC		5	2	29%	7
ST VINCENT'S CHILTON		5	2	29%	7
PALM POINT BEHAVIORAL HEALTH		7			7
MEDLABS DIAGNOSTICS		7			7
FLORIDA STATE HOSPITAL CLINICAL LABORATORY		7			7
EMBRY-RIDDLE AERONAUTICAL UNIVERSITY HEALTH			7	100%	7
CARESOUTH HHA HOLDINGS OF TALLAHASSEE LLC		7			7
BARTRAM CROSSING		7			7
CARE ATC - CITY OF BOYNTON BEACH		2	5	71%	7

COVID-19: testing by laboratory

Data through Feb 4, 2021 verified as of Feb 5, 2021 at 09:25 AM

Data in this report are provisional and subject to change.

The numbers in the table below represent the number of Florida and non-Florida residents for whom test results were received by the Department of Health. A person can be tested by more than one laboratory and can have both positive and negative results. **Therefore, the sum of the numbers in each column will be larger than the total number of people tested.**

Reporting lab	Inconclusive	Negative	Positive	Percent positive	Total
MINUTECLINIC, LLC, #4160		4	3	43%	7
SOUTHERN LABORATORY SERVICES OF NWF		7			7
UHEALTH UNIVERSITY OF MIAMI			7	100%	7
GRACE WELLNESS CENTER LLC		6	1	14%	7
FLORIDA DIGESTIVE AND LIVER SPECIALIST		7			7
DIAGNOSTIC CLINIC		6	1	14%	7
SEA LEVEL LABS			7	100%	7
MEDEXPRESS URGENT CARE - HOT SPRINGS		7			7
ABBEY MANOR RETIREMENT RESIDENCE INC		7			7
FLORIDA HOSPITAL APOPKA		6	1	14%	7
DALLAS COUNTY HEALTH AND HUMAN SERVICES			7	100%	7
FLORIDA HOSPITAL KISSIMMEE		4	3	43%	7
VERMONT DEPARTMENT OF HEALTH		1	6	86%	7
LEE COUNTY HEALTH DEPARTMENT		4	3	43%	7
BROOKDALE LAKE ORIENTA			7	100%	7
ECLRS		2	5	71%	7
LONG ISLAND UNIVERSITY - POST CAMPUS		7			7
SOUTH FLORIDA ENT ASSOCIATES, INC			7	100%	7
DEBARY HEALTH AND REHABILITATION CENTER		6	1	14%	7
MINUTE-CLINIC DIAGNOSTIC OF VIRGINIA		6	1	14%	7
OKLAHOMA STATE DEPARTMENT OF HEALTH-PUBLIC HEALTH LABORATORY			7	100%	7
FLORIDA CENTER FOR DERMATOLOGY LABORATORY			7	100%	7
TRUE HEALTH		5	2	29%	7
UF HEALTH			7	100%	7
SCHOOL OF PHARMACY AND PHARMACEUTICAL		7			7
NORTON HEALTHCARE			7	100%	7
DR PHILLIPS MEDICAL WELLNESS CENTER		7			7
Ocoee Health Care Center		7			7
HNL LAB MEDICINE		5	2	29%	7
BAYCARE MEDICAL GROUP		1	6	86%	7
SOUTH COM HEALTH CLINIC, DEPT. OF THE ARMY		7			7
Thermopolis Rehabilitation Wellness		7			7
WYOMING COUNTY COMMUNITY HOSPITAL LABORATORY		7			7
NORTHDALE REHABILITATION CENTER			7	100%	7
DOTHAN PEDIATRIC CLINIC			7	100%	7
Parkside Villa		7			7
RIVER OAKS TREATMENT CENTER			7	100%	7
JUPITER ISLAND PUBLIC SAFETY		5	2	29%	7
OCALA FAMILY MEDICAL CENTER		7			7
PANCARE HEALTH - HOSFORD SCHOOL			7	100%	7
UNIVERSITY OF WASHINGTON MEDICAL CENTER			7	100%	7
GAMMA DIAGNOSTIC LAB LLC			7	100%	7
HEALTH CARE LABORATORY SERVICES		1	6	86%	7
MEDEXPRESS ELKINS		7			7
MINUTECLINIC, LLC, DBA MINUTECLINIC #6106		5	2	29%	7
TRUE HEALTH DIAGNOSTICS		1	6	86%	7

COVID-19: testing by laboratory

Data through Feb 4, 2021 verified as of Feb 5, 2021 at 09:25 AM

Data in this report are provisional and subject to change.

The numbers in the table below represent the number of Florida and non-Florida residents for whom test results were received by the Department of Health. A person can be tested by more than one laboratory and can have both positive and negative results. **Therefore, the sum of the numbers in each column will be larger than the total number of people tested.**

Reporting lab	Inconclusive	Negative	Positive	Percent positive	Total
NOVANT HEALTH INPATIENT CARE		2	5	71%	7
CARENOW URGENT CARE-DONELSON		5	2	29%	7
MEDEXPRESS URGENT CARE, JOHNSTOWN		6	1	14%	7
LYNMOORE,THE		7			7
BRADENTON PHYSICIANS MEDICAL CENTER			7	100%	7
VICTORIAN MANOR		2	5	71%	7
AVON PARK PEDIATRICS			7	100%	7
KENDALL REGIONAL MEDICAL CNTR			7	100%	7
KANSAS DEPARTMENT OF HEALTH		2	5	71%	7
DYNAMIC HEALTH CENTERS INC		3	4	57%	7
MEDEXPRESS URGENT CARE-DUBOIS		7			7
MIAMI COMPREHENSIVE MEDICINE GROUP PA		4	3	43%	7
CORAL LANDING ASSISTED LIVING		5	2	29%	7
QUE		4	3	43%	7
LAKE CONWAY URGENT CARE LLC		2	5	71%	7
CVS MINUTE CLINIC DIAGNOSTIC OF VIRGINIA		7			7
NEWPATH DIAGNOSTICS		4	3	43%	7
MORTON PLANT NORTH BAY HOSPITAL			7	100%	7
CVS NC3516POCT WINSTON SALEM		6	1	14%	7
FHMG_FM AND IM AVALON PARK		2	5	71%	7
SOUTHEASTERN PEDIATRIC ASSOCIATES			7	100%	7
MEDEXPRESS URGENT CARE - FAYETTEVILLE		5	2	29%	7
ELLIS HOSPITAL LABORATORY		6	1	14%	7
PASSPORT HEALTH			7	100%	7
MINUTECLINIC INCORPORATE, LLC		5	2	29%	7
IRL MARKET LAB			7	100%	7
ST VINCENT'S ST CLAIR		4	3	43%	7
CARENOW URGENT CARE-GREEN HILLS		7			7
MIAMI BEACH MEDICAL GROUP			7	100%	7
MEDEXPRESS URGENT CARE - MAPLE DRIVE		7			7
FLORIDA DEPARTMENT OF HEALTH WASHINGTON COUNTY		3	4	57%	7
ST JOSEPHS CHILDRENS OUTREACH			7	100%	7
HEALTH NETWORK LABORATORIES		6	1	14%	7
NEW YORK PRESBYTERIAN - LOWER MANHATTAN		7			7
PBC FOUND CARE INC			7	100%	7
SOMA MEDICAL CENTER MD PA #7 PEDIATRICS			7	100%	7
FLORIDA MEDICAL CL ODOM TPA		4	3	43%	7
OCEAN REEF MEDICAL CENTER, LLC			7	100%	7
Grand Villa of Dunedin		1	6	86%	7
OPTUM PRIMARY CARE - FOUNTAIN OAKS		3	4	57%	7
SUPERIOR RESIDENCES AT CALA HILLS		7			7
LEPE'S HOUSE			7	100%	7
PINELLAS PARK FIRE DEPARTMENT		7			7
HOLY GARDEN ALF, INC.		7			7
COMMUNITY MEDICAL AND DENTAL CARE INC		7			7
HEARTLAND PEDIATRICS OF LAKE PLACID			7	100%	7

COVID-19: testing by laboratory

Data through Feb 4, 2021 verified as of Feb 5, 2021 at 09:25 AM

Data in this report are provisional and subject to change.

The numbers in the table below represent the number of Florida and non-Florida residents for whom test results were received by the Department of Health. A person can be tested by more than one laboratory and can have both positive and negative results. **Therefore, the sum of the numbers in each column will be larger than the total number of people tested.**

Reporting lab	Inconclusive	Negative	Positive	Percent positive	Total
MIDNIGHT MEDICINE			7	100%	7
MINUTECLINIC DIAGNOSTIC OF TN PC #386		7			7
WILDLIGHT LAB			7	100%	7
BELLE GLADES HEALTH CLINIC			7	100%	7
KEYSTONE PLACE AT NAPLES PRESERVE		4	3	43%	7
PEDIATRICS OF CENTRAL FLORIDA		5	2	29%	7
SENIOR LIVING IV SUN CITY LLC		6	1	14%	7
KEY TRAINING CENTER			7	100%	7
CITY OF CLEARWATER EMPLOYEE HEALTH CENTER		1	6	86%	7
LAB UNKNOWN		6	1	14%	7
CVS MINUTE CLINIC DIAGNOSTIC OF TEXAS,LLC		5	2	29%	7
FLORIDA CANCER SPECIALISTS & RESEARCH INSTITUTE		6	1	14%	7
ILLINOIS DEPARTMENT OF PUBLIC HEALTH			7	100%	7
ENCOMPASS HOME HEALTH OF THE SOUTHEAST LLC□		7			7
MEDEXPRESS URGENT CARE - BEECH GROVE		6	1	14%	7
MONTEFIORE NYACK HOSPITAL AFFILIATED LABORATORY		7			7
BAYFRONT MEDICAL			7	100%	7
PEDIATRICS URGENT CARE, LLC			7	100%	7
CARENOW URGENT CARE-MADISON		7			7
LAWTON CHILES HEALTH CENTER		1	6	86%	7
ORLANDO MEDICAL CENTER PL			7	100%	7
MINUTE CLINIC DIAGNOSTIC OF SOUTH CAROLINA		6	1	14%	7
MINUTECLINIC, LLC #4230		6	1	14%	7
PENINSULA CARE AND REHABILITATION CENTER			7	100%	7
MERCY HEALTH—MUSKEGON		6	1	14%	7
COLLIER HMA PHYSICIAN MANAGEMENT, LLC			7	100%	7
CVS PHARMACY #8800		5	2	29%	7
BAPTIST PEDIATRICS		6	1	14%	7
SONORA QUEST LABORATORIES			7	100%	7
GENTRY PARK ORLANDO ASSISTED LIVING		6	1	14%	7
MADISON COUNTY HEALTH DEPARTMENT		5	2	29%	7
MINUTECLINIC DIAGNOSTIC OF OKLAHOMA		5	2	29%	7
AR ANESTHESIA LLC		7			7
A LILIKO'I PHARMACY LLC		7			7
BERRYHILL MANOR		7			7
ALLEGRO - TAMPA	1	4	2	29%	7
DOCTOR'S IN-HOUSE LAB/COMMUNITY HEALTH CENTERS OF PINELLAS -PINELLAS P			7	100%	7
ACCESS HOME HEALTH OF FLORIDA LLC		7			7
EL PARAISO HOME INC		7			7
MINUTECLINIC DIAGNOSTICS OF IND, LLC		6			6
MEDEXPRESS URGENT CARE - ELM GROVE		5	1	17%	6
CVS MO8590POCT KANSAS CITY		2	4	67%	6
JOHNS HOPKINS ALL CHILDRENS			6	100%	6
CHILDREN'S HOSPITAL OF PHILADELPHIA		5	1	17%	6
MINUTE CLINIC LLC #2775		6			6
PRESBYTERIAN HOME		6			6

COVID-19: testing by laboratory

Data through Feb 4, 2021 verified as of Feb 5, 2021 at 09:25 AM

Data in this report are provisional and subject to change.

The numbers in the table below represent the number of Florida and non-Florida residents for whom test results were received by the Department of Health. A person can be tested by more than one laboratory and can have both positive and negative results. **Therefore, the sum of the numbers in each column will be larger than the total number of people tested.**

Reporting lab	Inconclusive	Negative	Positive	Percent positive	Total
Nashville Central Laboratory		6			6
PALM HARBOR DERMATOLOGY		4	2	33%	6
MIAMI BEACH COMMUNITY HEALTH CENTER INC			6	100%	6
THE VILLAGES REGIONAL HOSPITAL FREESTANDING		3	3	50%	6
WIREGRASS MEDICAL CENTER			6	100%	6
GENETIC TECHNOLOGICAL INNOVATIONS			6	100%	6
Conway Lakes Health and Rehabilitation Center		6			6
CVS TN5601POCT LENOIR CITY		6			6
SOUTHEASTERN DERMATOLOGY GROUP PA		5	1	17%	6
HOLLY HILL HOME INFUSION SERVICE		5	1	17%	6
NORTHEAST ALABAMA REGIONAL MEDICAL CENTER		3	3	50%	6
BETH ISRAEL DEACONESS MEDICAL CENTER			6	100%	6
MEDEXPRESS URGENT CARE - SWANSEA, N ILLINOIS ST		5	1	17%	6
MEDEXPRESS URGENT CARE-PITTSFIELD		6			6
CAMELLIA AT DEERWOOD		2	4	67%	6
MIAMI RESCUE MISSION CLINIC INC			6	100%	6
HAWTHORNE INN OF LAKE LAND		6			6
MINUTECLINIC DIAGNOSTIC OF TEXAS		5	1	17%	6
Fouraker Hills Rehab and Nursing			6	100%	6
VENICE GREEN VILLAGE		3	3	50%	6
XPRESS URGENT CARE LLC		6			6
CAPITAL HEALTH PLAN LABORATORIES			6	100%	6
PENSACOLA PEDIATRICS MILTON			6	100%	6
AMERICAN HEALTH ASSOC. LABORATORY SOUTH		4	2	33%	6
COLUMBIA MEMORIAL HOSPITAL		6			6
BAYCARE ALLIANT HOSPITAL			6	100%	6
MINUTECLINIC DIAGNOSTIC OF GEORGIA, LL		5	1	17%	6
MEDEXPRESS URGENT CARE - HUNTINGTON WE		6			6
MEDEXPRESS URGENT CARE - MIDLOTHIAN		6			6
CRESTWOOD MEDICAL CENTER		4	2	33%	6
BROOKDALE CLERMONT			6	100%	6
TEXAS MEDCLINIC			6	100%	6
MINUTECLINIC DIAGNOSTIC OF PA, LLC (1036)		5	1	17%	6
CITYMD		1	5	83%	6
LOUISIANA DEPT OF HEALTH			6	100%	6
UNILAB		2	4	67%	6
ENTRUST IMMEDIATE CARE			6	100%	6
OSWEGO HOSPITAL LABORATORY		6			6
CVS MINUTE CLINIC DIAGNOSTIC MED GRP OF SAN		4	2	33%	6
BROWARD COUNTY HEALTH DEPT.			6	100%	6
HUNTERS CREEK PEDIATRICS		6			6
ATMORE NURSING CENTER		5	1	17%	6
MINUTECLINIC DIAGNOSTIC OF TN PC #5671		3	3	50%	6
CVS NC2357POCT HUNTERSVILLE		5	1	17%	6
BOCA VIPEDIATRICS			6	100%	6
PATHGROUP LABS, LLC		4	2	33%	6

COVID-19: testing by laboratory

Data through Feb 4, 2021 verified as of Feb 5, 2021 at 09:25 AM

Data in this report are provisional and subject to change.

The numbers in the table below represent the number of Florida and non-Florida residents for whom test results were received by the Department of Health. A person can be tested by more than one laboratory and can have both positive and negative results. **Therefore, the sum of the numbers in each column will be larger than the total number of people tested.**

Reporting lab	Inconclusive	Negative	Positive	Percent positive	Total
BROWARD TRANSITIONAL CENTER			6	100%	6
CAPRONA GROUP HOME			6	100%	6
CARENOW URGENT CARE-SOUTHLAKE			6	100%	6
REMISE OCCUPATIONAL HEALTH SOLUTIONS INC			6	100%	6
EXPRESS CARE OF TAMPA BAY LLC		2	4	67%	6
ST JOSEPH WOMENS HOSPITAL			6	100%	6
GRAND VILLA OF ENGLEWOOD		2	4	67%	6
MINUTECLINIC DIAGNOSTIC OF SC, LLC #2		5	1	17%	6
QUICK CARE MED WALK IN AND URGENT CARE			6	100%	6
INTERNAL MEDICINE LIPID AND WELNNESS PRACTICE			6	100%	6
URGENT TEAM - MUSCLE SHOALS		6			6
VIBRANT AMERICA		4	2	33%	6
THE PALMS REHABILITATION AND HEALTHCARE CENTER		5	1	17%	6
MC DIAGNOSTIC OF CONNECTICUT , PC # 3		4	2	33%	6
MANATEE PEDIATRICS			6	100%	6
CVS NC5591POCT STATESVILLE		5	1	17%	6
FAMILY MEDICINE MEDICAL DRIVE		6			6
KIMBERLY J HENDERSON MD PC		5	1	17%	6
WATAUGA MEDICAL CENTER		4	2	33%	6
ALL AMERICAN URGENT CARE			6	100%	6
Florida Clinical Laboratory		1	5	83%	6
TERRACINA LLC		1	5	83%	6
PALMETTO HEALTH ALLIANCE		3	3	50%	6
ST LUKES ROOSEVELT LABORATORY		6			6
PROHEALTH MED		1	5	83%	6
CAREWELL 301 - WARWICK			6	100%	6
MINUTECLINIC DIAGNOSTIC OF NORTH CAROLINA, PC		5	1	17%	6
THE CLINIC PREMISE HEALTH			6	100%	6
NORTH FLORIDA PEDIATRICS JASPER			6	100%	6
LONGWOOD PEDIATRICS LLC			6	100%	6
CONCENTRA			6	100%	6
ASCENSION ST VINCENT'S CLAY COUNTY			6	100%	6
MEDICAL CENTER AT OCEAN REEF		1	5	83%	6
DR. PHILLIPS MEDICAL WELLNESS CENTER		3	3	50%	6
MINUTECLINIC, LLC #244		5	1	17%	6
INTERIM HEALTHCARE OF NORTHWEST FLORIDA INC		6			6
NORTHERN DUTCHESS HOSPITAL LABORATORY		5	1	17%	6
ORLANDO FAMILY MEDICAL INC		6			6
MEDEXPRESS URGENT CARE - TARENTUM		5	1	17%	6
BLOOMINGDALE PEDIATRIC ASSOCIATES PA			6	100%	6
JERSEY SHORE MEDICAL CENTER		6			6
FRUITVILLE URGENT CARE			6	100%	6
URGENT CARE OF NEW YORK		6			6
UT MEMPHIS UNIVERSITY HEALTH SERVICES			6	100%	6
GRACE REHABILITATION CENTER OF VERO BEACH		4	2	33%	6
CDRX INFUSION			6	100%	6

COVID-19: testing by laboratory

Data through Feb 4, 2021 verified as of Feb 5, 2021 at 09:25 AM

Data in this report are provisional and subject to change.

The numbers in the table below represent the number of Florida and non-Florida residents for whom test results were received by the Department of Health. A person can be tested by more than one laboratory and can have both positive and negative results. **Therefore, the sum of the numbers in each column will be larger than the total number of people tested.**

Reporting lab	Inconclusive	Negative	Positive	Percent positive	Total
TIMBER CREEK PEDIATRICS		6			6
TAMIAMI LAB MILLENIUM			6	100%	6
ST. CLOUD PHARMACY AND WELLNESS CENTER		3	3	50%	6
CVS MINUTE CLINIC DIAGNOSTIC OF TN #6044		6			6
FLORIDA MEDICAL SPECIALISTS		2	4	67%	6
Northwell Lab		2	4	67%	6
UNILAB OF DADE INC			6	100%	6
ADULT MEDICINE OF LAKE COUNTY INC			6	100%	6
FLORIDA WOMAN CARE LABORATORY			6	100%	6
MINUTECLINIC DIAGNOSTIC OF ILLINOIS LL		6			6
PARTNERS PHARMACY OF FLORIDA LLC		6			6
RIVER CITY PRIMARY AND URGENT CARE			6	100%	6
STPET		4	2	33%	6
MINUTE-CLINIC DIAGNOSTIC OF VIRGINIA, LLC #2003		5	1	17%	6
MEDEXPRESS URGENT CARE - RICHMOND, NINE MILE RD		5	1	17%	6
PR HEALTH		1	5	83%	6
CAPE CORAL URGENT CARE		3	3	50%	6
ADVENTHEALTH MEDICAL GROUP MULTISPECIALTY			6	100%	6
MINUTECLINIC DIAGNOSTIC OF TN PC #242		4	2	33%	6
CLEARWATER PEDIATRIC CARE		1	5	83%	6
MEDEXPRESS URGENT CARE - MT LEBANON		4	2	33%	6
DELIVER MY MEDS CORP		6			6
CITIZENS BAPTIST MEDICAL CENTERS LAB		5	1	17%	6
MINUTECLINIC DIAGNOSTIC OF RHODE ISLAND		4	2	33%	6
FHPG_EXP CARE W HILLSBOROUGH			6	100%	6
AARK LABORATORY		6			6
YAZJI PEDIATRIC CARE LLC DBA TUKA PEDIATRICS			6	100%	6
PUBLIC HEALTH LAB		6			6
LUMADOC HEALTH		4	2	33%	6
PENN MEDICINE PRINCETON MEDICAL CENTER		6			6
ENIGMA DIAGNOSTIC, INC.			6	100%	6
MEDEXPRESS URGENT CARE - STAUNTON		2	4	67%	6
MC DIAGNOSTIC OF CONNECTICUT PC #459		6			6
BOCA BIOLISTICS LLC			6	100%	6
SUFFRIDGE DRIVE GROUP HOME		6			6
ETHOS LABORATORIES		6			6
BRIDGE DIAGNOSTICS			6	100%	6
TAMPA URGENT CARE			6	100%	6
GLEN FALLS HOSPITAL DEPARTMENT OF PATHOLOGY		6			6
THE WINDSOR OF OCALA		2	4	67%	6
SAINT PETER'S UNIVERSITY HOSPITAL		6			6
ARLINGTON OF NAPLES		6			6
ADVENT HEALTH APOPKA		2	4	67%	6
VITAS HEALTH INC			6	100%	6
MARSHALL MEDICAL CENTER SOUTH LAB		5	1	17%	6
MEDEXPRESS URGENT CARE-PETERS TWP		5	1	17%	6

COVID-19: testing by laboratory

Data through Feb 4, 2021 verified as of Feb 5, 2021 at 09:25 AM

Data in this report are provisional and subject to change.

The numbers in the table below represent the number of Florida and non-Florida residents for whom test results were received by the Department of Health. A person can be tested by more than one laboratory and can have both positive and negative results. **Therefore, the sum of the numbers in each column will be larger than the total number of people tested.**

Reporting lab	Inconclusive	Negative	Positive	Percent positive	Total
MEDEXPRESS URGENT CARE - BATTLE CREEK		4	2	33%	6
MINUTECLINIC, LLC #05038		6			6
MINUTECLINIC DIAGNOSTIC OF NEW JERSEY, LLC # 7069		6			6
FLORIDA SCHOOL FOR THE DEAF AND THE BLIND			6	100%	6
MERCY COLLEGE HEALTH OFFICE		6			6
AVANTE AT ORMOND BEACH INC			6	100%	6
RICH STREET GROUP HOME			6	100%	6
CORNERSTONE PEDIATRICS		1	5	83%	6
CURATIVE CARE CENTER INC		1	5	83%	6
SIMEDHEALTH LLC		2	4	67%	6
FIRST COAST CARDIOVASCULAR INSTITUTE PA			6	100%	6
MINUTECLINIC, LLC, MINUTECLINIC #7637		4	2	33%	6
AMERICAN EAGLE LEESBURG AL LLC DBA VISTA LAKE			6	100%	6
CVS MINUTE CLINIC DIAGNOSTIC OF NEW JERSEY		6			6
MINUTECLINIC MINUTECLINIC #8505		4	2	33%	6
APEX HOME HEALTH CARE		4	1	20%	5
TULLAHOMA HMA, LLC		4	1	20%	5
COLUMBIA MEMORIAL HOSPITAL LABORATORY		5			5
FLORIDA HOSPITAL LAKE MARY		5			5
URGENT CARE OF LONGWOOD			5	100%	5
MEDEXPRESS URGENT CARE - CLARKSBURG		5			5
RELIANT IMMUNE DIAGNOSTICS			5	100%	5
LAKE MARY HEALTH AND REHABILITATION CENTER		1	4	80%	5
WESTMINSTER SHORES			5	100%	5
ALL CHILDREN'S HOSPITAL DEPT OF GENERAL PEDIATRICS			5	100%	5
MINUTECLINIC DIAGNOSTIC OF NEVADA #87		3	2	40%	5
BAYSHORE LABORATORY		4	1	20%	5
JUPITER CLINIC			5	100%	5
PHYSICIANS URGENT CARE BERRY FARMS		4	1	20%	5
MINUTE CLINIC LLC #5706		4	1	20%	5
TANNER MEDICAL CENTER EAST AL		5			5
MINUTECLINIC LLC (1435)		5			5
FAMILY CARE MEDICAL CENTER			5	100%	5
MEDEXPRESS URGENT CARE - GLENDALE		5			5
ADVENTHEALTH CAR CENTER APOPKA			5	100%	5
LAKEVIEW TERRACE HOME HEALTH SERVICES LLC			5	100%	5
PEDIATRIC URGENT HEALTH CARE			5	100%	5
INFECTION CONTROL/ EMPHEALTH		3	2	40%	5
PRECISION DIAGNOSTICS INC - NJ		5			5
PINECREST PEDIATRICS GROUP LLC			5	100%	5
REHABILITATION CENTER AT JUPITER GARDENS		5			5
BAPTIST HEALTH - TOWN CENTER			5	100%	5
MOUNT SINAI BROOKLYN LABORATORY		4	1	20%	5
ST. LUCIE COUNTY HEALTH DEPARTMENT		4	1	20%	5
JACKSON SOUTH COMMUNITY HOSPITAL LAB			5	100%	5
OHIO DEPARTMENT OF HEALTH			5	100%	5

COVID-19: testing by laboratory

Data through Feb 4, 2021 verified as of Feb 5, 2021 at 09:25 AM

Data in this report are provisional and subject to change.

The numbers in the table below represent the number of Florida and non-Florida residents for whom test results were received by the Department of Health. A person can be tested by more than one laboratory and can have both positive and negative results. **Therefore, the sum of the numbers in each column will be larger than the total number of people tested.**

Reporting lab	Inconclusive	Negative	Positive	Percent positive	Total
BETHESDA COMMUNITY HEALTH CENTER			5	100%	5
OCCUPATIONAL HEALTH CENTERS OF THE SOUTHWEST PA		4	1	20%	5
PHYSICIANS FOR CHILDREN			5	100%	5
OPTUMCARE FLORIDA, LLC		3	2	40%	5
JOHN T MATHER MEMORIAL HOSPITAL LABORATORY		5			5
MD NOW MEDICAL CENTER INC			5	100%	5
DANIEL M LIBBY MD PLLC		5			5
FRESENIUS KIDNEY CARE DUNEDIN			5	100%	5
ATLANTIC COMMUNITY HIGH SCHOOL		4	1	20%	5
UCARE			5	100%	5
Life Care Center of Estero			5	100%	5
GOOD SAMARITAN MEDICAL CENTER			5	100%	5
EP LTC PHARMACY		4	1	20%	5
BROWNE MEDICAL LLC		3	2	40%	5
GRAND VILLA OF NEW PORT RICHEY		2	3	60%	5
Avalon Healthcare and Rehabilitation Center			5	100%	5
BROWNE MEDICAL		5			5
ORLANDO FAMILY PHYSICIANS			5	100%	5
MINUTECLINIC DIAGNOSTIC OF PENNSYLVANIA, LLD #1545		5			5
THE UNIVERSITY OF VERMONT MEDICAL CENTER		4	1	20%	5
WATERTOWN URGENT CARE PLLC		5			5
GRAND VILLA OF PINELLAS PARK		4	1	20%	5
URGENT MED INC		3	2	40%	5
CLEVELAND CLINIC MARTIN HEALTH NURSING & RESTORATIVE		5			5
AHF PUBLIC HEALTH LABORATORY			5	100%	5
DOCTORS EXPRESS OF ST PETERSBURG			5	100%	5
URGENT CARE COASTAL GA			5	100%	5
AUGUSTA HEALTH			5	100%	5
DOCS URGENT CARE		1	4	80%	5
FLAGLER HEALTH SERVICES INC			5	100%	5
SIGNATURE URGENT CARE			5	100%	5
MINUTE CLINIC DIAGNOSTIC OF NORTH CAROLINA		5			5
PREMIER FAMILY HEALTH PA			5	100%	5
NORTHSIDE HOSPITAL ATLANTA		3	2	40%	5
UNIVERSITY OF CHICAGO MEDICAL CENTER LAB			5	100%	5
CVS CA9165POCT SAN DIEGO		5			5
MINUTECLINIC DIAGNOSTIC OF NORTH CAROLINA PC #5341		4	1	20%	5
BENTLEY CARE CENTER		5			5
Rio Pinar Health Care			5	100%	5
ORLANDO ORTHOPAEDIC OUTPATIENT SURGERY CENTER		2	3	60%	5
CVA MINUTE CLINIC DIAGNOSTIC OF VIRGINIA, LLC		5			5
JOE DIMAGGIO CHILDREN'S HOSPITAL		1	4	80%	5
ST JOHNS BIOMEDICAL LAB		5			5
MIAMI CANCER INSTITUTE			5	100%	5
FRANCES WARDE MEDICAL LABORATORY		2	3	60%	5
SUTTER TRACY COMMUNITY HOSPITAL			5	100%	5

COVID-19: testing by laboratory

Data through Feb 4, 2021 verified as of Feb 5, 2021 at 09:25 AM

Data in this report are provisional and subject to change.

The numbers in the table below represent the number of Florida and non-Florida residents for whom test results were received by the Department of Health. A person can be tested by more than one laboratory and can have both positive and negative results. **Therefore, the sum of the numbers in each column will be larger than the total number of people tested.**

Reporting lab	Inconclusive	Negative	Positive	Percent positive	Total
QUINTON MEMORIAL HEALTH CARE CENTER		5			5
CAREHERE LCS- EUSTIS			5	100%	5
KEYSTONE REHABILITATION AND HEALTH CENTER		1	4	80%	5
PALM GARDEN OF SUN CITY			5	100%	5
NORTH PINELLAS CHILDRENS MEDICAL CENTER INC			5	100%	5
MEDEXPRESS URGENT CARE - WILLIAMSPORT		4	1	20%	5
GRAND VILLA OF ORMOND BEACH		3	2	40%	5
NORTHPORT MEDICAL CENTER LAB		5			5
PALM BEACH GARDENS MEDICAL CENTER			5	100%	5
GULF COAST PEDIATRICS OF SARASOTA PA		1	4	80%	5
MC DIAGNOSTIC OF CONNECTICUT, PC #1966		5			5
CLAY PRIMARY & FAMILY CARE LLC			5	100%	5
INNOVATIVE COVID-DIVERSEY			5	100%	5
NELSON BIOLOGICAL			5	100%	5
NORTH FLORIDA MEDICAL CENTERS INC		1	4	80%	5
CVS MINUTE CLINIC DIAGNOSTIC PA #3060		4	1	20%	5
LAKE NONA PEDIATRICS IN ASSOCIATION WITH NEMOURS		5			5
MEDEXPRESS URGENT CARE MORGANTOWN		5			5
AEL KNOXVILLE			5	100%	5
EGL GENETICS DIAGNOSTICS			5	100%	5
HENDRY REGIONAL CONVENIENT CARE CENTER			5	100%	5
GRAND VILLA OF DEL RAY WEST		4	1	20%	5
XRL SXF REF LAB		5			5
Walker BaptistMedCtr		4	1	20%	5
MINUTECLINIC MINUTECLINIC #4977		3	2	40%	5
CONCENTRA URGENT CARE		1	4	80%	5
MEDEXPRESS URGENT CARE - STATE COLLEGE		4	1	20%	5
CENTREX CLINICAL LABS INC		5			5
SHEEPSHEAD BAY URGENT CARE		5			5
ELITE MD GROUP INC		1	4	80%	5
DIXIE COUNTY EMERGENCY SERVICES			5	100%	5
PANCARE HEALTH - KATE SMITH ELEMENTARY		1	4	80%	5
FLORIDA PREMIER MEDICAL CARE PA			5	100%	5
COVID RAPID LABS			5	100%	5
PRECISION LABS LLC		2	3	60%	5
EAST BANK HOSPITAL - UNIVERSITY OF MINNESOTA MEDICAL CENTER			5	100%	5
Life Care Center of Orlando			5	100%	5
MEDEXPRESS URGENT CARE - CULPEPER		5			5
MINUTE-CLINIC DIAGNOSTIC OF VIRGINIA, LLC #794		5			5
LONG ISLAND JEWISH FOREST HILLS HOSPITAL		5			5
MAXHEALTH		4	1	20%	5
MINUTECLINIC DIAGNOSTIC OF TN PC #442		4	1	20%	5
PACIFICA SUNRISE☐			5	100%	5
CHAMPLAIN VALLEY PHYSICIANS HOSPITAL		3	2	40%	5
UT SOUTHWESTERN MEDICAL CENTER			5	100%	5
BOROPARK URGENT CARE		4	1	20%	5

COVID-19: testing by laboratory

Data through Feb 4, 2021 verified as of Feb 5, 2021 at 09:25 AM

Data in this report are provisional and subject to change.

The numbers in the table below represent the number of Florida and non-Florida residents for whom test results were received by the Department of Health. A person can be tested by more than one laboratory and can have both positive and negative results. **Therefore, the sum of the numbers in each column will be larger than the total number of people tested.**

Reporting lab	Inconclusive	Negative	Positive	Percent positive	Total
MEDEXPRESS URGENT CARE - IRVING		5			5
HILLSBOROUGH COUNTY HEALTH DEPARTMENT			5	100%	5
WEST PACIFIC MEDICAL LABORATORY			5	100%	5
A & R RESEARCH GROUP			5	100%	5
FLORIDA DEPARTMENT OF HEALTH - INVERNESS		3	2	40%	5
HELIX KH UC			5	100%	5
MCR HEALTH LAWTON CHILES ADMINISTRATION STE A		1	4	80%	5
UCF STUDENT HEALTH SERVICES LABORATORY		2	3	60%	5
Solaris Healthcare Pensacola			5	100%	5
WEEMS MEDICAL CENTERS		2	3	60%	5
ALPHADERA LABS, LLC			5	100%	5
MEDICAL CENTER OF BLOUNTSTOWN			5	100%	5
LABCORP UNSPECIFIED		5			5
WILSON PEDIATRICS			5	100%	5
PATIENT FIRST - LEESBURG			5	100%	5
MD NOW MEDICAL CENTER			5	100%	5
MEDEXPRESS URGENT CARE - BECKLEY CROSS		4	1	20%	5
EASTCHESTER PEDIATRIC MEDICAL GROUP		5			5
MEDEXPRESS URGENT CARE-MUNCIE		5			5
METROPOLITAN CHARITIES INC		4	1	20%	5
BROOKDALE NEW PORT RICHEY			5	100%	5
WOODHULL MEDICAL AND MENTAL HEALTH CTR		5			5
Kennedy University Hospital		5			5
SANDALWOOD NURSING CENTER		5			5
OCCMED SOLUTIONS		2	3	60%	5
CVS MINUTE CLINIC DIAG OF IND LLC #5206		4	1	20%	5
NEW HAMPSHIRE DEPARTMENT OF HEALTH AND HUMAN SERVICES		3	2	40%	5
MINUTECLINIC, LLC #03965		5			5
MINUTECLINIC DIAGNOSTIC OF NEW JERSEY,		5			5
FLORIDA CLINICAL LABORATORY - BIOREFERENCE LABORATORIES		2	3	60%	5
UW MEDICINE VIROLOGY LAB			5	100%	5
RAYMOND BASRI MD		5			5
INDIAN RIVER PRIMARY CARE PA		5			5
Army Residence Community		5			5
MEDEXPRESS URGENT CARE PORT HURON		4	1	20%	5
MEDLAB ASSOCIATES LLC		5			5
MINUTE CLINIC, LLC #1434		5			5
VAIL VALLEY MEDICAL CENTER			5	100%	5
PUTNAM HOSPITAL CENTER LABORATORY		5			5
LEWIS COUNTY MANOR		5			5
UNIVERSITY OF MIAMI MILLER SCHOOL OF MEDICINE			5	100%	5
PHYSICIANS REGIONAL MEDICAL CTR - COLLIER BLVD			5	100%	5
LABS PLUS LLC		5			5
NIGHT LITE PEDIATRICS CENTER		1	4	80%	5
PM PEDIATRICS OF SELDEN		3	2	40%	5
NOVANT HEALTH UVA		2	3	60%	5

COVID-19: testing by laboratory

Data through Feb 4, 2021 verified as of Feb 5, 2021 at 09:25 AM

Data in this report are provisional and subject to change.

The numbers in the table below represent the number of Florida and non-Florida residents for whom test results were received by the Department of Health. A person can be tested by more than one laboratory and can have both positive and negative results. **Therefore, the sum of the numbers in each column will be larger than the total number of people tested.**

Reporting lab	Inconclusive	Negative	Positive	Percent positive	Total
VIERA PEDIATRICS		1	4	80%	5
OMNICARE PHARMACY OF TEXAS 1, LP DBA OMNICARE		5			5
PM PEDIATRICS OF BAYSIDE PLLC		5			5
INTERNAL MEDICINE & PRIMARY CARE ASSOCIATES, PLC			5	100%	5
CVS NY4098030POCT NEW YORK		5			5
DEPARTMENT OF HEALTH AND HUMAN SERVICES LANSING			5	100%	5
COMMONS AT ORLANDO LUTHERAN TOWERS SNF			5	100%	5
FORSYTH HOUSE			5	100%	5
CYPRESS CREEK MEDICAL CENTER			5	100%	5
MEDEXPRESS URGENT CARE MURRYSVILLE		3	2	40%	5
JUPITER ISLAND MEDICAL CLINIC INC		5			5
LIVING WATERS MEDICAL CENTER			5	100%	5
LAKE COUNTY DETENTION CENTER		3	2	40%	5
NORTH SHORE HEMATOLOGY-ONCOLOGY ASSOCIATES, PC		5			5
ORLANDO ORTHOPAEDIC CENTER		4	1	20%	5
MINUTECLINIC, LLC #1586		3	2	40%	5
CARL R DARNALL ARMY MEDICAL CENTER			5	100%	5
COPELAND MEDICAL CLINIC		3	2	40%	5
MANATEE COUNTY JAIL		4	1	20%	5
UNIVERSITY OF MIAMI / SCCC RESEARCH LABORATORY			5	100%	5
ST CLOUD COMPOUNDING PHARMACY & WELLNESS CENTER		5			5
APOLLO GARDENS RETIREMENT RESIDENCE CARE		5			5
MIAMI MEDICAL CONSULTANT PA			5	100%	5
Enterprise Health and Rehabilitation Center		5			5
NEMOURS CHILDREN'S URGENT			5	100%	5
KETTERING HEALTH			5	100%	5
AMERICAN MEDICAL RESPONSE - DENVER		2	3	60%	5
CVS GA2470POCT CANTON		5			5
DOTHAN WEST FAMILY MEDICINE		3	2	40%	5
HEALTH AND WELLNESS CENTER			5	100%	5
NORTH DADE NURSING AND REHABILITATION CENTER			5	100%	5
CVS SC7556POCT WEST COLUMBIA		5			5
RUSH UNIVERSITY MEDICAL CENTER LABORATORY			5	100%	5
GREENVILLE MEMORIAL HOSPITAL LAB			5	100%	5
CVS NATIONAL HARBOR MD2297714CV		5			5
LEE MEMORIAL HEALTH SYSTEM		2	3	60%	5
WALK-IN MEDICAL CARE			5	100%	5
ESCAMBIA COUNTY JAIL DETENTION DIVISION		5			5
SOUTH FLORIDA FAMILY HEALTH & RESEARCH CTR			5	100%	5
HAVEN HOSPICE IN CHIEFLAND			5	100%	5
BROOKDALE VERO BEACH SOUTH AL		5			5
PEDIATRICS OF CENTRAL FLORIDA - POINCIANA		3	2	40%	5
ADVANCED URGENT CARE OF MARATHON		1	4	80%	5
BAYSHORE POINTE NURSING AND REHAB CENTER			5	100%	5
PEDIATRICS OF ALTAMONTE		5			5
GULF COAST VETERANS HCS PANAMA CITY OPC		5			5

COVID-19: testing by laboratory

Data through Feb 4, 2021 verified as of Feb 5, 2021 at 09:25 AM

Data in this report are provisional and subject to change.

The numbers in the table below represent the number of Florida and non-Florida residents for whom test results were received by the Department of Health. A person can be tested by more than one laboratory and can have both positive and negative results. **Therefore, the sum of the numbers in each column will be larger than the total number of people tested.**

Reporting lab	Inconclusive	Negative	Positive	Percent positive	Total
MINUTECLINIC, LLC #03268		4	1	20%	5
CARLOS F FUSTER MD PA		5			5
ACCENTCARE		5			5
MINUTECLINIC DIAGNOSTIC OF ILLINOIS		4	1	20%	5
MINUTECLINIC DIAG OF IND LLC #6998		4	1	20%	5
ST. PETERSBURG PEDIATRICS			5	100%	5
MEDEXPRESS URGENT CARE-NESHANNOCK TWP		4	1	20%	5
URGENT CARE OF ERWIN		5			5
WAKEMED		1	4	80%	5
WHITE WILSON MEDICAL CENTER - FWB		1	4	80%	5
UPMC HEALTH SYSTEM		4	1	20%	5
PENSACOLA PEDIATRICS PA - TIGER POINT			5	100%	5
FINLAY		1	4	80%	5
RIVERVIEW ALF OPERATOR LLC			5	100%	5
COOPER HOSPITAL/UNIVERSITY MEDICAL		5			5
GUTHRIE MEDICAL GROUP LABORATORIES		5			5
FLORIDA DEPARTMENT OF HEALTH IN SARASOTA COUNTY		5			5
URGENT TEAM - HUNTSVILLE		4	1	20%	5
BEACH HOUSE		5			5
WHEELER LABORATORY		4	1	20%	5
DICKSON MEDICAL ASSOCIATES PC PATH LAB		4	1	20%	5
MINUTECLINIC #2860		3	2	40%	5
SOUTHERN OCEAN MEDICAL CENTER		5			5
MINUTE CLINIC DIAGNOSTIC OF MICHIGAN PC		5			5
ANYLABTEST NOW			5	100%	5
MINUTECLINIC DIAG OF IND LLC #8651		3	1	25%	4
CVS HEALTH MINUTE CLINIC		1	3	75%	4
TMH FSU RAPID LABORATORY		2	2	50%	4
SANDGATE GARDENS REHAB & NURSING CENTER		3	1	25%	4
LIFE CARE HOME HEALTH SERVICES LLC		1	3	75%	4
TRIDENT BIOMETRICS		3	1	25%	4
ALVARO J DANGOND MD PA		4			4
Sunrise Health and Rehabilitation Center			4	100%	4
NOVADX		2	2	50%	4
MEDEXPRESS URGENT CARE HUNTINGTON		4			4
GEORGE E WEEMS MEMORIAL HOSPITAL LAB		3	1	25%	4
LEON MEDICAL CENTERS, LLC			4	100%	4
PILGRIM PHARMACY INC		4			4
PRIMECARE		2	2	50%	4
GRAND AVE PHARMACY			4	100%	4
ST. MARY'S HOSPITAL			4	100%	4
MINUTE CLINIC OF KANSAS PA		1	3	75%	4
DIAGNOSTECHS		4			4
WESLEY CHAPEL INTERNAL MEDICINE AND PEDIATRICS			4	100%	4
FAMILY MEDICINE AT WATERMAN		4			4
SUNRISE SENIOR LIVING OF JACKSONVILLE			4	100%	4

COVID-19: testing by laboratory

Data through Feb 4, 2021 verified as of Feb 5, 2021 at 09:25 AM

Data in this report are provisional and subject to change.

The numbers in the table below represent the number of Florida and non-Florida residents for whom test results were received by the Department of Health. A person can be tested by more than one laboratory and can have both positive and negative results. **Therefore, the sum of the numbers in each column will be larger than the total number of people tested.**

Reporting lab	Inconclusive	Negative	Positive	Percent positive	Total
COMPASSION PEDIATRICS			4	100%	4
CARENOW URGENT CARE-HERMITAGE			4	100%	4
FLORIDA HEALTHCARE OF ORLANDO			4	100%	4
CELAL GUROL ERBAY, MD			4	100%	4
URGENT CARE - OCONEE		2	2	50%	4
State Lab Unspecifd			4	100%	4
MEDEXPRESS - NEW CASTLE, DUPONT HWY		4			4
ABSOLUTE HEALTH		4			4
NU WAVE MEDICAL CENTER			4	100%	4
PM PEDIATRICS OF SELDEN PLLC		4			4
LATCHER LABORATORY OF A O FOX MEMORIAL		2	2	50%	4
LIFELINK TISSUE BANK D/B/A LIFELINK TISSUE BANK		4			4
SunTerrace Health Care Center		3	1	25%	4
MINUTECLINIC, DIAGNOSTIC OF TEXAS, LL		4			4
MEASE CONTINUING CARE		2	2	50%	4
USCG SECTOR ST PETE		1	3	75%	4
DISCOVERY VILLAGE AT STUART		1	3	75%	4
JOHN T MACKAY MD			4	100%	4
BIG BEND HOSPICE INC		4			4
MARION AND BERNARD L SAMSON NURSING CENTER			4	100%	4
MINUTECLINIC, LLC #4682		2	2	50%	4
CALIFORNIA DEPARTMENT OF PUBLIC HEALTH			4	100%	4
PEACEHEALTH LABORATORIES		3	1	25%	4
FLORIDA HEART AND VASCULAR			4	100%	4
BOONE DRUG & HEALTHCARE AT DEERFIELD			4	100%	4
ARCPPOINT LABS OF FORT LAUDERDALE, FL CENTRAL		1	3	75%	4
VITRO MOLECULAR LABORATORIES			4	100%	4
LAFAYETTE NURSING AND REHAB			4	100%	4
MINUTECLINIC DIAGNOSTIC OF VIRGINIA, LLC #1656		4			4
QUALITY MEDICAL CARE			4	100%	4
FRESENIUS KIDNEY CARE SOUTH ORLANDO			4	100%	4
MEDEXPRESS URGENT CARE - WEIRTON		4			4
MEDEXPRESS URGENT CARE - MBURG COMMONS		4			4
STEUBEN COUNTY PUBLIC HEALTH		4			4
DEPARTMENT OF HEALTH/ NEW YORK			4	100%	4
FISHERMEN'S HOSPITAL			4	100%	4
MEDEXPRESS URGENT CARE, FAIRMONT		4			4
BARTON MEMORIAL HOSPITAL		3	1	25%	4
REHABILITATION CENTER OF WINTER PARK,THE			4	100%	4
HOME DOCS		2	2	50%	4
CORIZON HEALTH INC			4	100%	4
SYNEXUS CLINICAL RESEARCH US INC		2	2	50%	4
SONIC REFERENCE LABORATORY			4	100%	4
LAKE FOREST PARK OP CO LLC		4			4
MEDEXPRESS URGENT CARE - BLUEFIELD		3	1	25%	4
MONROE COUNTY DEPT OF PUBLIC HEALTH ST		4			4

COVID-19: testing by laboratory

Data through Feb 4, 2021 verified as of Feb 5, 2021 at 09:25 AM

Data in this report are provisional and subject to change.

The numbers in the table below represent the number of Florida and non-Florida residents for whom test results were received by the Department of Health. A person can be tested by more than one laboratory and can have both positive and negative results. **Therefore, the sum of the numbers in each column will be larger than the total number of people tested.**

Reporting lab	Inconclusive	Negative	Positive	Percent positive	Total
EPI			4	100%	4
Crowne Health Care of Montgomery		4			4
CELERION			4	100%	4
Millennium Nursing & Rehab Center		4			4
CAREATC, INC.			4	100%	4
PELICAN LANDING		1	3	75%	4
UNC HOSPITAL/MCLENDON CLINICAL LABORATORIES			4	100%	4
THE RETREAT AT PORT ORANGE			4	100%	4
NAVAL MEDICAL CENTER SAN DIEGO			4	100%	4
WYOMING PUBLIC HEALTH LAB			4	100%	4
MEDEXPRESS URGENT CARE - SOUTH PARKERSBURG		4			4
BELLIN HEALTH LAB		1	3	75%	4
MAILBOX DIAGNOSTICS		2	2	50%	4
MINUTECLINIC, LLC #1492		4			4
Oakwood - North Baldwins Center for Living		4			4
TERENCE B MITCHELL MD, INC			4	100%	4
MINUTECLINIC DIAGNOSTIC OF OHIO #7790		2	2	50%	4
KEY WEST URGENT CARE, INC		3	1	25%	4
CAPE COD HOSPITAL			4	100%	4
MEDICAL PAVILION CLINIC			4	100%	4
CVS IN6654POCT INDIANAPOLIS		3	1	25%	4
MINUTE CLINIC INCORPORTE		4			4
MINUTECLINIC, LLC, DBA MINUTECLINIC #6		4			4
NEMOURS CHILDREN'S CLINIC			4	100%	4
MINUTECLINIC DIAGNOSTIC OF RHODE ISLAN		4			4
REDMED OF CROSSTOWN		1	3	75%	4
Park Ridge Nursing Center		3	1	25%	4
AMERICAN SCIENTIFIC LABORATORIES LLC			4	100%	4
ADVANCED PEDIATRICS OF BOCA LLC			4	100%	4
SIGNATURE CARE MONTROSE		2	2	50%	4
THE DOCTORS CENTER HEALTHCARE-SOUTHSIDE		1	3	75%	4
NEULIFE NEUROLOGICAL SERVICES LLC			4	100%	4
REFUGE A HEALING PLACE, THE			4	100%	4
NOT GIVEN		1	3	75%	4
GENEVA GENERAL HOSPITAL LABORATORY		3	1	25%	4
ACCENT PHYSICIAN SPECIALISTS PA		4			4
CVS MINUTE CLINIC, LLC #22		3	1	25%	4
MEDEXPRESS URGENT CARE LAVALE		4			4
CELEBRATION PEDIATRICS			4	100%	4
BIOTEST PLASMA CENTER		4			4
DEVEREUX FLORIDA CHILDRENS CENTER			4	100%	4
INTRACOASTAL LABS INC		4			4
SANFORD SOUTH UNIVERSITY		4			4
SCIENCE CARE			4	100%	4
BENEVA LAKES HEALTHCARE & REHAB CENTER			4	100%	4
MINUTECLINIC DIAGNOSTIC OF VIRGINIA		4			4

COVID-19: testing by laboratory

Data through Feb 4, 2021 verified as of Feb 5, 2021 at 09:25 AM

Data in this report are provisional and subject to change.

The numbers in the table below represent the number of Florida and non-Florida residents for whom test results were received by the Department of Health. A person can be tested by more than one laboratory and can have both positive and negative results. **Therefore, the sum of the numbers in each column will be larger than the total number of people tested.**

Reporting lab	Inconclusive	Negative	Positive	Percent positive	Total
EXPRESS TESTING-ONE			4	100%	4
MINUTECLINIC, LLC #1796		3	1	25%	4
ADVENT HEALTH - TUSKAWILLA		4			4
MASSASHUSETTS STATE LAB INSTITUTE		1	3	75%	4
CVS NJ836POCT RUNNEMEDE		4			4
MINUTECLINIC DIAGNOSTIC OF MAINE, LLC		2	2	50%	4
HARBOUR ISLAND PEDIATRICS LLC			4	100%	4
TARPON SPRINGS PEDIATRICS, LLC			4	100%	4
PALM BEACH CANCER INSTITUTE			4	100%	4
PHYSICIANS IMMEDIATE CARE ELGIN			4	100%	4
CVS OH2342POCT WEST CHESTER		3	1	25%	4
MARSHFIELD LABORATORIES			4	100%	4
COMPUNET CLINICAL LAB			4	100%	4
INTEGRATED FAMILY MEDICAL CENTER			4	100%	4
MINUTECLINIC, LLC #1470		4			4
PRL NYC PANDEMIC RESPONSE LAB			4	100%	4
THE PALMS PHARMACY, INC		4			4
GENUS DIAGNOSTICS			4	100%	4
AURORA BAYCARE UROLOGY			4	100%	4
DISCOVERY VILLAGE AT DEERWOOD			4	100%	4
ADVENTHEALTH MEDICAL GROUP PEDIATRIC & ADOLESCENT		3	1	25%	4
AIREVAC INTERNATIONAL		4			4
FAMILY TREE DNA			4	100%	4
CARE ONE PRIMARY CARE			4	100%	4
MEMORIAL HEALTHCARE SYSTEM		1	3	75%	4
SUMTER COUNTY HEALTH DEPARTMENT			4	100%	4
CVS MA2172POCT NORTH GRAFTON		4			4
CLINICAL LABORATORIES OF THE BUFFALO		3	1	25%	4
NYU WINTHROP HOSPITAL PATHOLOGY		4			4
THONOTOSASSA COMMUNITY HEALTH CENTER		1	3	75%	4
HEALTHY MINORS PEDIATRIC URGENT CARE		4			4
COMPASSION PEDIATRIC URGENT CARE LLC			4	100%	4
FLORIDA HOSPITAL ALTAMONTE		2	2	50%	4
Casa Mora Rehabilitation & Extended Care		4			4
MEDEXPRESS URGENT CARE - PRINCETON		4			4
POWERS PEDIATRICS			4	100%	4
MC DIAGNOSTIC OF CONNECTICUT, PC #1043		4			4
BAPTIST HEALTH MEDICAL CENTER			4	100%	4
MEDEXPRESS URGENT CARE - MOUNTAIN HOME		3	1	25%	4
FLORIDA HEALTH CARE PLANS STIRLING CENTER			4	100%	4
MEDEXPRESS URGENT CARE PLEASANT HILLS		3	1	25%	4
L3HARRIS FAMILY MEDICAL CENTER			4	100%	4
VIDANT MEDICAL CENTER			4	100%	4
THE OASIS ALF		4			4
MINUTECLINIC DIAGNOSTIC MED GRP OF CA		3	1	25%	4
MEMORIAL HEALTH CARE SYSTEMS			4	100%	4

COVID-19: testing by laboratory

Data through Feb 4, 2021 verified as of Feb 5, 2021 at 09:25 AM

Data in this report are provisional and subject to change.

The numbers in the table below represent the number of Florida and non-Florida residents for whom test results were received by the Department of Health. A person can be tested by more than one laboratory and can have both positive and negative results. **Therefore, the sum of the numbers in each column will be larger than the total number of people tested.**

Reporting lab	Inconclusive	Negative	Positive	Percent positive	Total
MEDEXPRESS - NEWARK		4			4
MEDEXPRESS - COLLINSVILLE BELT LINE		3	1	25%	4
CVS NC4165POCT BREVARD		2	2	50%	4
FHCP - ORMOND BEACH			4	100%	4
OCHSNER MEDICAL CENTER			4	100%	4
PHYSICIANS IMMEDIATE CARE AURORA			4	100%	4
MIZELL MEMORIAL HOSPITAL			4	100%	4
MCKENZIE-WILLAMETTE MEDICAL CENTER LAB		4			4
FIFTH AVENUE PEDIATRICS		3	1	25%	4
MEDEXPRESS URGENT CARE - TEAYS VALLEY		3	1	25%	4
AHC Decatur County		4			4
DIAGNOSTIC & MEDICAL SPECIALISTS OF GREENWICH		2	2	50%	4
CVS OH2543POCT CANFIELD		4			4
DES PLAINES CLINICAL LAB		2	2	50%	4
CVS PA8979POCT HARRISBURG		4			4
MINUTECLINIC DIAG OF IND, LLC #10190		4			4
FCHC (OB)-DARWIN SQUARE CTR.			4	100%	4
CARENOW URGENT CARE - CENTRAL AUSTIN		1	3	75%	4
EXPRESS TEST			4	100%	4
COURTYARD GARDENS OF BOYNTON BEACH, LLC		1	3	75%	4
HEALTHCARE NETWORK OF SOUTHWEST FLORIDA			4	100%	4
CVS TX7821POCT LEAGUE CITY		4			4
CHILDREN'S MEDICAL GROUP		4			4
CAPITAL HEALTH LABORATORY INC			4	100%	4
DEPARTMENT OF HEALTH AND HUMAN SERVICES STATE OF NEW HAMPSHIRE			4	100%	4
West Gate Village, LLC		4			4
MINUTE CLINIC DIAGNOSTIC OF PENNSYLVANIA		4			4
SUMMERGATE PHARMACY		3	1	25%	4
CAREWELL 202			4	100%	4
MEDEXPRESS URGENT CARE - FREDERICK		4			4
THE LITTLE CLINIC			4	100%	4
LEMOYNE COLLEGE WELLNESS CENTER FOR		4			4
Grace Rehabilitation of Vero Beach		4			4
MC DIAGNOSTIC OF CONNECTICUT, PC # 257		3	1	25%	4
Westminster Manor		3	1	25%	4
AHC of Mckenzie		4			4
SARASOTA MEDICAL CENTER			4	100%	4
PANCARE HEALTH YOUNGSTOWN			4	100%	4
SV DIAGNOSTIC LAB			4	100%	4
MONTANA DEPARTMENT OF PUBLIC HEALTH & HUMAN SERVICES			4	100%	4
SOUTHWESTERN REGIONAL MEDICAL CENTER - TULSA		4			4
MERCY URGENT CARE			4	100%	4
MD NOW URGENT CARE - DELRAY WEST			4	100%	4
COVENIENT CARE MEDICAL CLINIC			4	100%	4
MINUTE CLINIC DIAGNOSTIC OF TEXAS, LLC		4			4
ELITE MEDICAL CENTER			4	100%	4

COVID-19: testing by laboratory

Data through Feb 4, 2021 verified as of Feb 5, 2021 at 09:25 AM

Data in this report are provisional and subject to change.

The numbers in the table below represent the number of Florida and non-Florida residents for whom test results were received by the Department of Health. A person can be tested by more than one laboratory and can have both positive and negative results. **Therefore, the sum of the numbers in each column will be larger than the total number of people tested.**

Reporting lab	Inconclusive	Negative	Positive	Percent positive	Total
PHYSICIANS QUALITY CARE			4	100%	4
ACCESS RECOVERY SOLUTIONS LLC			4	100%	4
Signature Healthcare of Savannah		4			4
MINUTECLINIC DIANOSTIC OF VIRGINA, LL		3	1	25%	4
KENTUCKY CABINET FOR HEALTH AND FAMILY SERVICES			4	100%	4
OVIEDO CHILDRENS HEALTH CENTER LLC		1	3	75%	4
SEBRING PEDIATRICS LLC			4	100%	4
MINUTECLINIC DIAGNOSTIC OF TN PC #6363		4			4
MEDEXPRESS URGENT CARE - LOGAN		4			4
ST ANTHONYS PRIMARY CARE LLC/JACKSON STREET			4	100%	4
ADVENTHEALTH NEW SMYRNA BEACH COMMUNITY HEALTH			4	100%	4
IMIC INC RESEARCH			4	100%	4
SOMA MEDICAL CENTER PA			4	100%	4
HAMPTON ALF AT 24TH ROAD LLC			4	100%	4
GENTLE HANDS MOBILE PHLEBOTOMY			4	100%	4
ENCOMPASS HOME HEALTH		4			4
Advanced Care Center			4	100%	4
SJH			4	100%	4
CARENOW URGENT CARE - WINTER SPRINGS		3	1	25%	4
MEDEXPRESS URGENT CARE - TULSA, S YALE AVE		4			4
MAXCARE CLINIC			4	100%	4
MD ANDERSON			4	100%	4
MEDICINE SHOPPE #1306 THE		3	1	25%	4
TRUE HEALTH- HOFFNER		3	1	25%	4
CRESTAR LABS		2	2	50%	4
COMPREHENSIVE CLINICAL RESEARCH, LLC			4	100%	4
UNIVERSITY OF MIAMI MILLER SCHOOL			4	100%	4
MEDEXPRESS URGENT CARE - FORT WORTH S		3	1	25%	4
MEDICAL CENTER ENTERPRISE			4	100%	4
CAYUGA COUNTY HEALTH DEPARTMENT		3	1	25%	4
CENTERPLACE HEALTH, INC			4	100%	4
SOMA MEDICAL CENTER PA #4			4	100%	4
PEDIATRICS IN BREVARD-COCOA BEACH		2	2	50%	4
MINUTE CLINIC DIAGNOSTIC MED GRP		3	1	25%	4
MINUTECLINIC DIAGNOSTIC OF WISCONSIN, LLC		4			4
MEDEXPRESS URGENT CARE - SUMMERSVILLE, WEBSTER RD		4			4
Heartland of Boynton Beach			4	100%	4
HARLEM HOSPITAL CENTER		3	1	25%	4
MEDEXPRESS URGENT CARE - MARKHAM STREE		3	1	25%	4
MIAMI COMMUNITY HEALTH CENTER INC		1	3	75%	4
UNIVERSITY OF WASHINGTON MEDICAL CENTER (UWMC) EMERGENCY DEPT.			4	100%	4
COMMUNITY HEALTH CENTER OF WEST PALM BEACH			4	100%	4
RELIANT ACUTE CARE			4	100%	4
SOUTHEASTERN REGIONAL MEDICAL CENTER			4	100%	4
MEDEXPRESS URGENT CARE - YORK		1	3	75%	4
PANCARE HEALTH - ALTHA PUBLIC			4	100%	4

COVID-19: testing by laboratory

Data through Feb 4, 2021 verified as of Feb 5, 2021 at 09:25 AM

Data in this report are provisional and subject to change.

The numbers in the table below represent the number of Florida and non-Florida residents for whom test results were received by the Department of Health. A person can be tested by more than one laboratory and can have both positive and negative results. **Therefore, the sum of the numbers in each column will be larger than the total number of people tested.**

Reporting lab	Inconclusive	Negative	Positive	Percent positive	Total
FLORIDA MEDICAL ASSOCIATES LLC			4	100%	4
DYNACARE LABORATORIES			4	100%	4
OMNICARE PHARMACY OF TEXAS 1		4			4
CAPTAIN JAMES A. LOVELL FEDERAL HEALTHCARE CENTER			4	100%	4
BIRMINGHAM VAMC		1	3	75%	4
MEDEXPRESS URGENT CARE - KOKOMO		4			4
PLEASANTVILLE OF SEBASTIAN LLC			4	100%	4
GUTHRIE MEDICAL GROUP - CORNING		3	1	25%	4
WALGREENS #07034		4			4
ASCENDI HOME HEALTH AGENCY INC			4	100%	4
PARADIGM LABORATORIES			4	100%	4
ELITE CARE			4	100%	4
CONSULATE HEATH CARE AT WEST ALTAMONTE			4	100%	4
FLORENCE - HUNTSVILLE HOSPITAL URGENT CARE		3	1	25%	4
CALUSA HARBOUR			4	100%	4
GASTROENTEROLOGY ASSOC OF PENSACOLA, PA		2	2	50%	4
INTERMARKET FACILITY			4	100%	4
BETHPAGE EXTENDED HOURS CENTER		4			4
ST VINCENTS AMBULATORY CARE INC DBA		2	2	50%	4
VITAL CARE URGENT CARE			4	100%	4
ST BARNABAS HOSPITAL		4			4
IMMUNOGENOMICS LLC		1	3	75%	4
PERSONAL PHYSICIAN CARE PA			4	100%	4
DIAMOND SPEEDWAY DIALYSIS		1	3	75%	4
MINUTECLINIC DIAGNOSTIC OF VIRGINIA, LLC #255		4			4
MINUTECLINIC DIAGNOSTIC OF SC, LLC #7		2	2	50%	4
PPD - IXLAYER		3	1	25%	4
Health Care Center of Jacksonville			4	100%	4
DERMATOLOGY SPECIALISTS OF FL - DR. JON WARD			4	100%	4
WILLIAM A HINTON STATE LABORATORY INSTITUTE		1	3	75%	4
SHARP MEMORIAL HOSPITAL MICROBIOLOGY DEPT			4	100%	4
COMMUNITY PHYSICIANS OF NORTH PORT PA			4	100%	4
DTR LABS		3	1	25%	4
FLORIDA PRIMARY & SPECIALTY CARE		4			4
PDL PHARMACY CORP			4	100%	4
FAMILY HEALTH CENTER AT PORT ST JOHN		1	3	75%	4
ARKANSAS DEPARTMENT OF HEALTH			4	100%	4
BAYLOR ESOTERIC AND MOLECULAR LAB			4	100%	4
AFFINITY URGENT CARE			4	100%	4
DEPARTMENT OF PATHOLOGY ROME MEMORIAL		3	1	25%	4
PRINCETON BMC LABORATORY		4			4
JS HEALTHCARE INC		4			4
DEPARTMENT OF HEALTH AND HUMAN SERVICES		2	2	50%	4
MINUTECLINIC DIAGNOSTIC OF TN PC #643		2	2	50%	4
PANCARE HEALTH - PONCE DE LEON			4	100%	4
FLORIDA CANCER SPECIALISTS AND RESEARCH		2	2	50%	4

COVID-19: testing by laboratory

Data through Feb 4, 2021 verified as of Feb 5, 2021 at 09:25 AM

Data in this report are provisional and subject to change.

The numbers in the table below represent the number of Florida and non-Florida residents for whom test results were received by the Department of Health. A person can be tested by more than one laboratory and can have both positive and negative results. **Therefore, the sum of the numbers in each column will be larger than the total number of people tested.**

Reporting lab	Inconclusive	Negative	Positive	Percent positive	Total
UNION CITY MANOR NURSING CENTER		4			4
OKLAHOMA STATE UNIVERSITY DIAGNOSTIC LAB			4	100%	4
ST CHARLES BEND LABORATORY		3	1	25%	4
BOND & STEELE CLINIC PA D/B/A BOND CLINIC PA		4			4
SIGNATURE CARE EMERGENCY CENTER		2	2	50%	4
MINUTECLINIC DIAG OF IND, LLC #2387		4			4
Westside Terrace		3			3
MINUTECLINIC DIAG OF IND LLC #6840		3			3
ROAN DRUG COMPANY LLC		3			3
Lenox on the Lake			3	100%	3
MINUTECLINIC DIAGNOSTIC OF TN, PC 6304		2	1	33%	3
BROOKDALE SENIOR LIVING			3	100%	3
CUMBERLAND MEDICAL CENTER INC		3			3
URGENT CARE OF THE SMOKIES			3	100%	3
FHPG FAMILY MEDICAL CENTER OF TAMPA BAY		1	2	67%	3
SHANDS AT LAKE SHORE LAB		1	2	67%	3
Metro West Nursing and Rehab			3	100%	3
CVS OH6123POCT CINCINNATI		2	1	33%	3
MINUTE CLINIC DIAG OF IND LLC #8674		3			3
Gulfport Rehabilitation Center			3	100%	3
TMH PHYSICIAN PARTNERS BLOUNTSTOWN			3	100%	3
Fort Gaines Health and Rehab		3			3
BARONESS ERLANGER HOSPITAL		3			3
SINAI PLAZA NURSING AND REHAB CENTER			3	100%	3
MINUTE CLINIC, LLC #4650		3			3
MED FUSION			3	100%	3
STONE CLINICAL LABORATORIES OF FL LLC		3			3
MICHIGAN HEALTH CLINIC LABORATORIES		2	1	33%	3
NORTH NAPLES HOSPITAL RESPIRATORY THERAPY DEPARTMENT			3	100%	3
VELOCITY CARE			3	100%	3
VIRGINIA DIVISION OF CONSOLIDATED LABORATORIES			3	100%	3
COASTAL LABORATORIES OF FLORIDA			3	100%	3
24TH WEAPONS OF MASS DESTRUCTION - CIVIL SUPPORT		3			3
MONTANA PUBLIC HEALTH LAB			3	100%	3
CVS SC3838POCT ANDERSON		3			3
PROPATH			3	100%	3
CVS NY491POCT JACKSON HEIGHTS		3			3
CVS IN6605POCT INDIANAPOLIS		2	1	33%	3
TAMPA		1	2	67%	3
EMERALD COAST CENTER			3	100%	3
HOUSTON METHODIST HOSPITAL			3	100%	3
SENTARA NORFOLK GENERAL HOSPITAL CENTRAL LAB			3	100%	3
CAREWELL URGENT CARE			3	100%	3
HIALEAH SHORES NURSING AND		2	1	33%	3
MEDFIRST URGENT CARE			3	100%	3
PRISMA HEALTH MIDLANDS			3	100%	3

COVID-19: testing by laboratory

Data through Feb 4, 2021 verified as of Feb 5, 2021 at 09:25 AM

Data in this report are provisional and subject to change.

The numbers in the table below represent the number of Florida and non-Florida residents for whom test results were received by the Department of Health. A person can be tested by more than one laboratory and can have both positive and negative results. **Therefore, the sum of the numbers in each column will be larger than the total number of people tested.**

Reporting lab	Inconclusive	Negative	Positive	Percent positive	Total
Rosedale Green		3			3
NORTHWEST FLORIDA CLINICAL LAB		1	2	67%	3
MONROE COUNTY FIRE RESCUE		3			3
UNIVERSITY OF MICHIGAN		2	1	33%	3
CVS OH3476POCT TIPP CITY		3			3
MINUTECLINIC LLC #5176			3	100%	3
GYN PATH SERVICES			3	100%	3
AVANTE INVERNESS		1	2	67%	3
KISSIMMEE URGENT CARE		3			3
FLORIDA DEPARTMENT OF HEALTH SEMINOLE COUNTY		1	2	67%	3
ALLIANCE LABS @LRMC			3	100%	3
Kroger 627 - The Little Clinic Castleberry		2	1	33%	3
HELIX LW UC		1	2	67%	3
LINCOLN MEDICAL CENTER		3			3
Bethany Health and Rehab		3			3
US SPECIALTY LABS			3	100%	3
APEX CLINICAL LABORATORIES INC		3			3
CGH MEDICAL CENTER			3	100%	3
HEALTHQUEST, INC		2	1	33%	3
BROOKDALE OAKBRIDGE		1	2	67%	3
MAINE DEPARTMENT OF HEALTH AND HUMAN SERVICES			3	100%	3
TERRACE OF ST CLOUD, THE		2	1	33%	3
ADRIANA M CASTRO MD PA		3			3
EDWARD S BENNETT MD PLLC		3			3
BETTERMED URGENT CARE			3	100%	3
CVS MINUTE CLINIC DIAGNOSTIC MED GRP OF CAL		3			3
CAMPAZZI CONCIERGE MEDICAL SERVICES		2	1	33%	3
LAURELLWOOD NURSING CENTER		1	2	67%	3
Village on the Green			3	100%	3
TRANSPLANT GENOMICS INC (EUROFINS)		3			3
CELEBRATION PRIMARY CARE ASSOCIATES LLC		3			3
ST. PETERSBURG PEDIATRICS- 38TH AVENUE			3	100%	3
CARESPOT-WELLINGTON			3	100%	3
THE OASIS BEACHSIDE		3			3
BNC Medical Investors, LLC Berrien Nursing & Rehabilitation Center		3			3
SCIENTIFIC LABORATORY DIVISION			3	100%	3
FAMILY TREE MEDICAL GROUP PA		2	1	33%	3
SEMINOLE FAMILY HEALTH CENTER		3			3
SMOKY MOUNTAIN URGENT CARE AND FAMILY MEDICINE CENTER			3	100%	3
NYC PUBLIC HEALTH LABS			3	100%	3
Kroger 635 - The Little Clinic Dacula		3			3
SOUTH COUNTY MENTAL HEALTH CENTER INC			3	100%	3
EMORY BENNETT VETERANS NURSING HOME		3			3
MEDICAL UNIVERSITY SC HOSPITAL			3	100%	3
BOLING, STEPHANIE		3			3
BETH ISRAEL MEDICAL CENTER LABS		3			3

COVID-19: testing by laboratory

Data through Feb 4, 2021 verified as of Feb 5, 2021 at 09:25 AM

Data in this report are provisional and subject to change.

The numbers in the table below represent the number of Florida and non-Florida residents for whom test results were received by the Department of Health. A person can be tested by more than one laboratory and can have both positive and negative results. **Therefore, the sum of the numbers in each column will be larger than the total number of people tested.**

Reporting lab	Inconclusive	Negative	Positive	Percent positive	Total
CVS MN6811POCT PLYMOUTH		3			3
THOMAS LANGLEY			3	100%	3
MAYO		1	2	67%	3
LIZS ADULT CARE		3			3
REGIONAL MEDICAL LAB			3	100%	3
REELFOOT FAMILY WALK IN CLINIC		2	1	33%	3
COMMUNICABLE DISEASE CONTROL/PUBLIC HEALTH EMERGENCY PREPAREDNESS			3	100%	3
MINUTECLINIC DIAGNOSTIC OF NORTH CAROLINA PC #7054		3			3
FOX FAMILY PRACTICE		3			3
HARBOUR'S EDGE		2	1	33%	3
MEDEXPRESS URGENT CARE - WICHITA, S SENECA ST		1	2	67%	3
Baptist Village Retirement Communities		3			3
NORTH DAKOTA DEPT OF HEALTH MICROBIOLOGY		1	2	67%	3
TRUE HEALTH - LAKE UNDERHILL		3			3
ADVANCED URGENT CARE CENTER OF THE UPPER KEYS		1	2	67%	3
Life Care Center of Citrus County		2	1	33%	3
FAMILY MEDICINE AT WINTER PARK			3	100%	3
MEDICAL CENTER OF THE ROCKIES			3	100%	3
OHIO CVS STORES		3			3
ROANE MEDICAL CENTER		2	1	33%	3
Mill Valley Care Center		3			3
SANFORD MOBILE LAB			3	100%	3
FAMILY MEDICAL CLINIC HOMESTEAD, LLC			3	100%	3
Greystone Health Care Center		3			3
CORTLAND REGIONAL MEDICAL CENTER		3			3
LITTLE SPURS PEDIATRIC URGENT CARE		1	2	67%	3
THE PATHOLOGY LABORATORY		1	2	67%	3
ORCHID COVE DAYTONA			3	100%	3
CONSOLIDATED LABORATORY SERVICES			3	100%	3
CVS SC7396POCT NORTH MYRTLE BEACH		3			3
ManorCare Rehabilitation Center- Decatur		3			3
BROOME COUNTY HEALTH DEPARTMENT		2	1	33%	3
NEMOURS CHILDRENS PRIMARY CARE MAITLAND			3	100%	3
MINUTECLINIC DIAGNOSTIC OF WISCONSIN,		3			3
ADVANCED URGENT CARE LLC		1	2	67%	3
DOC PAM PA		2	1	33%	3
ST LUKES HOSPITAL LABORATORY		2	1	33%	3
NORTH CAROLINA DEPT OF HEALTH & HUMAN SRVCS STATE LAB OF PUBLIC HEALTH			3	100%	3
FRESENIUS MEDICAL CARE			3	100%	3
MEDIC INFUSION PA		3			3
ADVANCED MEDICAL RESEARCH CENTER LLC			3	100%	3
MINUTECLINIC DIAGNOSTIC OF TN PC #240		3			3
STUYVESANT URGENT CARE		3			3
Contrastate Medical Center		2	1	33%	3
MARION COUNTY FIRE RESCUE		3			3
INTERNAL MEDICINE AND WOUND CARE SPECIALIST LLC		3			3

COVID-19: testing by laboratory

Data through Feb 4, 2021 verified as of Feb 5, 2021 at 09:25 AM

Data in this report are provisional and subject to change.

The numbers in the table below represent the number of Florida and non-Florida residents for whom test results were received by the Department of Health. A person can be tested by more than one laboratory and can have both positive and negative results. **Therefore, the sum of the numbers in each column will be larger than the total number of people tested.**

Reporting lab	Inconclusive	Negative	Positive	Percent positive	Total
CELEBRATION PEDIATRICS PA			3	100%	3
SARASOTA PERSONAL MEDICINE		2	1	33%	3
Cleveland Clinic Weston			3	100%	3
STEAMBOAT EMERGENCY CENTER			3	100%	3
MORGAN STANLEY HEALTH CENTER		3			3
SAVANNAH COVE		3			3
ALLIANCE FOR MULTISPECIALTY RESEARCH		3			3
PREMIER FAMILY AND SPORTS MEDICINE		2	1	33%	3
Magnolia Health and Rehab Center			3	100%	3
MINUTECLINIC, LLC #1431		2	1	33%	3
ADVANCED PEDIATRICS			3	100%	3
WAL-MART STORES EAST LP		2	1	33%	3
CVS GA2236POCT WOODSTOCK		3			3
SURETOX LABORATORY LLC		2	1	33%	3
PROHEALTH PRIMARY CARE - GLEN OAKS		3			3
LEXINGTON MEDICAL CENTER		1	2	67%	3
MEDLAB INC		3			3
BRADENTON PHYSICIAN MEDICAL CENTER			3	100%	3
2412 LEBANON PIKE		2	1	33%	3
URGENT DOC - URGENT CARE CLINIC			3	100%	3
CROSSVILLE MEDICAL GROUP		1	2	67%	3
MEDEXPRESS URGENT CARE GREENSBURG		2	1	33%	3
ONSLow MEMORIAL HOSPITAL LABORATORY		3			3
Bainbridge Health and Rehab		3			3
CVS PA813POCT RICHBORO		3			3
SPARROW CENTRAL LAB			3	100%	3
CVS CA9113POCT CHULA VISTA		3			3
MID FLORIDA CLINICAL LABORATORY		2	1	33%	3
MEDEXPRESS-HOUSTON EAST FWY		1	2	67%	3
ASCENSION ST VINCENT'S MEDICAL CENTER		2	1	33%	3
FLORIDA DEPARTMENT OF HEALTH IN MIAMI DADE COUNTY		2	1	33%	3
HEARTLAND - CHARLESTON OF HANAHAN SC,		3			3
MEDEXPRESS URGENT CARE - RICHMOND, W BROAD ST		3			3
WEST TN HEALTH MED NORTH		3			3
CROWNE HEALTH CARE OF FORT PAYNE		2	1	33%	3
TUFTS MEDICAL CENTER			3	100%	3
SOFTCELL L-FORM LABORATORIES, LLC			3	100%	3
OPTUM OF RED ROAD		3			3
QUATRACOR PLLC		3			3
PATIENT FIRST - ALLENTOWN			3	100%	3
MEDEXPRESS URGENT CARE - WAXAHACHIE, N HIGHWAY 77		1	2	67%	3
Lakeview Village		3			3
RICHMOND CITY DEPARTMENT OF PUBLIC HEALTH			3	100%	3
GRAND VILLA OF BOYNTON BEACH		3			3
VA OUTPATIENT CLINIC-NEW PORT RICHEY			3	100%	3
ESTERO FIRE RESCUE		3			3

COVID-19: testing by laboratory

Data through Feb 4, 2021 verified as of Feb 5, 2021 at 09:25 AM

Data in this report are provisional and subject to change.

The numbers in the table below represent the number of Florida and non-Florida residents for whom test results were received by the Department of Health. A person can be tested by more than one laboratory and can have both positive and negative results. **Therefore, the sum of the numbers in each column will be larger than the total number of people tested.**

Reporting lab	Inconclusive	Negative	Positive	Percent positive	Total
MONTEFIORE MEDICAL CENTER LABS MONTEFIORE		2	1	33%	3
NORTHERN LIGHT LABORATORY		1	2	67%	3
ELITE PRIMARY CARE OF WAYCROSS			3	100%	3
SKIPPACK MEDICAL LAB			3	100%	3
CVS TN2179POCT MURFREESBORO		3			3
CENTRAL DUPAGE HOSPITAL			3	100%	3
LOYOLA UNIVERSITY MEDICAL CENTER LABORATORY			3	100%	3
CVS GA3766POCT DACULA		1	2	67%	3
IOWA DEPARTMENT OF PUBLIC HEALTH			3	100%	3
PROGRESS PHARMACY INC			3	100%	3
PINELLAS POINT NURSING AND REHAB			3	100%	3
PEDIATRICS BY THE SEA JOG RD OFFICE			3	100%	3
ERIE COUNTY PUBLIC HEALTH CLINICAL		3			3
BEEBE MEDICAL CENTER LABORATORY		3			3
CORTLAND COUNTY HEALTH DEPARTMENT		3			3
INSPIRA MEDICAL CENTER VINELAND LAB		2	1	33%	3
MEDEXPRESS URGENT CARE-SCOTT TOWNSHIP		3			3
OHIO HEALTH DOCTORS HOSPITAL			3	100%	3
PATHOLOGY REFERENCE LAB LLC			3	100%	3
OHIO DEPARTMENT OF HEALTH LABORATORY		2	1	33%	3
MINUTECLINIC #8760		3			3
LIFE CARE CENTER OF SKAGIT VALLEY		3			3
LIFEHOPE LABS			3	100%	3
MENORAH MANOR			3	100%	3
SISD EMPLOYEE HEALTH CLINIC			3	100%	3
GRAND VILLA OF PALM COAST		3			3
NORTHCREST MEDICAL CENTER		1	2	67%	3
CULLMAN REGIONAL MEDICAL CENTER		2	1	33%	3
CVS MA394POCT SEEKONK		3			3
UNITY HEALTH AND REHABILITATION CENTER			3	100%	3
CFP PHYSICIANS GROUP			3	100%	3
MEDEXPRESS URGENT CARE - WALDORF, CRAIN HWY		3			3
SUN TERRACE HEALTH CARE CENTER			3	100%	3
CVS NV9841POCT RENO		2	1	33%	3
INDUSTRY LAB DIAGNOSTIC PARTNERS			3	100%	3
PLAINVIEW PRIMARY CARE		3			3
MARYLAND STATE DEPT OF HEALTH	2		1	33%	3
DEACONESS HOSPITAL			3	100%	3
SCHIFF CENTER FOR LIVER DISEASES		1	2	67%	3
BNR PHARMACY INC		3			3
MEDEXPRESS URGENT CARE - HOLLINS		3			3
CENTRAL JERSEY URGENT CARE OF BROWN MI		3			3
MUNSON MEDICAL CENTER			3	100%	3
BRANDON REGIONAL EMERGENCY CTR			3	100%	3
WELLMED AT APOLLO BEACH BLVD		1	2	67%	3
SCRIPPS CLINIC MEDICAL			3	100%	3

COVID-19: testing by laboratory

Data through Feb 4, 2021 verified as of Feb 5, 2021 at 09:25 AM

Data in this report are provisional and subject to change.

The numbers in the table below represent the number of Florida and non-Florida residents for whom test results were received by the Department of Health. A person can be tested by more than one laboratory and can have both positive and negative results. **Therefore, the sum of the numbers in each column will be larger than the total number of people tested.**

Reporting lab	Inconclusive	Negative	Positive	Percent positive	Total
MINUTECLINIC DIAGNOSTIC OF PENNSYLVAN		2	1	33%	3
CVS IL8747POCT CHICAGO		3			3
ASPEN VALLEY HOSPITAL			3	100%	3
SUNDALE NURSING HOME		3			3
PUBLIC HEALTH TRUST OF MIAMI DADE COUNTY			3	100%	3
MINUTECLINIC DIAG OF IND LLC #1367		3			3
VILLAGES HEALTH, THE		3			3
HELIX MEDICAL CENTERS		1	2	67%	3
SPRING LAKE REHABILITATION CENTER			3	100%	3
GRAND VILLA OF LARGO		1	2	67%	3
MEDEXPRESS URGENT CARE SHADYSIDE		3			3
SUMNER REGIONAL MEDICAL CENTER		2	1	33%	3
MEDEXPRESS URGENT CARE-HERSHEY		2	1	33%	3
SOFTLAB			3	100%	3
MEDEXPRESS URGENT CARE - SOMERSET TOWNSHIP		3			3
ST MARYS MEDICAL CENTER			3	100%	3
OAKMONTE VILLAGE OF DAVIE			3	100%	3
ST. LUKE'S HOSPITAL - BETHLEHEM CAMPUS		1	2	67%	3
SSM HEALTH ST LOUIS MICROBIOLOGY LABORATORY		1	2	67%	3
LAHEY CLINIC MEDICAL CENTER			3	100%	3
EXETER HOSPITAL		3			3
WHITE EARTH IHS MAIN LAB		3			3
ST PETE DIRECT PRIMARY CARE		1	2	67%	3
MINUTECLINIC, LLC #5707		3			3
CVS NC6402POCT DAVIDSON		2	1	33%	3
STRINGFELLOW MEMORIAL HOSPITAL		3			3
CTRS			3	100%	3
GREATER MOBILE URGENT CARE - SPRINGHILL			3	100%	3
ALABAMA DEPT PUBLIC HEALTH			3	100%	3
HUNT CLUB MEDICAL CARE			3	100%	3
GAINESVILLE PEDIATRIC ASSOCIATES			3	100%	3
NOVANT HEALTH PRESBYTERIAN		2	1	33%	3
ACCESS HEALTH CARE		2	1	33%	3
ADVENT HEALTH - CENTRAL PASCO ER			3	100%	3
CVS PA1671POCT LANCASTER		3			3
NORTH SHORE HOSP. INFECTION CONTROL			3	100%	3
Broadview Multi-Care Center		3			3
THE CLINIC OF PEDIATRICS & GI MEDICINE, INC			3	100%	3
BRENTWOOD SENIOR LIVING AT ST PETE			3	100%	3
LOCH HAVEN PEDIATRICS			3	100%	3
ASSOCIATES IN MEDICINE		1	2	67%	3
ALLIANCE PEDIATRICS PA			3	100%	3
OPENTRONS PRL		2	1	33%	3
FLORIDA HOSPITAL LABORATORIES		3			3
WYOMING DEPT OF HEALTH			3	100%	3
TAYLOR MANOR		1	2	67%	3

COVID-19: testing by laboratory

Data through Feb 4, 2021 verified as of Feb 5, 2021 at 09:25 AM

Data in this report are provisional and subject to change.

The numbers in the table below represent the number of Florida and non-Florida residents for whom test results were received by the Department of Health. A person can be tested by more than one laboratory and can have both positive and negative results. **Therefore, the sum of the numbers in each column will be larger than the total number of people tested.**

Reporting lab	Inconclusive	Negative	Positive	Percent positive	Total
Rutgers Health Rwj University Hospital - Laboratory		2	1	33%	3
INDIANA STATE DEPARTMENT OF HEALTH LABORATORIES			3	100%	3
COOPER UNIVERSITY HOSPITAL LABORATORY		2	1	33%	3
BERGEN NEW BRIDGE M		3			3
COMMUNITY MEDICAL CENTER			3	100%	3
MINUTECLINIC DIAG OF IND, LLC #6910		3			3
FIRST CARE - MIDDLESBORO			3	100%	3
VIRTUA MEMORIAL HOSPITAL BURLINGTON COUNTY		1	2	67%	3
NORTH BROWARD HOSPITAL DISTRICT HEALTHCARE FOR THE HOMELESS			3	100%	3
MEDICAL SERVICES OF AMERICA HOME HEALTH		3			3
HEPATOLOGY DIAGNOSTIC LAB			3	100%	3
MEDFUSION		2	1	33%	3
HARBORCHASE OF VILLAGES CROSSING			3	100%	3
QUEST DIAGNOSTICS PSC			3	100%	3
NEMOURS CHILDRENS PRIMARY CARE HORIZON WEST			3	100%	3
PORT ORANGE NURSING & REHAB			3	100%	3
LIVINGSTON COUNTY DEPT OF HEALTH REPRO			3	100%	3
LOUISIANA DEPT. OF HEALTH AND HOSPITALS-INFECTIOUS DISEASE EPI SECTION			3	100%	3
DACH MAIN LAB			3	100%	3
FLAGLER FAMILY MEDICINE PA			3	100%	3
UNIVERSITY OF KANSAS MEDICAL CENTER			3	100%	3
MEDEXPRESS URGENT CARE - LITTLE ROCK		2	1	33%	3
BEECHTREE MOLECULAR LAB LLC			3	100%	3
MINUTE CLINIC LLC #0169		3			3
CVS TN7289POCT SIGNAL MOUNTAIN		3			3
YORK HOSPITAL - LABORATORY			3	100%	3
MEDEXPRESS URGENT CARE - NORTH LITTLE		2	1	33%	3
ESCO DRUG CO INC		3			3
CVS OH3080POCT HUBER HEIGHTS		3			3
GLADES COUNTY DETENTION CENTER			3	100%	3
MINUTECLINIC DIAGNOSTIC OF KENTUCKY		3			3
CARENOW-LEBANON		1	2	67%	3
MINUTECLINIC DIAG OF IND, LLC #6697		3			3
MEDEXPRESS URGENT CARE-CHIPPEWA		2	1	33%	3
COASTAL SKIN SURGERY AND DERMATOLOGY PL		3			3
JS HEALTHCARE		2	1	33%	3
UNIVERISTY OF MIAMI			3	100%	3
MINUTECLINIC DIAGNOSTIC OF OHIO #3407		3			3
HAVEN CUSTEAD CARE CENTER			3	100%	3
FLORIDA LABORATORY ANALYSIS, LLC			3	100%	3
IVY CREEK URGENT CARE OF ENTERPRISE			3	100%	3
MANORCARE NURSING & REHABILITATION CENTER-NAPLES		3			3
NC STATE LABORATORY OF PUBLIC HEALTH		3			3
MINUTECLINIC DIAGNOSTIC OF MICHIGAN, P		3			3
OPTUM PRIMARY CARE - SILVER LAKES			3	100%	3
MINUTECLINIC DIAGNOSTIC OF TEXAS LLC		2	1	33%	3

COVID-19: testing by laboratory

Data through Feb 4, 2021 verified as of Feb 5, 2021 at 09:25 AM

Data in this report are provisional and subject to change.

The numbers in the table below represent the number of Florida and non-Florida residents for whom test results were received by the Department of Health. A person can be tested by more than one laboratory and can have both positive and negative results. **Therefore, the sum of the numbers in each column will be larger than the total number of people tested.**

Reporting lab	Inconclusive	Negative	Positive	Percent positive	Total
MEDEXPRESS URGENT CARE, CHAMBERSBURG		2	1	33%	3
PARRISH MEDICAL CENTER-WAIVED TESTING		3			3
WALGREENS #07502		3			3
TMH PHYSICIAN PARTNERS SOUTHWOOD			3	100%	3
PROMPT CARE OF CENTRAL FLORIDA LLC			3	100%	3
AUSTIN PUBLIC HEALTH			3	100%	3
FHPG TAMPA PRIMARY CARE			3	100%	3
ORLANDO REGIONAL HEALTH SERVICES		1	2	67%	3
CVS GA2147POCT KENNESAW		2	1	33%	3
GARCIA MORALES NELSON			3	100%	3
MINUTECLINIC DIAGNOSTIC MED GRP OF SAN		3			3
MEDEXPRESS URGENT CARE, BELLE VERNON		3			3
EASTERN FLORIDA STATE COLLEGE - PALM BAY CAMPUS			3	100%	3
MEDEXPRESS URGENT CARE - WHEELING		2	1	33%	3
RAPID CITY RUGENT CARE			3	100%	3
ADVICE FOR OPTIMAL WELLNESS, INC			3	100%	3
Englewood Health and Rehab			3	100%	3
CCR OF NORTH CAROLINA, LLC		2	1	33%	3
PEDIATRICS AND ADOLESCENT MEDICINE		2	1	33%	3
DASCENA, INC			3	100%	3
PINELLAS PARK HEALTH CENTER - PINELLAS CHD		1	2	67%	3
WINDER NURSING INC DBA WINDER HEALTH CARE		3			3
VICAR'S LANDING NURSING HOME		2	1	33%	3
MED EXPRESS URGENT CARE PC - MARYLAND		2	1	33%	3
ADVENTHEALTH SEBRING- INFECTION CONTROL DEPARTMENT			3	100%	3
PALMS WEST HOSPITAL			3	100%	3
TIFTON CARECONNECT URGENT CARE			3	100%	3
FLORIDA GASTROENTEROLOGY ASSOCIATES PA		3			3
CVS RI1717POCT 1 CVS DR			3	100%	3
ALLIED PHYSICIANS GROUP PLLC		3			3
Kroger 124 - The Little Clinic University		3			3
ANN STORCK CENTER INC		3			3
PREMIER CLINICAL RESEARCH INSTITUTE INC			3	100%	3
HILLVIEW LABORATORY			3	100%	3
MINUTE CLINIC LLC # 2033		2	1	33%	3
FELICIDAD MEDICAL CENTER INC			3	100%	3
HARBORCHASE OF STUART			3	100%	3
WINTER PARK INTERNAL MEDICINE MD PA		2	1	33%	3
DOCTORS HOSPITAL RENAISSANCE			3	100%	3
MOULTRIE CREEK NURSING AND REHAB			3	100%	3
LEESBURG COMMUNITY HEALTH CENTERS			3	100%	3
COVID PROCESSING SITE			3	100%	3
COVANCE CLS			3	100%	3
RHEA MEDICAL CENTER		3			3
CARENOW-ATASCOCITA			3	100%	3
MEDEXPRESS URGENT CARE-CLOQUET		3			3

COVID-19: testing by laboratory

Data through Feb 4, 2021 verified as of Feb 5, 2021 at 09:25 AM

Data in this report are provisional and subject to change.

The numbers in the table below represent the number of Florida and non-Florida residents for whom test results were received by the Department of Health. A person can be tested by more than one laboratory and can have both positive and negative results. **Therefore, the sum of the numbers in each column will be larger than the total number of people tested.**

Reporting lab	Inconclusive	Negative	Positive	Percent positive	Total
FLORIDA HOSPITAL PHYSICIANS GROUP		1	2	67%	3
TIEHH BIOTERRORISM RESPONSE LAB			3	100%	3
MINUTECLINIC, LLC #05814		3			3
DELAWARE PUBLIC HEALTH LABORATORY		1	2	67%	3
MEDEXPRESS - WILMINGTON CONCORD PIKE		2	1	33%	3
Hunterdon Medical Center Laboratory		3			3
RIVER CITY MEDICAL ASSOCIATES INC			3	100%	3
FLORIDA MEDICAL CLINIC -INTERNAL MED DADE CITY			3	100%	3
HEART OF FLORIDA HEALTH CENTER INC			3	100%	3
ADVANCED HEART CARE OF SOUTH FLORIDA		3			3
NEWSTAR MEDICAL LABORATORIES		3			3
SIGNATURE CARE PFLUGERVILLE			3	100%	3
FLORIDA MENTOR-POINT WEST CLUSTER		3			3
GROVES CENTER			3	100%	3
LPG CONVENIENT CARE AT METRO		3			3
MEADOWS AT CYPRESS GARDENS, THE		3			3
NEBRASKA DEPARTMENT OF HEALTH AND HUMAN SERVICES			3	100%	3
CVS MINUTE CLINIC DIAGNOSTIC OF TEXAS		3			3
MEDEXPRESS URGENT CARE- FORT WORTH N T		3			3
Wynfield Park Health and Rehabilitation		3			3
CLEARWATER		2	1	33%	3
MEDEXPRESS URGENT CARE-PASADENA		3			3
COVENANT PEDIATRICS		1	2	67%	3
GONZALEZ MD AND ASWAD MD HEALTH SERVICES			3	100%	3
LEE CONVENIENT CARE AT SUMMERLIN			3	100%	3
STATCARE URGENT & WALK IN MEDICAL CARE		2	1	33%	3
CVS OH3393POCT AURORA		2	1	33%	3
MINUTECLINIC DIAG OF IND, LLC #6483		1	2	67%	3
CHURCH OF SCIENTOLOGY FLAG SERVICE ORGANIZATION		2	1	33%	3
ALOHA HOME CARE LLC DBA ACCENTCARE HOME HEALTH OF		3			3
ACL LABORATORIES INDUSTRIAL TOXICOLOGY			3	100%	3
MINUTE CLINIC DIAGNOSTIC OF TN PC #64		3			3
ADVENTHEALTH MEDICAL GROUP PEDIATRICS		1	2	67%	3
NEOGENOMICS LABORATORIES, INC		3			3
MEDEXPRESS URGENT CARE MARTINSBURG		2	1	33%	3
BAYCARE MEDICAL GROUP, INC		3			3
MOBIL LAB FOR ALL INC		3			3
GREENTREE MEDICAL CENTER			3	100%	3
CAN COMMUNITY HEALTH, INC		3			3
ADVENT HEALTH MEDICAL GROUP FAMILY MEDICINE			3	100%	3
LISTENING DOCTOR PLLC, THE			3	100%	3
LUVERNE HEALTH AND REHABILITATION		3			3
MEDEXPRESS URGENT CARE-ARLINGTON		2	1	33%	3
MEDEXPRESS URGENT CARE - WILKES BARRE		2	1	33%	3
SUMMIT MEDICAL GROUP - WEST ORANGE		3			3
BAPTIST OUTPATIENT SERVICES			3	100%	3

COVID-19: testing by laboratory

Data through Feb 4, 2021 verified as of Feb 5, 2021 at 09:25 AM

Data in this report are provisional and subject to change.

The numbers in the table below represent the number of Florida and non-Florida residents for whom test results were received by the Department of Health. A person can be tested by more than one laboratory and can have both positive and negative results. **Therefore, the sum of the numbers in each column will be larger than the total number of people tested.**

Reporting lab	Inconclusive	Negative	Positive	Percent positive	Total
CULLMAN REGIONAL URGENT CARE		2	1	33%	3
ORLANDO ORTHOPAEDIC OUTPATIENT SURGERY CENTER LLC			3	100%	3
BAPTIST PRIMARY CARE, INC.		2	1	33%	3
CURATIVE		1	2	67%	3
MINUTECLINIC, LLC #7139		3			3
YATES COUNTY PUBLIC HEALTH		3			3
TREASURE COAST PEDIATRICS PA			3	100%	3
MPG JACKSONVILLE ATLANTIC BLVD		1	2	67%	3
TARRANT COUNTY PUBLIC HEALTH		3			3
CAREWELL JW - WORCESTER LNC			2	100%	2
SPRINGFIELD HOSPITAL LABORATORY			2	100%	2
CVS NJ617POCT CEDAR GROVE		2			2
TALLAHASSEE MEMORIAL HEALTHCARE FAMILY MED RESIDENCY			2	100%	2
INSPIRIT SENIOR LIVING			2	100%	2
LEE MEMORIAL HOSPITAL BLOOD GAS LAB			2	100%	2
MADISON HOSPITAL LABORATORY			2	100%	2
PHYSICIANS LABORATORY SERVICES			2	100%	2
AFC PHYSICIANS OF FLORIDA, PA			2	100%	2
DMC UNIVERSITY LABORATORIES		1	1	50%	2
TMH EC NORTHEAST LABORATORY			2	100%	2
SPRINGS MEDICAL LAB		1	1	50%	2
STOP URGENT CARE			2	100%	2
Heartland Healthcare Center Boca Raton			2	100%	2
MANSFIELD MEDICAL LODGE			2	100%	2
ADVANCED MEDICAL CARE			2	100%	2
Kroger 739 - The Little Clinic La Grange Road		2			2
BELLIN HOSPITAL			2	100%	2
BAYFRONT FAMILY HEALTH CENTER			2	100%	2
LAWRENCE GENERAL HOSPITAL			2	100%	2
ACN PHYSICIANS GROUP CORP			2	100%	2
CVS MINUTE CLINIC DIAGNOSTIC OF KANSAS, PA		2			2
THOMASVILLE REGIONAL MEDICAL CENTER		2			2
QUALITY LABORATORY SERVICE		2			2
CARESPOT URGENT CARE		1	1	50%	2
CVS GA5637POCT VILLA RICA		2			2
MEDEXPRESS URGENT CARE - OMAHA N 72 ST		2			2
CARE NOW DENTON			2	100%	2
CVS OH6149POCT UPPER ARLINGTON		1	1	50%	2
MEMORIAL HOSPITAL OF SOUTH BEND			2	100%	2
NEBRASKA MEDICAL CENTER			2	100%	2
CARE 365			2	100%	2
MEDAILLE COLLEGE WELLNESS CENTER		2			2
CHEROKEE COUNTY HEALTH AND REHAB CENTER		2			2
NORTHEAST PEDIATRICS			2	100%	2
PEDIATRIC HEALTH CARE		1	1	50%	2
GRAND VILLA OF MELBOURNE			2	100%	2

COVID-19: testing by laboratory

Data through Feb 4, 2021 verified as of Feb 5, 2021 at 09:25 AM

Data in this report are provisional and subject to change.

The numbers in the table below represent the number of Florida and non-Florida residents for whom test results were received by the Department of Health. A person can be tested by more than one laboratory and can have both positive and negative results. **Therefore, the sum of the numbers in each column will be larger than the total number of people tested.**

Reporting lab	Inconclusive	Negative	Positive	Percent positive	Total
LIFT HEALTH		2			2
CVS M08555POCT KANSAS CITY		2			2
MERCY HEALTH LAB		1	1	50%	2
BROOKS -TLC HOSPITAL SYSTEM			2	100%	2
STUDENT HEALTH SERVICES			2	100%	2
IMMERSION RESIDENTIAL LLC			2	100%	2
LOWELL GENERAL HOSPITAL			2	100%	2
CVS M04850POCT SPRINGFIELD		2			2
INTEGRITY CLINICAL RESEARCH CENTER INC		1	1	50%	2
PM PEDIATRICS OF BAYSIDE PLLC - HOPEWELL JUNCTION		2			2
ADVENT HEALTH MEDICAL GROUP FAMILY AND INTERNAL MEDICINE AT AVALON PAR		1	1	50%	2
HOPE HEALTH CARE, LLC		2			2
ST. ELIZABETH HEALTHCARE			2	100%	2
INTERCOASTAL FAMILY PRATICE			2	100%	2
STARMED FAMILY & URGENT CARE			2	100%	2
ORLANDO LUTHERAN TOWERS		1	1	50%	2
Luther Acres Manor		2			2
Timber Ridge Health Care Center			2	100%	2
MINUTE CLINIC LLC #10203		2			2
UMHC HOLLYWOOD LABORATORY			2	100%	2
FLORIDA DEPARTMENT OF HEALTH IN ALACHUA COUNTY -			2	100%	2
DOCTORS CARE OF PALM COAST			2	100%	2
PHYSICIANS MEDICAL CENTER		2			2
MEDEXPRESS URGENT CARE - CEDAR KNOLLS		2			2
CVS AZ5891POCT GILBERT		1	1	50%	2
THE RIM URGENT CARE			2	100%	2
FLORIDA SCHOOL FOR THE DEAF & BLIND			2	100%	2
FLORIDA PRIMARY CARE CENTER PA		2			2
MERCY CONVENIENT CARE			2	100%	2
DALLAS BAPTIST UNIVERSITY - HEALTH SERVICES			2	100%	2
SHORE MEDICAL CENTER		2			2
DEPARTMENT OF HEALTH AND HUMAN SERVICES DIVISION OF BEHAVIORAL HEALTH		1	1	50%	2
CVS OH6185POCT PICKERINGTON		2			2
Van Wert Manor		2			2
JUST BELIEVE RECOVERY CENTER			2	100%	2
CVS NJ837POCT MARLTON		2			2
SUNBRIDGE CARE & REHAB FOR DECATUR		2			2
SUNCOAST BLOOD BANK			2	100%	2
FIRST CHOICE MEDICAL PC			2	100%	2
NEW GEN LABS			2	100%	2
EAST NAPLES PEDIATRICS			2	100%	2
ROPER HOSPITAL			2	100%	2
MISSION HOSPITAL REGIONAL MEDICAL CENTER			2	100%	2
UC CORAL GABLES			2	100%	2
CVS MD2956POCT NEW MARKET		1	1	50%	2
Stillwater Healthcare		2			2

COVID-19: testing by laboratory

Data through Feb 4, 2021 verified as of Feb 5, 2021 at 09:25 AM

Data in this report are provisional and subject to change.

The numbers in the table below represent the number of Florida and non-Florida residents for whom test results were received by the Department of Health. A person can be tested by more than one laboratory and can have both positive and negative results. **Therefore, the sum of the numbers in each column will be larger than the total number of people tested.**

Reporting lab	Inconclusive	Negative	Positive	Percent positive	Total
CIGNA GATEWAY			2	100%	2
BLACKWATER RIVER			2	100%	2
CVS HEALTH, #2043		2			2
NORTON IMMEDIATE CARE CENTER - PRESTON			2	100%	2
MINUTECLINIC DIAGNOSTIC OF OHIO #4401		2			2
FAMILY CARE SPECIALISTS OF ORLANDO			2	100%	2
MINUTECLINIC, LLC #1452		2			2
AMERICAN MEDICAL LABORATORIES			2	100%	2
INTERNAL MEDICINE & PEDIATRICS WELLNESS CENTER			2	100%	2
GIGI WOOD DAVIS DO-FAMILY MEDICINE		2			2
Kings County Hospital Center			2	100%	2
ALVERNO CLINICAL LABORATORIES			2	100%	2
CITY OF NEW YORK DEPARTMENT OF HEALTH			2	100%	2
MINUTECLINIC DIAGNOSTIC OF PA LLC		2			2
SUNSHINE PHARMACY		2			2
EMERALD TRACE		2			2
Kroger 412 - The Little Clinic Oxford		2			2
WOMENS CARE FLORIDA LLC-LABORATORY		2			2
JEFFERSON WASHINGTON TOWNSHIP HOSPITAL		2			2
HCR MANOR CARE SERVICES OF FLORIDA III INC		2			2
NATIONWIDE LABORATORY SERVICES		1	1	50%	2
MINUTECLINIC DIAGNOSTIC PA #3344		2			2
CARENOW LENEXA			2	100%	2
ILLINOIS DEPT OF PUBLIC HEALTH LABS			2	100%	2
MARCO ISLAND HOSPITAL INC D/B/A		1	1	50%	2
SAFE PMC		2			2
FLAGLER PROFESSIONAL HEALTH CAE SERVICES INC		2			2
NEMOURS CHILDREN'S URGEN CARE			2	100%	2
RENFREW CENTERS INC		2			2
MARTIN MEDICAL CENTER INC		1	1	50%	2
NEMOURS CHILDREN'S URGENT CARE LAKE NONA			2	100%	2
FIRST PREVENTION AND DIALYSIS CENTER LLC			2	100%	2
MEDSTAR HARBOR HOSPITAL			2	100%	2
FKC AMELIA ISLAND DIALYSIS			2	100%	2
GENESIS FAMILY PRACTICE			2	100%	2
MEDEXPRESS URGENT CARE - FORT SMITH		2			2
CVS OH5457POCT POWELL		2			2
MINUTECLINIC, LLC #07852		2			2
STARR CITY OF ROMA COMMUNITY CENTER			2	100%	2
MINUTE CLINIC DIAGNOSTIC OF VIRGINIA, LLC #7543		2			2
UF KANAPAH LAB BEAKER		2			2
URGENT CARE AND SURGERY CENTER			2	100%	2
JOHN D. ARCHBOLD MEM. HOSPITAL			2	100%	2
BIOHEALTH MEDICAL LAB INC			2	100%	2
INFINITI LABS INC			2	100%	2
Robert Cranfield			2	100%	2

COVID-19: testing by laboratory

Data through Feb 4, 2021 verified as of Feb 5, 2021 at 09:25 AM

Data in this report are provisional and subject to change.

The numbers in the table below represent the number of Florida and non-Florida residents for whom test results were received by the Department of Health. A person can be tested by more than one laboratory and can have both positive and negative results. **Therefore, the sum of the numbers in each column will be larger than the total number of people tested.**

Reporting lab	Inconclusive	Negative	Positive	Percent positive	Total
PRECISION DIAGNOSTIC INC		2			2
MINUTE CLINIC DIAGNOSTIC OF KANSAS PA		2			2
MEDEXPRESS URGENT CARE - LINCOLN VILLA		2			2
Delaware Court Healthcare Center		2			2
MONICE DR.			2	100%	2
PM PEDIATRICS OF BAYSIDE, PLLC - MANHASSET		2			2
FLORIDA MEDICAL CLINIC RADIOLOGY DALE MABRY		2			2
ORLANDO HEALTH PHYSICIAN GROUP			2	100%	2
CEDARS-SINAI MEDICAL CENTER			2	100%	2
OLEAN GENERAL HOSPITAL		2			2
TRUSTBRIDGE			2	100%	2
ACKERMAN CANCER CENTER		2			2
BAYLOR COLLEGE OF MEDICINE			2	100%	2
VELOCITY URGENT CARE			2	100%	2
MINUTE CLINIC DIAGNOSTIC OF VIRGINIA, LLC #1905		2			2
PLASMA MED RESEARCH DBA		2			2
CHAPPEL GROUP RESEARCH, THE		2			2
CVS NC2313POCT RALEIGH		2			2
LEXINGTON PLACE			2	100%	2
THE FOUNTAIN AT BOCA CIEGA BAY		2			2
SOUTHEAST GEORGIA HEALTH SYSTEM, INC D		2			2
PROVIDENCE LABORATORY SERVICES		2			2
MEDICAL CENTER LABORATORY			2	100%	2
NEW YORK PSYCHIATRIC INSTITUTE		2			2
ASCENSION ST MICHAEL'S HOSPITAL LAB		1	1	50%	2
WILSON MEMORIAL HOSPITAL			2	100%	2
MODMD LABORATORY		2			2
ADVENTIST HINSDALE HOSPITAL LABORATORY			2	100%	2
BMC/JACSONVILLE		1	1	50%	2
BAPTIST HOSPITAL NURSING/PATIENT CARE			2	100%	2
WHOLE CHILD PEDIATRICS			2	100%	2
OURMED		2			2
POINT OF CARE PRIVATE HEALTH MANAGEMENT			2	100%	2
MINUTECLINIC DIAG OF IND, LLC #6472		2			2
OPP HEALTH AND REHABILITATION		2			2
ST. MARY'S MEDICAL CENTER EVANSVILLE, INC			2	100%	2
CLINICA HISPANIA			2	100%	2
GULF COAST REGIONAL MEDICAL CARE		2			2
PTC LABORATORIES			2	100%	2
ENVOY OF FORK UNION, LLC DBA ENVOY AT THE VILLAGE		2			2
AFTER HOURS PEDS			2	100%	2
MEDEXPRESS URGENT CARE - SPRINGFIELD, COOLEY ST		2			2
CARE NOW, INC			2	100%	2
HEALTH FIRST MEDICAL GROUP			2	100%	2
PREMIER MEDICAL LABORATORY			2	100%	2
TEXAS REGIONAL ASTHMA & ALLERGY CENTER			2	100%	2

COVID-19: testing by laboratory

Data through Feb 4, 2021 verified as of Feb 5, 2021 at 09:25 AM

Data in this report are provisional and subject to change.

The numbers in the table below represent the number of Florida and non-Florida residents for whom test results were received by the Department of Health. A person can be tested by more than one laboratory and can have both positive and negative results. **Therefore, the sum of the numbers in each column will be larger than the total number of people tested.**

Reporting lab	Inconclusive	Negative	Positive	Percent positive	Total
STARR COUNTY MEMORIAL HOSPITAL			2	100%	2
Workmens Circle Multicare Center		2			2
MC DIAGNOSTIC OF CONNECTICUT, PC #114		2			2
HANOVER ENDOSCOPY CENTER		2			2
NORTHSIDE FAMILY MEDICINE AND URGENT CARE (EAST COBB)		2			2
EXPRESS CARE OF THE SHOALS		1	1	50%	2
Kroger 448 - The Little Clinic Mason		2			2
POMERENE HOSPITAL			2	100%	2
DEKALB MEDICAL CENTER LABORATORY			2	100%	2
Kroger 853 - The Little Clinic East Broad Street		2			2
STUART SURGERY CENTER, LLC			2	100%	2
CVS NC7588POCT ASHEVILLE		2			2
CVS HEALTH, #1994		1	1	50%	2
TRICORE REFERENCE LABORATORY		1	1	50%	2
MALABAR FAMILY PRACTICE		1	1	50%	2
JORDAN VALLEY MEDICAL CENTER			2	100%	2
MIDDLEBURG PEDIATRICS			2	100%	2
Medilodge of Montrose		2			2
VAULT HEALTH			2	100%	2
FLORIDA COMMUNITY HEALTH CENTERS, INC.			2	100%	2
BOSTON MEDICAL CENTER			2	100%	2
INSPIRE HEALTHCARE CENTER			2	100%	2
ARC POINT LABS OF AUSTIN NORTH			2	100%	2
INA		1	1	50%	2
JUPITER INTERNAL MEDICINE AND ASSOCIATES			2	100%	2
MEASE COUNTRYSIDE HOSPITAL CARDIAC REH			2	100%	2
CLINICAL CARE ASSOCIATES, INC			2	100%	2
METHODIST MANSFIELD MEDICAL CENTER			2	100%	2
Kroger 619 - The Little Clinic Hendersonville Indian Lake		2			2
HUMILITY OF MARY HEALTH PARTNERS			2	100%	2
MEMORIAL HERMANN CONSOLIDATED LABORATORY SERVICES			2	100%	2
CVS IL8751POCT CHICAGO		2			2
REGIONS HOSPITAL LABORATORY			2	100%	2
CARTER BLOOD CARE			2	100%	2
CVS M08581POCT BLUE SPRINGS		1	1	50%	2
MOBILE COUNTY HEALTH DEPARTMENT		1	1	50%	2
MOUNT SINAI AVENTURA DIAGNOSTIC CENTER			2	100%	2
GUIDANCE / CARE CENTER, INC		2			2
MEMORIAL HOSPITAL OF CARBONDALE			2	100%	2
OCALA REGIONAL KIDNEY CENTER-WEST			2	100%	2
MINUTECLINIC DIAGNOSTIC OF OHIO #6139		2			2
TEXAS HEALTH CARE			2	100%	2
Kroger 186 - The Little Clinic Holiday Manor		1	1	50%	2
SANFORD REGIONAL HOSPITAL WORTHINGTON		2			2
INTEGRATED REGIONAL LABS			2	100%	2
LEESBURG REGIONAL MEDICAL CENTER URGENT CARE			2	100%	2

COVID-19: testing by laboratory

Data through Feb 4, 2021 verified as of Feb 5, 2021 at 09:25 AM

Data in this report are provisional and subject to change.

The numbers in the table below represent the number of Florida and non-Florida residents for whom test results were received by the Department of Health. A person can be tested by more than one laboratory and can have both positive and negative results. **Therefore, the sum of the numbers in each column will be larger than the total number of people tested.**

Reporting lab	Inconclusive	Negative	Positive	Percent positive	Total
CVS NY549POCT RIDGEWOOD		1	1	50%	2
ALL PEDIATRIC CARE PA			2	100%	2
Manorcare Health Services West Reading North		2			2
NIAGARA APOTHECARY INC		2			2
ATHENA CARE RESOURCES LLC		2			2
LAKEVIEW HEALTHCARE SYSTEM LLC			2	100%	2
LIFEPLUS HEALTHCARE GROUP INC		2			2
EASTSIDE SPORTS COMPLEX			2	100%	2
CLINICAL ASSOCIATES OF ORLANDO LLC		2			2
STANFORD HEALTH CARE ANATOMIC PATHOLOGY & CLINICAL LAB			2	100%	2
REGIONAL MEDICAL CENTER BAYONET POINT			2	100%	2
NATIONAL JEWISH HEALTH			2	100%	2
BENEVA LAKES ASSISTED LIVING CENTER			2	100%	2
45TH 1		2			2
Gracemore Nursing and Rehab		2			2
PROSPECT URGENT CARE			2	100%	2
Huntington Health Care and Rehabilitation Center		2			2
LACORP		1	1	50%	2
CONCENTRA - PLANT CITY		2			2
UNIVERSITY OF MIAMI SCCC RESEARCH LABORATORY			2	100%	2
GRACE HEALTHCARE OF LAKE WALES		1	1	50%	2
MINUTECLINIC DIAG OF IND, LLC #6553		2			2
SPECTRA LABS		1	1	50%	2
NORTH DAKOTA VETERANS HOME		2			2
WINCHESTER MEDICAL CENTER			2	100%	2
NYUMC CLINICAL LABORATORIES			2	100%	2
CITRUS PARK			2	100%	2
ELMHURST MEMORIAL HOSPITAL			2	100%	2
Manor Care-Kingston Court of York PA, LLC		2			2
FL DEPT OF HEALTH MARION COUNTY MOBILE HEALTH UNIT			2	100%	2
CVS MINUTE CLINIC DIAGNOSTIC MED GRP		2			2
BFT LAB			2	100%	2
JOSEF SCHENKER, MD, PC		2			2
Kennedy University Hospital -Wash Twp L		2			2
SUNCREST OMNI		2			2
MIDDLE TENN MENTAL HEALTH INSTITUTE		2			2
CVS MINUTE CLINIC DIAGNOSTIC OF TN #3293		2			2
NEIGHBORCARE PHARMACY SERVICES		2			2
CVS IN6713POCT BLOOMINGTON		2			2
OAKBRIDGE TERRACE AT SAE			2	100%	2
PEACE RIVER MEDICAL CENTER		2			2
MINUTECLINIC DIAGNOSTICS OF IND LLC		1	1	50%	2
SUNNYSIDE MANOR		2			2
BROOKDALE LAKE MARY			2	100%	2
HAWAII DEPARTMENT OF HEALTH			2	100%	2
ADVICE FOR OPTIMAL WELLNESS			2	100%	2

COVID-19: testing by laboratory

Data through Feb 4, 2021 verified as of Feb 5, 2021 at 09:25 AM

Data in this report are provisional and subject to change.

The numbers in the table below represent the number of Florida and non-Florida residents for whom test results were received by the Department of Health. A person can be tested by more than one laboratory and can have both positive and negative results. **Therefore, the sum of the numbers in each column will be larger than the total number of people tested.**

Reporting lab	Inconclusive	Negative	Positive	Percent positive	Total
SMH PHYSICIAN SERVICES INC		2			2
SOUTH BEND MEDICAL FOUNDATION			2	100%	2
GOVERNEUR HOSPITAL LABORATORY		2			2
CATHOLIC HEALTH LABORATORY SERVICES		2			2
HIGHLANDS COUNTY FIRE RESCUE		2			2
DELAWARE DIAGNOSTICS LABS			2	100%	2
UNIVERSITY OF MISSOURI HEALTH CARE			2	100%	2
Lake Charles Healthcare LLC dba Landmark Lake Charles			2	100%	2
TGH Brandon Healthplex Laboratory			2	100%	2
NASSAU UNIVERSITY MEDICAL CENTER DEPT		1	1	50%	2
New Jersey Aim At Smg		2			2
DEER'S HEAD CENTER		2			2
Kroger 096 - The Little Clinic Orchard and Holly		2			2
PENSACOLA MEDICAL CLINIC LLC			2	100%	2
SANIBEL MEDICAL CLINIC			2	100%	2
SOUTHEASTERN INSTITUTE OF RESTORATIVE MEDICINE		1	1	50%	2
MEDEXPRESS URGENT CARE-MT PLEASANT		1	1	50%	2
ASHLEY PEDIATRICS			2	100%	2
SPECIALTY LABORATORIES			2	100%	2
HALIFAX HEALTH CARE FOR WOMEN		2			2
The Grand Rehabilitation & Nursing Utica		2			2
MEDEXPRESS URGENT CARE- ALLISON PARK		1	1	50%	2
LEE MEMORIAL HEALTH SYSTEM D/B/A			2	100%	2
MINUTE CLINIC LLC #6765		2			2
HAMILTON COUNTY HEALTH DEPARTMENT		2			2
DUKE HEALTH REGIONAL HOSPITAL			2	100%	2
BLUETAIL MEDICAL GROUP, LLC		1	1	50%	2
FUTURE PEDIATRICS		1	1	50%	2
FLORIDA PRIMARY CARE AND SPORTS MEDICINE INC			2	100%	2
SACRED HEART HOSPITAL ON THE EMERALD			2	100%	2
GILCHRIST COUNTY FIRE DEPARTMENT			2	100%	2
MINUTE CLINIC LLC #4017		2			2
MEDEXPRESS URGENT CARE FOX CHAPEL		2			2
UNIVERSITY HOSPITAL OF BROOKLYN		2			2
JOHNSON CITY MEDICAL CENTER		1	1	50%	2
IN & OUT URGENT CARE METAIRIE			2	100%	2
LIFESPRING COMMUNITY HEALTH		2			2
WEST FLORIDA MEDICAL ASSOCIATES, PA			2	100%	2
COL CROSSROAD		1	1	50%	2
MEDEXPRESS URGENT CARE-BLOOMFIELD AVEN		2			2
VA OUTPATIENT PHARMACY			2	100%	2
NONA PEDIATRIC CENTER			2	100%	2
PUBLIC HEALTH LABORATORY	1		1	50%	2
USCG ABBOTT BINAXNOW		1	1	50%	2
ARCPPOINT LABS OF ALTAMONTE SPRINGS			2	100%	2
ADVOCATE SHERMAN HOSPITAL			2	100%	2

COVID-19: testing by laboratory

Data through Feb 4, 2021 verified as of Feb 5, 2021 at 09:25 AM

Data in this report are provisional and subject to change.

The numbers in the table below represent the number of Florida and non-Florida residents for whom test results were received by the Department of Health. A person can be tested by more than one laboratory and can have both positive and negative results. **Therefore, the sum of the numbers in each column will be larger than the total number of people tested.**

Reporting lab	Inconclusive	Negative	Positive	Percent positive	Total
PALM MEDICAL CENTER - PLANT CITY		2			2
Parkridge Specialty Care		2			2
CENTRAL FLORIDA FAMILY HEALTH CENTER		2			2
FLORIDA MEDICAL CLINIC CARDIOLOGY-ZH			2	100%	2
MINUTECLINIC DIAGNOSTIC PA #7110		2			2
FLORIDA MEDICAL CENTER OF CLEARWATER		2			2
SMITH NORTHVIEW HOSPITAL LAB			2	100%	2
LEE PHYSICIAN GROUP		1	1	50%	2
BAYMEADOWS PRIMARY CARE		2			2
MINUTECLINIC 7196		2			2
CENTRAL FLORIDA PRIMARY CARE			2	100%	2
CSS- TWELVE OAKS			2	100%	2
CORNERSTONE MEDICAL CARE OF BRANDON		2			2
CVS TX1104POCT ALLEN		2			2
AIRPORT CLINIC			2	100%	2
OUR LADY OF THE LAKE REGIONAL MEDICAL CENTER			2	100%	2
TWELVE OAKS RECOVERY CENTER			2	100%	2
BRITO MEDICAL CENTER			2	100%	2
Kroger 125 - The Little Clinic Castle Rock		2			2
CLINICAL PATHOLOGY LABORATORIES			2	100%	2
DEPT OF HEALTH			2	100%	2
MINUTECLINIC, LLC (CLINIC 10928)		2			2
AMEDISYS HOME HEALTH OF GREENVILLE			2	100%	2
GULF COAST MEDICAL CENTER RESPIRATORY CARE			2	100%	2
MAWD PATHOLOGY GROUP			2	100%	2
UWMC MONTLAKE DEPT OF LAB MED			2	100%	2
Iowa Veterans Home		2			2
SOUTHERN SURGICAL ARTS		2			2
ROCKWALL URGENT CARE			2	100%	2
JULIE STAATS DO		2			2
MD NOW URGENT CARE CENTER INC.			2	100%	2
US LABS		2			2
COOPER CLINIC			2	100%	2
ADVANCE FAMILY PRACTICE LLC			2	100%	2
RCA LABORATORY SERVICES LLC			2	100%	2
PRECISION CLINICAL RESEARCH			2	100%	2
WISCONSIN STATE LABORATORY OF HYGIENE		1	1	50%	2
DELRAY BEACH HEALTH DEPT LAB			2	100%	2
FAMILY FIRST PEDIATRICS			2	100%	2
CVS IL1170POCT JOLIET		2			2
Greystone Nursing and Rehab, LLC			2	100%	2
MEMORIAL HERMANN			2	100%	2
Iron County Medical Care Facility		2			2
BERGEN COUNTY SURGICAL AND ENDOSCOPY CENTER		2			2
MIDWAY SPECIALTY CARE RX LLC			2	100%	2
APC PEDIATRICS			2	100%	2

COVID-19: testing by laboratory

Data through Feb 4, 2021 verified as of Feb 5, 2021 at 09:25 AM

Data in this report are provisional and subject to change.

The numbers in the table below represent the number of Florida and non-Florida residents for whom test results were received by the Department of Health. A person can be tested by more than one laboratory and can have both positive and negative results. **Therefore, the sum of the numbers in each column will be larger than the total number of people tested.**

Reporting lab	Inconclusive	Negative	Positive	Percent positive	Total
QUEST DIAGNOSTICS CLINICAL LABORATORIES INC		2			2
INTERNAL MEDICINE ASSOCIATES-DUNELLON			2	100%	2
YOUTH AND YOU, INC		2			2
HARBORCHASE OF GAINESVILLE			2	100%	2
CVS CT718POCT ANSONIA		2			2
AGILE URGENT CARE			2	100%	2
LIFETIME FAMILY URGENT CARE			2	100%	2
PARKLAND HEALTH & HOSPITAL			2	100%	2
Holiday Retirement Home			2	100%	2
BOND COMMUNITY HEALTH CENTER			2	100%	2
CRUC CMCH-COVID-19		2			2
BRANDYWYNE HEALTH CARE CENTER			2	100%	2
GALEN BAYLOR EXTENSION		2			2
COVANCE			2	100%	2
PEPIN ACADEMIES-PASCO		2			2
PM PEDIATRICS OF SELDEN, PLLC		2			2
MINUTECLINIC, DIAGNOSTIC OF TEXAS, LLC		2			2
MINUTECLINIC DIAG OF IND LLC #1138		1	1	50%	2
MID AMERICA CLINICAL LABS			2	100%	2
ORLANDO FAMILY PHYSICIANS INC			2	100%	2
CVS TX8387POCT AUSTIN		2			2
JRS LABORATORY			2	100%	2
SUPERIOR RESIDENCES OF CLERMONT		2			2
DOCTOR'S IN-HOUSE LAB/COMMUNITY HEALTH CENTERS OF PINELLAS - JOHNNIE R			2	100%	2
ADVENTHEALTH IMAGING PARTIN SETTLEMENT			2	100%	2
BAYLOR SCOTT & WHITE COMPREHENSIVE WOUND			2	100%	2
BROOKDALE ALTAMONTE SPRINGS			2	100%	2
CHESTERFIELD HEALTHCARE GROUP, INC		2			2
MEDEXPRESS URGENT CARE, LANCASTER WEST		1	1	50%	2
DELRAY BEACH HEALTH CENTER			2	100%	2
COVID TESTING LLC			2	100%	2
SOUTH LAKE FAMILY HEALTH CENTER			2	100%	2
CUMBERLAND HEIGHTS		2			2
MEDEXPRESS URGENT CARE, HERMITAGE		1	1	50%	2
CVS IL3163POCT OAK PARK		2			2
NEW BRIDGE MEDICAL CENTER		2			2
PALOS COMMUNITY HOSPITAL LABORATORY			2	100%	2
DASCENA LAB			2	100%	2
CHARLOTTE COUNTY HEALTH DEPARTMENT			2	100%	2
ADVENTHEALTH MEDICAL GROUP PEDIATRICS AT APOKA		2			2
CLEARWATER PAIN MANAGEMENT ASSOCIATES			2	100%	2
NAVAL BRANCH MEDICAL CLINIC			2	100%	2
SUPER HEALTH PHARMACY LLC		2			2
CONWAY MEDICAL CENTER			2	100%	2
GOLDSTEIN			2	100%	2
MIDLAND MEMORIAL HOSPITAL			2	100%	2

COVID-19: testing by laboratory

Data through Feb 4, 2021 verified as of Feb 5, 2021 at 09:25 AM

Data in this report are provisional and subject to change.

The numbers in the table below represent the number of Florida and non-Florida residents for whom test results were received by the Department of Health. A person can be tested by more than one laboratory and can have both positive and negative results. **Therefore, the sum of the numbers in each column will be larger than the total number of people tested.**

Reporting lab	Inconclusive	Negative	Positive	Percent positive	Total
MINUTECLINIC DIAGNOSTIC OF NORTH CARO		2			2
URGENT TEAM - NASHVILLE		2			2
GRAND VILLA OF SARASOTA		1	1	50%	2
ARLINGTON DIALYSIS CENTER LLC		2			2
UT PATH			2	100%	2
CLEAR LAKE REGIONAL MEDICAL CENTER			2	100%	2
POINTE AT NEW PORT PLACE,THE		2			2
CVS PA1657POCT YORK		1	1	50%	2
UW HOSPITAL AND CLINICS		1	1	50%	2
GOLDMAN SACHS HEALTH CENTER		2			2
BAYSIDE URGENT CARE CENTER INC			2	100%	2
MARCO ISLAND MEDICAL CENTER			2	100%	2
MIAMI DADE MEDICAL RESEARCH INSTITUTE			2	100%	2
ORANGE COUNTY HEALTH DEPARTMENT		1	1	50%	2
MASSACHUSETTS DEPARTMENT OF HEALTH			2	100%	2
DALLAS VA MEDICAL CENTER - VA NORTH TEXAS HEALTH CARE SYSTEM			2	100%	2
MARTHA A PRICE MD PA		1	1	50%	2
PALM BAY COMMUNITY OUTPATIENT CLINIC		2			2
SUMMERFIELD RETIREMENT LIVING, INC			2	100%	2
BAPTIST HEALTH LEXINGTON			2	100%	2
WHITESANDS OUTPATIENT TREATMENT		2			2
AFFORDABLE PRIMARY CARE LLC		2			2
Kroger 758 - The Little Clinic Providence		2			2
UNIVERSITY OF MARYLAND MEDICAL CENTER			2	100%	2
ASSOCIATES IN UROGYNECOLOGY MD LLC		2			2
CVS AZ9290POCT PHOENIX		2			2
VIRGINIA DEPT OF HEALTH OFFICE OF EPIDEMIOLOGY			2	100%	2
BRENTWOOD AT FORE RANCH			2	100%	2
WALGREENS #05477		2			2
WELL HEALTH LABS			2	100%	2
FOUNDCARE, INC			2	100%	2
CVS TX5877POCT PEARLAND		2			2
COOK HOSPITAL AND CARE CENTER		1	1	50%	2
POMONA VALLEY COMMUNITY HOSPITAL			2	100%	2
ACCESS LABORATORIES LLC			2	100%	2
Jackson Health Care Facility			2	100%	2
BIONIC TECHNOLOGIES CORPORATION			2	100%	2
HAMILTON CHD		2			2
BOSTON PUBLIC HEALTH COMMISSION			2	100%	2
TANVIR H SHAGAR NP		2			2
FLORIDA DEPARTMENT OF HEALTH (FDOH)			2	100%	2
BAYSHORE MEDICAL CENTER			2	100%	2
BAPTIST HEALTHCARE - LAKEVIEW CENTER INC		2			2
COMMUNITY HEALTH CENTERS INC			2	100%	2
PALM CITY NURSING AND REHAB CENTER			2	100%	2
UF HEALTH PATHOLOGY LABORATORIES			2	100%	2

COVID-19: testing by laboratory

Data through Feb 4, 2021 verified as of Feb 5, 2021 at 09:25 AM

Data in this report are provisional and subject to change.

The numbers in the table below represent the number of Florida and non-Florida residents for whom test results were received by the Department of Health. A person can be tested by more than one laboratory and can have both positive and negative results. **Therefore, the sum of the numbers in each column will be larger than the total number of people tested.**

Reporting lab	Inconclusive	Negative	Positive	Percent positive	Total
HARRINGTON PARK HEALTH AND REHAB		2			2
CLEVELAND CLINIC IMAGING			2	100%	2
CVS TX10140POCT THE WOODLANDS		2			2
LAB CORP OF AMER SAN DIEGO			2	100%	2
MINUTECLINIC DIAG OF IND, LLC #5369		1	1	50%	2
HOLY FAMILY MEDICAL CENTER		1	1	50%	2
ALASKA PUBLIC HEALTH LAB		1	1	50%	2
WASHINGTON STATE DEPARTMENT OF HEALTH PUBLIC HEALTH LABORATORIES			2	100%	2
Good Samaritan Society Waukon		2			2
STATE OF FLORIDA			2	100%	2
OSF ST JOSEPH MEDICAL CENTER			2	100%	2
ST LUKES HOSPITAL			2	100%	2
ACM MEDICAL LABORATORY ALLIANCE			2	100%	2
DRR JMC URGENT CARE DONALD ROSS			2	100%	2
Warren Center for Rehabilitation and Nursing		2			2
PruittHealth Lakehaven		2			2
KINGS BAY PEDIATRICS LLC			2	100%	2
CROSSROADS			2	100%	2
MINUTECLINIC MINUTECLINIC #921		2			2
MEDEXPRESS URGENT CARE - BROOKHAVEN		2			2
CVS IN7653POCT EVANSVILLE		1	1	50%	2
MINUTECLINIC DIAGNOSTIC OF OHIO #2964		2			2
MEDEXPRESS URGENT CARE - EAST BRUNSWICK		2			2
BAPTIST HOSPITAL EMPLOYEE HEALTH OFF			2	100%	2
MINUTECLINIC DIAGNOSTIC OF KANSAS PA		2			2
Lakeside Oaks Care Center			2	100%	2
MERCY HOSPITAL			2	100%	2
WEST COAST PEDIATRICS			2	100%	2
NAPHCARE INC		2			2
MAYO CLINIC GROUP PRACTICE LABORATORY			2	100%	2
CHI MEMORIAL PRIMARY CARE ASSOCIATES-A		2			2
RIVERSIDE METHODIST HOSPITAL LAB			2	100%	2
RIVER CITY MEDICAL ASSOCIATES, INC			2	100%	2
CVS PA5241POCT CHALFONT		2			2
CHNJ		2			2
WINDSOR AT OCALA		1	1	50%	2
CVS DC1340POCT WASHINGTON		2			2
SCIENTIFIC LABORATORY COMPANY		2			2
VITAL CARE CLINIC, LLC			2	100%	2
CVS CA8850POCT HUNTINGTON BEACH		1	1	50%	2
LEHIGH MEDICAL AND RESEARCH CENTER, INC			2	100%	2
HEALTH & REHAB CTR AT DOLPHINS VIEW, THE			2	100%	2
SOUTH DAKOTA DEPARTMENT OF HEALTH		2			2
ANDERSON COUNTY HOSPITAL			2	100%	2
DALLAS MEDICAL CENTER			2	100%	2
MID-FLORIDA HEMATOLOGY AND ONCOLOGY CENTERS		2			2

COVID-19: testing by laboratory

Data through Feb 4, 2021 verified as of Feb 5, 2021 at 09:25 AM

Data in this report are provisional and subject to change.

The numbers in the table below represent the number of Florida and non-Florida residents for whom test results were received by the Department of Health. A person can be tested by more than one laboratory and can have both positive and negative results. **Therefore, the sum of the numbers in each column will be larger than the total number of people tested.**

Reporting lab	Inconclusive	Negative	Positive	Percent positive	Total
Great Lakes Health Center			2	100%	2
ORMOND BEACH URGENT CARE			2	100%	2
GENETIC ASSAYS INC			2	100%	2
GRAND VILLA OF LAKE LAND		2			2
TAMPA INTERNATIONAL AIRPORT			2	100%	2
MAJESTIC GUARDIANS			2	100%	2
DAYTON CHILDRENS HOSPITAL LAB			2	100%	2
TULANE MEDICAL CENTER			2	100%	2
MEDEXPRESS URGENT CARE-WILKINS TOWNSHIP, WILLIAM PENN HIGHWAY		2			2
HOLY TRINITY PHARMACY LLC		2			2
MINUTECLINIC DIAGNOSTIC OF TEXAS, LLC #7435		2			2
MINUTECLINIC DIAGNOSTIC, PA #10252		2			2
BAY CORRECTIONAL AND REHABILITATION FACILITY			2	100%	2
MEDEXPRESS URGENT CARE NORWIN		2			2
ROCKEFELLER UNIVERSITY CLINICAL GENOMICS LABORATOR		2			2
WISE HEALTH SYSTEM		1	1	50%	2
AdventHealth Care Center Orlando North			2	100%	2
MIDWAY PRIMARY CARE LLC		2			2
SYNEOS HEALTH			2	100%	2
CVS IL7017POCT BLOOMINGTON		2			2
BD MEDICAL SYSTEMS			2	100%	2
MONROE URGENT CARE		2			2
Hartwell Health and Rehabilitation		2			2
PANCARE HEALTH - FRANKLIN CO			2	100%	2
MINUTECLINIC DIAGNOSTIC OF SC, LLC #4		2			2
CVS MO10151POCT SPRINGFIELD		1	1	50%	2
EASTLAKE MEDICAL CENTER		2			2
UNIVERSITY COMMUNITY HEALTH SERVICES		1	1	50%	2
THE EDGEWATER AND WATERMAN VILLAGE			2	100%	2
RAINY LAKE MEDICAL CENTER			2	100%	2
LABRADOR PRIMARY CARE CENTER			2	100%	2
PICHARDO CLINIC, THE			2	100%	2
WESTMINSTER SUNCOAST			2	100%	2
CENTURY LINK SPORTS COMPLEX			2	100%	2
Alden Des Plaines			2	100%	2
CVS PA10034POCT PITTSBURGH		2			2
SOUTH TAMPA AFTER HOURS CLINIC			2	100%	2
EXPRESSCARE URGENT CARE CENTER			2	100%	2
CVS MD1881POCT DUNKIRK		2			2
FLORIDA KEYS PED & ADOLES CTR			2	100%	2
Walgreens #12427		1	1	50%	2
PARKWAY DRUGS OF ONEIDA COUNTY NORTH I		1	1	50%	2
NOVA SOUTHEASTERN UNIVERSITY - STUDENT MEDICAL CTR			2	100%	2
MINUTECLINIC, LLC #09202		1	1	50%	2
University Center East			2	100%	2
Elba Nursing and Rehabilitation Center, LLC		2			2

COVID-19: testing by laboratory

Data through Feb 4, 2021 verified as of Feb 5, 2021 at 09:25 AM

Data in this report are provisional and subject to change.

The numbers in the table below represent the number of Florida and non-Florida residents for whom test results were received by the Department of Health. A person can be tested by more than one laboratory and can have both positive and negative results. **Therefore, the sum of the numbers in each column will be larger than the total number of people tested.**

Reporting lab	Inconclusive	Negative	Positive	Percent positive	Total
CREATIVE HEALTH CENTER			2	100%	2
GULF COAST IMMEDIATE CARE CENTER		1	1	50%	2
First Care Living Center/Essentia Health			2	100%	2
MEDEXPRESS URGENT CARE-SELINGSGROVE		2			2
ONTARIO COUNTY PUBLIC HEALTH		2			2
ONE MEDICAL GROUP		1	1	50%	2
BIOMAT USA			2	100%	2
CVS TN7698POCT KNOXVILLE		2			2
LAKE BALDWIN			2	100%	2
MEMORIAL SLOAN KETTERING CANCER CENTER		1	1	50%	2
IN AND OUT URGENT CARE			2	100%	2
ACCESS CARE MEDICAL GROUP LLC		2			2
SIMMONS			2	100%	2
SENDER RETREAT ADULT DAY CARE CENTERS			2	100%	2
SERENADES BY SONATA		1	1	50%	2
HOUSTON HEALTH DEPARTMENT - BUREAU OF LABORATORY SERVICES			2	100%	2
Kroger 745 - The Little Clinic Somerset		2			2
VANAYER HEALTHCARE AND REHAB CENTER		2			2
UNIVERSITY OF MEMPHIS ATHLETIC TRAINI		2			2
THE HOSPITAL OF PROVIDENCE EMERGENCY ROOM			2	100%	2
MID - FLORIDA PATHOLOGY LLC		1	1	50%	2
MINUTECLINIC DIAGNOSTIC MEDICAL		2			2
TENNESSEE DEPARTMENT OF HEALTH (TDH) - REGIONAL LABORATORY			2	100%	2
THE WINDSOR ORTEGA		2			2
CVS MINUTE CLINIC DIAG OF IND, LLC #6549		2			2
BLUEWATER TOXICOLOGY			2	100%	2
ATLAS GENOMICS			2	100%	2
PIEDMONT HOSPITAL LAB			2	100%	2
ADVENTHEALTH MEDICAL GROUP INTERNAL MEDICINE AT			2	100%	2
EXCEPTIONAL EMERGENCY CENTER - AMARILLO			2	100%	2
BIRMINGHAM INTERNAL MEDICINE ASSOCIATE		1	1	50%	2
MEDEXPRESS URGENT CARE - LINCOLN N 26T		2			2
John Knox Manor Inc II		1	1	50%	2
ADVANTA ANALYTICAL LABORATORIES			2	100%	2
SARASOTA IMMEDIATE CARE			2	100%	2
HENDRY/GLADES COUNTY HEALTH DEPARTMENT		2			2
SPRING HILL REGIONAL HOSPITAL			2	100%	2
VALLEY BAPTIST MEDICAL CENTER: BROWNSVILLE			2	100%	2
BAYCARE LABORATORIES			2	100%	2
INTERMOUNTAIN MEDICAL CENTER			2	100%	2
DOWN HOME MEDICAL			2	100%	2
LEGACY LABORATORY SERVICES			2	100%	2
LABCORP OF AMERICA HOLDINGS		1	1	50%	2
MINUTECLINIC, LLC, DBA MINUTECLINIC #4		2			2
FLORIDA CLINICAL LABORATORY INC			2	100%	2
CVS NV2928POCT LAS VEGAS		2			2

COVID-19: testing by laboratory

Data through Feb 4, 2021 verified as of Feb 5, 2021 at 09:25 AM

Data in this report are provisional and subject to change.

The numbers in the table below represent the number of Florida and non-Florida residents for whom test results were received by the Department of Health. A person can be tested by more than one laboratory and can have both positive and negative results. **Therefore, the sum of the numbers in each column will be larger than the total number of people tested.**

Reporting lab	Inconclusive	Negative	Positive	Percent positive	Total
UNIVERSITY HEALTH SERVICES RIVER CAMPUS		2			2
CVS IN3975POCT JEFFERSONVILLE		1	1	50%	2
BOONES CREEK URGENT CARE		1	1	50%	2
MAGNOLIA ADULT, LLC			2	100%	2
MEDEXPRESS URGENT CARE - WEST ST PAUL, ROBERT ST S		2			2
PATIENT FIRST MEDICAL CENTER-CARYTOWN			2	100%	2
UK HEALTHCARE			2	100%	2
REELFOOT FAMILY WALK IN CLINIC - TIPT		2			2
MEMORIAL HERMANN HOSPITAL			2	100%	2
RIGHT AT HOME			2	100%	2
MEDEXPRESS - WILMINGTON KIRKWOOD HIGHWAY		2			2
EXPEDIAN URGENT CARE			2	100%	2
GEISINGER MEDICAL CENTER		2			2
EXTENDICARE HEALTH & REHAB CENTER		2			2
MEDEXPRESS URGENT CARE - JEANNETTE		2			2
ARTHREX MEDICAL CENTER EAST			2	100%	2
MARQUESA MEDICAL		2			2
AMI ST FRANCIS HOSPITAL LABORATORY		1	1	50%	2
SPECTRUM HEALTH			2	100%	2
CVS PA2688POCT COLLEGEVILLE		2			2
MEDEXPRESS URGENT CARE - LEDGEWOOD		2			2
VALLEY MEDICAL LABORATORY			2	100%	2
BAYCARE OUTREACH LAB			2	100%	2
Chatham Nursing and Rehab Center		2			2
TMH PHYSICIAN PARTNERS MONTICELLO		1	1	50%	2
WALGREENS #13605		2			2
SPRINGHILL SENIOR RESIDENCE		2			2
EDGEWATER RETIREMENT MANOR			2	100%	2
WINKLER COURT		1	1	50%	2
A+ URGENT/PRIMARY CARE			2	100%	2
CROSSROADS URGENT CARE DBA URGENT TEA		2			2
MANASOTA PEDIATRICS			2	100%	2
AKRON GENERAL MEDICAL CENTER MAIN		2			2
CLEVELAND CLINIC FLORIDA LABORATORY			2	100%	2
UTMB PATHOLOGY CLINICAL SERVICES LABORATORY			2	100%	2
CPL LABS			2	100%	2
HOME ACCESS HEALTH			2	100%	2
WALKONCLINIC			2	100%	2
Walgreens #10207		2			2
SANTA ROSA COUNTY HEALTH DEPARTMENT			2	100%	2
VA CBOC			2	100%	2
SHELL POINT HOME HEALTH			2	100%	2
U OF MIAMI MILLER SCHOOL OF MEDICINE			2	100%	2
ADVANCED MEDICAL OF FLORIDA			2	100%	2
HEARTLAND HOME HEALTH CARE		2			2
KIVA AT MOUNT DORA			2	100%	2

COVID-19: testing by laboratory

Data through Feb 4, 2021 verified as of Feb 5, 2021 at 09:25 AM

Data in this report are provisional and subject to change.

The numbers in the table below represent the number of Florida and non-Florida residents for whom test results were received by the Department of Health. A person can be tested by more than one laboratory and can have both positive and negative results. **Therefore, the sum of the numbers in each column will be larger than the total number of people tested.**

Reporting lab	Inconclusive	Negative	Positive	Percent positive	Total
GINKGO-IXLAYER		2			2
COMPLETE HEALTH MEDICAL CENTER			2	100%	2
THE CLUB AT BOYNTON BEACH, LLC			2	100%	2
SARASOTA MEMORIAL MEDICAL URGENT CARE CENTER			2	100%	2
LEGACY ER & URGENT CARE - FRISCO WEST			2	100%	2
CVS PA258POCT MCKEES ROCKS		2			2
CVS PA7132POCT THORNDALE		2			2
PANCARE HEALTH - SNEADS ELEMENTARY			2	100%	2
ST. JOSEPH REGIONAL MEDICAL CENTER			2	100%	2
Kroger 426 - The Little Clinic Suwanee		2			2
MEDLOGIC, LLC		2			2
NEW YORK STATE DEPARTMENT OF HEALTH		1	1	50%	2
MEDEXPRESS URGENT CARE - BRIDGEVILLE		2			2
ST LUCIE COUNTY HEALTH DEPARTMENT		1	1	50%	2
NEMOURS CHILDRENS PRIMARY CARE			2	100%	2
BAYSTATE MEDICAL CENTER		1	1	50%	2
CVS PA7611POCT ALLISON PARK		2			2
SOUTHSIDE FAMILY MEDICAL		2			2
CVS MO5655POCT LIBERTY			2	100%	2
ADVENT HEALTH CENTRAL TEXAS		1	1	50%	2
SOUTHERN TENNESSEE MEDICAL CENTER			2	100%	2
MCLAREN REGIONAL MEDICAL CENTER			2	100%	2
CVS IN6572POCT INDIANAPOLIS		2			2
MEDICAL CITY DALLAS HOSPITAL			2	100%	2
SIGNATURE CARE LEWISVILLE-EMERGENCY CENTER		1	1	50%	2
UNIVERSITY HOSPITALS OF CLEVELAND			2	100%	2
SOUTH MIAMI HOSPITAL			2	100%	2
MURFREESBORO MEDICAL CLINIC		2			2
MANATEE MEMORIAL HOSPITAL CLINICAL LABORATORY			2	100%	2
SOUTHERN BREEZE HEALTHCARE		1	1	50%	2
PEACEHEALTH CENTRAL		2			2
HEALGEN SCIENTIFIC			2	100%	2
SUMMIT URGENT CARE PS			2	100%	2
ADVENTHEALTH EAST ORLANDO EMPLOYEE CLINIC		2			2
PALM BEACH DIABETES & ENDOCRINE SPECIALISTS PA			2	100%	2
COASTAL MEDICAL LAB			2	100%	2
MOBILE HEALTH LABS LLC			2	100%	2
MINUTECLINIC #2797		2			2
Cedar Valley Nursing & Rehab Center		2			2
320 S TRANSIT ST		2			2
STATCARE URGENT AND WALK-IN			2	100%	2
FLORIDA DEPARTMENT OF HEALTH IN ESCAMBIA COUNTY		1	1	50%	2
VA PRIMARY CARE ANNEX			2	100%	2
POPLAR HEALTHCARE			2	100%	2
LILY PHARMACY		2			2
Avanti Wellness and Rehab			2	100%	2

COVID-19: testing by laboratory

Data through Feb 4, 2021 verified as of Feb 5, 2021 at 09:25 AM

Data in this report are provisional and subject to change.

The numbers in the table below represent the number of Florida and non-Florida residents for whom test results were received by the Department of Health. A person can be tested by more than one laboratory and can have both positive and negative results. **Therefore, the sum of the numbers in each column will be larger than the total number of people tested.**

Reporting lab	Inconclusive	Negative	Positive	Percent positive	Total
GERM BUSTERS 911 LLC			2	100%	2
ABSOLUTE HEALTH INTERNAL MEDICINE AND PEDIATRICS		1	1	50%	2
MINUTECLINIC DIAGNOSTIC OF OHIO #6192		2			2
MORRISTOWN MEMORIAL HOSPITAL		2			2
CVS NH6596POCT HAMPTON		2			2
Kroger 571 - The Little Clinic Hendersonville		1	1	50%	2
PHYSICIANS CARE INC		1	1	50%	2
EMORY UNIVERSITY HOSPITAL			2	100%	2
VOLUNTEERS OF AMERICA OF FLORIDA			2	100%	2
SCDHEC BUREAU OF LABORATORIES			2	100%	2
SWEETWATER NURSING CENTER		2			2
RAPID RESULT CORP LLC		1	1	50%	2
DOCTOR 4 U CLINIC			2	100%	2
Alden Terrace of McHenry			2	100%	2
WARE EXPRESS CARE			2	100%	2
CERTIVIA LABORATORIES			2	100%	2
Church Creek SNF			2	100%	2
Kroger 127 - The Little Clinic Lakewood-Alameda		2			2
ACCESS MEDICAL GROUP OF FLORIDA CITY			2	100%	2
MINUTECLINIC DIAG OF IND, LLC #6648		1	1	50%	2
SUNCOAST TECHNICAL COLLEGE SCHOOL OF HEALTH		2			2
CVS MD4371POCT OCEAN CITY		2			2
NEMOURS CHILDREN'S PRIMARY CARE THE VILLAGES		2			2
APPLECARE VALDOSTA			2	100%	2
NORTHWELL HEALTH			2	100%	2
HEALTH EXPRESS URGENT CARE			2	100%	2
STEWART ST ELIZABETH MEDICAL CENTER			2	100%	2
ATLANTIC SURGERY CENTER OF JACKSONVILLE BEACH		2			2
NLC LABS			2	100%	2
CVS NJ2815POCT E BRUNSWICK		2			2
RAPID URGENT CARE - ALBANY			2	100%	2
MINUTECLINIC DIAG OF IND, LLC #6908		2			2
Macon Valley Nursing and Rehabilitation Center		2			2
FHCP ASC - ORANGE CITY			2	100%	2
VILLA HEALTH NH LLC			2	100%	2
UNIVERSITY OF ILLINOIS HOSPITAL			2	100%	2
PEDIATRICS IN NORTH FLORIDA PA			2	100%	2
Georgiana Health and Rehabilitation, LLC		2			2
JOHNNIE RUTH CLARKE LAB			2	100%	2
CABELL HUNTINGTON HOSPITAL CLINICAL LAB			2	100%	2
MEDEXPRESS URGENT CARE - WEXFORD		2			2
MEDEXPRESS URGENT CARE - SOUTH CHARLESTON		2			2
CVS MO5724POCT KANSAS CITY		2			2
FEDERAL CORRECTIONAL INSTITUTION MARIANNA			2	100%	2
SYLVAN NURSING			2	100%	2
CARE CENTERS OF NASSAU LLC MINER ROAD NORTH		2			2

COVID-19: testing by laboratory

Data through Feb 4, 2021 verified as of Feb 5, 2021 at 09:25 AM

Data in this report are provisional and subject to change.

The numbers in the table below represent the number of Florida and non-Florida residents for whom test results were received by the Department of Health. A person can be tested by more than one laboratory and can have both positive and negative results. **Therefore, the sum of the numbers in each column will be larger than the total number of people tested.**

Reporting lab	Inconclusive	Negative	Positive	Percent positive	Total
MEDEXPRESS URGENT CARE- COLUMBIA HEIGH		2			2
CONEMAUGH MEMORIAL MEDICAL CENTER		2			2
SWEDISH COVENANT HOSPITAL			2	100%	2
FASTCARE LLC			2	100%	2
AZALEA HEALTH AND REHABILITATION		2			2
CVS NJ862POCT MARLBORO		2			2
WARD MEMORIAL HOSPITAL		2			2
CALIFORNIA DIVISION OF COMMUNICABLE DISEASE CONTROL			2	100%	2
Kroger 093 - The Little Clinic Stapleton		1	1	50%	2
TRUE HEALTH INC			2	100%	2
KEY WEST HMA PHYSICIAN MANAGEMENT, LLC			2	100%	2
TENNESSEE VALLEY HCS			2	100%	2
WEAKLEY COUNTY REHAB AND NURSING CENTER		2			2
Kroger 020 - The Little Clinic Wheat Ridge		2			2
MEDEXPRESS URGENT CARE-SALINA, S 9TH ST		2			2
MINUTECLINIC DIAG OF IND, LLC #8645		2			2
Kroger 388 - The Little Clinic Braelinn Village		2			2
Bedford Care Center of Hattiesburg		2			2
ASCENSION ST VINCENT'S RIVERSIDE			2	100%	2
OELWEIN HEALTH CARE CENTER		2			2
PINARD HOME HEALTH SERVICES INC			2	100%	2
SOUTH FLORIDA PEDIATRIC PARTNERS			2	100%	2
CVS OH6147POCT COLUMBUS		1	1	50%	2
MINUTECLINIC MINUTECLINIC #4978		1	1	50%	2
BRIGHAM AND WOMEN'S HOSPITAL			2	100%	2
MEDEXPRESS URGENT CARE - SPRINGDALE, S 40TH STREET		2			2
SIGNATURE HEALTHCARE OF MIDDLEBURG		2			2
VETERANS AFFAIRS MEDICAL CENTER - GREATER LOS ANGELES			2	100%	2
87TH MEDICAL GROUP - MCGUIRE AMBULATORY CARE FACILITY		2			2
WE CARE HOME HEALTH SOLUTIONS LLC			2	100%	2
JACKSON LABORATORY OF GENOMIC MEDICINE		2			2
TRINITAS REGIONAL MEDICAL CENTER		1	1	50%	2
Providence of Sparta Health and Rehabilitation		2			2
KAILOS GENETICS INC			2	100%	2
NORTH MCALLEN PEDIATRIC CENTER			2	100%	2
GREEN POINT RX INC DBA ALTRU CHEMISTS		2			2
FLORIDA DEPARTMENT OF HEALTH IN LEE COUNTY		1	1	50%	2
NAVAL MEDICAL CENTER			2	100%	2
AUSTIN REGIONAL CLINIC MICROBIOLOGY LAB			2	100%	2
UNITED MEMORIAL MEDICAL CENTER			2	100%	2
ASPIRUS RIVERVIEW HOSPITAL & CLINICS INC		1	1	50%	2
DOCTORS MEDICAL CTR OF WALTON COUNTY			2	100%	2
PALMETTO FAMILY HEALTH CENTER			2	100%	2
441 URGENT CARE-MULBERRY			2	100%	2
MAIN STREET MEDICAL CENTERS		2			2
MID-FLORIDA PATHOLOGY LLC - MOBILE UNIT # 3			2	100%	2

COVID-19: testing by laboratory

Data through Feb 4, 2021 verified as of Feb 5, 2021 at 09:25 AM

Data in this report are provisional and subject to change.

The numbers in the table below represent the number of Florida and non-Florida residents for whom test results were received by the Department of Health. A person can be tested by more than one laboratory and can have both positive and negative results. **Therefore, the sum of the numbers in each column will be larger than the total number of people tested.**

Reporting lab	Inconclusive	Negative	Positive	Percent positive	Total
NDX-CORE LAB			2	100%	2
RIVERVIEW MEDICAL CLINIC		2			2
Good Samaritan Society-Blackduck		1	1	50%	2
SOUTHEAST GEORGIA HEALTH SYSTEM			2	100%	2
BAPTIST HOSPITAL OF MIAMI MCI BROWARD LABORATORY			2	100%	2
MATHER HOSPITAL			2	100%	2
METROHEALTH SYSTEM			2	100%	2
UT AUSTIN UNIVERSITY HEALTH SERVICES			2	100%	2
FALCON HEALTH CENTER			2	100%	2
PHOEBE BERKS HEALTH CARE CENTER		2			2
MD NOW URGENT CARE MEDICAL CENTERS INC			2	100%	2
MINUTE-CLINIC DIAGNOSTIC OF VIRGINIA,		2			2
EXPRESS CARE WALK-IN CLINIC			2	100%	2
CROSTOWN PHARMACY		2			2
PROGRESSIVE MEDICAL LAB LLC			1	100%	1
MEDEXPRESS URGENT CARE - MYLAN			1	100%	1
COLONIAL MEDICAL CENTER-EAST ORLANDO			1	100%	1
HEALTH MED HOME CARE, LLC		1			1
CLARKSVILLE MANOR INC		1			1
Heritage of Red Cloud		1			1
Manor Care Health Care Services - Williamsport North		1			1
CHATSWORTH ASSISTED LIVING COMMUNITY AT PGA NATIONAL			1	100%	1
Oakview Manor Health and Rehab		1			1
Dulles Health and Rehab Center		1			1
ADVANCED HEALTHCARE ASSOCIATES		1			1
BHA TITUSVILLE CLINIC			1	100%	1
CFHC - FROSTPROOF			1	100%	1
HIBISCUS COURT			1	100%	1
AUTUMN CARE OF STATESVILLE, LLC		1			1
WESTOX LABS		1			1
FRASER MEMORIAL HOSPITAL			1	100%	1
DORA HOME CARE			1	100%	1
GADSDEN COUNTY HEALTH DEPARTMENT			1	100%	1
WOMENS CARE FLORIDA LLC			1	100%	1
CVS AZ5892POCT LAVERN		1			1
WILMINGTON NURSING AND REHAB			1	100%	1
CARENOW URGENT CARE-HENDERSONVILLE		1			1
ANDREWS			1	100%	1
CLINTON DRUG STORE		1			1
SOMA MEDICAL CENTER PA #3 GREENACRES			1	100%	1
HANCOCK REGIONAL HOSPITAL		1			1
CVS SC2736POCT MURRELLS INLET		1			1
PRIME CARE FAMILY MEDICINE			1	100%	1
COMMONWEALTH OF VIRGINIA DIVISION OF CONSOLIDATED LABORATORY SERVICES			1	100%	1
SUNY AT STONY BROOK			1	100%	1
SUN CITY DIAGNOSTIC CENTER			1	100%	1

COVID-19: testing by laboratory

Data through Feb 4, 2021 verified as of Feb 5, 2021 at 09:25 AM

Data in this report are provisional and subject to change.

The numbers in the table below represent the number of Florida and non-Florida residents for whom test results were received by the Department of Health. A person can be tested by more than one laboratory and can have both positive and negative results. **Therefore, the sum of the numbers in each column will be larger than the total number of people tested.**

Reporting lab	Inconclusive	Negative	Positive	Percent positive	Total
Kroger - KRO03400316			1	100%	1
CLINICAL LABORATORY DEPARTMENT			1	100%	1
NEMOURS CHILDRENS URGENT CARE			1	100%	1
Ashland Place Health and Rehabilitation, LLC		1			1
CARINGPLUS HOMECARE LLC			1	100%	1
Villa Maria			1	100%	1
IDAHO HEALTH DEPARTMENT			1	100%	1
BAPTIST HEALTH URGENT CARE AT PLANTATION		1			1
MEDEXPRESS URGENT CARE-BRENTWOOD		1			1
Riverside Nursing & Rehabilitation Center		1			1
APPLECARE URGENT CARE KINGSLAND			1	100%	1
TREASURE COAST COMMUNITY HEALTH INC			1	100%	1
GENESIS HOME HEALTH CARE SERVICES OF			1	100%	1
HEALTH NETWORK			1	100%	1
AFTER HOURS CLINIC			1	100%	1
HSRE-ASL CASSELBERRY TRS, LLC			1	100%	1
MEDICAL CITY DENTON			1	100%	1
CVS PA1193POCT JENKINTOWN		1			1
Southwest Louisiana Veterans Home			1	100%	1
Kroger 328 - The Little Clinic Henderson Road		1			1
AVON PARK CLUSTER		1			1
MEDICAL CENTER			1	100%	1
SOUTH DADE NURSING & REHABILITATION CENTER			1	100%	1
MEMORIAL HOSPITAL WEST			1	100%	1
MYCLINIC, INC			1	100%	1
SPORTS MEDICINE CLINIC - U OF WYOMING			1	100%	1
TREASURE COAST URGENT & FAMILY CARE			1	100%	1
CENTRAL FL INTERNAL MEDICINE ASSOCIATES LLC		1			1
NULEASE MEDICAL SOLUTIONS			1	100%	1
ST LUKES SURGICAL AT THE VILLAGES INC			1	100%	1
BAYLOR SCOTT & WHITE ALL SAINTS MEDICAL CENTER FT			1	100%	1
Kroger 419 - The Little Clinic Farmington/Exeter		1			1
HARTFORD HEALTH CARE & REHABILITATION			1	100%	1
PSL JAX BEACH OPERATIONS LLC			1	100%	1
Smg At Bridgewater Family Medicine		1			1
LAB TEST KENDALL LLC		1			1
DOCTORS HOSPITAL OF LAREDO			1	100%	1
Henry County Health and Rehabilitation		1			1
LRGHEALTHCARE		1			1
NORTH BREVARD CHILDRENS MEDICAL CENTER			1	100%	1
DORAL KIDNEY CENTER			1	100%	1
UT HEALTH RGV CLINICAL LABORATORY			1	100%	1
MERITER LABORATORIES			1	100%	1
CVS TX8321POCT MCKINNEY		1			1
THYROID SPECIALTY LABORATORY			1	100%	1
HIGHLAND LABORATORY			1	100%	1

COVID-19: testing by laboratory

Data through Feb 4, 2021 verified as of Feb 5, 2021 at 09:25 AM

Data in this report are provisional and subject to change.

The numbers in the table below represent the number of Florida and non-Florida residents for whom test results were received by the Department of Health. A person can be tested by more than one laboratory and can have both positive and negative results. **Therefore, the sum of the numbers in each column will be larger than the total number of people tested.**

Reporting lab	Inconclusive	Negative	Positive	Percent positive	Total
HERNANDO CHILDREN'S			1	100%	1
BAPTIST HOSPITAL LABORATORY			1	100%	1
MEDICAL ASSOCIATES OF CARTER		1			1
POUDRE VALLEY HOSPITAL			1	100%	1
DW MCMILLAN MEMORIAL HOSPITAL LABORATORY			1	100%	1
PROVIDENCE HOSPITAL			1	100%	1
Allen Health and Rehabilitation		1			1
Kroger 753 - The Little Clinic Goss Avenue		1			1
ROSE MEDICAL CENTER LAB			1	100%	1
HEALTH GUAGE			1	100%	1
ROSLYN INTERNAL MEDICINE		1			1
Manor Care Health Services- Wilmington			1	100%	1
CORPORATION OF AMERICA		1			1
MISSION HOSPITAL			1	100%	1
Masonic Medical Research Institute			1	100%	1
BIODORON LABORATORIES			1	100%	1
ADVANCED MEDICAL LABORATORIES (AML)			1	100%	1
LAB PLUS, LLC AT ASCENSION SAINT THOMA		1			1
Life Care Center of Paradise Valley		1			1
PROVIDENCE PORTLAND MEDICAL CENTER		1			1
QUALITY LAB			1	100%	1
ASCENSION ST VINCENT'S - WESTSIDE			1	100%	1
DEACONESS URGENT CARE CENTER			1	100%	1
ADVENTHEALTH HOME CARE WATERMAN			1	100%	1
ENCORE AT BOCA RATON, THE			1	100%	1
Parkside Manor		1			1
MARYWOOD HEIGHTS		1			1
Mountain City Care and Rehabilitation Center		1			1
WELLPATH			1	100%	1
BAYFRONT CARDIOVASCULAR ASSOCIATES			1	100%	1
INHEALTH LIFE SCIENCES LLC			1	100%	1
BIOLOGICAL AND CHEMICAL EMERGENCIES LABORATORY			1	100%	1
MINUTECLINIC DIAGNOSTIC, PA		1			1
ORLANDO HEALTH PHYSICIAN GROUP INC			1	100%	1
KIOSK MEDICINE KENTUCKY LLC		1			1
BOLLES SCHOOL, THE			1	100%	1
SHANNON MEDICAL CENTER			1	100%	1
Arlington Care Center			1	100%	1
NASSAU COUNTY HEALTH DEPARTMENT		1			1
OSF SAINT FRANCIS MEDICAL CENTER			1	100%	1
LEGACY ER AND URGENT CARE			1	100%	1
TALLAHASSEE MEMORIAL HEALTHCARE			1	100%	1
ST FRANCIS MEDICAL CENTER			1	100%	1
American Fork Care Center dba Heritage Care Center		1			1
GSM OCED Subsection			1	100%	1
BLACK STALLION WALK IN AND EXERCISE CLINICS LLC		1			1

COVID-19: testing by laboratory

Data through Feb 4, 2021 verified as of Feb 5, 2021 at 09:25 AM

Data in this report are provisional and subject to change.

The numbers in the table below represent the number of Florida and non-Florida residents for whom test results were received by the Department of Health. A person can be tested by more than one laboratory and can have both positive and negative results. **Therefore, the sum of the numbers in each column will be larger than the total number of people tested.**

Reporting lab	Inconclusive	Negative	Positive	Percent positive	Total
HUNTSVILLE HOSPITAL			1	100%	1
HERNANDO COUNTY HEALTH DEPT			1	100%	1
YUMA REGIONAL MEDICAL CENTER			1	100%	1
US LABORATORIES			1	100%	1
WALGREENS NO 10512			1	100%	1
CORPUS CHRISTI MEDICAL CENTER			1	100%	1
MIL LAKE HEALTHCARE CENTER INC PEDIATRICS			1	100%	1
Kroger 686 - The Little Clinic Farragut		1			1
Kroger 49 - The Little Clinic Wichita - 21st St.			1	100%	1
PUBLIC HEALTH LABORATORIES			1	100%	1
KEY WEST BRANCH MEDICAL CLINIC			1	100%	1
SOUTHERN WINDS			1	100%	1
ALTA BATES SUMMIT MEDICAL CENTER CLINICAL LAB			1	100%	1
BRISTOL REGINAL MEDICAL CENTER			1	100%	1
PARKWAY REGIONAL MEDICAL CENTER LAB			1	100%	1
HOLYOKE MEDICAL CENTER			1	100%	1
LAB. CORP. OF AMERICA			1	100%	1
HALIFAX FAMILY HEALTH CENTER			1	100%	1
LAKE VIEW COURT		1			1
SILVER SPRINGS SHORES DIALYSIS			1	100%	1
Raleigh Center (WV)			1	100%	1
SELF REGIONAL HEALTHCARE			1	100%	1
STATE OF CALIFORNIA DOH SERVICES			1	100%	1
SOUTHERN HILLS MEDICAL CENTER			1	100%	1
Accordius Health at Gastonia			1	100%	1
LONESTAR 24HRER MANAGEMENT LLC DBA LONESTAR 24HRER			1	100%	1
CVS IL8750POCT CHICAGO		1			1
ABBOTT LABORATORIES - OCCUPATIONAL HEALTH SERVICES			1	100%	1
SUNCOAST COMMUNITY HEALTH CENTERS INC		1			1
EXACCARE KINGSTON, LLC			1	100%	1
MULTICARE PHYSICIANS			1	100%	1
ALL PRO ORTHOPEDICS & SPORTS MEDICINE, PA			1	100%	1
SYNAPSE ANALYTICAL LABS		1			1
EXCEL URGENT CARE OF NJ			1	100%	1
SHERIDAN AT HOBE SOUND, THE			1	100%	1
MINUTECLINIC DIAGNOSTIC OF KANSAS, PC		1			1
REGIONAL MED CTR BAYONET POINT			1	100%	1
Monument Health Custer Care Center		1			1
BRANDON OUTREACH CLINIC			1	100%	1
NEW ULM MEDICAL CENTER			1	100%	1
WELLINGTON WEST 100176			1	100%	1
Remarkable Healthcare Dallas			1	100%	1
PLEASANT RIDGE MANOR WEST		1			1
EXPRESS LAB LIVINGSTON			1	100%	1
FLORIDA KEYS PED AND ADOLES CTR			1	100%	1
ANY LAB TEST FAST CORP			1	100%	1

COVID-19: testing by laboratory

Data through Feb 4, 2021 verified as of Feb 5, 2021 at 09:25 AM

Data in this report are provisional and subject to change.

The numbers in the table below represent the number of Florida and non-Florida residents for whom test results were received by the Department of Health. A person can be tested by more than one laboratory and can have both positive and negative results. **Therefore, the sum of the numbers in each column will be larger than the total number of people tested.**

Reporting lab	Inconclusive	Negative	Positive	Percent positive	Total
VERITAS GENETICS, INC.			1	100%	1
Consulate Health Care of Tallahassee			1	100%	1
ATHENS MEDICAL CENTER			1	100%	1
CVS IN6608POCT NEW PALESTINE			1	100%	1
CHATEAU MADELEINE - SENIOR LIVING & MEMORY CARE			1	100%	1
DEVITA		1			1
CVS SC5479POCT INDIAN LAND		1			1
AVERA SACRED HEART HOSPITAL			1	100%	1
LABTOX LABORATORIES			1	100%	1
MEDEXPRESS URGENT CARE - LINCOLN		1			1
PALMA CEIA MED GROUP-SWANN		1			1
PREVENTIVE CARDIOLOGY AND INTERNAL MEDICINE ASSOCI			1	100%	1
LABORATORY COPORATION OF AMERICA			1	100%	1
UUHC - REDSTONE HEALTH CENTER LABORATORY			1	100%	1
CARDIAC AND VASCULAR CONSULTANTS MD PA		1			1
CARENOW LAKE WORTH			1	100%	1
MINUTE CLINIC LLC #1909		1			1
KETTERING MEDICAL CENTER			1	100%	1
ASANTE ROGUE REGIONAL MEDICAL CENTER L		1			1
UF HEALTH THE VILLAGES			1	100%	1
BAPTIST HEALTH EXPRESS CARE			1	100%	1
MEDEXPRESS URGENT CARE - BENTONVILLE		1			1
ALABAMA REFERENCE LAB			1	100%	1
Kroger 539 - The Little Clinic Memorial Blvd.		1			1
NEMOURS CHILDREN'S HOSPITAL			1	100%	1
ADVENTHEALTH SENIOR CARE AT ORMOND			1	100%	1
KIDSVILLE PEDIATRICS III PA			1	100%	1
HAMILTON CI MAIN UNIT ANNEX/ WORK CAMP			1	100%	1
SHAW MEDICAL GROUP LLC			1	100%	1
PASCO COUNTY HEALTH DEPARTMENT			1	100%	1
METHODISM MIDLOTHIAN MEDICAL CENTER			1	100%	1
GOOD SAMARITAN HOSPITAL			1	100%	1
ASSOCIATES IN INTERNAL MEDICINE PA			1	100%	1
CLEVELAND HEARTLAB			1	100%	1
NORTH WEST FLORIDA DIAGNOSTIC ENOCRINOLOGY CLINIC			1	100%	1
ADVANCE GASTROENTEROLOGY			1	100%	1
OMNICARE PHARMACY OF TEXAS 1, LP		1			1
Manor Care of Dallastown d/b/a ManorCare Health Services - Dallastown		1			1
JMC TALLAHASSEE, LLC			1	100%	1
NORTH OKALOOSA CLINIC CORP		1			1
BROOKSVILLE REGIONAL HOSPITAL			1	100%	1
MD NOW MEDICAL CENTERS, INC			1	100%	1
Avera Sr. James Care Center		1			1
ALL CARE URGENT CARE			1	100%	1
SIGNATURE CARE MIDLAND			1	100%	1
GADSDEN FAMILY PRACTICE		1			1

COVID-19: testing by laboratory

Data through Feb 4, 2021 verified as of Feb 5, 2021 at 09:25 AM

Data in this report are provisional and subject to change.

The numbers in the table below represent the number of Florida and non-Florida residents for whom test results were received by the Department of Health. A person can be tested by more than one laboratory and can have both positive and negative results. **Therefore, the sum of the numbers in each column will be larger than the total number of people tested.**

Reporting lab	Inconclusive	Negative	Positive	Percent positive	Total
WEST COAST CLINICAL LABS INC			1	100%	1
DOYLESTOWN HOSPITAL			1	100%	1
HOUSTON DEPARTMENT OF HEALTH AND HUMAN SERVICES			1	100%	1
USCG AIR STATION CLEARWATER CLINIC			1	100%	1
WALGREENS # 12338		1			1
Kroger 549 - The Little Clinic Clinton Highway		1			1
ELATION HEALTH		1			1
YOUR KIDS URGENT CARE			1	100%	1
ABSOLUTE CAREGIVERS HOME HEALTH AGENCY INC			1	100%	1
JACK M MATHENY II MD			1	100%	1
AUGUSTA HEALTH CLINICAL LABORATORY			1	100%	1
GENEVA FAMILY HEALTH			1	100%	1
TMH URGENT CARE CENTER			1	100%	1
Melbourne Terrace Rehabilitation Center			1	100%	1
NORTHEAST FLORIDA HEALTH SERVICES			1	100%	1
MID-FLORIDA CANCER CENTERS		1			1
Wedgewood Manor		1			1
NABI		1			1
UMASS MEMORIAL MEDICAL CENTER, INC		1			1
FRESENIUS KIDNEY CARE FORT WALTON BEACH			1	100%	1
CONNECTICUT PEDIATRICS @ CHC		1			1
SARASOTA MEMORIAL HOSPITAL		1			1
Freedom Pointe at The Villages			1	100%	1
Bayou Vista Community Care Center			1	100%	1
CQUENTIA NGS, LLC			1	100%	1
SPRINGFIELD HOSPITAL			1	100%	1
CYPRESS CREEK DIALYSIS CTR			1	100%	1
INDIGO PALMS			1	100%	1
ONslow COUNTY HEALTH DEPARTMENT			1	100%	1
DECATUR MORGAN HOSPITAL - DECATUR GENE		1			1
Bolingreen Health and Rehabilitation		1			1
CHRISTUS SPOHN HOSPITAL			1	100%	1
BAPTIST HEALTH MEDICAL PLAZA			1	100%	1
EAST END PEDIATRICS		1			1
MEMORIAL HOSPITAL OF TAMPA			1	100%	1
OMNI HEALTHCARE INC			1	100%	1
GAMMA HEALTHCARE, INC		1			1
15 TO KNOW			1	100%	1
CLIFTON-FINE HOSPITAL LABORATORY		1			1
NEW YORK STATE DEPARTMENT OF HEALTH			1	100%	1
CLEVELAND CLINIC FLORIDA WAIVED			1	100%	1
HEARTLAND OF ZEPHYRHILLS FL, LLC			1	100%	1
MEDEXPRESS URGENT CARE - ANDERSON		1			1
Crisp Regional Nursing and Rehab Center		1			1
FAMILY PRACTICE OF CENTRAL FLORIDA PA			1	100%	1
Buena Vista Care Center		1			1

COVID-19: testing by laboratory

Data through Feb 4, 2021 verified as of Feb 5, 2021 at 09:25 AM

Data in this report are provisional and subject to change.

The numbers in the table below represent the number of Florida and non-Florida residents for whom test results were received by the Department of Health. A person can be tested by more than one laboratory and can have both positive and negative results. **Therefore, the sum of the numbers in each column will be larger than the total number of people tested.**

Reporting lab	Inconclusive	Negative	Positive	Percent positive	Total
DR JAMES D FORBES FAMILY CARE CENTER			1	100%	1
SHANDS JACKSONVILLE CLINICAL CENTER			1	100%	1
Garden Villa Bedford		1			1
Oak Hill Health & Rehabilitation Center			1	100%	1
CLINICAL MICROBIOLOGY LAB FAIRVIEW UNIVERSITY HOSPITAL			1	100%	1
SEATTLE-KING COUNTY			1	100%	1
MEMORIAL HOSPITAL LOS BANOS			1	100%	1
WHEATON FRANCISCAN LABORATORY			1	100%	1
CELEBRATION FAMILY PHYSICIANS LLC			1	100%	1
Alden North Shore			1	100%	1
UNLIMITED MEDICAL SERVICES OF FL PL DBA		1			1
MEDEXPRESS URGENT CARE - WICHITA, N MAIZE RD		1			1
TRIPLE O RESEARCH INSTITUTE PA			1	100%	1
ADVANCE CARDIOVASCULAR IMAGING, INC			1	100%	1
COSTCO PHARMACY #1023			1	100%	1
MEDEXPRESS URGENT CARE - CONWAY		1			1
ST VINCENTS OUTPATIENT IMAGING		1			1
MEDEXPRESS URGENT CARE - RUSSELLVILLE, W MAIN ST		1			1
MERCY MEDICAL CENTER INC			1	100%	1
URGENT DOC -NACOGODOCHES CLINIC			1	100%	1
DOCTORS AFTER HOURS URGENT CARE CENTER			1	100%	1
BLOSSOMS ASSISTED LIVING 1 LLC			1	100%	1
VANDERBILT UNIVERSITY MEDICAL CENTER			1	100%	1
MEA PRIMARY CARE PLUS BYRAM			1	100%	1
ASHLEY PEDICATRICS DAY AND NIGHT CLINIC			1	100%	1
Cerentia Senior Care-White Bear Lake		1			1
MED TECH CLINICAL LABORATORY		1			1
NAVARRO MEDICAL CENTERS LLC			1	100%	1
MINUTECLINIC LLC (2335)		1			1
VIVIAN SIMMONS FAMILY PRACTICE			1	100%	1
YOUR HEALTH PEDIATRICS INC			1	100%	1
TALLAHASSEE DIALYSIS		1			1
Moab Regional Hospital			1	100%	1
Cooperstown Center for Nursing and Rehabilitation		1			1
WINCHESTER HOSPITAL			1	100%	1
NANCY M WORTHINGTON MD PA			1	100%	1
CITRUS DERMATOLOGY			1	100%	1
THE INTERNAL MEDICAL GROUP		1			1
CVS IN5696POCT FORT WAYNE		1			1
EVANS FAMILY CARE PA			1	100%	1
HATLEY HEALTH CARE, INC		1			1
DR. G'S URGENT CARE			1	100%	1
ODYSSEY HEALTH CARE OF MARION COUNTY LLC		1			1
ONPOINT URGENT CARE			1	100%	1
LIFE CARE CENTER OF HILTON HEAD		1			1
WARREN GENERAL HOSPITAL			1	100%	1

COVID-19: testing by laboratory

Data through Feb 4, 2021 verified as of Feb 5, 2021 at 09:25 AM

Data in this report are provisional and subject to change.

The numbers in the table below represent the number of Florida and non-Florida residents for whom test results were received by the Department of Health. A person can be tested by more than one laboratory and can have both positive and negative results. **Therefore, the sum of the numbers in each column will be larger than the total number of people tested.**

Reporting lab	Inconclusive	Negative	Positive	Percent positive	Total
PEDIATRIC ASSOCIATES - JACKSONVILLE			1	100%	1
Kroger 968 - The Little Clinic Colerain Township		1			1
ALL4KIDZ PEDIATRICS LLC		1			1
MAINE HEALTH AND ENVIRONMENTAL TESTING LABORATORY			1	100%	1
Walgreens #9890		1			1
JPS HEALTH CENTER AT TRUE WORTH PLACE			1	100%	1
FAU MEMORY & WELLNESS CENTER			1	100%	1
CHIPOLA QUICK CARE			1	100%	1
Lynwood		1			1
CVS OH6164POCT DELAWARE		1			1
MID FLORIDA DERMATOLOGY ASSOCIATES PA			1	100%	1
WILLAMETTE VALLEY TOXICOLOGY LLC		1			1
PROGRESSIVE URGENT CARE, PC			1	100%	1
TILLAMOOK COUNTY GENERAL HOSPITAL LAB		1			1
PEDIATRIC PARTNERS ZEPHYRHILLS			1	100%	1
Courtenay Springs Village			1	100%	1
San Antonio Residence and Rehabilitation Center		1			1
Crowne Place Assisted Living		1			1
NEW SMYRNA BEACH AMBULATORY CARE CTR			1	100%	1
Washington County Nursing Home			1	100%	1
GALVESTON COUNTY HEALTH DISTRICT			1	100%	1
Brio of Johnston		1			1
WALGREENS #5130			1	100%	1
DAVENPORT PEDIATRICS PA			1	100%	1
Kroger 687 - The Little Clinic Sugar Hill			1	100%	1
HIGHLANDS CLINICAL LABORATORY			1	100%	1
EH FARGO HOSPITAL LABORATORY			1	100%	1
OUCH URGENT CARE			1	100%	1
MINUTECLINIC DIAGNOSTIC OF VIRGINIA, LLC #1416		1			1
FAMILY MEDICAL CENTER OF HOLLYWOOD PA			1	100%	1
FAITH FAMILY PRACTICE			1	100%	1
HIGH DESERT COURT GROUP HOME			1	100%	1
DOCTORS CARE - GREER		1			1
GWINNETT MEDICAL CENTER			1	100%	1
COLLIER BLVD HMA PHYSICIANS MANAGEMENT LLC			1	100%	1
NORTH SHORE HEMATOLOGY-ONCOLOGY ASSOCIATES		1			1
Kroger 647 - The Little Clinic Newnan Crossings			1	100%	1
LAKE REGIONAL HEALTH			1	100%	1
MOSOLF PEDIATRICS PA			1	100%	1
MRMC LAB MICRO			1	100%	1
RIVERTON CBOC			1	100%	1
PANCARE HEALTH - BRUCE			1	100%	1
HAWKEYE CARE CENTER DUBUQUE		1			1
HEALTH CARE SERVICES LC			1	100%	1
LANGLADE			1	100%	1
ORMOND MEDICAL ARTS FAMILY PRACTICE PL			1	100%	1

COVID-19: testing by laboratory

Data through Feb 4, 2021 verified as of Feb 5, 2021 at 09:25 AM

Data in this report are provisional and subject to change.

The numbers in the table below represent the number of Florida and non-Florida residents for whom test results were received by the Department of Health. A person can be tested by more than one laboratory and can have both positive and negative results. **Therefore, the sum of the numbers in each column will be larger than the total number of people tested.**

Reporting lab	Inconclusive	Negative	Positive	Percent positive	Total
CENTRAL TX URGENT CARE			1	100%	1
CARBON HEALTH			1	100%	1
CVS OH4359POCT HUDSON		1			1
MEDEXPRESS URGENT CARE - LEOMINSTER		1			1
CVS PA371POCT PHILADELPHIA		1			1
Good Samaritan Society-Atkinson		1			1
CMC MERCY LABORATORY			1	100%	1
FLORIDA HOSPITAL TRANSPLANT CENTER		1			1
The Carrington		1			1
MID-SOUTH URGENT CARE, PLLC			1	100%	1
CURA LABORATORY SERVICES			1	100%	1
ATLANTIS VISION CENTER			1	100%	1
INNOVATIVE HEALTH DIAGNOSTIC OF CALIFORNIA			1	100%	1
Kroger - KRO01100688			1	100%	1
NORTH COUNTRY FAMILY HEALTH CENTER INC		1			1
ENCOMPASS HEALTH REHABILITATION			1	100%	1
ADVANTA LABS, LLC		1			1
Kroger 923 - The Little Clinic Centerville		1			1
SELECT SPECIALTY HOSPITAL - ORLANDO SOUTH			1	100%	1
Walgreens #5421		1			1
STANLY REGIONAL MEDICAL CENTER			1	100%	1
SHP WESTCHESTER LLC		1			1
COASTAL PEDIATRICS LLC			1	100%	1
VIRGINIA UROLOGY		1			1
GENESIS MICROBIOLOGY LAB		1			1
WALGREENS NO 19542		1			1
PENNY PEDIATRICS		1			1
EASTMAN HEALTHCARE & REHAB		1			1
KEY BISCAYNE PEDIATRIC ASSOCIATES INC			1	100%	1
CARSON NURSING AND REHABILITATION CENTER		1			1
TMH PHYSICIAN PARTNERS			1	100%	1
SWIFTCARE URGENT CARE, PLLC			1	100%	1
BEST CARE COMMUNITY AND FAMILY HEALTH CENTER INC			1	100%	1
ADVENTHEALTH MEDICAL GROUP ADULT AND SENIOR HEALTH			1	100%	1
BROOKDALE PALM COAST		1			1
Hackensack Univ Medical Center At Pasc		1			1
Country View of Sunbury			1	100%	1
NORTHEAST TEXAS DIALYSIS		1			1
BAPTIST HOSPITAL EAST			1	100%	1
CVS PA1074POCT KENNETT SQUARE		1			1
PROGRESSIVE MEDICAL RESEARCH			1	100%	1
MID-FLORIDA PATHOLOGY LLC		1			1
NEMOURS CHILDREN'S PRIMARY CARE			1	100%	1
NATION'S BEST CARE HOME HEALTH			1	100%	1
BETHESDA HOSPITAL			1	100%	1
FLORIDA STATE UNIVERSITY HEALTH SERVICES			1	100%	1

COVID-19: testing by laboratory

Data through Feb 4, 2021 verified as of Feb 5, 2021 at 09:25 AM

Data in this report are provisional and subject to change.

The numbers in the table below represent the number of Florida and non-Florida residents for whom test results were received by the Department of Health. A person can be tested by more than one laboratory and can have both positive and negative results. **Therefore, the sum of the numbers in each column will be larger than the total number of people tested.**

Reporting lab	Inconclusive	Negative	Positive	Percent positive	Total
SMA BEHAVIORAL HEALTH SERVICES INC		1			1
AURORA HEALTH CARE METRO INC			1	100%	1
NORTH CAROLINA STATE LABORATORY OF PUBLIC HEALTH, SPECTRUM LAB NETWORK			1	100%	1
LSU MEDICAL CENTER			1	100%	1
UT HEALTH RIO GRANDE VALLEY PRIMARY CARE AT			1	100%	1
MINUTECLINIC DIAGNOSTIC MED GRP OF ORA			1	100%	1
MISSOURI DEPT. OF HEALTH			1	100%	1
SAINT JOSEPHS HOSPITAL OF ATLANTA			1	100%	1
FAMILY MEDICAL CENTRE			1	100%	1
ADVANCE HEALTH AND WELLNESS SOLUTIONS			1	100%	1
SPECTRUM LUDINGTON			1	100%	1
FAMILY MEDICAL CENTERS			1	100%	1
ELKHART GENERAL HOSPITAL			1	100%	1
VITAL CARE			1	100%	1
TRINITY DIALYSIS			1	100%	1
Orchid Cove at Naples			1	100%	1
HOLMES FAMILY PRACTICE PA			1	100%	1
CROSSROADS URGENT CARE PLLC		1			1
ADVENTHEALTH MEDICAL GROUP UROLOGY AT EAST ORLANDO		1			1
Glenburn Home		1			1
DEVLAB, LLC			1	100%	1
MEMORIALCARE LONG BEACH MEDICAL CENTER			1	100%	1
MIAMI CHILDRENS HOSPITAL MIDTOWN OUTPATIENT CENTER			1	100%	1
MINUTE CLINIC DIAGNOSTIC MED GRP OF CA		1			1
FLORIDA MEDICAL CENTER			1	100%	1
ADVANCED URGENT CARE PLLC		1			1
BEAUMONT HOSPITAL, GROSSE POINTE			1	100%	1
RABI SINHA, MD		1			1
CLUB HEALTH AND REHABILITATION CENTER, THE		1			1
HOLSTON MEDICAL GROUP		1			1
Redwood Springs Healthcare			1	100%	1
MOBILE MEDICAL CLINIC			1	100%	1
A.G. Rhodes		1			1
METROWEST MEDICAL CENTER - FRAMINGHAM			1	100%	1
FELD ENTERTAINMENT			1	100%	1
Kroger 410 - The Little Clinic Trinity		1			1
TWIN			1	100%	1
Metairie Healthcare Center			1	100%	1
BROOKDALE AVONDALE (BU 04360)			1	100%	1
CVS RI326POCT NORTH SMITHFIELD		1			1
SV MOBILE HEALTH			1	100%	1
GREYSTONE HOME HEALTH OF GREATER ORLANDO LLC		1			1
GREATER TAMPA AT HOME			1	100%	1
CALIFORNIA PUBLIC HEALTH LABORATORY			1	100%	1
ARNOLD PALMER HOSPITAL LAB POCT		1			1
BASCOM PALMER-MICRO LAB			1	100%	1

COVID-19: testing by laboratory

Data through Feb 4, 2021 verified as of Feb 5, 2021 at 09:25 AM

Data in this report are provisional and subject to change.

The numbers in the table below represent the number of Florida and non-Florida residents for whom test results were received by the Department of Health. A person can be tested by more than one laboratory and can have both positive and negative results. **Therefore, the sum of the numbers in each column will be larger than the total number of people tested.**

Reporting lab	Inconclusive	Negative	Positive	Percent positive	Total
Sevierville Health and Rehabilitation		1			1
MILFORD REGIONAL HOSPITAL			1	100%	1
Ramsey Village		1			1
AURORA CONSOLIDATED LABORATORY			1	100%	1
The Center at Centennial			1	100%	1
ANMED HEALTH MEDICAL CENTER			1	100%	1
PRIORITY CARE LLC			1	100%	1
Beth Shalom Home of Eastern Virginia			1	100%	1
VAULT MEDICAL SERVICES			1	100%	1
Hillside Manor Rehabilitation and Extended Care Center		1			1
ALLEGANY COUNTY DEPARTMENT OF HEALTH		1			1
IRA FIALKO DO			1	100%	1
MEDCARE-GARNERS FERRY			1	100%	1
WEST BOCA MEDICAL CENTER			1	100%	1
CLINICAL PATHOLOGY LABORATORIES SOUTHEAST INC			1	100%	1
Bon Secours Place			1	100%	1
WEST DADE PEDIATRICS			1	100%	1
Riviera Health Resort		1			1
DIXIE REGIONAL MEDICAL CENTER			1	100%	1
PASSPORT HEALTH ORLANDO		1			1
MIDWAY SPECIALTY CARE CENTER INC		1			1
MEMORIAL HEALTH UNIVERSITY MEDICAL CENTER			1	100%	1
Waters of Covington		1			1
Imperial Healthcare Centre			1	100%	1
HEALTH EXPRESS		1			1
SHAH			1	100%	1
LEXINGTON HOSPITAL CORPORATION			1	100%	1
CONWAY - SHERWOOD URGENT CARE			1	100%	1
CVS CA9606POCT TEMECULA		1			1
SIGNATURE CARE COLLEGE STATION			1	100%	1
MED CHOICE CENTER OF NORTH MIAMI			1	100%	1
Kroger 682 - The Little Clinic New Holland Market			1	100%	1
GEORGE WASHINGTON UNIVERSITY HOSPITAL			1	100%	1
CHILDREN'S MEMORIAL HOSPITAL			1	100%	1
TANGLEWOOD MANOR		1			1
CENTRAL TX MEDICAL CENTER - LAB			1	100%	1
WESTEX URGENT CARE, PLLC			1	100%	1
JOSEPH SCHENKER MD PC		1			1
CFCH - FROSTPROOF			1	100%	1
DEBORAH HEART AND LUNG CENTER		1			1
WINTER PARK MEMORIAL HOSPITAL LABORATORY		1			1
FLAGLER CARE CENTER			1	100%	1
ROCKLEDGE HEALTH & REHABILITATION CENTER			1	100%	1
PHYSICIANS PREMIER			1	100%	1
Brynwood Health & Rehabilitation Center			1	100%	1
MEDSTAR HEALTH URGENT CARE			1	100%	1

COVID-19: testing by laboratory

Data through Feb 4, 2021 verified as of Feb 5, 2021 at 09:25 AM

Data in this report are provisional and subject to change.

The numbers in the table below represent the number of Florida and non-Florida residents for whom test results were received by the Department of Health. A person can be tested by more than one laboratory and can have both positive and negative results. **Therefore, the sum of the numbers in each column will be larger than the total number of people tested.**

Reporting lab	Inconclusive	Negative	Positive	Percent positive	Total
Senatobia Healthcare & Rehab		1			1
ST. LUKES HOSPITAL			1	100%	1
SIMPLY HEALTHCARE AND WELLNESS CLINIC, PC			1	100%	1
MEDICAL CLINIC OF HOUSTON			1	100%	1
EUGENE T FINAN, MD			1	100%	1
Gulf Coast health and Rehabilitation, LLC		1			1
COMMUNITY MEDICAL CARE			1	100%	1
BAXTER REGIONAL MEDICAL CENTER			1	100%	1
MEDCOR INC			1	100%	1
HOWELL BRANCH COURT			1	100%	1
STAMFORD HOSPITAL			1	100%	1
CVS CT288POCT BRISTOL		1			1
AUTUMN HOUSE			1	100%	1
ATLANTIC DIAGNOSTICS			1	100%	1
Fulton County Medical Center Long Term Care			1	100%	1
INDIANA STATE DEPARTMENT OF HEALTH CLINIC MICROBIOLOGY		1			1
GENESEE COUNTY HEALTH DEPARTMENT		1			1
REELFOOT FAMILY WALK-IN CLINIC		1			1
Kroger 699 - The Little Clinic Smyrna		1			1
C A R E S		1			1
MINUTECLINIC DIAG OF IND, LLC #6250		1			1
MEMORIAL SATILLA HEALTH			1	100%	1
JOHN PETER SMITH HOSPITAL- OB TRIAGE			1	100%	1
SAINT PETE MRI			1	100%	1
FIT4LIFE MEDICAL CENTER			1	100%	1
NEW MILFORD HOSPITAL			1	100%	1
DEPT OF VA MEDICAL CENTER - MIAMI			1	100%	1
HUDSON REGIONAL HOSPITAL			1	100%	1
KENNEDY BOULEVARD DIALYSIS			1	100%	1
NORTHSIDE FAMILY MEDICINE AND URGENT CARE (HOLLY SPRINGS)		1			1
Kroger 618 - The Little Clinic Trail Creek Village		1			1
APOPKA FAMILY HEALTH CENTER			1	100%	1
Accordius Health at Harrisonburg		1			1
RAJ K PAI MD PA			1	100%	1
Chateau Living Center			1	100%	1
ACCESS FAMILY CARE LLC			1	100%	1
GILBERT MEDICAL GROUP			1	100%	1
WESTON COUNTY HEALTH SERVICES			1	100%	1
DAYTONA BEACH CENTRA CARE			1	100%	1
HELIX URGENT CARE			1	100%	1
Kroger 895 - The Little Clinic Green Hills		1			1
HALE KUPUNA HERITAGE HOME		1			1
SPECTRUM LABORATORY			1	100%	1
PALOMAR MEDICAL CENTER			1	100%	1
Kroger 550 - The Little Clinic Bellevue		1			1
CVS IN6559POCT AVON		1			1

COVID-19: testing by laboratory

Data through Feb 4, 2021 verified as of Feb 5, 2021 at 09:25 AM

Data in this report are provisional and subject to change.

The numbers in the table below represent the number of Florida and non-Florida residents for whom test results were received by the Department of Health. A person can be tested by more than one laboratory and can have both positive and negative results. **Therefore, the sum of the numbers in each column will be larger than the total number of people tested.**

Reporting lab	Inconclusive	Negative	Positive	Percent positive	Total
LAKE SUCCESS EXTENDED CARE		1			1
CHAMBREL AT PINECASTLE			1	100%	1
Kroger 086 - The Little Clinic Broomfield-Sheridan		1			1
BROOKDALE FORT WALTON BEACH			1	100%	1
SAINT JOSEPH'S HOSPITAL AND MEDICAL CENTER		1			1
MAYO MEDICAL LABORATORIES			1	100%	1
MINUTECLINIC DIAGNOSTIC OF NH, LLC (CL		1			1
IMMY LABS			1	100%	1
WINDSOR MANOR			1	100%	1
Kroger 339 - The Little Clinic Highlands - Bardstown Road		1			1
Garden View Care Center at Dougherty Ferry		1			1
PRIMARY CARE GROUP LLC		1			1
LAREDO EMERGENCY ROOM			1	100%	1
PENINSULA REGIONAL MED CTR LAB			1	100%	1
SOUTH TEXAS HEALTH SYSTEM ER - WARE ROAD			1	100%	1
CVS TX7162POCT HOUSTON		1			1
CAREFIRST URGENT CARE - BEECHMONT			1	100%	1
OAKMONT WEST- GREENVILLE SC		1			1
CVS OH4301POCT NORTHFIELD		1			1
MISSISSIPPI VALLEY REGIONAL BLOOD CENTER			1	100%	1
CONTINENTAL HOME HEALTH CARE INC			1	100%	1
HAWAII DEPARTMENT OF HEALTH LAB			1	100%	1
CAROMONT HEALTH			1	100%	1
CVS IL2297144CV CHICAGO		1			1
SOUTH FLORIDA URGENT CARE CENTERS, LLC			1	100%	1
QUEST DIAGNOSTICS INCORPORATED			1	100%	1
PREMIUM HOME HEALTH CARE INC			1	100%	1
THE NEW JEWISH HOME		1			1
BLACKBAG DIGITAL HEALTH LLC		1			1
Lenbrook		1			1
ORMOND BEACH DIALYSIS			1	100%	1
DUKE UNIVERSITY POINT OF CARE TESTING PROGRAM			1	100%	1
PALM BEACH COUNTY HEALTH DEPT.			1	100%	1
PALM COAST DIALYSIS		1			1
AVALON MEDICAL GROUP			1	100%	1
CVS TX1057POCT SAN ANTONIO		1			1
IVAN, MAYA			1	100%	1
LabCorp L#09258295 M#09258285			1	100%	1
HENRICO DOCTOR'S LABORATORY			1	100%	1
LAKE COMMUNITY ACTION AGENCY		1			1
RHODE ISLAND DEPARTMENT OF HEALTH LABORATORIES			1	100%	1
Rehab Select of Talladega		1			1
TITUSVILLE REHABILITATION AND NURSING CENTER		1			1
CVS OH3301POCT WOODMERE		1			1
ORLANDO HEALTH MEDICAL GROUP			1	100%	1
Community Care Center of Heritage House, LLC			1	100%	1

COVID-19: testing by laboratory

Data through Feb 4, 2021 verified as of Feb 5, 2021 at 09:25 AM

Data in this report are provisional and subject to change.

The numbers in the table below represent the number of Florida and non-Florida residents for whom test results were received by the Department of Health. A person can be tested by more than one laboratory and can have both positive and negative results. **Therefore, the sum of the numbers in each column will be larger than the total number of people tested.**

Reporting lab	Inconclusive	Negative	Positive	Percent positive	Total
MEDEXPRESS URGENT CARE - WESTFIELD, E MAIN ST			1	100%	1
MEDICAL CITY NORTH HILLS			1	100%	1
THEDACARE FAMILY MEDICINE GATEWAY			1	100%	1
PRISMA HEALTH TUOMEY LABORATORY			1	100%	1
CVS CA9715POCT THOUSAND OAKS		1			1
SOLARIS HEALTHCARE PLANT CITY		1			1
CHILDRENS SPECIALIST PEDIATRIC PULMMOLOGY &			1	100%	1
SANTA MONICA CA-UCLA MC			1	100%	1
PENSACOLA PATHOLOGY		1			1
OHSU LABORATORY SERVICES		1			1
ST JOHN'S RIVERSIDE HOSPITAL		1			1
CVS GA7064POCT STOCKBRIDGE		1			1
HALIFAX HEALTH PRIMARY CARE			1	100%	1
MINUTE CLINIC DIAGNOSTIC PA			1	100%	1
CARENOW MIDTOWN			1	100%	1
FLORIDA CLINICAL LABORATORY INC DBA			1	100%	1
BAYCARE OUTREACH LAB WH SOUTH			1	100%	1
CHESAPEAKE REGIONAL MEDICAL CENTER			1	100%	1
CVS NC7047POCT DURHAM		1			1
ST. PETERSBURG PEDIATRICS-SEMINOLE			1	100%	1
CVS AZ7841POCT TUCSON		1			1
PARKRIDGE MEDICAL CENTER			1	100%	1
EVENING PEDIATRICS INC			1	100%	1
CVS TN7144POCT BARTLETT		1			1
TARRYTOWN PHARMACY			1	100%	1
DOCTOR TODAY URGENT CARE			1	100%	1
CVS CT1123POCT SOUTHBURY		1			1
NONA MEDICAL ARTS		1			1
NORTHWEST TEXAS HEALTHCARE SYSTEM,INC			1	100%	1
THOMAS HOSPITAL			1	100%	1
UNIVERSITY OF NORTH CAROLINA HOSPITALS			1	100%	1
ESOTERIC LAB			1	100%	1
ARTESIAN HOME		1			1
NEW YORK PRESBYTERIAN HOSPITAL			1	100%	1
CVS MA447POCT NORTHAMPTON		1			1
CHI ST. LUKE'S HEALTH BCM MEDICAL CENTER			1	100%	1
ESCANDON DIAGNOSTIC CLINIC			1	100%	1
CVS AZ9210POCT SCOTTSDALE		1			1
RIVERSIDE REGIONAL MED CENTER			1	100%	1
West Bay of Tampa Center			1	100%	1
HCL LABORATORIES			1	100%	1
BROOKDALE PALM BEACH GARDENS			1	100%	1
ROYAL CARE MEDICAL CENTER			1	100%	1
CARE RESOURCE COMMUNITY HEALTH CENTERS INC			1	100%	1
ASPIRUS WAUSAU HOSPITAL			1	100%	1
LUMICO LIFE INSURANCE COMPANY		1			1

COVID-19: testing by laboratory

Data through Feb 4, 2021 verified as of Feb 5, 2021 at 09:25 AM

Data in this report are provisional and subject to change.

The numbers in the table below represent the number of Florida and non-Florida residents for whom test results were received by the Department of Health. A person can be tested by more than one laboratory and can have both positive and negative results. **Therefore, the sum of the numbers in each column will be larger than the total number of people tested.**

Reporting lab	Inconclusive	Negative	Positive	Percent positive	Total
PHYSICIANS IMMEDIATE CARE			1	100%	1
MINUTE CLINIC DIAGNOSTICS OF IN, LLC #6252		1			1
PINELLAS CHD - CLEARWATER			1	100%	1
WALGREENS #10854		1			1
RIDGE OPTUM FLORIDA			1	100%	1
Kroger 524 - The Little Clinic Iron Bridge Road		1			1
Kroger 379 - The Little Clinic Stony Brook		1			1
SUNCOAST FAMILY MEDICAL ASSOCIATES			1	100%	1
DONALSONVILLE HOSPITAL			1	100%	1
Village Green Health & Rehabilitation		1			1
SUMMIT LABORATORY			1	100%	1
CELEBRATION HOSPITAL			1	100%	1
CVS OH6167POCT ASHLAND		1			1
Central Park Healthcare & Rehabilitation Center		1			1
SONNI'S PEDIATRICS			1	100%	1
ALPHA 1 ANTITRYPSIN RESEARCH PROGRAM			1	100%	1
PROVIDENCE ST PETER HOSPITAL		1			1
Hearthstone Nursing and Rehabilitation Center		1			1
ENCOMPASS HEALTH REHABILITATION OF ALTAMONTE			1	100%	1
WALGREEN#12147		1			1
KANSAS CITY VA MEDICAL CENTER			1	100%	1
ST JOHNS PEDIATRICS PA		1			1
DEVLIN MANOR NURSING AND REHABILITATION		1			1
KID FIXERS		1			1
MARTIN LUTHER KING RENAL INSTITUTE			1	100%	1
ST VINCENTS AMBULATORY CARE INC			1	100%	1
BRADENTON DIALYSIS			1	100%	1
Fairview			1	100%	1
MED FIRST IMMEDIATE CARE AND FAMILY PRACTICE			1	100%	1
Kroger 541 - The Little Clinic Long Hollow Pike		1			1
SLIDELL MEMORIAL HOSPITAL			1	100%	1
NORTHSIDE HOSPITAL DULUTH			1	100%	1
LIFEGUARD AMBULANCE SERVICE LLC - BAY COUNTY			1	100%	1
CAREHERE LLC			1	100%	1
MORGAN STANELY HEALTH CENTER		1			1
TREASURE COAST PRIMARY CARE		1			1
OAKWOOD HOSPITAL - SOUTHSHORE			1	100%	1
BORINQUEN HEALTH CENTER			1	100%	1
PINNACLE DIALYSIS		1			1
MARYLAND DEPARTMENT OF HEALTH AND MENTAL HYGIENE			1	100%	1
NORTHWEST FLORIDA SPECIALTY PHYSICIANS LLC		1			1
LOUIS STOKES CLEVELAND VA MEDICAL CENTER			1	100%	1
OPTUM PRIMARY CARE			1	100%	1
Kroger 126 - The Little Clinic Cottonwood		1			1
Eagle Health and Rehabilitation		1			1
MINUTECLINIC # 21110			1	100%	1

COVID-19: testing by laboratory

Data through Feb 4, 2021 verified as of Feb 5, 2021 at 09:25 AM

Data in this report are provisional and subject to change.

The numbers in the table below represent the number of Florida and non-Florida residents for whom test results were received by the Department of Health. A person can be tested by more than one laboratory and can have both positive and negative results. **Therefore, the sum of the numbers in each column will be larger than the total number of people tested.**

Reporting lab	Inconclusive	Negative	Positive	Percent positive	Total
Dugan Memorial Home		1			1
FIRST PHYSICIANS GROUP - LORRAINE CORNERS		1			1
LAKE PEDIATRICS			1	100%	1
CATHEDRAL GERONTOLOGY CENTER DBA CATHEDRAL CARES			1	100%	1
PUBLIX PHARMACY # 1236			1	100%	1
LCMC LAB SUBSECTION		1			1
HEALTH ALLIANCE			1	100%	1
Lutheran Community at Telford		1			1
STEWART MEDICAL GROUP INC			1	100%	1
SOUTHEASTERN HEALTH FACILITES, INC		1			1
SOUTHWEST ORLANDO FAMILY MEDICINE, PL			1	100%	1
CVS CA9803POCT RIVERSIDE		1			1
MEMORIAL HOSPITAL - BELLEVILLE			1	100%	1
TCPA CLINICAL LABORATORIES			1	100%	1
MALUHIA		1			1
Eddy Memorial Geriatric Center		1			1
Trucare Living Centers - Columbus		1			1
ANSWERS RESOURCE FACILITY		1			1
TUNIS STREET GROUP HOME		1			1
DAVITA DIALYSIS-NORTH			1	100%	1
ELEMENTS PHARMACY			1	100%	1
SMITH KLINE			1	100%	1
ANY LAB TEST NOW JACKSONVILLE		1			1
URGENT CARE CENTER OF PORT ORANGE LLC			1	100%	1
PROVIDENCE ST. PATRICK HOSPITAL			1	100%	1
DR PHILLIPS CENTER FOR WELLNESS		1			1
LANCASHIRE HALL NURSING AND REHABILITATION CENTER		1			1
RICHICHI FAMILY HEALTH			1	100%	1
KIDS CARE PEDIATRICS PA			1	100%	1
ADVENTHEALTH MEDICAL GROUP OBSTETRICS			1	100%	1
ACCESS HEALTH CARE PHYSICIANS, LLC		1			1
MEDICAL CENTER OF CENTRAL GEORGIA			1	100%	1
SEASONS HOSPICE AND PALLIATIVE CARE OF			1	100%	1
PATHLAB SERVICES			1	100%	1
ENCOMPASS HEALTH HOME HEALTH		1			1
EMERGENCY CARE SERVICES LAB AT JFK MEDICAL CENTER			1	100%	1
CITRONELLE HEALTH AND REHABILITATION CENTER		1			1
FALKVILLE HEALTHCARE		1			1
ADVENTHEALTH PHYSICIAN GROUP - APPLEWOOD			1	100%	1
Rio Grande City Nursing and Rehab Center			1	100%	1
MEDEXPRESS URGENT CARE - ROSS TOWNSHIP		1			1
OMAHA VA MEDICAL CENTER			1	100%	1
ULTIMATE KIDNEY CARE			1	100%	1
Miller Health Care Center			1	100%	1
ManorCare Health Services Camp Hill		1			1
PEDRO MENENDEZ HEALTH CENTER AT ST JOHNS			1	100%	1

COVID-19: testing by laboratory

Data through Feb 4, 2021 verified as of Feb 5, 2021 at 09:25 AM

Data in this report are provisional and subject to change.

The numbers in the table below represent the number of Florida and non-Florida residents for whom test results were received by the Department of Health. A person can be tested by more than one laboratory and can have both positive and negative results. **Therefore, the sum of the numbers in each column will be larger than the total number of people tested.**

Reporting lab	Inconclusive	Negative	Positive	Percent positive	Total
TEXAS HEALTH ARLINGTON MEMORIAL		1			1
MEADOWS PARK HEALTH AND REHABILITATION		1			1
HARMONY HEALTHCARE ORLANDO INC		1			1
MEDICAL ASSOCIATES OF BREVARD LLC		1			1
BAYLOR SCOTT & WHITE MEDICAL SURGICAL CLINIC			1	100%	1
FAIRVIEW SOUTHDAL			1	100%	1
CARESPOT - LEE VISTA			1	100%	1
DISCOVERY AT HOME, LLC			1	100%	1
ALLIANCE LABORATORY SERVICES			1	100%	1
Kroger 353 - The Little Clinic Harpers Point		1			1
RURAL/METRO MIDSOUTH,		1			1
DIGESTIVE DISEASE CARE PC		1			1
SUTTER GOULD MEDICAL FOUNDATION			1	100%	1
ELLIS HOSPITAL URGENT CARE CENTER LAB		1			1
VETERANS AFFAIRS MEDICAL CENTER - EAST ORANGE			1	100%	1
PALMS OF FT MYERS,THE			1	100%	1
EXPRESS CARE OF OCALA			1	100%	1
LARKIN COMMUNITY HOSPITAL PALM SPRINGS CAMPUS			1	100%	1
PARTNERS IN PRIMARY CARE		1			1
OCALA REGIONAL KIDNEY CENTER EAST			1	100%	1
SARHA DOCTORS CENTER			1	100%	1
JFK INTERNAL MEDICINE FACULTY PRACTICE			1	100%	1
NEW ERA HEALTH CENTER INC		1			1
CENTRAL JERSEY URGENT CARE		1			1
WY RETIREMENT CENTER		1			1
HEALTH FIRST HOME CARE		1			1
GOLDING-GRANADO MEDICAL ASSOCIATES		1			1
FLORHAM PARK ENDOSCOPY CENTER		1			1
EILEEN TURBESSI MD PA		1			1
LITTLE COMPANY OF MARY HOSPITAL			1	100%	1
PRACTITIONERS IN MOTION			1	100%	1
FLAGLER COUNTY BOARD OF COUNTY COMMISSIONERS			1	100%	1
BRIAN C GRINER MD LLC			1	100%	1
CVS MINUTE CLINIC #5836		1			1
OHIOHEALTH URGENT CARE			1	100%	1
MEDEXPRESS URGENT CARE - MARTINSVILLE		1			1
CVS TX7675POCT RED OAK			1	100%	1
LADY OF THE SEA HOSPITAL LAB			1	100%	1
RIDGEFIELD PEDIATRIC ASSOCIATES		1			1
DAYTONA BEACH HEALTH AND REHAB CENTER		1			1
NEW YORK CITY DEPARTMENT OF HEALTH			1	100%	1
CARTERSVILLE MEDICAL CENTER			1	100%	1
PEDIATRIC URGENT CARE CENTR OF FORT WORTH-LA GRAN			1	100%	1
Kroger 531 - The Little Clinic Waterville		1			1
BETHESDA HEALTH PHYSICIANS GROUP		1			1
ARLINGTON ADULT RESIDENTIAL FACILITY, INC			1	100%	1

COVID-19: testing by laboratory

Data through Feb 4, 2021 verified as of Feb 5, 2021 at 09:25 AM

Data in this report are provisional and subject to change.

The numbers in the table below represent the number of Florida and non-Florida residents for whom test results were received by the Department of Health. A person can be tested by more than one laboratory and can have both positive and negative results. **Therefore, the sum of the numbers in each column will be larger than the total number of people tested.**

Reporting lab	Inconclusive	Negative	Positive	Percent positive	Total
PARK AVENUE DERMATOLOGY NORTH			1	100%	1
TRAVIS LEE THOMPSON MD			1	100%	1
Vibralfire of El Paso Rehabilitation Center			1	100%	1
MEMORIAL HERMANN SOUTHWEST HOSPITAL			1	100%	1
TALLAHASSEE PRIMARY CARE ASSOCIATES PA			1	100%	1
HIDALGO FAMILY CLINIC			1	100%	1
CVS IN8669POCT INDIANAPOLIS		1			1
MEDEX CLINIC LLC			1	100%	1
ADVENTHEALTH DURAND			1	100%	1
HEALTH FIRST MEDICAL GROUP LLC			1	100%	1
HEALTHPARTNERS HUDSON CLINIC			1	100%	1
Acts Manor House		1			1
REGIONAL MEDICAL LABORATORY			1	100%	1
PROMUS DIAGNOSTICS, LLC			1	100%	1
ManorCare Rehab Center of Marietta		1			1
UABC			1	100%	1
CVS HEALTH, #5962		1			1
CAROLINAS HEALTHCARE SYSTEM LAB			1	100%	1
BLAKE AT PENSACOLA OPERATION CO, LLC, THE			1	100%	1
STONECREST MEDICAL CENTER		1			1
INTERNAL MEDICINE GROUP OF CENTRAL FLORIDA			1	100%	1
EXCEPTIONAL EMERGENCY CENTER			1	100%	1
CORDOVA FAMILY PRACTICE			1	100%	1
LYSTER MAIN LAB, FT RUCKER		1			1
MEDEXPRESS URGENT CARE - LAWRENCE		1			1
PHYSICIANS PRIMARY CARE LEHIGH PEDS			1	100%	1
EDGAR PRICE FAMILY & CHILDREN HEALTHCARE CENTER			1	100%	1
SEACOAST PATHOLOGY PROFESSIONAL ASSOC		1			1
NYU WINTHROP LABORATORY		1			1
COLONIAL VILLA GOOD SAMARITAN CENTER		1			1
EASTSIDE MEDICAL CLINIC		1			1
Carington Park			1	100%	1
CVS SC4286POCT EASLEY		1			1
QUALITY CLINICAL LAB LLC			1	100%	1
LEGACY AT HIGHWOODS PRESERVE		1			1
CRUSADER COMMUNITY HEALTH			1	100%	1
WEST CARVER MEDICAL ASSOCIATES		1			1
OCALA REGIONAL DIALYSIS- NORTH			1	100%	1
CVS AZ69POCT PEORIA		1			1
DSI LABORATORIES-NAPLES-7TH			1	100%	1
ER NEAR ME HULEN		1			1
CAREWELL URGENT CARE FITCHBURG			1	100%	1
MEMORIAL HEALTH SYSTEM		1			1
MAURY REGIONAL MEDICAL CENTER		1			1
MID FLORIDA BIOLOGICALS			1	100%	1
MEDEXPRESS URGENT CARE-MEADVILLE			1	100%	1

COVID-19: testing by laboratory

Data through Feb 4, 2021 verified as of Feb 5, 2021 at 09:25 AM

Data in this report are provisional and subject to change.

The numbers in the table below represent the number of Florida and non-Florida residents for whom test results were received by the Department of Health. A person can be tested by more than one laboratory and can have both positive and negative results. **Therefore, the sum of the numbers in each column will be larger than the total number of people tested.**

Reporting lab	Inconclusive	Negative	Positive	Percent positive	Total
SANTA ROSA PEDIATRICS			1	100%	1
Community Compassion Center of Batesville			1	100%	1
CLINICAL CARE CENTER, INC			1	100%	1
BHS PHYSICIAN NETWORK			1	100%	1
ST VINCENT'S AMBULATORY CARE INC			1	100%	1
NEW ERA COMMUNITY HEALTH CENTER LLC		1			1
MARYWOOD NURSING CARE CENTER		1			1
SYNERGENE LABORATORY			1	100%	1
AMICUS MEDICAL CENTER LLC			1	100%	1
Chateau Girardeau			1	100%	1
Kroger - KRO03500568			1	100%	1
BRISTOL CHILDRENS CLINIC			1	100%	1
MD NOW URGENT CARE			1	100%	1
MADISON FACILITY INC			1	100%	1
CVS M08595POCT RAYMORE		1			1
SOUTHERN SPRINGS HEALTH CARE		1			1
BAPTIST MINOR MEDICAL CENTER			1	100%	1
SOUTHEASTERN PATHOLOGY ASSOCIATES			1	100%	1
Big River Nursing and Rehab		1			1
FIRST CARE WALK IN CLINIC LLC			1	100%	1
DESERT HOSPITAL/CPHU CLINICAL LABORATORY			1	100%	1
Kroger 409 - The Little Clinic Hebron Marketplace			1	100%	1
SUMMERFIELD PAIN MANAGEMENT			1	100%	1
ST MICHAEL'S ELITE MEDICAL HOSPITAL			1	100%	1
FOUNDATION LABORATORY			1	100%	1
CENTRAL ALABAMA HEALTH CARE SYSTEM			1	100%	1
NORTH FLORIDA FAMILY MEDICINE			1	100%	1
Baypoint Healthcare Center			1	100%	1
MARTIN MEM FAMILY CARE AT ST LUCIE W			1	100%	1
TRAFALGAR DIALYSIS			1	100%	1
El Paso Health Care Center			1	100%	1
VISTA DEL SOL MED ASSOC		1			1
Walgreens #3661		1			1
BETHESDA DIALYSIS			1	100%	1
Cottage of the Shoals		1			1
Bivins Pointe			1	100%	1
ULTIMATE ANALYSIS LABORATORY			1	100%	1
LAS PALMAS MEDICAL CENTER			1	100%	1
BELLMORE PEDIATRICS		1			1
OPTIMAL MEDICINE INC		1			1
WELLNOW URGENT CARE-OSWEGO			1	100%	1
LEELANAU OPCO, LLC		1			1
ADVENTHEALTH MEDICAL GROUP FAMILY AND INTERNAL			1	100%	1
BLOOD SYSTEMS LABORATORIES			1	100%	1
GOOD SAMARITAN SOCIETY-FOREST CITY		1			1
THE CHRIST HOSPITAL			1	100%	1

COVID-19: testing by laboratory

Data through Feb 4, 2021 verified as of Feb 5, 2021 at 09:25 AM

Data in this report are provisional and subject to change.

The numbers in the table below represent the number of Florida and non-Florida residents for whom test results were received by the Department of Health. A person can be tested by more than one laboratory and can have both positive and negative results. **Therefore, the sum of the numbers in each column will be larger than the total number of people tested.**

Reporting lab	Inconclusive	Negative	Positive	Percent positive	Total
FRESENIUS SOUTH FORT MYERS		1			1
LAKE LURE HEALTH CENTER			1	100%	1
STERLING HOUSE OF PORT ORANGE		1			1
Carrollton Manor Inc		1			1
MINUTECLINIC DIAG OF IND, LLC #4368		1			1
Pinnacle Assisted Living			1	100%	1
COMMUNITY			1	100%	1
SOUTHWEST REGIONAL PCR LABORATORY			1	100%	1
CVS SC1540POCT MYRTLE BEACH		1			1
Glen Oaks Health and REhabilitation		1			1
MT CARMEL PHARMACY INC		1			1
Kroger 667 - The Little Clinic Litchfield Park		1			1
ORLANDO PHYSICIAN NETWORK		1			1
MEDEXPRESS URGENT CARE - HADLEY		1			1
CVS NV3210POCT LAS VEGAS		1			1
FULGENT GENETICS HOUSTON		1			1
FLORIDA HEALTH CARE MEDICAL GROUP		1			1
DOCTORS MEMORIAL HOSP HOME HEALTH CARE		1			1
Birmingham Nursing and Rehabilitation East LLC		1			1
CHOTA COMMUNITY HEALTH SERVICES		1			1
Sunnybrook Rehabilitation Center			1	100%	1
ARIZA WELLNESS CARE LLC			1	100%	1
ELITE MEDICAL LABORATORY SOLUTIONS LLC			1	100%	1
ST JOHNS MEDICAL CENTER		1			1
Kroger 777 - The Little Clinic Shelbyville		1			1
FAIRFIELD MEDICAL CENTER			1	100%	1
CLEVELAND CLINIC OHIO LABORATORIES			1	100%	1
KANA MEDICAL			1	100%	1
REFERENCE LABORATORY			1	100%	1
CVS KY4779POCT LOUISVILLE		1			1
LIMA MEMORIAL HOSPITAL			1	100%	1
THE TOLEDO HOSPITAL			1	100%	1
FAYETTE MEDICAL CENTER LAB		1			1
Memorial Health Care Center			1	100%	1
MONMOUTH MEDICALC ENTER		1			1
GOSHEN HOSPITAL			1	100%	1
STARLING AT SAN JOSE			1	100%	1
Bethel Lutheran Nursing & Rehabilitation Center		1			1
HOLLAND COMMUNITY HOSPITAL		1			1
WINNIFRED ASSISTED LIVING FACILITY INC		1			1
MEDONE URGENT CARE			1	100%	1
QC LABORATORY			1	100%	1
NORWALK HOSPITAL			1	100%	1
MED-LAKE LABORATORY			1	100%	1
Court House Center		1			1
TENNOVA ER - SANGO			1	100%	1

COVID-19: testing by laboratory

Data through Feb 4, 2021 verified as of Feb 5, 2021 at 09:25 AM

Data in this report are provisional and subject to change.

The numbers in the table below represent the number of Florida and non-Florida residents for whom test results were received by the Department of Health. A person can be tested by more than one laboratory and can have both positive and negative results. **Therefore, the sum of the numbers in each column will be larger than the total number of people tested.**

Reporting lab	Inconclusive	Negative	Positive	Percent positive	Total
WEST BOYNTON DIALYSIS			1	100%	1
SANITAS RESEARCH LLC			1	100%	1
HORIZON MEDICAL CENTER			1	100%	1
BAPTIST MEDICAL PLAZA AT WESTCHESTER			1	100%	1
OXY-GENLAB			1	100%	1
MERRILL GARDENS AT CHAMPIONSGATE			1	100%	1
Elm Crest Senior Living Community		1			1
BAYSHORE DIALYSIS			1	100%	1
Kroger 444 - The Little Clinic Dent		1			1
TITUS REGIONAL MEDICAL CENTER			1	100%	1
KIDSVILLE PEDIATRICS IV PA		1			1
COASTAL ER IX, PHYSICIANS PREMIER			1	100%	1
INDIAN RIDGE		1			1
CONCENTRA - TAMPA EAST		1			1
ST ANTHONY'S PINELLAS CARE CLINIC			1	100%	1
CVS NC3319POCT CHARLOTTE		1			1
SEWALLS POINT PHARMACY INC			1	100%	1
HARDIN HEALTH INC		1			1
Arch Plaza Nursing and Rehabilitation Center			1	100%	1
CANDLER HOSPITAL			1	100%	1
Florence Nursing and Rehabilitation Center		1			1
Sage Bluff Health & Rehabilitation Center		1			1
CACERES SPECIALIZED GYNECOLOGY		1			1
VA OPTOMETRY CLINIC			1	100%	1
THE HEART HOSPITAL BAYLOR PLANO			1	100%	1
MEDEXPRESS URGENT CARE - CABOT			1	100%	1
LIFELINK TRANSPLANT INSTITUTE LAB			1	100%	1
FLORIDA CLINICAL RESEARCH CENTER, LLC			1	100%	1
NSPIRE HEALTHCARE PLANTATION			1	100%	1
CERMAK HEALTH SERVICES			1	100%	1
ADVANCED RESEARCH AND DIAGNOSTIC LABORATORY UNIVERSITY OF MINNESOTA			1	100%	1
ROYAL PALM PEDIATRICS			1	100%	1
BASCOM PALMER EYE INSTITUTE			1	100%	1
CAREHERE HUDSON BAY			1	100%	1
JOHNSON & JOHNSON VISION CARE-VISTAKON			1	100%	1
ASHLEY CLINICAL DIAGNOSTIC LABORATORY			1	100%	1
LAMARQUE DIALYSIS			1	100%	1
CROZER-CHESTER MEDICAL CENTER			1	100%	1
DERMDX, DIV OF AURORA DIAGNOSTICS/BERNHARDT LAB		1			1
ST. VINCENT HOSPITAL			1	100%	1
PORTAGE MEDICAL CENTER			1	100%	1
THE LITTLE CLINIC, LLC			1	100%	1
CAN COMMUNITY HEALTH LLC		1			1
FLORIDA ADVANCED MEDICAL AND DERM AESTHETICS LLC			1	100%	1
Robinson Terrace Rehabilitation and Nursing Center		1			1
STEPHENS COUNTY HOSPITAL			1	100%	1

COVID-19: testing by laboratory

Data through Feb 4, 2021 verified as of Feb 5, 2021 at 09:25 AM

Data in this report are provisional and subject to change.

The numbers in the table below represent the number of Florida and non-Florida residents for whom test results were received by the Department of Health. A person can be tested by more than one laboratory and can have both positive and negative results. **Therefore, the sum of the numbers in each column will be larger than the total number of people tested.**

Reporting lab	Inconclusive	Negative	Positive	Percent positive	Total
SOMA MEDICAL CENTER PA #3 PALOMINO			1	100%	1
Monument Health Strugis Care Center		1			1
PROGENESIS INC			1	100%	1
ST JOHN'S HOME CARE			1	100%	1
CVS IL5797POCT CAROL STREAM		1			1
RAMBAM URGENT CARE			1	100%	1
SELECT MEDICAL CLINIC			1	100%	1
WALGREENS #15291		1			1
NIBHA MEDIRATTA MD PL			1	100%	1
LABORATORIO BUENA SALUD			1	100%	1
BUFFALO VAMC			1	100%	1
APALACHEE CENTER INC		1			1
Broomall Manor		1			1
NHC HealthCare St. Charles		1			1
SPECIALTY DRUG TESTING			1	100%	1
ST CATHERINE HOSPITAL LABORATORY			1	100%	1
Bay View Nursing and Rehabilitation Center			1	100%	1
441 URGENT CARE CENTER - BROWNWOOD			1	100%	1
Falmouth By The Sea			1	100%	1
PREMIER MOBILE HEALTH SERVICES, LLC			1	100%	1
CVS CA9721POCT ARCADIA		1			1
ADVANCED CARDIOVASCULAR DIAGNOSTICS OF FL			1	100%	1
NF Escambia, LLC DBA Olive BranchHealth and Rehabilitaion Center			1	100%	1
WOODHILLS LABS			1	100%	1
SUPERKIDS PEDIATRICS			1	100%	1
WELL-KEY URGENT CARE SEVIERVILLE			1	100%	1
FLORIDA FAMILY LABORATORY		1			1
SPEARE MEMORIAL HOSPITAL			1	100%	1
NORTH SHORE HEMATOLOGY-ONCOLOGY ASSOCIATES PC		1			1
Princeton Place			1	100%	1
Springdale Village		1			1
LEHIGH PULMONARY ASSOCIATES			1	100%	1
FAMILY MEDICAL CENTER		1			1
Kroger 441 - The Little Clinic Middletown		1			1
LAKESIDE MEDICAL CENTER		1			1
LAKEWOOD RANCH MEDICAL GROUP LLC			1	100%	1
SAN JOSE CLINIC		1			1
COBLESKILL REGIONAL HOSPITAL		1			1
WATERTOWN URGENT CARE		1			1
ATHENA PLASTIC SURGERY		1			1
BLACKBERRY CENTER, THE		1			1
Kroger 907 - The Little Clinic Holland		1			1
EASTGENE LABORATORIES		1			1
ISLAND NURSING HOME			1	100%	1
USF PHYSICIANS GROUP			1	100%	1
ENZO LABS INC			1	100%	1

COVID-19: testing by laboratory

Data through Feb 4, 2021 verified as of Feb 5, 2021 at 09:25 AM

Data in this report are provisional and subject to change.

The numbers in the table below represent the number of Florida and non-Florida residents for whom test results were received by the Department of Health. A person can be tested by more than one laboratory and can have both positive and negative results. **Therefore, the sum of the numbers in each column will be larger than the total number of people tested.**

Reporting lab	Inconclusive	Negative	Positive	Percent positive	Total
MAGNOLIA MANOR OF COLUMBUS		1			1
REGENTS PARK OF JACKSONVILLE			1	100%	1
BRUCE S WEST MD			1	100%	1
NORTH SHORE MEDICAL CENTER - SALEM HOSPITAL			1	100%	1
VALUE DRUGS GREENLAWN INC		1			1
COMMUNITY HOSPITALS INDIANAPOLIS			1	100%	1
Robert Wood Johnson University Hospital			1	100%	1
MOUNT SINAI MEDICAL CENTER OF FLORIDA, INC			1	100%	1
VCU HEALTH SYSTEM AUTHORITY - MCV HOSPITALS			1	100%	1
MAINE CENTER FOR DISEASE CONTROL AND PREVENTION			1	100%	1
Schenectady Center for Rehabilitation & Nursing		1			1
EAST TENNESSEE STATE UNIVERSITY		1			1
ELDER ALTERNATIVES INC			1	100%	1
SUNSHINE STATE DIALYSIS			1	100%	1
Seal Rock Healthcare		1			1
FASTMED URGENT CARE			1	100%	1
CHRISTIANA HOSPITAL		1			1
FLORIDA HOSPITAL ORMOND BEACH			1	100%	1
FRANKLIN CBOC			1	100%	1
Mercy Manor Transition Center			1	100%	1
EVERGREEN NURSING HOME		1			1
Florence Home		1			1
MEDOR/ACC SYNCHRONY			1	100%	1
A G RHODES HOME AT WESLEY WOODS		1			1
STEWART FLORIDA ALF, INC			1	100%	1
MEDEXPRESS-DOVER		1			1
MDS PHARMA SERVICES		1			1
SANTA CLARA VALLEY MEDICAL CENTER			1	100%	1
CUSTOM SCRIPTS PHARMACY		1			1
SANFORD LABORATORIES WATERTOWN			1	100%	1
BROOKSHIRE, THE			1	100%	1
Heartland of Perrysburg		1			1
RIVERSIDE MEDICAL CENTER		1			1
FLAGLER PROFESSIONAL HEALTH CARE SERVICES INC		1			1
Kroger 368 - The Little Clinic Frankfort West		1			1
OCEAN MEDICAL CENTER		1			1
Victory Health and Rehabilitation			1	100%	1
KINDRED HOSPITAL SOUTH FLORIDA			1	100%	1
CVS IL1773POCT TINLEY PARK		1			1
Walgreens #9278		1			1
HIGHLAND PARK LAKEWOOD PRESTON HOLLOW			1	100%	1
USC VERDUGO HILLS HOSPITAL			1	100%	1
Medicalodges Neosho			1	100%	1
ALLIED PHYSICIANS GROUP		1			1
ABSOLUTE QUICK CARE			1	100%	1
THE LITTLE CLINIC LLC			1	100%	1

COVID-19: testing by laboratory

Data through Feb 4, 2021 verified as of Feb 5, 2021 at 09:25 AM

Data in this report are provisional and subject to change.

The numbers in the table below represent the number of Florida and non-Florida residents for whom test results were received by the Department of Health. A person can be tested by more than one laboratory and can have both positive and negative results. **Therefore, the sum of the numbers in each column will be larger than the total number of people tested.**

Reporting lab	Inconclusive	Negative	Positive	Percent positive	Total
EVEXIA DIAGNOSTICS			1	100%	1
PEDRO L ORTEGA MD PA			1	100%	1
HELGEMO & LIOU PEDIATRICS			1	100%	1
PALM BEACH DIABETES AND ENDOCRINE SPECIALISTS, PA			1	100%	1
Kroger 390 - The Little Clinic North College Hill		1			1
ANDERSON FAMILY MEDICINE			1	100%	1
JAX FAMILY CARE		1			1
METROPOLITAN			1	100%	1
ORCHID TERRACE		1			1
VISTA LAKE ASSISTED LIVING			1	100%	1
QUEST INC			1	100%	1
VIVEX/UMTB BIOMEDICAL			1	100%	1
OPTUM MEDICAL CLINIC IN ROCKRIMMON			1	100%	1
KENT		1			1
HEALTHCARE AND REHAB OF SANFORD			1	100%	1
Cortland Acres Association		1			1
Heartland Health Care Center Jacksonville			1	100%	1
BAYOU URGENT CARE			1	100%	1
SAINT BARNABAS MEDICAL CENTER		1			1
HEALTHCARE ASSOCIATES OF IRVING, LLP			1	100%	1
CVS MA957POCT WEST SPRINGFIELD		1			1
URGENT TEAM MANAGEMENT OF TENNESSEE, L			1	100%	1
CVS MA2297677CV BOSTON		1			1
Valley View Health and Rehabilitation, LLC		1			1
EAST COAST INSTITUTE FOR RESEARCH LLC			1	100%	1
ADVANCE MD CARE			1	100%	1
Niles Nursing and Rehab. Center		1			1
Ravenwood Speciality Care		1			1
AZALEALAND NURSING HOME		1			1
Manassas Health & Rehab			1	100%	1
BEAUMONT REFERENCE LABORATORY			1	100%	1
LAKEVIEW HEALTH CARE SYSTEM LLC			1	100%	1
BEAUMONT HOSPITAL			1	100%	1
SUN CLINICAL LABORATORIES			1	100%	1
LITTLE FALLS HOSPITAL LABORATORY		1			1
NORTH MANATEE HEALTH CARE CENTER			1	100%	1
PUBLIX PHARMACY #1114			1	100%	1
FLORIDA HOME HEALTH			1	100%	1
CHILDREN'S MEDICAL CENTER-EAST ORLANDO			1	100%	1
TRIHEALTH			1	100%	1
SURGERY CENTER, THE			1	100%	1
JACKSON MADISON CO. GEN. HOSPITAL			1	100%	1
HUNEYCUTT FAMILY PRACTICE			1	100%	1
MINUTECLINIC DIAGNOSTIC OF VIRGINIA, LLC #1980		1			1
MC DIAGNOSTIC OF CONNECTICUT, PC #252			1	100%	1
CVS IL2297652CV CHICAGO		1			1

COVID-19: testing by laboratory

Data through Feb 4, 2021 verified as of Feb 5, 2021 at 09:25 AM

Data in this report are provisional and subject to change.

The numbers in the table below represent the number of Florida and non-Florida residents for whom test results were received by the Department of Health. A person can be tested by more than one laboratory and can have both positive and negative results. **Therefore, the sum of the numbers in each column will be larger than the total number of people tested.**

Reporting lab	Inconclusive	Negative	Positive	Percent positive	Total
ORDRS, INC.			1	100%	1
Maple Lane Nursing Home		1			1
INTERNAL MEDICINE ASSOCIATES		1			1
POETS WALK SARASOTA			1	100%	1
SHANNON CLARK OD, PA			1	100%	1
APPLING NURSING & REHABILITATION PAVIL		1			1
FREEPORT ER DOX URGENT CARE		1			1
CVS IL4778POCT EVANSTON		1			1
Kroger 752 - The Little Clinic Central Station		1			1
EAST RIDGE RETIREMENT VILLAGE INC		1			1
Kroger 465 - The Little Clinic Oakley		1			1
SUREPOINT URGENT CARE PADRE ISLAND			1	100%	1
ST. MARY MEDICAL CENTER		1			1
SONORAN DESERT PATHOLOGY			1	100%	1
GENDERXPRESS/PICTURE ME PERFECT IMAGING			1	100%	1
C V S / PHARMACY #833		1			1
BATESVILLE - SHERWOOD URGENT CARE			1	100%	1
UNIVERSITY OF TEXAS AT EL PASO, THE			1	100%	1
Woodstock Nursing and Rehabilitation Center		1			1
COMMUNITY MEDICAL CENTER-ORANGE CITY		1			1
TEVAPHARM			1	100%	1
HALEYVILLE HEALTH CARE CENTER		1			1
ARCADIA DIALYSIS CENTER			1	100%	1
MEDEXPRESS URGENT CARE, MOSSIDE		1			1
777 URGENT CARE			1	100%	1
SUNCOAST PRIMARY CARE LLC			1	100%	1
WEST VIRGINIA UNIVERSITY HOSPITALS			1	100%	1
RCP OF MEMORIAL WEST			1	100%	1
MINUTE CLINIC DIAGNOSTIC OF VIRGINIA, LLC #6292		1			1
ATHENS LIMESTONE HOSPITAL		1			1
SAINT LEO UNIVERSITY INCORPORATED			1	100%	1
PUTNAM CO HOSPITAL-D/B/A ASBURY TOWERS		1			1
PALM SPRINGS GENERAL HOSPITAL			1	100%	1
TENNOVA HEALTHCARE - CLEVELAND			1	100%	1
LIFE CARE CENTER OF GWINNETT		1			1
UCH LAB			1	100%	1
SPARTANBURG REGIONAL MEDICAL CENTER			1	100%	1
NATIONAL INSTITUTES OF HEALTH CLINICAL CENTER			1	100%	1
MEMORIAL HERMANN KATY HOSPITAL			1	100%	1
Oregon Veterans Home The Dalles		1			1
CAREWELL 203			1	100%	1
MERCYONE DES MOINES MEDICAL CENTER			1	100%	1
Harbert Hills Academy Nursing Home		1			1
Kroger 672 - The Little Clinic Bill Kennedy & Glenwood		1			1
ALLEGHENY GENERAL HOSPITAL			1	100%	1
HOSPICE OF MARION COUNTY INC			1	100%	1

COVID-19: testing by laboratory

Data through Feb 4, 2021 verified as of Feb 5, 2021 at 09:25 AM

Data in this report are provisional and subject to change.

The numbers in the table below represent the number of Florida and non-Florida residents for whom test results were received by the Department of Health. A person can be tested by more than one laboratory and can have both positive and negative results. **Therefore, the sum of the numbers in each column will be larger than the total number of people tested.**

Reporting lab	Inconclusive	Negative	Positive	Percent positive	Total
ANDREWS INSTITUTE AMBULATORY SURGERY CENTER		1			1
HELEN HAYES HOSPITAL LABORATORY		1			1
NASSAU COUNTY HEALTH DEPARTMENT-FERNANDINA BEACH C		1			1
Walgreens #5914		1			1
HARDEE COUNTY FIRE RESCUE		1			1
TMH PHYSICIAN PARTNERS QUINCY			1	100%	1
CENTRAL JERSEY URGENT CARE OF GREEN BR		1			1
BLANCHARD VALLEY HOSPITAL LABORATORY			1	100%	1
BOCA CIEGA CENTER			1	100%	1
MED-LAKE LABORATORY, LLC			1	100%	1
EXPRESS WALK IN MEDICAL CENTER			1	100%	1
SYCAMORE MEDICAL CENTER-KETTERING HEALTH NETWORK			1	100%	1
MICROBIOLOGY DEPARTMENT			1	100%	1
ACCURATE HEALTH SERVICES CORP			1	100%	1
PCR DIAGNOSTICS			1	100%	1
ORANGE PEDIATRICS PA			1	100%	1
LOUISIANA STATE LAB			1	100%	1
CVS / PHARMACY #10794			1	100%	1
NEMOURS CHILDRENS PRIMARY CARE CLERMONT			1	100%	1
OAK HAVEN REHAB AND NURSING CENTER			1	100%	1
PHYSICIANS URGENT CARE			1	100%	1
MAYO CLINIC OUTPATIENT DIALYSIS CENTER			1	100%	1
THE MEDICAL CENTER AT BOWLING GREEN			1	100%	1
PHYSICIAN ASSOCIATES, LLC			1	100%	1
Vista Park			1	100%	1
MEDAC AT PORTERS NECK			1	100%	1
UNIVERSITY OF IOWA HOSPITALS & CLINICS			1	100%	1
MAYO CLINICAL LABORATORIES		1			1
BLUFFTON HEALTH CENTER			1	100%	1
BRONSON METHODIST HOSPITAL			1	100%	1
SILVERMAN			1	100%	1
MEDTOWN PHARMACY			1	100%	1
DEVANSH LAB WORKS		1			1
ST JOHN'S MEDICAL CENTER, TETON VILLAGE			1	100%	1
GATEWAY LABORATORIES		1			1
WAYNE COUNTY PUBLIC HEALTH		1			1
Walgreens #5984		1			1
TRUCARE LIVING CENTERS - SELMA			1	100%	1
MINUTECLINIC DIAGNOSTIC OF NEW MEXICO LLC #7552		1			1
Kroger 101 - The Little Clinic Hill Top		1			1
SACRED HEART MEDICAL CENTER			1	100%	1
PM PEDIATRICS OF BAYSIDE, PLLC - RIVE		1			1
WESTCOAST FAMILY PRACTICE		1			1
NEW HORIZON PRIMARY CARE LLC			1	100%	1
GATEWAY FAMILY HEALTH CLINIC			1	100%	1
METRO HEALTH HOSPITAL LABORATORY		1			1

COVID-19: testing by laboratory

Data through Feb 4, 2021 verified as of Feb 5, 2021 at 09:25 AM

Data in this report are provisional and subject to change.

The numbers in the table below represent the number of Florida and non-Florida residents for whom test results were received by the Department of Health. A person can be tested by more than one laboratory and can have both positive and negative results. **Therefore, the sum of the numbers in each column will be larger than the total number of people tested.**

Reporting lab	Inconclusive	Negative	Positive	Percent positive	Total
WALGREENS #10308		1			1
BAPTIST EMERGENCY HOSPITAL - KELLY			1	100%	1
Piqua Manor		1			1
COVE AT THE MARBELLA,THE			1	100%	1
RENOWN REGIONAL MEDICAL CENTER			1	100%	1
ALBANY MEDICAL CENTER			1	100%	1
CVS NE2741POCT LA VISTA		1			1
MEDEXPRESS URGENT CARE - BENTON		1			1
Sherwood Oaks Health Center			1	100%	1
UNIVERSITY OF VERMONT MEDICAL CENTER			1	100%	1
2504-HOMEWOOD		1			1
Salem Hills Rehabilitation and Nursing Center		1			1
CENTRAL CAROLINA HOSPITAL			1	100%	1
NEMOURS CHILDREN'S PRIMARY CARE			1	100%	1
NEW YORK UNIVERSITY MEDICAL CENTER			1	100%	1
Kroger 970 - The Little Clinic Westfield			1	100%	1
The Evangelical Lutheran Good Samaritan Society Prescott Village		1			1
HEALTH PARTNERS REGIONAL HOSPITAL			1	100%	1
UHEALTH CORAL SPRINGS			1	100%	1
OCEANVIEW NURSING AND REHABILITAION CENTER			1	100%	1
VILLAGES HEALTH SYSTEM, LLC, THE			1	100%	1
FLORIDA MEDICAL CLINIC, LLC			1	100%	1
NEW RIVER HEALTH DISTRICT			1	100%	1
SOUTHEAST MISSOURI HOSPITAL		1			1
Kingston Care Center of Fort Wayne		1			1
BSA PHYSICIANS GROUP, INC D/B/A BSA FAMILY MEDICAL			1	100%	1
CVS PA2582POCT SPRINGFIELD		1			1
NORTH FL SOUTH GA HCS-LAKE CITY			1	100%	1
DEL PRADO MEDICAL CENTER, INC		1			1
MEDCARE QUALITY MEDICAL CENTER LLC			1	100%	1
Parkview Care Center			1	100%	1
SPINE & PAIN CONSULTANT PLLC		1			1
Juniper Village at Bucks County		1			1
Heritage Health of Peru			1	100%	1
FLEET LANDING			1	100%	1
WYOMING COUNTY DEPARTMENT OF HEALTH		1			1
EMERSON HOSPITAL LABORATORY			1	100%	1
GUIDEWELL EMERGENCY MEDICINE DOCTORS LLC #33			1	100%	1
Alden Lincoln Park			1	100%	1
ALIMETRIX INC		1			1
ANDERSON REGIONAL MEDICAL CENTER			1	100%	1
ROBERTS WESLEYAN COLLEGE HEALTH CENTE		1			1
Kroger 768 - The Little Clinic Leestown Rd		1			1
BREVARD FAMILY WALK IN CLINIC			1	100%	1
MEMORIAL HOSPITAL MIRAMAR WAIVED TESTING			1	100%	1
CENTRAL FLORIDA HOSPITALIST			1	100%	1

COVID-19: testing by laboratory

Data through Feb 4, 2021 verified as of Feb 5, 2021 at 09:25 AM

Data in this report are provisional and subject to change.

The numbers in the table below represent the number of Florida and non-Florida residents for whom test results were received by the Department of Health. A person can be tested by more than one laboratory and can have both positive and negative results. **Therefore, the sum of the numbers in each column will be larger than the total number of people tested.**

Reporting lab	Inconclusive	Negative	Positive	Percent positive	Total
LAKELAND MEDICAL CENTER			1	100%	1
UT MD ANDERSON CANCER CENTER-TUMOR MARKER LAB			1	100%	1
WATERBURY HOSPITAL REFERENCE LAB			1	100%	1
CVS OH4300POCT STRONGSVILLE		1			1
URGENT CARE OF KANSAS CITY			1	100%	1
ADVANCED LABORATORY SERVICES			1	100%	1
LP ELIZABETHTON		1			1
JACKSONVILLE VA OPC			1	100%	1
CVS SC2497POCT LEXINGTON		1			1
CVS OH3458POCT BEAVERCREEK		1			1
NFRC CLINICAL LAB			1	100%	1
PREMIER FAMILY AND SPORTS MEDICINE LLC			1	100%	1
JACKSBORO URGENT CARE			1	100%	1
HARDIN MEMORIAL HOSPITAL - HEARTLAND PATHOLOGY CONSULTANTS			1	100%	1
ALLIED PEDIATRICS & FAMILY MEDICINE			1	100%	1
FLORIDA HEART AND VASCULAR MULTISPECIALTY GROUP PA			1	100%	1
NORTH COUNTY MEDICAL LAB			1	100%	1
BROOKS REHAB			1	100%	1
WEILL CORNELL MEDICAL ASSOCIATES - EAST SIDE		1			1
F W HUSTON MEDICAL CENTER SENIOR LIVIN		1			1
WEST COCOA PHARMACY			1	100%	1
HABANA HEALTH CARE CENTER			1	100%	1
VELOCITY URGENT CARE - LITTLE CREEK			1	100%	1
SHELBYVILLE HOSPITAL COMPANY		1			1
WINTER GARDEN CHILDREN'S HEALTH CENTERS			1	100%	1
MEMORIAL HERMANN MEDICAL GROUP-ATASCOCITA PEDS			1	100%	1
ADVANCED INDIVIDUALIZED MEDICINE OF NAPLES			1	100%	1
NORTHERN KENTUCKY HEALTH DEPARTMENT			1	100%	1
Peninsula Nursing and Rehabilitation Center		1			1
HAYS CLINICAL LAB			1	100%	1
ARIZONA STATE LABORATORY			1	100%	1
NORTH BROWARD MEDICAL CENTER			1	100%	1
KROGER 915 - THE LITTLE CLINIC ANDERSON			1	100%	1
WillowBrooke Court at Westminster Village		1			1
GATEWAY HEALTHCARE, PC			1	100%	1
COLLINS NURSING HOME		1			1
MELBOURNE URGENT CARE			1	100%	1
CVS TX7827POCT ROUND ROCK		1			1
Oakland Nursing and Rehabilitation Center		1			1
HEALTHCARE FOR THE HOMELESS			1	100%	1
CONSOLIDATED			1	100%	1
Summit Medical Group Morristown Oncology		1			1
YOUTH HEALTH CENTER OF HUNTINGTON		1			1
MEDICAL ASSOCIATES OF PINELLAS - LAB			1	100%	1
LAKELAND REGIONAL HEALTH GRASSLANDS		1			1
Waycross Health and Rehabilitation		1			1

COVID-19: testing by laboratory

Data through Feb 4, 2021 verified as of Feb 5, 2021 at 09:25 AM

Data in this report are provisional and subject to change.

The numbers in the table below represent the number of Florida and non-Florida residents for whom test results were received by the Department of Health. A person can be tested by more than one laboratory and can have both positive and negative results. **Therefore, the sum of the numbers in each column will be larger than the total number of people tested.**

Reporting lab	Inconclusive	Negative	Positive	Percent positive	Total
PRIMARY CARE & PEDIATRICS - SHEPHERSTOWN		1			1
Valley Center (WV)			1	100%	1
GRAND VIEW HOSPITAL			1	100%	1
ST GERARD'S COMMUNITY OF CARE		1			1
WALGREENS #01398			1	100%	1
MCH PHYSICIANS GROUP			1	100%	1
CLEMENT MANOR HEALTH CENTER		1			1
INFECTION CONTROL DEPT			1	100%	1
PRIMARY AND URGENT CARE			1	100%	1
VA COMMUNITY BASED CLINIC - LAKE CITY			1	100%	1
CSL PLASMA LAB			1	100%	1
ASCARATE DIALYSIS			1	100%	1
URGENTMED PLANTATION			1	100%	1
PLANT CITY FAMILY CARE		1			1
VIP FAMILY PRACTICE			1	100%	1
C V S / PHARMACY #4396		1			1
Kroger 97 - The Little Clinic Hutchinson		1			1
MIDWEST COVENANT HOME, INC		1			1
BAYLOR SCOTT AND WHITE MEDICAL CENTER -CENTENTENNIAL			1	100%	1
OCCUPATIONAL HEALTH CENTER		1			1
MEDICAL ARTS LABORATORY			1	100%	1
NORTH OKALOOSA PHYSICIAN GRP - WALK IN CLINIC			1	100%	1
Good Samaritan Society - Albion		1			1
MANHATTAN COLLEGE HEALTH SERVICES		1			1
CRYSTAL RIVER FIRE DEPARTMENT			1	100%	1
MEDEXPRESS URGENT CARE - TOPEKA, SW WANAMAKER RD		1			1
Life Care Center of Auburn		1			1
UNIVERSITY OF MIAMI PRIMARY CARE SITE UMHC 3039			1	100%	1
Sanford Health & Rehabilitation			1	100%	1
NEWTON MEMORIAL HOSPITAL		1			1
CVS TX3292POCT WYLIE		1			1
MERCY GENERAL HOSPITAL			1	100%	1
LIFESPAN HEALTH - SELMER		1			1
CVS NC7057POCT SHELBY		1			1
Advanced Rehabilitation of Vernon		1			1
QLABS			1	100%	1
IM&P WELLNES CENTER			1	100%	1
BROADWAY HEALTH FLORIDA MEDICAL CLINIC URGENT CARE			1	100%	1
HALIFAX HEALTH PRIMARY CARE ORMOND			1	100%	1
SACRED HEART HOSPITAL NURSING			1	100%	1
MANOR CARE OF DELRAY BEACH FL LLC		1			1
KIOSK MEDICINE OF KENTUCKY LLC		1			1
HILTON HEAD HOSPITAL/INPATIENT			1	100%	1
SPHERE DX			1	100%	1
ST. JOHN HOSPITAL & MEDICAL CENTER			1	100%	1
CVS PA1296POCT DREXEL HILL		1			1

COVID-19: testing by laboratory

Data through Feb 4, 2021 verified as of Feb 5, 2021 at 09:25 AM

Data in this report are provisional and subject to change.

The numbers in the table below represent the number of Florida and non-Florida residents for whom test results were received by the Department of Health. A person can be tested by more than one laboratory and can have both positive and negative results. **Therefore, the sum of the numbers in each column will be larger than the total number of people tested.**

Reporting lab	Inconclusive	Negative	Positive	Percent positive	Total
AURORA MEDICAL CENTER-KENOSHA			1	100%	1
TITUSVILLE CENTER FOR SURGICAL EXCELLENCE LLC		1			1
ACCESS MEDICAL GROUP OF TAMPA INC			1	100%	1
PINEBROOK CARE AND REHABILITATION CENTER			1	100%	1
AVERA ST. MARY'S HOSPITAL			1	100%	1
CLARKSVILLE HEALTH SYSTEM			1	100%	1
FHPG SURGICAL ASSOCIATES OF EAST PASCO			1	100%	1
WASHINGTONVILLE PHARMACY INC		1			1
MED BAR LLC		1			1
BIOMERIEUX			1	100%	1
Essex Center for Rehabilitation and Healthcare		1			1
HACKENSACK UNIVERSITY MEDICAL CENTER		1			1
RM PHARMACY SERVICES INC		1			1
MORNINGSIDE NURSING AND REHABILITATION		1			1
CONVENIENT MEDICAL AND HEALTH SERVICES			1	100%	1
ADVENTHEALTH MEDICAL GROUP COMMUNITY MEDICINE			1	100%	1
UMMC MIDTOWN CAMPUS			1	100%	1
KINGWOOD EMERGENCY HOSPITAL			1	100%	1
Rockcastle Health and Rehab		1			1
Kroger 673 - The Little Clinic Dallas			1	100%	1
DE TAR HOSPITAL			1	100%	1
ALPHA CLINICAL LABORATORY CORP.			1	100%	1
OMNI HEALTHCARE URGENT CARE			1	100%	1
SIGNATURE CARE MEMORIAL CITY			1	100%	1
CONCORDIA MANOR			1	100%	1
MISSION HOSPITAL - MEMORIAL CAMPUS			1	100%	1
OHIO VALLEY MANOR NURSING &		1			1
CVS NJ715POCT WAYNE		1			1
CVS NC7213POCT MATTHEWS		1			1
CLERMONT HEALTH DEPARTMENT			1	100%	1
CVS CA9823POCT SACRAMENTO		1			1
Autumn Care of Suffolk		1			1
Aspire Physical Recovery Center at Cahaba River		1			1
SKYRIDGE CLINICAL ASSOCIATES		1			1
MERCY - NORTH IOWA			1	100%	1
BAYFRONT HEAL WOUND CARE AND HYPERBARIC CENTER			1	100%	1
PEACHEALTH LABORATORIES		1			1
FLORIDA MEDICAL CLINIC PA GI			1	100%	1
VA ST LOUIS HEALTH CARE SYSTEM			1	100%	1
CVS MD1515POCT LEONARDTOWN		1			1
EVENTIDE LUTHERAN HOME		1			1
DILELLA			1	100%	1
WAKULLA URGENT CARE & DIAGNOSTIC			1	100%	1
PALM BEACH DIGESTIVE ASSOCIATES			1	100%	1
ATRIA TAMARAC			1	100%	1
CVS MA1006POCT BROCKTON		1			1

COVID-19: testing by laboratory

Data through Feb 4, 2021 verified as of Feb 5, 2021 at 09:25 AM

Data in this report are provisional and subject to change.

The numbers in the table below represent the number of Florida and non-Florida residents for whom test results were received by the Department of Health. A person can be tested by more than one laboratory and can have both positive and negative results. **Therefore, the sum of the numbers in each column will be larger than the total number of people tested.**

Reporting lab	Inconclusive	Negative	Positive	Percent positive	Total
CTMD MEDICAL CENTER, PA			1	100%	1
KENDALL PEDIATRICS PARTNERS LLC			1	100%	1
BERKSHIRE MEDICAL CENTER			1	100%	1
VALLEY HOSPITAL MEDICAL CENTER		1			1
Ash Flat Healthcare and Rehabilitation Center			1	100%	1
JUPITER MEDICAL CENTER INC			1	100%	1
ST MARY'S OF SAGINAW		1			1
KAISER PERMANENTE REGIONAL REFERENCE LABORATORY		1			1
CARDIOLOGY AND FITNESS MEDICINE		1			1
ST.ELIZABETH HEALTH CENTER	1				1
ORMC-ARDEN/EOI			1	100%	1
Northern Nevada State Veterans Home		1			1
PASTEUR MEDICAL CENTER LLC		1			1
DEERFIELD BEACH REHABILITATION AND NURSING			1	100%	1
COVENANT HEALTH		1			1
CVS NV5286POCT HENDERSON		1			1
PORTSMOUTH REG. HOSPITAL			1	100%	1
MINUTECLINIC OF NEVADA-2955 S FT APACH		1			1
GOOD SAMARITAN SOCIETY - DE SMET		1			1
Livingston County Center for Nursing and Rehabilitation		1			1
ROSE HAVEN NURSING CENTER		1			1
Lemont Nursing and Rehab Center			1	100%	1
SIPERSTEIN DERMATOLOGY LLC			1	100%	1
SUNCOAST RESEARCH GROUP LLC			1	100%	1
CARENOW-MONTGOMERY			1	100%	1
WESLEY MEDICAL CENTER			1	100%	1
Kroger 522 - The Little Clinic Gahanna		1			1
RAYMOND F CARON MD			1	100%	1
COMMUNITY HEALTH CENTERS OF PINELLAS, INC			1	100%	1
PALMETTO PRIMARY CARE PHYSICIANS			1	100%	1
TRUMAN MEDICAL CENTER - HOSPITAL HILL			1	100%	1
TREASURE COAST MEDICAL CONCIERGE LLC			1	100%	1
SOUTH FLORIDA RESEARCH ORGANIZATION			1	100%	1
CLERMONT PEDIATRICS, PA			1	100%	1
HARRIS URGENT CARE CENTER			1	100%	1
MEDCOR CORPORATE CLINIC			1	100%	1
MAYO CLINIC BEACHES PRIMARY CARE CTR		1			1
MINUTECLINIC, LLC #07876			1	100%	1
PATHOLOGY		1			1
HUMC		1			1
EASTSIDE URGENT CARE			1	100%	1
Strasburg Care Center		1			1
CARESPOT EXPRESS HEALTHCARE BOYNTON BEACH			1	100%	1
BOND COUNTY HEALTH DEPARTMENT			1	100%	1
Shoreline Care Center			1	100%	1
ST. MICHAEL'S ELITE HOSPITAL			1	100%	1

COVID-19: testing by laboratory

Data through Feb 4, 2021 verified as of Feb 5, 2021 at 09:25 AM

Data in this report are provisional and subject to change.

The numbers in the table below represent the number of Florida and non-Florida residents for whom test results were received by the Department of Health. A person can be tested by more than one laboratory and can have both positive and negative results. **Therefore, the sum of the numbers in each column will be larger than the total number of people tested.**

Reporting lab	Inconclusive	Negative	Positive	Percent positive	Total
Walgreens #5065		1			1
COLOMBO'S PHARMACY		1			1
UNIVERSITY PLACE NURSING CENTER		1			1
Hillside Rehab and Care Center			1	100%	1
TAMPA HEALTH CARE PROVIDERS PA		1			1
PALM BEACH COUNTY SHERIFF OFFICE			1	100%	1
LOWER KEYS COMMUNITY HEALTH CENTER			1	100%	1
Kroger 518 - The Little Clinic Hermitage		1			1
MOUNT SINAI COMPREHENSIVE CANCER CENTER			1	100%	1
MEDEXPRESS URGENT CARE - DERBY N ROCK		1			1
BNJ		1			1
PRIMEX CLINICAL LABORATORIES INC			1	100%	1
INTERMOUNTAIN HEALTHCARE LABORATORY SERVICES			1	100%	1
WEST VIRGINIA LABORATORIES			1	100%	1
Harris Hill Nursing Facility		1			1
CITRUS HEALTH NETWORK INC			1	100%	1
LAKE MARY OPTUM FLORIDA			1	100%	1
MARYLAND DEPARTMENT OF HEALTH AND MENTAL HYGIENE-LABORATORIES			1	100%	1
FIU HEALTH CARE CENTER			1	100%	1
CENTRAL JERSEY URGENT CARE OF EATONTOW		1			1
FREDERICK AVENUE GROUP HOME		1			1
Kroger 407 - The Little Clinic Lexington		1			1
SKY RIDGE MEDICAL CENTER - MICRO			1	100%	1
DELAWARE DEPARTMENT OF HEATH			1	100%	1
NORTHSIDE FAMILY MEDICINE		1			1
Cornerstone at the Ranch		1			1
SHAMRA MEDICAL LABORATORY			1	100%	1
MIAMI-DADE COUNTY HEALTH DEPT.		1			1
BAYMEADOWS PEDIATRIC CARE		1			1
MT SINA1 HOSPICE			1	100%	1
WOOD COUNTY HEALTH DEPARTMENT			1	100%	1
HENRY FORD HOSPITAL			1	100%	1
PREMIER PEDIATRICS			1	100%	1
Jersey City Medical Center		1			1
UNIVERSITY OF MARYLAND PATHOLOGY ASSOCIATES			1	100%	1
JP MORGAN CHASE HEALTH SERVICES			1	100%	1
CVS SC2250POCT COLUMBIA		1			1
UNIVERSITY OF SOUTH FLORIDA			1	100%	1
Caldwell Care		1			1
CHP COVID-19 (TX)			1	100%	1
HENRY FORD WEST BLOOMFIELD HOSPITAL			1	100%	1
MINUTECLINIC DIAGNOSTIC OF NEVADA-9586			1	100%	1
FAMILY PRACTICE ASSOCIATES		1			1
MARTIN HEALTH PHYSICIAN GROUP			1	100%	1
GIBSON AREA PRIMARY CARE			1	100%	1
University Plaza Rehabilitation and Nursing			1	100%	1

COVID-19: testing by laboratory

Data through Feb 4, 2021 verified as of Feb 5, 2021 at 09:25 AM

Data in this report are provisional and subject to change.

The numbers in the table below represent the number of Florida and non-Florida residents for whom test results were received by the Department of Health. A person can be tested by more than one laboratory and can have both positive and negative results. **Therefore, the sum of the numbers in each column will be larger than the total number of people tested.**

Reporting lab	Inconclusive	Negative	Positive	Percent positive	Total
GULF COUNTY HEALTH DEPARTMENT			1	100%	1
PEDIATRIC PARTNERS			1	100%	1
URGENT CARE OF COASTAL GEORGIA			1	100%	1
Diversicare of Smyrna		1			1
BIOMAT ORLANDO		1			1
MOUNT ST MARYS HOSPITAL OF NIAGARA FALLS			1	100%	1
CEPERO PEDIATRICS PA			1	100%	1
SUNCOAST BEHAVIORAL HEALTH CENTER			1	100%	1
CIRRUS DX			1	100%	1
CHI ST VINCENT LITTLE ROCK DIAGNOSTIC CLINIC			1	100%	1
NEVADA DEPARTMENT OF HEALTH AND HUMAN SERVICES			1	100%	1
SACRED HEART HEALTH SYSTEM- MIDWIFE PROGRAM			1	100%	1
SOUTHWEST FLORIDA DIVISION LAB			1	100%	1
AFFILIATED LABORATORIES INC			1	100%	1
CULVER CITY URGENT CARE			1	100%	1
CHILDREN'S NATIONAL MEDICAL CENTER			1	100%	1
SOUTH FLORIDA BAPTIST HOSPITAL			1	100%	1
CLINICAL CARE, INC			1	100%	1
MED & CO INVESTMENT LLC		1			1
ASSOCIATES MD MEDICAL GROUP INC			1	100%	1
SYNERGY DIALYSIS INC			1	100%	1
PEDIATRIC ASSOCIATES - DORAL			1	100%	1
TARRANT MEDICAL ASSOCIATES			1	100%	1
THE HOSPITALS OF PROVIDENCE EMERGENCY ROOM			1	100%	1
AAA MEDICAL TESTING			1	100%	1
CVS NC7548POCT FUQUAY VARINA		1			1
WEST FLORIDA HOSPITAL LABORATORY			1	100%	1
NORDX			1	100%	1
WRIGHT PATTERSON AFB MEDICAL CENTER			1	100%	1
APS-SUMMIT CARE PHARMACY, LLC DBA OMNICARE		1			1
Brown Memorial Home		1			1
Regency Square			1	100%	1
Kroger 929 - The Little Clinic Corryville		1			1
PALM WEST INTERNIST PA			1	100%	1
FIRST CARE OF GAINESVILLE			1	100%	1
FLORIDA DEPARTMENT OF HEALTH IN CITRUS COUNTY		1			1
APOLLOMDX LLC			1	100%	1
INTERNAL MEDICINE EMILIA MURRAY MD PA		1			1
WMC HEALTH GROUP OF KISSIMMEE LLC			1	100%	1
MERITUS MEDICAL CENTER			1	100%	1
TIMPANOGOS REGIONAL HOSPITAL			1	100%	1
XSTREMEMD			1	100%	1
Sears Coastal Nursing and Rehab		1			1
CARING PROFESSIONAL HEALTH CARE LLC		1			1
PEDIATRIC ASSOCIATES - MIAMI LAKES		1			1
CVS IL2798POCT CHICAGO			1	100%	1

COVID-19: testing by laboratory

Data through Feb 4, 2021 verified as of Feb 5, 2021 at 09:25 AM

Data in this report are provisional and subject to change.

The numbers in the table below represent the number of Florida and non-Florida residents for whom test results were received by the Department of Health. A person can be tested by more than one laboratory and can have both positive and negative results. **Therefore, the sum of the numbers in each column will be larger than the total number of people tested.**

Reporting lab	Inconclusive	Negative	Positive	Percent positive	Total
WATERS EDGE ELEMENTARY SCHOOL			1	100%	1
Long Beach Care Center			1	100%	1
SHRIVERS PHARMACY AND WELLNESS CENTER			1	100%	1
BAPTIST ASI			1	100%	1
LABORATORIO MEDICO CENTRAL CONDOMINO MD			1	100%	1
LAKE VISTA DIALYSIS			1	100%	1
HEALTH PLUS SUNRISE MEDICAL OFFICE			1	100%	1
MIDDLETON PEDIATRICS			1	100%	1
CHRISTUS GOOD SHEPHERD MEDICAL CENTER			1	100%	1
LANTANA HC LAB			1	100%	1
Integrity Healthcare of Carbondale			1	100%	1
ADVENTHEALTH IMAGING LAKE NONA			1	100%	1
ST. LUKE'S HOSPITAL			1	100%	1
STANDIFER PLACE		1			1
HAVASU REGIONAL MEDICAL CENTER			1	100%	1
BRUSHY CREEK FAMILY HOSPITAL			1	100%	1
UNITED HEALTHCARE			1	100%	1
OCALA RKC EAST HEMO #1			1	100%	1
RESTORE MEDICAL PARTNERS PLLC			1	100%	1
CONCIERGE INTERNAL MEDICINE ASSOCIATES			1	100%	1
NORTHSIDE FAMILY MEDICINE AND URGENT CARE (CUMMING)		1			1
Mayfair Village Nursing Care Center		1			1
MEDEXPRESS URGENT CARE - PATRICK STREE			1	100%	1
EDWARD HOSPITAL			1	100%	1
PALM COAST DRAW STATION/AMERICAN HEALTH ASSOCIATES		1			1
Kroger 400 - The Little Clinic Hartley Bridge Rd			1	100%	1
Villages of St.Peters		1			1
CVS M05727POCT PLATTE CITY		1			1
AESTHETIC PHYSICIANS PC			1	100%	1
JOHN D. ARCHBOLD MEMORIAL HOSPITAL			1	100%	1
WORKFORCE HEALTH DEPARTMENT			1	100%	1
NORTH MIAMI BEACH SURGICAL CENTER			1	100%	1
THE MEDICAL CENTER			1	100%	1
GENESIS HEALTH SYSTEM			1	100%	1
RAPID MEDLAB (002MO)		1			1
CLEVELAND CLINIC AKRON GENERAL			1	100%	1
FAST PACE URGENT CARE			1	100%	1
MEDICAL LIFE-INC GUIDEWELL EMERGENCY MEDICINE			1	100%	1
COLUMBIA CREST CARE & RAHAB		1			1
LIBERTY HEALTH CENTER			1	100%	1
1ST CHOICE URGENT CARE CENTER LLC			1	100%	1
PEDIATRIC PARTNERS OF ZEPHYRHILLS PA			1	100%	1
LABONE		1			1
LANGLEY DIALYSIS			1	100%	1
HOME AIDE SVC OF EASTERN NY INC D/B/A		1			1
HEARTLAND REGIONAL MEDICAL CENTER		1			1

COVID-19: testing by laboratory

Data through Feb 4, 2021 verified as of Feb 5, 2021 at 09:25 AM

Data in this report are provisional and subject to change.

The numbers in the table below represent the number of Florida and non-Florida residents for whom test results were received by the Department of Health. A person can be tested by more than one laboratory and can have both positive and negative results. **Therefore, the sum of the numbers in each column will be larger than the total number of people tested.**

Reporting lab	Inconclusive	Negative	Positive	Percent positive	Total
MEDEXPRESS URGENT CARE - BECKLEY		1			1
NICKLAUS CHILDREN'S DORAL OUTPATIENT CENTER			1	100%	1
CVS OH2486POCT NILES			1	100%	1
BUFFALO CROSSINGS HEALTHCARE AND REHABILITATION CENTER			1	100%	1
VANAJA SUREDDI MD PA			1	100%	1
JUPITER PEDIATRIC ASSOCIATES, PA			1	100%	1
DOCTORS CARE - AIKEN MALL			1	100%	1
WELLMED AT LINEBAUGH AVE			1	100%	1
Kroger - KR070300083			1	100%	1
ADVENTHEALTH MEDICAL GROUP PEDIATRICS DIABETES &			1	100%	1
RESIDENCES AT MIAMI / REIGN GARDENS LLC, THE			1	100%	1
PATHOLOGYT & LAB MEDICINE SERVICES			1	100%	1
LOGAN COUNTY HOSPITAL			1	100%	1
FIVE STAR PREMIER RESIDENCES OF POMPANO BEACH			1	100%	1
PROFESSIONAL DIALYSIS CENTER			1	100%	1
Kroger 909 - The Little Clinic Hamilton			1	100%	1
CVS NV9586POCT RENO		1			1
Smg/North Jersey Hematology & Oncology		1			1
HPH HOME CARE			1	100%	1
LEHIGH REGIONAL WOUND CENTER			1	100%	1
LAKE MARY DIALYSIS			1	100%	1
SC-GA2018 THE RIDGE REHABILITATION & H		1			1
Excel Care Center			1	100%	1
MEDICAL ASSOCIATES OF THE SHOALS		1			1
MINUTECLINIC MINUTECLINIC #3665		1			1
SOUTHEASTERN INTEGRATED MEDICAL PL			1	100%	1
Kroger 532 - The Little Clinic Murfreesboro		1			1
Fairhaven Retirement Community		1			1
GOSHEN MEDICAL CENTER			1	100%	1
SMITH			1	100%	1
BICKERTON, DAWN		1			1
GOOD PEDIATRICS			1	100%	1
MINUTECLINIC DIAGNOSTICS OF OKLAHOMA		1			1
RAPID CITY REGIONAL HOSPITAL -579 ATTN. LABORATORY		1			1
DOCTORS HEARING			1	100%	1
BMC/NASSAU			1	100%	1
ACCOMPLISHED HOME CARE		1			1
MY URGENT CARE CLINIC			1	100%	1
RIVIERA BEACH HEALTH CENTER LAB			1	100%	1
MISSOURI DEPARTMENT OF HEALTH AND SENIOR SERVICES - STATE PH LAB		1			1
LEE MEMORIAL HOSPITAL OUTPATIENT SURGERY CENTER			1	100%	1
NHC Chattanooga			1	100%	1
MEDEXPRESS URGENT CARE - ST CLAIR, CLOVER DR.		1			1
DNA DIAGNOSTICS CENTER		1			1
MOBILE INFIRMARY MEDICAL CENTER			1	100%	1
Kroger - KR070600172		1			1

COVID-19: testing by laboratory

Data through Feb 4, 2021 verified as of Feb 5, 2021 at 09:25 AM

Data in this report are provisional and subject to change.

The numbers in the table below represent the number of Florida and non-Florida residents for whom test results were received by the Department of Health. A person can be tested by more than one laboratory and can have both positive and negative results. **Therefore, the sum of the numbers in each column will be larger than the total number of people tested.**

Reporting lab	Inconclusive	Negative	Positive	Percent positive	Total
INTEGRATED GENETICS SEQUENOM		1			1
CVS NC3853POCT BURLINGTON		1			1
CIMA MEDICAL CENTER			1	100%	1
SUSAN F. WILLIAMS M.D., P.A.			1	100%	1
Kroger 006 - The Little Clinic Uintah Gardens		1			1
CLINICAL TRIALS OF TAMPA LLC		1			1
BARRINGTON TERRACE NAPLES			1	100%	1
TRIPLE O MEDICAL SERVICES INC			1	100%	1
DAUGHTERS OF SARAH NURSING CENTER		1			1
PINEVILLE PHARMACY			1	100%	1
WELLMED AT FORT PIERCE		1			1
CVS NV5942POCT LAS VEGAS		1			1
IVY ROSEN MD PLLC		1			1
AMERICAN LAB LLC		1			1
PRINCIPLE DIAGNOSTICS LLC			1	100%	1
CVS AZ5026POCT MESA		1			1
FAMILY MEDICAL CLINIC KENDALL LLC			1	100%	1
LOUNDY		1			1
DEPARTMENT OF HEALTH SERVICES			1	100%	1
BRIDGEWATER PARK ASSISTED LIVING LLC			1	100%	1
Kroger 481 - The Little Clinic Houston Levee		1			1
MOORE CLINICAL RESEARCH INC			1	100%	1
SOUTHWOOD HEALTHCARE CENTER		1			1
PARRISH MEDICAL GROUP			1	100%	1
CVS NC2771POCT CLAYTON			1	100%	1
PARK LANE NURSING HOME		1			1
Mountain View Manor			1	100%	1
Holly Hill Healthcare Center			1	100%	1
BEAUMONT URGENT CARE		1			1
INSTANT MEDICAL CARE CENTER			1	100%	1
SOUTHWOOD NURSING & RETIREMENT CENTER		1			1
ICARE		1			1
REEVES COUNTY HOSPITAL DISTRICT			1	100%	1
LIFELINK OF FLORIDA			1	100%	1
MADISON AT OVIEDO			1	100%	1
CVS CA9103POCT ESCONDIDO		1			1
UF HEALTH PATHOLOGY LABORATORIES			1	100%	1
CAMBRIDGE HEALTH ALLIANCE			1	100%	1
GIFFORD MEMORIAL HOSPITAL		1			1
MINUTECLINIC DIAGNOSTIC OF OHIO #5060		1			1
CYPRESS VILLAGE REHAB CENTER		1			1
UNIVERSITY OF BALTIMORE WASHINGTON MEDICAL CENTER			1	100%	1
FLORIDA EPIDEMIOLOGY PROGRAM			1	100%	1
CVS PA2687POCT EXTON		1			1
ACUPATH LABORATORIES INC			1	100%	1
LAKEVIEW REGIONAL HOSPITAL			1	100%	1

COVID-19: testing by laboratory

Data through Feb 4, 2021 verified as of Feb 5, 2021 at 09:25 AM

Data in this report are provisional and subject to change.

The numbers in the table below represent the number of Florida and non-Florida residents for whom test results were received by the Department of Health. A person can be tested by more than one laboratory and can have both positive and negative results. **Therefore, the sum of the numbers in each column will be larger than the total number of people tested.**

Reporting lab	Inconclusive	Negative	Positive	Percent positive	Total
MEDICAL SPECIALISTS OF THE PALM BEACHES INC			1	100%	1
PIONEER CLINICAL RESEARCH LLC			1	100%	1
UNIVERSITY OF ILLINOIS VETERINARY DIAG		1			1
GRADY MEMORIAL HOSPITAL/MICRO			1	100%	1
Bethany Manor		1			1
CROSS CREEK HEALTH CARE		1			1
EMERALD COAST PEDIATRICS & ADOL			1	100%	1
TMH CANCER CENTER LABORATORY			1	100%	1
EAST FL CORE LAB			1	100%	1
PELICAN STATE OUTPATIENT CENTER			1	100%	1
GARDENS AT MAPLEWOOD			1	100%	1
FRESENIUS KIDNEY CARE			1	100%	1
NORTH RIVER FAMILY HEALTH CENTER			1	100%	1
CHC SOUTHWEST FLORIDA LAB-LIVE			1	100%	1
ALLIANCE MD DIRECT PRIMARY CARE			1	100%	1
JOSHUA E CHESIR MD		1			1
ROYAL OAK MEDICAL CENTER LLC DBA CHARACTER FAMILY			1	100%	1
ADAMS COUNTY HEALTH DEPARTMENT			1	100%	1
UNITYPOINT HEALTH TRINITY			1	100%	1
DIVERSICARE OF BIG SPRINGS		1			1
ASSISTED LIVING AT TREZEVANT		1			1
UW MEDICINE CHU LAB			1	100%	1
TERRELL URGENT CARE			1	100%	1
YOUR HEALTH PEDIATRICS			1	100%	1
MEDERI CARETENDERS VS OF SE FL LLC DBA			1	100%	1
bishop rehabilitation and nursing center		1			1
DEPARTMENT OF HEALTH AND ENVIRONMENTAL CONTROL			1	100%	1
BAPTIST HEALTH PRIMARY CARE AT DORAL			1	100%	1
MID FLORIDA COMMUNITY SERVICES			1	100%	1
WEST PENSACOLA DIALYSIS CENTER			1	100%	1
CALLE OCHO DIALYSIS			1	100%	1
MODERN URGENT CARE			1	100%	1
Waddell Nursing & Rehab Center		1			1
MOSAIC MEDICAL CENTER MARYVILLE			1	100%	1
PUBLIX PHARMACY #0332		1			1
NORTH FLORIDA CHILD DEVELOPMENT, INC			1	100%	1
Longwood Community Living Center		1			1
UPSON REGIONAL MEDICAL CENTER			1	100%	1
CARE STATION MEDICAL GROUP		1			1
SISTERS MISSION			1	100%	1
CHILTON MEDICAL CENTER		1			1
UMASS MEMORIAL/MARLBORO HOSPITAL			1	100%	1
CVS PA6902POCT BRYN MAWR		1			1
CAH ACQUISITION COMPANY 11 LLC			1	100%	1
WELLCARE URGENT CARE			1	100%	1
EXPRESS PHARMACY INC		1			1

COVID-19: testing by laboratory

Data through Feb 4, 2021 verified as of Feb 5, 2021 at 09:25 AM

Data in this report are provisional and subject to change.

The numbers in the table below represent the number of Florida and non-Florida residents for whom test results were received by the Department of Health. A person can be tested by more than one laboratory and can have both positive and negative results. **Therefore, the sum of the numbers in each column will be larger than the total number of people tested.**

Reporting lab	Inconclusive	Negative	Positive	Percent positive	Total
DIXITKUMAR N MODI MD PA			1	100%	1
BAPTIST HEALTH SURGERY CENTER			1	100%	1
MIAMI CEREBRAL PALSY RESIDENTIAL			1	100%	1
WW Chem Auto SS			1	100%	1
FLORIDA DEPARTMENT OF HEALTH PALM BEACH COUNTY			1	100%	1
WALKIN MEDICAL URGENT CARE,NEW CITY			1	100%	1
Portsmouth Health and Rehab			1	100%	1
TAMPA GENERAL MEDICAL GROUP LABORATORY HEALTHPARK			1	100%	1
Kroger 519 - The Little Clinic Staples Mill Road		1			1
LAKE MARY PEDIATRICS			1	100%	1
PATIENT FIRST-GENERAL BOOTH			1	100%	1
HEART HOSPITAL OF LAFAYETTE: EMERGENCY ROOM			1	100%	1
BRITTNEY WHELIHAN IRWIN ARNP LLC			1	100%	1
Virginia Gay Nursing and Rehab		1			1
WALGREENS #06025		1			1
MARQUETTE GENERAL HOSPITAL			1	100%	1
CHIPLEY DIALYSIS			1	100%	1
GUTHRIE CORNING HOSPITAL LABORATORY		1			1
DAVENPORT PEDIATRICS CLERMONT PA		1			1
SAINT ALPHONSUS REGIONAL MEDICAL CENTER			1	100%	1
KNAPP MEDICAL GROUP			1	100%	1
Douglas County Health Center		1			1
MAHONEY PEDIATRICS PA			1	100%	1
TITUSVILLE TOWERS ASSISTED LIVING		1			1
URGENT CARE OF FORT LAUDERDALE INC			1	100%	1
EXAC CARE CROSSVILLE		1			1
FAMILY MEDICINE AT CELEBRATION		1			1
POINTE MEDICAL SERVICES INC			1	100%	1
SANTA BARABARA ALF LLC (THE WINDSOR)			1	100%	1
CURELOGICS WOUND CARE & HYPERBARIC CENTER		1			1
CLEVELAND CLINIC OUTPATIENT LABORATORY			1	100%	1
Kroger 596 - The Little Clinic Brentwood		1			1
MOUNT SINAI MEDICAL CENTER AVENTURA ER			1	100%	1
Florida Baptist Retirement Center		1			1
CVS AZ10529POCT SCOTTSDALE		1			1
Jacaranda Manor			1	100%	1
SUPREME LABORATORY			1	100%	1
FLORIDA HOSPITAL LAB			1	100%	1
Chestnut Ridge Nursing & Rehab		1			1
Kroger 395 - The Little Clinic Blanchester		1			1
CVS TX10016POCT PRINCETON		1			1
UHS BINGHAMTON GENERAL			1	100%	1
ADVENT HEALTH - OWASA			1	100%	1
LAB PLUS, LLC			1	100%	1
The Palms Nursing and Rehabilitation		1			1
SKIN WELLNESS PHYSICIANS LLC		1			1

COVID-19: testing by laboratory

Data through Feb 4, 2021 verified as of Feb 5, 2021 at 09:25 AM

Data in this report are provisional and subject to change.

The numbers in the table below represent the number of Florida and non-Florida residents for whom test results were received by the Department of Health. A person can be tested by more than one laboratory and can have both positive and negative results. **Therefore, the sum of the numbers in each column will be larger than the total number of people tested.**

Reporting lab	Inconclusive	Negative	Positive	Percent positive	Total
MEDEXPRESS URGENT CARE - DANVILLE		1			1
Kroger 523 - The Little Clinic Dickson			1	100%	1
GEORGETOWN URGENT CARE			1	100%	1
UPMC NORTHWEST HOSPITAL			1	100%	1
HEALTH AND WELLNESS URGENT CARE LLC			1	100%	1
HCR ManorCare Greentree		1			1
Village Crest Center for Health & Rehabilitation		1			1
MINUTECLINIC, LLC #4507		1			1
SOMA MEDICAL CENTER PA #2 OAKLAND			1	100%	1
DIGNITY HEALING LLC			1	100%	1
NORTH SHORE HEMATOLOGY-ONCOLOGY ASSOCI		1			1
BEAUFORT MEMORIAL			1	100%	1
THE CHILDREN'S HOSPITAL OF PHILADELPHIA		1			1
ROAN MOUNTAIN MEDICAL CENTER			1	100%	1
SHARON REGIONAL MEDICAL CENTER			1	100%	1
MEDEXPRESS URGENT CARE CHICOPEE			1	100%	1
THE CLINIC ON SIXTH			1	100%	1
PAUL C SCHWARTZ & MELVIN L WEIDMAN		1			1
MEDIPLUS CLINIC, INC			1	100%	1
PULMONARY MEDICINE		1			1
PRIMACARE MEDICAL LAKEWOOD			1	100%	1
LOURDES URGENT CARE			1	100%	1
UF HEALTH - WILDLIGHT			1	100%	1
CONSULATE HEALTH CARE OF VERO BEACH			1	100%	1
PM PEDIATRICS PC			1	100%	1
BROOKDALE CROWN POINT			1	100%	1
Tremont Health & Rehabilitation Center		1			1
MEDPOST - NORTH DALLAS			1	100%	1
SUMMIT COUNTY PUBLIC HEALTH DEPARTMENT			1	100%	1
TLC MEDICAL			1	100%	1
WVU MEDICINE AT SUNCREST TOWNE CENTRE			1	100%	1
FLORIDA DIGESTIVE AND LIVER SPECIALISTS			1	100%	1
Kroger 717 - The Little Clinic Dolphin Drive			1	100%	1
PANCARE HEALTH - CARR ELEM & MIDDLE SCHOOL			1	100%	1
ATMORE COMMUNITY HOSPITAL			1	100%	1
CARESPOT - OCOEE			1	100%	1
ST JOHNS EPISCOPAL HOSPITAL SOUTH SHORE		1			1
HYDE PARK MEDICAL CENTER		1			1
SARNO FAMILY PRACTICE		1			1
			1	100%	1
FORT LOUDOUN PRIMARY CARE		1			1
POMPANO BEACH ARTIFICIAL KIDNEY CENTER			1	100%	1
UHEALTH CARDIOLOGY			1	100%	1
MEDERI CARETENDERS			1	100%	1
Vi at Aventura		1			1
Kroger 825 - The Little Clinic Dorothy Lane		1			1

COVID-19: testing by laboratory

Data through Feb 4, 2021 verified as of Feb 5, 2021 at 09:25 AM

Data in this report are provisional and subject to change.

The numbers in the table below represent the number of Florida and non-Florida residents for whom test results were received by the Department of Health. A person can be tested by more than one laboratory and can have both positive and negative results. **Therefore, the sum of the numbers in each column will be larger than the total number of people tested.**

Reporting lab	Inconclusive	Negative	Positive	Percent positive	Total
Kroger 57 - The Little Clinic Jay C Charlestown		1			1
SPRINGBROOK HOSPITAL			1	100%	1
SPARTA HEALTH & REHAB		1			1
DIVERSE MEDICAL CARE LLC			1	100%	1
INDIAN RIVER CLINICAL LABORATORY, INC.		1			1
LOPEZ		1			1
Birmingham Nursing & Rehab Center		1			1
Brookdale Southside			1	100%	1
IVY CREEK HEALTHCARE & WELLNESS CENTRE			1	100%	1
HELIX BIOMEDICS LLC			1	100%	1
INNOVATIVE GENOMICS, LLC			1	100%	1
QUICKCARE HEALTH, INC			1	100%	1
BROOKDALE FORT MYERS LAKES PARK			1	100%	1
FINLAY MEDICAL RESEARCH CORP			1	100%	1
INLET CONCIERGE MEDICINE			1	100%	1
MIAMI VASCULAR SURGERY			1	100%	1
Garden Isle Healthcare and Rehabilitation Center		1			1
NEMOURS CHILDREN'S PRIMARY CARE, ST CLOUD			1	100%	1
INNOVATIVE CARE II LLC			1	100%	1
SOUTHERN FAMILY HEALTH			1	100%	1
MEDEXPRESS URGENT CARE, EDWARDSVILLE		1			1
KETAMINE HEALTH CENTERS AT BONITA SPRINGS, LLC		1			1
AMD			1	100%	1
OPTUM OF HIALEAH		1			1
UNIVERSITY URGENT CARE			1	100%	1
CVS IL8753POCT CHICAGO		1			1
MINNESOTA DEPARTMENT OF HEALTH LABORATORY			1	100%	1
CARENOW URGENT CARE - SPRING			1	100%	1
IZ MEDICAL		1			1
RIVERSIDE COUNTY PUBLIC HEALTH LABORATORY			1	100%	1
TAYLOR COUNTY HEALTH DEPARTMENT			1	100%	1
Kroger 350 - The Little Clinic New Cut Road		1			1
Crestwood Nursing Center		1			1
PACE UNIVERSITY HEALTH CARE		1			1
ISLANDS ASSISTED LIVING FACILITY,THE			1	100%	1
JMJ FAMILY PRACTICE			1	100%	1
BOULDER COMMUNITY HOSPITAL			1	100%	1
MEDCOR, INC			1	100%	1
PARK AVENUE PEDIATRICS PC		1			1
Signature Healthcare of Georgetown		1			1
CARESOUTH HHA HOLDINGS OF THE TREASURE COAST LLC			1	100%	1
ADVENTHEALTH MEDICAL GROUP SENIOR HEALTH AT			1	100%	1
DIAGNOSTIC GROUP INTEGRATED HEALTHCARE			1	100%	1
Kroger 130 - The Little Clinic Colorado Springs		1			1
BAYCARE OUTREACH LAB AT NEW TAMPA			1	100%	1
The Pines at Poughkeepsie Center for Nursing and Rehabilitation		1			1

COVID-19: testing by laboratory

Data through Feb 4, 2021 verified as of Feb 5, 2021 at 09:25 AM

Data in this report are provisional and subject to change.

The numbers in the table below represent the number of Florida and non-Florida residents for whom test results were received by the Department of Health. A person can be tested by more than one laboratory and can have both positive and negative results. **Therefore, the sum of the numbers in each column will be larger than the total number of people tested.**

Reporting lab	Inconclusive	Negative	Positive	Percent positive	Total
MEDEXPRESS URGENT CARE - WAYNESBURG		1			1
HAWTHORNE HEALTH AND REHABILITATION			1	100%	1
CVS NC3803POCT MOORESVILLE		1			1
KIDSWOOD PEDIATRICS CORP			1	100%	1
ST JOSEPH'S HOSPITAL NORTH LABORATORY			1	100%	1
CORNERSTONE OF RECOVERY INC		1			1
CHIEFLAND MEDICAL CENTER			1	100%	1
BL DIAGNOSTICS LLC			1	100%	1
KNOX COMMUNITY HOSPITAL			1	100%	1
MARINA DEL REY HOSPITAL LAB			1	100%	1
COX HEALTH SOUTH LAB			1	100%	1
Total	81,381	15,072,874	2,260,188	13%	17,414,443