

COVID-19: summary of cases and monitoring

Data through Feb 2, 2021 verified as of Feb 3, 2021 at 09:25 AM

Data in this report are provisional and subject to change.

Cases: people with positive PCR or antigen test result		Cases: people with positive PCR or antigen test result	
Total cases		Risk factors for Florida residents	
Florida residents	1,712,326	Traveled	13,937
Non-Florida residents	32,293	Contact with a known case	644,768
Type of testing		Traveled and contact with a known case	18,989
Florida residents	1,712,326	Neither	1,034,632
Positive by BPHL/CDC	61,667	No travel and no contact	195,998
Positive by commercial/hospital lab	1,650,659	Travel is unknown	615,095
PCR positive	1,409,576	Contact is unknown	374,339
Antigen positive	302,750	Contact is pending	405,389
Non-Florida residents	32,293	Travel can be unknown and contact can be unknown or pending for the same case, these numbers will sum to more than the "neither" total.	
Positive by BPHL/CDC	825		
Positive by commercial/hospital lab	31,468		
PCR positive	22,846		
Antigen positive	9,447		
Characteristics			
Florida residents hospitalized	73,266		
Florida resident deaths	27,019		
Non-Florida resident deaths	453		
Hospitalized counts include anyone who was hospitalized at some point during their illness. It does not reflect the number of people currently hospitalized.			
More information on deaths identified through death certificate data is available on the National Center for Health Statistics website at www.cdc.gov/nchs/nvss/vsrr/COVID19/index.htm .			

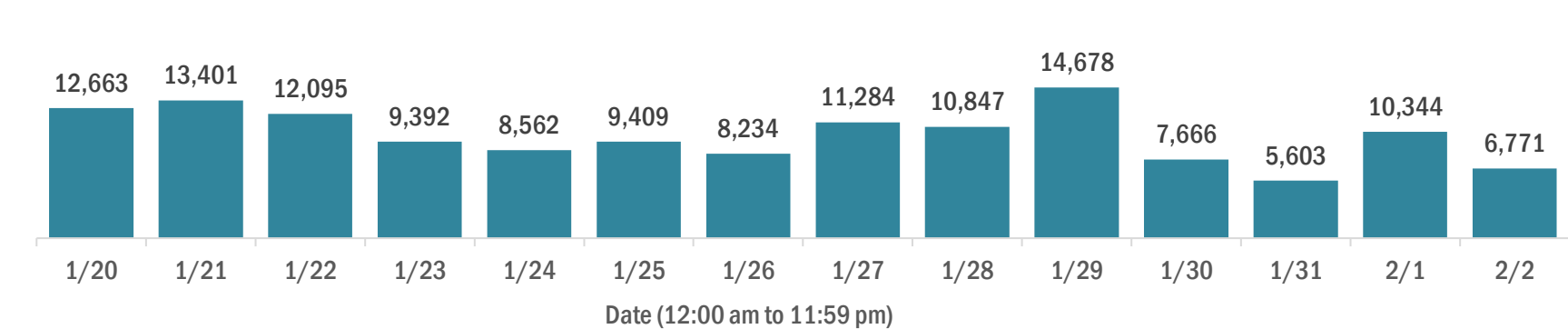
COVID-19: summary of laboratory testing

Data through Feb 2, 2021 verified as of Feb 3, 2021 at 09:25 AM

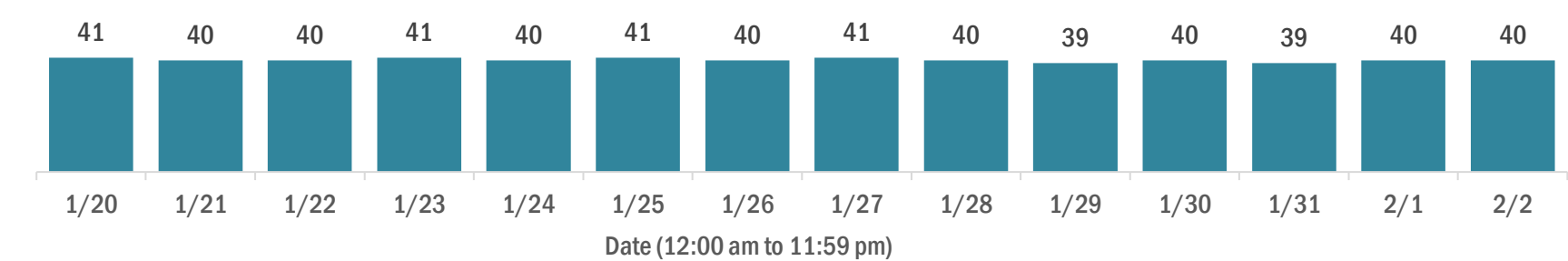
Data in this report are provisional and subject to change.

Cases in Florida residents per day for the past 2 weeks

Number of cases per day



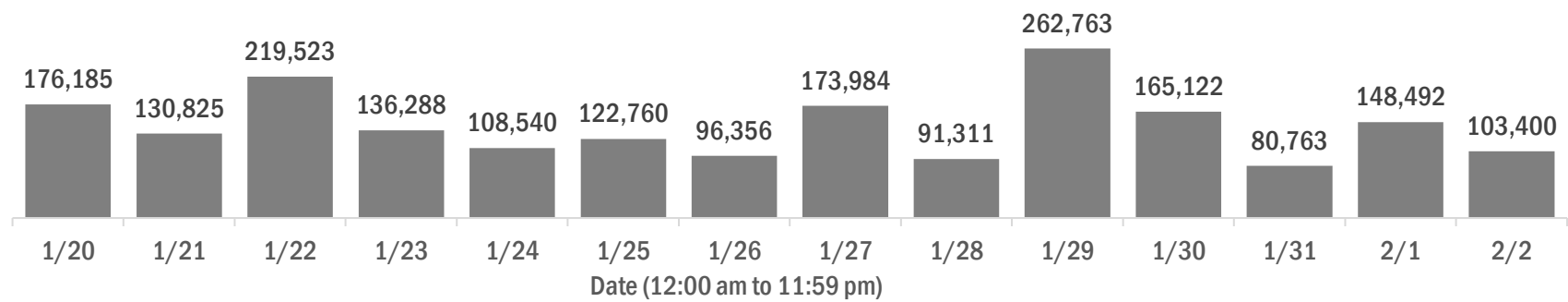
Median age of cases by day



Laboratory testing for Florida residents over the past 2 weeks

Number of Florida residents tested per day

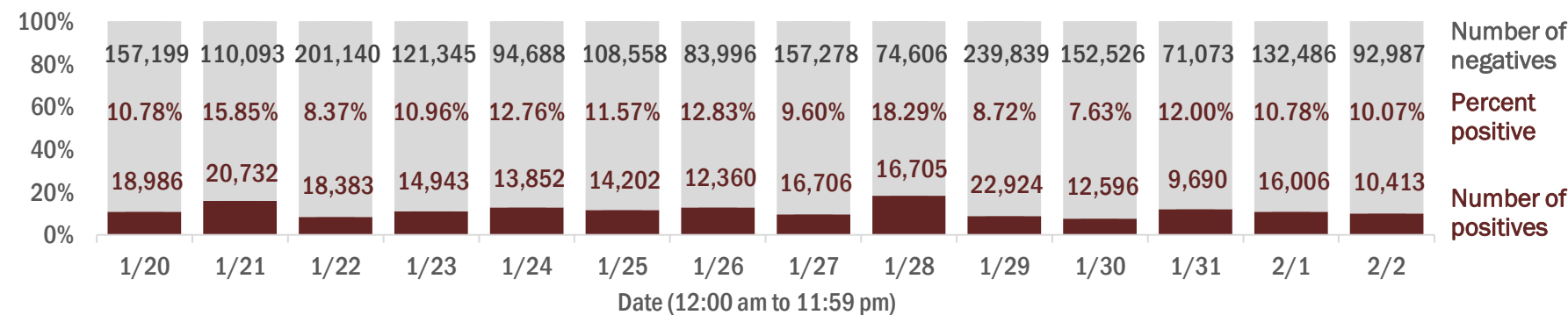
These counts include the number of people for whom the Department received PCR or antigen laboratory results by day. People tested on multiple days will be included for each day a new result was received. A person is only counted once for each day they are tested, regardless of whether multiple specimens are tested or multiple results are received.



Number and percent of Florida residents with positive test results

The percent of positive results ranged from 7.63% to 18.29% over the past 2 weeks and was 10.07% yesterday.

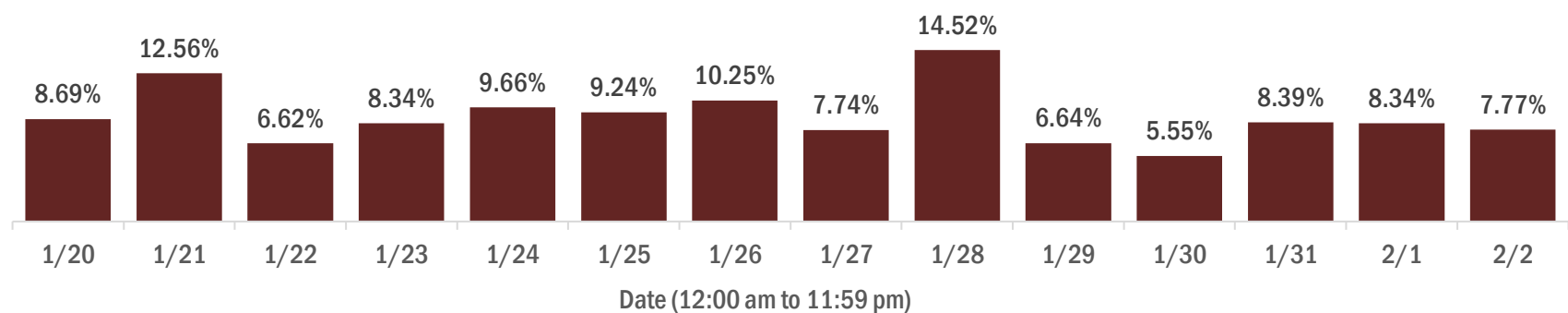
These counts include the number of people for whom the Department received PCR or antigen laboratory results by day. People tested on multiple days will be included for each day a new result was received. A person is only counted once for each day they are tested, regardless of whether multiple specimens are tested or multiple results are received. If a person has a positive specimen and a negative specimen in the same day, only the positive result is counted.



Percent positivity for new cases in Florida residents

The percent of positive results ranged from 5.55% to 14.52% over the past 2 weeks and was 7.77% yesterday.

This percent is the number of people who test PCR- or antigen-positive for the first time divided by all the people tested that day, excluding people who have previously tested positive.



COVID-19: characteristics of 1,712,326 Florida resident cases

Data through Feb 2, 2021 verified as of Feb 3, 2021 at 09:25 AM

Data in this report are provisional and subject to change.

Age group	Cases		Hospitalizations		Deaths	
0-4 years	32,855	2%	478	1%	0	0%
5-14 years	100,401	6%	445	1%	5	0%
15-24 years	263,300	15%	1,803	2%	39	0%
25-34 years	299,961	18%	3,631	5%	143	1%
35-44 years	265,452	16%	5,476	7%	404	1%
45-54 years	261,564	15%	8,420	11%	1,020	4%
55-64 years	225,555	13%	12,386	17%	2,896	11%
65-74 years	143,535	8%	15,221	21%	5,744	21%
75-84 years	80,076	5%	15,088	21%	8,194	30%
85+ years	38,400	2%	10,313	14%	8,574	32%
Unknown	1,227	0%	5	0%	0	0%
Total	1,712,326		73,266		27,019	

Gender	Cases	
Female	894,497	52%
Male	804,821	47%
Unknown	13,008	1%
Total	1,712,326	

Ethnicity	Cases		Hospitalizations		Deaths	
Hispanic	539,102	31%	18,833	26%	6,325	23%
Non-Hispanic	806,220	47%	50,616	69%	18,776	69%
Unknown	367,004	21%	3,817	5%	1,918	7%
Total	1,712,326		73,266		27,019	

Race and ethnicity	Cases		Hospitalizations		Deaths	
White	942,419	55%	47,446	65%	19,561	72%
Hispanic	358,624	21%	13,306	18%	4,983	18%
Non-Hispanic	510,842	30%	32,575	44%	13,643	50%
Unknown	72,953	4%	1,565	2%	935	3%
Black	224,562	13%	15,258	21%	4,388	16%
Hispanic	12,863	1%	631	1%	171	1%
Non-Hispanic	191,979	11%	14,282	19%	4,047	15%
Unknown	19,720	1%	345	0%	170	1%
Other race	249,860	15%	8,322	11%	2,187	8%
Hispanic	126,230	7%	4,424	6%	1,008	4%
Non-Hispanic	85,038	5%	3,506	5%	987	4%
Unknown	38,592	2%	392	1%	192	1%
Unknown race	295,485	17%	2,240	3%	883	3%
Hispanic	41,385	2%	472	1%	163	1%
Non-Hispanic	18,361	1%	253	0%	99	0%
Unknown	235,739	14%	1,515	2%	621	2%
Total	1,712,326		73,266		27,019	

Hospitalization counts include anyone who was hospitalized at some point during their illness. It does not reflect the number of people currently hospitalized. **Other race** includes any person with a race of American Indian/Alaskan native, Asian, native Hawaiian/Pacific Islander, or other.

COVID-19: deaths in Florida residents and staff of long-term care facilities

Data through Feb 2, 2021 verified as of Feb 3, 2021 at 09:25 AM

Data in this report are provisional and subject to change.

For current cases in residents or staff of long-term care facilities, please visit: <https://floridahealthcovid19.gov/>

County	Deaths		County	Deaths		County	Deaths	
Dade	950	<div></div> 10%	Martin	139	<div></div> 1%	Gilchrist	17	<div></div> 0%
Palm Beach	933	<div></div> 10%	Hernando	130	<div></div> 1%	Calhoun	14	<div></div> 0%
Pinellas	793	<div></div> 8%	Osceola	121	<div></div> 1%	Bradford	13	<div></div> 0%
Broward	569	<div></div> 6%	Charlotte	116	<div></div> 1%	Gadsden	13	<div></div> 0%
Hillsborough	498	<div></div> 5%	Indian River	106	<div></div> 1%	Gulf	13	<div></div> 0%
Polk	386	<div></div> 4%	Clay	101	<div></div> 1%	Washington	13	<div></div> 0%
Brevard	348	<div></div> 4%	Jackson	82	<div></div> 1%	Wakulla	12	<div></div> 0%
Sarasota	339	<div></div> 4%	Leon	78	<div></div> 1%	Baker	11	<div></div> 0%
Orange	333	<div></div> 3%	Bay	77	<div></div> 1%	Jefferson	10	<div></div> 0%
Duval	322	<div></div> 3%	St. Johns	75	<div></div> 1%	Holmes	9	<div></div> 0%
Lee	321	<div></div> 3%	Highlands	71	<div></div> 1%	Lafayette	8	<div></div> 0%
Volusia	234	<div></div> 2%	Santa Rosa	66	<div></div> 1%	Desoto	6	<div></div> 0%
Escambia	232	<div></div> 2%	Suwannee	56	<div></div> 1%	Flagler	6	<div></div> 0%
St. Lucie	220	<div></div> 2%	Alachua	55	<div></div> 1%	Franklin	5	<div></div> 0%
Marion	215	<div></div> 2%	Columbia	46	<div></div> 0%	Levy	4	<div></div> 0%
Seminole	207	<div></div> 2%	Sumter	38	<div></div> 0%	Monroe	4	<div></div> 0%
Pasco	194	<div></div> 2%	Nassau	32	<div></div> 0%	Taylor	3	<div></div> 0%
Collier	173	<div></div> 2%	Putnam	28	<div></div> 0%	Hardee	2	<div></div> 0%
Manatee	171	<div></div> 2%	Walton	24	<div></div> 0%	Dixie	1	<div></div> 0%
Lake	165	<div></div> 2%	Okeechobee	22	<div></div> 0%	Liberty	1	<div></div> 0%
Citrus	158	<div></div> 2%	Hendry	20	<div></div> 0%			
Okaloosa	144	<div></div> 2%	Madison	19	<div></div> 0%			
						Total	9,572	

Note: cases are summarized by the county of usual residence. Residents and staff may be cases associated with facilities that are not in their county of usual residence, resulting in cases being included below for counties that do not have facilities with known cases.

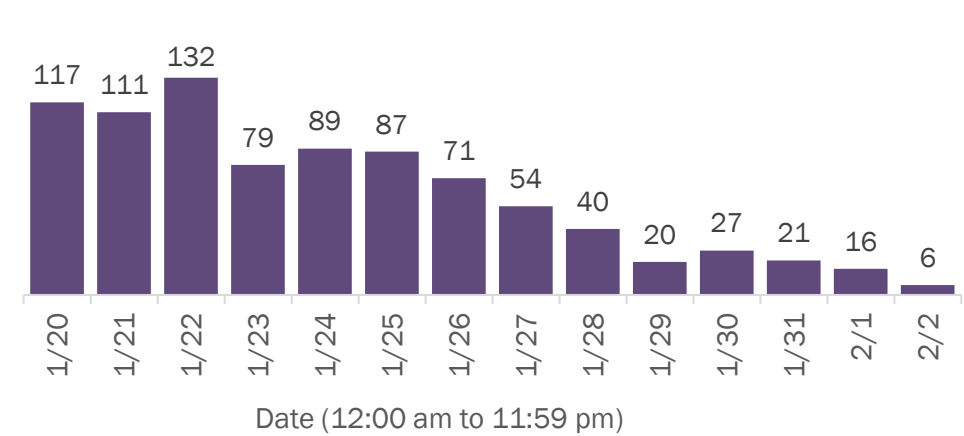
COVID-19: cases in Florida residents who have died

Data through Feb 2, 2021 verified as of Feb 3, 2021 at 09:25 AM

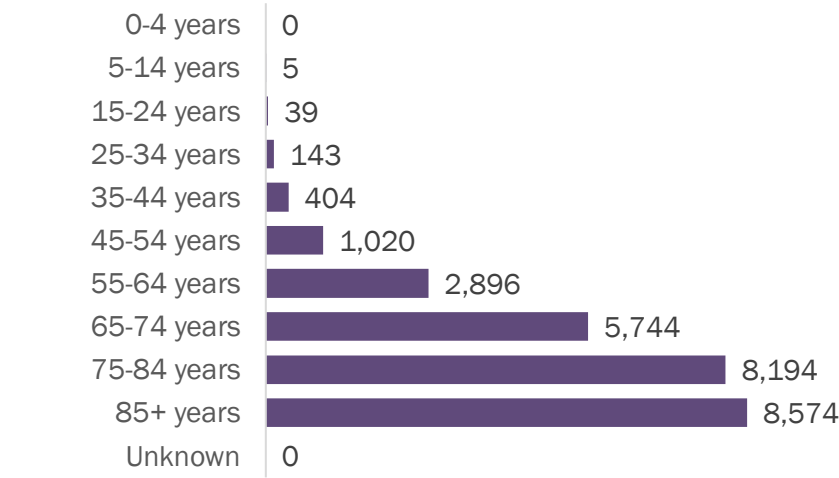
Data in this report are provisional and subject to change.

Demographics for all identified COVID-19 deaths: 27,019

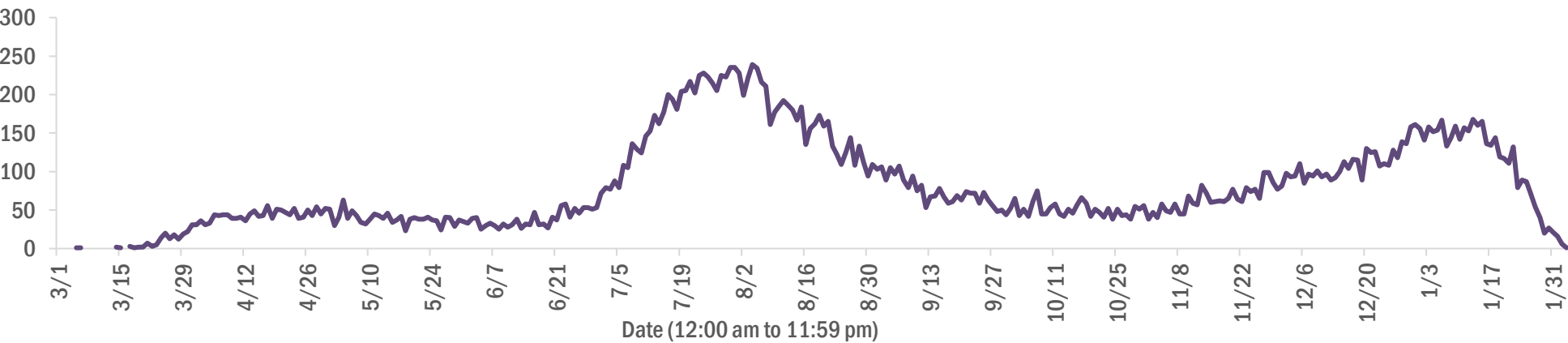
Deaths by date of death for the past 2 weeks



Deaths by age group



Deaths by date of death since March 2020



Age group	Deaths	Cases	Case fatality rate	Mortality rate per 100,000 population
0-4 years	0	32,855	0.0%	0.0
5-14 years	5	100,401	0.0%	0.2
15-24 years	39	263,300	0.0%	1.6
25-34 years	143	299,961	0.0%	5.0
35-44 years	404	265,452	0.2%	15.5
45-54 years	1,020	261,564	0.4%	36.6
55-64 years	2,896	225,555	1.3%	100.1
65-74 years	5,744	143,535	4.0%	236.7
75-84 years	8,194	80,076	10.2%	583.5
85+ years	8,574	38,400	22.3%	1484.6
Unknown	0	1,227	0.0%	
Total	27,019	1,712,326	1.6%	125.1

Race	Deaths	Cases	Case fatality rate	Mortality rate per 100,000 population
White	19,561	942,419	2.1%	117.1
Black	4,388	224,562	2.0%	120.0
Other	2,187	249,860	0.9%	175.8
Unknown	883	295,485	0.3%	
Total	27,019	1,712,326	1.6%	125.1

Gender	Deaths	Cases	Case fatality rate	Mortality rate per 100,000 population
Female	11,883	894,497	1.3%	107.6
Male	15,136	804,821	1.9%	143.4
Unknown	0	13,008	0.0%	
Total	27,019	1,712,326	1.6%	125.1

Ethnicity	Deaths	Cases	Case fatality rate	Mortality rate per 100,000 population
Hispanic	6,325	539,102	1.2%	111.4
Non-Hispanic	18,776	806,220	2.3%	117.9
Unknown	1,918	367,004	0.5%	
Total	27,019	1,712,326	1.6%	125.1

COVID-19: characteristics of 1,712,326 cases

Data through Feb 2, 2021 verified as of Feb 3, 2021 at 09:25 AM

Data in this report are provisional and subject to change.

Tables below include cases in Florida residents and non-Florida residents.

All 67 Florida counties have cases:

County	FL resident cases		Non-FL resident cases	Total cases	FL resident deaths	FL death rate
Dade	371,811	<div></div> 22%	4,741	376,552	4,919	1.3%
Broward	173,207	<div></div> 10%	2,099	175,306	2,125	1.2%
Palm Beach	106,726	<div></div> 6%	1,859	108,585	2,212	2.1%
Orange	103,280	<div></div> 6%	1,341	104,621	982	1.0%
Hillsborough	101,043	<div></div> 6%	867	101,910	1,336	1.3%
Duval	81,602	<div></div> 5%	1,361	82,963	945	1.2%
Pinellas	58,838	<div></div> 3%	1,484	60,322	1,307	2.2%
Lee	51,613	<div></div> 3%	1,719	53,332	808	1.6%
Polk	50,943	<div></div> 3%	354	51,297	979	1.9%
Osceola	33,440	<div></div> 2%	553	33,993	379	1.1%
Volusia	31,056	<div></div> 2%	509	31,565	540	1.7%
Escambia	28,141	<div></div> 2%	3,269	31,410	538	1.9%
Pasco	29,782	<div></div> 2%	267	30,049	560	1.9%
Brevard	29,537	<div></div> 2%	489	30,026	663	2.2%
Manatee	28,415	<div></div> 2%	533	28,948	503	1.8%
Collier	27,200	<div></div> 2%	939	28,139	413	1.5%
Leon	26,006	<div></div> 2%	832	26,838	239	0.9%
Sarasota	23,942	<div></div> 1%	1,122	25,064	638	2.7%
Marion	24,743	<div></div> 1%	101	24,844	607	2.5%
Seminole	24,329	<div></div> 1%	181	24,510	382	1.6%
Lake	21,876	<div></div> 1%	304	22,180	443	2.0%
Alachua	20,679	<div></div> 1%	243	20,922	176	0.9%
St. Lucie	19,727	<div></div> 1%	129	19,856	497	2.5%
St. Johns	18,420	<div></div> 1%	256	18,676	170	0.9%
Bay	16,453	<div></div> 1%	659	17,112	296	1.8%
Okaloosa	16,868	<div></div> 1%	182	17,050	288	1.7%
Santa Rosa	15,497	<div></div> 1%	203	15,700	217	1.4%
Clay	15,590	<div></div> 1%	35	15,625	265	1.7%
Hernando	9,995	<div></div> 1%	82	10,077	349	3.5%
Indian River	9,849	<div></div> 1%	84	9,933	235	2.4%
Charlotte	9,699	<div></div> 1%	149	9,848	304	3.1%
Martin	9,553	<div></div> 1%	177	9,730	243	2.5%
Citrus	8,716	<div></div> 1%	62	8,778	354	4.1%
Columbia	7,263	<div></div> 0%	34	7,297	143	2.0%
Sumter	7,170	<div></div> 0%	75	7,245	187	2.6%

County	FL resident cases		Non-FL resident cases	Total cases	FL resident deaths	FL death rate
Nassau	6,719	<div></div> 0%	398	7,117	95	1.4%
Highlands	6,516	<div></div> 0%	67	6,583	267	4.1%
Walton	5,820	<div></div> 0%	662	6,482	69	1.2%
Jackson	5,639	<div></div> 0%	63	5,702	133	2.4%
Putnam	5,505	<div></div> 0%	16	5,521	103	1.9%
Monroe	5,129	<div></div> 0%	284	5,413	41	0.8%
Flagler	5,324	<div></div> 0%	68	5,392	73	1.4%
Gadsden	5,129	<div></div> 0%	15	5,144	71	1.4%
Suwannee	4,860	<div></div> 0%	27	4,887	118	2.4%
Hendry	4,054	<div></div> 0%	18	4,072	57	1.4%
Desoto	3,400	<div></div> 0%	17	3,417	67	2.0%
Unknown	256	<div></div> 0%	3,084	3,340	0	0.0%
Okeechobee	3,268	<div></div> 0%	35	3,303	68	2.1%
Baker	3,065	<div></div> 0%	15	3,080	51	1.7%
Wakulla	2,981	<div></div> 0%	12	2,993	41	1.4%
Bradford	2,662	<div></div> 0%	10	2,672	46	1.7%
Hardee	2,592	<div></div> 0%	13	2,605	24	0.9%
Levy	2,583	<div></div> 0%	9	2,592	24	0.9%
Taylor	2,516	<div></div> 0%	7	2,523	35	1.4%
Washington	2,474	<div></div> 0%	21	2,495	35	1.4%
Holmes	2,067	<div></div> 0%	31	2,098	41	2.0%
Madison	1,825	<div></div> 0%	26	1,851	37	2.0%
Gulf	1,704	<div></div> 0%	22	1,726	34	2.0%
Union	1,669	<div></div> 0%	1	1,670	70	4.2%
Lafayette	1,534	<div></div> 0%	0	1,534	23	1.5%
Calhoun	1,530	<div></div> 0%	2	1,532	36	2.4%
Hamilton	1,495	<div></div> 0%	16	1,511	18	1.2%
Dixie	1,395	<div></div> 0%	3	1,398	13	0.9%
Jefferson	1,293	<div></div> 0%	22	1,315	22	1.7%
Franklin	1,217	<div></div> 0%	29	1,246	10	0.8%
Gilchrist	1,230	<div></div> 0%	3	1,233	28	2.3%
Liberty	997	<div></div> 0%	1	998	14	1.4%
Glades	869	<div></div> 0%	2	871	13	1.5%
Total	1,712,326		32,293	1,744,619	27,019	1.6%

COVID-19: characteristics of 1,712,326 Florida resident cases

Data through Feb 2, 2021 verified as of Feb 3, 2021 at 09:25 AM

Data in this report are provisional and subject to change.

The table below includes the cities and counties of residence for cases in Florida residents based on the patient's ZIP Code. Note that city is not always received as part of the initial notification and may be missing while the case is being investigated.

City and county	Cases
Miami, Dade	215,871
Orlando, Orange	76,818
Jacksonville, Duval	76,639
Tampa, Hillsborough	59,310
Hialeah, Dade	52,559
Fort Lauderdale, Broward	37,624
Hollywood, Broward	33,292
West Palm Beach, Palm Beach	26,187
Kissimmee, Osceola	25,905
Tallahassee, Leon	25,061
Pensacola, Escambia	23,320
Naples, Collier	22,870
Homestead, Dade	22,186
Saint Petersburg, Pinellas	21,883
Fort Myers, Lee	20,547
Bradenton, Manatee	18,646
Ocala, Marion	18,417
Boca Raton, Palm Beach	18,055
Lakeland, Polk	17,875
Pompano Beach, Broward	17,127
Gainesville, Alachua	16,517
Sarasota, Sarasota	14,772
Lake Worth, Palm Beach	13,068
Port Saint Lucie, St. Lucie	12,983
Cape Coral, Lee	12,922
Clearwater, Pinellas	11,574
Miami Beach, Dade	11,409
Miramar, Broward	11,272
Panama City, Bay	10,466
Boynton Beach, Palm Beach	10,337
Doral, Dade	9,995
Saint Augustine, St. Johns	9,936
Coral Springs, Broward	9,752
Miami Gardens, Dade	9,669
Melbourne, Brevard	8,756
Winter Haven, Polk	8,501
Lehigh Acres, Lee	8,121
Delray Beach, Palm Beach	8,094
Riverview, Hillsborough	7,684
Milton, Santa Rosa	7,567
Vero Beach, Indian River	7,562
Davie, Broward	7,451
New Port Richey, Pasco	6,882
Sunrise, Broward	6,777
Palm Bay, Brevard	6,692
Lake City, Columbia	6,662
Fort Pierce, St. Lucie	6,633
Saint Cloud, Osceola	6,538
Daytona Beach, Volusia	6,490
Coral Gables, Dade	6,482
Largo, Pinellas	6,461
Orange Park, Clay	6,414
Apopka, Orange	6,158
Spring Hill, Hernando	5,986
Plantation, Broward	5,873
Clermont, Lake	5,809
Brandon, Hillsborough	5,797
North Miami Beach, Dade	5,746
Davenport, Polk	5,659

COVID-19: characteristics of 1,712,326 Florida resident cases

Data through Feb 2, 2021 verified as of Feb 3, 2021 at 09:25 AM

Data in this report are provisional and subject to change.

The table below includes the cities and counties of residence for cases in Florida residents based on the patient's ZIP Code. Note that city is not always received as part of the initial notification and may be missing while the case is being investigated.

City and county	Cases
Plant City, Hillsborough	5,475
Weston, Broward	5,447
Sanford, Seminole	5,348
Jupiter, Palm Beach	5,315
Deltona, Volusia	5,285
Deerfield Beach, Broward	5,035
Winter Garden, Orange	5,026
Port Charlotte, Charlotte	4,795
Fort Walton Beach, Okaloosa	4,758
Tamarac, Broward	4,633
Stuart, Martin	4,540
Palm Coast, Flagler	4,501
Crestview, Okaloosa	4,424
Wesley Chapel, Pasco	4,326
Land O Lakes, Pasco	4,285
Deland, Volusia	4,233
Coconut Creek, Broward	4,186
Palm Beach Gardens, Palm Beach	4,162
Miami Lakes, Dade	4,124
Palmetto, Manatee	4,119
Winter Park, Orange	4,105
Palm Harbor, Pinellas	4,038
Margate, Broward	4,037
Wellington, Palm Beach	3,947
Oviedo, Seminole	3,932
Live Oak, Suwannee	3,815
Opa Locka, Dade	3,814
Middleburg, Clay	3,777
Altamonte Springs, Seminole	3,757
Port Orange, Volusia	3,668
Venice, Sarasota	3,646
Lutz, Hillsborough	3,639
Haines City, Polk	3,585
North Port, Sarasota	3,577
Punta Gorda, Charlotte	3,518
Sebring, Highlands	3,496
Leesburg, Lake	3,495
Brooksville, Hernando	3,488
Ocoee, Orange	3,472
Valrico, Hillsborough	3,451
Hallandale, Broward	3,436
Saint Johns, St. Johns	3,376
The Villages, Sumter	3,366
Arcadia, Desoto	3,307
Okeechobee, Okeechobee	3,257
Pembroke Pines, Broward	3,251
Bonita Springs, Lee	3,236
Ormond Beach, Volusia	3,224
Seminole, Pinellas	3,190
Navarre, Santa Rosa	3,144
Immokalee, Collier	3,122
Zephyrhills, Pasco	3,112
Windermere, Orange	2,979
Longwood, Seminole	2,976
Pinellas Park, Pinellas	2,929
Gulf Breeze, Santa Rosa	2,927
Cantonment, Escambia	2,857
North Lauderdale, Broward	2,847
Ruskin, Hillsborough	2,820

COVID-19: characteristics of 1,712,326 Florida resident cases

Data through Feb 2, 2021 verified as of Feb 3, 2021 at 09:25 AM

Data in this report are provisional and subject to change.

The table below includes the cities and counties of residence for cases in Florida residents based on the patient's ZIP Code. Note that city is not always received as part of the initial notification and may be missing while the case is being investigated.

City and county	Cases
Niceville, Okaloosa	2,806
North Miami, Dade	2,779
Cutler Ridge, Dade	2,748
Cocoa, Brevard	2,725
Jacksonville Beach, Duval	2,724
Quincy, Gadsden	2,716
Crawfordville, Wakulla	2,680
Panama City Beach, Bay	2,680
Key West, Monroe	2,670
Lake Worth Beach, Palm Beach	2,642
Palatka, Putnam	2,569
Casselberry, Seminole	2,514
Hudson, Pasco	2,489
Bartow, Polk	2,485
Dade City, Pasco	2,478
Green Cove Springs, Clay	2,440
Fernandina Beach, Nassau	2,415
Port Richey, Pasco	2,406
North Fort Myers, Lee	2,395
Perry, Taylor	2,372
Oakland Park, Broward	2,312
Ponte Vedra Beach, St. Johns	2,308
Lake Mary, Seminole	2,278
Auburndale, Polk	2,270
Marianna, Jackson	2,266
Winter Springs, Seminole	2,223
Kissimmee, Polk	2,223
New Smyrna Beach, Volusia	2,200
Lynn Haven, Bay	2,199
Titusville, Brevard	2,192
Aventura, Dade	2,184
Tarpon Springs, Pinellas	2,132
Lake Wales, Polk	2,132
Clewiston, Hendry	2,132
Merritt Island, Brevard	2,118
Inverness, Citrus	2,091
Fleming Island, Clay	2,041
Belle Glade, Palm Beach	2,000
Eustis, Lake	1,989
Santa Rosa Beach, Walton	1,982
Royal Palm Beach, Palm Beach	1,976
Chipley, Washington	1,929
Wimauma, Hillsborough	1,921
Estero, Lee	1,917
Defuniak Springs, Walton	1,909
Cooper City, Broward	1,889
Parkland, Broward	1,884
Dunedin, Pinellas	1,866
Loxahatchee, Palm Beach	1,854
Labelle, Hendry	1,806
Holiday, Pasco	1,796
Key Biscayne, Dade	1,790
Starke, Bradford	1,789
Sarasota, Manatee	1,768
Destin, Okaloosa	1,759
Rockledge, Brevard	1,755
Mount Dora, Lake	1,717
Avon Park, Highlands	1,692
Odessa, Hillsborough	1,690

COVID-19: characteristics of 1,712,326 Florida resident cases

Data through Feb 2, 2021 verified as of Feb 3, 2021 at 09:25 AM

Data in this report are provisional and subject to change.

The table below includes the cities and counties of residence for cases in Florida residents based on the patient's ZIP Code. Note that city is not always received as part of the initial notification and may be missing while the case is being investigated.

City and county	Cases
Parrish, Manatee	1,684
Mulberry, Polk	1,681
Palm City, Martin	1,656
Tavares, Lake	1,631
Seffner, Hillsborough	1,580
Yulee, Nassau	1,577
Riviera Beach, Palm Beach	1,570
Summerfield, Marion	1,560
Wauchula, Hardee	1,520
Mayo, Lafayette	1,510
Coconut Grove, Dade	1,493
Bonifay, Holmes	1,488
Macclenny, Baker	1,483
Groveland, Lake	1,479
Crossings, Dade	1,458
Carol City, Dade	1,449
Pinecrest, Dade	1,438
Maitland, Orange	1,434
Callahan, Nassau	1,426
Missing, Dade	1,410
Orange City, Volusia	1,406
Ponte Vedra, St. Johns	1,404
Lithia, Hillsborough	1,374
Sebastian, Indian River	1,371
Crystal River, Citrus	1,340
Lady Lake, Lake	1,306
Homosassa, Citrus	1,299
Lake Butler, Union	1,288
Pace, Santa Rosa	1,249
Palmetto Bay, Dade	1,238
Dania, Broward	1,236
Biscayne Park, Dade	1,231
Atlantic Beach, Duval	1,230
Madison, Madison	1,221
Sun City Center, Hillsborough	1,219
Lake Placid, Highlands	1,219
Gibsonton, Hillsborough	1,199
Florida City, Dade	1,194
Monticello, Jefferson	1,188
Indiantown, Martin	1,187
Graceville, Jackson	1,169
Dover, Hillsborough	1,158
Oldsmar, Pinellas	1,146
Hobe Sound, Martin	1,142
Alachua, Alachua	1,139
Century, Escambia	1,120
Apollo Beach, Hillsborough	1,117
Edgewater, Volusia	1,112
Palm Springs, Palm Beach	1,104
Dunnellon, Marion	1,089
Debary, Volusia	1,063
Bellevue, Marion	1,053
Newberry, Alachua	1,028
North Palm Beach, Palm Beach	1,024
Lantana, Palm Beach	1,023
Havana, Gadsden	1,015
El Portal, Dade	1,013
Lecanto, Citrus	1,006
Hilliard, Nassau	1,004

COVID-19: characteristics of 1,712,326 Florida resident cases

Data through Feb 2, 2021 verified as of Feb 3, 2021 at 09:25 AM

Data in this report are provisional and subject to change.

The table below includes the cities and counties of residence for cases in Florida residents based on the patient's ZIP Code. Note that city is not always received as part of the initial notification and may be missing while the case is being investigated.

City and county	Cases
South Miami, Dade	1,000
Jasper, Hamilton	989
Williston, Levy	972
Blountstown, Calhoun	972
Jensen Beach, Martin	925
Freeport, Walton	922
Safety Harbor, Pinellas	912
Beverly Hills, Citrus	911
Ellenton, Manatee	902
Satellite Beach, Brevard	900
Sanderson, Baker	897
Everglades National Park, Dade	887
Wewahitchka, Gulf	878
Keystone Heights, Clay	872
Trenton, Gilchrist	863
Wildwood, Sumter	862
Lauderhill, Broward	846
Nokomis, Sarasota	840
Fellsmere, Indian River	833
Mary Esther, Okaloosa	829
Coleman, Sumter	817
Moore Haven, Glades	815
Frostproof, Polk	814
Englewood, Charlotte	813
Wilton Manors, Broward	810
Fisher Island, Dade	805
Hernando, Citrus	805
Port Saint Joe, Gulf	799
Bushnell, Sumter	793
Dunnellon, Citrus	784
Polk City, Polk	782
Bristol, Liberty	775
Key Largo, Monroe	773
Cross City, Dixie	769
Medley, Dade	759
Shalimar, Okaloosa	750
South Bay, Palm Beach	724
Lauderdale Lakes, Broward	723
Pahokee, Palm Beach	715
Marco Island, Collier	704
Uleta, Dade	704
Olympia Heights, Dade	703
Chattahoochee, Gadsden	687
Glen Saint Mary, Baker	682
Coral, Dade	679
Cocoa Beach, Brevard	669
Fort Meade, Polk	664
High Springs, Alachua	664
Englewood, Sarasota	657
Crescent City, Putnam	652
Interlachen, Putnam	643
Indialantic, Brevard	637
Miramar Beach, Walton	635
Lawtey, Bradford	634
Sorrento, Lake	633
Chiefland, Levy	632
Thonotosassa, Hillsborough	630
Minneola, Lake	627
Spring Hill, Pasco	626

COVID-19: characteristics of 1,712,326 Florida resident cases

Data through Feb 2, 2021 verified as of Feb 3, 2021 at 09:25 AM

Data in this report are provisional and subject to change.

The table below includes the cities and counties of residence for cases in Florida residents based on the patient's ZIP Code. Note that city is not always received as part of the initial notification and may be missing while the case is being investigated.

City and county	Cases
Marathon, Monroe	611
Trinity, Pasco	610
Bowling Green, Hardee	607
Jacksonville, St. Johns	602
Fruitland Park, Lake	595
Neptune Beach, Duval	586
Lake Alfred, Polk	582
Southwest Ranches, Broward	582
Old Town, Dixie	576
Fort Myers Beach, Lee	571
Fort White, Columbia	550
West Melbourne, Brevard	541
Umatilla, Lake	537
Sneads, Jackson	522
Baker, Okaloosa	517
Carrabelle, Franklin	516
Bronson, Levy	509
Belle Isle, Orange	508
Clearwater Beach, Pinellas	496
South Daytona, Volusia	493
Jay, Santa Rosa	491
Sweetwater, Dade	470
Gulfport, Pinellas	468
Palm Beach, Palm Beach	465
Weeki Wachee, Hernando	464
Silver Springs, Marion	460
Cottdonale, Jackson	458
Hawthorne, Alachua	448
Mascotte, Lake	444
Midway, Gadsden	434
Molino, Escambia	433
East Palatka, Putnam	427
Bunnell, Flagler	426
Citra, Marion	425
Oakland, Orange	424
Florida State University, Leon	422
Oxford, Sumter	417
Zolfo Springs, Hardee	416
Rotunda West, Charlotte	414
Surfside, Dade	402
Altha, Calhoun	398
Myakka City, Manatee	398
Apalachicola, Franklin	397
Melbourne Beach, Brevard	393
Centerville, Leon	393
Youngstown, Bay	389
Cape Canaveral, Brevard	385
Tavernier, Monroe	376
Branford, Suwannee	376
Celebration, Osceola	372
Ocklawaha, Marion	372
Flagler Beach, Flagler	371
Indian Harbour Beach, Brevard	360
Alva, Lee	358
Mims, Brevard	351
Raiford, Union	351
Hastings, St. Johns	346
Bal Harbour, Dade	346
Archer, Alachua	343

COVID-19: characteristics of 1,712,326 Florida resident cases

Data through Feb 2, 2021 verified as of Feb 3, 2021 at 09:25 AM

Data in this report are provisional and subject to change.

The table below includes the cities and counties of residence for cases in Florida residents based on the patient's ZIP Code. Note that city is not always received as part of the initial notification and may be missing while the case is being investigated.

City and county	Cases
Dundee, Polk	340
Bell, Gilchrist	336
Haverhill, Palm Beach	335
Osprey, Sarasota	328
De Leon Springs, Volusia	327
Webster, Sumter	323
Grand Ridge, Jackson	319
Eagle Lake, Polk	315
Pierson, Volusia	313
West Miami, Dade	309
Malone, Jackson	306
Greenville, Madison	303
Holly Hill, Volusia	302
Floral City, Citrus	297
Jennings, Hamilton	297
Lake Park, Palm Beach	293
Vernon, Washington	293
Ave Maria, Collier	289
Eastpoint, Franklin	287
Tequesta, Palm Beach	287
Grand Island, Lake	285
Chuluota, Seminole	283
Satsuma, Putnam	283
Lehigh, Lee	282
Westville, Holmes	280
Gotha, Orange	276
Montverde, Lake	274
Elkton, St. Johns	270
Melrose, Putnam	270
Indian Rocks Beach, Pinellas	264
Bryceville, Nassau	262
Reddick, Marion	262
Greenwood, Jackson	260
Laurel Hill, Okaloosa	255
Alafaya, Orange	254
Malabar, Brevard	251
Valparaiso, Okaloosa	251
Kenneth City, Pinellas	250
Sebastian, Brevard	249
Ponce De Leon, Holmes	245
San Antonio, Pasco	244
Winter Park, Seminole	244
O Brien, Suwannee	240
Belleair, Pinellas	232
Fort Mccoy, Marion	231
South Pasadena, Pinellas	229
Lake Panasoffkee, Sumter	229
Anthony, Marion	222
Edgewood, Orange	220
Geneva, Seminole	214
Gretna, Gadsden	212
Morriston, Levy	211
Inlet Beach, Walton	211
Sanibel, Lee	210
Southport, Bay	209
White Springs, Hamilton	208
Hosford, Liberty	207
Lee, Madison	206
Fountain, Bay	203

COVID-19: characteristics of 1,712,326 Florida resident cases

Data through Feb 2, 2021 verified as of Feb 3, 2021 at 09:25 AM

Data in this report are provisional and subject to change.

The table below includes the cities and counties of residence for cases in Florida residents based on the patient's ZIP Code. Note that city is not always received as part of the initial notification and may be missing while the case is being investigated.

City and county	Cases
Greenacres, Palm Beach	201
Kindred, Osceola	200
Wellborn, Suwannee	199
Bay Harbor Islands, Dade	192
Weirsdale, Marion	191
Hallandale Beach, Broward	190
Saint James City, Lee	187
Mcdavid, Escambia	186
Fern Park, Seminole	185
Longboat Key, Manatee	185
Eglin Air Force Base, Okaloosa	185
Mcalpin, Suwannee	181
Azalea Park, Orange	179
University Of Central Fl, Orange	177
The Villages, Marion	175
Sopchoppy, Wakulla	173
Holmes Beach, Manatee	172
Altoona, Lake	169
Juno Beach, Palm Beach	169
Howey-In-The-Hills, Lake	166
Lakewood Ranch, Manatee	166
Alford, Jackson	165
Islamorada, Monroe	164
Holt, Okaloosa	164
Babson Park, Polk	162
Zellwood, Orange	160
Astatula, Lake	160
Micanopy, Alachua	158
Madeira Beach, Pinellas	156
Lauderdale By The Sea, Broward	154
Caryville, Washington	153
The Villages, Lake	152
University Of Miami, Dade	150
Poinciana, Polk	150
Summerland Key, Monroe	146
Missing, Orange	145
Missing, Volusia	144
Atlantis, Palm Beach	143
Center Hill, Sumter	143
Bokeelia, Lee	141
Mangonia Park, Palm Beach	141
Lockhart, Orange	140
Pomona Park, Putnam	139
Clair-Mel City, Hillsborough	139
Bay Lake, Orange	138
Lake Helen, Volusia	137
Viera, Brevard	136
Hiawassee, Orange	136
Odessa, Pasco	134
Oak Hill, Volusia	134
Rocky Point, Hillsborough	132
University Of Fl, Alachua	128
Golden Beach, Dade	127
Ponce Inlet, Volusia	125
Osteen, Volusia	123
Grant-Valkaria, Brevard	123
Hypoluxo, Palm Beach	122
Carrollwood, Hillsborough	122
Hollister, Putnam	121

COVID-19: characteristics of 1,712,326 Florida resident cases

Data through Feb 2, 2021 verified as of Feb 3, 2021 at 09:25 AM

Data in this report are provisional and subject to change.

The table below includes the cities and counties of residence for cases in Florida residents based on the patient's ZIP Code. Note that city is not always received as part of the initial notification and may be missing while the case is being investigated.

City and county	Cases
Baldwin, Duval	120
Apopka, Seminole	119
Matlacha, Lee	116
Clarksville, Calhoun	114
San Mateo, Putnam	112
Sumterville, Sumter	111
Cutler Bay, Dade	111
Cloud Lake, Palm Beach	110
Hampton, Bradford	109
Steinhatchee, Taylor	109
Citrus Springs, Citrus	109
Big Pine Key, Monroe	109
Kendall, Dade	108
Lutz, Pasco	108
Lake Hamilton, Polk	107
Placida, Charlotte	104
Lady Lake, Sumter	103
Inglis, Levy	102
Paisley, Lake	102
Buena Ventura Lakes, Osceola	99
South Fort Myers, Lee	97
Panacea, Wakulla	97
Seville, Volusia	96
Christmas, Orange	95
Callaway, Bay	94
Temple Terrace, Hillsborough	91
Belleair Beach, Pinellas	91
Dinsmore, Duval	91
Lamont, Jefferson	90
Harmony, Osceola	90
Waldo, Alachua	89
Hurlburt Field, Okaloosa	89
Canal Point, Palm Beach	89
Tierra Verde, Pinellas	89
Florahome, Putnam	88
Brooker, Bradford	87
Bascom, Jackson	86
Astor, Lake	85
University Of Central Florida, Orange	84
Tyndall Air Force Base, Bay	82
Barefoot Bay, Brevard	81
Fruit Cove, St. Johns	80
Maitland, Seminole	79
Lighthouse Point, Broward	78
Pinetta, Madison	77
Lorida, Highlands	77
F M, Lee	77
Cedar Key, Levy	76
Crystal Beach, Pinellas	75
University Of South Florida, Hillsborough	75
Barry University, Dade	73
Palma Ceia, Hillsborough	73
Avon Park, Polk	72
Ocean Ridge, Palm Beach	71
Bradenton Beach, Manatee	71
Campbellton, Jackson	70
Kathleen, Polk	70
Patrick Air Force Base, Brevard	69
West Park, Broward	69

COVID-19: characteristics of 1,712,326 Florida resident cases

Data through Feb 2, 2021 verified as of Feb 3, 2021 at 09:25 AM

Data in this report are provisional and subject to change.

The table below includes the cities and counties of residence for cases in Florida residents based on the patient's ZIP Code. Note that city is not always received as part of the initial notification and may be missing while the case is being investigated.

City and county	Cases
Eatonville, Orange	69
Dania Beach, Broward	69
Missing, Lee	68
Welaka, Putnam	68
Ochopee, Collier	67
Missing, St. Johns	67
Fort Denaud, Hendry	66
Saint Pete Beach, Pinellas	65
Air Mail Facility, Dade	64
Yalaha, Lake	63
Stock Island, Monroe	62
City Of Sunrise, Broward	62
Saint Leo, Pasco	61
Sunny Isles Beach, Dade	61
Boca Grande, Lee	61
North Venice, Sarasota	60
Greensboro, Gadsden	60
Florida Gulf Coast Univ, Lee	59
Princeton, Dade	58
Bonita Beach, Lee	58
Orlando, Seminole	56
Georgetown, Putnam	56
Destin, Walton	54
Bellview, Escambia	52
Cudjoe Key, Monroe	52
Reunion, Osceola	52
Anna Maria, Manatee	51
Orlando, Dade	51
Mexico Beach, Bay	49
North Redington Beach, Pinellas	49
Walnut Hill, Escambia	48
Northdale, Hillsborough	48
Heathrow, Seminole	48
Lake Suzy, Desoto	47
Treasure Island, Pinellas	47
Ona, Hardee	47
Micco, Brevard	47
Felda, Hendry	47
Singer Island, Palm Beach	46
Missing, Santa Rosa	46
Aloma, Orange	46
Salt Springs, Marion	45
Town N Country, Hillsborough	45
Palm Beach Shores, Palm Beach	45
Okahumpka, Lake	44
Missing, Marion	43
Orlando, Osceola	43
Highland City, Polk	42
Cinco Bayou, Okaloosa	42
Terra Ceia, Manatee	42
Miami Springs, Dade	42
Sewalls Point, Martin	42
Miromar Lakes, Lee	41
University Of Tampa, Hillsborough	41
Enterprise, Volusia	40
Saint Johns, Duval	40
Village Of Wellington, Palm Beach	39
Manalapan, Palm Beach	39
Intercession City, Osceola	39

COVID-19: characteristics of 1,712,326 Florida resident cases

Data through Feb 2, 2021 verified as of Feb 3, 2021 at 09:25 AM

Data in this report are provisional and subject to change.

The table below includes the cities and counties of residence for cases in Florida residents based on the patient's ZIP Code. Note that city is not always received as part of the initial notification and may be missing while the case is being investigated.

City and county	Cases
Duette, Manatee	39
Florence Villa, Polk	38
Eaton Park, Polk	38
Orlando, Broward	38
Orlando, Volusia	37
Gulf Breeze, Escambia	37
Ponte Vedra, Duval	37
Missing, St. Lucie	37
Missing, Duval	37
Ebro, Washington	37
Waverly, Polk	36
Miami, Unknown	36
Key Colony Beach, Monroe	36
Orlando, Polk	35
Kenansville, Osceola	34
Bayonet Point, Pasco	34
Highland Beach, Palm Beach	34
Flemington, Marion	34
Florida International Univ, Dade	33
Green Acres, Palm Beach	33
Missing, Pasco	33
Naranja, Dade	33
Village Wellington, Palm Beach	33
Dowling Park, Suwannee	32
Pasadena, Pinellas	31
Palm Shores, Brevard	31
Bagdad, Santa Rosa	31
Florida A And M University, Leon	30
Cortez, Manatee	30
Bay Pines, Pinellas	30
Hialeah Gardens, Dade	30
Lacoochee, Pasco	30
Lulu, Columbia	30
Eloise, Polk	29
Orlando, Hillsborough	29
Homeland, Polk	29
Bonita Springs, Collier	29
Tice, Lee	29
Missing, Palm Beach	29
Jupiter, Martin	28
Hallandle Beach, Broward	28
Miami Shores, Dade	28
Caryville, Holmes	27
Penney Farms, Clay	27
Pensacola Beach, Santa Rosa	27
Nocatee, Desoto	27
Stetson University, Volusia	27
Univ Of FI Student Dorms, Alachua	26
Florida State, Leon	26
Kinard, Calhoun	26
Chokoloskee, Collier	25
Horseshoe Beach, Dixie	25
South Miami Heights, Dade	25
South Palm Beach, Palm Beach	25
Mcintosh, Marion	25
Missing, Monroe	25
Missing, Lake	25
Homosassa Springs, Citrus	25
Earleton, Alachua	24

COVID-19: characteristics of 1,712,326 Florida resident cases

Data through Feb 2, 2021 verified as of Feb 3, 2021 at 09:25 AM

Data in this report are provisional and subject to change.

The table below includes the cities and counties of residence for cases in Florida residents based on the patient's ZIP Code. Note that city is not always received as part of the initial notification and may be missing while the case is being investigated.

City and county	Cases
Poinciana, Osceola	24
Santa Fe, Alachua	24
Lealman, Pinellas	24
City Of Westlake, Palm Beach	24
Labelle, Glades	24
Palmdale, Glades	24
North Bay Village, Dade	24
Siesta Key, Sarasota	23
Tangerine, Orange	23
New Smyrna, Volusia	23
Missing, Escambia	23
Saint Marks, Wakulla	23
Lakeshore, Polk	22
Indian Lake Estates, Polk	22
Goulds, Dade	22
Balm, Hillsborough	22
Venus, Highlands	22
Tioga, Alachua	22
Pine Hills, Orange	22
Missing, Hillsborough	22
Florida Dept Of Corrections, Union	22
Long Key, Monroe	22
Bayshore Gardens, Manatee	22
Sparr, Marion	21
Bonifay, Washington	21
Bostwick, Putnam	21
Missing, Pinellas	21
Wausau, Washington	21
Yankeetown, Levy	21
La Crosse, Alachua	21
Bradley, Polk	21
Ridge Manor, Pasco	21
Hawthorne, Putnam	21
Perdido Key, Escambia	21
Westchase, Hillsborough	21
Bonaventure, Broward	21
Pine Castle, Orange	20
Fort Lauderdale, Dade	20
Little Torch Key, Monroe	20
Paxton, Walton	20
Davenport, Osceola	20
Sydney, Hillsborough	20
Crystal Springs, Pasco	19
Everglades City, Collier	19
Alturas, Polk	19
Sun City, Hillsborough	19
Miami, Broward	19
Branford, Lafayette	19
Orange Lake, Marion	18
Wabasso, Indian River	18
Mexico Beach, Gulf	18
Babcock Ranch, Lee	18
Sugarloaf Key, Monroe	18
Orlando, Palm Beach	18
Loughman, Polk	18
Citrus Ridge, Indian River	18
Lowell, Marion	18
Mango, Hillsborough	18
Graceville, Holmes	17

COVID-19: characteristics of 1,712,326 Florida resident cases

Data through Feb 2, 2021 verified as of Feb 3, 2021 at 09:25 AM

Data in this report are provisional and subject to change.

The table below includes the cities and counties of residence for cases in Florida residents based on the patient's ZIP Code. Note that city is not always received as part of the initial notification and may be missing while the case is being investigated.

City and county	Cases
Candler, Marion	17
Parker, Bay	17
Pembroke Park, Broward	17
Laud-By-The-Sea, Broward	17
Archer, Levy	17
Plymouth, Orange	17
Goodland, Collier	17
Florida International University, Dade	17
Indian River Shores, Indian River	17
Nalcrest, Polk	17
Maxville, Duval	16
Champions Gate, Polk	16
Jensen Beach, St. Lucie	16
West Panama City Beach, Bay	16
Golden Oak, Orange	16
Fort Ogden, Desoto	15
Lake City, Suwannee	15
Orlando, Pinellas	15
Shady Hills, Pasco	15
Gulf Stream, Palm Beach	15
Missing, Manatee	14
Missing, Seminole	14
Nichols, Polk	14
Mount Dora, Orange	14
Village Of Palmetto Bay, Dade	14
Webster, Hernando	14
Tallevast, Manatee	14
Copeland, Collier	14
Gulf Hammock, Levy	14
Hernando Beach, Hernando	14
White Springs, Columbia	14
Murdock, Charlotte	14
Forest City, Orange	14
Westlake, Palm Beach	14
Wewahitchka, Calhoun	14
Winter Garden, Lake	14
Otter Creek, Levy	13
Woodville, Leon	13
Orlando, Brevard	13
Orlando, Lake	13
High Springs, Gilchrist	13
Hutchinson Island, St. Lucie	13
Union Park, Orange	13
Suwannee, Dixie	13
Graham, Bradford	12
Braden River, Manatee	12
Laurel Hill, Walton	12
Pensacola Beach, Escambia	12
Lakewood Ranch, Sarasota	12
Kingsley Lake, Bradford	12
Gonzalez, Escambia	12
Saint Lucie West, St. Lucie	12
Trenton, Levy	12
Lake Monroe, Seminole	12
Missing, Collier	12
Brooksville, Pasco	12
Kissimmee, Orange	12
Lake Buena Vista, Orange	12
Hollywood, Dade	12

COVID-19: characteristics of 1,712,326 Florida resident cases

Data through Feb 2, 2021 verified as of Feb 3, 2021 at 09:25 AM

Data in this report are provisional and subject to change.

The table below includes the cities and counties of residence for cases in Florida residents based on the patient's ZIP Code. Note that city is not always received as part of the initial notification and may be missing while the case is being investigated.

City and county	Cases
Buckingham, Lee	12
Watersound, Walton	12
Saint George Island, Franklin	12
Trilby, Pasco	12
Redington Shores, Pinellas	12
Fort Charlotte, Charlotte	12
Daytona Beach Shores, Volusia	12
Unknown, Dade	11
Long Boat Key, Manatee	11
Missing, Brevard	11
Jacksonville, Unknown	11
Johns Pass Village, Pinellas	11
Missing, Indian River	11
Ramrod Key, Monroe	11
Wekiva Springs, Seminole	11
Rosemary Beach, Walton	11
Durant, Hillsborough	11
Wahneta, Polk	11
Orlando, Leon	11
Holder, Citrus	11
Mount Plymouth, Lake	11
Passport, Unknown	10
Seacrest, Walton	10
Greenville, Taylor	10
Hillsboro Beach, Broward	10
Roseland, Indian River	10
Leisure City, Dade	10
Orlando, Duval	10
Missing, Nassau	10
Missing, Citrus	10
Steinhatchee, Dixie	10
Choctaw Beach, Okaloosa	10
Telogia, Liberty	10
Sea Ranch Lakes, Broward	9
Palma Sola, Manatee	9
Cottdonale, Washington	9
Alys Beach, Bay	9
Redington Beach, Pinellas	9
Belleair Bluffs, Pinellas	9
Missing, Polk	9
Missing, Broward	9
Lake Como, Putnam	9
University Park, Manatee	9
Beverly Beach, Flagler	9
Rubonia, Manatee	9
Indian Creek Village, Dade	9
Los Angeles, Dade	9
Lloyd, Jefferson	9
Lamont, Madison	9
Cypress, Jackson	9
Ozona, Pinellas	9
Dade City, Hernando	9
Grant Valkaria, Brevard	9
Briny Breezes, Palm Beach	9
Perrine, Dade	9
West Delray Beach, Palm Beach	9
Fanning Springs, Gilchrist	9
Elfers, Pasco	8
Missing, Unknown	8

COVID-19: characteristics of 1,712,326 Florida resident cases

Data through Feb 2, 2021 verified as of Feb 3, 2021 at 09:25 AM

Data in this report are provisional and subject to change.

The table below includes the cities and counties of residence for cases in Florida residents based on the patient's ZIP Code. Note that city is not always received as part of the initial notification and may be missing while the case is being investigated.

City and county	Cases
Salem, Taylor	8
Virginia Gardens, Dade	8
Citrus Hills, Citrus	8
Florida State Univ Admin, Leon	8
Forest City, Seminole	8
Naples, Lee	8
Grandin, Putnam	8
Seybold, Dade	8
Captiva, Lee	8
Cross Creek, Alachua	8
Ferndale, Lake	8
Eau Gallie, Brevard	8
Ponce De Leon, Walton	8
Deer Island, Lake	8
Jerome, Collier	8
Hialeah, Unknown	8
Goldenrod, Seminole	8
Wildlight, Nassau	7
Innovation, Pasco	7
Gibsonia, Polk	7
East Lake, Marion	7
Fairfield, Marion	7
Niceville, Walton	7
Putnam Hall, Putnam	7
Orlando, Alachua	7
Palm City, St. Lucie	7
Maitland, Volusia	7
Aripeka, Pasco	7
Pine Ridge, Citrus	7
Switzerland, St. Johns	7
Orlando, Pasco	7
Babcock Ranch, Charlotte	7
Umatilla, Marion	7
University Of Central Fl, Hillsborough	7
Keystone Heights, Bradford	7
Basinger, Okeechobee	7
Nobleton, Hernando	7
Port Saint John, Brevard	7
Orange Springs, Marion	7
Evinston, Alachua	7
Fernandina, Nassau	7
Missing, Putnam	6
Maitland, Osceola	6
Orange Park, Duval	6
Mayport Naval Station, Duval	6
Lake Butler, Bradford	6
Miccosukee, Leon	6
Orchid, Indian River	6
Duck Key, Monroe	6
Morriston, Marion	6
Sunny Hills, Washington	6
Orlando, Flagler	6
Orlando, Marion	6
White City, Gulf	6
Missing, Leon	6
Punta Gorda, Lee	6
Quail Heights, Dade	6
River Ranch, Polk	6
Saint Augustine Beach, St. Johns	6

COVID-19: characteristics of 1,712,326 Florida resident cases

Data through Feb 2, 2021 verified as of Feb 3, 2021 at 09:25 AM

Data in this report are provisional and subject to change.

The table below includes the cities and counties of residence for cases in Florida residents based on the patient's ZIP Code. Note that city is not always received as part of the initial notification and may be missing while the case is being investigated.

City and county	Cases
Indian Shores, Pinellas	6
Grove City, Charlotte	6
Maitland, Hillsborough	6
Winter Park, Polk	6
Winderemere, Orange	6
Labelle, Lee	6
Missing, Walton	6
Missing, Sarasota	5
Missing, Taylor	5
Missing, Clay	5
Scottsmoor, Brevard	5
Westchester, Dade	5
Port Salerno, Martin	5
Hialeah, Broward	5
Coco River, Collier	5
Ebro, Bay	5
Eglin, Okaloosa	5
Barberville, Volusia	5
Missing, Okaloosa	5
Stuart, St. Lucie	5
Pass, Unknown	5
Valkaria, Brevard	5
Holt, Santa Rosa	5
Inlet Beach, Bay	5
Worthington Springs, Union	5
Longboat Key, Sarasota	5
Fort Lauderdale, Palm Beach	5
Bayou George, Bay	5
Psl, Unknown	5
Ybor City, Hillsborough	5
Haines Creek, Lake	5
Missing, Flagler	5
Missing, Bay	5
Fort Lauderdale, Lee	5
University Of Central Fl, Martin	5
Inglis, Citrus	5
Day, Lafayette	5
Ocoee, Lake	5
Okeechobee, Martin	5
N/A, Unknown	5
Orlando, Manatee	5
Oneco, Manatee	4
Wakulla Springs, Wakulla	4
Cypress Gardens, Polk	4
Bowling Green, Polk	4
International Service Center, Dade	4
Seacrest, Bay	4
Saint Augustine, Duval	4
Point Washington, Walton	4
Williston, Marion	4
Hinsdale, Manatee	4
East Rockland Key, Monroe	4
El Jobean, Charlotte	4
Bella Collina, Lake	4
Anastasia Island, St. Johns	4
Glenwood, Volusia	4
Clarcona, Orange	4
Boca Raton, Broward	4
Lamont, Taylor	4

COVID-19: characteristics of 1,712,326 Florida resident cases

Data through Feb 2, 2021 verified as of Feb 3, 2021 at 09:25 AM

Data in this report are provisional and subject to change.

The table below includes the cities and counties of residence for cases in Florida residents based on the patient's ZIP Code. Note that city is not always received as part of the initial notification and may be missing while the case is being investigated.

City and county	Cases
Pensacola, Unknown	4
Orlando, Lee	4
San Carlos Park, Lee	4
Boynton Beach, Broward	4
Branford, Gilchrist	4
Clewiston, Palm Beach	4
Conch Key, Monroe	4
Jacksonville Naval Air Station, Duval	4
Newberry, Gilchrist	4
Okeechobee, Osceola	4
Miramar, Dade	4
Miami Gardens, Unknown	4
Shady Grove, Taylor	4
Milton, Escambia	4
Mayport, Duval	4
West Bradenton, Manatee	4
Port Charlotte, Unknown	4
Okeechobee, Glades	4
Miami, Palm Beach	4
Live Oak, Madison	4
Loxahatchee Groves, Palm Beach	4
Deerfield Beach, Palm Beach	4
Bruce, Holmes	4
Mid Florida, Seminole	4
Melrose, Bradford	4
Ocean Breeze, Martin	4
Glen Ridge, Palm Beach	4
Brewton, Escambia	3
Apopka, Broward	3
Maitland, Polk	3
Lake Harbor, Palm Beach	3
Lanark Village, Franklin	3
Missing, Highlands	3
Orem, Palm Beach	3
Pp, Dade	3
Pp, Unknown	3
Woodside, Broward	3
Pass, Dade	3
Margate, Unknown	3
Los Angeles, Broward	3
Highland Park, Polk	3
Hallandale Beach, Unknown	3
Blountstown, Liberty	3
Lakeland, Hillsborough	3
Lake City, Duval	3
Immokalee, Lee	3
Lynbrook, Broward	3
Miami Gardens, Broward	3
Orlando, Unknown	3
Port Saint Lucie, Martin	3
Palm Coast, Volusia	3
Saint Augusaintine Beach, St. Johns	3
Village Of Golf, Palm Beach	3
Wildwood, Marion	3
Ludlam, Dade	3
Laurel, Sarasota	3
Jacksonville, Clay	3
Greenville, Jefferson	3
Clermont, Orange	3

COVID-19: characteristics of 1,712,326 Florida resident cases

Data through Feb 2, 2021 verified as of Feb 3, 2021 at 09:25 AM

Data in this report are provisional and subject to change.

The table below includes the cities and counties of residence for cases in Florida residents based on the patient's ZIP Code. Note that city is not always received as part of the initial notification and may be missing while the case is being investigated.

City and county	Cases
Deland, Lake	3
Fort Myers, Collier	3
Pineland, Lee	3
Tampa Palms, Hillsborough	3
Tampa, Pinellas	3
Winter Garden, Seminole	3
Missing, Sumter	3
Jacksonville, Alachua	3
North Fort Myers, Charlotte	3
Kissimmee, Unknown	3
Coraopolis, Citrus	3
Cape Haze, Charlotte	3
Chicago, Lee	3
Bristol, Calhoun	3
Sorrento, Orange	3
Milligan, Okaloosa	3
Sugarloaf, Monroe	3
Westville, Walton	3
Ft Pierce, St. Lucie	3
Alford, Washington	3
Altamonte Springs, Orange	3
Alys Beach, Walton	3
Ocean Reef Club, Monroe	3
Mims, Volusia	3
Miami Beach, Unknown	3
Jonesville, Alachua	3
Julington Creek, St. Johns	3
Jupiter Island, Martin	3
Sandestin, Walton	3
Vero Beach, St. Lucie	3
Indian Rock Beach, Pinellas	3
Hollywood, Unknown	3
Mayport Naval Housing, Duval	3
Missing, Martin	3
Monticello, Madison	3
Cape San Blas, Gulf	3
Apopka, Lake	3
Crestview, Walton	3
Fernandina Beach, Duval	3
Fpo, Duval	3
Vernon, Bay	3
Pompano Beach, Palm Beach	3
Samoset, Manatee	3
San Fernando, Unknown	3
Port Canaveral, Brevard	2
Seguin, Unknown	2
Sunrise, Unknown	2
Tampa, Broward	2
Plantation Key, Monroe	2
Orlando, St. Lucie	2
Oakland Park, Unknown	2
Weirsdale, Lake	2
Cross Key, Monroe	2
Crescent Beach, Sarasota	2
Dade City, Unknown	2
Defuniak Springs, Okaloosa	2
Cibolo, Orange	2
Claysville, Hernando	2
Marysville, Dade	2

COVID-19: characteristics of 1,712,326 Florida resident cases

Data through Feb 2, 2021 verified as of Feb 3, 2021 at 09:25 AM

Data in this report are provisional and subject to change.

The table below includes the cities and counties of residence for cases in Florida residents based on the patient's ZIP Code. Note that city is not always received as part of the initial notification and may be missing while the case is being investigated.

City and county	Cases
Green Cove Springs, Duval	2
Island Grove, Alachua	2
Venice, Dade	2
University Of Central Fl, Seminole	2
Union, Manatee	2
Sand Lake, Orange	2
Port St. Lucie, St. Lucie	2
Windermere, Hillsborough	2
Winter Park, Volusia	2
Winter Springs, Orange	2
Jena, Taylor	2
Labelle, Collier	2
Long Beach, Orange	2
Lauderhill, Unknown	2
Longwood, Unknown	2
Miami, Martin	2
Miramar, Unknown	2
New Port Richey, Hillsborough	2
Orlando, Escambia	2
Okeechobee, Highlands	2
Bonnie, Dade	2
Eatonville, Polk	2
Delray Beach, Broward	2
High Springs, Columbia	2
Fort Lauderdale, Alachua	2
Homeless, Hillsborough	2
Brooklyn, Broward	2
Cross City, Taylor	2
Carl Fisher, Dade	2
Land O Lakes, Hillsborough	2
Lady Lake, Marion	2
Lakeland, Unknown	2
Saint Marys, Nassau	2
Windermere, Lake	2
Wacissa, Jefferson	2
Sutton, Pasco	2
Orlo Vista, Orange	2
Port Saint Lucie, Palm Beach	2
Summerfield, Unknown	2
Tampa, Hernando	2
Wauchula, Desoto	2
Vero Beach, Unknown	2
Sharpes, Brevard	2
Sebring, Desoto	2
Saint Lucie Village, St. Lucie	2
Pompano Beach, Unknown	2
Panama City, Unknown	2
Yeehaw, Okeechobee	2
000000, Unknown	2
Jacksonville Naval Hospital, Duval	2
Longview, Dade	2
Jacksonville, Nassau	2
Hosford, Calhoun	2
Ormond Beach, Flagler	2
Noma, Holmes	2
Melrose, Clay	2
Mesa, Unknown	2
Missing, Osceola	2
West Palm Beach, Dade	2

COVID-19: characteristics of 1,712,326 Florida resident cases

Data through Feb 2, 2021 verified as of Feb 3, 2021 at 09:25 AM

Data in this report are provisional and subject to change.

The table below includes the cities and counties of residence for cases in Florida residents based on the patient's ZIP Code. Note that city is not always received as part of the initial notification and may be missing while the case is being investigated.

City and county	Cases
Winter Park, Leon	2
Orlando, Charlotte	2
Tarpon Springs, Pasco	2
Orlando, Santa Rosa	2
Oklawaha, Marion	2
Olustee, Baker	2
Palm Springs North, Dade	2
Fort Pierce, Martin	2
Doctors Inlet, Clay	2
Clermont, Polk	2
Bronx, Seminole	2
Bonifay, Jackson	2
Bonnie, Sarasota	2
Lecanto, Marion	2
Maitland, Leon	2
Miami Shores, Broward	2
Missing, Hernando	2
Upper Key Largo, Monroe	2
University Of Central Florida, Brevard	2
Zellwood, Lake	2
West Villages, Sarasota	2
Saint Petersburg, Hillsborough	2
Seven Springs, Pasco	2
Miami, Orange	2
Mount Pleasant, Gadsden	2
None, Dade	2
Navarre, Okaloosa	2
Lake Geneva, Clay	2
Lawtey, Union	2
Lutz, Pinellas	2
Los Angeles, Okaloosa	2
Bradington, Manatee	2
Blountstown, Jackson	2
Alligator Point, Franklin	2
Coconut Creek, Unknown	2
Fort Myers, Unknown	2
Crawfordville, Leon	2
Eatonville, Lake	2
Fort Lauderdale, Unknown	2
Jacksonville, Dade	2
Lake Worth, Broward	2
Maitland, Pasco	2
Madison, Unknown	2
Chipley, Jackson	2
Amelia City, Nassau	2
Alligator Point, Wakulla	2
Florida Power & Light Co, Dade	2
Orlando, Okaloosa	2
Miamt, Dade	2
University Of Central Florida, Broward	2
Vero Beach, Brevard	2
Wimauma, Manatee	2
University Of Central Florida, Palm Beach	2
University Of Central Florida, Pinellas	2
Sumatra, Liberty	2
Provo, Broward	2
Portland, Unknown	2
Pensacola, Santa Rosa	2
Moore Haven, Hendry	2

COVID-19: characteristics of 1,712,326 Florida resident cases

Data through Feb 2, 2021 verified as of Feb 3, 2021 at 09:25 AM

Data in this report are provisional and subject to change.

The table below includes the cities and counties of residence for cases in Florida residents based on the patient's ZIP Code. Note that city is not always received as part of the initial notification and may be missing while the case is being investigated.

City and county	Cases
Naples, Broward	2
Maitland, Lake	2
Cassadaga, Volusia	2
Hialeah Lakes, Dade	2
Fort Walton Beach, Walton	2
Dunnellon, Levy	2
Felda, Palm Beach	1
Flagler Beach, Volusia	1
Flora, Lee	1
Export, Palm Beach	1
Fdsf, Unknown	1
Hialeah, Orange	1
Hilliard, Dade	1
Hollywood, Leon	1
Holt, Unknown	1
Homestead, Monroe	1
Humble, Broward	1
Green, Clay	1
Greensburg, Orange	1
Greenville, Monroe	1
Gulf Shores, Escambia	1
Fresno, Pasco	1
Fruitland Park, Sumter	1
Fwb, Unknown	1
Gainesville, Marion	1
Gastonia, Polk	1
Geneva, Orange	1
Brooksville, Columbia	1
Bryn Mawr, Collier	1
Apalachicola, Leon	1
Aspen, Palm Beach	1
Atlanta, Broward	1
Aurburndale, Polk	1
Aventura, Unknown	1
Azalea Park, Sarasota	1
Bartow, Unknown	1
Boca Rotan, Unknown	1
Clermont, Unknown	1
Downers Grove, St. Lucie	1
Duke Field Air Force Station, Okaloosa	1
Columbia, Orange	1
Coral Gables, Unknown	1
Coral Springs, Unknown	1
Cornelius, Leon	1
Crestview, Dade	1
Dade City, Polk	1
Dania, Unknown	1
Darien, Pasco	1
Los Angeles, Polk	1
Maitland, Unknown	1
Missing, Columbia	1
Melbourne, Orange	1
Miami Beach, Palm Beach	1
Miami Granders, Dade	1
Lakeland, Pasco	1
Lakewood, Unknown	1
Knoxville, Duval	1
Havanna, Gadsden	1
Jan Phyl Village, Polk	1

COVID-19: characteristics of 1,712,326 Florida resident cases

Data through Feb 2, 2021 verified as of Feb 3, 2021 at 09:25 AM

Data in this report are provisional and subject to change.

The table below includes the cities and counties of residence for cases in Florida residents based on the patient's ZIP Code. Note that city is not always received as part of the initial notification and may be missing while the case is being investigated.

City and county	Cases
Naugatuck, Lee	1
New Vernon, Sarasota	1
New York, Broward	1
Myakka, Duval	1
Middleburg, Unknown	1
Minneapolis, Broward	1
Opa Locka, Unknown	1
Orem, Nassau	1
Orlando, Highlands	1
Northville, Broward	1
Ocoee, Broward	1
North Little Rock, Palm Beach	1
Olando, Orange	1
Ocoee, Polk	1
Ponce, Orange	1
Port Charlotte Fl, Unknown	1
Plant City, Hendry	1
Plant City, Pinellas	1
Plantation, Unknown	1
Pound Ridge, Leon	1
Richmond Heights, Dade	1
Riverview, Pinellas	1
Rochester, Lee	1
Rosemary Beach, Bay	1
Saint Cloud, Orange	1
Saint Petersburg, Dade	1
San Juan, Osceola	1
San Pedro Sula, Dade	1
Sandy, Duval	1
Sumter Ville, Unknown	1
Telluride, Lee	1
Tampa, Jackson	1
Tampa, Lee	1
South Otselic, Dade	1
Southampton, Palm Beach	1
Stockbridge, Leon	1
Springhill, Unknown	1
Tinley Park, Lee	1
University Of Central Fl, Dade	1
Wayne, Dade	1
Wekiwa Springs, Seminole	1
West Simsbury, Collier	1
Windermere, Polk	1
Winter Park, Lake	1
Village Of Palm Springs, Palm Beach	1
Webster, Pasco	1
University Of Central Florida, Hillsborough	1
University Of Central Fl, Pasco	1
Winston Salem, Unknown	1
Winter Garden, Hillsborough	1
Wilbur By The Sea, Volusia	1
Willowbrook, Lee	1
Westerville, Hillsborough	1
Woodland Hills, Brevard	1
Yulee, Duval	1
Missing, Wakulla	1
N/A, Duval	1
Naples, Alachua	1
Ocean City, Broward	1

COVID-19: characteristics of 1,712,326 Florida resident cases

Data through Feb 2, 2021 verified as of Feb 3, 2021 at 09:25 AM

Data in this report are provisional and subject to change.

The table below includes the cities and counties of residence for cases in Florida residents based on the patient's ZIP Code. Note that city is not always received as part of the initial notification and may be missing while the case is being investigated.

City and county	Cases
Old Town, Gilchrist	1
Ocala, Unknown	1
Ponte Vedra Beach, Orange	1
Port Orange , Volusia	1
Port Saint Lucie, Indian River	1
Opa Locka, Polk	1
Orem, Sarasota	1
Orem, Unknown	1
Palm City, Unknown	1
Oviedo, Leon	1
Porter Ranch, Dade	1
Raiford, Bradford	1
Republic, Monroe	1
Ridge Manor Estates, Sumter	1
Ridgewood, Broward	1
Riverview, Manatee	1
Roseland, Palm Beach	1
Saint Teresa, Wakulla	1
San Diego, Unknown	1
Sanford, Palm Beach	1
Pompano Beach, Alachua	1
Russellville, Hillsborough	1
Saint Augustine, Okaloosa	1
Union City, Bradford	1
Tampa, Manatee	1
Tangerine, Lake	1
Steinhatchee, Alachua	1
Fort Denaud, Glades	1
Fortlauderdale, Unknown	1
Fortwalton Beach, Okaloosa	1
Ft Pierce, Unknown	1
Garland, Orange	1
El Paso, Unknown	1
Everett, Dade	1
Fl State Lot, Leon	1
Colorado Springs, Unknown	1
Conifer, Lee	1
Eatonville, Seminole	1
Destin, Unknown	1
Diamond, Highlands	1
Altamonte, Orange	1
Alva, Collier	1
333, Unknown	1
Allentown, Putnam	1
Amelia Village, Nassau	1
Apple Creek, Citrus	1
Barefoot Beach, Lee	1
Azalea Park, Osceola	1
Avon, Manatee	1
Aventura, Osceola	1
Chipley, Holmes	1
Chattanooga, Dade	1
Bryn Mawr, Palm Beach	1
Camden Wyoming, Duval	1
Bear Grass, Palm Beach	1
Mary Esther, Escambia	1
Miami Garden, Unknown	1
Middleburg, Duval	1
Midland, Osceola	1

COVID-19: characteristics of 1,712,326 Florida resident cases

Data through Feb 2, 2021 verified as of Feb 3, 2021 at 09:25 AM

Data in this report are provisional and subject to change.

The table below includes the cities and counties of residence for cases in Florida residents based on the patient's ZIP Code. Note that city is not always received as part of the initial notification and may be missing while the case is being investigated.

City and county	Cases
Miami, Charlotte	1
Miamii, Dade	1
Lauderdale Hill, Unknown	1
Lake Mary, Lake	1
Longwood, Orange	1
Lehigh Cares, Lee	1
Live Oak, Columbia	1
Loganville, Orange	1
Jeffersonville, Broward	1
Knoxville, Escambia	1
Hickory, Lee	1
Hallandate Ben, Unknown	1
Homeless, Dade	1
Homer, Escambia	1
Hallandale , Broward	1
Foley, Escambia	1
Deland, St. Lucie	1
Deltona, Orange	1
Fort Myers-, Lee	1
Fort Pierce, Unknown	1
Harrison, Pinellas	1
Granada Hills, Broward	1
Hailandale, Unknown	1
Homeless, Polk	1
Homosassa, Hernando	1
Conway, Leon	1
Clermont, Volusia	1
Clewiston, Glades	1
Cypress, Leon	1
Davenport, Orange	1
Cartersville, Unknown	1
Altoona, Marion	1
Anaheim, Unknown	1
Athens, Duval	1
Bronx, Palm Beach	1
Bogota, Orange	1
Louisville, Manatee	1
Los Angeles Ca, Unknown	1
Lewisburg, Pasco	1
Littleton, Dade	1
Lake City, Hamilton	1
La Grange, Dade	1
Jerusalem, St. Johns	1
New Orleans, Palm Beach	1
Newark, Broward	1
Newburgh, Bay	1
Navarre, Dade	1
Middlesburg, Duval	1
Miami Lakes, Unknown	1
Miami, Hillsborough	1
Macdill Air Force Base, Hillsborough	1
Marshall, Dade	1
Sun City Center, Hardee	1
Spring Hill , Hernando	1
Starke, Clay	1
Stone Mountain, Palm Beach	1
Tulsa, Orange	1
Tiffin, Highlands	1
Tallahassee, Duval	1

COVID-19: characteristics of 1,712,326 Florida resident cases

Data through Feb 2, 2021 verified as of Feb 3, 2021 at 09:25 AM

Data in this report are provisional and subject to change.

The table below includes the cities and counties of residence for cases in Florida residents based on the patient's ZIP Code. Note that city is not always received as part of the initial notification and may be missing while the case is being investigated.

City and county	Cases
Tampa, Palm Beach	1
Tavares, Marion	1
Saint Petersburg, St. Lucie	1
Saint Johns, Unknown	1
Shelton, Manatee	1
Saxis, Lee	1
Sebring, Lee	1
Rye, Duval	1
Rex, Duval	1
Parker, Dade	1
Parker, Leon	1
Peoria, Unknown	1
Palm Coast, Polk	1
Pacifica, Dade	1
Port Everglades, Broward	1
Plantation, Orange	1
Oviedo, Brevard	1
Orlando, Sarasota	1
Orlando, Columbia	1
Orlando, Indian River	1
Orem, Broward	1
Oooooo, Unknown	1
Ocoee, Osceola	1
Okeechobee, Broward	1
North Pole, Seminole	1
North Port, Lee	1
Westbrook, Dade	1
Wichita, Volusia	1
Winter Garden, Pinellas	1
Winter Park, Broward	1
Winter Park, Indian River	1
Winter Park, Lee	1
Zolfo Springs, Polk	1
Winter Park, St. Johns	1
Vernon, Unknown	1
Winder Garden, Orange	1
Windermere, Leon	1
Windermere, Osceola	1
Windermere, Seminole	1
Winter Garden, Broward	1
Washington, Unknown	1
West Palm Beach, Broward	1
New Richmond, Volusia	1
Miami, Collier	1
Marshall, Palm Beach	1
Melrose, Alachua	1
Miamf, Dade	1
Miami G, Dade	1
Magnolia Square, Osceola	1
Maitland, Alachua	1
Marianna, Calhoun	1
Lemoyne, Manatee	1
Los Angeles, Palm Beach	1
Lawrence Township, Palm Beach	1
Las Vegas, Orange	1
Jamaica, Broward	1
Haverford, Hillsborough	1
Herrin, Orange	1
Gilmer, Dade	1

COVID-19: characteristics of 1,712,326 Florida resident cases

Data through Feb 2, 2021 verified as of Feb 3, 2021 at 09:25 AM

Data in this report are provisional and subject to change.

The table below includes the cities and counties of residence for cases in Florida residents based on the patient's ZIP Code. Note that city is not always received as part of the initial notification and may be missing while the case is being investigated.

City and county	Cases
Jersey City, Polk	1
Kingsland, Duval	1
Kissimmee, Brevard	1
Lake Placid, Alachua	1
Lander, Citrus	1
Buffalo, Palm Beach	1
Bryant, Alachua	1
Carol Stream, Orange	1
Castleberry, Escambia	1
Charlotte, Pasco	1
Apopka, Flagler	1
99, Unknown	1
Alanson, Bay	1
Aollywoss, Dade	1
Boca Raton, Unknown	1
Bohealia, Lee	1
Blowing Rock, Polk	1
Columbus, Brevard	1
Cookeville, Seminole	1
Clear Brook, Lee	1
Deland, Polk	1
Dallas, Lee	1
De Leon Springs, Putnam	1
Crestview, Holmes	1
Cumberland, Palm Beach	1
Dade City, Hillsborough	1
Dorchester, Orange	1
Estero, Collier	1
Fanning Springs, Levy	1
Perry, Leon	1
Provincetown, Collier	1
Rio Dell, Volusia	1
Saint Cloud, Lee	1
Saint Johns, Orange	1
San Antonio, Sarasota	1
San Antonio, Unknown	1
Sanford, Volusia	1
Opalocka, Dade	1
Oakland, Leon	1
Okeechobee, St. Lucie	1
North Canton, Palm Beach	1
Palm Coast, Duval	1
Orlando, Union	1
Ovido, Seminole	1
Oxford, Palm Beach	1
Wesley Chapel, Alachua	1
Virginia Beach, Hernando	1
Waco, Broward	1
Washington, Broward	1
Tangerine, Seminole	1
Tewksbury, Orange	1
University Of Central Florida, Monroe	1
Toms River, Dade	1
Steinhatchee, Madison	1
South Burlington, Orange	1
Shannon, Collier	1
Soldotna, Broward	1
Winter Park, Osceola	1
Wood River, Polk	1

COVID-19: characteristics of 1,712,326 Florida resident cases

Data through Feb 2, 2021 verified as of Feb 3, 2021 at 09:25 AM

Data in this report are provisional and subject to change.

The table below includes the cities and counties of residence for cases in Florida residents based on the patient's ZIP Code. Note that city is not always received as part of the initial notification and may be missing while the case is being investigated.

City and county	Cases
Worcester, Palm Beach	1
Weston, Dade	1
Wheaton, Lee	1
Winter Park, Alachua	1
Wilmington, Broward	1
Monroe, Hillsborough	1
Middletown, Osceola	1
Macclenny, Duval	1
Mantua, Broward	1
Marina Del Rey, Broward	1
Mayaguez, Dade	1
Oldsrav, Manatee	1
Paducah, Manatee	1
Orlando, Jackson	1
North Laud, Unknown	1
Ocoee, Unknown	1
Hoosick Falls, Broward	1
Hialeahgardens, Dade	1
Hiram, Leon	1
Gibson-ton, Unknown	1
Gainesville, Okaloosa	1
Greenbrier, Bay	1
Longwood, Broward	1
Lucedale, St. Lucie	1
Interlachen, Duval	1
Kure Beach, Monroe	1
Lakeland, Palm Beach	1
Armstrong, St. Johns	1
Atl, Brevard	1
Alva, Escambia	1
Andalusia, Escambia	1
Arcadia, Highlands	1
Baker, Santa Rosa	1
Belleville, Palm Beach	1
Belmont, Santa Rosa	1
Blountstown, Broward	1
Bronson, Alachua	1
Brooker, Alachua	1
Brandon, Pinellas	1
Bonita, Lee	1
Bocaraten, Palm Beach	1
Cincinnati, Dade	1
Champions Gate, Osceola	1
Davie, Unknown	1
Dayton, Orange	1
Floral, Okaloosa	1
Dfafs, Okaloosa	1
Edgewood, Broward	1
Elkton, Putnam	1
White Plains, Broward	1
Whites Creek, Leon	1
Windermere, Volusia	1
Wtixrat, Dade	1
Pensacola, Sumter	1
Perth Amboy, Hillsborough	1
Puerto Rico, Unknown	1
Randolph, Orange	1
Rivera Beach, Palm Beach	1
Port Orange, Brevard	1

COVID-19: characteristics of 1,712,326 Florida resident cases

Data through Feb 2, 2021 verified as of Feb 3, 2021 at 09:25 AM

Data in this report are provisional and subject to change.

The table below includes the cities and counties of residence for cases in Florida residents based on the patient's ZIP Code. Note that city is not always received as part of the initial notification and may be missing while the case is being investigated.

City and county	Cases
Powell, Lee	1
Saint Petersburg, Charlotte	1
Saint Augustine, Flagler	1
Seffenner, Hillsborough	1
Seminole, Lee	1
Ventura, Orange	1
Westlake Village, Unknown	1
Watersound, Bay	1
University Of Central Florida, Lee	1
Unk, Duval	1
Unknown Out Of Area, St. Lucie	1
Trenton, Dixie	1
Uknown, Unknown	1
Toms River, Lee	1
Tourist, Dade	1
Stuart, Palm Beach	1
Sunrtise, Dade	1
Tallahassee, Gadsden	1
Tallahassee, Madison	1
Prattville, Hillsborough	1
Prestonsburg, Bay	1
Quincy, Jackson	1
Rapid City, Broward	1
Red Bay, Holmes	1
Piasa, Putnam	1
Russellville, Bay	1
Saint Cloud, Palm Beach	1
Other, Dade	1
Palmetto Bay, Palm Beach	1
Palmetto, Pasco	1
Pass-A-Grille Beach, Pinellas	1
Pembroke Lakes, Broward	1
Syracuse, Polk	1
Tallahassee, Dade	1
Tamarac, Dade	1
Tampa, Unknown	1
Tavares, Orange	1
Tequesta, Martin	1
Topsham, Manatee	1
Town Of Nocatee, St. Johns	1
Unkn, Duval	1
Waipahu, Santa Rosa	1
Ward, Polk	1
Wellborn, Columbia	1
Sunbright, Palm Beach	1
Venetian Islands, Dade	1
Suitland, Volusia	1
Shirley, Flagler	1
Saint Joseph, Volusia	1
San Antonio, Orange	1
Seminole, Leon	1
Winter Garden, Duval	1
Woodbine, Nassau	1
West Aplm Beach, Palm Beach	1
West Yarmouth, St. Lucie	1
Yulee, St. Johns	1
Lakewood Ranch, Unknown	1
Lake Butler, Alachua	1
Las Vegas, Palm Beach	1

COVID-19: characteristics of 1,712,326 Florida resident cases

Data through Feb 2, 2021 verified as of Feb 3, 2021 at 09:25 AM

Data in this report are provisional and subject to change.

The table below includes the cities and counties of residence for cases in Florida residents based on the patient's ZIP Code. Note that city is not always received as part of the initial notification and may be missing while the case is being investigated.

City and county	Cases
Keys West, Unknown	1
Kingsland, Nassau	1
Knoxville, Bay	1
Key West, Duval	1
Indian Rocks Beach, Duval	1
Inglewood, Sarasota	1
Inwood, Broward	1
Irvine, Marion	1
Istachatta, Hernando	1
Jacksonville , Duval	1
Jefferson, Dade	1
Jonesboro, Leon	1
Jupiter, Dade	1
Jupiter, St. Lucie	1
Kenilworth, Leon	1
Milford, Lee	1
Micanopy, Marion	1
Mckinney, Broward	1
Miamc, Dade	1
Longwood, Volusia	1
Ldhl, Broward	1
Lehigh Acres, Collier	1
Little Neck, Lee	1
Missing, Okeechobee	1
Monroe Township, Palm Beach	1
Moore Haven, Okeechobee	1
Morrisville, Unknown	1
New Middletown, Hillsborough	1
Newberry, Marion	1
North Palm Beach, Orange	1
Northport, Sarasota	1
Oakland, Lee	1
Carmel, Orange	1
Cedar Springs, Hernando	1
Chicago, Unknown	1
Coconut Ck, Unknown	1
Dallas, Hernando	1
Dayton, Lake	1
Dearborn, Broward	1
Deer Park, Dade	1
Deerfield Beach, Unknown	1
Deland, Seminole	1
Brooklyn, Dade	1
Brooklyn, Lee	1
Caracas, Dade	1
Boston, Broward	1
Apopka, Clay	1
Asheville, Highlands	1
Astoria, Broward	1
Bartow, Hardee	1
Bay Harbor Islands, Unknown	1
Bel Air, Collier	1
O, Manatee	1
Alachua, Duval	1
Alpharetta, Broward	1
Homeless, Monroe	1
Homeless, Pinellas	1
Hoclywsod, Dade	1
Hernando, Marion	1

COVID-19: characteristics of 1,712,326 Florida resident cases

Data through Feb 2, 2021 verified as of Feb 3, 2021 at 09:25 AM

Data in this report are provisional and subject to change.

The table below includes the cities and counties of residence for cases in Florida residents based on the patient's ZIP Code. Note that city is not always received as part of the initial notification and may be missing while the case is being investigated.

City and county	Cases
Hialeah, Collier	1
Gotcha, Orange	1
Greensburg, Palm Beach	1
Helen, Bay	1
Hallandale, Unknown	1
Fort Lauderdale, Leon	1
Fort Pierce, Palm Beach	1
Fort White, Clay	1
Garden City, Alachua	1
Gaylord, Orange	1
Fisher Island, Unknown	1
Deltona, Seminole	1
Doral, Unknown	1
Downingtown, Hillsborough	1
Dpo, Santa Rosa	1
Gwynn Oak, Polk	1
Fort Pierce, Brevard	1
Eureka, Flagler	1
Evansville, Citrus	1
Fort Worth, Broward	1
Franklin, Orange	1
Gainesville, Santa Rosa	1
Bonnie, St. Johns	1
Big Torch Key, Monroe	1
Black, Holmes	1
Boca Raton, Lee	1
Bonifay, Unknown	1
Apo, Collier	1
Apopka, Citrus	1
Apopka, Hillsborough	1
Arabi, Orange	1
Austin, Dade	1
Coal City, Pasco	1
Celebration, Orange	1
Chicago, Broward	1
Crescent City, Marion	1
Crestview, Unknown	1
Commerce Township, Manatee	1
Crawfordville, Alachua	1
Brownsville, Escambia	1
Bryant, Palm Beach	1
Boys Ranch, Suwannee	1
Addison, Pasco	1
Oviedo, Orange	1
Pace, Escambia	1
Painted Post, Pasco	1
Palatka, Marion	1
Newaygo, Charlotte	1
North Port, Charlotte	1
Na, Dade	1
Naples, Leon	1
Naples, Unknown	1
Milford, Bay	1
Milford, Unknown	1
Mattoon, Lee	1
Los Angeles, Orange	1
Maitland, Palm Beach	1
Marathon Shores, Monroe	1
Marco Island, Lee	1

COVID-19: characteristics of 1,712,326 Florida resident cases

Data through Feb 2, 2021 verified as of Feb 3, 2021 at 09:25 AM

Data in this report are provisional and subject to change.

The table below includes the cities and counties of residence for cases in Florida residents based on the patient's ZIP Code. Note that city is not always received as part of the initial notification and may be missing while the case is being investigated.

City and county	Cases
Marianna, Leon	1
Marianna, Washington	1
Mary Esther, Hillsborough	1
Littleton, St. Johns	1
Lake Worth, Unknown	1
Lake Como, Nassau	1
Lake In The Hills, Broward	1
Indianapolis, Lee	1
Jupiter, Pinellas	1
Kansas City, Palm Beach	1
Winter Springs, Polk	1
Youngstown, Washington	1
Winnetka, Dade	1
Winter Garden, Osceola	1
Winter Park, Duval	1
Winter Park, Palm Beach	1
Roswell, Bay	1
Ruskin, Dade	1
Ruskin, Manatee	1
Scottsdale, Brevard	1
Saint Petersburg, Duval	1
Saint Petersburg, Manatee	1
Pompano Beach, Dade	1
Pompano Beach, Osceola	1
Plymouth, Pasco	1
Port Saint Lucie, Marion	1
Port St Luice, Unknown	1
Port Charlotte, Lee	1
Pembroke Pines, Unknown	1
Pensacola Naval Hospital, Escambia	1
Tavares, Unknown	1
Temple, Palm Beach	1
St Peterburg, Orange	1
Stiamk, Dade	1
Sun City Center, Lee	1
Surfside Beach, Orange	1
Wabasha, Clay	1
Unknown, Duval	1
Upland, Manatee	1
West Hollywood, Broward	1
Waverly, Duval	1
Weston, Unknown	1
Wildwood, Lee	1
West Palm Beach, Unknown	1
Jacksonville, Baker	1
Jacksonville, Marion	1
Jupiter Inlet, Palm Beach	1
Jzx, Unknown	1
Irmo, Unknown	1
Key West, Palm Beach	1
Kilgore, Dade	1
Lake Clarke Shores, Palm Beach	1
Lake Forest, Collier	1
Land O Lakes, Unknown	1
Landolakes, Unknown	1
Lawton, Okaloosa	1
Lima, Manatee	1
Lima, Volusia	1
Greensboro, Leon	1

COVID-19: characteristics of 1,712,326 Florida resident cases

Data through Feb 2, 2021 verified as of Feb 3, 2021 at 09:25 AM

Data in this report are provisional and subject to change.

The table below includes the cities and counties of residence for cases in Florida residents based on the patient's ZIP Code. Note that city is not always received as part of the initial notification and may be missing while the case is being investigated.

City and county	Cases
Macclenny, Dixie	1
Madison, Jefferson	1
Maitland, Collier	1
Miami Dade, Unknown	1
Metter, Manatee	1
Miamiardens, Unknown	1
Miamksaohes, Dade	1
Monument, Broward	1
Morrisville, Palm Beach	1
North Brunswick, St. Lucie	1
North Lauderdale, Unknown	1
Mokena, Lee	1
Clearwater, Leon	1
Charlotte, Alachua	1
Cantonment, Santa Rosa	1
Bradenton, Lee	1
Bradenton, Sarasota	1
Canton, Duval	1
Callahan, Duval	1
Bogota, Unknown	1
Atlanta, Walton	1
Attalla, Broward	1
Auburn, Palm Beach	1
Autaugaville, Broward	1
Apopka, Volusia	1
Alachua, Suwannee	1
Alafaya, Broward	1
Alafaya, Pinellas	1
East Setauket, Palm Beach	1
El Dorado, Palm Beach	1
Dalecity, Okaloosa	1
Deerfield Beach, Polk	1
Crestview, Broward	1
Crystal River, Marion	1
Glen Cove, Unknown	1
Glen Saint Mary, Duval	1
Gainesville, Levy	1
Fleming Island, Duval	1
Florida City, Unknown	1
Fellsmere, Brevard	1
Vernon, Walton	1
West Miami, Unknown	1
Waukesha, Volusia	1
Venezuela, Unknown	1
Whippany, Volusia	1
Xifamk, Dade	1
Windermere, Alachua	1
Winfield, Hillsborough	1
Winter Garden, Unknown	1
Winter Park, Brevard	1
Ocala, Duval	1
North Porte, Unknown	1
Notrealville, Polk	1
Okeechobi, Unknown	1
Orem, Dade	1
Orlando, Citrus	1
Orlando, Collier	1
Orlando, Gadsden	1
Orlando, Hernando	1

COVID-19: characteristics of 1,712,326 Florida resident cases

Data through Feb 2, 2021 verified as of Feb 3, 2021 at 09:25 AM

Data in this report are provisional and subject to change.

The table below includes the cities and counties of residence for cases in Florida residents based on the patient's ZIP Code. Note that city is not always received as part of the initial notification and may be missing while the case is being investigated.

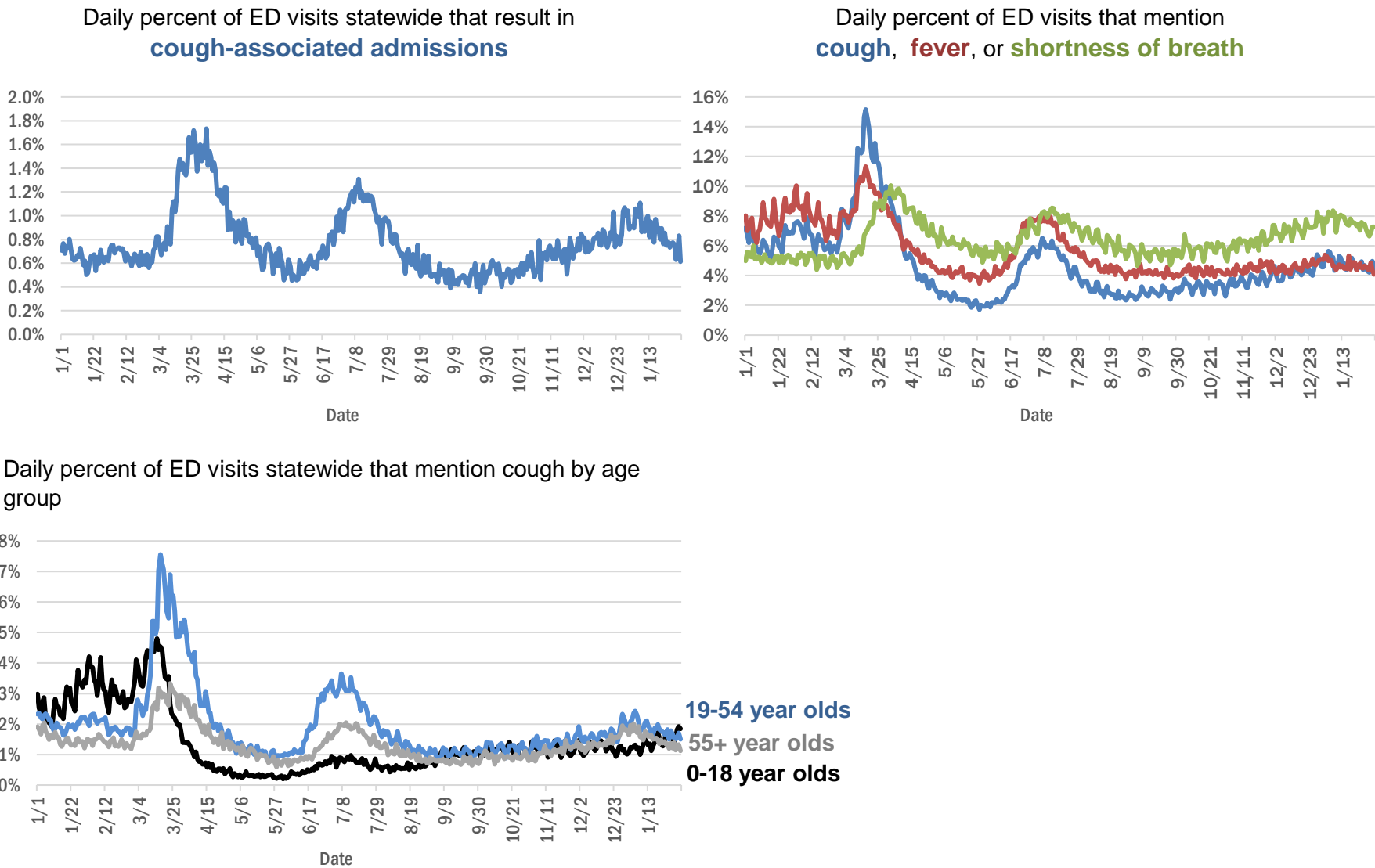
City and county	Cases
Orlando, Walton	1
Oviedo, Lake	1
Orlando, St. Johns	1
Plantation, Leon	1
Pooler, Broward	1
Pensacola, Dade	1
Panomo City, Bay	1
Twentynine Palms, Broward	1
Surprise, Unknown	1
Syracuse, Unknown	1
St Cloud, Orange	1
Sarasota, Unknown	1
San Marcos, Unknown	1
Rye, Palm Beach	1
Saint Petersburg, Bay	1
Ridgewood, Lee	1
Roayl Palm Beach, Palm Beach	1
Roseville, Broward	1
Port St. Lucie, Unknown	1
Putnam, Putnam	1
Total	1,712,326

COVID-19: additional surveillance information

Data through Feb 2, 2021 verified as of Feb 3, 2021 at 09:25 AM

Data in this report are provisional and subject to change.

Statewide emergency department (ED) chief complaint and admission data



The Electronic Surveillance System for the Early Notification of Community-Based Epidemics (ESSENCE-FL) includes chief complaint data from 211 of 211 Florida EDs. Data are transmitted electronically to ESSENCE-FL daily or hourly.

COVID-19: testing by laboratory

Data through Feb 2, 2021 verified as of Feb 3, 2021 at 09:25 AM

Data in this report are provisional and subject to change.

The numbers in the table below represent the number of Florida and non-Florida residents for whom test results were received by the Department of Health. A person can be tested by more than one laboratory and can have both positive and negative results. **Therefore, the sum of the numbers in each column will be larger than the total number of people tested.**

Reporting lab	Inconclusive	Negative	Positive	Percent positive	Total
LABORATORY CORPORATION OF AMERICA	2,405	1,486,083	203,235	12%	1,691,723
CURATIVE LABS	12,520	1,306,851	196,043	13%	1,515,414
QUEST DIAGNOSTICS	11,028	1,285,768	190,233	13%	1,487,029
BIO REFERENCE LABORATORIES, INC	7,501	869,159	166,986	16%	1,043,646
REALTOX LABS LLC	5,940	554,702	90,666	14%	651,308
HELIX	6,937	514,685	90,977	15%	612,599
GENETWORX	661	390,605	32,949	8%	424,215
CDR MAGUIRE - HEALTH CARE CENTER		338,628	51,524	13%	390,152
RCA LABORATORY SERVICES, LLC		326,277	34,571	10%	360,848
NOMI_HEALTH	1,792	301,032	45,410	13%	348,234
EAST FLORIDA STATE COLLEGE - BREVARD		212,888	26,985	11%	239,873
IMPACT HEALTH BIOMETRIC TESTING, INC	1,012	201,158	23,269	10%	225,439
NOMI HEALTH LAB SERVICES		172,673	19,742	10%	192,415
BPHL-JACKSONVILLE	18	153,445	27,761	15%	181,224
MAKO GENOMICS	7,090	129,890	23,625	15%	160,605
ADVENTHEALTH LAB	99	136,953	17,754	11%	154,806
CB SMITH PARK		134,564	17,244	11%	151,808
PWNHEALTH	888	130,699	18,079	12%	149,666
ELABNETWORK	1,059	136,319	11,619	8%	148,997
MAYO CLINIC LABORATORIES	327	129,556	16,691	11%	146,574
FULGENT DIAGNOSTICS LABORATORY	2,673	124,928	13,804	10%	141,405
BPHL-MIAMI	225	113,418	19,505	15%	133,148
NORTHWEST LABORATORY	246	121,044	6,472	5%	127,762
BAYCARE LABORATORIES LLC	536	116,238	10,523	8%	127,297
MEMORIAL REGIONAL HOSPITAL SOUTH	25	102,382	21,125	17%	123,532
ASCENSION SACRED HEART HOSPITAL - PENSACOLA	2	104,636	16,706	14%	121,344
BIOCOLLECTIONS WORLDWIDE, INC	712	103,874	13,070	11%	117,656
ADVENT HEALTH LAB	112	101,260	13,957	12%	115,329
MEDICAL DIAGNOSTIC LABORATORIES	973	98,488	14,205	12%	113,666
ORLANDO HEALTH SYSTEM	663	101,665	10,726	9%	113,054
UF HEALTH MEDICAL LAB	33	90,564	8,387	8%	98,984
KORVALABS, INC	1,285	91,388	4,693	5%	97,366
BPHL-TAMPA (SPECTRUM BLVD)	45	80,604	15,154	16%	95,803
AKESOGEN		79,389	15,239	16%	94,628
TESTING MATTERS INC	378	79,887	13,083	14%	93,348
TAMPA GENERAL HOSPITAL	4	82,931	8,013	9%	90,948
DIATHERIX LABORATORIES (VRL EUROFINs)		77,568	11,793	13%	89,361
SUNPATH MEDICAL DIAGNOSTICS LABORATORY	773	75,429	11,674	13%	87,876
BAPTIST HEALTH SOUTH FLORIDA	312	66,241	10,632	14%	77,185
ASCENSION ST VINCENT'S - RIVERSIDE	1	62,665	9,316	13%	71,982
AEGIS SCIENCES CORPORATION	569	56,766	10,613	16%	67,948
JACKSON MEMORIAL HOSPITAL CLINICAL LAB	79	55,476	10,412	16%	65,967
LAKELAND REGIONAL MEDICAL CENTER	129	57,067	7,654	12%	64,850
SOUTH MIAMI HOSPITAL LAB	348	55,643	8,182	13%	64,173
AMERICAN HEALTH ASSOCIATES	9	55,615	4,908	8%	60,532
UF HEALTH SHANDS HOSPITAL	421	54,746	4,128	7%	59,295
AIT LABORATORIES		48,610	5,987	11%	54,597

COVID-19: testing by laboratory

Data through Feb 2, 2021 verified as of Feb 3, 2021 at 09:25 AM

Data in this report are provisional and subject to change.

The numbers in the table below represent the number of Florida and non-Florida residents for whom test results were received by the Department of Health. A person can be tested by more than one laboratory and can have both positive and negative results. **Therefore, the sum of the numbers in each column will be larger than the total number of people tested.**

Reporting lab	Inconclusive	Negative	Positive	Percent positive	Total
ARUP LABORATORIES	16	50,044	2,920	6%	52,980
INGENIOUS PERSONALIZED MEDICINE	170	42,121	8,948	17%	51,239
APPLIED INGENUITY DIAGNOSTICS LLC		45,967	2,080	4%	48,047
BAPTIST HEALTH - JACKSONVILLE	4	42,370	3,548	8%	45,922
TALLAHASSEE MEMORIAL HOSPITAL	228	40,006	5,122	11%	45,356
VIRACOR EUROFINs		35,396	9,803	22%	45,199
GENESIS REFERENCE LABORATORIES		38,752	4,557	11%	43,309
SARASOTA MEMORIAL HOSPITAL MAIN LAB	12	36,145	3,328	8%	39,485
BROWARD GENERAL MEDICAL CENTER-CLINICAL LAB	2	34,342	3,721	10%	38,065
MILLENNIUM PHYSICIAN GROUP	17	31,546	6,128	16%	37,691
ORANGE COUNTY CONVENTION CENTER		33,330	3,685	10%	37,015
LEE HEALTH - CAPE CORAL HOSPITAL	3	31,202	5,248	14%	36,453
NICKLAUS CHILDREN'S HOSPITAL	64	31,726	4,615	13%	36,405
FLORIDA HOSPITAL - TAMPA	37	33,106	2,941	8%	36,084
MIAMI DADE COUNTY		32,093	3,528	10%	35,621
UNIVERSITY OF MIAMI HOSPITAL	49	31,892	3,371	10%	35,312
ADVENTIST HEALTH SYSTEMS SUNBELT INC DBA		30,900	3,497	10%	34,397
WALGREENS	34	28,786	5,311	16%	34,131
UF HEALTH JACKSONVILLE	47	30,147	3,612	11%	33,806
ECCO LAB GROUP CO	483	27,746	4,455	14%	32,684
DWIC OF TAMPA BAY INC		29,026	3,329	10%	32,355
NORTH FLORIDA REGIONAL MEDICAL CENTER		25,086	3,151	11%	28,237
ST JOSEPHS HOSPITAL LABORATORY	23	24,414	3,265	12%	27,702
JUPITER MEDICAL CENTER LAB	74	25,063	2,414	9%	27,551
MOUNT SINAI MEDICAL CENTER	9	24,714	2,734	10%	27,457
BRANDON REGIONAL HOSPITAL		23,893	3,255	12%	27,148
PALMETTO GENERAL HOSPITAL LAB	3	20,520	4,304	17%	24,827
JFK MEDICAL CENTER LAB	1	21,915	2,887	12%	24,803
STS LAB 2 LLC	6	23,362	1,196	5%	24,564
MINUTECLINIC LLC		20,522	3,880	16%	24,402
INTEGRATED REGIONAL LABORATORIES LLP	1	20,345	3,431	14%	23,777
MEDFAST URGENT CARE CENTERS, LLC	13	20,487	3,252	14%	23,752
ACCESS DX LABORATORY	214	21,226	2,049	9%	23,489
WATSON CLINIC LLP		18,883	4,449	19%	23,332
STATLAB_MOBILE	1	20,003	2,020	9%	22,024
HOLY CROSS HOSPITAL CLINICAL LAB	1	20,016	1,846	8%	21,863
AVENTUS BIO LABS	16	19,016	2,803	13%	21,835
MALABAR MEDICAL WALK IN CLINIC	1	17,925	3,608	17%	21,534
HEALTHLINK DIAGNOSTIC LABORATORIES	281	18,977	2,220	10%	21,478
NIGHT LITE PEDIATRIC CENTER LLC		19,096	2,307	11%	21,403
MORTON PLANT HOSPITAL-ADLER INSTITUTE	26	18,949	2,253	11%	21,228
PANCARE OF FLORIDA INC		18,910	2,261	11%	21,171
GENESIS MEDICAL LABORATORY	276	17,493	3,389	16%	21,158
NAPLES COMMUNITY HOSPITAL	68	19,000	1,963	9%	21,031

COVID-19: testing by laboratory

Data through Feb 2, 2021 verified as of Feb 3, 2021 at 09:25 AM

Data in this report are provisional and subject to change.

The numbers in the table below represent the number of Florida and non-Florida residents for whom test results were received by the Department of Health. A person can be tested by more than one laboratory and can have both positive and negative results. **Therefore, the sum of the numbers in each column will be larger than the total number of people tested.**

Reporting lab	Inconclusive	Negative	Positive	Percent positive	Total
LAB DIAGNOSTICS LLC	383	15,106	5,270	25%	20,759
ADVENT HEALTH - DAYTONA BEACH	32	18,890	1,623	8%	20,545
EXACT SCIENCES LABORATORIES		18,177	2,306	11%	20,483
DRS CLACK SPENCER WHITE & MCCORMACK PA D/B/A		17,906	1,895	10%	19,801
PATIENTS FIRST LAKE ELLA MEDICAL CENTER PA		16,627	3,107	16%	19,734
INFINITY BIOLOGIX LLC	54	18,735	817	4%	19,606
SAINT MARY'S MEDICAL CENTER	24	17,128	2,022	11%	19,174
HEALTH CENTER AT SINAI RESIDENCES		16,930	506	3%	17,436
UNITED CLINICAL LABORATORY LLC	2	15,265	2,106	12%	17,373
BIOCERNA LABS	461	14,582	2,112	12%	17,155
BAYFRONT HEALTH - ST PETERSBURG	17	14,357	2,230	13%	16,604
LEESBURG REGIONAL MEDICAL CENTER		14,369	1,995	12%	16,364
OSCEOLA REGIONAL MEDICAL CENTER	1	14,184	2,109	13%	16,294
WELLINGTON REGIONAL MED CTR LAB	6	14,468	1,793	11%	16,267
CLEVELAND CLINIC HOSPITAL LAB	4	14,069	1,996	12%	16,069
HOMESTEAD HOSPITAL CLINICAL LABORATORY	27	12,853	2,768	18%	15,648
MEMORIAL HOSPITAL JACKSONVILLE	8	12,989	2,591	17%	15,588
CLEVELAND CLINIC TRADITION HOSPITAL		14,330	1,089	7%	15,419
ORANGE PARK MEDICAL CENTER	9	12,101	2,468	17%	14,578
INDIAN RIVER MEDICAL CENTER LAB		13,669	851	6%	14,520
NORTHWEST MEDICAL CENTER	1	12,694	1,799	12%	14,494
ACCESS MEDICAL LABORATORIES	4	7,325	6,852	48%	14,181
VISTA CLINICAL DIAGNOSTICS	470	12,061	1,501	11%	14,032
BETHESDA HOSPITAL EAST		12,729	1,297	9%	14,026
DELRAY MEDICAL CENTER LAB	3	12,532	1,441	10%	13,976
INDIAN RIVER PATHOLOGY LLC		12,792	1,150	8%	13,942
OAK HILL HOSPITAL		12,362	1,570	11%	13,932
PRIVA PATH LABS	71	12,982	855	6%	13,908
WEST KENDALL BAPTIST HOSPITAL	10	11,136	2,656	19%	13,802
CLARITY LAB SOLUTIONS	75	12,099	1,547	11%	13,721
MEMORIAL REGIONAL HOSPITAL CLINICAL LABORATORY	10	12,721	885	6%	13,616
LAWNWOOD REGIONAL MEDICAL CENTER	1	11,668	1,877	14%	13,546
LEE HEALTH - LEE MEMORIAL HOSPITAL		10,021	3,444	26%	13,465
BAPTIST HEALTHCARE - BAPTIST HOSPITAL	5	10,468	2,872	22%	13,345
BAPTIST HEALTH - SOUTH		12,073	1,092	8%	13,165
LARGO MEDICAL CENTER		11,446	1,465	11%	12,911
NONA SCIENTIFIC	5	9,805	3,100	24%	12,910
WINTER HAVEN HOSPITAL CLINICAL LABORATORY	4	10,903	1,988	15%	12,895
UHEALTH CORAL GABLES/LENNAR MED CTR	7	12,018	749	6%	12,774
CARDIOPATH	84	10,792	1,603	13%	12,479
WEST FLORIDA HOSPITAL LAB		9,595	2,782	22%	12,377
LAKE CITY HM		11,147	988	8%	12,135
ST ANTHONY'S HOSPITAL LAB	30	10,667	1,414	12%	12,111
GOOD SAMARITAN MEDICAL CENTER LAB	2	10,395	1,558	13%	11,955
WESTSIDE REGIONAL MED CTR	2	10,197	1,741	15%	11,940

COVID-19: testing by laboratory

Data through Feb 2, 2021 verified as of Feb 3, 2021 at 09:25 AM

Data in this report are provisional and subject to change.

The numbers in the table below represent the number of Florida and non-Florida residents for whom test results were received by the Department of Health. A person can be tested by more than one laboratory and can have both positive and negative results. **Therefore, the sum of the numbers in each column will be larger than the total number of people tested.**

Reporting lab	Inconclusive	Negative	Positive	Percent positive	Total
FLORIDA HOSPITAL WATERMAN LABORATORY	70	10,997	860	7%	11,927
MEDICAL CENTER OF TRINITY CLINICAL LABORATORY	2	10,597	1,302	11%	11,901
PALMS WEST HOSPITAL LAB	2	10,132	1,716	14%	11,850
THE HEALTHCARE DISTRICT OF PALM BEACH COUNTY	41	10,295	1,501	13%	11,837
BINAXNOW	9	9,062	2,732	23%	11,803
ST MARKS HOSPITAL LABORATORY B	78	10,627	1,002	9%	11,707
PWN HEALTH	17	9,503	2,063	18%	11,583
MERCY HOSPITAL A CAMPUS OF PLANTATION GEN HOSP LAB	1	9,698	1,880	16%	11,579
ADVENTHEALTH CENTRA CARE LAKE BUENA VISTA		10,309	1,262	11%	11,571
GULF COAST MEDICAL CENTER MICROLAB		8,937	2,539	22%	11,476
REGIONAL MEDCIAL CENTER BAYONET POINT	2	10,405	934	8%	11,341
THE VILLAGES REGIONAL HOSPITAL		9,988	1,131	10%	11,119
ST JOSEPHS HOSPITAL	18	9,638	1,424	13%	11,080
CAPITAL REGIONAL MEDICAL CTR		8,785	2,230	20%	11,015
GENOVA DIAGNOSTICS LABORATORY	53	9,887	925	9%	10,865
AVENTURA HOSPITAL LAB		8,730	2,068	19%	10,798
CORAL GABLES HOSPITAL CLINICAL LABORATORY		9,017	1,753	16%	10,770
HALIFAX MEDICAL CENTER LAB	36	9,097	1,609	15%	10,742
COAST DIAGNOSTICS LLC	45	9,567	1,115	10%	10,727
NEMOURS CHILDRENS HOSPITAL	1	10,061	619	6%	10,681
LARKIN COMMUNITY HOSPITAL	10	9,207	1,422	13%	10,639
FLORIDA LABORATORY ANALYSIS		9,295	1,282	12%	10,577
WEST BOCA MEDICAL CENTER LAB		9,760	787	7%	10,547
MEASE COUNTRYSIDE LAB	14	9,350	1,124	11%	10,488
BLAKE MEDICAL CENTER		9,134	1,341	13%	10,475
PATHNOSTICS	40	8,131	2,288	22%	10,459
LARKIN COMMUNITY HOSPITAL INC DBA CARDIOTROPIC		6,820	3,621	35%	10,441
LEE HEALTH - HEALTH PARK MEDICAL CENTER		8,648	1,737	17%	10,385
MANATEE MEMORIAL HOSPITAL		9,460	884	9%	10,344
BAPTIST HEALTH SOUTH FLORIDA - WEST KENDALL URGENT CARE		8,560	1,653	16%	10,213
PALM BEACH GARDENS MEDICAL CTR LAB		9,177	1,003	10%	10,180
SRQ DRIVE THROUGH		8,944	905	9%	9,849
LAKE CITY MEDICAL CENTER		7,602	2,086	22%	9,688
FLORIDA HOSPITAL HEARTLAND MED CTR CLINICAL LAB	33	8,351	1,277	13%	9,661
PALM BEACH BALL PARK		8,605	1,004	10%	9,609
AVECINA	17	8,865	690	7%	9,572
ADVENT HEALTH - WESLEY CHAPEL	14	8,654	898	9%	9,566
VIKOR SCIENTIFIC	36	7,678	1,649	18%	9,363
BOSTON HEART DIAGNOSTICS CORP		8,067	1,190	13%	9,257
PRECISION HEALTH RESOURCES LLC		8,656	589	6%	9,245
AVECINA MEDICAL	4	6,197	2,961	32%	9,162
DOCTORS HOSPITAL	7	7,615	1,527	17%	9,149
P4 CLINICAL, LLC	190	8,049	909	10%	9,148
PLANTATION GENERAL HOSPITAL		7,698	1,415	16%	9,113
LABSTAT LLC	3	8,553	424	5%	8,980
CERNERELR_BAYCARE	43	8,320	616	7%	8,979
FLORIDA MEDICAL CENTER - A CAMPUS OF NORTH SHORE	2	7,832	1,060	12%	8,894

COVID-19: testing by laboratory

Data through Feb 2, 2021 verified as of Feb 3, 2021 at 09:25 AM

Data in this report are provisional and subject to change.

The numbers in the table below represent the number of Florida and non-Florida residents for whom test results were received by the Department of Health. A person can be tested by more than one laboratory and can have both positive and negative results. **Therefore, the sum of the numbers in each column will be larger than the total number of people tested.**

Reporting lab	Inconclusive	Negative	Positive	Percent positive	Total
LEON MEDICAL CENTERS LLC		6,921	1,936	22%	8,857
MOLECULAR INFECTIOUS DISEASES	19	8,565	175	2%	8,759
AMERICAN FAMILY CARE		4,713	4,042	46%	8,755
CENTRAL FLORIDA REGIONAL HOSPITAL		7,799	923	11%	8,722
NORTHSIDE HOSPITAL AND HEART INSTITUTE		7,808	903	10%	8,711
CORAL SPRINGS MED CTR		7,761	832	10%	8,593
SARKIS CLINICAL TRIALS	23	7,452	1,114	13%	8,589
INFORM DIAGNOSTICS, INC		8,087	487	6%	8,574
FLORIDA HOSPITAL DELAND	10	7,343	1,091	13%	8,444
AVECINA MEDICAL OAKLEAF	3	6,977	1,330	16%	8,310
EXPRESS GENE MOLECULAR DIAGNOSTICS LABORATORY		7,011	1,293	16%	8,304
FLORIDA HOSPITAL FLAGLER	29	7,511	696	8%	8,236
CERNERELR_BAPTISTMIAMI	31	7,313	862	11%	8,206
ALL CHILDREN'S HOSPITAL		7,507	547	7%	8,054
ADVENTHEALTH CENTRA CARE WATERFORD LAKES		6,674	1,348	17%	8,022
NORTH SHORE MEDICAL CENTER		6,622	1,349	17%	7,971
OCALA REGIONAL MEDICAL CENTER		6,890	1,060	13%	7,950
BROWARD HEALTH NORTH CLINICAL LABORATORY		7,017	899	11%	7,916
BAPTIST HEALTH SOUTH FLORIDA - COUNTRY WALK URGENT CARE		6,544	1,369	17%	7,913
FLORIDA HOSPITAL ZEPHYRHILLS	10	7,018	825	11%	7,853
NCF DIAGNOSTICS & DNA TECHNOLOGIES LAB	128	7,226	431	6%	7,785
WEST PALM HOSPITAL LAB		7,126	635	8%	7,761
FLORIDA HOSPITAL OF CARROLLWOOD	23	6,627	1,080	14%	7,730
LEE HEALTH - GULF COAST MEDICAL CENTER	2	6,091	1,601	21%	7,694
MEDARBOR DIAGNOSTICS	1	6,537	1,092	14%	7,630
NCH NORTH NAPLES HOSPITAL LAB	15	6,733	829	11%	7,577
SOUTH BAY HOSPITAL CLINICAL LAB	1	6,743	823	11%	7,567
NATIONWIDE LABORATORY SERVICES INC	248	6,259	1,050	14%	7,557
KD MEDICAL CHOICE LLC	5	6,799	712	9%	7,516
CLEVELAND CLINIC MARTIN SOUTH HOSPITAL	1	6,594	829	11%	7,424
CernerELR_Advent		6,360	1,044	14%	7,404
ADVENTHEALTH CENTRA CARE ST CLOUD	1	6,269	1,045	14%	7,315
BAPTIST HEALTH - BEACHES		6,644	588	8%	7,232
MEMORIAL HOSPITAL WEST LABORATORY SERVICES	14	6,421	663	9%	7,098
ISPM LABS, LLC DBA CAPSTONE DIAGNOSTICS, LLC		6,642	363	5%	7,005
BAPTIST HEALTH SOUTH FLORIDA - MIAMI LAKES URGENT CARE		5,488	1,502	21%	6,990
POINCIANA MEDICAL CENTER		5,398	1,584	23%	6,982
MEDRITE MEDICAL CARE, PC	3,241	3,336	391	6%	6,968
BAYCARE COMMUNITY HEALTH		6,755	181	3%	6,936
LUMINUS DIAGNOSTICS		6,253	550	8%	6,803
WEST MARION COMMUINITY HOSPITAL LAB		5,627	1,123	17%	6,750
MEMORIAL HOSPITAL MICRO		6,264	472	7%	6,736
MORTON PLANT-MEASE	5	6,076	621	9%	6,702
FULGENT DIAGNOSTICS	104	6,120	473	7%	6,697
ARCPPOINT LABS OF FORT MYERS	4	5,811	850	13%	6,665
ANNE BATES LEACH EYE HOSPITAL/ ABLEH MICROBIOLOGY LABORATORY	4	6,555	98	1%	6,657
SANTA ROSA MEDICAL CENTER		5,367	1,261	19%	6,628

COVID-19: testing by laboratory

Data through Feb 2, 2021 verified as of Feb 3, 2021 at 09:25 AM

Data in this report are provisional and subject to change.

The numbers in the table below represent the number of Florida and non-Florida residents for whom test results were received by the Department of Health. A person can be tested by more than one laboratory and can have both positive and negative results. **Therefore, the sum of the numbers in each column will be larger than the total number of people tested.**

Reporting lab	Inconclusive	Negative	Positive	Percent positive	Total
CLEVELAND CLINIC MARTIN NORTH HOSPITAL		5,799	781	12%	6,580
VISTA CLINICAL	8	3,841	2,708	41%	6,557
H LEE MOFFITT CANCER CENTER LABORATORY	1	6,357	191	3%	6,549
LAKEWOOD RANCH MEDICAL CENTER		6,020	516	8%	6,536
SYNERGY LABORATORIES	7	5,592	873	13%	6,472
FLORIDA HOSPITAL FISH MEMORIAL	19	5,493	941	15%	6,453
ST LUCIE MEDICAL CENTER		5,177	1,272	20%	6,449
MEDEXPRESS URGENT CARE	2	4,370	2,060	32%	6,432
BAPTIST HEALTH SOUTH FLORIDA - WESTCHESTER URGENT CARE		5,100	1,137	18%	6,237
GENE BY GENE, GENOMICS RESEARCH CENTER LAB	44	5,780	327	5%	6,151
AVERO DIAGNOSTICS - IRVING	8	5,690	431	7%	6,129
HIALEAH HOSPITAL	4	4,625	1,333	22%	5,962
ADVENTHEALTH CENTRA CARE WINTER GARDEN	1	5,290	645	11%	5,936
BAPTIST HEALTH SOUTH FLORIDA - DORAL URGENT CARE		4,729	1,203	20%	5,932
HEALTHQUEST ESOTERICS		4,682	1,243	21%	5,925
FLORIDA HOSPITAL OCALA		5,160	763	13%	5,923
UNKNOWN	3	3,202	2,706	46%	5,911
ST JOSEPHS NORTH HOSPITAL LAB	7	5,067	803	14%	5,877
BAYFRONT HEALTH - VENICE REGIONAL MEDICAL	1	5,338	505	9%	5,844
SYNERGY DIAGNOSTIC LABORATORY	86	5,130	626	11%	5,842
ADVENTHEALTH CENTRA CARE UNIVERSITY	1	5,159	676	12%	5,836
ADVENTHEALTH CENTRA CARE CLERMONT		4,925	864	15%	5,789
OVIEDO MEDICAL CENTER		5,152	600	10%	5,752
ADVENTHEALTH CENTRA CARE WINTER PARK		5,186	558	10%	5,744
BAPTIST HEALTH - NASSAU		5,393	305	5%	5,698
IMPERIAL POINT MEDICAL CENTER		5,185	476	8%	5,661
ADVENTHEALTH CENTRA CARE DR PHILLIPS		5,112	502	9%	5,614
HOLIDAY CVS LLC		5,306	249	4%	5,555
SOLARIS DIAGNOSTICS	9	4,970	545	10%	5,524
ADVENTHEALTH CENTRA CARE LAKELAND	1	4,675	723	13%	5,399
FORT WALTON BEACH MEDICAL CENTER		4,590	808	15%	5,398
ADVENTHEALTH CENTRA CARE HUNTERS CREEK	3	4,624	765	14%	5,392
TROPICANA FIELD - LOT 2	19	4,893	479	9%	5,391
ST PETERSBURG GENERAL HOSPITAL		4,520	851	16%	5,371
ATLANTIS URGENT CARE	1	3,863	1,455	27%	5,319
SUNRISE MEDICAL LABORATORIES	2	4,908	354	7%	5,264
ADVENTHEALTH CENTRA CARE LEE ROAD		4,716	533	10%	5,249
MARTIN HOSPITAL SOUTH LAB		4,966	282	5%	5,248
BAYFRONT HEALTH - PORT CHARLOTTE		4,755	435	8%	5,190
BAPTIST HEALTH SOUTH FLORIDA - PEMBROKE PINES URGENT CARE		4,340	839	16%	5,179
SOUTH FLORIDA BAPTIST HOSPITAL MICRO	4	4,348	820	16%	5,172
TRINITY SPRINGS		4,357	729	14%	5,086
FLORIDA HOSPITAL NORTH PINELLAS	11	4,624	413	8%	5,048
COMMUNITY HEALTH CENTERS OF PINELLAS INC		3,996	1,040	21%	5,036
CLINICAL REFERENCE LABORATORY	2	4,745	240	5%	4,987
MEDEXPRESS URGENT CARE OF BOYNTON BEACH LLC		4,679	297	6%	4,976
ADVENTHEALTH CENTRA CARE LAKE MARY	2	4,288	634	13%	4,924

COVID-19: testing by laboratory

Data through Feb 2, 2021 verified as of Feb 3, 2021 at 09:25 AM

Data in this report are provisional and subject to change.

The numbers in the table below represent the number of Florida and non-Florida residents for whom test results were received by the Department of Health. A person can be tested by more than one laboratory and can have both positive and negative results. **Therefore, the sum of the numbers in each column will be larger than the total number of people tested.**

Reporting lab	Inconclusive	Negative	Positive	Percent positive	Total
ADVENTHEALTH CENTRA CARE KISSIMMEE		4,382	508	10%	4,890
ADVENTHEALTH CENTRA CARE SANFORD		4,313	556	11%	4,869
ADVENTHEALTH CENTRA CARE MOUNT DORA		4,029	828	17%	4,857
BAPTIST HEALTH SOUTH FLORIDA - CORAL SPRINGS URGENT CARE		4,167	675	14%	4,842
DOCTORS URGENT CARE LLC	1	3,894	890	19%	4,785
MEDEXPRESS URGENT CARE HUDSON		4,146	638	13%	4,784
ACUTIS DIAGNOSTICS	16	3,843	915	19%	4,774
SUNCOAST PATHOLOGY ASSOCIATES		4,365	396	8%	4,761
INFINITY BIOLOGIX LLC (GINKO BIOWORKS)	3	4,611	112	2%	4,726
MEDICAL DNA LABS LLC	2	4,315	396	8%	4,713
PUTNAM COMMUNITY MEDICAL CENTER		4,060	639	14%	4,699
ADVENTHEALTH CENTRA CARE APOPKA	1	4,060	638	14%	4,699
ANGEL KIDS PEDIATRICS		4,360	289	6%	4,649
ADVENTIST HEALTH SYSTEMS, SUNBELT INC		4,065	566	12%	4,631
INDIAN RIVER MEDICAL CENTER		3,901	709	15%	4,610
EMPIRE CITY LABORATORIES INC	48	3,897	647	14%	4,592
NIGHT LITE PEDIATRICS	4	3,338	1,245	27%	4,587
EGLIN AIR FORCE BASE	12	3,298	1,258	28%	4,568
NORTHWEST FLORIDA COMMUNITY HOSPITAL	27	3,195	1,301	29%	4,523
PARAMOUNT URGENT CARE		2,143	2,366	52%	4,509
UNIVERSITY HOSPITAL AND MEDICAL CENTER		3,445	1,062	24%	4,507
MOFFITT CANCER CENTER	6	4,372	93	2%	4,471
ADVENTHEALTH CENTRA CARE ALTAMONTE		3,911	556	12%	4,467
BAPTIST HEALTH - NORTH		3,451	996	22%	4,447
MICROGEN DX	3	3,768	640	15%	4,411
COASTAL MED URGENT CARE		2,959	1,430	33%	4,389
EMERALD COAST URGENT CARE		3,279	1,068	25%	4,347
DOCTORS URGENT CARE OF LUTZ LLC	1	3,435	872	20%	4,308
NCH DOWNTOWN NAPLES HOSPITAL	11	3,788	500	12%	4,299
URGENT CARE CURE	2	3,653	601	14%	4,256
BAPTIST HEALTH SOUTH FLORIDA - TAMiami TRAIL URGENT CARE		3,410	837	20%	4,247
PALMS OF PASADENA HOSPITAL		3,751	482	11%	4,233
AHCC WESLEY CHAPEL		3,728	444	11%	4,172
QDX PATHOLOGY SERVICES	2	3,813	338	8%	4,153
BAPTIST HEALTH SOUTH FLORIDA - CORAL GABLES (UNIVERSITY) URGENT CARE		3,596	548	13%	4,144
PRO CLINIC		3,212	930	22%	4,142
ADVENTHEALTH CENTRA CARE OVIEDO		3,551	584	14%	4,135
ADVENTHEALTH CENTRA CARE AZALEA PARK		3,527	607	15%	4,134
LABS ASAP LLC		3,712	420	10%	4,132
MEASE DUNEDIN HOSPITAL	5	3,717	400	10%	4,122
WESTCHESTER HOSPITAL	23	3,278	803	20%	4,104
THE CENTER FOR URGENT CARE	3	3,370	719	18%	4,092
MEDEXPRESS URGENT CARE - ESTERO		3,659	413	10%	4,072
DOCTORS HOSPITAL OF SARASOTA CLINICAL LABORATORY		3,536	527	13%	4,063
NIGHT LITE PEDIATRICS URGENT CARE	1	3,414	636	16%	4,051
BAPTIST HEALTH SOUTH FLORIDA - KENDALE LAKES URGENT CARE		3,235	814	20%	4,049
NCH NORTH NAPLES HOSPITAL	6	3,489	550	14%	4,045

COVID-19: testing by laboratory

Data through Feb 2, 2021 verified as of Feb 3, 2021 at 09:25 AM

Data in this report are provisional and subject to change.

The numbers in the table below represent the number of Florida and non-Florida residents for whom test results were received by the Department of Health. A person can be tested by more than one laboratory and can have both positive and negative results. **Therefore, the sum of the numbers in each column will be larger than the total number of people tested.**

Reporting lab	Inconclusive	Negative	Positive	Percent positive	Total
BAPTIST HEALTH SOUTH FLORIDA - PINECREST URGENT CARE		3,474	551	14%	4,025
ADVENTHEALTH CENTRA CARE PORT ORANGE		3,319	704	17%	4,023
RAULERSON HOSPITAL		3,303	710	18%	4,013
PHYSICIANS REGIONAL MEDICAL CENTER - PINE RIDGE RD	1	3,263	720	18%	3,984
HEALTH FIRST ADVENTHEALTH CENTRA CARE GATEWAY	1	3,598	378	10%	3,977
BAPTIST HEALTH SOUTH FLORIDA - CORAL GABLES URGENT CARE		3,284	656	17%	3,940
ADVENTHEALTH CENTRA CARE SOUTH ORANGE		3,345	576	15%	3,921
ESCAMBIA COMMUNITY CLINICS INC	7	2,845	1,041	27%	3,893
ADVENTHEALTH CENTRA CARE ORANGE LAKE		3,424	446	12%	3,870
ADVENTHEALTH CENTRA CARE LONGWOOD		3,423	445	12%	3,868
HEALTH FIRST ADVENTHEALTH CENTRA CARE TITUSVILLE		3,447	415	11%	3,862
MINUTECLINIC		3,294	555	14%	3,849
MINUTECLINIC LLC #3703		3,207	627	16%	3,834
TALLAHASSEE PRIMARY CARE ASSOCIATES		3,327	496	13%	3,823
FLORIDA FAMILY LABORATORY, INC DBA	22	3,452	322	8%	3,796
PEDIATRIC HEALTH CARE ALLIANCE PA		3,453	335	9%	3,788
MEDEXPRESS URGENT CARE - ROYAL PALM BEACH		3,426	360	10%	3,786
ADVENT HEALTH - HEART OF FLORIDA ER	1	3,224	558	15%	3,783
BAPTIST HEALTH SOUTH FLORIDA - PALMETTO BAY URGENT CARE		3,176	604	16%	3,780
MEDEXPRESS URGENT CARE - GOLDEN GATE		3,328	385	10%	3,713
MEDEXPRESS URGENT CARE PALM BEACH GARDENS		3,434	279	8%	3,713
ADVENTHEALTH CENTRA CARE SAND LAKE		3,335	370	10%	3,705
GENESIS DIAGNOSTICS		3,458	238	6%	3,696
BETHESDA HOSPITAL WEST		3,320	368	10%	3,688
ADVENTHEALTH CENTRA CARE LEESBURG		2,918	733	20%	3,651
US BIOTEK LABORATORIES	13	3,267	357	10%	3,637
CLARITY LAB SOLUTIONS LLC		3,608	4	0%	3,612
MEMORIAL HOSPITAL- MIRAMAR	12	3,313	278	8%	3,603
TWIN CITIES HOSPITAL	1	3,128	458	13%	3,587
BAYFRONT HEALTH - SEVEN RIVERS		3,249	330	9%	3,579
BAYA PHARMACY & URGENT CARE		2,568	993	28%	3,561
PREMIER URGENT CARE OF BREVARD LLC	3	3,080	444	13%	3,527
ASCENSION SACRED HEART - EMERALD COAST		2,871	638	18%	3,509
ADVENTHEALTH EXPRESS CARE		2,768	718	21%	3,486
SIPARADIGM LLC	21	3,222	208	6%	3,451
MEDEXPRESS URGENT CARE - LAKELAND		2,989	396	12%	3,385
FLORIDA COMMUNITY HEALTH CENTER		2,639	719	21%	3,358
DOCTORS TEST CENTERS		2,937	414	12%	3,351
BAPTIST HEALTH SOUTH FLORIDA - DAVIE URGENT CARE		2,761	566	17%	3,327
MIDWAY SPECIALTY CARE CENTER DIAGNOSTICS	38	3,055	234	7%	3,327
BAYFRONT HEALTH - BROOKSVILLE		2,906	403	12%	3,309
LEE HEALTH CONVENIENT CARE - PAGE FIELD		2,817	488	15%	3,305
PARAMOUNT URGENT CARE - WINDERMERE		1,969	1,252	39%	3,221
MEDCOMP SCIENCES LLC	38	1,558	1,596	50%	3,192
ADVENTHEALTH PROMPT CARE	1	2,229	941	30%	3,171
ENGLEWOOD COMMUNITY HOSPITAL		2,841	309	10%	3,150
DESOTO MEMORIAL HOSPITAL	3	2,570	566	18%	3,139

COVID-19: testing by laboratory

Data through Feb 2, 2021 verified as of Feb 3, 2021 at 09:25 AM

Data in this report are provisional and subject to change.

The numbers in the table below represent the number of Florida and non-Florida residents for whom test results were received by the Department of Health. A person can be tested by more than one laboratory and can have both positive and negative results. **Therefore, the sum of the numbers in each column will be larger than the total number of people tested.**

Reporting lab	Inconclusive	Negative	Positive	Percent positive	Total
BAPTIST HEALTH SOUTH FLORIDA - WESTON URGENT CARE		2,769	362	12%	3,131
LAKESIDE MEDICAL CENTER		2,425	694	22%	3,119
VENTURE MEDICAL OF FLORIDA LLC		2,888	230	7%	3,118
ADVENTHEALTH CENTRA CARE COLONIAL TOWN	2	2,770	334	11%	3,106
AMELIA URGENT CARE		1,583	1,501	49%	3,084
BARTOW REGIONAL MEDICAL CENTER	1	2,551	480	16%	3,032
ACCU REFERENCE MEDICAL LAB	9	2,317	674	22%	3,000
BAYFRONT HEALTH - PUNTA GORDA		2,751	219	7%	2,970
PRECISION HEALTH SOLUTIONS		2,833	110	4%	2,943
BAPTIST HEALTH URGENT CARE AT SAWGRASS		2,438	474	16%	2,912
BAPTIST HEALTH SOUTH FLORIDA - BRICKELL URGENT CARE		2,407	502	17%	2,909
ADVENTHEALTH CENTRA CARE		2,539	362	12%	2,901
LABORATORY OF FLORIDA LLC	40	2,635	225	8%	2,900
VETERANS AFFAIRS MEDICAL CENTER - ORLANDO	1	1,343	1,544	53%	2,888
STONE CLINICAL LABORATORIES		2,790	96	3%	2,886
MEDEXPRESS URGENT CARE CAPE CORAL		2,450	429	15%	2,879
HIGHLANDS REGIONAL MEDICAL CENTER		2,208	670	23%	2,878
WALGREENS ORLANDO	3	2,523	340	12%	2,866
WALGREEN CO	2	2,527	320	11%	2,849
HEALTH FIRST ADVENTHEALTH CENTRA CARE COCOA		2,547	259	9%	2,806
SELECT LABORATORIES - MARION COUNTY, FL LLC	4	2,523	271	10%	2,798
BAYFRONT HEALTH - SPRING HILL		2,531	262	9%	2,793
URGENT CARE OF THE PALM BEACHES		2,129	607	22%	2,736
MINUTECLINIC LLC # 0709		2,308	420	15%	2,728
HOLIDAY CVS LLC DBA CVS PHARMACY #5154		2,619	73	3%	2,692
MEDEXPRESS URGENT CARE - DELAND		2,401	282	11%	2,683
MEMORIAL HOSPITAL PEMBROKE	3	2,351	313	12%	2,667
CITRUS MEMORIAL HOSPITAL LABORATORY		2,241	416	16%	2,657
BMCT Molecular Diagnostics Subsection		2,177	471	18%	2,648
ADVENTIST HEALTH SYSTEMS SUNBELT IN DBA		2,380	266	10%	2,646
EMERALD COAST URGENT CARE, LLC	1	1,968	659	25%	2,628
PHARMCO RX	2	2,413	208	8%	2,623
SPORTS DRUG TESTING LABORATORY	47	2,465	94	4%	2,606
HEALTH FIRST ADVENTHEALTH CENTRA CARE MALABAR		2,330	259	10%	2,589
ADVENT HEALTH - OCALA		2,124	443	17%	2,567
PALMS MEDICAL GROUP	5	1,693	854	33%	2,552
MEDEXPRESS URGENT CARE LEHIGH ACRES		2,173	334	13%	2,507
ADVENTHEALTH CENTRA CARE KIDS LAKE MARY		2,289	188	8%	2,477
EMERALD COAST URGENT CARE LLC		1,804	653	27%	2,457
ADVENT HEALTH - NEW SMYRNA		1,923	518	21%	2,441
PRIMEHEALTH URGENT CARE INC		2,090	345	14%	2,435
MARINERS HOSPITAL		2,190	238	10%	2,428
NXGEN MDX LLC	4	2,153	269	11%	2,426
MINUTECLINIC LLC		2,046	365	15%	2,411
BAPTIST HEALTHCARE - GULF BREEZE HOSPITAL	3	1,981	425	18%	2,409
BAPTIST HEALTH EMERGENCY CENTER COUNTRY WALK	1	2,019	386	16%	2,406
BRASHEAR'S VITAL CARE CORP		1,864	540	22%	2,404

COVID-19: testing by laboratory

Data through Feb 2, 2021 verified as of Feb 3, 2021 at 09:25 AM

Data in this report are provisional and subject to change.

The numbers in the table below represent the number of Florida and non-Florida residents for whom test results were received by the Department of Health. A person can be tested by more than one laboratory and can have both positive and negative results. **Therefore, the sum of the numbers in each column will be larger than the total number of people tested.**

Reporting lab	Inconclusive	Negative	Positive	Percent positive	Total
BAPTIST HEALTH - CLAY		2,028	353	15%	2,381
SCION LAB SERVICES LLC	22	2,175	174	7%	2,371
ADVENT HEALTH CENTRA CARE -WINTER PARK KIDS URGENT CARE	4	2,144	221	9%	2,369
MINUTECLINIC LLC #3631		1,978	369	16%	2,347
MINUTECLINIC LLC 5852		1,955	361	16%	2,316
COMMUNITY HEALTH NORTHWEST FLORIDA	4	1,764	547	24%	2,315
LEE HEALTH - COCONUT POINT CLINICAL LAB	2	1,872	433	19%	2,307
PHYSICIAN ASSOCIATES		2,065	234	10%	2,299
PHYSICIANS STAT LAB	3	1,066	1,225	53%	2,294
BAPTIST HEALTH - OAKLEAF		1,863	410	18%	2,273
BAPTIST HEALTH SOUTH FLORIDA - MIAMI BEACH URGENT CARE		1,924	327	15%	2,251
PROHEALTH	1	810	1,434	64%	2,245
MC DIAGNOSTIC OF CONNECTICUT, PC #2220		1,897	345	15%	2,242
VERILY LIFE SCIENCES		2,219	17	1%	2,236
MEDEXPRESS FORT MYERS		1,949	286	13%	2,235
PRIMEHEALTH URGENT CARE	1	1,865	360	16%	2,226
GESSLER CLINIC		1,445	774	35%	2,219
MEDONE PLLC		1,661	529	24%	2,190
ACCESS POINT HEALTHCARE URGENT & PRIMARY CARE	2	1,608	569	26%	2,179
PHYSICIANS REGIONAL MEDICAL CENTER - COLLIER BLVD	1	1,526	651	30%	2,178
LOWER KEYS MEDICAL CENTER		1,890	245	11%	2,135
PARAMOUNT URGENT CARE - ORLANDO		1,330	796	37%	2,126
MEDEXPRESS URGENT CARE CORAL SPRINGS		1,911	211	10%	2,122
MINUTECLINIC LLC #8396		1,785	310	15%	2,095
MINUTECLINIC LLC #5249		1,618	452	22%	2,070
PARAMOUNT URGENT CARE - OVIEDO		1,331	724	35%	2,055
MINUTECLINIC LLC #1067		1,747	284	14%	2,031
MEDEXPRESS URGENT CARE - VERO BEACH		1,765	260	13%	2,025
MEDEXPRESS URGENT CARE - CLEWISTON		1,679	328	16%	2,007
ASSOCIATED PATHOLOGISTS, LLC	3	1,618	354	18%	1,975
MINUTECLINIC LLC #3463		1,638	333	17%	1,971
MINUTECLINIC LLC #4415		1,617	338	17%	1,955
DONALD W ROBERTSON DO PA		1,508	447	23%	1,955
MINUTECLINIC LLC #5253		1,611	343	18%	1,954
DOC SMILEY'S URGENT CARE		1,706	247	13%	1,953
ADVENTHEALTH CENTRA CARE CONWAY		1,610	305	16%	1,915
PARAMOUNT URGENT CARE INC		518	1,393	73%	1,911
MINUTE CLINIC LLC		1,636	267	14%	1,903
TAMPA COMMUNITY HOSPITAL		1,599	303	16%	1,902
FLORIDA MEDICAL CLINIC	3	936	960	51%	1,899
CARENOW URGENT CARE		1,070	828	44%	1,898
UNIVERSITY OF NORTH FLORIDA STUDENT HEALTH		1,783	57	3%	1,840
DR G'S URGENT CARE		1,598	240	13%	1,838
FLOWERS HOSPITAL		1,646	182	10%	1,828
GENUS3		1,757	70	4%	1,827
MEDFAST URGENT CARE CENTERS LLC		497	1,323	73%	1,820
MEDEXPRESS PORT CHARLOTTE		1,637	160	9%	1,797

COVID-19: testing by laboratory

Data through Feb 2, 2021 verified as of Feb 3, 2021 at 09:25 AM

Data in this report are provisional and subject to change.

The numbers in the table below represent the number of Florida and non-Florida residents for whom test results were received by the Department of Health. A person can be tested by more than one laboratory and can have both positive and negative results. **Therefore, the sum of the numbers in each column will be larger than the total number of people tested.**

Reporting lab	Inconclusive	Negative	Positive	Percent positive	Total
BAY MEDICAL CENTER SACRED HEART HEALTH SYSTEM		1,313	479	27%	1,792
MINUTECLINIC LLC #5854		1,495	278	16%	1,773
HOLMES REG MED CENTER CLINICAL LAB		1,469	301	17%	1,770
SACRED HEART HEALTH SYSTEM, INC		1,099	647	37%	1,746
QUICK CARE MED PL	2	1,462	276	16%	1,740
MINUTECLINIC LLC #5190		1,405	333	19%	1,738
MEDEXPRESS URGENT CARE BOCA RATON		1,594	143	8%	1,737
ASCENSION SACRED HEART - GULF		1,271	450	26%	1,721
DYNIX DIAGNOSTIX		1,416	304	18%	1,720
AMELIA EXPRESS CARE LLC	10	1,450	246	14%	1,706
JW PLASTIC SURGERY		1,449	244	14%	1,693
ALTRU DIAGNOSTICS INC	2	1,571	117	7%	1,690
ADVENT HEALTH - DADE CITY		1,460	216	13%	1,676
MINUTECLINIC LLC #7886		1,388	243	15%	1,631
MARION E FETHER MEDICAL CENTER, THE		1,490	139	9%	1,629
SPARROW HEALTHCARE	2	1,382	240	15%	1,624
JACKSON HOSPITAL CLINICAL LABORATORY		1,363	257	16%	1,620
IGENOMIX USA LLC	46	1,407	152	9%	1,605
MARTIN HEALTH SYSTEM - ST LUCIE WEST		1,440	161	10%	1,601
NORTH SHORE LONG ISLAND JEWISH HEALTH		1,521	79	5%	1,600
BARDMOOR LABORATORY	9	1,356	225	14%	1,590
PARRISH MEDICAL CENTER	1	1,380	203	13%	1,584
OPTEO LABORATORY		1,546	34	2%	1,580
NCH NORTHEAST	7	1,193	369	24%	1,569
MELBOURNE MEDICAL LABORATORY☐	2	1,365	202	13%	1,569
BOND URGENT CARE LLC		1,145	412	26%	1,557
CHARLES AIESI CONSULTING INC	8	1,357	191	12%	1,556
MINUTECLINIC LLC #3662		1,305	235	15%	1,540
SHELL POINT NURSING PAVILION	1	1,472	62	4%	1,535
CAREFAST+		868	656	43%	1,524
PATIENTS FIRST - THOMASVILLE ROAD		1,339	176	12%	1,515
DOC SMILEYS URGENT CARE LLC		1,231	283	19%	1,514
MINUTECLINIC LLC #5069		1,220	282	19%	1,502
LABTECH DIAGNOSTIC		1,230	269	18%	1,499
MINUTECLINIC LLC #5214		1,253	217	15%	1,470
INTELEX LABS, LLC		1,417	51	3%	1,468
MINUTECLINIC LLC # 0514		1,256	193	13%	1,449
MINUTECLINIC LLC #3705		1,248	198	14%	1,446
ADVANCE MEDICAL OF NAPLES		326	1,120	77%	1,446
UHEALTH DEERFIELD BEACH/UMSYLVESTER DEERFIELD BEACH LABORATORY	3	1,379	55	4%	1,437
ASSURANCE SCIENTIFIC LABORATORIES	1	1,157	279	19%	1,437
EMERGENCY PHYSICIANS MEDICAL CENTER		484	951	66%	1,435
MINUTECLINIC LLC #7887		1,260	171	12%	1,431
MINUTECLINIC LLC #1771		1,185	244	17%	1,429
NCHMD INC		1,157	269	19%	1,426
BIOCERNA LLC	9	1,248	164	12%	1,421
PATIENTS CHOICE LABORATORIES		829	588	41%	1,417

COVID-19: testing by laboratory

Data through Feb 2, 2021 verified as of Feb 3, 2021 at 09:25 AM

Data in this report are provisional and subject to change.

The numbers in the table below represent the number of Florida and non-Florida residents for whom test results were received by the Department of Health. A person can be tested by more than one laboratory and can have both positive and negative results. **Therefore, the sum of the numbers in each column will be larger than the total number of people tested.**

Reporting lab	Inconclusive	Negative	Positive	Percent positive	Total
NEIGHBORHOOD MEDICAL CENTER INC	16	1,235	154	11%	1,405
MINUTECLINIC, LLC #4015		1,033	369	26%	1,402
BAPTIST HEALTH SOUTH FLORIDA - COUNTRY WALK URGENT CARE EXPRESS		1,202	199	14%	1,401
MINUTECLINIC LLC #1055		1,072	321	23%	1,393
MINI ER WATERFORD LAKES, THE		1,169	217	16%	1,386
MINUTECLINIC LLC #4458		1,079	305	22%	1,384
MINUTECLINIC LLC # 3930		1,157	221	16%	1,378
PENSACOLA PEDIATRICS PA	1	1,218	156	11%	1,375
LAKE WALES MEDICAL CENTER INC		1,185	175	13%	1,360
ASCENSION ST VINCENT'S - SOUTHSIDE		1,309	49	4%	1,358
WHOLE FAMILY HEALTH CENTER INC		1,100	255	19%	1,355
MINUTECLINIC LLC #3003		1,062	292	22%	1,354
GENESIS LABORATORY MANAGEMENT	11	1,127	211	16%	1,349
MINUTECLINIC LLC # 3686		1,143	199	15%	1,342
Community_Health		1,159	181	14%	1,340
LABORATORY SPECIALISTS OF MICHIGAN		1,094	240	18%	1,334
MINUTECLINIC LLC #3814		1,069	259	20%	1,328
ARCPOINT LABS		778	533	41%	1,311
WHITE WILSON MEDICAL CENTER		162	1,142	88%	1,304
BAPTIST HEALTH SOUTH FLORIDA - KEY BISCANE URGENT CARE EXPRESS		1,141	160	12%	1,301
MINUTECLINIC LLC #7225		1,113	174	14%	1,287
MINUTECLINIC LLC #7173		1,121	165	13%	1,286
BAYFRONT HEALTH - CITRUS HILLS		1,085	199	15%	1,284
MINUTECLINIC, LLC (CLINIC 10699)		1,076	204	16%	1,280
MINUTECLINIC LLC #3291		1,113	164	13%	1,277
PHYSICIANS PRIMARY CARE	2	1,082	192	15%	1,276
MINUTECLINIC LLC #7973		1,085	187	15%	1,272
TEMPUS CLINICAL LABORATORY	10	1,112	141	11%	1,263
AMELIA EXPRESS CARE		710	545	43%	1,255
MINUTECLINIC, LLC #3204		1,027	221	18%	1,248
UNIVERSITY OF ALABAMA AT BIRMINGHAM		1,210	34	3%	1,244
MINUTECLINIC LLC #3257		1,004	230	19%	1,234
MEDEXPRESS URGENT CARE - JAX ATLANTIC BLVD		1,052	178	14%	1,230
NYU HOSPITALS CENTER CLINICAL LABORATORIES		1,185	39	3%	1,224
COASTAL LABORATORIES	1	936	281	23%	1,218
CLINICORE		1,124	91	7%	1,215
VAVA PARTNERS LLC		439	760	63%	1,199
ACCESS MEDICAL LABS		746	448	38%	1,194
PREMIER MEDICAL		1,097	90	8%	1,187
BAPTIST HEALTHCARE - JAY HOSPITAL		846	338	29%	1,184
MINUTECLINIC LLC #3635		1,026	158	13%	1,184
BAPTIST HEALTH EMERGENCY CENTER AT WEST CORAL WAY		904	279	24%	1,183
TREASURE COAST MEDICAL ASSOCIATES INC		732	446	38%	1,178
TOM LEE COMMUNITY HEALTH CENTER		801	364	31%	1,165
UHEALTH CLINIC AT WALGREENS		944	217	19%	1,161
MINUTECLINIC LLC # 7933		1,007	148	13%	1,155
SMA LAB	8	1,009	134	12%	1,151

COVID-19: testing by laboratory

Data through Feb 2, 2021 verified as of Feb 3, 2021 at 09:25 AM

Data in this report are provisional and subject to change.

The numbers in the table below represent the number of Florida and non-Florida residents for whom test results were received by the Department of Health. A person can be tested by more than one laboratory and can have both positive and negative results. **Therefore, the sum of the numbers in each column will be larger than the total number of people tested.**

Reporting lab	Inconclusive	Negative	Positive	Percent positive	Total
MINUTECLINIC LLC #5216		963	185	16%	1,148
HOLIDAY CVS LLC DBA CVSPHARMACY #5155		1,102	45	4%	1,147
MINUTECLINIC LLC #3285		977	164	14%	1,141
ELLENTON URGENT CARE		910	229	20%	1,139
MINUTECLINIC LLC #3654		916	221	19%	1,137
MINUTECLINIC LLC #4024		953	183	16%	1,136
MINUTECLINIC, LLC #5817		898	233	21%	1,131
MINUTECLINIC LLC #3748		880	244	22%	1,124
VERITAS GENETICS	61	942	119	11%	1,122
PROJECT HEALTH, INC SUMTERVILLE	5	910	200	18%	1,115
MINUTECLINIC LLC #3648		901	214	19%	1,115
CAPSTONE HEALTHCARE		784	329	30%	1,113
MINUTECLINIC LLC #5924		910	202	18%	1,112
LAB24 INC	3	436	666	60%	1,105
MINUTECLINIC LLC #1821		984	117	11%	1,101
OPTUM LABS LLC		960	139	13%	1,099
ED FRASER MEMORIAL HOSPITAL		873	222	20%	1,095
STAGEZERO LIFE SCIENCES INC	3	993	97	9%	1,093
PEDIATRIC HEALTH CARE ALLIANCE - NORTHDAL		990	97	9%	1,087
PARAMOUNT URGENT CARE VILLAGES		748	335	31%	1,083
MEDIQUICK URGENT CARE CENTERS INC		663	408	38%	1,071
NORTH FLORIDA PEDIATRICS-TALLAHASSEE		976	93	9%	1,069
MINUTECLINIC LLC #4201		933	135	13%	1,068
KEYS AHEC SCHOOL MEDICAL CLINIC	7	978	83	8%	1,068
EPN URGENT CARE NAPLES	2	746	320	30%	1,068
RAINBOW RIVER MEDICAL LABORATORY		977	82	8%	1,059
MINUTECLINIC LLC #4612		803	250	24%	1,053
ADVANCED DIAGNOSTIC LABORATORY		1,003	47	4%	1,050
MINUTECLINIC LLC #3255		855	194	18%	1,049
FLORIDA DEPARTMENT OF HEALTH IN POLK COUNTY	2	788	252	24%	1,042
BLUE MED CONSULTANTS		1,002	28	3%	1,030
XYZ LABORATORY	8	886	131	13%	1,025
SOLARIS HEALTHCARE PALATKA		936	88	9%	1,024
MINUTECLINIC LLC #1807		834	177	18%	1,011
PALM HARBOR PHARMACY		873	136	13%	1,009
ST ANNES NURSING CENTER		984	22	2%	1,006
AFC PHYSICIANS OF FLORIDA		705	297	30%	1,002
VERITOR		850	143	14%	993
LAKELAND REGIONAL HEALTH - PWC/OB		36	954	96%	990
JUPITER MEDICAL CENTER URGENT CARE		665	313	32%	978
NAPLES URGENT CARE	1	601	365	38%	967
COASTAL PEDIATRIC GROUP		834	127	13%	961
MINUTECLINIC LLC # 3579		805	143	15%	948
FLAGLER HOSPITAL LABORATORY	8	34	904	96%	946
STEWART REFERENCE LABORATORY	1	545	398	42%	944
GENEIQ		878	49	5%	927
VRL EUROFINs - DALLAS		913	13	1%	926

COVID-19: testing by laboratory

Data through Feb 2, 2021 verified as of Feb 3, 2021 at 09:25 AM

Data in this report are provisional and subject to change.

The numbers in the table below represent the number of Florida and non-Florida residents for whom test results were received by the Department of Health. A person can be tested by more than one laboratory and can have both positive and negative results. **Therefore, the sum of the numbers in each column will be larger than the total number of people tested.**

Reporting lab	Inconclusive	Negative	Positive	Percent positive	Total
GENE TOX WORLDWIDE	60	736	125	14%	921
PRIMARY CARE OF THE TREASURE COAST		805	111	12%	916
CAREFAST MURABELLA		501	411	45%	912
PARAMOUNT URGENT CARE - CLERMONT		686	224	25%	910
MINUTECLINIC LLC #3236		768	140	15%	908
PATIENTS FIRST LAKE ELLA MEDICAL CENTER		790	116	13%	906
LENCO MEDICAL LABORATORY		862	39	4%	901
FAST TRACK URGENT CARE CENTER		4	889	100%	893
PROFESSIONAL HEALTH EXAMINERS DBA PROHEALTH	1	710	182	20%	893
ARCPOINT LABS OF CORAL SPRINGS FL		785	97	11%	882
MINUTECLINIC, LLC #3245		666	204	23%	870
MINUTECLINIC LLC #476		717	153	18%	870
HENDRY REGIONAL MEDICAL CENTER CLINICAL LABORATORY		655	214	25%	869
KETAMINE HEALTH CENTERS LLC		789	79	9%	868
HISTOPATHOLOGY SERVICES, LLC		771	97	11%	868
NORTH FLORIDA PEDIATRICS - LAKE CITY		667	198	23%	865
MINUTECLINIC LLC #3637		651	211	24%	862
INTEGRITY LABORATORIES, LLC	2	705	155	18%	862
READY RESPONDERS FLORIDA, PLLC		737	119	14%	856
TACACHALE CLINICAL LABORATORY	1	808	45	5%	854
HEALTH CARE DISTRICT OF PALM BEACH COUNTY	1	689	150	18%	840
EUROFINS NTD, LLC		801	38	5%	839
TYNDALL AIR FORCE BASE		643	196	23%	839
ADDICTION LABS OF AMERICA	3	753	69	8%	825
PALM BAY HOSPITAL CLINICAL LABORATORY		544	279	34%	823
OPTUMCARE FLORIDA LLC		617	202	25%	819
MINUTECLINIC LLC #1350		684	135	16%	819
FLORIDA HOSPITAL ORLANDO		743	74	9%	817
THE HEALTH CENTER OF PLANT CITY		747	69	8%	816
MOLECULAR TESTING LABS		758	55	7%	813
MINUTECLINIC LLC #1815		688	120	15%	808
ASCENSION ST VINCENT'S - CLAY		775	32	4%	807
ADVANCED MEDICAL OF NAPLES LLC		704	98	12%	802
CAREMED CLINIC LLC	1	582	218	27%	801
PHAROS HEALTH		623	174	22%	797
NITE LITE PEDIATRICS		234	563	71%	797
WELLINGTON REGIONAL MEDICAL CENTER		698	99	12%	797
MINUTECLINIC, LLC DBA MINUTECLINIC #4717		770	27	3%	797
FIU-HEALTH AUXILIARY LABORATORY	4	716	65	8%	785
MINUTECLINIC LLC #8381		641	139	18%	780
COVANCE CLINICAL RESEARCH UNIT INC		754	21	3%	775
GENOME LLC	2	703	69	9%	774
DEPARTMENT OF CLINICAL LABS		757	17	2%	774
BROWNWOOD CARE CENTER		693	77	10%	770
FIRST QUALITY LABORATORY		724	44	6%	768
ER QUICKCARE PL		636	129	17%	765
LITTLE PINE PEDIATRICS		542	223	29%	765

COVID-19: testing by laboratory

Data through Feb 2, 2021 verified as of Feb 3, 2021 at 09:25 AM

Data in this report are provisional and subject to change.

The numbers in the table below represent the number of Florida and non-Florida residents for whom test results were received by the Department of Health. A person can be tested by more than one laboratory and can have both positive and negative results. **Therefore, the sum of the numbers in each column will be larger than the total number of people tested.**

Reporting lab	Inconclusive	Negative	Positive	Percent positive	Total
DYNIX DIAGNOSTICS	2	524	236	31%	762
CVS HEALTH		544	217	29%	761
MACDILL AIR FORCE BASE		710	51	7%	761
NORTH FLORIDA PEDIATRICS PA - SUWANNEE	3	644	113	15%	760
VRL EUROFINs		729	27	4%	756
MYTEST DIAGNOSTICS		702	53	7%	755
PROFESSIONAL HEALTH EXAMINERS		645	110	15%	755
MIAMI JEWISH HEALTH SYSTEMS		706	46	6%	752
NONE		308	443	59%	751
LEE COUNTY EMERGENCY MEDICAL SERVICE		649	97	13%	746
C.W. BILL YOUNG VA MEDICAL CENTER	1	20	725	97%	746
NORTH OKALOOSA MEDICAL CENTER		434	311	42%	745
BAPTIST HEALTH - MD ANDERSON CANCER CENTER		732	4	1%	736
RIVER TOWN DIAGNOSTIC LLC		534	202	27%	736
AFC PHYSICIANS OF FLORIDA PA		497	237	32%	734
MINUTECLINIC, LLC # 4469		601	127	17%	728
UNIVERSITY OF WEST FLORIDA STUDENT HEALTH SERVICES	1	606	120	17%	727
ADVENT HEALTH LAB - ORLANDO		430	294	41%	724
COASTAL PHYSICIANS, LLC		574	149	21%	723
SANTA ROSA MEDICAL GROUP		568	150	21%	718
DISNEY COVID TEST SITE		703	11	2%	714
Point of Care Testing	1	113	590	84%	704
STEWART ROCKLEDGE HOSPITAL		544	159	23%	703
Tampa Lakes Health and Rehabilitation Center	2	632	69	10%	703
XPRESS URGENT CARE	3	587	112	16%	702
NORTHEAST FLORIDA NEUROLOGY CLINICS, INC		590	111	16%	701
VITAS HEALTHCARE CORPORATION OF FLA		688	3	0%	691
ANY LAB TEST NOW	1	451	236	34%	688
NORTH SHORE LIJ URGENT CARE PC		649	38	6%	687
PREMIER MEDICAL LABORATORY SERVICES	1	463	222	32%	686
PRIMARY CARE SERVICES AT INDIAN RIVER ESTATES		667	16	2%	683
FISHERMENS HOSPITAL CLINICAL LAB		614	63	9%	677
KENDALL HEALTHCARE PROPERTIES DBA	2	647	27	4%	676
MEDICAL CONSULTANTS OF FLORIDA, LLC	1	549	122	18%	672
Victoria Nursing and Rehabilitation Center		626	46	7%	672
MINI ER ADULT AND PEDIATRIC URGENT CARE		574	98	15%	672
LPG COCONUT POINT		543	126	19%	669
WILLOWBROOKE COURT AT EDGEWATER POINTE ESTATES		657	9	1%	666
NCH HEALTHCARE SYSTEM MICROBIOLOGY LAB		1	663	100%	664
VENICE REGIONAL MEDICAL CENTER		574	90	14%	664
PROJECT HEALTH INC	2	541	117	18%	660
NORTH FLORIDA PEDIATRICS PA		564	96	15%	660
MEDICAL FP – WHOLE FAMILY HEALTH CENTER		539	119	18%	658
TREE HOUSE PEDIATRICS PLLC		590	65	10%	655
ORLANDO HEALTH AND REHAB CENTER		611	41	6%	652
CONSULATE HEALTH CARE OF NEW PORT RICHEY	2	532	117	18%	651
APALACHEE CORRECTIONAL INSTITUTION EAST UNIT		633	16	2%	649

COVID-19: testing by laboratory

Data through Feb 2, 2021 verified as of Feb 3, 2021 at 09:25 AM

Data in this report are provisional and subject to change.

The numbers in the table below represent the number of Florida and non-Florida residents for whom test results were received by the Department of Health. A person can be tested by more than one laboratory and can have both positive and negative results. **Therefore, the sum of the numbers in each column will be larger than the total number of people tested.**

Reporting lab	Inconclusive	Negative	Positive	Percent positive	Total
INTERLACHEN PEDIATRICS		620	28	4%	648
PEDIATRICS OF CENTRAL FLORIDA PA	19	589	39	6%	647
MAVERICK LABS		458	188	29%	646
MIDWAY SPECIATLY CARE CENTER		424	220	34%	644
CARE ONE OF FLORIDA LLC		435	209	32%	644
DOCTOR'S MEMORIAL HOSPITAL		485	157	24%	642
MINUTECLINIC LLC #6007		535	107	17%	642
INTERLACHEN PEDIATRICS PA		610	30	5%	640
ADVENTHEALTH CENTRA CARE WINTER HAVEN	1	262	375	59%	638
SOLARIS HEALTHCARE CHARLOTTE HARBOR		592	46	7%	638
CLINICAL PATHOLOGY LABS INC		574	64	10%	638
PROHEALTH MEDICAL CLINIC		84	552	87%	636
PALACE NURSING HOME & REHAB CENTER		595	34	5%	629
GROWING TOGETHER PEDIATRICS LLC		581	47	7%	628
CATALYST WALK IN CLINIC		494	133	21%	627
MINUTECLINIC LLC #8927		510	109	18%	619
PALM GARDEN OF PORT SAINT LUCIE		612	6	1%	618
HOLY CROSS HOSPITAL		12	598	98%	610
CREEKSIDE CARE CENTER	1	520	84	14%	605
MANOR PINES CONVALESCENT CENTER LLC	1	584	20	3%	605
CRUCIAL CARE EMERGENCY MEDICINE DOCTORS		463	142	23%	605
LIFE CARE CENTER OF NEW PORT RICHEY		569	33	5%	602
LIFE CARE CENTER OF ORANGE PARK		572	30	5%	602
PATIENTS FIRST - MAHAN DRIVE		164	435	73%	599
JOHN KNOX VILLAGE HEALTH CENTER		580	18	3%	598
CAPE CANAVERAL HOSPITAL		373	220	37%	593
REDI MED LLC		458	134	23%	592
MOUNT SINAI LABORATORY		566	26	4%	592
WOODLANDS MEDICAL SPECIALISTS		359	229	39%	588
USF MORSANI CENTER FOR ADVANCED HEALTH CARE		509	77	13%	586
VETERANS AFFAIRS MEDICAL CENTER - JAMES A HALEY			585	100%	585
PRIMARY CARE SERVICES AT ST ANDREWS ESTATES		583			583
MINUTECLNIC LLC		510	70	12%	580
MINUTECLINIC LLC #5187		509	71	12%	580
POINT OF CARE TESTING SITE		556	24	4%	580
SPECTOR SCIENTIFIC LAB	1	219	359	62%	579
NCHMD, INC SOUTHEAST IMMEDIATE CARE		445	133	23%	578
CHILDRENS MEDICAL ASSOCIATION		520	56	10%	576
MID-FLORIDA PATHOLOGY		443	132	23%	575
ETHOS WELLNESS PHARMACY		530	42	7%	572
MEDICAL VB		451	120	21%	571
GULF COAST VILLAGE		541	29	5%	570
EAST LAKE PEDIATRICS		486	83	15%	569
GOLDEN GLADES NURSING & REHABILITATION CTR		556	10	2%	566
JACKSONVILLE BEACH PEDIATRIC CARE CENTER□		511	55	10%	566
HOLMES REGIONAL MEDICAL CENTER		5	559	99%	564
GULF COAST MOLECULAR LABORATORIES	12	460	90	16%	562

COVID-19: testing by laboratory

Data through Feb 2, 2021 verified as of Feb 3, 2021 at 09:25 AM

Data in this report are provisional and subject to change.

The numbers in the table below represent the number of Florida and non-Florida residents for whom test results were received by the Department of Health. A person can be tested by more than one laboratory and can have both positive and negative results. **Therefore, the sum of the numbers in each column will be larger than the total number of people tested.**

Reporting lab	Inconclusive	Negative	Positive	Percent positive	Total
MAIN STREET MEDICAL CENTER		127	434	77%	561
TENNESSEE DOH - NASHVILLE	2	493	65	12%	560
Crestview Rehabilitation Center	5	428	126	23%	559
LOOP PEDIATRICS PA	3	452	103	18%	558
CONSULATE HEALTHCARE OF VERO BEACH	14	465	79	14%	558
SEBASTIAN RIVER MEDICAL CENTER	2	410	145	26%	557
PALM GARDEN OF VERO BEACH		518	39	7%	557
ADVENTHEALTH MEDICAL GROUP PROMPT CARE		397	159	29%	556
SHORELINE PHYSICIAN GROUP		342	214	38%	556
ST JOHN'S NURSING CENTER		535	18	3%	553
HMA SANTA ROSA MEDICAL CENTER LLC DBA		429	122	22%	551
ECCOLAB GROUP	1	145	405	74%	551
THE PRESERVE		544	7	1%	551
HALIFAX MEDICAL CENTER-PORT ORANGE LAB		467	82	15%	549
The Sands at South Beach		545	4	1%	549
ST PETERSBURG PEDIATRICS	1	476	71	13%	548
VITAE DIAGNOSTICS		534	13	2%	547
BROAD INSTITUTE CLINICAL SEQUENCING RESEARCH PLATFORM	1	522	22	4%	545
COASTAL URGENT CARE		428	116	21%	544
CLEWISTON NURSING AND REHABILITATION CENTER		533	11	2%	544
CYPRESS VILLAGE	1	518	24	4%	543
BOND AND STEELE CLINIC PA		363	176	33%	539
LIFE CARE CENTER OF HILLIARD		524	15	3%	539
Signature HealthCare Center of Waterford		510	28	5%	538
THERADOC		152	386	72%	538
NCF DIAGNOSTICS & DNA TECHNOLOGIES	15	204	318	59%	537
SOUTHEAST ALABAMA MEDICAL CENT		486	49	9%	535
AMERICAN FAMILY CARE PENSACOLA WEST		1	533	100%	534
VETERANS AFFAIRS MEDICAL CENTER		40	492	92%	532
FORT MYERS INTERNAL MEDICINE, LLC		478	51	10%	529
SUNRISE URGENT CARE ASSOCIATES LLC D/B/A	4	221	303	57%	528
MEDICAL CENTER CLINIC-IMMEDIATE CARE	1	423	104	20%	528
24 HOUR PEDIATRIC CARE CENTER	1	479	47	9%	527
MED FAST URGENT CARE CENTER		260	267	51%	527
CLARITY LABS		458	69	13%	527
VETERANS AFFAIRS MEDICAL CENTER - BAY PINES		17	506	97%	523
J AND G MEDICAL GROUP LLC		430	88	17%	518
FLAGLER COUNTY HEALTH DEPARTMENT	3	400	114	22%	517
CARENOW URGENT CARE – FORT PIERCE		275	242	47%	517
VITAS HEALTHCARE CORP OF CENTRAL FL		497	19	4%	516
CITY MEDICAL OF NEW JERSEY, PC		471	41	8%	512
CALHOUN LIBERTY HOSPITAL		374	137	27%	511
NSPIRE HEALTHCARE MIAMI LAKES	7	487	14	3%	508
EDEN SPRINGS NURSING AND REHAB CENTER		398	110	22%	508
DOCTORS CENTER,THE		399	108	21%	507
VILLA MARIA NURSING & REHAB CENTER INC	1	495	11	2%	507
FAMILY HEALTH CENTERS OF SWF LABS	2	428	76	15%	506

COVID-19: testing by laboratory

Data through Feb 2, 2021 verified as of Feb 3, 2021 at 09:25 AM

Data in this report are provisional and subject to change.

The numbers in the table below represent the number of Florida and non-Florida residents for whom test results were received by the Department of Health. A person can be tested by more than one laboratory and can have both positive and negative results. **Therefore, the sum of the numbers in each column will be larger than the total number of people tested.**

Reporting lab	Inconclusive	Negative	Positive	Percent positive	Total
MANOR CARE NURSING CENTER OF SARASOTA FL LLC		417	85	17%	502
TELESCOPE HEALTH LLC	3	401	98	20%	502
DAVITA LABORATORY		426	73	15%	499
GOLDEN GATE FAMILY CLINIC		113	386	77%	499
DOH - INDIAN RIVER		426	71	14%	497
BALDOMERO LOPEZ STATE VETERANS NURSING HOME	2	492	3	1%	497
CLINICAL PATHOLOGY LABS		386	109	22%	495
MINUTECLINIC LLC #214		416	78	16%	494
EMERALD SHORES HEALTH AND REHABILITATION		405	88	18%	493
GRAND COURT TAMPA		486	3	1%	489
JACKSON MEMORIAL PERDUE MEDICAL CENTER		466	23	5%	489
LIFE CARE CENTER OF PENSACOLA		443	45	9%	488
Plantation Bay Rehabilitation Center		469	18	4%	487
NEW YORK HOSPITAL LABORATORIES	1	469	12	2%	482
JACKSON MEMORIAL LONG TERM CARE CENTER		462	19	4%	481
HEALTH CENTER AT BRENTWOOD	1	437	42	9%	480
EXPRESS URGENT CARE LLC		1	479	100%	480
BOCA GRANDE HEALTH CLINIC		456	24	5%	480
MOORINGS PARK INSTITUTE, INC, THE		456	21	4%	477
MANOR CARE HEALTH SERVICES - FT MYERS		456	20	4%	476
ENZO CLINICAL LABS INC	3	453	20	4%	476
MINUTECLINIC LLC #5157		401	74	16%	475
MEDONE URGENT CARE AT ST. AUGUSTINE		120	353	75%	473
ST CLOUD REGIONAL MEDICAL CENTER CLINICAL LAB		394	79	17%	473
EAST LAKE PEDIATRICS PA		433	39	8%	472
NORTH FLORIDA RETIREMENT VILLAGE		470	2	0%	472
MEMORIAL PEMBROKE 24/7 CARE CENTER		356	116	25%	472
DIAMOND RIDGE HEALTH AND REHABILITATION		443	29	6%	472
VALENCIA HILLS HEALTH AND REHABILITATION CENTER		458	13	3%	471
NAVAL HOSPITAL - JACKSONVILLE		136	331	71%	467
PALM GARDEN OF TAMPA		439	28	6%	467
SABAL PALMS HEALTH AND REHAB		415	50	11%	465
PRIMARY CARE SOUTH INC		167	296	64%	463
RIVER GARDEN HEBREW HOME FOR THE AGED		409	54	12%	463
POINT WASHINGTON MEDICAL CLINIC	1	278	184	40%	463
NCH HEALTHCARE BONITA		343	120	26%	463
PENSACOLA PEDIATRICS	1	258	203	44%	462
SUSANNA WESLEY HEALTH CENTER		426	36	8%	462
BROOKDALE PALMER RANCH	1	403	56	12%	460
CONTINENTAL CLINICAL RESEARCH, LLC		440	20	4%	460
WILLOW BROOKE COURT AT INDIAN RIVER ESTATES		415	44	10%	459
CLARIDGE HOUSE NURSING CENTER		437	17	4%	454
THE PALACE AT HOMESTEAD	1	436	17	4%	454
MEDFAST URGENT CARE CENTERS		175	278	61%	453
PALM GARDEN OF JACKSONVILLE	2	371	79	17%	452
VETERANS AFFAIRS MEDICAL CENTER - GAINESVILLE		3	448	99%	451
HARTS HARBOR HEALTH CARE CENTER		430	21	5%	451

COVID-19: testing by laboratory

Data through Feb 2, 2021 verified as of Feb 3, 2021 at 09:25 AM

Data in this report are provisional and subject to change.

The numbers in the table below represent the number of Florida and non-Florida residents for whom test results were received by the Department of Health. A person can be tested by more than one laboratory and can have both positive and negative results. **Therefore, the sum of the numbers in each column will be larger than the total number of people tested.**

Reporting lab	Inconclusive	Negative	Positive	Percent positive	Total
PEDIATRIC HEALTHCARE ALLIANCE PA		407	43	10%	450
VIERA HOSPITAL, INC		340	110	24%	450
CLIFFORD CHESTER SIMS STATE VETERANS		440	9	2%	449
BUFFALO CROSSING HEALTHCARE & REHABILITATION CTR		433	16	4%	449
FLORIDA GULF COAST UNIVERSITY		281	167	37%	448
The Manor at Blue Water Bay		386	60	13%	446
FOUNTAIN MANOR HEALTH AND REHAB CENTER	1	427	17	4%	445
FLORIDA DEPARTMENT OF HEALTH CLAY COUNTY	1	351	93	21%	445
LAUDERDALE NURSING CENTER LLC	1	424	19	4%	444
ADVENTHEALTH EXPRESS CARE AT WALGREENS		387	55	12%	442
SOUTHERN OAKS CARE CENTER	1	405	36	8%	442
DIAMOND RIDGE HEALTH AND REHABILITATION CENTER		419	22	5%	441
HARBOUR HEALTH CENTER		427	14	3%	441
PARKLANDS FACILITY INC	4	394	42	10%	440
AMERICA'S PHARMACY LLC		388	51	12%	439
NEMOURS CHILDERN'S HOSPITAL		367	72	16%	439
SMA SPECIALTY MEDICAL LAB		117	321	73%	438
FLO-MEDILAB SERVICES LLC		187	250	57%	437
MANOR AT CARPENTERS		411	26	6%	437
HILLCREST HEALTH CARE & REHABILITATION CENTER	2	422	11	3%	435
ASAP LABS LLC		305	130	30%	435
RICARDO NAVARRO DO PA		371	63	15%	434
Good Samaritan Society Kissimmee Village		368	64	15%	432
AVECINA MEDICAL JULINGTON	1	240	189	44%	430
NORTH FLORIDA MEDICAL GROUP		312	118	27%	430
FLORIDA DEPT OF HEALTH IN BREVARD COUNTY	3	363	63	15%	429
BAPTIST PRIMARY CARE	2	336	91	21%	429
NEW PLANT CITY FAMILY CARE	1	227	201	47%	429
EXPRESS PHARMACY		393	35	8%	428
MAYFLOWER ASSISTED LIVING		422	5	1%	427
HERON POINTE HEALTH AND REHABILITATION	1	422	3	1%	426
PALM GARDEN OF OCALA		330	96	23%	426
SPRING HILL HEALTH AND REHABILITATION CENTER		410	15	4%	425
ARCPPOINTS LABS		361	64	15%	425
Williston Care Center		373	51	12%	424
Q ANSWER LAB	1	376	46	11%	423
BALDWIN PEDIATRICS	1	394	25	6%	420
PHYSICIANS PRIMARY CARE LAB		360	60	14%	420
GARCIA CLINICAL LABORATORY		28	392	93%	420
APP-UNIPATH, LLC	2	403	14	3%	419
FLORIDA DEPARTMENT OF HEALTH IN CALHOUN COUNTY		306	113	27%	419
WEST GABLES HEALTH CARE CENTER		406	10	2%	416
Colonial Lakes Health Care		384	32	8%	416
ST ANDREWS BAY SKILLED NURSING &		357	59	14%	416
LEHIGH REGIONAL MEDICAL CENTER LAB		371	44	11%	415
JOHNS HOPKINS ALL CHILDREN'S HOSPITAL		370	44	11%	414
CHILDRENS MEDICAL ASSOCIATION PA		365	49	12%	414

COVID-19: testing by laboratory

Data through Feb 2, 2021 verified as of Feb 3, 2021 at 09:25 AM

Data in this report are provisional and subject to change.

The numbers in the table below represent the number of Florida and non-Florida residents for whom test results were received by the Department of Health. A person can be tested by more than one laboratory and can have both positive and negative results. **Therefore, the sum of the numbers in each column will be larger than the total number of people tested.**

Reporting lab	Inconclusive	Negative	Positive	Percent positive	Total
MINUTECLINIC LLC #3671		366	44	11%	410
NEW YORK PRESBYTERIAN - CUMC CLINICAL		390	17	4%	407
Solaris HealthCare Windermere		376	31	8%	407
AFC URGENT CARE SEMINOLE			406	100%	406
CARE ONE OF FLORIDA	1	272	133	33%	406
BAYFRONTVENICEREGIONAL		379	26	6%	405
TIDE LABORATORIES		362	43	11%	405
ORLANDO HEALTH CENTER FOR REHABILITATION		394	10	2%	404
MANOR OAKS NURSING & REHAB CENTER	4	398	1	0%	403
CITRUS NURSING CENTER LLC		369	32	8%	401
PEBBLEBROOK PHARMACY		308	89	22%	397
PALMETTO FAMILY HEALTHCARE	1	249	145	37%	395
SOLARIS HEALTHCARE LAKE CITY		320	75	19%	395
MINI ER AND URGENT CARE		289	105	27%	394
VITAS LUTHERAN TOWERS INPATIENT PROGRAM		329	62	16%	391
BARBER		13	376	97%	389
ADVENTHEALTH CENTRA CARE TRINITY		336	52	13%	388
MEDICAL CENTER OF DELTONA, INC		306	80	21%	386
FERNANDINA BEACH REHAB AND NURSING	1	370	15	4%	386
SANTA ROSA CENTER FOR REHABILITATION AND HEALING		325	61	16%	386
SOLARIS HEALTHCARE MERRITT ISLAND		345	39	10%	384
BENTON PEDIATRICS INC		341	42	11%	383
Ocala Health and Rehabilitation Center		363	18	5%	381
FLORIDA HOSPITAL WAUCHULA		261	119	31%	380
SANDBAY URGENT CARE		306	72	19%	378
PALMS OF SEBRING		343	34	9%	377
BAYA PHARMACY WEST		8	368	98%	376
PHYSICIANS STAT LAB INC		318	58	15%	376
FLORIDA HOSPITAL MEDICAL GROUP		254	122	32%	376
CONSULATE HEALTH CARE OF BAYONET POINT	3	365	7	2%	375
HOPE HOSPICE AND COMMUNITY SERVICES INC	12	352	11	3%	375
INDIAN RIVER CTR, LLC		327	46	12%	373
AMERICAN RESEARCH LABS		174	199	53%	373
DXTERITY DIAGNOSTICS	1	351	20	5%	372
HENDRY REGIONAL MEDICAL CENTER		107	264	71%	371
MEDONE URGENT CARE CENTER		149	222	60%	371
ABBAY DELRAY		366	5	1%	371
URGENT CARE BETHESDA	1	318	52	14%	371
MICHAEL A MIDDLETON MD PA□		356	14	4%	370
ELLENTON PEDIATRICS		353	17	5%	370
HEARTLAND PEDIATRICS OF LAKE WALES		324	45	12%	369
SUWANNEE HEALTH AND REHABILITATION CENTER		364	5	1%	369
TREASURE COAST COMMUNITY HEALTH	3	310	55	15%	368
Quest Diag Unspecifd	1	228	139	38%	368
ADVENT HEALTH - TAMPA		148	220	60%	368
SOLARIS HEALTHCARE OSCEOLA		346	21	6%	367
AFC URGENT CARE FAMILY CARE			367	100%	367

COVID-19: testing by laboratory

Data through Feb 2, 2021 verified as of Feb 3, 2021 at 09:25 AM

Data in this report are provisional and subject to change.

The numbers in the table below represent the number of Florida and non-Florida residents for whom test results were received by the Department of Health. A person can be tested by more than one laboratory and can have both positive and negative results. **Therefore, the sum of the numbers in each column will be larger than the total number of people tested.**

Reporting lab	Inconclusive	Negative	Positive	Percent positive	Total
FAIR HAVENS CENTER, OPCO		359	6	2%	365
FAMILY HEALTH CENTERS OF SOUTHWEST FLORIDA INC		308	57	16%	365
PEDIATRIC HEALTHCARE ALLIANCE		338	26	7%	364
PALM GARDEN OF CLEARWATER		344	18	5%	362
Stacey Health Care Centers Inc. dba Riverside Care Center		334	28	8%	362
BROOKDALE FORT MYERS CYPRESS LAKE		360	1	0%	361
INFORM DIAGNOSTICS		351	9	3%	360
UR MEDICINE LABS- CENTRAL LABORATORY		340	20	6%	360
RUSKIN HEALTH CENTER		245	115	32%	360
ORCHARD PARK HEALTH & REHABILITATION		355	5	1%	360
BREVARD HEALTH ALLIANCE		166	193	54%	359
MEDSCAN LABORATORY INC	1	163	195	54%	359
SIGNATURE HEALTHCARE OF BROOKWOOD GARDENS		355	1	0%	356
Timberridge Center for Rehabilitation and Healing		327	28	8%	355
MY CLINICAL LAB		224	128	36%	352
Solaris Healthcare Daytona	2	302	47	13%	351
SHORE ACRES CARE CENTER		315	35	10%	350
CLERMONT HEALTH AND REHABILITATION CENTER		322	27	8%	349
LITTLE PINE PEDIATRICS PLLC	1	297	51	15%	349
BAYSHORE DIAGNOSTICS		309	40	11%	349
CORE DIAGNOSTIC LABORATORIES LLC		237	112	32%	349
SANFORD LABORATORIES		325	24	7%	349
Cypress Cove Care Center		248	100	29%	348
AFC URGENT CARE TYRONE		2	346	99%	348
THE PALACE MANAGEMENT - THE PALACE AT CORAL GABLES		345	3	1%	348
LAB DOCTOR		305	43	12%	348
SIPARADIGM, DIAGNOSTIC INFORMATICS		273	74	21%	347
HEALTHY STEPS PEDIATRICS		303	43	12%	346
VILLAGE AT VIENNA SQUARE,THE	6	329	11	3%	346
SEMINOLE NURSING PAVILION		337	7	2%	344
PALM GARDEN OF WINTER HAVEN		327	15	4%	342
CARENOW	2	171	169	49%	342
DBI HEALTH INC		328	14	4%	342
CORAL BAY HEALTHCARE AND REHABILITATION	1	329	12	4%	342
HEALTH DESIGNS		328	13	4%	341
ADVENT HEALTH CENTRA CARE - PALM COAST		80	261	77%	341
SELECT REFERENCE LABORATORIES, LLC	1	326	12	4%	339
BLOUNTSTOWN REHABILITATION CENTER LLC		234	105	31%	339
NORTH VISTA HOSPITAL LABORATORY		263	76	22%	339
GOOD SAMARITAN CENTER		336	2	1%	338
BROOKSVILLE HEALTHCARE CENTER LLC		334	4	1%	338
NORTH FLORIDA REHABILITATION & SPECIALTY CARE		332	3	1%	335
FLORIDA DEPARTMENT OF HEALTH		296	39	12%	335
AFC URGENT CARE CLEARWATER	1	122	212	63%	335
HEALTH CENTRAL PARK		268	66	20%	334
ORANGE BLOSSOM FAMILY HEALTH		316	18	5%	334
MEDIPATH		18	315	95%	333

COVID-19: testing by laboratory

Data through Feb 2, 2021 verified as of Feb 3, 2021 at 09:25 AM

Data in this report are provisional and subject to change.

The numbers in the table below represent the number of Florida and non-Florida residents for whom test results were received by the Department of Health. A person can be tested by more than one laboratory and can have both positive and negative results. **Therefore, the sum of the numbers in each column will be larger than the total number of people tested.**

Reporting lab	Inconclusive	Negative	Positive	Percent positive	Total
VETERANS AFFAIRS MEDICAL CENTER - LAKE CITY		52	280	84%	332
Darcy Hall Of Life Care		327	5	2%	332
MINUTECLINIC LLC, #10357		330	1	0%	331
solaris Healthcare Parkway	2	316	13	4%	331
HAINES CITY REHABILITATION AND NURSING CENTER		307	23	7%	330
NORTH PINELLAS STATMED QUICK QUALITY CLINICS		236	93	28%	329
Manatee Springs Rehabilitation and Nursing Center		309	20	6%	329
USAFSAM/PHE		174	154	47%	328
Life Care Center at Wells Crossing		309	18	6%	327
MANORCARE HEALTH SERVICES - VENICE		272	55	17%	327
Life Care Center of Ocala		279	48	15%	327
Palmetto Subacute Care Center		316	10	3%	326
BROWARD PARTNERSHIP	6	315	5	2%	326
TRI-COUNTY NURSING AND REHABILITATION CENTER INC		311	15	5%	326
LIFE CARE PONTE VEDRA INC		316	8	2%	324
CARITHERS PEDIATRIC GROUP		287	37	11%	324
Bayside Care Center	1	301	20	6%	322
MOOSEHAVEN HEALTH CENTER		286	36	11%	322
CORAL TRACE HEALTH CARE☐	2	313	5	2%	320
MIDWAY SPECIALTY CARE CENTER	3	203	113	35%	319
SOLARIS HEALTHCARE BAYONET POINT		305	14	4%	319
PIONEER CLINICAL LAB LLC		247	71	22%	318
FAIRWAY OAKS CENTER LLC	6	305	6	2%	317
FLORIDA HOSPITAL HEARTLAND MED CTR LAKE PLACID		232	85	27%	317
MEDFAST URGENT CARE CENTER		86	230	73%	316
PruittHealth Santa Rosa		225	89	28%	314
AFC URGENT CARE		67	247	79%	314
FLORIDA DEPARTMENT OF HEALTH IN LIBERTY COUNTY	2	222	89	28%	313
GENESIS MEDICAL LABORATORY MIAMI FL.		83	230	73%	313
PALM GARDEN OF WEST PALM BEACH☐	4	293	15	5%	312
STARKE FAMILY MEDICAL CENTER		248	62	20%	310
LIFEBRITE	1	125	183	59%	309
MEDEXPRESS LUTZ		3	305	99%	308
KEY WEST HEALTH AND REHAB	1	300	7	2%	308
Marshall Health and Rehabilitation Center		273	35	11%	308
ABSOLUTE GENOMICS	1	215	92	30%	308
DELTONA HEALTH CARE		284	23	7%	307
Destin Healthcare and Rehabilitation Center	1	271	35	11%	307
EPN URGENT CARE		44	263	86%	307
PALM GARDEN OF ORLANDO		276	31	10%	307
PruittHealth Panama City	1	244	62	20%	307
ASCEND CLINICAL	2	235	67	22%	304
SEA BREEZE REHAB AND NURSING CENTER☐		296	8	3%	304
CRONOS CLINICAL LABORATORY	22	193	87	29%	302
FAMILY CARE PARTNERS OF NORTHEAST FLORIDA LLC		229	72	24%	301
LIFE CARE CENTER OF PALM BAY☐		291	10	3%	301
GOOD SAMARITAN SOCIETY-DAYTONA		285	15	5%	300

COVID-19: testing by laboratory

Data through Feb 2, 2021 verified as of Feb 3, 2021 at 09:25 AM

Data in this report are provisional and subject to change.

The numbers in the table below represent the number of Florida and non-Florida residents for whom test results were received by the Department of Health. A person can be tested by more than one laboratory and can have both positive and negative results. **Therefore, the sum of the numbers in each column will be larger than the total number of people tested.**

Reporting lab	Inconclusive	Negative	Positive	Percent positive	Total
Palm Garden of Largo		297	3	1%	300
PHYSICIANS REGIONAL WALK-IN		185	114	38%	299
Bay Breeze Senior Living and Rehabilitation Center		247	52	17%	299
ORCHARD RIDGE CARE AND REHABILITATION CENTER		280	19	6%	299
DIAGNOSTIC & CLINICAL CARE SERVICES INC DBA		238	60	20%	298
LabCorp (Non-Interfaced)	1	121	176	59%	298
BAY VILLAGE OF SARASOTA INC		294	3	1%	297
HEALTH FIRST ADVENTHEALTH CENTRA CARE - TITUSVILLE		56	241	81%	297
BOCA BIOLISTICS REFERENCE LABORATORY	2	185	110	37%	297
SABAL DIRECT PRIMARY CARE, PA		241	56	19%	297
ROLLINS COLLEGE WELLNESS CENTER		130	167	56%	297
TIDEWELL HOSPICE INC		293	4	1%	297
CHILDRENS CLINIC WEST FLORIDA PEDIATRICS		268	28	9%	296
VILLAGE DOCTORS OF KEYSTONE		220	76	26%	296
AVELLINO LAB USA, INC	1	283	12	4%	296
MANOR CARE OF BOYNTON BEACH LLC		272	24	8%	296
BUENA VISTA URGENT CARE		264	32	11%	296
HARDEE MANOR HEALTH CARE CENTER	1	291	3	1%	295
HARDEE COUNTY HEALTH DEPARTMENT		233	62	21%	295
QUICK CARE MED		241	54	18%	295
SUN COUNTRY PEDIATRICS PLLC	7	261	26	9%	294
ATLANTIC SHORES NURSING AND REHAB CENTER	1	284	9	3%	294
PINES OF SARASOTA		291	3	1%	294
GANDY CROSSING CARE CENTER	1	280	13	4%	294
BROOKDALE PADDOCK HILLS	2	289	2	1%	293
OCEAN VIEW NURSING AND REHAB CENTER		279	14	5%	293
FIRST CHOICE PEDIATRICS		212	80	27%	292
NORTHWEST MEDICAL CENTER CLINICAL LABORATORY		175	117	40%	292
OSPREY LODGE		232	58	20%	290
ROSEWOOD HEALTH AND REHABILITATION CENTER		270	19	7%	289
SIGNATURE HEALTHCARE OF NORTH FLORIDA		287	2	1%	289
Bardmoor Oaks Healthcare and Rehabilitation Center		283	6	2%	289
PALM GARDEN OF GAINESVILLE	2	285	2	1%	289
AUBURN UNIVERSITY MEDICAL CLINIC		227	62	21%	289
ST LUCIE EMPLOYEE HEALTH & WELLNESS CENTER		285	4	1%	289
HEALTH PARK CARE CENTER		285	3	1%	288
BOND CLINIC PA PEDIATRICS DEPT		255	32	11%	287
KISSIMMEE FACILITY OPERATIONS LLC		266	20	7%	286
BIOCEPT		270	16	6%	286
LAKELAND REGIONAL HEALTH SYSTEMS INC		20	266	93%	286
ST JAMES HEALTH AND REHABILITATION CENTER		201	84	29%	285
VILLAGE DOCTORS FAMILY MEDICAL CENTER OF		228	57	20%	285
SERENADES IN THE VILLAGES		231	54	19%	285
AMEERAH LABS, LLC	2	218	65	23%	285
BIO-TECH CLINICAL LABORATORIES INC		247	38	13%	285
SPECIALTY HEALTH AND REHABILITATION CENTER		260	25	9%	285
CLINICAL ENTERPRISE, INC		266	18	6%	284

COVID-19: testing by laboratory

Data through Feb 2, 2021 verified as of Feb 3, 2021 at 09:25 AM

Data in this report are provisional and subject to change.

The numbers in the table below represent the number of Florida and non-Florida residents for whom test results were received by the Department of Health. A person can be tested by more than one laboratory and can have both positive and negative results. **Therefore, the sum of the numbers in each column will be larger than the total number of people tested.**

Reporting lab	Inconclusive	Negative	Positive	Percent positive	Total
ENCOMPASS HEALTH REHABILITATION HOSPITAL	8	264	12	4%	284
SPRINGTREE REHAB & HEALTH CARE CENTER		268	16	6%	284
ARGO SENIOR LIVING AT HAVERHILL		265	18	6%	283
COLOR GENOMICS, INC.	2	274	6	2%	282
AVANTE AT MT DORA		278	3	1%	281
AVANTE AT LEESBURG INC		280			280
AVENTURA REHAB AND NURSING CENTER		275	5	2%	280
FL HUD DESTIN, LLC D/B/A GRAND BOULEVARD HEALTH		246	34	12%	280
BRIDGEWATER PARK HEALTH AND REHAB		257	23	8%	280
RAINBOW PEDIATRIC CENTER PA		260	19	7%	279
PALMS REHABILITATION AND HEALTHCARE CENTER		245	34	12%	279
SUNLAND MARIANNA COX MEDICAL CENTER		237	40	14%	277
CONSULATE HEALTH CARE OF SAFETY HARBOR		271	6	2%	277
AURORA DIAGNOSTICS BERNHARDT LABORATORIES PATHOLOGY SERVICE		190	87	31%	277
PRUITT HEALTH-SANTA ROSA		275	2	1%	277
SAINTS 120 LLC	1	242	34	12%	277
THE SPRINGS AT BOCA CIEGA BAY		267	9	3%	276
LAKE EUSTIS HEALTH AND REHABILITATION CENTER		270	6	2%	276
ST JUDE CHILDREN'S RESEARCH HOSPITAL		260	15	5%	275
LUTHERAN HAVEN		267	8	3%	275
HOMESTEAD MANOR	2	233	40	15%	275
FG RAPID RESULTS	2	116	156	57%	274
WESTCHESTER GARDENS LIMITED PARTNERSHIP		269	5	2%	274
Glades West Rehabilitation and Nursing Center		266	8	3%	274
TAMARAC REHABILITATION & HEALTH CENTER		273	1	0%	274
QUALITOX LABORATORIES		105	167	61%	272
BRISTOL AT TAMPA, THE	3	261	8	3%	272
ASSOCIATESMD MEDICAL GROUP INC		224	47	17%	271
SILVER CREEK SENIOR LIVING COMMUNITY		266	5	2%	271
PIONEER CLINICAL LAB, LLC		179	92	34%	271
REGENTS PARK OF BOCA RATON		269	2	1%	271
SAMANTHA WILSON CARE CENTER	3	258	9	3%	270
The Care Center at Pinellas Park	1	260	8	3%	269
Premier Place at The Glenview		260	8	3%	268
HEATHER HILL HEALTHCARE CENTER		226	42	16%	268
PRO HEALTH		74	193	72%	267
LIFE CARE CENTER OF WINTER HAVEN		249	18	7%	267
ADVENT HEALTH CENTRA CARE - ORMOND BEACH		113	153	58%	266
Rehabilitation Center for Park Place LLC		256	10	4%	266
ADDINGTON PLACE AT WELLINGTON GREEN		263	3	1%	266
FLORIDA HEART & VASCULAR MULTISPECIALTY GROUP PA		180	85	32%	265
PERSONALIZED GENETIC TESTING	1	172	92	35%	265
ORLANDO VA MEDICAL CENTER			265	100%	265
EMERITUS AT NAPLES	2	262	1	0%	265
SUNSHINE URGENT CARE LLC		153	111	42%	264
ELMHURST HOSPITAL CENTER	1	247	16	6%	264
NATIONS BEST FAMILY HEALTH CARE		102	162	61%	264

COVID-19: testing by laboratory

Data through Feb 2, 2021 verified as of Feb 3, 2021 at 09:25 AM

Data in this report are provisional and subject to change.

The numbers in the table below represent the number of Florida and non-Florida residents for whom test results were received by the Department of Health. A person can be tested by more than one laboratory and can have both positive and negative results. **Therefore, the sum of the numbers in each column will be larger than the total number of people tested.**

Reporting lab	Inconclusive	Negative	Positive	Percent positive	Total
KENNEDY PAIN CLINIC GROUP LLC		237	27	10%	264
LONGWOOD FAMILY PRACTICE		203	60	23%	263
renaissance health and rehabilitation center		245	17	6%	262
DAVID SCOTT MADWAR MD PA□		236	26	10%	262
RULEME CENTER	2	236	24	9%	262
NAPLES CHILDREN'S URGENT CARE		217	44	17%	261
RIVERS FAMILY MEDICINE PA		190	71	27%	261
HCSO OCCUPATIONAL HEALTH AND WELLNESS CENTER		203	58	22%	261
JACKSON PLAZA NURSING & REHAB CENTER	5	249	6	2%	260
BEAR CREEK NURSING CENTER		256	4	2%	260
CLIFFORD CHESTER SIMS VA NURSING HOME		251	9	3%	260
ROSEN MEDICAL CENTER		223	36	14%	259
CONSULATE HEALTHCARE OF KISSIMMEE		247	12	5%	259
INTERNAL MEDICINE & PEDIATRICS OF TAMPA BAY PA		212	47	18%	259
REHABILITATION CENTER OF LAKE CITY, THE		231	28	11%	259
FLORIDA WOMAN CARE LABORATORY LLC		232	26	10%	258
ANCIENT CITY PEDIATRICS		243	14	5%	257
PROTEUS MOLECULAR AND CLINICAL LAB	1	148	107	42%	256
Solaris Healthcare Lake Bennet		223	32	13%	255
TALLAHASSEE NHHI LLC	1	226	27	11%	254
SERANADES BY SONATA WEST ORANGE		225	29	11%	254
TUSKAWILLA NURSING AND REHAB CENTER	2	245	7	3%	254
MANOR CARE OF NAPLES FL LLC		250	3	1%	253
PEDIATRIC HEALTH CARE ALLIANCE, PA		229	22	9%	251
Solaris Healthcare Coconut Creek		246	5	2%	251
DIGNITY HEALING, LLC		239	11	4%	250
BAYA POINTE NURSING AND REHABILITATION		167	83	33%	250
UNIVERSITY OF TAMPA STUDENT HEALTH AND SHC CLINICAL LABORATORY		104	146	58%	250
SHELL POINT VILLAGE MEDICAL CENTER		246	4	2%	250
LAKE PARK OF MADISON		243	7	3%	250
Solaris HealthCare Imperial		241	8	3%	249
BRENTWOOD RETIREMENT COMMUNITY	5	214	28	11%	247
FAMILY CARE PARTNERS OF NE FLORIDA LLC		180	66	27%	246
MARTIN MEMORIAL MEDICAL CENTER LAB		128	118	48%	246
BROWARD NURSING & REHABILITATION CTR	8	231	7	3%	246
CARRINGTON PLACE OF ST PETE LLC		242	4	2%	246
CHAUTAUQUA REHABILITATION AND NURSING CENTER		236	9	4%	245
ROSEWOOD HEALTHCARE & REHABILITATION CENTER		239	6	2%	245
MALABAR/ADVENT CENTRA CARE		48	196	80%	244
Heritage Healthcare at Tallahassee		239	5	2%	244
ADVENTHEALTH EXPRESS CARE AT WALGREENS 49TH STREET		201	43	18%	244
Fernandina Beach Rehabilitation and Nursing Center		242	2	1%	244
HARBOURWOOD	1	238	4	2%	243
ACCURATE DIAGNOSTIC LABS, INC		229	14	6%	243
HOLIDAY CVS LLC DBA CVS/PHARMACY #0440		235	7	3%	242
BUREAU OF CLINICAL LABORATORIES		202	40	17%	242
ARCHER HEALTH VENTURES, LLC		217	25	10%	242

COVID-19: testing by laboratory

Data through Feb 2, 2021 verified as of Feb 3, 2021 at 09:25 AM

Data in this report are provisional and subject to change.

The numbers in the table below represent the number of Florida and non-Florida residents for whom test results were received by the Department of Health. A person can be tested by more than one laboratory and can have both positive and negative results. **Therefore, the sum of the numbers in each column will be larger than the total number of people tested.**

Reporting lab	Inconclusive	Negative	Positive	Percent positive	Total
GOOD SAMARITAN CARES		236	5	2%	241
SILVERCREST HEALTH AND REHABILITATION CENTER	3	232	6	2%	241
BAPTIST PRIMARY CARE, INC		223	17	7%	240
URGENT CARE EXPRESS LLC		1	238	100%	239
PALM GARDEN OF AVENTURA		236	2	1%	238
CROSS POINTE CARE CENTER	2	235	1	0%	238
STEWARD SEBASTIAN RIVER MEDICAL CENTER		199	38	16%	237
Sunset Point Center		232	4	2%	236
PEDIATRIC ASSOCIATES OF OCALA PA		208	28	12%	236
ADVENTHEALTH MEDICAL GROUP PROMPT CAR	1	161	73	31%	235
Vi at Lakeside Village Skilled Nursing		230	5	2%	235
OAK HAMMOCK AT THE UNIVERSITY OF FLORIDA		229	6	3%	235
BAY TREE CARE AND REHABILITATION CENTER		197	38	16%	235
REGENTS PARK AT AVENTURA		221	14	6%	235
CHIPOLA HEALTH AND REHAB		218	17	7%	235
Parkview Rehabilitation Center at Winter Park		229	5	2%	234
MEMPHIS PATHOLOGY LABORATORY	4	212	17	7%	233
TIERRA PINES CENTER		222	11	5%	233
ST CATHERINE'S WEST REHABILITATION HOSPITAL		220	12	5%	232
AVECINA MOBILE		118	113	49%	231
COMMUNITY HEALTH AND REHABILITATION CENTER		178	53	23%	231
TERRACES OF LAKE WORTH CARE CENTER☐		219	12	5%	231
AMERICAN HOUSE SENIOR LIVING		185	45	20%	230
ManorCare Health Services-Palm Harbor	1	229			230
TGH		1	228	100%	229
FORT MYERS REHABILITATION AND NURSING CENTER		204	25	11%	229
AMERICAN MEDICAL RESPONSE		224	4	2%	228
SOUTHWEST ORLANDO FAMILY MEDICINE, PL		184	44	19%	228
PEDIATRICS BY THE SEA		221	7	3%	228
MANDARIN PEDIATRICS		209	18	8%	227
VETERANS AFFAIRS MEDICAL CENTER - MIAMI		1	226	100%	227
USA HEALTH UNIVERSITY HOSPITAL CLINICAL LABORATORY	1	221	5	2%	227
LYNN HAVEN SPORTS COMPLEX-WALKON CLINIC		21	206	91%	227
EXCEL PEDIATRICS		185	41	18%	226
W FRANK WELLS NURSING HOME		198	27	12%	225
PARKS HEALTHCARE & REHABILITATION CTR	4	211	10	4%	225
WESTWOOD HEALTHCARE SNF		187	38	17%	225
EDGEWATER AT WATERMAN VILLAGE,THE		210	15	7%	225
Lakewood Nursing Center		196	29	13%	225
MAGNOLIA FAMILY URGENT CARE		197	28	12%	225
ADVANCED AMBULATORY SURGERY CENTER		211	12	5%	223
BAPTIST PRIMARY CARE INC	1	199	23	10%	223
AVON PARK PEDIATRICS INC	3	200	20	9%	223
MIAMI JEWISH HEALTH SYSTEMS, INC	2	213	8	4%	223
LEHIGH VALLEY GENOMICS			223	100%	223
HOMESTEAD VILLAGE		214	9	4%	223
FLOMEDILAB		20	202	91%	222

COVID-19: testing by laboratory

Data through Feb 2, 2021 verified as of Feb 3, 2021 at 09:25 AM

Data in this report are provisional and subject to change.

The numbers in the table below represent the number of Florida and non-Florida residents for whom test results were received by the Department of Health. A person can be tested by more than one laboratory and can have both positive and negative results. **Therefore, the sum of the numbers in each column will be larger than the total number of people tested.**

Reporting lab	Inconclusive	Negative	Positive	Percent positive	Total
HOLLEY NAVARRE MEDICAL CLINIC		161	61	27%	222
RIVERWOOD HEALTH NH LLC		183	39	18%	222
ADVENT HEALTH CARE CENTER	2	209	11	5%	222
OCALA FAMILY MEDICAL CENTER INC	1	181	40	18%	222
VITAS HEALTHCARE CORPORATION		218	3	1%	221
ABBOTT LABORATORIES		142	79	36%	221
Avante at Inverness		221			221
LASER & SURGERY CENTER OF THE PALM BEACHES☐		219	1	0%	220
FLORIDA CLINICAL LABORATORY-BIOREFERENCE LABORATORIES		72	147	67%	219
Boynton Beach Rehabilitation Center	2	213	4	2%	219
ESTERO ISLAND MEDICAL CENTER		176	43	20%	219
Chatsworth at PGA National, LLC		210	9	4%	219
WOOD LAKE HEALTH AND REHABILITATION CENTER		219			219
FELLOWSHIP HOME AT THE FAIRWAY LLC		213	6	3%	219
AMBULATORY SURGERY CENTER OF BOCA RATON LTD		218	1	0%	219
Coastal Health and Rehabilitation Center		209	9	4%	218
HAVEN OF OUR LADY OF PEACE INC		210	8	4%	218
PAVILION FOR HEALTHCARE, THE		215	2	1%	217
LAKE PORT SQUARE		200	17	8%	217
THE MANOR AT CARPENTERS		185	32	15%	217
Avante at Orlando		212	4	2%	216
ST. CLOUD REGIONAL MEDICAL CENTER		199	17	8%	216
FRICKS PHARMACY		162	54	25%	216
Consulate Health Care of North Fort Myers		203	12	6%	215
BLOCK, NATION, CHASE, AND SMOLEN FAMILY MEDICINE		157	57	27%	214
GATEWAY/ADVENT CENTRA CARE	1	24	189	88%	214
PEDIATRICS IN BREVARD PA		188	25	12%	213
Lake Port Square Health Center		198	15	7%	213
JAMES A HALEY VETERANS HOSPITAL			212	100%	212
CONSULATE HEALTH CARE OF WINTER HAVEN		209	3	1%	212
ELMCROFT PINECREST	1	191	20	9%	212
SIGNATURE HEALTHCARE AT THE COURTYARD		165	47	22%	212
POCONO MEDICAL CENTER		212			212
ORANGE COUNTY HEALTH DEPT		201	11	5%	212
PCB CLINIC		167	45	21%	212
ONESTOP MEDICAL AND URGENT CARE LLC		175	37	17%	212
JACKSONVILLE KIDS PEDIATRICS, PLLC		182	29	14%	211
SUNRISE DIAGNOSTIC LABORATORY		158	53	25%	211
FLORIDA HEALTH CARE PLANS			210	100%	210
KINDRED HOSPITAL	7	198	5	2%	210
ASCENSION MEDICAL GROUP		4	205	98%	209
Taylor Care Center		204	5	2%	209
AZALEA TRACE		196	13	6%	209
THE PALACE NURSING AND REHABILITATION CENTER		209			209
Whispering Oaks	11	175	23	11%	209
Cross Gardens Care Center		207	1	0%	208
ADVENT HEALTH - ORLANDO		153	55	26%	208

COVID-19: testing by laboratory

Data through Feb 2, 2021 verified as of Feb 3, 2021 at 09:25 AM

Data in this report are provisional and subject to change.

The numbers in the table below represent the number of Florida and non-Florida residents for whom test results were received by the Department of Health. A person can be tested by more than one laboratory and can have both positive and negative results. **Therefore, the sum of the numbers in each column will be larger than the total number of people tested.**

Reporting lab	Inconclusive	Negative	Positive	Percent positive	Total
Life Care Center at Inverrary		205	3	1%	208
FHMG FLORIDA HOSPITAL MEDICAL GROUP		179	29	14%	208
ATLANTIC URGENT CARE		139	68	33%	207
DOCTORS MEMORIAL FAMILY MEDICINE	2	142	63	30%	207
UCC - WELLINGTON		1	205	100%	206
CYPRESS COVE		199	6	3%	205
CENTERSTONE OF FLORIDA☐		191	14	7%	205
OKEECHOBEE COUNTY HEALTH DEPT	1	133	71	35%	205
AMERICAN FINNISH NURSING HOME	1	199	5	2%	205
Solaris Senior Living North Naples ALF		196	9	4%	205
UNIVERSITY OF TAMPA INC, THE		204			204
CHIPOLA MEDICAL ASSOCIATES, LLC		142	62	30%	204
FULGENT GENETICS	2	163	39	19%	204
PORT SAINT LUCIE HOSPITAL		194	9	4%	203
HOLISTIX TREATMENT CENTERS		196	6	3%	202
WIREGRASS DIRECT PRIMARY CARE PLLC☐		170	32	16%	202
HEALTH FIRST - HOLMES REGIONAL MEDICAL CENTER		32	170	84%	202
POLK COUNTY HEALTH DEPARTMENT		178	24	12%	202
PATHGROUP LABS LLC		97	105	52%	202
24/7 PEDIATRIC CARE CENTERS INC		184	18	9%	202
Orchid Cove at Sarasota		201	1	0%	202
BROOKDALE ATRIM WAY		198	4	2%	202
VAMC WEST PALM LAB		5	196	98%	201
Governors Creek Health and Rehabilitation	1	198	2	1%	201
GLENRIDGE ON PALMER RANCH,THE		194	7	3%	201
SUPERIOR RESIDENCES OF PANAMA CITY BEACH		195	6	3%	201
CORAL REEF NURSING & REHABILITATION CENTER		199	2	1%	201
FLORIDA KEYS PEDIATRICS & ADOLESCENT CENTER		190	10	5%	200
WATSON THERAPEUTICS INC		190	10	5%	200
NORTH FLORIDA PEDIATRICS - MARIANNA		163	36	18%	199
TRENTON MEDICAL CENTER INC DBA PALMS MEDICAL GROUP	4	140	55	28%	199
FIRST CHOICE PRIMARY CARE		155	44	22%	199
NORTH FLORIDA PEDIATRICS PA - DUVAL		174	25	13%	199
LIFE CARE CENTER OF PORT ST. LUCIE		190	9	5%	199
SOLARIS SENIOR LIVING VERO BEACH		192	7	4%	199
ADVENT HEALTH - CARROLLWOOD	4	169	25	13%	198
LAUREL POINT CARE ACQUISITION LLC DBA SANDGATE GARDENS REHAB AND NURSI		171	27	14%	198
Life Care Center of Punta Gorda	1	186	11	6%	198
WASHINGTON REHAB AND NURSING		189	9	5%	198
DEPARTMENT OF HEALTH & HUMAN SERVICES		198			198
FORT PIERCE HEALTH CARE		192	5	3%	197
LAKESIDE NEUROLOGIC		188	9	5%	197
MACTOWN, INC		194	2	1%	196
San Jose Health & Rehabilitation		191	5	3%	196
TAVARES PEDIATRICS		166	30	15%	196
BOND CLINIC, PA		137	58	30%	195
Crossbreeze care center		193	2	1%	195

COVID-19: testing by laboratory

Data through Feb 2, 2021 verified as of Feb 3, 2021 at 09:25 AM

Data in this report are provisional and subject to change.

The numbers in the table below represent the number of Florida and non-Florida residents for whom test results were received by the Department of Health. A person can be tested by more than one laboratory and can have both positive and negative results. **Therefore, the sum of the numbers in each column will be larger than the total number of people tested.**

Reporting lab	Inconclusive	Negative	Positive	Percent positive	Total
NSPIRE HEALTHCARE LAUDERHILL		188	6	3%	194
ABBIEJEAN RUSSELL CARE CENTER		194			194
BAYVIEW CENTER		188	5	3%	193
Consulate Healthcare of West Palm Beach		177	16	8%	193
HERITAGE HEALTHCARE AND REHABILITATION CENTER		188	5	3%	193
Bayside Health and Rehabilitation		164	29	15%	193
PALM BEACH PEDIATRICS PA	2	174	17	9%	193
TRINITY REGIONAL REHAB CENTER		177	15	8%	192
Nspire Health Care Kendall		182	10	5%	192
ARCPPOINT LABS OF ST PETERSBURG		118	74	39%	192
WHITE WILSON MEDICAL IMMEDIATE CARE NICEVILLE		1	191	99%	192
HEALTH LINK DIAGNOSTIC LABORATORIES		182	9	5%	191
ADVENTHEALTH EXPRESS CARE AT		142	49	26%	191
NEO GENOMICS - FORT MYERS	1	183	6	3%	190
ADVENT HEALTH CENTRA CARE - DAYTONA BEACH		94	96	51%	190
SARAPATH DIAGNOSTICS		93	97	51%	190
SARNO EXTENDED HOURS		124	66	35%	190
CYPRESS POINT LIVING, LLC		175	14	7%	189
OCEAN REEF MEDICAL CENTER		150	38	20%	188
CONSULATE HEALTH CARE OF MELBOURNE		185	3	2%	188
CONEY ISLAND HOSPITAL		181	7	4%	188
WOMEN'S CARE FLORIDA LABORATORY		183	5	3%	188
ST MARK VILLAGE		182	5	3%	187
DISCOVERY VILLAGE AT MELBOURNE		166	21	11%	187
PLANTATION NURSING & REHAB CENTER		186			186
ADVENT		172	13	7%	185
FINLAY CLINICAL LABORATORY INC		36	149	81%	185
BOCA RATON REHABILITATION CENTER	4	178	3	2%	185
LAKE VIEW CARE CENTER AT DELRAY		179	6	3%	185
INN AT ASTON GARDENS, THE		178	7	4%	185
ANTHEM LAKES LLC		151	34	18%	185
ST. JAMES BAY HEALTH AND REHABILITATION CENTER		183	1	1%	184
STATMED QUICK QUALITY CLINIC AT NORTH PINELLAS		65	119	65%	184
WATERMARK LAKE POINTE WOODS LLC		166	18	10%	184
ADVENT HEALTH CENTRA CARE - WESLEY CHAPEL		13	170	93%	183
NIGHT LITE PEDIATRICS WINTER GARDEN		144	38	21%	182
BARTON HEALTH ALLIANCE		148	34	19%	182
TARPON POINT NURSING AND REHABILITATION CENTER		178	3	2%	181
ST PETERSBURG PEDIATRICS-PARK BLVD		161	20	11%	181
FAMILY EXPRESS URGENT CARE			181	100%	181
ARBOR FACILITY INC		181			181
NADAL PEDIATRICS - VICTORIA STREET (3385)		153	28	15%	181
Life Care Center of Sarasota		169	12	7%	181
THE RESIDENCE AT TIMBER PINES	4	153	24	13%	181
BORLAND GROOVER CLINIC	1	148	32	18%	181
DE LUNA HEALTH AND REHABILITATION CENTER		159	21	12%	180
FLORIDA HEALTH CARE PLAN INC		2	177	99%	179

COVID-19: testing by laboratory

Data through Feb 2, 2021 verified as of Feb 3, 2021 at 09:25 AM

Data in this report are provisional and subject to change.

The numbers in the table below represent the number of Florida and non-Florida residents for whom test results were received by the Department of Health. A person can be tested by more than one laboratory and can have both positive and negative results. **Therefore, the sum of the numbers in each column will be larger than the total number of people tested.**

Reporting lab	Inconclusive	Negative	Positive	Percent positive	Total
VETERANS AFFAIRS ORLANDO VA MEDICAL CENTER			179	100%	179
WALGREENS 10670		159	19	11%	178
PADDOCK RIDGE		175	3	2%	178
BAPTIST HEALTH PRIMARY CARE	1	134	43	24%	178
Surrey Place Healthcare and Rehabilitation		176	2	1%	178
Heritage Park Rehabilitation & Healthcare		159	18	10%	177
ADVENT HEALTH CENTRA CARE - CARROLLWOOD		5	172	97%	177
KR at Hillsborough Lakes/Lutz Healthcare		172	5	3%	177
Heartland Healthcare of Ft. Myers	1	175			176
Emory L Bennett State Veterans Nursing Home		173	3	2%	176
MEDICAL CONSULTANTS OF FLORIDA LLC	1	142	33	19%	176
GEORGIA DEPARTMENT OF PUBLIC HEALTH	1	5	169	97%	175
OAKBROOK HEALTH AND REHABILITATION CENTER	1	160	14	8%	175
Consulate Health Care of St. Petersburg		174			174
The Inn at Sarasota Bay Club		172	2	1%	174
Cross Terrace REhabitation		173	1	1%	174
ORLANDO HEALTH EMERGENCY DEPARTMENT		163	11	6%	174
ASTON GARDENS AT PELICAN MARSH		169	5	3%	174
ST PETERSBURG PEDIATRICS-SEMINOLE BLVD		142	31	18%	173
HUNT CLUB PEDIATRIC ASSOCIATES, P.A.		144	29	17%	173
EVENT MED SERVICES LABORATORY		170	3	2%	173
VILLAGES REGIONAL HOSPITAL SURGERY CENTER LLC, THE		137	36	21%	173
CANTERFIELD OF CLAY COUNTY		135	37	22%	172
Concordia Village of Tampa AL		168	4	2%	172
NO FLORIDA PEDIATRICS, PA		148	24	14%	172
CORAL GABLES NURSING & REHABILITATION CENTER		162	9	5%	171
WALGREENS 3173		157	14	8%	171
COLONY CLUB ALF,THE		157	13	8%	170
The Waterford		168	2	1%	170
HOSPITAL FOR SPECIAL SURGERY		166	3	2%	169
HOSPICE OF LAKE & SUMTER INC		168	1	1%	169
ALL SEASONS NAPLES LLC□		164	5	3%	169
GOOD SAMARITAN SOCIETY OF DELAND		159	10	6%	169
PANAMA CITY DEVELOPMENTAL CENTER□		168			168
ALLSOUTH URGENT CARE		6	162	96%	168
LA MER NH LLC□		164	4	2%	168
EDGEWOOD NURSING CENTER		160	7	4%	167
LCS SANDHILL COVE LLC DBA	6	154	7	4%	167
PATRIOT MEDICAL LABORATORIES		161	6	4%	167
CANTERFIELD OF OCALA, LLC		156	11	7%	167
URGENT CARE OF THE PALM BEACHES, NORTH PALM BEACH			167	100%	167
ADVENT HEALTH CENTRA CARE - TEMPLE TERRACE	1	103	62	37%	166
ARTHREX MEDICAL CENTER	1	67	98	59%	166
LAB CORP	1	94	71	43%	166
PRIMECARE OF DOTHAN		114	51	31%	165
ADVENT HEALTH - LAKE NONA		140	25	15%	165
MATHISON RETIREMENT COMMUNITY, INC	1	155	8	5%	164

COVID-19: testing by laboratory

Data through Feb 2, 2021 verified as of Feb 3, 2021 at 09:25 AM

Data in this report are provisional and subject to change.

The numbers in the table below represent the number of Florida and non-Florida residents for whom test results were received by the Department of Health. A person can be tested by more than one laboratory and can have both positive and negative results. **Therefore, the sum of the numbers in each column will be larger than the total number of people tested.**

Reporting lab	Inconclusive	Negative	Positive	Percent positive	Total
YOUR FAMILY WALK-IN CLINIC		13	151	92%	164
DOCTORS MEMORIAL HOSPITAL		44	120	73%	164
DISCOVERY VILLAGE AT NAPLES		147	17	10%	164
ROSECASTLE OF CITRUS		135	29	18%	164
AMA MEDICAL GROUP LLC		137	27	16%	164
TRI COUNTY NURSING HOME		162	1	1%	163
BENDERSON FAMILY SKILLED NURSING AND □		146	17	10%	163
TUSCAN GARDENS OF VENETIA MANAGEMENT COMPANY		150	13	8%	163
OSPREY VILLAGE AT AMELIA ISLAND LTD		155	8	5%	163
MEDIPATH LLC		2	161	99%	163
PALM HARBOR FAMILY PRACTICE & WALK-IN		117	46	28%	163
AMELIA MEDICAL CARE		20	143	88%	163
BRADENTON HEALTH CARE		163			163
LAKEVIEW INTERNAL MEDICINE		110	52	32%	162
US MEDICAL CARE, INC		145	17	10%	162
PLANT CITY PEDIATRICS		136	26	16%	162
VIERA MANOR ASSISTED LIVING RESIDENCE		155	7	4%	162
SOMERBY LAKE NONA		154	7	4%	161
PONTE VEDRA GARDENS		160	1	1%	161
KEYSTONE REHAB		160			160
VI AT BENTLEY VILLAGE HOME CARE		160			160
GREENBRIAR REHABILITATION AND NURSING CENTER	1	159			160
TUSCAN GARDENS OF PALM COAST		157	3	2%	160
FIRST CHOICE PEDIATRICS SEMORAN		80	80	50%	160
GLADES HEALTH CARE CENTER		157	3	2%	160
Sunnyside Nursing Home		156	3	2%	159
ADVENT HEALTH CENTRA CARE - APOPKA NORTH		130	29	18%	159
SANDY PINES	2	139	18	11%	159
ARCADIA HEALTH AND REHABILITATION CENTER		100	59	37%	159
WUESTHOFF REF LABORATORY			158	100%	158
EXOSOME DIAGNOSTICS	1	139	17	11%	157
CAYUGA MEDICAL CENTER AT ITHACA		152	5	3%	157
BARKLEY PLACE	1	151	4	3%	156
BEACON AT GULF BREEZE, THE	2	147	7	4%	156
TIMBERRIDGE NURSING HOME & REHAB		123	33	21%	156
Englewood Healthcare and Rehab		141	15	10%	156
MEADOWCREST FAMILY PHYSICIANS		97	59	38%	156
PRUITT HEALTH		153	2	1%	155
JACKSONVILLE NURSING AND REHAB CENTER		149	6	4%	155
ST ANTHONYS REHABILITATION HOSPITAL	9	144	2	1%	155
WOODBIDGE FACILITY INC		151	4	3%	155
UNIVERSITY OF MIAMI		30	125	81%	155
EDWARD J HEALEY REHAB & NURSING CENTER		155			155
COCOA BEACH/ADVENT CENTRA		41	114	74%	155
CENTRAL FLORIDA HEALTHCARE GROUP LLC		134	21	14%	155
DIAMOND RIDGE		147	7	5%	154
CITRUS HEALTH AND REHAB		128	26	17%	154

COVID-19: testing by laboratory

Data through Feb 2, 2021 verified as of Feb 3, 2021 at 09:25 AM

Data in this report are provisional and subject to change.

The numbers in the table below represent the number of Florida and non-Florida residents for whom test results were received by the Department of Health. A person can be tested by more than one laboratory and can have both positive and negative results. **Therefore, the sum of the numbers in each column will be larger than the total number of people tested.**

Reporting lab	Inconclusive	Negative	Positive	Percent positive	Total
PALMETTTO FACILITY INC	1	153			154
ARDEN COURTS OF LARGO FL, LLC		141	13	8%	154
CSL PLASMA		29	124	81%	153
FAWCETT MEMORIAL HOSPITAL-LAB		39	113	74%	152
PRECISION GENETICS, INC		147	4	3%	151
LEESBURG PEDIATRICS		140	11	7%	151
MIRACLE HILL NURSING & REHABILITATION CENTER INC		146	5	3%	151
GENE BY GENE		61	90	60%	151
LABORATORY OF FLORIDA		97	53	35%	150
GUEST HOUSE OCALA, THE		147	3	2%	150
BRIGHTON EGGERT PHARMACY INC		145	5	3%	150
MID FLORIDA PATHOLOGY LLC MOBILE UNIT #4		102	48	32%	150
PRECISION HEALTH RESOURCES, LLC	1	133	15	10%	149
ZON BEACHSIDE LLC		122	27	18%	149
Chatham Glen Healthcare and Rehabilitation Center		143	6	4%	149
BAY VUE NURSING AND REHABILITATION CENTER		139	10	7%	149
ROSECASTLE OF ZEPHRHILLS		147	2	1%	149
SUWANNEE VALLEY NURSING CENTER		137	11	7%	148
GRACE PEDIATRICS		122	25	17%	147
NATURE COAST MEDICAL GROUP		60	87	59%	147
NEW YORK CITY DEPARTMENT OF HEALTH & MENTAL		118	29	20%	147
SOUTH BALDWIN REGIONAL MEDICAL CENTER		138	9	6%	147
ADVANCED MEDICAL GROUP		1	146	99%	147
GOLD CHOICE SENIOR COMMUNITIES		107	40	27%	147
REFUAH HEALTH CENTER LABORATORY		140	7	5%	147
DOCTORS MEMORIAL FAMILY PRACTICE	2	111	33	23%	146
SEAGRASS VILLAGE FLEMING ISLAND		110	35	24%	145
ANGELS DIAGNOSTIC GROUP		116	29	20%	145
REGENCY CARE OF BLOUNTSTOWN LLC		135	10	7%	145
BROOKDALE OF SPRING HILL	9	135	1	1%	145
NORTH FLORIDA INTERNAL MEDICINE PA		112	33	23%	145
MORSELIFE MEMORY CARE RESIDENCE		138	7	5%	145
NCRNC INC		140	4	3%	144
MOBILE INFIRMARY MED CENTER PATH LAB		128	15	10%	143
PALM BEACH COUNTY HEALTH DEPT LAB	4	133	6	4%	143
JEFFERY WEINZWEIG		2	141	99%	143
Quail Run Health Care Center		143			143
LUIS A GHIGLINO MD PA		137	5	4%	142
ADVENTHEALTH CENTRA CARE PONCIANA	1	81	60	42%	142
PORT ST LUCIE REHABILITATION AND HEALTHCARE		98	43	30%	141
NOVARI CARE LLC		97	44	31%	141
UNITED CLINICAL LABORATORIES		132	9	6%	141
WRIGHTS HEALTH CARE AND REHABILITATION CENTER		111	30	21%	141
VENICE REGIONAL BAYFRONT HEALTH (PULMONARY)		126	15	11%	141
MACCLENNY NURSING AND REHAB		124	16	11%	140
Gulf Coast Healthcare (Longwood Health and Rehab		118	21	15%	139
PENSACOLA PEDIATRICS, PA		123	16	12%	139

COVID-19: testing by laboratory

Data through Feb 2, 2021 verified as of Feb 3, 2021 at 09:25 AM

Data in this report are provisional and subject to change.

The numbers in the table below represent the number of Florida and non-Florida residents for whom test results were received by the Department of Health. A person can be tested by more than one laboratory and can have both positive and negative results. **Therefore, the sum of the numbers in each column will be larger than the total number of people tested.**

Reporting lab	Inconclusive	Negative	Positive	Percent positive	Total
OAKS OF KISSIMMEE HEALTH AND REHABILITATION CENTER		136	3	2%	139
QUICK CARE MED LLC	1	120	17	12%	138
The Crossroads		137	1	1%	138
AMERICAN PATHOLOGY PARTNERS		136	2	1%	138
SUNNY HILLS ALF OF SEBRING INC		127	11	8%	138
POINTE, THE		115	23	17%	138
CHILDREN MED CARE INC		119	19	14%	138
THE ARLINGTON OF NAPLES INC.		134	3	2%	137
FAMILY EXTENDED CARE OF CENTRAL TAMPA		120	17	12%	137
ADVENT HEALTH CENTRA CARE - CITRUS PARK		9	128	93%	137
MANOR AT BLUEWATER BAY		131	6	4%	137
PPC-LAB EDI ORCHARD BI		129	8	6%	137
MILLENNIUM LAB SERVICES			137	100%	137
DAIRY ROAD URGENT CARE		70	67	49%	137
BAY COUNTY SHERIFFS OFFICE JAIL FACILITY		121	15	11%	136
ADVENT HEALTH CENTRA CARE - ORANGE CITY	1	53	82	60%	136
ADVENT HEALTH CENTRA CARE - DELAND		28	108	79%	136
MEDICAL CENTER AT OCEAN REEF,THE		128	8	6%	136
PROVIDENCE HOSPITAL LABORATORY		127	8	6%	135
FHMG-FLORIDA HOSPITAL MEDICAL GROUP		113	22	16%	135
BAY EDUCATORS WELLNESS CENTER		82	53	39%	135
GRAVITY DIAGNOSTICS, LLC		36	99	73%	135
ARDEN COURTS OF SEMINOLE		113	22	16%	135
BROOKDALE ORANGE PARK		134	1	1%	135
DAYSPRING VILLAGE		113	22	16%	135
SPRINGS AT LAKE POINTE WOODS		133	2	1%	135
IRL MARKET LAB ALACHUA		104	31	23%	135
LONGWOOD HEALTH AND REHABILITATION CENTER		125	10	7%	135
ADVANCED MEDICAL CENTER		86	48	36%	134
COASTAL INTERNAL MEDICINE		100	34	25%	134
LAKEVIEW TERRACE RETIREMENT COMMUNITY		117	17	13%	134
WORKPLACE SCREENING INTELLIGENCE			133	100%	133
LabCorp L#09258090 M#09258105		73	60	45%	133
AFTER HOURS PEDIATRICS INC	1	1	131	98%	133
FORT WALTON REHABILITATION CENTER		96	37	28%	133
ARDEN COURTS OF TAMPA□		132	1	1%	133
GRAVITY DIAGNOSTICS		45	87	66%	132
PINNACLES PEDS CARE PA		132			132
THE REHABILITATION CENTER OF LAKE CITY		127	5	4%	132
FARAH MEDICAL		122	10	8%	132
THE WELLNESS CENTER AT LAKEWOOD RANCH		43	88	67%	131
STERLING HOUSE OF DELAND		130	1	1%	131
WIMAUMA COMMUNITY HEALTH CENTER		102	29	22%	131
INTEGRATED REGIONAL LABORATORIES		119	12	9%	131
DOCTOR'S IN HOUSE LABORATORY		18	113	86%	131
WEDGEWOOD HEALTHCARE CENTER		91	40	31%	131
PEDIATRICS OF GREATER ORLANDO		114	16	12%	130

COVID-19: testing by laboratory

Data through Feb 2, 2021 verified as of Feb 3, 2021 at 09:25 AM

Data in this report are provisional and subject to change.

The numbers in the table below represent the number of Florida and non-Florida residents for whom test results were received by the Department of Health. A person can be tested by more than one laboratory and can have both positive and negative results. **Therefore, the sum of the numbers in each column will be larger than the total number of people tested.**

Reporting lab	Inconclusive	Negative	Positive	Percent positive	Total
CENTRACARE		17	113	87%	130
BMHSI-AEL MICROBIOLOGY LABORATORY	2	102	25	19%	129
POMPANO REHABILITATION AND NURSING CTR		128			128
WALGREENS 6221		114	14	11%	128
TRI-COUNTY NURSING HOME		117	11	9%	128
PHYSICIANS REGIONAL MEDICAL CENTER - PINE RIDGE		19	109	85%	128
SAMIR EBEID MD		115	13	10%	128
CORE BIO LABS		76	51	40%	127
VILLAGE PLACE NH LLC		103	24	19%	127
Shoal Creek Rehabilitation Center		85	42	33%	127
GESSLER CLINIC PA		98	29	23%	127
NEMOURS CHILDREN'S URGENT CARE		80	46	37%	126
PALMS MEDICAL GROUP HIGH SPRINGS		103	23	18%	126
HILLSBOROUGH COUNTY DEVELOPMENTAL CTR	1	117	8	6%	126
REGENCY PARK		108	18	14%	126
ALL FLORIDA FAMILY AND SPORTS MEDICINE		111	15	12%	126
CHARTER SENIOR LIVING OF PANAMA CITY BEACH		105	21	17%	126
CARENOW URGENT CARE - LAKE MARY			125	100%	125
CLARE BRIDGE OF SARASOTA		124	1	1%	125
FOUNTAIN INN NURSING & REHABILITATION CTR, INC		119	6	5%	125
HEARTLAND PEDIATRICS OF LAKE PLACID PA		109	16	13%	125
ARBOR GLEN AT ARBOR TRACE	2	113	9	7%	124
LIFE CARE CENTER OF ALTAMONTE SPRINGS		102	22	18%	124
MV MEDICAL PRACTICE DBA PRIMARY URGENT CARE		117	7	6%	124
SOUTH CAMPUS FACILITY INC		119	5	4%	124
THE CLUB AND REHABILITATION CENTER		123	1	1%	124
ST PETERSBURG PEDIATRICS-EAST BAY	1	99	24	19%	124
CROSSWINDS HEALTH AND REHABILITATION CENTER		124			124
HOLISTIC PEDIATRICS GROUP LLC		107	17	14%	124
GULF COAST MEDICAL CENTER		120	3	2%	123
QUEENS HOSPITAL CENTER		116	7	6%	123
QUOTIENT SCIENCES		77	46	37%	123
MANOR CARE OF PALM HARBOR		122	1	1%	123
PALM BEACH COUNTY FIREFIGHTERS HEALTH CLINIC, LLC		96	27	22%	123
ALTAMONTE MD			123	100%	123
ISLAND HEALTH AND REHABILITATION CENTER		122	1	1%	123
ADVENTHEALTH HOSPICE CARE CENTRAL FLORIDA		123			123
TUSCAN ISLE CHAMPIONSGATE OP CO LLC		120	2	2%	122
Hampton Court Nursing and Rehabilitation Center		121	1	1%	122
STEWART MEDICAL GROUP		34	88	72%	122
ADVENT HEALTH CENTRA CARE - BRANDON		31	91	75%	122
WESLEY HAVEN VILLA	1	113	8	7%	122
SUNCOAST URGENT CARE		88	34	28%	122
COQUINA CENTER		119	3	2%	122
HUNT CLUB PEDIATRIC ASSOCIATES PA		68	54	44%	122
SONATA COCONUT CREEK	2	98	22	18%	122
KINDRED HOSPITAL THE PALM BEACHES		116	5	4%	121

COVID-19: testing by laboratory

Data through Feb 2, 2021 verified as of Feb 3, 2021 at 09:25 AM

Data in this report are provisional and subject to change.

The numbers in the table below represent the number of Florida and non-Florida residents for whom test results were received by the Department of Health. A person can be tested by more than one laboratory and can have both positive and negative results. **Therefore, the sum of the numbers in each column will be larger than the total number of people tested.**

Reporting lab	Inconclusive	Negative	Positive	Percent positive	Total
PARKVIEW HEALTH		121			121
RITECARE MEDICAL CENTER		73	48	40%	121
PROVISTA DIAGNOSTICS, INC		117	3	3%	120
MEYER PEDIATRICS		107	13	11%	120
SOUTHLAND SUITES OF ORMOND BEACH	4	116			120
DOLPHIN POINTE HEALTH CARE LLC		102	18	15%	120
URGENT CARE TCMA			120	100%	120
STERLING HOUSE OF PUNTA GORDA		119	1	1%	120
FOUNTAINS OF HOPE LLC, THE		119	1	1%	120
Lakeside Nursing and Rehabilitation Center	1	94	25	21%	120
FLORIDA ATLANTIC UNIVERSITY STUDENT HEALTH		94	25	21%	119
SURREY PLACE CARE CENTER		113	6	5%	119
VIPEDIATRICS PLLC		110	9	8%	119
MATHISON RETIREMENT COMMUNITY		114	5	4%	119
BOSTON RED SOX CLUB LP		117	2	2%	119
PALMS FACILITY INC		104	15	13%	119
RDX BIOSCIENCE		60	58	49%	118
FLORIDA DEPARTMENT OF HEALTH IN LAKE COUNTY	1	76	41	35%	118
COASTAL HEALTH AND REHAB		110	8	7%	118
FLAGLER COUNTY DETENTION CENTER		115	3	3%	118
SONATA DELRAY BEACH		109	8	7%	117
WILLOW BROOKE COURT AT AZALEA TRACE		117			117
DESOTO PALMS ALF		112	5	4%	117
Avante at Melbourne		116	1	1%	117
NEIGHBORHOOD MEDICAL CENTER		112	5	4%	117
HAWKINS FAMILY MEDICINE LLC		74	43	37%	117
WHITE-WILSON MEDICAL CENTER - FORT WALTON BEACH		112	5	4%	117
BELVEDERE COMMONS OF FORT WALTON BEACH		107	9	8%	116
CRANE CENTER		88	28	24%	116
SUNY UPSTATE MEDICAL UNIVERSITY		110	6	5%	116
LEE COUNTY SCHOOL DISTRICT	1	108	7	6%	116
DB MD		103	12	10%	115
RDV SPORTSPLEX PEDIATRICS		95	20	17%	115
CARENOW LAKE MARY			115	100%	115
MINUTECLINIC DIAGNOSTIC OF RHODE ISLAND, LLC #729		111	4	3%	115
SUNFLOWER SPRINGS ASSISTED LIVING		105	10	9%	115
Signature healthcare of Jacksonville		109	5	4%	114
CLINICA HISPANA		1	113	99%	114
VILLAGE PEDIATRICS LLC		91	23	20%	114
MILLER BIOCONNECT		95	19	17%	114
RESTORE HEALTH URGENT CARE		50	64	56%	114
SUMMERFIELD EMERGENCY ROOM		88	26	23%	114
CABANA AT JENSEN DUNES, THE		110	3	3%	113
TIFFANY HALL NURSING AND REHAB CENTER		104	9	8%	113
220 GOLDEN, LLC	1	97	15	13%	113
FLORIDA DEPARTMENT OF HEALTH IN TAYLOR COUNTY	1	75	37	33%	113
PHYSICIAN PARTNERS PERRY		52	60	54%	112

COVID-19: testing by laboratory

Data through Feb 2, 2021 verified as of Feb 3, 2021 at 09:25 AM

Data in this report are provisional and subject to change.

The numbers in the table below represent the number of Florida and non-Florida residents for whom test results were received by the Department of Health. A person can be tested by more than one laboratory and can have both positive and negative results. **Therefore, the sum of the numbers in each column will be larger than the total number of people tested.**

Reporting lab	Inconclusive	Negative	Positive	Percent positive	Total
ALLIED HEALTH FORT PIERCE		112			112
RESEARCH CENTERS OF AMERICA, LLC		91	21	19%	112
SEASIDE HEALTH AND REHABILITATION CENTER		55	57	51%	112
TREASURE COAST MEDICAL ASSOCIATES		4	108	96%	112
HARBORCHASE OF VERO BEACH		98	14	13%	112
WINDERMERE MEDICAL CENTER		108	4	4%	112
NORTH FL SOUTH GA HCS-MALCOM RANDALL VAMC			112	100%	112
BROOKDALE COLONIAL PARK	2	109	1	1%	112
WILLOWBROOKE COURT AT ST ANDREWS ESTATES		107	5	4%	112
DIAGNOSTIC LABORATORY OF OKLAHOMA		88	23	21%	111
TGH URGENT CARE - SEMINOLE			111	100%	111
CHEEK AND SCOTT DRUGS INC		89	22	20%	111
HOSPICE OF ST FRANCIS INC□		107	4	4%	111
CLEARWATER STATMED QUICK QUALITY CLINICS		37	74	67%	111
ARDEN COURTS OF FORT MYERS		109	2	2%	111
HIALEAH SHORES NURSING AND REHAB CENTER		103	8	7%	111
AMERICAN HOUSE-BONITA SPRINGS□		110	1	1%	111
ARCPOINT LABS OF SARASOTA MANATEE		38	72	65%	110
FINNISH AMERICAN REST HOME-ALF		108	2	2%	110
FLORIDA HEALTH CARE PLANS INC		1	109	99%	110
ELAN BUENA VISTA		95	15	14%	110
LAKE HOUSE ASSISTED LIVING		93	17	15%	110
BROWARD HEALTH CORAL SPRINGS EPIDEMIOLOGY DEPT		1	109	99%	110
VILLA MARIA WEST SKILLED NURSING FACILITY		103	7	6%	110
PROMPT CARE OF CENTRAL FLORIDA			109	100%	109
LAKELAND REGIONAL HEALTH PABLO		90	19	17%	109
ISLAND URGENT CARE PLLC DBA AFC URGENT CARE		108	1	1%	109
FAWCETT MEMORIAL HOSPITAL LABORATORY			109	100%	109
PHYSICIANS REGIONAL CLINIC		82	27	25%	109
SEA PINES REHABILITATION HOSPITAL		108	1	1%	109
EVANS HEALTH CARE		106	2	2%	108
MG PORT CHARLOTTE II SUBTENANT LLC		97	11	10%	108
BAY VIEW HEALTHCARE		85	23	21%	108
IQBAL A FARUQUI MD□		84	24	22%	108
HOBDAIRI FAMILY HEALTH LLC□		75	33	31%	108
ARDEN COURTS OF DELRAY BEACH FL LLC	3	104	1	1%	108
DEPARTMENT OF HEALTH BUREAU OF FAMILY		106	1	1%	107
MONTEFIORE MEDICAL CENTER LABORATORIES - MOSES		98	9	8%	107
NO FLORIDA PEDIATRICS, PA - BRADFORD		90	17	16%	107
CITRUS MEMORIAL HOSPITAL			107	100%	107
GRAND OAKS HEALTH & REHABILITATION		106	1	1%	107
KINDRED HOSPITAL-BAY AREA-ST PETERSBURG LAB	1	100	6	6%	107
WEST COAST FAMILY MEDICAL CARE		80	26	25%	106
MINUTECLINIC LLC #4987		92	14	13%	106
HEART OF FLORIDA REGIONAL MED CTR		35	71	67%	106
MIAMI VA HEALTHCARE SYSTEM			105	100%	105
SMILEY MEDICAL GROUP		77	28	27%	105

COVID-19: testing by laboratory

Data through Feb 2, 2021 verified as of Feb 3, 2021 at 09:25 AM

Data in this report are provisional and subject to change.

The numbers in the table below represent the number of Florida and non-Florida residents for whom test results were received by the Department of Health. A person can be tested by more than one laboratory and can have both positive and negative results. **Therefore, the sum of the numbers in each column will be larger than the total number of people tested.**

Reporting lab	Inconclusive	Negative	Positive	Percent positive	Total
PANAMA PHARMACY	3	85	17	16%	105
MEDICAL CONSULTANTS OF FLORIDA DBA	1	90	14	13%	105
ADVENT HEALTH - DELTONA ER		72	33	31%	105
UNIVERSITY MEDICAL CENTER SUITES		91	13	13%	104
EAST NEW YORK DIAGNOSTIC AND TREATMENT		99	5	5%	104
CHERRY OAK PALM BEACH COUNTY		98	6	6%	104
NADAL PEDIATRICS		86	18	17%	104
VISTA MANOR		92	12	12%	104
GRANDE, THE	2	98	4	4%	104
PREDICTIVE LABORATORIES, INC	1	90	12	12%	103
VITAS HEALTHCARE CORPORATION OF FLORIDA		101	2	2%	103
ADVENTHEALTH MEDICAL GROUP FAMILY MEDICINE AT		81	22	21%	103
WELL HEALTH WORKS	1	85	17	17%	103
NAVY HOSPITAL			103	100%	103
MD 365 MEDICAL CARE		102	1	1%	103
BROOKDALE LAKE TAVARES		101	2	2%	103
NORTH FLORIDA EVALUATION AND TREATMENT CENTER	2	95	5	5%	102
CCS - PAUL REIN DETENTION FACILITY		75	27	26%	102
PEDIATRIC SPECIALISTS MEDICAL GROUP	1	92	9	9%	102
MAINSTREAM DIAGNOSTIC LABORATORY LLC		89	13	13%	102
Courtyards of Orlando Care Center		96	6	6%	102
FAMILY MEDICAL CARE OF PALM BEACH		41	60	59%	101
HIGHLANDS URGENT CARE			101	100%	101
SUMMIT MEDICAL GROUP		92	9	9%	101
THREE OAKS PHARMACY INC		94	6	6%	100
THE COURTYARD ASSISTED LIVING		96	4	4%	100
Consulate Health Care of Port Charlotte		98	2	2%	100
BROOKDALE DESTIN		89	11	11%	100
LODGE HEALTH AND REHABILITATION CENTER, THE		69	31	31%	100
SEAVIEW NURSING AND REHABILITATION CENTER		98	1	1%	99
CENTRAL FLORIDA HEALTH CARE		47	52	53%	99
WESTWOOD NURSING & REHAB		67	32	32%	99
UNIVERSITY HEALTH SYSTEM INC		89	10	10%	99
WALTON PLACE		98			98
SEMINOLE COUNTY HEALTH DEPARTMENT		79	19	19%	98
MIDWAY PRIMARY CARE, LLC		79	19	19%	98
WHITE WILSON MEDICAL CENTER IMMEDIATE CARE		9	89	91%	98
TRADITION MEDICAL CENTER LABORATORY		48	50	51%	98
MY HEALTHY BLUEPRINT BY BAPTIST HEALTH CARE		78	20	20%	98
CHARLES CROFT MD	1	96	1	1%	98
SOUTH BALDWIN MEDICAL CENTER GULF SHORES		77	21	21%	98
PINELLAS CARE CENTER		71	27	28%	98
PLAZA OF HALLANDALE BEACH		98			98
FLORIDA COMMUNITY HEALTH CENTERS INC			98	100%	98
URINEGOODHANDS LLC		96	2	2%	98
CLARE BRIDGE ORMOND BEACH	1	96			97
North Lake Care Center		96	1	1%	97

COVID-19: testing by laboratory

Data through Feb 2, 2021 verified as of Feb 3, 2021 at 09:25 AM

Data in this report are provisional and subject to change.

The numbers in the table below represent the number of Florida and non-Florida residents for whom test results were received by the Department of Health. A person can be tested by more than one laboratory and can have both positive and negative results. **Therefore, the sum of the numbers in each column will be larger than the total number of people tested.**

Reporting lab	Inconclusive	Negative	Positive	Percent positive	Total
WHITE PLAINS HOSPITAL CENTER LAB		93	4	4%	97
WELLOW URGENT CARE PC		97			97
HEALTH CENTERS AT BRENTWOOD		96	1	1%	97
WINDSOR OF LAKEWOOD RANCH,THE		97			97
GLOBAL CENTRAL LABS AT PPD	2	87	8	8%	97
BAYSHORE MEMORY CARE		96			96
TGH URGENT CARE - TYRONE		2	94	98%	96
WESTCHESTER MEDICAL CENTER		93	3	3%	96
LATE HOURS URGENT CARE		58	38	40%	96
PEDIATRIC ASSOCIATES ORLANDO		82	14	15%	96
MED COMP SCIENCES		1	95	99%	96
LANDMARK, THE		48	48	50%	96
MAGNOLIA MEDICAL CLINIC		10	85	89%	95
SOLARIS SENIOR LIVING OF MERRITT ISLAND		92	3	3%	95
CROSS CITY REHABILITATION AND HEALTH CARE CENTER		72	23	24%	95
ARBOR TRAIL		77	18	19%	95
MEDICATION ROOMS-CSU/CI NURSE STATION	1	87	7	7%	95
SIGNATURE HEALTHCARE OF PORT CHARLOTTE		88	7	7%	95
THE TERRACE OF KISSIMMEE		80	15	16%	95
JPR URGENT MEDICAL CARE		95			95
DEVANSH LAB WERKS INC		79	16	17%	95
JACKSONVILLE UNIVERSITY		86	8	9%	94
DIAGNOSTIC SOLUTIONS		3	91	97%	94
BROOKDALE FORT MYERS THE COLONY		90	4	4%	94
AYERS HEALTH & REHABILITATION CENTER		90	4	4%	94
PICH KTM CORP DBA MEDITOWN PHARMACY		79	15	16%	94
ST MARK ASSISTED LIVING CENTER	1	82	11	12%	94
CONSULATE HEALTH CARE OF SARASOTA	1	92			93
MARKET STREET VIERA		92	1	1%	93
SEMINOLE SPORTS AND FAMILY MEDICINE		83	10	11%	93
ADVENTHEALTH MEDICAL GROUP PRIMARY CARE		89	4	4%	93
MY CLINICAL LAB INC		17	76	82%	93
BIODESIX, INC.		69	24	26%	93
MACADAMS HOME HEALTH AGENCY		92	1	1%	93
HURLBURT FIELD CLINIC		39	53	58%	92
SANDY RIDGE CENTER FOR REHABILITATION AND HEALING		71	21	23%	92
PINELLAS COUNTY JAIL			92	100%	92
VIERA HOSPITAL			92	100%	92
CLEVELAND CLINIC FOUNDATION		12	80	87%	92
RIDGEWOOD DIAGNOSTIC LABORATORY		87	4	4%	91
SONNIS PEDIATRICS PA		80	11	12%	91
ORLANDO LUTHERAN TOWERS ASSISTED LIVING		91			91
CLARE BRIDGE OF CAPE CORAL	1	90			91
ISLAND DOCTORS		10	81	89%	91
Mt Sinai Aventura			91	100%	91
CITRUS MEMORIAL HEALTH SYSTEM LAB		2	89	98%	91
KORGENE LAB	1	23	67	74%	91

COVID-19: testing by laboratory

Data through Feb 2, 2021 verified as of Feb 3, 2021 at 09:25 AM

Data in this report are provisional and subject to change.

The numbers in the table below represent the number of Florida and non-Florida residents for whom test results were received by the Department of Health. A person can be tested by more than one laboratory and can have both positive and negative results. **Therefore, the sum of the numbers in each column will be larger than the total number of people tested.**

Reporting lab	Inconclusive	Negative	Positive	Percent positive	Total
HERON CLUB AT PRESTANCIA		89	2	2%	91
Cross Landings Health and Rehabilitation		89	1	1%	90
DOS OF NORTH SHORES NURSING & REHAB CENTER		90			90
KEYS MEDICAL GROUP			90	100%	90
KALEIDA HEALTH CENTER FOR LABORATORY		84	6	7%	90
ADVENT HEALTH CENTRA CARE - WATERMAN		78	12	13%	90
BROOKDALE CAPE CORAL		90			90
AMERICAN FAMILY MEDICAL LLC		58	32	36%	90
HARBORCHASE OF NAPLES		76	13	15%	89
PEDIATRIC CARE CENTER		89			89
NAVARRE GARDENS LLC		64	24	27%	88
QPS, LLC		86	2	2%	88
CAREMOUNT MEDICAL - PATHOLOGY		85	3	3%	88
VILLAS OF HOLLY BROOK - BRADENTON 14TH		88			88
KINDRED HOSPITAL MELBOURNE	1	85	2	2%	88
GOVERNOR'S CREEK HEALTH & REHABILITATION		87	1	1%	88
FREEDOM INN AT TARPON SPRINGS		81	7	8%	88
IMA MEDICAL GROUP		46	42	48%	88
MAGNOLIA DIAGNOSTIC		2	86	98%	88
AVERO DIAGNOSTICS		64	24	27%	88
BRANDON HEALTH AND REHABILITATION CENTER	1	85	1	1%	87
QUICK CARE MED PL CR		80	7	8%	87
JOHN KNOX VILLAGE OF FLORIDA ALF	1	83	3	3%	87
EMBRY RIDDLE AERONAUTICAL UNIVERSITY HEALTH SERVICES			87	100%	87
ADVENT HEALTH - PALM HARBOR ER		64	23	26%	87
PACIFIC ANALYTICS			87	100%	87
PRIME HEALTH OF NORTH PORT LLC		79	8	9%	87
LAKE GIBSON VILLAGE, LLC		84	3	3%	87
LIFE BRITE		72	15	17%	87
ROHR HOME		83	3	3%	86
DISCOVERY VILLAGE AT THE FORUM		86			86
NAPHCARE, INC AT MANATEE COUNTY JAIL		61	25	29%	86
MIAMI BEACH COMMUNITY HEALTH CENTER		1	85	99%	86
HOSPICE OF THE EMERALD COAST INC - PANAMA CITY	2	79	5	6%	86
FIRSTCARE CLINIC		39	47	55%	86
CRYSTAL RIVER HEALTH & REHAB		86			86
MIAMI SHORES NURSING & REHAB		85			85
FLAGLER COLLEGE HEALTH SERVICES		59	26	31%	85
LECONTE MEDICAL CENTER LAB		67	18	21%	85
NORTH FLORIDA SPINE AND WELLNESS		66	19	22%	85
PEDIATRICS IN BREVARD PA- ROCKLEDGE		54	31	36%	85
CITY OF PORT SAINT LUCIE		78	7	8%	85
NSPIRE HEALTHCARE TAMARAC		80	5	6%	85
W. FRANK WELLS NURSING HOME		84	1	1%	85
STUART LODGE LIVING LLC		61	23	27%	84
ELMCROFT OF BELLA VITA		76	8	10%	84
CLYDE E LASSEN STATE VETERANS NURSING HOME		59	25	30%	84

COVID-19: testing by laboratory

Data through Feb 2, 2021 verified as of Feb 3, 2021 at 09:25 AM

Data in this report are provisional and subject to change.

The numbers in the table below represent the number of Florida and non-Florida residents for whom test results were received by the Department of Health. A person can be tested by more than one laboratory and can have both positive and negative results. **Therefore, the sum of the numbers in each column will be larger than the total number of people tested.**

Reporting lab	Inconclusive	Negative	Positive	Percent positive	Total
MARTIN ACQUISITION 1 LLC DBA		71	13	15%	84
HOSPICE OF THE TREASURE COAST		81	3	4%	84
PINES OF SARASOTA GARDEN		84			84
SOUTH GEORGIA MEDICAL CENTER		48	36	43%	84
PSL NAPLES BH OPERATIONS, LLC		84			84
NITE LITE PEDIATRICS – JACKSONVILLE		76	8	10%	84
J FRANK AVEY MD		65	18	22%	83
LABCORP EMPLOYER SERVICES		82	1	1%	83
LAFAYETTE NURSING AND REHABILITATION CENTER		81	2	2%	83
SUMMIT MEDICAL GROUP PA		75	8	10%	83
PENNSYLVANIA DEPT OF HEALTH		20	63	76%	83
THE PAVILION FOR HEALTH CARE		72	10	12%	82
LAB		29	53	65%	82
The Grove Health and Rehabilitation		60	22	27%	82
East Bay Rehabilitation Center		48	34	41%	82
Lexington Health and Rehabilitation Center		82			82
JUNO DERMATOLOGY LLC		74	8	10%	82
KINDRED HOSPITAL - SOUTH FLORIDA		82			82
RIVERSIDE RECOVERY OF TAMPA		81	1	1%	82
KINDRED HOSPITAL NORTH FLORIDA	3	73	5	6%	81
CANOPY ON BERRYHILL, THE		50	31	38%	81
LABCORP RTP		32	49	60%	81
The Ponce Therapy Care Center		77	4	5%	81
BIO-TECH CLINICAL LABORATORIES		41	40	49%	81
ALTERNATIVE LIVING, INC DBA TWIN CITIES PAVILION		79	2	2%	81
SENIOR LIVING VII TAMPA LLC□	1	70	9	11%	80
PALMS EDGE	1	73	6	8%	80
SEVEN HILLS HEALTH AND REHABILITATION CENTER		64	16	20%	80
SUNSHINE GARDENS		79	1	1%	80
ATRIUM AT LIBERTY PARK□		76	4	5%	80
MEMORY CARE OF NAPLES		80			80
Crystal Health & Rehab Center		77	3	4%	80
LAKE REGIONAL URGENT CARE		4	76	95%	80
ADVANCED EMURGENT CARE		27	52	66%	79
Peninsula Care and Rehab		67	12	15%	79
BENTON HOUSE AT OAKLEAF		51	28	35%	79
VETERANS AFFAIRS MEDICAL CENTER - PALO ALTO		28	51	65%	79
SONATA WEST		77	2	3%	79
GRAND OAKS OF JENSEN BEACH LLC□		79			79
CATHOLIC HEALTH SYSTEM DEPT LABORATORY		77	2	3%	79
BALMORAL TENANT SERVICES INC	1	43	35	44%	79
EDGEWATER AT WATERMAN VILLAGE		78	1	1%	79
HEALTHPOINT MED GRP OF THE EMERALD COAST LLC		57	22	28%	79
CBS LABS OF TAMPA LLC		3	76	96%	79
LABFIRST - DEPARTMENT OF PATHOLOGY		76	3	4%	79
D PEDIATRICS		73	5	6%	78
STONY BROOK UNIVERSITY MEDICAL CENTER		65	13	17%	78

COVID-19: testing by laboratory

Data through Feb 2, 2021 verified as of Feb 3, 2021 at 09:25 AM

Data in this report are provisional and subject to change.

The numbers in the table below represent the number of Florida and non-Florida residents for whom test results were received by the Department of Health. A person can be tested by more than one laboratory and can have both positive and negative results. **Therefore, the sum of the numbers in each column will be larger than the total number of people tested.**

Reporting lab	Inconclusive	Negative	Positive	Percent positive	Total
HIGHLANDS MEDICAL CENTER		75	3	4%	78
MCW MENTAL HEALTH LLC		76	2	3%	78
WALGREENS #12673		76	2	3%	78
LAKE MORTON PLAZA□		75	3	4%	78
HUNTSVILLE HOSPITAL LABORATORY		53	25	32%	78
WINDSOR OAKS		77	1	1%	78
PANCARE HEALTH GULF COUNTY		54	24	31%	78
ERIE COUNTY MEDICAL CTR CLINICAL LABS		74	4	5%	78
MICRO PATH LABORATORIES INC		76	2	3%	78
Madison Health and Rehabilitation Center		42	35	45%	77
MINUTECLINIC DIAGNOSTIC OF SOUTH CAROLINA, LLC		64	13	17%	77
EC OPCO CARROLLWOOD LLC		71	6	8%	77
ORANGE CITY NURSING AND REHAB		75	2	3%	77
RITE MEDICAL CARE PC		76	1	1%	77
CARE CENTERS OF NASSAU		74	3	4%	77
PLYMOUTH HOME FOR ADULTS, INC.	8	68	1	1%	77
TRUE NORTH HEALTH NAVIGATION LLC DBA DISPATCHHEALTH	1	60	16	21%	77
Centre Pointe Health and Rehabilitation Center		67	10	13%	77
HAWTHORN HOUSE□		64	12	16%	76
OPPENHEIMER PLASTIC SURGERY LLC		71	5	7%	76
WHITE WILSON MEDICAL CENTER PA - NAVARRE		3	73	96%	76
WINDSOR REFLECTIONS		75	1	1%	76
DELAND WELLNESS CENTER			76	100%	76
NORTH PORT REHABILITATION AND NURSING CENTER□		75	1	1%	76
DOUGLAS T JACOBSON STATE VETERANS HOME		76			76
NEW SMYRNA BEACH URGENT CARE			76	100%	76
CLINICAL PATHOLOGY ASSOCIATES-SONIC REFERENCE LAB		76			76
DYNAMIC MEDICAL USA			76	100%	76
AVANTE AT OCALA INC		55	21	28%	76
MOBILE PHYSICIAN SERVICES INC		67	8	11%	75
BOND CLINIC PA		43	32	43%	75
S-H THIRTY-FIVE OPCO- PORT ST LUCIE, LLC	1	74			75
JUPITER MEDICAL CENTER URGENT CARE - STUART		49	26	35%	75
PROMEDICA LABORATORIES		21	54	72%	75
QUALITY URGENT CARE AND WELLNESS PL	1	44	30	40%	75
ADVENTHEALTH EXPRESSCARE		45	30	40%	75
The Crossings		74			74
A PLUS PEDIATRICS		62	12	16%	74
ALL MY KIDS PEDIATRICS INC		54	20	27%	74
HEALTH FIRST - PALM BAY HOSPITAL		2	72	97%	74
GEORGE SAFRAN MD PC		69	5	7%	74
NOAH CLINICAL LABORATORY		63	11	15%	74
MD 365 MEDICAL CARE PLLC		74			74
PARK OF THE PALMS INC		74			74
BROOKDALE OVIEDO		71	2	3%	73
MINNESOTA TWINS		69	4	5%	73
CONSULATE HEALTH CARE - LAKE MARY		72	1	1%	73

COVID-19: testing by laboratory

Data through Feb 2, 2021 verified as of Feb 3, 2021 at 09:25 AM

Data in this report are provisional and subject to change.

The numbers in the table below represent the number of Florida and non-Florida residents for whom test results were received by the Department of Health. A person can be tested by more than one laboratory and can have both positive and negative results. **Therefore, the sum of the numbers in each column will be larger than the total number of people tested.**

Reporting lab	Inconclusive	Negative	Positive	Percent positive	Total
A2Z DIAGNOSTICS		72	1	1%	73
CENTURY CENTER FOR REHABILITATION & HEALING		55	18	25%	73
SCOTT LAKE HEALTH AND REHABILITATION CENTER		71	2	3%	73
EAST ALABAMA MEDICAL CENTER LABORATORY		60	12	17%	72
AZALEA TRACE PHYSICIAN SERVICES		72			72
HUNTINGTON HOSPITAL LABORATORY		69	3	4%	72
BROWARD HEALTH MEDICAL CENTER CLINICAL LAB			72	100%	72
HAVEN OF OUR LADY OF PEACE		72			72
JEFFERSON COUNTY HEALTH DEPARTMENT-MONTICELLO		47	25	35%	72
BROWARD HEALTH MEDICAL CENTER		3	69	96%	72
ESCAMBIA COUNTY JAIL		49	23	32%	72
A COUNTRY PLACE ASSISTED LIVING FACILITY		71	1	1%	72
CENTRAL BALDWIN IMMEDIATE CARE & FAMILY PRACTICE		56	16	22%	72
FLORIDA PEDIATRIC GROUP		27	44	62%	71
ADVANCED LAB		67	4	6%	71
PENSACOLA DEVELOPMENTAL CENTER		52	19	27%	71
BAHIA OAKS LODGE		69	2	3%	71
STERLING HOUSE OF TALLAHASSEE	3	62	6	8%	71
AMMON LABS		61	10	14%	71
WALGREENS 9627		65	6	8%	71
HOSPICE OF MARTIN & ST LUCIE, INC		68	3	4%	71
WILLISTON PEDIATRICS PA		51	20	28%	71
EXPERTUS LABORATORIES INC		24	47	66%	71
TUSCAN ISLE OPERATING COMPANY LLC DBA		68	3	4%	71
BEACHES PEDIATRICS PA		65	5	7%	70
ASHRAF MEDICAL GROUP PLLC DBA PULSE MD		68	2	3%	70
ST VINCENT'S BIRMINGHAM		65	5	7%	70
CRAIG BERGER MD PL D/B/A BAY AREA EYE INSTITUTE		70			70
MEMORIAL MANOR		70			70
ADVENT HEALTH - LAKE MARY		60	10	14%	70
SUMMIT AT VENICE	2	63	5	7%	70
Highlands Regional Hospital		63	7	10%	70
SUNCOAST COMMUNITY HEALTH CENTERS PEDIATRICS		21	49	70%	70
SEMINOLE TRIBE OF FLORIDA		53	16	23%	69
PARKSIDE INN	3	64	2	3%	69
LAB PLUS, LLC AT SAINT THOMAS WEST HOSPITAL		55	14	20%	69
CP/AIG PENSACOLA DEVELOPMENT LLC		66	3	4%	69
HERITAGE HEALTHCARE AND REHABILITATION CENTER		69			69
USF HEALTH MORSANI CENTER		5	64	93%	69
JACKSON COUNTY HEALTH DEPARTMENT		34	35	51%	69
WATERCREST ST LUCIE WEST	1	65	3	4%	69
CHAMBREL AT ISLAND LAKE		66	3	4%	69
SIMED LABORATORY		57	12	17%	69
MILLENNIUM PHYSICIAN GROUP LLC		57	12	17%	69
BAPTIST MEDICAL CENTER SOUTH		53	15	22%	68
AEL- MEMPHIS		17	51	75%	68
SUNCOAST OPTIMAL WELLNESS		23	45	66%	68

COVID-19: testing by laboratory

Data through Feb 2, 2021 verified as of Feb 3, 2021 at 09:25 AM

Data in this report are provisional and subject to change.

The numbers in the table below represent the number of Florida and non-Florida residents for whom test results were received by the Department of Health. A person can be tested by more than one laboratory and can have both positive and negative results. **Therefore, the sum of the numbers in each column will be larger than the total number of people tested.**

Reporting lab	Inconclusive	Negative	Positive	Percent positive	Total
DAYSPRING SENIOR LIVING LLC		66	2	3%	68
PLANTATION GENERAL HOSPITAL CLINICAL LAB		26	42	62%	68
Avante at St Cloud, Inc.		66	2	3%	68
STAR CARE		62	6	9%	68
ARBOR TERRACE SAN JOSE LLC	3	64	1	1%	68
SAN JOSE SENIOR CARE LLC	1	43	24	35%	68
SACRED HEART HEALTH SYSTEM INC		45	23	34%	68
OAKHURST CENTER		65	3	4%	68
CLERMONT URGENT CARE			67	100%	67
DIATHERIX LABORATORIES		33	34	51%	67
ST PETERSBURG PEDIATRICS-SEMINOLE		57	10	15%	67
VIERA DEL MAR HEALTH AND REHABILITATION CENTER		63	4	6%	67
MD LABS		40	27	40%	67
RARITAN BAY PERTH AMBOY		61	6	9%	67
PATHWAY PHARMACY		45	22	33%	67
GENPATH			67	100%	67
APLS SERVICES LLC D/B/A CLEAR DIAGNOSTICS	9	58			67
BROOKDALE JENSEN BEACH		65	2	3%	67
LAKE HOWELL FAMILY MEDICINE ASSOCIATES		56	11	16%	67
ROSECASTLE AT DELANEY CREEK		66	1	1%	67
ACE BIOMEDICAL LABS LLC		55	11	17%	66
MEASE MANOR INC		62	4	6%	66
MEDEX MEDICAL EXPRESS OF PALATKA			66	100%	66
ASSOCIATED CLINICAL LABORATORIES		59	7	11%	66
CL BRUMBACK PRIMARY CARE CLINICS		16	49	75%	65
ELLENTON PEDIATRICS PA		57	8	12%	65
ALTAMONTE PEDIATRIC ASSOCIATES		31	34	52%	65
OAK MANOR NURSING HOME		62	3	5%	65
SUMMER VISTA ASSISTED LIVING		38	27	42%	65
MANORCARE AT LELY PALMS		60	5	8%	65
OKEECHOBEE URGENT CARE		17	48	74%	65
CATHOLIC HEALTH SERVICES REGIONAL LAB		58	7	11%	65
INDIGO MANOR		22	43	66%	65
PUBLIC SQUARE PHARMACY LLC		50	15	23%	65
STONY BROOK SOUTHAMPTON		64	1	2%	65
EISENHOWER ARMY MEDICAL CENTER		61	4	6%	65
GV NAPLES OPCO, LLC		64	1	2%	65
NXGEN MDX		20	44	69%	64
NEMOURS CHILDRENS PRIMARY CARE OVIEDO		51	13	20%	64
VETERANS AFFAIRS MEDICAL CENTER - GULF COAST		27	37	58%	64
COOPER FAMILY MEDICAL PLLC		47	17	27%	64
OUT OF STATE		40	24	38%	64
JUPITER MEDICAL CENTER URGENT CENTER		45	19	30%	64
PANIRA HEALTHCARE CLINIC		2	62	97%	64
LORI MCAULIFFE MD PA		49	15	23%	64
MED EXPRESS		6	58	91%	64
JERICOHO URGENT CARE		61	3	5%	64

COVID-19: testing by laboratory

Data through Feb 2, 2021 verified as of Feb 3, 2021 at 09:25 AM

Data in this report are provisional and subject to change.

The numbers in the table below represent the number of Florida and non-Florida residents for whom test results were received by the Department of Health. A person can be tested by more than one laboratory and can have both positive and negative results. **Therefore, the sum of the numbers in each column will be larger than the total number of people tested.**

Reporting lab	Inconclusive	Negative	Positive	Percent positive	Total
PORT CHARLOTTE REHABILITATION CENTER		54	10	16%	64
JOSEPH L MORSE GERIATRIC CENTER	2	59	3	5%	64
GREENLEAF ALF		63	1	2%	64
BROOKDALE PENSACOLA		62	1	2%	63
AMERICAN HOUSE COCONUT POINT		56	7	11%	63
VENICE REGIONAL MEDICAL CENTER BAYFRONT HEALTH		14	49	78%	63
VIERA HEALTH AND REHABILITATION CENTER		62	1	2%	63
MISIR DRUGS LLC		51	12	19%	63
VITAS HEALTHCARE		58	5	8%	63
APC PEDIATRICS AT RYE ROAD MEDICAL PARK		63			63
EXACT SCIENCES LABORATORIES, LLC		15	48	76%	63
WADSWORTH HEALTH CENTER		60	3	5%	63
ATMORE COMMUNITY HOSPITAL LABORATORY		44	19	30%	63
F&T MEDICAL RESEARCH, INC		63			63
MEDI CLINIC SARASOTA INC		62	1	2%	63
NORTH SHORE MEDICAL LABS	1	57	5	8%	63
SANIBEL INTERNAL MEDICINE, LLC		60	3	5%	63
BOND CLINIC DR ELDEEB		35	27	44%	62
ISLAND COAST PEDIATRICS		56	6	10%	62
FLORIDA MEDICAL CLINIC LLC		42	20	32%	62
BIG BOCA SMILES LLC☐		60	2	3%	62
ARBOR TERRACE ORTEGA LLC	1	61			62
BAY PINES MEDICAL ASSOCIATES		1	61	98%	62
OVERLOOK HOSPITAL LABORATORY		57	5	8%	62
ST VINCENT'S AMBULATORY CARE INC DBA	2	49	10	16%	61
SAMFORD UNIVERSITY HEALTH SERVICES		60	1	2%	61
ANCHOR CARE AND REHABILITATION CENTER		60	1	2%	61
PANCARE HEALTH - MALONE CLINIC		56	5	8%	61
EMERALD COAST HOSPICE		60	1	2%	61
AMERICAN FAMILY MEDICAL		48	13	21%	61
ADVENT HEALTH CENTRA CARE - WINTER GARDEN		16	45	74%	61
FHMG LAKE MARY PEDS		49	12	20%	61
LENOX HILL HOSPITAL		55	6	10%	61
WASHINGTON REHABILITATION AND NURSING CENTER		51	10	16%	61
Winter Park Care and Rehab		60	1	2%	61
Stratford Court of Palm Harbor		51	10	16%	61
MINUTECLINIC DIAGNOSTIC OF TEXAS, LLC		53	7	12%	60
LAKELAND REGIONAL HEALTH		36	24	40%	60
SOMERBY OF SANTA ROSA BEACH		51	9	15%	60
MED ONE AT SAINT AUGUSTINE		33	27	45%	60
TWIN CREEKS ASSISTED LIVING & MEMORY CARE		57	3	5%	60
INTERNAL LAB		50	9	15%	59
GIBBENS FAMILY MEDICAL, LLC		46	13	22%	59
BIOTECH		52	7	12%	59
MENTAL HEALTH CARE INC		50	9	15%	59
NORTH SHORE UNIVERSITY HOSPITAL LABORATORY		53	6	10%	59
PRIMECARE AT TWIN LAKES		1	58	98%	59

COVID-19: testing by laboratory

Data through Feb 2, 2021 verified as of Feb 3, 2021 at 09:25 AM

Data in this report are provisional and subject to change.

The numbers in the table below represent the number of Florida and non-Florida residents for whom test results were received by the Department of Health. A person can be tested by more than one laboratory and can have both positive and negative results. **Therefore, the sum of the numbers in each column will be larger than the total number of people tested.**

Reporting lab	Inconclusive	Negative	Positive	Percent positive	Total
RITECARE MED CTR H			59	100%	59
FERN PARK DEVELOPMENTAL CENTER		5	54	92%	59
MILLENIUM PHYSICIANS GROUP		1	58	98%	59
CRESTVIEW URGENT CARE			59	100%	59
ARBOR OAKS AT TYRONE	6	52			58
Margate Health and Rehabilitation Center		56	2	3%	58
NORTH FLORIDA PEDIATRICS		48	10	17%	58
WILSON MEMORIAL REGIONAL MEDICAL CENTER		54	4	7%	58
STERLING HOUSE OF WINTER HAVEN		55	3	5%	58
THE CANOPY AT BERRYHILL		58			58
BIOREFERENCE LABORATORIES		6	52	90%	58
Golfview Healthcare Center		58			58
EMERALD COAST BEHAVIORAL HOSPITAL		53	4	7%	57
MEASE COUNTRYSIDE HOSPITAL			57	100%	57
ALZHEIMERS CARE CENTER OF VIERA LTD		37	20	35%	57
ASCENSION SACRED HEART BAY LABORATORY		54	3	5%	57
HEARTLAND HEALTHCARE AND REHAB CENTER		35	22	39%	57
MINUTECLINIC DIAGNOSTIC OF OHIO LLC		43	14	25%	57
QUALITY URGENT CARE AND WELLNESS		31	26	46%	57
MALCOM RANDALL DEPT OF VAMC			57	100%	57
LUTHERAN HAVEN ASSISTED LIVING		57			57
CORAL GABLES HOSPITAL			57	100%	57
PALM BAY URGENT CARE		28	29	51%	57
KAPG FLEMING ISLAND SENIOR HOUSING OPCO LLC	1	56			57
EAGLES WATCH CLUSTER		47	9	16%	56
MINUTECLINIC DIAGNOSTIC		52	4	7%	56
TUKA PEDIATRICS		7	49	88%	56
TIFFANY HALL NURSING AND REHAB		44	12	21%	56
PARTICLE THEORY LABS		51	5	9%	56
HORIZON ALF		55	1	2%	56
WALGREENS 2941		54	2	4%	56
LAKELAND REGIONAL HEALTH LAKE MIRIAM		24	32	57%	56
BAPTIST HEALTH SOUTH FLORIDA - WEST BOCA URGENT CARE		34	22	39%	56
PHYSICIANS PRIMARY CARE OF SOUTHWEST FLORIDA		39	17	30%	56
WALGREENS 4915		49	6	11%	55
BURRY'S PHARMACY INC		33	22	40%	55
PREMIER MEDICAL ASSOCIATES ALL FLORIDA LLC		54	1	2%	55
TBI RESIDENTIAL SERVICES, INC.		44	11	20%	55
ST FRANCIS HOSPITAL		47	8	15%	55
HERNANDO COUNTY FIRE RESCUE DISTRICT		25	30	55%	55
PROFESSIONAL URGENT CARE SERVICES		28	27	49%	55
KENDALL REGIONAL MEDICAL CENTER LAB	3		52	95%	55
TURNING POINT OF TAMPA		49	6	11%	55
STEINHATCHEE FAMILY MEDICAL CENTER	1	48	6	11%	55
SONATA HUNTERS CREEK		47	8	15%	55
ADVENT HEALTH - PALM COAST		1	54	98%	55
ST. CLOUD MEDICAL GROUP		54			54

COVID-19: testing by laboratory

Data through Feb 2, 2021 verified as of Feb 3, 2021 at 09:25 AM

Data in this report are provisional and subject to change.

The numbers in the table below represent the number of Florida and non-Florida residents for whom test results were received by the Department of Health. A person can be tested by more than one laboratory and can have both positive and negative results. **Therefore, the sum of the numbers in each column will be larger than the total number of people tested.**

Reporting lab	Inconclusive	Negative	Positive	Percent positive	Total
CLERMONT HEALTH AND REHAB		40	14	26%	54
CERTUS MTD OPCP LLC		52	2	4%	54
JUNIPER VILLAGE AT NAPLES		53	1	2%	54
KINDRED AT HOME		45	9	17%	54
LAKE CITY VA MEDICAL CENTER			54	100%	54
CINNAMON COVE ALF		53	1	2%	54
PEDIATRIC SERVICES OF AMERICA INC		53	1	2%	54
UNITED LABORATORY SERVICES CORPORATION		38	16	30%	54
SARASOTA CO. HEALTH DEPT # 58		40	14	26%	54
BioReference Laboratories, Inc		6	47	89%	53
BAYCARE HEALTH SYSTEMS		2	51	96%	53
AU HEALTH		40	13	25%	53
PALM BAY PEDIATRICS		36	17	32%	53
MEDRITE URGENT CARE		42	11	21%	53
THE PRESERVE AT CLEARWATER		51	2	4%	53
life Care Center of Melbourne		37	16	30%	53
JACOBI MEDICAL CENTER		50	3	6%	53
BAY REGIONAL URGENT CARE	1	33	19	36%	53
MINUTECLINIC DIAGNOSTIC OF NORTH CAROL		44	9	17%	53
NORTH BEACH REHABILITATION CENTER		52	1	2%	53
CALADIUM PEDIATRICS		49	4	8%	53
Osprey Point Nursing Center		51	2	4%	53
Summit Medical Group, Pa DbA Citymd		49	4	8%	53
FLORIDA MEDICAL CLINIC PA		46	7	13%	53
SONATA BOCA RATON		48	4	8%	52
CHILDREN'S HOSPITAL OF ALABAMA		51	1	2%	52
HEARTLAND PHARMACY LAKE PLACID, INC		41	11	21%	52
ADVENT HEALTH		49	3	6%	52
CARDIOLOGY AND MEDICINE ASSOCIATES		39	13	25%	52
INTERNAL MEDICINE SPECIALIST		46	6	12%	52
NITE LITE PEDIATRICS - PORT ST. LUCIE		43	9	17%	52
AFTER HOURS PEDIATRICS			52	100%	52
GENESIS DERMATOLOGY		48	4	8%	52
SNH BRFL TENANT LLC	2	50			52
FLORIDA HEALTH CARE		7	45	87%	52
AEGIS MEDICAL GROUP		43	9	17%	52
VPA PC LAB		48	4	8%	52
FINLAY CLINICAL LABORATORY		20	31	61%	51
MEDLOGIC LABORATORIES		3	48	94%	51
AVANTE ST CLOUD		48	3	6%	51
GULFVIEW MEDICAL INSTITUTE		51			51
WEST VOLUSIA FAMILY AND SPORTS MEDICINE		50	1	2%	51
APOLLOMDX LABS		29	22	43%	51
BARRY UNIVERSITY STUDENT HEALTH SERVICES		37	14	27%	51
GOOD HEARTS COVID TESTING		8	43	84%	51
TRINITY AL SENIOR HOUSING LLC		45	6	12%	51
ALEXANDER NININGER STATE VETERANS		51			51

COVID-19: testing by laboratory

Data through Feb 2, 2021 verified as of Feb 3, 2021 at 09:25 AM

Data in this report are provisional and subject to change.

The numbers in the table below represent the number of Florida and non-Florida residents for whom test results were received by the Department of Health. A person can be tested by more than one laboratory and can have both positive and negative results. **Therefore, the sum of the numbers in each column will be larger than the total number of people tested.**

Reporting lab	Inconclusive	Negative	Positive	Percent positive	Total
GATEWAY CARE CENTER		50	1	2%	51
BROOKDALE CENTRE POINTE	1	50			51
HARMONY CLINIC		1	50	98%	51
ST PETERSBURG PEDIATRICS-MLK JUNIOR BLVD		46	5	10%	51
CORNERSTONE MEDICAL CARE OF BRANDON PL		46	5	10%	51
BOND AND STEELE CLINIC, PA		42	9	18%	51
HAZELDEN FLORIDA		49	2	4%	51
BISHOP GRADY VILLAS		50	1	2%	51
PALM RIVER COMMUNITY HEALTH CENTER		45	5	10%	50
BETHUNE-COOKMAN UNIVERSITY		32	18	36%	50
TROY REGIONAL MEDICAL CENTER		40	10	20%	50
ARIZONA DEPARTMENT OF HEALTH SERVICES			50	100%	50
ORCHID COVE AT DAYTONA		45	5	10%	50
BUECHELE DENTAL PA DBA CLERMONT FAMILY DENTISTRY		41	9	18%	50
PENNSYLVANIA DEPARTMENT OF HEALTH BUREAU OF LABORATORIES			50	100%	50
ALLIANCE PEDIATRICS		24	26	52%	50
GENEDX		37	13	26%	50
ADVENT HEALTH CENTRA CARE - EAST ORLANDO		21	29	58%	50
THOMAS INTERNAL MEDICINE		42	8	16%	50
CAN COMMUNITY HEALTH		49	1	2%	50
SOFT CELL LABORATORIES		45	4	8%	49
SOUTHEAST ALABAMA MEDICAL CENTER			49	100%	49
L&S SENIOR CARE DBA ARCADIA OAKS	1	48			49
SARATOGA HOSPITAL LABORATORY		44	5	10%	49
UNIVERSTIY CENTER MEDICAL LLC DBA	1	45	3	6%	49
MARQUIS LABS, LLC		49			49
SUPERIOR RESIDENCES OF LECANTO		34	15	31%	49
TREASURE COAST FORENSIC TREATMENT CTR		28	21	43%	49
PANCARE HEALTH - JACKSON COUNTY		38	11	22%	49
CVS		7	42	86%	49
COOPER FAMILY MEDICAL, PLLC		40	9	18%	49
ADVENT HEALTH - MOUNT DORA		9	40	82%	49
ALLEGRO		47	2	4%	49
VALENCIA HOUSE ALF		49			49
INN AT ASTON GARDENS AT PELICAN POINTE,THE		45	4	8%	49
USF		1	48	98%	49
SOLARIS SENIOR LIVING NORTH NAPLES		48	1	2%	49
PREMIER MEDICAL ASSOCIATES		46	2	4%	48
EXPRESS DOCS LLC			48	100%	48
GRAND OAKS OF PALM CITY LLC□	1	41	6	13%	48
INN AT THE FOUNTAINS, THE		34	14	29%	48
COURTYARD GARDENS OF JUPITER		48			48
PEDIATRIC ASSOCIATES AT ARGYLE PA		45	3	6%	48
NORTH FLORIDA MEDICAL CENTER		44	4	8%	48
FHMG- FLORIDA HOSPITAL MEDICAL GROUP		38	10	21%	48
DOH		23	25	52%	48
NAPLES PEDIATRICS INC□		43	5	10%	48

COVID-19: testing by laboratory

Data through Feb 2, 2021 verified as of Feb 3, 2021 at 09:25 AM

Data in this report are provisional and subject to change.

The numbers in the table below represent the number of Florida and non-Florida residents for whom test results were received by the Department of Health. A person can be tested by more than one laboratory and can have both positive and negative results. **Therefore, the sum of the numbers in each column will be larger than the total number of people tested.**

Reporting lab	Inconclusive	Negative	Positive	Percent positive	Total
RAINBOW PEDIATRICS PC LLC / BREAKFAST POINT		38	10	21%	48
NORTHBROOK CENTER FOR		47	1	2%	48
ROCHESTER GENERAL HOSPITAL LABORATORY		44	4	8%	48
BIOIQ			48	100%	48
HIALEAH HOSPITAL RESPIRATORY DEPT			48	100%	48
TRADITIONAL HOME HEALTH OF PALM BEACH INC		47	1	2%	48
BAY CENTER HURRICANE SHELTER		48			48
HEALTH FIRST - CAPE CANAVERAL HOSPITAL		1	47	98%	48
INTERNAL MEDICINE ASSOCIATES PA		44	4	8%	48
CAREMED INTERNAL MEDICINE		30	18	38%	48
FLORIDA HEALTH CARE DELAND			47	100%	47
VITAS HEALTHCARE CORP OF FLORIDA		47			47
PUTNAM COUNTY SHERIFFS OFFICE		41	6	13%	47
CAPE REGIONAL MEDICAL CENTER		45	2	4%	47
PEDIATRIC CARE CENTER- JACKSONVILLE BEACH		19	28	60%	47
NAVARRE GARDENS		41	6	13%	47
TITUSVILLE FAMILY PRACTICE		16	31	66%	47
BARNES HEALTHCARE OF FLORIDA LLC		44	3	6%	47
INTERLAB		1	46	98%	47
MINUTECLINIC DIAGNOSTIC OF NORTH CARO		42	5	11%	47
Jupiter Medical Center Pavilion		46	1	2%	47
HARTFORD HEALTH SERVICES LLC		46			46
LITTLE NECK URGENT CARE		44	2	4%	46
GRAND ST PAUL CVS		46			46
PREMIER PLACE HEALTHCARE AT THE GLENVIEW		46			46
EAST MANATEE FAMILY	1	1	44	96%	46
BERNHARDT LABORATORIES	1	9	36	78%	46
H LEE MOFFITT CANCER CENTER MICRO		46			46
KAPG ST AUGUSTINE SENIOR HOUSING OPCO LLC		37	9	20%	46
ROCKLEDGE REGIONAL MEDICAL CENTER		30	16	35%	46
ADVENT HEALTH - TIMBERRIDGE ER		39	7	15%	46
WEST ISLIP URGENT CARE		43	3	7%	46
ADVENT HEALTH MEDICAL GROUP OB GYN AT		40	6	13%	46
MINUTECLINIC DIAGNOSTIC OF SOUTH CARO		37	9	20%	46
POPLAR HEALTHCARE PLLC	1	11	34	74%	46
THE TERRACE OF JACKSONVILLE		3	43	93%	46
COLLIER BLVD HMA PHYSICIAN MANAGEMENT LLC		46			46
ST CLOUD PHYSICIAN MANAGEMENT LLC DBA ST CLOUD		27	18	40%	45
MOBILE DOC FL, LLC		29	16	36%	45
UNIVERSITY OF CENTRAL FLORIDA HEALTH SERVICES		45			45
WINTER GARDEN REHAB AND NURSING CENTER		41	4	9%	45
TOWERS HOME CARE		42	3	7%	45
SOUTHPORT SQUARE HARBOUR HEALTH		45			45
DAVID POSNACK JEWISH DAY SCHOOL		45			45
REDI-MED WALK-IN FAMILY CARE			45	100%	45
QHC UPSTATE MEDICAL PC		36	8	18%	44
ALLIANCE OF PHYSICIANS AGAINST COVID-19			44	100%	44

COVID-19: testing by laboratory

Data through Feb 2, 2021 verified as of Feb 3, 2021 at 09:25 AM

Data in this report are provisional and subject to change.

The numbers in the table below represent the number of Florida and non-Florida residents for whom test results were received by the Department of Health. A person can be tested by more than one laboratory and can have both positive and negative results. **Therefore, the sum of the numbers in each column will be larger than the total number of people tested.**

Reporting lab	Inconclusive	Negative	Positive	Percent positive	Total
MICHIGAN DEPARTMENT OF HEALTH AND HUMAN SERVICES	1		43	98%	44
GULFCOAST PEDIATRICS		40	4	9%	44
MOOSEHAVEN LIFE CARE CENTER		44			44
ADVENT HEALTH EXPRESS CARE		4	40	91%	44
PRECISION HEALTH SOLUTIONS LAB		9	35	80%	44
NEOGENOMICS LABORATORIES INC		44			44
MENORAH HOUSE		43	1	2%	44
GENTIVA HEALTH SERVICES CERTIFIED INC		41	3	7%	44
PEDIATRICS OF CENTRAL FLORIDA – SAINT CLOUD	2	40	2	5%	44
METROPOLITAN HOSPITAL CENTER		40	4	9%	44
STUART URGENT CARE			44	100%	44
Palms at Ponte Vedra Assisted Living and Memory Care		42	1	2%	43
PATRICK AIR FORCE BASE		3	40	93%	43
ADVENT HEALTH - WESTCHASE ER		36	7	16%	43
ARDEN COURTS OF LELY PALMS□		42	1	2%	43
FLORIDA DEPARTMENT OF HEALTH IN WALTON COUNTY		35	8	19%	43
Guardian Care Nursing and Rehabilitation Center		43			43
RADIOLOGY ASSOCIATES OF VENICE AND ENGLEWOOD		41	2	5%	43
Flagler Health and Rehabilitation		42	1	2%	43
LEVY COUNTY DEPARTMENT OF HEALTH		31	12	28%	43
MID FLORIDA PRIMARY CARE PA		31	12	28%	43
BRANCH MEDICAL CLINIC			43	100%	43
LAKE MARY KIDS CENTRA CARE		33	10	23%	43
WALGREENS #10373		42	1	2%	43
LARA HEALTH AND WELLNESS CENTER LLC		43			43
DELCARE PA		34	9	21%	43
FAMILY EXTENDED CARE OF WINTER HAVEN		41	2	5%	43
FLORIDA HOSPITAL		27	16	37%	43
PRINCETON VILLAGE□		39	4	9%	43
BLISS HEALTHCARE SERVICES		24	19	44%	43
GOLDEN POND COMMUNITIES		43			43
CITYMD OF MANAHAWKIN		41	2	5%	43
ATRIA PARK OF LAKE FOREST (WG HERITAGE LF LLC)		42	1	2%	43
LAKE WALES OPERATING GROUP LLC		39	4	9%	43
TGH URGENT CARE POWERED BY FAST TRACK			42	100%	42
ECOLAB GROUP		8	34	81%	42
UNIVERSITY OF WEST FLORIDA, THE		42			42
Atlantic Shore Nursing and Rehab		42			42
WOLFF CTR FOR CHILD & ADOLESCENT HEALTH PLLC,THE		26	16	38%	42
ROSECASTLE OF JACKSONVILLE LLC		41	1	2%	42
Citymd Of Toms River		36	6	14%	42
CLINICAL LABORATORY		42			42
NOMI HEALTH LAB SERVICES LLC		1	41	98%	42
MAIMONIDES-SHALOM ACADEMY, INC		40	1	2%	41
ADVENT HEALTH - LAKE WALES		29	12	29%	41
BRONX LEBANON HOSPITAL-MEDICAL CENTER		37	4	10%	41
FHMG_CTR FOR SENIOR HEALTH		36	5	12%	41

COVID-19: testing by laboratory

Data through Feb 2, 2021 verified as of Feb 3, 2021 at 09:25 AM

Data in this report are provisional and subject to change.

The numbers in the table below represent the number of Florida and non-Florida residents for whom test results were received by the Department of Health. A person can be tested by more than one laboratory and can have both positive and negative results. **Therefore, the sum of the numbers in each column will be larger than the total number of people tested.**

Reporting lab	Inconclusive	Negative	Positive	Percent positive	Total
FLORIDA HOSPITAL NEW SMYRNA		4	37	90%	41
PHILLIPPE RIDGE		29	12	29%	41
SH HERON EAST LLC		41			41
NEW YORK PRESBYTERIAN - QUEENS DIAGNOSTIC		40	1	2%	41
WALGREENS 3145		38	3	7%	41
SOS MOBILE MEDICAL CARE LLC		31	10	24%	41
PEDIATRICS OF CENTRAL FLORIDA KISSI		33	8	20%	41
LINCOLN DIAGNOSTIC LAB		38	2	5%	40
CLINICAL PATHOLOGY LABORATORIES, INC		40			40
ARDEN COURTS OF SARASOTA		24	16	40%	40
LINCOLN MEDICAL AND MENTAL HEALTH CENTER		38	2	5%	40
FAST PACE MEDICAL CLINIC, PLLC		35	5	13%	40
PRIDE DIAGNOSTICS		24	16	40%	40
LABCORP BURLINGTON		16	24	60%	40
FIRST CHOICE URGENT CARE		10	30	75%	40
NIGHT LITE PEDIATRICS CENTER LLC		8	32	80%	40
URGENT CARE & WELLNESS CENTER		10	30	75%	40
PACIFICA SENIOR LIVING OCALA		35	5	13%	40
CDR MAGUIRE INC	1	7	32	80%	40
DOH-WEST PALM BEACH BRANCH LABORATORY		2	38	95%	40
CAPITAL REGIONAL MEDICAL CENTER		2	38	95%	40
SOUTH LAKE PEDIATRICS		38	2	5%	40
MAUREEN OROURKE-FUTEY			40	100%	40
CENTRA CARE – LAKE NONA		3	36	92%	39
ERDOX		37	2	5%	39
NEXT MOLECULAR ANALYTICS		9	30	77%	39
BAY COUNTY JAIL ANNEX		34	5	13%	39
LONGLEAF DIAGNOSTIC LABORATORIES		11	28	72%	39
LOURDES HOSPITAL INC		37	2	5%	39
PRACTICE MANAGEMENT OF AMERICA, INC.		7	32	82%	39
CEDAR CREEK AT KINGS BAY INC		39			39
MEDEX MEDICAL EXPRESS OF PALATKA LLC			39	100%	39
LIFESTREAM BEHAVIORIAL CENTER		22	17	44%	39
Baldwin Pediatrix		37	2	5%	39
HOME CARE PHARMACY		39			39
NORTH CENTRAL BRONX HOSPITAL		37	2	5%	39
JUNIPER VILLAGE AT CAPE CORAL		34	5	13%	39
PALM BAY HOSPITAL			39	100%	39
CLINICAL RESEARCH SEQUENCING PLATFORM		8	31	79%	39
SAN CARLOS PHARMACY		34	4	11%	38
HOMEWOOD RESIDENCE AT FREEDOM PLAZA		37	1	3%	38
MINUTECLINIC DIAGNOSTIC OF KANSAS, PA		32	6	16%	38
BOND CLINIC, PA		9	29	76%	38
CENTRAL FLORIDA PEDIATRICS		13	25	66%	38
MOLECULAR DIAGNOSTICS		5	33	87%	38
BENTON HOUSE OF ST. JOHNS		36	2	5%	38
CCRC @ SUNFLOWER LLC		35	3	8%	38

COVID-19: testing by laboratory

Data through Feb 2, 2021 verified as of Feb 3, 2021 at 09:25 AM

Data in this report are provisional and subject to change.

The numbers in the table below represent the number of Florida and non-Florida residents for whom test results were received by the Department of Health. A person can be tested by more than one laboratory and can have both positive and negative results. **Therefore, the sum of the numbers in each column will be larger than the total number of people tested.**

Reporting lab	Inconclusive	Negative	Positive	Percent positive	Total
AUTUMN OF SARASOTA		12	26	68%	38
EC OPCO PENSACOLA, LLC		38			38
UNIVERSITY OF ALABAMA		35	3	8%	38
Gabisa Medical LLC		38			38
MICHAEL AKPEKE MD		29	9	24%	38
ADVENTIST HEALTH SYSTEM FLORIDA		26	12	32%	38
FLORIDA DEPARMENT OF HEALTH CLAY COUNTY		25	13	34%	38
FELICIDAD MEDICAL CENTER			38	100%	38
SURFSIDE URGENT CARE		26	12	32%	38
MISSION OAKS ASSISTED LIVING□		36	2	5%	38
CONNECTICUT DEPARTMENT OF HEALTH		22	15	41%	37
NORTHWELL HEALTH PLAINVIEW HOSPITAL LABORATORY		28	9	24%	37
PLAINVIEW URGENT CARE		35	2	5%	37
FAMILY EXTENDED CARE OF SEBRING INC		35	2	5%	37
BRIDGEVIEW CENTER LLC□		27	10	27%	37
PATHOGENIUS LABORATORIES		30	7	19%	37
BETHESDA HEALTH URGENT CARE		1	36	97%	37
TOTAL CARE PLUS LLC			37	100%	37
University Hills health and Rehabilitation		27	10	27%	37
RAPID RELIABLE TESTING NY LLC		33	4	11%	37
PONCE THERAPY CARE CENTER		34	3	8%	37
SPRING MANOR ASSISTED LIVING		37			37
HR SARASOTA OPERATOR LLC		25	12	32%	37
ONE MILO		37			37
PERSONAL PEDIATRICS		32	5	14%	37
THE COLLIER AT NAPLES		36	1	3%	37
CAREATC CITY OF TAMPA		28	9	24%	37
ISLAND URGENT CARE PLLC		36	1	3%	37
STEWART MEDICAL GROUP, INC		21	16	43%	37
HOLZER HEALTH CENTER		5	32	86%	37
BOULEVARD REHABILITATION CENTER		24	13	35%	37
SAFARI PEDIATRICS PA		35	1	3%	36
MORTON PLANT			36	100%	36
TAYLORVILLE FAMILY MEDICINE		29	7	19%	36
MINUTE CLINIC INCORPORATE		30	6	17%	36
HERNANDO ENDOSCOPY AND SURGERY CENTER		28	8	22%	36
BVL/LITTLE ANGEL PEDIATRICS		36			36
CITRUS COUNTY HEALTH DEPARTMENT		33	3	8%	36
ACCURATE DIAGNOSTIC LAB		35	1	3%	36
BARNETT PARK□			36	100%	36
ROYAL PALM SENIOR RESIDENCE		36			36
P23 LABS		35			35
INNOVATION CLINICAL TRIALS, INC			35	100%	35
ST AUGUSTINE PEDIATRIC ASSOC		31	4	11%	35
IMA MEDICAL GROUP POINCIANA		14	21	60%	35
WUESTHOFF MEMORIAL HOSPITAL			35	100%	35
BAYSHORE PATHOLOGY CONSULTANTS PA		34	1	3%	35

COVID-19: testing by laboratory

Data through Feb 2, 2021 verified as of Feb 3, 2021 at 09:25 AM

Data in this report are provisional and subject to change.

The numbers in the table below represent the number of Florida and non-Florida residents for whom test results were received by the Department of Health. A person can be tested by more than one laboratory and can have both positive and negative results. **Therefore, the sum of the numbers in each column will be larger than the total number of people tested.**

Reporting lab	Inconclusive	Negative	Positive	Percent positive	Total
WEST		21	14	40%	35
PANCARE HEALTH - FREEPORT CLINIC SUITE B		28	7	20%	35
ERIC C MRSHAL, MD, PC #1842		33	2	6%	35
ADVENT HEALTH - FISH MEMORIAL		2	33	94%	35
TERRACE AT HOBE SOUND, THE	1	31	3	9%	35
MARIANNA HEALTH AND REHABILITATION CENTER		34	1	3%	35
DEVELOPMENTAL DISABILITIES DEFENDANT PROGRAM		33	2	6%	35
SOUTHERN LABORATORY		10	25	71%	35
NEUROINTERNATIONAL SARASOTA		32	3	9%	35
IRL		4	31	89%	35
BEEHIVE HOMES OF GULF BREEZE		19	16	46%	35
PROMEDICA SENIOR LIVING		34	1	3%	35
UNION MEDICAL CARE PLLC		35			35
S-H THIRTY FIVE OPCO - LUTZ, LLC		33	1	3%	34
CSL PLASMA INC		7	27	79%	34
RASHDA ALBIBI M.D. P.A.		31	3	9%	34
REDI-MED WALK IN FAMILY CLINIC			34	100%	34
STAT ONE URGENT CARE CENTER		2	32	94%	34
PREMIER COMMUNITY HEALTHCARE GROUP INC		33	1	3%	34
CROSSROADS URGENT CARE		20	14	41%	34
THE MERIDIAN AT BOCA RATON	1	33			34
POARCH BANC CREEK INDIANS TRIBAL HEALTH DEPARTMENT			34	100%	34
ENCOMPASS HEALTH REHABILITATION HOSPITAL OF LARGO		31	3	9%	34
PARKSIDE HEALTH AND REHABILITATION CENTER			34	100%	34
COLLIER HMA PHYSICIAN MANAGEMENT LLC		26	8	24%	34
PARAMOUNT WALK-IN CLINIC		1	33	97%	34
BELVEDERE COMMONS OF SUN CITY CENTER		34			34
BIOFIRE		7	27	79%	34
HEALTH CENTRAL CLINICAL LABORATORY		32	2	6%	34
S-H THIRTY FIVE OPCO - ORANGE CITY, LLC		25	9	26%	34
INSTITUTE OF PATHOLOGY KINGS COUNTY		33	1	3%	34
TUSCAN GARDENS OF DELRAY BEACH MANAGEMENT COMPANY,		34			34
WG EVERGREEN WOODS SH LLC		33			33
MAINSTREET FAMILY URGENT CARE		1	32	97%	33
SANFORD MOBILE LAB PGA TOUR		32	1	3%	33
ANDALUSIA HEALTH		16	17	52%	33
MINUTECLINIC DIAGNOSTIC OF NEW JERSEY		27	6	18%	33
JENNIFER J CHIAVETTA-GRLSANTI DC		24	9	27%	33
ROYAL CARE OF AVON PARK		30	3	9%	33
ATRIA WILLOW WOOD		32	1	3%	33
Kensington Gardens		33			33
AHSE ROP		32	1	3%	33
GREENRIDGE GROUP HOME	3	11	19	58%	33
PHYSICIAN ASSOCIATES LLC		26	7	21%	33
KINDRED HOSPITAL CENTRAL TAMPA BLOOD GAS	1	30	2	6%	33
BOND CLINIC		3	30	91%	33
GRAMERCY PARK URGENT CARE		32	1	3%	33

COVID-19: testing by laboratory

Data through Feb 2, 2021 verified as of Feb 3, 2021 at 09:25 AM

Data in this report are provisional and subject to change.

The numbers in the table below represent the number of Florida and non-Florida residents for whom test results were received by the Department of Health. A person can be tested by more than one laboratory and can have both positive and negative results. **Therefore, the sum of the numbers in each column will be larger than the total number of people tested.**

Reporting lab	Inconclusive	Negative	Positive	Percent positive	Total
PRMG - EAST NAPLES		23	10	30%	33
ST. MARYS MEDICAL CENTER		1	32	97%	33
METRO KNOXVILLE HMA		25	8	24%	33
LONG ISLAND JEWISH MED CTR		30	3	9%	33
STETSON UNIVERSITY STUDENT HEALTH CENTER		3	30	91%	33
CALHOUN COUNTY HEALTH DEPT		13	20	61%	33
MEDCOMP SCIENCES			33	100%	33
AYERS NURSING AND REHABILITATION CENTER		33			33
PHOSPHORUS DIAGNOSTICS		27	6	18%	33
UNIVERSITY HOSPITAL		28	5	15%	33
325TH MEDICAL GROUP		33			33
NICEVILLE URGENT CARE		2	31	94%	33
SOMERSET			33	100%	33
HOLY NAME HOSPITAL LABORATORY		32	1	3%	33
PATRICK MANOR INCORPORATED		32			32
HARMONY HEALTH OPCO, LLC		15	17	53%	32
IPSUM DIAGNOSTICS		3	29	91%	32
WESTMINSTER ST AUGUSTINE		32			32
AVALON PARK RETIREMENT RESIDENCE		31	1	3%	32
MINUTECLINIC DIAGNOSTIC OF RHODE ISLAND, LLC #1544		31	1	3%	32
CAMPBELL URGENT CARE			32	100%	32
OPIS COQUINA CENTER		32			32
VETERANS HOME			32	100%	32
JOHN KNOX VILLAGE OF CENTRAL FLORIDA		28	4	13%	32
NORTH CAROLINA DEPARTMENT OF HEALTH & HUMAN SERVICES	1		31	97%	32
Heartland Health Care Center North Sarasota		18	14	44%	32
PREMISE HEALTH MIA		1	31	97%	32
LEE MEMORIAL HEALTH SYSTEM HEALTH FAIR		29	3	9%	32
JACKSON HEALTH SYSTEM		1	31	97%	32
VETERAN AFFAIRS MEDICAL CENTER - JAMES J PETERS		30	2	6%	32
PECONIC BAY MEDICAL CENTER LABORATORY		24	8	25%	32
ABBOTT DIAGNOSTICS		18	14	44%	32
NIGHT LITE PEDIATRICS URGENT CARE CENTER			32	100%	32
PORT SAINT JOHN FAMILY PRACTICE		20	12	38%	32
LONG TERM CARE OF JAY, LLC		11	21	66%	32
MOBILE MEDICAL ASSOCIATES PL		9	23	72%	32
NORTH FLORIDA / SOUTH GEORGIA VETERANS HEALTH SYSTEM			32	100%	32
VILLAGE ON THE ISLE		27	5	16%	32
CVS MINUTE CLINIC		1	30	97%	31
DISCOVERY COMMONS AT BRADENTON		31			31
CDR MAGUIRE - MIAMI BEACH CC MISSION 17388		2	29	94%	31
WG BAYPOINT VILLAGE SH LLC		31			31
SOUTHSIDE HOSPITAL NORTHWELL HEALTH LABORATORY		27	4	13%	31
LabCorp L#09258130 M#09258125		12	19	61%	31
BRP SH OPCO LLC		31			31
REGENCY PARK ASSISTED LIVING FACILITY		29	2	6%	31
TRADITIONAL HOME CARE INC		30	1	3%	31

COVID-19: testing by laboratory

Data through Feb 2, 2021 verified as of Feb 3, 2021 at 09:25 AM

Data in this report are provisional and subject to change.

The numbers in the table below represent the number of Florida and non-Florida residents for whom test results were received by the Department of Health. A person can be tested by more than one laboratory and can have both positive and negative results. **Therefore, the sum of the numbers in each column will be larger than the total number of people tested.**

Reporting lab	Inconclusive	Negative	Positive	Percent positive	Total
SIGNATURE HEALTHCARE OF ORANGE PARK		28	3	10%	31
COLLIER ANESTHESIA PAIN LLC		31			31
COMPLETE HOME CARE OF THE PALM BEACHES LLC		29	2	6%	31
BROOKDALE CANOPY OAKS			31	100%	31
SILVER LAKE PEDIATRICS PA		27	4	13%	31
MORTON PLANT HOSPITAL NURSING			30	100%	30
ORANGE PARK PEDIATRICS		24	6	20%	30
THE TERRACE AT IVY ACRES ALF		11	19	63%	30
WESTWOOD NURSING AND REHABILITATION		28	2	7%	30
Okeechobee Health Care Facility		16	14	47%	30
HIGHLANDS LAKE CENTER		27	3	10%	30
Consulate Health Care of Orange Park		27	3	10%	30
LAKELAND REGIONAL HEALTH GATEWAY CENTER		7	23	77%	30
HERITAGE WATERSIDE		27	3	10%	30
ADVENT HEALTH PRIMARY CARE PLUS, WINTER GARDEN		26	4	13%	30
CLINCLOUD, LLC			30	100%	30
AMERICAN ESOTERIC LABORATORIES		15	15	50%	30
WAVE CREST HEALTH AND REHABILITATION CENTER		30			30
AMEERAH LABS			30	100%	30
MAKO MEDICAL		16	14	47%	30
NIGHT LITE PEDIATRIC CENTER		10	19	66%	29
NEMOURS CHILDRENS CLINIC		22	7	24%	29
COMPREHENSIVE CHILDCARE		23	6	21%	29
MINUTE CLINIC LLC #2216		27	2	7%	29
FLORIDA DEPARTMENT OF HEALTH IN MONROE COUNTY		26	3	10%	29
UNIV OF ROCHESTER-STRONG MEMORIAL HOSP		28	1	3%	29
P4CLINICAL	3	2	24	83%	29
MIDDLETOWN MEDICAL P C		20	9	31%	29
WASHINGTON COUNTY HEALTH DEPARTMENT		17	12	41%	29
FHMG-FLORIDA HOSPITAL MEDICAL GROUP		23	6	21%	29
WALK IN MEDICAL URGENT CARE		29			29
EVERLYWELL		16	13	45%	29
KEY WEST MEDICAL CENTER	1	27	1	3%	29
PALM GARDEN OF JACKSONVILLE		27	2	7%	29
NURSES HELPING HANDS INC ALF		29			29
PRO HEALTH HARMONY		29			29
ST JOHNS COUNTY DETENTION CENTER		29			29
PROFESSIONAL PEDIATRICS		27	2	7%	29
UNION MEDICAL CARE		29			29
SUWANNEE COUNTY SHERIFF OFFICE		26	3	10%	29
RENAISSANCE SENIOR LIVING	1	28			29
SUNTREE INTERNAL MEDICINE		29			29
ADVENTHEALTH MEDICAL GROUP FAMILY MEDICINE AT RDV		29			29
HEALTH FIRST - VIERA HOSPITAL		1	27	96%	28
EDEN AT CRESTVIEW		12	16	57%	28
THE GOOD SHEPARDS OF DELAND-WEST		28			28
ACTIVE SENIOR LIVING		26	2	7%	28

COVID-19: testing by laboratory

Data through Feb 2, 2021 verified as of Feb 3, 2021 at 09:25 AM

Data in this report are provisional and subject to change.

The numbers in the table below represent the number of Florida and non-Florida residents for whom test results were received by the Department of Health. A person can be tested by more than one laboratory and can have both positive and negative results. **Therefore, the sum of the numbers in each column will be larger than the total number of people tested.**

Reporting lab	Inconclusive	Negative	Positive	Percent positive	Total
UNIVERSITY MEDICAL CTR OF PRINCETON AT		26	2	7%	28
DUVAL PHARMACY		22	6	21%	28
CARE 4 U MANAGEMENT, INC			28	100%	28
LUTHERAN HAVEN EXTENDED CONGREGATE CAR		28			28
BOCA BIOLISTIC REFERENCE LAB			28	100%	28
CDC		17	11	39%	28
MICHAEL J D'AMBROSE MD PA		26	2	7%	28
FLAGLER HOSPITAL INC	2		26	93%	28
KEY PRIMARY CARE			28	100%	28
COMMUNITY MEDICAL CARE CENTER INC			28	100%	28
WELLMED AT NEW TAMPA		22	6	21%	28
PORT ST LUCIE HOSPITAL		25	3	11%	28
PANCARE HEALTH - BONIFAY K-8			28	100%	28
RENAISSANCE AT THE TERRACES		27	1	4%	28
EMERGENCY PHYSICIANS MEDICAL CENTER LLC		13	15	54%	28
LAKELAND NURSING AND REHABILITATION CENTER			28	100%	28
REGENCY OAKS HEALTH CENTER		26	2	7%	28
Cleveland Clinic Laboratories		4	24	86%	28
PANCARE HEALTH - BAY COUNTY - YOUNGSTOWN		25	3	11%	28
EAST HILL PHARMACY		20	8	29%	28
BONIFAY NURSING AND REHAB CENTER			28	100%	28
BROOKDALE PHILLIPPI CREEK			27	100%	27
BULLS HEAD URGENT CARE		26	1	4%	27
FAST PACE MEDICAL CLINIC		24	3	11%	27
SUNCOAST LABS			27	100%	27
HEALTHPARK MEDICAL CENTER ABG LAB		26	1	4%	27
DUVAL COUNTY HEALTH DEPARTMENT		27			27
RIVERHEAD URGENT CARE		26	1	4%	27
OAKTREE HEALTHCARE			27	100%	27
BRANDON COMMUNITY HEALTH CENTER		19	8	30%	27
NCHD		13	14	52%	27
EXPRESS CARE OF BELLEVIEW		27			27
JAMAICA HOSPITAL MEDICAL CENTER		25	2	7%	27
INTERCOASTAL MEDICAL GROUP			27	100%	27
COUNTY OF LOS ANGELES			27	100%	27
ASHTON PLACE	3	20	4	15%	27
LAKE MARY - STIRLING CENTER SUITE 202			27	100%	27
UCLA HEALTHCARE CLINICAL LABS		23	4	15%	27
FAMILY CARE PARTNERS URGENT CARE LLC		21	6	22%	27
SPANISH RIVER HIGH SCHOOL ESE		23	4	15%	27
MADISON COUNTY MEMORIAL HOSPITAL LABORATORY		14	13	48%	27
ARTHREX MEDICAL CENTER		14	13	48%	27
SANTA BARBARA CARE CENTER		17	10	37%	27
SPEARHEAD MEDICAL			27	100%	27
EASTERN SHORE URGENT CARE		17	10	37%	27
STATEN ISLAND UNIVERSITY HOSPITAL-POUCH		27			27
EASYCARE WALK-IN CLINIC		11	16	59%	27

COVID-19: testing by laboratory

Data through Feb 2, 2021 verified as of Feb 3, 2021 at 09:25 AM

Data in this report are provisional and subject to change.

The numbers in the table below represent the number of Florida and non-Florida residents for whom test results were received by the Department of Health. A person can be tested by more than one laboratory and can have both positive and negative results. **Therefore, the sum of the numbers in each column will be larger than the total number of people tested.**

Reporting lab	Inconclusive	Negative	Positive	Percent positive	Total
PULMONARY SPECIALISTS OF THE PALM BEACHES		16	10	38%	26
LOT HEALTH SERVICES☐	1	25			26
BROOKDALE SOUTHPPOINT			26	100%	26
ATRIA SAN PABLO		24	2	8%	26
PREMIER URGENT CARE CENTER LLC			26	100%	26
MERCY MEDICAL URGENT CARE CENTER INC		3	23	88%	26
COLORADO DEPARTMENT OF HEALTH LABORATORY SERVICES DIVISION			26	100%	26
BODYK		22	4	15%	26
ALABAMA CLINICS		13	13	50%	26
HARBORCHASE OF WELLINGTON CROSSING		24	2	8%	26
PERDIDO URGENT CARE		1	25	96%	26
WEST BROWARD CARE CENTER		24	2	8%	26
ADVENT HEALTH PARTIN SETTLEMENT HEALTH PARK		18	8	31%	26
URGENT FAMILY CARE INC		23	3	12%	26
LOOP PEDIATRICS		22	4	15%	26
THE MINIER URGENT CARE		20	6	23%	26
TGH URGENT CARE - RIVERVIEW			26	100%	26
ADVANCE URGENT CARE CENTER, LLC		1	25	96%	26
LYSTER ACH FT RUCKER AL		23	3	12%	26
PALM BEACH COUNTY FIRE RESCUE		24	2	8%	26
STUART REHABILITATION AND HEALTHCARE		12	14	54%	26
MONCRIEF ARMY HEALTH CLINIC			26	100%	26
FAMILY EXTENDED CARE OF PUNTA GORDA		26			26
NATIONAL MENTOR HEALTHCARE LLC			26	100%	26
WEINBERG VILLAGE		25	1	4%	26
UNION CHD		22	3	12%	25
TAMPA BAY CONCIERGE DOCTOR, LLC		23	2	8%	25
GATTOLINE ENTERPRISES, INC. DBA FAMILY CARE PHARMACY		19	6	24%	25
HOLMES COUNTY HEALTH DEPARTMENT		18	7	28%	25
MINUTE CLINIC, LLC DBA MINUTECLINIC #4505		23	2	8%	25
VIKOR SCIENTITIC			25	100%	25
WAKULLA COUNTY HEALTH DEPARTMENT		11	14	56%	25
WOMENS CARE FLORIDA LABORATORY		25			25
ADVENT HEALTH - LAKE MARY PEDIATRICS		16	9	36%	25
GASTROENTEROLOGY ASSOCIATES OF PENSACOLA PA		22	3	12%	25
FEDERAL PRISON CAMP PENSACOLA			25	100%	25
VASSAR BROTHERS MEDICAL CENTER LABORATORY		24	1	4%	25
TALLAHASSEE DEVELOPMENTAL CENTER☐		24	1	4%	25
SANITAS		4	21	84%	25
URGENT CARE CENTER			25	100%	25
ST PETER'S BENDER LABORATORY		25			25
FAMILY CARE PARTNERS		15	10	40%	25
EAST HILL MEDICAL GROUP		17	8	32%	25
VETERANS AFFAIRS MEDICAL CENTER - NEW YORK HARBOR		24	1	4%	25
Wiregrass Rehabilitation Center and Nursing Home		24	1	4%	25
LAKES DIALYSIS CENTER INC			25	100%	25
LABORATORY ALLIANCE OF CENTRAL NEW YORK		24	1	4%	25

COVID-19: testing by laboratory

Data through Feb 2, 2021 verified as of Feb 3, 2021 at 09:25 AM

Data in this report are provisional and subject to change.

The numbers in the table below represent the number of Florida and non-Florida residents for whom test results were received by the Department of Health. A person can be tested by more than one laboratory and can have both positive and negative results. **Therefore, the sum of the numbers in each column will be larger than the total number of people tested.**

Reporting lab	Inconclusive	Negative	Positive	Percent positive	Total
UNIPATH		18	7	28%	25
THE WATERMARK AT VISTAWILLA		25			25
ACCESS 365 URGENT CARE		7	18	72%	25
MIAMI CLINICAL RESEARCH CORP			25	100%	25
WARDE MEDICAL LABORATORY		17	8	32%	25
BAY STREET PHARMACY☐		24	1	4%	25
SYNIVERSE WELLNESS CENTER		21	4	16%	25
Lanier Rehab			25	100%	25
ARCPPOINT LABS OF FORT LAUDERDALE		25			25
MONTEFIORE NEW ROCHELLE HOSPITAL		23	2	8%	25
RJ LEE GROUP	1	23	1	4%	25
ST. CLOUD HOSPITAL		20	5	20%	25
KEYSTYLE LIVING LLC	1	23	1	4%	25
WIREGRASS CLINIC LLC		20	5	20%	25
ST JOSEPH'S HOSPITAL LABORATORY			24	100%	24
HERITAGE OAKS ASSISTED LIVING & MEMORY CARE		20	4	17%	24
EPIC REFERENCE LABS INC			24	100%	24
ATRIA AT ST JOSEPHS		24			24
PENSACOLA PEDIATRICS - PACE		16	8	33%	24
FLORIDA ATLANTIC UNIVERSITY		21	3	13%	24
MINUTECLINIC DIAGNOSTIC OF RHODE ISLAND, LLC #212		24			24
GARDENS HEALTH NH LLC		24			24
COURTYARDS OF ORLANDO		24			24
HENNEPIN COUNTY MEDICAL CENTER (HCMC)		13	11	46%	24
PHYSICIANS PRIMARY CARE OF SW FLORIDA PL		24			24
THE COMMONWEALTH OF MASSACHUSETTS			24	100%	24
MADWAR		19	5	21%	24
SENIOR HEALTH OF WINTER PARK DUNDEE		24			24
LAKE PLACID HEALTH AND REHABILITATION			24	100%	24
STEWART MELBOURNE HOSPITAL			24	100%	24
BROWARD HEALTH IMPERIAL POINT NURSING			24	100%	24
ATRIA LADY LAKE		24			24
NORTH FLORIDA PEDIATRICS - JACKSONVILLE		21	3	13%	24
THE CHAPPEL GROUP RESEARCH		24			24
UR CARE FAMILY AND SPORTS MEDICINE			24	100%	24
WELLOW URGENT CARE		23	1	4%	24
WESTPAC LABS		1	23	96%	24
ADVANCED URGENT CARE		12	12	50%	24
AVENTIS BIO-SERVICES CTL		24			24
MILLENIA ADVANCED SCIENTIFIC LLC			24	100%	24
WEISS PEDIATRIC CARE LLC		16	8	33%	24
ABL MEDICAL CARE LLC			24	100%	24
LABORATORY DYNAMICS		20	4	17%	24
VILLAGES REHABILITATION AND NURSING CENTER		24			24
MINUTECLINIC DIAGNOSTIC OF HAWAII LLC		23	1	4%	24
THE LODGE AND REHABILITATION CENTER		9	15	63%	24
TARPON BAYOU CENTER			24	100%	24

COVID-19: testing by laboratory

Data through Feb 2, 2021 verified as of Feb 3, 2021 at 09:25 AM

Data in this report are provisional and subject to change.

The numbers in the table below represent the number of Florida and non-Florida residents for whom test results were received by the Department of Health. A person can be tested by more than one laboratory and can have both positive and negative results. **Therefore, the sum of the numbers in each column will be larger than the total number of people tested.**

Reporting lab	Inconclusive	Negative	Positive	Percent positive	Total
MARION PEDIATRICS PA		19	5	21%	24
ATLAN		21	3	13%	24
WESTMINSTER WOODS ON JULINGTON CREEK		22	2	8%	24
GULFSIDE HOSPICE INC		21	3	13%	24
Kindred Hospital South Florida Hollywood SNU		23	1	4%	24
NEW JERSEY		22	1	4%	23
M&V SAN JOSE MEDICAL CENTER			23	100%	23
EGL GENETIC DIAGNOSTICS		1	22	96%	23
ADVENTHEALTH MEDICAL GROUP FAMILY MEDICINE		22	1	4%	23
BROOKDALE UNIVERSITY HOSPITAL		22	1	4%	23
CHILDREN'S MEDICAL CENTER			23	100%	23
SUMMIT MEDICAL GROUP - 75 E NORTHFIELD		21	2	9%	23
STATE LAB		2	21	91%	23
PINELLAS INTERNAL MEDICINE ASSOCIATES		22	1	4%	23
FINLAY C. LABORATORY		3	20	87%	23
AVOW HOSPICE INC		23			23
BRADFORD COUNTY HEALTH DEPARTMENT		22	1	4%	23
PALMS, THE		23			23
COLONY CARE CENTER		14	9	39%	23
FLORIDA PEDIATRIC GROUP PA		19	4	17%	23
CHIPOLA MEDICAL ASSOCIATES		4	19	83%	23
Bon Secours Maria Manor		18	5	22%	23
SOUTHEASTERN OUTPATIENT SURGERY CENTER		22	1	4%	23
NOBLE SENIOR LIVING		3	20	87%	23
DCH REGIONAL MEDICAL CENTER LABORATORY		22	1	4%	23
AMMON ANALYTICAL LABORATORIES		20	3	13%	23
WUESTHOFF MEDICAL CENTER-MELBOURNE			23	100%	23
UNIVERSITY HILLS HEALTH AND REHABILITATION CENTER		18	5	22%	23
Summit Medical Group Westfield Lab		20	3	13%	23
SUMTER PEDIATRICS		21	2	9%	23
ISLAND COAST PEDIATRICS PA		22	1	4%	23
BARBARA O'REILLY MD PA		22	1	4%	23
ORANGE PEDIATRICS			23	100%	23
MED PLUS FLORENCE		19	4	17%	23
UF HEALTH NORTH JACKSONVILLE			23	100%	23
BROOKWOOD BAPTIST MEDICAL CENTER		22	1	4%	23
WELL-BEING MEDICAL CENTER PLLC		20	3	13%	23
OAKMONTE VILLAGE		22	1	4%	23
CORAL HOUSE ASSISTED LIVING COMMUNITY LLC		23			23
JOSEF SCHENKER MD PC		23			23
SUNQUEST		3	20	87%	23
HEALTH MED CENTERS		23			23
RESIDENCE AT BAY VUE		22	1	4%	23
ALAN A SMITH MD LLC		22	1	4%	23
PARK WEST MEDICAL CENTER		22	1	4%	23
MADISON COUNTY MEMORIAL HOSP		12	11	48%	23
CENTRAL FLORIDA HEALTH CARE INC		2	20	91%	22

COVID-19: testing by laboratory

Data through Feb 2, 2021 verified as of Feb 3, 2021 at 09:25 AM

Data in this report are provisional and subject to change.

The numbers in the table below represent the number of Florida and non-Florida residents for whom test results were received by the Department of Health. A person can be tested by more than one laboratory and can have both positive and negative results. **Therefore, the sum of the numbers in each column will be larger than the total number of people tested.**

Reporting lab	Inconclusive	Negative	Positive	Percent positive	Total
MOBILE DIVISION LABORATORY		7	15	68%	22
FLORIDA PEDIATRICS		6	16	73%	22
EBEIDS MD PEDIATRICS		19	3	14%	22
COASTAL SKIN SURGERY AND DERMATOLOGY		15	7	32%	22
GOOD SAMARITAN HOSPITAL LABORATORY		19	3	14%	22
DIACARTA INC.		22			22
G & R HEALTH MART PHARMACY		17	5	23%	22
PRIME CARE ONE LLC/HARBORCHASE OF VENICE			22	100%	22
RESIDENTIAL PLAZA AT BLUE LAGOON INC		20	2	9%	22
ROCKLEDEGE REGIONAL MEDICAL CENTER		17	5	23%	22
CAREHERE LAKE SCHOOLS EMPLOYEE HEALTH CENTER		15	7	32%	22
ELAN SPANISH SPRINGS		4	18	82%	22
MIGUEL E TREVINO MD PA		19	3	14%	22
SUNSHINE ASSISTED LIVING		22			22
MAYO CLINIC JACKSONVILLE		1	21	95%	22
AESTHETIC ENHANCEMENTS		22			22
APOLLO SURGERY CENTER		20	2	9%	22
LAKEVIEW HEALTH CARE SYSTEMS		8	14	64%	22
SEAGRASS VILLAGE			22	100%	22
FIRST CHOICE PEDIATRICS LOOP		20	2	9%	22
HUNT CLUB PEDIATRIC ASSOCIATES LLC		19	3	14%	22
URGENT CARE USA			22	100%	22
STEWARD MEDICAL GROUP INC			22	100%	22
CHILDRENS MEDICAL CENTER			22	100%	22
UHEALTH AT FISHER ISLAND			22	100%	22
FORT CAROLINE GARDENS, INC		20	2	9%	22
MINUTE CLINIC DIAGNOSTIC OF SC, LLC #75		21	1	5%	22
BENTLEY VILLAGE II		13	9	41%	22
SARASOTA MEMORIAL NURSING & REHABILITATION CTR		22			22
VIP WALK IN CLINIC		10	12	55%	22
TEN HEALTHCARE		6	16	73%	22
MARTHA'S HOUSE & ASSISTED LIVING FACILITY		21			21
BAPTIST PRIMARY BLACK CREEK SOUTH			21	100%	21
ADVENT HEALTH EXPRESS		9	12	57%	21
ASSISTED LIVING OF BROWARD		21			21
BIG BEND CARES, INC		17	4	19%	21
ENGLEWOOD HOSPITAL AND MEDICAL CENTER		17	4	19%	21
CERON PEDIATRICS & INTEGRATIVE MEDICIN		21			21
MINUTECLINIC DIAGNOSTIC OF MICHIGAN		19	2	10%	21
PALMETTO PEDIATRICS			21	100%	21
TIFFANY LAKE CARE CENTERS INC		21			21
NOVANT HEALTH		15	6	29%	21
MINUTECLINIC, LLC #08366		16	5	24%	21
FLORIDA HOSPITAL LABS		11	10	48%	21
VIRTUA		17	4	19%	21
HUNTINGTON STATION URGENT CARE		20	1	5%	21
MD BEAUTY LABS, PA		20	1	5%	21

COVID-19: testing by laboratory

Data through Feb 2, 2021 verified as of Feb 3, 2021 at 09:25 AM

Data in this report are provisional and subject to change.

The numbers in the table below represent the number of Florida and non-Florida residents for whom test results were received by the Department of Health. A person can be tested by more than one laboratory and can have both positive and negative results. **Therefore, the sum of the numbers in each column will be larger than the total number of people tested.**

Reporting lab	Inconclusive	Negative	Positive	Percent positive	Total
LIFE CARE CENTER OF JACKSONVILLE			21	100%	21
IMA MEDICAL CENTER		9	12	57%	21
LONG BEACH URGENT CARE		21			21
THE TRADITION OF THE PALM BEACHES		20	1	5%	21
PHYSICIANS CARE		18	3	14%	21
DOT DOC SARASOTA		19	2	10%	21
CLINICAL PATHOLOGY LABORATORIES SOUTHEAST			21	100%	21
OLIVE BRANCH HEALTH AND REHABILITATION CENTER			21	100%	21
ROCKLEDGE FAMILY HEALTH			21	100%	21
ADVENTHEALTH MEDICAL GROUP FAMILY & INTERNAL		9	12	57%	21
PATHGROUP			21	100%	21
ALWAYS BEST CARE SENIOR SERVICES		19	2	10%	21
MINUTECLINIC DIAGNOSTIC OF NORTH CAROLINA		21			21
CARENOW - DOWNTOWN NORTH GULCH		21			21
PHYSICIANS STAT		2	19	90%	21
LANDMARK HOSPITAL SOUTHWEST FLORIDA LLC		20	1	5%	21
ST JUDE CHILDRENS RESEARCH HOSPITAL		21			21
CARESPOT		1	20	95%	21
PULSE MEDICAL GROUP INC			21	100%	21
UPMC CHAUTAUQUA AT WCA LABORATORY		20	1	5%	21
LAKE COUNTY SCHOOLS EMPLOYEE HEALTH CENTER		14	7	33%	21
ARDEN COURTS OF WINTER SPRINGS		18	3	14%	21
NAPHCARE, INC.		11	10	48%	21
GLEN COVE HOSPITAL		21			21
81ST MEDICAL GROUP			21	100%	21
ISLAMORADA VILLAGE OF ISLANDS FIRE RESCUE		20	1	5%	21
INTERNATIONAL MEDICAL LABORATORY INC		21			21
CCS - BROWARD COUNTY JAIL		21			21
CONNECTDX		6	15	71%	21
GREEN GABLES ASSISTED LIVING FACILITY		21			21
CANTON-POTSDAM HOSPITAL LABORATORY		21			21
SOUTHCOR LABORATORY		2	18	90%	20
REDITUS LABORATORIES			20	100%	20
SOUTH FLORIDA DIALYSIS CENTER		8	12	60%	20
MINUTECLINIC, LLC		16	4	20%	20
SHORE MEMORIAL HOSPITAL		17	3	15%	20
CAPE CORAL HOSPITAL ABG LABORATORY		10	10	50%	20
ROBERT H JENKINS JR VETERANS' DOMICILIARY HOME OF		17	3	15%	20
SOUTH CAROLINA DEPARTMENT OF HEALTH			20	100%	20
HENDRY REGIONAL CORPORATE HEALTH			20	100%	20
TGH MEDICAL GROUP LABORATORY CARROLLWOOD			20	100%	20
RAINBOW PEDIATRICS		1	19	95%	20
GERALD J KIVETT MD		18	2	10%	20
BEST MEDICAL CENTER		11	9	45%	20
KIVA AT CANTERBURY, LLC		20			20
POINT OF CARE CLINICS PRIMARY CARE		20			20
FAMILY AND INTERNAL MEDICINE AT AVALON PARK		17	3	15%	20

COVID-19: testing by laboratory

Data through Feb 2, 2021 verified as of Feb 3, 2021 at 09:25 AM

Data in this report are provisional and subject to change.

The numbers in the table below represent the number of Florida and non-Florida residents for whom test results were received by the Department of Health. A person can be tested by more than one laboratory and can have both positive and negative results. **Therefore, the sum of the numbers in each column will be larger than the total number of people tested.**

Reporting lab	Inconclusive	Negative	Positive	Percent positive	Total
APOLLO HEALTH & REHABILITATION		15	5	25%	20
ESTATES MEDICAL CENTER		12	8	40%	20
PINES NURSING HOME		19	1	5%	20
HALIFAX HEALTH URGENT CARE		3	17	85%	20
MORNINGSIDE MANOR & VILLA ADULT CARE C		20			20
MARYLAND DEPARTMENT OF HEALTH			20	100%	20
LAKE WORTH MANOR		19	1	5%	20
AMELIA ASSISTED LIVING FACILITY		20			20
FORT SANDERS REGIONAL LABORATORY		20			20
HEALTHY MINORS, LLC.		20			20
MAGNOLIA PEDIATRICS		2	18	90%	20
PALMS MEDICAL GROUP - LAKE CITY WEST		3	17	85%	20
HARBOUR ISLAND PEDIATRICS		12	8	40%	20
SOMA MEDICAL CENTER PA #3			20	100%	20
CL BRUMBACK PRIMARY CARE CLINIC LANTANA		2	18	90%	20
BETHESDA HEALTH PHYSICIAN GROUP INC			20	100%	20
AHEC CLINIC		1	19	95%	20
MID FLORIDA PATHOLOGY LLC		19	1	5%	20
DALE MEDICAL CENTER		15	5	25%	20
JUPITER MEDICAL CENTER PHYSICIANS GROUP, INC		18	2	10%	20
GROWING TOGETHER PEDIATRICS, LLC		16	4	20%	20
PONCE PLAZA NURSING & REHAB CENTER		4	16	80%	20
BAY PEDIATRICS PA		18	2	10%	20
CARESPOT OF NOCATEE		1	19	95%	20
MEDICAL EXPRESS CORP		18	2	10%	20
LONG TERM CARE OF GULF BREEZE LLC		17	3	15%	20
OCOE PEDIATRICS		16	4	20%	20
COLORADO DEPARTMENT OF PUBLIC HEALTH AND ENVIRONMENT			20	100%	20
PROFESSIONAL PARK PEDIATRICS PA			19	100%	19
JEFFERSON K-12, A SOMERSET SCHOOL- CLINIC		16	3	16%	19
BAYVIEW MEDICAL		19			19
NANO HEALTH ASSOCIATES LLC		19			19
BUREAU OF PUBLIC HEALTH	1	1	17	89%	19
HOWARD BEACH URGENT CARE		19			19
ROADS PEDIATRICS,LLC		17	2	11%	19
UNIV OF NORTH ALABAMA HEALTH CENTER		18	1	5%	19
ROSLYN URGENT CARE		19			19
LAB INTERMARKET FACILITY LAB		1	18	95%	19
NO NAME		8	11	58%	19
ESOTERIX GENETIC LABORATORIES		16	3	16%	19
NEWYORK-PRESBYTERIAN/ LAWRENCE HOSPITAL LABORATORY		17	2	11%	19
GOOD SAMARITAN SOCIETY OF DAYTONA		16	3	16%	19
PRIMECARE OF DOTHAN-DALEVILLE CLINIC		14	5	26%	19
MEDEXPRESS - BLOOMIN BRANDS		4	15	79%	19
OHIO CVS STORES, LLC DBA		17	2	11%	19
INTEGRATED REGIONAL LABORATORIES - LARGO			19	100%	19
FLORIDA COMMUNITY HEALTH CENTER OF ST. LUCIE		1	18	95%	19

COVID-19: testing by laboratory

Data through Feb 2, 2021 verified as of Feb 3, 2021 at 09:25 AM

Data in this report are provisional and subject to change.

The numbers in the table below represent the number of Florida and non-Florida residents for whom test results were received by the Department of Health. A person can be tested by more than one laboratory and can have both positive and negative results. **Therefore, the sum of the numbers in each column will be larger than the total number of people tested.**

Reporting lab	Inconclusive	Negative	Positive	Percent positive	Total
TOTAL ACCESS URGENT CARE			19	100%	19
FLORIDA ENDOSCOPY & SURGERY CTR LLC		19			19
Salerno Bay Health & Rehabilitation Center		13	6	32%	19
SUNLIFE PHARMACY		19			19
ROYAL PALM MEDICAL GROUP, INC		19			19
KRYSTAL BAY NURSING AND REHABILITATION		15	4	21%	19
MED HEALTH SERVICES		18	1	5%	19
SEVEN RIVERS REGIONAL MEDICAL CENTER		5	14	74%	19
DEPT OF VA MED CENTE-WEST PALM BEACH			19	100%	19
BROOKDALE MANDARIN CENTRAL		6	13	68%	19
MEDEXPRESS URGENT CARE - BLOOMINGTON		16	3	16%	19
SOLE HEALTH LLC		19			19
MIRIMUS CLINICAL LABS		8	11	58%	19
STONE WASH CLINICAL LABORATORIES		2	17	89%	19
OPTUMCARE SOUTH FLORIDA, LLC		14	5	26%	19
SONATA BOYNTON BEACH		17	2	11%	19
MONROE COUNTY DETENTION CENTER			19	100%	19
ISLAND LAKE CENTER		4	15	79%	19
Gulf Shore Care Center		14	4	22%	18
LIGHTHOUSE PEDIATRICS OF NAPLES		14	4	22%	18
WALGREENS COVID-19		14	4	22%	18
HARTFORD HOSPITAL ANCILLARY LAB		17	1	6%	18
ADIRONDACK MEDICAL CENTER		18			18
NEW YORK PRESBYTERIAN - ALLEN HOSPITAL		18			18
ROCKLAND URGENT CARE FAMILY HEALTH NP		18			18
REGENCY SQUARE MALL - SEARS		3	15	83%	18
MOORINGS PARK OAKSTONE AT GREY OAKS		17	1	6%	18
TPCA CLINICAL LABORATORIES		15	3	17%	18
COMMONWEALTH OF MASSACHUSETTS			18	100%	18
MORRIS PARK URGENT CARE		15	3	17%	18
MICHELLE S PAGE MD PA		18			18
JACKSON NORTH MEDICAL CENTER		2	16	89%	18
MCWHORTER SCHOOL OF PHARMACY		18			18
HUNT CLUB MEDICAL		13	5	28%	18
DEPT OF VA MEDICAL CENTER - BAY PINES			18	100%	18
CLERMONT ADVENTHEALTH CENTRA CARE			18	100%	18
BOZEMAN HEALTH DEACONESS HOSPITAL		13	5	28%	18
ADVENT HEALTH MEDICAL GROUP- FAMILY MEDICINE AT DR. PHILIPS		13	5	28%	18
TOTAL RENAL LABORATORIES INC		13	5	28%	18
MADISON CORE LABORATORIES		17	1	6%	18
Clearwater Center		8	10	56%	18
ASURANCE SCIENTIFIC LABORATORIES		18			18
CARDIOLOGY AND MEDICINE ASSOCIATES INC		18			18
NORTH PINELLAS CHILDRENS MEDICAL CENTER			18	100%	18
TENNESSEE DEPARTMENT OF HEALTH		14	4	22%	18
MINUTE CLINIC DIAGNOSTIC OF VIRGINIA		14	4	22%	18
UAH STUDENT HEALTH CENTER		12	6	33%	18

COVID-19: testing by laboratory

Data through Feb 2, 2021 verified as of Feb 3, 2021 at 09:25 AM

Data in this report are provisional and subject to change.

The numbers in the table below represent the number of Florida and non-Florida residents for whom test results were received by the Department of Health. A person can be tested by more than one laboratory and can have both positive and negative results. **Therefore, the sum of the numbers in each column will be larger than the total number of people tested.**

Reporting lab	Inconclusive	Negative	Positive	Percent positive	Total
AURORA DIAGNOSTICS		6	12	67%	18
UM MILLER SCHOOL OF MEDICINE			18	100%	18
DAVID LAWRENCE CENTER		15	3	17%	18
HOLIDAY MEDICAL ASSOCIATES		1	17	94%	18
TIMBERLANE LODGE ALF	1	10	7	39%	18
FAMILY CARE CYPRESS CREEK		1	17	94%	18
MARQUES PEDIATRICS			18	100%	18
MARATHON HEALTH FOR LIFE		16	2	11%	18
JUPITER MEDICAL CENTER			18	100%	18
MD NOW MEDICAL CENTERS INC		1	17	94%	18
Sovereign Laboratory Services, LLC		16	2	11%	18
KIVA AT CANTERBURY		1	17	94%	18
XPRESS WELLNESS URGENT CARE			18	100%	18
RAINBOW PEDIATRIC CENTER		2	16	89%	18
COASTAL FAMILY PRACTICE		10	8	44%	18
GENERAL INTERNAL MEDICINE MEDICAL CTR CLINIC		13	5	28%	18
CENTERPLACE HEALTH		2	16	89%	18
LAKE INTERNAL MEDICINE ASSOCIATES PA		14	4	22%	18
MARION COUNTY HEALTH DEPARTMENT		17	1	6%	18
WINSHIPS PHARMACY INC		17			17
UVMCM MICROBIOLOGY		16	1	6%	17
ST ELIZABETH MEDICAL CENTER LABORATORY		16	1	6%	17
HELIX DIAGNOSTICS			17	100%	17
COAST MED URGENT CARE		16	1	6%	17
LAKE CO EMPLOYEE HEALTH AND WELLNESS CENTER		15	2	12%	17
ROWLETT MIDDLE ACADEMY		15	2	12%	17
JUST FOR KIDS PEDIATRICS		5	12	71%	17
RESOLVE MOLECULAR DIAGNOSTICS		13	4	24%	17
COOPER HEALTHCARE		17			17
CLEARWATER EMPLOYEE HEALTH CLINIC		4	13	76%	17
CARILLON SPORTS AND FAMILY MEDICINE		13	4	24%	17
PINELLAS 1 HOME HEALTH CARE CORP		17			17
FUNGAL REFERENCE LABORATORY		12	5	29%	17
CVS MINUTE CLINIC DIAGNOSTIC OF NORTH CAROL		13	4	24%	17
GENTIVA HEALTH SERVICES		15	2	12%	17
TENDER CARE ALF		17			17
DIEGO FALLON MD PA		6	11	65%	17
MINIMALLY INVASIVE VASCULAR INC		15	2	12%	17
URGENT CARE AT LONGWOOD			17	100%	17
TEXAS DEPARTMENT OF STATE HEALTH SERVICES		3	14	82%	17
BAYCARE MEDICAL GROUP INC			17	100%	17
THE CANOPY AT HARPER LAKE	1		16	94%	17
MARCO DRUGS AND COMPOUNDING		13	4	24%	17
MID-FLORIDA PATHOLOGY, LLC		12	5	29%	17
WELLINGTON FAMILY PRACTICE		13	4	24%	17
GRAND LIVING AT LAKEWOOD RANCH		17			17
URGENT CARE WEST CLINIC		14	3	18%	17

COVID-19: testing by laboratory

Data through Feb 2, 2021 verified as of Feb 3, 2021 at 09:25 AM

Data in this report are provisional and subject to change.

The numbers in the table below represent the number of Florida and non-Florida residents for whom test results were received by the Department of Health. A person can be tested by more than one laboratory and can have both positive and negative results. **Therefore, the sum of the numbers in each column will be larger than the total number of people tested.**

Reporting lab	Inconclusive	Negative	Positive	Percent positive	Total
HEALTHCARE NOW			17	100%	17
Z UROLOGY		17			17
ALL PEDIATRIC CARE			17	100%	17
BRIDGEWAY HEALTH CLINICS INC			17	100%	17
ST VINCENT'S EAST		16	1	6%	17
ERIC C MARSHAL MD, PC DBA MINUTECLINIC		16	1	6%	17
ST. JUDES LABORATORIES		12	5	29%	17
JESSIE TRICE COMMUNITY HEALTH SYSTEM, INC		1	16	94%	17
BROOKDALE ST AUGUSTINE			17	100%	17
WELLMED AT LAKE COPELAND		11	6	35%	17
WINTER PARK FAMILY PRACTICE LLC		17			17
VALLEY IMMEDIATE CARE		15	2	12%	17
WALGREEN EASTERN CO, INC		17			17
BHA CENTRAL COUNTY CLINIC		1	16	94%	17
BIOREFERENCE LABORATORIES INC		3	14	82%	17
BAY BREEZE HEALTH AND REHABILITATION CENTER		9	8	47%	17
ASCENSION ST VINCENT'S PRIMARY CARE			17	100%	17
EP MEDICAL EQUIPMENT PHARMACY		16	1	6%	17
CONSOLIDATED LAB SERVICES		8	9	53%	17
MICHAEL A VENAZIO MD		15	2	12%	17
CONCORD LIFE SCIENCES LLC		3	14	82%	17
HOLLISMED LLC		15	1	6%	16
MINUTECLINIC DIAGNOSTIC PA		15	1	6%	16
INTERNAL MEDICINE ASSOCIATES & SPECIALTIES INC		15	1	6%	16
DARDEN WELLNESS CENTER		13	3	19%	16
ODYSSEY HEALTHCARE OF MARION COUNTY, LLC		15	1	6%	16
SRMC AVALON		9	7	44%	16
MASSACHUSETTS GENERAL HOSPITAL		1	15	94%	16
JOSEPH MIGNOGNA		13	3	19%	16
HEALTH CENTRAL HOSPITAL			16	100%	16
CIGNA PBSO WEST PALM			16	100%	16
LOVING CARE OF THE TREASURE COAST LLC	1	10	5	31%	16
Citymd Of Lacey		14	2	13%	16
PRO HEALTH FAMILY PHYSICIANS, NYSTROM		16			16
MAITLAND PRIMARY CARE		9	7	44%	16
BONIFAY NURSING AND REHABILITATION CENTER			16	100%	16
XERA MED RESEARCH			16	100%	16
MINUTECLINIC DIAGNOSTIC OF NORTH CAROLINA PC		14	2	13%	16
ROBERT WOOD JOHNSON UNIVERSITY HOSP		14	2	13%	16
ST AUGUSTINE PLANTATION		1	15	94%	16
NOVANT HEALTH GOHEALTH URGENT CARE-HARRISBURG		8	8	50%	16
CRUCIAL CARE		10	6	38%	16
ST CATHERINE OF SIENA HOSPITAL		14	2	13%	16
OKEECHOBEE HEALTHCARE FACILITY			16	100%	16
ALL FLORIDA FAMILY & SPORTS MEDICINE		15	1	6%	16
GUARDANT HEALTH		11	5	31%	16
BAYFRONT HMA CONVENIENT CARE, LLC		2	14	88%	16

COVID-19: testing by laboratory

Data through Feb 2, 2021 verified as of Feb 3, 2021 at 09:25 AM

Data in this report are provisional and subject to change.

The numbers in the table below represent the number of Florida and non-Florida residents for whom test results were received by the Department of Health. A person can be tested by more than one laboratory and can have both positive and negative results. **Therefore, the sum of the numbers in each column will be larger than the total number of people tested.**

Reporting lab	Inconclusive	Negative	Positive	Percent positive	Total
Wesley Place on Honeysuckle		14	2	13%	16
Lab MSMC Hialeah			16	100%	16
CAREHERE- LCS LEESBURG			16	100%	16
ADVENT HEALTH - ZEPHYRHILLS			16	100%	16
GRACE MEDICAL HOME		12	4	25%	16
MD PLUS URGENT CARE, LLC			16	100%	16
FREEDOM SQUARE NURSING CENTER□		8	8	50%	16
FAST TRACK URGENT CARE CENTER - TYRONE			16	100%	16
SHELBY BAPTIST MEDICAL CENTER		11	5	31%	16
REHAB AND HEALTHCARE CENTER OF CAPE CORAL		16			16
49D2045214PHYSICIAN OFFICE WAIVER MEDEXPRESS URGENT CARE - HARRISONBU		7	9	56%	16
URGENT CARE CLINIC OF LINCOLN		14	2	13%	16
REGENEXX TAMPA BAY		14	2	13%	16
PROMEDICA LABORATORIES		11	5	31%	16
ARCPOINT LABS OF WEST PALM BEACH			16	100%	16
PANAMA CITY VITAS HOSPICE		16			16
MEDEXPRESS URGENT CARE LEWISBURG		15	1	6%	16
MIRIMUS INC		1	15	94%	16
BROOKDALE BRANDON	1	15			16
D W MCMILLAN MEMORIAL HOSPITAL		6	10	63%	16
MILLENNIUM PHYSICIAN GRP LLC NAPLES PINE RIDGE			16	100%	16
MINUTECLINIC DIAGNOSTIC OF ILLINOIS L		14	2	13%	16
Ocala Oaks Rehabilitation Center		11	5	31%	16
TOTTENVILLE CIRCLE URGENT CARE		16			16
OSCEOLA ALF OPERATOR, LLC DBA□		16			16
DIXIE COUNTY HEALTH DEPARTMENT		10	6	38%	16
ALBIBI		1	15	94%	16
BARTON FAMILY PRACTICE		8	8	50%	16
CENTRAL FLORIDA PEDIATRIC URGENT CARE LLC		14	2	13%	16
WELLMED AT PLANT CITY		9	7	44%	16
BAPTIST MEDICAL CENTER EAST		11	4	27%	15
GLEN OAKS URGENT CARE		15			15
EAR NOSE & THROAT ASSOCIATES OF MANATEE PA		15			15
HOLLEY-NAVARRE MEDICAL CLINIC		5	10	67%	15
FAMILY CARE CENTER OF ARLINGTON		10	5	33%	15
ST LUCIE COUNTY JAIL		9	6	40%	15
ORLANDO HEALTH		2	13	87%	15
FLORIDA DEPARTMENT OF HEALTH IN HILLSBOROUGH COUNTY		1	14	93%	15
EASTLAKE PEDIATRICS - TRINITY		15			15
MEADOWCREST MOLECULAR DIAGNOSTICS, LLC			15	100%	15
MINUTE CLINIC DIAGNOSTIC OF NEW JERSEY		15			15
CHARLOTTE CHD PORT CHARLOTTE		12	3	20%	15
PATHLINE			15	100%	15
NORTHWEST FLORIDA SLEEP		1	14	93%	15
GRAND VILLA OF ST. PETERSBURG		13	2	13%	15
JOSEPH SCHENKER MD PC DBA CENTERS URGENT		13	2	13%	15
CLEVELAND CLINIC FLORIDA		1	14	93%	15

COVID-19: testing by laboratory

Data through Feb 2, 2021 verified as of Feb 3, 2021 at 09:25 AM

Data in this report are provisional and subject to change.

The numbers in the table below represent the number of Florida and non-Florida residents for whom test results were received by the Department of Health. A person can be tested by more than one laboratory and can have both positive and negative results. **Therefore, the sum of the numbers in each column will be larger than the total number of people tested.**

Reporting lab	Inconclusive	Negative	Positive	Percent positive	Total
EXPRESS FAMILY CARE LLC			15	100%	15
CENTER ONE SURGERY CENTER		11	4	27%	15
BLOUNT MEMORIAL HOSPITAL		13	2	13%	15
SOUTH CAROLINA DEPT OF HEALTH AND ENVIRONMENT CONTROL		2	13	87%	15
GRAND VILLA OF DELAND		11	4	27%	15
NASSAU COUNTY JAIL		14	1	7%	15
Astoria Health and Rehab		15			15
BAYCARE HEALTH SYSTEMS, LLC			15	100%	15
AJU GEORGE MD PA			15	100%	15
BAPTIST MEMORIAL HEALTH CARE		13	2	13%	15
ALAN SERURE MD		15			15
CARESPOT EXPRESS HEALTHCARE			15	100%	15
HILA BECKERMAN MD LLC		14	1	7%	15
OCEANSIDE URGENT CARE		15			15
TELEVISIT MALABAR PEDIATRICS		5	10	67%	15
UTAH DEPARTMENT OF HEALTH			15	100%	15
FLORIDA HOSPITAL WINTER GARDEN		13	2	13%	15
MULBERRY'S MOBILE PROVIDER SERVICES LLC		1	14	93%	15
PRATTVILLE BAPTIST HOSPITAL		12	3	20%	15
MINUTECLINIC DIAGNOSTIC OF TN PC #378		14	1	7%	15
BESSENT ROAD GROUP HOME		15			15
MINUTECLINIC, LLC, DBA MINUTECLINIC #5		12	3	20%	15
SINAI HOSPITAL OF BALTIMORE		15			15
HODGES CLUSTER		2	13	87%	15
MILTON 4707		15			15
TRINITY MEDICAL ASSOCIATES LLC			15	100%	15
NEW YORK METHODIST HOSPITAL		13	2	13%	15
BOCA SIMON LAB		1	14	93%	15
GRAND VILLA OF ALTAMONTE SPRINGS		8	7	47%	15
FLUSHING HOSPITAL MEDICAL CENTER		12	3	20%	15
BVL PEDIATRICS		14	1	7%	15
COLLEGE POINT URGENT CARE		13	2	13%	15
DIATHERIX		13	2	13%	15
STARLING AT NOCATEE			15	100%	15
BAYLOR GENETICS		6	9	60%	15
Consulate Health Care of Jacksonville			14	100%	14
PBC FIREFIGHTER BENEFIT FUND WELLNESS CENTER		1	13	93%	14
INDIANA STATE DEPARTMENT OF HEALTH		1	13	93%	14
MEDEMERGE		13	1	7%	14
POLK CHD BARTOW		13	1	7%	14
FORT HAMILTON URGENT CARE		14			14
ASTORIA HEALTH AND REHABILITATION CENTER		13	1	7%	14
BOCA SIMON		2	12	86%	14
MINUTECLINIC DIAGNOSTIC OF PENNSYLVANI		14			14
INN AT LAKE SEMINOLE SQUARE, THE		14			14
UC HEALTH UNIVERSITY HOSPITAL		11	3	21%	14
AUBURN COMMUNITY HOSPITAL		12	2	14%	14

COVID-19: testing by laboratory

Data through Feb 2, 2021 verified as of Feb 3, 2021 at 09:25 AM

Data in this report are provisional and subject to change.

The numbers in the table below represent the number of Florida and non-Florida residents for whom test results were received by the Department of Health. A person can be tested by more than one laboratory and can have both positive and negative results. **Therefore, the sum of the numbers in each column will be larger than the total number of people tested.**

Reporting lab	Inconclusive	Negative	Positive	Percent positive	Total
CARE HERE		1	13	93%	14
CORE LABORATORY		1	13	93%	14
Terrace of Jacksonville			14	100%	14
ST JOSEPH HOSPITAL		13	1	7%	14
MACKOUL PEDIATRICS FORT MYERS			14	100%	14
NORTHWESTERN MEMORIAL HOSPITAL			14	100%	14
MINUTECLINIC DIAGNOSTIC MEDICAL GROUP		13	1	7%	14
CUSTEAD CARE CENTER HAVEN HOSPICE		12	2	14%	14
MINUTECLINIC DIAGNOSTICS MEDICAL GROUP		13	1	7%	14
HEALTHFIRST ADVENT HEALTH CENTRA CARE COCOA BEACH			14	100%	14
WALK IN URGENT CARE			14	100%	14
Belleair Healthcare Center		8	6	43%	14
ST CLOUD MEDICAL GROUP		12	2	14%	14
MINUTECLINIC DIAGNOSTIC OF SOUTH CAROL		12	2	14%	14
URGENT TEAM		11	3	21%	14
STATEN ISLAND UNIVERSITY HOSPITAL		13	1	7%	14
AIR, LAND & SEA PHYSICALS & CONSULTATIONS, LLC		13	1	7%	14
BREVARD HEALTH ALLIANCE INC, THE		9	5	36%	14
CARE CENTERS OF NASSAU, LLC - HENDRICKS RD		14			14
SIGMUND LABS LLC		14			14
BASSETTI MEDICAL RESEARCH INC		11	3	21%	14
FAMILY CARE			14	100%	14
EPIPHANY HEALTH		8	6	43%	14
SOUTHEASTERN UNIVERSITY INC		14			14
MINUTECLINIC MINUTECLINIC #8746		14			14
OPIS ISLAND LAKE CENTER		13	1	7%	14
The Evangelical Lutheran Good Samaritan Society		14			14
ARDEN COURTS OF PALM HARBOR			14	100%	14
SUNSHINE PEDIATRICS OF CENTRAL FLORIDA PL		12	2	14%	14
MEDEXPRESS URGENT CARE, MOON TOWNSHIP		13	1	7%	14
RIVERSIDE COTTAGES AT THE SHORES, LLC			14	100%	14
DOCTORS MEDICAL CENTER OF WALTON COUNTY CLINIC			14	100%	14
ALAN L MELOTEK MD		14			14
CLEVELAND CLINIC			14	100%	14
STATMED OCALA			14	100%	14
LAKELAND HILLS CENTER		7	7	50%	14
BASSETTI & ASSOCIATES, MD, PA			14	100%	14
BENTON HOUSE OF PORT ORANGE		8	6	43%	14
BITTINGS APOTHECARY INC		11	3	21%	14
ROSS MEDICAL GROUP			14	100%	14
BRYAN WHITFIELD MEMORIAL HOSPITAL		8	5	38%	13
BAYA URGENT CARE LLC		1	12	92%	13
PREMIER LABORATORY SERVICES, LLC		5	8	62%	13
PHELPS HOSPITAL LABORATORY		11	2	15%	13
ROCKLEDGE		3	10	77%	13
FORT WALTON BEACH DEVELOPMENTAL CENTER		12	1	8%	13
ESCAMBIA COMMUNITY CLINIC		2	11	85%	13

COVID-19: testing by laboratory

Data through Feb 2, 2021 verified as of Feb 3, 2021 at 09:25 AM

Data in this report are provisional and subject to change.

The numbers in the table below represent the number of Florida and non-Florida residents for whom test results were received by the Department of Health. A person can be tested by more than one laboratory and can have both positive and negative results. **Therefore, the sum of the numbers in each column will be larger than the total number of people tested.**

Reporting lab	Inconclusive	Negative	Positive	Percent positive	Total
SPRINGWOOD COURT		8	5	38%	13
MINUTECLINIC DIAGNOSTIC OF RHODE ISLAND, LLC #590		12	1	8%	13
BROOKLYN HOSPITAL CENTER DOWNTOWN CAMPUS		13			13
PARKWEST MEDICAL CENTER		11	2	15%	13
Sunnyside Care Center		13			13
LUCID DIAGNOSTICS LABS			13	100%	13
NORTHWEST FLORIDA ENT, PA		5	8	62%	13
MEDEXPRESS URGENT CARE - ROBINSON TWP, STEUBENVILLE PIKE		11	2	15%	13
MINUTECLINIC DIAGNOSTIC OF TN, PC 6438		11	2	15%	13
INTERMOUNTAIN CENTRAL LAB		1	12	92%	13
OPTIONS FOR SENIORS INC DBA PALM KREST MANOR		11	2	15%	13
ELTINGVILLE CIRCLE URGENT CARE		13			13
CLINICAL LABORATORY SERVICES			13	100%	13
FAMILY HEALTH CENTER			13	100%	13
MAINSTREET FAMILY SELECT		1	12	92%	13
MEADOWCREST FAMILY PHYSICIANS PA			13	100%	13
SOUTH NASSAU COMMUNITIES HOSPITAL		10	3	23%	13
CVS MINUTE CLINIC DIAGNOSTIC OF TEXAS LLC		10	3	23%	13
VILLA OF KINGS AND QUEENS OF DELRAY		13			13
ORANGE REGIONAL MEDICAL CENTER LABORATORY		10	3	23%	13
CAREATC			13	100%	13
COMMUNITY HEALTH OF SOUTH FLORIDA INC			13	100%	13
CROSS CARE CENTER			13	100%	13
A AND R RESEARCH GROUP LLC		10	3	23%	13
ADVENT HEALTH - WINTER HAVEN		7	6	46%	13
LAKE HOWARD HEIGHTS	1	11	1	8%	13
GLENBROOKE AT PALM BAY			13	100%	13
FLORIDA STATE HOSPITAL			13	100%	13
CRESTVIEW IMMEDIATE CARE LL			13	100%	13
MONTEFIORE ST LUKE'S CORNWALL HOSPITAL		10	3	23%	13
BROOKDALE DELAND			13	100%	13
PREMIUM HEALTH SERVICES OF TAMPA BAY LLC		9	4	31%	13
HUDSON VALLEY HOSPITAL CENTER LABORATORY		12	1	8%	13
MELBOURNE FAMILY PRACTICE		12	1	8%	13
IN-OFFICE LAB		12	1	8%	13
HORIZON MEDICAL GROUP		11	2	15%	13
SHELBY COUNTY HEALTH CARE CORPORATION		10	3	23%	13
ANYLABTESTNOW			13	100%	13
UNIVERSITY LAB			13	100%	13
DYNAMIC DNA LAB		1	12	92%	13
UNIVERSITY HOSPITAL UC HEALTH		9	4	31%	13
MINUTECLINIC DIAGNOSTIC OF TN PC #566		11	2	15%	13
SOUTHEAST FAMILY HEALTHCARE CENTER			13	100%	13
LAKEWOOD RANCH MEDICAL CENTER CLINICAL LAB			13	100%	13
VALDOSTA FAMILY MEDICINE		1	12	92%	13
DAVITA DIALYSIS		4	9	69%	13
EAR NOSE AND THROAT ASSOCIATES OF MANATEE, P.A.		10	3	23%	13

COVID-19: testing by laboratory

Data through Feb 2, 2021 verified as of Feb 3, 2021 at 09:25 AM

Data in this report are provisional and subject to change.

The numbers in the table below represent the number of Florida and non-Florida residents for whom test results were received by the Department of Health. A person can be tested by more than one laboratory and can have both positive and negative results. **Therefore, the sum of the numbers in each column will be larger than the total number of people tested.**

Reporting lab	Inconclusive	Negative	Positive	Percent positive	Total
STAT MEDICAL CLINIC III INC		7	5	42%	12
SOUTHEASTERN LABORATORY			12	100%	12
MINUTECLINIC DIAGNOSTIC OF MICHIGAN PC		11	1	8%	12
TLC FAMILY CARE HOME INC		12			12
APPLE DIAGNOSTICS LAB		5	7	58%	12
CARENOW URGENT CARE-BRENTWOOD		8	4	33%	12
BIGGERS FAMILY MEDICINE PA		11	1	8%	12
ORMOND MEDICAL ARTS		3	9	75%	12
MEDEXPRESS URGENT CARE - TIMBERLAKE		11	1	8%	12
TREASURE COAST URGENT CARE			12	100%	12
ADVENT HEALTH - KISSIMMEE		3	9	75%	12
Grand Villa of Deerfield Beach		10	2	17%	12
MI2297090CV HOLLAND-23D2189684		12			12
LEON CHD		12			12
FLORIDA DEPT OF HEALTH		4	8	67%	12
ORCHID COVE		2	10	83%	12
PROHEALTH CARE ASSOCIATES MOBILE		9	3	25%	12
METHODIST MEDICAL CENTER		9	3	25%	12
LIFE CARE OF PORT SAINT LUCIE		3	9	75%	12
COMPREHENSIVE CHILDCARE ASSOCIATES		8	4	33%	12
MINUTECLINIC, LLC, DBA MINUTECLINIC #2544		11	1	8%	12
GENEXPERT			12	100%	12
MC DIAGNOSTIC OF CONNECTICUT, PC #775		11	1	8%	12
NOVALIFE MEDSPA			12	100%	12
ACADIAN DIAGNOSTIC LABORATORIES		8	4	33%	12
IREPERTOIRE_MOL_LAB		12			12
BROWARD DIALYSIS			12	100%	12
HAVEN HOSPICE			12	100%	12
WOODHOUSE INC		12			12
Floral Health and Rehabilitation, LLC		11	1	8%	12
MERIDIAN AT WATERWAYS, THE		10	2	17%	12
LAB UNKNOWN		1	11	92%	12
FLORIDA PRESBYTERIAN HOMES INC		11	1	8%	12
PRIMARY CARE MEDICINE	1	10	1	8%	12
FHCP-PORT ORANGE		3	9	75%	12
SONORAN DESERT PATHOLOGY ASSOCIATES			12	100%	12
JOSEF SCHENKER MD PC DBA CENTERS URGENT		11	1	8%	12
BAY COUNTY HEALTH DEPARTMENT		10	2	17%	12
MI CASA DORADA ASSISTED LIVING FACILIT		12			12
INNOVATIVE RESEARCH OF WEST FLORIDA		9	3	25%	12
MINUTECLINIC #8699		9	3	25%	12
THE PLAZA AT PARKSQUARE		12			12
CALLAWAY CLINIC		7	5	42%	12
PANCARE HEALTH - WEWA ELEMENTARY			12	100%	12
WACO HHSSURGEWACO	1	10	1	8%	12
Lady Lake Specialty Care			12	100%	12
PBSO WEST PALM FAMILY PRACTICE		1	11	92%	12

COVID-19: testing by laboratory

Data through Feb 2, 2021 verified as of Feb 3, 2021 at 09:25 AM

Data in this report are provisional and subject to change.

The numbers in the table below represent the number of Florida and non-Florida residents for whom test results were received by the Department of Health. A person can be tested by more than one laboratory and can have both positive and negative results. **Therefore, the sum of the numbers in each column will be larger than the total number of people tested.**

Reporting lab	Inconclusive	Negative	Positive	Percent positive	Total
LONG ISLAND JEWISH VALLEY STREAM		12			12
CVS TN5639POCT FARRAGUT		10	2	17%	12
FAMILY MEDICINE AT LONGWOOD			12	100%	12
STEINHATCHEE DRUGS		9	3	25%	12
ST PETER'S UNIVERSITY HOSPITAL		9	3	25%	12
OHIO STATE UNIVERSITY MEDICAL CENTER			12	100%	12
NAPLES GREEN VILLAGE		12			12
ACCESS MEDICAL CENTER			12	100%	12
GLEN OAKS HEALTH AND REHABILITATION CENTER			12	100%	12
WORLD WRESTLING ENTERTAINMENT			12	100%	12
WOODLAND TOWERS		6	6	50%	12
SUMMIT ATLANTIC SURGERY CENTER		12			12
BAYCARE MEDICAL GROUP INC			12	100%	12
STEWART MELBOURNE HOSPITAL, INC	1		11	92%	12
VERITAS RESEARCH CORP			12	100%	12
MERCY MEDICAL CENTER		5	7	58%	12
TNC WALK IN CLINIC		9	3	25%	12
WALGREEN		4	8	67%	12
SUWANNEE COUNTY JAIL		11	1	8%	12
COMMUNITY HOME HEALTH CARE		11			11
WHITE-WILSON MEDICAL CENTER		11			11
GRACE WELLNESS CENTER		3	8	73%	11
CULINARY INSTITUTE OF AMERICA STUDENT	3	8			11
St Joseph's Hospital & Medical Center		10	1	9%	11
UNIVERSITY CENTRA CARE		10	1	9%	11
St. Annes Nursing Center, St. Annes Residence, Inc.		11			11
MAIN STREET MEDICAL CENTER OF CRESTVIEW PA		1	10	91%	11
GENESIS		7	4	36%	11
VIRTUA WEST JERSEY HOSPITAL VOORHEES		9	2	18%	11
BAPTIST PRIMARY CARE PONTE VEDRA		6	5	45%	11
DMH STEINHATCHEE FAMILY MEDICINE		8	3	27%	11
EMERALD COAST PEDIATRICS			11	100%	11
BROOKDALE CITRUS			11	100%	11
NATIONAL GENETICS INST LABCORP		4	7	64%	11
TROPICANA		5	6	55%	11
CCS - JOSEPH V CONTE		11			11
CARE FAST MURABELLA		7	4	36%	11
ADVENTHEALTH MEDICAL GROUP PULMONOLOGY		10	1	9%	11
ALCOVE ASSISTED LIVING FACILITY		11			11
CORNER OAK ESTATE LLC		11			11
ADVENTHEALTH MEDICAL GROUP CARE CLINIC AT		8	3	27%	11
MINUTECLINIC DIAGNOSTIC OF TN, PC 374		7	4	36%	11
PINELLAS COUNTY HEALTH DEPARTMENT		2	9	82%	11
THE TERRACE OF SAINT CLOUD		9	2	18%	11
MEDEXPRESS URGENT CARE-ALTOONA		9	2	18%	11
FAMILY PRACTICE ON THE GO		6	5	45%	11
SEMORAN FAMILY HEALTH LLC		10	1	9%	11

COVID-19: testing by laboratory

Data through Feb 2, 2021 verified as of Feb 3, 2021 at 09:25 AM

Data in this report are provisional and subject to change.

The numbers in the table below represent the number of Florida and non-Florida residents for whom test results were received by the Department of Health. A person can be tested by more than one laboratory and can have both positive and negative results. **Therefore, the sum of the numbers in each column will be larger than the total number of people tested.**

Reporting lab	Inconclusive	Negative	Positive	Percent positive	Total
CARLOS PORTU MD, PLLC			11	100%	11
MINUTECLINIC DIAGNOSTIC OF LOUISIANA		10	1	9%	11
MORTON PLANT MEASE			11	100%	11
WELLMED AT SOUTH PARSONS		9	2	18%	11
ORLANDO FAMILY MEDICINE		4	7	64%	11
AIM LABORATORIES			11	100%	11
UMHC/SYLVESTER AT KENDALL		1	10	91%	11
NIGHT LITE PEDIATRICS CENTER, LLC		1	10	91%	11
WATSON HEALTHCARE		8	3	27%	11
DESOTO HEALTH AND REHAB LLC		7	4	36%	11
REDMED CLINIC OF ARLINGTON		10	1	9%	11
TELEVISIT PALM BAY FAMILY PRACTICE		9	2	18%	11
BIOTECH CLINICAL LABORATORIES, INC.		1	10	91%	11
MEDICAL CENTER AFFILIATES WEST PALM			11	100%	11
PRIMECARE AT PORT ORANGE			11	100%	11
MOUNT DORA PEDIATRICS		9	2	18%	11
NORTHERN WESTCHESTER HOSPITAL LABORATORY		9	2	18%	11
ARNOT OGDEN MEDICAL CENTER LABORATORY		11			11
ELITE HOME HEALTH SERVICES		11			11
WINTER PARK CARE AND REHABILITATION			11	100%	11
FIRST CHOICE PEDIATRICS INC		10	1	9%	11
WANTAGH URGENT CARE		8	3	27%	11
PULSE & REMEDY LLC			11	100%	11
GUIDEWELL EMERGENCY MEDICINE DOCTORS LLC		2	9	82%	11
ST JOSEPHS HOSPITAL SOUTH HOSPITAL			11	100%	11
CARINGTON MANOR		11			11
FIRST CHOICE PEDIATRICS WINTER SPRINGS		10	1	9%	11
LEHIGH VALLEY HOSPITAL		3	8	73%	11
SENIOR HOME CARE INC		11			11
PRIMECARE ACQUISITION FAMILY PRACTICE INC		11			11
MHHS All Lab Subsection		11			11
BELLEVUE HOSPITAL CENTER DEPARTMENT		11			11
GADSDEN REGIONAL MEDICAL CENTER		11			11
JFK MEDICAL CENTER NORTH LAB		1	10	91%	11
QUOTIENT SCIENCES LABS LLC			11	100%	11
SAMARITAN MEDICAL CENTER		11			11
PALM BEACH PATHOLOGY		9	2	18%	11
AVENTURA HOSPITAL AND MEDICAL CENTER			11	100%	11
RPC@HODGES		2	8	80%	10
PANCARE HEALTH - VERNON ELEMENTARY			10	100%	10
CBC LAB		3	7	70%	10
MEDEX REGIONAL LABORATORIES LLC		1	9	90%	10
SOMA MEDICAL CENTER # 4		2	8	80%	10
MEYER PEDIATRICS CHTD		10			10
MEDEXPRESS URGENT CARE - LAFAYETTE		9	1	10%	10
URGENT CARE CENTER AT PINNACLE		4	6	60%	10
AMBRY GENETICS CORPORATION		10			10

COVID-19: testing by laboratory

Data through Feb 2, 2021 verified as of Feb 3, 2021 at 09:25 AM

Data in this report are provisional and subject to change.

The numbers in the table below represent the number of Florida and non-Florida residents for whom test results were received by the Department of Health. A person can be tested by more than one laboratory and can have both positive and negative results. **Therefore, the sum of the numbers in each column will be larger than the total number of people tested.**

Reporting lab	Inconclusive	Negative	Positive	Percent positive	Total
ADVENTIST HEALTH SYSTEM FLORIDA DEPT OF HEALTH		6	4	40%	10
PLYMOUTH HARBOR INCORPORATED		9	1	10%	10
NORTH OKALOOSA PHYSICIAN GROUP		10			10
WELLMED AT PORT ST LUCIE WEST		6	4	40%	10
MEDEXPRESS URGENT CARE CHARLESTON		6	4	40%	10
Hialeah Nursing And Rehabilitation Center		6	4	40%	10
MISSOURI DEPARTMENT OF HEALTH AND SENIOR SERVICES			10	100%	10
LAKE NONA MEDICAL SERVICES		3	7	70%	10
CARENOW URGENT CARE-WEST END		7	3	30%	10
GEORGE W FERGUSON MD-CONCIERGE MEDICAL SERVICES PL		9	1	10%	10
COVANCE CENTRAL LABORATORY			10	100%	10
KIDSVILLE PEDIATRICS			10	100%	10
ADVENTHEALTH MEDICAL GROUP		9	1	10%	10
MED LABS DIAGNOSTICS		5	5	50%	10
Hackensack Umc Mountainside		9	1	10%	10
WEEMS MEMORIAL HOSPITAL		7	3	30%	10
NEW JERSEY DEPARTMENT OF HEALTH COMMUNICABLE DISEASE SERVICE		3	7	70%	10
ESTATES MEDICAL CENTER INC			10	100%	10
ILLINOIS DEPT OF PUBLIC HEALTH LAB - SPRINGFIELD			10	100%	10
LAKE BALDWIN CBOC		9	1	10%	10
PRORENATA LABS		2	8	80%	10
BOCA RATON REGIONAL HOSPITAL LAB			10	100%	10
SOMA MEDICAL CENTER, P.A.			10	100%	10
MEDEXPRESS URGENT CARE PARKERSBURG		8	2	20%	10
Maury Regional Hospital		6	4	40%	10
COMMUNITY HEALTH CENTER		2	8	80%	10
CORONA PATHOLOGY		10			10
ACCESS PHARMACY		10			10
VASCONCELLO COHEN MD PA		9	1	10%	10
VITALANT		1	9	90%	10
HCR MANORCARE		10			10
BROWARD HEALTH CARE			10	100%	10
MEDEXPRESS URGENT CARE-KATY		7	3	30%	10
HOPE HEALTHCARE		10			10
VETERNANS ADMINISTRATION			10	100%	10
PBC PREMIER FAMILY HEALTH			10	100%	10
CLINIC OF PEDIATRICS & GI MEDICINE INC			10	100%	10
SANFORD PEDIATRIC ASSOCIATES, PA		8	2	20%	10
EMERALD COAST HOSPICE - CRESTVIEW		10			10
MEDEXPRESS URGENT CARE - SEMINOLE SQU		9	1	10%	10
FAMILY MEDICINE AT HUNTERS CREEK		10			10
ADEPT INPATIENT MEDICAL SERVICES PC		10			10
ASSOCIATES MD CYPRESS CREEK			10	100%	10
APPALACHIAN REGIONAL HEALTHCARE SYSTEM		10			10
CONSULATE HEALTH CARE OF PENSACOLA			10	100%	10
CREATIVE TESTING SOLUTIONS		3	7	70%	10
STATEN ISLAND UNIVERSITY HOSPITAL SEGUINE AVE		9	1	10%	10

COVID-19: testing by laboratory

Data through Feb 2, 2021 verified as of Feb 3, 2021 at 09:25 AM

Data in this report are provisional and subject to change.

The numbers in the table below represent the number of Florida and non-Florida residents for whom test results were received by the Department of Health. A person can be tested by more than one laboratory and can have both positive and negative results. **Therefore, the sum of the numbers in each column will be larger than the total number of people tested.**

Reporting lab	Inconclusive	Negative	Positive	Percent positive	Total
MOSOLF PEDIATRICS			10	100%	10
CARENOW URGENT CARE - EAST NASHVILLE		8	2	20%	10
HARBOR BEACH NURSING AND REHABILITATION CENTER		9	1	10%	10
ISLAND COAST PEDIATRICS IN-HOUSE LAB		10			10
MEDICAL LABORATORY DIAGNOSTICS			10	100%	10
URGENT CARE USA LLC		1	9	90%	10
ALABAMA DEPARTMENT OF PUBLIC HEALTH		1	9	90%	10
BEAUMONT LABORATORY			10	100%	10
TENNESSEE DEPARTMENT OF HEALTH (TDH) - CENTRAL LABORATORY		2	8	80%	10
AMERICAN HOUSE FORT MYERS		10			10
BROOKDALE PANAMA CITY		9	1	10%	10
SAVANNAH MANOR ASSISTED LIVING COMMUNITY			10	100%	10
NURSING PLUS OF BROWARD LLC		1	9	90%	10
ONEIDA HEALTHCARE CENTER		8	2	20%	10
PARROTT MEDICAL CLINIC			10	100%	10
THE VILLAGES HEALTH		5	4	44%	9
MAIMONIDES MEDICAL CENTER		6	3	33%	9
MICHIGAN DEPARTMENT OF COMMUNITY HEALTH		1	8	89%	9
AVALON FAMILY RESORT ASSISTED LIVING LLC		9			9
Manor Care of Dunedin		6	3	33%	9
ADVENT HEALTH - FOUR CORNERS ER		8	1	11%	9
ORLANDO CLINICAL RESEARCH CENTER		8	1	11%	9
RICHMOND UNIVERSITY MEDICAL CENTER		7	2	22%	9
RED MOUNTAIN DIAGNOSTICS		9			9
GCPM MANUAL MICROBIOLOGY		1	8	89%	9
LPG PEDIATRICS AT PAGE FIELD		9			9
HEALTHWORKS MED GROUP OF FLORIDA PA		4	5	56%	9
SIDDH INC DBA SAN CARLOS PHARMACY		7	2	22%	9
MONROE COUNTY HOSPITAL		6	3	33%	9
MEDEXPRESS URGENT CARE - MONROE		9			9
MIDMICHIGAN MEDICAL CENTER			9	100%	9
TMH PHYSICIAN PARTNERS - MONTICELLO		8	1	11%	9
JOHN W NORRIS III MD PA			9	100%	9
UNIVERSITY MEDICAL CENTER		8	1	11%	9
CHILDREN'S HEALTH CENTER INC.		7	2	22%	9
CVS HEALTH, #3396		9			9
MIAMI BEACH MEDICAL GROUP LLC			9	100%	9
WINDSOR OF GAINESVILLE		9			9
PATEL MEDICAL VENTURES		8	1	11%	9
HIGH TOWER ALF LLC		8	1	11%	9
CVS MINUTE CLINIC DIAGNOSTIC MED GRP OF CA		9			9
OPTIMAL CARE PEDIATRICS			9	100%	9
ANY LAB TEST NOW INC			9	100%	9
Consulate Health Care of Brandon		7	2	22%	9
FLORIDA MEDICAL CLINIC IM MLK		9			9
RIVERWOOD CENTER,THE			9	100%	9
RIVERSIDE MEDICAL GROUP		8	1	11%	9

COVID-19: testing by laboratory

Data through Feb 2, 2021 verified as of Feb 3, 2021 at 09:25 AM

Data in this report are provisional and subject to change.

The numbers in the table below represent the number of Florida and non-Florida residents for whom test results were received by the Department of Health. A person can be tested by more than one laboratory and can have both positive and negative results. **Therefore, the sum of the numbers in each column will be larger than the total number of people tested.**

Reporting lab	Inconclusive	Negative	Positive	Percent positive	Total
ST ANTHONY'S HOSP PATIENT CARE SERVICE			9	100%	9
PRIMARY CARE WALK IN CLINIC PLLC			9	100%	9
CVS PHARMACY NO 274		9			9
OMNI			9	100%	9
MAINSTREET FAMILY CARE			9	100%	9
MINUTE CLINIC LLC #1448		8	1	11%	9
Grand Villa of Clearwater		7	2	22%	9
AZALEA HEALTH		2	7	78%	9
CLEVELAND TENNESSEE HOSPITAL COMPANY		8	1	11%	9
SHERMAN-ABRAMS LABORATORY INC		8	1	11%	9
MEDEXPRESS URGENT CARE - PANTOPS		8	1	11%	9
UNAVAILABLE/UNKNOWN/NO INFORMATION FOUND			9	100%	9
MEDEXPRESS URGENT CARE- MARYLAND		8	1	11%	9
URGENT CARE & FAMILY PRACTICE CENTER			9	100%	9
NEMOURS CHILDREN'S PRIMARY CARE VERO BEACH			9	100%	9
CLAYMED OF NORTH FLORIDA			9	100%	9
MOBILE RESPONSE DIAGNOSTICS LLC		8	1	11%	9
LAKEVIEW HEALTH SYSTEMS			9	100%	9
VIERA FAMILY MEDICINE AND WELLNESS		5	4	44%	9
NIGHT OWL PEDIATRICS URGENT CARE			9	100%	9
RHODE ISLAND DEPARTMENT OF HEALTH			9	100%	9
GNT ASSOCIATES		8	1	11%	9
NORTHSHORE UNIVERSITY HEALTHSYSTEM EVANSTON HOSPITAL LAB			9	100%	9
COASTAL COMPLETE CARE		4	5	56%	9
MOLECULAR PATHOLOGY LABORATORY			9	100%	9
COLLIER COUNTY JAIL		9			9
BAPTIST HEALTH			9	100%	9
FLORIDA MEDICAL CLINIC - MULTI SPECIALTY CAMPUS		2	7	78%	9
PEDIATRIC HEALTH CARE ALLIANCE			9	100%	9
PALM BAY FAMILY PRACTICE		4	5	56%	9
KESHAV RX LLC		8	1	11%	9
CVS MINUTE CLINIC DIAGNOSTIC PA		7	2	22%	9
Westchester General Hospital			9	100%	9
NATURE COAST REGIONAL MEDICAL CENTER			9	100%	9
BUENA VIDA ESTATES			9	100%	9
ROSECASTLE			9	100%	9
OUR HOME AT BEACON HILL			9	100%	9
LAKE NONA MEDICAL SERVICE LLC		9			9
WESTCHESTER GENERAL HOSPITAL BLOOD GAS LAB			9	100%	9
BAYONET POINT HOSPITAL			9	100%	9
MEDEXPRESS URGENT CARE - WINCHESTER GATEWAY		7	2	22%	9
BAYFRONT HEALTH ST PETERSBURG		8	1	11%	9
WINDSOR OF SAN PABLO, THE		6	3	33%	9
SURGERY CENTER OF CORAL GABLES LLC,THE		8	1	11%	9
BLOCK NATION CHASE		4	5	56%	9
ST VINCENT'S URGENT CARE		8	1	11%	9
FAMILY PRACTICE OF DAVIE INC			9	100%	9

COVID-19: testing by laboratory

Data through Feb 2, 2021 verified as of Feb 3, 2021 at 09:25 AM

Data in this report are provisional and subject to change.

The numbers in the table below represent the number of Florida and non-Florida residents for whom test results were received by the Department of Health. A person can be tested by more than one laboratory and can have both positive and negative results. **Therefore, the sum of the numbers in each column will be larger than the total number of people tested.**

Reporting lab	Inconclusive	Negative	Positive	Percent positive	Total
Signature Healthcare of Ormond		9			9
AMERICAN HEALTH ASSOCIATES INC		1	8	89%	9
WADSWORTH CENTER - DAVID AXELROD INSTITUTE		8	1	11%	9
VILLAGE PLACE HEALTH AND REHAB		9			9
ASHRAF MEDICAL GROUP PLLC DBA PULSE M		8	1	11%	9
PERSONAL PEDIATRICS PA		7	2	22%	9
CHEMISYS LABORATORIES		1	8	89%	9
SAMARITAN HOSPITAL LABORATORY		8	1	11%	9
WILTON MANORS HEALTH & REHABILITATION CENTER			9	100%	9
PRECISION GENETICS			9	100%	9
LOREY ALF		9			9
ALACHUA			9	100%	9
ORANGE PARK PEDIATRIC ASSOCIATES		1	8	89%	9
CROSSROADS URGENT CARE, PLLC		9			9
NORTHWEST FLORIDA COMMUNITY HOSPITAL LABORATORY		8	1	11%	9
YORKVILLE PEDIATRIC URGENT CARE		9			9
CARENOW URGENT CARE-MT JULIET		8	1	11%	9
CVS MINUTE CLINIC DIAGNOSTIC OF WISCONSIN		9			9
ALLINA HEALTH - ABBOTT NORTHWESTERN HOSPITAL		5	3	38%	8
WHITE SANDS OUTPATIENT SERVICES (WSOP SERVICES LLC		8			8
HEALTHPARK MEDICAL CTR NURSING SVC		8			8
MINUTE CLINIC DIAGNOSTIC OF SC, LLC #42		7	1	13%	8
IU HEALTH PATHOLOGY		1	7	88%	8
CIGNA ONSITE HEALTH LLC		2	6	75%	8
ATLANTIC CONSOLIDATED LABORATORY		8			8
ORLANDO HEALTH PHYSICIAN ASSOCIATES		4	4	50%	8
COLLIER BLVD HMA PHYSICIAN MANAGEMENT,, LLC			8	100%	8
LUXOR SCIENTIFIC LLC		1	7	88%	8
HUNTINGTON URGENT CARE		8			8
MONTEFIORE MEDICAL CENTER LABORATORIES - NORTH		8			8
ST JUDE LABORATORIES		6	2	25%	8
SYLVESTER AT PLANTATION LABORATORY		7	1	13%	8
ST. JOSEPH HOSPITAL AND HEALTH CARE INC.			8	100%	8
HUNTINGTON VILLAGE URGENT CARE		8			8
WATERFORD AT CREEKSIDE, THE			8	100%	8
PUTNAM FAMILY CARE INC		3	5	63%	8
FORT PIERCE FAMILY CARE INC		3	5	63%	8
BEAUMONT EMERGENCY CENTER			8	100%	8
MEDICANA NURSING AND REHAB CENTER			8	100%	8
PALM BEACH CDH - DELRAY BEACH			8	100%	8
PHASE2 LABS	2	4	2	25%	8
DOCTOR'S IN-HOUSE LAB/COMMUNITY HEALTH CENTERS OF PINELLAS – CLEARWATE			8	100%	8
ADVENTHEALTH MEDICAL GROUP PEDIATRICS AT		2	6	75%	8
ROBERT WOOD JOHNSON HOSPITAL		7	1	13%	8
SOMA MEDICAL CENTER, PA #4 FLORIDA MANGO			8	100%	8
ALACHUA COUNTY HEALTH DEPARTMENT		1	7	88%	8
BRILLIANCE ASSISTED LIVING			8	100%	8

COVID-19: testing by laboratory

Data through Feb 2, 2021 verified as of Feb 3, 2021 at 09:25 AM

Data in this report are provisional and subject to change.

The numbers in the table below represent the number of Florida and non-Florida residents for whom test results were received by the Department of Health. A person can be tested by more than one laboratory and can have both positive and negative results. **Therefore, the sum of the numbers in each column will be larger than the total number of people tested.**

Reporting lab	Inconclusive	Negative	Positive	Percent positive	Total
DEPARTMENT OF HEALTH- CITRUS COUNTY		1	7	88%	8
BRENNITY AT VERO BEACH, THE			8	100%	8
MID-HUDSON VALLEY DIVISION OF WESTCHESTER MEDICAL		8			8
MEDEXPRESS URGENT CARE - WASHINGTON		6	2	25%	8
AFC URGENT CARE - CEDAR GROVE		8			8
LIFE CARE CITRUS COUNTY			8	100%	8
LIFE'S SPECIAL MOMENTS INC		8			8
LANE PEDIATRICS PA			8	100%	8
PUTNAM COUNTY EMERGENCY RESCUE SERVICE		5	3	38%	8
KINDRED HOSPITAL OCALA		6	2	25%	8
BLOOMING GARDENS OF CARE INC		8			8
MINUTECLINIC DIAGNOSTIC OF MINNESOTA		8			8
ADVANCED URGENT CARE CENTER			8	100%	8
DORAL URGENT CARE			8	100%	8
MINUTECLINIC DIAGNOSTIC OF LOUISIANA,		7	1	13%	8
RUSSELL MEDICAL CENTER		7	1	13%	8
CARROLL GARDENS URGENT CARE		8			8
DOCTOR'S IN HOUSE LAB			8	100%	8
CONSULATE HEALTH CARE		7	1	13%	8
X-GENE MOLECULAR LABS		1	7	88%	8
FLORIDA MENTOR		7	1	13%	8
DOH-TAMPA BRANCH LABORATORY (MLK BLVD)		4	4	50%	8
MEDEXPRESS URGENT CARE, BUTLER		5	3	38%	8
GULF COAST MEDICAL GROUP		2	6	75%	8
CHILDREN'S HEALTHCARE OF ATLANTA/EGLESTON		8			8
URGENT TEAM MANAGEMENT OF TENNESSEE		7	1	13%	8
MEDEXPRESS URGENT CARE - SALEM		4	4	50%	8
THE MARY IMOGENE BASSETT HOSPITAL		8			8
Sunset Lake Health and Rehabilitation Center		8			8
COLLIER COUNTY HEALTH DEPT.		4	4	50%	8
SURGOINSVILLE PHARMACY		8			8
MEDEXPRESS URGENT CARE - CHRISTIANBURG		7	1	13%	8
PALM BEACH COUNTY HEALTH DEPARTMENT LABORATORY			8	100%	8
LAKE CO SCHOOLS EMPLOYEE HEALTH & WELLNESS CENTER	1	6	1	13%	8
ORMOND BEACH CENTRA CARE			8	100%	8
HEALTHMARK REGIONAL HOSPITAL LAB		4	4	50%	8
HARBORCHASE OF DR PHILLIPS		7	1	13%	8
MEDEXPRESS URGENT CARE-LATROBE		8			8
HOLY NAME MEDICAL CENTER	1	6	1	13%	8
MINUTECLINIC DIAGNOSTIC OF NORTH		7	1	13%	8
FOUNTAINVIEW BY FIVE STAR QUALITY CARE		7	1	13%	8
WELLIGENT		1	7	88%	8
MINUTE CLINIC LLC #5733		8			8
MINUTECLINIC DIAGNOSTIC OF TN PC #320		7	1	13%	8
FHCP-ORANGE CITY			8	100%	8
JOHNS HOPKINS MEDICAL LABORATORIES		1	7	88%	8
GENE STREET LABORATORIES, LLC		6	2	25%	8

COVID-19: testing by laboratory

Data through Feb 2, 2021 verified as of Feb 3, 2021 at 09:25 AM

Data in this report are provisional and subject to change.

The numbers in the table below represent the number of Florida and non-Florida residents for whom test results were received by the Department of Health. A person can be tested by more than one laboratory and can have both positive and negative results. **Therefore, the sum of the numbers in each column will be larger than the total number of people tested.**

Reporting lab	Inconclusive	Negative	Positive	Percent positive	Total
NORTHSIDE HOSPITAL		2	6	75%	8
MINUTECLINIC DIAGNOSTIC OF TN PC #6435		8			8
PRIMARY CARE SPECIALISTS OF ORLANDO LLC		6	2	25%	8
BARTON PARKER OD PC		8			8
ENT AND ALLERGY ASSOCIATES OF FLORIDA LLC		7	1	13%	8
PENSACOLA CLUSTER			8	100%	8
CVS NC187POCT CHARLOTTE		8			8
SARASOTA - ROBERT L TAYLOR COMMUNITY CENTER□		1	7	88%	8
URGENT MEDICAL CENTER INC		2	6	75%	8
COMMUNITY HEALTH OF SOUTH FLORIDA			8	100%	8
MINUTECLINIC DIAGNOSTIC OF NEW MEXICO		8			8
FAMILY MEDICINE OF WESTON LLC			8	100%	8
MINUTECLINIC DIAGNOSTIC OF TN, PC 4992		8			8
GENEUS DIAGNOSTICS			8	100%	8
ARCHBOLD MEMORIAL HOSPITAL/LAB		3	5	63%	8
INTERNAL MEDICINE ASSOCIATES OF JACKSON HOSPITAL			8	100%	8
JX REF LAB			8	100%	8
CVS MINUTE CLINIC DIAGNOSTIC OF TEXAS, LLC		8			8
MEDEXPRESS URGENT CARE - BENTON HARBOR		8			8
ST CHARLES HOSPITAL LABORATORY		8			8
RIVERVIEW REGIONAL MEDICAL CENTER		6	2	25%	8
PASSPORT HEALTH OF TAMPA BAY		8			8
THOMAS JEFFERSON UNIVERSITY HOSPITAL		4	4	50%	8
ST CLOUD PHYSICIAN MANAGMENT LLC		7	1	13%	8
MAGNOLIA PEDIATRICS GROUP LLC			8	100%	8
FLORIDA HOSPITAL WINTER PARK		7	1	13%	8
MINUTE CLINIC DIAGNOSTIC OF VIRGINIA, LLC		8			8
EXECUTIVE MEDICAL SERVICES		8			8
MC DIAGNOSTIC OF CONNECTICUT, PC #1960		8			8
Winter Garden Rehab and Nursing Facility		7	1	13%	8
FLORIDA HOSPITAL PHYSICIAN GROUP		3	5	63%	8
MINUTECLINIC DIAGNOSTIC OF TN PC #6415		7	1	13%	8
MONTEFIORE MEDICAL CENTER LABORATORIES - WEILER		6	2	25%	8
VETERANS AFFAIRS MEDICAL CENTER - OUTPATIENT			8	100%	8
BAPTIST OUTPATIENT			8	100%	8
FLORIDA CLINICAL LAB		1	7	88%	8
MEDEXPRESS URGENT CARE MONACA		8			8
DAVID LAWRENCE CENTER INC		7	1	13%	8
PALM BAY URGENT CARE PL		1	7	88%	8
CVS MINUTE CLINIC, LLC		6	2	25%	8
BENSONHURST URGENT CARE		8			8
VIGILINT HEALTHCARE		5	3	38%	8
METHODIST HOSPITAL			8	100%	8
PEDIATRIC SERVICES AND BREATHING CENTER PA		5	3	38%	8
FLORIDA HEART AND VASCULAR MULTISPECIALTY GROUP		8			8
NITIN BAWA PROFESSIONAL ASSOCIATES			8	100%	8
GOLISANO CHILDREN'S HOSPITAL OF SOUTHWEST FLORIDA		6	2	25%	8

COVID-19: testing by laboratory

Data through Feb 2, 2021 verified as of Feb 3, 2021 at 09:25 AM

Data in this report are provisional and subject to change.

The numbers in the table below represent the number of Florida and non-Florida residents for whom test results were received by the Department of Health. A person can be tested by more than one laboratory and can have both positive and negative results. **Therefore, the sum of the numbers in each column will be larger than the total number of people tested.**

Reporting lab	Inconclusive	Negative	Positive	Percent positive	Total
FAST PACE MEDICAL CLINIC PLLC		6	2	25%	8
CIAN DIAGNOSTICS			8	100%	8
THE WOLFF CENTER FOR CHILD & ADOLESCENT HEALTH			8	100%	8
NORTHWEST FLORIDA COMMUNITY HOSPITAL 3RD FLOOR		8			8
EMERGENCY MEDICAL CENTER		3	5	63%	8
CVS MINUTE CLINIC DIAGNOSTIC OF VIRGINIA		7			7
MEDEXPRESS URGENT CARE-DUBOIS		7			7
MEDEXPRESS URGENT CARE - FAYETTEVILLE		5	2	29%	7
MEDICINE AT LONGWOOD		7			7
ORLANDO MEDICAL CENTER PL			7	100%	7
DEBARY HEALTH AND REHABILITATION CENTER		6	1	14%	7
LEE COUNTY HEALTH DEPARTMENT		4	3	43%	7
DOCTOR'S IN-HOUSE LAB/COMMUNITY HEALTH CENTERS OF PINELLAS –PINELLAS P			7	100%	7
SCHOOL OF PHARMACY AND PHARMACEUTICAL		7			7
ST VINCENT'S ST CLAIR		4	3	43%	7
UHEALTH UNIVERSITY OF MIAMI			7	100%	7
COLLIER HMA PHYSICIAN MANAGEMENT, LLC			7	100%	7
GRACE WELLNESS CENTER LLC		6	1	14%	7
AVON PARK PEDIATRICS			7	100%	7
BERRYHILL MANOR		7			7
FLORIDA MEDICAL CL ODOM TPA		4	3	43%	7
DYNAMIC HEALTH CENTERS INC		3	4	57%	7
UNIVERSITY OF WASHINGTON MEDICAL CENTER			7	100%	7
CARENOW URGENT CARE-MADISON		7			7
SUPERIOR RESIDENCES AT CALA HILLS		7			7
Rosewood Healthcare and Rehabilitation Center		5	2	29%	7
INTERNAL MEDICINE AND AESTHETICS OF NAPLES LLC		7			7
MEDEXPRESS ELKINS		7			7
FLORIDA DEPARTMENT OF HEALTH WASHINGTON COUNTY		3	4	57%	7
OKLAHOMA STATE DEPARTMENT OF HEALTH-PUBLIC HEALTH LABORATORY			7	100%	7
MINUTE CLINIC		1	6	86%	7
LAWTON CHILES HEALTH CENTER		1	6	86%	7
CVS MINUTE CLINIC DIAGNOSTIC		6	1	14%	7
BAPTIST PEDIATRICS		6	1	14%	7
EL PARAISO HOME INC		7			7
KEY TRAINING CENTER			7	100%	7
PANCARE HEALTH - HOSFORD SCHOOL			7	100%	7
LEPE'S HOUSE			7	100%	7
OCALA FAMILY MEDICAL CENTER		7			7
FLORIDA HOSPITAL KISSIMMEE		4	3	43%	7
FLORIDA STATE HOSPITAL CLINICAL LABORATORY		7			7
Thermopolis Rehabilitation Wellness		7			7
MEDEXPRESS URGENT CARE, JOHNSTOWN		6	1	14%	7
AR ANESTHESIA LLC		7			7
DIAGNOSTIC CLINIC		6	1	14%	7
PENINSULA CARE AND REHABILITATION CENTER			7	100%	7
OCEAN REEF MEDICAL CENTER, LLC			7	100%	7

COVID-19: testing by laboratory

Data through Feb 2, 2021 verified as of Feb 3, 2021 at 09:25 AM

Data in this report are provisional and subject to change.

The numbers in the table below represent the number of Florida and non-Florida residents for whom test results were received by the Department of Health. A person can be tested by more than one laboratory and can have both positive and negative results. **Therefore, the sum of the numbers in each column will be larger than the total number of people tested.**

Reporting lab	Inconclusive	Negative	Positive	Percent positive	Total
MIAMI BEACH MEDICAL GROUP			7	100%	7
A LILIKO'I PHARMACY LLC		7			7
MIAMI COMPREHENSIVE MEDICINE GROUP PA		4	3	43%	7
BELLE GLADES HEALTH CLINIC			7	100%	7
NORTON HEALTHCARE			7	100%	7
ALLEGRO - TAMPA	1	4	2	29%	7
MEDI STATION			7	100%	7
KEYSTONE PLACE AT NAPLES PRESERVE		4	3	43%	7
MEDEXPRESS URGENT CARE - BEECH GROVE		6	1	14%	7
MIDNIGHT MEDICINE			7	100%	7
FHMG_FM AND IM AVALON PARK		2	5	71%	7
MEDEXPRESS URGENT CARE - MAPLE DRIVE		7			7
CARESOUTH HHA HOLDINGS OF TALLAHASSEE LLC		7			7
MINUTECLINIC DIAGNOSTIC OF OKLAHOMA		5	2	29%	7
ROSEMONT GARDENS INC		7			7
DR PHILLIPS MEDICAL WELLNESS CENTER		7			7
HEALTH NETWORK LABORATORIES		6	1	14%	7
DOCTORS CLINICAL LABORATORY, INC		5	2	29%	7
KANSAS DEPARTMENT OF HEALTH		2	5	71%	7
MINUTECLINIC, LLC, DBA MINUTECLINIC #6106		5	2	29%	7
CITRUS CARE CLINIC			7	100%	7
ACCESS HOME HEALTH OF FLORIDA LLC		7			7
MADISON COUNTY HEALTH DEPARTMENT		5	2	29%	7
VITAS HEALTHCARE CORPORATION OF FL			7	100%	7
UF HEALTH			7	100%	7
MEDLABS DIAGNOSTICS		7			7
TRUE HEALTH		5	2	29%	7
HEALTH CARE LABORATORY SERVICES		1	6	86%	7
ELLIS HOSPITAL LABORATORY		6	1	14%	7
PBC FOUND CARE INC			7	100%	7
LYNMOORE,THE		7			7
BRADENTON PHYSICIANS MEDICAL CENTER			7	100%	7
HOLY GARDEN ALF, INC.		7			7
JACKSON CLINIC PA,THE		3	4	57%	7
HNL LAB MEDICINE		5	2	29%	7
HEARTLAND PEDIATRICS OF LAKE PLACID			7	100%	7
MED TECH SERVICES OF PALM BEACH INC		7			7
ADVANCED RESEARCH FOR HEALTH IMPROVEMENT		5	2	29%	7
CVS MINUTE CLINIC DIAGNOSTIC OF TEXAS,LLC		5	2	29%	7
ST VINCENT'S CHILTON		5	2	29%	7
DALLAS COUNTY HEALTH AND HUMAN SERVICES			7	100%	7
QUE		4	3	43%	7
FLORIDA CENTER FOR DERMATOLOGY LABORATORY			7	100%	7
CORAL LANDING ASSISTED LIVING		5	2	29%	7
FLORIDA DIGESTIVE AND LIVER SPECIALIST		7			7
SOUTH FLORIDA ENT ASSOCIATES, INC			7	100%	7
MINUTECLINIC, LLC #4230		6	1	14%	7

COVID-19: testing by laboratory

Data through Feb 2, 2021 verified as of Feb 3, 2021 at 09:25 AM

Data in this report are provisional and subject to change.

The numbers in the table below represent the number of Florida and non-Florida residents for whom test results were received by the Department of Health. A person can be tested by more than one laboratory and can have both positive and negative results. **Therefore, the sum of the numbers in each column will be larger than the total number of people tested.**

Reporting lab	Inconclusive	Negative	Positive	Percent positive	Total
KENDALL REGIONAL MEDICAL CNTR			7	100%	7
LAB UNKNOW		6	1	14%	7
DOTHAN PEDIATRIC CLINIC			7	100%	7
MINUTECLINIC DIAGNOSTIC OF TN PC #386		7			7
NEWPATH DIAGNOSTICS		4	3	43%	7
SONORA QUEST LABORATORIES			7	100%	7
COMMUNITY MEDICAL AND DENTAL CARE INC		7			7
MONTEFIORE NYACK HOSPITAL AFFILIATED LABORATORY		7			7
Ocoee Health Care Center		7			7
WYOMING COUNTY COMMUNITY HOSPITAL LABORATORY		7			7
CVS PHARMACY #8800		5	2	29%	7
IGENEX INC		7			7
MORTON PLANT NORTH BAY HOSPITAL			7	100%	7
MEDEXPRESS URGENT CARE - HOT SPRINGS		7			7
NOVANT HEALTH INPATIENT CARE		2	5	71%	7
ST JOSEPHS CHILDRENS OUTREACH			7	100%	7
SOUTH COM HEALTH CLINIC, DEPT. OF THE ARMY		7			7
FLORIDA CANCER SPECIALISTS & RESEARCH INSTITUTE		6	1	14%	7
SEA LEVEL LABS			7	100%	7
PALM POINT BEHAVIORAL HEALTH		7			7
SOUTHERN LABORATORY SERVICES OF NWF		7			7
WESTPAC LABS INC			7	100%	7
CARE ATC - CITY OF BOYNTON BEACH		2	5	71%	7
BROOKDALE LAKE ORIENTA			7	100%	7
JUPITER ISLAND PUBLIC SAFETY		5	2	29%	7
IRL MARKET LAB			7	100%	7
PEDIATRICS OF CENTRAL FLORIDA		5	2	29%	7
GENTRY PARK ORLANDO ASSISTED LIVING		6	1	14%	7
INSPIRED LIVING AT PALM BAY		7			7
MERCY HEALTH—MUSKEGON		6	1	14%	7
BAYFRONT MEDICAL			7	100%	7
WILDLIGHT LAB			7	100%	7
PASSPORT HEALTH			7	100%	7
NEW YORK PRESBYTERIAN - LOWER MANHATTAN		7			7
TRUE HEALTH DIAGNOSTICS		1	6	86%	7
MINUTE-CLINIC DIAGNOSTIC OF VIRGINIA		6	1	14%	7
VERMONT DEPARTMENT OF HEALTH		1	6	86%	7
SOMA MEDICAL CENTER MD PA #7 PEDIATRICS			7	100%	7
ECLRS		2	5	71%	7
MAGNOLIA DIAGNOSTICS, LLC		3	4	57%	7
BARTRAM CROSSING		7			7
ABBAY MANOR RETIREMENT RESIDENCE INC		7			7
EMBRY-RIDDLE AERONAUTICAL UNIVERSITY HEALTH			7	100%	7
CARENOW URGENT CARE-GREEN HILLS		7			7
SOUTHEASTERN PEDIATRIC ASSOCIATES			7	100%	7
RIVER OAKS TREATMENT CENTER			7	100%	7
MULBERRY CARE CENTER		4	3	43%	7

COVID-19: testing by laboratory

Data through Feb 2, 2021 verified as of Feb 3, 2021 at 09:25 AM

Data in this report are provisional and subject to change.

The numbers in the table below represent the number of Florida and non-Florida residents for whom test results were received by the Department of Health. A person can be tested by more than one laboratory and can have both positive and negative results. **Therefore, the sum of the numbers in each column will be larger than the total number of people tested.**

Reporting lab	Inconclusive	Negative	Positive	Percent positive	Total
BAYCARE MEDICAL GROUP		1	6	86%	7
ILLINOIS DEPARTMENT OF PUBLIC HEALTH			7	100%	7
Parkside Villa		7			7
OPTUM SILVER LAKES			7	100%	7
Grand Villa of Dunedin		1	6	86%	7
MINUTECLINIC, LLC, #4160		3	3	50%	6
FHPG_EXP CARE W HILLSBOROUGH			6	100%	6
THE PALMS REHABILITATION AND HEALTHCARE CENTER		5	1	17%	6
ETHOS LABORATORIES		6			6
ADULT MEDICINE OF LAKE COUNTY INC			6	100%	6
COLUMBIA MEMORIAL HOSPITAL		6			6
XPRESS URGENT CARE LLC		6			6
BETH ISRAEL DEACONESS MEDICAL CENTER			6	100%	6
BRIDGE DIAGNOSTICS			6	100%	6
CURATIVE CARE CENTER INC		1	5	83%	6
WINDSOR WOODS REHAB & HEALTHCARE CTR		5	1	17%	6
FLORIDA HOSPITAL APOPKA		5	1	17%	6
MINUTECLINIC, LLC, MINUTECLINIC #7637		4	2	33%	6
ADVENT HEALTH APOPKA		2	4	67%	6
URGENT CARE OF NEW YORK		6			6
MEDEXPRESS URGENT CARE - STAUNTON		2	4	67%	6
JOHNS HOPKINS ALL CHILDRENS			6	100%	6
TAMIAMI LAB MILLENIUM			6	100%	6
CLEARWATER PEDIATRIC CARE		1	5	83%	6
AVANTE AT ORMOND BEACH INC			6	100%	6
JERSEY SHORE MEDICAL CENTER		6			6
FAMILY MEDICINE MEDICAL DRIVE		6			6
LOUISIANA DEPT OF HEALTH			6	100%	6
MINUTECLINIC DIAGNOSTIC OF NEW JERSEY, LLC # 7069		6			6
BAYCARE ALLIANT HOSPITAL			6	100%	6
VIBRANT AMERICA		4	2	33%	6
NORTHDAL REHABILITATION CENTER			6	100%	6
DOH JACKSONVILLE CENTRAL LABORATORY		3	3	50%	6
MIAMI BEACH COMMUNITY HEALTH CENTER INC			6	100%	6
MEDEXPRESS URGENT CARE-PETERS TWP		5	1	17%	6
THE VILLAGES REGIONAL HOSPITAL FREESTANDING		3	3	50%	6
MINUTECLINIC DIAGNOSTICS OF IND, LLC		6			6
CVS NC5591POCT STATESVILLE		5	1	17%	6
MINUTECLINIC, LLC #244		5	1	17%	6
PARRISH HEALTH CENTER		5	1	17%	6
LUMADOC HEALTH		4	2	33%	6
BROOKDALE CLERMONT			6	100%	6
MINUTECLINIC DIAGNOSTIC OF RHODE ISLAND		4	2	33%	6
PRESBYTERIAN HOME		6			6
CAPRONA GROUP HOME			6	100%	6
VITAS HEALTH INC			6	100%	6
CHILDREN'S HOSPITAL OF PHILADELPHIA		5	1	17%	6

COVID-19: testing by laboratory

Data through Feb 2, 2021 verified as of Feb 3, 2021 at 09:25 AM

Data in this report are provisional and subject to change.

The numbers in the table below represent the number of Florida and non-Florida residents for whom test results were received by the Department of Health. A person can be tested by more than one laboratory and can have both positive and negative results. **Therefore, the sum of the numbers in each column will be larger than the total number of people tested.**

Reporting lab	Inconclusive	Negative	Positive	Percent positive	Total
OPTUM PRIMARY CARE - FOUNTAIN OAKS		2	4	67%	6
Northwell Lab		2	4	67%	6
GLEN FALLS HOSPITAL DEPARTMENT OF PATHOLOGY		6			6
LAKE CONWAY URGENT CARE LLC		2	4	67%	6
GRACE REHABILITATION CENTER OF VERO BEACH		4	2	33%	6
NORTHEAST ALABAMA REGIONAL MEDICAL CENTER		3	3	50%	6
Nashville Central Laboratory		6			6
ORLANDO FAMILY MEDICAL INC		6			6
TAMPA URGENT CARE			6	100%	6
LONGWOOD PEDIATRICS LLC			6	100%	6
SIMEDHEALTH LLC		2	4	67%	6
ASCENSION ST VINCENT'S CLAY COUNTY			6	100%	6
PROHEALTH MED		1	5	83%	6
ADVENTHEALTH MEDICAL GROUP MULTISPECIALTY			6	100%	6
EXPRESS CARE OF TAMPA BAY LLC		2	4	67%	6
MINUTECLINIC DIAGNOSTIC OF ILLINOIS LL		6			6
MEDEXPRESS URGENT CARE - MT LEBANON		4	2	33%	6
PATHGROUP LABS, LLC		4	2	33%	6
QUICK CARE MED WALK IN AND URGENT CARE			6	100%	6
AMERICAN EAGLE LEESBURG AL LLC DBA VISTA LAKE			6	100%	6
AARK LABORATORY		6			6
PALM HARBOR DERMATOLOGY		4	2	33%	6
CVS MINUTE CLINIC DIAGNOSTIC MED GRP OF SAN		4	2	33%	6
NOT INDICATED		1	5	83%	6
MEDEXPRESS URGENT CARE - RICHMOND, NINE MILE RD		5	1	17%	6
PENSACOLA PEDIATRICS MILTON			6	100%	6
THE WINDSOR OF OCALA		2	4	67%	6
ST. CLOUD PHARMACY AND WELLNESS CENTER		3	3	50%	6
MEDEXPRESS URGENT CARE - BATTLE CREEK		4	2	33%	6
RIVER CITY PRIMARY AND URGENT CARE			6	100%	6
SUFFRIDGE DRIVE GROUP HOME		6			6
MEDEXPRESS URGENT CARE - ELM GROVE		5	1	17%	6
MINUTECLINIC DIAGNOSTIC OF NORTH CAROLINA, PC		5	1	17%	6
CITIZENS BAPTIST MEDICAL CENTERS LAB		5	1	17%	6
MC DIAGNOSTIC OF CONNECTICUT , PC # 3		4	2	33%	6
FLORIDA WOMAN CARE LABORATORY			6	100%	6
PARTNERS PHARMACY OF FLORIDA LLC		6			6
Conway Lakes Health and Rehabilitation Center		6			6
MC DIAGNOSTIC OF CONNECTICUT PC #459		6			6
PUBLIC HEALTH LAB		6			6
NORTHERN DUTCHESS HOSPITAL LABORATORY		5	1	17%	6
SOUTHEASTERN DERMATOLOGY GROUP PA		5	1	17%	6
MINUTECLINIC DIAGNOSTIC OF TN PC #242		4	2	33%	6
MERCY COLLEGE HEALTH OFFICE		6			6
MEDEXPRESS URGENT CARE-PITTSFIELD		6			6
PR HEALTH		1	5	83%	6
MINUTECLINIC DIAGNOSTIC OF TEXAS		5	1	17%	6

COVID-19: testing by laboratory

Data through Feb 2, 2021 verified as of Feb 3, 2021 at 09:25 AM

Data in this report are provisional and subject to change.

The numbers in the table below represent the number of Florida and non-Florida residents for whom test results were received by the Department of Health. A person can be tested by more than one laboratory and can have both positive and negative results. **Therefore, the sum of the numbers in each column will be larger than the total number of people tested.**

Reporting lab	Inconclusive	Negative	Positive	Percent positive	Total
FLORIDA SCHOOL FOR THE DEAF AND THE BLIND			6	100%	6
DELIVER MY MEDS CORP		6			6
CRESTWOOD MEDICAL CENTER		4	2	33%	6
CAREWELL 301 - WARWICK			6	100%	6
TERRACINA LLC		1	5	83%	6
MINUTECLINIC, LLC #05038		6			6
OSWEGO HOSPITAL LABORATORY		6			6
ENTRUST IMMEDIATE CARE			6	100%	6
PALMETTO HEALTH ALLIANCE		3	3	50%	6
CAPE CORAL URGENT CARE		3	3	50%	6
CONCENTRA			6	100%	6
BOCA BIOLISTICS LLC			6	100%	6
CITYMD		1	5	83%	6
URGENT TEAM - MUSCLE SHOALS		6			6
MINUTECLINIC DIAGNOSTIC OF PA, LLC (1036)		5	1	17%	6
FIRST COAST CARDIOVASCULAR INSTITUTE PA			6	100%	6
MINUTECLINIC MINUTECLINIC #8505		4	2	33%	6
RICH STREET GROUP HOME			6	100%	6
Fouraker Hills Rehab and Nursing			6	100%	6
CVS NC3516POCT WINSTON SALEM		6			6
MINUTECLINIC INCORPORATE, LLC		4	2	33%	6
MINUTECLINIC DIAGNOSTIC OF SC, LLC #2		5	1	17%	6
MINUTECLINIC DIAGNOSTIC OF TN PC #5671		3	3	50%	6
CITY OF CLEARWATER EMPLOYEE HEALTH CENTER		1	5	83%	6
CVS MINUTE CLINIC DIAGNOSTIC OF NEW JERSEY		6			6
TEXAS MEDCLINIC			6	100%	6
NORTH FLORIDA PEDIATRICS JASPER			6	100%	6
FRUITVILLE URGENT CARE			6	100%	6
MEDEXPRESS URGENT CARE - SWANSEA, N ILLINOIS ST		5	1	17%	6
GENETIC TECHNOLOGICAL INNOVATIONS			6	100%	6
PENN MEDICINE PRINCETON MEDICAL CENTER		6			6
CAPITAL HEALTH PLAN LABORATORIES			6	100%	6
PINELLAS PARK FIRE DEPARTMENT		6			6
UNILAB		2	4	67%	6
MEDICAL CENTER AT OCEAN REEF		1	5	83%	6
CAMELLIA AT DEERWOOD		2	4	67%	6
ENIGMA DIAGNOSTIC, INC.			6	100%	6
CARENOW URGENT CARE-SOUTHLAKE			6	100%	6
UT MEMPHIS UNIVERSITY HEALTH SERVICES			6	100%	6
ST JOSEPH WOMENS HOSPITAL			6	100%	6
PEDIATRICS URGENT CARE, LLC			6	100%	6
BROWARD TRANSITIONAL CENTER			6	100%	6
BOCA VIPEDIATRICS			6	100%	6
FLORIDA MEDICAL SPECIALISTS		2	4	67%	6
THE CLINIC PREMISE HEALTH			6	100%	6
STPET		4	2	33%	6
KIMBERLY J HENDERSON MD PC		5	1	17%	6

COVID-19: testing by laboratory

Data through Feb 2, 2021 verified as of Feb 3, 2021 at 09:25 AM

Data in this report are provisional and subject to change.

The numbers in the table below represent the number of Florida and non-Florida residents for whom test results were received by the Department of Health. A person can be tested by more than one laboratory and can have both positive and negative results. **Therefore, the sum of the numbers in each column will be larger than the total number of people tested.**

Reporting lab	Inconclusive	Negative	Positive	Percent positive	Total
ALL AMERICAN URGENT CARE			6	100%	6
WATAUGA MEDICAL CENTER		4	2	33%	6
CVS NC2357POCT HUNTERSVILLE		5	1	17%	6
SENIOR LIVING IV SUN CITY LLC		5	1	17%	6
CVS MO8590POCT KANSAS CITY		2	4	67%	6
WIREGRASS MEDICAL CENTER			6	100%	6
MINUTECLINIC DIAGNOSTIC OF GEORGIA, LL		5	1	17%	6
ST LUKES ROOSEVELT LABORATORY		6			6
UNILAB OF DADE INC			6	100%	6
CVS MINUTE CLINIC DIAGNOSTIC OF TN #6044		6			6
GRAND VILLA OF ENGLEWOOD		2	4	67%	6
CARENOW URGENT CARE-DONELSON		4	2	33%	6
ARLINGTON OF NAPLES		6			6
MEDEXPRESS URGENT CARE - MIDLOTHIAN		6			6
MANATEE PEDIATRICS			6	100%	6
MIAMI RESCUE MISSION CLINIC INC			6	100%	6
Florida Clinical Laboratory		1	5	83%	6
TIMBER CREEK PEDIATRICS		6			6
BROWARD COUNTY HEALTH DEPT.			6	100%	6
SAINT PETER'S UNIVERSITY HOSPITAL		6			6
YAZJI PEDIATRIC CARE LLC DBA TUKA PEDIATRICS			6	100%	6
INTERNAL MEDICINE LIPID AND WELNNESS PRACTICE			6	100%	6
ATMORE NURSING CENTER		5	1	17%	6
FRESENIUS KIDNEY CARE DUNEDIN			5	100%	5
LAKEVIEW TERRACE HOME HEALTH SERVICES LLC			5	100%	5
NORTH SHORE HEMATOLOGY-ONCOLOGY ASSOCIATES, PC		5			5
FLAGLER HEALTH SERVICES INC			5	100%	5
GUTHRIE MEDICAL GROUP LABORATORIES		5			5
ALPHADERA LABS, LLC			5	100%	5
PEDIATRICS OF CENTRAL FLORIDA – POINCIANA		3	2	40%	5
MEDEXPRESS URGENT CARE - GLENDALE		5			5
FAMILY CARE MEDICAL CENTER			5	100%	5
METROPOLITAN CHARITIES INC		4	1	20%	5
PHYSICIANS REGIONAL MEDICAL CTR - COLLIER BLVD			5	100%	5
MIAMI CANCER INSTITUTE			5	100%	5
UNIVERSITY OF CHICAGO MEDICAL CENTER LAB			5	100%	5
HENDRY REGIONAL CONVENIENT CARE CENTER			5	100%	5
MINUTE CLINIC DIAGNOSTIC OF NORTH CAROLINA		5			5
MCR HEALTH LAWTON CHILES ADMINISTRATION STE A		1	4	80%	5
UW MEDICINE VIROLOGY LAB			5	100%	5
MEDEXPRESS URGENT CARE - BECKLEY CROSS		4	1	20%	5
HEALTH AND WELLNESS CENTER			5	100%	5
GULF COAST VETERANS HCS PANAMA CITY OPC		5			5
ALL CHILDREN'S HOSPITAL DEPT OF GENERAL PEDIATRICS			5	100%	5
COMMONS AT ORLANDO LUTHERAN TOWERS SNF			5	100%	5
TULLAHOMA HMA, LLC		4	1	20%	5
DANIEL M LIBBY MD PLLC		5			5

COVID-19: testing by laboratory

Data through Feb 2, 2021 verified as of Feb 3, 2021 at 09:25 AM

Data in this report are provisional and subject to change.

The numbers in the table below represent the number of Florida and non-Florida residents for whom test results were received by the Department of Health. A person can be tested by more than one laboratory and can have both positive and negative results. **Therefore, the sum of the numbers in each column will be larger than the total number of people tested.**

Reporting lab	Inconclusive	Negative	Positive	Percent positive	Total
PM PEDIATRICS OF BAYSIDE PLLC		5			5
OHIO DEPARTMENT OF HEALTH			5	100%	5
INDIAN RIVER PRIMARY CARE PA		5			5
CVS MINUTE CLINIC DIAG OF IND LLC #5206		4	1	20%	5
MINUTE CLINIC LLC #5706		4	1	20%	5
GREENVILLE MEMORIAL HOSPITAL LAB			5	100%	5
DICKSON MEDICAL ASSOCIATES PC PATH LAB		4	1	20%	5
ADVANCED URGENT CARE OF MARATHON		1	4	80%	5
FLORIDA CLINICAL LABORATORY - BIOREFERENCE LABORATORIES		2	3	60%	5
MEDEXPRESS URGENT CARE-NESHANNOCK TWP		4	1	20%	5
URGENT CARE OF ERWIN		5			5
BAYSHORE LABORATORY		4	1	20%	5
RIO PINAR HEALTH CARE			5	100%	5
LAKE MARY HEALTH AND REHABILITATION CENTER		1	4	80%	5
ANYLABTEST NOW			5	100%	5
BAYSHORE POINTE NURSING AND REHAB CENTER			5	100%	5
PEDIATRICS OF ALTAMONTE		5			5
PUTNAM HOSPITAL CENTER LABORATORY		5			5
MINUTE CLINIC DIAGNOSTIC OF MICHIGAN PC		5			5
LIVING WATERS MEDICAL CENTER			5	100%	5
LEE MEMORIAL HEALTH SYSTEM		2	3	60%	5
JOHN T MATHER MEMORIAL HOSPITAL LABORATORY		5			5
BEACH HOUSE		5			5
NORTHSIDE HOSPITAL ATLANTA		3	2	40%	5
UCARE			5	100%	5
PHYSICIANS URGENT CARE BERRY FARMS		4	1	20%	5
BETHESDA COMMUNITY HEALTH CENTER			5	100%	5
MINUTE-CLINIC DIAGNOSTIC OF VIRGINIA, LLC #2003		4	1	20%	5
MINUTECLINIC DIAG OF IND LLC #6998		4	1	20%	5
APEX HOME HEALTH CARE		4	1	20%	5
INFECTION CONTROL/ EMPHEALTH		3	2	40%	5
REHABILITATION CENTER AT JUPITER GARDENS		5			5
ELITE MD GROUP INC		1	4	80%	5
A & R RESEARCH GROUP			5	100%	5
SUTTER TRACY COMMUNITY HOSPITAL			5	100%	5
NEW HAMPSHIRE DEPARTMENT OF HEALTH AND HUMAN SERVICES		3	2	40%	5
WOODHULL MEDICAL AND MENTAL HEALTH CTR		5			5
Lehigh Acres Health and Rehabilitation			5	100%	5
VAIL VALLEY MEDICAL CENTER			5	100%	5
KENILWORTH CARE & REHABILITATION CENTER			5	100%	5
Avalon Healthcare and Rehabilitation Center			5	100%	5
MEDEXPRESS URGENT CARE - HUNTINGTON WE		5			5
CAREHERE LCS- EUSTIS			5	100%	5
MINUTECLINIC DIAGNOSTIC OF ILLINOIS		4	1	20%	5
PEDIATRIC URGENT HEALTH CARE			5	100%	5
AHF PUBLIC HEALTH LABORATORY			5	100%	5
QUINTON MEMORIAL HEALTH CARE CENTER		5			5

COVID-19: testing by laboratory

Data through Feb 2, 2021 verified as of Feb 3, 2021 at 09:25 AM

Data in this report are provisional and subject to change.

The numbers in the table below represent the number of Florida and non-Florida residents for whom test results were received by the Department of Health. A person can be tested by more than one laboratory and can have both positive and negative results. **Therefore, the sum of the numbers in each column will be larger than the total number of people tested.**

Reporting lab	Inconclusive	Negative	Positive	Percent positive	Total
UPMC HEALTH SYSTEM		4	1	20%	5
APOLLO GARDENS RETIREMENT RESIDENCE CARE		5			5
MEDEXPRESS URGENT CARE - TARENTUM		5			5
ST. LUCIE COUNTY HEALTH DEPARTMENT		4	1	20%	5
HILLSBOROUGH COUNTY HEALTH DEPARTMENT			5	100%	5
CVS CA9165POCT SAN DIEGO		5			5
AMERICAN MEDICAL RESPONSE - DENVER		2	3	60%	5
NEMOURS CHILDREN'S URGENT			5	100%	5
SIGNATURE URGENT CARE			5	100%	5
HAVEN HOSPICE IN CHIEFLAND			5	100%	5
XRL SXF REF LAB		5			5
MINUTE CLINIC LLC #2775		5			5
GRAND VILLA OF ORMOND BEACH		3	2	40%	5
MARSHALL MEDICAL CENTER SOUTH LAB		4	1	20%	5
MANATEE COUNTY JAIL		4	1	20%	5
Enterprise Health and Rehabilitation Center		5			5
WALK-IN MEDICAL CARE			5	100%	5
OCCMED SOLUTIONS		2	3	60%	5
SOUTH FLORIDA FAMILY HEALTH & RESEARCH CTR			5	100%	5
GRAND VILLA OF DEL RAY WEST		4	1	20%	5
GRAND VILLA OF PINELLAS PARK		4	1	20%	5
ATLANTIC COMMUNITY HIGH SCHOOL		4	1	20%	5
WEEMS MEDICAL CENTERS		2	3	60%	5
URGENT CARE OF LONGWOOD			5	100%	5
CORNERSTONE PEDIATRICS			5	100%	5
WHEELER LABORATORY		4	1	20%	5
MD NOW MEDICAL CENTER INC			5	100%	5
URGENT TEAM - HUNTSVILLE		4	1	20%	5
HUNTERS CREEK PEDIATRICS		5			5
COLLIER PHARMACY		2	3	60%	5
THE UNIVERSITY OF VERMONT MEDICAL CENTER		4	1	20%	5
MINUTECLINIC DIAGNOSTIC OF NEW JERSEY,		5			5
OPTUMCARE FLORIDA, LLC		3	2	40%	5
TANNER MEDICAL CENTER EAST AL		5			5
Kennedy University Hospital		5			5
CVS TN5601POCT LENOIR CITY		5			5
MEDEXPRESS URGENT CARE MORGANTOWN		5			5
MINUTE-CLINIC DIAGNOSTIC OF VIRGINIA, LLC #794		5			5
MEDEXPRESS URGENT CARE - CLARKSBURG		5			5
CVA MINUTE CLINIC DIAGNOSTIC OF VIRGINIA, LLC		5			5
HOLLY HILL HOME INFUSION SERVICE		5			5
OCCUPATIONAL HEALTH CENTERS OF THE SOUTHWEST PA		4	1	20%	5
AUGUSTA HEALTH			5	100%	5
KETTERING HEALTH			5	100%	5
BOROPARK URGENT CARE		4	1	20%	5
LEXINGTON PLACE SENIOR LIVING COMMUNITY		5			5
LONG ISLAND JEWISH FOREST HILLS HOSPITAL		5			5

COVID-19: testing by laboratory

Data through Feb 2, 2021 verified as of Feb 3, 2021 at 09:25 AM

Data in this report are provisional and subject to change.

The numbers in the table below represent the number of Florida and non-Florida residents for whom test results were received by the Department of Health. A person can be tested by more than one laboratory and can have both positive and negative results. **Therefore, the sum of the numbers in each column will be larger than the total number of people tested.**

Reporting lab	Inconclusive	Negative	Positive	Percent positive	Total
BAPTIST HEALTH - TOWN CENTER			5	100%	5
VENICE GREEN VILLAGE		3	2	40%	5
CDRX INFUSION			5	100%	5
FLORIDA DEPARTMENT OF HEALTH - INVERNESS		3	2	40%	5
AEL KNOXVILLE			5	100%	5
PANCARE HEALTH - KATE SMITH ELEMENTARY		1	4	80%	5
EASTCHESTER PEDIATRIC MEDICAL GROUP		5			5
MEDICAL CENTER OF BLOUNTSTOWN			5	100%	5
MINUTECLINIC DIAGNOSTIC OF TN PC #442		4	1	20%	5
LABCORP UNSPECIFIED		5			5
PHYSICIANS FOR CHILDREN			5	100%	5
NOVANT HEALTH UVA		2	3	60%	5
ACCENTCARE		5			5
VICTORIAN MANOR			5	100%	5
CONCENTRA URGENT CARE		1	4	80%	5
MEDEXPRESS URGENT CARE PORT HURON		4	1	20%	5
DOCTORS EXPRESS OF ST PETERSBURG			5	100%	5
DOCS URGENT CARE		1	4	80%	5
FRANCES WARDE MEDICAL LABORATORY		2	3	60%	5
PREMIER FAMILY HEALTH PA			5	100%	5
BROWNE MEDICAL		5			5
RIVERVIEW ALF OPERATOR LLC			5	100%	5
ST. PETERSBURG PEDIATRICS			5	100%	5
VIERA PEDIATRICS		1	4	80%	5
RAYMOND BASRI MD		5			5
FORSYTH HOUSE			5	100%	5
PRECISION DIAGNOSTICS INC - NJ		5			5
OMNICARE PHARMACY OFTEXAS 1, LP DBA OMNICARE		5			5
REMISE OCCUPATIONAL HEALTH SOLUTIONS INC			5	100%	5
MEDEXPRESS URGENT CARE - WILLIAMSPORT		4	1	20%	5
MC DIAGNOSTIC OF CONNECTICUT, PC #1966		5			5
FLORIDA PREMIER MEDICAL CARE PA			5	100%	5
CARL R DARNALL ARMY MEDICAL CENTER			5	100%	5
LAKE COUNTY DETENTION CENTER		3	2	40%	5
MINUTE CLINIC DIAGNOSTIC OF SOUTH CAROLINA		4	1	20%	5
NELSON BIOLOGICAL			5	100%	5
BLOOMINGDALE PEDIATRIC ASSOCIATES PA			5	100%	5
CYPRESS CREEK MEDICAL CENTER			5	100%	5
MINUTECLINIC DIAGNOSTIC OF PENNSYLVANIA, LLD #1545		5			5
ACCESS HEALTH CARE PHYSICIANS LLC		1	4	80%	5
PRECISION LABS LLC		2	3	60%	5
PALM GARDEN OF SUN CITY			5	100%	5
DOTHAN WEST FAMILY MEDICINE		3	2	40%	5
DIXIE COUNTY EMERGENCY SERVICES			5	100%	5
WESTMINSTER SHORES			5	100%	5
PENSACOLA PEDIATRICS PA - TIGER POINT			5	100%	5
COLUMBIA MEMORIAL HOSPITAL LABORATORY		5			5

COVID-19: testing by laboratory

Data through Feb 2, 2021 verified as of Feb 3, 2021 at 09:25 AM

Data in this report are provisional and subject to change.

The numbers in the table below represent the number of Florida and non-Florida residents for whom test results were received by the Department of Health. A person can be tested by more than one laboratory and can have both positive and negative results. **Therefore, the sum of the numbers in each column will be larger than the total number of people tested.**

Reporting lab	Inconclusive	Negative	Positive	Percent positive	Total
RUSH UNIVERSITY MEDICAL CENTER LABORATORY			5	100%	5
DR. PHILLIPS MEDICAL WELLNESS CENTER		3	2	40%	5
FLORIDA HOSPITAL LAKE MARY		5			5
SHEEPSHEAD BAY URGENT CARE		5			5
MEDLAB ASSOCIATES LLC		5			5
URGENT MED INC		3	2	40%	5
AVALON MEDICAL WALK IN CLINIC			5	100%	5
WAKEMED		1	4	80%	5
RELIANT IMMUNE DIAGNOSTICS			5	100%	5
MOUNT SINAI BROOKLYN LABORATORY		4	1	20%	5
KEYSTONE REHABILITATION AND HEALTH CENTER		1	4	80%	5
UCF STUDENT HEALTH SERVICES LABORATORY		2	3	60%	5
EP LTC PHARMACY		4	1	20%	5
CHAMPLAIN VALLEY PHYSICIANS HOSPITAL		3	2	40%	5
URGENT CARE COASTAL GA			5	100%	5
BROOKDALE NEW PORT RICHEY			5	100%	5
MINUTECLINIC, LLC #1586		3	2	40%	5
CLEVELAND CLINIC MARTIN HEALTH NURSING & RESTORATIVE		5			5
LAKE NONA PEDIATRICS IN ASSOCIATION WITH NEMOURS		5			5
FINLAY		1	4	80%	5
MINUTECLINIC, LLC #03965		5			5
NORTH FLORIDA MEDICAL CENTERS INC		1	4	80%	5
INNOVATIVE COVID-DIVERSEY			5	100%	5
UNIVERSITY OF MIAMI MILLER SCHOOL OF MEDICINE			5	100%	5
WHITE WILSON MEDICAL CENTER - FWB		1	4	80%	5
NORTH PINELLAS CHILDRENS MEDICAL CENTER INC			5	100%	5
ORLANDO FAMILY PHYSICIANS			5	100%	5
ST JOHNS BIOMEDICAL LAB		5			5
PATIENT FIRST - LEESBURG			5	100%	5
NORTHPORT MEDICAL CENTER LAB		5			5
EAST BANK HOSPITAL - UNIVERSITY OF MINNESOTA MEDICAL CENTER			5	100%	5
JUPITER ISLAND MEDICAL CLINIC INC		5			5
MINUTECLINIC MINUTECLINIC #4977		3	2	40%	5
LABS PLUS LLC		5			5
HAWTHORNE INN OF LAKELAND		5			5
COPELAND MEDICAL CLINIC		3	2	40%	5
ADVENTHEALTH CAR CENTER APOPKA			5	100%	5
COVID RAPID LABS			5	100%	5
CENTREX CLINICAL LABS INC		5			5
MAXHEALTH		4	1	20%	5
Life Care Center of Estero			5	100%	5
JOE DIMAGGIO CHILDREN'S HOSPITAL		1	4	80%	5
EGL GENETICS DIAGNOSTICS			5	100%	5
INTERNAL MEDICINE & PRIMARY CARE ASSOCIATES, PLC			5	100%	5
SOUTHERN OCEAN MEDICAL CENTER		5			5
MEDEXPRESS URGENT CARE - IRVING		5			5
ST CLOUD COMPOUNDING PHARMACY & WELLNESS CENTER		5			5

COVID-19: testing by laboratory

Data through Feb 2, 2021 verified as of Feb 3, 2021 at 09:25 AM

Data in this report are provisional and subject to change.

The numbers in the table below represent the number of Florida and non-Florida residents for whom test results were received by the Department of Health. A person can be tested by more than one laboratory and can have both positive and negative results. **Therefore, the sum of the numbers in each column will be larger than the total number of people tested.**

Reporting lab	Inconclusive	Negative	Positive	Percent positive	Total
MINUTE CLINIC, LLC #1434		5			5
MEDEXPRESS URGENT CARE-MUNCIE		5			5
MEDEXPRESS URGENT CARE - STATE COLLEGE		4	1	20%	5
NIGHT LITE PEDIATRICS CENTER		1	4	80%	5
BROWNE MEDICAL LLC		3	2	40%	5
MINUTECLINIC LLC (1435)		5			5
Army Residence Community		5			5
COOPER HOSPITAL/UNIVERSITY MEDICAL		5			5
WATERTOWN URGENT CARE PLLC		5			5
GRAND VILLA OF NEW PORT RICHEY		2	3	60%	5
PM PEDIATRICS OF SELDEN		3	2	40%	5
DEPARTMENT OF HEALTH AND HUMAN SERVICES LANSING			5	100%	5
MEDEXPRESS URGENT CARE MURRYSVILLE		3	2	40%	5
UT SOUTHWESTERN MEDICAL CENTER			5	100%	5
SANDALWOOD NURSING CENTER		5			5
WEST PACIFIC MEDICAL LABORATORY			5	100%	5
NORTH DADE NURSING AND REHABILITATION CENTER			5	100%	5
CVS SC7556POCT WEST COLUMBIA		5			5
TRIDENT BIOMETRICS		3	1	25%	4
CLINICAL LABORATORIES OF THE BUFFALO		3	1	25%	4
SUNRISE SENIOR LIVING OF JACKSONVILLE			4	100%	4
INTERMARKET FACILITY			4	100%	4
MEMORIAL HEALTHCARE SYSTEM		1	3	75%	4
MEASE CONTINUING CARE		2	2	50%	4
MIAMI MEDICAL CONSULTANT PA			4	100%	4
SHARP MEMORIAL HOSPITAL MICROBIOLOGY DEPT			4	100%	4
SIGNATURE CARE EMERGENCY CENTER		2	2	50%	4
CARE ONE PRIMARY CARE			4	100%	4
ABSOLUTE HEALTH		4			4
MEDICAL PAVILION CLINIC			4	100%	4
MEDEXPRESS URGENT CARE HUNTINGTON		4			4
ALVARO J DANGOND MD PA		4			4
MEDEXPRESS URGENT CARE - SOUTH PARKERSBURG		4			4
MINUTECLINIC DIAGNOSTIC OF RHODE ISLAN		4			4
COVENIENT CARE MEDICAL CLINIC			4	100%	4
DERMATOLOGY SPECIALISTS OF FL - DR. JON WARD			4	100%	4
WESLEY CHAPEL INTERNAL MEDICINE AND PEDIATRICS			4	100%	4
MEDEXPRESS - NEWARK		4			4
DEPARTMENT OF PATHOLOGY ROME MEMORIAL		3	1	25%	4
MINUTECLINIC DIAG OF IND LLC #8651		3	1	25%	4
POWERS PEDIATRICS			4	100%	4
CLAY PRIMARY & FAMILY CARE LLC			4	100%	4
MEMORIAL HEALTH CARE SYSTEMS			4	100%	4
CAPE COD HOSPITAL			4	100%	4
PRL NYC PANDEMIC RESPONSE LAB			4	100%	4
MC DIAGNOSTIC OF CONNECTICUT, PC # 257		3	1	25%	4
TMH FSU RAPID LABORATORY		2	2	50%	4

COVID-19: testing by laboratory

Data through Feb 2, 2021 verified as of Feb 3, 2021 at 09:25 AM

Data in this report are provisional and subject to change.

The numbers in the table below represent the number of Florida and non-Florida residents for whom test results were received by the Department of Health. A person can be tested by more than one laboratory and can have both positive and negative results. **Therefore, the sum of the numbers in each column will be larger than the total number of people tested.**

Reporting lab	Inconclusive	Negative	Positive	Percent positive	Total
L3HARRIS FAMILY MEDICAL CENTER			4	100%	4
SCIENCE CARE			4	100%	4
URGENT CARE - OCONEE		2	2	50%	4
ST VINCENTS PRIMARY CARE			4	100%	4
Advanced Care Center			4	100%	4
AHC Decatur County		4			4
CVS OH2543POCT CANFIELD		4			4
WILSON PEDIATRICS			4	100%	4
CELERION			4	100%	4
MINUTE CLINIC INCORPORTE		4			4
Signature Healthcare of Savannah		4			4
PANCARE HEALTH YOUNGSTOWN			4	100%	4
Millennium Nursing & Rehab Center		4			4
REHABILITATION CENTER OF WINTER PARK,THE			4	100%	4
FLORIDA HEART AND VASCULAR			4	100%	4
MEDICAL CENTER ENTERPRISE			4	100%	4
STEUBEN COUNTY PUBLIC HEALTH		4			4
SJH			4	100%	4
MEDEXPRESS URGENT CARE - TEAYS VALLEY		3	1	25%	4
Crowne Health Care of Montgomery		4			4
COMPASSION PEDIATRICS			4	100%	4
MEDEXPRESS URGENT CARE - MARKHAM STREE		3	1	25%	4
QUALITY MEDICAL CARE			4	100%	4
MEDEXPRESS URGENT CARE - SUMMERSVILLE, WEBSTER RD		4			4
CAREWELL 202			4	100%	4
MINUTECLINIC, DIAGNOSTIC OF TEXAS, LL		4			4
ADVENT HEALTH - TUSKAWILLA		4			4
THE RETREAT AT PORT ORANGE			4	100%	4
BIOTEST PLASMA CENTER		4			4
CALIFORNIA DEPARTMENT OF PUBLIC HEALTH			4	100%	4
BAPTIST HEALTH MEDICAL CENTER			4	100%	4
WILLIAM A HINTON STATE LABORATORY INSTITUTE		1	3	75%	4
DIAMOND SPEEDWAY DIALYSIS		1	3	75%	4
AMERICAN SCIENTIFIC LABORATORIES LLC			4	100%	4
LAKE FOREST PARK OP CO LLC		4			4
MARSHFIELD LABORATORIES			4	100%	4
COURTYARD GARDENS OF BOYNTON BEACH, LLC		1	3	75%	4
ADVANCED PEDIATRICS OF BOCA LLC			4	100%	4
GEORGE E WEEMS MEMORIAL HOSPITAL LAB		3	1	25%	4
SunTerrace Health Care Center		3	1	25%	4
ADVENTHEALTH NEW SMYRNA BEACH COMMUNITY HEALTH			4	100%	4
DEVEREUX FLORIDA CHILDRENS CENTER			4	100%	4
THE LITTLE CLINIC			4	100%	4
MEDEXPRESS URGENT CARE - KOKOMO		4			4
CAREATC, INC.			4	100%	4
NEMOURS CHILDREN'S CLINIC			4	100%	4
SANDGATE GARDENS REHAB & NURSING CENTER		3	1	25%	4

COVID-19: testing by laboratory

Data through Feb 2, 2021 verified as of Feb 3, 2021 at 09:25 AM

Data in this report are provisional and subject to change.

The numbers in the table below represent the number of Florida and non-Florida residents for whom test results were received by the Department of Health. A person can be tested by more than one laboratory and can have both positive and negative results. **Therefore, the sum of the numbers in each column will be larger than the total number of people tested.**

Reporting lab	Inconclusive	Negative	Positive	Percent positive	Total
Grace Rehabilitation of Vero Beach		4			4
MINUTECLINIC DIAGNOSTIC OF WISCONSIN, LLC		4			4
HARLEM HOSPITAL CENTER		3	1	25%	4
BOONE DRUG & HEALTHCARE AT DEERFIELD			4	100%	4
LONG ISLAND UNIVERSITY - POST CAMPUS		4			4
BETHPAGE EXTENDED HOURS CENTER		4			4
DYNACARE LABORATORIES			4	100%	4
State Lab Unspecifd			4	100%	4
MINUTECLINIC, LLC, DBA MINUTECLINIC #6		4			4
MEDEXPRESS URGENT CARE - PRINCETON		4			4
JS HEALTHCARE INC		4			4
ELITE MEDICAL CENTER			4	100%	4
MEDEXPRESS URGENT CARE - CULPEPER		4			4
BOND & STEELE CLINIC PA D/B/A BOND CLINIC PA		4			4
BENEVA LAKES HEALTHCARE & REHAB CENTER			4	100%	4
SOMA MEDICAL CENTER PA			4	100%	4
GASTROENTEROLOGY ASSOC OF PENSACOLA, PA		2	2	50%	4
CAPITAL HEALTH LABORATORY INC			4	100%	4
MEDEXPRESS URGENT CARE LAVALE		4			4
TARPON SPRINGS PEDIATRICS, LLC			4	100%	4
Casa Mora Rehabilitation & Extended Care		4			4
AURORA BAYCARE UROLOGY			4	100%	4
BIRMINGHAM VAMC		1	3	75%	4
MEDEXPRESS URGENT CARE, FAIRMONT		4			4
UNIVERSITY OF MIAMI MILLER SCHOOL			4	100%	4
MINUTECLINIC #2860		3	1	25%	4
UNIVERSITY OF MIAMI / SCCC RESEARCH LABORATORY			4	100%	4
MARION AND BERNARD L SAMSON NURSING CENTER			4	100%	4
UNC HOSPITAL/MCLENDON CLINICAL LABORATORIES			4	100%	4
DES PLAINES CLINICAL LAB		2	2	50%	4
DIAGNOSTECHS		4			4
MEDEXPRESS URGENT CARE - MBURG COMMONS		4			4
REDMED OF CROSSTOWN		1	3	75%	4
WALGREENS #07034		4			4
GUTHRIE MEDICAL GROUP - CORNING		3	1	25%	4
COMMUNITY HEALTH CENTER OF WEST PALM BEACH			4	100%	4
CORIZON HEALTH INC			4	100%	4
FLORIDA CANCER SPECIALISTS AND RESEARCH		2	2	50%	4
CVS IN6654POCT INDIANAPOLIS		3	1	25%	4
MEDEXPRESS URGENT CARE - MOUNTAIN HOME		3	1	25%	4
FLORENCE - HUNTSVILLE HOSPITAL URGENT CARE		3	1	25%	4
UNION CITY MANOR NURSING CENTER		4			4
DTR LABS		3	1	25%	4
HOME DOCS		2	2	50%	4
SOUTHWESTERN REGIONAL MEDICAL CENTER - TULSA		4			4
PDL PHARMACY CORP			4	100%	4
MAILBOX DIAGNOSTICS		2	2	50%	4

COVID-19: testing by laboratory

Data through Feb 2, 2021 verified as of Feb 3, 2021 at 09:25 AM

Data in this report are provisional and subject to change.

The numbers in the table below represent the number of Florida and non-Florida residents for whom test results were received by the Department of Health. A person can be tested by more than one laboratory and can have both positive and negative results. **Therefore, the sum of the numbers in each column will be larger than the total number of people tested.**

Reporting lab	Inconclusive	Negative	Positive	Percent positive	Total
ST CHARLES BEND LABORATORY		3	1	25%	4
THORNBURG PEDIATRICS		4			4
IMMUNOGENOMICS LLC		1	3	75%	4
Health Care Center of Jacksonville			4	100%	4
AIREVAC INTERNATIONAL		4			4
FISHERMEN'S HOSPITAL			4	100%	4
EXPRESS TEST			4	100%	4
ST BARNABAS HOSPITAL		4			4
MINUTECLINIC DIAGNOSTIC OF NORTH CAROLINA PC #5341		3	1	25%	4
CVS TX7821POCT LEAGUE CITY		4			4
MINUTECLINIC DIAGNOSTIC MED GRP OF CA		3	1	25%	4
ORLANDO ORTHOPAEDIC OUTPATIENT SURGERY CENTER		1	3	75%	4
MEDICINE SHOPPE #1306 THE		3	1	25%	4
SOUTHEASTERN REGIONAL MEDICAL CENTER			4	100%	4
PRINCETON BMC LABORATORY		4			4
FCHC (OB)-DARWIN SQUARE CTR.			4	100%	4
SV DIAGNOSTIC LAB			4	100%	4
Sunrise Health and Rehabilitation Center			4	100%	4
MCKENZIE-WILLAMETTE MEDICAL CENTER LAB		4			4
MD NOW URGENT CARE - DELRAY WEST			4	100%	4
KENTUCKY CABINET FOR HEALTH AND FAMILY SERVICES			4	100%	4
PANCARE HEALTH - PONCE DE LEON			4	100%	4
UNIVERSITY OF WASHINGTON MEDICAL CENTER (UWMC) EMERGENCY DEPT.			4	100%	4
BARTON MEMORIAL HOSPITAL		3	1	25%	4
COMPREHENSIVE CLINICAL RESEARCH, LLC			4	100%	4
MINUTECLINIC DIAGNOSTIC OF TN PC #643		2	2	50%	4
MEDEXPRESS URGENT CARE PLEASANT HILLS		3	1	25%	4
PELICAN LANDING		1	3	75%	4
MINUTECLINIC DIAGNOSTIC OF TN PC #6363		4			4
CONSULATE HEATH CARE AT WEST ALTAMONTE			4	100%	4
PALM BEACH CANCER INSTITUTE			4	100%	4
MEDEXPRESS URGENT CARE - YORK		1	3	75%	4
ASCENDI HOME HEALTH AGENCY INC			4	100%	4
FIFTH AVENUE PEDIATRICS		3	1	25%	4
PEACEHEALTH LABORATORIES		3	1	25%	4
CVS MINUTE CLINIC, LLC #22		3	1	25%	4
MINUTECLINIC DIAGNOSTIC OF VIRGINIA, LLC #255		4			4
RELIANT ACUTE CARE			4	100%	4
CELAL GUROL ERBAY, MD			4	100%	4
LEMOYNE COLLEGE WELLNESS CENTER FOR		4			4
CELEBRATION PEDIATRICS			4	100%	4
COMPASSION PEDIATRIC URGENT CARE LLC			4	100%	4
PARADIGM LABORATORIES			4	100%	4
OKLAHOMA STATE UNIVERSITY DIAGNOSTIC LAB			4	100%	4
PHYSICIANS QUALITY CARE			4	100%	4
GENTLE HANDS MOBILE PHLEBOTOMY			4	100%	4
NU WAVE MEDICAL CENTER			4	100%	4

COVID-19: testing by laboratory

Data through Feb 2, 2021 verified as of Feb 3, 2021 at 09:25 AM

Data in this report are provisional and subject to change.

The numbers in the table below represent the number of Florida and non-Florida residents for whom test results were received by the Department of Health. A person can be tested by more than one laboratory and can have both positive and negative results. **Therefore, the sum of the numbers in each column will be larger than the total number of people tested.**

Reporting lab	Inconclusive	Negative	Positive	Percent positive	Total
MIAMI COMMUNITY HEALTH CENTER INC		1	3	75%	4
THE DOCTORS CENTER HEALTHCARE-SOUTHSIDE		1	3	75%	4
OMNICARE PHARMACY OF TEXAS 1		4			4
CVS MA2172POCT NORTH GRAFTON		4			4
VIDANT MEDICAL CENTER			4	100%	4
HAMPTON ALF AT 24TH ROAD LLC			4	100%	4
OVIEDO CHILDRENS HEALTH CENTER LLC		1	3	75%	4
AFFINITY URGENT CARE			4	100%	4
PHYSICIANS IMMEDIATE CARE AURORA			4	100%	4
BELLIN HEALTH LAB		1	3	75%	4
USCG SECTOR ST PETE		1	3	75%	4
Westminster Manor		3	1	25%	4
MEDEXPRESS - COLLINSVILLE BELT LINE		3	1	25%	4
GENUS DIAGNOSTICS			4	100%	4
LATCHER LABORATORY OF A O FOX MEMORIAL		2	2	50%	4
COMPUNET CLINICAL LAB			4	100%	4
West Gate Village, LLC		4			4
PERSONAL PHYSICIAN CARE PA			4	100%	4
CENTERPLACE HEALTH, INC			4	100%	4
CALUSA HARBOUR			4	100%	4
FAMILY MEDICINE AT WATERMAN		4			4
HEALTHY MINORS PEDIATRIC URGENT CARE		4			4
ARKANSAS DEPARTMENT OF HEALTH			4	100%	4
ST. MARY'S HOSPITAL			4	100%	4
PHYSICIANS IMMEDIATE CARE ELGIN			4	100%	4
HEALTHCARE NETWORK OF SOUTHWEST FLORIDA			4	100%	4
WYOMING PUBLIC HEALTH LAB			4	100%	4
PANCARE HEALTH - ALTHA PUBLIC			4	100%	4
MINUTECLINIC DIAGNOSTIC OF VIRGINIA, LLC #1656		4			4
SONIC REFERENCE LABORATORY			4	100%	4
MINUTECLINIC, LLC #1796		3	1	25%	4
MEDEXPRESS URGENT CARE - WEIRTON		4			4
CRESTAR LABS		2	2	50%	4
MINUTE CLINIC DIAGNOSTIC OF TEXAS, LLC		4			4
BIG BEND HOSPICE INC		4			4
CVS GA2470POCT CANTON		4			4
NAVAL MEDICAL CENTER SAN DIEGO			4	100%	4
FRESENIUS KIDNEY CARE SOUTH ORLANDO			4	100%	4
INTEGRATED FAMILY MEDICAL CENTER			4	100%	4
THE OASIS ALF		4			4
SOMA MEDICAL CENTER PA #4			4	100%	4
BAYLOR ESOTERIC AND MOLECULAR LAB			4	100%	4
PILGRIM PHARMACY INC		4			4
MEDEXPRESS URGENT CARE - BLUEFIELD		3	1	25%	4
THONOTOSASSA COMMUNITY HEALTH CENTER		1	3	75%	4
EXPRESS TESTING-ONE			4	100%	4
PPD - IXLAYER		3	1	25%	4

COVID-19: testing by laboratory

Data through Feb 2, 2021 verified as of Feb 3, 2021 at 09:25 AM

Data in this report are provisional and subject to change.

The numbers in the table below represent the number of Florida and non-Florida residents for whom test results were received by the Department of Health. A person can be tested by more than one laboratory and can have both positive and negative results. **Therefore, the sum of the numbers in each column will be larger than the total number of people tested.**

Reporting lab	Inconclusive	Negative	Positive	Percent positive	Total
OCHSNER MEDICAL CENTER			4	100%	4
Oakwood - North Baldwins Center for Living		4			4
NYU WINTHROP HOSPITAL PATHOLOGY		4			4
Walker BaptistMedCtr		3	1	25%	4
FAMILY TREE DNA			4	100%	4
MEDEXPRESS URGENT CARE - LOGAN		4			4
NOVADX		2	2	50%	4
MERCY URGENT CARE			4	100%	4
MINUTECLINIC DIAGNOSTIC OF MAINE, LLC		2	2	50%	4
MINUTECLINIC DIAG OF IND, LLC #10190		4			4
CVS MINUTE CLINIC DIAGNOSTIC PA #3060		3	1	25%	4
ENCOMPASS HOME HEALTH		4			4
MD ANDERSON			4	100%	4
MASSASHUSETTS STATE LAB INSTITUTE		1	3	75%	4
FHCP – ORMOND BEACH			4	100%	4
MINUTECLINIC DIANOSTIC OF VIRGINIA, LL		3	1	25%	4
MEDEXPRESS URGENT CARE - FORT WORTH S		3	1	25%	4
Life Care Center of Orlando			4	100%	4
MINUTECLINIC, LLC #1470		4			4
CVS NJ836POCT RUNNEMEDE		4			4
MINUTECLINIC DIAGNOSTIC OF VIRGINIA		4			4
COMMUNITY PHYSICIANS OF NORTH PORT PA			4	100%	4
SUMTER COUNTY HEALTH DEPARTMENT			4	100%	4
FLORIDA HOSPITAL ALTAMONTE		2	2	50%	4
CVS NC4165POCT BREVARD		2	2	50%	4
MONTANA DEPARTMENT OF PUBLIC HEALTH & HUMAN SERVICES			4	100%	4
DISCOVERY VILLAGE AT DEERWOOD			4	100%	4
VITRO MOLECULAR LABORATORIES			4	100%	4
CVS HEALTH MINUTE CLINIC		1	3	75%	4
MINUTECLINIC DIAGNOSTIC OF SC, LLC #7		2	2	50%	4
CARENOW URGENT CARE - CENTRAL AUSTIN		1	3	75%	4
MINUTECLINIC DIAG OF IND, LLC #2387		4			4
TERENCE B MITCHELL MD, INC			4	100%	4
CHILDREN'S MEDICAL GROUP		4			4
MIZELL MEMORIAL HOSPITAL			4	100%	4
VITAL CARE URGENT CARE			4	100%	4
GRAND AVENUE RX			4	100%	4
HELIX KH UC			4	100%	4
NEULIFE NEUROLOGICAL SERVICES LLC			4	100%	4
SANFORD SOUTH UNIVERSITY		4			4
SEBRING PEDIATRICS LLC			4	100%	4
MINUTECLINIC DIAGNOSTIC OF NEVADA #87		2	2	50%	4
NOT GIVEN		1	3	75%	4
SIGNATURE CARE MONTROSE		2	2	50%	4
MINUTECLINIC, LLC #4682		2	2	50%	4
CVS NY4098030POCT NEW YORK		4			4
MINUTECLINIC DIAGNOSTIC OF OHIO #7790		2	2	50%	4

COVID-19: testing by laboratory

Data through Feb 2, 2021 verified as of Feb 3, 2021 at 09:25 AM

Data in this report are provisional and subject to change.

The numbers in the table below represent the number of Florida and non-Florida residents for whom test results were received by the Department of Health. A person can be tested by more than one laboratory and can have both positive and negative results. **Therefore, the sum of the numbers in each column will be larger than the total number of people tested.**

Reporting lab	Inconclusive	Negative	Positive	Percent positive	Total
MEDEXPRESS URGENT CARE - FREDERICK		4			4
LIFE CARE HOME HEALTH SERVICES LLC		1	3	75%	4
CARENOW URGENT CARE - WINTER SPRINGS		3	1	25%	4
MINUTE CLINIC DIAGNOSTIC OF PENNSYLVANIA		4			4
CAPTAIN JAMES A. LOVELL FEDERAL HEALTHCARE CENTER			4	100%	4
DIAGNOSTIC & MEDICAL SPECIALISTS OF GREENWICH		2	2	50%	4
CARENOW URGENT CARE-HERMITAGE			4	100%	4
PRIMECARE		2	2	50%	4
MINUTECLINIC, LLC #03268		3	1	25%	4
FLORIDA HEALTHCARE OF ORLANDO			4	100%	4
REFUGE A HEALING PLACE, THE			4	100%	4
DEPARTMENT OF HEALTH/ NEW YORK			4	100%	4
GULF COAST PEDIATRICS OF SARASOTA PA		1	3	75%	4
IMIC INC RESEARCH			4	100%	4
DEPARTMENT OF HEALTH AND HUMAN SERVICES		2	2	50%	4
PEDIATRICS IN BREVARD-COCOA BEACH		2	2	50%	4
TRUE HEALTH- HOFFNER		3	1	25%	4
ELITE CARE			4	100%	4
PLEASANTVILLE OF SEBASTIAN LLC			4	100%	4
DEPARTMENT OF HEALTH AND HUMAN SERVICES STATE OF NEW HAMPSHIRE			4	100%	4
FLORIDA HEALTH CARE PLANS STIRLING CENTER			4	100%	4
ADVENTHEALTH MEDICAL GROUP PEDIATRIC & ADOLESCENT		3	1	25%	4
THE PALMS PHARMACY, INC		4			4
Park Ridge Nursing Center		3	1	25%	4
HARBOUR ISLAND PEDIATRICS LLC			4	100%	4
LEON MEDICAL CENTERS, LLC			4	100%	4
ACCENT PHYSICIAN SPECIALISTS PA		4			4
JOHN T MACKAY MD			4	100%	4
INTERIM HEALTHCARE OF NORTHWEST FLORIDA INC		4			4
DISCOVERY VILLAGE AT STUART		1	3	75%	4
MINUTE CLINIC OF KANSAS PA		1	3	75%	4
Heartland of Boynton Beach			4	100%	4
CVS PA8979POCT HARRISBURG		4			4
LAFAYETTE NURSING AND REHAB			4	100%	4
MC DIAGNOSTIC OF CONNECTICUT, PC #1043		4			4
FLORIDA PRIMARY & SPECIALTY CARE		4			4
CAYUGA COUNTY HEALTH DEPARTMENT		3	1	25%	4
GRAND AVE PHARMACY			4	100%	4
GENEVA GENERAL HOSPITAL LABORATORY		3	1	25%	4
MEDEXPRESS - NEW CASTLE, DUPONT HWY		4			4
ARCPOINT LABS OF FORT LAUDERDALE, FL CENTRAL		1	3	75%	4
FHPG TAMPA PRIMARY CARE			3	100%	3
MEDICAL SERVICES OF AMERICA HOME HEALTH		3			3
Broadview Multi-Care Center		3			3
OHIO DEPARTMENT OF HEALTH LABORATORY		2	1	33%	3
LOYOLA UNIVERSITY MEDICAL CENTER LABORATORY			3	100%	3
ORCHID COVE DAYTONA			3	100%	3

COVID-19: testing by laboratory

Data through Feb 2, 2021 verified as of Feb 3, 2021 at 09:25 AM

Data in this report are provisional and subject to change.

The numbers in the table below represent the number of Florida and non-Florida residents for whom test results were received by the Department of Health. A person can be tested by more than one laboratory and can have both positive and negative results. **Therefore, the sum of the numbers in each column will be larger than the total number of people tested.**

Reporting lab	Inconclusive	Negative	Positive	Percent positive	Total
NEWSTAR MEDICAL LABORATORIES		3			3
HIALEAH SHORES NURSING AND		2	1	33%	3
SUMNER REGIONAL MEDICAL CENTER		2	1	33%	3
MEDIC INFUSION PA		3			3
Bainbridge Health and Rehab		3			3
MINUTE CLINIC LLC # 2033		2	1	33%	3
MOULTRIE CREEK NURSING AND REHAB			3	100%	3
ADVANCED HEART CARE OF SOUTH FLORIDA		3			3
CVS MN6811POCT PLYMOUTH		3			3
SIGNATURE CARE PFLUGERVILLE			3	100%	3
NORTH BROWARD HOSPITAL DISTRICT HEALTHCARE FOR THE HOMELESS			3	100%	3
OHIO CVS STORES		3			3
JACKSON SOUTH COMMUNITY HOSPITAL LAB			3	100%	3
JUPITER CLINIC			3	100%	3
BROOKDALE OAKBRIDGE		1	2	67%	3
BRANDON REGIONAL EMERGENCY CTR			3	100%	3
CLEARWATER		2	1	33%	3
RIVER CITY MEDICAL ASSOCIATES INC			3	100%	3
MANORCARE NURSING & REHABILITATION CENTER-NAPLES		3			3
STRINGFELLOW MEMORIAL HOSPITAL		3			3
CVS TN2179POCT MURFREESBORO		3			3
MINUTECLINIC DIAG OF IND LLC #6840		3			3
CAMPAZZI CONCIERGE MEDICAL SERVICES		2	1	33%	3
SAVANNAH COVE		3			3
PEDIATRICS AND ADOLESCENT MEDICINE		2	1	33%	3
RHEA MEDICAL CENTER		3			3
MEDEXPRESS URGENT CARE - LITTLE ROCK		2	1	33%	3
MEDFIRST URGENT CARE			3	100%	3
ROANE MEDICAL CENTER		2	1	33%	3
PM PEDIATRICS OF SELDEN PLLC		3			3
MINUTECLINIC DIAGNOSTIC OF TEXAS LLC		2	1	33%	3
LAURELLWOOD NURSING CENTER		1	2	67%	3
MINUTECLINIC, LLC #5707		3			3
LISTENING DOCTOR PLLC, THE			3	100%	3
MED EXPRESS URGENT CARE PC - MARYLAND		2	1	33%	3
Kroger 124 - The Little Clinic University		3			3
DACH MAIN LAB			3	100%	3
LEXINGTON MEDICAL CENTER		1	2	67%	3
EMORY BENNETT VETERANS NURSING HOME		3			3
CVS TN7289POCT SIGNAL MOUNTAIN		3			3
PALM BEACH GARDENS MEDICAL CENTER			3	100%	3
ADVANCED URGENT CARE CENTER OF THE UPPER KEYS		1	2	67%	3
MPG JACKSONVILLE ATLANTIC BLVD		1	2	67%	3
ALLIED PHYSICIANS GROUP PLLC		3			3
LIFE CARE CENTER OF SKAGIT VALLEY		3			3
LIZS ADULT CARE		3			3
JS HEALTHCARE		2	1	33%	3

COVID-19: testing by laboratory

Data through Feb 2, 2021 verified as of Feb 3, 2021 at 09:25 AM

Data in this report are provisional and subject to change.

The numbers in the table below represent the number of Florida and non-Florida residents for whom test results were received by the Department of Health. A person can be tested by more than one laboratory and can have both positive and negative results. **Therefore, the sum of the numbers in each column will be larger than the total number of people tested.**

Reporting lab	Inconclusive	Negative	Positive	Percent positive	Total
LUVERNE HEALTH AND REHABILITATION		3			3
MEDEXPRESS URGENT CARE - WALDORF, CRAIN HWY		3			3
MINUTECLINIC DIAG OF IND, LLC #6483		1	2	67%	3
DEACONESS HOSPITAL			3	100%	3
MEDEXPRESS URGENT CARE, CHAMBERSBURG		2	1	33%	3
MORGAN STANLEY HEALTH CENTER		3			3
Mill Valley Care Center		3			3
INSPIRA MEDICAL CENTER VINELAND LAB		2	1	33%	3
HEPATOLOGY DIAGNOSTIC LAB			3	100%	3
AUSTIN PUBLIC HEALTH			3	100%	3
BETH ISRAEL MEDICAL CENTER LABS		3			3
CVS OH2342POCT WEST CHESTER		2	1	33%	3
CVS IN6605POCT INDIANAPOLIS		2	1	33%	3
SPARROW CENTRAL LAB			3	100%	3
24TH WEAPONS OF MASS DESTRUCTION - CIVIL SUPPORT		3			3
MEDEXPRESS URGENT CARE - WILKES BARRE		2	1	33%	3
Bethany Health and Rehab		3			3
WINTER PARK INTERNAL MEDICINE MD PA		2	1	33%	3
DELAWARE PUBLIC HEALTH LABORATORY		1	2	67%	3
HAVEN CUSTEAD CARE CENTER			3	100%	3
CVS MINUTE CLINIC DIAGNOSTIC OF TEXAS		3			3
TMH PHYSICIAN PARTNERS SOUTHWOOD			3	100%	3
TMH PHYSICIAN PARTNERS BLOUNTSTOWN			3	100%	3
MINUTE CLINIC DIAGNOSTIC MED GRP		3			3
CULLMAN REGIONAL URGENT CARE		2	1	33%	3
SARASOTA MEDICAL CENTER			3	100%	3
CVS SC7396POCT NORTH MYRTLE BEACH		3			3
IOWA DEPARTMENT OF PUBLIC HEALTH			3	100%	3
Kroger 635 - The Little Clinic Dacula		3			3
SOFTCELL L-FORM LABORATORIES, LLC			3	100%	3
VIRTUA MEMORIAL HOSPITAL BURLINGTON COUNTY		1	2	67%	3
NEMOURS CHILDRENS PRIMARY CARE HORIZON WEST			3	100%	3
ACCESS HEALTH CARE		2	1	33%	3
MINUTECLINIC, LLC #05814		3			3
VICAR'S LANDING NURSING HOME		2	1	33%	3
SURETOX LABORATORY LLC		2	1	33%	3
REGIONAL MEDICAL LAB			3	100%	3
HEART OF FLORIDA HEALTH CENTER INC			3	100%	3
LOUISIANA DEPT. OF HEALTH AND HOSPITALS-INFECTIOUS DISEASE EPI SECTION			3	100%	3
COASTAL SKIN SURGERY AND DERMATOLOGY PL		3			3
CCRX OF NORTH CAROLINA, LLC		2	1	33%	3
INDUSTRY LAB DIAGNOSTIC PARTNERS			3	100%	3
ALLIANCE PEDIATRICS PA			3	100%	3
GRAND VILLA OF PALM COAST		3			3
HEALTHQUEST, INC		2	1	33%	3
RAPID CITY RUGENT CARE			3	100%	3
ADVICE FOR OPTIMAL WELLNESS, INC			3	100%	3

COVID-19: testing by laboratory

Data through Feb 2, 2021 verified as of Feb 3, 2021 at 09:25 AM

Data in this report are provisional and subject to change.

The numbers in the table below represent the number of Florida and non-Florida residents for whom test results were received by the Department of Health. A person can be tested by more than one laboratory and can have both positive and negative results. **Therefore, the sum of the numbers in each column will be larger than the total number of people tested.**

Reporting lab	Inconclusive	Negative	Positive	Percent positive	Total
UNIVERSITY OF KANSAS MEDICAL CENTER			3	100%	3
Englewood Health and Rehab			3	100%	3
FIRST CARE - MIDDLESBORO			3	100%	3
PATIENT FIRST - ALLENTOWN			3	100%	3
CARENOW-ATASCOCITA			3	100%	3
MINUTECLINIC, LLC #7139		3			3
CVS IL8747POCT CHICAGO		3			3
MEDEXPRESS URGENT CARE-SCOTT TOWNSHIP		3			3
OPENTRONS PRL		2	1	33%	3
SSM HEALTH ST LOUIS MICROBIOLOGY LABORATORY		1	2	67%	3
MEDEXPRESS URGENT CARE-CLOQUET		3			3
NORTH CAROLINA DEPT OF HEALTH & HUMAN SRVCS STATE LAB OF PUBLIC HEALTH			3	100%	3
MARION COUNTY FIRE RESCUE		3			3
GARCIA MORALES NELSON			3	100%	3
PLAINVIEW PRIMARY CARE		3			3
CFP PHYSICIANS GROUP			3	100%	3
MEDEXPRESS URGENT CARE - WICHITA, S SENECA ST		1	2	67%	3
MEDEXPRESS URGENT CARE - SOMERSET TOWNSHIP		3			3
SCIENTIFIC LABORATORY DIVISION			3	100%	3
ST. LUKE'S HOSPITAL - BETHLEHEM CAMPUS		1	2	67%	3
HEARTLAND - CHARLESTON OF HANAHAN SC,		3			3
FLORIDA MEDICAL ASSOCIATES LLC			3	100%	3
SOFTLAB			3	100%	3
EXETER HOSPITAL		3			3
REELFOOT FAMILY WALK IN CLINIC		2	1	33%	3
PREMIER CLINICAL RESEARCH INSTITUTE INC			3	100%	3
FOX FAMILY PRACTICE		3			3
BRENTWOOD SENIOR LIVING AT ST PETE			3	100%	3
THOMAS LANGLEY			3	100%	3
LEESBURG COMMUNITY HEALTH CENTERS			3	100%	3
PROPATH			3	100%	3
CRANES VIEW LODGE			3	100%	3
MEDEXPRESS URGENT CARE SHADYSIDE		3			3
LOCH HAVEN PEDIATRICS			3	100%	3
ASPEN VALLEY HOSPITAL			3	100%	3
CVS MA394POCT SEEKONK		3			3
NORTHWEST FLORIDA CLINICAL LAB		1	2	67%	3
CVS SC3838POCT ANDERSON		3			3
CVS PA1671POCT LANCASTER		3			3
YATES COUNTY PUBLIC HEALTH		3			3
ELITE PRIMARY CARE OF WAYCROSS			3	100%	3
ADVENT HEALTH MEDICAL GROUP FAMILY MEDICINE			3	100%	3
RICHMOND CITY DEPARTMENT OF PUBLIC HEALTH			3	100%	3
CVS GA2147POCT KENNESAW		2	1	33%	3
MINUTE CLINIC DIAGNOSTIC OF TN PC #64		3			3
MEADOWS AT CYPRESS GARDENS, THE		3			3
TRANSPLANT GENOMICS INC (EUROFINS)		3			3

COVID-19: testing by laboratory

Data through Feb 2, 2021 verified as of Feb 3, 2021 at 09:25 AM

Data in this report are provisional and subject to change.

The numbers in the table below represent the number of Florida and non-Florida residents for whom test results were received by the Department of Health. A person can be tested by more than one laboratory and can have both positive and negative results. **Therefore, the sum of the numbers in each column will be larger than the total number of people tested.**

Reporting lab	Inconclusive	Negative	Positive	Percent positive	Total
MINUTECLINIC #8760		3			3
BAYCARE MEDICAL GROUP, INC		3			3
CVS GA2236POCT WOODSTOCK		3			3
FLORIDA DEPARTMENT OF HEALTH IN MIAMI DADE COUNTY		2	1	33%	3
HUNT CLUB MEDICAL CARE			3	100%	3
ESTERO FIRE RESCUE		3			3
WHITE EARTH IHS MAIN LAB		3			3
NYC PUBLIC HEALTH LABS			3	100%	3
MED FUSION			3	100%	3
MONROE COUNTY FIRE RESCUE		3			3
ALABAMA DEPT PUBLIC HEALTH			3	100%	3
BONITA PHARMACY		3			3
NORTHCREST MEDICAL CENTER		1	2	67%	3
TAYLOR MANOR		1	2	67%	3
MUNSON MEDICAL CENTER			3	100%	3
Fort Gaines Health and Rehab		3			3
SUN TERRACE HEALTH CARE CENTER			3	100%	3
ST VINCENTS AMBULATORY CARE INC DBA		1	2	67%	3
BEEBE MEDICAL CENTER LABORATORY		3			3
ESCAMBIA COUNTY JAIL DETENTION DIVISION		3			3
ORLANDO REGIONAL HEALTH SERVICES		1	2	67%	3
PINELLAS POINT NURSING AND REHAB			3	100%	3
FELICIDAD MEDICAL CENTER INC			3	100%	3
CROSSVILLE MEDICAL GROUP		1	2	67%	3
MINUTECLINIC, LLC #1492		3			3
MINUTE CLINIC LLC #0169		3			3
SISD EMPLOYEE HEALTH CLINIC			3	100%	3
MINUTECLINIC DIAG OF IND, LLC #6910		3			3
HARBOUR'S EDGE		2	1	33%	3
MEDEXPRESS URGENT CARE-CHIPPEWA		2	1	33%	3
ST PETE DIRECT PRIMARY CARE		1	2	67%	3
MENORAH MANOR			3	100%	3
FAMILY HEALTH CENTER AT PORT ST JOHN			3	100%	3
HARBORCHASE OF STUART			3	100%	3
MEDFUSION		2	1	33%	3
COASTAL LABORATORIES OF FLORIDA			3	100%	3
COVANCE CLS			3	100%	3
MAINE DEPARTMENT OF HEALTH AND HUMAN SERVICES			3	100%	3
MEDEXPRESS URGENT CARE-ARLINGTON		2	1	33%	3
ORLANDO ORTHOPAEDIC CENTER		2	1	33%	3
MINUTECLINIC DIAGNOSTIC MED GRP OF SAN		3			3
NOVANT HEALTH PRESBYTERIAN		2	1	33%	3
PREMIER FAMILY AND SPORTS MEDICINE		2	1	33%	3
TRUE HEALTH - LAKE UNDERHILL		3			3
ADVENT HEALTH - CENTRAL PASCO ER			3	100%	3
ASSOCIATES IN MEDICINE		1	2	67%	3
Wynfield Park Health and Rehabilitation		3			3

COVID-19: testing by laboratory

Data through Feb 2, 2021 verified as of Feb 3, 2021 at 09:25 AM

Data in this report are provisional and subject to change.

The numbers in the table below represent the number of Florida and non-Florida residents for whom test results were received by the Department of Health. A person can be tested by more than one laboratory and can have both positive and negative results. **Therefore, the sum of the numbers in each column will be larger than the total number of people tested.**

Reporting lab	Inconclusive	Negative	Positive	Percent positive	Total
SARASOTA PERSONAL MEDICINE		2	1	33%	3
ACL LABORATORIES INDUSTRIAL TOXICOLOGY			3	100%	3
NORTH SHORE HOSP. INFECTION CONTROL			3	100%	3
CVS OH6123POCT CINCINNATI		2	1	33%	3
MONTANA PUBLIC HEALTH LAB			3	100%	3
ESCO DRUG CO INC		3			3
Life Care Center of Citrus County		2	1	33%	3
PROHEALTH PRIMARY CARE - GLEN OAKS		3			3
PINELLAS PARK HEALTH CENTER - PINELLAS CHD		1	2	67%	3
SENTARA NORFOLK GENERAL HOSPITAL CENTRAL LAB			3	100%	3
DASCENA, INC			3	100%	3
MEDEXPRESS URGENT CARE - WHEELING		2	1	33%	3
MEDICAL CENTER OF THE ROCKIES			3	100%	3
MEDEXPRESS URGENT CARE-PASADENA		3			3
MINUTECLINIC DIAGNOSTIC OF PENNSYLVAN		2	1	33%	3
UNIVERSITY OF MICHIGAN		2	1	33%	3
OPTUM PRIMARY CARE - SILVER LAKES			3	100%	3
GONZALEZ MD AND ASWAD MD HEALTH SERVICES			3	100%	3
LEE CONVENIENT CARE AT SUMMERLIN			3	100%	3
COMMUNICABLE DISEASE CONTROL/PUBLIC HEALTH EMERGENCY PREPAREDNESS			3	100%	3
PROGRESS PHARMACY INC			3	100%	3
ANN STORCK CENTER INC		3			3
DOCTORS HOSPITAL RENAISSANCE			3	100%	3
FLORIDA GASTROENTEROLOGY ASSOCIATES PA		3			3
TIEHH BIOTERRORISM RESPONSE LAB			3	100%	3
NEOGENOMICS LABORATORIES, INC		3			3
ONSLow MEMORIAL HOSPITAL LABORATORY		3			3
ACCESS RECOVERY SOLUTIONS LLC			3	100%	3
MINUTE CLINIC, LLC #4650		3			3
TAMPA		1	2	67%	3
NORTH DAKOTA DEPT OF HEALTH MICROBIOLOGY		1	2	67%	3
GROVES CENTER			3	100%	3
URGENT CARE OF THE SMOKIES			3	100%	3
SANFORD MOBILE LAB			3	100%	3
Hunterdon Medical Center Laboratory		3			3
COVENANT PEDIATRICS		1	2	67%	3
EMERALD COAST CENTER			3	100%	3
MARYLAND STATE DEPT OF HEALTH	2		1	33%	3
UNIVERISTY OF MIAMI			3	100%	3
GAINESVILLE PEDIATRIC ASSOCIATES			3	100%	3
ST MARYS MEDICAL CENTER			3	100%	3
BETTERMED URGENT CARE			3	100%	3
GLADES COUNTY DETENTION CENTER			3	100%	3
MEDEXPRESS-HOUSTON EAST FWY		1	2	67%	3
MEDEXPRESS URGENT CARE GREENSBURG		2	1	33%	3
FRESENIUS MEDICAL CARE			3	100%	3
KISSIMMEE URGENT CARE		3			3

COVID-19: testing by laboratory

Data through Feb 2, 2021 verified as of Feb 3, 2021 at 09:25 AM

Data in this report are provisional and subject to change.

The numbers in the table below represent the number of Florida and non-Florida residents for whom test results were received by the Department of Health. A person can be tested by more than one laboratory and can have both positive and negative results. **Therefore, the sum of the numbers in each column will be larger than the total number of people tested.**

Reporting lab	Inconclusive	Negative	Positive	Percent positive	Total
ORLANDO ORTHOPAEDIC OUTPATIENT SURGERY CENTER LLC			3	100%	3
UNITY HEALTH AND REHABILITATION CENTER			3	100%	3
MINUTECLINIC DIAGNOSTIC OF MICHIGAN, P		3			3
PEDIATRICS BY THE SEA JOG RD OFFICE			3	100%	3
CENTRAL DUPAGE HOSPITAL			3	100%	3
BNC Medical Investors, LLC Berrien Nursing & Rehabilitation Center		3			3
OPTUM OF RED ROAD		3			3
NORTHERN LIGHT LABORATORY		1	2	67%	3
MONTEFIORE MEDICAL CENTER LABS MONTEFIORE		2	1	33%	3
CELEBRATION PRIMARY CARE ASSOCIATES LLC		3			3
COOPER UNIVERSITY HOSPITAL LABORATORY		2	1	33%	3
MAYO		1	2	67%	3
FLORIDA DEPARTMENT OF HEALTH SEMINOLE COUNTY		1	2	67%	3
MEDEXPRESS URGENT CARE MARTINSBURG		2	1	33%	3
CULLMAN REGIONAL MEDICAL CENTER		2	1	33%	3
HELIX MEDICAL CENTERS		1	2	67%	3
MEDEXPRESS URGENT CARE - TULSA, S YALE AVE		3			3
VA OUTPATIENT CLINIC-NEW PORT RICHEY			3	100%	3
Greystone Health Care Center		3			3
LIFEHOPE LABS			3	100%	3
Rutgers Health Rwj University Hospital - Laboratory		2	1	33%	3
Village on the Green			3	100%	3
2412 LEBANON PIKE		2	1	33%	3
Gulfport Rehabilitation Center			3	100%	3
MINUTECLINIC DIAGNOSTIC OF OHIO #3407		3			3
Magnolia Health and Rehab Center			3	100%	3
FLORIDA MENTOR-POINT WEST CLUSTER		3			3
ST. PETERSBURG PEDIATRICS- 38TH AVENUE			3	100%	3
CARE CENTERS OF NASSAU LLC MINER ROAD SOUTH		3			3
ADVANCED MEDICAL RESEARCH CENTER LLC			3	100%	3
BRADENTON PHYSICIAN MEDICAL CENTER			3	100%	3
ADVENTHEALTH SEBRING- INFECTION CONTROL DEPARTMENT			3	100%	3
CONSOLIDATED LABORATORY SERVICES			3	100%	3
US SPECIALTY LABS			3	100%	3
FLORIDA MEDICAL CLINIC -INTERNAL MED DADE CITY			3	100%	3
MEDICAL UNIVERSITY SC HOSPITAL			3	100%	3
FAMILY TREE MEDICAL GROUP PA		2	1	33%	3
HELIX LW UC		1	2	67%	3
MINUTECLINIC DIAGNOSTIC OF NORTH CAROLINA PC #7054		3			3
ADRIANA M CASTRO MD PA		3			3
MEDEXPRESS URGENT CARE, BELLE VERNON		3			3
MEDLAB INC		3			3
MEDEXPRESS URGENT CARE-HERSHEY		2	1	33%	3
MINUTECLINIC DIAGNOSTIC OF WISCONSIN,		3			3
Rosedale Green		3			3
THE PATHOLOGY LABORATORY		1	2	67%	3
BROOME COUNTY HEALTH DEPARTMENT		2	1	33%	3

COVID-19: testing by laboratory

Data through Feb 2, 2021 verified as of Feb 3, 2021 at 09:25 AM

Data in this report are provisional and subject to change.

The numbers in the table below represent the number of Florida and non-Florida residents for whom test results were received by the Department of Health. A person can be tested by more than one laboratory and can have both positive and negative results. **Therefore, the sum of the numbers in each column will be larger than the total number of people tested.**

Reporting lab	Inconclusive	Negative	Positive	Percent positive	Total
LPG CONVENIENT CARE AT METRO		3			3
MINUTECLINIC DIAGNOSTIC OF TN, PC 6304		2	1	33%	3
CHURCH OF SCIENTOLOGY FLAG SERVICE ORGANIZATION		2	1	33%	3
CORTLAND REGIONAL MEDICAL CENTER		3			3
MINUTECLINIC DIAGNOSTIC OF TN PC #240		3			3
FLAGLER FAMILY MEDICINE PA			3	100%	3
CUMBERLAND MEDICAL CENTER INC		3			3
TUFTS MEDICAL CENTER			3	100%	3
MINUTECLINIC LLC #5176			3	100%	3
MEDEXPRESS URGENT CARE - NORTH LITTLE		2	1	33%	3
FLORIDA HOSPITAL LABORATORIES		3			3
BOLING, STEPHANIE		3			3
DOC PAM PA		2	1	33%	3
STATCARE URGENT & WALK IN MEDICAL CARE		2	1	33%	3
Centrastate Medical Center		2	1	33%	3
WAL-MART STORES EAST LP		2	1	33%	3
STUYVESANT URGENT CARE		3			3
WELLMED AT APOLLO BEACH BLVD		1	2	67%	3
ROAN DRUG COMPANY LLC		3			3
OHIO HEALTH DOCTORS HOSPITAL			3	100%	3
GYN PATH SERVICES			3	100%	3
APEX CLINICAL LABORATORIES INC		3			3
IVY CREEK URGENT CARE OF ENTERPRISE			3	100%	3
QUEST DIAGNOSTICS PSC			3	100%	3
THE CLINIC OF PEDIATRICS & GI MEDICINE, INC			3	100%	3
URGENT DOC - URGENT CARE CLINIC			3	100%	3
MINUTECLINIC, LLC #1431		2	1	33%	3
SHANDS AT LAKE SHORE LAB		1	2	67%	3
PROMPT CARE OF CENTRAL FLORIDA LLC			3	100%	3
BROOKDALE SENIOR LIVING			3	100%	3
ADVANCED PEDIATRICS			3	100%	3
ADVENTHEALTH MEDICAL GROUP PEDIATRICS		1	2	67%	3
Westside Terrace		3			3
CVS CA9113POCT CHULA VISTA		3			3
CGH MEDICAL CENTER			3	100%	3
BEECHTREE MOLECULAR LAB LLC			3	100%	3
CVS RI1717POCT 1 CVS DR			3	100%	3
MEDEXPRESS - WILMINGTON CONCORD PIKE		2	1	33%	3
MINUTECLINIC DIAG OF IND LLC #1367		3			3
PATHOLOGY REFERENCE LAB LLC			3	100%	3
BERGEN NEW BRIDGE M		3			3
FHPG FAMILY MEDICAL CENTER OF TAMPA BAY		1	2	67%	3
MOBIL LAB FOR ALL INC		3			3
MID FLORIDA CLINICAL LABORATORY		2	1	33%	3
LITTLE SPURS PEDIATRIC URGENT CARE		1	2	67%	3
FLORIDA LABORATORY ANALYSIS, LLC			3	100%	3
MEDEXPRESS URGENT CARE - WAXAHACHIE, N HIGHWAY 77		1	2	67%	3

COVID-19: testing by laboratory

Data through Feb 2, 2021 verified as of Feb 3, 2021 at 09:25 AM

Data in this report are provisional and subject to change.

The numbers in the table below represent the number of Florida and non-Florida residents for whom test results were received by the Department of Health. A person can be tested by more than one laboratory and can have both positive and negative results. **Therefore, the sum of the numbers in each column will be larger than the total number of people tested.**

Reporting lab	Inconclusive	Negative	Positive	Percent positive	Total
ALLIANCE LABS @LRMC			3	100%	3
SPRING LAKE REHABILITATION CENTER			3	100%	3
SUMMIT MEDICAL GROUP – WEST ORANGE		3			3
LINCOLN MEDICAL CENTER		3			3
NORTH NAPLES HOSPITAL RESPIRATORY THERAPY DEPARTMENT			3	100%	3
MEDEXPRESS URGENT CARE - HOLLINS		3			3
FLORIDA HOSPITAL PHYSICIANS GROUP		1	2	67%	3
GRAND VILLA OF LARGO		1	2	67%	3
SOUTH COUNTY MENTAL HEALTH CENTER INC			3	100%	3
INDIANA STATE DEPARTMENT OF HEALTH LABORATORIES			3	100%	3
TREASURE COAST PEDIATRICS PA			3	100%	3
CVS OH3476POCT TIPP CITY		3			3
COVID PROCESSING SITE			3	100%	3
BAPTIST OUTPATIENT SERVICES			3	100%	3
Lakeview Village		3			3
HARBORCHASE OF VILLAGES CROSSING			3	100%	3
TERRACE OF ST CLOUD, THE		2	1	33%	3
STONE CLINICAL LABORATORIES OF FL LLC		3			3
HILLVIEW LABORATORY			3	100%	3
CVS GA3766POCT DACULA		1	2	67%	3
CAREWELL URGENT CARE			3	100%	3
LIFELINK TISSUE BANK D/B/A LIFELINK TISSUE BANK		3			3
CVS OH3080POCT HUBER HEIGHTS		3			3
EDWARD S BENNETT MD PLLC		3			3
WYOMING DEPT OF HEALTH			3	100%	3
WALGREENS #07502		3			3
ERIE COUNTY PUBLIC HEALTH CLINICAL		3			3
MONROE COUNTY DEPT OF PUBLIC HEALTH ST		3			3
COMMUNITY MEDICAL CENTER			3	100%	3
BARONESS ERLANGER HOSPITAL		3			3
AVANTE INVERNESS		1	2	67%	3
CARENOW-LEBANON		1	2	67%	3
EASTERN FLORIDA STATE COLLEGE – PALM BAY CAMPUS□			3	100%	3
VELOCITY CARE			3	100%	3
SCHIFF CENTER FOR LIVER DISEASES		1	2	67%	3
ALOHA HOME CARE LLC DBA ACCENTCARE HOME HEALTH OF		3			3
CELEBRATION PEDIATRICS PA			3	100%	3
PUBLIC HEALTH TRUST OF MIAMI DADE COUNTY			3	100%	3
CTRS			3	100%	3
QUATRACOR PLLC		3			3
ADVANCED URGENT CARE LLC		1	2	67%	3
CORTLAND COUNTY HEALTH DEPARTMENT		3			3
LEWIS COUNTY MANOR		3			3
MINUTECLINIC DIAG OF IND, LLC #6697		3			3
YORK HOSPITAL - LABORATORY			3	100%	3
PRISMA HEALTH MIDLANDS			3	100%	3
WEST TN HEALTH MED NORTH		3			3

COVID-19: testing by laboratory

Data through Feb 2, 2021 verified as of Feb 3, 2021 at 09:25 AM

Data in this report are provisional and subject to change.

The numbers in the table below represent the number of Florida and non-Florida residents for whom test results were received by the Department of Health. A person can be tested by more than one laboratory and can have both positive and negative results. **Therefore, the sum of the numbers in each column will be larger than the total number of people tested.**

Reporting lab	Inconclusive	Negative	Positive	Percent positive	Total
VILLAGES HEALTH, THE		3			3
NEMOURS CHILDRENS PRIMARY CARE MAITLAND			3	100%	3
TARRANT COUNTY PUBLIC HEALTH		3			3
WINDER NURSING INC DBA WINDER HEALTH CARE		3			3
Cleveland Clinic Weston			3	100%	3
PALMS WEST HOSPITAL			3	100%	3
CVS PA813POCT RICHBORO		3			3
THE OASIS BEACHSIDE		3			3
SEMINOLE FAMILY HEALTH CENTER		3			3
CARESPOT-WELLINGTON			3	100%	3
Lenox on the Lake			3	100%	3
CVS MINUTE CLINIC DIAGNOSTIC MED GRP OF CAL		3			3
MICHIGAN HEALTH CLINIC LABORATORIES		2	1	33%	3
SMOKY MOUNTAIN URGENT CARE AND FAMILY MEDICINE CENTER			3	100%	3
GREATER MOBILE URGENT CARE – SPRINGHILL			3	100%	3
LAHEY CLINIC MEDICAL CENTER			3	100%	3
FAMILY MEDICAL CLINIC HOMESTEAD, LLC			3	100%	3
ALLIANCE FOR MULTISPECIALTY RESEARCH		3			3
PARRISH MEDICAL CENTER-WAIVED TESTING		3			3
MEDEXPRESS URGENT CARE- FORT WORTH N T		3			3
GREENTREE MEDICAL CENTER			3	100%	3
KEY WEST URGENT CARE, INC		3			3
CURATIVE		1	2	67%	3
ST LUKES HOSPITAL LABORATORY		2	1	33%	3
SCRIPPS CLINIC MEDICAL			3	100%	3
TIFTON CARECONNECT URGENT CARE			3	100%	3
CVS OH3393POCT AURORA		2	1	33%	3
NC STATE LABORATORY OF PUBLIC HEALTH		3			3
VIRGINIA DIVISION OF CONSOLIDATED LABORATORIES			3	100%	3
MINUTE CLINIC DIAG OF IND LLC #8674		3			3
HOUSTON METHODIST HOSPITAL			3	100%	3
MAXCARE CLINIC			3	100%	3
FAMILY MEDICINE AT WINTER PARK			3	100%	3
BAPTIST PRIMARY CARE, INC.		2	1	33%	3
MEDEXPRESS URGENT CARE - RICHMOND, W BROAD ST		3			3
SOUTH FLORIDA PEDIATRIC PARTNERS			2	100%	2
JEFFERSON WASHINGTON TOWNSHIP HOSPITAL		2			2
CVS OH6147POCT COLUMBUS		1	1	50%	2
ASPIRUS RIVERVIEW HOSPITAL & CLINICS INC		1	1	50%	2
TENNESSEE VALLEY HCS			2	100%	2
MINUTECLINIC MINUTECLINIC #4978		1	1	50%	2
PALMETTO FAMILY HEALTH CENTER			2	100%	2
VALLEY MEDICAL LABORATORY			2	100%	2
PTC LABORATORIES			2	100%	2
DOCTOR 4 U CLINIC			2	100%	2
FASTCARE LLC			2	100%	2
Church Creek SNF			2	100%	2

COVID-19: testing by laboratory

Data through Feb 2, 2021 verified as of Feb 3, 2021 at 09:25 AM

Data in this report are provisional and subject to change.

The numbers in the table below represent the number of Florida and non-Florida residents for whom test results were received by the Department of Health. A person can be tested by more than one laboratory and can have both positive and negative results. **Therefore, the sum of the numbers in each column will be larger than the total number of people tested.**

Reporting lab	Inconclusive	Negative	Positive	Percent positive	Total
PEACEHEALTH CENTRAL		2			2
UNITED MEMORIAL MEDICAL CENTER			2	100%	2
HOPE HEALTH CARE, LLC		2			2
FEDERAL CORRECTIONAL INSTITUTION MARIANNA			2	100%	2
441 URGENT CARE-MULBERRY			2	100%	2
NORTH MCALLEN PEDIATRIC CENTER			2	100%	2
WE CARE HOME HEALTH SOLUTIONS LLC			2	100%	2
LEE PHYSICIAN GROUP		1	1	50%	2
BRITO MEDICAL CENTER			2	100%	2
MINUTE CLINIC DIAGNOSTIC OF VIRGINIA, LLC #1905		2			2
JOHNNIE RUTH CLARKE LAB			2	100%	2
MINUTECLINIC DIAGNOSTIC PA #3344		2			2
Kroger 186 - The Little Clinic Holiday Manor		1	1	50%	2
MINUTE CLINIC DIAGNOSTIC OF VIRGINIA, LLC #7543		2			2
MEDEXPRESS URGENT CARE - SOUTH CHARLESTON		2			2
MIDWAY SPECIALTY CARE RX LLC			2	100%	2
MINUTECLINIC DIAGNOSTIC OF KENTUCKY		2			2
LEGACY ER & URGENT CARE - FRISCO WEST			2	100%	2
MINUTE CLINIC LLC #10203		2			2
PATIENT FIRST MEDICAL CENTER-CARYTOWN			2	100%	2
Iron County Medical Care Facility		2			2
PRECISION DIAGNOSTIC INC		2			2
MINUTECLINIC DIAG OF IND, LLC #6472		2			2
ABSOLUTE HEALTH INTERNAL MEDICINE AND PEDIATRICS		1	1	50%	2
ONE MEDICAL GROUP		1	1	50%	2
CVS MD4371POCT OCEAN CITY		2			2
COASTAL MEDICAL LAB			2	100%	2
MANATEE MEMORIAL HOSPITAL CLINICAL LABORATORY			2	100%	2
VELOCITY URGENT CARE			2	100%	2
AMEDISYS HOME HEALTH OF GREENVILLE			2	100%	2
WINKLER COURT□		1	1	50%	2
MEDEXPRESS URGENT CARE - CEDAR KNOLLS		2			2
PREMIER MEDICAL LABORATORY			2	100%	2
AZALEA HEALTH AND REHABILITATION		2			2
HARBORCHASE OF GAINESVILLE			2	100%	2
BERGEN COUNTY SURGICAL AND ENDOSCOPY CENTER		2			2
NORTON IMMEDIATE CARE CENTER - PRESTON			2	100%	2
MEDEXPRESS URGENT CARE - LEDGEWOOD		2			2
CVS NJ862POCT MARLBORO		2			2
MEMORIAL HERMANN			2	100%	2
TMH EC NORTHEAST LABORATORY			2	100%	2
CHEROKEE COUNTY HEALTH AND REHAB CENTER		2			2
NLC LABS			2	100%	2
CALIFORNIA DIVISION OF COMMUNICABLE DISEASE CONTROL			2	100%	2
MAIN STREET MEDICAL CENTERS		2			2
SWEDISH COVENANT HOSPITAL			2	100%	2
Providence of Sparta Health and Rehabilitation		2			2

COVID-19: testing by laboratory

Data through Feb 2, 2021 verified as of Feb 3, 2021 at 09:25 AM

Data in this report are provisional and subject to change.

The numbers in the table below represent the number of Florida and non-Florida residents for whom test results were received by the Department of Health. A person can be tested by more than one laboratory and can have both positive and negative results. **Therefore, the sum of the numbers in each column will be larger than the total number of people tested.**

Reporting lab	Inconclusive	Negative	Positive	Percent positive	Total
MEDEXPRESS URGENT CARE - SPRINGFIELD, COOLEY ST		2			2
WARE EXPRESS CARE			2	100%	2
DOCTORS MEDICAL CTR OF WALTON COUNTY			2	100%	2
PEDIATRICS IN NORTH FLORIDA PA			2	100%	2
MEDEXPRESS URGENT CARE- COLUMBIA HEIGH		2			2
AUSTIN REGIONAL CLINIC MICROBIOLOGY LAB			2	100%	2
ORLANDO LUTHERAN TOWERS		1	1	50%	2
ACCESS MEDICAL GROUP OF FLORIDA CITY			2	100%	2
CVS TX1104POCT ALLEN		2			2
UTMB PATHOLOGY CLINICAL SERVICES LABORATORY			2	100%	2
LEESBURG REGIONAL MEDICAL CENTER URGENT CARE			2	100%	2
SCDHEC BUREAU OF LABORATORIES			2	100%	2
LABRADOR PRIMARY CARE CENTER			2	100%	2
PICHARDO CLINIC, THE			2	100%	2
AMERICAN HEALTH ASSOC. LABORATORY SOUTH			2	100%	2
HOLY TRINITY PHARMACY LLC		2			2
SWEETWATER NURSING CENTER		2			2
TRICORE REFERENCE LABORATORY		1	1	50%	2
Cedar Valley Nursing & Rehab Center		2			2
MINUTECLINIC, LLC #09202		1	1	50%	2
RAPID RESULT CORP LLC		1	1	50%	2
FAMILY CARE SPECIALISTS OF ORLANDO			2	100%	2
SPECIALTY LABORATORIES			2	100%	2
MOBILE COUNTY HEALTH DEPARTMENT		1	1	50%	2
CVS IL3163POCT OAK PARK		2			2
Kroger 627 - The Little Clinic Castleberry		1	1	50%	2
MEDAILLE COLLEGE WELLNESS CENTER		2			2
SCIENTIFIC LABORATORY COMPANY		2			2
INTERNAL MEDICINE AND WOUND CARE SPECIALIST LLC		2			2
HAMILTON COUNTY HEALTH DEPARTMENT		2			2
ATHENA CARE RESOURCES LLC		2			2
INA		1	1	50%	2
ENVOY OF FORK UNION, LLC DBA ENVOY AT THE VILLAGE		2			2
CHNJ		2			2
CREATIVE HEALTH CENTER			2	100%	2
CVS PA7132POCT THORNDALE		2			2
OPP HEALTH AND REHABILITATION		2			2
ROPER HOSPITAL			2	100%	2
MEDEXPRESS URGENT CARE-SELINGSGROVE		2			2
WALGREENS #13605		2			2
PHYSICIANS LABORATORY SERVICES			2	100%	2
Kroger 745 - The Little Clinic Somerset		2			2
CARLOS F FUSTER MD PA		2			2
GULF COAST REGIONAL MEDICAL CARE		2			2
PEDIATRIC HEALTH CARE		1	1	50%	2
Kroger 426 - The Little Clinic Suwanee		2			2
EPI			2	100%	2

COVID-19: testing by laboratory

Data through Feb 2, 2021 verified as of Feb 3, 2021 at 09:25 AM

Data in this report are provisional and subject to change.

The numbers in the table below represent the number of Florida and non-Florida residents for whom test results were received by the Department of Health. A person can be tested by more than one laboratory and can have both positive and negative results. **Therefore, the sum of the numbers in each column will be larger than the total number of people tested.**

Reporting lab	Inconclusive	Negative	Positive	Percent positive	Total
WISE HEALTH SYSTEM		1	1	50%	2
GAMMA DIAGNOSTIC LAB LLC			2	100%	2
EASTLAKE MEDICAL CENTER		2			2
CVS MD1881POCT DUNKIRK		2			2
MEDEXPRESS URGENT CARE NORWIN		2			2
Hartwell Health and Rehabilitation		2			2
ALL PEDIATRIC CARE PA			2	100%	2
DMC UNIVERSITY LABORATORIES		1	1	50%	2
NORTHSIDE FAMILY MEDICINE AND URGENT CARE (EAST COBB)		2			2
STANFORD HEALTH CARE ANATOMIC PATHOLOGY & CLINICAL LAB			2	100%	2
SOUTH MIAMI HOSPITAL			2	100%	2
METHODIST MANSFIELD MEDICAL CENTER			2	100%	2
STOP URGENT CARE			2	100%	2
PEPIN ACADEMIES-PASCO		2			2
CVS MO10151POCT SPRINGFIELD		1	1	50%	2
IMMERSION RESIDENTIAL LLC			2	100%	2
NEMOURS CHILDREN'S URGENT CARE LAKE NONA			2	100%	2
MOUNT SINAI AVENTURA DIAGNOSTIC CENTER			2	100%	2
Georgiana Health and Rehabilitation, LLC		2			2
87TH MEDICAL GROUP - MCGUIRE AMBULATORY CARE FACILITY		2			2
BAYFRONT FAMILY HEALTH CENTER			2	100%	2
BRANDYWYNE HEALTH CARE CENTER			2	100%	2
PM PEDIATRICS OF SELDEN, PLLC		2			2
HARRINGTON PARK HEALTH AND REHAB		2			2
DEPARTMENT OF HEALTH AND HUMAN SERVICES DIVISION OF BEHAVIORAL HEALTH		1	1	50%	2
DOCTORS CARE OF PALM COAST			2	100%	2
ALVERNO CLINICAL LABORATORIES			2	100%	2
INSPIRE HEALTHCARE CENTER			2	100%	2
CARESPOT URGENT CARE		1	1	50%	2
MEDSTAR HARBOR HOSPITAL			2	100%	2
Kroger 412 - The Little Clinic Oxford		2			2
MEASE COUNTRYSIDE HOSPITAL CARDIAC REH			2	100%	2
ADVANCED MEDICAL CARE			2	100%	2
BIOHEALTH MEDICAL LAB INC			2	100%	2
MEMORIAL HOSPITAL OF SOUTH BEND			2	100%	2
MEDEXPRESS URGENT CARE - WEXFORD		2			2
Metro West Nursing and Rehab			2	100%	2
EMERALD TRACE		2			2
MEMORIAL HERMANN CONSOLIDATED LABORATORY SERVICES			2	100%	2
ST. ELIZABETH HEALTHCARE			2	100%	2
MINUTECLINIC DIAGNOSTIC OF OHIO #4401		2			2
SPRINGFIELD HOSPITAL LABORATORY			2	100%	2
BENEVA LAKES ASSISTED LIVING CENTER			2	100%	2
REGIONAL MEDICAL CENTER BAYONET POINT			2	100%	2
MEDEXPRESS URGENT CARE-BLOOMFIELD AVEN		2			2
MANSFIELD MEDICAL LODGE			2	100%	2
OAKBRIDGE TERRACE AT SAE			2	100%	2

COVID-19: testing by laboratory

Data through Feb 2, 2021 verified as of Feb 3, 2021 at 09:25 AM

Data in this report are provisional and subject to change.

The numbers in the table below represent the number of Florida and non-Florida residents for whom test results were received by the Department of Health. A person can be tested by more than one laboratory and can have both positive and negative results. **Therefore, the sum of the numbers in each column will be larger than the total number of people tested.**

Reporting lab	Inconclusive	Negative	Positive	Percent positive	Total
HOLY FAMILY MEDICAL CENTER		1	1	50%	2
EAST NAPLES PEDIATRICS			2	100%	2
MIDDLEBURG PEDIATRICS			2	100%	2
QUEST DIAGNOSTICS CLINICAL LABORATORIES INC		2			2
CIGNA GATEWAY			2	100%	2
DOCTOR'S IN-HOUSE LAB/COMMUNITY HEALTH CENTERS OF PINELLAS – JOHNNIE R			2	100%	2
FIRST CHOICE MEDICAL PC			2	100%	2
Stillwater Healthcare		2			2
FLORIDA DEPARTMENT OF HEALTH (FDOH)			2	100%	2
ORLANDO FAMILY PHYSICIANS INC			2	100%	2
MADISON HOSPITAL LABORATORY			2	100%	2
INSPIRIT SENIOR LIVING			2	100%	2
COOPER CLINIC			2	100%	2
BOSTON PUBLIC HEALTH COMMISSION			2	100%	2
CVS TX8387POCT AUSTIN		2			2
US LABS		2			2
MINUTE CLINIC DIAGNOSTIC OF KANSAS PA		2			2
UT AUSTIN UNIVERSITY HEALTH SERVICES			2	100%	2
INTERNAL MEDICINE & PEDIATRICS WELLNESS CENTER			2	100%	2
Chatham Nursing and Rehab Center		2			2
SPRINGHILL SENIOR RESIDENCE		2			2
SARASOTA IMMEDIATE CARE			2	100%	2
CENTURY LINK SPORTS COMPLEX			2	100%	2
SPECTRUM HEALTH			2	100%	2
ST. JOSEPH REGIONAL MEDICAL CENTER			2	100%	2
PM PEDIATRICS OF BAYSIDE, PLLC - MANHASSET		2			2
BNR PHARMACY INC		2			2
SUNCOAST TECHNICAL COLLEGE SCHOOL OF HEALTH		2			2
TMH PHYSICIAN PARTNERS MONTICELLO		1	1	50%	2
Good Samaritan Society-Blackduck		1	1	50%	2
PINARD HOME HEALTH SERVICES INC			2	100%	2
ACN PHYSICIANS GROUP CORP			2	100%	2
MID-FLORIDA PATHOLOGY LLC - MOBILE UNIT # 3			2	100%	2
ILLINOIS DEPT OF PUBLIC HEALTH LABS			2	100%	2
ASCENSION ST MICHAEL'S HOSPITAL LAB		1	1	50%	2
ARC POINT LABS OF AUSTIN NORTH			2	100%	2
POINT OF CARE PRIVATE HEALTH MANAGEMENT			2	100%	2
SOUTHERN BREEZE HEALTHCARE		1	1	50%	2
MINUTECLINIC DIAG OF IND, LLC #8645		2			2
UNIVERSTIY OF ILLINOIS HOSPITAL			2	100%	2
BMC/JACSONVILLE		1	1	50%	2
CVS NC6402POCT DAVIDSON		1	1	50%	2
REGIONS HOSPITAL LABORATORY			2	100%	2
SHORE MEDICAL CENTER		2			2
CHAPPEL GROUP RESEARCH, THE		2			2
SUPERIOR RESIDENCES OF CLERMONT		2			2
INTERCOASTAL FAMILY PRATICE			2	100%	2

COVID-19: testing by laboratory

Data through Feb 2, 2021 verified as of Feb 3, 2021 at 09:25 AM

Data in this report are provisional and subject to change.

The numbers in the table below represent the number of Florida and non-Florida residents for whom test results were received by the Department of Health. A person can be tested by more than one laboratory and can have both positive and negative results. **Therefore, the sum of the numbers in each column will be larger than the total number of people tested.**

Reporting lab	Inconclusive	Negative	Positive	Percent positive	Total
EXPRESS CARE WALK-IN CLINIC			2	100%	2
ManorCare Rehabilitation Center- Decatur		2			2
GOLDSTEIN			2	100%	2
GENESIS FAMILY PRACTICE			2	100%	2
HUMILITY OF MARY HEALTH PARTNERS			2	100%	2
Kroger 853 - The Little Clinic East Broad Street		2			2
PEACE RIVER MEDICAL CENTER		2			2
NEW GEN LABS			2	100%	2
GINKGO-IXLAYER		2			2
SAFE PMC		2			2
HALIFAX HEALTH CARE FOR WOMEN		2			2
Walgreens #10207		2			2
CENTRAL FLORIDA FAMILY HEALTH CENTER		2			2
UMHC HOLLYWOOD LABORATORY			2	100%	2
BRIGHAM AND WOMEN'S HOSPITAL			2	100%	2
DALLAS BAPTIST UNIVERSITY - HEALTH SERVICES			2	100%	2
ADVENT HEALTH MEDICAL GROUP FAMILY AND INTERNAL MEDICINE AT AVALON PAR		1	1	50%	2
Kings County Hospital Center			2	100%	2
HAWAII DEPARTMENT OF HEALTH			2	100%	2
FLORIDA DEPARTMENT OF HEALTH IN LEE COUNTY		1	1	50%	2
HCR MANOR CARE SERVICES OF FLORIDA III INC		2			2
BAYSIDE URGENT CARE CENTER INC			2	100%	2
SUNSHINE PHARMACY		2			2
COVID TESTING LLC			2	100%	2
AHC of Mckenzie		2			2
MARCO ISLAND MEDICAL CENTER			2	100%	2
MOBILE HEALTH LABS LLC			2	100%	2
Timber Ridge Health Care Center			2	100%	2
ADVANCED MEDICAL OF FLORIDA			2	100%	2
MASSACHUSETTS DEPARTMENT OF HEALTH			2	100%	2
FLORIDA SCHOOL FOR THE DEAF & BLIND			2	100%	2
SOUTH LAKE FAMILY HEALTH CENTER			2	100%	2
KIVA AT MOUNT DORA			2	100%	2
Jackson Health Care Facility			2	100%	2
INTERMOUNTAIN MEDICAL CENTER			2	100%	2
THE FOUNTAIN AT BOCA CIEGA BAY		2			2
PHYSICIANS MEDICAL CENTER		2			2
ACCESS LABORATORIES LLC			2	100%	2
MEDEXPRESS URGENT CARE - LINCOLN VILLA		2			2
VIRGINIA DEPT OF HEALTH OFFICE OF EPIDEMIOLOGY			2	100%	2
MEDEXPRESS URGENT CARE, LANCASTER WEST		1	1	50%	2
SHELL POINT HOME HEALTH			2	100%	2
VA CBOC			2	100%	2
SANTA ROSA COUNTY HEALTH DEPARTMENT			2	100%	2
WALKONCLINIC			2	100%	2
Kroger 020 - The Little Clinic Wheat Ridge		2			2
LEHIGH MEDICAL AND RESEARCH CENTER, INC			2	100%	2

COVID-19: testing by laboratory

Data through Feb 2, 2021 verified as of Feb 3, 2021 at 09:25 AM

Data in this report are provisional and subject to change.

The numbers in the table below represent the number of Florida and non-Florida residents for whom test results were received by the Department of Health. A person can be tested by more than one laboratory and can have both positive and negative results. **Therefore, the sum of the numbers in each column will be larger than the total number of people tested.**

Reporting lab	Inconclusive	Negative	Positive	Percent positive	Total
TEXAS HEALTH CARE			2	100%	2
VOLUNTEERS OF AMERICA OF FLORIDA			2	100%	2
VITAL CARE CLINIC, LLC			2	100%	2
Kroger 096 - The Little Clinic Orchard and Holly		2			2
KEY WEST HMA PHYSICIAN MANAGEMENT, LLC			2	100%	2
PruittHealth Lakehaven		2			2
Kroger 571 - The Little Clinic Hendersonville		1	1	50%	2
NDX-CORE LAB			2	100%	2
MINUTECLINIC DIAG OF IND, LLC #5369		1	1	50%	2
MEDEXPRESS URGEN CARE - EAST BRUNSWICK		2			2
MID-FLORIDA HEMATOLOGY AND ONCOLOGY CENTERS		2			2
TRUE HEALTH INC			2	100%	2
MARTHA A PRICE MD PA		1	1	50%	2
MEDICAL CITY DALLAS HOSPITAL			2	100%	2
CVS AZ9290POCT PHOENIX		2			2
BELLIN HOSPITAL			2	100%	2
CVS M08581POCT BLUE SPRINGS		1	1	50%	2
MIDLAND MEMORIAL HOSPITAL			2	100%	2
SOUTH DAKOTA DEPARTMENT OF HEALTH		2			2
POMERENE HOSPITAL			2	100%	2
VAULT HEALTH			2	100%	2
FIRST PREVENTION AND DIALYSIS CENTER LLC			2	100%	2
ANDERSON COUNTY HOSPITAL			2	100%	2
NATIONAL JEWISH HEALTH			2	100%	2
CVS M05724POCT KANSAS CITY		2			2
WEAKLEY COUNTY REHAB AND NURSING CENTER		2			2
Kroger 093 - The Little Clinic Stapleton		1	1	50%	2
PANCARE HEALTH - FRANKLIN CO			2	100%	2
DASCENA LAB			2	100%	2
ADVANTA ANALYTICAL LABORATORIES			2	100%	2
SPRING HILL REGIONAL HOSPITAL			2	100%	2
SUNNYSIDE MANOR		2			2
Kennedy University Hospital -Wash Twp L		2			2
NEIGHBORCARE PHARMACY SERVICES		2			2
FL DEPT OF HEALTH MARION COUNTY MOBILE HEALTH UNIT			2	100%	2
ELMHURST MEMORIAL HOSPITAL			2	100%	2
ADVENTHEALTH MEDICAL GROUP INTERNAL MEDICINE AT			2	100%	2
CLINICAL ASSOCIATES OF ORLANDO LLC		2			2
Solaris Healthcare Pensacola			2	100%	2
AGILE URGENT CARE			2	100%	2
JOHN KNOX MANOR INC II		1	1	50%	2
RAPID URGENT CARE - ALBANY			2	100%	2
Luther Acres Manor		2			2
Manor Care-Kingston Court of York PA, LLC		2			2
Gracemore Nursing and Rehab		2			2
MINUTECLINIC DIAG OF IND LLC #1138		1	1	50%	2
INTEGRITY CLINICAL RESEARCH CENTER INC		1	1	50%	2

COVID-19: testing by laboratory

Data through Feb 2, 2021 verified as of Feb 3, 2021 at 09:25 AM

Data in this report are provisional and subject to change.

The numbers in the table below represent the number of Florida and non-Florida residents for whom test results were received by the Department of Health. A person can be tested by more than one laboratory and can have both positive and negative results. **Therefore, the sum of the numbers in each column will be larger than the total number of people tested.**

Reporting lab	Inconclusive	Negative	Positive	Percent positive	Total
SUMMIT URGENT CARE PS			2	100%	2
ADVENTHEALTH EAST ORLANDO EMPLOYEE CLINIC		2			2
GERM BUSTERS 911 LLC			2	100%	2
NAVAL MEDICAL CENTER			2	100%	2
SARASOTA MEMORIAL MEDICAL URGENT CARE CENTER			2	100%	2
NEMOURS CHILDREN'S URGEN CARE			2	100%	2
VETERANS AFFAIRS MEDICAL CENTER - GREATER LOS ANGELES			2	100%	2
MINUTECLINIC #2797		2			2
PALM BEACH DIABETES & ENDOCRINE SPECIALISTS PA			2	100%	2
HEALGEN SCIENTIFIC			2	100%	2
CRUC CMCH-COVID-19		2			2
CVS NC7588POCT ASHEVILLE		2			2
MINUTE-CLINIC DIAGNOSTIC OF VIRGINIA,		2			2
BAYLOR SCOTT & WHITE COMPREHENSIVE WOUND			2	100%	2
BLACKWATER RIVER			2	100%	2
YOUTH AND YOU, INC		2			2
LILY PHARMACY		2			2
MINUTECLINIC DIAGNOSTIC OF OHIO #6192		2			2
ASCENSION ST VINCENT'S RIVERSIDE			2	100%	2
STATCARE URGENT AND WALK-IN			2	100%	2
FLORIDA DEPARTMENT OF HEALTH IN ESCAMBIA COUNTY		1	1	50%	2
SANFORD REGIONAL HOSPITAL WORTHINGTON		2			2
SUNCOAST BLOOD BANK			2	100%	2
Van Wert Manor		2			2
SUNBRIDGE CARE & REHAB FOR DECATUR		2			2
OCALA REGIONAL KIDNEY CENTER-WEST			2	100%	2
FLORIDA COMMUNITY HEALTH CENTERS, INC.			2	100%	2
LIFT HEALTH		2			2
Kroger 739 - The Little Clinic La Grange Road		2			2
GRAND VILLA OF MELBOURNE			2	100%	2
UC CORAL GABLES			2	100%	2
BOSTON MEDICAL CENTER			2	100%	2
MEDEXPRESS URGENT CARE - WEST ST PAUL, ROBERT ST S		2			2
CVS MINUTE CLINIC DIAGNOSTIC OF KANSAS, PA		2			2
JOHN D. ARCHBOLD MEM. HOSPITAL			2	100%	2
Heartland Healthcare Center Boca Raton			2	100%	2
MAGNOLIA ADULT, LLC			2	100%	2
LEXINGTON PLACE			2	100%	2
FLORIDA PRIMARY CARE CENTER PA		2			2
MINUTECLINIC, LLC #1452		2			2
POPLAR HEALTHCARE			2	100%	2
PM PEDIATRICS OF BAYSIDE PLLC - HOPEWELL JUNCTION		2			2
VA PRIMARY CARE ANNEX			2	100%	2
NATIONWIDE LABORATORY SERVICES		1	1	50%	2
Great Lakes Health Center			2	100%	2
WEST COAST PEDIATRICS			2	100%	2
Iowa Veterans Home		2			2

COVID-19: testing by laboratory

Data through Feb 2, 2021 verified as of Feb 3, 2021 at 09:25 AM

Data in this report are provisional and subject to change.

The numbers in the table below represent the number of Florida and non-Florida residents for whom test results were received by the Department of Health. A person can be tested by more than one laboratory and can have both positive and negative results. **Therefore, the sum of the numbers in each column will be larger than the total number of people tested.**

Reporting lab	Inconclusive	Negative	Positive	Percent positive	Total
CENTRAL FLORIDA PRIMARY CARE			2	100%	2
CSS- TWELVE OAKS			2	100%	2
SYNEOS HEALTH			2	100%	2
MERCY HOSPITAL			2	100%	2
CHI MEMORIAL PRIMARY CARE ASSOCIATES-A		2			2
CVS CT718POCT ANSONIA		2			2
Greystone Nursing and Rehab, LLC			2	100%	2
APC PEDIATRICS			2	100%	2
CITY OF NEW YORK DEPARTMENT OF HEALTH			2	100%	2
NEBRASKA MEDICAL CENTER			2	100%	2
LAWRENCE GENERAL HOSPITAL			2	100%	2
CVS MO8555POCT KANSAS CITY		2			2
MERCY HEALTH LAB		1	1	50%	2
AFTER HOURS PEDS			2	100%	2
CVS DC1340POCT WASHINGTON		2			2
MAJESTIC GUARDIANS			2	100%	2
BD MEDICAL SYSTEMS			2	100%	2
OSF ST JOSEPH MEDICAL CENTER			2	100%	2
JUST BELIEVE RECOVERY CENTER			2	100%	2
MD NOW URGENT CARE MEDICAL CENTERS INC			2	100%	2
GULF COAST MEDICAL CENTER RESPIRATORY CARE			2	100%	2
SOUTHERN SURGICAL ARTS		2			2
CVS CA8850POCT HUNTINGTON BEACH		1	1	50%	2
MEDEXPRESS URGENT CARE - BROOKHAVEN		2			2
CLINICAL PATHOLOGY LABORATORIES			2	100%	2
UWMC MONTLAKE DEPT OF LAB MED			2	100%	2
JACKSON LABORATORY OF GENOMIC MEDICINE		2			2
Lakeside Oaks Care Center			2	100%	2
MEDEXPRESS URGENT CARE - SPRINGDALE, S 40TH STREET		2			2
MAWD PATHOLOGY GROUP			2	100%	2
CARENOW LENEXA			2	100%	2
Workmens Circle Multicare Center		2			2
NIAGARA APOTHECARY INC		2			2
MEDEXPRESS URGENT CARE - LINCOLN N 26T		2			2
WALGREENS #05477		2			2
CVS TX5877POCT PEARLAND		2			2
EXCEPTIONAL EMERGENCY CENTER - AMARILLO			2	100%	2
BAPTIST HOSPITAL EMPLOYEE HEALTH OFF			2	100%	2
DEPT OF HEALTH			2	100%	2
MINUTECLINIC, LLC (CLINIC 10928)		2			2
CROSSROADS			2	100%	2
MINUTECLINIC DIAGNOSTIC OF KANSAS PA		2			2
MAYO CLINIC GROUP PRACTICE LABORATORY			2	100%	2
FLORIDA MEDICAL CENTER OF CLEARWATER		2			2
SMITH NORTHVIEW HOSPITAL LAB			2	100%	2
ALASKA PUBLIC HEALTH LAB		1	1	50%	2
Warren Center for Rehabilitation and Nursing		2			2

COVID-19: testing by laboratory

Data through Feb 2, 2021 verified as of Feb 3, 2021 at 09:25 AM

Data in this report are provisional and subject to change.

The numbers in the table below represent the number of Florida and non-Florida residents for whom test results were received by the Department of Health. A person can be tested by more than one laboratory and can have both positive and negative results. **Therefore, the sum of the numbers in each column will be larger than the total number of people tested.**

Reporting lab	Inconclusive	Negative	Positive	Percent positive	Total
PUBLIC HEALTH LABORATORY	1		1	50%	2
MINUTECLINIC DIAGNOSTIC OF OHIO #2964		2			2
IN & OUT URGENT CARE METAIRIE			2	100%	2
GIGI WOOD DAVIS DO-FAMILY MEDICINE		2			2
WASHINGTON STATE DEPARTMENT OF HEALTH PUBLIC HEALTH LABORATORIES			2	100%	2
MINUTECLINIC DIAGNOSTIC PA #7110		2			2
FLORIDA MEDICAL CLINIC CARDIOLOGY-ZH			2	100%	2
MD NOW URGENT CARE CENTER INC.			2	100%	2
FAMILY FIRST PEDIATRICS			2	100%	2
JULIE STAATS DO		2			2
MINUTECLINIC MINUTECLINIC #921		2			2
ADVANCE FAMILY PRACTICE LLC□			2	100%	2
SUMMERFIELD RETIREMENT LIVING, INC			2	100%	2
ARCPPOINT LABS OF ALTAMONTE SPRINGS			2	100%	2
KINGS BAY PEDIATRICS LLC			2	100%	2
WHITESANDS OUTPATIENT TREATMENT		2			2
FLORIDA CLINICAL LABORATORY INC			2	100%	2
SOUTHERN TENNESSEE MEDICAL CENTER			2	100%	2
MINUTE CLINIC LLC #6765		2			2
The Grand Rehabilitation & Nursing Utica		2			2
CVS NY491POCT JACKSON HEIGHTS		2			2
THE RIM URGENT CARE			2	100%	2
LOWELL GENERAL HOSPITAL			2	100%	2
MEDEXPRESS URGENT CARE- ALLISON PARK		1	1	50%	2
PENSACOLA MEDICAL CLINIC LLC			2	100%	2
Kroger 127 - The Little Clinic Lakewood-Alameda		2			2
BLUETAIL MEDICAL GROUP, LLC		1	1	50%	2
MINUTECLINIC DIAG OF IND, LLC #6648		1	1	50%	2
FLORIDA PRIMARY CARE AND SPORTS MEDICINE INC			2	100%	2
RENFREW CENTERS INC		2			2
MEMORIAL SLOAN KETTERING CANCER CENTER		1	1	50%	2
CEDARS-SINAI MEDICAL CENTER			2	100%	2
MARCO ISLAND HOSPITAL INC D/B/A		1	1	50%	2
NEW YORK PSYCHIATRIC INSTITUTE		2			2
ACKERMAN CANCER CENTER		2			2
FLORIDA DEPARTMENT OF HEALTH IN ALACHUA COUNTY -			2	100%	2
CVS HEALTH, #1994		1	1	50%	2
OURMED		2			2
CVS OH6149POCT UPPER ARLINGTON		1	1	50%	2
CVS NJ617POCT CEDAR GROVE		2			2
Alden Terrace of McHenry			2	100%	2
MEDEXPRESS URGENT CARE FOX CHAPEL		2			2
COMMUNITY HEALTH CENTERS INC			2	100%	2
VA OUTPATIENT PHARMACY			2	100%	2
CLEVELAND CLINIC IMAGING			2	100%	2
UF HEALTH PATHOLOGY LABORATORIES			2	100%	2
COL CROSSROAD		1	1	50%	2

COVID-19: testing by laboratory

Data through Feb 2, 2021 verified as of Feb 3, 2021 at 09:25 AM

Data in this report are provisional and subject to change.

The numbers in the table below represent the number of Florida and non-Florida residents for whom test results were received by the Department of Health. A person can be tested by more than one laboratory and can have both positive and negative results. **Therefore, the sum of the numbers in each column will be larger than the total number of people tested.**

Reporting lab	Inconclusive	Negative	Positive	Percent positive	Total
WOMENS CARE FLORIDA LLC-LABORATORY		2			2
HANOVER ENDOSCOPY CENTER		2			2
SPECTRA LABS		1	1	50%	2
PALM CITY NURSING AND REHAB CENTER			2	100%	2
WELL HEALTH LABS			2	100%	2
ASHLEY PEDIATRICS			2	100%	2
USCG ABBOTT BINAXNOW		1	1	50%	2
Avanti Wellness and Rehab			2	100%	2
CERTIVIA LABORATORIES			2	100%	2
320 S TRANSIT ST		2			2
BAYSHORE MEDICAL CENTER			2	100%	2
CVS NJ837POCT MARLTON		2			2
BAPTIST HEALTHCARE - LAKEVIEW CENTER INC		2			2
Robert Cranfield			2	100%	2
AFC PHYSICIANS OF FLORIDA, PA			2	100%	2
Manorcare Health Services West Reading North		2			2
BOONES CREEK URGENT CARE		1	1	50%	2
CARTER BLOOD CARE			2	100%	2
WINDSOR AT OCALA		1	1	50%	2
MINUTECLINIC DIAG OF IND, LLC #6553		2			2
HEARTLAND HOME HEALTH CARE		2			2
BENTLEY CARE CENTER		2			2
Medilodge of Montrose		2			2
RIVERSIDE METHODIST HOSPITAL LAB			2	100%	2
CVS TX10140POCT THE WOODLANDS		2			2
TRINITAS REGIONAL MEDICAL CENTER		1	1	50%	2
OELWEIN HEALTH CARE CENTER		2			2
SYNEXUS CLINICAL RESEARCH US INC		1	1	50%	2
UW HOSPITAL AND CLINICS		1	1	50%	2
EXPEDIAN URGENT CARE			2	100%	2
UT PATH			2	100%	2
AMI ST FRANCIS HOSPITAL LABORATORY		1	1	50%	2
Kroger 125 - The Little Clinic Castle Rock		2			2
CVS MO5655POCT LIBERTY			2	100%	2
ORLANDO HEALTH PHYSICIAN GROUP			2	100%	2
ADVENTIST HINSDALE HOSPITAL LABORATORY			2	100%	2
MCLAREN REGIONAL MEDICAL CENTER			2	100%	2
UNIVERSITY HOSPITALS OF CLEVELAND			2	100%	2
MURFREESBORO MEDICAL CLINIC		2			2
BROOKS -TLC HOSPITAL SYSTEM			2	100%	2
CVS MINUTE CLINIC DIAGNOSTIC MED GRP		2			2
WARD MEMORIAL HOSPITAL		2			2
BFT LAB			2	100%	2
TANVIR H SHAGAR NP		2			2
HAMILTON CHD		2			2
MINUTECLINIC DIAGNOSTIC, PA #10252		2			2
MEDEXPRESS URGENT CARE-WILKINS TOWNSHIP, WILLIAM PENN HIGHWAY		2			2

COVID-19: testing by laboratory

Data through Feb 2, 2021 verified as of Feb 3, 2021 at 09:25 AM

Data in this report are provisional and subject to change.

The numbers in the table below represent the number of Florida and non-Florida residents for whom test results were received by the Department of Health. A person can be tested by more than one laboratory and can have both positive and negative results. **Therefore, the sum of the numbers in each column will be larger than the total number of people tested.**

Reporting lab	Inconclusive	Negative	Positive	Percent positive	Total
EXPRESSCARE URGENT CARE CENTER			2	100%	2
TULANE MEDICAL CENTER			2	100%	2
COOK HOSPITAL AND CARE CENTER		1	1	50%	2
SIGNATURE CARE LEWISVILLE-EMERGENCY CENTER		1	1	50%	2
FALCON HEALTH CENTER			2	100%	2
ASSOCIATES IN UROGYNECOLOGY MD LLC		2			2
MATHER HOSPITAL			2	100%	2
PALM BAY COMMUNITY OUTPATIENT CLINIC		2			2
DALLAS VA MEDICAL CENTER - VA NORTH TEXAS HEALTH CARE SYSTEM			2	100%	2
CVS IN6713POCT BLOOMINGTON		2			2
GRACE HEALTHCARE OF LAKE WALES		1	1	50%	2
CLEAR LAKE REGIONAL MEDICAL CENTER			2	100%	2
DELAWARE DIAGNOSTICS LABS			2	100%	2
AFFORDABLE PRIMARY CARE LLC		2			2
MIDDLE TENN MENTAL HEALTH INSTITUTE		2			2
GILCHRIST COUNTY FIRE DEPARTMENT			2	100%	2
Holiday Retirement Home			2	100%	2
DUKE HEALTH REGIONAL HOSPITAL			2	100%	2
CABELL HUNTINGTON HOSPITAL CLINICAL LAB			2	100%	2
Macon Valley Nursing and Rehabilitation Center		2			2
SOUTHEASTERN INSTITUTE OF RESTORATIVE MEDICINE		1	1	50%	2
DEER'S HEAD CENTER		2			2
CLEVELAND CLINIC FLORIDA LABORATORY			2	100%	2
CVS PA2688POCT COLLEGEVILLE		2			2
VILLA HEALTH NH LLC			2	100%	2
BAYCARE OUTREACH LAB			2	100%	2
GENETIC ASSAYS INC			2	100%	2
WISCONSIN STATE LABORATORY OF HYGIENE		1	1	50%	2
ORMOND BEACH URGENT CARE			2	100%	2
PINECREST PEDIATRICS GROUP LLC			2	100%	2
PRECISION CLINICAL RESEARCH			2	100%	2
RAINY LAKE MEDICAL CENTER			2	100%	2
MINUTECLINIC DIAGNOSTIC OF SC, LLC #4		2			2
WESTMINSTER SUNCOAST			2	100%	2
METROHEALTH SYSTEM			2	100%	2
CROSTOWN PHARMACY		2			2
UNIVERSITY COMMUNITY HEALTH SERVICES		1	1	50%	2
CPL LABS			2	100%	2
MIAMI DADE MEDICAL RESEARCH INSTITUTE			2	100%	2
DEKALB MEDICAL CENTER LABORATORY			2	100%	2
ST. MARY'S MEDICAL CENTER EVANSVILLE, INC			2	100%	2
DAYTON CHILDRENS HOSPITAL LAB			2	100%	2
JORDAN VALLEY MEDICAL CENTER			2	100%	2
SPRINGS MEDICAL LAB		1	1	50%	2
KAILOS GENETICS INC			2	100%	2
ORANGE COUNTY HEALTH DEPARTMENT		1	1	50%	2
REELFOOT FAMILY WALK IN CLINIC - TIPT		2			2

COVID-19: testing by laboratory

Data through Feb 2, 2021 verified as of Feb 3, 2021 at 09:25 AM

Data in this report are provisional and subject to change.

The numbers in the table below represent the number of Florida and non-Florida residents for whom test results were received by the Department of Health. A person can be tested by more than one laboratory and can have both positive and negative results. **Therefore, the sum of the numbers in each column will be larger than the total number of people tested.**

Reporting lab	Inconclusive	Negative	Positive	Percent positive	Total
CVS MD2956POCT NEW MARKET		1	1	50%	2
MODMD LABORATORY		2			2
AIRPORT CLINIC			2	100%	2
COVANCE			2	100%	2
MINUTECLINIC DIAGNOSTIC OF NORTH CARO		2			2
A+ URGENT/PRIMARY CARE			2	100%	2
OUR LADY OF THE LAKE REGIONAL MEDICAL CENTER			2	100%	2
TEXAS REGIONAL ASTHMA & ALLERGY CENTER			2	100%	2
WILSON MEMORIAL HOSPITAL			2	100%	2
MINUTECLINIC DIAGNOSTIC OF PA LLC		2			2
MEDICAL CENTER LABORATORY			2	100%	2
JRS LABORATORY			2	100%	2
SACRED HEART HOSPITAL ON THE EMERALD			2	100%	2
FUTURE PEDIATRICS		1	1	50%	2
TENNESSEE DEPARTMENT OF HEALTH (TDH) - REGIONAL LABORATORY			2	100%	2
MINUTECLINIC, DIAGNOSTIC OF TEXAS, LLC		2			2
CVS MINUTE CLINIC DIAG OF IND, LLC #6549		2			2
BLUEWATER TOXICOLOGY			2	100%	2
MID AMERICA CLINICAL LABS			2	100%	2
NEBRASKA DEPARTMENT OF HEALTH AND HUMAN SERVICES			2	100%	2
JOSEF SCHENKER, MD, PC		2			2
NAVAL BRANCH MEDICAL CLINIC			2	100%	2
SUNCREST OMNI		2			2
PIEDMONT HOSPITAL LAB			2	100%	2
SERENADES BY SONATA		1	1	50%	2
MINUTECLINIC, LLC, DBA MINUTECLINIC #4		2			2
CLINICA HISPANIA			2	100%	2
LABCORP OF AMERICA HOLDINGS		1	1	50%	2
BRENTWOOD AT FORE RANCH			2	100%	2
STATE OF FLORIDA			2	100%	2
BAYLOR COLLEGE OF MEDICINE			2	100%	2
VANAYER HEALTHCARE AND REHAB CENTER		2			2
ATLAS GENOMICS			2	100%	2
POMONA VALLEY COMMUNITY HOSPITAL			2	100%	2
LEGACY LABORATORY SERVICES			2	100%	2
INFINITI LABS INC			2	100%	2
CLEARWATER PAIN MANAGEMENT ASSOCIATES			2	100%	2
Walgreens #12427		1	1	50%	2
DRR JMC URGENT CARE DONALD ROSS			2	100%	2
MERCY CONVENIENT CARE			2	100%	2
LAB CORP OF AMER SAN DIEGO			2	100%	2
ACM MEDICAL LABORATORY ALLIANCE			2	100%	2
MEDEXPRESS URGENT CARE, HERMITAGE		1	1	50%	2
MINUTECLINIC, LLC #07852		2			2
CVS NV2928POCT LAS VEGAS		2			2
MEDEXPRESS URGENT CARE - JEANNETTE		2			2
MEDEXPRESS - WILMINGTON KIRKWOOD HIGHWAY		2			2

COVID-19: testing by laboratory

Data through Feb 2, 2021 verified as of Feb 3, 2021 at 09:25 AM

Data in this report are provisional and subject to change.

The numbers in the table below represent the number of Florida and non-Florida residents for whom test results were received by the Department of Health. A person can be tested by more than one laboratory and can have both positive and negative results. **Therefore, the sum of the numbers in each column will be larger than the total number of people tested.**

Reporting lab	Inconclusive	Negative	Positive	Percent positive	Total
URGENT CARE AND SURGERY CENTER			2	100%	2
PALOS COMMUNITY HOSPITAL LABORATORY			2	100%	2
MID - FLORIDA PATHOLOGY LLC		1	1	50%	2
CHARLOTTE COUNTY HEALTH DEPARTMENT			2	100%	2
ACCESS CARE MEDICAL GROUP LLC		2			2
THE HOSPITAL OF PROVIDENCE EMERGENCY ROOM			2	100%	2
MEDEXPRESS URGENT CARE - OMAHA N 72 ST		2			2
First Care Living Center/Essentia Health			2	100%	2
GULF COAST IMMEDIATE CARE CENTER		1	1	50%	2
CVS IN7653POCT EVANSVILLE		1	1	50%	2
UNIVERSITY OF MEMPHIS ATHLETIC TRAINING		2			2
ONTARIO COUNTY PUBLIC HEALTH		2			2
Bedford Care Center of Hattiesburg		2			2
GOLDMAN SACHS HEALTH CENTER		2			2
PHOEBE BERKS HEALTH CARE CENTER		2			2
NEMOURS CHILDREN'S PRIMARY CARE THE VILLAGES		2			2
Kroger 758 - The Little Clinic Providence		2			2
MINUTECLINIC DIAGNOSTIC MEDICAL		2			2
PARKLAND HEALTH & HOSPITAL			2	100%	2
HOUSTON HEALTH DEPARTMENT - BUREAU OF LABORATORY SERVICES			2	100%	2
RIGHT AT HOME			2	100%	2
SIMMONS			2	100%	2
SENDER RETREAT ADULT DAY CARE CENTERS			2	100%	2
CVS PA10034POCT PITTSBURGH		2			2
FLORIDA KEYS PED & ADOLES CTR			2	100%	2
Alden Des Plaines			2	100%	2
SOUTH TAMPA AFTER HOURS CLINIC			2	100%	2
ADVENT HEALTH CENTRAL TEXAS		1	1	50%	2
MORRISTOWN MEMORIAL HOSPITAL		2			2
NOVA SOUTHEASTERN UNIVERSITY - STUDENT MEDICAL CTR			2	100%	2
PARKWAY DRUGS OF ONEIDA COUNTY NORTH I		1	1	50%	2
EMORY UNIVERSITY HOSPITAL			2	100%	2
PHYSICIANS CARE INC		1	1	50%	2
University Center East			2	100%	2
AKRON GENERAL MEDICAL CENTER MAIN		2			2
PALM MEDICAL CENTER - PLANT CITY		2			2
ADVOCATE SHERMAN HOSPITAL			2	100%	2
CVS NY549POCT RIDGEWOOD		1	1	50%	2
Parkridge Specialty Care		2			2
SKIPPACK MEDICAL LAB			2	100%	2
Kroger 448 - The Little Clinic Mason		2			2
AMERICAN MEDICAL LABORATORIES			2	100%	2
CVS IN3975POCT JEFFERSONVILLE		1	1	50%	2
NASSAU UNIVERSITY MEDICAL CENTER DEPT		1	1	50%	2
UK HEALTHCARE			2	100%	2
SANIBEL MEDICAL CLINIC			2	100%	2
CONWAY MEDICAL CENTER			2	100%	2

COVID-19: testing by laboratory

Data through Feb 2, 2021 verified as of Feb 3, 2021 at 09:25 AM

Data in this report are provisional and subject to change.

The numbers in the table below represent the number of Florida and non-Florida residents for whom test results were received by the Department of Health. A person can be tested by more than one laboratory and can have both positive and negative results. **Therefore, the sum of the numbers in each column will be larger than the total number of people tested.**

Reporting lab	Inconclusive	Negative	Positive	Percent positive	Total
UNIVERSITY OF MARYLAND MEDICAL CENTER			2	100%	2
SUPER HEALTH PHARMACY LLC		2			2
BIONIC TECHNOLOGIES CORPORATION			2	100%	2
GALEN BAYLOR EXTENSION		2			2
SOUTHEAST GEORGIA HEALTH SYSTEM			2	100%	2
JOHNSON CITY MEDICAL CENTER		1	1	50%	2
BAY CORRECTIONAL AND REHABILITATION FACILITY			2	100%	2
UNIVERSITY HOSPITAL OF BROOKLYN		2			2
RIVERVIEW MEDICAL CLINIC		2			2
MANASOTA PEDIATRICS			2	100%	2
LIFESPRING COMMUNITY HEALTH		2			2
IN AND OUT URGENT CARE			2	100%	2
BROOKDALE LAKE MARY			2	100%	2
FLAGLER PROFESSIONAL HEALTH CAE SERVICES INC		2			2
INTEGRATED REGIONAL LABS			2	100%	2
NEW YORK STATE DEPARTMENT OF HEALTH		1	1	50%	2
MINUTE CLINIC LLC #4017		2			2
DALLAS MEDICAL CENTER			2	100%	2
ROCKWALL URGENT CARE			2	100%	2
MEDLOGIC, LLC		2			2
FKC AMELIA ISLAND DIALYSIS			2	100%	2
LACORP		1	1	50%	2
LAKE BALDWIN			2	100%	2
LAKEVIEW HEALTHCARE SYSTEM LLC			2	100%	2
INTERNAL MEDICINE ASSOCIATES-DUNELLON			2	100%	2
Kroger 619 - The Little Clinic Hendersonville Indian Lake		2			2
ADVICE FOR OPTIMAL WELLNESS			2	100%	2
SOUTHSIDE FAMILY MEDICAL		2			2
JUPITER INTERNAL MEDICINE AND ASSOCIATES			2	100%	2
NAPHCARE INC		2			2
NEMOURS CHILDRENS PRIMARY CARE			2	100%	2
GRAND VILLA OF LAKELAND		2			2
BAPTIST HOSPITAL OF MIAMI MCI BROWARD LABORATORY			2	100%	2
NONA PEDIATRIC CENTER			2	100%	2
ROCKEFELLER UNIVERSITY CLINICAL GENOMICS LABORATOR		2			2
U OF MIAMI MILLER SCHOOL OF MEDICINE			2	100%	2
HIGHLANDS COUNTY FIRE RESCUE		2			2
Elba Nursing and Rehabilitation Center, LLC		2			2
CVS OH5457POCT POWELL		2			2
MINUTECLINIC 7196		2			2
ADVENTHEALTH IMAGING PARTIN SETTLEMENT			2	100%	2
BAYCARE LABORATORIES			2	100%	2
MIDWAY PRIMARY CARE LLC		2			2
UNIVERSITY OF MISSOURI HEALTH CARE			2	100%	2
CVS IL7017POCT BLOOMINGTON		2			2
HEALTH FIRST MEDICAL GROUP			2	100%	2
TAMPA INTERNATIONAL AIRPORT			2	100%	2

COVID-19: testing by laboratory

Data through Feb 2, 2021 verified as of Feb 3, 2021 at 09:25 AM

Data in this report are provisional and subject to change.

The numbers in the table below represent the number of Florida and non-Florida residents for whom test results were received by the Department of Health. A person can be tested by more than one laboratory and can have both positive and negative results. **Therefore, the sum of the numbers in each column will be larger than the total number of people tested.**

Reporting lab	Inconclusive	Negative	Positive	Percent positive	Total
Delaware Court Healthcare Center		2			2
BOND COMMUNITY HEALTH CENTER			2	100%	2
CATHOLIC HEALTH LABORATORY SERVICES		2			2
HEALTH & REHAB CTR AT DOLPHINS VIEW, THE			2	100%	2
GOUVERNEUR HOSPITAL LABORATORY		2			2
Lake Charles Healthcare LLC dba Landmark Lake Charles			2	100%	2
GEISINGER MEDICAL CENTER		2			2
PROSPECT URGENT CARE			2	100%	2
HOME ACCESS HEALTH			2	100%	2
POINTE AT NEW PORT PLACE,THE		2			2
CITRUS PARK			2	100%	2
CARE NOW, INC			2	100%	2
CLINICAL CARE ASSOCIATES, INC			2	100%	2
HENDRY/GLADES COUNTY HEALTH DEPARTMENT		2			2
STUART SURGERY CENTER, LLC			2	100%	2
THE CLUB AT BOYNTON BEACH, LLC			2	100%	2
WINCHESTER MEDICAL CENTER			2	100%	2
LIFETIME FAMILY URGENT CARE			2	100%	2
CVS NJ2815POCT E BRUNSWICK		2			2
ARLINGTON DIALYSIS CENTER LLC		2			2
MISSION HOSPITAL REGIONAL MEDICAL CENTER			2	100%	2
RIVER CITY MEDICAL ASSOCIATES, INC			2	100%	2
RCA LABORATORY SERVICES LLC			2	100%	2
BAPTIST HEALTH LEXINGTON			2	100%	2
MEDEXPRESS URGENT CARE - BRIDGEVILLE		2			2
GRAND VILLA OF SARASOTA		1	1	50%	2
PANCARE HEALTH - SNEADS ELEMENTARY			2	100%	2
URGENT TEAM - NASHVILLE		2			2
BAYSTATE MEDICAL CENTER		1	1	50%	2
TALLAHASSEE MEMORIAL HEALTHCARE FAMILY MED RESIDENCY			2	100%	2
TGH Brandon Healthplex Laboratory			2	100%	2
CVS PA5241POCT CHALFONT		2			2
MEDEXPRESS URGENT CARE-SALINA, S 9TH ST		2			2
NYUMC CLINICAL LABORATORIES			2	100%	2
MARQUESA MEDICAL		2			2
BIOMAT USA			2	100%	2
MEMORIAL HERMANN HOSPITAL			2	100%	2
CVS TN7698POCT KNOXVILLE		2			2
SIGNATURE HEALTHCARE OF MIDDLEBURG		2			2
CVS MO4850POCT SPRINGFIELD		2			2
CROSSROADS URGENT CARE DBA URGENT TEA		2			2
CVS AZ5891POCT GILBERT		1	1	50%	2
COMPLETE HEALTH MEDICAL CENTER			2	100%	2
SINAI PLAZA NURSING AND REHAB CENTER			2	100%	2
NORTH DAKOTA VETERANS HOME		2			2
CVS HEALTH, #2043		2			2
LEE MEMORIAL HOSPITAL BLOOD GAS LAB			2	100%	2

COVID-19: testing by laboratory

Data through Feb 2, 2021 verified as of Feb 3, 2021 at 09:25 AM

Data in this report are provisional and subject to change.

The numbers in the table below represent the number of Florida and non-Florida residents for whom test results were received by the Department of Health. A person can be tested by more than one laboratory and can have both positive and negative results. **Therefore, the sum of the numbers in each column will be larger than the total number of people tested.**

Reporting lab	Inconclusive	Negative	Positive	Percent positive	Total
STUDENT HEALTH SERVICES			2	100%	2
VALLEY BAPTIST MEDICAL CENTER: BROWNSVILLE			2	100%	2
ARTHREX MEDICAL CENTER EAST			2	100%	2
CHESTERFIELD HEALTHCARE GROUP, INC		2			2
CARE 365			2	100%	2
MEMORIAL HOSPITAL OF CARBONDALE			2	100%	2
SOUTH BEND MEDICAL FOUNDATION			2	100%	2
STARR CITY OF ROMA COMMUNITY CENTER			2	100%	2
HEALTH EXPRESS URGENT CARE			2	100%	2
NEW BRIDGE MEDICAL CENTER		2			2
TWELVE OAKS RECOVERY CENTER			2	100%	2
THOMASVILLE REGIONAL MEDICAL CENTER		2			2
STEWART ST ELIZABETH MEDICAL CENTER			2	100%	2
AdventHealth Care Center Orlando North			2	100%	2
SOUTHEAST GEORGIA HEALTH SYSTEM, INC D		2			2
Huntington Health Care and Rehabilitation Center		2			2
APPLECARE VALDOSTA			2	100%	2
CORNERSTONE MEDICAL CARE OF BRANDON		2			2
CONEMAUGH MEMORIAL MEDICAL CENTER		2			2
LIFEPLUS HEALTHCARE GROUP INC		2			2
ATLANTIC SURGERY CENTER OF JACKSONVILLE BEACH		2			2
EXPRESS CARE OF THE SHOALS		1	1	50%	2
NORTHWELL HEALTH			2	100%	2
STARR COUNTY MEMORIAL HOSPITAL			2	100%	2
MINUTECLINIC DIAGNOSTICS OF IND LLC		1	1	50%	2
CVS MINUTE CLINIC DIAGNOSTIC OF TN #3293		2			2
SYLVAN NURSING			2	100%	2
LEE MEMORIAL HEALTH SYSTEM D/B/A			2	100%	2
BAYMEADOWS PRIMARY CARE		2			2
BROOKDALE ALTAMONTE SPRINGS			2	100%	2
MEDEXPRESS URGENT CARE-MT PLEASANT		1	1	50%	2
MINUTECLINIC DIAG OF IND, LLC #6908		2			2
FLORIDA MEDICAL CLINIC RADIOLOGY DALE MABRY		2			2
MINUTECLINIC DIAGNOSTIC OF TEXAS, LLC #7435		2			2
BIRMINGHAM INTERNAL MEDICINE ASSOCIATE		1	1	50%	2
WHOLE CHILD PEDIATRICS			2	100%	2
NORTHEAST PEDIATRICS			2	100%	2
CARE NOW DENTON			2	100%	2
STARMED FAMILY & URGENT CARE			2	100%	2
CAREWELL JW - WORCESTER LNC			2	100%	2
QUALITY LABORATORY SERVICE		2			2
ST LUKES HOSPITAL			2	100%	2
EDGEWATER RETIREMENT MANOR			2	100%	2
New Jersey Aim At Smg		2			2
MONICE DR.			2	100%	2
PLASMA MED RESEARCH DBA		2			2
MARTIN MEDICAL CENTER INC		1	1	50%	2

COVID-19: testing by laboratory

Data through Feb 2, 2021 verified as of Feb 3, 2021 at 09:25 AM

Data in this report are provisional and subject to change.

The numbers in the table below represent the number of Florida and non-Florida residents for whom test results were received by the Department of Health. A person can be tested by more than one laboratory and can have both positive and negative results. **Therefore, the sum of the numbers in each column will be larger than the total number of people tested.**

Reporting lab	Inconclusive	Negative	Positive	Percent positive	Total
FLORIDA DEPARTMENT OF HEALTH PALM BEACH COUNTY			1	100%	1
CHESAPEAKE REGIONAL MEDICAL CENTER			1	100%	1
ST LUKES SURGICAL AT THE VILLAGES INC			1	100%	1
JOSEPH SCHENKER MD PC		1			1
CFCH - FROSTPROOF			1	100%	1
MEDEXPRESS URGENT CARE - DANVILLE		1			1
SIGNATURE CARE MIDLAND			1	100%	1
CAREWELL URGENT CARE FITCHBURG			1	100%	1
PUBLIX PHARMACY #0332		1			1
HCL LABORATORIES			1	100%	1
Falmouth By The Sea			1	100%	1
CHAMBREL AT PINECASTLE			1	100%	1
DEPT OF VA MEDICAL CENTER - MIAMI			1	100%	1
Seal Rock Healthcare		1			1
LAKE SUCCESS EXTENDED CARE		1			1
ORLANDO HEALTH PHYSICIAN GROUP INC			1	100%	1
STATE OF CALIFORNIA DOH SERVICES			1	100%	1
SISTERS MISSION			1	100%	1
CENTRAL TX MEDICAL CENTER - LAB			1	100%	1
WINNIFRED ASSISTED LIVING FACILITY INC		1			1
WELLCARE URGENT CARE			1	100%	1
HIBISCUS COURT			1	100%	1
Court House Center		1			1
HAWKEYE CARE CENTER DUBUQUE		1			1
NEW MILFORD HOSPITAL			1	100%	1
ABSOLUTE QUICK CARE			1	100%	1
MINUTECLINIC DIAGNOSTIC, PA		1			1
TILLAMOOK COUNTY GENERAL HOSPITAL LAB		1			1
ORMOND MEDICAL ARTS FAMILY PRACTICE PL			1	100%	1
MEDONE URGENT CARE			1	100%	1
HIGHLAND PARK LAKEWOOD PRESTON HOLLOW			1	100%	1
HOLYOKE MEDICAL CENTER			1	100%	1
NORTHSIDE FAMILY MEDICINE AND URGENT CARE (HOLLY SPRINGS)		1			1
CVS IN6608POCT NEW PALESTINE			1	100%	1
CVS SC5479POCT INDIAN LAND		1			1
TALLAHASSEE DIALYSIS		1			1
NEW ERA COMMUNITY HEALTH CENTER LLC		1			1
CLINICAL MICROBIOLOGY LAB FAIRVIEW UNIVERSITY HOSPITAL			1	100%	1
SPECIALTY DRUG TESTING			1	100%	1
ST VINCENT'S AMBULATORY CARE INC			1	100%	1
TITUSVILLE TOWERS ASSISTED LIVING		1			1
BHS PHYSICIAN NETWORK			1	100%	1
MARYWOOD NURSING CARE CENTER		1			1
CVS IN5696POCT FORT WAYNE		1			1
CLINICAL CARE CENTER, INC			1	100%	1
HAMILTON CI MAIN UNIT ANNEX/ WORK CAMP			1	100%	1
Oak Hill Health & Rehabilitation Center			1	100%	1

COVID-19: testing by laboratory

Data through Feb 2, 2021 verified as of Feb 3, 2021 at 09:25 AM

Data in this report are provisional and subject to change.

The numbers in the table below represent the number of Florida and non-Florida residents for whom test results were received by the Department of Health. A person can be tested by more than one laboratory and can have both positive and negative results. **Therefore, the sum of the numbers in each column will be larger than the total number of people tested.**

Reporting lab	Inconclusive	Negative	Positive	Percent positive	Total
GADSDEN FAMILY PRACTICE		1			1
Monument Health Custer Care Center		1			1
MD NOW MEDICAL CENTERS, INC			1	100%	1
SYNERGENE LABORATORY			1	100%	1
ANY LAB TEST FAST CORP			1	100%	1
QUALITY CLINICAL LAB LLC			1	100%	1
HERNANDO CHILDREN'S			1	100%	1
LEGACY AT HIGHWOODS PRESERVE		1			1
CVS SC4286POCT EASLEY		1			1
CARENOW LAKE WORTH			1	100%	1
TENNOVA ER - SANGO			1	100%	1
MEDICAL CITY DENTON			1	100%	1
MAURY REGIONAL MEDICAL CENTER		1			1
OCALA REGIONAL DIALYSIS- NORTH			1	100%	1
MID FLORIDA BIOLOGICALS			1	100%	1
LAREDO EMERGENCY ROOM			1	100%	1
Southwest Louisiana Veterans Home			1	100%	1
ADVANCE GASTROENTEROLOGY			1	100%	1
UUHC - REDSTONE HEALTH CENTER LABORATORY			1	100%	1
CVS GA5637POCT VILLA RICA		1			1
CRUSADER COMMUNITY HEALTH			1	100%	1
SOUTH TEXAS HEALTH SYSTEM ER - WARE ROAD			1	100%	1
SAINT ALPHONSUS REGIONAL MEDICAL CENTER			1	100%	1
COMMUNITY			1	100%	1
EVERGREEN NURSING HOME		1			1
EH FARGO HOSPITAL LABORATORY			1	100%	1
Kroger 667 - The Little Clinic Litchfield Park		1			1
SOUTHWEST REGIONAL PCR LABORATORY			1	100%	1
MEDOR/ACC SYNCHRONY			1	100%	1
URGENT DOC -NACOGODOCHES CLINIC			1	100%	1
Walgreens #3661		1			1
MERCY MEDICAL CENTER INC			1	100%	1
Florence Home		1			1
TALLAHASSEE MEMORIAL HEALTHCARE			1	100%	1
Bon Secours Place			1	100%	1
PARKWAY REGIONAL MEDICAL CENTER LAB			1	100%	1
CHRISTIANA HOSPITAL		1			1
DOYLESTOWN HOSPITAL			1	100%	1
MOBILE MEDICAL CLINIC			1	100%	1
MEDEXPRESS URGENT CARE - WICHITA, N MAIZE RD		1			1
KINDRED HOSPITAL SOUTH FLORIDA			1	100%	1
FULGENT GENETICS HOUSTON		1			1
FLORIDA HOSPITAL ORMOND BEACH			1	100%	1
ELDER ALTERNATIVES INC			1	100%	1
SUNSHINE STATE DIALYSIS			1	100%	1
FRANKLIN CBOC			1	100%	1
MOUNT SINAI MEDICAL CENTER OF FLORIDA, INC			1	100%	1

COVID-19: testing by laboratory

Data through Feb 2, 2021 verified as of Feb 3, 2021 at 09:25 AM

Data in this report are provisional and subject to change.

The numbers in the table below represent the number of Florida and non-Florida residents for whom test results were received by the Department of Health. A person can be tested by more than one laboratory and can have both positive and negative results. **Therefore, the sum of the numbers in each column will be larger than the total number of people tested.**

Reporting lab	Inconclusive	Negative	Positive	Percent positive	Total
CLIFTON-FINE HOSPITAL LABORATORY		1			1
Robert Wood Johnson University Hospital			1	100%	1
WALGREENS #06025		1			1
LIFE CARE CENTER OF HILTON HEAD		1			1
BRUCE S WEST MD			1	100%	1
Schenectady Center for Rehabilitation & Nursing		1			1
EAST TENNESSEE STATE UNIVERSITY		1			1
Bolingreen Health and Rehabilitation		1			1
THE INTERNAL MEDICAL GROUP		1			1
VCU HEALTH SYSTEM AUTHORITY - MCV HOSPITALS			1	100%	1
Cottage of the Shoals		1			1
COMMUNITY HOSPITALS INDIANAPOLIS			1	100%	1
Crisp Regional Nursing and Rehab Center		1			1
Mercy Manor Transition Center			1	100%	1
FAMILY PRACTICE OF CENTRAL FLORIDA PA			1	100%	1
VALUE DRUGS GREENLAWN INC		1			1
REGENTS PARK OF JACKSONVILLE			1	100%	1
SMH PHYSICIAN SERVICES INC		1			1
EVANS FAMILY CARE PA			1	100%	1
MAINE CENTER FOR DISEASE CONTROL AND PREVENTION			1	100%	1
NORTH SHORE MEDICAL CENTER - SALEM HOSPITAL			1	100%	1
FLAGLER CARE CENTER			1	100%	1
WINTER PARK MEMORIAL HOSPITAL LABORATORY		1			1
Brynwood Health & Rehabilitation Center			1	100%	1
PHYSICIANS PREMIER			1	100%	1
WALKIN MEDICAL URGENT CARE,NEW CITY			1	100%	1
Accordius Health at Gastonia			1	100%	1
Walgreens #5421		1			1
DIXITKUMAR N MODI MD PA			1	100%	1
NORWALK HOSPITAL			1	100%	1
CONWAY - SHERWOOD URGENT CARE			1	100%	1
LEXINGTON HOSPITAL CORPORATION			1	100%	1
BROOKSVILLE REGIONAL HOSPITAL			1	100%	1
TANGLEWOOD MANOR		1			1
Manor Care of Dallastown d/b/a ManorCare Health Services - Dallastown		1			1
CVS TX8321POCT MCKINNEY		1			1
CLEVELAND HEARTLAB			1	100%	1
MED-LAKE LABORATORY			1	100%	1
CVS IN6559POCT AVON		1			1
DEBORAH HEART AND LUNG CENTER		1			1
QC LABORATORY			1	100%	1
LAB. CORP. OF AMERICA			1	100%	1
Riverside Nursing & Rehabilitation Center		1			1
CVS IL8751POCT CHICAGO		1			1
GEORGE WASHINGTON UNIVERSITY HOSPITAL			1	100%	1
CVS NV3210POCT LAS VEGAS		1			1
PROVIDENCE HOSPITAL			1	100%	1

COVID-19: testing by laboratory

Data through Feb 2, 2021 verified as of Feb 3, 2021 at 09:25 AM

Data in this report are provisional and subject to change.

The numbers in the table below represent the number of Florida and non-Florida residents for whom test results were received by the Department of Health. A person can be tested by more than one laboratory and can have both positive and negative results. **Therefore, the sum of the numbers in each column will be larger than the total number of people tested.**

Reporting lab	Inconclusive	Negative	Positive	Percent positive	Total
WHEATON FRANCISCAN LABORATORY			1	100%	1
OCEAN MEDICAL CENTER		1			1
GENEVA FAMILY HEALTH			1	100%	1
NEMOURS CHILDRENS URGENT CARE			1	100%	1
CVS IL1773POCT TINLEY PARK		1			1
CHILDREN'S MEMORIAL HOSPITAL			1	100%	1
MEMORIAL HOSPITAL LOS BANOS			1	100%	1
SUNY AT STONY BROOK			1	100%	1
PALOMAR MEDICAL CENTER			1	100%	1
Melbourne Terrace Rehabilitation Center			1	100%	1
Imperial Healthcare Centre			1	100%	1
Medicalodges Neosho			1	100%	1
SHAH			1	100%	1
CAH ACQUISITION COMPANY 11 LLC			1	100%	1
TMH URGENT CARE CENTER			1	100%	1
MEDERI CARETENDERS VS OF SE FL LLC DBA			1	100%	1
CVS CA9606POCT TEMECULA		1			1
HEALTH EXPRESS		1			1
SEATTLE-KING COUNTY			1	100%	1
Community Compassion Center of Batesville			1	100%	1
ALPHA 1 ANTITRYPSIN RESEARCH PROGRAM			1	100%	1
SONNI'S PEDIATRICS			1	100%	1
ST JOHNS PEDIATRICS PA		1			1
COLONIAL MEDICAL CENTER-EAST ORLANDO			1	100%	1
SUMMIT LABORATORY			1	100%	1
OAKWOOD HOSPITAL - SOUTHSORE			1	100%	1
Central Park Healthcare & Rehabilitation Center		1			1
CORPORATION OF AMERICA		1			1
MINUTECLINIC, LLC #07876			1	100%	1
MAYO CLINIC BEACHES PRIMARY CARE CTR		1			1
ALTA BATES SUMMIT MEDICAL CENTER CLINICAL LAB			1	100%	1
CELEBRATION HOSPITAL			1	100%	1
CVS OH6167POCT ASHLAND		1			1
DONALSONVILLE HOSPITAL			1	100%	1
EXPRESS LAB LIVINGSTON			1	100%	1
FIU HEALTH CARE CENTER			1	100%	1
CVS NV9841POCT RENO			1	100%	1
WOMENS CARE FLORIDA LLC			1	100%	1
LIFEGUARD AMBULANCE SERVICE LLC - BAY COUNTY			1	100%	1
GENESIS HOME HEALTH CARE SERVICES OF			1	100%	1
Masonic Medical Research Institute			1	100%	1
BORINQUEN HEALTH CENTER			1	100%	1
Kroger 379 - The Little Clinic Stony Brook		1			1
Fairview			1	100%	1
MARYLAND DEPARTMENT OF HEALTH AND MENTAL HYGIENE-LABORATORIES			1	100%	1
Kroger 524 - The Little Clinic Iron Bridge Road		1			1
ROYAL CARE MEDICAL CENTER			1	100%	1

COVID-19: testing by laboratory

Data through Feb 2, 2021 verified as of Feb 3, 2021 at 09:25 AM

Data in this report are provisional and subject to change.

The numbers in the table below represent the number of Florida and non-Florida residents for whom test results were received by the Department of Health. A person can be tested by more than one laboratory and can have both positive and negative results. **Therefore, the sum of the numbers in each column will be larger than the total number of people tested.**

Reporting lab	Inconclusive	Negative	Positive	Percent positive	Total
BIODORON LABORATORIES			1	100%	1
TWIN			1	100%	1
BROOKDALE AVONDALE (BU 04360)			1	100%	1
CARDIAC AND VASCULAR CONSULTANTS MD PA		1			1
MEDCOR CORPORATE CLINIC			1	100%	1
Elm Crest Senior Living Community		1			1
HARTFORD HEALTH CARE & REHABILITATION			1	100%	1
BAYLOR SCOTT & WHITE ALL SAINTS MEDICAL CENTER FT			1	100%	1
ALPHA CLINICAL LABORATORY CORP.			1	100%	1
CACERES SPECIALIZED GYNECOLOGY		1			1
Metairie Healthcare Center			1	100%	1
BAYSHORE DIALYSIS			1	100%	1
BASCOM PALMER-MICRO LAB			1	100%	1
Good Samaritan Society-Atkinson		1			1
CHILDREN'S MEDICAL CENTER-EAST ORLANDO			1	100%	1
EASTSIDE URGENT CARE			1	100%	1
ST VINCENTS AMBULATORY CARE INC			1	100%	1
ASPIRUS WAUSAU HOSPITAL			1	100%	1
PATHOLOGY		1			1
OXY-GENLAB			1	100%	1
PARK AVENUE DERMATOLOGY NORTH			1	100%	1
HUMC		1			1
COMMUNITY MEDICAL CARE			1	100%	1
MIAMI CHILDRENS HOSPITAL MIDTOWN OUTPATIENT CENTER			1	100%	1
HOWELL BRANCH COURT			1	100%	1
BAXTER REGIONAL MEDICAL CENTER			1	100%	1
SANTA CLARA VALLEY MEDICAL CENTER			1	100%	1
HALIFAX FAMILY HEALTH CENTER			1	100%	1
LAKELAND REGIONAL HEALTH GRASSLANDS		1			1
SMITH			1	100%	1
MDS PHARMA SERVICES		1			1
MEDICAL ASSOCIATES OF PINELLAS - LAB			1	100%	1
MEDEXPRESS-DOVER		1			1
A G RHODES HOME AT WESLEY WOODS		1			1
AMERICAN LAB LLC		1			1
CUSTOM SCRIPTS PHARMACY		1			1
CVS NV5942POCT LAS VEGAS		1			1
WELLPATH			1	100%	1
THE EDGEWATER AND WATERMAN VILLAGE			1	100%	1
Life Care Center of Auburn		1			1
PRIORITY CARE LLC			1	100%	1
IRA FIALKO DO			1	100%	1
Fairhaven Retirement Community		1			1
WEST VIRGINIA UNIVERSITY HOSPITALS			1	100%	1
RCP OF MEMORIAL WEST			1	100%	1
Kroger 368 - The Little Clinic Frankfort West		1			1
PALMA CEIA MED GROUP-SWANN		1			1

COVID-19: testing by laboratory

Data through Feb 2, 2021 verified as of Feb 3, 2021 at 09:25 AM

Data in this report are provisional and subject to change.

The numbers in the table below represent the number of Florida and non-Florida residents for whom test results were received by the Department of Health. A person can be tested by more than one laboratory and can have both positive and negative results. **Therefore, the sum of the numbers in each column will be larger than the total number of people tested.**

Reporting lab	Inconclusive	Negative	Positive	Percent positive	Total
USC VERDUGO HILLS HOSPITAL			1	100%	1
CVS MA957POCT WEST SPRINGFIELD		1			1
Victory Health and Rehabilitation			1	100%	1
Walgreens #9278		1			1
ALLIED PHYSICIANS GROUP		1			1
STEWARD FLORIDA ALF, INC			1	100%	1
ST. PETERSBURG PEDIATRICS-SEMINOLE			1	100%	1
CVS TN7144POCT BARTLETT		1			1
MINUTECLINIC MINUTECLINIC #3665		1			1
PUBLIX PHARMACY #1114			1	100%	1
CVS NC7047POCT DURHAM		1			1
GOOD PEDIATRICS			1	100%	1
ULTIMATE KIDNEY CARE			1	100%	1
CFHC - FROSTPROOF			1	100%	1
TARRYTOWN PHARMACY			1	100%	1
SHAMRA MEDICAL LABORATORY			1	100%	1
SKY RIDGE MEDICAL CENTER - MICRO			1	100%	1
TEXAS HEALTH ARLINGTON MEMORIAL		1			1
DOCTOR TODAY URGENT CARE			1	100%	1
NORTHSIDE FAMILY MEDICINE		1			1
FLAGLER PROFESSIONAL HEALTH CARE SERVICES INC		1			1
Heartland of Perrysburg		1			1
EVEXIA DIAGNOSTICS			1	100%	1
Heartland Health Care Center Jacksonville			1	100%	1
RIVERSIDE MEDICAL CENTER		1			1
FAMILY MEDICAL CLINIC KENDALL LLC			1	100%	1
BAYFRONT CARDIOVASCULAR ASSOCIATES			1	100%	1
HUNTSVILLE HOSPITAL			1	100%	1
NORTH MANATEE HEALTH CARE CENTER			1	100%	1
SANFORD LABORATORIES WATERTOWN			1	100%	1
441 URGENT CARE CENTER - BROWNWOOD			1	100%	1
MEDICAL ASSOCIATES OF THE SHOALS		1			1
CVS PA1074POCT KENNETT SQUARE		1			1
PREVENTIVE CARDIOLOGY AND INTERNAL MEDICINE ASSOCI			1	100%	1
METHODISM MIDLOTHIAN MEDICAL CENTER			1	100%	1
MED BAR LLC		1			1
AURORA MEDICAL CENTER-KENOSHA			1	100%	1
AVERA ST. MARY'S HOSPITAL			1	100%	1
CVS PA1296POCT DREXEL HILL		1			1
Garden View Care Center at Dougherty Ferry		1			1
PENINSULA REGIONAL MED CTR LAB			1	100%	1
Villa Maria			1	100%	1
WINDSOR MANOR			1	100%	1
NEW ULM MEDICAL CENTER			1	100%	1
TITUSVILLE CENTER FOR SURGICAL EXCELLENCE LLC		1			1
CLARKSVILLE HEALTH SYSTEM			1	100%	1
PROGRESSIVE MEDICAL RESEARCH			1	100%	1

COVID-19: testing by laboratory

Data through Feb 2, 2021 verified as of Feb 3, 2021 at 09:25 AM

Data in this report are provisional and subject to change.

The numbers in the table below represent the number of Florida and non-Florida residents for whom test results were received by the Department of Health. A person can be tested by more than one laboratory and can have both positive and negative results. **Therefore, the sum of the numbers in each column will be larger than the total number of people tested.**

Reporting lab	Inconclusive	Negative	Positive	Percent positive	Total
LITTLE COMPANY OF MARY HOSPITAL			1	100%	1
FHPG SURGICAL ASSOCIATES OF EAST PASCO			1	100%	1
THYROID SPECIALTY LABORATORY			1	100%	1
COVENANT HEALTH		1			1
WASHINGTONVILLE PHARMACY INC		1			1
KENNEDY BOULEVARD DIALYSIS			1	100%	1
PRIMARY CARE GROUP LLC		1			1
PASCO COUNTY HEALTH DEPARTMENT			1	100%	1
PRACTITIONERS IN MOTION			1	100%	1
BIOMERIEUX			1	100%	1
PALMS OF FT MYERS,THE			1	100%	1
Kroger 339 - The Little Clinic Highlands - Bardstown Road		1			1
IMMY LABS			1	100%	1
SOUTHERN HILLS MEDICAL CENTER			1	100%	1
MAHONEY PEDIATRICS PA			1	100%	1
Kroger 086 - The Little Clinic Broomfield-Sheridan		1			1
FLORIDA KEYS PED AND ADOLES CTR			1	100%	1
MINUTECLINIC DIAGNOSTIC OF NH, LLC (CL		1			1
SAINT JOSEPH'S HOSPITAL AND MEDICAL CENTER		1			1
MEDEXPRESS URGENT CARE - FORT SMITH		1			1
SAINT PETE MRI			1	100%	1
FAMILY MEDICAL CENTER OF HOLLYWOOD PA			1	100%	1
BROOKSHIRE, THE			1	100%	1
MEDEXPRESS URGENT CARE-MEADVILLE			1	100%	1
ER NEAR ME HULEN		1			1
JPS HEALTH CENTER AT TRUE WORTH PLACE			1	100%	1
Bayou Vista Community Care Center			1	100%	1
HARDIN HEALTH INC		1			1
OAKMONT WEST- GREENVILLE SC		1			1
CAREFIRST URGENT CARE - BEECHMONT			1	100%	1
CVS TX7162POCT HOUSTON		1			1
CANDLER HOSPITAL			1	100%	1
FLORIDA EPIDEMIOLOGY PROGRAM			1	100%	1
Kroger 550 - The Little Clinic Bellevue		1			1
FLORIDA MEDICAL CENTER			1	100%	1
GRADY MEMORIAL HOSPITAL/MICRO			1	100%	1
Arch Plaza Nursing and Rehabilitation Center			1	100%	1
CTMD MEDICAL CENTER, PA			1	100%	1
Kroger 410 - The Little Clinic Trinity		1			1
Sage Bluff Health & Rehabilitation Center		1			1
KIOSK MEDICINE OF KENTUCKY LLC		1			1
OMNI HEALTHCARE INC			1	100%	1
CONCORDIA MANOR			1	100%	1
Redwood Springs Healthcare			1	100%	1
METROWEST MEDICAL CENTER - FRAMINGHAM			1	100%	1
THE HEART HOSPITAL BAYLOR PLANO			1	100%	1
San Antonio Residence and Rehabilitation Center		1			1

COVID-19: testing by laboratory

Data through Feb 2, 2021 verified as of Feb 3, 2021 at 09:25 AM

Data in this report are provisional and subject to change.

The numbers in the table below represent the number of Florida and non-Florida residents for whom test results were received by the Department of Health. A person can be tested by more than one laboratory and can have both positive and negative results. **Therefore, the sum of the numbers in each column will be larger than the total number of people tested.**

Reporting lab	Inconclusive	Negative	Positive	Percent positive	Total
MEDEXPRESS URGENT CARE - CABOT			1	100%	1
HILTON HEAD HOSPITAL/INPATIENT			1	100%	1
VA OPTOMETRY CLINIC			1	100%	1
MANOR CARE OF DELRAY BEACH FL LLC		1			1
ATLANTIS VISION CENTER			1	100%	1
Kroger 444 - The Little Clinic Dent		1			1
HOLSTON MEDICAL GROUP		1			1
SOUTH FLORIDA RESEARCH ORGANIZATION			1	100%	1
TRUMAN MEDICAL CENTER - HOSPITAL HILL			1	100%	1
ARNOLD PALMER HOSPITAL LAB POCT		1			1
CLUB HEALTH AND REHABILITATION CENTER, THE		1			1
ADVANCED URGENT CARE PLLC		1			1
BEAUMONT HOSPITAL, GROSSE POINTE			1	100%	1
FELD ENTERTAINMENT			1	100%	1
RABI SINHA, MD		1			1
SIGNATURE CARE MEMORIAL CITY			1	100%	1
MISSION HOSPITAL - MEMORIAL CAMPUS			1	100%	1
YOUR KIDS URGENT CARE			1	100%	1
LEGACY ER AND URGENT CARE			1	100%	1
PORTSMOUTH REG. HOSPITAL			1	100%	1
GENESIS MICROBIOLOGY LAB		1			1
Advanced Rehabilitation of Vernon		1			1
GOOD SAMARITAN SOCIETY - DE SMET		1			1
CROSSROADS URGENT CARE PLLC		1			1
EASTMAN HEALTHCARE & REHAB		1			1
HALIFAX HEALTH PRIMARY CARE ORMOND			1	100%	1
CLARKSVILLE MANOR INC		1			1
BROADWAY HEALTH FLORIDA MEDICAL CLINIC URGENT CARE			1	100%	1
IM&P WELLNES CENTER			1	100%	1
SEWALLS POINT PHARMACY INC			1	100%	1
CVS NC3319POCT CHARLOTTE		1			1
Kroger 687 - The Little Clinic Sugar Hill			1	100%	1
SPHERE DX			1	100%	1
Florence Nursing and Rehabilitation Center		1			1
ST. JOHN HOSPITAL & MEDICAL CENTER			1	100%	1
OUCH URGENT CARE			1	100%	1
SAINT JOSEPHS HOSPITAL OF ATLANTA			1	100%	1
PASTEUR MEDICAL CENTER LLC		1			1
ADVENTHEALTH MEDICAL GROUP UROLOGY AT EAST ORLANDO		1			1
TRIPLE O RESEARCH INSTITUTE PA			1	100%	1
MINUTECLINIC OF NEVADA-2955 S FT APACH		1			1
SACRED HEART HOSPITAL NURSING			1	100%	1
ORMC-ARDEN/EOI			1	100%	1
CARDIOLOGY AND FITNESS MEDICINE		1			1
NABI		1			1
BRISTOL REGINAL MEDICAL CENTER			1	100%	1
CARENOW URGENT CARE-HENDERSONVILLE		1			1

COVID-19: testing by laboratory

Data through Feb 2, 2021 verified as of Feb 3, 2021 at 09:25 AM

Data in this report are provisional and subject to change.

The numbers in the table below represent the number of Florida and non-Florida residents for whom test results were received by the Department of Health. A person can be tested by more than one laboratory and can have both positive and negative results. **Therefore, the sum of the numbers in each column will be larger than the total number of people tested.**

Reporting lab	Inconclusive	Negative	Positive	Percent positive	Total
US LABORATORIES			1	100%	1
ALABAMA REFERENCE LAB			1	100%	1
Consulate Health Care of Tallahassee			1	100%	1
HEALTH GUAGE			1	100%	1
Raleigh Center (WV)			1	100%	1
PINELLAS CHD - CLEARWATER			1	100%	1
MINUTE CLINIC LLC #1909		1			1
BROOKDALE PALM BEACH GARDENS			1	100%	1
SOMA MEDICAL CENTER PA #3 GREENACRES			1	100%	1
SILVER SPRINGS SHORES DIALYSIS			1	100%	1
LAKE VIEW COURT		1			1
Monument Health Strugis Care Center		1			1
JACKSON MADISON CO. GEN. HOSPITAL			1	100%	1
ENCORE AT BOCA RATON, THE			1	100%	1
UNIVERSITY PLACE NURSING CENTER		1			1
SUN CLINICAL LABORATORIES			1	100%	1
LITTLE FALLS HOSPITAL LABORATORY		1			1
TREASURE COAST MEDICAL CONCIERGE LLC			1	100%	1
FLORIDA HOME HEALTH			1	100%	1
SURGERY CENTER, THE			1	100%	1
KEY WEST BRANCH MEDICAL CLINIC			1	100%	1
DERMDX, DIV OF AURORA DIAGNOSTICS/BERNHARDT LAB		1			1
HUNEYCUTT FAMILY PRACTICE			1	100%	1
CAN COMMUNITY HEALTH LLC		1			1
GSM OCED Subsection			1	100%	1
CVS AZ9210POCT SCOTTSDALE		1			1
NORTH COUNTRY FAMILY HEALTH CENTER INC		1			1
Kroger - KR001100688			1	100%	1
NONA MEDICAL ARTS		1			1
OSF SAINT FRANCIS MEDICAL CENTER			1	100%	1
THE LITTLE CLINIC, LLC			1	100%	1
CONNECTICUT PEDIATRICS @ CHC		1			1
ST ANTHONY'S PINELLAS CARE CLINIC			1	100%	1
GULF COUNTY HEALTH DEPARTMENT			1	100%	1
TITUS REGIONAL MEDICAL CENTER			1	100%	1
PALM BEACH COUNTY SHERIFF OFFICE			1	100%	1
INDIAN RIDGE		1			1
ARTESIAN HOME		1			1
NORTHWEST TEXAS HEALTHCARE SYSTEM,INC			1	100%	1
AVON PARK CLUSTER		1			1
ST. VINCENT HOSPITAL			1	100%	1
BLACK STALLION WALK IN AND EXERCISE CLINICS LLC		1			1
HATLEY HEALTH CARE, INC		1			1
SUNCOAST FAMILY MEDICAL ASSOCIATES			1	100%	1
PROVIDENCE PORTLAND MEDICAL CENTER		1			1
COASTAL ER IX, PHYSICIANS PREMIER			1	100%	1
GOOD SAMARITAN HOSPITAL			1	100%	1

COVID-19: testing by laboratory

Data through Feb 2, 2021 verified as of Feb 3, 2021 at 09:25 AM

Data in this report are provisional and subject to change.

The numbers in the table below represent the number of Florida and non-Florida residents for whom test results were received by the Department of Health. A person can be tested by more than one laboratory and can have both positive and negative results. **Therefore, the sum of the numbers in each column will be larger than the total number of people tested.**

Reporting lab	Inconclusive	Negative	Positive	Percent positive	Total
CVS AZ7841POCT TUCSON		1			1
CVS CT1123POCT SOUTHBURY		1			1
PORTAGE MEDICAL CENTER			1	100%	1
SOUTH DADE NURSING & REHABILITATION CENTER□			1	100%	1
FLORIDA ADVANCED MEDICAL AND DERM AESTHETICS LLC			1	100%	1
CVS AZ69POCT PEORIA		1			1
OPTUM MEDICAL CLINIC IN ROCKRIMMON			1	100%	1
QUEST INC			1	100%	1
Acts Manor House		1			1
Kroger 682 - The Little Clinic New Holland Market			1	100%	1
KIOSK MEDICINE KENTUCKY LLC		1			1
American Fork Care Center dba Heritage Care Center		1			1
Parkside Manor		1			1
DSI LABORATORIES-NAPLES-7TH			1	100%	1
CHIPOLA QUICK CARE			1	100%	1
HEALTHCARE ASSOCIATES OF IRVING, LLP			1	100%	1
VIVEX/UMTB BIOMEDICAL			1	100%	1
Cortland Acres Association		1			1
SEACOAST PATHOLOGY PROFESSIONAL ASSOC		1			1
REGIONAL MEDICAL LABORATORY			1	100%	1
SMITH KLINE			1	100%	1
CVS HEALTH, #5962		1			1
NYU WINTHROP LABORATORY		1			1
ManorCare Rehab Center of Marietta		1			1
HEALTHPARTNERS HUDSON CLINIC			1	100%	1
INTERNAL MEDICINE GROUP OF CENTRAL FLORIDA			1	100%	1
UABC			1	100%	1
STONECREST MEDICAL CENTER		1			1
Cerenity Senior Care-White Bear Lake		1			1
WEST CARVER MEDICAL ASSOCIATES		1			1
MEMORIAL HEALTH SYSTEM		1			1
EAST END PEDIATRICS		1			1
VISTA LAKE ASSISTED LIVING			1	100%	1
LABORATORY COPRORATION OF AMERICA			1	100%	1
JAX FAMILY CARE		1			1
Kroger 390 - The Little Clinic North College Hill		1			1
ORCHID TERRACE		1			1
WALGREENS NO 10512			1	100%	1
METROPOLITAN			1	100%	1
Robinson Terrace Rehabilitation and Nursing Center		1			1
Cornerstone at the Ranch		1			1
Kroger 686 - The Little Clinic Farragut		1			1
YUMA REGIONAL MEDICAL CENTER			1	100%	1
FREDERICK AVENUE GROUP HOME		1			1
BEAUMONT HOSPITAL			1	100%	1
HARMONY HEALTHCARE ORLANDO INC		1			1
Mountain City Care and Rehabilitation Center		1			1

COVID-19: testing by laboratory

Data through Feb 2, 2021 verified as of Feb 3, 2021 at 09:25 AM

Data in this report are provisional and subject to change.

The numbers in the table below represent the number of Florida and non-Florida residents for whom test results were received by the Department of Health. A person can be tested by more than one laboratory and can have both positive and negative results. **Therefore, the sum of the numbers in each column will be larger than the total number of people tested.**

Reporting lab	Inconclusive	Negative	Positive	Percent positive	Total
ADVENTHEALTH HOME CARE WATERMAN			1	100%	1
SAINT BARNABAS MEDICAL CENTER		1			1
MRMC LAB MICRO			1	100%	1
MEDEXPRESS URGENT CARE - LEOMINSTER		1			1
SANTA ROSA PEDIATRICS			1	100%	1
PALM BEACH DIABETES AND ENDOCRINE SPECIALISTS, PA			1	100%	1
PEDRO L ORTEGA MD PA			1	100%	1
THE LITTLE CLINIC LLC			1	100%	1
BAYOU URGENT CARE			1	100%	1
BLAKE AT PENSACOLA OPERATION CO, LLC, THE			1	100%	1
HELGEMO & LIOU PEDIATRICS			1	100%	1
PASSPORT HEALTH ORLANDO		1			1
Walgreens #9890		1			1
ELITE MEDICAL LABORATORY SOLUTIONS LLC			1	100%	1
Hillside Manor Rehabilitation and Extended Care Center		1			1
AURORA CONSOLIDATED LABORATORY			1	100%	1
The Center at Centennial			1	100%	1
CLINICAL CARE, INC			1	100%	1
Riviera Health Resort		1			1
Orchid Cove at Naples			1	100%	1
VITAL CARE			1	100%	1
Birmingham Nursing and Rehabilitation East LLC		1			1
DOCTORS MEMORIAL HOSP HOME HEALTH CARE		1			1
Glenburn Home		1			1
Buena Vista Care Center		1			1
CMC MERCY LABORATORY			1	100%	1
LabCorp L#09258295 M#09258285			1	100%	1
Caldwell Care		1			1
ST. MICHAEL'S ELITE HOSPITAL			1	100%	1
PEDIATRIC PARTNERS ZEPHYRHILLS			1	100%	1
PROGRESSIVE URGENT CARE, PC			1	100%	1
ALLEGANY COUNTY DEPARTMENT OF HEALTH		1			1
Beth Sholom Home of Eastern Virginia			1	100%	1
GALVESTON COUNTY HEALTH DISTRICT			1	100%	1
KANA MEDICAL			1	100%	1
MAINE HEALTH AND ENVIRONMENTAL TESTING LABORATORY			1	100%	1
MID FLORIDA DERMATOLOGY ASSOCIATES PA			1	100%	1
WALGREENS # 12338		1			1
ARIZA WELLNESS CARE LLC			1	100%	1
CAREHERE HUDSON BAY			1	100%	1
ONslow COUNTY HEALTH DEPARTMENT			1	100%	1
CYPRESS CREEK DIALYSIS CTR			1	100%	1
Freedom Pointe at The Villages			1	100%	1
CEPERO PEDIATRICS PA			1	100%	1
BAPTIST HEALTH MEDICAL PLAZA			1	100%	1
Remarkable Healthcare Dallas			1	100%	1
BASCOM PALMER EYE INSTITUTE			1	100%	1

COVID-19: testing by laboratory

Data through Feb 2, 2021 verified as of Feb 3, 2021 at 09:25 AM

Data in this report are provisional and subject to change.

The numbers in the table below represent the number of Florida and non-Florida residents for whom test results were received by the Department of Health. A person can be tested by more than one laboratory and can have both positive and negative results. **Therefore, the sum of the numbers in each column will be larger than the total number of people tested.**

Reporting lab	Inconclusive	Negative	Positive	Percent positive	Total
NEW YORK STATE DEPARTMENT OF HEALTH			1	100%	1
Wedgewood Manor		1			1
AESTHETIC PHYSICIANS PC			1	100%	1
LAMARQUE DIALYSIS			1	100%	1
CERMAK HEALTH SERVICES			1	100%	1
SELECT SPECIALTY HOSPITAL - ORLANDO SOUTH			1	100%	1
KEY BISCAYNE PEDIATRIC ASSOCIATES INC			1	100%	1
USCG AIR STATION CLEARWATER CLINIC			1	100%	1
A.G. Rhodes		1			1
ADVANCED RESEARCH AND DIAGNOSTIC LABORATORY UNIVERSITY OF MINNESOTA			1	100%	1
CIRRUS DX			1	100%	1
ROYAL PALM PEDIATRICS			1	100%	1
ASHLEY CLINICAL DIAGNOSTIC LABORATORY			1	100%	1
CULVER CITY URGENT CARE			1	100%	1
NSPIRE HEALTHCARE PLANTATION			1	100%	1
Sunnybrook Rehabilitation Center			1	100%	1
THE HOSPITALS OF PROVIDENCE EMERGENCY ROOM			1	100%	1
PUBLIC HEALTH LABORATORIES			1	100%	1
DEVLIN MANOR NURSING AND REHABILITATION		1			1
WEST BOYNTON DIALYSIS			1	100%	1
Kroger 895 - The Little Clinic Green Hills		1			1
KENT		1			1
MEDEXPRESS URGENT CARE - BENTON		1			1
HEALTHCARE AND REHAB OF SANFORD			1	100%	1
SPECTRUM LABORATORY			1	100%	1
Chateau Living Center			1	100%	1
CHRISTUS SPOHN HOSPITAL			1	100%	1
Jersey City Medical Center		1			1
THE TOLEDO HOSPITAL			1	100%	1
MEDEXPRESS URGENT CARE-BRENTWOOD		1			1
RAJ K PAI MD PA			1	100%	1
MERRILL GARDENS AT CHAMPIONSGATE			1	100%	1
Arlington Care Center			1	100%	1
AVERA SACRED HEART HOSPITAL			1	100%	1
LAKE PEDIATRICS			1	100%	1
MARYLAND DEPARTMENT OF HEALTH AND MENTAL HYGIENE			1	100%	1
ST FRANCIS MEDICAL CENTER			1	100%	1
KETTERING MEDICAL CENTER			1	100%	1
ASSOCIATES IN INTERNAL MEDICINE PA			1	100%	1
ADVENTHEALTH SENIOR CARE AT ORMOND			1	100%	1
MEDEXPRESS URGENT CARE - BENTONVILLE		1			1
BAPTIST HOSPITAL EAST			1	100%	1
CVS CA9803POCT RIVERSIDE		1			1
MID-SOUTH URGENT CARE, PLLC			1	100%	1
MEDEXPRESS URGENT CARE - WESTFIELD, E MAIN ST			1	100%	1
SPORTS MEDICINE CLINIC - U OF WYOMING			1	100%	1
LAB TEST KENDALL LLC		1			1

COVID-19: testing by laboratory

Data through Feb 2, 2021 verified as of Feb 3, 2021 at 09:25 AM

Data in this report are provisional and subject to change.

The numbers in the table below represent the number of Florida and non-Florida residents for whom test results were received by the Department of Health. A person can be tested by more than one laboratory and can have both positive and negative results. **Therefore, the sum of the numbers in each column will be larger than the total number of people tested.**

Reporting lab	Inconclusive	Negative	Positive	Percent positive	Total
ST JOHNS MEDICAL CENTER		1			1
ROSLYN INTERNAL MEDICINE		1			1
MEMORIAL HOSPITAL WEST			1	100%	1
Life Care Center of Paradise Valley		1			1
FAIRFIELD MEDICAL CENTER			1	100%	1
Smg At Bridgewater Family Medicine		1			1
LANGLADE			1	100%	1
CONTINENTAL HOME HEALTH CARE INC			1	100%	1
VANDERBILT UNIVERSITY MEDICAL CENTER			1	100%	1
BIOLOGICAL AND CHEMICAL EMERGENCIES LABORATORY			1	100%	1
MISSISSIPPI VALLEY REGIONAL BLOOD CENTER			1	100%	1
Glen Oaks Health and REhabilitation		1			1
BLOSSOMS ASSISTED LIVING 1 LLC			1	100%	1
Rehab Select of Talladega		1			1
OMNICARE PHARMACY OF TEXAS 1, LP		1			1
CITRUS DERMATOLOGY			1	100%	1
MT CARMEL PHARMACY INC		1			1
MEDICAL ASSOCIATES OF CARTER		1			1
Community Care Center of Heritage House, LLC			1	100%	1
UNIVERSITY OF MARYLAND PATHOLOGY ASSOCIATES			1	100%	1
QUEST DIAGNOSTICS INCORPORATED			1	100%	1
Heritage of Red Cloud		1			1
Kroger 777 - The Little Clinic Shelbyville		1			1
MINUTECLINIC DIAGNOSTIC OF OHIO #6139		1			1
Carington Park			1	100%	1
WALGREENS #5130			1	100%	1
HIGH DESERT COURT GROUP HOME			1	100%	1
FALKVILLE HEALTHCARE		1			1
PSL JAX BEACH OPERATIONS LLC			1	100%	1
HORIZON MEDICAL CENTER			1	100%	1
CITRUS HEALTH NETWORK INC			1	100%	1
EXPRESS CARE OF OCALA			1	100%	1
ORLANDO PHYSICIAN NETWORK		1			1
MEDEXPRESS URGENT CARE - HADLEY		1			1
CVS SC1540POCT MYRTLE BEACH		1			1
CITRONELLE HEALTH AND REHABILITATION CENTER		1			1
FLORIDA HEALTH CARE MEDICAL GROUP		1			1
Washington County Nursing H0me			1	100%	1
TREASURE COAST URGENT & FAMILY CARE			1	100%	1
PRIME CARE FAMILY MEDICINE			1	100%	1
SANITAS RESEARCH LLC			1	100%	1
MINUTECLINIC DIAGNOSTIC OF VIRGINIA, LLC #1416		1			1
SMA BEHAVIORAL HEALTH SERVICES INC		1			1
MONMOUTH MEDICALC ENTER		1			1
RIVERTON CBOC			1	100%	1
HEALTH NETWORK			1	100%	1
ADVANCE HEALTH AND WELLNESS SOLUTIONS			1	100%	1

COVID-19: testing by laboratory

Data through Feb 2, 2021 verified as of Feb 3, 2021 at 09:25 AM

Data in this report are provisional and subject to change.

The numbers in the table below represent the number of Florida and non-Florida residents for whom test results were received by the Department of Health. A person can be tested by more than one laboratory and can have both positive and negative results. **Therefore, the sum of the numbers in each column will be larger than the total number of people tested.**

Reporting lab	Inconclusive	Negative	Positive	Percent positive	Total
OLEAN GENERAL HOSPITAL		1			1
GOSHEN HOSPITAL			1	100%	1
STARLING AT SAN JOSE			1	100%	1
MEDEXPRESS URGENT CARE - LINCOLN		1			1
CLEVELAND CLINIC OHIO LABORATORIES			1	100%	1
SARHA DOCTORS CENTER			1	100%	1
PORT ORANGE NURSING & REHAB			1	100%	1
INNOVATIVE HEALTH DIAGNOSTIC OF CALIFORNIA			1	100%	1
ACCESS MEDICAL GROUP OF TAMPA INC			1	100%	1
Rio Grande City Nursing and Rehab Center			1	100%	1
DIGESTIVE DISEASE CARE PC		1			1
MOUNT ST MARYS HOSPITAL OF NIAGARA FALLS			1	100%	1
CVS PA371POCT PHILADELPHIA		1			1
Kroger 353 - The Little Clinic Harpers Point		1			1
CHI ST VINCENT LITTLE ROCK DIAGNOSTIC CLINIC			1	100%	1
BIOMAT ORLANDO		1			1
ALLIANCE LABORATORY SERVICES			1	100%	1
DISCOVERY AT HOME, LLC			1	100%	1
FLORIDA CLINICAL RESEARCH CENTER, LLC			1	100%	1
GWINNETT MEDICAL CENTER			1	100%	1
SOMA MEDICAL CENTER PA #3 PALOMINO			1	100%	1
JOHNSON & JOHNSON VISION CARE-VISTAKON			1	100%	1
CHOTA COMMUNITY HEALTH SERVICES		1			1
LIFELINK TRANSPLANT INSTITUTE LAB			1	100%	1
STEPHENS COUNTY HOSPITAL			1	100%	1
ADVENTHEALTH PHYSICIAN GROUP - APPLEWOOD			1	100%	1
MEDEXPRESS URGENT CARE - ROSS TOWNSHIP		1			1
CVS NV5286POCT HENDERSON		1			1
CROZER-CHESTER MEDICAL CENTER			1	100%	1
KIDSVILLE PEDIATRICS IV PA		1			1
PEDIATRIC ASSOCIATES - JACKSONVILLE			1	100%	1
MC DIAGNOSTIC OF CONNECTICUT, PC #114		1			1
Maple Lane Nursing Home		1			1
Hackensack Univ Medical Center At Pasc		1			1
MID-FLORIDA PATHOLOGY LLC		1			1
ORDRS, INC.			1	100%	1
Kroger 539 - The Little Clinic Memorial Blvd.		1			1
CLINICAL LABORATORY DEPARTMENT			1	100%	1
ANDREWS			1	100%	1
HANCOCK REGIONAL HOSPITAL		1			1
HIGHLANDS CLINICAL LABORATORY			1	100%	1
CVS IL2297652CV CHICAGO		1			1
CLINTON DRUG STORE		1			1
WEST VIRGINIA LABORATORIES			1	100%	1
Harris Hill Nursing Facility		1			1
GAMMA HEALTHCARE, INC		1			1
UNIVERSITY OF TEXAS AT EL PASO, THE			1	100%	1

COVID-19: testing by laboratory

Data through Feb 2, 2021 verified as of Feb 3, 2021 at 09:25 AM

Data in this report are provisional and subject to change.

The numbers in the table below represent the number of Florida and non-Florida residents for whom test results were received by the Department of Health. A person can be tested by more than one laboratory and can have both positive and negative results. **Therefore, the sum of the numbers in each column will be larger than the total number of people tested.**

Reporting lab	Inconclusive	Negative	Positive	Percent positive	Total
SONORAN DESERT PATHOLOGY			1	100%	1
FRESENIUS KIDNEY CARE FORT WALTON BEACH			1	100%	1
MARYWOOD HEIGHTS		1			1
ASANTE ROGUE REGIONAL MEDICAL CENTER L		1			1
BATESVILLE - SHERWOOD URGENT CARE			1	100%	1
TAYLOR COUNTY HEALTH DEPARTMENT			1	100%	1
WALGREENS #15291		1			1
ADVENTHEALTH MEDICAL GROUP ADULT AND SENIOR HEALTH			1	100%	1
CARSON NURSING AND REHABILITATION CENTER		1			1
Woodstock Nursing and Rehabilitation Center		1			1
Broomall Manor		1			1
INTERNAL MEDICINE ASSOCIATES		1			1
CVS KY4779POCT LOUISVILLE		1			1
Oakview Manor Health and Rehab		1			1
OMAHA VA MEDICAL CENTER			1	100%	1
REFERENCE LABORATORY			1	100%	1
IDAHO HEALTH DEPARTMENT			1	100%	1
LIMA MEMORIAL HOSPITAL			1	100%	1
MINUTE CLINIC DIAGNOSTIC MED GRP OF CA		1			1
Bethel Lutheran Nursing & Rehabilitation Center		1			1
BHA TITUSVILLE CLINIC			1	100%	1
PEDRO MENENDEZ HEALTH CENTER AT ST JOHNS			1	100%	1
Memorial Health Care Center			1	100%	1
GADSDEN COUNTY HEALTH DEPARTMENT			1	100%	1
HOLLAND COMMUNITY HOSPITAL		1			1
CVS MINUTE CLINIC #5836		1			1
COASTAL PEDIATRICS LLC			1	100%	1
SHANNON CLARK OD, PA			1	100%	1
FREEPORT ER DOX URGENT CARE		1			1
POETS WALK SARASOTA			1	100%	1
WALGREENS NO 19542		1			1
TRINITY DIALYSIS			1	100%	1
PALM SPRINGS GENERAL HOSPITAL			1	100%	1
FAYETTE MEDICAL CENTER LAB		1			1
ManorCare Health Services Camp Hill		1			1
NEMOURS CHILDREN'S PRIMARY CARE			1	100%	1
ADVANCE CARDIOVASCULAR IMAGING, INC			1	100%	1
LIFE CARE CENTER OF GWINNETT		1			1
BETHESDA DIALYSIS			1	100%	1
VISTA DEL SOL MED ASSOC		1			1
Bivins Pointe			1	100%	1
PUTNAM CO HOSPITAL-D/B/A ASBURY TOWERS		1			1
El Paso Health Care Center			1	100%	1
Ashland Place Health and Rehabilitation, LLC		1			1
CVS SC2736POCT MURRELLS INLET		1			1
Kroger - KR003400316			1	100%	1
MIAMI-DADE COUNTY HEALTH DEPT.		1			1

COVID-19: testing by laboratory

Data through Feb 2, 2021 verified as of Feb 3, 2021 at 09:25 AM

Data in this report are provisional and subject to change.

The numbers in the table below represent the number of Florida and non-Florida residents for whom test results were received by the Department of Health. A person can be tested by more than one laboratory and can have both positive and negative results. **Therefore, the sum of the numbers in each column will be larger than the total number of people tested.**

Reporting lab	Inconclusive	Negative	Positive	Percent positive	Total
SHANDS JACKSONVILLE CLINICAL CENTER			1	100%	1
OPTIMAL MEDICINE INC		1			1
WELLOW URGENT CARE-OSWEGO			1	100%	1
ULTIMATE ANALYSIS LABORATORY			1	100%	1
NORTH FLORIDA FAMILY MEDICINE			1	100%	1
Henry County Health and Rehabilitation		1			1
CHATSWORTH ASSISTED LIVING COMMUNITY AT PGA NATIONAL			1	100%	1
SUNCOAST PRIMARY CARE LLC			1	100%	1
MINUTE CLINIC DIAGNOSTIC OF VIRGINIA, LLC #6292		1			1
ATHENS LIMESTONE HOSPITAL		1			1
WILMINGTON NURSING AND REHAB			1	100%	1
TRAFALGAR DIALYSIS			1	100%	1
FAITH FAMILY PRACTICE			1	100%	1
CQUENTIA NGS, LLC			1	100%	1
HSRE-ASL CASSELBERRY TRS, LLC			1	100%	1
SPRINGFIELD HOSPITAL			1	100%	1
DR PHILLIPS CENTER FOR WELLNESS		1			1
HEARTLAND OF ZEPHYRHILLS FL, LLC			1	100%	1
ALL PRO ORTHOPEDICS & SPORTS MEDICINE, PA			1	100%	1
PROMUS DIAGNOSTICS, LLC			1	100%	1
ANY LAB TEST NOW JACKSONVILLE		1			1
EXACCARE KINGSTON, LLC			1	100%	1
LYSTER MAIN LAB, FT RUCKER		1			1
DAVITA DIALYSIS-NORTH			1	100%	1
EASTSIDE MEDICAL CLINIC		1			1
CAROLINAS HEALTHCARE SYSTEM LAB			1	100%	1
EDGAR PRICE FAMILY & CHILDREN HEALTHCARE CENTER			1	100%	1
COLONIAL VILLA GOOD SAMARITAN CENTER		1			1
SHERIDAN AT HOBE SOUND, THE			1	100%	1
NEMOURS CHILDREN'S HOSPITAL			1	100%	1
MINUTECLINIC DIAGNOSTIC OF KANSAS, PC		1			1
WELLINGTON WEST 100176			1	100%	1
MEDEXPRESS URGENT CARE - LAWRENCE		1			1
DEVITA		1			1
PHYSICIANS PRIMARY CARE LEHIGH PEDS			1	100%	1
SUN CITY DIAGNOSTIC CENTER			1	100%	1
EXCEPTIONAL EMERGENCY CENTER			1	100%	1
BELLMORE PEDIATRICS		1			1
ATHENS MEDICAL CENTER			1	100%	1
CORDOVA FAMILY PRACTICE			1	100%	1
SYNAPSE ANALYTICAL LABS		1			1
URGENT CARE CENTER OF PORT ORANGE LLC			1	100%	1
LAS PALMAS MEDICAL CENTER			1	100%	1
ENCOMPASS HEALTH HOME HEALTH		1			1
TEVAPHARM			1	100%	1
HOLMES FAMILY PRACTICE PA			1	100%	1
CARESPOT - LEE VISTA			1	100%	1

COVID-19: testing by laboratory

Data through Feb 2, 2021 verified as of Feb 3, 2021 at 09:25 AM

Data in this report are provisional and subject to change.

The numbers in the table below represent the number of Florida and non-Florida residents for whom test results were received by the Department of Health. A person can be tested by more than one laboratory and can have both positive and negative results. **Therefore, the sum of the numbers in each column will be larger than the total number of people tested.**

Reporting lab	Inconclusive	Negative	Positive	Percent positive	Total
ARLINGTON ADULT RESIDENTIAL FACILITY, INC			1	100%	1
Kroger 328 - The Little Clinic Henderson Road		1			1
Shoreline Care Center			1	100%	1
CVS PA1193POCT JENKINTOWN		1			1
MEADOWS PARK HEALTH AND REHABILITATION		1			1
Strasburg Care Center		1			1
TAMPA HEALTH CARE PROVIDERS PA		1			1
Hillside Rehab and Care Center			1	100%	1
BOND COUNTY HEALTH DEPARTMENT			1	100%	1
Walgreens #5065		1			1
CARESPOT EXPRESS HEALTHCARE BOYNTON BEACH			1	100%	1
MEMORIAL HERMANN SOUTHWEST HOSPITAL			1	100%	1
AFFILIATED LABORATORIES INC			1	100%	1
RURAL/METRO MIDSOUTH,		1			1
PANCARE HEALTH - BRUCE			1	100%	1
DELAWARE DEPARTMENT OF HEATH			1	100%	1
SARASOTA MEMORIAL HOSPITAL		1			1
MINUTECLINIC DIAGNOSTIC MED GRP OF ORA			1	100%	1
SPECTRUM LUDINGTON			1	100%	1
SACRED HEART HEALTH SYSTEM- MIDWIFE PROGRAM			1	100%	1
DOCTORS HOSPITAL OF LAREDO			1	100%	1
Kroger 647 - The Little Clinic Newnan Crossings			1	100%	1
SOUTHWEST FLORIDA DIVISION LAB			1	100%	1
NEVADA DEPARTMENT OF HEALTH AND HUMAN SERVICES			1	100%	1
COLOMBO'S PHARMACY		1			1
HARRIS URGENT CARE CENTER			1	100%	1
CLERMONT PEDIATRICS, PA			1	100%	1
Valley View Health and Rehabilitation, LLC		1			1
CVS IN8669POCT INDIANAPOLIS		1			1
WESTOX LABS		1			1
NATIONAL INSTITUTES OF HEALTH CLINICAL CENTER			1	100%	1
ARCADIA DIALYSIS CENTER			1	100%	1
DESERT HOSPITAL/CPHU CLINICAL LABORATORY			1	100%	1
COMMUNITY MEDICAL CENTER-ORANGE CITY		1			1
UNIVERSITY HEALTH SERVICES RIVER CAMPUS		1			1
Kroger 407 - The Little Clinic Lexington		1			1
HALEYVILLE HEALTH CARE CENTER		1			1
LAKEVIEW HEALTH CARE SYSTEM LLC			1	100%	1
HIGHLAND LABORATORY			1	100%	1
UCH LAB			1	100%	1
BAYLOR SCOTT & WHITE MEDICAL SURGICAL CLINIC			1	100%	1
QUALITY LAB			1	100%	1
ADVANCED MEDICAL LABORATORIES (AML)			1	100%	1
MEDICAL ASSOCIATES OF BREVARD LLC		1			1
FAIRVIEW SOUTHDALE			1	100%	1
CAREWELL 203			1	100%	1
Oregon Veterans Home The Dalles		1			1

COVID-19: testing by laboratory

Data through Feb 2, 2021 verified as of Feb 3, 2021 at 09:25 AM

Data in this report are provisional and subject to change.

The numbers in the table below represent the number of Florida and non-Florida residents for whom test results were received by the Department of Health. A person can be tested by more than one laboratory and can have both positive and negative results. **Therefore, the sum of the numbers in each column will be larger than the total number of people tested.**

Reporting lab	Inconclusive	Negative	Positive	Percent positive	Total
ASCENSION ST VINCENT'S MEDICAL CENTER			1	100%	1
POUDRE VALLEY HOSPITAL			1	100%	1
HEALTH FIRST MEDICAL GROUP LLC			1	100%	1
TALLAHASSEE PRIMARY CARE ASSOCIATES PA			1	100%	1
CRYSTAL RIVER FIRE DEPARTMENT			1	100%	1
CONCIERGE INTERNAL MEDICINE ASSOCIATES			1	100%	1
HEALTH PLUS SUNRISE MEDICAL OFFICE			1	100%	1
HOSPICE OF MARION COUNTY INC			1	100%	1
Kroger 672 - The Little Clinic Bill Kennedy & Glenwood		1			1
Kroger 101 - The Little Clinic Hill Top		1			1
Piqua Manor		1			1
SPARTA HEALTH & REHAB		1			1
LAKE VISTA DIALYSIS			1	100%	1
BAPTIST ASI			1	100%	1
CVS OH6164POCT DELAWARE		1			1
MIDDLETON PEDIATRICS			1	100%	1
MEDCARE QUALITY MEDICAL CENTER LLC			1	100%	1
CVS PA2582POCT SPRINGFIELD		1			1
LABORATORIO MEDICO CENTRAL CONDOMINO MD			1	100%	1
ACCURATE HEALTH SERVICES CORP			1	100%	1
INDIAN RIVER CLINICAL LABORATORY, INC.		1			1
ANDREWS INSTITUTE AMBULATORY SURGERY CENTER		1			1
CVS OH2486POCT NILES			1	100%	1
JUPITER PEDIATRIC ASSOCIATES, PA			1	100%	1
CHATEAU MADELEINE - SENIOR LIVING & MEMORY CARE			1	100%	1
Smg/North Jersey Hematology & Oncology		1			1
HPH HOME CARE			1	100%	1
BUFFALO CROSSINGS HEALTHCARE AND REHABILITATION CENTER			1	100%	1
NICKLAUS CHILDREN'S DORAL OUTPATIENT CENTER			1	100%	1
Kroger - KR070300083			1	100%	1
WELLMED AT LINEBAUGH AVE			1	100%	1
DOCTORS CARE - AIKEN MALL			1	100%	1
RESIDENCES AT MIAMI / REIGN GARDENS LLC, THE			1	100%	1
Harbert Hills Academy Nursing Home		1			1
MERCYONE DES MOINES MEDICAL CENTER			1	100%	1
ADVENTHEALTH MEDICAL GROUP PEDIATRICS DIABETES &			1	100%	1
ALLEGHENY GENERAL HOSPITAL			1	100%	1
SIPERSTEIN DERMATOLOGY LLC			1	100%	1
SUNCOAST RESEARCH GROUP LLC			1	100%	1
Lemont Nursing and Rehab Center			1	100%	1
LOUISIANA STATE LAB			1	100%	1
STAMFORD HOSPITAL			1	100%	1
CVS CT288POCT BRISTOL		1			1
Baptist Village Retirement Communities		1			1
DEVLAB, LLC			1	100%	1
DILELLA			1	100%	1
FLORIDA MEDICAL CLINIC PA GI			1	100%	1

COVID-19: testing by laboratory

Data through Feb 2, 2021 verified as of Feb 3, 2021 at 09:25 AM

Data in this report are provisional and subject to change.

The numbers in the table below represent the number of Florida and non-Florida residents for whom test results were received by the Department of Health. A person can be tested by more than one laboratory and can have both positive and negative results. **Therefore, the sum of the numbers in each column will be larger than the total number of people tested.**

Reporting lab	Inconclusive	Negative	Positive	Percent positive	Total
MINUTECLINIC DIAG OF IND, LLC #6250		1			1
CVS MD1515POCT LEONARDTOWN		1			1
VA ST LOUIS HEALTH CARE SYSTEM			1	100%	1
INDIANA STATE DEPARTMENT OF HEALTH CLINIC MICROBIOLOGY		1			1
ATLANTIC DIAGNOSTICS			1	100%	1
PCR DIAGNOSTICS			1	100%	1
CHRISTUS GOOD SHEPHERD MEDICAL CENTER			1	100%	1
MADISON AT OVIEDO			1	100%	1
Integrity Healthcare of Carbondale			1	100%	1
ST. LUKE'S HOSPITAL			1	100%	1
MICROBIOLOGY DEPARTMENT			1	100%	1
ADVENTHEALTH IMAGING LAKE NONA			1	100%	1
Juniper Village at Bucks County		1			1
SIGNATURE CARE COLLEGE STATION			1	100%	1
Livingston County Center for Nursing and Rehabilitation		1			1
ROSE HAVEN NURSING CENTER		1			1
NEW RIVER HEALTH DISTRICT			1	100%	1
CHP COVID-19 (TX)			1	100%	1
CVS CA9103POCT ESCONDIDO		1			1
FAMILY PRACTICE ASSOCIATES		1			1
ST GERARD'S COMMUNITY OF CARE		1			1
CARBON HEALTH			1	100%	1
COLLIER BLVD HMA PHYSICIANS MANAGEMENT LLC			1	100%	1
Lynwood		1			1
Crowne Place Assisted Living		1			1
NEW SMYRNA BEACH AMBULATORY CARE CTR			1	100%	1
WALGREENS #01398			1	100%	1
Kroger 419 - The Little Clinic Farmington/Exeter		1			1
Kroger 753 - The Little Clinic Goss Avenue		1			1
Manor Care Health Care Services - Williamsport North		1			1
UNIVERSITY OF IOWA HOSPITALS & CLINICS			1	100%	1
MERITER LABORATORIES			1	100%	1
BAPTIST HOSPITAL LABORATORY			1	100%	1
MEDICAL CENTER			1	100%	1
MISSION HOSPITAL			1	100%	1
DAYTONA BEACH CENTRA CARE			1	100%	1
PEDIATRIC URGENT CARE CENTR OF FORT WORTH-LA GRAN			1	100%	1
HELIX URGENT CARE			1	100%	1
VA COMMUNITY BASED CLINIC - LAKE CITY			1	100%	1
NEW YORK CITY DEPARTMENT OF HEALTH			1	100%	1
DAYTONA BEACH HEALTH AND REHAB CENTER		1			1
Kroger 531 - The Little Clinic Waterville		1			1
TLC MEDICAL			1	100%	1
CARTERSVILLE MEDICAL CENTER			1	100%	1
NORTH CAROLINA STATE LABORATORY OF PUBLIC HEALTH, SPECTRUM LAB NETWORK			1	100%	1
GRAND VIEW HOSPITAL			1	100%	1
PRIMARY CARE & PEDIATRICS - SHEPHERSTOWN		1			1

COVID-19: testing by laboratory

Data through Feb 2, 2021 verified as of Feb 3, 2021 at 09:25 AM

Data in this report are provisional and subject to change.

The numbers in the table below represent the number of Florida and non-Florida residents for whom test results were received by the Department of Health. A person can be tested by more than one laboratory and can have both positive and negative results. **Therefore, the sum of the numbers in each column will be larger than the total number of people tested.**

Reporting lab	Inconclusive	Negative	Positive	Percent positive	Total
DOCTORS CARE - GREER		1			1
Valley Center (WV)			1	100%	1
KIDS CARE PEDIATRICS PA			1	100%	1
MCH PHYSICIANS GROUP			1	100%	1
WESTON COUNTY HEALTH SERVICES			1	100%	1
REGIONAL MED CTR BAYONET POINT			1	100%	1
RIVERSIDE REGIONAL MED CENTER			1	100%	1
CVS MA447POCT NORTHAMPTON		1			1
HALE KUPUNA HERITAGE HOME		1			1
UNIVERSITY OF NORTH CAROLINA HOSPITALS			1	100%	1
INTERMOUNTAIN HEALTHCARE LABORATORY SERVICES			1	100%	1
West Bay of Tampa Center			1	100%	1
KNOX COMMUNITY HOSPITAL			1	100%	1
HARDEE COUNTY FIRE RESCUE		1			1
Walgreens #5914		1			1
MARINA DEL REY HOSPITAL LAB			1	100%	1
VERITAS GENETICS, INC.			1	100%	1
ESCANDON DIAGNOSTIC CLINIC			1	100%	1
COX HEALTH SOUTH LAB			1	100%	1
THOMAS HOSPITAL			1	100%	1
THE MEDICAL CENTER AT BOWLING GREEN			1	100%	1
NEMOURS CHILDRENS PRIMARY CARE CLERMONT			1	100%	1
CVS / PHARMACY #10794			1	100%	1
FLORIDA HOSPITAL TRANSPLANT CENTER		1			1
MAYO CLINICAL LABORATORIES		1			1
MEDEXPRESS URGENT CARE - MYLAN			1	100%	1
TREASURE COAST COMMUNITY HEALTH INC			1	100%	1
ABBOTT LABORATORIES - OCCUPATIONAL HEALTH SERVICES			1	100%	1
ESOTERIC LAB			1	100%	1
OAK HAVEN REHAB AND NURSING CENTER			1	100%	1
MAYO CLINIC OUTPATIENT DIALYSIS CENTER			1	100%	1
NEW YORK PRESBYTERIAN HOSPITAL			1	100%	1
CVS OH4359POCT HUDSON		1			1
LIVINGSTON COUNTY DEPT OF HEALTH REPRO			1	100%	1
MINUTECLINIC # 21110			1	100%	1
Kroger 518 - The Little Clinic Hermitage		1			1
LOWER KEYS COMMUNITY HEALTH CENTER			1	100%	1
PHYSICIAN ASSOCIATES, LLC			1	100%	1
Excel Care Center			1	100%	1
PRIMEX CLINICAL LABORATORIES INC			1	100%	1
Vista Park			1	100%	1
Kroger 532 - The Little Clinic Murfreesboro		1			1
MEA PRIMARY CARE PLUS BYRAM			1	100%	1
GOSHEN MEDICAL CENTER			1	100%	1
MELBOURNE URGENT CARE			1	100%	1
IVY ROSEN MD PLLC		1			1
MOUNT SINAI COMPREHENSIVE CANCER CENTER			1	100%	1

COVID-19: testing by laboratory

Data through Feb 2, 2021 verified as of Feb 3, 2021 at 09:25 AM

Data in this report are provisional and subject to change.

The numbers in the table below represent the number of Florida and non-Florida residents for whom test results were received by the Department of Health. A person can be tested by more than one laboratory and can have both positive and negative results. **Therefore, the sum of the numbers in each column will be larger than the total number of people tested.**

Reporting lab	Inconclusive	Negative	Positive	Percent positive	Total
COLLINS NURSING HOME		1			1
MINUTECLINIC DIAGNOSTICS OF OKLAHOMA		1			1
BICKERTON, DAWN		1			1
SOUTHEASTERN INTEGRATED MEDICAL PL			1	100%	1
NORTHERN KENTUCKY HEALTH DEPARTMENT			1	100%	1
Peninsula Nursing and Rehabilitation Center		1			1
WINTER GARDEN CHILDREN'S HEALTH CENTERS			1	100%	1
ADVANCED INDIVIDUALIZED MEDICINE OF NAPLES			1	100%	1
MEMORIAL HOSPITAL MIRAMAR WAIVED TESTING			1	100%	1
TERRELL URGENT CARE			1	100%	1
UPSON REGIONAL MEDICAL CENTER			1	100%	1
CVS OH3458POCT BEAVERCREEK		1			1
MISSOURI DEPARTMENT OF HEALTH AND SENIOR SERVICES - STATE PH LAB		1			1
MEDAC AT PORTERS NECK			1	100%	1
LEE MEMORIAL HOSPITAL OUTPATIENT SURGERY CENTER			1	100%	1
XSTREMEMD			1	100%	1
MEMORIAL HERMANN MEDICAL GROUP-ATASCOCITA PEDS			1	100%	1
MERITUS MEDICAL CENTER			1	100%	1
LAKE MARY OPTUM FLORIDA			1	100%	1
SHANNON MEDICAL CENTER			1	100%	1
Kroger 541 - The Little Clinic Long Hollow Pike		1			1
MED FIRST IMMEDIATE CARE AND FAMILY PRACTICE			1	100%	1
Waycross Health and Rehabilitation		1			1
The Pines at Poughkeepsie Center for Nursing and Rehabilitation		1			1
BAYCARE OUTREACH LAB AT NEW TAMPA			1	100%	1
NORTHSIDE HOSPITAL DULUTH			1	100%	1
BOULDER COMMUNITY HOSPITAL			1	100%	1
CENTRAL FL INTERNAL MEDICINE ASSOCIATES LLC		1			1
KANSAS CITY VA MEDICAL CENTER			1	100%	1
WALGREEN#12147		1			1
CAREHERE LLC			1	100%	1
MORGAN STANELY HEALTH CENTER		1			1
JMJ FAMILY PRACTICE			1	100%	1
TREASURE COAST PRIMARY CARE		1			1
SLIDELL MEMORIAL HOSPITAL			1	100%	1
BNJ		1			1
PRINCIPLE DIAGNOSTICS LLC			1	100%	1
DIAGNOSTIC GROUP INTEGRATED HEALTHCARE			1	100%	1
MEDEXPRESS URGENT CARE - DERBY N ROCK		1			1
CONSOLIDATED			1	100%	1
WELLMED AT FORT PIERCE		1			1
PINEVILLE PHARMACY			1	100%	1
DEPARTMENT OF HEALTH SERVICES			1	100%	1
ADVENTHEALTH MEDICAL GROUP SENIOR HEALTH AT			1	100%	1
CARESOUTH HHA HOLDINGS OF THE TREASURE COAST LLC			1	100%	1
ICARE		1			1
Kroger 130 - The Little Clinic Colorado Springs		1			1

COVID-19: testing by laboratory

Data through Feb 2, 2021 verified as of Feb 3, 2021 at 09:25 AM

Data in this report are provisional and subject to change.

The numbers in the table below represent the number of Florida and non-Florida residents for whom test results were received by the Department of Health. A person can be tested by more than one laboratory and can have both positive and negative results. **Therefore, the sum of the numbers in each column will be larger than the total number of people tested.**

Reporting lab	Inconclusive	Negative	Positive	Percent positive	Total
BRIDGEWATER PARK ASSISTED LIVING LLC			1	100%	1
LOUNDY		1			1
LIFELINK OF FLORIDA			1	100%	1
MIL LAKE HEALTHCARE CENTER INC PEDIATRICS			1	100%	1
CORPUS CHRISTI MEDICAL CENTER			1	100%	1
BRANDON OUTREACH CLINIC			1	100%	1
NASSAU COUNTY HEALTH DEPARTMENT		1			1
ASCENSION ST VINCENT'S - WESTSIDE			1	100%	1
DEACONESS URGENT CARE CENTER			1	100%	1
TMH PHYSICIAN PARTNERS QUINCY			1	100%	1
Kroger 49 - The Little Clinic Wichita - 21st St.			1	100%	1
SILVERMAN			1	100%	1
COMMONWEALTH OF VIRGINIA DIVISION OF CONSOLIDATED LABORATORY SERVICES			1	100%	1
SUNCOAST COMMUNITY HEALTH CENTERS INC		1			1
HEART HOSPITAL OF LAFAYETTE: EMERGENCY ROOM			1	100%	1
MARQUETTE GENERAL HOSPITAL			1	100%	1
CHIPLEY DIALYSIS			1	100%	1
SOUTHERN WINDS			1	100%	1
LABTOX LABORATORIES			1	100%	1
REELFOOT FAMILY WALK-IN CLINIC		1			1
CVS IL8750POCT CHICAGO		1			1
SIMPLY HEALTHCARE AND WELLNESS CLINIC, PC			1	100%	1
Kroger 699 - The Little Clinic Smyrna		1			1
C A R E S		1			1
SKYRIDGE CLINICAL ASSOCIATES		1			1
BOLLES SCHOOL, THE			1	100%	1
GENESEE COUNTY HEALTH DEPARTMENT		1			1
HERNANDO COUNTY HEALTH DEPT			1	100%	1
Senatobia Healthcare & Rehab		1			1
BAPTIST HEALTH EXPRESS CARE			1	100%	1
EXCEL URGENT CARE OF NJ			1	100%	1
Brio of Johnston		1			1
CVS IL1170POCT JOLIET		1			1
MEDSTAR HEALTH URGENT CARE			1	100%	1
WARREN GENERAL HOSPITAL			1	100%	1
ELATION HEALTH		1			1
ASSISTED LIVING AT TREZEVANT		1			1
ALIMETRIX INC		1			1
WEST PENSACOLA DIALYSIS CENTER			1	100%	1
MID FLORIDA COMMUNITY SERVICES			1	100%	1
GUIDEWELL EMERGENCY MEDICINE DOCTORS LLC #33			1	100%	1
DIVERSICARE OF BIG SPRINGS		1			1
MINUTECLINIC DIAGNOSTIC OF NEW MEXICO LLC #7552		1			1
YOUR HEALTH PEDIATRICS			1	100%	1
CENTRAL FLORIDA HOSPITALIST			1	100%	1
LAKELAND MEDICAL CENTER			1	100%	1
Alden Lincoln Park			1	100%	1

COVID-19: testing by laboratory

Data through Feb 2, 2021 verified as of Feb 3, 2021 at 09:25 AM

Data in this report are provisional and subject to change.

The numbers in the table below represent the number of Florida and non-Florida residents for whom test results were received by the Department of Health. A person can be tested by more than one laboratory and can have both positive and negative results. **Therefore, the sum of the numbers in each column will be larger than the total number of people tested.**

Reporting lab	Inconclusive	Negative	Positive	Percent positive	Total
Kroger 768 - The Little Clinic Leestown Rd		1			1
UW MEDICINE CHU LAB			1	100%	1
PHYSICIANS URGENT CARE			1	100%	1
SELF REGIONAL HEALTHCARE			1	100%	1
PATIENT FIRST-GENERAL BOOTH			1	100%	1
METRO HEALTH HOSPITAL LABORATORY		1			1
Kroger 519 - The Little Clinic Staples Mill Road		1			1
TAMPA GENERAL MEDICAL GROUP LABORATORY HEALTHPARK			1	100%	1
DW MCMILLAN MEMORIAL HOSPITAL LABORATORY			1	100%	1
Portsmouth Health and Rehab			1	100%	1
WALGREENS #10308		1			1
bishop rehabilitation and nursing center		1			1
ALL CARE URGENT CARE			1	100%	1
Parkview Care Center			1	100%	1
BAPTIST HEALTH PRIMARY CARE AT DORAL			1	100%	1
DEPARTMENT OF HEALTH AND ENVIRONMENTAL CONTROL			1	100%	1
LAKE MARY PEDIATRICS			1	100%	1
CVS NC2313POCT RALEIGH		1			1
STEWART MEDICAL GROUP INC			1	100%	1
VANAJA SUREDDI MD PA			1	100%	1
MEMORIAL HOSPITAL - BELLEVILLE			1	100%	1
WMC HEALTH GROUP OF KISSIMMEE LLC			1	100%	1
PUBLIX PHARMACY # 1236			1	100%	1
Virginia Gay Nursing and Rehab		1			1
BRITTNEY WHELIHAN IRWIN ARNP LLC			1	100%	1
TCPA CLINICAL LABORATORIES			1	100%	1
PINNACLE DIALYSIS		1			1
NORTHWEST FLORIDA SPECIALTY PHYSICIANS LLC		1			1
BAYMEADOWS PEDIATRIC CARE		1			1
OPTUM PRIMARY CARE			1	100%	1
SOUTHEASTERN HEALTH FACILITES, INC		1			1
SOUTHWEST ORLANDO FAMILY MEDICINE, PL			1	100%	1
UNIVERSITY OF SOUTH FLORIDA			1	100%	1
SC-GA2018 THE RIDGE REHABILITATION & H		1			1
APS-SUMMIT CARE PHARMACY, LLC DBA OMNICARE		1			1
TMH CANCER CENTER LABORATORY			1	100%	1
NORTH RIVER FAMILY HEALTH CENTER			1	100%	1
UT HEALTH RIO GRANDE VALLEY PRIMARY CARE AT			1	100%	1
WEST FLORIDA HOSPITAL LABORATORY			1	100%	1
MISSOURI DEPT. OF HEALTH			1	100%	1
AURORA HEALTH CARE METRO INC			1	100%	1
ROYAL OAK MEDICAL CENTER LLC DBA CHARACTER FAMILY			1	100%	1
PEDIATRIC ASSOCIATES - MIAMI LAKES		1			1
JOSHUA E CHESIR MD		1			1
Sears Coastal Nursing and Rehab		1			1
Long Beach Care Center			1	100%	1
ADAMS COUNTY HEALTH DEPARTMENT			1	100%	1

COVID-19: testing by laboratory

Data through Feb 2, 2021 verified as of Feb 3, 2021 at 09:25 AM

Data in this report are provisional and subject to change.

The numbers in the table below represent the number of Florida and non-Florida residents for whom test results were received by the Department of Health. A person can be tested by more than one laboratory and can have both positive and negative results. **Therefore, the sum of the numbers in each column will be larger than the total number of people tested.**

Reporting lab	Inconclusive	Negative	Positive	Percent positive	Total
CVS IL2798POCT CHICAGO			1	100%	1
WATERS EDGE ELEMENTARY SCHOOL			1	100%	1
UNIVERSITY OF VERMONT MEDICAL CENTER			1	100%	1
GIBSON AREA PRIMARY CARE			1	100%	1
PEDIATRIC PARTNERS			1	100%	1
NORTH WEST FLORIDA DIAGNOSTIC ENOCRINOLOGY CLINIC			1	100%	1
URGENT CARE OF COASTAL GEORGIA			1	100%	1
RENOWN REGIONAL MEDICAL CENTER			1	100%	1
ALBANY MEDICAL CENTER			1	100%	1
Diversicare of Smyrna		1			1
CENTRAL CAROLINA HOSPITAL			1	100%	1
OCALA RKC EAST HEMO #1			1	100%	1
2504-HOMEWOOD		1			1
DR. G'S URGENT CARE			1	100%	1
NEW YORK UNIVERSITY MEDICAL CENTER			1	100%	1
STANDIFER PLACE		1			1
HENRY FORD WEST BLOOMFIELD HOSPITAL			1	100%	1
CVS NE2741POCT LA VISTA		1			1
TIMPANOGOS REGIONAL HOSPITAL			1	100%	1
HENRY FORD HOSPITAL			1	100%	1
CVS SC2250POCT COLUMBIA		1			1
PREMIER PEDIATRICS			1	100%	1
WOOD COUNTY HEALTH DEPARTMENT			1	100%	1
LOUIS STOKES CLEVELAND VA MEDICAL CENTER			1	100%	1
Kroger 126 - The Little Clinic Cottonwood		1			1
ASSOCIATES MD MEDICAL GROUP INC			1	100%	1
CVS NC7057POCT SHELBY		1			1
UF KANAPAHA LAB BEAKER		1			1
Sherwood Oaks Health Center			1	100%	1
CARING PROFESSIONAL HEALTH CARE LLC		1			1
MED & CO INVESTMENT LLC		1			1
University Plaza Rehabilitation and Nursing			1	100%	1
JP MORGAN CHASE HEALTH SERVICES			1	100%	1
SHARON REGIONAL MEDICAL CENTER			1	100%	1
NORTH SHORE HEMATOLOGY-ONCOLOGY ASSOCI		1			1
CVS AZ10529POCT SCOTTSDALE		1			1
Jacaranda Manor			1	100%	1
THE CHILDREN'S HOSPITAL OF PHILADELPHIA		1			1
KNAPP MEDICAL GROUP			1	100%	1
Douglas County Health Center		1			1
WORKFORCE HEALTH DEPARTMENT			1	100%	1
Oakland Nursing and Rehabilitation Center		1			1
CSL PLASMA LAB			1	100%	1
Kroger 549 - The Little Clinic Clinton Highway		1			1
CVS TX7827POCT ROUND ROCK		1			1
NAVARRO MEDICAL CENTERS LLC			1	100%	1
INFECTION CONTROL DEPT			1	100%	1

COVID-19: testing by laboratory

Data through Feb 2, 2021 verified as of Feb 3, 2021 at 09:25 AM

Data in this report are provisional and subject to change.

The numbers in the table below represent the number of Florida and non-Florida residents for whom test results were received by the Department of Health. A person can be tested by more than one laboratory and can have both positive and negative results. **Therefore, the sum of the numbers in each column will be larger than the total number of people tested.**

Reporting lab	Inconclusive	Negative	Positive	Percent positive	Total
HEALTHCARE FOR THE HOMELESS			1	100%	1
LANGLEY DIALYSIS			1	100%	1
FAMILY MEDICINE AT CELEBRATION		1			1
GENESIS HEALTH SYSTEM			1	100%	1
SOMA MEDICAL CENTER PA #2 OAKLAND			1	100%	1
MINUTECLINIC, LLC #4507		1			1
EXAC CARE CROSSVILLE		1			1
URGENT CARE OF FORT LAUDERDALE INC			1	100%	1
POINTE MEDICAL SERVICES INC			1	100%	1
Village Crest Center for Health & Rehabilitation		1			1
MEDICAL LIFE-INC GUIDEWELL EMERGENCY MEDICINE			1	100%	1
ROAN MOUNTAIN MEDICAL CENTER			1	100%	1
GUTHRIE CORNING HOSPITAL LABORATORY		1			1
DIGNITY HEALING LLC			1	100%	1
DAVENPORT PEDIATRICS CLERMONT PA		1			1
HEALTH AND WELLNESS URGENT CARE LLC			1	100%	1
HCR ManorCare Greentree		1			1
APOLLOMDX LLC			1	100%	1
ENCOMPASS HEALTH REHABILITATION			1	100%	1
FLORIDA DEPARTMENT OF HEALTH IN CITRUS COUNTY		1			1
SWIFTCARE URGENT CARE, PLLC			1	100%	1
FIRST CARE OF GAINESVILLE			1	100%	1
PALM WEST INTERNIST PA			1	100%	1
Kroger 929 - The Little Clinic Corryville		1			1
ELKHART GENERAL HOSPITAL			1	100%	1
FAMILY MEDICAL CENTRE			1	100%	1
NORDX			1	100%	1
WRIGHT PATTERSON AFB MEDICAL CENTER			1	100%	1
Regency Square			1	100%	1
MEMORIALCARE LONG BEACH MEDICAL CENTER			1	100%	1
MEDEXPRESS URGENT CARE - BECKLEY		1			1
NATION'S BEST CARE HOME HEALTH			1	100%	1
UNITED HEALTHCARE			1	100%	1
HOUSTON DEPARTMENT OF HEALTH AND HUMAN SERVICES			1	100%	1
WEST COAST CLINICAL LABS INC			1	100%	1
AUGUSTA HEALTH CLINICAL LABORATORY			1	100%	1
MEDEXPRESS URGENT CARE - PATRICK STREE			1	100%	1
CLEMENT MANOR HEALTH CENTER		1			1
PRIMARY AND URGENT CARE			1	100%	1
THE MEDICAL CENTER			1	100%	1
HAVASU REGIONAL MEDICAL CENTER			1	100%	1
FIVE STAR PREMIER RESIDENCES OF POMPANO BEACH			1	100%	1
BRUSHY CREEK FAMILY HOSPITAL			1	100%	1
LOGAN COUNTY HOSPITAL			1	100%	1
OAKMONTE VILLAGE OF DAVIE			1	100%	1
RESTORE MEDICAL PARTNERS PLLC			1	100%	1
Avera Sr. James Care Center		1			1

COVID-19: testing by laboratory

Data through Feb 2, 2021 verified as of Feb 3, 2021 at 09:25 AM

Data in this report are provisional and subject to change.

The numbers in the table below represent the number of Florida and non-Florida residents for whom test results were received by the Department of Health. A person can be tested by more than one laboratory and can have both positive and negative results. **Therefore, the sum of the numbers in each column will be larger than the total number of people tested.**

Reporting lab	Inconclusive	Negative	Positive	Percent positive	Total
UMASS MEMORIAL MEDICAL CENTER, INC		1			1
Kroger 717 - The Little Clinic Dolphin Drive			1	100%	1
PANCARE HEALTH - CARR ELEM & MIDDLE SCHOOL			1	100%	1
PULMONARY MEDICINE		1			1
APOPKA FAMILY HEALTH CENTER			1	100%	1
Holly Hill Healthcare Center			1	100%	1
CARESPOT - OCOEE			1	100%	1
ST JOHNS EPISCOPAL HOSPITAL SOUTH SHORE		1			1
Mountain View Manor			1	100%	1
SOUTHWOOD NURSING & RETIREMENT CENTER		1			1
JOHN PETER SMITH HOSPITAL- OB TRIAGE			1	100%	1
PARK LANE NURSING HOME		1			1
PM PEDIATRICS PC			1	100%	1
Kroger 618 - The Little Clinic Trail Creek Village		1			1
PRIMACARE MEDICAL LAKEWOOD			1	100%	1
THE CLINIC ON SIXTH			1	100%	1
PELICAN STATE OUTPATIENT CENTER			1	100%	1
CORNERSTONE OF RECOVERY INC		1			1
CVS NC3803POCT MOORESVILLE		1			1
BEAUFORT MEMORIAL			1	100%	1
CARINGPLUS HOMECARE LLC			1	100%	1
Dulles Health and Rehab Center		1			1
MEDEXPRESS URGENT CARE - WAYNESBURG		1			1
INDIGO PALMS			1	100%	1
Kroger 388 - The Little Clinic Braelinn Village		1			1
MEDPOST - NORTH DALLAS			1	100%	1
FRESENIUS KIDNEY CARE			1	100%	1
GARDENS AT MAPLEWOOD			1	100%	1
EAST FL CORE LAB			1	100%	1
ADVENT HEALTH - OWASA			1	100%	1
LAB PLUS, LLC			1	100%	1
Tremont Health & Rehabilitation Center		1			1
Eagle Health and Rehabilitation		1			1
ADVENTHEALTH DURAND			1	100%	1
MEDEX CLINIC LLC			1	100%	1
FAMILY MEDICAL CENTERS			1	100%	1
CAMBRIDGE HEALTH ALLIANCE			1	100%	1
PARRISH MEDICAL GROUP			1	100%	1
CYPRESS VILLAGE REHAB CENTER		1			1
FIT4LIFE MEDICAL CENTER			1	100%	1
SUMMIT COUNTY PUBLIC HEALTH DEPARTMENT			1	100%	1
OHIOHEALTH URGENT CARE			1	100%	1
MEDEXPRESS URGENT CARE - MARTINSVILLE		1			1
WVU MEDICINE AT SUNCREST TOWNE CENTRE			1	100%	1
REEVES COUNTY HOSPITAL DISTRICT			1	100%	1
LADY OF THE SEA HOSPITAL LAB			1	100%	1
RIDGEFIELD PEDIATRIC ASSOCIATES		1			1

COVID-19: testing by laboratory

Data through Feb 2, 2021 verified as of Feb 3, 2021 at 09:25 AM

Data in this report are provisional and subject to change.

The numbers in the table below represent the number of Florida and non-Florida residents for whom test results were received by the Department of Health. A person can be tested by more than one laboratory and can have both positive and negative results. **Therefore, the sum of the numbers in each column will be larger than the total number of people tested.**

Reporting lab	Inconclusive	Negative	Positive	Percent positive	Total
CVS NC2771POCT CLAYTON			1	100%	1
LOPEZ		1			1
SOUTHWOOD HEALTHCARE CENTER		1			1
Kroger 481 - The Little Clinic Houston Levee		1			1
Birmingham Nursing & Rehab Center		1			1
INSTANT MEDICAL CARE CENTER			1	100%	1
MOORE CLINICAL RESEARCH INC			1	100%	1
LOURDES URGENT CARE			1	100%	1
UF HEALTH - WILDLIGHT			1	100%	1
GIFFORD MEMORIAL HOSPITAL		1			1
DELRAY BEACH HEALTH CENTER			1	100%	1
MINUTECLINIC DIAGNOSTIC OF OHIO #5060		1			1
Dugan Memorial Home		1			1
MEMORIAL SATILLA HEALTH			1	100%	1
PENNY PEDIATRICS		1			1
UNIVERSITY OF BALTIMORE WASHINGTON MEDICAL CENTER			1	100%	1
DR JAMES D FORBES FAMILY CARE CENTER			1	100%	1
INTEGRATED GENETICS SEQUENOM		1			1
MOBILE INFIRMARY MEDICAL CENTER			1	100%	1
CIMA MEDICAL CENTER			1	100%	1
Mayfair Village Nursing Care Center		1			1
ST ANTHONYS PRIMARY CARE LLC/JACKSON STREET			1	100%	1
CVS NC3853POCT BURLINGTON		1			1
Kroger - KRO70600172		1			1
TRIPLE O MEDICAL SERVICES INC			1	100%	1
BARRINGTON TERRACE NAPLES			1	100%	1
DAUGHTERS OF SARAH NURSING CENTER		1			1
SUSAN F. WILLIAMS M.D., P.A.			1	100%	1
DOCTORS AFTER HOURS URGENT CARE CENTER			1	100%	1
ST VINCENTS OUTPATIENT IMAGING		1			1
UNLIMITED MEDICAL SERVICES OF FL PL DBA		1			1
CARENOW-MONTGOMERY			1	100%	1
SACRED HEART MEDICAL CENTER			1	100%	1
Kroger 522 - The Little Clinic Gahanna		1			1
GATEWAY FAMILY HEALTH CLINIC			1	100%	1
NEW HORIZON PRIMARY CARE LLC			1	100%	1
WESTCOAST FAMILY PRACTICE		1			1
TRUSTBRIDGE			1	100%	1
PM PEDIATRICS OF BAYSIDE, PLLC - RIVE		1			1
WESLEY MEDICAL CENTER			1	100%	1
EDWARD HOSPITAL			1	100%	1
COMMUNITY HEALTH CENTERS OF PINELLAS, INC			1	100%	1
PALMETTO PRIMARY CARE PHYSICIANS			1	100%	1
COVE AT THE MARBELLA,THE			1	100%	1
RAYMOND F CARON MD			1	100%	1
BAPTIST EMERGENCY HOSPITAL - KELLY			1	100%	1
BAPTIST HOSPITAL NURSING/PATIENT CARE			1	100%	1

COVID-19: testing by laboratory

Data through Feb 2, 2021 verified as of Feb 3, 2021 at 09:25 AM

Data in this report are provisional and subject to change.

The numbers in the table below represent the number of Florida and non-Florida residents for whom test results were received by the Department of Health. A person can be tested by more than one laboratory and can have both positive and negative results. **Therefore, the sum of the numbers in each column will be larger than the total number of people tested.**

Reporting lab	Inconclusive	Negative	Positive	Percent positive	Total
CURA LABORATORY SERVICES			1	100%	1
KETAMINE HEALTH CENTERS AT BONITA SPRINGS, LLC		1			1
ST LUCIE COUNTY HEALTH DEPARTMENT			1	100%	1
OPTUM OF HIALEAH		1			1
INLET CONCIERGE MEDICINE			1	100%	1
FINLAY MEDICAL RESEARCH CORP			1	100%	1
AMD			1	100%	1
HEALTH CARE SERVICES LC			1	100%	1
KIDSWOOD PEDIATRICS CORP			1	100%	1
NORTH OKALOOSA CLINIC CORP		1			1
ST JOSEPH'S HOSPITAL NORTH LABORATORY			1	100%	1
MEDEXPRESS URGENT CARE, EDWARDSVILLE		1			1
HUDSON REGIONAL HOSPITAL			1	100%	1
LRGHEALTHCARE		1			1
Manor Care Health Services- Wilmington			1	100%	1
Courtenay Springs Village			1	100%	1
ODYSSEY HEALTH CARE OF MARION COUNTY LLC		1			1
MINUTECLINIC LLC (2335)		1			1
Kroger 968 - The Little Clinic Colerain Township		1			1
CLINICAL TRIALS OF TAMPA LLC		1			1
VIVIAN SIMMONS FAMILY PRACTICE			1	100%	1
CELEBRATION FAMILY PHYSICIANS LLC			1	100%	1
LANTANA HC LAB			1	100%	1
HELEN HAYES HOSPITAL LABORATORY		1			1
Kroger 350 - The Little Clinic New Cut Road		1			1
NEMOURS CHILDREN'S PRIMARY CARE, ST CLOUD			1	100%	1
MIAMI VASCULAR SURGERY			1	100%	1
Garden Isle Healthcare and Rehabilitation Center		1			1
Moab Regional Hospital			1	100%	1
ISLANDS ASSISTED LIVING FACILITY,THE			1	100%	1
CVS PA7611POCT ALLISON PARK		1			1
KENDALL PEDIATRICS PARTNERS LLC			1	100%	1
LAKESIDE MEDICAL CENTER		1			1
The Palms Nursing and Rehabilitation		1			1
Kroger 441 - The Little Clinic Middletown		1			1
Springdale Village		1			1
UNIVERSITY OF MIAMI SCCC RESEARCH LABORATORY			1	100%	1
ATMORE COMMUNITY HOSPITAL			1	100%	1
FLORIDA DIGESTIVE AND LIVER SPECIALISTS			1	100%	1
LAKEWOOD RANCH MEDICAL GROUP LLC			1	100%	1
Kroger 395 - The Little Clinic Blanchester		1			1
ST. MARY MEDICAL CENTER		1			1
Kroger 465 - The Little Clinic Oakley		1			1
CVS TX10016POCT PRINCETON		1			1
LEHIGH PULMONARY ASSOCIATES			1	100%	1
FAMILY MEDICAL CENTER		1			1
SUREPOINT URGENT CARE PADRE ISLAND			1	100%	1

COVID-19: testing by laboratory

Data through Feb 2, 2021 verified as of Feb 3, 2021 at 09:25 AM

Data in this report are provisional and subject to change.

The numbers in the table below represent the number of Florida and non-Florida residents for whom test results were received by the Department of Health. A person can be tested by more than one laboratory and can have both positive and negative results. **Therefore, the sum of the numbers in each column will be larger than the total number of people tested.**

Reporting lab	Inconclusive	Negative	Positive	Percent positive	Total
SPEARE MEMORIAL HOSPITAL			1	100%	1
ACCESS FAMILY CARE LLC			1	100%	1
THEDACARE FAMILY MEDICINE GATEWAY			1	100%	1
USF PHYSICIANS GROUP			1	100%	1
MOSAIC MEDICAL CENTER MARYVILLE			1	100%	1
NORTH FLORIDA CHILD DEVELOPMENT, INC			1	100%	1
PRISMA HEALTH TUOMEY LABORATORY			1	100%	1
MEDICAL CITY NORTH HILLS			1	100%	1
SKIN WELLNESS PHYSICIANS LLC		1			1
ISLAND NURSING HOME			1	100%	1
NORTH SHORE HEMATOLOGY-ONCOLOGY ASSOCIATES PC		1			1
Princeton Place			1	100%	1
GEORGETOWN URGENT CARE			1	100%	1
Kroger 523 - The Little Clinic Dickson			1	100%	1
EASTGENE LABORATORIES		1			1
UPMC NORTHWEST HOSPITAL			1	100%	1
ANMED HEALTH MEDICAL CENTER			1	100%	1
FLORIDA MEDICAL CLINIC, LLC			1	100%	1
SOUTHEAST MISSOURI HOSPITAL		1			1
CVS TX3292POCT WYLIE		1			1
MIDWAY SPECIALTY CARE CENTER INC		1			1
DIXIE REGIONAL MEDICAL CENTER			1	100%	1
MED-LAKE LABORATORY, LLC			1	100%	1
Ramsey Village		1			1
Kingston Care Center of Fort Wayne		1			1
IVY CREEK HEALTHCARE & WELLNESS CENTRE			1	100%	1
The Evangelical Lutheran Good Samaritan Society Prescott Village		1			1
STEAMBOAT EMERGENCY CENTER			1	100%	1
MILFORD REGIONAL HOSPITAL			1	100%	1
VILLAGES HEALTH SYSTEM, LLC, THE			1	100%	1
BSA PHYSICIANS GROUP, INC D/B/A BSA FAMILY MEDICAL			1	100%	1
BOCA CIEGA CENTER			1	100%	1
UHS BINGHAMTON GENERAL			1	100%	1
WEST DADE PEDIATRICS			1	100%	1
CLINICAL PATHOLOGY LABORATORIES SOUTHEAST INC			1	100%	1
MEDIPLUS CLINIC, INC			1	100%	1
Kroger 752 - The Little Clinic Central Station		1			1
EAST RIDGE RETIREMENT VILLAGE INC		1			1
PAUL C SCHWARTZ & MELVIN L WEIDMAN		1			1
CONSULATE HEALTH CARE OF VERO BEACH			1	100%	1
MEMORIAL HEALTH UNIVERSITY MEDICAL CENTER			1	100%	1
Waters of Covington		1			1
Sanford Health & Rehabilitation			1	100%	1
VIP FAMILY PRACTICE			1	100%	1
FHCP ASC - ORANGE CITY			1	100%	1
WEST BOCA MEDICAL CENTER			1	100%	1
NEWTON MEMORIAL HOSPITAL		1			1

COVID-19: testing by laboratory

Data through Feb 2, 2021 verified as of Feb 3, 2021 at 09:25 AM

Data in this report are provisional and subject to change.

The numbers in the table below represent the number of Florida and non-Florida residents for whom test results were received by the Department of Health. A person can be tested by more than one laboratory and can have both positive and negative results. **Therefore, the sum of the numbers in each column will be larger than the total number of people tested.**

Reporting lab	Inconclusive	Negative	Positive	Percent positive	Total
JOHN D. ARCHBOLD MEMORIAL HOSPITAL			1	100%	1
GREATER TAMPA AT HOME			1	100%	1
BERKSHIRE MEDICAL CENTER			1	100%	1
ST MARY'S OF SAGINAW		1			1
Villages of St.Peters		1			1
PALM COAST DRAW STATION/AMERICAN HEALTH ASSOCIATES		1			1
CALIFORNIA PUBLIC HEALTH LABORATORY			1	100%	1
ATRIA TAMARAC			1	100%	1
Kroger 909 - The Little Clinic Hamilton			1	100%	1
PATHOLOGYT & LAB MEDICINE SERVICES			1	100%	1
PALM BEACH DIGESTIVE ASSOCIATES			1	100%	1
NORTH MIAMI BEACH SURGICAL CENTER			1	100%	1
RAPID MEDLAB (002MO)		1			1
PROFESSIONAL DIALYSIS CENTER			1	100%	1
CVS PA1657POCT YORK		1			1
JUPITER MEDICAL CENTER INC			1	100%	1
PEACHEALTH LABORATORIES		1			1
PACE UNIVERSITY HEALTH CARE		1			1
RIVERSIDE COUNTY PUBLIC HEALTH LABORATORY			1	100%	1
BROOKDALE VERO BEACH SOUTH AL		1			1
BMC/NASSAU			1	100%	1
NHC Chattanooga			1	100%	1
CVS SC2497POCT LEXINGTON		1			1
Sevierville Health and Rehabilitation		1			1
Ash Flat Healthcare and Rehabilitation Center			1	100%	1
PEDIATRIC PARTNERS OF ZEPHYRHILLS PA			1	100%	1
LABONE		1			1
HOME AIDE SVC OF EASTERN NY INC D/B/A		1			1
1ST CHOICE URGENT CARE CENTER LLC			1	100%	1
BAYFRONT HEAL WOUND CARE AND HYPERBARIC CENTER			1	100%	1
HEARTLAND REGIONAL MEDICAL CENTER		1			1
NEW ERA HEALTH CENTER INC		1			1
JACK M MATHENY II MD			1	100%	1
MEMORIAL HOSPITAL OF TAMPA			1	100%	1
MEDEXPRESS URGENT CARE - RUSSELLVILLE, W MAIN ST		1			1
LARKIN COMMUNITY HOSPITAL PALM SPRINGS CAMPUS			1	100%	1
Alden North Shore			1	100%	1
MEDEXPRESS URGENT CARE - CONWAY		1			1
MID-FLORIDA CANCER CENTERS		1			1
MODERN URGENT CARE			1	100%	1
CALLE OCHO DIALYSIS			1	100%	1
Waddell Nursing & Rehab Center		1			1
TRAVIS LEE THOMPSON MD			1	100%	1
PARTNERS IN PRIMARY CARE		1			1
OCALA REGIONAL KIDNEY CENTER EAST			1	100%	1
Vibrallife of El Paso Rehabilitation Center			1	100%	1
ELLIS HOSPITAL URGENT CARE CENTER LAB		1			1

COVID-19: testing by laboratory

Data through Feb 2, 2021 verified as of Feb 3, 2021 at 09:25 AM

Data in this report are provisional and subject to change.

The numbers in the table below represent the number of Florida and non-Florida residents for whom test results were received by the Department of Health. A person can be tested by more than one laboratory and can have both positive and negative results. **Therefore, the sum of the numbers in each column will be larger than the total number of people tested.**

Reporting lab	Inconclusive	Negative	Positive	Percent positive	Total
HEALTH ALLIANCE			1	100%	1
KID FIXERS		1			1
CVS MA1006POCT BROCKTON		1			1
ADVANCED LABORATORY SERVICES			1	100%	1
LAKE MARY DIALYSIS			1	100%	1
CVS NV9586POCT RENO		1			1
Lutheran Community at Telford		1			1
LCMC LAB SUBSECTION		1			1
SOUTHERN FAMILY HEALTH			1	100%	1
SUTTER GOULD MEDICAL FOUNDATION			1	100%	1
CVS OH4300POCT STRONGSVILLE		1			1
VETERANS AFFAIRS MEDICAL CENTER - EAST ORANGE			1	100%	1
INNOVATIVE CARE II LLC			1	100%	1
JACKSONVILLE VA OPC			1	100%	1
CATHEDRAL GERONTOLOGY CENTER DBA CATHEDRAL CARES			1	100%	1
ROSE MEDICAL CENTER LAB			1	100%	1
GOOD SAMARITAN SOCIETY-FOREST CITY		1			1
THE CHRIST HOSPITAL			1	100%	1
SOUTHERN SPRINGS HEALTH CARE		1			1
CVS M08595POCT RAYMORE		1			1
INHEALTH LIFE SCIENCES LLC			1	100%	1
KIDSVILLE PEDIATRICS III PA			1	100%	1
CVS NC7548POCT FUQUAY VARINA		1			1
SYNERGY DIALYSIS INC			1	100%	1
AAA MEDICAL TESTING			1	100%	1
CHILDREN'S NATIONAL MEDICAL CENTER			1	100%	1
FRESENIUS SOUTH FORT MYERS		1			1
BLOOD SYSTEMS LABORATORIES			1	100%	1
LEELANAU OPCO, LLC		1			1
ADVENTHEALTH MEDICAL GROUP FAMILY AND INTERNAL			1	100%	1
MYCLINIC, INC			1	100%	1
MC DIAGNOSTIC OF CONNECTICUT, PC #252			1	100%	1
MD NOW URGENT CARE			1	100%	1
Kroger - KR003500568			1	100%	1
CENTRAL ALABAMA HEALTH CARE SYSTEM			1	100%	1
BEST CARE COMMUNITY AND FAMILY HEALTH CENTER INC			1	100%	1
VIRGINIA UROLOGY		1			1
SHP WESTCHESTER LLC		1			1
SOUTHEASTERN PATHOLOGY ASSOCIATES			1	100%	1
BAPTIST MINOR MEDICAL CENTER			1	100%	1
Big River Nursing and Rehab		1			1
PLEASANT RIDGE MANOR WEST		1			1
NULEASE MEDICAL SOLUTIONS			1	100%	1
AMICUS MEDICAL CENTER LLC			1	100%	1
MADISON FACILITY INC			1	100%	1
Chateau Girardeau			1	100%	1
FLORHAM PARK ENDOSCOPY CENTER		1			1

COVID-19: testing by laboratory

Data through Feb 2, 2021 verified as of Feb 3, 2021 at 09:25 AM

Data in this report are provisional and subject to change.

The numbers in the table below represent the number of Florida and non-Florida residents for whom test results were received by the Department of Health. A person can be tested by more than one laboratory and can have both positive and negative results. **Therefore, the sum of the numbers in each column will be larger than the total number of people tested.**

Reporting lab	Inconclusive	Negative	Positive	Percent positive	Total
HEALTH FIRST HOME CARE		1			1
MEDEXPRESS URGENT CARE, MOSSIDE		1			1
SPARTANBURG REGIONAL MEDICAL CENTER			1	100%	1
LIFESPAN HEALTH - SELMER		1			1
MINUTE CLINIC DIAGNOSTICS OF IN, LLC #6252		1			1
MEMORIAL HERMANN KATY HOSPITAL			1	100%	1
777 URGENT CARE			1	100%	1
WY RETIREMENT CENTER		1			1
BRIAN C GRINER MD LLC			1	100%	1
FLAGLER COUNTY BOARD OF COUNTY COMMISSIONERS			1	100%	1
EILEEN TURBESSI MD PA		1			1
MERCY GENERAL HOSPITAL			1	100%	1
UNIVERSITY OF MIAMI PRIMARY CARE SITE UMHC 3039			1	100%	1
MANHATTAN COLLEGE HEALTH SERVICES		1			1
GOLDING-GRANADO MEDICAL ASSOCIATES		1			1
Pinnacle Assisted Living			1	100%	1
APPLING NURSING & REHABILITATION PAVIL		1			1
LAKE LURE HEALTH CENTER			1	100%	1
Carrollton Manor Inc		1			1
SOUTH FLORIDA BAPTIST HOSPITAL			1	100%	1
MINUTECLINIC DIAG OF IND, LLC #4368		1			1
DORA HOME CARE			1	100%	1
STERLING HOUSE OF PORT ORANGE		1			1
WALGREENS #10854		1			1
RIDGE OPTUM FLORIDA			1	100%	1
PHYSICIANS IMMEDIATE CARE			1	100%	1
LUMICO LIFE INSURANCE COMPANY		1			1
CVS NH6596POCT HAMPTON		1			1
TENNOVA HEALTHCARE - CLEVELAND			1	100%	1
LEHIGH REGIONAL WOUND CENTER			1	100%	1
NORTH FL SOUTH GA HCS-LAKE CITY			1	100%	1
Manassas Health & Rehab			1	100%	1
PROGENESIS INC			1	100%	1
BEAUMONT REFERENCE LABORATORY			1	100%	1
UHEALTH CARDIOLOGY			1	100%	1
SPINE & PAIN CONSULTANT PLLC		1			1
SPRINGBROOK HOSPITAL			1	100%	1
Summit Medical Group Morristown Oncology		1			1
TARRANT MEDICAL ASSOCIATES			1	100%	1
ST MICHAEL'S ELITE MEDICAL HOSPITAL			1	100%	1
SUNCOAST BEHAVIORAL HEALTH CENTER			1	100%	1
SUMMERFIELD PAIN MANAGEMENT			1	100%	1
Ravenwood Speciality Care		1			1
AZALEALAND NURSING HOME		1			1
DEL PRADO MEDICAL CENTER, INC		1			1
MEDEXPRESS URGENT CARE - TOPEKA, SW WANAMAKER RD		1			1
UHEALTH CORAL SPRINGS			1	100%	1

COVID-19: testing by laboratory

Data through Feb 2, 2021 verified as of Feb 3, 2021 at 09:25 AM

Data in this report are provisional and subject to change.

The numbers in the table below represent the number of Florida and non-Florida residents for whom test results were received by the Department of Health. A person can be tested by more than one laboratory and can have both positive and negative results. **Therefore, the sum of the numbers in each column will be larger than the total number of people tested.**

Reporting lab	Inconclusive	Negative	Positive	Percent positive	Total
EAST COAST INSTITUTE FOR RESEARCH LLC			1	100%	1
ADVANCE MD CARE			1	100%	1
HELIX BIOMEDICS LLC			1	100%	1
HEALTH PARTNERS REGIONAL HOSPITAL			1	100%	1
Kroger 970 - The Little Clinic Westfield			1	100%	1
OCEANVIEW NURSING AND REHABILITAION CENTER			1	100%	1
Heritage Health of Peru			1	100%	1
CVS MA2297677CV BOSTON		1			1
Niles Nursing and Rehab. Center		1			1
FORT LOUDOUN PRIMARY CARE		1			1
URGENT TEAM MANAGEMENT OF TENNESSEE, L			1	100%	1
Good Samaritan Society - Albion		1			1
WYOMING COUNTY DEPARTMENT OF HEALTH		1			1
EMERSON HOSPITAL LABORATORY			1	100%	1
NORTHEAST TEXAS DIALYSIS		1			1
FLEMING ISLAND CENTER FOR CLINICAL RESEARCH		1			1
DEVANSH LAB WERKS		1			1
NEMOURS CHILDREN'S PRIMARY CARE			1	100%	1
TMH PHYSICIAN PARTNERS			1	100%	1
BROOKDALE PALM COAST		1			1
GENDERXPRESS/PICTURE ME PERFECT IMAGING			1	100%	1
Kroger 923 - The Little Clinic Centerville		1			1
LSU MEDICAL CENTER			1	100%	1
C V S / PHARMACY #833		1			1
MINUTECLINIC DIAGNOSTIC OF VIRGINIA, LLC #1980		1			1
NASSAU COUNTY HEALTH DEPARTMENT-FERNANDINA BEACH C		1			1
ADVANTA LABS, LLC		1			1
PROVIDENCE LABORATORY SERVICES		1			1
MEDTOWN PHARMACY			1	100%	1
DECATUR MORGAN HOSPITAL - DECATUR GENE		1			1
CENTRAL TX URGENT CARE			1	100%	1
PEDIATRIC ASSOCIATES - DORAL			1	100%	1
NORTH SHORE HEMATOLOGY-ONCOLOGY ASSOCIATES		1			1
Baypoint Healthcare Center			1	100%	1
Kroger 409 - The Little Clinic Hebron Marketplace			1	100%	1
FOUNDATION LABORATORY			1	100%	1
WELL-KEY URGENT CARE SEVIERVILLE			1	100%	1
FLORIDA FAMILY LABORATORY		1			1
Cooperstown Center for Nursing and Rehabililtation		1			1
JMC TALLAHASSEE, LLC			1	100%	1
DORAL KIDNEY CENTER			1	100%	1
WINCHESTER HOSPITAL			1	100%	1
BLUFFTON HEALTH CENTER			1	100%	1
MED TECH CLINICAL LABORATORY		1			1
NANCY M WORTHINGTON MD PA			1	100%	1
NORTH BROWARD MEDICAL CENTER			1	100%	1
LIBERTY HEALTH CENTER			1	100%	1

COVID-19: testing by laboratory

Data through Feb 2, 2021 verified as of Feb 3, 2021 at 09:25 AM

Data in this report are provisional and subject to change.

The numbers in the table below represent the number of Florida and non-Florida residents for whom test results were received by the Department of Health. A person can be tested by more than one laboratory and can have both positive and negative results. **Therefore, the sum of the numbers in each column will be larger than the total number of people tested.**

Reporting lab	Inconclusive	Negative	Positive	Percent positive	Total
CLEVELAND CLINIC AKRON GENERAL			1	100%	1
GATEWAY HEALTHCARE, PC			1	100%	1
MERCY – NORTH IOWA			1	100%	1
WillowBrooke Court at Westminster Village		1			1
KROGER 915 - THE LITTLE CLINIC ANDERSON			1	100%	1
NORTH COUNTY MEDICAL LAB			1	100%	1
Vi at Aventura		1			1
Kroger 825 - The Little Clinic Dorothy Lane		1			1
MEDERI CARETENDERS			1	100%	1
UNITYPOINT HEALTH TRINITY			1	100%	1
COLUMBIA CREST CARE & RAHAB		1			1
BROOKS REHAB			1	100%	1
EXPRESS PHARMACY INC		1			1
PROGRESSIVE MEDICAL LAB LLC			1	100%	1
YOUR HEALTH PEDIATRICS INC			1	100%	1
ONPOINT URGENT CARE			1	100%	1
MEDEXPRESS URGENT CARE - ANDERSON		1			1
CVS CA9823POCT SACRAMENTO		1			1
CLERMONT HEALTH DEPARTMENT			1	100%	1
NORTHEAST FLORIDA HEALTH SERVICES			1	100%	1
15 TO KNOW			1	100%	1
OHIO VALLEY MANOR NURSING &		1			1
FLORIDA STATE UNIVERSITY HEALTH SERVICES			1	100%	1
Aspire Physical Recovery Center at Cahaba River		1			1
HAYS CLINICAL LAB			1	100%	1
STANLY REGIONAL MEDICAL CENTER			1	100%	1
OMNI HEALTHCARE URGENT CARE			1	100%	1
Garden Villa Bedford		1			1
COSTCO PHARMACY #1023			1	100%	1
Good Samaritan Society Waukon		1			1
PENSACOLA PATHOLOGY		1			1
CHILDRENS SPECIALIST PEDIATRIC PULMMOLOGY &			1	100%	1
CLEVELAND CLINIC OUTPATIENT LABORATORY			1	100%	1
EUGENE T FINAN, MD			1	100%	1
MEDCOR INC			1	100%	1
MARTIN HEALTH PHYSICIAN GROUP			1	100%	1
CVS GA7064POCT STOCKBRIDGE		1			1
QUICKCARE HEALTH, INC			1	100%	1
Miller Health Care Center			1	100%	1
BROOKDALE FORT MYERS LAKES PARK			1	100%	1
BAYCARE OUTREACH LAB WH SOUTH			1	100%	1
SANTA MONICA CA-UCLA MC			1	100%	1
INNOVATIVE GENOMICS, LLC			1	100%	1
FLORIDA CLINICAL LABORATORY INC DBA			1	100%	1
CVS IL8753POCT CHICAGO		1			1
BAPTIST HEALTH SURGERY CENTER			1	100%	1
Kroger 57 - The Little Clinic Jay C Charlestown		1			1

COVID-19: testing by laboratory

Data through Feb 2, 2021 verified as of Feb 3, 2021 at 09:25 AM

Data in this report are provisional and subject to change.

The numbers in the table below represent the number of Florida and non-Florida residents for whom test results were received by the Department of Health. A person can be tested by more than one laboratory and can have both positive and negative results. **Therefore, the sum of the numbers in each column will be larger than the total number of people tested.**

Reporting lab	Inconclusive	Negative	Positive	Percent positive	Total
			1	100%	1
WW Chem Auto SS			1	100%	1
UMASS MEMORIAL/MARLBORO HOSPITAL			1	100%	1
Autumn Care of Suffolk		1			1
CVS NC7213POCT MATTHEWS		1			1
MIAMI CEREBRAL PALSY RESIDENTIAL			1	100%	1
POMPANO BEACH ARTIFICIAL KIDNEY CENTER			1	100%	1
UNIVERSITY URGENT CARE			1	100%	1
Rockcastle Health and Rehab		1			1
HYDE PARK MEDICAL CENTER		1			1
IZ MEDICAL		1			1
MINNESOTA DEPARTMENT OF HEALTH LABORATORY			1	100%	1
CARENOW URGENT CARE – SPRING			1	100%	1
AVALON MEDICAL GROUP			1	100%	1
Florida Baptist Retirement Center		1			1
PALM BEACH COUNTY HEALTH DEPT.			1	100%	1
EVENTIDE LUTHERAN HOME		1			1
SUPREME LABORATORY			1	100%	1
Chestnut Ridge Nursing & Rehab		1			1
PALM COAST DIALYSIS		1			1
FLORIDA HOSPITAL LAB			1	100%	1
RHODE ISLAND DEPARTMENT OF HEALTH LABORATORIES			1	100%	1
IVAN, MAYA			1	100%	1
UMMC MIDTOWN CAMPUS			1	100%	1
CVS TX1057POCT SAN ANTONIO		1			1
DUKE UNIVERSITY POINT OF CARE TESTING PROGRAM			1	100%	1
ORMOND BEACH DIALYSIS			1	100%	1
LAKE COMMUNITY ACTION AGENCY		1			1
VAULT MEDICAL SERVICES			1	100%	1
Signature Healthcare of Georgetown		1			1
BL DIAGNOSTICS LLC			1	100%	1
NORTH BREVARD CHILDRENS MEDICAL CENTER			1	100%	1
Hearthstone Nursing and Rehabilitation Center		1			1
PROVIDENCE ST PETER HOSPITAL		1			1
ENCOMPASS HEALTH REHABILITATION OF ALTAMONTE			1	100%	1
MEDCOR, INC			1	100%	1
PARK AVENUE PEDIATRICS PC		1			1
PARKRIDGE MEDICAL CENTER			1	100%	1
CVS IN6572POCT INDIANAPOLIS		1			1
CHIEFLAND MEDICAL CENTER			1	100%	1
CHI ST. LUKE'S HEALTH BCM MEDICAL CENTER			1	100%	1
BRADENTON DIALYSIS			1	100%	1
KAISER PERMANENTE REGIONAL REFERENCE LABORATORY		1			1
VALLEY HOSPITAL MEDICAL CENTER		1			1
MORNINGSIDE NURSING AND REHABILITATION		1			1
CVS AZ5892POCT LAVEEN		1			1
FRASER MEMORIAL HOSPITAL			1	100%	1

COVID-19: testing by laboratory

Data through Feb 2, 2021 verified as of Feb 3, 2021 at 09:25 AM

Data in this report are provisional and subject to change.

The numbers in the table below represent the number of Florida and non-Florida residents for whom test results were received by the Department of Health. A person can be tested by more than one laboratory and can have both positive and negative results. **Therefore, the sum of the numbers in each column will be larger than the total number of people tested.**

Reporting lab	Inconclusive	Negative	Positive	Percent positive	Total
CONVENIENT MEDICAL AND HEALTH SERVICES			1	100%	1
BLACKBAG DIGITAL HEALTH LLC		1			1
UF HEALTH THE VILLAGES			1	100%	1
AFTER HOURS CLINIC			1	100%	1
CVS NJ715POCT WAYNE		1			1
LAKE REGIONAL HEALTH			1	100%	1
ST.ELIZABETH HEALTH CENTER	1				1
Country View of Sunbury			1	100%	1
The Carrington		1			1
LAB PLUS, LLC AT ASCENSION SAINT THOMA		1			1
MOSOLF PEDIATRICS PA			1	100%	1
UT HEALTH RGV CLINICAL LABORATORY			1	100%	1
RM PHARMACY SERVICES INC		1			1
CAROMONT HEALTH			1	100%	1
ADVENTHEALTH MEDICAL GROUP COMMUNITY MEDICINE			1	100%	1
HACKENSACK UNIVERSITY MEDICAL CENTER		1			1
CVS IL2297144CV CHICAGO		1			1
KINGWOOD EMERGENCY HOSPITAL			1	100%	1
HENRICO DOCTOR'S LABORATORY			1	100%	1
Northern Nevada State Veterans Home		1			1
Kroger 673 - The Little Clinic Dallas			1	100%	1
SOUTH FLORIDA URGENT CARE CENTERS, LLC			1	100%	1
ADVANCED HEALTHCARE ASSOCIATES		1			1
Lenbrook		1			1
HAWAII DEPARTMENT OF HEALTH LAB			1	100%	1
DE TAR HOSPITAL			1	100%	1
APPLECARE URGENT CARE KINGSLAND			1	100%	1
Essex Center for Rehabilitation and Healthcare		1			1
SHELBYVILLE HOSPITAL COMPANY		1			1
BLACKBERRY CENTER, THE		1			1
VELOCITY URGENT CARE - LITTLE CREEK			1	100%	1
ATHENA PLASTIC SURGERY		1			1
HABANA HEALTH CARE CENTER			1	100%	1
LABORATORIO BUENA SALUD			1	100%	1
BUFFALO VAMC			1	100%	1
WATERTOWN URGENT CARE		1			1
ALLIED PEDIATRICS & FAMILY MEDICINE			1	100%	1
ARIZONA STATE LABORATORY			1	100%	1
Kroger 907 - The Little Clinic Holland		1			1
COBLESKILL REGIONAL HOSPITAL		1			1
WEILL CORNELL MEDICAL ASSOCIATES - EAST SIDE		1			1
SAN JOSE CLINIC		1			1
MEDICAL CLINIC OF HOUSTON			1	100%	1
F W HUSTON MEDICAL CENTER SENIOR LIVIN		1			1
ADVANCED CARDIOVASCULAR DIAGNOSTICS OF FL			1	100%	1
SELECT MEDICAL CLINIC			1	100%	1
MOUNT SINAI MEDICAL CENTER AVENTURA ER			1	100%	1

COVID-19: testing by laboratory

Data through Feb 2, 2021 verified as of Feb 3, 2021 at 09:25 AM

Data in this report are provisional and subject to change.

The numbers in the table below represent the number of Florida and non-Florida residents for whom test results were received by the Department of Health. A person can be tested by more than one laboratory and can have both positive and negative results. **Therefore, the sum of the numbers in each column will be larger than the total number of people tested.**

Reporting lab	Inconclusive	Negative	Positive	Percent positive	Total
SANTA BARABARA ALF LLC (THE WINDSOR)			1	100%	1
EXPRESS WALK IN MEDICAL CENTER			1	100%	1
NF Escambia, LLC DBA Olive BranchHealth and Rehabilitaion Center			1	100%	1
CURELOGICS WOUND CARE & HYPERBARIC CENTER		1			1
RAMBAM URGENT CARE			1	100%	1
WEST COCOA PHARMACY			1	100%	1
ST. LUKES HOSPITAL			1	100%	1
APALACHEE CENTER INC		1			1
NHC HealthCare St. Charles		1			1
ST JOHN'S HOME CARE			1	100%	1
NIBHA MEDIRATTA MD PL			1	100%	1
CVS IL5797POCT CAROL STREAM		1			1
EMERALD COAST PEDIATRICS & ADOL			1	100%	1
SV MOBILE HEALTH			1	100%	1
ACCOMPLISHED HOME CARE		1			1
TRUCARE LIVING CENTERS - SELMA			1	100%	1
WAYNE COUNTY PUBLIC HEALTH		1			1
UNIVERSITY OF ILLINOIS VETERINARY DIAG		1			1
Bethany Manor		1			1
MY URGENT CARE CLINIC			1	100%	1
RAPID CITY REGIONAL HOSPITAL -579 ATTN. LABORATORY		1			1
MEDEXPRESS URGENT CARE - ST CLAIR, CLOVER DR.		1			1
BRONSON METHODIST HOSPITAL			1	100%	1
DOCTORS HEARING			1	100%	1
ROBERTS WESLEYAN COLLEGE HEALTH CENTE		1			1
ST JOHN'S MEDICAL CENTER, TETON VILLAGE			1	100%	1
RIVIERA BEACH HEALTH CENTER LAB			1	100%	1
GATEWAY LABORATORIES		1			1
CARE CENTERS OF NASSAU LLC MINER ROAD NORTH		1			1
BREVARD FAMILY WALK IN CLINIC			1	100%	1
LAKEVIEW REGIONAL HOSPITAL			1	100%	1
CHC SOUTHWEST FLORIDA LAB-LIVE			1	100%	1
WEST FLORIDA MEDICAL ASSOCIATES, PA			1	100%	1
ENZO LABS INC			1	100%	1
FAST PACE URGENT CARE			1	100%	1
ALLIANCE MD DIRECT PRIMARY CARE			1	100%	1
CVS PA2687POCT EXTON		1			1
PIONEER CLINICAL RESEARCH LLC			1	100%	1
CROSS CREEK HEALTH CARE		1			1
Gulf Coast health and Rehabilitation, LLC		1			1
MEDICAL SPECIALISTS OF THE PALM BEACHES INC			1	100%	1
CVS RI326POCT NORTH SMITHFIELD		1			1
ACUPATH LABORATORIES INC			1	100%	1
WATERBURY HOSPITAL REFERENCE LAB			1	100%	1
ADVENTHEALTH MEDICAL GROUP OBSTETRICS			1	100%	1
THE WINDSOR ORTEGA		1			1
ROCKLEDGE HEALTH & REHABILITATION CENTER			1	100%	1

COVID-19: testing by laboratory

Data through Feb 2, 2021 verified as of Feb 3, 2021 at 09:25 AM

Data in this report are provisional and subject to change.

The numbers in the table below represent the number of Florida and non-Florida residents for whom test results were received by the Department of Health. A person can be tested by more than one laboratory and can have both positive and negative results. **Therefore, the sum of the numbers in each column will be larger than the total number of people tested.**

Reporting lab	Inconclusive	Negative	Positive	Percent positive	Total
JACKSBORO URGENT CARE			1	100%	1
PREMIER FAMILY AND SPORTS MEDICINE LLC			1	100%	1
CVS AZ5026POCT MESA		1			1
LANCASHIRE HALL NURSING AND REHABILITATION CENTER		1			1
LP ELIZABETHTON		1			1
EMERGENCY CARE SERVICES LAB AT JFK MEDICAL CENTER			1	100%	1
SEASONS HOSPICE AND PALLIATIVE CARE OF			1	100%	1
URGENT CARE OF KANSAS CITY			1	100%	1
RICHICHI FAMILY HEALTH			1	100%	1
ACCESS HEALTH CARE PHYSICIANS, LLC		1			1
VILLA COURT LLC		1			1
SOLARIS HEALTHCARE PLANT CITY		1			1
CARENOW MIDTOWN			1	100%	1
CARE STATION MEDICAL GROUP		1			1
CHILTON MEDICAL CENTER		1			1
DIVERSE MEDICAL CARE LLC			1	100%	1
HALIFAX HEALTH PRIMARY CARE			1	100%	1
Brookdale Southside			1	100%	1
Longwood Community Living Center		1			1
WESTEX URGENT CARE, PLLC			1	100%	1
TITUSVILLE REHABILITATION AND NURSING CENTER		1			1
NFRC CLINICAL LAB			1	100%	1
CVS CA9715POCT THOUSAND OAKS		1			1
Kroger 596 - The Little Clinic Brentwood		1			1
ORLANDO HEALTH MEDICAL GROUP			1	100%	1
MINUTE CLINIC DIAGNOSTIC PA			1	100%	1
CVS OH3301POCT WOODMERE		1			1
URGENTMED PLANTATION			1	100%	1
AUTUMN HOUSE			1	100%	1
Fulton County Medical Center Long Term Care			1	100%	1
PLANT CITY FAMILY CARE		1			1
Bay View Nursing and Rehabilitation Center			1	100%	1
MED CHOICE CENTER OF NORTH MIAMI			1	100%	1
ASCARATE DIALYSIS			1	100%	1
C V S / PHARMACY #4396		1			1
SYCAMORE MEDICAL CENTER-KETTERING HEALTH NETWORK			1	100%	1
WOODHILLS LABS			1	100%	1
BLANCHARD VALLEY HOSPITAL LABORATORY			1	100%	1
SUPERKIDS PEDIATRICS			1	100%	1
PREMIER MOBILE HEALTH SERVICES, LLC			1	100%	1
ST CATHERINE HOSPITAL LABORATORY			1	100%	1
ORANGE PEDIATRICS PA			1	100%	1
Kroger 97 - The Little Clinic Hutchinson		1			1
NORTH OKALOOSA PHYSICIAN GRP - WALK IN CLINIC			1	100%	1
ANSWERS RESOURCE FACILITY		1			1
HARDIN MEMORIAL HOSPITAL - HEARTLAND PATHOLOGY CONSULTANTS			1	100%	1
OCCUPATIONAL HEALTH CENTER		1			1

COVID-19: testing by laboratory

Data through Feb 2, 2021 verified as of Feb 3, 2021 at 09:25 AM

Data in this report are provisional and subject to change.

The numbers in the table below represent the number of Florida and non-Florida residents for whom test results were received by the Department of Health. A person can be tested by more than one laboratory and can have both positive and negative results. **Therefore, the sum of the numbers in each column will be larger than the total number of people tested.**

Reporting lab	Inconclusive	Negative	Positive	Percent positive	Total
MIDWEST COVENANT HOME, INC		1			1
MEDICAL CENTER OF CENTRAL GEORGIA			1	100%	1
BAYLOR SCOTT AND WHITE MEDICAL CENTER -CENTENTENNIAL			1	100%	1
TUNIS STREET GROUP HOME		1			1
Eddy Memorial Geriatric Center		1			1
ELEMENTS PHARMACY			1	100%	1
PROVIDENCE ST. PATRICK HOSPITAL			1	100%	1
FLORIDA HEART AND VASCULAR MULTISPECIALTY GROUP PA			1	100%	1
Trucare Living Centers - Columbus		1			1
MALUHIA		1			1
MEDICAL ARTS LABORATORY			1	100%	1
Total	80,234	14,913,135	2,235,900	13%	17,229,269