

COVID-19: summary of cases and monitoring

Data through Jan 31, 2021 verified as of Feb 1, 2021 at 09:25 AM

Data in this report are provisional and subject to change.

Cases: people with positive PCR or antigen test result

Total cases 1,727,107

Florida residents 1,695,300

Non-Florida residents 31,807

Type of testing

Florida residents 1,695,300

Positive by BPHL/CDC 61,013

Positive by commercial/hospital lab 1,634,287

PCR positive 1,398,012

Antigen positive 297,288

Non-Florida residents 31,807

Positive by BPHL/CDC 814

Positive by commercial/hospital lab 30,993

PCR positive 22,543

Antigen positive 9,264

Characteristics

Florida residents hospitalized 72,454

Florida resident deaths 26,685

Non-Florida resident deaths 444

Hospitalized counts include anyone who was hospitalized at some point during their illness. It does not reflect the number of people currently hospitalized.

More information on deaths identified through death certificate data is available on the National Center for Health Statistics website at www.cdc.gov/nchs/nvss/vsrr/COVID19/index.htm.

Cases: people with positive PCR or antigen test result

Risk factors for Florida residents

Traveled 13,845

Contact with a known case 636,494

Traveled and contact with a known case 18,841

Neither 1,026,120

No travel and no contact 193,595

Travel is unknown 611,556

Contact is unknown 370,414

Contact is pending 403,690

Travel can be unknown and contact can be unknown or pending for the same case, these numbers will sum to more than the "neither" total.

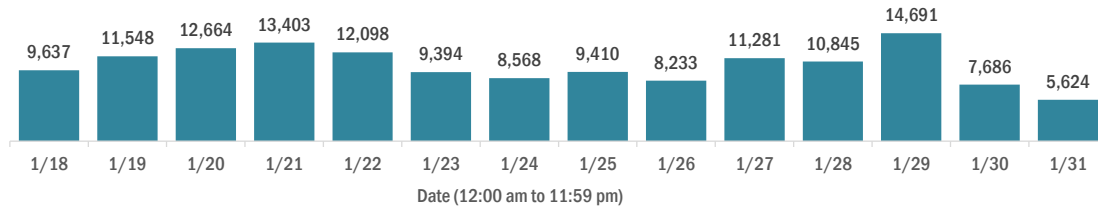
COVID-19: summary of laboratory testing

Data through Jan 31, 2021 verified as of Feb 1, 2021 at 09:25 AM

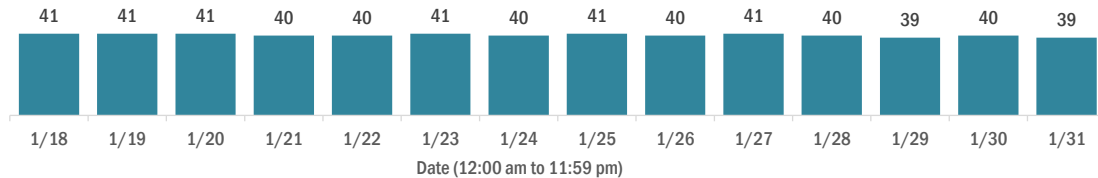
Data in this report are provisional and subject to change.

Cases in Florida residents per day for the past 2 weeks

Number of cases per day



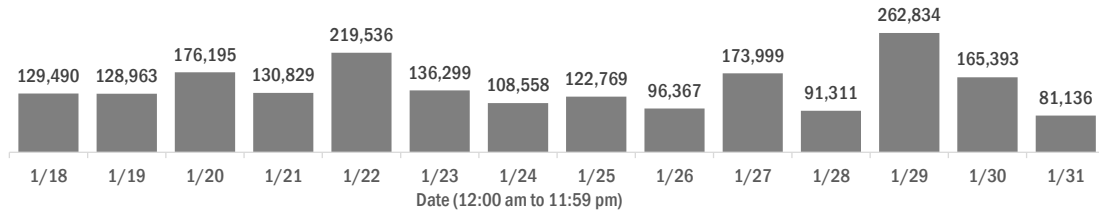
Median age of cases by day



Laboratory testing for Florida residents over the past 2 weeks

Number of Florida residents tested per day

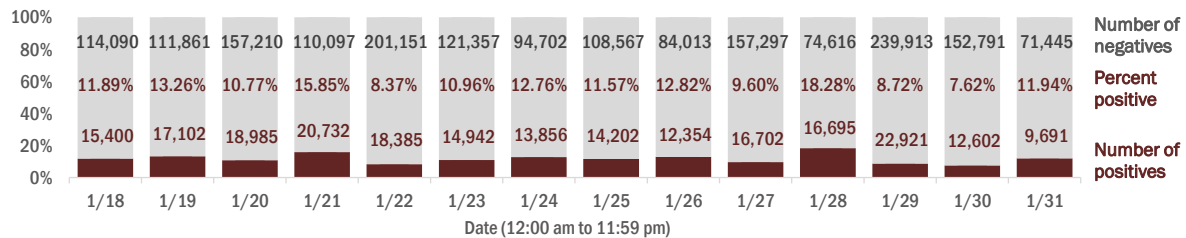
These counts include the number of people for whom the Department received PCR or antigen laboratory results by day. People tested on multiple days will be included for each day a new result was received. A person is only counted once for each day they are tested, regardless of whether multiple specimens are tested or multiple results are received.



Number and percent of Florida residents with positive test results

The percent of positive results ranged from 7.62% to 18.28% over the past 2 weeks and was 11.94% yesterday.

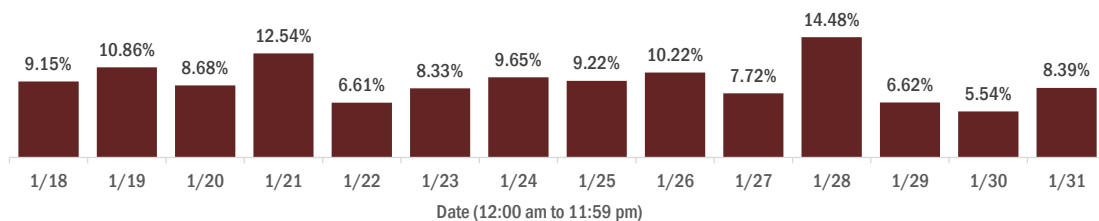
These counts include the number of people for whom the Department received PCR or antigen laboratory results by day. People tested on multiple days will be included for each day a new result was received. A person is only counted once for each day they are tested, regardless of whether multiple specimens are tested or multiple results are received. If a person has a positive specimen and a negative specimen in the same day, only the positive result is counted.



Percent positivity for new cases in Florida residents

The percent of positive results ranged from 5.54% to 14.48% over the past 2 weeks and was 8.39% yesterday.

This percent is the number of people who test PCR- or antigen-positive for the first time divided by all the people tested that day, excluding people who have previously tested positive.



COVID-19: characteristics of 1,695,300 Florida resident cases

Data through Jan 31, 2021 verified as of Feb 1, 2021 at 09:25 AM

Data in this report are provisional and subject to change.

| Age group | Cases | | Hospitalizations | | Deaths | |
|--------------|------------------|-----|------------------|-----|---------------|-----|
| 0-4 years | 32,470 | 2% | 473 | 1% | 0 | 0% |
| 5-14 years | 98,905 | 6% | 441 | 1% | 5 | 0% |
| 15-24 years | 260,705 | 15% | 1,790 | 2% | 39 | 0% |
| 25-34 years | 297,363 | 18% | 3,608 | 5% | 143 | 1% |
| 35-44 years | 262,852 | 16% | 5,429 | 7% | 403 | 2% |
| 45-54 years | 259,045 | 15% | 8,332 | 11% | 1,007 | 4% |
| 55-64 years | 223,231 | 13% | 12,266 | 17% | 2,871 | 11% |
| 65-74 years | 142,106 | 8% | 15,024 | 21% | 5,675 | 21% |
| 75-84 years | 79,300 | 5% | 14,885 | 21% | 8,069 | 30% |
| 85+ years | 38,098 | 2% | 10,201 | 14% | 8,473 | 32% |
| Unknown | 1,225 | 0% | 5 | 0% | 0 | 0% |
| Total | 1,695,300 | | 72,454 | | 26,685 | |

| Gender | Cases | |
|--------------|------------------|-----|
| Female | 885,563 | 52% |
| Male | 797,013 | 47% |
| Unknown | 12,724 | 1% |
| Total | 1,695,300 | |

| Ethnicity | Cases | | Hospitalizations | | Deaths | |
|--------------|------------------|-----|------------------|-----|---------------|-----|
| Hispanic | 533,836 | 31% | 18,706 | 26% | 6,271 | 24% |
| Non-Hispanic | 796,762 | 47% | 49,962 | 69% | 18,521 | 69% |
| Unknown | 364,702 | 22% | 3,786 | 5% | 1,893 | 7% |
| Total | 1,695,300 | | 72,454 | | 26,685 | |

| Race and ethnicity | Cases | | Hospitalizations | | Deaths | |
|--------------------|------------------|-----|------------------|-----|---------------|-----|
| White | 931,798 | 55% | 46,863 | 65% | 19,314 | 72% |
| Hispanic | 355,086 | 21% | 13,211 | 18% | 4,943 | 19% |
| Non-Hispanic | 504,418 | 30% | 32,101 | 44% | 13,445 | 50% |
| Unknown | 72,294 | 4% | 1,551 | 2% | 926 | 3% |
| Black | 222,357 | 13% | 15,121 | 21% | 4,338 | 16% |
| Hispanic | 12,742 | 1% | 625 | 1% | 171 | 1% |
| Non-Hispanic | 190,031 | 11% | 14,154 | 20% | 4,002 | 15% |
| Unknown | 19,584 | 1% | 342 | 0% | 165 | 1% |
| Other race | 247,418 | 15% | 8,248 | 11% | 2,157 | 8% |
| Hispanic | 125,006 | 7% | 4,401 | 6% | 994 | 4% |
| Non-Hispanic | 84,058 | 5% | 3,459 | 5% | 975 | 4% |
| Unknown | 38,354 | 2% | 388 | 1% | 188 | 1% |
| Unknown race | 293,727 | 17% | 2,222 | 3% | 876 | 3% |
| Hispanic | 41,002 | 2% | 469 | 1% | 163 | 1% |
| Non-Hispanic | 18,255 | 1% | 248 | 0% | 99 | 0% |
| Unknown | 234,470 | 14% | 1,505 | 2% | 614 | 2% |
| Total | 1,695,300 | | 72,454 | | 26,685 | |

Hospitalization counts include anyone who was hospitalized at some point during their illness. It does not reflect the number of people currently hospitalized. **Other race** includes any person with a race of American Indian/Alaskan native, Asian, native Hawaiian/Pacific Islander, or other.

COVID-19: deaths in Florida residents and staff of long-term care facilities

Data through Jan 31, 2021 verified as of Feb 1, 2021 at 09:25 AM

Data in this report are provisional and subject to change.

For current cases in residents or staff of long-term care facilities, please visit: <https://floridahealthcovid19.gov/>

| County | Deaths | | County | Deaths | | County | Deaths | |
|--------------|--------|-----------------|--------------|--------|----------------|------------|--------|----------------|
| Dade | 950 | <div></div> 10% | Martin | 138 | <div></div> 1% | Gilchrist | 17 | <div></div> 0% |
| Palm Beach | 920 | <div></div> 10% | Hernando | 130 | <div></div> 1% | Calhoun | 14 | <div></div> 0% |
| Pinellas | 790 | <div></div> 8% | Osceola | 122 | <div></div> 1% | Gadsden | 13 | <div></div> 0% |
| Broward | 568 | <div></div> 6% | Charlotte | 116 | <div></div> 1% | Washington | 13 | <div></div> 0% |
| Hillsborough | 491 | <div></div> 5% | Indian River | 102 | <div></div> 1% | Gulf | 12 | <div></div> 0% |
| Polk | 387 | <div></div> 4% | Clay | 95 | <div></div> 1% | Wakulla | 12 | <div></div> 0% |
| Brevard | 343 | <div></div> 4% | Jackson | 82 | <div></div> 1% | Bradford | 11 | <div></div> 0% |
| Sarasota | 328 | <div></div> 3% | Leon | 79 | <div></div> 1% | Baker | 10 | <div></div> 0% |
| Orange | 325 | <div></div> 3% | Bay | 75 | <div></div> 1% | Holmes | 10 | <div></div> 0% |
| Duval | 321 | <div></div> 3% | St. Johns | 75 | <div></div> 1% | Jefferson | 10 | <div></div> 0% |
| Lee | 316 | <div></div> 3% | Highlands | 69 | <div></div> 1% | Lafayette | 8 | <div></div> 0% |
| Volusia | 237 | <div></div> 2% | Santa Rosa | 66 | <div></div> 1% | Desoto | 7 | <div></div> 0% |
| Escambia | 227 | <div></div> 2% | Suwannee | 56 | <div></div> 1% | Flagler | 5 | <div></div> 0% |
| St. Lucie | 219 | <div></div> 2% | Alachua | 54 | <div></div> 1% | Franklin | 5 | <div></div> 0% |
| Marion | 215 | <div></div> 2% | Columbia | 46 | <div></div> 0% | Levy | 4 | <div></div> 0% |
| Seminole | 205 | <div></div> 2% | Sumter | 38 | <div></div> 0% | Monroe | 3 | <div></div> 0% |
| Pasco | 194 | <div></div> 2% | Nassau | 32 | <div></div> 0% | Taylor | 3 | <div></div> 0% |
| Collier | 170 | <div></div> 2% | Putnam | 28 | <div></div> 0% | Hardee | 2 | <div></div> 0% |
| Manatee | 170 | <div></div> 2% | Walton | 24 | <div></div> 0% | Dixie | 1 | <div></div> 0% |
| Lake | 160 | <div></div> 2% | Okeechobee | 21 | <div></div> 0% | Liberty | 1 | <div></div> 0% |
| Citrus | 155 | <div></div> 2% | Hendry | 20 | <div></div> 0% | | | |
| Okaloosa | 142 | <div></div> 1% | Madison | 19 | <div></div> 0% | Total | 9,481 | |

Note: cases are summarized by the county of usual residence. Residents and staff may be cases associated with facilities that are not in their county of usual residence, resulting in cases being included below for counties that do not have facilities with known cases.

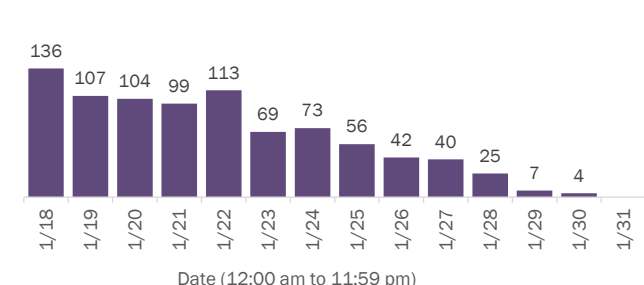
COVID-19: cases in Florida residents who have died

Data through Jan 31, 2021 verified as of Feb 1, 2021 at 09:25 AM

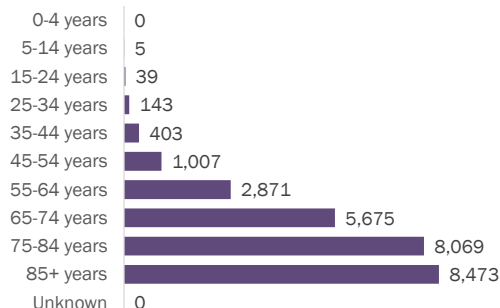
Data in this report are provisional and subject to change.

Demographics for all identified COVID-19 deaths: 26,685

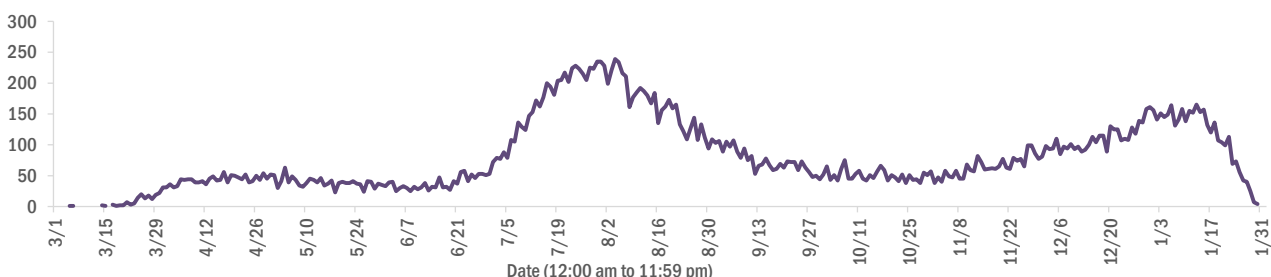
Deaths by date of death for the past 2 weeks



Deaths by age group



Deaths by date of death since March 2020



| Age group | Deaths | Cases | Case fatality rate | Mortality rate per 100,000 population |
|--------------|---------------|------------------|--------------------|---------------------------------------|
| 0-4 years | 0 | 32,470 | 0.0% | 0.0 |
| 5-14 years | 5 | 98,905 | 0.0% | 0.2 |
| 15-24 years | 39 | 260,705 | 0.0% | 1.6 |
| 25-34 years | 143 | 297,363 | 0.0% | 5.0 |
| 35-44 years | 403 | 262,852 | 0.2% | 15.5 |
| 45-54 years | 1,007 | 259,045 | 0.4% | 36.1 |
| 55-64 years | 2,871 | 223,231 | 1.3% | 99.3 |
| 65-74 years | 5,675 | 142,106 | 4.0% | 233.9 |
| 75-84 years | 8,069 | 79,300 | 10.2% | 574.6 |
| 85+ years | 8,473 | 38,098 | 22.2% | 1467.1 |
| Unknown | 0 | 1,225 | 0.0% | |
| Total | 26,685 | 1,695,300 | 1.6% | 123.5 |

| Race | Deaths | Cases | Case fatality rate | Mortality rate per 100,000 population |
|--------------|---------------|------------------|--------------------|---------------------------------------|
| White | 19,314 | 931,798 | 2.1% | 115.7 |
| Black | 4,338 | 222,357 | 2.0% | 118.6 |
| Other | 2,157 | 247,418 | 0.9% | 173.3 |
| Unknown | 876 | 293,727 | 0.3% | |
| Total | 26,685 | 1,695,300 | 1.6% | 123.5 |

| Gender | Deaths | Cases | Case fatality rate | Mortality rate per 100,000 population |
|--------------|---------------|------------------|--------------------|---------------------------------------|
| Female | 11,734 | 885,563 | 1.3% | 106.3 |
| Male | 14,951 | 797,013 | 1.9% | 141.6 |
| Unknown | 0 | 12,724 | 0.0% | |
| Total | 26,685 | 1,695,300 | 1.6% | 123.5 |

| Ethnicity | Deaths | Cases | Case fatality rate | Mortality rate per 100,000 population |
|--------------|---------------|------------------|--------------------|---------------------------------------|
| Hispanic | 6,271 | 533,836 | 1.2% | 110.4 |
| Non-Hispanic | 18,521 | 796,762 | 2.3% | 116.3 |
| Unknown | 1,893 | 364,702 | 0.5% | |
| Total | 26,685 | 1,695,300 | 1.6% | 123.5 |

COVID-19: characteristics of 1,695,300 cases

Data through Jan 31, 2021 verified as of Feb 1, 2021 at 09:25 AM

Data in this report are provisional and subject to change.

Tables below include cases in Florida residents and non-Florida residents.

All 67 Florida counties have cases:

| County | FL resident cases | | Non-FL resident cases | Total cases | FL resident deaths | FL death rate |
|--------------|-------------------|----------------------------|-----------------------|-------------|--------------------|---------------|
| Dade | 368,786 | <div><div></div></div> 22% | 4,637 | 373,423 | 4,905 | 1.3% |
| Broward | 171,581 | <div><div></div></div> 10% | 2,071 | 173,652 | 2,115 | 1.2% |
| Palm Beach | 105,801 | <div><div></div></div> 6% | 1,818 | 107,619 | 2,167 | 2.0% |
| Orange | 102,326 | <div><div></div></div> 6% | 1,323 | 103,649 | 958 | 0.9% |
| Hillsborough | 100,134 | <div><div></div></div> 6% | 856 | 100,990 | 1,319 | 1.3% |
| Duval | 80,870 | <div><div></div></div> 5% | 1,346 | 82,216 | 927 | 1.1% |
| Pinellas | 58,251 | <div><div></div></div> 3% | 1,465 | 59,716 | 1,304 | 2.2% |
| Lee | 51,128 | <div><div></div></div> 3% | 1,692 | 52,820 | 794 | 1.6% |
| Polk | 50,355 | <div><div></div></div> 3% | 347 | 50,702 | 967 | 1.9% |
| Osceola | 33,177 | <div><div></div></div> 2% | 545 | 33,722 | 381 | 1.1% |
| Volusia | 30,630 | <div><div></div></div> 2% | 495 | 31,125 | 535 | 1.7% |
| Escambia | 27,798 | <div><div></div></div> 2% | 3,231 | 31,029 | 528 | 1.9% |
| Pasco | 29,432 | <div><div></div></div> 2% | 261 | 29,693 | 556 | 1.9% |
| Brevard | 29,039 | <div><div></div></div> 2% | 479 | 29,518 | 655 | 2.3% |
| Manatee | 28,175 | <div><div></div></div> 2% | 527 | 28,702 | 499 | 1.8% |
| Collier | 26,940 | <div><div></div></div> 2% | 927 | 27,867 | 404 | 1.5% |
| Leon | 25,724 | <div><div></div></div> 2% | 819 | 26,543 | 235 | 0.9% |
| Sarasota | 23,713 | <div><div></div></div> 1% | 1,120 | 24,833 | 624 | 2.6% |
| Marion | 24,474 | <div><div></div></div> 1% | 103 | 24,577 | 601 | 2.5% |
| Seminole | 24,049 | <div><div></div></div> 1% | 178 | 24,227 | 378 | 1.6% |
| Lake | 21,563 | <div><div></div></div> 1% | 301 | 21,864 | 435 | 2.0% |
| Alachua | 20,454 | <div><div></div></div> 1% | 238 | 20,692 | 174 | 0.9% |
| St. Lucie | 19,489 | <div><div></div></div> 1% | 128 | 19,617 | 488 | 2.5% |
| St. Johns | 18,140 | <div><div></div></div> 1% | 257 | 18,397 | 167 | 0.9% |
| Okaloosa | 16,548 | <div><div></div></div> 1% | 182 | 16,730 | 286 | 1.7% |
| Bay | 16,028 | <div><div></div></div> 1% | 645 | 16,673 | 290 | 1.8% |
| Santa Rosa | 15,315 | <div><div></div></div> 1% | 198 | 15,513 | 215 | 1.4% |
| Clay | 15,393 | <div><div></div></div> 1% | 36 | 15,429 | 244 | 1.6% |
| Hernando | 9,891 | <div><div></div></div> 1% | 80 | 9,971 | 342 | 3.5% |
| Indian River | 9,760 | <div><div></div></div> 1% | 82 | 9,842 | 227 | 2.3% |
| Charlotte | 9,599 | <div><div></div></div> 1% | 146 | 9,745 | 303 | 3.2% |
| Martin | 9,476 | <div><div></div></div> 1% | 174 | 9,650 | 239 | 2.5% |
| Citrus | 8,635 | <div><div></div></div> 1% | 61 | 8,696 | 344 | 4.0% |
| Columbia | 7,210 | <div><div></div></div> 0% | 32 | 7,242 | 143 | 2.0% |
| Sumter | 7,045 | <div><div></div></div> 0% | 74 | 7,119 | 186 | 2.6% |

| County | FL resident cases | | Non-FL resident cases | Total cases | FL resident deaths | FL death rate |
|------------|-------------------|---------------------------|-----------------------|-------------|--------------------|---------------|
| Nassau | 6,616 | <div><div></div></div> 0% | 396 | 7,012 | 94 | 1.4% |
| Highlands | 6,437 | <div><div></div></div> 0% | 67 | 6,504 | 263 | 4.1% |
| Walton | 5,688 | <div><div></div></div> 0% | 611 | 6,299 | 68 | 1.2% |
| Jackson | 5,606 | <div><div></div></div> 0% | 63 | 5,669 | 133 | 2.4% |
| Putnam | 5,471 | <div><div></div></div> 0% | 15 | 5,486 | 103 | 1.9% |
| Monroe | 5,090 | <div><div></div></div> 0% | 282 | 5,372 | 40 | 0.8% |
| Flagler | 5,247 | <div><div></div></div> 0% | 65 | 5,312 | 70 | 1.3% |
| Gadsden | 5,085 | <div><div></div></div> 0% | 15 | 5,100 | 70 | 1.4% |
| Suwannee | 4,821 | <div><div></div></div> 0% | 26 | 4,847 | 118 | 2.4% |
| Hendry | 4,036 | <div><div></div></div> 0% | 18 | 4,054 | 57 | 1.4% |
| Desoto | 3,359 | <div><div></div></div> 0% | 17 | 3,376 | 67 | 2.0% |
| Unknown | 256 | <div><div></div></div> 0% | 3,082 | 3,338 | 0 | 0.0% |
| Okeechobee | 3,248 | <div><div></div></div> 0% | 35 | 3,283 | 64 | 2.0% |
| Baker | 3,033 | <div><div></div></div> 0% | 14 | 3,047 | 48 | 1.6% |
| Wakulla | 2,952 | <div><div></div></div> 0% | 10 | 2,962 | 41 | 1.4% |
| Bradford | 2,651 | <div><div></div></div> 0% | 10 | 2,661 | 40 | 1.5% |
| Hardee | 2,574 | <div><div></div></div> 0% | 13 | 2,587 | 23 | 0.9% |
| Levy | 2,549 | <div><div></div></div> 0% | 9 | 2,558 | 24 | 0.9% |
| Taylor | 2,490 | <div><div></div></div> 0% | 6 | 2,496 | 35 | 1.4% |
| Washington | 2,447 | <div><div></div></div> 0% | 21 | 2,468 | 35 | 1.4% |
| Holmes | 2,053 | <div><div></div></div> 0% | 31 | 2,084 | 42 | 2.0% |
| Madison | 1,810 | <div><div></div></div> 0% | 26 | 1,836 | 37 | 2.0% |
| Gulf | 1,679 | <div><div></div></div> 0% | 22 | 1,701 | 32 | 1.9% |
| Union | 1,664 | <div><div></div></div> 0% | 1 | 1,665 | 70 | 4.2% |
| Calhoun | 1,530 | <div><div></div></div> 0% | 2 | 1,532 | 36 | 2.4% |
| Lafayette | 1,532 | <div><div></div></div> 0% | 0 | 1,532 | 23 | 1.5% |
| Hamilton | 1,486 | <div><div></div></div> 0% | 16 | 1,502 | 17 | 1.1% |
| Dixie | 1,392 | <div><div></div></div> 0% | 3 | 1,395 | 13 | 0.9% |
| Jefferson | 1,275 | <div><div></div></div> 0% | 22 | 1,297 | 22 | 1.7% |
| Franklin | 1,211 | <div><div></div></div> 0% | 29 | 1,240 | 10 | 0.8% |
| Gilchrist | 1,222 | <div><div></div></div> 0% | 3 | 1,225 | 28 | 2.3% |
| Liberty | 993 | <div><div></div></div> 0% | 1 | 994 | 14 | 1.4% |
| Glades | 868 | <div><div></div></div> 0% | 2 | 870 | 13 | 1.5% |
| Total | 1,695,300 | | 31,807 | 1,727,107 | 26,685 | 1.6% |

COVID-19: characteristics of 1,695,300 Florida resident cases

Data through Jan 31, 2021 verified as of Feb 1, 2021 at 09:25 AM

Data in this report are provisional and subject to change.

The table below includes the cities and counties of residence for cases in Florida residents based on the patient's ZIP Code. Note that city is not always received as part of the initial notification and may be missing while the case is being investigated.

| City and county | Cases |
|-----------------------------|---------|
| Miami, Dade | 214,145 |
| Orlando, Orange | 76,130 |
| Jacksonville, Duval | 75,943 |
| Tampa, Hillsborough | 58,825 |
| Hialeah, Dade | 52,200 |
| Fort Lauderdale, Broward | 37,304 |
| Hollywood, Broward | 33,034 |
| West Palm Beach, Palm Beach | 25,991 |
| Kissimmee, Osceola | 25,714 |
| Tallahassee, Leon | 24,786 |
| Pensacola, Escambia | 23,032 |
| Naples, Collier | 22,645 |
| Homestead, Dade | 21,949 |
| Saint Petersburg, Pinellas | 21,665 |
| Fort Myers, Lee | 20,354 |
| Bradenton, Manatee | 18,512 |
| Ocala, Marion | 18,224 |
| Boca Raton, Palm Beach | 17,905 |
| Lakeland, Polk | 17,686 |
| Pompano Beach, Broward | 16,937 |
| Gainesville, Alachua | 16,326 |
| Sarasota, Sarasota | 14,623 |
| Lake Worth, Palm Beach | 12,961 |
| Port Saint Lucie, St. Lucie | 12,827 |
| Cape Coral, Lee | 12,790 |
| Clearwater, Pinellas | 11,477 |
| Miami Beach, Dade | 11,302 |
| Miramar, Broward | 11,199 |
| Boynton Beach, Palm Beach | 10,250 |
| Panama City, Bay | 10,196 |
| Doral, Dade | 9,895 |
| Saint Augustine, St. Johns | 9,789 |
| Coral Springs, Broward | 9,646 |
| Miami Gardens, Dade | 9,573 |
| Melbourne, Brevard | 8,640 |
| Winter Haven, Polk | 8,382 |
| Lehigh Acres, Lee | 8,060 |
| Delray Beach, Palm Beach | 8,022 |
| Riverview, Hillsborough | 7,613 |
| Vero Beach, Indian River | 7,492 |
| Milton, Santa Rosa | 7,478 |
| Davie, Broward | 7,376 |
| New Port Richey, Pasco | 6,815 |
| Sunrise, Broward | 6,709 |
| Lake City, Columbia | 6,617 |
| Palm Bay, Brevard | 6,590 |
| Fort Pierce, St. Lucie | 6,551 |
| Saint Cloud, Osceola | 6,478 |
| Daytona Beach, Volusia | 6,420 |
| Coral Gables, Dade | 6,391 |
| Largo, Pinellas | 6,389 |
| Orange Park, Clay | 6,337 |
| Apopka, Orange | 6,106 |
| Spring Hill, Hernando | 5,929 |
| Plantation, Broward | 5,801 |
| Clermont, Lake | 5,760 |
| Brandon, Hillsborough | 5,744 |
| North Miami Beach, Dade | 5,691 |

COVID-19: characteristics of 1,695,300 Florida resident cases

Data through Jan 31, 2021 verified as of Feb 1, 2021 at 09:25 AM

Data in this report are provisional and subject to change.

The table below includes the cities and counties of residence for cases in Florida residents based on the patient's ZIP Code. Note that city is not always received as part of the initial notification and may be missing while the case is being investigated.

| City and county | Cases |
|--------------------------------|-------|
| Davenport, Polk | 5,578 |
| Plant City, Hillsborough | 5,410 |
| Weston, Broward | 5,393 |
| Sanford, Seminole | 5,298 |
| Jupiter, Palm Beach | 5,244 |
| Deltona, Volusia | 5,223 |
| Deerfield Beach, Broward | 4,993 |
| Winter Garden, Orange | 4,976 |
| Port Charlotte, Charlotte | 4,756 |
| Fort Walton Beach, Okaloosa | 4,688 |
| Tamarac, Broward | 4,594 |
| Stuart, Martin | 4,510 |
| Palm Coast, Flagler | 4,441 |
| Crestview, Okaloosa | 4,340 |
| Wesley Chapel, Pasco | 4,256 |
| Land O Lakes, Pasco | 4,247 |
| Deland, Volusia | 4,159 |
| Palm Beach Gardens, Palm Beach | 4,125 |
| Coconut Creek, Broward | 4,122 |
| Miami Lakes, Dade | 4,111 |
| Palmetto, Manatee | 4,096 |
| Winter Park, Orange | 4,069 |
| Margate, Broward | 3,995 |
| Palm Harbor, Pinellas | 3,990 |
| Wellington, Palm Beach | 3,900 |
| Oviedo, Seminole | 3,892 |
| Live Oak, Suwannee | 3,788 |
| Opa Locka, Dade | 3,786 |
| Middleburg, Clay | 3,717 |
| Altamonte Springs, Seminole | 3,702 |
| Port Orange, Volusia | 3,625 |
| Venice, Sarasota | 3,610 |
| Lutz, Hillsborough | 3,591 |
| North Port, Sarasota | 3,543 |
| Haines City, Polk | 3,541 |
| Punta Gorda, Charlotte | 3,467 |
| Sebring, Highlands | 3,452 |
| Brooksville, Hernando | 3,448 |
| Leesburg, Lake | 3,440 |
| Ocoee, Orange | 3,440 |
| Hallandale, Broward | 3,418 |
| Valrico, Hillsborough | 3,402 |
| Saint Johns, St. Johns | 3,310 |
| The Villages, Sumter | 3,295 |
| Arcadia, Desoto | 3,267 |
| Okeechobee, Okeechobee | 3,237 |
| Pembroke Pines, Broward | 3,214 |
| Bonita Springs, Lee | 3,203 |
| Ormond Beach, Volusia | 3,181 |
| Seminole, Pinellas | 3,163 |
| Navarre, Santa Rosa | 3,104 |
| Immokalee, Collier | 3,097 |
| Zephyrhills, Pasco | 3,073 |
| Windermere, Orange | 2,955 |
| Longwood, Seminole | 2,941 |
| Gulf Breeze, Santa Rosa | 2,891 |
| Pinellas Park, Pinellas | 2,885 |
| North Lauderdale, Broward | 2,815 |
| Cantonment, Escambia | 2,812 |

COVID-19: characteristics of 1,695,300 Florida resident cases

Data through Jan 31, 2021 verified as of Feb 1, 2021 at 09:25 AM

Data in this report are provisional and subject to change.

The table below includes the cities and counties of residence for cases in Florida residents based on the patient's ZIP Code. Note that city is not always received as part of the initial notification and may be missing while the case is being investigated.

| City and county | Cases |
|------------------------------|-------|
| Ruskin, Hillsborough | 2,792 |
| Cutler Ridge, Dade | 2,750 |
| North Miami, Dade | 2,749 |
| Niceville, Okaloosa | 2,748 |
| Jacksonville Beach, Duval | 2,704 |
| Quincy, Gadsden | 2,696 |
| Cocoa, Brevard | 2,666 |
| Crawfordville, Wakulla | 2,655 |
| Key West, Monroe | 2,653 |
| Lake Worth Beach, Palm Beach | 2,627 |
| Panama City Beach, Bay | 2,610 |
| Palatka, Putnam | 2,549 |
| Casselberry, Seminole | 2,484 |
| Hudson, Pasco | 2,472 |
| Bartow, Polk | 2,469 |
| Dade City, Pasco | 2,448 |
| Green Cove Springs, Clay | 2,411 |
| Fernandina Beach, Nassau | 2,384 |
| North Fort Myers, Lee | 2,372 |
| Port Richey, Pasco | 2,369 |
| Perry, Taylor | 2,349 |
| Oakland Park, Broward | 2,294 |
| Ponte Vedra Beach, St. Johns | 2,287 |
| Lake Mary, Seminole | 2,256 |
| Marianna, Jackson | 2,252 |
| Auburndale, Polk | 2,244 |
| Kissimmee, Polk | 2,206 |
| Winter Springs, Seminole | 2,201 |
| New Smyrna Beach, Volusia | 2,173 |
| Aventura, Dade | 2,158 |
| Titusville, Brevard | 2,146 |
| Lynn Haven, Bay | 2,141 |
| Clewiston, Hendry | 2,123 |
| Lake Wales, Polk | 2,107 |
| Tarpon Springs, Pinellas | 2,105 |
| Merritt Island, Brevard | 2,076 |
| Inverness, Citrus | 2,068 |
| Fleming Island, Clay | 2,010 |
| Belle Glade, Palm Beach | 1,972 |
| Eustis, Lake | 1,965 |
| Royal Palm Beach, Palm Beach | 1,964 |
| Santa Rosa Beach, Walton | 1,924 |
| Chipley, Washington | 1,912 |
| Wimauma, Hillsborough | 1,907 |
| Esteros, Lee | 1,898 |
| Defuniak Springs, Walton | 1,887 |
| Parkland, Broward | 1,868 |
| Cooper City, Broward | 1,863 |
| Dunedin, Pinellas | 1,857 |
| Loxahatchee, Palm Beach | 1,836 |
| Labelle, Hendry | 1,797 |
| Starke, Bradford | 1,781 |
| Key Biscayne, Dade | 1,776 |
| Holiday, Pasco | 1,774 |
| Sarasota, Manatee | 1,742 |
| Destin, Okaloosa | 1,720 |
| Rockledge, Brevard | 1,704 |
| Mount Dora, Lake | 1,694 |
| Odessa, Hillsborough | 1,674 |

COVID-19: characteristics of 1,695,300 Florida resident cases

Data through Jan 31, 2021 verified as of Feb 1, 2021 at 09:25 AM

Data in this report are provisional and subject to change.

The table below includes the cities and counties of residence for cases in Florida residents based on the patient's ZIP Code. Note that city is not always received as part of the initial notification and may be missing while the case is being investigated.

| City and county | Cases |
|-------------------------------|-------|
| Avon Park, Highlands | 1,674 |
| Parrish, Manatee | 1,672 |
| Mulberry, Polk | 1,664 |
| Palm City, Martin | 1,643 |
| Tavares, Lake | 1,585 |
| Seffner, Hillsborough | 1,570 |
| Riviera Beach, Palm Beach | 1,555 |
| Yulee, Nassau | 1,554 |
| Summerfield, Marion | 1,537 |
| Mayo, Lafayette | 1,508 |
| Wauchula, Hardee | 1,506 |
| Coconut Grove, Dade | 1,484 |
| Bonifay, Holmes | 1,480 |
| Macclenny, Baker | 1,459 |
| Crossings, Dade | 1,459 |
| Groveland, Lake | 1,457 |
| Carol City, Dade | 1,435 |
| Pinecrest, Dade | 1,420 |
| Maitland, Orange | 1,419 |
| Missing, Dade | 1,404 |
| Callahan, Nassau | 1,394 |
| Orange City, Volusia | 1,390 |
| Ponte Vedra, St. Johns | 1,380 |
| Sebastian, Indian River | 1,360 |
| Lithia, Hillsborough | 1,358 |
| Crystal River, Citrus | 1,327 |
| Lake Butler, Union | 1,283 |
| Homosassa, Citrus | 1,283 |
| Lady Lake, Lake | 1,279 |
| Pace, Santa Rosa | 1,238 |
| Biscayne Park, Dade | 1,230 |
| Dania, Broward | 1,227 |
| Atlantic Beach, Duval | 1,224 |
| Madison, Madison | 1,212 |
| Palmetto Bay, Dade | 1,212 |
| Sun City Center, Hillsborough | 1,205 |
| Lake Placid, Highlands | 1,203 |
| Gibsonton, Hillsborough | 1,195 |
| Indiantown, Martin | 1,185 |
| Florida City, Dade | 1,181 |
| Monticello, Jefferson | 1,173 |
| Graceville, Jackson | 1,165 |
| Dover, Hillsborough | 1,145 |
| Oldsmar, Pinellas | 1,135 |
| Alachua, Alachua | 1,129 |
| Hobe Sound, Martin | 1,126 |
| Century, Escambia | 1,118 |
| Apollo Beach, Hillsborough | 1,111 |
| Palm Springs, Palm Beach | 1,095 |
| Edgewater, Volusia | 1,090 |
| Dunnellon, Marion | 1,078 |
| Debary, Volusia | 1,044 |
| Bellevue, Marion | 1,043 |
| Newberry, Alachua | 1,019 |
| North Palm Beach, Palm Beach | 1,016 |
| El Portal, Dade | 1,011 |
| Lantana, Palm Beach | 1,011 |
| Havana, Gadsden | 1,003 |
| Lecanto, Citrus | 998 |

COVID-19: characteristics of 1,695,300 Florida resident cases

Data through Jan 31, 2021 verified as of Feb 1, 2021 at 09:25 AM

Data in this report are provisional and subject to change.

The table below includes the cities and counties of residence for cases in Florida residents based on the patient's ZIP Code. Note that city is not always received as part of the initial notification and may be missing while the case is being investigated.

| City and county | Cases |
|--------------------------------|-------|
| Hilliard, Nassau | 993 |
| South Miami, Dade | 989 |
| Jasper, Hamilton | 983 |
| Blountstown, Calhoun | 972 |
| Williston, Levy | 953 |
| Jensen Beach, Martin | 909 |
| Safety Harbor, Pinellas | 904 |
| Freeport, Walton | 903 |
| Beverly Hills, Citrus | 903 |
| Sanderson, Baker | 893 |
| Satellite Beach, Brevard | 890 |
| Everglades National Park, Dade | 886 |
| Ellenton, Manatee | 882 |
| Keystone Heights, Clay | 873 |
| Wewahitchka, Gulf | 867 |
| Trenton, Gilchrist | 861 |
| Wildwood, Sumter | 851 |
| Nokomis, Sarasota | 836 |
| Lauderhill, Broward | 833 |
| Fellsmere, Indian River | 830 |
| Coleman, Sumter | 815 |
| Mary Esther, Okaloosa | 815 |
| Moore Haven, Glades | 814 |
| Englewood, Charlotte | 806 |
| Frostproof, Polk | 805 |
| Hernando, Citrus | 804 |
| Fisher Island, Dade | 797 |
| Wilton Manors, Broward | 797 |
| Port Saint Joe, Gulf | 785 |
| Bushnell, Sumter | 780 |
| Dunnellon, Citrus | 780 |
| Bristol, Liberty | 774 |
| Cross City, Dixie | 767 |
| Polk City, Polk | 767 |
| Key Largo, Monroe | 763 |
| Medley, Dade | 755 |
| Shalimar, Okaloosa | 731 |
| South Bay, Palm Beach | 713 |
| Pahokee, Palm Beach | 712 |
| Lauderdale Lakes, Broward | 709 |
| Uleta, Dade | 704 |
| Olympia Heights, Dade | 703 |
| Marco Island, Collier | 698 |
| Chattahoochee, Gadsden | 681 |
| Coral, Dade | 679 |
| Glen Saint Mary, Baker | 678 |
| Fort Meade, Polk | 661 |
| Cocoa Beach, Brevard | 657 |
| High Springs, Alachua | 656 |
| Englewood, Sarasota | 654 |
| Crescent City, Putnam | 652 |
| Interlachen, Putnam | 639 |
| Lawtey, Bradford | 632 |
| Indialantic, Brevard | 627 |
| Sorrento, Lake | 625 |
| Chiefland, Levy | 625 |
| Minneola, Lake | 624 |
| Thonotosassa, Hillsborough | 620 |
| Spring Hill, Pasco | 617 |

COVID-19: characteristics of 1,695,300 Florida resident cases

Data through Jan 31, 2021 verified as of Feb 1, 2021 at 09:25 AM

Data in this report are provisional and subject to change.

The table below includes the cities and counties of residence for cases in Florida residents based on the patient's ZIP Code. Note that city is not always received as part of the initial notification and may be missing while the case is being investigated.

| City and county | Cases |
|--------------------------------|-------|
| Miramar Beach, Walton | 614 |
| Bowling Green, Hardee | 606 |
| Marathon, Monroe | 605 |
| Trinity, Pasco | 600 |
| Jacksonville, St. Johns | 592 |
| Fruitland Park, Lake | 584 |
| Neptune Beach, Duval | 579 |
| Lake Alfred, Polk | 576 |
| Southwest Ranches, Broward | 575 |
| Old Town, Dixie | 575 |
| Fort Myers Beach, Lee | 565 |
| Fort White, Columbia | 542 |
| West Melbourne, Brevard | 533 |
| Sneads, Jackson | 520 |
| Umatilla, Lake | 520 |
| Carrabelle, Franklin | 516 |
| Baker, Okaloosa | 509 |
| Belle Isle, Orange | 508 |
| Bronson, Levy | 507 |
| Clearwater Beach, Pinellas | 493 |
| Jay, Santa Rosa | 485 |
| South Daytona, Volusia | 484 |
| Sweetwater, Dade | 469 |
| Palm Beach, Palm Beach | 463 |
| Gulfport, Pinellas | 460 |
| Weeki Wachee, Hernando | 458 |
| Silver Springs, Marion | 453 |
| Cottondale, Jackson | 453 |
| Hawthorne, Alachua | 446 |
| Mascotte, Lake | 440 |
| Molino, Escambia | 429 |
| Midway, Gadsden | 428 |
| East Palatka, Putnam | 424 |
| Oakland, Orange | 422 |
| Citra, Marion | 420 |
| Bunnell, Flagler | 419 |
| Florida State University, Leon | 417 |
| Zolfo Springs, Hardee | 413 |
| Rotunda West, Charlotte | 412 |
| Oxford, Sumter | 409 |
| Altha, Calhoun | 398 |
| Surfside, Dade | 398 |
| Centerville, Leon | 393 |
| Myakka City, Manatee | 392 |
| Apalachicola, Franklin | 392 |
| Melbourne Beach, Brevard | 388 |
| Youngstown, Bay | 383 |
| Cape Canaveral, Brevard | 373 |
| Tavernier, Monroe | 373 |
| Branford, Suwannee | 370 |
| Ocklawaha, Marion | 369 |
| Celebration, Osceola | 367 |
| Flagler Beach, Flagler | 364 |
| Alva, Lee | 356 |
| Indian Harbour Beach, Brevard | 354 |
| Raiford, Union | 351 |
| Mims, Brevard | 350 |
| Archer, Alachua | 342 |
| Hastings, St. Johns | 342 |

COVID-19: characteristics of 1,695,300 Florida resident cases

Data through Jan 31, 2021 verified as of Feb 1, 2021 at 09:25 AM

Data in this report are provisional and subject to change.

The table below includes the cities and counties of residence for cases in Florida residents based on the patient's ZIP Code. Note that city is not always received as part of the initial notification and may be missing while the case is being investigated.

| City and county | Cases |
|------------------------------|-------|
| Bal Harbour, Dade | 340 |
| Haverhill, Palm Beach | 333 |
| Dundee, Polk | 333 |
| Bell, Gilchrist | 330 |
| Osprey, Sarasota | 325 |
| De Leon Springs, Volusia | 322 |
| Grand Ridge, Jackson | 315 |
| Eagle Lake, Polk | 312 |
| Webster, Sumter | 312 |
| Pierson, Volusia | 311 |
| Malone, Jackson | 306 |
| Greenville, Madison | 303 |
| West Miami, Dade | 302 |
| Holly Hill, Volusia | 300 |
| Jennings, Hamilton | 296 |
| Floral City, Citrus | 294 |
| Lake Park, Palm Beach | 293 |
| Ave Maria, Collier | 288 |
| Eastpoint, Franklin | 286 |
| Vernon, Washington | 286 |
| Grand Island, Lake | 285 |
| Tequesta, Palm Beach | 284 |
| Lehigh, Lee | 282 |
| Satsuma, Putnam | 281 |
| Westville, Holmes | 279 |
| Chuluota, Seminole | 278 |
| Gotha, Orange | 276 |
| Montverde, Lake | 272 |
| Elkton, St. Johns | 268 |
| Melrose, Putnam | 267 |
| Indian Rocks Beach, Pinellas | 262 |
| Reddick, Marion | 262 |
| Greenwood, Jackson | 260 |
| Bryceville, Nassau | 257 |
| Alafaya, Orange | 251 |
| Kenneth City, Pinellas | 248 |
| Malabar, Brevard | 247 |
| Valparaiso, Okaloosa | 245 |
| Sebastian, Brevard | 244 |
| San Antonio, Pasco | 242 |
| Laurel Hill, Okaloosa | 241 |
| Ponce De Leon, Holmes | 241 |
| O Brien, Suwannee | 239 |
| Winter Park, Seminole | 239 |
| Belleair, Pinellas | 230 |
| South Pasadena, Pinellas | 228 |
| Lake Panasoffkee, Sumter | 225 |
| Fort McCoy, Marion | 225 |
| Anthony, Marion | 221 |
| Edgewood, Orange | 220 |
| Gretna, Gadsden | 212 |
| Morrison, Levy | 209 |
| Geneva, Seminole | 209 |
| Sanibel, Lee | 208 |
| Southport, Bay | 207 |
| White Springs, Hamilton | 206 |
| Hosford, Liberty | 204 |
| Inlet Beach, Walton | 202 |
| Lee, Madison | 200 |

COVID-19: characteristics of 1,695,300 Florida resident cases

Data through Jan 31, 2021 verified as of Feb 1, 2021 at 09:25 AM

Data in this report are provisional and subject to change.

The table below includes the cities and counties of residence for cases in Florida residents based on the patient's ZIP Code. Note that city is not always received as part of the initial notification and may be missing while the case is being investigated.

| City and county | Cases |
|----------------------------------|-------|
| Kindred, Osceola | 200 |
| Wellborn, Suwannee | 198 |
| Fountain, Bay | 196 |
| Greenacres, Palm Beach | 195 |
| Bay Harbor Islands, Dade | 192 |
| Weirsdale, Marion | 187 |
| Hallandale Beach, Broward | 187 |
| Saint James City, Lee | 185 |
| Mcdavid, Escambia | 184 |
| Eglin Air Force Base, Okaloosa | 183 |
| Fern Park, Seminole | 182 |
| Longboat Key, Manatee | 181 |
| Mcalpin, Suwannee | 178 |
| Azalea Park, Orange | 178 |
| The Villages, Marion | 175 |
| Sopchoppy, Wakulla | 172 |
| Holmes Beach, Manatee | 170 |
| Juno Beach, Palm Beach | 168 |
| University Of Central Fl, Orange | 165 |
| Islamorada, Monroe | 164 |
| Lakewood Ranch, Manatee | 163 |
| Altoona, Lake | 163 |
| Howey-In-The-Hills, Lake | 162 |
| Alford, Jackson | 162 |
| Babson Park, Polk | 159 |
| Zellwood, Orange | 159 |
| Holt, Okaloosa | 159 |
| Astatula, Lake | 158 |
| Micanopy, Alachua | 157 |
| Madeira Beach, Pinellas | 154 |
| Lauderdale By The Sea, Broward | 152 |
| The Villages, Lake | 151 |
| Caryville, Washington | 150 |
| Poinciana, Polk | 150 |
| University Of Miami, Dade | 146 |
| Summerland Key, Monroe | 144 |
| Center Hill, Sumter | 143 |
| Atlantis, Palm Beach | 142 |
| Lockhart, Orange | 140 |
| Bokeelia, Lee | 140 |
| Bay Lake, Orange | 138 |
| Pomona Park, Putnam | 138 |
| Clair-Mel City, Hillsborough | 137 |
| Lake Helen, Volusia | 137 |
| Mangonia Park, Palm Beach | 137 |
| Hiawassee, Orange | 136 |
| Viera, Brevard | 135 |
| Oak Hill, Volusia | 133 |
| Rocky Point, Hillsborough | 132 |
| Odessa, Pasco | 129 |
| Ponce Inlet, Volusia | 125 |
| University Of Fl, Alachua | 125 |
| Golden Beach, Dade | 124 |
| Carrollwood, Hillsborough | 122 |
| Hollister, Putnam | 121 |
| Grant-Valkaria, Brevard | 121 |
| Hypoluxo, Palm Beach | 120 |
| Missing, Volusia | 120 |
| Osteen, Volusia | 119 |

COVID-19: characteristics of 1,695,300 Florida resident cases

Data through Jan 31, 2021 verified as of Feb 1, 2021 at 09:25 AM

Data in this report are provisional and subject to change.

The table below includes the cities and counties of residence for cases in Florida residents based on the patient's ZIP Code. Note that city is not always received as part of the initial notification and may be missing while the case is being investigated.

| City and county | Cases |
|---|-------|
| Baldwin, Duval | 119 |
| Apopka, Seminole | 118 |
| Missing, Orange | 117 |
| Matlacha, Lee | 116 |
| Clarksville, Calhoun | 114 |
| San Mateo, Putnam | 112 |
| Hampton, Bradford | 109 |
| Cloud Lake, Palm Beach | 109 |
| Cutler Bay, Dade | 109 |
| Big Pine Key, Monroe | 109 |
| Sumterville, Sumter | 109 |
| Steinhatchee, Taylor | 107 |
| Lutz, Pasco | 107 |
| Kendall, Dade | 107 |
| Citrus Springs, Citrus | 106 |
| Lake Hamilton, Polk | 105 |
| Placida, Charlotte | 104 |
| Inglis, Levy | 102 |
| Lady Lake, Sumter | 101 |
| Buena Ventura Lakes, Osceola | 99 |
| Paisley, Lake | 99 |
| South Fort Myers, Lee | 97 |
| Panacea, Wakulla | 96 |
| Seville, Volusia | 96 |
| Belleair Beach, Pinellas | 91 |
| Christmas, Orange | 91 |
| Dinsmore, Duval | 90 |
| Temple Terrace, Hillsborough | 90 |
| Waldo, Alachua | 89 |
| Harmony, Osceola | 89 |
| Hurlburt Field, Okaloosa | 89 |
| Canal Point, Palm Beach | 89 |
| Tierra Verde, Pinellas | 89 |
| Lamont, Jefferson | 88 |
| Florahome, Putnam | 88 |
| Callaway, Bay | 88 |
| Bascom, Jackson | 86 |
| Brooker, Bradford | 86 |
| Astor, Lake | 84 |
| Tyndall Air Force Base, Bay | 82 |
| University Of Central Florida, Orange | 81 |
| Barefoot Bay, Brevard | 80 |
| Maitland, Seminole | 79 |
| Fruit Cove, St. Johns | 79 |
| Lighthouse Point, Broward | 78 |
| Pinetta, Madison | 77 |
| F M, Lee | 77 |
| Lorida, Highlands | 76 |
| Cedar Key, Levy | 74 |
| University Of South Florida, Hillsborough | 74 |
| Palma Ceia, Hillsborough | 73 |
| Crystal Beach, Pinellas | 73 |
| Avon Park, Polk | 72 |
| Kathleen, Polk | 70 |
| Barry University, Dade | 70 |
| Bradenton Beach, Manatee | 70 |
| Eatonville, Orange | 69 |
| Campbellton, Jackson | 69 |
| Ocean Ridge, Palm Beach | 68 |

COVID-19: characteristics of 1,695,300 Florida resident cases

Data through Jan 31, 2021 verified as of Feb 1, 2021 at 09:25 AM

Data in this report are provisional and subject to change.

The table below includes the cities and counties of residence for cases in Florida residents based on the patient's ZIP Code. Note that city is not always received as part of the initial notification and may be missing while the case is being investigated.

| City and county | Cases |
|-----------------------------------|-------|
| Patrick Air Force Base, Brevard | 68 |
| Welaka, Putnam | 68 |
| Ochopee, Collier | 67 |
| Dania Beach, Broward | 67 |
| Fort Denaud, Hendry | 66 |
| West Park, Broward | 65 |
| Air Mail Facility, Dade | 64 |
| Saint Pete Beach, Pinellas | 63 |
| Missing, St. Johns | 63 |
| Stock Island, Monroe | 62 |
| Sunny Isles Beach, Dade | 61 |
| Yalaha, Lake | 61 |
| City Of Sunrise, Broward | 61 |
| Boca Grande, Lee | 61 |
| North Venice, Sarasota | 60 |
| Greensboro, Gadsden | 60 |
| Saint Leo, Pasco | 60 |
| Missing, Lee | 60 |
| Princeton, Dade | 58 |
| Bonita Beach, Lee | 58 |
| Florida Gulf Coast Univ, Lee | 57 |
| Georgetown, Putnam | 57 |
| Orlando, Seminole | 56 |
| Bellview, Escambia | 52 |
| Destin, Walton | 52 |
| Orlando, Dade | 51 |
| Cudjoe Key, Monroe | 51 |
| Reunion, Osceola | 51 |
| Anna Maria, Manatee | 50 |
| North Redington Beach, Pinellas | 49 |
| Mexico Beach, Bay | 48 |
| Walnut Hill, Escambia | 48 |
| Northdale, Hillsborough | 48 |
| Heathrow, Seminole | 47 |
| Treasure Island, Pinellas | 47 |
| Ona, Hardee | 47 |
| Felda, Hendry | 47 |
| Singer Island, Palm Beach | 46 |
| Missing, Santa Rosa | 46 |
| Micco, Brevard | 46 |
| Aloma, Orange | 46 |
| Lake Suzy, Desoto | 46 |
| Palm Beach Shores, Palm Beach | 45 |
| Town N Country, Hillsborough | 44 |
| Okahumpka, Lake | 43 |
| Miami Springs, Dade | 43 |
| Orlando, Osceola | 43 |
| Cinco Bayou, Okaloosa | 42 |
| Salt Springs, Marion | 42 |
| Sewalls Point, Martin | 42 |
| Highland City, Polk | 41 |
| Miromar Lakes, Lee | 41 |
| Terra Ceia, Manatee | 41 |
| Saint Johns, Duval | 40 |
| Missing, Marion | 40 |
| Enterprise, Volusia | 40 |
| University Of Tampa, Hillsborough | 40 |
| Village Of Wellington, Palm Beach | 39 |
| Manalapan, Palm Beach | 39 |

COVID-19: characteristics of 1,695,300 Florida resident cases

Data through Jan 31, 2021 verified as of Feb 1, 2021 at 09:25 AM

Data in this report are provisional and subject to change.

The table below includes the cities and counties of residence for cases in Florida residents based on the patient's ZIP Code. Note that city is not always received as part of the initial notification and may be missing while the case is being investigated.

| City and county | Cases |
|-----------------------------------|-------|
| Intercession City, Osceola | 39 |
| Duette, Manatee | 39 |
| Orlando, Broward | 38 |
| Gulf Breeze, Escambia | 37 |
| Orlando, Volusia | 37 |
| Eaton Park, Polk | 37 |
| Missing, St. Lucie | 37 |
| Missing, Duval | 37 |
| Ebro, Washington | 37 |
| Waverly, Polk | 37 |
| Ponte Vedra, Duval | 37 |
| Florence Villa, Polk | 37 |
| Miami, Unknown | 36 |
| Key Colony Beach, Monroe | 36 |
| Orlando, Polk | 35 |
| Kenansville, Osceola | 34 |
| Bayonet Point, Pasco | 34 |
| Highland Beach, Palm Beach | 34 |
| Flemington, Marion | 34 |
| Green Acres, Palm Beach | 33 |
| Naranja, Dade | 33 |
| Village Wellington, Palm Beach | 33 |
| Missing, Pasco | 32 |
| Dowling Park, Suwannee | 32 |
| Palm Shores, Brevard | 32 |
| Florida International Univ, Dade | 31 |
| Bagdad, Santa Rosa | 31 |
| Pasadena, Pinellas | 31 |
| Lacoochee, Pasco | 30 |
| Lulu, Columbia | 30 |
| Bay Pines, Pinellas | 30 |
| Hialeah Gardens, Dade | 30 |
| Homeland, Polk | 29 |
| Bonita Springs, Collier | 29 |
| Tice, Lee | 29 |
| Florida A And M University, Leon | 29 |
| Cortez, Manatee | 29 |
| Orlando, Hillsborough | 29 |
| Jupiter, Martin | 28 |
| Hallandale Beach, Broward | 28 |
| Miami Shores, Dade | 28 |
| Pensacola Beach, Santa Rosa | 27 |
| Missing, Palm Beach | 27 |
| Nocatee, Desoto | 27 |
| Eloise, Polk | 27 |
| Univ Of FI Student Dorms, Alachua | 26 |
| Kinard, Calhoun | 26 |
| Penney Farms, Clay | 26 |
| Florida State, Leon | 26 |
| Caryville, Holmes | 26 |
| Chokoloskee, Collier | 25 |
| Horseshoe Beach, Dixie | 25 |
| South Miami Heights, Dade | 25 |
| South Palm Beach, Palm Beach | 25 |
| Mcintosh, Marion | 25 |
| Missing, Monroe | 25 |
| Stetson University, Volusia | 25 |
| Homosassa Springs, Citrus | 25 |
| Missing, Lake | 24 |

COVID-19: characteristics of 1,695,300 Florida resident cases

Data through Jan 31, 2021 verified as of Feb 1, 2021 at 09:25 AM

Data in this report are provisional and subject to change.

The table below includes the cities and counties of residence for cases in Florida residents based on the patient's ZIP Code. Note that city is not always received as part of the initial notification and may be missing while the case is being investigated.

| City and county | Cases |
|------------------------------------|-------|
| Earleton, Alachua | 24 |
| Poinciana, Osceola | 24 |
| Santa Fe, Alachua | 24 |
| Lealman, Pinellas | 24 |
| City Of Westlake, Palm Beach | 24 |
| Labelle, Glades | 24 |
| Palmdale, Glades | 24 |
| North Bay Village, Dade | 24 |
| Siesta Key, Sarasota | 23 |
| Tangerine, Orange | 23 |
| Missing, Escambia | 23 |
| New Smyrna, Volusia | 22 |
| Goulds, Dade | 22 |
| Balm, Hillsborough | 22 |
| Venus, Highlands | 22 |
| Tioga, Alachua | 22 |
| Indian Lake Estates, Polk | 22 |
| Lakeshore, Polk | 22 |
| Pine Hills, Orange | 22 |
| Bradley, Polk | 22 |
| Ridge Manor, Pasco | 22 |
| Florida Dept Of Corrections, Union | 22 |
| Long Key, Monroe | 22 |
| Bayshore Gardens, Manatee | 22 |
| Sparr, Marion | 21 |
| Bonifay, Washington | 21 |
| Bostwick, Putnam | 21 |
| Missing, Hillsborough | 21 |
| Wausau, Washington | 21 |
| La Crosse, Alachua | 21 |
| Saint Marks, Wakulla | 21 |
| Bonaventure, Broward | 21 |
| Perdido Key, Escambia | 21 |
| Westchase, Hillsborough | 21 |
| Fort Lauderdale, Dade | 20 |
| Little Torch Key, Monroe | 20 |
| Hawthorne, Putnam | 20 |
| Yankeetown, Levy | 20 |
| Sydney, Hillsborough | 20 |
| Crystal Springs, Pasco | 19 |
| Everglades City, Collier | 19 |
| Paxton, Walton | 19 |
| Missing, Pinellas | 19 |
| Sun City, Hillsborough | 19 |
| Pine Castle, Orange | 19 |
| Branford, Lafayette | 19 |
| Orange Lake, Marion | 18 |
| Sugarloaf Key, Monroe | 18 |
| Babcock Ranch, Lee | 18 |
| Mexico Beach, Gulf | 18 |
| Miami, Broward | 18 |
| Orlando, Palm Beach | 18 |
| Loughman, Polk | 18 |
| Alturas, Polk | 18 |
| Citrus Ridge, Indian River | 18 |
| Lowell, Marion | 18 |
| Mango, Hillsborough | 18 |
| Graceville, Holmes | 17 |
| Candler, Marion | 17 |

COVID-19: characteristics of 1,695,300 Florida resident cases

Data through Jan 31, 2021 verified as of Feb 1, 2021 at 09:25 AM

Data in this report are provisional and subject to change.

The table below includes the cities and counties of residence for cases in Florida residents based on the patient's ZIP Code. Note that city is not always received as part of the initial notification and may be missing while the case is being investigated.

| City and county | Cases |
|--|-------|
| Parker, Bay | 17 |
| Laud-By-The-Sea, Broward | 17 |
| Florida International University, Dade | 17 |
| Wabasso, Indian River | 17 |
| Nalcrest, Polk | 17 |
| Maxville, Duval | 16 |
| Goodland, Collier | 16 |
| Indian River Shores, Indian River | 16 |
| Jensen Beach, St. Lucie | 16 |
| Archer, Levy | 16 |
| Pembroke Park, Broward | 16 |
| West Panama City Beach, Bay | 16 |
| Golden Oak, Orange | 16 |
| Champions Gate, Polk | 16 |
| Davenport, Osceola | 16 |
| Fort Ogden, Desoto | 15 |
| Orlando, Pinellas | 15 |
| Plymouth, Orange | 15 |
| Gulf Stream, Palm Beach | 15 |
| Mount Dora, Orange | 14 |
| Village Of Palmetto Bay, Dade | 14 |
| Webster, Hernando | 14 |
| Copeland, Collier | 14 |
| Gulf Hammock, Levy | 14 |
| Hernando Beach, Hernando | 14 |
| White Springs, Columbia | 14 |
| Tallevast, Manatee | 14 |
| Westlake, Palm Beach | 14 |
| Murdock, Charlotte | 14 |
| Lake City, Suwannee | 14 |
| Forest City, Orange | 14 |
| Wewahitchka, Calhoun | 14 |
| Winter Garden, Lake | 14 |
| Orlando, Brevard | 13 |
| Otter Creek, Levy | 13 |
| Woodville, Leon | 13 |
| Orlando, Lake | 13 |
| Shady Hills, Pasco | 13 |
| High Springs, Gilchrist | 13 |
| Hutchinson Island, St. Lucie | 13 |
| Nichols, Polk | 13 |
| Union Park, Orange | 13 |
| Suwannee, Dixie | 13 |
| Graham, Bradford | 12 |
| Pensacola Beach, Escambia | 12 |
| Lakewood Ranch, Sarasota | 12 |
| Kingsley Lake, Bradford | 12 |
| Gonzalez, Escambia | 12 |
| Saint Lucie West, St. Lucie | 12 |
| Trenton, Levy | 12 |
| Brooksville, Pasco | 12 |
| Lake Monroe, Seminole | 12 |
| Missing, Collier | 12 |
| Hollywood, Dade | 12 |
| Kissimmee, Orange | 12 |
| Lake Buena Vista, Orange | 12 |
| Buckingham, Lee | 12 |
| Watersound, Walton | 12 |
| Saint George Island, Franklin | 12 |

COVID-19: characteristics of 1,695,300 Florida resident cases

Data through Jan 31, 2021 verified as of Feb 1, 2021 at 09:25 AM

Data in this report are provisional and subject to change.

The table below includes the cities and counties of residence for cases in Florida residents based on the patient's ZIP Code. Note that city is not always received as part of the initial notification and may be missing while the case is being investigated.

| City and county | Cases |
|--------------------------------|-------|
| Trilby, Pasco | 12 |
| Redington Shores, Pinellas | 12 |
| Fort Charlotte, Charlotte | 12 |
| Daytona Beach Shores, Volusia | 12 |
| Unknown, Dade | 11 |
| Long Boat Key, Manatee | 11 |
| Johns Pass Village, Pinellas | 11 |
| Jacksonville, Unknown | 11 |
| Ramrod Key, Monroe | 11 |
| Rosemary Beach, Walton | 11 |
| Holder, Citrus | 11 |
| Missing, Manatee | 11 |
| Missing, Seminole | 11 |
| Braden River, Manatee | 11 |
| Mount Plymouth, Lake | 11 |
| Wahneta, Polk | 11 |
| Orlando, Leon | 11 |
| Laurel Hill, Walton | 11 |
| Durant, Hillsborough | 11 |
| Leisure City, Dade | 10 |
| Orlando, Duval | 10 |
| Roseland, Indian River | 10 |
| Passport, Unknown | 10 |
| Seacrest, Walton | 10 |
| Greenville, Taylor | 10 |
| Hillsboro Beach, Broward | 10 |
| Missing, Nassau | 10 |
| Steinhatchee, Dixie | 10 |
| Choctaw Beach, Okaloosa | 10 |
| Telogia, Liberty | 10 |
| Sea Ranch Lakes, Broward | 9 |
| Palma Sola, Manatee | 9 |
| Missing, Brevard | 9 |
| Cottondale, Washington | 9 |
| Redington Beach, Pinellas | 9 |
| Belleair Bluffs, Pinellas | 9 |
| Missing, Polk | 9 |
| Lake Como, Putnam | 9 |
| University Park, Manatee | 9 |
| Beverly Beach, Flagler | 9 |
| Rubonia, Manatee | 9 |
| Indian Creek Village, Dade | 9 |
| Missing, Citrus | 9 |
| Los Angeles, Dade | 9 |
| Lloyd, Jefferson | 9 |
| Lamont, Madison | 9 |
| Cypress, Jackson | 9 |
| Ozona, Pinellas | 9 |
| Fanning Springs, Gilchrist | 9 |
| Perrine, Dade | 9 |
| West Delray Beach, Palm Beach | 9 |
| Dade City, Hernando | 9 |
| Briny Breezes, Palm Beach | 9 |
| Citrus Hills, Citrus | 8 |
| Elfers, Pasco | 8 |
| Missing, Unknown | 8 |
| Salem, Taylor | 8 |
| Virginia Gardens, Dade | 8 |
| Florida State Univ Admin, Leon | 8 |

COVID-19: characteristics of 1,695,300 Florida resident cases

Data through Jan 31, 2021 verified as of Feb 1, 2021 at 09:25 AM

Data in this report are provisional and subject to change.

The table below includes the cities and counties of residence for cases in Florida residents based on the patient's ZIP Code. Note that city is not always received as part of the initial notification and may be missing while the case is being investigated.

| City and county | Cases |
|--|-------|
| Forest City, Seminole | 8 |
| Naples, Lee | 8 |
| Grandin, Putnam | 8 |
| Missing, Indian River | 8 |
| Wekiva Springs, Seminole | 8 |
| Seybold, Dade | 8 |
| Cross Creek, Alachua | 8 |
| Ferndale, Lake | 8 |
| Eau Gallie, Brevard | 8 |
| Ponce De Leon, Walton | 8 |
| Deer Island, Lake | 8 |
| Jerome, Collier | 8 |
| Hialeah, Unknown | 8 |
| Goldenrod, Seminole | 8 |
| Wildlight, Nassau | 7 |
| Innovation, Pasco | 7 |
| Gibsonia, Polk | 7 |
| East Lake, Marion | 7 |
| Fairfield, Marion | 7 |
| Captiva, Lee | 7 |
| Niceville, Walton | 7 |
| Missing, Broward | 7 |
| Orlando, Alachua | 7 |
| Palm City, St. Lucie | 7 |
| Maitland, Volusia | 7 |
| Aripeka, Pasco | 7 |
| Pine Ridge, Citrus | 7 |
| Switzerland, St. Johns | 7 |
| Orlando, Pasco | 7 |
| Babcock Ranch, Charlotte | 7 |
| Umatilla, Marion | 7 |
| University Of Central Fl, Hillsborough | 7 |
| Keystone Heights, Bradford | 7 |
| Orange Springs, Marion | 7 |
| Evinston, Alachua | 7 |
| Basinger, Okeechobee | 7 |
| Grant Valkaria, Brevard | 7 |
| Port Saint John, Brevard | 7 |
| Orange Park, Duval | 6 |
| Nobleton, Hernando | 6 |
| Mayport Naval Station, Duval | 6 |
| Lake Butler, Bradford | 6 |
| Fernandina, Nassau | 6 |
| Missing, Putnam | 6 |
| Maitland, Osceola | 6 |
| Miccosukee, Leon | 6 |
| Orchid, Indian River | 6 |
| Duck Key, Monroe | 6 |
| Morrison, Marion | 6 |
| Sunny Hills, Washington | 6 |
| Orlando, Flagler | 6 |
| Orlando, Marion | 6 |
| White City, Gulf | 6 |
| Punta Gorda, Lee | 6 |
| Putnam Hall, Putnam | 6 |
| Quail Heights, Dade | 6 |
| River Ranch, Polk | 6 |
| Indian Shores, Pinellas | 6 |
| Alys Beach, Bay | 6 |

COVID-19: characteristics of 1,695,300 Florida resident cases

Data through Jan 31, 2021 verified as of Feb 1, 2021 at 09:25 AM

Data in this report are provisional and subject to change.

The table below includes the cities and counties of residence for cases in Florida residents based on the patient's ZIP Code. Note that city is not always received as part of the initial notification and may be missing while the case is being investigated.

| City and county | Cases |
|------------------------------------|-------|
| Maitland, Hillsborough | 6 |
| Winter Park, Polk | 6 |
| Winderemere, Orange | 6 |
| Labelle, Lee | 6 |
| Missing, Walton | 6 |
| Missing, Sarasota | 5 |
| Missing, Taylor | 5 |
| Missing, Clay | 5 |
| Scottsmoor, Brevard | 5 |
| Westchester, Dade | 5 |
| Port Salerno, Martin | 5 |
| Grove City, Charlotte | 5 |
| Hialeah, Broward | 5 |
| Barberville, Volusia | 5 |
| Ebro, Bay | 5 |
| Eglin, Okaloosa | 5 |
| Missing, Okaloosa | 5 |
| Saint Augustine Beach, St. Johns | 5 |
| Stuart, St. Lucie | 5 |
| Pass, Unknown | 5 |
| Valkaria, Brevard | 5 |
| Worthington Springs, Union | 5 |
| Missing, Leon | 5 |
| Holt, Santa Rosa | 5 |
| Longboat Key, Sarasota | 5 |
| Fort Lauderdale, Palm Beach | 5 |
| Psl, Unknown | 5 |
| Ybor City, Hillsborough | 5 |
| Haines Creek, Lake | 5 |
| Inglis, Citrus | 5 |
| Day, Lafayette | 5 |
| Ocoee, Lake | 5 |
| Okeechobee, Martin | 5 |
| N/A, Unknown | 5 |
| Orlando, Manatee | 5 |
| Missing, Bay | 5 |
| Fort Lauderdale, Lee | 5 |
| University Of Central Fl, Martin | 5 |
| Seacrest, Bay | 4 |
| Saint Augustine, Duval | 4 |
| Sandestin, Walton | 4 |
| Point Washington, Walton | 4 |
| Williston, Marion | 4 |
| Hinsdale, Manatee | 4 |
| East Rockland Key, Monroe | 4 |
| El Jobean, Charlotte | 4 |
| Bella Collina, Lake | 4 |
| Anastasia Island, St. Johns | 4 |
| Oneco, Manatee | 4 |
| Wakulla Springs, Wakulla | 4 |
| Bowling Green, Polk | 4 |
| International Service Center, Dade | 4 |
| Glenwood, Volusia | 4 |
| Clarcona, Orange | 4 |
| Pensacola, Unknown | 4 |
| Orlando, Lee | 4 |
| San Carlos Park, Lee | 4 |
| Clewiston, Palm Beach | 4 |
| Conch Key, Monroe | 4 |

COVID-19: characteristics of 1,695,300 Florida resident cases

Data through Jan 31, 2021 verified as of Feb 1, 2021 at 09:25 AM

Data in this report are provisional and subject to change.

The table below includes the cities and counties of residence for cases in Florida residents based on the patient's ZIP Code. Note that city is not always received as part of the initial notification and may be missing while the case is being investigated.

| City and county | Cases |
|---------------------------------------|-------|
| Bayou George, Bay | 4 |
| Branford, Gilchrist | 4 |
| Boynton Beach, Broward | 4 |
| Jacksonville Naval Air Station, Duval | 4 |
| Miramar, Dade | 4 |
| Miami Gardens, Unknown | 4 |
| Newberry, Gilchrist | 4 |
| Okeechobee, Osceola | 4 |
| Inlet Beach, Bay | 4 |
| Milton, Escambia | 4 |
| Mayport, Duval | 4 |
| Shady Grove, Taylor | 4 |
| West Bradenton, Manatee | 4 |
| Port Charlotte, Unknown | 4 |
| Okeechobee, Glades | 4 |
| Miami, Palm Beach | 4 |
| Live Oak, Madison | 4 |
| Loxahatchee Groves, Palm Beach | 4 |
| Deerfield Beach, Palm Beach | 4 |
| Coco River, Collier | 4 |
| Bruce, Holmes | 4 |
| Mid Florida, Seminole | 4 |
| Melrose, Bradford | 4 |
| Ocean Breeze, Martin | 4 |
| Glen Ridge, Palm Beach | 4 |
| Brewton, Escambia | 3 |
| Apopka, Broward | 3 |
| Maitland, Polk | 3 |
| Lake Harbor, Palm Beach | 3 |
| Lanark Village, Franklin | 3 |
| Missing, Highlands | 3 |
| Orem, Palm Beach | 3 |
| Pp, Dade | 3 |
| Pp, Unknown | 3 |
| Woodside, Broward | 3 |
| Pass, Dade | 3 |
| Margate, Unknown | 3 |
| Los Angeles, Broward | 3 |
| Highland Park, Polk | 3 |
| Hallandale Beach, Unknown | 3 |
| Blountstown, Liberty | 3 |
| Lakeland, Hillsborough | 3 |
| Lake City, Duval | 3 |
| Immokalee, Lee | 3 |
| Lynbrook, Broward | 3 |
| Miami Gardens, Broward | 3 |
| Orlando, Unknown | 3 |
| Palm Coast, Volusia | 3 |
| Saint Augusaintine Beach, St. Johns | 3 |
| Port Saint Lucie, Martin | 3 |
| Village Of Golf, Palm Beach | 3 |
| Wildwood, Marion | 3 |
| Pineland, Lee | 3 |
| Tampa Palms, Hillsborough | 3 |
| Tampa, Pinellas | 3 |
| Winter Garden, Seminole | 3 |
| Laurel, Sarasota | 3 |
| Ludlam, Dade | 3 |
| Jacksonville, Clay | 3 |

COVID-19: characteristics of 1,695,300 Florida resident cases

Data through Jan 31, 2021 verified as of Feb 1, 2021 at 09:25 AM

Data in this report are provisional and subject to change.

The table below includes the cities and counties of residence for cases in Florida residents based on the patient's ZIP Code. Note that city is not always received as part of the initial notification and may be missing while the case is being investigated.

| City and county | Cases |
|------------------------------------|-------|
| Clermont, Orange | 3 |
| Deland, Lake | 3 |
| Fort Myers, Collier | 3 |
| North Fort Myers, Charlotte | 3 |
| Jacksonville, Alachua | 3 |
| Missing, Sumter | 3 |
| Kissimmee, Unknown | 3 |
| Cape Haze, Charlotte | 3 |
| Bristol, Calhoun | 3 |
| Chicago, Lee | 3 |
| Coraopolis, Citrus | 3 |
| Sorrento, Orange | 3 |
| Sugarloaf, Monroe | 3 |
| Westville, Walton | 3 |
| Boca Raton, Broward | 3 |
| Ft Pierce, St. Lucie | 3 |
| Milligan, Okaloosa | 3 |
| Lamont, Taylor | 3 |
| Indian Rock Beach, Pinellas | 3 |
| Hollywood, Unknown | 3 |
| Mayport Naval Housing, Duval | 3 |
| Missing, Martin | 3 |
| Monticello, Madison | 3 |
| Cape San Blas, Gulf | 3 |
| Apopka, Lake | 3 |
| Cypress Gardens, Polk | 3 |
| Crestview, Walton | 3 |
| Fernandina Beach, Duval | 3 |
| Fpo, Duval | 3 |
| Vernon, Bay | 3 |
| Pompano Beach, Palm Beach | 3 |
| Samoset, Manatee | 3 |
| San Fernando, Unknown | 3 |
| Alford, Washington | 3 |
| Altamonte Springs, Orange | 3 |
| Alys Beach, Walton | 3 |
| Ocean Reef Club, Monroe | 3 |
| Miami Beach, Unknown | 3 |
| Mims, Volusia | 3 |
| Jonesville, Alachua | 3 |
| Julington Creek, St. Johns | 3 |
| Jupiter Island, Martin | 3 |
| Vero Beach, St. Lucie | 3 |
| Venice, Dade | 2 |
| University Of Central Fl, Seminole | 2 |
| Union, Manatee | 2 |
| Sand Lake, Orange | 2 |
| Port St. Lucie, St. Lucie | 2 |
| Windermere, Hillsborough | 2 |
| Winter Park, Volusia | 2 |
| Winter Springs, Orange | 2 |
| Jena, Taylor | 2 |
| Labelle, Collier | 2 |
| Long Beach, Orange | 2 |
| Lauderhill, Unknown | 2 |
| Longwood, Unknown | 2 |
| Miramar, Unknown | 2 |
| Missing, Flagler | 2 |
| Miami, Martin | 2 |

COVID-19: characteristics of 1,695,300 Florida resident cases

Data through Jan 31, 2021 verified as of Feb 1, 2021 at 09:25 AM

Data in this report are provisional and subject to change.

The table below includes the cities and counties of residence for cases in Florida residents based on the patient's ZIP Code. Note that city is not always received as part of the initial notification and may be missing while the case is being investigated.

| City and county | Cases |
|------------------------------------|-------|
| New Port Richey, Hillsborough | 2 |
| Orlando, Escambia | 2 |
| Okeechobee, Highlands | 2 |
| Bonnie, Dade | 2 |
| Eatonville, Polk | 2 |
| Delray Beach, Broward | 2 |
| High Springs, Columbia | 2 |
| Port Canaveral, Brevard | 2 |
| Seguin, Unknown | 2 |
| Sunrise, Unknown | 2 |
| Tampa, Broward | 2 |
| Plantation Key, Monroe | 2 |
| Orlando, St. Lucie | 2 |
| Oakland Park, Unknown | 2 |
| Weirsdale, Lake | 2 |
| Cross Key, Monroe | 2 |
| Crescent Beach, Sarasota | 2 |
| Dade City, Unknown | 2 |
| Defuniak Springs, Okaloosa | 2 |
| Cibolo, Orange | 2 |
| Claysville, Hernando | 2 |
| Marysville, Dade | 2 |
| Green Cove Springs, Duval | 2 |
| Island Grove, Alachua | 2 |
| Land O Lakes, Hillsborough | 2 |
| Lakeland, Unknown | 2 |
| Lady Lake, Marion | 2 |
| Fort Lauderdale, Alachua | 2 |
| Homeless, Hillsborough | 2 |
| Brooklyn, Broward | 2 |
| Cross City, Taylor | 2 |
| Carl Fisher, Dade | 2 |
| Windermere, Lake | 2 |
| Saint Marys, Nassau | 2 |
| Wacissa, Jefferson | 2 |
| Sutton, Pasco | 2 |
| Port Saint Lucie, Palm Beach | 2 |
| Orlo Vista, Orange | 2 |
| Summerfield, Unknown | 2 |
| Tampa, Hernando | 2 |
| Vero Beach, Unknown | 2 |
| Wauchula, Desoto | 2 |
| Saint Lucie Village, St. Lucie | 2 |
| Sharpes, Brevard | 2 |
| Sebring, Desoto | 2 |
| Pompano Beach, Unknown | 2 |
| Panama City, Unknown | 2 |
| Yeehaw, Okeechobee | 2 |
| 000000, Unknown | 2 |
| Jacksonville Naval Hospital, Duval | 2 |
| Jacksonville, Nassau | 2 |
| Longview, Dade | 2 |
| Hosford, Calhoun | 2 |
| Melrose, Clay | 2 |
| Mesa, Unknown | 2 |
| Noma, Holmes | 2 |
| Ormond Beach, Flagler | 2 |
| Fort Pierce, Martin | 2 |
| Doctors Inlet, Clay | 2 |

COVID-19: characteristics of 1,695,300 Florida resident cases

Data through Jan 31, 2021 verified as of Feb 1, 2021 at 09:25 AM

Data in this report are provisional and subject to change.

The table below includes the cities and counties of residence for cases in Florida residents based on the patient's ZIP Code. Note that city is not always received as part of the initial notification and may be missing while the case is being investigated.

| City and county | Cases |
|---|-------|
| Clermont, Polk | 2 |
| Bronx, Seminole | 2 |
| Bonifay, Jackson | 2 |
| Bonnie, Sarasota | 2 |
| Greenville, Jefferson | 2 |
| Lecanto, Marion | 2 |
| Maitland, Leon | 2 |
| Miami Shores, Broward | 2 |
| Missing, Hernando | 2 |
| Winter Park, Leon | 2 |
| Tarpon Springs, Pasco | 2 |
| West Palm Beach, Dade | 2 |
| Orlando, Santa Rosa | 2 |
| Orlando, Charlotte | 2 |
| Oklawaha, Marion | 2 |
| Olustee, Baker | 2 |
| Upper Key Largo, Monroe | 2 |
| University Of Central Florida, Brevard | 2 |
| Zellwood, Lake | 2 |
| West Villages, Sarasota | 2 |
| Saint Petersburg, Hillsborough | 2 |
| Seven Springs, Pasco | 2 |
| Miami, Orange | 2 |
| Mount Pleasant, Gadsden | 2 |
| None, Dade | 2 |
| Navarre, Okaloosa | 2 |
| Lake Geneva, Clay | 2 |
| Lawtey, Union | 2 |
| Lutz, Pinellas | 2 |
| Los Angeles, Okaloosa | 2 |
| Blountstown, Jackson | 2 |
| Alligator Point, Franklin | 2 |
| Coconut Creek, Unknown | 2 |
| Fort Myers, Unknown | 2 |
| Crawfordville, Leon | 2 |
| Eatonville, Lake | 2 |
| Fort Lauderdale, Unknown | 2 |
| Jacksonville, Dade | 2 |
| Lake Worth, Broward | 2 |
| Maitland, Pasco | 2 |
| Madison, Unknown | 2 |
| Chipley, Jackson | 2 |
| Amelia City, Nassau | 2 |
| Alligator Point, Wakulla | 2 |
| Florida Power & Light Co, Dade | 2 |
| Orlando, Okaloosa | 2 |
| Miamt, Dade | 2 |
| University Of Central Florida, Broward | 2 |
| Vero Beach, Brevard | 2 |
| Provo, Broward | 2 |
| Portland, Unknown | 2 |
| Pensacola, Santa Rosa | 2 |
| Wimauma, Manatee | 2 |
| University Of Central Florida, Palm Beach | 2 |
| University Of Central Florida, Pinellas | 2 |
| Sumatra, Liberty | 2 |
| Moore Haven, Hendry | 2 |
| Naples, Broward | 2 |
| Maitland, Lake | 2 |

COVID-19: characteristics of 1,695,300 Florida resident cases

Data through Jan 31, 2021 verified as of Feb 1, 2021 at 09:25 AM

Data in this report are provisional and subject to change.

The table below includes the cities and counties of residence for cases in Florida residents based on the patient's ZIP Code. Note that city is not always received as part of the initial notification and may be missing while the case is being investigated.

| City and county | Cases |
|--|-------|
| Cassadaga, Volusia | 2 |
| Hialeah Lakes, Dade | 2 |
| Fort Walton Beach, Walton | 2 |
| Dunnellon, Levy | 2 |
| Felda, Palm Beach | 1 |
| Flagler Beach, Volusia | 1 |
| Flora, Lee | 1 |
| Export, Palm Beach | 1 |
| Fdsf, Unknown | 1 |
| Hialeah, Orange | 1 |
| Hilliard, Dade | 1 |
| Hollywood, Leon | 1 |
| Holt, Unknown | 1 |
| Homestead, Monroe | 1 |
| Humble, Broward | 1 |
| Green, Clay | 1 |
| Greensburg, Orange | 1 |
| Greenville, Monroe | 1 |
| Gulf Shores, Escambia | 1 |
| Fresno, Pasco | 1 |
| Fruitland Park, Sumter | 1 |
| Fwb, Unknown | 1 |
| Gainesville, Marion | 1 |
| Gastonia, Polk | 1 |
| Geneva, Orange | 1 |
| Brooksville, Columbia | 1 |
| Bryn Mawr, Collier | 1 |
| Apalachicola, Leon | 1 |
| Aspen, Palm Beach | 1 |
| Atlanta, Broward | 1 |
| Aurburndale, Polk | 1 |
| Aventura, Unknown | 1 |
| Azalea Park, Sarasota | 1 |
| Bartow, Unknown | 1 |
| Boca Rotan, Unknown | 1 |
| Clermont, Unknown | 1 |
| Downers Grove, St. Lucie | 1 |
| Duke Field Air Force Station, Okaloosa | 1 |
| Columbia, Orange | 1 |
| Coral Gables, Unknown | 1 |
| Coral Springs, Unknown | 1 |
| Cornelius, Leon | 1 |
| Crestview, Dade | 1 |
| Dade City, Polk | 1 |
| Dania, Unknown | 1 |
| Darien, Pasco | 1 |
| Los Angeles, Polk | 1 |
| Maitland, Unknown | 1 |
| Missing, Columbia | 1 |
| Melbourne, Orange | 1 |
| Miami Beach, Palm Beach | 1 |
| Miami Granders, Dade | 1 |
| Lakeland, Pasco | 1 |
| Lakewood, Unknown | 1 |
| Knoxville, Duval | 1 |
| Havanna, Gadsden | 1 |
| Jan Phyl Village, Polk | 1 |
| Naugatuck, Lee | 1 |
| New Vernon, Sarasota | 1 |

COVID-19: characteristics of 1,695,300 Florida resident cases

Data through Jan 31, 2021 verified as of Feb 1, 2021 at 09:25 AM

Data in this report are provisional and subject to change.

The table below includes the cities and counties of residence for cases in Florida residents based on the patient's ZIP Code. Note that city is not always received as part of the initial notification and may be missing while the case is being investigated.

| City and county | Cases |
|---|-------|
| New York, Broward | 1 |
| Myakka, Duval | 1 |
| Middleburg, Unknown | 1 |
| Minneapolis, Broward | 1 |
| Opa Locka, Unknown | 1 |
| Orem, Nassau | 1 |
| Orlando, Highlands | 1 |
| Northville, Broward | 1 |
| Ocoee, Broward | 1 |
| North Little Rock, Palm Beach | 1 |
| Olando, Orange | 1 |
| Ocoee, Polk | 1 |
| Sumter Ville, Unknown | 1 |
| Telluride, Lee | 1 |
| Tampa, Jackson | 1 |
| Tampa, Lee | 1 |
| South Otselic, Dade | 1 |
| Southampton, Palm Beach | 1 |
| Stockbridge, Leon | 1 |
| Springhill, Unknown | 1 |
| Tinley Park, Lee | 1 |
| University Of Central Fl, Dade | 1 |
| Windermere, Polk | 1 |
| Winter Park, Lake | 1 |
| Wayne, Dade | 1 |
| Wekiwa Springs, Seminole | 1 |
| West Simsbury, Collier | 1 |
| Ponce, Orange | 1 |
| Plant City, Hendry | 1 |
| Plant City, Pinellas | 1 |
| Plantation, Unknown | 1 |
| Pound Ridge, Leon | 1 |
| Port Charlotte Fl, Unknown | 1 |
| Richmond Heights, Dade | 1 |
| Riverview, Pinellas | 1 |
| Rochester, Lee | 1 |
| Rosemary Beach, Bay | 1 |
| Saint Cloud, Orange | 1 |
| Saint Petersburg, Dade | 1 |
| San Juan, Osceola | 1 |
| San Pedro Sula, Dade | 1 |
| Sandy, Duval | 1 |
| Village Of Palm Springs, Palm Beach | 1 |
| Webster, Pasco | 1 |
| University Of Central Florida, Hillsborough | 1 |
| Winston Salem, Unknown | 1 |
| Winter Garden, Hillsborough | 1 |
| Wilbur By The Sea, Volusia | 1 |
| Willowbrook, Lee | 1 |
| Westerville, Hillsborough | 1 |
| Woodland Hills, Brevard | 1 |
| Yulee, Duval | 1 |
| Missing, Wakulla | 1 |
| N/A, Duval | 1 |
| Naples, Alachua | 1 |
| Ocala, Unknown | 1 |
| Opa Locka, Polk | 1 |
| Orem, Sarasota | 1 |
| Orem, Unknown | 1 |

COVID-19: characteristics of 1,695,300 Florida resident cases

Data through Jan 31, 2021 verified as of Feb 1, 2021 at 09:25 AM

Data in this report are provisional and subject to change.

The table below includes the cities and counties of residence for cases in Florida residents based on the patient's ZIP Code. Note that city is not always received as part of the initial notification and may be missing while the case is being investigated.

| City and county | Cases |
|---------------------------------|-------|
| Old Town, Gilchrist | 1 |
| Palm City, Unknown | 1 |
| Oviedo, Leon | 1 |
| Pompano Beach, Alachua | 1 |
| Ponte Vedra Beach, Orange | 1 |
| Port Orange , Volusia | 1 |
| Port Saint Lucie, Indian River | 1 |
| Porter Ranch, Dade | 1 |
| Raiford, Bradford | 1 |
| Republic, Monroe | 1 |
| Ridgewood, Broward | 1 |
| Riverview, Manatee | 1 |
| Roseland, Palm Beach | 1 |
| Russellville, Hillsborough | 1 |
| Saint Augustine, Okaloosa | 1 |
| Saint Teresa, Wakulla | 1 |
| San Diego, Unknown | 1 |
| Sanford, Palm Beach | 1 |
| Union City, Bradford | 1 |
| University Of Central Fl, Pasco | 1 |
| Tampa, Manatee | 1 |
| Tangerine, Lake | 1 |
| Steinhatchee, Alachua | 1 |
| Fort Denaud, Glades | 1 |
| Fortlauderdale, Unknown | 1 |
| Ft Pierce, Unknown | 1 |
| Garland, Orange | 1 |
| El Paso, Unknown | 1 |
| Everett, Dade | 1 |
| Fl State Lot, Leon | 1 |
| Colorado Springs, Unknown | 1 |
| Conifer, Lee | 1 |
| Eatonville, Seminole | 1 |
| Destin, Unknown | 1 |
| Diamond, Highlands | 1 |
| Altamonte, Orange | 1 |
| Alva, Collier | 1 |
| 333, Unknown | 1 |
| Allentown, Putnam | 1 |
| Amelia Village, Nassau | 1 |
| Apple Creek, Citrus | 1 |
| Barefoot Beach, Lee | 1 |
| Azalea Park, Osceola | 1 |
| Aventura, Osceola | 1 |
| Chipley, Holmes | 1 |
| Chattanooga, Dade | 1 |
| Bryn Mawr, Palm Beach | 1 |
| Camden Wyoming, Duval | 1 |
| Bear Grass, Palm Beach | 1 |
| Mary Esther, Escambia | 1 |
| Miami Garden, Unknown | 1 |
| Middleburg, Duval | 1 |
| Midland, Osceola | 1 |
| Miami, Charlotte | 1 |
| Miamii, Dade | 1 |
| Lauderdale Hill, Unknown | 1 |
| Lake Mary, Lake | 1 |
| Longwood, Orange | 1 |
| Lehigh Cares, Lee | 1 |

COVID-19: characteristics of 1,695,300 Florida resident cases

Data through Jan 31, 2021 verified as of Feb 1, 2021 at 09:25 AM

Data in this report are provisional and subject to change.

The table below includes the cities and counties of residence for cases in Florida residents based on the patient's ZIP Code. Note that city is not always received as part of the initial notification and may be missing while the case is being investigated.

| City and county | Cases |
|--------------------------------------|-------|
| Live Oak, Columbia | 1 |
| Loganville, Orange | 1 |
| Jeffersonville, Broward | 1 |
| Knoxville, Escambia | 1 |
| Hickory, Lee | 1 |
| Hallandale Ben, Unknown | 1 |
| Homeless, Dade | 1 |
| Homer, Escambia | 1 |
| Hallandale , Broward | 1 |
| Foley, Escambia | 1 |
| Deland, St. Lucie | 1 |
| Deltona, Orange | 1 |
| Fort Myers-, Lee | 1 |
| Fort Pierce, Unknown | 1 |
| Harrison, Pinellas | 1 |
| Granada Hills, Broward | 1 |
| Hailandale, Unknown | 1 |
| Homeless, Polk | 1 |
| Homosassa, Hernando | 1 |
| Conway, Leon | 1 |
| Clermont, Volusia | 1 |
| Clewiston, Glades | 1 |
| Cypress, Leon | 1 |
| Davenport, Orange | 1 |
| Cartersville, Unknown | 1 |
| Altoona, Marion | 1 |
| Anaheim, Unknown | 1 |
| Athens, Duval | 1 |
| Bogota, Orange | 1 |
| Bradington, Manatee | 1 |
| Bronx, Palm Beach | 1 |
| Louisville, Manatee | 1 |
| Los Angeles Ca, Unknown | 1 |
| Lewisburg, Pasco | 1 |
| Littleton, Dade | 1 |
| Lake City, Hamilton | 1 |
| La Grange, Dade | 1 |
| Jerusalem, St. Johns | 1 |
| New Orleans, Palm Beach | 1 |
| Newark, Broward | 1 |
| Newburgh, Bay | 1 |
| Navarre, Dade | 1 |
| Middlesburg, Duval | 1 |
| Miami Lakes, Unknown | 1 |
| Miami, Hillsborough | 1 |
| Macdill Air Force Base, Hillsborough | 1 |
| Marshall, Dade | 1 |
| Sun City Center, Hardee | 1 |
| Spring Hill , Hernando | 1 |
| Starke, Clay | 1 |
| Stone Mountain, Palm Beach | 1 |
| Tulsa, Orange | 1 |
| Tiffin, Highlands | 1 |
| Tallahassee, Duval | 1 |
| Tampa, Palm Beach | 1 |
| Tavares, Marion | 1 |
| Saint Petersburg, St. Lucie | 1 |
| Saint Johns, Unknown | 1 |
| Shelton, Manatee | 1 |

COVID-19: characteristics of 1,695,300 Florida resident cases

Data through Jan 31, 2021 verified as of Feb 1, 2021 at 09:25 AM

Data in this report are provisional and subject to change.

The table below includes the cities and counties of residence for cases in Florida residents based on the patient's ZIP Code. Note that city is not always received as part of the initial notification and may be missing while the case is being investigated.

| City and county | Cases |
|---------------------------|-------|
| Saxis, Lee | 1 |
| Sebring, Lee | 1 |
| Rex, Duval | 1 |
| Rye, Duval | 1 |
| Parker, Dade | 1 |
| Parker, Leon | 1 |
| Peoria, Unknown | 1 |
| Palm Coast, Polk | 1 |
| Pacifica, Dade | 1 |
| Port Everglades, Broward | 1 |
| Plantation, Orange | 1 |
| Oviedo, Brevard | 1 |
| Orlando, Sarasota | 1 |
| Orlando, Columbia | 1 |
| Orlando, Indian River | 1 |
| Orem, Broward | 1 |
| Oooooo, Unknown | 1 |
| Ocoee, Osceola | 1 |
| Okeechobee, Broward | 1 |
| North Pole, Seminole | 1 |
| North Port, Lee | 1 |
| Westbrook, Dade | 1 |
| Wichita, Volusia | 1 |
| Winter Garden, Pinellas | 1 |
| Winter Park, Broward | 1 |
| Winter Park, Indian River | 1 |
| Winter Park, Lee | 1 |
| Zolfo Springs, Polk | 1 |
| Winter Park, St. Johns | 1 |
| Vernon, Unknown | 1 |
| Winder Garden, Orange | 1 |
| Windermere, Leon | 1 |
| Windermere, Osceola | 1 |
| Windermere, Seminole | 1 |
| Winter Garden, Broward | 1 |
| Washington, Unknown | 1 |
| West Palm Beach, Broward | 1 |
| Opalocka, Dade | 1 |
| Oakland, Leon | 1 |
| Okeechobee, St. Lucie | 1 |
| North Canton, Palm Beach | 1 |
| Palm Coast, Duval | 1 |
| Orlando, Union | 1 |
| Oviedo, Seminole | 1 |
| Oxford, Palm Beach | 1 |
| Perry, Leon | 1 |
| Palm Springs North, Dade | 1 |
| Provincetown, Collier | 1 |
| Rio Dell, Volusia | 1 |
| Saint Cloud, Lee | 1 |
| Saint Johns, Orange | 1 |
| San Antonio, Sarasota | 1 |
| San Antonio, Unknown | 1 |
| Sanford, Volusia | 1 |
| Weston, Dade | 1 |
| Wheaton, Lee | 1 |
| Wesley Chapel, Alachua | 1 |
| Virginia Beach, Hernando | 1 |
| Waco, Broward | 1 |

COVID-19: characteristics of 1,695,300 Florida resident cases

Data through Jan 31, 2021 verified as of Feb 1, 2021 at 09:25 AM

Data in this report are provisional and subject to change.

The table below includes the cities and counties of residence for cases in Florida residents based on the patient's ZIP Code. Note that city is not always received as part of the initial notification and may be missing while the case is being investigated.

| City and county | Cases |
|---------------------------------------|-------|
| Tewksbury, Orange | 1 |
| University Of Central Florida, Monroe | 1 |
| Toms River, Dade | 1 |
| Tangerine, Seminole | 1 |
| Steinhatchee, Madison | 1 |
| South Burlington, Orange | 1 |
| Shannon, Collier | 1 |
| Soldotna, Broward | 1 |
| Winter Park, Osceola | 1 |
| Wood River, Polk | 1 |
| Worcester, Palm Beach | 1 |
| Winter Park, Alachua | 1 |
| New Richmond, Volusia | 1 |
| Miami, Collier | 1 |
| Melrose, Alachua | 1 |
| Miamf, Dade | 1 |
| Miami G, Dade | 1 |
| Marianna, Calhoun | 1 |
| Marshall, Palm Beach | 1 |
| Lemoyne, Manatee | 1 |
| Lawrence Township, Palm Beach | 1 |
| Magnolia Square, Osceola | 1 |
| Maitland, Alachua | 1 |
| Los Angeles, Palm Beach | 1 |
| Jamaica, Broward | 1 |
| Gilmer, Dade | 1 |
| Haverford, Hillsborough | 1 |
| Herrin, Orange | 1 |
| Jersey City, Polk | 1 |
| Kingsland, Duval | 1 |
| Kissimmee, Brevard | 1 |
| Lake Placid, Alachua | 1 |
| Lander, Citrus | 1 |
| Las Vegas, Orange | 1 |
| Buffalo, Palm Beach | 1 |
| Bryant, Alachua | 1 |
| Carol Stream, Orange | 1 |
| Charlotte, Pasco | 1 |
| Apopka, Flagler | 1 |
| 99, Unknown | 1 |
| Alanson, Bay | 1 |
| Aollywoss, Dade | 1 |
| Boca Raton, Unknown | 1 |
| Bohealia, Lee | 1 |
| Blowing Rock, Polk | 1 |
| Clear Brook, Lee | 1 |
| Crestview, Holmes | 1 |
| Columbus, Brevard | 1 |
| Cookeville, Seminole | 1 |
| Dorchester, Orange | 1 |
| Deland, Polk | 1 |
| Cumberland, Palm Beach | 1 |
| Dade City, Hillsborough | 1 |
| Dallas, Lee | 1 |
| De Leon Springs, Putnam | 1 |
| Esterro, Collier | 1 |
| Fanning Springs, Levy | 1 |
| Paducah, Manatee | 1 |
| Orlando, Jackson | 1 |

COVID-19: characteristics of 1,695,300 Florida resident cases

Data through Jan 31, 2021 verified as of Feb 1, 2021 at 09:25 AM

Data in this report are provisional and subject to change.

The table below includes the cities and counties of residence for cases in Florida residents based on the patient's ZIP Code. Note that city is not always received as part of the initial notification and may be missing while the case is being investigated.

| City and county | Cases |
|-----------------------------|-------|
| North Laud, Unknown | 1 |
| Ocoee, Unknown | 1 |
| Oldsray, Manatee | 1 |
| Middletown, Osceola | 1 |
| Marina Del Rey, Broward | 1 |
| Mayaguez, Dade | 1 |
| Monroe, Hillsborough | 1 |
| Missing, Osceola | 1 |
| Interlachen, Duval | 1 |
| Hoosick Falls, Broward | 1 |
| Gibsonston, Unknown | 1 |
| Greenbrier, Bay | 1 |
| Hialeahgardens, Dade | 1 |
| Hiram, Leon | 1 |
| Longwood, Broward | 1 |
| Lucedale, St. Lucie | 1 |
| Macclenny, Duval | 1 |
| Mantua, Broward | 1 |
| Kure Beach, Monroe | 1 |
| Lakeland, Palm Beach | 1 |
| Alva, Escambia | 1 |
| Arcadia, Highlands | 1 |
| Baker, Santa Rosa | 1 |
| Armstrong, St. Johns | 1 |
| Atl, Brevard | 1 |
| Belleville, Palm Beach | 1 |
| Belmont, Santa Rosa | 1 |
| Blountstown, Broward | 1 |
| Bronson, Alachua | 1 |
| Brooker, Alachua | 1 |
| Brandon, Pinellas | 1 |
| Bonita, Lee | 1 |
| Bocaraten, Palm Beach | 1 |
| Dfafs, Okaloosa | 1 |
| Davie, Unknown | 1 |
| Dayton, Orange | 1 |
| Cincinnati, Dade | 1 |
| Champions Gate, Osceola | 1 |
| Gainesville, Okaloosa | 1 |
| Floral, Okaloosa | 1 |
| Edgewood, Broward | 1 |
| Elkton, Putnam | 1 |
| Windermere, Volusia | 1 |
| Wtixrat, Dade | 1 |
| Pensacola, Sumter | 1 |
| Perth Amboy, Hillsborough | 1 |
| Port Orange, Brevard | 1 |
| Puerto Rico, Unknown | 1 |
| Randolph, Orange | 1 |
| Rivera Beach, Palm Beach | 1 |
| Powell, Lee | 1 |
| Seffener, Hillsborough | 1 |
| Seminole, Lee | 1 |
| Saint Augustine, Flagler | 1 |
| Saint Petersburg, Charlotte | 1 |
| Westlake Village, Unknown | 1 |
| White Plains, Broward | 1 |
| Whites Creek, Leon | 1 |
| Watersound, Bay | 1 |

COVID-19: characteristics of 1,695,300 Florida resident cases

Data through Jan 31, 2021 verified as of Feb 1, 2021 at 09:25 AM

Data in this report are provisional and subject to change.

The table below includes the cities and counties of residence for cases in Florida residents based on the patient's ZIP Code. Note that city is not always received as part of the initial notification and may be missing while the case is being investigated.

| City and county | Cases |
|------------------------------------|-------|
| Unk, Duval | 1 |
| Unknown Out Of Area, St. Lucie | 1 |
| Trenton, Dixie | 1 |
| Unknown, Unknown | 1 |
| Ventura, Orange | 1 |
| Toms River, Lee | 1 |
| Tourist, Dade | 1 |
| University Of Central Florida, Lee | 1 |
| Stuart, Palm Beach | 1 |
| Sunrtise, Dade | 1 |
| Tallahassee, Gadsden | 1 |
| Tallahassee, Madison | 1 |
| Other, Dade | 1 |
| Palmetto Bay, Palm Beach | 1 |
| Palmetto, Pasco | 1 |
| Pass-A-Grille Beach, Pinellas | 1 |
| Pembroke Lakes, Broward | 1 |
| Prattville, Hillsborough | 1 |
| Prestonsburg, Bay | 1 |
| Quincy, Jackson | 1 |
| Rapid City, Broward | 1 |
| Red Bay, Holmes | 1 |
| Piasa, Putnam | 1 |
| Russellville, Bay | 1 |
| Saint Cloud, Palm Beach | 1 |
| Syracuse, Polk | 1 |
| Tallahassee, Dade | 1 |
| Tamarac, Dade | 1 |
| Tampa, Unknown | 1 |
| Tavares, Orange | 1 |
| Tequesta, Martin | 1 |
| Topsham, Manatee | 1 |
| Town Of Nocatee, St. Johns | 1 |
| Unkn, Duval | 1 |
| Waipahu, Santa Rosa | 1 |
| Ward, Polk | 1 |
| Wellborn, Columbia | 1 |
| Sunbright, Palm Beach | 1 |
| Venetian Islands, Dade | 1 |
| Saint Joseph, Volusia | 1 |
| San Antonio, Orange | 1 |
| Seminole, Leon | 1 |
| Suitland, Volusia | 1 |
| Shirley, Flagler | 1 |
| Winter Garden, Duval | 1 |
| Woodbine, Nassau | 1 |
| Yulee, St. Johns | 1 |
| West Apm Beach, Palm Beach | 1 |
| West Yarmouth, St. Lucie | 1 |
| Carmel, Orange | 1 |
| Cedar Springs, Hernando | 1 |
| Chicago, Unknown | 1 |
| Coconut Ck, Unknown | 1 |
| Dearborn, Broward | 1 |
| Deer Park, Dade | 1 |
| Deerfield Beach, Unknown | 1 |
| Deland, Seminole | 1 |
| Deltona, Seminole | 1 |
| Doral, Unknown | 1 |

COVID-19: characteristics of 1,695,300 Florida resident cases

Data through Jan 31, 2021 verified as of Feb 1, 2021 at 09:25 AM

Data in this report are provisional and subject to change.

The table below includes the cities and counties of residence for cases in Florida residents based on the patient's ZIP Code. Note that city is not always received as part of the initial notification and may be missing while the case is being investigated.

| City and county | Cases |
|-----------------------------|-------|
| Downingtown, Hillsborough | 1 |
| Dpo, Santa Rosa | 1 |
| Brooklyn, Dade | 1 |
| Brooklyn, Lee | 1 |
| Caracas, Dade | 1 |
| Boston, Broward | 1 |
| Apopka, Clay | 1 |
| Asheville, Highlands | 1 |
| Astoria, Broward | 1 |
| Bartow, Hardee | 1 |
| Bay Harbor Islands, Unknown | 1 |
| Bel Air, Collier | 1 |
| O, Manatee | 1 |
| Alachua, Duval | 1 |
| Alpharetta, Broward | 1 |
| Homeless, Monroe | 1 |
| Homeless, Pinellas | 1 |
| Hoclywsod, Dade | 1 |
| Hernando, Marion | 1 |
| Hialeah, Collier | 1 |
| Gotcha, Orange | 1 |
| Greensburg, Palm Beach | 1 |
| Helen, Bay | 1 |
| Hallandale, Unknown | 1 |
| Fort Lauderdale, Leon | 1 |
| Fort Pierce, Palm Beach | 1 |
| Fort White, Clay | 1 |
| Garden City, Alachua | 1 |
| Gaylord, Orange | 1 |
| Dallas, Hernando | 1 |
| Fisher Island, Unknown | 1 |
| Lake Butler, Alachua | 1 |
| Knoxville, Bay | 1 |
| Kingsland, Nassau | 1 |
| Keys West, Unknown | 1 |
| Lakewood Ranch, Unknown | 1 |
| Ldhl, Broward | 1 |
| Las Vegas, Palm Beach | 1 |
| Key West, Duval | 1 |
| Indian Rocks Beach, Duval | 1 |
| Inglewood, Sarasota | 1 |
| Inwood, Broward | 1 |
| Irvine, Marion | 1 |
| Istachatta, Hernando | 1 |
| Jefferson, Dade | 1 |
| Jonesboro, Leon | 1 |
| Jupiter, Dade | 1 |
| Jupiter, St. Lucie | 1 |
| Kenilworth, Leon | 1 |
| Milford, Lee | 1 |
| Micanopy, Marion | 1 |
| Mckinney, Broward | 1 |
| Miamc, Dade | 1 |
| Longwood, Volusia | 1 |
| Little Neck, Lee | 1 |
| Missing, Okeechobee | 1 |
| Monroe Township, Palm Beach | 1 |
| Moore Haven, Okeechobee | 1 |
| Morrisville, Unknown | 1 |

COVID-19: characteristics of 1,695,300 Florida resident cases

Data through Jan 31, 2021 verified as of Feb 1, 2021 at 09:25 AM

Data in this report are provisional and subject to change.

The table below includes the cities and counties of residence for cases in Florida residents based on the patient's ZIP Code. Note that city is not always received as part of the initial notification and may be missing while the case is being investigated.

| City and county | Cases |
|--------------------------------|-------|
| New Middletown, Hillsborough | 1 |
| Newberry, Marion | 1 |
| North Palm Beach, Orange | 1 |
| Northport, Sarasota | 1 |
| Oakland, Lee | 1 |
| Jacksonville, Baker | 1 |
| Jacksonville, Marion | 1 |
| Jupiter Inlet, Palm Beach | 1 |
| Jzx, Unknown | 1 |
| Irmo, Unknown | 1 |
| Key West, Palm Beach | 1 |
| Kilgore, Dade | 1 |
| Lake Clarke Shores, Palm Beach | 1 |
| Lake Forest, Collier | 1 |
| Land O Lakes, Unknown | 1 |
| Landolakes, Unknown | 1 |
| Lawton, Okaloosa | 1 |
| Lima, Manatee | 1 |
| Lima, Volusia | 1 |
| Greensboro, Leon | 1 |
| Maccleenny, Dixie | 1 |
| Madison, Jefferson | 1 |
| Maitland, Collier | 1 |
| Miamiardens, Unknown | 1 |
| Miamksaohes, Dade | 1 |
| Miami Dade, Unknown | 1 |
| Metter, Manatee | 1 |
| Monument, Broward | 1 |
| Morrisville, Palm Beach | 1 |
| North Brunswick, St. Lucie | 1 |
| North Lauderdale, Unknown | 1 |
| Mokena, Lee | 1 |
| Clearwater, Leon | 1 |
| Charlotte, Alachua | 1 |
| Cantonment, Santa Rosa | 1 |
| Bradenton, Lee | 1 |
| Bradenton, Sarasota | 1 |
| Canton, Duval | 1 |
| Callahan, Duval | 1 |
| Bogota, Unknown | 1 |
| Atlanta, Walton | 1 |
| Attalla, Broward | 1 |
| Auburn, Palm Beach | 1 |
| Autaugaville, Broward | 1 |
| Apopka, Volusia | 1 |
| Alachua, Suwannee | 1 |
| Alafaya, Broward | 1 |
| Alafaya, Pinellas | 1 |
| East Setauket, Palm Beach | 1 |
| El Dorado, Palm Beach | 1 |
| Dalecity, Okaloosa | 1 |
| Deerfield Beach, Polk | 1 |
| Crestview, Broward | 1 |
| Crystal River, Marion | 1 |
| Glen Cove, Unknown | 1 |
| Glen Saint Mary, Duval | 1 |
| Gainesville, Levy | 1 |
| Fleming Island, Duval | 1 |
| Florida City, Unknown | 1 |

COVID-19: characteristics of 1,695,300 Florida resident cases

Data through Jan 31, 2021 verified as of Feb 1, 2021 at 09:25 AM

Data in this report are provisional and subject to change.

The table below includes the cities and counties of residence for cases in Florida residents based on the patient's ZIP Code. Note that city is not always received as part of the initial notification and may be missing while the case is being investigated.

| City and county | Cases |
|------------------------------|-------|
| Fellsmere, Brevard | 1 |
| Vernon, Walton | 1 |
| West Miami, Unknown | 1 |
| Waukesha, Volusia | 1 |
| Venezuela, Unknown | 1 |
| Whippany, Volusia | 1 |
| Xifamk, Dade | 1 |
| Windermere, Alachua | 1 |
| Winfield, Hillsborough | 1 |
| Winter Garden, Unknown | 1 |
| Winter Park, Brevard | 1 |
| Ocala, Duval | 1 |
| North Porte, Unknown | 1 |
| Notrealville, Polk | 1 |
| Okeechobi, Unknown | 1 |
| Orem, Dade | 1 |
| Orlando, Citrus | 1 |
| Orlando, Collier | 1 |
| Orlando, Gadsden | 1 |
| Orlando, Hernando | 1 |
| Orlando, Walton | 1 |
| Oviedo, Lake | 1 |
| Orlando, St. Johns | 1 |
| Plantation, Leon | 1 |
| Pooler, Broward | 1 |
| Pensacola, Dade | 1 |
| Panomo City, Bay | 1 |
| Twentynine Palms, Broward | 1 |
| Surprise, Unknown | 1 |
| Syracuse, Unknown | 1 |
| St Cloud, Orange | 1 |
| Sarasota, Unknown | 1 |
| San Marcos, Unknown | 1 |
| Rye, Palm Beach | 1 |
| Saint Petersburg, Bay | 1 |
| Ridgewood, Lee | 1 |
| Roayl Palm Beach, Palm Beach | 1 |
| Roseville, Broward | 1 |
| Port St. Lucie, Unknown | 1 |
| Putnam, Putnam | 1 |
| Gwynn Oak, Polk | 1 |
| Fort Pierce, Brevard | 1 |
| Eureka, Flagler | 1 |
| Fort Worth, Broward | 1 |
| Franklin, Orange | 1 |
| Gainesville, Santa Rosa | 1 |
| Bonnie, St. Johns | 1 |
| Big Torch Key, Monroe | 1 |
| Black, Holmes | 1 |
| Boca Raton, Lee | 1 |
| Bonifay, Unknown | 1 |
| Apo, Collier | 1 |
| Apopka, Citrus | 1 |
| Apopka, Hillsborough | 1 |
| Arabi, Orange | 1 |
| Austin, Dade | 1 |
| Coal City, Pasco | 1 |
| Celebration, Orange | 1 |
| Chicago, Broward | 1 |

COVID-19: characteristics of 1,695,300 Florida resident cases

Data through Jan 31, 2021 verified as of Feb 1, 2021 at 09:25 AM

Data in this report are provisional and subject to change.

The table below includes the cities and counties of residence for cases in Florida residents based on the patient's ZIP Code. Note that city is not always received as part of the initial notification and may be missing while the case is being investigated.

| City and county | Cases |
|------------------------------------|-------|
| Crescent City, Marion | 1 |
| Crestview, Unknown | 1 |
| Commerce Township, Manatee | 1 |
| Crawfordville, Alachua | 1 |
| Brownsville, Escambia | 1 |
| Bryant, Palm Beach | 1 |
| Boys Ranch, Suwannee | 1 |
| Addison, Pasco | 1 |
| Oviedo, Orange | 1 |
| Pace, Escambia | 1 |
| Painted Post, Pasco | 1 |
| Palatka, Marion | 1 |
| Newaygo, Charlotte | 1 |
| North Port, Charlotte | 1 |
| Milford, Bay | 1 |
| Milford, Unknown | 1 |
| Mattoon, Lee | 1 |
| Na, Dade | 1 |
| Naples, Leon | 1 |
| Naples, Unknown | 1 |
| Los Angeles, Orange | 1 |
| Maitland, Palm Beach | 1 |
| Marathon Shores, Monroe | 1 |
| Marco Island, Lee | 1 |
| Marianna, Leon | 1 |
| Marianna, Washington | 1 |
| Mary Esther, Hillsborough | 1 |
| Littleton, St. Johns | 1 |
| Lake Worth, Unknown | 1 |
| Lake Como, Nassau | 1 |
| Lake In The Hills, Broward | 1 |
| Indianapolis, Lee | 1 |
| Jupiter, Pinellas | 1 |
| Kansas City, Palm Beach | 1 |
| Winter Springs, Polk | 1 |
| Youngstown, Washington | 1 |
| Winnetka, Dade | 1 |
| Winter Garden, Osceola | 1 |
| Winter Park, Duval | 1 |
| Winter Park, Palm Beach | 1 |
| Roswell, Bay | 1 |
| Ruskin, Dade | 1 |
| Ruskin, Manatee | 1 |
| Scottsdale, Brevard | 1 |
| Saint Petersburg, Duval | 1 |
| Saint Petersburg, Manatee | 1 |
| Pompano Beach, Dade | 1 |
| Pompano Beach, Osceola | 1 |
| Plymouth, Pasco | 1 |
| Port Saint Lucie, Marion | 1 |
| Port St Luice, Unknown | 1 |
| Port Charlotte, Lee | 1 |
| Pembroke Pines, Unknown | 1 |
| Pensacola Naval Hospital, Escambia | 1 |
| Tavares, Unknown | 1 |
| Temple, Palm Beach | 1 |
| St Petersburg, Orange | 1 |
| Stiamk, Dade | 1 |
| Sun City Center, Lee | 1 |

COVID-19: characteristics of 1,695,300 Florida resident cases

Data through Jan 31, 2021 verified as of Feb 1, 2021 at 09:25 AM

Data in this report are provisional and subject to change.

The table below includes the cities and counties of residence for cases in Florida residents based on the patient's ZIP Code. Note that city is not always received as part of the initial notification and may be missing while the case is being investigated.

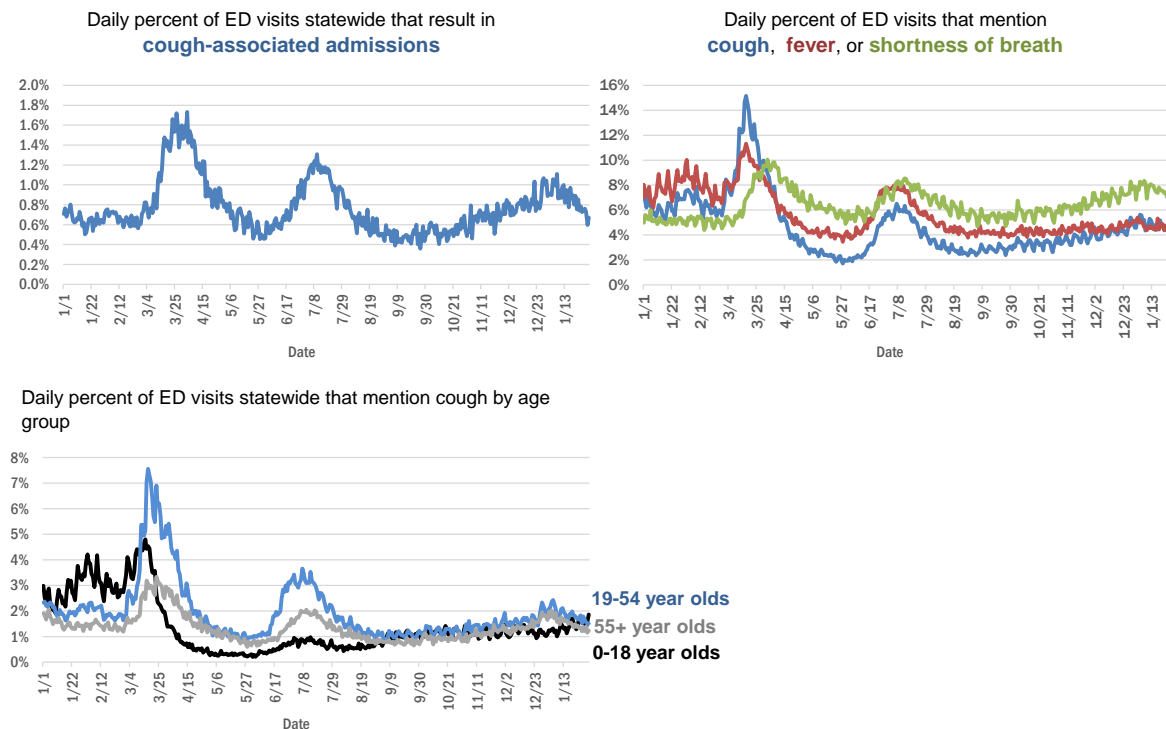
| City and county | Cases |
|--------------------------|------------------|
| Surfside Beach, Orange | 1 |
| Wabasha, Clay | 1 |
| Unknown, Duval | 1 |
| Upland, Manatee | 1 |
| West Hollywood, Broward | 1 |
| Waverly, Duval | 1 |
| Weston, Unknown | 1 |
| Wildwood, Lee | 1 |
| West Palm Beach, Unknown | 1 |
| Total | 1,695,300 |

COVID-19: additional surveillance information

Data through Jan 31, 2021 verified as of Feb 1, 2021 at 09:25 AM

Data in this report are provisional and subject to change.

Statewide emergency department (ED) chief complaint and admission data



The Electronic Surveillance System for the Early Notification of Community-Based Epidemics (ESSENCE-FL) includes chief complaint data from 211 of 211 Florida EDs. Data are transmitted electronically to ESSENCE-FL daily or hourly.

COVID-19: testing by laboratory

Data through Jan 31, 2021 verified as of Feb 1, 2021 at 09:25 AM

Data in this report are provisional and subject to change.

The numbers in the table below represent the number of Florida and non-Florida residents for whom test results were received by the Department of Health. A person can be tested by more than one laboratory and can have both positive and negative results. **Therefore, the sum of the numbers in each column will be larger than the total number of people tested.**

| Reporting lab | Inconclusive | Negative | Positive | Percent positive | Total |
|---|--------------|-----------|----------|------------------|-----------|
| LABORATORY CORPORATION OF AMERICA | 2,401 | 1,482,471 | 202,550 | 12% | 1,687,422 |
| CURATIVE LABS | 12,462 | 1,291,743 | 193,175 | 13% | 1,497,380 |
| QUEST DIAGNOSTICS | 10,954 | 1,279,419 | 189,207 | 13% | 1,479,580 |
| BIO REFERENCE LABORATORIES, INC | 7,495 | 866,698 | 166,426 | 16% | 1,040,619 |
| REALTOX LABS LLC | 5,899 | 552,308 | 90,170 | 14% | 648,377 |
| HELIX | 6,682 | 501,126 | 88,321 | 15% | 596,129 |
| GENETWORK | 661 | 390,605 | 32,948 | 8% | 424,214 |
| CDR MAGUIRE - HEALTH CARE CENTER | | 338,628 | 51,524 | 13% | 390,152 |
| RCA LABORATORY SERVICES, LLC | | 321,453 | 33,907 | 10% | 355,360 |
| NOMI_HEALTH | 1,707 | 292,681 | 44,198 | 13% | 338,586 |
| EAST FLORIDA STATE COLLEGE - BREVARD | | 212,888 | 26,986 | 11% | 239,874 |
| IMPACT HEALTH BIOMETRIC TESTING, INC | 1,011 | 200,370 | 23,192 | 10% | 224,573 |
| NOMI HEALTH LAB SERVICES | | 172,669 | 19,731 | 10% | 192,400 |
| BPHL-JACKSONVILLE | 18 | 151,651 | 27,445 | 15% | 179,114 |
| MAKO GENOMICS | 6,993 | 129,209 | 23,427 | 15% | 159,629 |
| ADVENTHEALTH LAB | 99 | 136,032 | 17,578 | 11% | 153,709 |
| ELABNETWORK | 1,059 | 136,318 | 11,619 | 8% | 148,996 |
| PWNHEALTH | 854 | 127,905 | 17,612 | 12% | 146,371 |
| MAYO CLINIC LABORATORIES | 326 | 128,900 | 16,598 | 11% | 145,824 |
| CB SMITH PARK | | 127,594 | 16,340 | 11% | 143,934 |
| FULGENT DIAGNOSTICS LABORATORY | 2,592 | 122,528 | 13,494 | 10% | 138,614 |
| BPHL-MIAMI | 225 | 111,436 | 19,157 | 15% | 130,818 |
| NORTHWEST LABORATORY | 246 | 121,042 | 6,472 | 5% | 127,760 |
| BAYCARE LABORATORIES LLC | 530 | 115,538 | 10,489 | 8% | 126,557 |
| MEMORIAL REGIONAL HOSPITAL SOUTH | 25 | 102,062 | 21,037 | 17% | 123,124 |
| ASCENSION SACRED HEART HOSPITAL - PENSACOLA | 2 | 104,105 | 16,578 | 14% | 120,685 |
| BIOCOLLECTIONS WORLDWIDE, INC | 708 | 103,177 | 13,012 | 11% | 116,897 |
| ADVENT HEALTH LAB | 112 | 101,260 | 13,957 | 12% | 115,329 |
| MEDICAL DIAGNOSTIC LABORATORIES | 973 | 98,488 | 14,205 | 12% | 113,666 |
| ORLANDO HEALTH SYSTEM | 658 | 100,961 | 10,644 | 9% | 112,263 |
| UF HEALTH MEDICAL LAB | 33 | 90,045 | 8,269 | 8% | 98,347 |
| KORVALABS, INC | 1,285 | 91,384 | 4,693 | 5% | 97,362 |
| BPHL-TAMPA (SPECTRUM BLVD) | 45 | 80,096 | 15,070 | 16% | 95,211 |
| AKESOGEN | | 78,717 | 15,083 | 16% | 93,800 |
| TESTING MATTERS INC | 363 | 79,621 | 13,036 | 14% | 93,020 |
| TAMPA GENERAL HOSPITAL | 4 | 82,478 | 7,959 | 9% | 90,441 |
| DIATHERIX LABORATORIES (VRL EUROFINS) | | 77,176 | 11,741 | 13% | 88,917 |
| SUNPATH MEDICAL DIAGNOSTICS LABORATORY | 772 | 75,326 | 11,639 | 13% | 87,737 |
| BAPTIST HEALTH SOUTH FLORIDA | 309 | 65,656 | 10,573 | 14% | 76,538 |
| ASCENSION ST VINCENT'S - RIVERSIDE | 1 | 62,277 | 9,254 | 13% | 71,532 |
| AEGIS SCIENCES CORPORATION | 558 | 55,536 | 10,379 | 16% | 66,473 |
| JACKSON MEMORIAL HOSPITAL CLINICAL LAB | 79 | 55,322 | 10,375 | 16% | 65,776 |
| LAKELAND REGIONAL MEDICAL CENTER | 129 | 56,620 | 7,597 | 12% | 64,346 |
| SOUTH MIAMI HOSPITAL LAB | 344 | 55,102 | 8,120 | 13% | 63,566 |
| UF HEALTH SHANDS HOSPITAL | 417 | 54,440 | 4,100 | 7% | 58,957 |
| AIT LABORATORIES | | 48,539 | 5,972 | 11% | 54,511 |

COVID-19: testing by laboratory

Data through Jan 31, 2021 verified as of Feb 1, 2021 at 09:25 AM

Data in this report are provisional and subject to change.

The numbers in the table below represent the number of Florida and non-Florida residents for whom test results were received by the Department of Health. A person can be tested by more than one laboratory and can have both positive and negative results. **Therefore, the sum of the numbers in each column will be larger than the total number of people tested.**

| Reporting lab | Inconclusive | Negative | Positive | Percent positive | Total |
|---|--------------|----------|----------|------------------|--------|
| ARUP LABORATORIES | 16 | 50,042 | 2,919 | 6% | 52,977 |
| INGENIOUS PERSONALIZED MEDICINE | 170 | 42,051 | 8,916 | 17% | 51,137 |
| AMERICAN HEALTH ASSOCIATES | 9 | 46,979 | 3,587 | 7% | 50,575 |
| APPLIED INGENUITY DIAGNOSTICS LLC | | 45,771 | 2,071 | 4% | 47,842 |
| BAPTIST HEALTH - JACKSONVILLE | 4 | 41,972 | 3,510 | 8% | 45,486 |
| TALLAHASSEE MEMORIAL HOSPITAL | 228 | 39,882 | 5,101 | 11% | 45,211 |
| VIRACOR EUROFINS | | 35,375 | 9,801 | 22% | 45,176 |
| GENESIS REFERENCE LABORATORIES | | 38,329 | 4,502 | 11% | 42,831 |
| SARASOTA MEMORIAL HOSPITAL MAIN LAB | 12 | 35,793 | 3,292 | 8% | 39,097 |
| BROWARD GENERAL MEDICAL CENTER-CLINICAL LAB | 2 | 34,197 | 3,686 | 10% | 37,885 |
| MILLENNIUM PHYSICIAN GROUP | 17 | 31,393 | 6,084 | 16% | 37,494 |
| ORANGE COUNTY CONVENTION CENTER | | 33,330 | 3,684 | 10% | 37,014 |
| LEE HEALTH - CAPE CORAL HOSPITAL | 3 | 31,104 | 5,228 | 14% | 36,335 |
| NICKLAUS CHILDREN'S HOSPITAL | 64 | 31,431 | 4,589 | 13% | 36,084 |
| FLORIDA HOSPITAL - TAMPA | 37 | 32,962 | 2,928 | 8% | 35,927 |
| MIAMI DADE COUNTY | | 32,093 | 3,528 | 10% | 35,621 |
| UNIVERSITY OF MIAMI HOSPITAL | 49 | 31,687 | 3,341 | 10% | 35,077 |
| WALGREENS | 34 | 28,761 | 5,305 | 16% | 34,100 |
| ADVENTIST HEALTH SYSTEMS SUNBELT INC DBA | | 30,397 | 3,398 | 10% | 33,795 |
| UF HEALTH JACKSONVILLE | 47 | 29,957 | 3,581 | 11% | 33,585 |
| ECCO LAB GROUP CO | 482 | 27,585 | 4,449 | 14% | 32,516 |
| DWIC OF TAMPA BAY INC | | 28,652 | 3,265 | 10% | 31,917 |
| NORTH FLORIDA REGIONAL MEDICAL CENTER | | 24,909 | 3,124 | 11% | 28,033 |
| ST JOSEPHS HOSPITAL LABORATORY | 23 | 24,227 | 3,234 | 12% | 27,484 |
| JUPITER MEDICAL CENTER LAB | 74 | 24,955 | 2,402 | 9% | 27,431 |
| MOUNT SINAI MEDICAL CENTER | 9 | 24,581 | 2,724 | 10% | 27,314 |
| BRANDON REGIONAL HOSPITAL | | 23,711 | 3,234 | 12% | 26,945 |
| PALMETTO GENERAL HOSPITAL LAB | 3 | 20,406 | 4,286 | 17% | 24,695 |
| JFK MEDICAL CENTER LAB | 1 | 21,741 | 2,866 | 12% | 24,608 |
| STS LAB 2 LLC | 6 | 23,278 | 1,196 | 5% | 24,480 |
| INTEGRATED REGIONAL LABORATORIES LLP | 1 | 20,035 | 3,385 | 14% | 23,421 |
| MINUTECLINIC LLC | | 19,637 | 3,688 | 16% | 23,325 |
| ACCESS DX LABORATORY | 212 | 21,033 | 2,042 | 9% | 23,287 |
| WATSON CLINIC LLP | | 18,610 | 4,384 | 19% | 22,994 |
| MEDFAST URGENT CARE CENTERS, LLC | 12 | 19,717 | 3,084 | 14% | 22,813 |
| STATLAB_MOBILE | 1 | 19,981 | 2,019 | 9% | 22,001 |
| AVENTUS BIO LABS | 16 | 18,863 | 2,788 | 13% | 21,667 |
| HOLY CROSS HOSPITAL CLINICAL LAB | 1 | 19,819 | 1,823 | 8% | 21,643 |
| HEALTHLINK DIAGNOSTIC LABORATORIES | 280 | 18,798 | 2,210 | 10% | 21,288 |
| PANCARE OF FLORIDA INC | | 18,911 | 2,260 | 11% | 21,171 |
| NAPLES COMMUNITY HOSPITAL | 68 | 19,000 | 1,961 | 9% | 21,029 |
| MORTON PLANT HOSPITAL-ADLER INSTITUTE | 26 | 18,756 | 2,227 | 11% | 21,009 |
| GENESIS MEDICAL LABORATORY | 271 | 17,319 | 3,351 | 16% | 20,941 |
| MALABAR MEDICAL WALK IN CLINIC | 1 | 17,349 | 3,421 | 16% | 20,771 |

COVID-19: testing by laboratory

Data through Jan 31, 2021 verified as of Feb 1, 2021 at 09:25 AM

Data in this report are provisional and subject to change.

The numbers in the table below represent the number of Florida and non-Florida residents for whom test results were received by the Department of Health. A person can be tested by more than one laboratory and can have both positive and negative results. **Therefore, the sum of the numbers in each column will be larger than the total number of people tested.**

| Reporting lab | Inconclusive | Negative | Positive | Percent positive | Total |
|--|--------------|----------|----------|------------------|--------|
| LAB DIAGNOSTICS LLC | 383 | 15,044 | 5,270 | 25% | 20,697 |
| NIGHT LITE PEDIATRIC CENTER LLC | | 18,351 | 2,234 | 11% | 20,585 |
| ADVENT HEALTH - DAYTONA BEACH | 32 | 18,890 | 1,616 | 8% | 20,538 |
| EXACT SCIENCES LABORATORIES | | 18,108 | 2,302 | 11% | 20,410 |
| DRS CLACK SPENCER WHITE & MCCORMACK PA D/B/A | | 17,812 | 1,886 | 10% | 19,698 |
| PATIENTS FIRST LAKE ELLA MEDICAL CENTER PA | | 16,558 | 3,098 | 16% | 19,656 |
| INFINITY BIOLOGIX LLC | 54 | 18,735 | 817 | 4% | 19,606 |
| AHALABS | | 17,887 | 1,401 | 7% | 19,288 |
| SAINT MARY'S MEDICAL CENTER | 24 | 17,015 | 2,014 | 11% | 19,053 |
| HEALTH CENTER AT SINAI RESIDENCES | | 16,932 | 506 | 3% | 17,438 |
| UNITED CLINICAL LABORATORY LLC | 2 | 15,172 | 2,093 | 12% | 17,267 |
| BIOCERNA LABS | 461 | 14,582 | 2,112 | 12% | 17,155 |
| BAYFRONT HEALTH - ST PETERSBURG | 17 | 14,161 | 2,216 | 14% | 16,394 |
| WELLINGTON REGIONAL MED CTR LAB | 6 | 14,468 | 1,793 | 11% | 16,267 |
| LEESBURG REGIONAL MEDICAL CENTER | | 14,277 | 1,966 | 12% | 16,243 |
| OSCEOLA REGIONAL MEDICAL CENTER | 1 | 14,072 | 2,096 | 13% | 16,169 |
| CLEVELAND CLINIC HOSPITAL LAB | 4 | 13,870 | 1,975 | 12% | 15,849 |
| HOMESTEAD HOSPITAL CLINICAL LABORATORY | 27 | 12,775 | 2,745 | 18% | 15,547 |
| MEMORIAL HOSPITAL JACKSONVILLE | 8 | 12,895 | 2,565 | 17% | 15,468 |
| CLEVELAND CLINIC TRADITION HOSPITAL | | 14,069 | 1,073 | 7% | 15,142 |
| INDIAN RIVER MEDICAL CENTER LAB | | 13,669 | 851 | 6% | 14,520 |
| ORANGE PARK MEDICAL CENTER | 9 | 12,001 | 2,454 | 17% | 14,464 |
| NORTHWEST MEDICAL CENTER | 1 | 12,586 | 1,789 | 12% | 14,376 |
| BETHESDA HOSPITAL EAST | | 12,665 | 1,280 | 9% | 13,945 |
| VISTA CLINICAL DIAGNOSTICS | 465 | 11,979 | 1,494 | 11% | 13,938 |
| INDIAN RIVER PATHOLOGY LLC | | 12,740 | 1,142 | 8% | 13,882 |
| ACCESS MEDICAL LABORATORIES | 4 | 7,091 | 6,765 | 49% | 13,860 |
| DELRAY MEDICAL CENTER LAB | 3 | 12,418 | 1,424 | 10% | 13,845 |
| PRIVA PATH LABS | 71 | 12,903 | 848 | 6% | 13,822 |
| OAK HILL HOSPITAL | | 12,234 | 1,560 | 11% | 13,794 |
| WEST KENDALL BAPTIST HOSPITAL | 10 | 11,067 | 2,641 | 19% | 13,718 |
| CLARITY LAB SOLUTIONS | 75 | 11,986 | 1,539 | 11% | 13,600 |
| MEMORIAL REGIONAL HOSPITAL CLINICAL LABORATORY | 10 | 12,671 | 884 | 7% | 13,565 |
| LAWNWOOD REGIONAL MEDICAL CENTER | 1 | 11,558 | 1,863 | 14% | 13,422 |
| LEE HEALTH - LEE MEMORIAL HOSPITAL | | 9,968 | 3,431 | 26% | 13,399 |
| BAPTIST HEALTHCARE - BAPTIST HOSPITAL | 5 | 10,351 | 2,838 | 22% | 13,194 |
| BAPTIST HEALTH - SOUTH | | 11,964 | 1,080 | 8% | 13,044 |
| LARGO MEDICAL CENTER | | 11,357 | 1,458 | 11% | 12,815 |
| WINTER HAVEN HOSPITAL CLINICAL LABORATORY | 4 | 10,791 | 1,969 | 15% | 12,764 |
| NONA SCIENTIFIC | 5 | 9,631 | 3,086 | 24% | 12,722 |
| UHEALTH CORAL GABLES/LENNAR MED CTR | 7 | 11,899 | 699 | 6% | 12,605 |
| CARDIOPATH | 84 | 10,731 | 1,594 | 13% | 12,409 |
| WEST FLORIDA HOSPITAL LAB | | 9,480 | 2,756 | 23% | 12,236 |
| LAKE CITY HM | | 11,147 | 988 | 8% | 12,135 |

COVID-19: testing by laboratory

Data through Jan 31, 2021 verified as of Feb 1, 2021 at 09:25 AM

Data in this report are provisional and subject to change.

The numbers in the table below represent the number of Florida and non-Florida residents for whom test results were received by the Department of Health. A person can be tested by more than one laboratory and can have both positive and negative results. **Therefore, the sum of the numbers in each column will be larger than the total number of people tested.**

| Reporting lab | Inconclusive | Negative | Positive | Percent positive | Total |
|---|--------------|----------|----------|------------------|--------|
| ST ANTHONY'S HOSPITAL LAB | 30 | 10,631 | 1,407 | 12% | 12,068 |
| FLORIDA HOSPITAL WATERMAN LABORATORY | 70 | 10,997 | 860 | 7% | 11,927 |
| GOOD SAMARITAN MEDICAL CENTER LAB | 2 | 10,328 | 1,547 | 13% | 11,877 |
| WESTSIDE REGIONAL MED CTR | 2 | 10,110 | 1,727 | 15% | 11,839 |
| BINAXNOW | 9 | 9,062 | 2,720 | 23% | 11,791 |
| MEDICAL CENTER OF TRINITY CLINICAL LABORATORY | 2 | 10,484 | 1,290 | 11% | 11,776 |
| PALMS WEST HOSPITAL LAB | 2 | 10,022 | 1,707 | 15% | 11,731 |
| ST MARKS HOSPITAL LABORATORY B | 78 | 10,627 | 1,002 | 9% | 11,707 |
| THE HEALTHCARE DISTRICT OF PALM BEACH COUNTY | 41 | 10,185 | 1,475 | 13% | 11,701 |
| PWN HEALTH | 17 | 9,503 | 2,061 | 18% | 11,581 |
| MERCY HOSPITAL A CAMPUS OF PLANTATION GEN HOSP LAB | 1 | 9,619 | 1,867 | 16% | 11,487 |
| GULF COAST MEDICAL CENTER MICROLAB | | 8,884 | 2,521 | 22% | 11,405 |
| ADVENTHEALTH CENTRA CARE LAKE BUENA VISTA | | 10,115 | 1,228 | 11% | 11,343 |
| REGIONAL MEDICAL CENTER BAYONET POINT | 2 | 10,329 | 924 | 8% | 11,255 |
| ST JOSEPHS HOSPITAL | 18 | 9,597 | 1,418 | 13% | 11,033 |
| THE VILLAGES REGIONAL HOSPITAL | | 9,894 | 1,117 | 10% | 11,011 |
| CAPITAL REGIONAL MEDICAL CTR | | 8,724 | 2,218 | 20% | 10,942 |
| GENOVA DIAGNOSTICS LABORATORY | 50 | 9,828 | 921 | 9% | 10,799 |
| AVENTURA HOSPITAL LAB | | 8,666 | 2,051 | 19% | 10,717 |
| CORAL GABLES HOSPITAL CLINICAL LABORATORY | | 8,940 | 1,741 | 16% | 10,681 |
| COAST DIAGNOSTICS LLC | 45 | 9,526 | 1,099 | 10% | 10,670 |
| HALIFAX MEDICAL CENTER LAB | 36 | 9,026 | 1,596 | 15% | 10,658 |
| LARKIN COMMUNITY HOSPITAL | 10 | 9,194 | 1,421 | 13% | 10,625 |
| WEST BOCA MEDICAL CENTER LAB | | 9,720 | 780 | 7% | 10,500 |
| FLORIDA LABORATORY ANALYSIS | | 9,200 | 1,271 | 12% | 10,471 |
| MEASE COUNTRYSIDE LAB | 14 | 9,328 | 1,116 | 11% | 10,458 |
| NEMOURS CHILDRENS HOSPITAL | 1 | 9,834 | 607 | 6% | 10,442 |
| LARKIN COMMUNITY HOSPITAL INC DBA CARDIOTROPIC | | 6,820 | 3,621 | 35% | 10,441 |
| BLAKE MEDICAL CENTER | | 9,047 | 1,334 | 13% | 10,381 |
| PATHNOSTICS | 40 | 8,002 | 2,269 | 22% | 10,311 |
| MANATEE MEMORIAL HOSPITAL | | 9,422 | 877 | 9% | 10,299 |
| LEE HEALTH - HEALTH PARK MEDICAL CENTER | | 8,566 | 1,725 | 17% | 10,291 |
| PALM BEACH GARDENS MEDICAL CTR LAB | | 9,124 | 985 | 10% | 10,109 |
| BAPTIST HEALTH SOUTH FLORIDA - WEST KENDALL URGENT CARE | | 8,472 | 1,635 | 16% | 10,107 |
| SRQ DRIVE THROUGH | | 8,944 | 905 | 9% | 9,849 |
| FLORIDA HOSPITAL HEARTLAND MED CTR CLINICAL LAB | 33 | 8,317 | 1,271 | 13% | 9,621 |
| PALM BEACH BALL PARK | | 8,605 | 1,004 | 10% | 9,609 |
| LAKE CITY MEDICAL CENTER | | 7,520 | 2,069 | 22% | 9,589 |
| AVECINA | 17 | 8,865 | 690 | 7% | 9,572 |
| ADVENT HEALTH - WESLEY CHAPEL | 14 | 8,606 | 895 | 9% | 9,515 |
| VIKOR SCIENTIFIC | 35 | 7,668 | 1,649 | 18% | 9,352 |
| BOSTON HEART DIAGNOSTICS CORP | | 8,059 | 1,190 | 13% | 9,249 |
| P4 CLINICAL, LLC | 190 | 8,048 | 909 | 10% | 9,147 |
| PRECISION HEALTH RESOURCES LLC | | 8,549 | 574 | 6% | 9,123 |
| DOCTORS HOSPITAL | 7 | 7,573 | 1,520 | 17% | 9,100 |
| PLANTATION GENERAL HOSPITAL | | 7,612 | 1,407 | 16% | 9,019 |

COVID-19: testing by laboratory

Data through Jan 31, 2021 verified as of Feb 1, 2021 at 09:25 AM

Data in this report are provisional and subject to change.

The numbers in the table below represent the number of Florida and non-Florida residents for whom test results were received by the Department of Health. A person can be tested by more than one laboratory and can have both positive and negative results. **Therefore, the sum of the numbers in each column will be larger than the total number of people tested.**

| Reporting lab | Inconclusive | Negative | Positive | Percent positive | Total |
|---|--------------|----------|----------|------------------|-------|
| AVECINA MEDICAL | 4 | 6,174 | 2,839 | 31% | 9,017 |
| CERNERELR_BAYCARE | 43 | 8,320 | 616 | 7% | 8,979 |
| LABSTAT LLC | 3 | 8,509 | 422 | 5% | 8,934 |
| FLORIDA MEDICAL CENTER - A CAMPUS OF NORTH SHORE | 2 | 7,763 | 1,052 | 12% | 8,817 |
| LEON MEDICAL CENTERS LLC | | 6,815 | 1,921 | 22% | 8,736 |
| CENTRAL FLORIDA REGIONAL HOSPITAL | | 7,730 | 918 | 11% | 8,648 |
| NORTHSIDE HOSPITAL AND HEART INSTITUTE | | 7,744 | 897 | 10% | 8,641 |
| CORAL SPRINGS MED CTR | | 7,731 | 828 | 10% | 8,559 |
| AMERICAN FAMILY CARE | | 4,557 | 3,996 | 47% | 8,553 |
| MOLECULAR INFECTIOUS DISEASES | 16 | 8,283 | 119 | 1% | 8,418 |
| FLORIDA HOSPITAL DELAND | 10 | 7,298 | 1,084 | 13% | 8,392 |
| INFORM DIAGNOSTICS, INC | | 7,891 | 477 | 6% | 8,368 |
| AVECINA MEDICAL OAKLEAF | 3 | 6,977 | 1,330 | 16% | 8,310 |
| SARKIS CLINICAL TRIALS | 22 | 7,198 | 1,080 | 13% | 8,300 |
| CERNERELR_BAPTISTMIAMI | 31 | 7,313 | 862 | 11% | 8,206 |
| FLORIDA HOSPITAL FLAGLER | 29 | 7,486 | 690 | 8% | 8,205 |
| EXPRESS GENE MOLECULAR DIAGNOSTICS LABORATORY | | 6,886 | 1,282 | 16% | 8,168 |
| ALL CHILDREN'S HOSPITAL | | 7,507 | 544 | 7% | 8,051 |
| ADVENTHEALTH CENTRA CARE WATERFORD LAKES | | 6,665 | 1,344 | 17% | 8,009 |
| NORTH SHORE MEDICAL CENTER | | 6,571 | 1,338 | 17% | 7,909 |
| OCALA REGIONAL MEDICAL CENTER | | 6,840 | 1,049 | 13% | 7,889 |
| BROWARD HEALTH NORTH CLINICAL LABORATORY | | 6,986 | 893 | 11% | 7,879 |
| BAPTIST HEALTH SOUTH FLORIDA - COUNTRY WALK URGENT CARE | | 6,484 | 1,352 | 17% | 7,836 |
| FLORIDA HOSPITAL ZEPHYRHILLS | 10 | 6,973 | 817 | 10% | 7,800 |
| FLORIDA HOSPITAL OF CARROLLWOOD | 23 | 6,595 | 1,077 | 14% | 7,695 |
| WEST PALM HOSPITAL LAB | | 7,039 | 628 | 8% | 7,667 |
| NCF DIAGNOSTICS & DNA TECHNOLOGIES LAB | 127 | 7,103 | 427 | 6% | 7,657 |
| LEE HEALTH - GULF COAST MEDICAL CENTER | 2 | 6,038 | 1,586 | 21% | 7,626 |
| NCH NORTH NAPLES HOSPITAL LAB | 15 | 6,733 | 829 | 11% | 7,577 |
| MEDARBOR DIAGNOSTICS | 1 | 6,477 | 1,090 | 14% | 7,568 |
| SOUTH BAY HOSPITAL CLINICAL LAB | 1 | 6,705 | 818 | 11% | 7,524 |
| KD MEDICAL CHOICE LLC | 5 | 6,799 | 712 | 9% | 7,516 |
| CLEVELAND CLINIC MARTIN SOUTH HOSPITAL | 1 | 6,556 | 818 | 11% | 7,375 |
| CernerELR_Advent | | 6,254 | 1,028 | 14% | 7,282 |
| ADVENTHEALTH CENTRA CARE ST CLOUD | 1 | 6,216 | 1,040 | 14% | 7,257 |
| NATIONWIDE LABORATORY SERVICES INC | 238 | 5,949 | 1,009 | 14% | 7,196 |
| BAPTIST HEALTH - BEACHES | | 6,599 | 579 | 8% | 7,178 |
| MEMORIAL HOSPITAL WEST LABORATORY SERVICES | 14 | 6,399 | 661 | 9% | 7,074 |
| ISPM LABS, LLC DBA CAPSTONE DIAGNOSTICS, LLC | | 6,624 | 362 | 5% | 6,986 |
| MEDRITE MEDICAL CARE, PC | 3,241 | 3,336 | 391 | 6% | 6,968 |
| BAPTIST HEALTH SOUTH FLORIDA - MIAMI LAKES URGENT CARE | | 5,438 | 1,490 | 22% | 6,928 |
| POINCIANA MEDICAL CENTER | | 5,352 | 1,571 | 23% | 6,923 |
| BAYCARE COMMUNITY HEALTH | | 6,685 | 177 | 3% | 6,862 |
| LUMINUS DIAGNOSTICS | | 6,249 | 549 | 8% | 6,798 |
| FULGENT DIAGNOSTICS | 104 | 6,111 | 471 | 7% | 6,686 |
| MEMORIAL HOSPITAL MICRO | | 6,214 | 471 | 7% | 6,685 |

COVID-19: testing by laboratory

Data through Jan 31, 2021 verified as of Feb 1, 2021 at 09:25 AM

Data in this report are provisional and subject to change.

The numbers in the table below represent the number of Florida and non-Florida residents for whom test results were received by the Department of Health. A person can be tested by more than one laboratory and can have both positive and negative results. **Therefore, the sum of the numbers in each column will be larger than the total number of people tested.**

| Reporting lab | Inconclusive | Negative | Positive | Percent positive | Total |
|--|--------------|----------|----------|------------------|-------|
| WEST MARION COMMUNITY HOSPITAL LAB | | 5,567 | 1,108 | 17% | 6,675 |
| MORTON PLANT-MEASE | 5 | 6,044 | 618 | 9% | 6,667 |
| ANNE BATES LEACH EYE HOSPITAL/ ABLEH MICROBIOLOGY LABORATORY | 4 | 6,494 | 98 | 1% | 6,596 |
| ARCPPOINT LABS OF FORT MYERS | 4 | 5,731 | 844 | 13% | 6,579 |
| VISTA CLINICAL | 8 | 3,838 | 2,708 | 41% | 6,554 |
| SANTA ROSA MEDICAL CENTER | | 5,306 | 1,242 | 19% | 6,548 |
| CLEVELAND CLINIC MARTIN NORTH HOSPITAL | | 5,747 | 776 | 12% | 6,523 |
| LAKEWOOD RANCH MEDICAL CENTER | | 5,993 | 513 | 8% | 6,506 |
| H LEE MOFFITT CANCER CENTER LABORATORY | 1 | 6,257 | 191 | 3% | 6,449 |
| MEDEXPRESS URGENT CARE | 2 | 4,368 | 2,060 | 32% | 6,430 |
| FLORIDA HOSPITAL FISH MEMORIAL | 19 | 5,455 | 931 | 15% | 6,405 |
| ST LUCIE MEDICAL CENTER | | 5,123 | 1,259 | 20% | 6,382 |
| SYNERGY LABORATORIES | 7 | 5,450 | 840 | 13% | 6,297 |
| BAPTIST HEALTH SOUTH FLORIDA - WESTCHESTER URGENT CARE | | 5,052 | 1,132 | 18% | 6,184 |
| AVERO DIAGNOSTICS - IRVING | 8 | 5,683 | 430 | 7% | 6,121 |
| GENE BY GENE, GENOMICS RESEARCH CENTER LAB | 44 | 5,685 | 314 | 5% | 6,043 |
| ADVENTHEALTH CENTRA CARE WINTER GARDEN | 1 | 5,287 | 643 | 11% | 5,931 |
| HIALEAH HOSPITAL | 4 | 4,581 | 1,322 | 22% | 5,907 |
| HEALTHQUEST ESOTERICS | | 4,636 | 1,238 | 21% | 5,874 |
| UNKNOWN | 3 | 3,193 | 2,678 | 46% | 5,874 |
| FLORIDA HOSPITAL Ocala | | 5,118 | 755 | 13% | 5,873 |
| BAPTIST HEALTH SOUTH FLORIDA - DORAL URGENT CARE | | 4,674 | 1,198 | 20% | 5,872 |
| ST JOSEPHS NORTH HOSPITAL LAB | 7 | 5,055 | 799 | 14% | 5,861 |
| BAYFRONT HEALTH - VENICE REGIONAL MEDICAL | 1 | 5,338 | 505 | 9% | 5,844 |
| ADVENTHEALTH CENTRA CARE CLERMONT | | 4,925 | 864 | 15% | 5,789 |
| ADVENTHEALTH CENTRA CARE UNIVERSITY | 1 | 5,104 | 673 | 12% | 5,778 |
| ADVENTHEALTH CENTRA CARE WINTER PARK | | 5,178 | 556 | 10% | 5,734 |
| OVIEDO MEDICAL CENTER | | 5,114 | 595 | 10% | 5,709 |
| BAPTIST HEALTH - NASSAU | | 5,342 | 303 | 5% | 5,645 |
| IMPERIAL POINT MEDICAL CENTER | | 5,164 | 471 | 8% | 5,635 |
| SYNERGY DIAGNOSTIC LABORATORY | 85 | 4,916 | 587 | 11% | 5,588 |
| ADVENTHEALTH CENTRA CARE DR PHILLIPS | | 5,053 | 498 | 9% | 5,551 |
| SOLARIS DIAGNOSTICS | 9 | 4,968 | 545 | 10% | 5,522 |
| HOLIDAY CVS LLC | | 5,273 | 247 | 4% | 5,520 |
| ADVENTHEALTH CENTRA CARE HUNTERS CREEK | 3 | 4,624 | 763 | 14% | 5,390 |
| FORT WALTON BEACH MEDICAL CENTER | | 4,561 | 805 | 15% | 5,366 |
| TROPICANA FIELD - LOT 2 | 19 | 4,855 | 479 | 9% | 5,353 |
| ST PETERSBURG GENERAL HOSPITAL | | 4,477 | 847 | 16% | 5,324 |
| SUNRISE MEDICAL LABORATORIES | 2 | 4,906 | 354 | 7% | 5,262 |
| ADVENTHEALTH CENTRA CARE LAKE LAND | 1 | 4,555 | 702 | 13% | 5,258 |
| MARTIN HOSPITAL SOUTH LAB | | 4,966 | 282 | 5% | 5,248 |
| ATLANTIS URGENT CARE | 1 | 3,770 | 1,443 | 28% | 5,214 |
| SOUTH FLORIDA BAPTIST HOSPITAL MICRO | 4 | 4,338 | 814 | 16% | 5,156 |
| BAPTIST HEALTH SOUTH FLORIDA - PEMBROKE PINES URGENT CARE | | 4,323 | 833 | 16% | 5,156 |
| ADVENTHEALTH CENTRA CARE LEE ROAD | | 4,624 | 519 | 10% | 5,143 |
| BAYFRONT HEALTH - PORT CHARLOTTE | | 4,690 | 428 | 8% | 5,118 |

COVID-19: testing by laboratory

Data through Jan 31, 2021 verified as of Feb 1, 2021 at 09:25 AM

Data in this report are provisional and subject to change.

The numbers in the table below represent the number of Florida and non-Florida residents for whom test results were received by the Department of Health. A person can be tested by more than one laboratory and can have both positive and negative results. **Therefore, the sum of the numbers in each column will be larger than the total number of people tested.**

| Reporting lab | Inconclusive | Negative | Positive | Percent positive | Total |
|--|--------------|----------|----------|------------------|-------|
| TRINITY SPRINGS | | 4,357 | 729 | 14% | 5,086 |
| COMMUNITY HEALTH CENTERS OF PINELLAS INC | | 3,996 | 1,034 | 21% | 5,030 |
| FLORIDA HOSPITAL NORTH PINELLAS | 11 | 4,590 | 407 | 8% | 5,008 |
| CLINICAL REFERENCE LABORATORY | 2 | 4,727 | 239 | 5% | 4,968 |
| ADVENTHEALTH CENTRA CARE LAKE MARY | 2 | 4,285 | 632 | 13% | 4,919 |
| MEDEXPRESS URGENT CARE OF BOYNTON BEACH LLC | | 4,604 | 291 | 6% | 4,895 |
| ADVENTHEALTH CENTRA CARE SANFORD | | 4,291 | 553 | 11% | 4,844 |
| BAPTIST HEALTH SOUTH FLORIDA - CORAL SPRINGS URGENT CARE | | 4,141 | 672 | 14% | 4,813 |
| ADVENTHEALTH CENTRA CARE MOUNT DORA | | 3,988 | 824 | 17% | 4,812 |
| ADVENTHEALTH CENTRA CARE KISSIMMEE | | 4,301 | 499 | 10% | 4,800 |
| DOCTORS URGENT CARE LLC | 1 | 3,867 | 883 | 19% | 4,751 |
| ACUTIS DIAGNOSTICS | 16 | 3,824 | 903 | 19% | 4,743 |
| MEDEXPRESS URGENT CARE HUDSON | | 4,095 | 631 | 13% | 4,726 |
| SUNCOAST PATHOLOGY ASSOCIATES | | 4,308 | 389 | 8% | 4,697 |
| MEDICAL DNA LABS LLC | 2 | 4,284 | 394 | 8% | 4,680 |
| PUTNAM COMMUNITY MEDICAL CENTER | | 4,015 | 630 | 14% | 4,645 |
| ADVENTHEALTH CENTRA CARE APOPKA | 1 | 4,003 | 629 | 14% | 4,633 |
| NIGHT LITE PEDIATRICS | 4 | 3,338 | 1,245 | 27% | 4,587 |
| ADVENTIST HEALTH SYSTEMS, SUNBELT INC | | 4,025 | 553 | 12% | 4,578 |
| EGLIN AIR FORCE BASE | 12 | 3,296 | 1,253 | 27% | 4,561 |
| ANGEL KIDS PEDIATRICS | | 4,277 | 279 | 6% | 4,556 |
| EMPIRE CITY LABORATORIES INC | 47 | 3,862 | 641 | 14% | 4,550 |
| UNIVERSITY HOSPITAL AND MEDICAL CENTER | | 3,426 | 1,055 | 24% | 4,481 |
| MOFFITT CANCER CENTER | 6 | 4,370 | 93 | 2% | 4,469 |
| INDIAN RIVER MEDICAL CENTER | | 3,768 | 692 | 16% | 4,460 |
| NORTHWEST FLORIDA COMMUNITY HOSPITAL | 27 | 3,137 | 1,288 | 29% | 4,452 |
| PARAMOUNT URGENT CARE | | 2,141 | 2,289 | 52% | 4,430 |
| BAPTIST HEALTH - NORTH | | 3,425 | 990 | 22% | 4,415 |
| MICROGEN DX | 3 | 3,757 | 640 | 15% | 4,400 |
| ADVENTHEALTH CENTRA CARE ALTAMONTE | | 3,849 | 544 | 12% | 4,393 |
| INFINITY BIOLOGIX LLC (GINKO BIOWORKS) | | 4,275 | 93 | 2% | 4,368 |
| COASTAL MED URGENT CARE | | 2,910 | 1,424 | 33% | 4,334 |
| DOCTORS URGENT CARE OF LUTZ LLC | 1 | 3,396 | 866 | 20% | 4,263 |
| BAPTIST HEALTH SOUTH FLORIDA - TAMiami TRAIL URGENT CARE | | 3,378 | 829 | 20% | 4,207 |
| NCH DOWNTOWN NAPLES HOSPITAL | 11 | 3,707 | 489 | 12% | 4,207 |
| URGENT CARE CURE | 2 | 3,616 | 587 | 14% | 4,205 |
| PALMS OF PASADENA HOSPITAL | | 3,710 | 477 | 11% | 4,187 |
| QDX PATHOLOGY SERVICES | 2 | 3,813 | 338 | 8% | 4,153 |
| AHCC WESLEY CHAPEL | | 3,673 | 429 | 10% | 4,102 |
| MEASE DUNEDIN HOSPITAL | 5 | 3,701 | 393 | 10% | 4,099 |
| BAPTIST HEALTH SOUTH FLORIDA - CORAL GABLES (UNIVERSITY) URGENT CARE | | 3,555 | 535 | 13% | 4,090 |
| WESTCHESTER HOSPITAL | 23 | 3,250 | 796 | 20% | 4,069 |
| ADVENTHEALTH CENTRA CARE OVIEDO | | 3,488 | 578 | 14% | 4,066 |
| NIGHT LITE PEDIATRICS URGENT CARE | 1 | 3,414 | 636 | 16% | 4,051 |
| THE CENTER FOR URGENT CARE | 3 | 3,351 | 695 | 17% | 4,049 |
| ADVENTHEALTH CENTRA CARE AZALEA PARK | | 3,451 | 596 | 15% | 4,047 |

COVID-19: testing by laboratory

Data through Jan 31, 2021 verified as of Feb 1, 2021 at 09:25 AM

Data in this report are provisional and subject to change.

The numbers in the table below represent the number of Florida and non-Florida residents for whom test results were received by the Department of Health. A person can be tested by more than one laboratory and can have both positive and negative results. **Therefore, the sum of the numbers in each column will be larger than the total number of people tested.**

| Reporting lab | Inconclusive | Negative | Positive | Percent positive | Total |
|--|--------------|----------|----------|------------------|-------|
| MEDEXPRESS URGENT CARE - ESTERO | | 3,623 | 403 | 10% | 4,026 |
| PRO CLINIC | | 3,119 | 900 | 22% | 4,019 |
| DOCTORS HOSPITAL OF SARASOTA CLINICAL LABORATORY | | 3,492 | 525 | 13% | 4,017 |
| ADVENTHEALTH CENTRA CARE PORT ORANGE | | 3,316 | 699 | 17% | 4,015 |
| BAPTIST HEALTH SOUTH FLORIDA - KENDALE LAKES URGENT CARE | | 3,202 | 809 | 20% | 4,011 |
| BAPTIST HEALTH SOUTH FLORIDA - PINECREST URGENT CARE | | 3,438 | 550 | 14% | 3,988 |
| RAULERSON HOSPITAL | | 3,273 | 709 | 18% | 3,982 |
| PHYSICIANS REGIONAL MEDICAL CENTER - PINE RIDGE RD | 1 | 3,263 | 718 | 18% | 3,982 |
| HEALTH FIRST ADVENTHEALTH CENTRA CARE GATEWAY | 1 | 3,546 | 373 | 10% | 3,920 |
| NCH NORTH NAPLES HOSPITAL | 6 | 3,369 | 541 | 14% | 3,916 |
| BAPTIST HEALTH SOUTH FLORIDA - CORAL GABLES URGENT CARE | | 3,258 | 652 | 17% | 3,910 |
| ADVENTHEALTH CENTRA CARE SOUTH ORANGE | | 3,301 | 564 | 15% | 3,865 |
| HEALTH FIRST ADVENTHEALTH CENTRA CARE TITUSVILLE | | 3,430 | 414 | 11% | 3,844 |
| ADVENTHEALTH CENTRA CARE LONGWOOD | | 3,376 | 439 | 12% | 3,815 |
| ADVENTHEALTH CENTRA CARE ORANGE LAKE | | 3,373 | 433 | 11% | 3,806 |
| ESCAMBIA COMMUNITY CLINICS INC | 7 | 2,771 | 1,025 | 27% | 3,803 |
| TALLAHASSEE PRIMARY CARE ASSOCIATES | | 3,299 | 495 | 13% | 3,794 |
| MINUTECLINIC | | 3,241 | 544 | 14% | 3,785 |
| MINUTECLINIC LLC #3703 | | 3,147 | 619 | 16% | 3,766 |
| FLORIDA FAMILY LABORATORY, INC DBA | 21 | 3,411 | 321 | 9% | 3,753 |
| BAPTIST HEALTH SOUTH FLORIDA - PALMETTO BAY URGENT CARE | | 3,144 | 599 | 16% | 3,743 |
| ADVENT HEALTH - HEART OF FLORIDA ER | 1 | 3,171 | 547 | 15% | 3,719 |
| MEDEXPRESS URGENT CARE - ROYAL PALM BEACH | | 3,371 | 347 | 9% | 3,718 |
| GENESIS DIAGNOSTICS | | 3,458 | 237 | 6% | 3,695 |
| BETHESDA HOSPITAL WEST | | 3,296 | 359 | 10% | 3,655 |
| MEDEXPRESS URGENT CARE PALM BEACH GARDENS | | 3,382 | 271 | 7% | 3,653 |
| MEDEXPRESS URGENT CARE - GOLDEN GATE | | 3,273 | 379 | 10% | 3,652 |
| ADVENTHEALTH CENTRA CARE LEESBURG | | 2,918 | 733 | 20% | 3,651 |
| PEDIATRIC HEALTH CARE ALLIANCE PA | | 3,320 | 329 | 9% | 3,649 |
| ADVENTHEALTH CENTRA CARE SAND LAKE | | 3,258 | 357 | 10% | 3,615 |
| CLARITY LAB SOLUTIONS LLC | | 3,608 | 4 | 0% | 3,612 |
| MEMORIAL HOSPITAL- MIRAMAR | 12 | 3,299 | 278 | 8% | 3,589 |
| US BIOTEK LABORATORIES | 13 | 3,195 | 351 | 10% | 3,559 |
| TWIN CITIES HOSPITAL | 1 | 3,102 | 453 | 13% | 3,556 |
| BAYFRONT HEALTH - SEVEN RIVERS | | 3,215 | 325 | 9% | 3,540 |
| BAYA PHARMACY & URGENT CARE | | 2,530 | 981 | 28% | 3,511 |
| ASCENSION SACRED HEART - EMERALD COAST | | 2,835 | 633 | 18% | 3,468 |
| SIPARADIGM LLC | 21 | 3,222 | 208 | 6% | 3,451 |
| MEDEXPRESS URGENT CARE - LAKELAND | | 2,940 | 390 | 12% | 3,330 |
| MIDWAY SPECIALTY CARE CENTER DIAGNOSTICS | 38 | 3,055 | 226 | 7% | 3,319 |
| LABS ASAP LLC | | 2,956 | 360 | 11% | 3,316 |
| BAPTIST HEALTH SOUTH FLORIDA - DAVIE URGENT CARE | | 2,748 | 557 | 17% | 3,305 |
| DOCTORS TEST CENTERS | | 2,889 | 413 | 13% | 3,302 |
| BAYFRONT HEALTH - BROOKSVILLE | | 2,886 | 401 | 12% | 3,287 |
| PARAMOUNT URGENT CARE - WINDERMERE | | 1,969 | 1,211 | 38% | 3,180 |
| LEE HEALTH CONVENIENT CARE - PAGE FIELD | | 2,697 | 476 | 15% | 3,173 |

COVID-19: testing by laboratory

Data through Jan 31, 2021 verified as of Feb 1, 2021 at 09:25 AM

Data in this report are provisional and subject to change.

The numbers in the table below represent the number of Florida and non-Florida residents for whom test results were received by the Department of Health. A person can be tested by more than one laboratory and can have both positive and negative results. **Therefore, the sum of the numbers in each column will be larger than the total number of people tested.**

| Reporting lab | Inconclusive | Negative | Positive | Percent positive | Total |
|---|--------------|----------|----------|------------------|-------|
| MEDCOMP SCIENCES LLC | 38 | 1,529 | 1,581 | 50% | 3,148 |
| ENGLEWOOD COMMUNITY HOSPITAL | | 2,814 | 308 | 10% | 3,122 |
| BAPTIST HEALTH SOUTH FLORIDA - WESTON URGENT CARE | | 2,761 | 360 | 12% | 3,121 |
| ADVENTHEALTH PROMPT CARE | 1 | 2,176 | 916 | 30% | 3,093 |
| LAKESIDE MEDICAL CENTER | | 2,405 | 685 | 22% | 3,090 |
| ADVENTHEALTH EXPRESS CARE | | 2,448 | 626 | 20% | 3,074 |
| DESOTO MEMORIAL HOSPITAL | 3 | 2,512 | 548 | 18% | 3,063 |
| ADVENTHEALTH CENTRA CARE COLONIAL TOWN | 2 | 2,725 | 325 | 11% | 3,052 |
| AMELIA URGENT CARE | | 1,549 | 1,486 | 49% | 3,035 |
| BARTOW REGIONAL MEDICAL CENTER | 1 | 2,538 | 477 | 16% | 3,016 |
| ACCU REFERENCE MEDICAL LAB | 9 | 2,309 | 672 | 22% | 2,990 |
| BAYFRONT HEALTH - PUNTA GORDA | | 2,710 | 213 | 7% | 2,923 |
| PRECISION HEALTH SOLUTIONS | | 2,814 | 109 | 4% | 2,923 |
| PREMIER URGENT CARE OF BREVARD LLC | 3 | 2,521 | 386 | 13% | 2,910 |
| BAPTIST HEALTH URGENT CARE AT SAWGRASS | | 2,426 | 470 | 16% | 2,896 |
| BAPTIST HEALTH SOUTH FLORIDA - BRICKELL URGENT CARE | | 2,395 | 498 | 17% | 2,893 |
| VETERANS AFFAIRS MEDICAL CENTER - ORLANDO | 1 | 1,343 | 1,543 | 53% | 2,887 |
| STONE CLINICAL LABORATORIES | | 2,789 | 96 | 3% | 2,885 |
| VENTURE MEDICAL OF FLORIDA LLC | | 2,654 | 228 | 8% | 2,882 |
| WALGREENS ORLANDO | 3 | 2,523 | 340 | 12% | 2,866 |
| HIGHLANDS REGIONAL MEDICAL CENTER | | 2,191 | 664 | 23% | 2,855 |
| WALGREEN CO | 2 | 2,527 | 320 | 11% | 2,849 |
| EMERALD COAST URGENT CARE | | 2,135 | 714 | 25% | 2,849 |
| MEDEXPRESS URGENT CARE CAPE CORAL | | 2,408 | 425 | 15% | 2,833 |
| SELECT LABORATORIES - MARION COUNTY, FL LLC | 4 | 2,518 | 267 | 10% | 2,789 |
| FLORIDA COMMUNITY HEALTH CENTER | | 2,166 | 605 | 22% | 2,771 |
| HEALTH FIRST ADVENTHEALTH CENTRA CARE COCOA | | 2,511 | 257 | 9% | 2,768 |
| BAYFRONT HEALTH - SPRING HILL | | 2,497 | 255 | 9% | 2,752 |
| LABORATORY OF FLORIDA LLC | 40 | 2,492 | 216 | 8% | 2,748 |
| ADVENTHEALTH CENTRA CARE | | 2,382 | 353 | 13% | 2,735 |
| HOLIDAY CVS LLC DBA CVS PHARMACY #5154 | | 2,607 | 73 | 3% | 2,680 |
| MINUTECLINIC LLC # 0709 | | 2,252 | 407 | 15% | 2,659 |
| MEMORIAL HOSPITAL PEMBROKE | 3 | 2,341 | 312 | 12% | 2,656 |
| CITRUS MEMORIAL HOSPITAL LABORATORY | | 2,240 | 412 | 16% | 2,652 |
| MEDEXPRESS URGENT CARE - DELAND | | 2,373 | 277 | 10% | 2,650 |
| URGENT CARE OF THE PALM BEACHES | | 2,044 | 598 | 23% | 2,642 |
| BMCT Molecular Diagnostics Subsection | | 2,166 | 467 | 18% | 2,633 |
| ADVENTIST HEALTH SYSTEMS SUNBELT IN DBA | | 2,332 | 257 | 10% | 2,589 |
| SPORTS DRUG TESTING LABORATORY | 47 | 2,430 | 90 | 4% | 2,567 |
| ADVENT HEALTH - OCALA | | 2,124 | 443 | 17% | 2,567 |
| PHARMCO RX | 2 | 2,354 | 202 | 8% | 2,558 |
| HEALTH FIRST ADVENTHEALTH CENTRA CARE MALABAR | | 2,293 | 251 | 10% | 2,544 |
| PALMS MEDICAL GROUP | 5 | 1,693 | 840 | 33% | 2,538 |
| EMERALD COAST URGENT CARE LLC | | 1,804 | 653 | 27% | 2,457 |
| MEDEXPRESS URGENT CARE LEHIGH ACRES | | 2,121 | 327 | 13% | 2,448 |
| ADVENTHEALTH CENTRA CARE KIDS LAKE MARY | | 2,245 | 187 | 8% | 2,432 |

COVID-19: testing by laboratory

Data through Jan 31, 2021 verified as of Feb 1, 2021 at 09:25 AM

Data in this report are provisional and subject to change.

The numbers in the table below represent the number of Florida and non-Florida residents for whom test results were received by the Department of Health. A person can be tested by more than one laboratory and can have both positive and negative results. **Therefore, the sum of the numbers in each column will be larger than the total number of people tested.**

| Reporting lab | Inconclusive | Negative | Positive | Percent positive | Total |
|--|--------------|----------|----------|------------------|-------|
| ADVENT HEALTH - NEW SMYRNA | | 1,902 | 516 | 21% | 2,418 |
| MARINERS HOSPITAL | | 2,169 | 236 | 10% | 2,405 |
| BAPTIST HEALTHCARE - GULF BREEZE HOSPITAL | 3 | 1,971 | 422 | 18% | 2,396 |
| NXGEN MDX LLC | 4 | 2,124 | 266 | 11% | 2,394 |
| EMERALD COAST URGENT CARE, LLC | 1 | 1,793 | 598 | 25% | 2,392 |
| BAPTIST HEALTH EMERGENCY CENTER COUNTRY WALK | 1 | 2,007 | 383 | 16% | 2,391 |
| BAPTIST HEALTH - CLAY | | 2,014 | 351 | 15% | 2,365 |
| SCION LAB SERVICES LLC | 22 | 2,158 | 173 | 7% | 2,353 |
| PRIMEHEALTH URGENT CARE INC | | 2,010 | 336 | 14% | 2,346 |
| ADVENT HEALTH CENTRA CARE - WINTER PARK KIDS URGENT CARE | 4 | 2,097 | 220 | 9% | 2,321 |
| BRASHEAR'S VITAL CARE CORP | | 1,793 | 528 | 23% | 2,321 |
| COMMUNITY HEALTH NORTHWEST FLORIDA | 4 | 1,764 | 547 | 24% | 2,315 |
| MINUTECLINIC LLC | | 1,971 | 342 | 15% | 2,313 |
| LEE HEALTH - COCONUT POINT CLINICAL LAB | 2 | 1,872 | 433 | 19% | 2,307 |
| MINUTECLINIC LLC #3631 | | 1,935 | 366 | 16% | 2,301 |
| PHYSICIAN ASSOCIATES | | 2,065 | 234 | 10% | 2,299 |
| PHYSICIANS STAT LAB | 3 | 1,066 | 1,210 | 53% | 2,279 |
| MINUTECLINIC LLC 5852 | | 1,911 | 356 | 16% | 2,267 |
| BAPTIST HEALTH - OAKLEAF | | 1,849 | 408 | 18% | 2,257 |
| PROHEALTH | 1 | 810 | 1,434 | 64% | 2,245 |
| BAPTIST HEALTH SOUTH FLORIDA - MIAMI BEACH URGENT CARE | | 1,912 | 325 | 15% | 2,237 |
| PRIMEHEALTH URGENT CARE | 1 | 1,865 | 360 | 16% | 2,226 |
| MEDEXPRESS FORT MYERS | | 1,924 | 278 | 13% | 2,202 |
| GESSLER CLINIC | | 1,431 | 769 | 35% | 2,200 |
| MC DIAGNOSTIC OF CONNECTICUT, PC #2220 | | 1,846 | 341 | 16% | 2,187 |
| PHYSICIANS REGIONAL MEDICAL CENTER - COLLIER BLVD | 1 | 1,526 | 646 | 30% | 2,173 |
| VERILY LIFE SCIENCES | | 2,125 | 17 | 1% | 2,142 |
| LOWER KEYS MEDICAL CENTER | | 1,890 | 245 | 11% | 2,135 |
| MEDONE PLLC | | 1,612 | 508 | 24% | 2,120 |
| ACCESS POINT HEALTHCARE URGENT & PRIMARY CARE | 2 | 1,558 | 556 | 26% | 2,116 |
| MEDEXPRESS URGENT CARE CORAL SPRINGS | | 1,889 | 210 | 10% | 2,099 |
| PARAMOUNT URGENT CARE - ORLANDO | | 1,315 | 753 | 36% | 2,068 |
| MINUTECLINIC LLC #5249 | | 1,562 | 444 | 22% | 2,006 |
| MINUTECLINIC LLC #8396 | | 1,701 | 297 | 15% | 1,998 |
| MEDEXPRESS URGENT CARE - CLEWISTON | | 1,658 | 322 | 16% | 1,980 |
| MEDEXPRESS URGENT CARE - VERO BEACH | | 1,723 | 254 | 13% | 1,977 |
| ASSOCIATED PATHOLOGISTS, LLC | 3 | 1,615 | 351 | 18% | 1,969 |
| MINUTECLINIC LLC #1067 | | 1,679 | 275 | 14% | 1,954 |
| DOC SMILEY'S URGENT CARE | | 1,706 | 247 | 13% | 1,953 |
| DONALD W ROBERTSON DO PA | | 1,487 | 445 | 23% | 1,932 |
| MINUTECLINIC LLC #4415 | | 1,577 | 332 | 17% | 1,909 |
| MINUTECLINIC LLC #3463 | | 1,583 | 321 | 17% | 1,904 |
| FLORIDA MEDICAL CLINIC | 3 | 936 | 957 | 50% | 1,896 |
| ADVENTHEALTH CENTRA CARE CONWAY | | 1,593 | 303 | 16% | 1,896 |
| TAMPA COMMUNITY HOSPITAL | | 1,591 | 303 | 16% | 1,894 |
| MINUTECLINIC LLC #5253 | | 1,558 | 335 | 18% | 1,893 |

COVID-19: testing by laboratory

Data through Jan 31, 2021 verified as of Feb 1, 2021 at 09:25 AM

Data in this report are provisional and subject to change.

The numbers in the table below represent the number of Florida and non-Florida residents for whom test results were received by the Department of Health. A person can be tested by more than one laboratory and can have both positive and negative results. **Therefore, the sum of the numbers in each column will be larger than the total number of people tested.**

| Reporting lab | Inconclusive | Negative | Positive | Percent positive | Total |
|--|--------------|----------|----------|------------------|-------|
| PARAMOUNT URGENT CARE INC | | 489 | 1,359 | 74% | 1,848 |
| PARAMOUNT URGENT CARE - OVIEDO | | 1,151 | 696 | 38% | 1,847 |
| GENUS3 | | 1,757 | 70 | 4% | 1,827 |
| DR G'S URGENT CARE | | 1,584 | 240 | 13% | 1,824 |
| UNIVERSITY OF NORTH FLORIDA STUDENT HEALTH | | 1,766 | 57 | 3% | 1,823 |
| MEDFAST URGENT CARE CENTERS LLC | | 497 | 1,323 | 73% | 1,820 |
| MINUTE CLINIC LLC | | 1,564 | 253 | 14% | 1,817 |
| CARENOW URGENT CARE | | 1,033 | 781 | 43% | 1,814 |
| FLOWERS HOSPITAL | | 1,634 | 178 | 10% | 1,812 |
| MEDEXPRESS PORT CHARLOTTE | | 1,631 | 158 | 9% | 1,789 |
| BAY MEDICAL CENTER SACRED HEART HEALTH SYSTEM | | 1,275 | 469 | 27% | 1,744 |
| MINUTECLINIC LLC #5854 | | 1,451 | 271 | 16% | 1,722 |
| MEDEXPRESS URGENT CARE BOCA RATON | | 1,563 | 140 | 8% | 1,703 |
| JW PLASTIC SURGERY | | 1,449 | 244 | 14% | 1,693 |
| DYNIX DIAGNOSTIX | | 1,399 | 294 | 17% | 1,693 |
| MINUTECLINIC LLC #5190 | | 1,366 | 315 | 19% | 1,681 |
| ASCENSION SACRED HEART - GULF | | 1,225 | 435 | 26% | 1,660 |
| HOLMES REG MED CENTER CLINICAL LAB | | 1,363 | 287 | 17% | 1,650 |
| ADVENT HEALTH - DADE CITY | | 1,424 | 212 | 13% | 1,636 |
| SPARROW HEALTHCARE | 2 | 1,381 | 240 | 15% | 1,623 |
| JACKSON HOSPITAL CLINICAL LABORATORY | | 1,348 | 253 | 16% | 1,601 |
| NORTH SHORE LONG ISLAND JEWISH HEALTH | | 1,513 | 77 | 5% | 1,590 |
| AMELIA EXPRESS CARE LLC | 10 | 1,350 | 229 | 14% | 1,589 |
| MARTIN HEALTH SYSTEM - ST LUCIE WEST | | 1,424 | 160 | 10% | 1,584 |
| BARDMOOR LABORATORY | 9 | 1,347 | 224 | 14% | 1,580 |
| QUICK CARE MED PL | 2 | 1,303 | 273 | 17% | 1,578 |
| MINUTECLINIC LLC #7886 | | 1,346 | 231 | 15% | 1,577 |
| OPTEO LABORATORY | | 1,544 | 33 | 2% | 1,577 |
| IGENOMIX USA LLC | 43 | 1,391 | 141 | 9% | 1,575 |
| MELBOURNE MEDICAL LABORATORY | 2 | 1,365 | 202 | 13% | 1,569 |
| SACRED HEART HEALTH SYSTEM, INC | | 967 | 601 | 38% | 1,568 |
| PARRISH MEDICAL CENTER | 1 | 1,350 | 196 | 13% | 1,547 |
| NCH NORTHEAST | 7 | 1,172 | 367 | 24% | 1,546 |
| BOND URGENT CARE LLC | | 1,127 | 405 | 26% | 1,532 |
| SHELL POINT NURSING PAVILION | 1 | 1,467 | 62 | 4% | 1,530 |
| CAREFAST+ | | 868 | 646 | 43% | 1,514 |
| MARION E FETHER MEDICAL CENTER, THE | | 1,373 | 133 | 9% | 1,506 |
| LABTECH DIAGNOSTIC | | 1,230 | 269 | 18% | 1,499 |
| CHARLES AIESI CONSULTING INC | 8 | 1,299 | 184 | 12% | 1,491 |
| MINUTECLINIC LLC #3662 | | 1,250 | 225 | 15% | 1,475 |
| DOC SMILEYS URGENT CARE LLC | | 1,192 | 278 | 19% | 1,470 |
| ALTRU DIAGNOSTICS INC | 2 | 1,358 | 101 | 7% | 1,461 |
| PATIENTS FIRST - THOMASVILLE ROAD | | 1,286 | 170 | 12% | 1,456 |
| MINUTECLINIC LLC #5069 | | 1,174 | 272 | 19% | 1,446 |
| ADVANCE MEDICAL OF NAPLES | | 326 | 1,120 | 77% | 1,446 |
| UHEALTH DEERFIELD BEACH/UMSYLVESTER DEERFIELD BEACH LABORATORY | 3 | 1,379 | 55 | 4% | 1,437 |

COVID-19: testing by laboratory

Data through Jan 31, 2021 verified as of Feb 1, 2021 at 09:25 AM

Data in this report are provisional and subject to change.

The numbers in the table below represent the number of Florida and non-Florida residents for whom test results were received by the Department of Health. A person can be tested by more than one laboratory and can have both positive and negative results. **Therefore, the sum of the numbers in each column will be larger than the total number of people tested.**

| Reporting lab | Inconclusive | Negative | Positive | Percent positive | Total |
|---|--------------|----------|----------|------------------|-------|
| ASSURANCE SCIENTIFIC LABORATORIES | 1 | 1,154 | 276 | 19% | 1,431 |
| MINUTECLINIC LLC #5214 | | 1,211 | 211 | 15% | 1,422 |
| BIOCERNA LLC | 9 | 1,248 | 164 | 12% | 1,421 |
| PATIENTS CHOICE LABORATORIES | | 829 | 588 | 41% | 1,417 |
| INTELEX LABS, LLC | | 1,363 | 49 | 3% | 1,412 |
| MINUTECLINIC LLC # 0514 | | 1,206 | 189 | 14% | 1,395 |
| BAPTIST HEALTH SOUTH FLORIDA - COUNTRY WALK URGENT CARE EXPRESS | | 1,198 | 196 | 14% | 1,394 |
| MINUTECLINIC LLC #3705 | | 1,198 | 196 | 14% | 1,394 |
| NCHMD INC | | 1,125 | 266 | 19% | 1,391 |
| NEIGHBORHOOD MEDICAL CENTER INC | 16 | 1,216 | 152 | 11% | 1,384 |
| MINUTECLINIC LLC #1771 | | 1,139 | 236 | 17% | 1,375 |
| MINUTECLINIC LLC #7887 | | 1,199 | 167 | 12% | 1,366 |
| MINI ER WATERFORD LAKES, THE | | 1,144 | 214 | 16% | 1,358 |
| ASCENSION ST VINCENT'S - SOUTHSIDE | | 1,309 | 49 | 4% | 1,358 |
| GENESIS LABORATORY MANAGEMENT | 11 | 1,127 | 211 | 16% | 1,349 |
| MINUTECLINIC LLC #1055 | | 1,031 | 305 | 23% | 1,336 |
| LAKE WALES MEDICAL CENTER INC | | 1,160 | 171 | 13% | 1,331 |
| MINUTECLINIC, LLC #4015 | | 985 | 346 | 26% | 1,331 |
| PENSACOLA PEDIATRICS PA | 1 | 1,171 | 156 | 12% | 1,328 |
| EMERGENCY PHYSICIANS MEDICAL CENTER | | 386 | 942 | 71% | 1,328 |
| MINUTECLINIC LLC #4458 | | 1,024 | 289 | 22% | 1,313 |
| MINUTECLINIC LLC # 3930 | | 1,103 | 210 | 16% | 1,313 |
| ARCPPOINT LABS | | 778 | 532 | 41% | 1,310 |
| MINUTECLINIC LLC #3003 | | 1,014 | 283 | 22% | 1,297 |
| Community_Health | | 1,115 | 178 | 14% | 1,293 |
| BAPTIST HEALTH SOUTH FLORIDA - KEY BISCANE URGENT CARE EXPRESS | | 1,132 | 157 | 12% | 1,289 |
| MINUTECLINIC LLC # 3686 | | 1,095 | 191 | 15% | 1,286 |
| LABORATORY SPECIALISTS OF MICHIGAN | | 1,052 | 227 | 18% | 1,279 |
| MINUTECLINIC LLC #3814 | | 1,017 | 252 | 20% | 1,269 |
| BAYFRONT HEALTH - CITRUS HILLS | | 1,070 | 197 | 16% | 1,267 |
| PHYSICIANS PRIMARY CARE | 2 | 1,071 | 191 | 15% | 1,264 |
| TEMPUS CLINICAL LABORATORY | 10 | 1,112 | 140 | 11% | 1,262 |
| WHITE WILSON MEDICAL CENTER | | 162 | 1,088 | 87% | 1,250 |
| AMELIA EXPRESS CARE | | 710 | 538 | 43% | 1,248 |
| UNIVERSITY OF ALABAMA AT BIRMINGHAM | | 1,206 | 32 | 3% | 1,238 |
| MINUTECLINIC LLC #7173 | | 1,076 | 161 | 13% | 1,237 |
| MINUTECLINIC, LLC (CLINIC 10699) | | 1,036 | 195 | 16% | 1,231 |
| MINUTECLINIC LLC #7225 | | 1,062 | 167 | 14% | 1,229 |
| MINUTECLINIC LLC #3291 | | 1,067 | 158 | 13% | 1,225 |
| NYU HOSPITALS CENTER CLINICAL LABORATORIES | | 1,182 | 38 | 3% | 1,220 |
| CLINICORE | | 1,124 | 91 | 7% | 1,215 |
| MINUTECLINIC LLC #7973 | | 1,028 | 185 | 15% | 1,213 |
| MEDEXPRESS URGENT CARE - JAX ATLANTIC BLVD | | 1,033 | 170 | 14% | 1,203 |
| VAVA PARTNERS LLC | | 439 | 757 | 63% | 1,196 |
| ACCESS MEDICAL LABS | | 746 | 448 | 38% | 1,194 |
| MINUTECLINIC, LLC #3204 | | 978 | 213 | 18% | 1,191 |

COVID-19: testing by laboratory

Data through Jan 31, 2021 verified as of Feb 1, 2021 at 09:25 AM

Data in this report are provisional and subject to change.

The numbers in the table below represent the number of Florida and non-Florida residents for whom test results were received by the Department of Health. A person can be tested by more than one laboratory and can have both positive and negative results. **Therefore, the sum of the numbers in each column will be larger than the total number of people tested.**

| Reporting lab | Inconclusive | Negative | Positive | Percent positive | Total |
|---|--------------|----------|----------|------------------|-------|
| PREMIER MEDICAL | | 1,097 | 90 | 8% | 1,187 |
| MINUTECLINIC LLC #3257 | | 958 | 220 | 19% | 1,178 |
| BAPTIST HEALTH EMERGENCY CENTER AT WEST CORAL WAY | | 890 | 276 | 24% | 1,166 |
| BAPTIST HEALTHCARE - JAY HOSPITAL | | 836 | 330 | 28% | 1,166 |
| TREASURE COAST MEDICAL ASSOCIATES INC | | 714 | 440 | 38% | 1,154 |
| TOM LEE COMMUNITY HEALTH CENTER | | 794 | 356 | 31% | 1,150 |
| MINUTECLINIC LLC #3635 | | 994 | 151 | 13% | 1,145 |
| UHEALTH CLINIC AT WALGREENS | | 928 | 214 | 19% | 1,142 |
| SMA LAB | 8 | 1,001 | 132 | 12% | 1,141 |
| HOLIDAY CVS LLC DBA CVSPHARMACY #5155 | | 1,095 | 45 | 4% | 1,140 |
| WHOLE FAMILY HEALTH CENTER INC | | 890 | 234 | 21% | 1,124 |
| VERITAS GENETICS | 61 | 942 | 119 | 11% | 1,122 |
| CAPSTONE HEALTHCARE | | 784 | 329 | 30% | 1,113 |
| COASTAL LABORATORIES | 1 | 827 | 280 | 25% | 1,108 |
| LAB24 INC | 3 | 436 | 665 | 60% | 1,104 |
| MINUTECLINIC LLC # 7933 | | 961 | 142 | 13% | 1,103 |
| MINUTECLINIC LLC #3285 | | 939 | 156 | 14% | 1,095 |
| MINUTECLINIC LLC #5216 | | 912 | 183 | 17% | 1,095 |
| STAGEZERO LIFE SCIENCES INC | 3 | 993 | 97 | 9% | 1,093 |
| MINUTECLINIC LLC #4024 | | 909 | 177 | 16% | 1,086 |
| MINUTECLINIC LLC #3654 | | 866 | 212 | 20% | 1,078 |
| PROJECT HEALTH, INC SUMTERVILLE | 5 | 881 | 188 | 18% | 1,074 |
| ED FRASER MEMORIAL HOSPITAL | | 853 | 218 | 20% | 1,071 |
| ELLENTON URGENT CARE | | 842 | 228 | 21% | 1,070 |
| MINUTECLINIC, LLC #5817 | | 853 | 217 | 20% | 1,070 |
| MINUTECLINIC LLC #3748 | | 839 | 227 | 21% | 1,066 |
| MINUTECLINIC LLC #3648 | | 863 | 202 | 19% | 1,065 |
| EPN URGENT CARE NAPLES | 2 | 746 | 317 | 30% | 1,065 |
| MINUTECLINIC LLC #1821 | | 946 | 114 | 11% | 1,060 |
| NORTH FLORIDA PEDIATRICS-TALLAHASSEE | | 968 | 92 | 9% | 1,060 |
| RAINBOW RIVER MEDICAL LABORATORY | | 977 | 82 | 8% | 1,059 |
| OPTUM LABS LLC | | 925 | 134 | 13% | 1,059 |
| ADVANCED DIAGNOSTIC LABORATORY | | 1,002 | 47 | 4% | 1,049 |
| PEDIATRIC HEALTH CARE ALLIANCE - NORTHDAL | | 953 | 95 | 9% | 1,048 |
| MINUTECLINIC LLC #5924 | | 874 | 172 | 16% | 1,046 |
| PARAMOUNT URGENT CARE VILLAGES | | 705 | 318 | 31% | 1,023 |
| SOLARIS HEALTHCARE PALATKA | | 925 | 88 | 9% | 1,013 |
| MINUTECLINIC LLC #4201 | | 889 | 123 | 12% | 1,012 |
| XYZ LABORATORY | 8 | 868 | 130 | 13% | 1,006 |
| MEDIQUICK URGENT CARE CENTERS INC | | 596 | 401 | 40% | 997 |
| ST ANNES NURSING CENTER | | 974 | 22 | 2% | 996 |
| MINUTECLINIC LLC #4612 | | 756 | 238 | 24% | 994 |
| PALM HARBOR PHARMACY | | 857 | 136 | 14% | 993 |
| VERITOR | | 850 | 142 | 14% | 992 |
| FLORIDA DEPARTMENT OF HEALTH IN POLK COUNTY | 2 | 743 | 238 | 24% | 983 |
| MINUTECLINIC LLC #3255 | | 795 | 187 | 19% | 982 |

COVID-19: testing by laboratory

Data through Jan 31, 2021 verified as of Feb 1, 2021 at 09:25 AM

Data in this report are provisional and subject to change.

The numbers in the table below represent the number of Florida and non-Florida residents for whom test results were received by the Department of Health. A person can be tested by more than one laboratory and can have both positive and negative results. **Therefore, the sum of the numbers in each column will be larger than the total number of people tested.**

| Reporting lab | Inconclusive | Negative | Positive | Percent positive | Total |
|--|--------------|----------|----------|------------------|-------|
| JUPITER MEDICAL CENTER URGENT CARE | | 665 | 313 | 32% | 978 |
| LAKELAND REGIONAL HEALTH - PWC/OB | | 36 | 932 | 96% | 968 |
| MINUTECLINIC LLC #1807 | | 790 | 167 | 17% | 957 |
| KEYS AHEC SCHOOL MEDICAL CLINIC | 7 | 866 | 80 | 8% | 953 |
| NAPLES URGENT CARE | 1 | 591 | 360 | 38% | 952 |
| BLUE MED CONSULTANTS | | 910 | 28 | 3% | 938 |
| COASTAL PEDIATRIC GROUP | | 813 | 124 | 13% | 937 |
| GENEIQ | | 878 | 49 | 5% | 927 |
| VRL EUROFINs - DALLAS | | 913 | 13 | 1% | 926 |
| FLAGLER HOSPITAL LABORATORY | 8 | 34 | 882 | 95% | 924 |
| GENE TOX WORLDWIDE | 60 | 736 | 125 | 14% | 921 |
| STEWART REFERENCE LABORATORY | 1 | 545 | 374 | 41% | 920 |
| CAREFAST MURABELLA | | 501 | 408 | 45% | 909 |
| PRIMARY CARE OF THE TREASURE COAST | | 798 | 110 | 12% | 908 |
| LENCO MEDICAL LABORATORY | | 860 | 37 | 4% | 897 |
| FAST TRACK URGENT CARE CENTER | | 4 | 889 | 100% | 893 |
| AFC PHYSICIANS OF FLORIDA | | 612 | 272 | 31% | 884 |
| PATIENTS FIRST LAKE ELLA MEDICAL CENTER | | 770 | 114 | 13% | 884 |
| MINUTECLINIC LLC # 3579 | | 744 | 136 | 15% | 880 |
| ARCPPOINT LABS OF CORAL SPRINGS FL | | 779 | 97 | 11% | 876 |
| MINUTECLINIC LLC #3236 | | 739 | 132 | 15% | 871 |
| PARAMOUNT URGENT CARE - CLERMONT | | 686 | 185 | 21% | 871 |
| HISTOPATHOLOGY SERVICES, LLC | | 766 | 96 | 11% | 862 |
| INTEGRITY LABORATORIES, LLC | 2 | 702 | 155 | 18% | 859 |
| PROFESSIONAL HEALTH EXAMINERS DBA PROHEALTH | 1 | 679 | 175 | 20% | 855 |
| TACACHALE CLINICAL LABORATORY | 1 | 807 | 45 | 5% | 853 |
| NORTH FLORIDA PEDIATRICS - LAKE CITY | | 650 | 197 | 23% | 847 |
| MINUTECLINIC LLC #476 | | 695 | 146 | 17% | 841 |
| HEALTH CARE DISTRICT OF PALM BEACH COUNTY | 1 | 689 | 150 | 18% | 840 |
| TYNDALL AIR FORCE BASE | | 643 | 196 | 23% | 839 |
| EUROFINs NTD, LLC | | 801 | 38 | 5% | 839 |
| READY RESPONDERS FLORIDA, PLLC | | 721 | 115 | 14% | 836 |
| KETAMINE HEALTH CENTERS LLC | | 745 | 78 | 9% | 823 |
| MINUTECLINIC, LLC #3245 | | 626 | 194 | 24% | 820 |
| FLORIDA HOSPITAL ORLANDO | | 743 | 74 | 9% | 817 |
| ADDICTION LABS OF AMERICA | 3 | 744 | 67 | 8% | 814 |
| MINUTECLINIC LLC #3637 | | 608 | 201 | 25% | 809 |
| ASCENSION ST VINCENT'S - CLAY | | 775 | 32 | 4% | 807 |
| HENDRY REGIONAL MEDICAL CENTER CLINICAL LABORATORY | | 594 | 204 | 26% | 798 |
| OPTUMCARE FLORIDA LLC | | 601 | 197 | 25% | 798 |
| NITE LITE PEDIATRICS | | 234 | 563 | 71% | 797 |
| THE HEALTH CENTER OF PLANT CITY | | 723 | 69 | 9% | 792 |
| PHAROS HEALTH | | 623 | 167 | 21% | 790 |
| MINUTECLINIC, LLC DBA MINUTECLINIC #4717 | | 760 | 27 | 3% | 787 |
| MINUTECLINIC LLC #1815 | | 664 | 114 | 15% | 778 |
| BROWNWOOD CARE CENTER | | 693 | 77 | 10% | 770 |

COVID-19: testing by laboratory

Data through Jan 31, 2021 verified as of Feb 1, 2021 at 09:25 AM

Data in this report are provisional and subject to change.

The numbers in the table below represent the number of Florida and non-Florida residents for whom test results were received by the Department of Health. A person can be tested by more than one laboratory and can have both positive and negative results. **Therefore, the sum of the numbers in each column will be larger than the total number of people tested.**

| Reporting lab | Inconclusive | Negative | Positive | Percent positive | Total |
|--|--------------|----------|----------|------------------|-------|
| DEPARTMENT OF CLINICAL LABS | | 752 | 17 | 2% | 769 |
| COVANCE CLINICAL RESEARCH UNIT INC | | 749 | 20 | 3% | 769 |
| PALM BAY HOSPITAL CLINICAL LABORATORY | | 499 | 264 | 35% | 763 |
| MACDILL AIR FORCE BASE | | 710 | 51 | 7% | 761 |
| DYNIX DIAGNOSTICS | 2 | 524 | 235 | 31% | 761 |
| MINUTECLINIC LLC #1350 | | 633 | 127 | 17% | 760 |
| MINUTECLINIC LLC #8381 | | 624 | 135 | 18% | 759 |
| VRL EUROFINs | | 727 | 27 | 4% | 754 |
| CAREMED CLINIC LLC | 1 | 542 | 209 | 28% | 752 |
| CVS HEALTH | | 539 | 212 | 28% | 751 |
| NONE | | 308 | 442 | 59% | 750 |
| FIU-HEALTH AUXILIARY LABORATORY | 4 | 681 | 62 | 8% | 747 |
| NORTH OKALOOSA MEDICAL CENTER | | 434 | 310 | 42% | 744 |
| FIRST QUALITY LABORATORY | | 698 | 41 | 6% | 739 |
| NORTH FLORIDA PEDIATRICS PA - SUWANNEE | 3 | 623 | 112 | 15% | 738 |
| GENOME LLC | 2 | 666 | 68 | 9% | 736 |
| BAPTIST HEALTH - MD ANDERSON CANCER CENTER | | 731 | 4 | 1% | 735 |
| MYTEST DIAGNOSTICS | | 680 | 53 | 7% | 733 |
| LEE COUNTY EMERGENCY MEDICAL SERVICE | | 637 | 96 | 13% | 733 |
| ER QUICKCARE PL | | 608 | 125 | 17% | 733 |
| C.W. BILL YOUNG VA MEDICAL CENTER | 1 | 19 | 711 | 97% | 731 |
| MIAMI JEWISH HEALTH SYSTEMS | | 687 | 43 | 6% | 730 |
| PROFESSIONAL HEALTH EXAMINERS | | 617 | 108 | 15% | 725 |
| ADVENT HEALTH LAB - ORLANDO | | 430 | 294 | 41% | 724 |
| COASTAL PHYSICIANS, LLC | | 574 | 149 | 21% | 723 |
| LITTLE PINE PEDIATRICS | | 504 | 216 | 30% | 720 |
| UNIVERSITY OF WEST FLORIDA STUDENT HEALTH SERVICES | 1 | 600 | 118 | 16% | 719 |
| SANTA ROSA MEDICAL GROUP | | 568 | 150 | 21% | 718 |
| DISNEY COVID TEST SITE | | 703 | 10 | 1% | 713 |
| ADVANCED MEDICAL OF NAPLES LLC | | 616 | 94 | 13% | 710 |
| Tampa Lakes Health and Rehabilitation Center | 2 | 625 | 69 | 10% | 696 |
| NORTHEAST FLORIDA NEUROLOGY CLINICS, INC | | 584 | 110 | 16% | 694 |
| RIVER TOWN DIAGNOSTIC LLC | | 499 | 190 | 28% | 689 |
| ANY LAB TEST NOW | 1 | 451 | 236 | 34% | 688 |
| VITAS HEALTHCARE CORPORATION OF FLA | | 684 | 3 | 0% | 687 |
| PREMIER MEDICAL LABORATORY SERVICES | 1 | 463 | 222 | 32% | 686 |
| NORTH SHORE LIJ URGENT CARE PC | | 643 | 38 | 6% | 681 |
| STEWART ROCKLEDGE HOSPITAL | | 523 | 155 | 23% | 678 |
| MINUTECLINIC, LLC # 4469 | | 558 | 118 | 17% | 676 |
| KENDALL HEALTHCARE PROPERTIES DBA | 2 | 646 | 27 | 4% | 675 |
| MINI ER ADULT AND PEDIATRIC URGENT CARE | | 574 | 98 | 15% | 672 |
| PRIMARY CARE SERVICES AT INDIAN RIVER ESTATES | | 656 | 15 | 2% | 671 |
| Point of Care Testing | 1 | 113 | 555 | 83% | 669 |
| Victoria Nursing and Rehabilitation Center | | 620 | 46 | 7% | 666 |
| WILLOWBROOKE COURT AT EDGEWATER POINTE ESTATES | | 657 | 9 | 1% | 666 |
| NCH HEALTHCARE SYSTEM MICROBIOLOGY LAB | | 1 | 663 | 100% | 664 |

COVID-19: testing by laboratory

Data through Jan 31, 2021 verified as of Feb 1, 2021 at 09:25 AM

Data in this report are provisional and subject to change.

The numbers in the table below represent the number of Florida and non-Florida residents for whom test results were received by the Department of Health. A person can be tested by more than one laboratory and can have both positive and negative results. **Therefore, the sum of the numbers in each column will be larger than the total number of people tested.**

| Reporting lab | Inconclusive | Negative | Positive | Percent positive | Total |
|---|--------------|----------|----------|------------------|-------|
| FISHERMENS HOSPITAL CLINICAL LAB | | 603 | 61 | 9% | 664 |
| XPRESS URGENT CARE | 3 | 553 | 107 | 16% | 663 |
| VENICE REGIONAL MEDICAL CENTER | | 574 | 88 | 13% | 662 |
| MEDICAL FP – WHOLE FAMILY HEALTH CENTER | | 539 | 119 | 18% | 658 |
| LPG COCONUT POINT | | 527 | 123 | 19% | 650 |
| APALACHEE CORRECTIONAL INSTITUTION EAST UNIT | | 633 | 16 | 2% | 649 |
| ORLANDO HEALTH AND REHAB CENTER | | 606 | 41 | 6% | 647 |
| MAVERICK LABS | | 456 | 188 | 29% | 644 |
| CARE ONE OF FLORIDA LLC | | 435 | 209 | 32% | 644 |
| WELLINGTON REGIONAL MEDICAL CENTER | | 563 | 80 | 12% | 643 |
| CONSULATE HEALTH CARE OF NEW PORT RICHEY | 2 | 524 | 117 | 18% | 643 |
| TREE HOUSE PEDIATRICS PLLC | | 578 | 64 | 10% | 642 |
| DOCTOR'S MEMORIAL HOSPITAL | | 485 | 157 | 24% | 642 |
| INTERLACHEN PEDIATRICS | | 609 | 27 | 4% | 636 |
| SOLARIS HEALTHCARE CHARLOTTE HARBOR | | 590 | 46 | 7% | 636 |
| MIDWAY SPECIATLY CARE CENTER | | 414 | 220 | 35% | 634 |
| MEDICAL CONSULTANTS OF FLORIDA, LLC | 1 | 512 | 117 | 19% | 630 |
| PROHEALTH MEDICAL CLINIC | | 84 | 544 | 87% | 628 |
| PALACE NURSING HOME & REHAB CENTER | | 594 | 34 | 5% | 628 |
| CLINICAL PATHOLOGY LABS INC | | 566 | 62 | 10% | 628 |
| NORTH FLORIDA PEDIATRICS PA | | 534 | 92 | 15% | 626 |
| PEDIATRICS OF CENTRAL FLORIDA PA | 19 | 566 | 39 | 6% | 624 |
| PALM GARDEN OF PORT SAINT LUCIE | | 609 | 6 | 1% | 615 |
| CATALYST WALK IN CLINIC | | 482 | 132 | 21% | 614 |
| HOLY CROSS HOSPITAL | | 12 | 598 | 98% | 610 |
| CREEKSIDE CARE CENTER | 1 | 520 | 84 | 14% | 605 |
| MANOR PINES CONVALESCENT CENTER LLC | 1 | 582 | 20 | 3% | 603 |
| INTERLACHEN PEDIATRICS PA | | 574 | 28 | 5% | 602 |
| PATIENTS FIRST - MAHAN DRIVE | | 164 | 435 | 73% | 599 |
| LIFE CARE CENTER OF ORANGE PARK | | 566 | 30 | 5% | 596 |
| GROWING TOGETHER PEDIATRICS LLC | | 548 | 47 | 8% | 595 |
| JOHN KNOX VILLAGE HEALTH CENTER | | 573 | 18 | 3% | 591 |
| LIFE CARE CENTER OF NEW PORT RICHEY | | 557 | 33 | 6% | 590 |
| CRUCIAL CARE EMERGENCY MEDICINE DOCTORS | | 451 | 139 | 24% | 590 |
| MOUNT SINAI LABORATORY | | 564 | 25 | 4% | 589 |
| PROJECT HEALTH INC | 2 | 476 | 107 | 18% | 585 |
| ADVENTHEALTH CENTRA CARE WINTER HAVEN | 1 | 261 | 323 | 55% | 585 |
| VETERANS AFFAIRS MEDICAL CENTER - JAMES A HALEY | | | 585 | 100% | 585 |
| MINUTECLINIC LLC #6007 | | 482 | 99 | 17% | 581 |
| POINT OF CARE TESTING SITE | | 556 | 24 | 4% | 580 |
| WOODLANDS MEDICAL SPECIALISTS | | 359 | 221 | 38% | 580 |
| AFC PHYSICIANS OF FLORIDA PA | | 376 | 200 | 35% | 576 |
| REDI MED LLC | | 442 | 133 | 23% | 575 |
| MINUTECLINIC LLC #8927 | | 470 | 102 | 18% | 572 |
| NCHMD, INC SOUTHEAST IMMEDIATE CARE | | 438 | 133 | 23% | 571 |
| MEDICAL VB | | 451 | 120 | 21% | 571 |

COVID-19: testing by laboratory

Data through Jan 31, 2021 verified as of Feb 1, 2021 at 09:25 AM

Data in this report are provisional and subject to change.

The numbers in the table below represent the number of Florida and non-Florida residents for whom test results were received by the Department of Health. A person can be tested by more than one laboratory and can have both positive and negative results. **Therefore, the sum of the numbers in each column will be larger than the total number of people tested.**

| Reporting lab | Inconclusive | Negative | Positive | Percent positive | Total |
|---|--------------|----------|----------|------------------|-------|
| PRIMARY CARE SERVICES AT ST ANDREWS ESTATES | | 569 | | | 569 |
| SPECTOR SCIENTIFIC LAB | 1 | 218 | 350 | 62% | 569 |
| CHILDRENS MEDICAL ASSOCIATION | | 514 | 55 | 10% | 569 |
| GULF COAST VILLAGE | | 537 | 29 | 5% | 566 |
| MID-FLORIDA PATHOLOGY | | 436 | 129 | 23% | 565 |
| ETHOS WELLNESS PHARMACY | | 521 | 41 | 7% | 562 |
| GULF COAST MOLECULAR LABORATORIES | 12 | 460 | 90 | 16% | 562 |
| CAPE CANAVERAL HOSPITAL | | 348 | 213 | 38% | 561 |
| TENNESSEE DOH - NASHVILLE | 2 | 493 | 65 | 12% | 560 |
| MINUTECLINIC LLC | | 492 | 66 | 12% | 558 |
| HOLMES REGIONAL MEDICAL CENTER | | 5 | 552 | 99% | 557 |
| SHORELINE PHYSICIAN GROUP | | 342 | 213 | 38% | 555 |
| GOLDEN GLADES NURSING & REHABILITATION CTR | | 545 | 10 | 2% | 555 |
| SEBASTIAN RIVER MEDICAL CENTER | 2 | 409 | 143 | 26% | 554 |
| USF MORSANI CENTER FOR ADVANCED HEALTH CARE | | 478 | 74 | 13% | 552 |
| CONSULATE HEALTHCARE OF VERO BEACH | 14 | 461 | 77 | 14% | 552 |
| ECCOLAB GROUP | 1 | 145 | 405 | 74% | 551 |
| HMA SANTA ROSA MEDICAL CENTER LLC DBA | | 428 | 122 | 22% | 550 |
| ADVENTHEALTH MEDICAL GROUP PROMPT CARE | | 392 | 157 | 29% | 549 |
| ST JOHN'S NURSING CENTER | | 531 | 18 | 3% | 549 |
| The Sands at South Beach | | 545 | 4 | 1% | 549 |
| THE PRESERVE | | 541 | 7 | 1% | 548 |
| PALM GARDEN OF VERO BEACH | | 509 | 39 | 7% | 548 |
| VITAE DIAGNOSTICS | | 534 | 13 | 2% | 547 |
| MAIN STREET MEDICAL CENTER | | 127 | 417 | 77% | 544 |
| CLEWISTON NURSING AND REHABILITATION CENTER | | 533 | 11 | 2% | 544 |
| BROAD INSTITUTE CLINICAL SEQUENCING RESEARCH PLATFORM | 1 | 521 | 22 | 4% | 544 |
| COASTAL URGENT CARE | | 425 | 116 | 21% | 541 |
| CYPRESS VILLAGE | 1 | 515 | 24 | 4% | 540 |
| JACKSONVILLE BEACH PEDIATRIC CARE CENTER □ | | 484 | 55 | 10% | 539 |
| EAST LAKE PEDIATRICS | | 457 | 81 | 15% | 538 |
| NCF DIAGNOSTICS & DNA TECHNOLOGIES | 15 | 204 | 318 | 59% | 537 |
| LIFE CARE CENTER OF HILLIARD | | 522 | 15 | 3% | 537 |
| MINUTECLINIC LLC #5187 | | 468 | 68 | 13% | 536 |
| Signature HealthCare Center of Waterford | | 507 | 28 | 5% | 535 |
| SOUTHEAST ALABAMA MEDICAL CENT | | 486 | 49 | 9% | 535 |
| THERADOC | | 152 | 382 | 72% | 534 |
| AMERICAN FAMILY CARE PENSACOLA WEST | | 1 | 533 | 100% | 534 |
| Crestview Rehabilitation Center | 5 | 401 | 126 | 24% | 532 |
| HALIFAX MEDICAL CENTER-PORT ORANGE LAB | | 451 | 80 | 15% | 531 |
| VETERANS AFFAIRS MEDICAL CENTER | | 40 | 487 | 92% | 527 |
| CLARITY LABS | | 458 | 69 | 13% | 527 |
| MED FAST URGENT CARE CENTER | | 260 | 267 | 51% | 527 |
| BOND AND STEELE CLINIC PA | | 352 | 174 | 33% | 526 |
| LOOP PEDIATRICS PA | 3 | 423 | 96 | 18% | 522 |
| VETERANS AFFAIRS MEDICAL CENTER - BAY PINES | | 17 | 503 | 97% | 520 |

COVID-19: testing by laboratory

Data through Jan 31, 2021 verified as of Feb 1, 2021 at 09:25 AM

Data in this report are provisional and subject to change.

The numbers in the table below represent the number of Florida and non-Florida residents for whom test results were received by the Department of Health. A person can be tested by more than one laboratory and can have both positive and negative results. **Therefore, the sum of the numbers in each column will be larger than the total number of people tested.**

| Reporting lab | Inconclusive | Negative | Positive | Percent positive | Total |
|---|--------------|----------|----------|------------------|-------|
| FORT MYERS INTERNAL MEDICINE, LLC | | 471 | 49 | 9% | 520 |
| ST PETERSBURG PEDIATRICS | 1 | 447 | 66 | 13% | 514 |
| FLAGLER COUNTY HEALTH DEPARTMENT | 3 | 400 | 108 | 21% | 511 |
| J AND G MEDICAL GROUP LLC | | 424 | 87 | 17% | 511 |
| 24 HOUR PEDIATRIC CARE CENTER | 1 | 462 | 47 | 9% | 510 |
| MEDICAL CENTER CLINIC-IMMEDIATE CARE | 1 | 409 | 100 | 20% | 510 |
| VITAS HEALTHCARE CORP OF CENTRAL FL | | 491 | 18 | 4% | 509 |
| NSPIRE HEALTHCARE MIAMI LAKES | 7 | 486 | 14 | 3% | 507 |
| VILLA MARIA NURSING & REHAB CENTER INC | 1 | 495 | 11 | 2% | 507 |
| DOCTORS CENTER,THE | | 398 | 106 | 21% | 504 |
| EDEN SPRINGS NURSING AND REHAB CENTER | | 392 | 110 | 22% | 502 |
| TELESCOPE HEALTH LLC | 3 | 398 | 98 | 20% | 499 |
| DAVITA LABORATORY | | 426 | 73 | 15% | 499 |
| DOH - INDIAN RIVER | | 424 | 71 | 14% | 495 |
| BALDOMERO LOPEZ STATE VETERANS NURSING HOME | 2 | 490 | 3 | 1% | 495 |
| CLINICAL PATHOLOGY LABS | | 386 | 108 | 22% | 494 |
| EMERALD SHORES HEALTH AND REHABILITATION | | 403 | 88 | 18% | 491 |
| CARENOW URGENT CARE - FORT PIERCE | | 265 | 225 | 46% | 490 |
| CALHOUN LIBERTY HOSPITAL | | 354 | 135 | 28% | 489 |
| Plantation Bay Rehabilitation Center | | 469 | 18 | 4% | 487 |
| MANOR CARE NURSING CENTER OF SARASOTA FL LLC | | 411 | 75 | 15% | 486 |
| JACKSON MEMORIAL PERDUE MEDICAL CENTER | | 460 | 23 | 5% | 483 |
| CITY MEDICAL OF NEW JERSEY, PC | | 442 | 40 | 8% | 482 |
| LIFE CARE CENTER OF PENSACOLA | | 438 | 44 | 9% | 482 |
| NEW YORK HOSPITAL LABORATORIES | 1 | 469 | 12 | 2% | 482 |
| JACKSON MEMORIAL LONG TERM CARE CENTER | | 461 | 19 | 4% | 480 |
| HEALTH CENTER AT BRENTWOOD | 1 | 435 | 42 | 9% | 478 |
| EXPRESS URGENT CARE LLC | | 1 | 476 | 100% | 477 |
| MOLECULAR TESTING LABS | | 423 | 50 | 11% | 473 |
| ST CLOUD REGIONAL MEDICAL CENTER CLINICAL LAB | | 394 | 79 | 17% | 473 |
| MEMORIAL PEMBROKE 24/7 CARE CENTER | | 356 | 115 | 24% | 471 |
| BOCA GRANDE HEALTH CLINIC | | 446 | 24 | 5% | 470 |
| FAMILY HEALTH CENTERS OF SWF LABS | 2 | 393 | 74 | 16% | 469 |
| NAVAL HOSPITAL - JACKSONVILLE | | 136 | 331 | 71% | 467 |
| SUNRISE URGENT CARE ASSOCIATES LLC D/B/A | 2 | 169 | 295 | 63% | 466 |
| VALENCIA HILLS HEALTH AND REHABILITATION CENTER | | 453 | 13 | 3% | 466 |
| MOORINGS PARK INSTITUTE, INC, THE | | 447 | 19 | 4% | 466 |
| PALM GARDEN OF TAMPA | | 439 | 27 | 6% | 466 |
| ENZO CLINICAL LABS INC | 3 | 441 | 20 | 4% | 464 |
| MANOR CARE HEALTH SERVICES - FT MYERS | | 444 | 19 | 4% | 463 |
| MEDONE URGENT CARE AT ST. AUGUSTINE | | 114 | 349 | 75% | 463 |
| RIVER GARDEN HEBREW HOME FOR THE AGED | | 409 | 54 | 12% | 463 |
| DIAMOND RIDGE HEALTH AND REHABILITATION | | 434 | 28 | 6% | 462 |
| CONTINENTAL CLINICAL RESEARCH, LLC | | 440 | 20 | 4% | 460 |
| PENSACOLA PEDIATRICS | 1 | 258 | 200 | 44% | 459 |
| BROOKDALE PALMER RANCH | 1 | 403 | 55 | 12% | 459 |

COVID-19: testing by laboratory

Data through Jan 31, 2021 verified as of Feb 1, 2021 at 09:25 AM

Data in this report are provisional and subject to change.

The numbers in the table below represent the number of Florida and non-Florida residents for whom test results were received by the Department of Health. A person can be tested by more than one laboratory and can have both positive and negative results. **Therefore, the sum of the numbers in each column will be larger than the total number of people tested.**

| Reporting lab | Inconclusive | Negative | Positive | Percent positive | Total |
|--|--------------|----------|----------|------------------|-------|
| GOLDEN GATE FAMILY CLINIC | | 89 | 369 | 81% | 458 |
| SABAL PALMS HEALTH AND REHAB | | 409 | 49 | 11% | 458 |
| NORTH FLORIDA RETIREMENT VILLAGE | | 453 | 2 | 0% | 455 |
| CLARIDGE HOUSE NURSING CENTER | | 437 | 17 | 4% | 454 |
| MEDFAST URGENT CARE CENTERS | | 175 | 278 | 61% | 453 |
| THE PALACE AT HOMESTEAD | 1 | 435 | 17 | 4% | 453 |
| NCH HEALTHCARE BONITA | | 335 | 118 | 26% | 453 |
| SUSANNA WESLEY HEALTH CENTER | | 415 | 36 | 8% | 451 |
| HARTS HARBOR HEALTH CARE CENTER | | 430 | 21 | 5% | 451 |
| PALM GARDEN OF JACKSONVILLE | 2 | 370 | 79 | 18% | 451 |
| WILLOW BROOKE COURT AT INDIAN RIVER ESTATES | | 403 | 44 | 10% | 447 |
| CLIFFORD CHESTER SIMS STATE VETERANS | | 438 | 9 | 2% | 447 |
| LAUDERDALE NURSING CENTER LLC | 1 | 424 | 19 | 4% | 444 |
| VETERANS AFFAIRS MEDICAL CENTER - GAINESVILLE | | 3 | 441 | 99% | 444 |
| FOUNTAIN MANOR HEALTH AND REHAB CENTER | 1 | 426 | 16 | 4% | 443 |
| PRIMARY CARE SOUTH INC | | 151 | 292 | 66% | 443 |
| The Manor at Blue Water Bay | | 383 | 60 | 14% | 443 |
| SOUTHERN OAKS CARE CENTER | 1 | 405 | 36 | 8% | 442 |
| FLORIDA GULF COAST UNIVERSITY | | 276 | 166 | 38% | 442 |
| EAST LAKE PEDIATRICS PA | | 405 | 36 | 8% | 441 |
| FLORIDA DEPARTMENT OF HEALTH CLAY COUNTY | 1 | 346 | 93 | 21% | 440 |
| NEMOURS CHILDREN'S HOSPITAL | | 367 | 72 | 16% | 439 |
| DIAMOND RIDGE HEALTH AND REHABILITATION CENTER | | 419 | 20 | 5% | 439 |
| SMA SPECIALTY MEDICAL LAB | | 117 | 321 | 73% | 438 |
| POINT WASHINGTON MEDICAL CLINIC | 1 | 259 | 177 | 41% | 437 |
| MANOR AT CARPENTERS | | 411 | 26 | 6% | 437 |
| FLO-MEDILAB SERVICES LLC | | 187 | 249 | 57% | 436 |
| PARKLANDS FACILITY INC | 4 | 389 | 42 | 10% | 435 |
| ASAP LABS LLC | | 305 | 130 | 30% | 435 |
| PEDIATRIC HEALTHCARE ALLIANCE PA | | 393 | 41 | 9% | 434 |
| GRAND COURT TAMPA | | 429 | 3 | 1% | 432 |
| AMERICA'S PHARMACY LLC | | 381 | 50 | 12% | 431 |
| MINUTECLINIC LLC #214 | | 360 | 71 | 16% | 431 |
| Good Samaritan Society Kissimmee Village | | 367 | 64 | 15% | 431 |
| AVECINA MEDICAL JULINGTON | 1 | 240 | 189 | 44% | 430 |
| BUFFALO CROSSING HEALTHCARE & REHABILITATION CTR | | 415 | 14 | 3% | 429 |
| HILLCREST HEALTH CARE & REHABILITATION CENTER | 2 | 417 | 10 | 2% | 429 |
| NEW PLANT CITY FAMILY CARE | 1 | 227 | 201 | 47% | 429 |
| FLORIDA DEPT OF HEALTH IN BREVARD COUNTY | 3 | 363 | 63 | 15% | 429 |
| VIERA HOSPITAL, INC | | 326 | 103 | 24% | 429 |
| MAYFLOWER ASSISTED LIVING | | 422 | 5 | 1% | 427 |
| PALM GARDEN OF OCALA | | 330 | 94 | 22% | 424 |
| RICARDO NAVARRO DO PA | | 362 | 60 | 14% | 422 |
| Williston Care Center | | 371 | 50 | 12% | 421 |
| Q ANSWER LAB | 1 | 375 | 45 | 11% | 421 |
| BAPTIST PRIMARY CARE | 2 | 327 | 91 | 22% | 420 |

COVID-19: testing by laboratory

Data through Jan 31, 2021 verified as of Feb 1, 2021 at 09:25 AM

Data in this report are provisional and subject to change.

The numbers in the table below represent the number of Florida and non-Florida residents for whom test results were received by the Department of Health. A person can be tested by more than one laboratory and can have both positive and negative results. **Therefore, the sum of the numbers in each column will be larger than the total number of people tested.**

| Reporting lab | Inconclusive | Negative | Positive | Percent positive | Total |
|--|--------------|----------|----------|------------------|-------|
| GARCIA CLINICAL LABORATORY | | 28 | 392 | 93% | 420 |
| EXPRESS PHARMACY | | 386 | 34 | 8% | 420 |
| HARBOUR HEALTH CENTER | | 406 | 14 | 3% | 420 |
| BALDWIN PEDIATRICS | 1 | 392 | 25 | 6% | 418 |
| HERON POINTE HEALTH AND REHABILITATION | 1 | 414 | 3 | 1% | 418 |
| MINUTECLINIC LLC #5157 | | 349 | 67 | 16% | 416 |
| ST ANDREWS BAY SKILLED NURSING & | | 357 | 59 | 14% | 416 |
| LEHIGH REGIONAL MEDICAL CENTER LAB | | 371 | 44 | 11% | 415 |
| Colonial Lakes Health Care | | 384 | 31 | 7% | 415 |
| APP-UNIPATH, LLC | 2 | 399 | 14 | 3% | 415 |
| PHYSICIANS PRIMARY CARE LAB | | 360 | 54 | 13% | 414 |
| WEST GABLES HEALTH CARE CENTER | | 402 | 10 | 2% | 412 |
| CHILDRENS MEDICAL ASSOCIATION PA | | 362 | 49 | 12% | 411 |
| FLORIDA DEPARTMENT OF HEALTH IN CALHOUN COUNTY | | 298 | 113 | 27% | 411 |
| MINUTECLINIC LLC #3671 | | 366 | 44 | 11% | 410 |
| ARCPPOINTS LABS | | 345 | 63 | 15% | 408 |
| NORTH FLORIDA MEDICAL GROUP | | 294 | 114 | 28% | 408 |
| NEW YORK PRESBYTERIAN - CUMC CLINICAL | | 390 | 17 | 4% | 407 |
| CARE ONE OF FLORIDA | 1 | 272 | 133 | 33% | 406 |
| TIDE LABORATORIES | | 362 | 43 | 11% | 405 |
| Solaris HealthCare Windermere | | 374 | 30 | 7% | 404 |
| ORLANDO HEALTH CENTER FOR REHABILITATION | | 391 | 10 | 2% | 401 |
| AFC URGENT CARE SEMINOLE | | | 396 | 100% | 396 |
| MINI ER AND URGENT CARE | | 289 | 105 | 27% | 394 |
| SPRING HILL HEALTH AND REHABILITATION CENTER | | 379 | 15 | 4% | 394 |
| CITRUS NURSING CENTER LLC | | 362 | 30 | 8% | 392 |
| VITAS LUTHERAN TOWERS INPATIENT PROGRAM | | 329 | 62 | 16% | 391 |
| SOLARIS HEALTHCARE LAKE CITY | | 318 | 72 | 18% | 390 |
| BARBER | | 13 | 376 | 97% | 389 |
| MANOR OAKS NURSING & REHAB CENTER | 2 | 386 | 1 | 0% | 389 |
| PEBBLEBROOK PHARMACY | | 299 | 87 | 23% | 386 |
| SANTA ROSA CENTER FOR REHABILITATION AND HEALING | | 324 | 61 | 16% | 385 |
| FLORIDA HOSPITAL WAUCHULA | | 260 | 119 | 31% | 379 |
| Ocala Health and Rehabilitation Center | | 361 | 18 | 5% | 379 |
| MEDICAL CENTER OF DELTONA, INC | | 299 | 79 | 21% | 378 |
| FERNANDINA BEACH REHAB AND NURSING | 1 | 362 | 15 | 4% | 378 |
| PALMETTO FAMILY HEALTHCARE | 1 | 236 | 139 | 37% | 376 |
| BAYA PHARMACY WEST | | 8 | 368 | 98% | 376 |
| PALMS OF SEBRING | | 342 | 34 | 9% | 376 |
| SOLARIS HEALTHCARE MERRITT ISLAND | | 344 | 32 | 9% | 376 |
| FLORIDA HOSPITAL MEDICAL GROUP | | 254 | 121 | 32% | 375 |
| CONSULATE HEALTH CARE OF BAYONET POINT | 3 | 362 | 7 | 2% | 372 |
| DXTERITY DIAGNOSTICS | 1 | 350 | 20 | 5% | 371 |
| MEDONE URGENT CARE CENTER | | 149 | 222 | 60% | 371 |
| INDIAN RIVER CTR, LLC | | 325 | 46 | 12% | 371 |
| ABBEY DELRAY | | 366 | 5 | 1% | 371 |

COVID-19: testing by laboratory

Data through Jan 31, 2021 verified as of Feb 1, 2021 at 09:25 AM

Data in this report are provisional and subject to change.

The numbers in the table below represent the number of Florida and non-Florida residents for whom test results were received by the Department of Health. A person can be tested by more than one laboratory and can have both positive and negative results. **Therefore, the sum of the numbers in each column will be larger than the total number of people tested.**

| Reporting lab | Inconclusive | Negative | Positive | Percent positive | Total |
|---|--------------|----------|----------|------------------|-------|
| SANDBAY URGENT CARE | | 299 | 72 | 19% | 371 |
| HENDRY REGIONAL MEDICAL CENTER | | 107 | 264 | 71% | 371 |
| URGENT CARE BETHESDA | 1 | 318 | 52 | 14% | 371 |
| ELLENTON PEDIATRICS | | 353 | 17 | 5% | 370 |
| HOPE HOSPICE AND COMMUNITY SERVICES INC | 12 | 346 | 11 | 3% | 369 |
| BENTON PEDIATRICS INC | | 327 | 42 | 11% | 369 |
| PHYSICIANS STAT LAB INC | | 311 | 57 | 15% | 368 |
| ADVENT HEALTH - TAMPA | | 148 | 220 | 60% | 368 |
| SOLARIS HEALTHCARE OSCEOLA | | 346 | 21 | 6% | 367 |
| TREASURE COAST COMMUNITY HEALTH | 3 | 309 | 54 | 15% | 366 |
| FAMILY HEALTH CENTERS OF SOUTHWEST FLORIDA INC | | 308 | 57 | 16% | 365 |
| AMERICAN RESEARCH LABS | | 166 | 199 | 55% | 365 |
| FAIR HAVENS CENTER, OPCO | | 359 | 6 | 2% | 365 |
| Stacey Health Care Centers Inc. dba Riverside Care Center | | 334 | 28 | 8% | 362 |
| UR MEDICINE LABS- CENTRAL LABORATORY | | 340 | 20 | 6% | 360 |
| MICHAEL A MIDDLETON MD PA□ | | 345 | 14 | 4% | 359 |
| INFORM DIAGNOSTICS | | 349 | 8 | 2% | 357 |
| PALM GARDEN OF CLEARWATER | | 338 | 18 | 5% | 356 |
| ORCHARD PARK HEALTH & REHABILITATION | | 352 | 4 | 1% | 356 |
| SUWANNEE HEALTH AND REHABILITATION CENTER | | 351 | 5 | 1% | 356 |
| RUSKIN HEALTH CENTER | | 240 | 115 | 32% | 355 |
| MEDSCAN LABORATORY INC | 1 | 163 | 190 | 54% | 354 |
| SIGNATURE HEALTHCARE OF BROOKWOOD GARDENS | | 352 | 1 | 0% | 353 |
| MY CLINICAL LAB | | 224 | 128 | 36% | 352 |
| ADVENTHEALTH CENTRA CARE TRINITY | | 305 | 46 | 13% | 351 |
| Solaris Healthcare Daytona | 2 | 302 | 47 | 13% | 351 |
| SANFORD LABORATORIES | | 325 | 24 | 7% | 349 |
| CORE DIAGNOSTIC LABORATORIES LLC | | 237 | 112 | 32% | 349 |
| BAYSHORE DIAGNOSTICS | | 309 | 40 | 11% | 349 |
| THE PALACE MANAGEMENT - THE PALACE AT CORAL GABLES | | 345 | 3 | 1% | 348 |
| CLERMONT HEALTH AND REHABILITATION CENTER | | 319 | 27 | 8% | 346 |
| SIPARADIGM, DIAGNOSTIC INFORMATICS | | 273 | 73 | 21% | 346 |
| VILLAGE AT VIENNA SQUARE,THE□ | 6 | 329 | 11 | 3% | 346 |
| Timberridge Center for Rehabilitation and Healing | | 317 | 28 | 8% | 345 |
| AFC URGENT CARE FAMILY CARE | | | 343 | 100% | 343 |
| DBI HEALTH INC | | 328 | 14 | 4% | 342 |
| CORAL BAY HEALTHCARE AND REHABILITATION | 1 | 329 | 12 | 4% | 342 |
| AFC URGENT CARE TYRONE | | 2 | 340 | 99% | 342 |
| HEALTH DESIGNS | | 328 | 13 | 4% | 341 |
| ADVENT HEALTH CENTRA CARE - PALM COAST | | 80 | 261 | 77% | 341 |
| SEMINOLE NURSING PAVILION | | 333 | 7 | 2% | 340 |
| CARENOW | 2 | 168 | 169 | 50% | 339 |
| SELECT REFERENCE LABORATORIES, LLC | 1 | 326 | 12 | 4% | 339 |
| HEARTLAND PEDIATRICS OF LAKE WALES | | 296 | 43 | 13% | 339 |
| BROOKSVILLE HEALTHCARE CENTER LLC□ | | 334 | 4 | 1% | 338 |
| BLOUNTSTOWN REHABILITATION CENTER LLC | | 234 | 104 | 31% | 338 |

COVID-19: testing by laboratory

Data through Jan 31, 2021 verified as of Feb 1, 2021 at 09:25 AM

Data in this report are provisional and subject to change.

The numbers in the table below represent the number of Florida and non-Florida residents for whom test results were received by the Department of Health. A person can be tested by more than one laboratory and can have both positive and negative results. **Therefore, the sum of the numbers in each column will be larger than the total number of people tested.**

| Reporting lab | Inconclusive | Negative | Positive | Percent positive | Total |
|---|--------------|----------|----------|------------------|-------|
| HEALTHY STEPS PEDIATRICS | | 293 | 43 | 13% | 336 |
| FLORIDA DEPARTMENT OF HEALTH | | 296 | 39 | 12% | 335 |
| NORTH FLORIDA REHABILITATION & SPECIALTY CARE | | 332 | 3 | 1% | 335 |
| PALM GARDEN OF WINTER HAVEN | | 320 | 15 | 4% | 335 |
| GOOD SAMARITAN CENTER | | 333 | 1 | 0% | 334 |
| PEDIATRIC HEALTHCARE ALLIANCE | | 308 | 26 | 8% | 334 |
| Cypress Cove Care Center | | 234 | 100 | 30% | 334 |
| ORANGE BLOSSOM FAMILY HEALTH | | 315 | 18 | 5% | 333 |
| Darcy Hall Of Life Care | | 327 | 5 | 2% | 332 |
| AFC URGENT CARE CLEARWATER | 1 | 122 | 208 | 63% | 331 |
| MINUTECLINIC LLC, #10357 | | 330 | 1 | 0% | 331 |
| BROOKDALE FORT MYERS CYPRESS LAKE | | 329 | 1 | 0% | 330 |
| Manatee Springs Rehabilitation and Nursing Center | | 309 | 20 | 6% | 329 |
| NORTH PINELLAS STATMED QUICK QUALITY CLINICS | | 236 | 93 | 28% | 329 |
| MEDIPATH | | 18 | 311 | 95% | 329 |
| SOLARIS HEALTHCARE PARKWAY | 2 | 313 | 13 | 4% | 328 |
| USAFSAM/PHE | | 174 | 154 | 47% | 328 |
| HEALTH CENTRAL PARK | | 261 | 66 | 20% | 327 |
| Life Care Center at Wells Crossing | | 309 | 18 | 6% | 327 |
| VETERANS AFFAIRS MEDICAL CENTER - LAKE CITY | | 52 | 275 | 84% | 327 |
| Palmetto Subacute Care Center | | 316 | 10 | 3% | 326 |
| TRI-COUNTY NURSING AND REHABILITATION CENTER INC | | 311 | 15 | 5% | 326 |
| HAINES CITY REHABILITATION AND NURSING CENTER | | 301 | 23 | 7% | 324 |
| CARITHERS PEDIATRIC GROUP | | 287 | 37 | 11% | 324 |
| MANORCARE HEALTH SERVICES - VENICE | | 270 | 54 | 17% | 324 |
| LIFE CARE PONTE VEDRA INC | | 316 | 7 | 2% | 323 |
| Life Care Center of Ocala | | 278 | 44 | 14% | 322 |
| Bayside Care Center | 1 | 299 | 20 | 6% | 320 |
| CORAL TRACE HEALTH CARE | 2 | 313 | 5 | 2% | 320 |
| MIDWAY SPECIALTY CARE CENTER | 3 | 203 | 113 | 35% | 319 |
| LITTLE PINE PEDIATRICS PLLC | | 269 | 48 | 15% | 317 |
| SHORE ACRES CARE CENTER | | 282 | 35 | 11% | 317 |
| SOLARIS HEALTHCARE BAYONET POINT | | 303 | 14 | 4% | 317 |
| FLORIDA HOSPITAL HEARTLAND MED CTR LAKE PLACID | | 232 | 85 | 27% | 317 |
| MEDFAST URGENT CARE CENTER | | 85 | 230 | 73% | 315 |
| Quest Diag Unspecifd | 1 | 181 | 132 | 42% | 314 |
| GENESIS MEDICAL LABORATORY MIAMI FL. | | 83 | 230 | 73% | 313 |
| FAIRWAY OAKS CENTER LLC | 6 | 301 | 6 | 2% | 313 |
| PALM GARDEN OF WEST PALM BEACH | 4 | 293 | 15 | 5% | 312 |
| BREVARD HEALTH ALLIANCE | | 119 | 192 | 62% | 311 |
| BAYFRONTVENICEREGIONAL | | 291 | 18 | 6% | 309 |
| MEDEXPRESS LUTZ | | 3 | 305 | 99% | 308 |
| KEY WEST HEALTH AND REHAB | 1 | 300 | 7 | 2% | 308 |
| LIFEBRITE | 1 | 125 | 182 | 59% | 308 |
| STARKE FAMILY MEDICAL CENTER | | 245 | 62 | 20% | 307 |
| PALM GARDEN OF ORLANDO | | 276 | 31 | 10% | 307 |

COVID-19: testing by laboratory

Data through Jan 31, 2021 verified as of Feb 1, 2021 at 09:25 AM

Data in this report are provisional and subject to change.

The numbers in the table below represent the number of Florida and non-Florida residents for whom test results were received by the Department of Health. A person can be tested by more than one laboratory and can have both positive and negative results. **Therefore, the sum of the numbers in each column will be larger than the total number of people tested.**

| Reporting lab | Inconclusive | Negative | Positive | Percent positive | Total |
|---|--------------|----------|----------|------------------|-------|
| SEA BREEZE REHAB AND NURSING CENTER☐ | | 296 | 8 | 3% | 304 |
| Destin Healthcare and Rehabilitation Center | 1 | 267 | 36 | 12% | 304 |
| DELTONA HEALTH CARE | | 280 | 23 | 8% | 303 |
| CRONOS CLINICAL LABORATORY | 22 | 193 | 87 | 29% | 302 |
| Marshall Health and Rehabilitation Center | | 272 | 30 | 10% | 302 |
| EPN URGENT CARE | | 44 | 257 | 85% | 301 |
| Palm Garden of Largo | | 297 | 3 | 1% | 300 |
| NORTH VISTA HOSPITAL LABORATORY | | 228 | 71 | 24% | 299 |
| PIONEER CLINICAL LAB LLC | | 230 | 69 | 23% | 299 |
| PruittHealth Panama City | 1 | 235 | 62 | 21% | 298 |
| GOOD SAMARITAN SOCIETY-DAYTONA | | 284 | 14 | 5% | 298 |
| ROLLINS COLLEGE WELLNESS CENTER | | 130 | 167 | 56% | 297 |
| HEALTH FIRST ADVENTHEALTH CENTRA CARE - TITUSVILLE | | 56 | 241 | 81% | 297 |
| FLORIDA DEPARTMENT OF HEALTH IN LIBERTY COUNTY | 2 | 206 | 89 | 30% | 297 |
| PHYSICIANS REGIONAL WALK-IN | | 185 | 112 | 38% | 297 |
| AVELLINO LAB USA, INC | 1 | 283 | 12 | 4% | 296 |
| AFC URGENT CARE | | 67 | 229 | 77% | 296 |
| BUENA VISTA URGENT CARE | | 264 | 32 | 11% | 296 |
| DIAGNOSTIC & CLINICAL CARE SERVICES INC DBA LabCorp (Non-Interfaced) | 1 | 119 | 174 | 59% | 294 |
| MANOR CARE OF BOYNTON BEACH LLC | | 269 | 24 | 8% | 293 |
| JOHNS HOPKINS ALL CHILDREN'S HOSPITAL | | 257 | 36 | 12% | 293 |
| BAY VILLAGE OF SARASOTA INC | | 290 | 3 | 1% | 293 |
| HARDEE MANOR HEALTH CARE CENTER | 1 | 289 | 3 | 1% | 293 |
| OCEAN VIEW NURSING AND REHAB CENTER | | 279 | 14 | 5% | 293 |
| LIFE CARE CENTER OF PALM BAY☐ | | 284 | 9 | 3% | 293 |
| MOOSEHAVEN HEALTH CENTER | | 255 | 37 | 13% | 292 |
| NORTHWEST MEDICAL CENTER CLINICAL LABORATORY | | 175 | 117 | 40% | 292 |
| BOCA BIOLISTICS REFERENCE LABORATORY | 2 | 185 | 105 | 36% | 292 |
| BROWARD PARTNERSHIP | 6 | 279 | 5 | 2% | 290 |
| GANDY CROSSING CARE CENTER | 1 | 276 | 13 | 4% | 290 |
| HARDEE COUNTY HEALTH DEPARTMENT | | 228 | 62 | 21% | 290 |
| VILLAGE DOCTORS OF KEYSTONE | | 214 | 76 | 26% | 290 |
| FIRST CHOICE PEDIATRICS | | 212 | 78 | 27% | 290 |
| AUBURN UNIVERSITY MEDICAL CLINIC | | 227 | 62 | 21% | 289 |
| ST LUCIE EMPLOYEE HEALTH & WELLNESS CENTER | | 285 | 4 | 1% | 289 |
| OSPREY LODGE | | 232 | 57 | 20% | 289 |
| ROSEWOOD HEALTH AND REHABILITATION CENTER | | 270 | 19 | 7% | 289 |
| Bardmoor Oaks Healthcare and Rehabilitation Center | | 283 | 6 | 2% | 289 |
| PALM GARDEN OF GAINESVILLE | 2 | 285 | 2 | 1% | 289 |
| FAMILY CARE PARTNERS OF NORTHEAST FLORIDA LLC | | 217 | 72 | 25% | 289 |
| ASCEND CLINICAL | 2 | 235 | 52 | 18% | 289 |
| SABAL DIRECT PRIMARY CARE, PA | | 234 | 54 | 19% | 288 |
| BIOCEPT | | 270 | 16 | 6% | 286 |
| SIGNATURE HEALTHCARE OF NORTH FLORIDA | | 284 | 2 | 1% | 286 |
| LAKELAND REGIONAL HEALTH SYSTEMS INC | | 20 | 266 | 93% | 286 |

COVID-19: testing by laboratory

Data through Jan 31, 2021 verified as of Feb 1, 2021 at 09:25 AM

Data in this report are provisional and subject to change.

The numbers in the table below represent the number of Florida and non-Florida residents for whom test results were received by the Department of Health. A person can be tested by more than one laboratory and can have both positive and negative results. **Therefore, the sum of the numbers in each column will be larger than the total number of people tested.**

| Reporting lab | Inconclusive | Negative | Positive | Percent positive | Total |
|---|--------------|----------|----------|------------------|-------|
| SPECIALTY HEALTH AND REHABILITATION CENTER | | 260 | 25 | 9% | 285 |
| SERENADES IN THE VILLAGES | | 231 | 54 | 19% | 285 |
| ATLANTIC SHORES NURSING AND REHAB CENTER | 1 | 275 | 9 | 3% | 285 |
| PruittHealth Santa Rosa | | 195 | 89 | 31% | 284 |
| TIDEWELL HOSPICE INC | | 280 | 4 | 1% | 284 |
| CLINICAL ENTERPRISE, INC | | 266 | 18 | 6% | 284 |
| VILLAGE DOCTORS FAMILY MEDICAL CENTER OF | | 226 | 57 | 20% | 283 |
| SPRINGTREE REHAB & HEALTH CARE CENTER | | 267 | 16 | 6% | 283 |
| ST JAMES HEALTH AND REHABILITATION CENTER | | 199 | 84 | 30% | 283 |
| PINES OF SARASOTA | | 279 | 3 | 1% | 282 |
| KISSIMMEE FACILITY OPERATIONS LLC | | 262 | 20 | 7% | 282 |
| COLOR GENOMICS, INC. | 2 | 273 | 6 | 2% | 281 |
| CHILDRENS CLINIC WEST FLORIDA PEDIATRICS | | 254 | 26 | 9% | 280 |
| BOND CLINIC PA PEDIATRICS DEPT | | 250 | 30 | 11% | 280 |
| AVANTE AT LEESBURG INC | | 280 | | | 280 |
| AVENTURA REHAB AND NURSING CENTER | | 275 | 5 | 2% | 280 |
| ARGO SENIOR LIVING AT HAVERHILL | | 262 | 17 | 6% | 279 |
| ORCHARD RIDGE CARE AND REHABILITATION CENTER | | 263 | 16 | 6% | 279 |
| BRIDGEWATER PARK HEALTH AND REHAB | | 257 | 22 | 8% | 279 |
| SUN COUNTRY PEDIATRICS PLLC | 7 | 245 | 26 | 9% | 278 |
| AURORA DIAGNOSTICS BERNHARDT LABORATORIES PATHOLOGY SERVICE | | 190 | 87 | 31% | 277 |
| PRUITT HEALTH-SANTA ROSA | | 275 | 2 | 1% | 277 |
| ENCOMPASS HEALTH REHABILITATION HOSPITAL | 8 | 258 | 11 | 4% | 277 |
| BROOKDALE Paddock Hills | 1 | 273 | 2 | 1% | 276 |
| SUNLAND MARIANNA COX MEDICAL CENTER | | 235 | 40 | 15% | 275 |
| LUTHERAN HAVEN | | 267 | 8 | 3% | 275 |
| SAINTS 120 LLC | 1 | 240 | 34 | 12% | 275 |
| WESTCHESTER GARDENS LIMITED PARTNERSHIP | | 269 | 5 | 2% | 274 |
| CONSULATE HEALTH CARE OF SAFETY HARBOR | | 268 | 6 | 2% | 274 |
| HOMESTEAD MANOR | 2 | 232 | 40 | 15% | 274 |
| Bay Breeze Senior Living and Rehabilitation Center | | 222 | 52 | 19% | 274 |
| LAKE EUSTIS HEALTH AND REHABILITATION CENTER | | 268 | 6 | 2% | 274 |
| Glades West Rehabilitation and Nursing Center | | 266 | 8 | 3% | 274 |
| ST JUDE CHILDREN'S RESEARCH HOSPITAL | | 258 | 15 | 5% | 273 |
| TAMARAC REHABILITATION & HEALTH CENTER | | 271 | 1 | 0% | 272 |
| THE SPRINGS AT BOCA CIEGA BAY | | 263 | 9 | 3% | 272 |
| FL HUD DESTIN, LLC D/B/A GRAND BOULEVARD HEALTH | | 238 | 34 | 13% | 272 |
| QUALITOX LABORATORIES | | 105 | 167 | 61% | 272 |
| REGENTS PARK OF BOCA RATON | | 269 | 2 | 1% | 271 |
| BRISTOL AT TAMPA, THE | 3 | 258 | 8 | 3% | 269 |
| Premier Place at The Glenview | | 260 | 8 | 3% | 268 |
| AVANTE AT MT DORA | | 265 | 3 | 1% | 268 |
| LIFE CARE CENTER OF WINTER HAVEN | | 249 | 18 | 7% | 267 |
| AMEERAH LABS, LLC | 2 | 202 | 63 | 24% | 267 |
| ADVENT HEALTH CENTRA CARE - ORMOND BEACH | | 113 | 153 | 58% | 266 |
| SAMANTHA WILSON CARE CENTER | 3 | 254 | 9 | 3% | 266 |

COVID-19: testing by laboratory

Data through Jan 31, 2021 verified as of Feb 1, 2021 at 09:25 AM

Data in this report are provisional and subject to change.

The numbers in the table below represent the number of Florida and non-Florida residents for whom test results were received by the Department of Health. A person can be tested by more than one laboratory and can have both positive and negative results. **Therefore, the sum of the numbers in each column will be larger than the total number of people tested.**

| Reporting lab | Inconclusive | Negative | Positive | Percent positive | Total |
|--|--------------|----------|----------|------------------|-------|
| PALMS REHABILITATION AND HEALTHCARE CENTER | | 242 | 24 | 9% | 266 |
| HEATHER HILL HEALTHCARE CENTER | | 223 | 42 | 16% | 265 |
| The Care Center at Pinellas Park | 1 | 255 | 8 | 3% | 264 |
| LAB DOCTOR | | 231 | 33 | 13% | 264 |
| LONGWOOD FAMILY PRACTICE | | 203 | 60 | 23% | 263 |
| SILVER CREEK SENIOR LIVING COMMUNITY | | 257 | 5 | 2% | 262 |
| Rehabilitation Center for Park Place LLC | | 252 | 10 | 4% | 262 |
| RULEME CENTER | 2 | 236 | 24 | 9% | 262 |
| renaissance health and rehabilitation center | | 245 | 17 | 6% | 262 |
| HEALTH PARK CARE CENTER | | 258 | 3 | 1% | 261 |
| ADVENTHEALTH EXPRESS CARE AT WALGREENS | | 218 | 43 | 16% | 261 |
| DAVID SCOTT MADWAR MD PA | | 235 | 26 | 10% | 261 |
| CLIFFORD CHESTER SIMS VA NURSING HOME | | 251 | 9 | 3% | 260 |
| PIONEER CLINICAL LAB, LLC | | 168 | 92 | 35% | 260 |
| KENNEDY PAIN CLINIC GROUP LLC | | 233 | 27 | 10% | 260 |
| ELMHURST HOSPITAL CENTER | 1 | 243 | 16 | 6% | 260 |
| JACKSON PLAZA NURSING & REHAB CENTER | 5 | 248 | 6 | 2% | 259 |
| INTERNAL MEDICINE & PEDIATRICS OF TAMPA BAY PA | | 212 | 47 | 18% | 259 |
| BEAR CREEK NURSING CENTER | | 255 | 4 | 2% | 259 |
| CONSULATE HEALTHCARE OF KISSIMMEE | | 247 | 12 | 5% | 259 |
| FLORIDA WOMAN CARE LABORATORY LLC | | 232 | 26 | 10% | 258 |
| FLORIDA HEART & VASCULAR MULTISPECIALTY GROUP PA | | 177 | 81 | 31% | 258 |
| PERSONALIZED GENETIC TESTING | 1 | 165 | 92 | 36% | 258 |
| ROSEN MEDICAL CENTER | | 222 | 36 | 14% | 258 |
| QUICK CARE MED | | 205 | 53 | 21% | 258 |
| REHABILITATION CENTER OF LAKE CITY, THE | | 229 | 28 | 11% | 257 |
| RAINBOW PEDIATRIC CENTER PA | | 240 | 17 | 7% | 257 |
| ASSOCIATESMD MEDICAL GROUP INC | | 209 | 47 | 18% | 256 |
| NATIONS BEST FAMILY HEALTH CARE | | 93 | 162 | 64% | 255 |
| ADDINGTON PLACE AT WELLINGTON GREEN | | 252 | 3 | 1% | 255 |
| Solaris Healthcare Lake Bennet | | 223 | 32 | 13% | 255 |
| NAPLES CHILDREN'S URGENT CARE | | 211 | 42 | 17% | 253 |
| SERANADES BY SONATA WEST ORANGE | | 223 | 29 | 12% | 252 |
| ORLANDO VA MEDICAL CENTER | | | 252 | 100% | 252 |
| FG RAPID RESULTS | 2 | 115 | 135 | 54% | 252 |
| PROTEUS MOLECULAR AND CLINICAL LAB | 1 | 148 | 102 | 41% | 251 |
| SHELL POINT VILLAGE MEDICAL CENTER | | 246 | 4 | 2% | 250 |
| LAKE PARK OF MADISON | | 243 | 7 | 3% | 250 |
| TUSKAWILLA NURSING AND REHAB CENTER | 2 | 240 | 7 | 3% | 249 |
| MANOR CARE OF NAPLES FL LLC | | 246 | 3 | 1% | 249 |
| RIVERS FAMILY MEDICINE PA | | 181 | 68 | 27% | 249 |
| TALLAHASSEE NHHI LLC | 1 | 221 | 27 | 11% | 249 |
| EMERITUS AT NAPLES | 2 | 246 | | | 248 |
| Solaris HealthCare Imperial | | 240 | 7 | 3% | 247 |
| CARRINGTON PLACE OF ST PETE LLC | | 242 | 4 | 2% | 246 |
| MARTIN MEMORIAL MEDICAL CENTER LAB | | 128 | 118 | 48% | 246 |

COVID-19: testing by laboratory

Data through Jan 31, 2021 verified as of Feb 1, 2021 at 09:25 AM

Data in this report are provisional and subject to change.

The numbers in the table below represent the number of Florida and non-Florida residents for whom test results were received by the Department of Health. A person can be tested by more than one laboratory and can have both positive and negative results. **Therefore, the sum of the numbers in each column will be larger than the total number of people tested.**

| Reporting lab | Inconclusive | Negative | Positive | Percent positive | Total |
|--|--------------|----------|----------|------------------|-------|
| DIGNITY HEALING, LLC | | 235 | 11 | 4% | 246 |
| PEDIATRIC HEALTH CARE ALLIANCE, PA | | 224 | 22 | 9% | 246 |
| ANCIENT CITY PEDIATRICS | | 232 | 14 | 6% | 246 |
| BROWARD NURSING & REHABILITATION CTR | 8 | 231 | 6 | 2% | 245 |
| Solaris Healthcare Coconut Creek | | 240 | 5 | 2% | 245 |
| BRENTWOOD RETIREMENT COMMUNITY | 5 | 212 | 28 | 11% | 245 |
| HCSO OCCUPATIONAL HEALTH AND WELLNESS CENTER | | 188 | 56 | 23% | 244 |
| BAYA POINTE NURSING AND REHABILITATION | | 161 | 83 | 34% | 244 |
| MALABAR/ADVENT CENTRA CARE | | 48 | 196 | 80% | 244 |
| Fernandina Beach Rehabilitation and Nursing Center | | 242 | 2 | 1% | 244 |
| Heritage Healthcare at Tallahassee | | 239 | 5 | 2% | 244 |
| ABSOLUTE GENOMICS | 1 | 166 | 76 | 31% | 243 |
| ROSEWOOD HEALTHCARE & REHABILITATION CENTER | | 239 | 4 | 2% | 243 |
| HARBOURWOOD | 1 | 238 | 4 | 2% | 243 |
| ARCHER HEALTH VENTURES, LLC | | 217 | 25 | 10% | 242 |
| CHAUTAUQUA REHABILITATION AND NURSING CENTER | | 232 | 9 | 4% | 241 |
| GOOD SAMARITAN CARES | | 236 | 5 | 2% | 241 |
| HOLIDAY CVS LLC DBA CVS/PHARMACY #0440 | | 233 | 7 | 3% | 240 |
| SILVERCREST HEALTH AND REHABILITATION CENTER | 3 | 230 | 6 | 3% | 239 |
| FAMILY CARE PARTNERS OF NE FLORIDA LLC | | 174 | 64 | 27% | 238 |
| PALM GARDEN OF AVENTURA | | 236 | 2 | 1% | 238 |
| BAPTIST PRIMARY CARE, INC | | 220 | 17 | 7% | 237 |
| BUREAU OF CLINICAL LABORATORIES | | 198 | 39 | 16% | 237 |
| URGENT CARE EXPRESS LLC | | 1 | 235 | 100% | 236 |
| Sunset Point Center | | 232 | 4 | 2% | 236 |
| REGENTS PARK AT AVENTURA | | 221 | 14 | 6% | 235 |
| OAK HAMMOCK AT THE UNIVERSITY OF FLORIDA | | 229 | 6 | 3% | 235 |
| Vi at Lakeside Village Skilled Nursing | | 230 | 5 | 2% | 235 |
| BAY TREE CARE AND REHABILITATION CENTER | | 197 | 38 | 16% | 235 |
| CROSS POINTE CARE CENTER | 2 | 231 | 1 | 0% | 234 |
| CHIPOLA HEALTH AND REHAB | | 216 | 17 | 7% | 233 |
| SUNSHINE URGENT CARE LLC | | 152 | 81 | 35% | 233 |
| MEMPHIS PATHOLOGY LABORATORY | 4 | 212 | 17 | 7% | 233 |
| ST CATHERINE'S WEST REHABILITATION HOSPITAL | | 220 | 12 | 5% | 232 |
| TERRACES OF LAKE WORTH CARE CENTER | | 219 | 12 | 5% | 231 |
| AVECINA MOBILE | | 118 | 112 | 49% | 230 |
| ManorCare Health Services-Palm Harbor | 1 | 229 | | | 230 |
| PRO HEALTH | | 74 | 155 | 68% | 229 |
| UNIVERSITY OF TAMPA STUDENT HEALTH AND SHC CLINICAL LABORATORY | | 85 | 144 | 63% | 229 |
| AMERICAN HOUSE SENIOR LIVING | | 183 | 45 | 20% | 228 |
| TIERRA PINES CENTER | | 217 | 11 | 5% | 228 |
| AMERICAN MEDICAL RESPONSE | | 224 | 4 | 2% | 228 |
| SOUTHWEST ORLANDO FAMILY MEDICINE, PL | | 184 | 44 | 19% | 228 |
| TGH | | 1 | 226 | 100% | 227 |
| LYNN HAVEN SPORTS COMPLEX-WALKON CLINIC | | 21 | 206 | 91% | 227 |
| MANDARIN PEDIATRICS | | 209 | 18 | 8% | 227 |

COVID-19: testing by laboratory

Data through Jan 31, 2021 verified as of Feb 1, 2021 at 09:25 AM

Data in this report are provisional and subject to change.

The numbers in the table below represent the number of Florida and non-Florida residents for whom test results were received by the Department of Health. A person can be tested by more than one laboratory and can have both positive and negative results. **Therefore, the sum of the numbers in each column will be larger than the total number of people tested.**

| Reporting lab | Inconclusive | Negative | Positive | Percent positive | Total |
|---|--------------|----------|----------|------------------|-------|
| ACCURATE DIAGNOSTIC LABS, INC | | 212 | 14 | 6% | 226 |
| PARKS HEALTHCARE & REHABILITATION CTR | 4 | 211 | 10 | 4% | 225 |
| EDGEWATER AT WATERMAN VILLAGE,THE | | 210 | 15 | 7% | 225 |
| STEWART SEBASTIAN RIVER MEDICAL CENTER | | 188 | 37 | 16% | 225 |
| Lakewood Nursing Center | | 195 | 29 | 13% | 224 |
| USA HEALTH UNIVERSITY HOSPITAL CLINICAL LABORATORY | 1 | 218 | 5 | 2% | 224 |
| VETERANS AFFAIRS MEDICAL CENTER - MIAMI | | 1 | 223 | 100% | 224 |
| Parkview Rehabilitation Center at Winter Park | | 218 | 5 | 2% | 223 |
| LEHIGH VALLEY GENOMICS | | | 223 | 100% | 223 |
| WESTWOOD HEALTHCARE SNF | | 185 | 38 | 17% | 223 |
| PEDIATRICS BY THE SEA | | 216 | 7 | 3% | 223 |
| COMMUNITY HEALTH AND REHABILITATION CENTER | | 173 | 50 | 22% | 223 |
| W FRANK WELLS NURSING HOME | | 195 | 27 | 12% | 222 |
| RIVERWOOD HEALTH NH LLC | | 183 | 39 | 18% | 222 |
| OCALA FAMILY MEDICAL CENTER INC | 1 | 180 | 40 | 18% | 221 |
| FORT MYERS REHABILITATION AND NURSING CENTER | | 196 | 25 | 11% | 221 |
| MIAMI JEWISH HEALTH SYSTEMS, INC | 1 | 212 | 8 | 4% | 221 |
| ABBOTT LABORATORIES | | 142 | 78 | 35% | 220 |
| BIO-TECH CLINICAL LABORATORIES INC | | 190 | 30 | 14% | 220 |
| BAPTIST PRIMARY CARE INC | 1 | 196 | 23 | 10% | 220 |
| WOOD LAKE HEALTH AND REHABILITATION CENTER | | 219 | | | 219 |
| Chatsworth at PGA National, LLC | | 210 | 9 | 4% | 219 |
| FLOMEDILAB | | 20 | 199 | 91% | 219 |
| Boynton Beach Rehabilitation Center | 2 | 213 | 4 | 2% | 219 |
| FLORIDA CLINICAL LABORATORY-BIOREFERENCE LABORATORIES | | 72 | 147 | 67% | 219 |
| ADVANCED AMBULATORY SURGERY CENTER | | 207 | 11 | 5% | 218 |
| ADVENTHEALTH MEDICAL GROUP PROMPT CAR | 1 | 146 | 71 | 33% | 218 |
| LAKE PORT SQUARE | | 200 | 17 | 8% | 217 |
| ESTERO ISLAND MEDICAL CENTER | | 176 | 41 | 19% | 217 |
| HAVEN OF OUR LADY OF PEACE INC | | 209 | 8 | 4% | 217 |
| THE MANOR AT CARPENTERS | | 185 | 32 | 15% | 217 |
| ADVENTHEALTH EXPRESS CARE AT WALGREENS 49TH STREET | | 175 | 41 | 19% | 216 |
| ST. CLOUD REGIONAL MEDICAL CENTER | | 199 | 17 | 8% | 216 |
| FELLOWSHIP HOME AT THE FAIRWAY LLC | | 210 | 6 | 3% | 216 |
| Consulate Health Care of North Fort Myers | | 203 | 12 | 6% | 215 |
| Avante at Orlando | | 211 | 3 | 1% | 214 |
| BLOCK, NATION, CHASE, AND SMOLEN FAMILY MEDICINE | | 157 | 57 | 27% | 214 |
| GATEWAY/ADVENT CENTRA CARE | 1 | 24 | 189 | 88% | 214 |
| Lake Port Square Health Center | | 198 | 15 | 7% | 213 |
| CONSULATE HEALTH CARE OF WINTER HAVEN | | 209 | 3 | 1% | 212 |
| ORANGE COUNTY HEALTH DEPT | | 201 | 11 | 5% | 212 |
| ELMCROFT PINECREST | 1 | 191 | 20 | 9% | 212 |
| POCONO MEDICAL CENTER | | 212 | | | 212 |
| PCB CLINIC | | 167 | 45 | 21% | 212 |
| Avante at Inverness | | 212 | | | 212 |
| SUNRISE DIAGNOSTIC LABORATORY | | 158 | 53 | 25% | 211 |

COVID-19: testing by laboratory

Data through Jan 31, 2021 verified as of Feb 1, 2021 at 09:25 AM

Data in this report are provisional and subject to change.

The numbers in the table below represent the number of Florida and non-Florida residents for whom test results were received by the Department of Health. A person can be tested by more than one laboratory and can have both positive and negative results. **Therefore, the sum of the numbers in each column will be larger than the total number of people tested.**

| Reporting lab | Inconclusive | Negative | Positive | Percent positive | Total |
|--|--------------|----------|----------|------------------|-------|
| FRICKS PHARMACY | | 158 | 53 | 25% | 211 |
| PEDIATRIC ASSOCIATES OF OCALA PA | | 185 | 26 | 12% | 211 |
| EXCEL PEDIATRICS | | 170 | 41 | 19% | 211 |
| PEDIATRICS IN BREVARD PA | | 188 | 23 | 11% | 211 |
| AVON PARK PEDIATRICS INC | 3 | 187 | 20 | 10% | 210 |
| AZALEA TRACE | | 196 | 13 | 6% | 209 |
| Taylor Care Center | | 204 | 5 | 2% | 209 |
| SIGNATURE HEALTHCARE AT THE COURTYARD | | 162 | 47 | 22% | 209 |
| Whispering Oaks | 11 | 175 | 23 | 11% | 209 |
| The Palace Nursing and Rehabilitation Center | | 209 | | | 209 |
| PAVILION FOR HEALTHCARE, THE | | 207 | 2 | 1% | 209 |
| Coastal Health and Rehabilitation Center | | 201 | 8 | 4% | 209 |
| AMBULATORY SURGERY CENTER OF BOCA RATON LTD | | 207 | 1 | 0% | 208 |
| HOMESTEAD VILLAGE | | 203 | 5 | 2% | 208 |
| KINDRED HOSPITAL | 7 | 197 | 4 | 2% | 208 |
| ASCENSION MEDICAL GROUP | | 3 | 205 | 99% | 208 |
| Cross Gardens Care Center | | 207 | 1 | 0% | 208 |
| DOCTORS MEMORIAL FAMILY MEDICINE | 2 | 142 | 63 | 30% | 207 |
| Life Care Center at Inverrary | | 204 | 3 | 1% | 207 |
| ADVENT HEALTH - ORLANDO | | 151 | 55 | 27% | 206 |
| VITAS HEALTHCARE CORPORATION | | 203 | 3 | 1% | 206 |
| FULGENT GENETICS | 2 | 163 | 39 | 19% | 204 |
| CYPRESS COVE | | 198 | 6 | 3% | 204 |
| HOLLEY NAVARRE MEDICAL CLINIC | | 145 | 58 | 29% | 203 |
| Solaris Senior Living North Naples ALF | | 194 | 9 | 4% | 203 |
| AMERICAN FINNISH NURSING HOME | 1 | 197 | 5 | 2% | 203 |
| POLK COUNTY HEALTH DEPARTMENT | | 178 | 24 | 12% | 202 |
| PATHGROUP LABS LLC | | 97 | 105 | 52% | 202 |
| CENTERSTONE OF FLORIDA | | 188 | 14 | 7% | 202 |
| HEALTH FIRST - HOLMES REGIONAL MEDICAL CENTER | | 32 | 170 | 84% | 202 |
| Governors Creek Health and Rehabilitation | 1 | 198 | 2 | 1% | 201 |
| SUPERIOR RESIDENCES OF PANAMA CITY BEACH | | 195 | 6 | 3% | 201 |
| ATLANTIC URGENT CARE | | 136 | 65 | 32% | 201 |
| CORAL REEF NURSING & REHABILITATION CENTER | | 199 | 2 | 1% | 201 |
| VAMC WEST PALM LAB | | 5 | 196 | 98% | 201 |
| Orchid Cove at Sarasota | | 199 | 1 | 1% | 200 |
| WIREGRASS DIRECT PRIMARY CARE PLLC | | 169 | 31 | 16% | 200 |
| JAMES A HALEY VETERANS HOSPITAL | | | 199 | 100% | 199 |
| SOLARIS SENIOR LIVING VERO BEACH | | 192 | 7 | 4% | 199 |
| TRENTON MEDICAL CENTER INC DBA PALMS MEDICAL GROUP | 4 | 140 | 55 | 28% | 199 |
| Life Care Center of Punta Gorda | 1 | 186 | 11 | 6% | 198 |
| ADVENT HEALTH - CARROLLWOOD | 4 | 169 | 25 | 13% | 198 |
| DEPARTMENT OF HEALTH & HUMAN SERVICES | | 198 | | | 198 |
| JACKSONVILLE KIDS PEDIATRICS, PLLC | | 172 | 26 | 13% | 198 |
| FHMG FLORIDA HOSPITAL MEDICAL GROUP | | 169 | 28 | 14% | 197 |
| WASHINGTON REHAB AND NURSING | | 188 | 9 | 5% | 197 |

COVID-19: testing by laboratory

Data through Jan 31, 2021 verified as of Feb 1, 2021 at 09:25 AM

Data in this report are provisional and subject to change.

The numbers in the table below represent the number of Florida and non-Florida residents for whom test results were received by the Department of Health. A person can be tested by more than one laboratory and can have both positive and negative results. **Therefore, the sum of the numbers in each column will be larger than the total number of people tested.**

| Reporting lab | Inconclusive | Negative | Positive | Percent positive | Total |
|--|--------------|----------|----------|------------------|-------|
| HOLISTIX TREATMENT CENTERS | | 191 | 6 | 3% | 197 |
| FLORIDA HEALTH CARE PLANS | | | 197 | 100% | 197 |
| OKEECHOBEE COUNTY HEALTH DEPT | 1 | 127 | 69 | 35% | 197 |
| GLENRIDGE ON PALMER RANCH,THE | | 190 | 7 | 4% | 197 |
| NORTH FLORIDA PEDIATRICS - MARIANNA | | 160 | 36 | 18% | 196 |
| FIRST CHOICE PRIMARY CARE | | 152 | 44 | 22% | 196 |
| ONESTOP MEDICAL AND URGENT CARE LLC | | 159 | 37 | 19% | 196 |
| MAGNOLIA FAMILY URGENT CARE | | 170 | 26 | 13% | 196 |
| PORT SAINT LUCIE HOSPITAL | | 187 | 9 | 5% | 196 |
| 24/7 PEDIATRIC CARE CENTERS INC | | 178 | 18 | 9% | 196 |
| MACTOWN, INC | | 194 | 1 | 1% | 195 |
| FLORIDA KEYS PEDIATRICS & ADOLESCENT CENTER | | 185 | 10 | 5% | 195 |
| FORT PIERCE HEALTH CARE | | 190 | 5 | 3% | 195 |
| Crossbreeze care center | | 193 | 2 | 1% | 195 |
| LAUREL POINT CARE ACQUISITION LLC DBA SANDGATE GARDENS REHAB AND NURSI | | 171 | 24 | 12% | 195 |
| ABBIEJEAN RUSSELL CARE CENTER□ | | 194 | | | 194 |
| San Jose Health & Rehabilitation | | 191 | 3 | 2% | 194 |
| LASER & SURGERY CENTER OF THE PALM BEACHES□ | | 193 | 1 | 1% | 194 |
| Bayside Health and Rehabilitation | | 164 | 29 | 15% | 193 |
| CHIPOLA MEDICAL ASSOCIATES, LLC | | 133 | 60 | 31% | 193 |
| NORTH FLORIDA PEDIATRICS PA - DUVAL | | 167 | 25 | 13% | 192 |
| NSPIRE HEALTHCARE LAUDERHILL | | 186 | 6 | 3% | 192 |
| Nspire Health Care Kendall | | 182 | 10 | 5% | 192 |
| TAVARES PEDIATRICS | | 161 | 30 | 16% | 191 |
| BOND CLINIC, PA | | 134 | 57 | 30% | 191 |
| LAKESIDE NEUROLOGIC | | 182 | 9 | 5% | 191 |
| ADVENTHEALTH EXPRESS CARE AT | | 142 | 49 | 26% | 191 |
| HEALTH LINK DIAGNOSTIC LABORATORIES | | 182 | 9 | 5% | 191 |
| BAYVIEW CENTER | | 187 | 4 | 2% | 191 |
| ARCPPOINT LABS OF ST PETERSBURG | | 118 | 72 | 38% | 190 |
| ADVENT HEALTH CENTRA CARE - DAYTONA BEACH | | 93 | 97 | 51% | 190 |
| CYPRESS POINT LIVING, LLC | | 175 | 14 | 7% | 189 |
| UCC - WELLINGTON | | 1 | 187 | 99% | 188 |
| CONSULATE HEALTH CARE OF MELBOURNE | | 185 | 3 | 2% | 188 |
| WOMEN'S CARE FLORIDA LABORATORY | | 183 | 5 | 3% | 188 |
| OCEAN REEF MEDICAL CENTER | | 150 | 38 | 20% | 188 |
| NEO GENOMICS - FORT MYERS | 1 | 181 | 6 | 3% | 188 |
| SARNO EXTENDED HOURS | | 124 | 63 | 34% | 187 |
| DISCOVERY VILLAGE AT MELBOURNE | | 166 | 21 | 11% | 187 |
| Consulate Healthcare of West Palm Beach | | 173 | 14 | 7% | 187 |
| LIFE CARE CENTER OF PORT ST. LUCIE | | 178 | 8 | 4% | 186 |
| CONEY ISLAND HOSPITAL | | 179 | 7 | 4% | 186 |
| PLANTATION NURSING & REHAB CENTER | | 186 | | | 186 |
| ANTHEM LAKES LLC | | 151 | 34 | 18% | 185 |
| BOCA RATON REHABILITATION CENTER | 4 | 178 | 3 | 2% | 185 |
| INN AT ASTON GARDENS, THE | | 178 | 7 | 4% | 185 |

COVID-19: testing by laboratory

Data through Jan 31, 2021 verified as of Feb 1, 2021 at 09:25 AM

Data in this report are provisional and subject to change.

The numbers in the table below represent the number of Florida and non-Florida residents for whom test results were received by the Department of Health. A person can be tested by more than one laboratory and can have both positive and negative results. **Therefore, the sum of the numbers in each column will be larger than the total number of people tested.**

| Reporting lab | Inconclusive | Negative | Positive | Percent positive | Total |
|--|--------------|----------|----------|------------------|-------|
| LAKE VIEW CARE CENTER AT DELRAY | | 179 | 6 | 3% | 185 |
| TRINITY REGIONAL REHAB CENTER | | 170 | 15 | 8% | 185 |
| ADVENT | | 172 | 13 | 7% | 185 |
| WATERMARK LAKE POINTE WOODS LLC | | 166 | 18 | 10% | 184 |
| ST. JAMES BAY HEALTH AND REHABILITATION CENTER | | 183 | 1 | 1% | 184 |
| FINLAY CLINICAL LABORATORY INC | | 36 | 148 | 80% | 184 |
| ADVENT HEALTH CENTRA CARE - WESLEY CHAPEL | | 13 | 170 | 93% | 183 |
| NIGHT LITE PEDIATRICS WINTER GARDEN | | 144 | 38 | 21% | 182 |
| ARBOR FACILITY INC | | 181 | | | 181 |
| ST MARK VILLAGE | | 177 | 4 | 2% | 181 |
| WHITE WILSON MEDICAL IMMEDIATE CARE NICEVILLE | | 1 | 180 | 99% | 181 |
| NADAL PEDIATRICS - VICTORIA STREET (3385) | | 153 | 28 | 15% | 181 |
| TARPON POINT NURSING AND REHABILITATION CENTER | | 177 | 3 | 2% | 180 |
| STATMED QUICK QUALITY CLINIC AT NORTH PINELLAS | | 65 | 114 | 64% | 179 |
| BAPTIST HEALTH PRIMARY CARE | 1 | 134 | 43 | 24% | 178 |
| PALM BEACH PEDIATRICS PA | 2 | 159 | 17 | 10% | 178 |
| VETERANS AFFAIRS ORLANDO VA MEDICAL CENTER | | | 177 | 100% | 177 |
| BORLAND GROOVER CLINIC | 1 | 145 | 31 | 18% | 177 |
| ADVENT HEALTH CENTRA CARE - CARROLLWOOD | | 5 | 172 | 97% | 177 |
| DE LUNA HEALTH AND REHABILITATION CENTER | | 156 | 21 | 12% | 177 |
| Heritage Park Rehabilitation & Healthcare | | 159 | 17 | 10% | 176 |
| FLORIDA HEALTH CARE PLAN INC | | 2 | 174 | 99% | 176 |
| Life Care Center of Sarasota | | 165 | 11 | 6% | 176 |
| WALGREENS 10670 | | 158 | 18 | 10% | 176 |
| PADDOCK RIDGE | | 173 | 3 | 2% | 176 |
| Surrey Place Healthcare and Rehabilitation | | 174 | 2 | 1% | 176 |
| Emory L Bennett State Veterans Nursing Home | | 173 | 3 | 2% | 176 |
| OAKBROOK HEALTH AND REHABILITATION CENTER | 1 | 160 | 14 | 8% | 175 |
| THE RESIDENCE AT TIMBER PINES | 4 | 147 | 24 | 14% | 175 |
| ORLANDO HEALTH EMERGENCY DEPARTMENT | | 163 | 11 | 6% | 174 |
| KR at Hillsborough Lakes/Lutz Healthcare | | 169 | 5 | 3% | 174 |
| The Inn at Sarasota Bay Club | | 172 | 2 | 1% | 174 |
| Cross Terrace REhabilitation | | 173 | 1 | 1% | 174 |
| Heartland Healthcare of Ft. Myers | 1 | 173 | | | 174 |
| MEDICAL CONSULTANTS OF FLORIDA LLC | 1 | 142 | 31 | 18% | 174 |
| ASTON GARDENS AT PELICAN MARSH | | 169 | 5 | 3% | 174 |
| Consulate Health Care of St. Petersburg | | 174 | | | 174 |
| EVENT MED SERVICES LABORATORY | | 170 | 3 | 2% | 173 |
| GEORGIA DEPARTMENT OF PUBLIC HEALTH | 1 | 5 | 167 | 97% | 173 |
| ADVENT HEALTH CARE CENTER | | 163 | 9 | 5% | 172 |
| HERITAGE HEALTHCARE AND REHABILITATION CENTER | | 171 | 1 | 1% | 172 |
| FAMILY EXPRESS URGENT CARE | | | 171 | 100% | 171 |
| HUNT CLUB PEDIATRIC ASSOCIATES, P.A. | | 142 | 29 | 17% | 171 |
| Concordia Village of Tampa AL | | 167 | 4 | 2% | 171 |
| CANTERFIELD OF CLAY COUNTY | | 134 | 37 | 22% | 171 |
| ST PETERSBURG PEDIATRICS-PARK BLVD | | 151 | 20 | 12% | 171 |

COVID-19: testing by laboratory

Data through Jan 31, 2021 verified as of Feb 1, 2021 at 09:25 AM

Data in this report are provisional and subject to change.

The numbers in the table below represent the number of Florida and non-Florida residents for whom test results were received by the Department of Health. A person can be tested by more than one laboratory and can have both positive and negative results. **Therefore, the sum of the numbers in each column will be larger than the total number of people tested.**

| Reporting lab | Inconclusive | Negative | Positive | Percent positive | Total |
|--|--------------|----------|----------|------------------|-------|
| COLONY CLUB ALF,THE | | 157 | 13 | 8% | 170 |
| The Waterford | | 168 | 2 | 1% | 170 |
| GOOD SAMARITAN SOCIETY OF DELAND | | 159 | 10 | 6% | 169 |
| HOSPICE OF LAKE & SUMTER INC | | 168 | 1 | 1% | 169 |
| PANAMA CITY DEVELOPMENTAL CENTER□ | | 168 | | | 168 |
| ALL SEASONS NAPLES LLC□ | | 164 | 4 | 2% | 168 |
| CORAL GABLES NURSING & REHABILITATION CENTER | | 159 | 9 | 5% | 168 |
| ALLSOUTH URGENT CARE | | 6 | 162 | 96% | 168 |
| WALGREENS 3173 | | 153 | 14 | 8% | 167 |
| URGENT CARE OF THE PALM BEACHES, NORTH PALM BEACH | | | 167 | 100% | 167 |
| ST PETERSBURG PEDIATRICS-SEMINOLE BLVD | | 135 | 32 | 19% | 167 |
| HOSPITAL FOR SPECIAL SURGERY | | 165 | 2 | 1% | 167 |
| CANTERFIELD OF OCALA, LLC | | 156 | 11 | 7% | 167 |
| ADVENT HEALTH CENTRA CARE - TEMPLE TERRACE | 1 | 103 | 62 | 37% | 166 |
| EDGEWOOD NURSING CENTER | | 159 | 7 | 4% | 166 |
| LAB CORP | 1 | 94 | 71 | 43% | 166 |
| BARTON HEALTH ALLIANCE | | 131 | 34 | 21% | 165 |
| MATHISON RETIREMENT COMMUNITY, INC | 1 | 155 | 8 | 5% | 164 |
| YOUR FAMILY WALK-IN CLINIC | | 13 | 151 | 92% | 164 |
| NO FLORIDA PEDIATRICS, PA | | 140 | 24 | 15% | 164 |
| ROSECASTLE OF CITRUS | | 135 | 29 | 18% | 164 |
| PATRIOT MEDICAL LABORATORIES | | 158 | 6 | 4% | 164 |
| PRIMECARE OF DOTHAN | | 114 | 50 | 30% | 164 |
| PALM HARBOR FAMILY PRACTICE & WALK-IN | | 117 | 46 | 28% | 163 |
| OSPREY VILLAGE AT AMELIA ISLAND LTD | | 155 | 8 | 5% | 163 |
| TUSCAN GARDENS OF VENETIA MANAGEMENT COMPANY | | 150 | 13 | 8% | 163 |
| DOCTORS MEMORIAL HOSPITAL | | 44 | 119 | 73% | 163 |
| BRADENTON HEALTH CARE | | 163 | | | 163 |
| ADVENT HEALTH - LAKE NONA | | 139 | 24 | 15% | 163 |
| TRI COUNTY NURSING HOME | | 162 | 1 | 1% | 163 |
| VIERA MANOR ASSISTED LIVING RESIDENCE | | 155 | 7 | 4% | 162 |
| SARAPATH DIAGNOSTICS | | 65 | 97 | 60% | 162 |
| MEDIPATH LLC | | 2 | 159 | 99% | 161 |
| BENDERSON FAMILY SKILLED NURSING AND□ | | 144 | 17 | 11% | 161 |
| AMA MEDICAL GROUP LLC | | 134 | 27 | 17% | 161 |
| SOMERBY LAKE NONA | | 154 | 7 | 4% | 161 |
| LA MER NH LLC□ | | 156 | 4 | 3% | 160 |
| KEYSTONE REHAB | | 160 | | | 160 |
| FIRST CHOICE PEDIATRICS SEMORAN | | 80 | 80 | 50% | 160 |
| GREENBRIAR REHABILITATION AND NURSING CENTER | 1 | 159 | | | 160 |
| ARCADIA HEALTH AND REHABILITATION CENTER | | 100 | 59 | 37% | 159 |
| DISCOVERY VILLAGE AT NAPLES | | 142 | 17 | 11% | 159 |
| VILLAGES REGIONAL HOSPITAL SURGERY CENTER LLC, THE | | 126 | 33 | 21% | 159 |
| WUESTHOFF REF LABORATORY | | | 158 | 100% | 158 |
| AMELIA MEDICAL CARE | | 16 | 142 | 90% | 158 |
| TUSCAN GARDENS OF PALM COAST | | 155 | 3 | 2% | 158 |

COVID-19: testing by laboratory

Data through Jan 31, 2021 verified as of Feb 1, 2021 at 09:25 AM

Data in this report are provisional and subject to change.

The numbers in the table below represent the number of Florida and non-Florida residents for whom test results were received by the Department of Health. A person can be tested by more than one laboratory and can have both positive and negative results. **Therefore, the sum of the numbers in each column will be larger than the total number of people tested.**

| Reporting lab | Inconclusive | Negative | Positive | Percent positive | Total |
|---|--------------|----------|----------|------------------|-------|
| LAKEVIEW INTERNAL MEDICINE | | 107 | 51 | 32% | 158 |
| US MEDICAL CARE, INC | | 140 | 17 | 11% | 157 |
| EXOSOME DIAGNOSTICS | 1 | 139 | 17 | 11% | 157 |
| LCS SANDHILL COVE LLC DBA | 4 | 145 | 7 | 4% | 156 |
| TIMBERRIDGE NURSING HOME & REHAB | | 123 | 33 | 21% | 156 |
| CAYUGA MEDICAL CENTER AT ITHACA | | 151 | 5 | 3% | 156 |
| Englewood Healthcare and Rehab | | 141 | 15 | 10% | 156 |
| BEACON AT GULF BREEZE, THE | 2 | 147 | 7 | 4% | 156 |
| BARKLEY PLACE | 1 | 150 | 4 | 3% | 155 |
| PRUITT HEALTH | | 153 | 2 | 1% | 155 |
| EDWARD J HEALEY REHAB & NURSING CENTER | | 155 | | | 155 |
| JACKSONVILLE NURSING AND REHAB CENTER | | 149 | 6 | 4% | 155 |
| SANDY PINES | 2 | 135 | 18 | 12% | 155 |
| COCOA BEACH/ADVENT CENTRA | | 41 | 114 | 74% | 155 |
| WOODBIDGE FACILITY INC | | 150 | 4 | 3% | 154 |
| CITRUS HEALTH AND REHAB | | 128 | 26 | 17% | 154 |
| DIAMOND RIDGE | | 147 | 7 | 5% | 154 |
| PALMETTO FACILITY INC | 1 | 153 | | | 154 |
| PONTE VEDRA GARDENS | | 153 | 1 | 1% | 154 |
| UNIVERSITY OF TAMPA INC, THE | | 153 | | | 153 |
| ARDEN COURTS OF LARGO FL, LLC | | 140 | 13 | 8% | 153 |
| WATSON THERAPEUTICS INC | | 142 | 10 | 7% | 152 |
| CSL PLASMA | | 29 | 123 | 81% | 152 |
| FAWCETT MEMORIAL HOSPITAL-LAB | | 39 | 113 | 74% | 152 |
| LEESBURG PEDIATRICS | | 140 | 11 | 7% | 151 |
| VI AT BENTLEY VILLAGE HOME CARE | | 151 | | | 151 |
| MIRACLE HILL NURSING & REHABILITATION CENTER INC | | 146 | 5 | 3% | 151 |
| MEADOWCREST FAMILY PHYSICIANS | | 92 | 59 | 39% | 151 |
| UNIVERSITY OF MIAMI | | 27 | 124 | 82% | 151 |
| GENE BY GENE | | 61 | 89 | 59% | 150 |
| GUEST HOUSE OCALA, THE | | 147 | 3 | 2% | 150 |
| MID FLORIDA PATHOLOGY LLC MOBILE UNIT #4 | | 102 | 48 | 32% | 150 |
| PRECISION HEALTH RESOURCES, LLC | 1 | 133 | 15 | 10% | 149 |
| ZON BEACHSIDE LLC | | 122 | 27 | 18% | 149 |
| BAY VUE NURSING AND REHABILITATION CENTER | | 139 | 10 | 7% | 149 |
| PRECISION GENETICS, INC | | 144 | 4 | 3% | 148 |
| Chatham Glen Healthcare and Rehabilitation Center | | 143 | 5 | 3% | 148 |
| SUWANNEE VALLEY NURSING CENTER | | 137 | 11 | 7% | 148 |
| ROSECASTLE OF ZEPHRILLS | | 145 | 2 | 1% | 147 |
| REFUAH HEALTH CENTER LABORATORY | | 140 | 7 | 5% | 147 |
| ST ANTHONYS REHABILITATION HOSPITAL | 7 | 138 | 2 | 1% | 147 |
| BRIGHTON EGGERT PHARMACY INC | | 142 | 5 | 3% | 147 |
| GRACE PEDIATRICS | | 122 | 25 | 17% | 147 |
| GOLD CHOICE SENIOR COMMUNITIES | | 107 | 40 | 27% | 147 |
| NEW YORK CITY DEPARTMENT OF HEALTH & MENTAL | | 118 | 28 | 19% | 146 |
| ARTHREX MEDICAL CENTER | | 48 | 97 | 67% | 145 |

COVID-19: testing by laboratory

Data through Jan 31, 2021 verified as of Feb 1, 2021 at 09:25 AM

Data in this report are provisional and subject to change.

The numbers in the table below represent the number of Florida and non-Florida residents for whom test results were received by the Department of Health. A person can be tested by more than one laboratory and can have both positive and negative results. **Therefore, the sum of the numbers in each column will be larger than the total number of people tested.**

| Reporting lab | Inconclusive | Negative | Positive | Percent positive | Total |
|--|--------------|----------|----------|------------------|-------|
| SEAGRASS VILLAGE FLEMING ISLAND | | 110 | 35 | 24% | 145 |
| REGENCY CARE OF BLOUNTSTOWN LLC | | 135 | 10 | 7% | 145 |
| NCRNC INC | | 140 | 4 | 3% | 144 |
| DOCTORS MEMORIAL FAMILY PRACTICE | 2 | 109 | 33 | 23% | 144 |
| PALM BEACH COUNTY HEALTH DEPT LAB | 4 | 133 | 6 | 4% | 143 |
| Quail Run Health Care Center | | 143 | | | 143 |
| JEFFERY WEINZWEIG | | 2 | 141 | 99% | 143 |
| GLADES HEALTH CARE CENTER | | 140 | 3 | 2% | 143 |
| MOBILE INFIRMARY MED CENTER PATH LAB | | 128 | 15 | 10% | 143 |
| ADVENTHEALTH CENTRA CARE PONCIANA | 1 | 81 | 60 | 42% | 142 |
| Sunnyside Nursing Home | | 139 | 3 | 2% | 142 |
| LUIS A GHIGLINO MD PA | | 137 | 5 | 4% | 142 |
| PLANT CITY PEDIATRICS | | 117 | 24 | 17% | 141 |
| UNITED CLINICAL LABORATORIES | | 132 | 9 | 6% | 141 |
| PORT ST LUCIE REHABILITATION AND HEALTHCARE | | 98 | 43 | 30% | 141 |
| NOVARI CARE LLC | | 97 | 44 | 31% | 141 |
| VENICE REGIONAL BAYFRONT HEALTH (PULMONARY) | | 126 | 15 | 11% | 141 |
| NORTH FLORIDA INTERNAL MEDICINE PA | | 107 | 33 | 24% | 140 |
| WRIGHTS HEALTH CARE AND REHABILITATION CENTER | | 110 | 30 | 21% | 140 |
| ADVANCED MEDICAL GROUP | | 1 | 139 | 99% | 140 |
| Gulf Coast Healthcare (Longwood Health and Rehab | | 118 | 21 | 15% | 139 |
| SOUTH BALDWIN REGIONAL MEDICAL CENTER | | 131 | 8 | 6% | 139 |
| The Crossroads | | 137 | 1 | 1% | 138 |
| AMERICAN PATHOLOGY PARTNERS | | 136 | 2 | 1% | 138 |
| MORSELIFE MEMORY CARE RESIDENCE | | 132 | 6 | 4% | 138 |
| ADVENT HEALTH CENTRA CARE - CITRUS PARK | | 9 | 128 | 93% | 137 |
| PPC-LAB EDI ORCHARD BI | | 129 | 8 | 6% | 137 |
| MANOR AT BLUEWATER BAY | | 131 | 6 | 4% | 137 |
| FAMILY EXTENDED CARE OF CENTRAL TAMPA | | 120 | 17 | 12% | 137 |
| MILLENNIUM LAB SERVICES | | | 137 | 100% | 137 |
| BAY COUNTY SHERIFFS OFFICE JAIL FACILITY | | 121 | 15 | 11% | 136 |
| ADVENT HEALTH CENTRA CARE - ORANGE CITY | 1 | 53 | 82 | 60% | 136 |
| ADVENT HEALTH CENTRA CARE - DELAND | | 28 | 108 | 79% | 136 |
| SUNNY HILLS ALF OF SEBRING INC | | 125 | 11 | 8% | 136 |
| LABORATORY OF FLORIDA | | 83 | 53 | 39% | 136 |
| GRAVITY DIAGNOSTICS, LLC | | 36 | 99 | 73% | 135 |
| FHMG-FLORIDA HOSPITAL MEDICAL GROUP | | 113 | 22 | 16% | 135 |
| IRL MARKET LAB ALACHUA | | 104 | 31 | 23% | 135 |
| DAYSPRING VILLAGE | | 112 | 22 | 16% | 134 |
| POINTE, THE | | 115 | 19 | 14% | 134 |
| MACCLENNY NURSING AND REHAB | | 118 | 16 | 12% | 134 |
| ADVANCED MEDICAL CENTER | | 86 | 48 | 36% | 134 |
| PROVIDENCE HOSPITAL LABORATORY | | 125 | 8 | 6% | 133 |
| ANGELS DIAGNOSTIC GROUP | | 106 | 27 | 20% | 133 |
| AFTER HOURS PEDIATRICS INC | 1 | 1 | 131 | 98% | 133 |
| LAKEVIEW TERRACE RETIREMENT COMMUNITY | | 117 | 16 | 12% | 133 |

COVID-19: testing by laboratory

Data through Jan 31, 2021 verified as of Feb 1, 2021 at 09:25 AM

Data in this report are provisional and subject to change.

The numbers in the table below represent the number of Florida and non-Florida residents for whom test results were received by the Department of Health. A person can be tested by more than one laboratory and can have both positive and negative results. **Therefore, the sum of the numbers in each column will be larger than the total number of people tested.**

| Reporting lab | Inconclusive | Negative | Positive | Percent positive | Total |
|--|--------------|----------|----------|------------------|-------|
| NATURE COAST MEDICAL GROUP | | 53 | 80 | 60% | 133 |
| FORT WALTON REHABILITATION CENTER | | 96 | 37 | 28% | 133 |
| OAKS OF KISSIMMEE HEALTH AND REHABILITATION CENTER | | 129 | 3 | 2% | 132 |
| THE REHABILITATION CENTER OF LAKE CITY | | 127 | 5 | 4% | 132 |
| PINNACLES PEDS CARE PA | | 132 | | | 132 |
| BROOKDALE OF SPRING HILL | 8 | 123 | 1 | 1% | 132 |
| CHILDREN MED CARE INC | | 113 | 19 | 14% | 132 |
| GRAVITY DIAGNOSTICS | | 45 | 87 | 66% | 132 |
| DAIRY ROAD URGENT CARE | | 70 | 61 | 47% | 131 |
| INTEGRATED REGIONAL LABORATORIES | | 119 | 12 | 9% | 131 |
| LabCorp L#09258090 M#09258105 | | 73 | 58 | 44% | 131 |
| LONGWOOD HEALTH AND REHABILITATION CENTER | | 125 | 6 | 5% | 131 |
| THE WELLNESS CENTER AT LAKEWOOD RANCH | | 43 | 88 | 67% | 131 |
| WIMAUMA COMMUNITY HEALTH CENTER | | 102 | 29 | 22% | 131 |
| DOCTOR'S IN HOUSE LABORATORY | | 18 | 112 | 86% | 130 |
| SPRINGS AT LAKE POINTE WOODS | | 128 | 2 | 2% | 130 |
| WEDGEWOOD HEALTHCARE CENTER | | 90 | 40 | 31% | 130 |
| BAY EDUCATORS WELLNESS CENTER | | 77 | 53 | 41% | 130 |
| FARAH MEDICAL | | 121 | 9 | 7% | 130 |
| CENTRACARE | | 17 | 112 | 87% | 129 |
| PEDIATRICS OF GREATER ORLANDO | | 113 | 16 | 12% | 129 |
| BMHSI-AEL MICROBIOLOGY LABORATORY | 2 | 102 | 25 | 19% | 129 |
| ARDEN COURTS OF TAMPA | | 127 | 1 | 1% | 128 |
| TRI-COUNTY NURSING HOME | | 117 | 11 | 9% | 128 |
| WORKPLACE SCREENING INTELLIGENCE | | | 128 | 100% | 128 |
| BROOKDALE ORANGE PARK | | 126 | 1 | 1% | 127 |
| CORE BIO LABS | | 76 | 51 | 40% | 127 |
| GESSLER CLINIC PA | | 98 | 29 | 23% | 127 |
| PHYSICIANS REGIONAL MEDICAL CENTER - PINE RIDGE | | 19 | 107 | 85% | 126 |
| HILLSBOROUGH COUNTY DEVELOPMENTAL CTR | 1 | 117 | 8 | 6% | 126 |
| QUICK CARE MED LLC | 1 | 113 | 12 | 10% | 126 |
| PALMS MEDICAL GROUP HIGH SPRINGS | | 103 | 23 | 18% | 126 |
| WALGREENS 6221 | | 112 | 14 | 11% | 126 |
| REGENCY PARK | | 108 | 18 | 14% | 126 |
| STERLING HOUSE OF DELAND | | 125 | 1 | 1% | 126 |
| COASTAL INTERNAL MEDICINE | | 95 | 31 | 25% | 126 |
| CLARE BRIDGE OF SARASOTA | | 124 | 1 | 1% | 125 |
| CHARTER SENIOR LIVING OF PANAMA CITY BEACH | | 105 | 20 | 16% | 125 |
| FOUNTAIN INN NURSING & REHABILITATION CTR, INC | | 119 | 6 | 5% | 125 |
| THE ARLINGTON OF NAPLES INC. | | 121 | 3 | 2% | 124 |
| LIFE CARE CENTER OF ALTAMONTE SPRINGS | | 102 | 22 | 18% | 124 |
| MV MEDICAL PRACTICE DBA PRIMARY URGENT CARE | | 117 | 7 | 6% | 124 |
| SOUTH CAMPUS FACILITY INC | | 119 | 5 | 4% | 124 |
| PENSACOLA PEDIATRICS, PA | | 108 | 16 | 13% | 124 |
| THE CLUB AND REHABILITATION CENTER | | 123 | 1 | 1% | 124 |
| VILLAGE PLACE NH LLC | | 100 | 24 | 19% | 124 |

COVID-19: testing by laboratory

Data through Jan 31, 2021 verified as of Feb 1, 2021 at 09:25 AM

Data in this report are provisional and subject to change.

The numbers in the table below represent the number of Florida and non-Florida residents for whom test results were received by the Department of Health. A person can be tested by more than one laboratory and can have both positive and negative results. **Therefore, the sum of the numbers in each column will be larger than the total number of people tested.**

| Reporting lab | Inconclusive | Negative | Positive | Percent positive | Total |
|---|--------------|----------|----------|------------------|-------|
| CROSSWINDS HEALTH AND REHABILITATION CENTER | | 124 | | | 124 |
| MANOR CARE OF PALM HARBOR | | 122 | 1 | 1% | 123 |
| QUEENS HOSPITAL CENTER | | 116 | 7 | 6% | 123 |
| ISLAND HEALTH AND REHABILITATION CENTER | | 122 | 1 | 1% | 123 |
| ALL FLORIDA FAMILY AND SPORTS MEDICINE | | 108 | 15 | 12% | 123 |
| ARBOR GLEN AT ARBOR TRACE | 2 | 112 | 9 | 7% | 123 |
| ADVENTHEALTH HOSPICE CARE CENTRAL FLORIDA | | 122 | | | 122 |
| Hampton Court Nursing and Rehabilitation Center | | 121 | 1 | 1% | 122 |
| ADVENT HEALTH CENTRA CARE - BRANDON | | 31 | 91 | 75% | 122 |
| SONATA COCONUT CREEK | 2 | 98 | 22 | 18% | 122 |
| STEWART MEDICAL GROUP | | 34 | 88 | 72% | 122 |
| Shoal Creek Rehabilitation Center | | 80 | 42 | 34% | 122 |
| COQUINA CENTER | | 119 | 3 | 2% | 122 |
| WESLEY HAVEN VILLA | 1 | 113 | 8 | 7% | 122 |
| PARKVIEW HEALTH | | 121 | | | 121 |
| MEYER PEDIATRICS | | 107 | 13 | 11% | 120 |
| URGENT CARE TCMA | | | 120 | 100% | 120 |
| GULF COAST MEDICAL CENTER | | 117 | 3 | 3% | 120 |
| SOUTHLAND SUITES OF ORMOND BEACH | 4 | 116 | | | 120 |
| NEMOURS CHILDREN'S URGENT CARE | | 80 | 40 | 33% | 120 |
| PROVISTA DIAGNOSTICS, INC | | 117 | 3 | 3% | 120 |
| Lakeside Nursing and Rehabilitation Center | 1 | 94 | 25 | 21% | 120 |
| FOUNTAINS OF HOPE LLC, THE | | 118 | 1 | 1% | 119 |
| PALMS FACILITY INC | | 104 | 15 | 13% | 119 |
| MATHISON RETIREMENT COMMUNITY | | 114 | 5 | 4% | 119 |
| DOLPHIN POINTE HEALTH CARE LLC | | 102 | 17 | 14% | 119 |
| BOSTON RED SOX CLUB LP | | 117 | 2 | 2% | 119 |
| ALTAMONTE MD | | | 119 | 100% | 119 |
| RDX BIOSCIENCE | | 60 | 58 | 49% | 118 |
| CARENOW URGENT CARE - LAKE MARY | | | 118 | 100% | 118 |
| COASTAL HEALTH AND REHAB | | 110 | 8 | 7% | 118 |
| FLORIDA DEPARTMENT OF HEALTH IN LAKE COUNTY | 1 | 76 | 41 | 35% | 118 |
| FLAGLER COUNTY DETENTION CENTER | | 115 | 3 | 3% | 118 |
| SONATA DELRAY BEACH | | 109 | 8 | 7% | 117 |
| POMPANO REHABILITATION AND NURSING CTR | | 117 | | | 117 |
| RITECARE MEDICAL CENTER | | 69 | 48 | 41% | 117 |
| HOLISTIC PEDIATRICS GROUP LLC | | 101 | 16 | 14% | 117 |
| WILLOW BROOKE COURT AT AZALEA TRACE | | 117 | | | 117 |
| NEIGHBORHOOD MEDICAL CENTER | | 112 | 5 | 4% | 117 |
| WHITE-WILSON MEDICAL CENTER - FORT WALTON BEACH | | 112 | 5 | 4% | 117 |
| Avante at Melbourne | | 116 | 1 | 1% | 117 |
| SUNY UPSTATE MEDICAL UNIVERSITY | | 110 | 6 | 5% | 116 |
| BELVEDERE COMMONS OF FORT WALTON BEACH | | 107 | 9 | 8% | 116 |
| ST PETERSBURG PEDIATRICS-EAST BAY | 1 | 92 | 23 | 20% | 116 |
| ARDEN COURTS OF SEMINOLE | | 96 | 20 | 17% | 116 |
| LEE COUNTY SCHOOL DISTRICT | 1 | 108 | 7 | 6% | 116 |

COVID-19: testing by laboratory

Data through Jan 31, 2021 verified as of Feb 1, 2021 at 09:25 AM

Data in this report are provisional and subject to change.

The numbers in the table below represent the number of Florida and non-Florida residents for whom test results were received by the Department of Health. A person can be tested by more than one laboratory and can have both positive and negative results. **Therefore, the sum of the numbers in each column will be larger than the total number of people tested.**

| Reporting lab | Inconclusive | Negative | Positive | Percent positive | Total |
|---|--------------|----------|----------|------------------|-------|
| RDV SPORTSPLEX PEDIATRICS | | 95 | 20 | 17% | 115 |
| HEARTLAND PEDIATRICS OF LAKE PLACID PA | | 99 | 16 | 14% | 115 |
| MINUTECLINIC DIAGNOSTIC OF RHODE ISLAND, LLC #729 | | 111 | 4 | 3% | 115 |
| HUNT CLUB PEDIATRIC ASSOCIATES PA | | 62 | 53 | 46% | 115 |
| SUNFLOWER SPRINGS ASSISTED LIVING | | 105 | 10 | 9% | 115 |
| KINDRED HOSPITAL THE PALM BEACHES | | 110 | 5 | 4% | 115 |
| SAMIR EBEID MD | | 103 | 12 | 10% | 115 |
| MILLER BIOCONNECT | | 95 | 19 | 17% | 114 |
| CRANE CENTER | | 85 | 28 | 25% | 113 |
| SURREY PLACE CARE CENTER | | 107 | 6 | 5% | 113 |
| SUNCOAST URGENT CARE | | 80 | 33 | 29% | 113 |
| 220 GOLDEN, LLC | 1 | 97 | 15 | 13% | 113 |
| BROOKDALE COLONIAL PARK | 2 | 109 | 1 | 1% | 112 |
| NORTH FL SOUTH GA HCS-MALCOM RANDALL VAMC | | | 112 | 100% | 112 |
| TUSCAN ISLE CHAMPIONSGATE OP CO LLC | | 110 | 2 | 2% | 112 |
| HAWKINS FAMILY MEDICINE LLC | | 72 | 40 | 36% | 112 |
| TREASURE COAST MEDICAL ASSOCIATES | | 4 | 108 | 96% | 112 |
| WINDERMERE MEDICAL CENTER | | 108 | 4 | 4% | 112 |
| ALLIED HEALTH FORT PIERCE | | 112 | | | 112 |
| HIALEAH SHORES NURSING AND REHAB CENTER | | 103 | 8 | 7% | 111 |
| SEASIDE HEALTH AND REHABILITATION CENTER | | 54 | 57 | 51% | 111 |
| CLINICA HISPANA | | 1 | 110 | 99% | 111 |
| VIPEDIATRICS PLLC | | 102 | 9 | 8% | 111 |
| TGH URGENT CARE - SEMINOLE | | | 111 | 100% | 111 |
| Signature healthcare of Jacksonville | | 106 | 5 | 5% | 111 |
| AMERICAN HOUSE-BONITA SPRINGS | | 110 | 1 | 1% | 111 |
| DESOTO PALMS ALF | | 107 | 3 | 3% | 110 |
| SUMMERFIELD EMERGENCY ROOM | | 87 | 23 | 21% | 110 |
| ELAN BUENA VISTA | | 95 | 15 | 14% | 110 |
| DIAGNOSTIC LABORATORY OF OKLAHOMA | | 88 | 22 | 20% | 110 |
| LAKE HOUSE ASSISTED LIVING | | 93 | 17 | 15% | 110 |
| CLEARWATER STATMED QUICK QUALITY CLINICS | | 36 | 74 | 67% | 110 |
| PHYSICIAN PARTNERS PERRY | | 52 | 58 | 53% | 110 |
| TIFFANY HALL NURSING AND REHAB CENTER | | 100 | 9 | 8% | 109 |
| HARBORCHASE OF VERO BEACH | | 96 | 13 | 12% | 109 |
| ADVENT HEALTH CENTRA CARE - APOKA NORTH | | 82 | 26 | 24% | 108 |
| FLORIDA ATLANTIC UNIVERSITY STUDENT HEALTH | | 86 | 22 | 20% | 108 |
| BROWARD HEALTH CORAL SPRINGS EPIDEMIOLOGY DEPT | | 1 | 107 | 99% | 108 |
| PHYSICIANS REGIONAL CLINIC | | 82 | 26 | 24% | 108 |
| EVANS HEALTH CARE | | 106 | 2 | 2% | 108 |
| FLORIDA HEALTH CARE PLANS INC | | 1 | 107 | 99% | 108 |
| MG PORT CHARLOTTE II SUBTENANT LLC | | 97 | 11 | 10% | 108 |
| IQBAL A FARUQUI MD | | 84 | 24 | 22% | 108 |
| KINDRED HOSPITAL-BAY AREA-ST PETERSBURG LAB | 1 | 100 | 6 | 6% | 107 |
| GRAND OAKS HEALTH & REHABILITATION | | 106 | 1 | 1% | 107 |
| STERLING HOUSE OF PUNTA GORDA | | 106 | 1 | 1% | 107 |

COVID-19: testing by laboratory

Data through Jan 31, 2021 verified as of Feb 1, 2021 at 09:25 AM

Data in this report are provisional and subject to change.

The numbers in the table below represent the number of Florida and non-Florida residents for whom test results were received by the Department of Health. A person can be tested by more than one laboratory and can have both positive and negative results. **Therefore, the sum of the numbers in each column will be larger than the total number of people tested.**

| Reporting lab | Inconclusive | Negative | Positive | Percent positive | Total |
|---|--------------|----------|----------|------------------|-------|
| MEDICAL CENTER AT OCEAN REEF,THE | | 103 | 4 | 4% | 107 |
| PROMPT CARE OF CENTRAL FLORIDA | | | 107 | 100% | 107 |
| FAWCETT MEMORIAL HOSPITAL LABORATORY | | | 107 | 100% | 107 |
| HOBDAIR FAMILY HEALTH LLC | | 74 | 33 | 31% | 107 |
| WILLOWBROOKE COURT AT ST ANDREWS ESTATES | | 102 | 5 | 5% | 107 |
| CENTRAL FLORIDA HEALTHCARE GROUP LLC | | 88 | 18 | 17% | 106 |
| HOSPICE OF ST FRANCIS INC | | 102 | 4 | 4% | 106 |
| HEART OF FLORIDA REGIONAL MED CTR | | 35 | 71 | 67% | 106 |
| ISLAND URGENT CARE PLLC DBA AFC URGENT CARE | | 105 | 1 | 1% | 106 |
| VILLAGE PEDIATRICS LLC | | 83 | 23 | 22% | 106 |
| PALM BEACH COUNTY FIREFIGHTERS HEALTH CLINIC, LLC | | 83 | 23 | 22% | 106 |
| MINUTECLINIC LLC #4987 | | 92 | 14 | 13% | 106 |
| RESEARCH CENTERS OF AMERICA, LLC | | 86 | 20 | 19% | 106 |
| BAY VIEW HEALTHCARE | | 85 | 21 | 20% | 106 |
| MONTEFIORE MEDICAL CENTER LABORATORIES - MOSES | | 97 | 9 | 8% | 106 |
| FINNISH AMERICAN REST HOME-ALF | | 103 | 2 | 2% | 105 |
| CARENOW LAKE MARY | | | 105 | 100% | 105 |
| CITRUS MEMORIAL HOSPITAL | | | 105 | 100% | 105 |
| ARDEN COURTS OF FORT MYERS | | 103 | 2 | 2% | 105 |
| VILLA MARIA WEST SKILLED NURSING FACILITY | | 98 | 7 | 7% | 105 |
| MIAMI VA HEALTHCARE SYSTEM | | | 105 | 100% | 105 |
| MEDICAL CONSULTANTS OF FLORIDA DBA | 1 | 90 | 14 | 13% | 105 |
| CHERRY OAK PALM BEACH COUNTY | | 98 | 6 | 6% | 104 |
| UNIVERSITY MEDICAL CENTER SUITES | | 91 | 13 | 13% | 104 |
| NO FLORIDA PEDIATRICS, PA - BRADFORD | | 88 | 16 | 15% | 104 |
| DB MD | | 95 | 9 | 9% | 104 |
| ARDEN COURTS OF DELRAY BEACH FL LLC | 3 | 100 | 1 | 1% | 104 |
| GRANDE, THE | 2 | 98 | 4 | 4% | 104 |
| EAST NEW YORK DIAGNOSTIC AND TREATMENT | | 99 | 5 | 5% | 104 |
| PANAMA PHARMACY | 3 | 84 | 17 | 16% | 104 |
| WELL HEALTH WORKS | 1 | 85 | 17 | 17% | 103 |
| MD 365 MEDICAL CARE | | 102 | 1 | 1% | 103 |
| VISTA MANOR | | 92 | 11 | 11% | 103 |
| NADAL PEDIATRICS | | 86 | 17 | 17% | 103 |
| SMILEY MEDICAL GROUP | | 75 | 28 | 27% | 103 |
| DEPARTMENT OF HEALTH BUREAU OF FAMILY | | 102 | 1 | 1% | 103 |
| PREDICTIVE LABORATORIES, INC | 1 | 90 | 12 | 12% | 103 |
| RESTORE HEALTH URGENT CARE | | 40 | 63 | 61% | 103 |
| NAVY HOSPITAL | | | 103 | 100% | 103 |
| CABANA AT JENSEN DUNES, THE | | 100 | 2 | 2% | 102 |
| NORTH FLORIDA EVALUATION AND TREATMENT CENTER | 2 | 95 | 5 | 5% | 102 |
| VITAS HEALTHCARE CORPORATION OF FLORIDA | | 99 | 2 | 2% | 101 |
| SEA PINES REHABILITATION HOSPITAL | | 100 | 1 | 1% | 101 |
| MAINSTREAM DIAGNOSTIC LABORATORY LLC | | 88 | 13 | 13% | 101 |
| ARCPPOINT LABS OF SARASOTA MANATEE | | 29 | 71 | 71% | 100 |
| THE COURTYARD ASSISTED LIVING | | 96 | 4 | 4% | 100 |

COVID-19: testing by laboratory

Data through Jan 31, 2021 verified as of Feb 1, 2021 at 09:25 AM

Data in this report are provisional and subject to change.

The numbers in the table below represent the number of Florida and non-Florida residents for whom test results were received by the Department of Health. A person can be tested by more than one laboratory and can have both positive and negative results. **Therefore, the sum of the numbers in each column will be larger than the total number of people tested.**

| Reporting lab | Inconclusive | Negative | Positive | Percent positive | Total |
|--|--------------|----------|----------|------------------|-------|
| Courtyards of Orlando Care Center | | 94 | 6 | 6% | 100 |
| Consulate Health Care of Port Charlotte | | 98 | 2 | 2% | 100 |
| ADVENT HEALTH - DELTONA ER | | 67 | 32 | 32% | 99 |
| CENTRAL FLORIDA HEALTH CARE | | 47 | 52 | 53% | 99 |
| TRADITION MEDICAL CENTER LABORATORY | | 48 | 50 | 51% | 98 |
| WALTON PLACE | | 98 | | | 98 |
| PINELLAS CARE CENTER | | 71 | 27 | 28% | 98 |
| FLORIDA COMMUNITY HEALTH CENTERS INC | | | 98 | 100% | 98 |
| SEMINOLE COUNTY HEALTH DEPARTMENT | | 79 | 19 | 19% | 98 |
| UNIVERSITY HEALTH SYSTEM INC | | 88 | 10 | 10% | 98 |
| WHITE WILSON MEDICAL CENTER IMMEDIATE CARE | | 9 | 89 | 91% | 98 |
| PLAZA OF HALLANDALE BEACH | | 98 | | | 98 |
| WEST COAST FAMILY MEDICAL CARE | | 72 | 26 | 27% | 98 |
| URINEGOODHANDS LLC | | 96 | 2 | 2% | 98 |
| WINDSOR OF LAKEWOOD RANCH,THE | | 97 | | | 97 |
| SOUTH BALDWIN MEDICAL CENTER GULF SHORES | | 76 | 21 | 22% | 97 |
| HEALTH CENTERS AT BRENTWOOD | | 96 | 1 | 1% | 97 |
| WHITE PLAINS HOSPITAL CENTER LAB | | 93 | 4 | 4% | 97 |
| GLOBAL CENTRAL LABS AT PPD | 2 | 87 | 8 | 8% | 97 |
| SEAVIEW NURSING AND REHABILITATION CENTER | | 96 | 1 | 1% | 97 |
| CHEEK AND SCOTT DRUGS INC | | 77 | 20 | 21% | 97 |
| CHARLES CROFT MD | 1 | 95 | 1 | 1% | 97 |
| PEDIATRIC SPECIALISTS MEDICAL GROUP | 1 | 87 | 9 | 9% | 97 |
| CLARE BRIDGE ORMOND BEACH | 1 | 96 | | | 97 |
| WELLOW URGENT CARE PC | | 96 | | | 96 |
| WESTCHESTER MEDICAL CENTER | | 93 | 3 | 3% | 96 |
| PEDIATRIC ASSOCIATES ORLANDO | | 82 | 14 | 15% | 96 |
| BAYSHORE MEMORY CARE | | 96 | | | 96 |
| TGH URGENT CARE - TYRONE | | 2 | 94 | 98% | 96 |
| WESTWOOD NURSING & REHAB | | 65 | 31 | 32% | 96 |
| LANDMARK, THE | | 48 | 48 | 50% | 96 |
| JPR URGENT MEDICAL CARE | | 95 | | | 95 |
| CROSS CITY REHABILITATION AND HEALTH CARE CENTER | | 72 | 23 | 24% | 95 |
| North Lake Care Center | | 94 | 1 | 1% | 95 |
| ARBOR TRAIL | | 77 | 18 | 19% | 95 |
| FAMILY MEDICAL CARE OF PALM BEACH | | 41 | 54 | 57% | 95 |
| DEVANSH LAB WERKS INC | | 79 | 16 | 17% | 95 |
| THE TERRACE OF KISSIMMEE | | 80 | 15 | 16% | 95 |
| SIGNATURE HEALTHCARE OF PORT CHARLOTTE | | 88 | 7 | 7% | 95 |
| PICH KTM CORP DBA MEDTOWN PHARMACY | | 79 | 15 | 16% | 94 |
| AYERS HEALTH & REHABILITATION CENTER | | 90 | 4 | 4% | 94 |
| DIAGNOSTIC SOLUTIONS | | 3 | 91 | 97% | 94 |
| ST MARK ASSISTED LIVING CENTER | 1 | 82 | 11 | 12% | 94 |
| MIDWAY PRIMARY CARE, LLC | | 79 | 15 | 16% | 94 |
| MARKET STREET VIERA | | 92 | 1 | 1% | 93 |
| MACADAMS HOME HEALTH AGENCY | | 92 | 1 | 1% | 93 |

COVID-19: testing by laboratory

Data through Jan 31, 2021 verified as of Feb 1, 2021 at 09:25 AM

Data in this report are provisional and subject to change.

The numbers in the table below represent the number of Florida and non-Florida residents for whom test results were received by the Department of Health. A person can be tested by more than one laboratory and can have both positive and negative results. **Therefore, the sum of the numbers in each column will be larger than the total number of people tested.**

| Reporting lab | Inconclusive | Negative | Positive | Percent positive | Total |
|---|--------------|----------|----------|------------------|-------|
| MY CLINICAL LAB INC | | 17 | 76 | 82% | 93 |
| CONSULATE HEALTH CARE OF SARASOTA□ | 1 | 92 | | | 93 |
| HURLBURT FIELD CLINIC | | 39 | 53 | 58% | 92 |
| PINELLAS COUNTY JAIL | | | 92 | 100% | 92 |
| VIERA HOSPITAL | | | 92 | 100% | 92 |
| SEMINOLE SPORTS AND FAMILY MEDICINE | | 82 | 10 | 11% | 92 |
| CLEVELAND CLINIC FOUNDATION | | 12 | 80 | 87% | 92 |
| MAGNOLIA MEDICAL CLINIC | | 10 | 82 | 89% | 92 |
| KORGENE LAB | 1 | 23 | 67 | 74% | 91 |
| CITRUS MEMORIAL HEALTH SYSTEM LAB | | 2 | 89 | 98% | 91 |
| FLORIDA DEPARTMENT OF HEALTH IN TAYLOR COUNTY | 1 | 53 | 37 | 41% | 91 |
| SONNIS PEDIATRICS PA | | 80 | 11 | 12% | 91 |
| HERON CLUB AT PRESTANCIA | | 89 | 2 | 2% | 91 |
| Sandy Ridge Center for Rehabilitation and Healing | | 71 | 20 | 22% | 91 |
| BIODESIX, INC. | | 68 | 22 | 24% | 90 |
| ISLAND DOCTORS | | 10 | 80 | 89% | 90 |
| KALEIDA HEALTH CENTER FOR LABORATORY | | 84 | 6 | 7% | 90 |
| KEYS MEDICAL GROUP | | | 90 | 100% | 90 |
| Cross Landings Health and Rehabilitation | | 89 | 1 | 1% | 90 |
| ADVENT HEALTH CENTRA CARE - WATERMAN | | 78 | 12 | 13% | 90 |
| ORLANDO LUTHERAN TOWERS ASSISTED LIVING | | 89 | | | 89 |
| Mt Sinai Aventura | | | 89 | 100% | 89 |
| LATE HOURS URGENT CARE | | 51 | 38 | 43% | 89 |
| SUMMIT MEDICAL GROUP | | 80 | 9 | 10% | 89 |
| HIGHLANDS URGENT CARE | | | 89 | 100% | 89 |
| QPS, LLC | | 86 | 2 | 2% | 88 |
| VILLAS OF HOLLY BROOK - BRADENTON 14TH | | 88 | | | 88 |
| AVERO DIAGNOSTICS | | 64 | 24 | 27% | 88 |
| BROOKDALE LAKE TAVARES | | 86 | 2 | 2% | 88 |
| FREEDOM INN AT TARPON SPRINGS | | 81 | 7 | 8% | 88 |
| GOVERNOR'S CREEK HEALTH & REHABILITATION | | 87 | 1 | 1% | 88 |
| AMERICAN FAMILY MEDICAL LLC | | 56 | 32 | 36% | 88 |
| NAVARRE GARDENS LLC | | 64 | 24 | 27% | 88 |
| HARBORCHASE OF NAPLES | | 75 | 13 | 15% | 88 |
| DOS OF NORTH SHORES NURSING & REHAB CENTER | | 88 | | | 88 |
| MAGNOLIA DIAGNOSTIC | | 2 | 86 | 98% | 88 |
| PACIFIC ANALYTICS | | | 87 | 100% | 87 |
| BRANDON HEALTH AND REHABILITATION CENTER | 1 | 85 | 1 | 1% | 87 |
| ADVENT HEALTH - PALM HARBOR ER | | 64 | 23 | 26% | 87 |
| JOHN KNOX VILLAGE OF FLORIDA ALF | 1 | 83 | 3 | 3% | 87 |
| PRIME HEALTH OF NORTH PORT LLC | | 79 | 8 | 9% | 87 |
| MEDICATION ROOMS-CSU/CI NURSE STATION | 1 | 79 | 7 | 8% | 87 |
| QUICK CARE MED PL CR | | 80 | 7 | 8% | 87 |
| DISCOVERY VILLAGE AT THE FORUM | | 86 | | | 86 |
| LIFE BRITE | | 72 | 14 | 16% | 86 |
| KINDRED HOSPITAL MELBOURNE | 1 | 83 | 2 | 2% | 86 |

COVID-19: testing by laboratory

Data through Jan 31, 2021 verified as of Feb 1, 2021 at 09:25 AM

Data in this report are provisional and subject to change.

The numbers in the table below represent the number of Florida and non-Florida residents for whom test results were received by the Department of Health. A person can be tested by more than one laboratory and can have both positive and negative results. **Therefore, the sum of the numbers in each column will be larger than the total number of people tested.**

| Reporting lab | Inconclusive | Negative | Positive | Percent positive | Total |
|--|--------------|----------|----------|------------------|-------|
| MIAMI BEACH COMMUNITY HEALTH CENTER | | 1 | 85 | 99% | 86 |
| LODGE HEALTH AND REHABILITATION CENTER, THE | | 64 | 22 | 26% | 86 |
| CAREMOUNT MEDICAL - PATHOLOGY | | 83 | 3 | 3% | 86 |
| HOSPICE OF THE EMERALD COAST INC - PANAMA CITY | 2 | 78 | 5 | 6% | 85 |
| EMBRY RIDDLE AERONAUTICAL UNIVERSITY HEALTH SERVICES | | | 85 | 100% | 85 |
| MIAMI SHORES NURSING & REHAB | | 85 | | | 85 |
| LECONTE MEDICAL CENTER LAB | | 67 | 18 | 21% | 85 |
| LAKE GIBSON VILLAGE, LLC | | 82 | 3 | 4% | 85 |
| W. FRANK WELLS NURSING HOME | | 84 | 1 | 1% | 85 |
| ROHR HOME | | 82 | 3 | 4% | 85 |
| THREE OAKS PHARMACY INC | | 80 | 5 | 6% | 85 |
| NORTH FLORIDA SPINE AND WELLNESS | | 66 | 19 | 22% | 85 |
| PEDIATRICS IN BREVARD PA- ROCKLEDGE | | 54 | 31 | 36% | 85 |
| FIRSTCARE CLINIC | | 39 | 45 | 54% | 84 |
| SOUTH GEORGIA MEDICAL CENTER | | 48 | 36 | 43% | 84 |
| MARTIN ACQUISITION 1 LLC DBA | | 71 | 13 | 15% | 84 |
| CLYDE E LASSEN STATE VETERANS NURSING HOME | | 59 | 25 | 30% | 84 |
| IMA MEDICAL GROUP | | 42 | 42 | 50% | 84 |
| STUART LODGE LIVING LLC | | 61 | 23 | 27% | 84 |
| PINES OF SARASOTA GARDEN | | 84 | | | 84 |
| NSPIRE HEALTHCARE TAMARAC | | 80 | 4 | 5% | 84 |
| NITE LITE PEDIATRICS - JACKSONVILLE | | 76 | 8 | 10% | 84 |
| CLARE BRIDGE OF CAPE CORAL | 1 | 83 | | | 84 |
| CRYSTAL RIVER HEALTH & REHAB | | 83 | | | 83 |
| J FRANK AVEY MD | | 65 | 18 | 22% | 83 |
| HOSPICE OF THE TREASURE COAST | | 80 | 3 | 4% | 83 |
| LAFAYETTE NURSING AND REHABILITATION CENTER | | 81 | 2 | 2% | 83 |
| LABCORP EMPLOYER SERVICES | | 82 | 1 | 1% | 83 |
| ELMCROFT OF BELLA VITA | | 75 | 8 | 10% | 83 |
| RIVERSIDE RECOVERY OF TAMPA | | 81 | 1 | 1% | 82 |
| LAB | | 29 | 53 | 65% | 82 |
| JACKSONVILLE UNIVERSITY | | 77 | 5 | 6% | 82 |
| East Bay Rehabilitation Center | | 48 | 34 | 41% | 82 |
| THE PAVILION FOR HEALTH CARE | | 72 | 10 | 12% | 82 |
| RIDGEWOOD DIAGNOSTIC LABORATORY | | 77 | 4 | 5% | 81 |
| PENNSYLVANIA DEPT OF HEALTH | | 20 | 61 | 75% | 81 |
| JUNO DERMATOLOGY LLC | | 73 | 8 | 10% | 81 |
| BIO-TECH CLINICAL LABORATORIES | | 41 | 40 | 49% | 81 |
| The Grove Health and Rehabilitation | | 59 | 22 | 27% | 81 |
| FLAGLER COLLEGE HEALTH SERVICES | | 57 | 23 | 29% | 80 |
| ALTERNATIVE LIVING, INC DBA TWIN CITIES PAVILION | | 78 | 2 | 3% | 80 |
| PALMS EDGE | 1 | 73 | 6 | 8% | 80 |
| PSL NAPLES BH OPERATIONS, LLC | | 80 | | | 80 |
| MEMORY CARE OF NAPLES | | 80 | | | 80 |
| CATHOLIC HEALTH SYSTEM DEPT LABORATORY | | 77 | 2 | 3% | 79 |
| Peninsula Care and Rehab | | 67 | 12 | 15% | 79 |

COVID-19: testing by laboratory

Data through Jan 31, 2021 verified as of Feb 1, 2021 at 09:25 AM

Data in this report are provisional and subject to change.

The numbers in the table below represent the number of Florida and non-Florida residents for whom test results were received by the Department of Health. A person can be tested by more than one laboratory and can have both positive and negative results. **Therefore, the sum of the numbers in each column will be larger than the total number of people tested.**

| Reporting lab | Inconclusive | Negative | Positive | Percent positive | Total |
|---|--------------|----------|----------|------------------|-------|
| LABCORP RTP | | 31 | 48 | 61% | 79 |
| LABFIRST - DEPARTMENT OF PATHOLOGY | | 76 | 3 | 4% | 79 |
| SONATA WEST | | 77 | 2 | 3% | 79 |
| VETERANS AFFAIRS MEDICAL CENTER - PALO ALTO | | 28 | 51 | 65% | 79 |
| EDGEWATER AT WATERMAN VILLAGE | | 78 | 1 | 1% | 79 |
| Crystal Health & Rehab Center | | 77 | 2 | 3% | 79 |
| BALMORAL TENANT SERVICES INC | 1 | 43 | 35 | 44% | 79 |
| SEVEN HILLS HEALTH AND REHABILITATION CENTER | | 63 | 16 | 20% | 79 |
| CANOPY ON BERRYHILL, THE | | 48 | 31 | 39% | 79 |
| CBS LABS OF TAMPA LLC | | 3 | 76 | 96% | 79 |
| ATRIUM AT LIBERTY PARK | | 74 | 4 | 5% | 78 |
| KINDRED HOSPITAL NORTH FLORIDA | 2 | 71 | 5 | 6% | 78 |
| LAKE MORTON PLAZA | | 75 | 3 | 4% | 78 |
| PANCARE HEALTH GULF COUNTY | | 54 | 24 | 31% | 78 |
| KINDRED HOSPITAL - SOUTH FLORIDA | | 78 | | | 78 |
| STONY BROOK UNIVERSITY MEDICAL CENTER | | 65 | 13 | 17% | 78 |
| HUNTSVILLE HOSPITAL LABORATORY | | 53 | 25 | 32% | 78 |
| HIGHLANDS MEDICAL CENTER | | 75 | 3 | 4% | 78 |
| WALGREENS #12673 | | 76 | 2 | 3% | 78 |
| MICRO PATH LABORATORIES INC | | 75 | 2 | 3% | 77 |
| MCW MENTAL HEALTH LLC | | 75 | 2 | 3% | 77 |
| SUNSHINE GARDENS | | 76 | 1 | 1% | 77 |
| PLYMOUTH HOME FOR ADULTS, INC. | 8 | 68 | 1 | 1% | 77 |
| ORANGE CITY NURSING AND REHAB | | 75 | 2 | 3% | 77 |
| BENTON HOUSE AT OAKLEAF | | 51 | 26 | 34% | 77 |
| TRUE NORTH HEALTH NAVIGATION LLC DBA DISPATCHHEALTH | 1 | 60 | 16 | 21% | 77 |
| BROOKDALE CAPE CORAL | | 77 | | | 77 |
| Centre Pointe Health and Rehabilitation Center | | 67 | 10 | 13% | 77 |
| GRAND OAKS OF JENSEN BEACH LLC | | 77 | | | 77 |
| ERIE COUNTY MEDICAL CTR CLINICAL LABS | | 73 | 4 | 5% | 77 |
| Madison Health and Rehabilitation Center | | 42 | 35 | 45% | 77 |
| MINUTECLINIC DIAGNOSTIC OF SOUTH CAROLINA, LLC | | 64 | 13 | 17% | 77 |
| WINDSOR REFLECTIONS | | 75 | 1 | 1% | 76 |
| MY HEALTHY BLUEPRINT BY BAPTIST HEALTH CARE | | 61 | 15 | 20% | 76 |
| DOUGLAS T JACOBSON STATE VETERANS HOME | | 76 | | | 76 |
| ADVANCED EMURGENT CARE | | 27 | 49 | 64% | 76 |
| DYNAMIC MEDICAL USA | | | 76 | 100% | 76 |
| CLINICAL PATHOLOGY ASSOCIATES-SONIC REFERENCE LAB | | 76 | | | 76 |
| NORTH PORT REHABILITATION AND NURSING CENTER | | 75 | 1 | 1% | 76 |
| ADVENTHEALTH MEDICAL GROUP PRIMARY CARE | | 72 | 4 | 5% | 76 |
| The Ponce Therapy Care Center | | 71 | 4 | 5% | 75 |
| S-H THIRTY-FIVE OPCO- PORT ST LUCIE, LLC | 1 | 74 | | | 75 |
| HAWTHORN HOUSE | | 63 | 12 | 16% | 75 |
| ADVENTHEALTH EXPRESSCARE | | 45 | 30 | 40% | 75 |
| QUALITY URGENT CARE AND WELLNESS PL | 1 | 44 | 30 | 40% | 75 |
| OPPENHEIMER PLASTIC SURGERY LLC | | 70 | 5 | 7% | 75 |

COVID-19: testing by laboratory

Data through Jan 31, 2021 verified as of Feb 1, 2021 at 09:25 AM

Data in this report are provisional and subject to change.

The numbers in the table below represent the number of Florida and non-Florida residents for whom test results were received by the Department of Health. A person can be tested by more than one laboratory and can have both positive and negative results. **Therefore, the sum of the numbers in each column will be larger than the total number of people tested.**

| Reporting lab | Inconclusive | Negative | Positive | Percent positive | Total |
|--|--------------|----------|----------|------------------|-------|
| JUPITER MEDICAL CENTER URGENT CARE - STUART | | 49 | 26 | 35% | 75 |
| MOBILE PHYSICIAN SERVICES INC | | 67 | 8 | 11% | 75 |
| NEW SMYRNA BEACH URGENT CARE | | | 75 | 100% | 75 |
| ADVENTHEALTH MEDICAL GROUP FAMILY MEDICINE AT | | 54 | 21 | 28% | 75 |
| BOND CLINIC PA | | 43 | 32 | 43% | 75 |
| The Crossings | | 74 | | | 74 |
| NOAH CLINICAL LABORATORY | | 63 | 11 | 15% | 74 |
| PARK OF THE PALMS INC | | 74 | | | 74 |
| PROMEDICA LABORATORIES | | 21 | 53 | 72% | 74 |
| HEALTH FIRST - PALM BAY HOSPITAL | | 2 | 72 | 97% | 74 |
| WHITE WILSON MEDICAL CENTER PA - NAVARRE | | 3 | 71 | 96% | 74 |
| QUOTIENT SCIENCES | | 30 | 44 | 59% | 74 |
| WINDSOR OAKS | | 73 | 1 | 1% | 74 |
| LAKE REGIONAL URGENT CARE | | 2 | 71 | 97% | 73 |
| CONSULATE HEALTH CARE - LAKE MARY | | 72 | 1 | 1% | 73 |
| A2Z DIAGNOSTICS | | 72 | 1 | 1% | 73 |
| DELAND WELLNESS CENTER | | | 73 | 100% | 73 |
| MD 365 MEDICAL CARE PLLC | | 73 | | | 73 |
| SCOTT LAKE HEALTH AND REHABILITATION CENTER | | 71 | 2 | 3% | 73 |
| AVANTE AT OCALA INC | | 55 | 18 | 25% | 73 |
| MINNESOTA TWINS | | 69 | 4 | 5% | 73 |
| BROOKDALE OVIEDO | | 71 | 2 | 3% | 73 |
| BROOKDALE FORT MYERS THE COLONY | | 68 | 4 | 6% | 72 |
| BROWARD HEALTH MEDICAL CENTER | | 3 | 69 | 96% | 72 |
| HEALTHPOINT MED GRP OF THE EMERALD COAST LLC | | 51 | 21 | 29% | 72 |
| HUNTINGTON HOSPITAL LABORATORY | | 69 | 3 | 4% | 72 |
| HAVEN OF OUR LADY OF PEACE | | 72 | | | 72 |
| BROWARD HEALTH MEDICAL CENTER CLINICAL LAB | | | 72 | 100% | 72 |
| A COUNTRY PLACE ASSISTED LIVING FACILITY | | 71 | 1 | 1% | 72 |
| EC OPCO CARROLLWOOD LLC | | 66 | 6 | 8% | 72 |
| RITE MEDICAL CARE PC | | 72 | | | 72 |
| AZALEA TRACE PHYSICIAN SERVICES | | 72 | | | 72 |
| D PEDIATRICS | | 67 | 5 | 7% | 72 |
| NAPHCARE, INC AT MANATEE COUNTY JAIL | | 47 | 25 | 35% | 72 |
| EAST ALABAMA MEDICAL CENTER LABORATORY | | 60 | 12 | 17% | 72 |
| STERLING HOUSE OF TALLAHASSEE | 3 | 62 | 6 | 8% | 71 |
| AMMON LABS | | 61 | 10 | 14% | 71 |
| CENTRAL BALDWIN IMMEDIATE CARE & FAMILY PRACTICE | | 55 | 16 | 23% | 71 |
| ADVANCED LAB | | 67 | 4 | 6% | 71 |
| WALGREENS 9627 | | 65 | 6 | 8% | 71 |
| SUMMIT MEDICAL GROUP PA | | 64 | 7 | 10% | 71 |
| ESCAMBIA COUNTY JAIL | | 49 | 22 | 31% | 71 |
| SUNCOAST COMMUNITY HEALTH CENTERS PEDIATRICS | | 21 | 49 | 70% | 70 |
| ASHRAF MEDICAL GROUP PLLC DBA PULSE MD | | 68 | 2 | 3% | 70 |
| MEMORIAL MANOR | | 70 | | | 70 |
| CARE CENTERS OF NASSAU | | 67 | 3 | 4% | 70 |

COVID-19: testing by laboratory

Data through Jan 31, 2021 verified as of Feb 1, 2021 at 09:25 AM

Data in this report are provisional and subject to change.

The numbers in the table below represent the number of Florida and non-Florida residents for whom test results were received by the Department of Health. A person can be tested by more than one laboratory and can have both positive and negative results. **Therefore, the sum of the numbers in each column will be larger than the total number of people tested.**

| Reporting lab | Inconclusive | Negative | Positive | Percent positive | Total |
|---|--------------|----------|----------|------------------|-------|
| GEORGE SAFRAN MD PC | | 65 | 5 | 7% | 70 |
| SUMMIT AT VENICE | 2 | 63 | 5 | 7% | 70 |
| BEACHES PEDIATRICS PA | | 65 | 5 | 7% | 70 |
| Highlands Regional Hospital | | 63 | 7 | 10% | 70 |
| CRAIG BERGER MD PL D/B/A BAY AREA EYE INSTITUTE | | 70 | | | 70 |
| ST VINCENT'S BIRMINGHAM | | 65 | 5 | 7% | 70 |
| SENIOR LIVING VII TAMPA LLC | 1 | 60 | 9 | 13% | 70 |
| FLORIDA PEDIATRIC GROUP | | 27 | 43 | 61% | 70 |
| CITY OF PORT SAINT LUCIE | | 65 | 5 | 7% | 70 |
| CENTURY CENTER FOR REHABILITATION & HEALING | | 52 | 18 | 26% | 70 |
| USF HEALTH MORSANI CENTER | | 5 | 64 | 93% | 69 |
| HERITAGE HEALTHCARE AND REHABILITATION CENTER | | 69 | | | 69 |
| EXPERTUS LABORATORIES INC | | 24 | 45 | 65% | 69 |
| MILLENNIUM PHYSICIAN GROUP LLC | | 57 | 12 | 17% | 69 |
| WATERCREST ST LUCIE WEST | 1 | 65 | 3 | 4% | 69 |
| TUSCAN ISLE OPERATING COMPANY LLC DBA | | 66 | 3 | 4% | 69 |
| LAB PLUS, LLC AT SAINT THOMAS WEST HOSPITAL | | 55 | 14 | 20% | 69 |
| PARKSIDE INN | 3 | 64 | 2 | 3% | 69 |
| SIMED LABORATORY | | 57 | 12 | 17% | 69 |
| BAPTIST MEDICAL CENTER SOUTH | | 53 | 15 | 22% | 68 |
| Avante at St Cloud, Inc. | | 66 | 2 | 3% | 68 |
| A PLUS PEDIATRICS | | 57 | 11 | 16% | 68 |
| SAN JOSE SENIOR CARE LLC | 1 | 43 | 24 | 35% | 68 |
| Oakhurst Center | | 65 | 3 | 4% | 68 |
| SUNCOAST OPTIMAL WELLNESS | | 23 | 45 | 66% | 68 |
| ALL MY KIDS PEDIATRICS INC | | 49 | 19 | 28% | 68 |
| HOSPICE OF MARTIN & ST LUCIE, INC | | 65 | 3 | 4% | 68 |
| AEL- MEMPHIS | | 17 | 51 | 75% | 68 |
| DAYSRING SENIOR LIVING LLC | | 66 | 2 | 3% | 68 |
| PLANTATION GENERAL HOSPITAL CLINICAL LAB | | 26 | 42 | 62% | 68 |
| LAKE HOWELL FAMILY MEDICINE ASSOCIATES | | 56 | 11 | 16% | 67 |
| JEFFERSON COUNTY HEALTH DEPARTMENT-MONTICELLO | | 45 | 22 | 33% | 67 |
| CCS - PAUL REIN DETENTION FACILITY | | 51 | 16 | 24% | 67 |
| VIERA DEL MAR HEALTH AND REHABILITATION CENTER | | 63 | 4 | 6% | 67 |
| JACKSON COUNTY HEALTH DEPARTMENT | | 32 | 35 | 52% | 67 |
| ARBOR TERRACE SAN JOSE LLC | 3 | 63 | 1 | 1% | 67 |
| BROOKDALE JENSEN BEACH | | 65 | 2 | 3% | 67 |
| GENPATH | | | 67 | 100% | 67 |
| MD LABS | | 40 | 27 | 40% | 67 |
| CHAMBREL AT ISLAND LAKE | | 64 | 3 | 4% | 67 |
| BROOKDALE DESTIN | | 57 | 10 | 15% | 67 |
| ST PETERSBURG PEDIATRICS-SEMINOLE | | 57 | 10 | 15% | 67 |
| DIATHERIX LABORATORIES | | 33 | 33 | 50% | 66 |
| MED COMP SCIENCES | | 1 | 65 | 98% | 66 |
| ASSOCIATED CLINICAL LABORATORIES | | 59 | 7 | 11% | 66 |
| CLERMONT URGENT CARE | | | 66 | 100% | 66 |

COVID-19: testing by laboratory

Data through Jan 31, 2021 verified as of Feb 1, 2021 at 09:25 AM

Data in this report are provisional and subject to change.

The numbers in the table below represent the number of Florida and non-Florida residents for whom test results were received by the Department of Health. A person can be tested by more than one laboratory and can have both positive and negative results. **Therefore, the sum of the numbers in each column will be larger than the total number of people tested.**

| Reporting lab | Inconclusive | Negative | Positive | Percent positive | Total |
|---|--------------|----------|----------|------------------|-------|
| MEDEX MEDICAL EXPRESS OF PALATKA | | | 66 | 100% | 66 |
| ACE BIOMEDICAL LABS LLC | | 55 | 11 | 17% | 66 |
| MEASE MANOR INC | | 62 | 4 | 6% | 66 |
| INDIGO MANOR | | 22 | 43 | 66% | 65 |
| GV NAPLES OPCO, LLC | | 64 | 1 | 2% | 65 |
| ELLENTON PEDIATRICS PA | | 57 | 8 | 12% | 65 |
| EISENHOWER ARMY MEDICAL CENTER | | 61 | 4 | 6% | 65 |
| SACRED HEART HEALTH SYSTEM INC | | 44 | 21 | 32% | 65 |
| OAK MANOR NURSING HOME | | 62 | 3 | 5% | 65 |
| SUMMER VISTA ASSISTED LIVING | | 38 | 27 | 42% | 65 |
| STONY BROOK SOUTHAMPTON | | 64 | 1 | 2% | 65 |
| ALTAMONTE PEDIATRIC ASSOCIATES | | 31 | 34 | 52% | 65 |
| OKEECHOBEE URGENT CARE | | 17 | 48 | 74% | 65 |
| CL BRUMBACK PRIMARY CARE CLINICS | | 16 | 49 | 75% | 65 |
| JOSEPH L MORSE GERIATRIC CENTER | 2 | 59 | 3 | 5% | 64 |
| MED EXPRESS | | 6 | 58 | 91% | 64 |
| RARITAN BAY PERTH AMBOY | | 58 | 6 | 9% | 64 |
| NEMOURS CHILDRENS PRIMARY CARE OVIEDO | | 51 | 13 | 20% | 64 |
| GREENLEAF ALF | | 63 | 1 | 2% | 64 |
| NXGEN MDX | | 20 | 44 | 69% | 64 |
| OUT OF STATE | | 40 | 24 | 38% | 64 |
| PORT CHARLOTTE REHABILITATION CENTER | | 54 | 10 | 16% | 64 |
| CATHOLIC HEALTH SERVICES REGIONAL LAB | | 57 | 7 | 11% | 64 |
| SEMINOLE TRIBE OF FLORIDA | | 48 | 16 | 25% | 64 |
| JERICO URGENT CARE | | 61 | 3 | 5% | 64 |
| WILLISTON PEDIATRICS PA | | 45 | 19 | 30% | 64 |
| JUPITER MEDICAL CENTER URGENT CENTER | | 45 | 19 | 30% | 64 |
| BROOKDALE PENSACOLA | | 62 | 1 | 2% | 63 |
| F&T MEDICAL RESEARCH, INC | | 63 | | | 63 |
| MEDI CLINIC SARASOTA INC | | 62 | 1 | 2% | 63 |
| WADSWORTH HEALTH CENTER | | 60 | 3 | 5% | 63 |
| PUBLIC SQUARE PHARMACY LLC | | 48 | 15 | 24% | 63 |
| NORTH SHORE MEDICAL LABS | 1 | 57 | 5 | 8% | 63 |
| MISIR DRUGS LLC | | 51 | 12 | 19% | 63 |
| SANIBEL INTERNAL MEDICINE, LLC | | 60 | 3 | 5% | 63 |
| APC PEDIATRICS AT RYE ROAD MEDICAL PARK | | 63 | | | 63 |
| EXACT SCIENCES LABORATORIES, LLC | | 15 | 48 | 76% | 63 |
| VIERA HEALTH AND REHABILITATION CENTER | | 62 | 1 | 2% | 63 |
| BIG BOCA SMILES LLC | | 60 | 2 | 3% | 62 |
| ISLAND COAST PEDIATRICS | | 56 | 6 | 10% | 62 |
| PANIRA HEALTHCARE CLINIC | | 2 | 60 | 97% | 62 |
| ROSECASTLE AT DELANEY CREEK | | 61 | 1 | 2% | 62 |
| OVERLOOK HOSPITAL LABORATORY | | 57 | 5 | 8% | 62 |
| COOPER FAMILY MEDICAL PLLC | | 44 | 17 | 28% | 61 |
| FLORIDA MEDICAL CLINIC LLC | | 41 | 20 | 33% | 61 |
| SAMFORD UNIVERSITY HEALTH SERVICES | | 60 | 1 | 2% | 61 |

COVID-19: testing by laboratory

Data through Jan 31, 2021 verified as of Feb 1, 2021 at 09:25 AM

Data in this report are provisional and subject to change.

The numbers in the table below represent the number of Florida and non-Florida residents for whom test results were received by the Department of Health. A person can be tested by more than one laboratory and can have both positive and negative results. **Therefore, the sum of the numbers in each column will be larger than the total number of people tested.**

| Reporting lab | Inconclusive | Negative | Positive | Percent positive | Total |
|--|--------------|----------|----------|------------------|-------|
| WASHINGTON REHABILITATION AND NURSING CENTER | | 51 | 10 | 16% | 61 |
| LENOX HILL HOSPITAL | | 55 | 6 | 10% | 61 |
| EMERALD COAST HOSPICE | | 60 | 1 | 2% | 61 |
| Stratford Court of Palm Harbor | | 51 | 10 | 16% | 61 |
| BOND CLINIC DR ELDEEB | | 35 | 26 | 43% | 61 |
| PANCARE HEALTH - MALONE CLINIC | | 56 | 5 | 8% | 61 |
| AMERICAN FAMILY MEDICAL | | 48 | 13 | 21% | 61 |
| VETERANS AFFAIRS MEDICAL CENTER - GULF COAST | | 27 | 33 | 55% | 60 |
| VITAS HEALTHCARE | | 55 | 5 | 8% | 60 |
| FHMG LAKE MARY PEDS | | 48 | 12 | 20% | 60 |
| TWIN CREEKS ASSISTED LIVING & MEMORY CARE | | 57 | 3 | 5% | 60 |
| LAKELAND REGIONAL HEALTH | | 36 | 24 | 40% | 60 |
| SOMERBY OF SANTA ROSA BEACH | | 51 | 9 | 15% | 60 |
| MINUTECLINIC DIAGNOSTIC OF TEXAS, LLC | | 53 | 7 | 12% | 60 |
| BIOTECH | | 52 | 7 | 12% | 59 |
| RITECARE MED CTR H | | | 59 | 100% | 59 |
| MILLENIUM PHYSICIANS GROUP | | 1 | 58 | 98% | 59 |
| MED ONE AT SAINT AUGUSTINE | | 33 | 26 | 44% | 59 |
| ATMORE COMMUNITY HOSPITAL LABORATORY | | 40 | 19 | 32% | 59 |
| BAY PINES MEDICAL ASSOCIATES | | 1 | 58 | 98% | 59 |
| INTERNAL LAB | | 50 | 9 | 15% | 59 |
| NORTH SHORE UNIVERSITY HOSPITAL LABORATORY | | 53 | 6 | 10% | 59 |
| Golfview Healthcare Center | | 58 | | | 58 |
| BIOREFERENCE LABORATORIES | | 6 | 52 | 90% | 58 |
| THE CANOPY AT BERRYHILL | | 58 | | | 58 |
| LORI MCAULIFFE MD PA | | 44 | 14 | 24% | 58 |
| CP/AIG PENSACOLA DEVELOPMENT LLC | | 55 | 3 | 5% | 58 |
| MENTAL HEALTH CARE INC | | 49 | 9 | 16% | 58 |
| Margate Health and Rehabilitation Center | | 56 | 2 | 3% | 58 |
| PRIMECARE AT TWIN LAKES | | | 58 | 100% | 58 |
| PATHWAY PHARMACY | | 38 | 19 | 33% | 57 |
| KAPG FLEMING ISLAND SENIOR HOUSING OPCO LLC | 1 | 56 | | | 57 |
| CORAL GABLES HOSPITAL | | | 57 | 100% | 57 |
| ALZHEIMERS CARE CENTER OF VIERA LTD | | 37 | 20 | 35% | 57 |
| MALCOM RANDALL DEPT OF VAMC | | | 57 | 100% | 57 |
| EMERALD COAST BEHAVIORAL HOSPITAL | | 53 | 4 | 7% | 57 |
| STAR CARE | | 51 | 6 | 11% | 57 |
| ASCENSION SACRED HEART BAY LABORATORY | | 54 | 3 | 5% | 57 |
| VENICE REGIONAL MEDICAL CENTER BAYFRONT HEALTH | | 12 | 45 | 79% | 57 |
| WILSON MEMORIAL REGIONAL MEDICAL CENTER | | 53 | 4 | 7% | 57 |
| MINUTECLINIC DIAGNOSTIC OF OHIO LLC | | 43 | 14 | 25% | 57 |
| HEARTLAND HEALTHCARE AND REHAB CENTER | | 35 | 22 | 39% | 57 |
| PALM BAY URGENT CARE | | 28 | 29 | 51% | 57 |
| BAPTIST HEALTH SOUTH FLORIDA - WEST BOCA URGENT CARE | | 34 | 22 | 39% | 56 |
| TUKA PEDIATRICS | | 7 | 49 | 88% | 56 |
| HORIZON ALF | | 55 | 1 | 2% | 56 |

COVID-19: testing by laboratory

Data through Jan 31, 2021 verified as of Feb 1, 2021 at 09:25 AM

Data in this report are provisional and subject to change.

The numbers in the table below represent the number of Florida and non-Florida residents for whom test results were received by the Department of Health. A person can be tested by more than one laboratory and can have both positive and negative results. **Therefore, the sum of the numbers in each column will be larger than the total number of people tested.**

| Reporting lab | Inconclusive | Negative | Positive | Percent positive | Total |
|--|--------------|----------|----------|------------------|-------|
| PHYSICIANS PRIMARY CARE OF SOUTHWEST FLORIDA | | 39 | 17 | 30% | 56 |
| ARBOR OAKS AT TYRONE | 5 | 51 | | | 56 |
| AMERICAN HOUSE COCONUT POINT | | 51 | 5 | 9% | 56 |
| ANCHOR CARE AND REHABILITATION CENTER | | 55 | 1 | 2% | 56 |
| TIFFANY HALL NURSING AND REHAB | | 44 | 12 | 21% | 56 |
| EAGLES WATCH CLUSTER | | 47 | 9 | 16% | 56 |
| LAKELAND REGIONAL HEALTH LAKE MIRIAM | | 24 | 32 | 57% | 56 |
| ARBOR TERRACE ORTEGA LLC | 1 | 55 | | | 56 |
| HERNANDO COUNTY FIRE RESCUE DISTRICT | | 25 | 30 | 55% | 55 |
| PREMIER MEDICAL ASSOCIATES ALL FLORIDA LLC | | 54 | 1 | 2% | 55 |
| TBI RESIDENTIAL SERVICES, INC. | | 44 | 11 | 20% | 55 |
| NORTH FLORIDA PEDIATRICS | | 45 | 10 | 18% | 55 |
| ST FRANCIS HOSPITAL | | 47 | 8 | 15% | 55 |
| KENDALL REGIONAL MEDICAL CENTER LAB | 3 | | 52 | 95% | 55 |
| SONATA HUNTERS CREEK | | 47 | 8 | 15% | 55 |
| ST. CLOUD MEDICAL GROUP | | 54 | | | 54 |
| ADVENT HEALTH - PALM COAST | | 1 | 53 | 98% | 54 |
| STEINHATCHEE FAMILY MEDICAL CENTER | 1 | 47 | 6 | 11% | 54 |
| CRESTVIEW URGENT CARE | | | 54 | 100% | 54 |
| UNITED LABORATORY SERVICES CORPORATION | | 38 | 16 | 30% | 54 |
| LAKE CITY VA MEDICAL CENTER | | | 54 | 100% | 54 |
| SARASOTA CO. HEALTH DEPT # 58 | | 40 | 14 | 26% | 54 |
| JUNIPER VILLAGE AT NAPLES | | 53 | 1 | 2% | 54 |
| CLERMONT HEALTH AND REHAB | | 40 | 14 | 26% | 54 |
| PEDIATRIC SERVICES OF AMERICA INC | | 53 | 1 | 2% | 54 |
| LUTHERAN HAVEN ASSISTED LIVING | | 54 | | | 54 |
| FERN PARK DEVELOPMENTAL CENTER | | | 54 | 100% | 54 |
| ADVENT HEALTH CENTRA CARE - WINTER GARDEN | | 11 | 43 | 80% | 54 |
| CERTUS MTD OPCP LLC | | 52 | 2 | 4% | 54 |
| BioReference Laboratories, Inc | | 6 | 47 | 89% | 53 |
| MEDRITE URGENT CARE | | 42 | 11 | 21% | 53 |
| Osprey Point Nursing Center | | 51 | 2 | 4% | 53 |
| PALM BAY PEDIATRICS | | 36 | 17 | 32% | 53 |
| WALGREENS 4915 | | 47 | 6 | 11% | 53 |
| FLORIDA MEDICAL CLINIC PA | | 46 | 7 | 13% | 53 |
| GIBBENS FAMILY MEDICAL, LLC | | 41 | 12 | 23% | 53 |
| TURNING POINT OF TAMPA | | 47 | 6 | 11% | 53 |
| JACOBI MEDICAL CENTER | | 50 | 3 | 6% | 53 |
| ADVENT HEALTH | | 49 | 3 | 6% | 52 |
| QUALITY URGENT CARE AND WELLNESS | | 31 | 21 | 40% | 52 |
| BURRY'S PHARMACY INC | | 31 | 21 | 40% | 52 |
| WALGREENS 2941 | | 50 | 2 | 4% | 52 |
| SONATA BOCA RATON | | 48 | 4 | 8% | 52 |
| THE PRESERVE AT CLEARWATER | | 50 | 2 | 4% | 52 |
| SNH BRFL TENANT LLC | 2 | 50 | | | 52 |
| AFTER HOURS PEDIATRICS | | | 52 | 100% | 52 |

COVID-19: testing by laboratory

Data through Jan 31, 2021 verified as of Feb 1, 2021 at 09:25 AM

Data in this report are provisional and subject to change.

The numbers in the table below represent the number of Florida and non-Florida residents for whom test results were received by the Department of Health. A person can be tested by more than one laboratory and can have both positive and negative results. **Therefore, the sum of the numbers in each column will be larger than the total number of people tested.**

| Reporting lab | Inconclusive | Negative | Positive | Percent positive | Total |
|--|--------------|----------|----------|------------------|-------|
| PROFESSIONAL URGENT CARE SERVICES | | 26 | 26 | 50% | 52 |
| AEGIS MEDICAL GROUP | | 43 | 9 | 17% | 52 |
| NITE LITE PEDIATRICS - PORT ST. LUCIE | | 43 | 9 | 17% | 52 |
| VPA PC LAB | | 48 | 4 | 8% | 52 |
| INTERNAL MEDICINE SPECIALIST | | 46 | 6 | 12% | 52 |
| CHILDREN'S HOSPITAL OF ALABAMA | | 51 | 1 | 2% | 52 |
| life Care Center of Melbourne | | 36 | 16 | 31% | 52 |
| MINUTECLINIC DIAGNOSTIC OF NORTH CAROL | | 43 | 9 | 17% | 52 |
| CARDIOLOGY AND MEDICINE ASSOCIATES | | 39 | 12 | 24% | 51 |
| GULFVIEW MEDICAL INSTITUTE | | 51 | | | 51 |
| GATEWAY CARE CENTER | | 50 | 1 | 2% | 51 |
| BARRY UNIVERSITY STUDENT HEALTH SERVICES | | 37 | 14 | 27% | 51 |
| TRINITY AL SENIOR HOUSING LLC | | 45 | 6 | 12% | 51 |
| ALEXANDER NININGER STATE VETERANS | | 51 | | | 51 |
| APOLLOMDX LABS | | 29 | 22 | 43% | 51 |
| AU HEALTH | | 38 | 13 | 25% | 51 |
| AVANTE ST CLOUD | | 48 | 3 | 6% | 51 |
| KINDRED AT HOME | | 42 | 8 | 16% | 50 |
| GENEDX | | 37 | 13 | 26% | 50 |
| ORCHID COVE AT DAYTONA | | 45 | 5 | 10% | 50 |
| PARTICLE THEORY LABS | | 47 | 3 | 6% | 50 |
| PENNSYLVANIA DEPARTMENT OF HEALTH BUREAU OF LABORATORIES | | | 50 | 100% | 50 |
| BUECHELE DENTAL PA DBA CLERMONT FAMILY DENTISTRY | | 41 | 9 | 18% | 50 |
| BROOKDALE CENTRE POINTE | | 50 | | | 50 |
| ALLIANCE PEDIATRICS | | 24 | 26 | 52% | 50 |
| THOMAS INTERNAL MEDICINE | | 42 | 8 | 16% | 50 |
| PALM RIVER COMMUNITY HEALTH CENTER | | 45 | 5 | 10% | 50 |
| BOND AND STEELE CLINIC, PA | | 41 | 9 | 18% | 50 |
| BISHOP GRADY VILLAS | | 49 | 1 | 2% | 50 |
| FINLAY CLINICAL LABORATORY | | 20 | 30 | 60% | 50 |
| ARIZONA DEPARTMENT OF HEALTH SERVICES | | | 50 | 100% | 50 |
| FLORIDA HEALTH CARE | | 6 | 44 | 88% | 50 |
| MINUTECLINIC DIAGNOSTIC | | 46 | 4 | 8% | 50 |
| APLS SERVICES LLC D/B/A CLEAR DIAGNOSTICS | 5 | 45 | | | 50 |
| GENESIS DERMATOLOGY | | 46 | 4 | 8% | 50 |
| SOLARIS SENIOR LIVING NORTH NAPLES | | 48 | 1 | 2% | 49 |
| SUPERIOR RESIDENCES OF LECANTO | | 34 | 15 | 31% | 49 |
| COOPER FAMILY MEDICAL, PLLC | | 40 | 9 | 18% | 49 |
| VALENCIA HOUSE ALF | | 49 | | | 49 |
| BAYCARE HEALTH SYSTEMS | | 2 | 47 | 96% | 49 |
| ADVENT HEALTH - MOUNT DORA | | 9 | 40 | 82% | 49 |
| Summit Medical Group, Pa DbA Citymd | | 45 | 4 | 8% | 49 |
| USF | | 1 | 48 | 98% | 49 |
| SOFT CELL LABORATORIES | | 45 | 4 | 8% | 49 |
| GOOD HEARTS COVID TESTING | | 8 | 41 | 84% | 49 |
| ALLEGRO | | 47 | 2 | 4% | 49 |

COVID-19: testing by laboratory

Data through Jan 31, 2021 verified as of Feb 1, 2021 at 09:25 AM

Data in this report are provisional and subject to change.

The numbers in the table below represent the number of Florida and non-Florida residents for whom test results were received by the Department of Health. A person can be tested by more than one laboratory and can have both positive and negative results. **Therefore, the sum of the numbers in each column will be larger than the total number of people tested.**

| Reporting lab | Inconclusive | Negative | Positive | Percent positive | Total |
|---|--------------|----------|----------|------------------|-------|
| TROY REGIONAL MEDICAL CENTER | | 39 | 10 | 20% | 49 |
| ADVENT HEALTH CENTRA CARE - EAST ORLANDO | | 21 | 28 | 57% | 49 |
| CALADIUM PEDIATRICS | | 45 | 4 | 8% | 49 |
| MEASE COUNTRYSIDE HOSPITAL | | | 49 | 100% | 49 |
| PANCARE HEALTH - JACKSON COUNTY | | 38 | 11 | 22% | 49 |
| SARATOGA HOSPITAL LABORATORY | | 44 | 5 | 10% | 49 |
| BAY REGIONAL URGENT CARE | 1 | 29 | 19 | 39% | 49 |
| MARQUIS LABS, LLC | | 49 | | | 49 |
| CAREMED INTERNAL MEDICINE | | 30 | 18 | 38% | 48 |
| EXPRESS DOCS LLC | | | 48 | 100% | 48 |
| NAPLES PEDIATRICS INC□ | | 43 | 5 | 10% | 48 |
| HAZELDEN FLORIDA | | 46 | 2 | 4% | 48 |
| CORNERSTONE MEDICAL CARE OF BRANDON PL | | 43 | 5 | 10% | 48 |
| HIALEAH HOSPITAL RESPIRATORY DEPT | | | 48 | 100% | 48 |
| TRADITIONAL HOME HEALTH OF PALM BEACH INC | | 47 | 1 | 2% | 48 |
| INTERNAL MEDICINE ASSOCIATES PA | | 44 | 4 | 8% | 48 |
| BAY CENTER HURRICANE SHELTER | | 48 | | | 48 |
| INN AT THE FOUNTAINS, THE | | 34 | 14 | 29% | 48 |
| NORTH FLORIDA MEDICAL CENTER | | 44 | 4 | 8% | 48 |
| UNIVERSTIY CENTER MEDICAL LLC DBA | 1 | 44 | 3 | 6% | 48 |
| HARMONY CLINIC | | 1 | 47 | 98% | 48 |
| NORTHBROOK CENTER FOR□ | | 47 | 1 | 2% | 48 |
| ST PETERSBURG PEDIATRICS-MLK JUNIOR BLVD | | 43 | 5 | 10% | 48 |
| RAINBOW PEDIATRICS PC LLC / BREAKFAST POINT | | 38 | 10 | 21% | 48 |
| PREMIER MEDICAL ASSOCIATES | | 46 | 2 | 4% | 48 |
| BIOIQ | | | 48 | 100% | 48 |
| DOH | | 23 | 25 | 52% | 48 |
| COURTYARD GARDENS OF JUPITER | | 48 | | | 48 |
| L&S SENIOR CARE DBA ARCADIA OAKS | 1 | 47 | | | 48 |
| NORTH BEACH REHABILITATION CENTER | | 46 | 1 | 2% | 47 |
| PEDIATRIC CARE CENTER- JACKSONVILLE BEACH | | 19 | 28 | 60% | 47 |
| FHMG- FLORIDA HOSPITAL MEDICAL GROUP | | 37 | 10 | 21% | 47 |
| VITAS HEALTHCARE CORP OF FLORIDA | | 47 | | | 47 |
| CAPE REGIONAL MEDICAL CENTER | | 45 | 2 | 4% | 47 |
| NAVARRE GARDENS | | 41 | 6 | 13% | 47 |
| ROCHESTER GENERAL HOSPITAL LABORATORY | | 43 | 4 | 9% | 47 |
| INTERLAB | | 1 | 46 | 98% | 47 |
| BARNES HEALTHCARE OF FLORIDA LLC | | 44 | 3 | 6% | 47 |
| GRAND OAKS OF PALM CITY LLC□ | 1 | 40 | 6 | 13% | 47 |
| Jupiter Medical Center Pavilion | | 46 | 1 | 2% | 47 |
| INN AT ASTON GARDENS AT PELICAN POINTE,THE | | 43 | 4 | 9% | 47 |
| MEDLOGIC LABORATORIES | | 3 | 44 | 94% | 47 |
| POPLAR HEALTHCARE PLLC | 1 | 11 | 34 | 74% | 46 |
| MINUTECLINIC DIAGNOSTIC OF NORTH CARO | | 41 | 5 | 11% | 46 |
| KAPG ST AUGUSTINE SENIOR HOUSING OPCO LLC | | 37 | 9 | 20% | 46 |
| PREMIER PLACE HEALTHCARE AT THE GLENVIEW | | 46 | | | 46 |

COVID-19: testing by laboratory

Data through Jan 31, 2021 verified as of Feb 1, 2021 at 09:25 AM

Data in this report are provisional and subject to change.

The numbers in the table below represent the number of Florida and non-Florida residents for whom test results were received by the Department of Health. A person can be tested by more than one laboratory and can have both positive and negative results. **Therefore, the sum of the numbers in each column will be larger than the total number of people tested.**

| Reporting lab | Inconclusive | Negative | Positive | Percent positive | Total |
|--|--------------|----------|----------|------------------|-------|
| THE TERRACE OF JACKSONVILLE | | 3 | 43 | 93% | 46 |
| ROCKLEDGE REGIONAL MEDICAL CENTER | | 30 | 16 | 35% | 46 |
| ADVENT HEALTH MEDICAL GROUP OB GYN AT | | 40 | 6 | 13% | 46 |
| GRAND ST PAUL CVS | | 46 | | | 46 |
| COLLIER BLVD HMA PHYSICIAN MANAGEMENT LLC | | 46 | | | 46 |
| HARTFORD HEALTH SERVICES LLC | | 46 | | | 46 |
| H LEE MOFFITT CANCER CENTER MICRO | | 46 | | | 46 |
| SOUTHEAST ALABAMA MEDICAL CENTER | | | 46 | 100% | 46 |
| LITTLE NECK URGENT CARE | | 44 | 2 | 4% | 46 |
| EAST MANATEE FAMILY | 1 | 1 | 44 | 96% | 46 |
| HEALTH FIRST - CAPE CANAVERAL HOSPITAL | | 1 | 45 | 98% | 46 |
| DAVID POSNACK JEWISH DAY SCHOOL | | 45 | | | 45 |
| WEST ISLIP URGENT CARE | | 42 | 3 | 7% | 45 |
| MINUTECLINIC DIAGNOSTIC OF SOUTH CARO | | 36 | 9 | 20% | 45 |
| MOBILE DOC FL, LLC | | 29 | 16 | 36% | 45 |
| ST CLOUD PHYSICIAN MANAGEMENT LLC DBA ST CLOUD | | 27 | 18 | 40% | 45 |
| SOUTHPORT SQUARE HARBOUR HEALTH | | 45 | | | 45 |
| UNIVERSITY OF CENTRAL FLORIDA HEALTH SERVICES | | 45 | | | 45 |
| WINTER GARDEN REHAB AND NURSING CENTER | | 41 | 4 | 9% | 45 |
| REDI-MED WALK-IN FAMILY CARE | | | 45 | 100% | 45 |
| ST VINCENT'S AMBULATORY CARE INC DBA | 2 | 35 | 8 | 18% | 45 |
| ADVENT HEALTH EXPRESS CARE | | 4 | 40 | 91% | 44 |
| CVS | | 3 | 41 | 93% | 44 |
| ALLIANCE OF PHYSICIANS AGAINST COVID-19 | | | 44 | 100% | 44 |
| BERNHARDT LABORATORIES | 1 | 9 | 34 | 77% | 44 |
| QHC UPSTATE MEDICAL PC | | 36 | 8 | 18% | 44 |
| STUART URGENT CARE | | | 44 | 100% | 44 |
| NEOGENOMICS LABORATORIES INC | | 44 | | | 44 |
| ADVENT HEALTH - LAKE MARY | | 36 | 8 | 18% | 44 |
| MOOSEHAVEN LIFE CARE CENTER | | 44 | | | 44 |
| PRECISION HEALTH SOLUTIONS LAB | | 9 | 35 | 80% | 44 |
| TITUSVILLE FAMILY PRACTICE | | 16 | 28 | 64% | 44 |
| PEDIATRICS OF CENTRAL FLORIDA - SAINT CLOUD | 2 | 40 | 2 | 5% | 44 |
| RADIOLOGY ASSOCIATES OF VENICE AND ENGLEWOOD | | 41 | 2 | 5% | 43 |
| Guardian Care Nursing and Rehabilitation Center | | 43 | | | 43 |
| FLORIDA HEALTH CARE DELAND | | | 43 | 100% | 43 |
| GOLDEN POND COMMUNITIES | | 43 | | | 43 |
| FLORIDA DEPARTMENT OF HEALTH IN WALTON COUNTY | | 35 | 8 | 19% | 43 |
| CAN COMMUNITY HEALTH | | 42 | 1 | 2% | 43 |
| LAKE MARY KIDS CENTRA CARE | | 33 | 10 | 23% | 43 |
| FLORIDA HOSPITAL | | 27 | 16 | 37% | 43 |
| GENTIVA HEALTH SERVICES CERTIFIED INC | | 40 | 3 | 7% | 43 |
| TOWERS HOME CARE | | 40 | 3 | 7% | 43 |
| FAMILY EXTENDED CARE OF WINTER HAVEN | | 41 | 2 | 5% | 43 |
| PATRICK AIR FORCE BASE | | 3 | 40 | 93% | 43 |
| Palms at Ponte Vedra Assisted Living and Memory Care | | 42 | 1 | 2% | 43 |

COVID-19: testing by laboratory

Data through Jan 31, 2021 verified as of Feb 1, 2021 at 09:25 AM

Data in this report are provisional and subject to change.

The numbers in the table below represent the number of Florida and non-Florida residents for whom test results were received by the Department of Health. A person can be tested by more than one laboratory and can have both positive and negative results. **Therefore, the sum of the numbers in each column will be larger than the total number of people tested.**

| Reporting lab | Inconclusive | Negative | Positive | Percent positive | Total |
|--|--------------|----------|----------|------------------|-------|
| BLISS HEALTHCARE SERVICES | | 24 | 19 | 44% | 43 |
| BRANCH MEDICAL CLINIC | | | 43 | 100% | 43 |
| Flagler Health and Rehabilitation | | 42 | 1 | 2% | 43 |
| PEDIATRIC ASSOCIATES AT ARGYLE PA | | 40 | 3 | 7% | 43 |
| LEVY COUNTY DEPARTMENT OF HEALTH | | 30 | 12 | 29% | 42 |
| WOLFF CTR FOR CHILD & ADOLESCENT HEALTH PLLC,THE | | 26 | 16 | 38% | 42 |
| CLINICAL LABORATORY | | 42 | | | 42 |
| UNIVERSITY OF WEST FLORIDA, THE | | 42 | | | 42 |
| TGH URGENT CARE POWERED BY FAST TRACK | | | 42 | 100% | 42 |
| DELCARE PA | | 33 | 9 | 21% | 42 |
| ECOLAB GROUP | | 8 | 34 | 81% | 42 |
| WALGREENS #10373 | | 41 | 1 | 2% | 42 |
| PRINCETON VILLAGE□ | | 39 | 3 | 7% | 42 |
| Atlantic Shore Nursing and Rehab | | 42 | | | 42 |
| Citymd Of Toms River | | 36 | 6 | 14% | 42 |
| TREASURE COAST FORENSIC TREATMENT CTR | | 21 | 21 | 50% | 42 |
| LARA HEALTH AND WELLNESS CENTER LLC | | 42 | | | 42 |
| PHILLIPPE RIDGE | | 29 | 12 | 29% | 41 |
| LAKE WALES OPERATING GROUP LLC | | 37 | 4 | 10% | 41 |
| BRONX LEBANON HOSPITAL-MEDICAL CENTER | | 37 | 4 | 10% | 41 |
| FLORIDA HOSPITAL NEW SMYRNA | | 4 | 37 | 90% | 41 |
| ATRIA PARK OF LAKE FOREST (WG HERITAGE LF LLC) | | 40 | 1 | 2% | 41 |
| SH HERON EAST LLC□ | | 41 | | | 41 |
| ADVENT HEALTH - LAKE WALES | | 29 | 12 | 29% | 41 |
| NEW YORK PRESBYTERIAN - QUEENS DIAGNOSTIC | | 40 | 1 | 2% | 41 |
| FHMG_CTR FOR SENIOR HEALTH | | 36 | 5 | 12% | 41 |
| CITYMD OF MANAHAWKIN | | 39 | 2 | 5% | 41 |
| PEDIATRICS OF CENTRAL FLORIDA KISSI | | 33 | 8 | 20% | 41 |
| MAIMONIDES-SHALOM ACADEMY, INC | | 40 | 1 | 2% | 41 |
| URGENT CARE & WELLNESS CENTER | | 10 | 30 | 75% | 40 |
| CAPITAL REGIONAL MEDICAL CENTER | | 2 | 38 | 95% | 40 |
| DOH-WEST PALM BEACH BRANCH LABORATORY | | 2 | 38 | 95% | 40 |
| WALGREENS 3145 | | 37 | 3 | 8% | 40 |
| PRIDE DIAGNOSTICS | | 24 | 16 | 40% | 40 |
| LINCOLN DIAGNOSTIC LAB | | 38 | 2 | 5% | 40 |
| ROSECASTLE OF JACKSONVILLE LLC | | 39 | 1 | 3% | 40 |
| FAST PACE MEDICAL CLINIC, PLLC | | 35 | 5 | 13% | 40 |
| NOMI HEALTH LAB SERVICES LLC | | 1 | 39 | 98% | 40 |
| CLINICAL PATHOLOGY LABORATORIES, INC | | 40 | | | 40 |
| PACIFICA SENIOR LIVING OCALA | | 35 | 5 | 13% | 40 |
| SOS MOBILE MEDICAL CARE LLC | | 30 | 10 | 25% | 40 |
| FIRST CHOICE URGENT CARE | | 10 | 30 | 75% | 40 |
| NIGHT LITE PEDIATRICS CENTER LLC | | 8 | 31 | 79% | 39 |
| HOME CARE PHARMACY | | 39 | | | 39 |
| CLINICAL RESEARCH SEQUENCING PLATFORM | | 8 | 31 | 79% | 39 |
| MEDEX MEDICAL EXPRESS OF PALATKA LLC | | | 39 | 100% | 39 |

COVID-19: testing by laboratory

Data through Jan 31, 2021 verified as of Feb 1, 2021 at 09:25 AM

Data in this report are provisional and subject to change.

The numbers in the table below represent the number of Florida and non-Florida residents for whom test results were received by the Department of Health. A person can be tested by more than one laboratory and can have both positive and negative results. **Therefore, the sum of the numbers in each column will be larger than the total number of people tested.**

| Reporting lab | Inconclusive | Negative | Positive | Percent positive | Total |
|--|--------------|----------|----------|------------------|-------|
| NORTH CENTRAL BRONX HOSPITAL | | 37 | 2 | 5% | 39 |
| LOURDES HOSPITAL INC | | 37 | 2 | 5% | 39 |
| NEXT MOLECULAR ANALYTICS | | 9 | 30 | 77% | 39 |
| BAY COUNTY JAIL ANNEX | | 34 | 5 | 13% | 39 |
| JUNIPER VILLAGE AT CAPE CORAL | | 34 | 5 | 13% | 39 |
| CENTRA CARE - LAKE NONA | | 3 | 36 | 92% | 39 |
| BETHUNE-COOKMAN UNIVERSITY | | 21 | 18 | 46% | 39 |
| LIFESTREAM BEHAVIORIAL CENTER | | 22 | 17 | 44% | 39 |
| LINCOLN MEDICAL AND MENTAL HEALTH CENTER | | 37 | 2 | 5% | 39 |
| CEDAR CREEK AT KINGS BAY INC | | 39 | | | 39 |
| MENORAH HOUSE | | 38 | 1 | 3% | 39 |
| CDR MAGUIRE INC | 1 | 7 | 31 | 79% | 39 |
| ERDOX | | 37 | 2 | 5% | 39 |
| PUTNAM COUNTY SHERIFFS OFFICE | | 33 | 5 | 13% | 38 |
| SURFSIDE URGENT CARE | | 26 | 12 | 32% | 38 |
| PRACTICE MANAGEMENT OF AMERICA, INC. | | 7 | 31 | 82% | 38 |
| MICHAEL AKPEKE MD | | 29 | 9 | 24% | 38 |
| ADVENTIST HEALTH SYSTEM FLORIDA | | 26 | 12 | 32% | 38 |
| FELICIDAD MEDICAL CENTER | | | 38 | 100% | 38 |
| LONGLEAF DIAGNOSTIC LABORATORIES | | 10 | 28 | 74% | 38 |
| UNIVERSITY OF ALABAMA | | 35 | 3 | 8% | 38 |
| METROPOLITAN HOSPITAL CENTER | | 35 | 3 | 8% | 38 |
| EC OPCO PENSACOLA, LLC | | 38 | | | 38 |
| MOLECULAR DIAGNOSTICS | | 5 | 33 | 87% | 38 |
| MINUTECLINIC DIAGNOSTIC OF KANSAS, PA | | 32 | 6 | 16% | 38 |
| BOND CLINIC, PA | | 9 | 29 | 76% | 38 |
| AUTUMN OF SARASOTA | | 12 | 26 | 68% | 38 |
| FLORIDA DEPARMENT OF HEALTH CLAY COUNTY | | 25 | 13 | 34% | 38 |
| HOMEWOOD RESIDENCE AT FREEDOM PLAZA | | 37 | 1 | 3% | 38 |
| CCRC @ SUNFLOWER LLC | | 35 | 3 | 8% | 38 |
| MISSION OAKS ASSISTED LIVING | | 36 | 2 | 5% | 38 |
| BENTON HOUSE OF ST. JOHNS | | 36 | 2 | 5% | 38 |
| ONE MILO | | 37 | | | 37 |
| CONNECTICUT DEPARTMENT OF HEALTH | | 22 | 15 | 41% | 37 |
| University Hills health and Rehabilitation | | 27 | 10 | 27% | 37 |
| PLAINVIEW URGENT CARE | | 35 | 2 | 5% | 37 |
| NORTHWELL HEALTH PLAINVIEW HOSPITAL LABORATORY | | 28 | 9 | 24% | 37 |
| HR SARASOTA OPERATOR LLC | | 25 | 12 | 32% | 37 |
| PATHOGENIUS LABORATORIES | | 30 | 7 | 19% | 37 |
| BETHESDA HEALTH URGENT CARE | | 1 | 36 | 97% | 37 |
| FAMILY EXTENDED CARE OF SEBRING INC | | 35 | 2 | 5% | 37 |
| BOULEVARD REHABILITATION CENTER | | 24 | 13 | 35% | 37 |
| PALM BAY HOSPITAL | | | 37 | 100% | 37 |
| HOLZER HEALTH CENTER | | 5 | 32 | 86% | 37 |
| PONCE THERAPY CARE CENTER | | 34 | 3 | 8% | 37 |
| THE COLLIER AT NAPLES | | 36 | 1 | 3% | 37 |

COVID-19: testing by laboratory

Data through Jan 31, 2021 verified as of Feb 1, 2021 at 09:25 AM

Data in this report are provisional and subject to change.

The numbers in the table below represent the number of Florida and non-Florida residents for whom test results were received by the Department of Health. A person can be tested by more than one laboratory and can have both positive and negative results. **Therefore, the sum of the numbers in each column will be larger than the total number of people tested.**

| Reporting lab | Inconclusive | Negative | Positive | Percent positive | Total |
|--|--------------|----------|----------|------------------|-------|
| STEWARD MEDICAL GROUP, INC | | 21 | 16 | 43% | 37 |
| MAUREEN OROURKE-FUTEY | | | 37 | 100% | 37 |
| LABCORP BURLINGTON | | 14 | 23 | 62% | 37 |
| MINUTE CLINIC INCORPORATE | | 30 | 6 | 17% | 36 |
| SOLARIS SENIOR LIVING OF MERRITT ISLAND | | 35 | 1 | 3% | 36 |
| BVL/LITTLE ANGEL PEDIATRICS | | 36 | | | 36 |
| CINNAMON COVE ALF | | 36 | | | 36 |
| SPRING MANOR ASSISTED LIVING | | 36 | | | 36 |
| CITRUS COUNTY HEALTH DEPARTMENT | | 33 | 3 | 8% | 36 |
| ISLAND URGENT CARE PLLC | | 35 | 1 | 3% | 36 |
| SOUTH LAKE PEDIATRICS | | 34 | 2 | 6% | 36 |
| TAYLORVILLE FAMILY MEDICINE | | 29 | 7 | 19% | 36 |
| ACCURATE DIAGNOSTIC LAB | | 35 | 1 | 3% | 36 |
| HERNANDO ENDOSCOPY AND SURGERY CENTER | | 28 | 8 | 22% | 36 |
| BRIDGEVIEW CENTER LLC | | 27 | 9 | 25% | 36 |
| CENTRAL FLORIDA PEDIATRICS | | 13 | 23 | 64% | 36 |
| TOTAL CARE PLUS LLC | | | 35 | 100% | 35 |
| TERRACE AT HOBE SOUND, THE | 1 | 31 | 3 | 9% | 35 |
| WUESTHOFF MEMORIAL HOSPITAL | | | 35 | 100% | 35 |
| MARIANNA HEALTH AND REHABILITATION CENTER | | 34 | 1 | 3% | 35 |
| NEUROINTERNATIONAL SARASOTA | | 32 | 3 | 9% | 35 |
| BARNETT PARK | | | 35 | 100% | 35 |
| PANCARE HEALTH - FREEPORT CLINIC SUITE B | | 28 | 7 | 20% | 35 |
| BAYSHORE PATHOLOGY CONSULTANTS PA | | 34 | 1 | 3% | 35 |
| IRL | | 4 | 31 | 89% | 35 |
| RAPID RELIABLE TESTING NY LLC | | 31 | 4 | 11% | 35 |
| ST AUGUSTINE PEDIATRIC ASSOC | | 31 | 4 | 11% | 35 |
| UNION MEDICAL CARE PLLC | | 35 | | | 35 |
| ADVENT HEALTH - FISH MEMORIAL | | 2 | 33 | 94% | 35 |
| IMA MEDICAL GROUP POINCIANA | | 14 | 21 | 60% | 35 |
| PERSONAL PEDIATRICS | | 31 | 4 | 11% | 35 |
| P23 LABS | | 35 | | | 35 |
| SAN CARLOS PHARMACY | | 32 | 3 | 9% | 35 |
| BEEHIVE HOMES OF GULF BREEZE | | 19 | 16 | 46% | 35 |
| RASHDA ALBIBI M.D. P.A. | | 31 | 3 | 9% | 34 |
| BIOFIRE | | 7 | 27 | 79% | 34 |
| TUSCAN GARDENS OF DELRAY BEACH MANAGEMENT COMPANY, | | 34 | | | 34 |
| PREMIER COMMUNITY HEALTHCARE GROUP INC | | 33 | 1 | 3% | 34 |
| MORTON PLANT | | | 34 | 100% | 34 |
| SAFARI PEDIATRICS PA | | 33 | 1 | 3% | 34 |
| PENSACOLA DEVELOPMENTAL CENTER | | 18 | 16 | 47% | 34 |
| STAT ONE URGENT CARE CENTER | | 2 | 32 | 94% | 34 |
| THE MERIDIAN AT BOCA RATON | 1 | 33 | | | 34 |
| WEST | | 21 | 13 | 38% | 34 |
| POARCH BANC CREEK INDIANS TRIBAL HEALTH DEPARTMENT | | | 34 | 100% | 34 |
| CSL PLASMA INC | | 7 | 27 | 79% | 34 |

COVID-19: testing by laboratory

Data through Jan 31, 2021 verified as of Feb 1, 2021 at 09:25 AM

Data in this report are provisional and subject to change.

The numbers in the table below represent the number of Florida and non-Florida residents for whom test results were received by the Department of Health. A person can be tested by more than one laboratory and can have both positive and negative results. **Therefore, the sum of the numbers in each column will be larger than the total number of people tested.**

| Reporting lab | Inconclusive | Negative | Positive | Percent positive | Total |
|--|--------------|----------|----------|------------------|-------|
| CROSSROADS URGENT CARE | | 20 | 14 | 41% | 34 |
| REDI-MED WALK IN FAMILY CLINIC | | | 34 | 100% | 34 |
| PARAMOUNT WALK-IN CLINIC | | 1 | 33 | 97% | 34 |
| DEVELOPMENTAL DISABILITIES DEFENDANT PROGRAM | | 32 | 2 | 6% | 34 |
| ERIC C MRSHAL, MD, PC #1842 | | 32 | 2 | 6% | 34 |
| COLLIER HMA PHYSICIAN MANAGEMENT LLC | | 26 | 8 | 24% | 34 |
| S-H THIRTY FIVE OPCO - LUTZ, LLC | | 32 | 1 | 3% | 33 |
| WG EVERGREEN WOODS SH LLC | | 33 | | | 33 |
| CALHOUN COUNTY HEALTH DEPT | | 13 | 20 | 61% | 33 |
| KINDRED HOSPITAL CENTRAL TAMPA BLOOD GAS | 1 | 30 | 2 | 6% | 33 |
| GREENRIDGE GROUP HOME | 3 | 11 | 19 | 58% | 33 |
| INNOVATION CLINICAL TRIALS, INC | | | 33 | 100% | 33 |
| AHSE ROP | | 32 | 1 | 3% | 33 |
| PARKSIDE HEALTH AND REHABILITATION CENTER | | | 33 | 100% | 33 |
| University Hospital | | 28 | 5 | 15% | 33 |
| BOND CLINIC | | 3 | 30 | 91% | 33 |
| METRO KNOXVILLE HMA | | 25 | 8 | 24% | 33 |
| BELVEDERE COMMONS OF SUN CITY CENTER | | 33 | | | 33 |
| MINUTECLINIC DIAGNOSTIC OF NEW JERSEY | | 27 | 6 | 18% | 33 |
| 325TH MEDICAL GROUP | | 33 | | | 33 |
| ST. MARYS MEDICAL CENTER | | 1 | 32 | 97% | 33 |
| STETSON UNIVERSITY STUDENT HEALTH CENTER | | 3 | 30 | 91% | 33 |
| JENNIFER J CHIAVETTA-GRISANTI DC | | 24 | 9 | 27% | 33 |
| PHOSPHORUS DIAGNOSTICS | | 27 | 6 | 18% | 33 |
| SANFORD MOBILE LAB PGA TOUR | | 32 | 1 | 3% | 33 |
| MAINSTREET FAMILY URGENT CARE | | 1 | 32 | 97% | 33 |
| AYERS NURSING AND REHABILITATION CENTER | | 33 | | | 33 |
| MANORCARE AT LELY PALMS | | 29 | 4 | 12% | 33 |
| LONG ISLAND JEWISH MED CTR | | 30 | 3 | 9% | 33 |
| MEDCOMP SCIENCES | | | 33 | 100% | 33 |
| ATRIA WILLOW WOOD | | 32 | 1 | 3% | 33 |
| PHYSICIAN ASSOCIATES LLC | | 26 | 7 | 21% | 33 |
| Kensington Gardens | | 33 | | | 33 |
| PRMG - EAST NAPLES | | 23 | 10 | 30% | 33 |
| S-H THIRTY FIVE OPCO - ORANGE CITY, LLC | | 24 | 9 | 27% | 33 |
| OPIS COQUINA CENTER | | 32 | | | 32 |
| PATRICK MANOR INCORPORATED | | 32 | | | 32 |
| Heartland Health Care Center North Sarasota | | 18 | 14 | 44% | 32 |
| VILLAGE ON THE ISLE | | 27 | 5 | 16% | 32 |
| ANDALUSIA HEALTH | | 16 | 16 | 50% | 32 |
| IPSUM DIAGNOSTICS | | 3 | 29 | 91% | 32 |
| ADVENT HEALTH - WESTCHASE ER | | 26 | 6 | 19% | 32 |
| HOLY NAME HOSPITAL LABORATORY | | 31 | 1 | 3% | 32 |
| NORTH CAROLINA DEPARTMENT OF HEALTH & HUMAN SERVICES | 1 | | 31 | 97% | 32 |
| WESTMINSTER ST AUGUSTINE | | 32 | | | 32 |
| PROMEDICA SENIOR LIVING | | 31 | 1 | 3% | 32 |

COVID-19: testing by laboratory

Data through Jan 31, 2021 verified as of Feb 1, 2021 at 09:25 AM

Data in this report are provisional and subject to change.

The numbers in the table below represent the number of Florida and non-Florida residents for whom test results were received by the Department of Health. A person can be tested by more than one laboratory and can have both positive and negative results. **Therefore, the sum of the numbers in each column will be larger than the total number of people tested.**

| Reporting lab | Inconclusive | Negative | Positive | Percent positive | Total |
|--|--------------|----------|----------|------------------|-------|
| NIGHT LITE PEDIATRICS URGENT CARE CENTER | | | 32 | 100% | 32 |
| NORTH FLORIDA / SOUTH GEORGIA VETERANS HEALTH SYSTEM | | | 32 | 100% | 32 |
| NICEVILLE URGENT CARE | | 2 | 30 | 94% | 32 |
| VETERAN AFFAIRS MEDICAL CENTER - JAMES J PETERS | | 30 | 2 | 6% | 32 |
| MINUTECLINIC DIAGNOSTIC OF RHODE ISLAND, LLC #1544 | | 31 | 1 | 3% | 32 |
| Gabisa Medical LLC | | 32 | | | 32 |
| CAMPBELL URGENT CARE | | | 32 | 100% | 32 |
| AVALON PARK RETIREMENT RESIDENCE | | 31 | 1 | 3% | 32 |
| PECONIC BAY MEDICAL CENTER LABORATORY | | 24 | 8 | 25% | 32 |
| ROYAL CARE OF AVON PARK | | 29 | 3 | 9% | 32 |
| JACKSON HEALTH SYSTEM | | 1 | 31 | 97% | 32 |
| VETERANS HOME | | | 32 | 100% | 32 |
| SOUTHERN LABORATORY | | 6 | 25 | 81% | 31 |
| ABBOTT DIAGNOSTICS | | 18 | 13 | 42% | 31 |
| LabCorp L#09258130 M#09258125 | | 12 | 19 | 61% | 31 |
| TRADITIONAL HOME CARE INC | | 30 | 1 | 3% | 31 |
| SILVER LAKE PEDIATRICS PA | | 27 | 4 | 13% | 31 |
| GRAMERCY PARK URGENT CARE | | 30 | 1 | 3% | 31 |
| WG BAYPOINT VILLAGE SH LLC | | 31 | | | 31 |
| PORT SAINT JOHN FAMILY PRACTICE | | 19 | 12 | 39% | 31 |
| CDR MAGUIRE - MIAMI BEACH CC MISSION 17388 | | 2 | 29 | 94% | 31 |
| BROOKDALE CANOPY OAKS | | | 31 | 100% | 31 |
| PREMISE HEALTH MIA | | 1 | 30 | 97% | 31 |
| MOBILE MEDICAL ASSOCIATES PL | | 9 | 22 | 71% | 31 |
| INSTITUTE OF PATHOLOGY KINGS COUNTY | | 31 | | | 31 |
| COLLIER ANESTHESIA PAIN LLC | | 31 | | | 31 |
| SOUTHSIDE HOSPITAL NORTHWELL HEALTH LABORATORY | | 27 | 4 | 13% | 31 |
| BRP SH OPCO LLC | | 31 | | | 31 |
| DISCOVERY COMMONS AT BRADENTON | | 31 | | | 31 |
| REGENCY PARK ASSISTED LIVING FACILITY | | 29 | 2 | 6% | 31 |
| CLINCLOUD, LLC | | | 30 | 100% | 30 |
| BAHIA OAKS LODGE | | 28 | 2 | 7% | 30 |
| AMEERAH LABS | | | 30 | 100% | 30 |
| WESTWOOD NURSING AND REHABILITATION | | 28 | 2 | 7% | 30 |
| ADVENT HEALTH PRIMARY CARE PLUS, WINTER GARDEN | | 26 | 4 | 13% | 30 |
| Okeechobee Health Care Facility | | 16 | 14 | 47% | 30 |
| WAVE CREST HEALTH AND REHABILITATION CENTER | | 30 | | | 30 |
| Baldwin Pediatrics | | 28 | 2 | 7% | 30 |
| THE TERRACE AT IVY ACRES ALF | | 11 | 19 | 63% | 30 |
| MAKO MEDICAL | | 16 | 14 | 47% | 30 |
| ENCOMPASS HEALTH REHABILITATION HOSPITAL OF LARGO | | 27 | 3 | 10% | 30 |
| HERITAGE WATERSIDE | | 27 | 3 | 10% | 30 |
| LAKELAND REGIONAL HEALTH GATEWAY CENTER | | 7 | 23 | 77% | 30 |
| HIGHLANDS LAKE CENTER | | 27 | 3 | 10% | 30 |
| UNION MEDICAL CARE | | 29 | | | 29 |
| Consulate Health Care of Orange Park | | 27 | 2 | 7% | 29 |

COVID-19: testing by laboratory

Data through Jan 31, 2021 verified as of Feb 1, 2021 at 09:25 AM

Data in this report are provisional and subject to change.

The numbers in the table below represent the number of Florida and non-Florida residents for whom test results were received by the Department of Health. A person can be tested by more than one laboratory and can have both positive and negative results. **Therefore, the sum of the numbers in each column will be larger than the total number of people tested.**

| Reporting lab | Inconclusive | Negative | Positive | Percent positive | Total |
|--|--------------|----------|----------|------------------|-------|
| MIDDLETOWN MEDICAL P C | | 20 | 9 | 31% | 29 |
| PALM GARDEN OF JACKSONVILLE | | 27 | 2 | 7% | 29 |
| COMPREHENSIVE CHILDCARE | | 23 | 6 | 21% | 29 |
| SUWANNEE COUNTY SHERIFF OFFICE | | 26 | 3 | 10% | 29 |
| KEY WEST MEDICAL CENTER | 1 | 27 | 1 | 3% | 29 |
| EVERLYWELL | | 16 | 13 | 45% | 29 |
| FLORIDA DEPARTMENT OF HEALTH IN MONROE COUNTY | | 26 | 3 | 10% | 29 |
| WASHINGTON COUNTY HEALTH DEPARTMENT | | 17 | 12 | 41% | 29 |
| PRO HEALTH HARMONY | | 29 | | | 29 |
| ORANGE PARK PEDIATRICS | | 23 | 6 | 21% | 29 |
| P4CLINICAL | 3 | 2 | 24 | 83% | 29 |
| NEMOURS CHILDRENS CLINIC | | 22 | 7 | 24% | 29 |
| CAREATC CITY OF TAMPA | | 21 | 8 | 28% | 29 |
| HARMONY HEALTH OPCO, LLC | | 15 | 14 | 48% | 29 |
| NURSES HELPING HANDS INC ALF | | 29 | | | 29 |
| UNIV OF ROCHESTER-STRONG MEMORIAL HOSP | | 28 | 1 | 3% | 29 |
| MINUTE CLINIC LLC #2216 | | 27 | 2 | 7% | 29 |
| SUNTREE INTERNAL MEDICINE | | 29 | | | 29 |
| ADVENT HEALTH - TIMBERRIDGE ER | | 22 | 7 | 24% | 29 |
| WALK IN MEDICAL URGENT CARE | | 29 | | | 29 |
| ST JOHNS COUNTY DETENTION CENTER | | 29 | | | 29 |
| MICHAEL J D'AMBROSE MD PA | | 26 | 2 | 7% | 28 |
| KEY PRIMARY CARE | | | 28 | 100% | 28 |
| PANCARE HEALTH - BAY COUNTY - YOUNGSTOWN | | 25 | 3 | 11% | 28 |
| HEALTH FIRST - VIERA HOSPITAL | | 1 | 27 | 96% | 28 |
| MICHIGAN DEPARTMENT OF HEALTH AND HUMAN SERVICES | | | 28 | 100% | 28 |
| LUTHERAN HAVEN EXTENDED CONGREGATE CAR | | 28 | | | 28 |
| BONIFAY NURSING AND REHAB CENTER | | | 28 | 100% | 28 |
| COMMUNITY MEDICAL CARE CENTER INC | | | 28 | 100% | 28 |
| MORTON PLANT HOSPITAL NURSING | | | 28 | 100% | 28 |
| NIGHT LITE PEDIATRIC CENTER | | 10 | 18 | 64% | 28 |
| EDEN AT CRESTVIEW | | 12 | 16 | 57% | 28 |
| ACTIVE SENIOR LIVING | | 26 | 2 | 7% | 28 |
| ROYAL PALM SENIOR RESIDENCE | | 28 | | | 28 |
| BOCA BIOLISTIC REFERENCE LAB | | | 28 | 100% | 28 |
| PORT ST LUCIE HOSPITAL | | 25 | 3 | 11% | 28 |
| CARE 4 U MANAGEMENT, INC | | | 28 | 100% | 28 |
| RENAISSANCE AT THE TERRACES | | 27 | 1 | 4% | 28 |
| RENAISSANCE SENIOR LIVING | 1 | 27 | | | 28 |
| LAKELAND NURSING AND REHABILITATION CENTER | | | 28 | 100% | 28 |
| CDC | | 17 | 11 | 39% | 28 |
| REGENCY OAKS HEALTH CENTER | | 26 | 2 | 7% | 28 |
| UCLA HEALTHCARE CLINICAL LABS | | 23 | 4 | 15% | 27 |
| RIVERHEAD URGENT CARE | | 26 | 1 | 4% | 27 |
| HEALTHPARK MEDICAL CENTER ABG LAB | | 26 | 1 | 4% | 27 |
| LAKE MARY - STIRLING CENTER SUITE 202 | | | 27 | 100% | 27 |

COVID-19: testing by laboratory

Data through Jan 31, 2021 verified as of Feb 1, 2021 at 09:25 AM

Data in this report are provisional and subject to change.

The numbers in the table below represent the number of Florida and non-Florida residents for whom test results were received by the Department of Health. A person can be tested by more than one laboratory and can have both positive and negative results. **Therefore, the sum of the numbers in each column will be larger than the total number of people tested.**

| Reporting lab | Inconclusive | Negative | Positive | Percent positive | Total |
|--|--------------|----------|----------|------------------|-------|
| SANTA BARBARA CARE CENTER | | 17 | 10 | 37% | 27 |
| JAMAICA HOSPITAL MEDICAL CENTER | | 25 | 2 | 7% | 27 |
| MADISON COUNTY MEMORIAL HOSPITAL LABORATORY | | 14 | 13 | 48% | 27 |
| DUVAL COUNTY HEALTH DEPARTMENT | | 27 | | | 27 |
| BROOKDALE PHILLIPPI CREEK | | | 27 | 100% | 27 |
| Cleveland Clinic Laboratories | | 4 | 23 | 85% | 27 |
| WELLMED AT NEW TAMPA | | 21 | 6 | 22% | 27 |
| EXPRESS CARE OF BELLEVIEW | | 27 | | | 27 |
| SIGNATURE HEALTHCARE OF ORANGE PARK | | 26 | 1 | 4% | 27 |
| PANCARE HEALTH - BONIFAY K-8 | | | 27 | 100% | 27 |
| FLAGLER HOSPITAL INC | 2 | | 25 | 93% | 27 |
| BULLS HEAD URGENT CARE | | 26 | 1 | 4% | 27 |
| OAKTREE HEALTHCARE | | | 27 | 100% | 27 |
| EASYCARE WALK-IN CLINIC | | 11 | 16 | 59% | 27 |
| SPANISH RIVER HIGH SCHOOL ESE | | 23 | 4 | 15% | 27 |
| SUNCOAST LABS | | | 27 | 100% | 27 |
| UNIVERSITY MEDICAL CTR OF PRINCETON AT | | 25 | 2 | 7% | 27 |
| INTERCOASTAL MEDICAL GROUP | | | 26 | 100% | 26 |
| PROFESSIONAL PEDIATRICS | | 24 | 2 | 8% | 26 |
| PERDIDO URGENT CARE | | 1 | 25 | 96% | 26 |
| BRANDON COMMUNITY HEALTH CENTER | | 18 | 8 | 31% | 26 |
| ADVENT HEALTH PARTIN SETTLEMENT HEALTH PARK | | 18 | 8 | 31% | 26 |
| DUVAL PHARMACY | | 21 | 5 | 19% | 26 |
| MERCY MEDICAL URGENT CARE CENTER INC | | 3 | 23 | 88% | 26 |
| STATEN ISLAND UNIVERSITY HOSPITAL-POUCH | | 26 | | | 26 |
| THE MINIER URGENT CARE | | 20 | 6 | 23% | 26 |
| CVS MINUTE CLINIC | | 1 | 25 | 96% | 26 |
| FHMG-FLORIDA HOSPITAL MEDICAL GROUP | | 21 | 5 | 19% | 26 |
| COLORADO DEPARTMENT OF HEALTH LABORATORY SERVICES DIVISION | | | 26 | 100% | 26 |
| ATRIA SAN PABLO | | 24 | 2 | 8% | 26 |
| HARBORCHASE OF WELLINGTON CROSSING | | 24 | 2 | 8% | 26 |
| STUART REHABILITATION AND HEALTHCARE | | 12 | 14 | 54% | 26 |
| LOOP PEDIATRICS | | 22 | 4 | 15% | 26 |
| URGENT FAMILY CARE INC | | 23 | 3 | 12% | 26 |
| PALM BEACH COUNTY FIRE RESCUE | | 24 | 2 | 8% | 26 |
| TGH URGENT CARE - RIVERVIEW | | | 26 | 100% | 26 |
| MONCRIEF ARMY HEALTH CLINIC | | | 26 | 100% | 26 |
| WEST BROWARD CARE CENTER | | 24 | 2 | 8% | 26 |
| BODYK | | 22 | 4 | 15% | 26 |
| COUNTY OF LOS ANGELES | | | 26 | 100% | 26 |
| NATIONAL MENTOR HEALTHCARE LLC | | | 26 | 100% | 26 |
| ALABAMA CLINICS | | 13 | 13 | 50% | 26 |
| EASTERN SHORE URGENT CARE | | 17 | 9 | 35% | 26 |
| GULFCOAST PEDIATRICS | | 24 | 2 | 8% | 26 |
| LOT HEALTH SERVICES | 1 | 25 | | | 26 |
| PULMONARY SPECIALISTS OF THE PALM BEACHES | | 16 | 10 | 38% | 26 |

COVID-19: testing by laboratory

Data through Jan 31, 2021 verified as of Feb 1, 2021 at 09:25 AM

Data in this report are provisional and subject to change.

The numbers in the table below represent the number of Florida and non-Florida residents for whom test results were received by the Department of Health. A person can be tested by more than one laboratory and can have both positive and negative results. **Therefore, the sum of the numbers in each column will be larger than the total number of people tested.**

| Reporting lab | Inconclusive | Negative | Positive | Percent positive | Total |
|---|--------------|----------|----------|------------------|-------|
| Lanier Rehab | | | 25 | 100% | 25 |
| VETERANS AFFAIRS MEDICAL CENTER - NEW YORK HARBOR | | 24 | 1 | 4% | 25 |
| KEYSTYLE LIVING LLC | 1 | 23 | 1 | 4% | 25 |
| FAMILY CARE PARTNERS | | 15 | 10 | 40% | 25 |
| FEDERAL PRISON CAMP PENSACOLA | | | 25 | 100% | 25 |
| ST. CLOUD HOSPITAL | | 20 | 5 | 20% | 25 |
| RJ LEE GROUP | 1 | 23 | 1 | 4% | 25 |
| LABORATORY ALLIANCE OF CENTRAL NEW YORK | | 24 | 1 | 4% | 25 |
| WEINBERG VILLAGE | | 24 | 1 | 4% | 25 |
| MINUTE CLINIC, LLC DBA MINUTECLINIC #4505 | | 23 | 2 | 8% | 25 |
| ST PETER'S BENDER LABORATORY | | 25 | | | 25 |
| ARTHREX MEDICAL CENTER | | 14 | 11 | 44% | 25 |
| SANITAS | | 4 | 21 | 84% | 25 |
| ADVENT HEALTH - LAKE MARY PEDIATRICS | | 16 | 9 | 36% | 25 |
| TALLAHASSEE DEVELOPMENTAL CENTER□ | | 24 | 1 | 4% | 25 |
| THE WATERMARK AT VISTAWILLA | | 25 | | | 25 |
| MIAMI CLINICAL RESEARCH CORP | | | 25 | 100% | 25 |
| WIREGRASS CLINIC LLC | | 20 | 5 | 20% | 25 |
| VASSAR BROTHERS MEDICAL CENTER LABORATORY | | 24 | 1 | 4% | 25 |
| WARDE MEDICAL LABORATORY | | 17 | 8 | 32% | 25 |
| UNIPATH | | 18 | 7 | 28% | 25 |
| MID FLORIDA PRIMARY CARE PA | | 19 | 6 | 24% | 25 |
| FAMILY EXTENDED CARE OF PUNTA GORDA | | 25 | | | 25 |
| EMERGENCY PHYSICIANS MEDICAL CENTER LLC | | 12 | 13 | 52% | 25 |
| LEE MEMORIAL HEALTH SYSTEM HEALTH FAIR | | 22 | 3 | 12% | 25 |
| WOMENS CARE FLORIDA LABORATORY | | 25 | | | 25 |
| EAST HILL MEDICAL GROUP | | 17 | 8 | 32% | 25 |
| URGENT CARE CENTER | | | 25 | 100% | 25 |
| PREMIER URGENT CARE CENTER LLC | | | 25 | 100% | 25 |
| ARCPPOINT LABS OF FORT LAUDERDALE | | 25 | | | 25 |
| SYNIVERSE WELLNESS CENTER | | 21 | 4 | 16% | 25 |
| TARPON BAYOU CENTER | | | 24 | 100% | 24 |
| HENNEPIN COUNTY MEDICAL CENTER (HCMC) | | 13 | 11 | 46% | 24 |
| ATRIA LADY LAKE | | 24 | | | 24 |
| MINUTECLINIC DIAGNOSTIC OF RHODE ISLAND, LLC #212 | | 24 | | | 24 |
| ATRIA AT ST JOSEPHS | | 24 | | | 24 |
| LABORATORY DYNAMICS | | 20 | 4 | 17% | 24 |
| HERITAGE OAKS ASSISTED LIVING & MEMORY CARE | | 20 | 4 | 17% | 24 |
| Kindred Hospital South Florida Hollywood SNU | | 23 | 1 | 4% | 24 |
| VILLAGES REHABILITATION AND NURSING CENTER | | 24 | | | 24 |
| WELLOW URGENT CARE | | 23 | 1 | 4% | 24 |
| MADWAR | | 19 | 5 | 21% | 24 |
| PENSACOLA PEDIATRICS - PACE | | 16 | 8 | 33% | 24 |
| BROWARD HEALTH IMPERIAL POINT NURSING | | | 24 | 100% | 24 |
| SENIOR HEALTH OF WINTER PARK DUNDEE | | 24 | | | 24 |
| COURTYARDS OF ORLANDO | | 24 | | | 24 |

COVID-19: testing by laboratory

Data through Jan 31, 2021 verified as of Feb 1, 2021 at 09:25 AM

Data in this report are provisional and subject to change.

The numbers in the table below represent the number of Florida and non-Florida residents for whom test results were received by the Department of Health. A person can be tested by more than one laboratory and can have both positive and negative results. **Therefore, the sum of the numbers in each column will be larger than the total number of people tested.**

| Reporting lab | Inconclusive | Negative | Positive | Percent positive | Total |
|---|--------------|----------|----------|------------------|-------|
| EPIC REFERENCE LABS INC | | | 24 | 100% | 24 |
| FAST PACE MEDICAL CLINIC | | 22 | 2 | 8% | 24 |
| UR CARE FAMILY AND SPORTS MEDICINE | | | 24 | 100% | 24 |
| ASHTON PLACE | 3 | 17 | 4 | 17% | 24 |
| MONTEFIORE NEW ROCHELLE HOSPITAL | | 22 | 2 | 8% | 24 |
| NCHD | | 10 | 14 | 58% | 24 |
| FLORIDA ATLANTIC UNIVERSITY | | 21 | 3 | 13% | 24 |
| STEWART MELBOURNE HOSPITAL | | | 24 | 100% | 24 |
| GARDENS HEALTH NH LLC | | 24 | | | 24 |
| VIKOR SCIENTITIC | | | 24 | 100% | 24 |
| WESTPAC LABS | | 1 | 23 | 96% | 24 |
| GULFSIDE HOSPICE INC | | 21 | 3 | 13% | 24 |
| ADVANCED URGENT CARE | | 12 | 12 | 50% | 24 |
| THE COMMONWEALTH OF MASSACHUSETTS | | | 24 | 100% | 24 |
| MILLENNIA ADVANCED SCIENTIFIC LLC | | | 24 | 100% | 24 |
| PHYSICIANS PRIMARY CARE OF SW FLORIDA PL | | 24 | | | 24 |
| WEST VOLUSIA FAMILY AND SPORTS MEDICINE | | 23 | 1 | 4% | 24 |
| WESTMINSTER WOODS ON JULINGTON CREEK | | 22 | 2 | 8% | 24 |
| AVENTIS BIO-SERVICES CTL | | 24 | | | 24 |
| THE CHAPPEL GROUP RESEARCH | | 24 | | | 24 |
| FAMILY CARE PARTNERS URGENT CARE LLC | | 18 | 6 | 25% | 24 |
| JOHN KNOX VILLAGE OF CENTRAL FLORIDA | | 20 | 4 | 17% | 24 |
| ABL MEDICAL CARE LLC | | | 24 | 100% | 24 |
| Wiregrass Rehabilitation Center and Nursing Home | | 23 | 1 | 4% | 24 |
| UNIVERSITY HILLS HEALTH AND REHABILITATION CENTER | | 18 | 5 | 22% | 23 |
| CHILDREN'S MEDICAL CENTER | | | 23 | 100% | 23 |
| LAKE PLACID HEALTH AND REHABILITATION | | | 23 | 100% | 23 |
| COLONY CARE CENTER | | 14 | 9 | 39% | 23 |
| TAMPA BAY CONCIERGE DOCTOR, LLC | | 22 | 1 | 4% | 23 |
| FLORIDA PEDIATRIC GROUP PA | | 19 | 4 | 17% | 23 |
| ADVENTHEALTH MEDICAL GROUP FAMILY MEDICINE | | 22 | 1 | 4% | 23 |
| CORAL HOUSE ASSISTED LIVING COMMUNITY LLC | | 23 | | | 23 |
| UF HEALTH NORTH JACKSONVILLE | | | 23 | 100% | 23 |
| BROOKDALE SOUTHPOINT | | | 23 | 100% | 23 |
| FINLAY C. LABORATORY | | 3 | 20 | 87% | 23 |
| WUESTHOFF MEDICAL CENTER-MELBOURNE | | | 23 | 100% | 23 |
| SUNQUEST | | 3 | 20 | 87% | 23 |
| AMMON ANALYTICAL LABORATORIES | | 20 | 3 | 13% | 23 |
| RESIDENCE AT BAY VUE | | 22 | 1 | 4% | 23 |
| EAST HILL PHARMACY | | 15 | 8 | 35% | 23 |
| M&V SAN JOSE MEDICAL CENTER | | | 23 | 100% | 23 |
| WEISS PEDIATRIC CARE LLC | | 16 | 7 | 30% | 23 |
| NOBLE SENIOR LIVING | | 3 | 20 | 87% | 23 |
| ISLAND COAST PEDIATRICS PA | | 22 | 1 | 4% | 23 |
| THE LODGE AND REHABILITATION CENTER | | 9 | 14 | 61% | 23 |
| EGL GENETIC DIAGNOSTICS | | 1 | 22 | 96% | 23 |

COVID-19: testing by laboratory

Data through Jan 31, 2021 verified as of Feb 1, 2021 at 09:25 AM

Data in this report are provisional and subject to change.

The numbers in the table below represent the number of Florida and non-Florida residents for whom test results were received by the Department of Health. A person can be tested by more than one laboratory and can have both positive and negative results. **Therefore, the sum of the numbers in each column will be larger than the total number of people tested.**

| Reporting lab | Inconclusive | Negative | Positive | Percent positive | Total |
|--|--------------|----------|----------|------------------|-------|
| OAKMONTE VILLAGE | | 22 | 1 | 4% | 23 |
| STATE LAB | | 2 | 21 | 91% | 23 |
| CHIPOLA MEDICAL ASSOCIATES | | 4 | 19 | 83% | 23 |
| ALAN A SMITH MD LLC | | 22 | 1 | 4% | 23 |
| GASTROENTEROLOGY ASSOCIATES OF PENSACOLA PA | | 20 | 3 | 13% | 23 |
| MED PLUS FLORENCE | | 19 | 4 | 17% | 23 |
| SUMTER PEDIATRICS | | 21 | 2 | 9% | 23 |
| NEW JERSEY | | 22 | 1 | 4% | 23 |
| NORTH FLORIDA PEDIATRICS - JACKSONVILLE | | 21 | 2 | 9% | 23 |
| PARK WEST MEDICAL CENTER | | 22 | 1 | 4% | 23 |
| UNION CHD | | 21 | 2 | 9% | 23 |
| MADISON COUNTY MEMORIAL HOSP | | 12 | 11 | 48% | 23 |
| PINELLAS INTERNAL MEDICINE ASSOCIATES | | 22 | 1 | 4% | 23 |
| TEN HEALTHCARE | | 6 | 16 | 73% | 22 |
| MAYO CLINIC JACKSONVILLE | | 1 | 21 | 95% | 22 |
| EBEIDS MD PEDIATRICS | | 19 | 3 | 14% | 22 |
| HOLMES COUNTY HEALTH DEPARTMENT | | 15 | 7 | 32% | 22 |
| DIACARTA INC. | | 22 | | | 22 |
| STEWART MEDICAL GROUP INC | | | 22 | 100% | 22 |
| GOOD SAMARITAN HOSPITAL LABORATORY | | 19 | 3 | 14% | 22 |
| CENTRAL FLORIDA HEALTH CARE INC | | 2 | 20 | 91% | 22 |
| FLORIDA PEDIATRICS | | 6 | 16 | 73% | 22 |
| WELL-BEING MEDICAL CENTER PLLC | | 20 | 2 | 9% | 22 |
| MARION PEDIATRICS PA | | 17 | 5 | 23% | 22 |
| URGENT CARE USA | | | 22 | 100% | 22 |
| ROCKLEDEGE REGIONAL MEDICAL CENTER | | 17 | 5 | 23% | 22 |
| ACCESS 365 URGENT CARE | | 7 | 15 | 68% | 22 |
| CHILDRENS MEDICAL CENTER | | | 22 | 100% | 22 |
| MOBILE DIVISION LABORATORY | | 7 | 15 | 68% | 22 |
| SEAGRASS VILLAGE | | | 22 | 100% | 22 |
| VIP WALK IN CLINIC | | 10 | 12 | 55% | 22 |
| LYSTER ACH FT RUCKER AL | | 19 | 3 | 14% | 22 |
| RESIDENTIAL PLAZA AT BLUE LAGOON INC | | 20 | 2 | 9% | 22 |
| SARASOTA MEMORIAL NURSING & REHABILITATION CTR | | 22 | | | 22 |
| APOLLO SURGERY CENTER | | 20 | 2 | 9% | 22 |
| SUMMIT MEDICAL GROUP - 75 E NORTHFIELD | | 20 | 2 | 9% | 22 |
| LAKELAND REGIONAL HEALTH PABLO | | 21 | 1 | 5% | 22 |
| PRIME CARE ONE LLC/HARBORCHASE OF VENICE | | | 22 | 100% | 22 |
| HUNT CLUB PEDIATRIC ASSOCIATES LLC | | 19 | 3 | 14% | 22 |
| BROOKDALE UNIVERSITY HOSPITAL | | 21 | 1 | 5% | 22 |
| ELAN SPANISH SPRINGS | | 4 | 18 | 82% | 22 |
| COASTAL SKIN SURGERY AND DERMATOLOGY | | 15 | 7 | 32% | 22 |
| LAKEVIEW HEALTH CARE SYSTEMS | | 8 | 14 | 64% | 22 |
| FORT CAROLINE GARDENS, INC | | 20 | 2 | 9% | 22 |
| FIRST CHOICE PEDIATRICS LOOP | | 20 | 2 | 9% | 22 |
| SOUTHEASTERN OUTPATIENT SURGERY CENTER | | 21 | 1 | 5% | 22 |

COVID-19: testing by laboratory

Data through Jan 31, 2021 verified as of Feb 1, 2021 at 09:25 AM

Data in this report are provisional and subject to change.

The numbers in the table below represent the number of Florida and non-Florida residents for whom test results were received by the Department of Health. A person can be tested by more than one laboratory and can have both positive and negative results. **Therefore, the sum of the numbers in each column will be larger than the total number of people tested.**

| Reporting lab | Inconclusive | Negative | Positive | Percent positive | Total |
|--|--------------|----------|----------|------------------|-------|
| ADVANCE URGENT CARE CENTER, LLC | | 1 | 20 | 95% | 21 |
| UPMC CHAUTAUQUA AT WCA LABORATORY | | 20 | 1 | 5% | 21 |
| THE TRADITION OF THE PALM BEACHES | | 20 | 1 | 5% | 21 |
| PHYSICIANS CARE | | 18 | 3 | 14% | 21 |
| LONG TERM CARE OF JAY, LLC | | | 21 | 100% | 21 |
| MINUTECLINIC, LLC #08366 | | 16 | 5 | 24% | 21 |
| INTERNATIONAL MEDICAL LABORATORY INC | | 21 | | | 21 |
| FLORIDA HOSPITAL LABS | | 11 | 10 | 48% | 21 |
| MD BEAUTY LABS, PA | | 20 | 1 | 5% | 21 |
| Bon Secours Maria Manor | | 16 | 5 | 24% | 21 |
| CCS - BROWARD COUNTY JAIL | | 21 | | | 21 |
| CARESPOT | | 1 | 20 | 95% | 21 |
| CANTON-POTSDAM HOSPITAL LABORATORY | | 21 | | | 21 |
| DCH REGIONAL MEDICAL CENTER LABORATORY | | 20 | 1 | 5% | 21 |
| PATHGROUP | | | 21 | 100% | 21 |
| GREEN GABLES ASSISTED LIVING FACILITY | | 21 | | | 21 |
| ARDEN COURTS OF WINTER SPRINGS | | 18 | 3 | 14% | 21 |
| AMERICAN ESOTERIC LABORATORIES | | 6 | 15 | 71% | 21 |
| ALWAYS BEST CARE SENIOR SERVICES | | 19 | 2 | 10% | 21 |
| PHYSICIANS STAT | | 2 | 19 | 90% | 21 |
| Summit Medical Group Westfield Lab | | 18 | 3 | 14% | 21 |
| VIRTUA | | 17 | 4 | 19% | 21 |
| BROOKWOOD BAPTIST MEDICAL CENTER | | 20 | 1 | 5% | 21 |
| NAPHCARE, INC. | | 11 | 10 | 48% | 21 |
| ST JUDE CHILDRENS RESEARCH HOSPITAL | | 21 | | | 21 |
| PALMETTO PEDIATRICS | | | 21 | 100% | 21 |
| NOVANT HEALTH | | 15 | 6 | 29% | 21 |
| GLEN COVE HOSPITAL | | 21 | | | 21 |
| SUNSHINE ASSISTED LIVING | | 21 | | | 21 |
| BAPTIST PRIMARY BLACK CREEK SOUTH | | | 21 | 100% | 21 |
| CLINICAL PATHOLOGY LABORATORIES SOUTHEAST | | | 21 | 100% | 21 |
| 81ST MEDICAL GROUP | | | 21 | 100% | 21 |
| GATTOLINE ENTERPRISES, INC. DBA FAMILY CARE PHARMACY | | 16 | 5 | 24% | 21 |
| MINUTECLINIC DIAGNOSTIC OF NORTH CAROLINA | | 21 | | | 21 |
| TIFFANY LAKE CARE CENTERS INC | | 21 | | | 21 |
| IMA MEDICAL CENTER | | 9 | 12 | 57% | 21 |
| MINUTE CLINIC DIAGNOSTIC OF SC, LLC #75 | | 20 | 1 | 5% | 21 |
| LONG BEACH URGENT CARE | | 21 | | | 21 |
| MARTHA'S HOUSE & ASSISTED LIVING FACILITY | | 21 | | | 21 |
| ADVENTHEALTH MEDICAL GROUP FAMILY & INTERNAL | | 9 | 12 | 57% | 21 |
| ROCKLEDGE FAMILY HEALTH | | | 21 | 100% | 21 |
| LIFE CARE CENTER OF JACKSONVILLE | | | 21 | 100% | 21 |
| CONNECTDX | | 6 | 15 | 71% | 21 |
| PULSE MEDICAL GROUP INC | | | 21 | 100% | 21 |
| BEST MEDICAL CENTER | | 11 | 9 | 45% | 20 |
| HARBOUR ISLAND PEDIATRICS | | 12 | 8 | 40% | 20 |

COVID-19: testing by laboratory

Data through Jan 31, 2021 verified as of Feb 1, 2021 at 09:25 AM

Data in this report are provisional and subject to change.

The numbers in the table below represent the number of Florida and non-Florida residents for whom test results were received by the Department of Health. A person can be tested by more than one laboratory and can have both positive and negative results. **Therefore, the sum of the numbers in each column will be larger than the total number of people tested.**

| Reporting lab | Inconclusive | Negative | Positive | Percent positive | Total |
|---|--------------|----------|----------|------------------|-------|
| AESTHETIC ENHANCEMENTS | | 20 | | | 20 |
| ADVENT HEALTH EXPRESS | | 9 | 11 | 55% | 20 |
| HEALTH MED CENTERS | | 20 | | | 20 |
| BAY PEDIATRICS PA | | 18 | 2 | 10% | 20 |
| MARYLAND DEPARTMENT OF HEALTH | | | 20 | 100% | 20 |
| MID FLORIDA PATHOLOGY LLC | | 19 | 1 | 5% | 20 |
| CERON PEDIATRICS & INTEGRATIVE MEDICIN | | 20 | | | 20 |
| LONG TERM CARE OF GULF BREEZE LLC | | 17 | 3 | 15% | 20 |
| WAKULLA COUNTY HEALTH DEPARTMENT | | 6 | 14 | 70% | 20 |
| MINUTECLINIC DIAGNOSTIC OF MICHIGAN | | 18 | 2 | 10% | 20 |
| JUPITER MEDICAL CENTER PHYSICIANS GROUP, INC | | 18 | 2 | 10% | 20 |
| APOLLO HEALTH & REHABILITATION | | 15 | 5 | 25% | 20 |
| LAKE WORTH MANOR | | 19 | 1 | 5% | 20 |
| SOUTH CAROLINA DEPARTMENT OF HEALTH | | | 20 | 100% | 20 |
| RAINBOW PEDIATRICS | | 1 | 19 | 95% | 20 |
| SOMA MEDICAL CENTER PA #3 | | | 20 | 100% | 20 |
| HENDRY REGIONAL CORPORATE HEALTH | | | 20 | 100% | 20 |
| DALE MEDICAL CENTER | | 15 | 5 | 25% | 20 |
| TGH MEDICAL GROUP LABORATORY CARROLLWOOD | | | 20 | 100% | 20 |
| COMPLETE HOME CARE OF THE PALM BEACHES LLC | | 19 | 1 | 5% | 20 |
| MEDICAL EXPRESS CORP | | 18 | 2 | 10% | 20 |
| SOUTHCOR LABORATORY | | 2 | 18 | 90% | 20 |
| ORANGE PEDIATRICS | | | 20 | 100% | 20 |
| BETHESDA HEALTH PHYSICIAN GROUP INC | | | 20 | 100% | 20 |
| FORT SANDERS REGIONAL LABORATORY | | 20 | | | 20 |
| ATLAN | | 18 | 2 | 10% | 20 |
| BIG BEND CARES, INC | | 17 | 3 | 15% | 20 |
| CAPE CORAL HOSPITAL ABG LABORATORY | | 10 | 10 | 50% | 20 |
| GROWING TOGETHER PEDIATRICS, LLC | | 16 | 4 | 20% | 20 |
| ENGLEWOOD HOSPITAL AND MEDICAL CENTER | | 16 | 4 | 20% | 20 |
| MIGUEL E TREVINO MD PA | | 17 | 3 | 15% | 20 |
| HEARTLAND PHARMACY LAKE PLACID, INC | | 10 | 10 | 50% | 20 |
| PONCE PLAZA NURSING & REHAB CENTER | | 4 | 16 | 80% | 20 |
| ESTATES MEDICAL CENTER | | 12 | 8 | 40% | 20 |
| CARESPOT OF NOCATEE | | 1 | 19 | 95% | 20 |
| REDITUS LABORATORIES | | | 20 | 100% | 20 |
| PINES NURSING HOME | | 19 | 1 | 5% | 20 |
| CARENOW - DOWNTOWN NORTH GULCH | | 20 | | | 20 |
| OLIVE BRANCH HEALTH AND REHABILITATION CENTER | | | 20 | 100% | 20 |
| GERALD J KIVETT MD | | 18 | 2 | 10% | 20 |
| CL BRUMBACK PRIMARY CARE CLINIC LANTANA | | 2 | 18 | 90% | 20 |
| PALMS MEDICAL GROUP - LAKE CITY WEST | | 3 | 17 | 85% | 20 |
| HEALTHY MINORS, LLC. | | 20 | | | 20 |
| POINT OF CARE CLINICS PRIMARY CARE | | 20 | | | 20 |
| CAREHERE LAKE SCHOOLS EMPLOYEE HEALTH CENTER | | 12 | 7 | 37% | 19 |
| PROFESSIONAL PARK PEDIATRICS PA | | | 19 | 100% | 19 |

COVID-19: testing by laboratory

Data through Jan 31, 2021 verified as of Feb 1, 2021 at 09:25 AM

Data in this report are provisional and subject to change.

The numbers in the table below represent the number of Florida and non-Florida residents for whom test results were received by the Department of Health. A person can be tested by more than one laboratory and can have both positive and negative results. **Therefore, the sum of the numbers in each column will be larger than the total number of people tested.**

| Reporting lab | Inconclusive | Negative | Positive | Percent positive | Total |
|--|--------------|----------|----------|------------------|-------|
| TOTAL ACCESS URGENT CARE | | | 19 | 100% | 19 |
| ESOTERIX GENETIC LABORATORIES | | 16 | 3 | 16% | 19 |
| LAB INTERMARKET FACILITY LAB | | 1 | 18 | 95% | 19 |
| MIRIMUS CLINICAL LABS | | 8 | 11 | 58% | 19 |
| OHIO CVS STORES, LLC DBA | | 17 | 2 | 11% | 19 |
| OPTUMCARE SOUTH FLORIDA, LLC | | 14 | 5 | 26% | 19 |
| HUNTINGTON STATION URGENT CARE | | 18 | 1 | 5% | 19 |
| NANO HEALTH ASSOCIATES LLC | | 19 | | | 19 |
| MINUTECLINIC, LLC | | 15 | 4 | 21% | 19 |
| JOSEF SCHENKER MD PC | | 19 | | | 19 |
| UNIV OF NORTH ALABAMA HEALTH CENTER | | 18 | 1 | 5% | 19 |
| ROSLYN URGENT CARE | | 19 | | | 19 |
| BAYVIEW MEDICAL | | 19 | | | 19 |
| THE GOOD SHEPARDS OF DELAND-WEST | | 19 | | | 19 |
| ROBERT H JENKINS JR VETERANS' DOMICILIARY HOME OF | | 16 | 3 | 16% | 19 |
| INTEGRATED REGIONAL LABORATORIES - LARGO | | | 19 | 100% | 19 |
| ASSISTED LIVING OF BROWARD | | 19 | | | 19 |
| ISLAND LAKE CENTER | | 4 | 15 | 79% | 19 |
| Salerno Bay Health & Rehabilitation Center | | 13 | 6 | 32% | 19 |
| SOLE HEALTH LLC | | 19 | | | 19 |
| MED HEALTH SERVICES | | 18 | 1 | 5% | 19 |
| MEDEXPRESS URGENT CARE - BLOOMINGTON | | 16 | 3 | 16% | 19 |
| HOWARD BEACH URGENT CARE | | 19 | | | 19 |
| SHORE MEMORIAL HOSPITAL | | 16 | 3 | 16% | 19 |
| DEPT OF VA MED CENTE-WEST PALM BEACH | | | 19 | 100% | 19 |
| NO NAME | | 8 | 11 | 58% | 19 |
| LAKE COUNTY SCHOOLS EMPLOYEE HEALTH CENTER | | 12 | 7 | 37% | 19 |
| PRIMECARE OF DOTHAN-DALEVILLE CLINIC | | 14 | 5 | 26% | 19 |
| BROOKDALE MANDARIN CENTRAL | | 6 | 13 | 68% | 19 |
| FLORIDA COMMUNITY HEALTH CENTER OF ST. LUCIE | | 1 | 18 | 95% | 19 |
| STONE WASH CLINICAL LABORATORIES | | 2 | 17 | 89% | 19 |
| LANDMARK HOSPITAL SOUTHWEST FLORIDA LLC | | 18 | 1 | 5% | 19 |
| COLORADO DEPARTMENT OF PUBLIC HEALTH AND ENVIRONMENT | | | 19 | 100% | 19 |
| MEDEXPRESS - BLOOMIN BRANDS | | 4 | 15 | 79% | 19 |
| BAY STREET PHARMACY□ | | 18 | 1 | 5% | 19 |
| MORNINGSIDE MANOR & VILLA ADULT CARE C | | 19 | | | 19 |
| MAGNOLIA PEDIATRICS | | 2 | 17 | 89% | 19 |
| JEFFERSON K-12, A SOMERSET SCHOOL- CLINIC | | 16 | 3 | 16% | 19 |
| SEVEN RIVERS REGIONAL MEDICAL CENTER | | 5 | 14 | 74% | 19 |
| ISLAMORADA VILLAGE OF ISLANDS FIRE RESCUE | | 19 | | | 19 |
| ROADS PEDIATRICS,LLC | | 16 | 2 | 11% | 18 |
| GOOD SAMARITAN SOCIETY OF DAYTONA | | 16 | 2 | 11% | 18 |
| SUNLIFE PHARMACY | | 18 | | | 18 |
| BOZEMAN HEALTH DEACONESS HOSPITAL | | 13 | 5 | 28% | 18 |
| MARATHON HEALTH FOR LIFE | | 16 | 2 | 11% | 18 |
| Sovereign Laboratory Services, LLC | | 16 | 2 | 11% | 18 |

COVID-19: testing by laboratory

Data through Jan 31, 2021 verified as of Feb 1, 2021 at 09:25 AM

Data in this report are provisional and subject to change.

The numbers in the table below represent the number of Florida and non-Florida residents for whom test results were received by the Department of Health. A person can be tested by more than one laboratory and can have both positive and negative results. **Therefore, the sum of the numbers in each column will be larger than the total number of people tested.**

| Reporting lab | Inconclusive | Negative | Positive | Percent positive | Total |
|--|--------------|----------|----------|------------------|-------|
| CLERMONT ADVENTHEALTH CENTRA CARE | | | 18 | 100% | 18 |
| DEPT OF VA MEDICAL CENTER - BAY PINES | | | 18 | 100% | 18 |
| BUREAU OF PUBLIC HEALTH | 1 | 1 | 16 | 89% | 18 |
| LIGHTHOUSE PEDIATRICS OF NAPLES | | 14 | 4 | 22% | 18 |
| TIMBERLANE LODGE ALF | 1 | 10 | 7 | 39% | 18 |
| MADISON CORE LABORATORIES | | 17 | 1 | 6% | 18 |
| OCOE PEDIATRICS | | 15 | 3 | 17% | 18 |
| NORTH PINELLAS CHILDRENS MEDICAL CENTER | | | 18 | 100% | 18 |
| MOORINGS PARK OAKSTONE AT GREY OAKS | | 17 | 1 | 6% | 18 |
| WALGREENS COVID-19 | | 14 | 4 | 22% | 18 |
| UM MILLER SCHOOL OF MEDICINE | | | 18 | 100% | 18 |
| ADIRONDACK MEDICAL CENTER | | 18 | | | 18 |
| AMELIA ASSISTED LIVING FACILITY | | 18 | | | 18 |
| G & R HEALTH MART PHARMACY | | 13 | 5 | 28% | 18 |
| REGENCY SQUARE MALL - SEARS | | 3 | 15 | 83% | 18 |
| MONROE COUNTY DETENTION CENTER | | | 18 | 100% | 18 |
| BARBARA O'REILLY MD PA | | 18 | | | 18 |
| TENNESSEE DEPARTMENT OF HEALTH | | 14 | 4 | 22% | 18 |
| CARDIOLOGY AND MEDICINE ASSOCIATES INC | | 18 | | | 18 |
| UAH STUDENT HEALTH CENTER | | 12 | 6 | 33% | 18 |
| Gulf Shore Care Center | | 14 | 4 | 22% | 18 |
| ASURANCE SCIENTIFIC LABORATORIES | | 18 | | | 18 |
| XPRESS WELLNESS URGENT CARE | | | 18 | 100% | 18 |
| TPCA CLINICAL LABORATORIES | | 15 | 3 | 17% | 18 |
| MICHELLE S PAGE MD PA | | 18 | | | 18 |
| Clearwater Center | | 8 | 10 | 56% | 18 |
| HOLIDAY MEDICAL ASSOCIATES | | 1 | 17 | 94% | 18 |
| NEW YORK PRESBYTERIAN - ALLEN HOSPITAL | | 18 | | | 18 |
| JACKSON NORTH MEDICAL CENTER | | 2 | 16 | 89% | 18 |
| TOTAL RENAL LABORATORIES INC | | 13 | 5 | 28% | 18 |
| GENERAL INTERNAL MEDICINE MEDICAL CTR CLINIC | | 13 | 5 | 28% | 18 |
| HARTFORD HOSPITAL ANCILLARY LAB | | 17 | 1 | 6% | 18 |
| BRADFORD COUNTY HEALTH DEPARTMENT | | 17 | 1 | 6% | 18 |
| AURORA DIAGNOSTICS | | 6 | 12 | 67% | 18 |
| ROCKLAND URGENT CARE FAMILY HEALTH NP | | 18 | | | 18 |
| MD NOW MEDICAL CENTERS INC | | 1 | 17 | 94% | 18 |
| MARION COUNTY HEALTH DEPARTMENT | | 17 | 1 | 6% | 18 |
| COMMONWEALTH OF MASSACHUSETTS | | | 18 | 100% | 18 |
| DAVID LAWRENCE CENTER | | 15 | 3 | 17% | 18 |
| MARQUES PEDIATRICS | | | 18 | 100% | 18 |
| HUNT CLUB MEDICAL | | 13 | 5 | 28% | 18 |
| CENTERPLACE HEALTH | | 2 | 16 | 89% | 18 |
| FAMILY CARE CYPRESS CREEK | | 1 | 17 | 94% | 18 |
| HALIFAX HEALTH URGENT CARE | | 3 | 15 | 83% | 18 |
| FAMILY AND INTERNAL MEDICINE AT AVALON PARK | | 14 | 3 | 18% | 17 |
| Z UROLOGY | | 17 | | | 17 |

COVID-19: testing by laboratory

Data through Jan 31, 2021 verified as of Feb 1, 2021 at 09:25 AM

Data in this report are provisional and subject to change.

The numbers in the table below represent the number of Florida and non-Florida residents for whom test results were received by the Department of Health. A person can be tested by more than one laboratory and can have both positive and negative results. **Therefore, the sum of the numbers in each column will be larger than the total number of people tested.**

| Reporting lab | Inconclusive | Negative | Positive | Percent positive | Total |
|---|--------------|----------|----------|------------------|-------|
| COAST MED URGENT CARE | | 16 | 1 | 6% | 17 |
| ST ELIZABETH MEDICAL CENTER LABORATORY | | 16 | 1 | 6% | 17 |
| HELIX DIAGNOSTICS | | | 17 | 100% | 17 |
| LAKE INTERNAL MEDICINE ASSOCIATES PA | | 14 | 3 | 18% | 17 |
| CLEARWATER EMPLOYEE HEALTH CLINIC | | 4 | 13 | 76% | 17 |
| WINTER PARK FAMILY PRACTICE LLC | | 17 | | | 17 |
| BHA CENTRAL COUNTY CLINIC | | 1 | 16 | 94% | 17 |
| ROYAL PALM MEDICAL GROUP, INC | | 17 | | | 17 |
| TENDER CARE ALF | | 17 | | | 17 |
| BIOREFERENCE LABORATORIES INC | | 3 | 14 | 82% | 17 |
| BRIDGEWAY HEALTH CLINICS INC | | | 17 | 100% | 17 |
| ST JOSEPH'S HOSPITAL LABORATORY | | | 17 | 100% | 17 |
| GENTIVA HEALTH SERVICES | | 15 | 2 | 12% | 17 |
| THE CANOPY AT HARPER LAKE | 1 | | 16 | 94% | 17 |
| WELLINGTON FAMILY PRACTICE | | 13 | 4 | 24% | 17 |
| MCWHORTER SCHOOL OF PHARMACY | | 17 | | | 17 |
| RESOLVE MOLECULAR DIAGNOSTICS | | 13 | 4 | 24% | 17 |
| HEALTHCARE NOW | | | 17 | 100% | 17 |
| MID-FLORIDA PATHOLOGY, LLC | | 12 | 5 | 29% | 17 |
| BROOKDALE ST AUGUSTINE | | | 17 | 100% | 17 |
| KIVA AT CANTERBURY | | | 17 | 100% | 17 |
| MINIMALLY INVASIVE VASCULAR INC | | 15 | 2 | 12% | 17 |
| MORRIS PARK URGENT CARE | | 14 | 3 | 18% | 17 |
| WINSHIPS PHARMACY INC | | 17 | | | 17 |
| CVS MINUTE CLINIC DIAGNOSTIC OF NORTH CAROL | | 13 | 4 | 24% | 17 |
| CONSOLIDATED LAB SERVICES | | 8 | 9 | 53% | 17 |
| WALGREEN EASTERN CO, INC | | 17 | | | 17 |
| MARCO DRUGS AND COMPOUNDING | | 13 | 4 | 24% | 17 |
| JUPITER MEDICAL CENTER | | | 17 | 100% | 17 |
| ASCENSION ST VINCENT'S PRIMARY CARE | | | 17 | 100% | 17 |
| BAY BREEZE HEALTH AND REHABILITATION CENTER | | 9 | 8 | 47% | 17 |
| ST VINCENT'S EAST | | 16 | 1 | 6% | 17 |
| ALL PEDIATRIC CARE | | | 17 | 100% | 17 |
| JESSIE TRICE COMMUNITY HEALTH SYSTEM, INC | | 1 | 16 | 94% | 17 |
| FUNGAL REFERENCE LABORATORY | | 12 | 5 | 29% | 17 |
| KIVA AT CANTERBURY, LLC | | 17 | | | 17 |
| ST. JUDES LABORATORIES | | 12 | 5 | 29% | 17 |
| MINUTE CLINIC DIAGNOSTIC OF VIRGINIA | | 13 | 4 | 24% | 17 |
| UVMC MICROBIOLOGY | | 16 | 1 | 6% | 17 |
| COOPER HEALTHCARE | | 17 | | | 17 |
| EP MEDICAL EQUIPMENT PHARMACY | | 16 | 1 | 6% | 17 |
| WELLMED AT LAKE COPELAND | | 11 | 6 | 35% | 17 |
| Winter Park Care and Rehab | | 16 | 1 | 6% | 17 |
| BAYCARE MEDICAL GROUP INC | | | 17 | 100% | 17 |
| NEWYORK-PRESBYTERIAN/ LAWRENCE HOSPITAL LABORATORY | | 15 | 2 | 12% | 17 |
| ADVENT HEALTH MEDICAL GROUP- FAMILY MEDICINE AT DR. PHILIPS | | 12 | 5 | 29% | 17 |

COVID-19: testing by laboratory

Data through Jan 31, 2021 verified as of Feb 1, 2021 at 09:25 AM

Data in this report are provisional and subject to change.

The numbers in the table below represent the number of Florida and non-Florida residents for whom test results were received by the Department of Health. A person can be tested by more than one laboratory and can have both positive and negative results. **Therefore, the sum of the numbers in each column will be larger than the total number of people tested.**

| Reporting lab | Inconclusive | Negative | Positive | Percent positive | Total |
|---|--------------|----------|----------|------------------|-------|
| MINUTECLINIC DIAGNOSTIC OF HAWAII LLC | | 16 | 1 | 6% | 17 |
| ERIC C MARSHAL MD, PC DBA MINUTECLINIC | | 16 | 1 | 6% | 17 |
| VALLEY IMMEDIATE CARE | | 15 | 2 | 12% | 17 |
| URGENT CARE AT LONGWOOD | | | 17 | 100% | 17 |
| URGENT CARE WEST CLINIC | | 14 | 3 | 18% | 17 |
| JUST FOR KIDS PEDIATRICS | | 5 | 12 | 71% | 17 |
| CONCORD LIFE SCIENCES LLC | | 3 | 13 | 81% | 16 |
| OKEECHOBEE HEALTHCARE FACILITY | | | 16 | 100% | 16 |
| ODYSSEY HEALTHCARE OF MARION COUNTY, LLC | | 15 | 1 | 6% | 16 |
| ALL FLORIDA FAMILY & SPORTS MEDICINE | | 15 | 1 | 6% | 16 |
| MINUTECLINIC DIAGNOSTIC PA | | 15 | 1 | 6% | 16 |
| MINUTECLINIC DIAGNOSTIC OF ILLINOIS L | | 14 | 2 | 13% | 16 |
| URGENT CARE CLINIC OF LINCOLN | | 14 | 2 | 13% | 16 |
| UHEALTH AT FISHER ISLAND | | | 16 | 100% | 16 |
| REHAB AND HEALTHCARE CENTER OF CAPE CORAL | | 16 | | | 16 |
| PANAMA CITY VITAS HOSPICE | | 16 | | | 16 |
| AVOW HOSPICE INC | | 16 | | | 16 |
| CAREHERE- LCS LEESBURG | | | 16 | 100% | 16 |
| BAYFRONT HMA CONVENIENT CARE, LLC | | 2 | 14 | 88% | 16 |
| SRMC AVALON | | 9 | 7 | 44% | 16 |
| MEDEXPRESS URGENT CARE LEWISBURG | | 15 | 1 | 6% | 16 |
| TOTTENVILLE CIRCLE URGENT CARE | | 16 | | | 16 |
| DIEGO FALLON MD PA | | 6 | 10 | 63% | 16 |
| OSCEOLA ALF OPERATOR, LLC DBA□ | | 16 | | | 16 |
| MIRIMUS INC | | 1 | 15 | 94% | 16 |
| ARDEN COURTS OF SARASOTA | | | 16 | 100% | 16 |
| FLORIDA ENDOSCOPY & SURGERY CTR LLC | | 16 | | | 16 |
| ST AUGUSTINE PLANTATION | | 1 | 15 | 94% | 16 |
| ST CATHERINE OF SIENA HOSPITAL | | 14 | 2 | 13% | 16 |
| BONIFAY NURSING AND REHABILITATION CENTER | | | 16 | 100% | 16 |
| TEXAS DEPARTMENT OF STATE HEALTH SERVICES | | 3 | 13 | 81% | 16 |
| INTERNAL MEDICINE ASSOCIATES & SPECIALTIES INC | | 15 | 1 | 6% | 16 |
| MD PLUS URGENT CARE, LLC | | | 16 | 100% | 16 |
| JOSEPH MIGNOGNA | | 13 | 3 | 19% | 16 |
| REGENEXX TAMPA BAY | | 14 | 2 | 13% | 16 |
| XERA MED RESEARCH | | | 16 | 100% | 16 |
| ROWLETT MIDDLE ACADEMY | | 14 | 2 | 13% | 16 |
| MASSACHUSETTS GENERAL HOSPITAL | | 1 | 15 | 94% | 16 |
| 49D2045214PHYSICIAN OFFICE WAIVER MEDEXPRESS URGENT CARE - HARRISONBU | | 7 | 9 | 56% | 16 |
| GRACE MEDICAL HOME | | 12 | 4 | 25% | 16 |
| AHEC CLINIC | | 1 | 15 | 94% | 16 |
| MINUTECLINIC DIAGNOSTIC OF NORTH CAROLINA PC | | 14 | 2 | 13% | 16 |
| CRUCIAL CARE | | 10 | 6 | 38% | 16 |
| DARDEN WELLNESS CENTER | | 13 | 3 | 19% | 16 |
| BROOKDALE BRANDON | 1 | 15 | | | 16 |
| ALBIBI | | 1 | 15 | 94% | 16 |

COVID-19: testing by laboratory

Data through Jan 31, 2021 verified as of Feb 1, 2021 at 09:25 AM

Data in this report are provisional and subject to change.

The numbers in the table below represent the number of Florida and non-Florida residents for whom test results were received by the Department of Health. A person can be tested by more than one laboratory and can have both positive and negative results. **Therefore, the sum of the numbers in each column will be larger than the total number of people tested.**

| Reporting lab | Inconclusive | Negative | Positive | Percent positive | Total |
|--|--------------|----------|----------|------------------|-------|
| ARCPPOINT LABS OF WEST PALM BEACH | | | 16 | 100% | 16 |
| SHELBY BAPTIST MEDICAL CENTER | | 11 | 5 | 31% | 16 |
| MILLENNIUM PHYSICIAN GRP LLC NAPLES PINE RIDGE | | | 16 | 100% | 16 |
| HOLLISMED LLC | | 15 | 1 | 6% | 16 |
| FAST TRACK URGENT CARE CENTER - TYRONE | | | 16 | 100% | 16 |
| PRO HEALTH FAMILY PHYSICIANS, NYSTROM | | 16 | | | 16 |
| MAITLAND PRIMARY CARE | | 9 | 7 | 44% | 16 |
| CENTRAL FLORIDA PEDIATRIC URGENT CARE LLC | | 14 | 2 | 13% | 16 |
| HEALTH CENTRAL HOSPITAL | | | 16 | 100% | 16 |
| ARDEN COURTS OF LELY PALMS | | 15 | 1 | 6% | 16 |
| ADVENT HEALTH - ZEPHYRHILLS | | | 16 | 100% | 16 |
| NOVANT HEALTH GOHEALTH URGENT CARE-HARRISBURG | | 8 | 8 | 50% | 16 |
| Lab MSMC Hialeah | | | 16 | 100% | 16 |
| CIGNA PBSO WEST PALM | | | 16 | 100% | 16 |
| LOVING CARE OF THE TREASURE COAST LLC | 1 | 10 | 5 | 31% | 16 |
| PROMEDICA LABORATORIES | | 11 | 5 | 31% | 16 |
| MILTON 4707 | | 15 | | | 15 |
| MINUTE CLINIC DIAGNOSTIC OF NEW JERSEY | | 15 | | | 15 |
| WELLMED AT PLANT CITY | | 9 | 6 | 40% | 15 |
| GLEN OAKS URGENT CARE | | 15 | | | 15 |
| MINUTECLINIC DIAGNOSTIC OF TN PC #378 | | 14 | 1 | 7% | 15 |
| PATHLINE | | | 15 | 100% | 15 |
| CHARLOTTE CHD PORT CHARLOTTE | | 12 | 3 | 20% | 15 |
| MEADOWCREST MOLECULAR DIAGNOSTICS, LLC | | | 15 | 100% | 15 |
| GRAND VILLA OF ST. PETERSBURG | | 13 | 2 | 13% | 15 |
| BLOUNT MEMORIAL HOSPITAL | | 13 | 2 | 13% | 15 |
| TELEVISIT MALABAR PEDIATRICS | | 5 | 10 | 67% | 15 |
| OCEANSIDE URGENT CARE | | 15 | | | 15 |
| NORTHWEST FLORIDA SLEEP | | 1 | 14 | 93% | 15 |
| BESSENT ROAD GROUP HOME | | 15 | | | 15 |
| SPEARHEAD MEDICAL | | | 15 | 100% | 15 |
| FLUSHING HOSPITAL MEDICAL CENTER | | 12 | 3 | 20% | 15 |
| NEW YORK METHODIST HOSPITAL | | 13 | 2 | 13% | 15 |
| BAPTIST MEMORIAL HEALTH CARE | | 13 | 2 | 13% | 15 |
| EAR NOSE & THROAT ASSOCIATES OF MANATEE PA | | 15 | | | 15 |
| UTAH DEPARTMENT OF HEALTH | | | 15 | 100% | 15 |
| CLEVELAND CLINIC FLORIDA | | 1 | 14 | 93% | 15 |
| ROBERT WOOD JOHNSON UNIVERSITY HOSP | | 13 | 2 | 13% | 15 |
| MINUTECLINIC, LLC, DBA MINUTECLINIC #5 | | 12 | 3 | 20% | 15 |
| CENTER ONE SURGERY CENTER | | 11 | 4 | 27% | 15 |
| PINELLAS 1 HOME HEALTH CARE CORP | | 15 | | | 15 |
| LAKE CO EMPLOYEE HEALTH AND WELLNESS CENTER | | 14 | 1 | 7% | 15 |
| KRYSTAL BAY NURSING AND REHABILITATION | | 11 | 4 | 27% | 15 |
| FAMILY CARE CENTER OF ARLINGTON | | 10 | 5 | 33% | 15 |
| CARESPOT EXPRESS HEALTHCARE | | | 15 | 100% | 15 |
| ORLANDO HEALTH | | 2 | 13 | 87% | 15 |

COVID-19: testing by laboratory

Data through Jan 31, 2021 verified as of Feb 1, 2021 at 09:25 AM

Data in this report are provisional and subject to change.

The numbers in the table below represent the number of Florida and non-Florida residents for whom test results were received by the Department of Health. A person can be tested by more than one laboratory and can have both positive and negative results. **Therefore, the sum of the numbers in each column will be larger than the total number of people tested.**

| Reporting lab | Inconclusive | Negative | Positive | Percent positive | Total |
|---|--------------|----------|----------|------------------|-------|
| ST LUCIE COUNTY JAIL | | 9 | 6 | 40% | 15 |
| BAYLOR GENETICS | | 6 | 9 | 60% | 15 |
| MICHAEL A VENZAIO MD | | 13 | 2 | 13% | 15 |
| EASTLAKE PEDIATRICS - TRINITY | | 15 | | | 15 |
| FLORIDA DEPARTMENT OF HEALTH IN HILLSBOROUGH COUNTY | | 1 | 14 | 93% | 15 |
| GUARDANT HEALTH | | 11 | 4 | 27% | 15 |
| COASTAL FAMILY PRACTICE | | 8 | 7 | 47% | 15 |
| TRINITY MEDICAL ASSOCIATES LLC | | | 15 | 100% | 15 |
| HODGES CLUSTER | | 2 | 13 | 87% | 15 |
| MULBERRY'S MOBILE PROVIDER SERVICES LLC | | 1 | 14 | 93% | 15 |
| HOLLEY-NAVARRE MEDICAL CLINIC | | 5 | 10 | 67% | 15 |
| FLORIDA HOSPITAL WINTER GARDEN | | 13 | 2 | 13% | 15 |
| SINAI HOSPITAL OF BALTIMORE | | 15 | | | 15 |
| EXPRESS FAMILY CARE LLC | | | 15 | 100% | 15 |
| BAYCARE HEALTH SYSTEMS, LLC | | | 15 | 100% | 15 |
| DIATHERIX | | 13 | 2 | 13% | 15 |
| HILA BECKERMAN MD LLC | | 14 | 1 | 7% | 15 |
| GRAND VILLA OF DELAND | | 11 | 4 | 27% | 15 |
| COLLEGE POINT URGENT CARE | | 13 | 2 | 13% | 15 |
| PRATTVILLE BAPTIST HOSPITAL | | 12 | 3 | 20% | 15 |
| BOCA SIMON LAB | | 1 | 14 | 93% | 15 |
| STARLING AT NOCATEE | | | 15 | 100% | 15 |
| Citymd Of Lacey | | 14 | 1 | 7% | 15 |
| SOUTH CAROLINA DEPT OF HEALTH AND ENVIRONMENT CONTROL | | 2 | 13 | 87% | 15 |
| LAKELAND HILLS CENTER | | 7 | 7 | 50% | 14 |
| NORTHWESTERN MEMORIAL HOSPITAL | | | 14 | 100% | 14 |
| ROSS MEDICAL GROUP | | | 14 | 100% | 14 |
| BVL PEDIATRICS | | 14 | | | 14 |
| ST JOSEPH HOSPITAL | | 13 | 1 | 7% | 14 |
| CARE CENTERS OF NASSAU, LLC - HENDRICKS RD | | 14 | | | 14 |
| URGENT TEAM | | 11 | 3 | 21% | 14 |
| D W MCMILLAN MEMORIAL HOSPITAL | | 4 | 10 | 71% | 14 |
| MEDEMERGE | | 13 | 1 | 7% | 14 |
| ALAN L MELOTEK MD | | 14 | | | 14 |
| DOCTORS MEDICAL CENTER OF WALTON COUNTY CLINIC | | | 14 | 100% | 14 |
| SOUTH FLORIDA DIALYSIS CENTER | | 8 | 6 | 43% | 14 |
| SOUTHEASTERN UNIVERSITY INC | | 14 | | | 14 |
| MINUTECLINIC MINUTECLINIC #8746 | | 14 | | | 14 |
| SONATA BOYNTON BEACH | | 13 | 1 | 7% | 14 |
| AIR, LAND & SEA PHYSICALS & CONSULTATIONS, LLC | | 13 | 1 | 7% | 14 |
| ST CLOUD MEDICAL GROUP | | 12 | 2 | 14% | 14 |
| CUSTEAD CARE CENTER HAVEN HOSPICE | | 12 | 2 | 14% | 14 |
| STATEN ISLAND UNIVERSITY HOSPITAL | | 13 | 1 | 7% | 14 |
| BASSETTI & ASSOCIATES, MD, PA | | | 14 | 100% | 14 |
| BAPTIST MEDICAL CENTER EAST | | 11 | 3 | 21% | 14 |
| POLK CHD BARTOW | | 13 | 1 | 7% | 14 |

COVID-19: testing by laboratory

Data through Jan 31, 2021 verified as of Feb 1, 2021 at 09:25 AM

Data in this report are provisional and subject to change.

The numbers in the table below represent the number of Florida and non-Florida residents for whom test results were received by the Department of Health. A person can be tested by more than one laboratory and can have both positive and negative results. **Therefore, the sum of the numbers in each column will be larger than the total number of people tested.**

| Reporting lab | Inconclusive | Negative | Positive | Percent positive | Total |
|---|--------------|----------|----------|------------------|-------|
| MEDEXPRESS URGENT CARE, MOON TOWNSHIP | | 13 | 1 | 7% | 14 |
| DOT DOC SARASOTA | | 12 | 2 | 14% | 14 |
| BOCA SIMON | | 2 | 12 | 86% | 14 |
| BENTON HOUSE OF PORT ORANGE | | 8 | 6 | 43% | 14 |
| ASTORIA HEALTH AND REHABILITATION CENTER | | 13 | 1 | 7% | 14 |
| WALK IN URGENT CARE | | | 14 | 100% | 14 |
| STATMED OCALA | | | 14 | 100% | 14 |
| SIGMUND LABS LLC | | 14 | | | 14 |
| MINUTECLINIC DIAGNOSTICS MEDICAL GROUP | | 13 | 1 | 7% | 14 |
| CARE HERE | | 1 | 13 | 93% | 14 |
| BREVARD HEALTH ALLIANCE INC, THE | | 9 | 5 | 36% | 14 |
| AUBURN COMMUNITY HOSPITAL | | 12 | 2 | 14% | 14 |
| MACKOUL PEDIATRICS FORT MYERS | | | 14 | 100% | 14 |
| JOSEPH SCHENKER MD PC DBA CENTERS URGENT | | 12 | 2 | 14% | 14 |
| ARDEN COURTS OF PALM HARBOR | | | 14 | 100% | 14 |
| INDIANA STATE DEPARTMENT OF HEALTH | | 1 | 13 | 93% | 14 |
| EPIPHANY HEALTH | | 8 | 6 | 43% | 14 |
| Ocala Oaks Rehabilitation Center | | 10 | 4 | 29% | 14 |
| MINUTECLINIC DIAGNOSTIC OF PENNSYLVANI | | 14 | | | 14 |
| CLEVELAND CLINIC | | | 14 | 100% | 14 |
| CARILLON SPORTS AND FAMILY MEDICINE | | 10 | 4 | 29% | 14 |
| UC HEALTH UNIVERSITY HOSPITAL | | 11 | 3 | 21% | 14 |
| Wesley Place on Honeysuckle | | 12 | 2 | 14% | 14 |
| Belleair Healthcare Center | | 8 | 6 | 43% | 14 |
| HEALTHFIRST ADVENT HEALTH CENTRA CARE COCOA BEACH | | | 14 | 100% | 14 |
| Consulate Health Care of Jacksonville | | | 14 | 100% | 14 |
| RIVERSIDE COTTAGES AT THE SHORES, LLC | | | 14 | 100% | 14 |
| INN AT LAKE SEMINOLE SQUARE, THE | | 14 | | | 14 |
| FORT HAMILTON URGENT CARE | | 14 | | | 14 |
| MINUTECLINIC DIAGNOSTIC MEDICAL GROUP | | 13 | 1 | 7% | 14 |
| CORE LABORATORY | | 1 | 13 | 93% | 14 |
| ADVENT HEALTH - WINTER HAVEN | | 7 | 6 | 46% | 13 |
| LAKE HOWARD HEIGHTS | 1 | 11 | 1 | 8% | 13 |
| ROCKLEDGE | | 3 | 10 | 77% | 13 |
| MELBOURNE FAMILY PRACTICE | | 12 | 1 | 8% | 13 |
| SOUTH NASSAU COMMUNITIES HOSPITAL | | 10 | 3 | 23% | 13 |
| CRESTVIEW IMMEDIATE CARE LL | | | 13 | 100% | 13 |
| ALAN SERURE MD | | 13 | | | 13 |
| FAMILY CARE | | | 13 | 100% | 13 |
| OPIS ISLAND LAKE CENTER | | 13 | | | 13 |
| FLORIDA STATE HOSPITAL | | | 13 | 100% | 13 |
| MINUTECLINIC DIAGNOSTIC OF SOUTH CAROL | | 11 | 2 | 15% | 13 |
| ORANGE REGIONAL MEDICAL CENTER LABORATORY | | 10 | 3 | 23% | 13 |
| ANYLABTESTNOW | | | 13 | 100% | 13 |
| LUCID DIAGNOSTICS LABS | | | 13 | 100% | 13 |
| CROSS CARE CENTER | | | 13 | 100% | 13 |

COVID-19: testing by laboratory

Data through Jan 31, 2021 verified as of Feb 1, 2021 at 09:25 AM

Data in this report are provisional and subject to change.

The numbers in the table below represent the number of Florida and non-Florida residents for whom test results were received by the Department of Health. A person can be tested by more than one laboratory and can have both positive and negative results. **Therefore, the sum of the numbers in each column will be larger than the total number of people tested.**

| Reporting lab | Inconclusive | Negative | Positive | Percent positive | Total |
|--|--------------|----------|----------|------------------|-------|
| INTERMOUNTAIN CENTRAL LAB | | 1 | 12 | 92% | 13 |
| FORT WALTON BEACH DEVELOPMENTAL CENTER | | 12 | 1 | 8% | 13 |
| ELTINGVILLE CIRCLE URGENT CARE | | 13 | | | 13 |
| MINUTECLINIC DIAGNOSTIC OF RHODE ISLAND, LLC #590 | | 12 | 1 | 8% | 13 |
| PREMIUM HEALTH SERVICES OF TAMPA BAY LLC | | 9 | 4 | 31% | 13 |
| HUDSON VALLEY HOSPITAL CENTER LABORATORY | | 12 | 1 | 8% | 13 |
| BROOKDALE DELAND | | | 13 | 100% | 13 |
| PREMIER LABORATORY SERVICES, LLC | | 5 | 8 | 62% | 13 |
| CLINICAL LABORATORY SERVICES | | | 13 | 100% | 13 |
| OPTIONS FOR SENIORS INC DBA PALM KREST MANOR | | 11 | 2 | 15% | 13 |
| COMMUNITY HEALTH OF SOUTH FLORIDA INC | | | 13 | 100% | 13 |
| A AND R RESEARCH GROUP LLC | | 10 | 3 | 23% | 13 |
| SHELBY COUNTY HEALTH CARE CORPORATION | | 10 | 3 | 23% | 13 |
| PHELPS HOSPITAL LABORATORY | | 11 | 2 | 15% | 13 |
| VILLA OF KINGS AND QUEENS OF DELRAY | | 13 | | | 13 |
| SPRINGWOOD COURT | | 8 | 5 | 38% | 13 |
| MAINSTREET FAMILY SELECT | | 1 | 12 | 92% | 13 |
| BAYA URGENT CARE LLC | | 1 | 12 | 92% | 13 |
| DYNAMIC DNA LAB | | 1 | 12 | 92% | 13 |
| MONTEFIORE ST LUKE'S CORNWALL HOSPITAL | | 10 | 3 | 23% | 13 |
| UNIVERSITY LAB | | | 13 | 100% | 13 |
| UNIVERSITY HOSPITAL UC HEALTH | | 9 | 4 | 31% | 13 |
| EAR NOSE AND THROAT ASSOCIATES OF MANATEE, P.A. | | 10 | 3 | 23% | 13 |
| FAMILY HEALTH CENTER | | | 13 | 100% | 13 |
| MEADOWCREST FAMILY PHYSICIANS PA | | | 13 | 100% | 13 |
| BROOKLYN HOSPITAL CENTER DOWNTOWN CAMPUS | | 13 | | | 13 |
| PARKWEST MEDICAL CENTER | | 11 | 2 | 15% | 13 |
| BARTON FAMILY PRACTICE | | 7 | 6 | 46% | 13 |
| Sunnyside Care Center | | 13 | | | 13 |
| SOUTHEAST FAMILY HEALTHCARE CENTER | | | 13 | 100% | 13 |
| BRYAN WHITFIELD MEMORIAL HOSPITAL | | 8 | 5 | 38% | 13 |
| IN-OFFICE LAB | | 12 | 1 | 8% | 13 |
| DAVITA DIALYSIS | | 4 | 9 | 69% | 13 |
| MEDEXPRESS URGENT CARE - ROBINSON TWP, STEUBENVILLE PIKE | | 11 | 2 | 15% | 13 |
| CAREATC | | | 13 | 100% | 13 |
| CVS MINUTE CLINIC DIAGNOSTIC OF TEXAS LLC | | 10 | 3 | 23% | 13 |
| ESCAMBIA COMMUNITY CLINIC | | 2 | 11 | 85% | 13 |
| GLENBROOKE AT PALM BAY | | | 13 | 100% | 13 |
| IREPERTOIRE_MOL_LAB | | 12 | | | 12 |
| WOODHOUSE INC | | 12 | | | 12 |
| LAB UNKNOWN | | 1 | 11 | 92% | 12 |
| WORLD WRESTLING ENTERTAINMENT | | | 12 | 100% | 12 |
| MINUTECLINIC #8699 | | 9 | 3 | 25% | 12 |
| CARENOW URGENT CARE-BRENTWOOD | | 8 | 4 | 33% | 12 |
| MERIDIAN AT WATERWAYS, THE | | 10 | 2 | 17% | 12 |
| MI CASA DORADA ASSISTED LIVING FACILIT | | 12 | | | 12 |

COVID-19: testing by laboratory

Data through Jan 31, 2021 verified as of Feb 1, 2021 at 09:25 AM

Data in this report are provisional and subject to change.

The numbers in the table below represent the number of Florida and non-Florida residents for whom test results were received by the Department of Health. A person can be tested by more than one laboratory and can have both positive and negative results. **Therefore, the sum of the numbers in each column will be larger than the total number of people tested.**

| Reporting lab | Inconclusive | Negative | Positive | Percent positive | Total |
|--|--------------|----------|----------|------------------|-------|
| NOVALIFE MEDSPA | | | 12 | 100% | 12 |
| FLORIDA PRESBYTERIAN HOMES INC | | 11 | 1 | 8% | 12 |
| CALLAWAY CLINIC | | 7 | 5 | 42% | 12 |
| TREASURE COAST URGENT CARE | | | 12 | 100% | 12 |
| WOODLAND TOWERS | | 6 | 6 | 50% | 12 |
| COMPREHENSIVE CHILDCARE ASSOCIATES | | 8 | 4 | 33% | 12 |
| APPLE DIAGNOSTICS LAB | | 5 | 7 | 58% | 12 |
| BAYCARE MEDICAL GROUP INC | | | 12 | 100% | 12 |
| INNOVATIVE RESEARCH OF WEST FLORIDA | | 9 | 3 | 25% | 12 |
| MI2297090CV HOLLAND-23D2189684 | | 12 | | | 12 |
| GENEXPERT | | | 12 | 100% | 12 |
| DIXIE COUNTY HEALTH DEPARTMENT | | 7 | 5 | 42% | 12 |
| SOUTHEASTERN LABORATORY | | | 12 | 100% | 12 |
| LAKES DIALYSIS CENTER INC | | | 12 | 100% | 12 |
| MINUTECLINIC DIAGNOSTIC OF MICHIGAN PC | | 11 | 1 | 8% | 12 |
| ORMOND MEDICAL ARTS | | 3 | 9 | 75% | 12 |
| THE PLAZA AT PARKSQUARE | | 12 | | | 12 |
| LIFE CARE OF PORT SAINT LUCIE | | 3 | 9 | 75% | 12 |
| ACADIAN DIAGNOSTIC LABORATORIES | | 8 | 4 | 33% | 12 |
| MINUTECLINIC, LLC, DBA MINUTECLINIC #2544 | | 11 | 1 | 8% | 12 |
| PROHEALTH CARE ASSOCIATES MOBILE | | 9 | 3 | 25% | 12 |
| WACO HHSSURGEWACO | 1 | 10 | 1 | 8% | 12 |
| ACCESS MEDICAL CENTER | | | 12 | 100% | 12 |
| PANCARE HEALTH - WEWA ELEMENTARY | | | 12 | 100% | 12 |
| FREEDOM SQUARE NURSING CENTER | | 4 | 8 | 67% | 12 |
| TLC FAMILY CARE HOME INC | | 12 | | | 12 |
| CVS TN5639POCT FARRAGUT | | 10 | 2 | 17% | 12 |
| MEDEXPRESS URGENT CARE - TIMBERLAKE | | 11 | 1 | 8% | 12 |
| FLORIDA DEPT OF HEALTH | | 4 | 8 | 67% | 12 |
| STEWART MELBOURNE HOSPITAL, INC | 1 | | 11 | 92% | 12 |
| OHIO STATE UNIVERSITY MEDICAL CENTER | | | 12 | 100% | 12 |
| FAMILY MEDICINE AT LONGWOOD | | | 12 | 100% | 12 |
| ADVENT HEALTH - KISSIMMEE | | 3 | 9 | 75% | 12 |
| SUWANNEE COUNTY JAIL | | 11 | 1 | 8% | 12 |
| NASSAU COUNTY JAIL | | 11 | 1 | 8% | 12 |
| NORTHWEST FLORIDA ENT, PA | | 5 | 7 | 58% | 12 |
| LAKEWOOD RANCH MEDICAL CENTER CLINICAL LAB | | | 12 | 100% | 12 |
| RAINBOW PEDIATRIC CENTER | | 2 | 10 | 83% | 12 |
| BROWARD DIALYSIS | | | 12 | 100% | 12 |
| SUNSHINE PEDIATRICS OF CENTRAL FLORIDA PL | | 10 | 2 | 17% | 12 |
| METHODIST MEDICAL CENTER | | 9 | 3 | 25% | 12 |
| FHCP-PORT ORANGE | | 3 | 9 | 75% | 12 |
| ST PETER'S UNIVERSITY HOSPITAL | | 9 | 3 | 25% | 12 |
| NAPLES GREEN VILLAGE | | 12 | | | 12 |
| Lady Lake Specialty Care | | | 12 | 100% | 12 |
| PRIMARY CARE MEDICINE | 1 | 10 | 1 | 8% | 12 |

COVID-19: testing by laboratory

Data through Jan 31, 2021 verified as of Feb 1, 2021 at 09:25 AM

Data in this report are provisional and subject to change.

The numbers in the table below represent the number of Florida and non-Florida residents for whom test results were received by the Department of Health. A person can be tested by more than one laboratory and can have both positive and negative results. **Therefore, the sum of the numbers in each column will be larger than the total number of people tested.**

| Reporting lab | Inconclusive | Negative | Positive | Percent positive | Total |
|--|--------------|----------|----------|------------------|-------|
| WALGREEN | | 4 | 8 | 67% | 12 |
| LEON CHD | | 12 | | | 12 |
| SUMMIT ATLANTIC SURGERY CENTER | | 12 | | | 12 |
| TNC WALK IN CLINIC | | 9 | 3 | 25% | 12 |
| MC DIAGNOSTIC OF CONNECTICUT, PC #775 | | 11 | 1 | 8% | 12 |
| VERITAS RESEARCH CORP | | | 12 | 100% | 12 |
| LONG ISLAND JEWISH VALLEY STREAM | | 12 | | | 12 |
| GLEN OAKS HEALTH AND REHABILITATION CENTER | | | 12 | 100% | 12 |
| PBSO WEST PALM FAMILY PRACTICE | | 1 | 11 | 92% | 12 |
| MERCY MEDICAL CENTER | | 5 | 7 | 58% | 12 |
| BAPTIST PRIMARY CARE PONTE VEDRA | | 6 | 5 | 45% | 11 |
| HAVEN HOSPICE | | | 11 | 100% | 11 |
| MEDEXPRESS URGENT CARE-ALTOONA | | 9 | 2 | 18% | 11 |
| WHITE-WILSON MEDICAL CENTER | | 11 | | | 11 |
| MORTON PLANT MEASE | | | 11 | 100% | 11 |
| UNIVERSITY CENTRA CARE | | 10 | 1 | 9% | 11 |
| ELITE HOME HEALTH SERVICES | | 11 | | | 11 |
| HORIZON MEDICAL GROUP | | 9 | 2 | 18% | 11 |
| Terrace of Jacksonville | | | 11 | 100% | 11 |
| WANTAGH URGENT CARE | | 8 | 3 | 27% | 11 |
| CARINGTON MANOR | | 11 | | | 11 |
| DMH STEINHATCHEE FAMILY MEDICINE | | 8 | 3 | 27% | 11 |
| ALCOVE ASSISTED LIVING FACILITY | | 11 | | | 11 |
| PRIMECARE ACQUISITION FAMILY PRACTICE INC | | 11 | | | 11 |
| CARLOS PORTU MD, PLLC | | | 11 | 100% | 11 |
| VALDOSTA FAMILY MEDICINE | | | 11 | 100% | 11 |
| LEHIGH VALLEY HOSPITAL | | 3 | 8 | 73% | 11 |
| COMMUNITY HOME HEALTH CARE | | 11 | | | 11 |
| REDMED CLINIC OF ARLINGTON | | 10 | 1 | 9% | 11 |
| WELLMED AT SOUTH PARSONS | | 9 | 2 | 18% | 11 |
| ORCHID COVE | | 2 | 9 | 82% | 11 |
| GADSDEN REGIONAL MEDICAL CENTER | | 11 | | | 11 |
| SAMARITAN MEDICAL CENTER | | 11 | | | 11 |
| ADVENTHEALTH MEDICAL GROUP CARE CLINIC AT | | 8 | 3 | 27% | 11 |
| PRIMECARE AT PORT ORANGE | | | 11 | 100% | 11 |
| CULINARY INSTITUTE OF AMERICA STUDENT | 3 | 8 | | | 11 |
| WINTER PARK CARE AND REHABILITATION | | | 11 | 100% | 11 |
| AVENTURA HOSPITAL AND MEDICAL CENTER | | | 11 | 100% | 11 |
| FAMILY PRACTICE ON THE GO | | 6 | 5 | 45% | 11 |
| QUOTIENT SCIENCES LABS LLC | | | 11 | 100% | 11 |
| MOUNT DORA PEDIATRICS | | 9 | 2 | 18% | 11 |
| MEDICAL CENTER AFFILIATES WEST PALM | | | 11 | 100% | 11 |
| EMERALD COAST PEDIATRICS | | | 11 | 100% | 11 |
| VIRTUA WEST JERSEY HOSPITAL VOORHEES | | 9 | 2 | 18% | 11 |
| SENIOR HOME CARE INC | | 11 | | | 11 |
| FIRST CHOICE PEDIATRICS INC | | 10 | 1 | 9% | 11 |

COVID-19: testing by laboratory

Data through Jan 31, 2021 verified as of Feb 1, 2021 at 09:25 AM

Data in this report are provisional and subject to change.

The numbers in the table below represent the number of Florida and non-Florida residents for whom test results were received by the Department of Health. A person can be tested by more than one laboratory and can have both positive and negative results. **Therefore, the sum of the numbers in each column will be larger than the total number of people tested.**

| Reporting lab | Inconclusive | Negative | Positive | Percent positive | Total |
|---|--------------|----------|----------|------------------|-------|
| St. Annes Nursing Center, St. Annes Residence, Inc. | | 11 | | | 11 |
| THE TERRACE OF SAINT CLOUD | | 9 | 2 | 18% | 11 |
| NORTHERN WESTCHESTER HOSPITAL LABORATORY | | 9 | 2 | 18% | 11 |
| BENTLEY VILLAGE II | | 2 | 9 | 82% | 11 |
| JOSEF SCHENKER MD PC DBA CENTERS URGENT | | 10 | 1 | 9% | 11 |
| UMHC/SYLVESTER AT KENDALL | | 1 | 10 | 91% | 11 |
| FIRST CHOICE PEDIATRICS WINTER SPRINGS | | 10 | 1 | 9% | 11 |
| JFK MEDICAL CENTER NORTH LAB | | 1 | 10 | 91% | 11 |
| BIOTECH CLINICAL LABORATORIES, INC. | | 1 | 10 | 91% | 11 |
| DESOTO HEALTH AND REHAB LLC | | 7 | 4 | 36% | 11 |
| AIM LABORATORIES | | | 11 | 100% | 11 |
| GENESIS | | 7 | 4 | 36% | 11 |
| ADVENTHEALTH MEDICAL GROUP PULMONOLOGY | | 10 | 1 | 9% | 11 |
| TELEVISIT PALM BAY FAMILY PRACTICE | | 9 | 2 | 18% | 11 |
| STAT MEDICAL CLINIC III INC | | 6 | 5 | 45% | 11 |
| MINUTECLINIC DIAGNOSTIC OF TN PC #566 | | 9 | 2 | 18% | 11 |
| PALM BEACH PATHOLOGY | | 9 | 2 | 18% | 11 |
| NIGHT LITE PEDIATRICS CENTER, LLC | | 1 | 10 | 91% | 11 |
| TROPICANA | | 5 | 6 | 55% | 11 |
| BELLEVUE HOSPITAL CENTER DEPARTMENT | | 11 | | | 11 |
| CORNER OAK ESTATE LLC | | 11 | | | 11 |
| PINELLAS COUNTY HEALTH DEPARTMENT | | 2 | 9 | 82% | 11 |
| ORLANDO FAMILY MEDICINE | | 4 | 7 | 64% | 11 |
| MHHS All Lab Subsection | | 11 | | | 11 |
| BASSETTI MEDICAL RESEARCH INC | | 9 | 2 | 18% | 11 |
| GRACE WELLNESS CENTER | | 3 | 8 | 73% | 11 |
| SEMORAN FAMILY HEALTH LLC | | 10 | 1 | 9% | 11 |
| CARE FAST MURABELLA | | 7 | 4 | 36% | 11 |
| ARNOT OGDEN MEDICAL CENTER LABORATORY | | 11 | | | 11 |
| WATSON HEALTHCARE | | 8 | 3 | 27% | 11 |
| NORTH OKALOOSA PHYSICIAN GROUP | | 10 | | | 10 |
| MEDEXPRESS URGENT CARE PARKERSBURG | | 8 | 2 | 20% | 10 |
| CBC LAB | | 3 | 7 | 70% | 10 |
| NURSING PLUS OF BROWARD LLC | | 1 | 9 | 90% | 10 |
| URGENT CARE USA LLC | | 1 | 9 | 90% | 10 |
| BROWARD HEALTH CARE | | | 10 | 100% | 10 |
| PANCARE HEALTH - VERNON ELEMENTARY | | | 10 | 100% | 10 |
| Hialeah Nursing And Rehabilitation Center | | 6 | 4 | 40% | 10 |
| URGENT CARE CENTER AT PINNACLE | | 4 | 6 | 60% | 10 |
| PBC PREMIER FAMILY HEALTH | | | 10 | 100% | 10 |
| ESTATES MEDICAL CENTER INC | | | 10 | 100% | 10 |
| MEDEXPRESS URGENT CARE - SEMINOLE SQUA | | 9 | 1 | 10% | 10 |
| STATEN ISLAND UNIVERSITY HOSPITAL SEGUINE AVE | | 9 | 1 | 10% | 10 |
| PRORENATA LABS | | 2 | 8 | 80% | 10 |
| Maury Regional Hospital | | 6 | 4 | 40% | 10 |
| SOMA MEDICAL CENTER # 4 | | 2 | 8 | 80% | 10 |

COVID-19: testing by laboratory

Data through Jan 31, 2021 verified as of Feb 1, 2021 at 09:25 AM

Data in this report are provisional and subject to change.

The numbers in the table below represent the number of Florida and non-Florida residents for whom test results were received by the Department of Health. A person can be tested by more than one laboratory and can have both positive and negative results. **Therefore, the sum of the numbers in each column will be larger than the total number of people tested.**

| Reporting lab | Inconclusive | Negative | Positive | Percent positive | Total |
|--|--------------|----------|----------|------------------|-------|
| PLYMOUTH HARBOR INCORPORATED | | 9 | 1 | 10% | 10 |
| CREATIVE TESTING SOLUTIONS | | 3 | 7 | 70% | 10 |
| ADVENTIST HEALTH SYSTEM FLORIDA DEPT OF HEALTH | | 6 | 4 | 40% | 10 |
| ACCESS PHARMACY | | 10 | | | 10 |
| Hackensack Umc Mountainside | | 9 | 1 | 10% | 10 |
| GEORGE W FERGUSON MD-CONCIERGE MEDICAL SERVICES PL | | 9 | 1 | 10% | 10 |
| BEAUMONT LABORATORY | | | 10 | 100% | 10 |
| TENNESSEE DEPARTMENT OF HEALTH (TDH) - CENTRAL LABORATORY | | 2 | 8 | 80% | 10 |
| MOSOLF PEDIATRICS | | | 10 | 100% | 10 |
| MEDEX REGIONAL LABORATORIES LLC | | 1 | 9 | 90% | 10 |
| CARENOW URGENT CARE - EAST NASHVILLE | | 8 | 2 | 20% | 10 |
| EMERALD COAST HOSPICE - CRESTVIEW | | 10 | | | 10 |
| CARENOW URGENT CARE-WEST END | | 7 | 3 | 30% | 10 |
| AMBRY GENETICS CORPORATION | | 10 | | | 10 |
| CORONA PATHOLOGY | | 10 | | | 10 |
| SOMA MEDICAL CENTER, P.A. | | | 10 | 100% | 10 |
| COMMUNITY HEALTH CENTER | | 2 | 8 | 80% | 10 |
| MINUTECLINIC DIAGNOSTIC OF TN, PC 374 | | 6 | 4 | 40% | 10 |
| APPALACHIAN REGIONAL HEALTHCARE SYSTEM | | 10 | | | 10 |
| COVANCE CENTRAL LABORATORY | | | 10 | 100% | 10 |
| KIDSVILLE PEDIATRICS | | | 10 | 100% | 10 |
| ISLAND COAST PEDIATRICS IN-HOUSE LAB | | 10 | | | 10 |
| LAKE BALDWIN CBOC | | 9 | 1 | 10% | 10 |
| ONEIDA HEALTHCARE CENTER | | 8 | 2 | 20% | 10 |
| MED LABS DIAGNOSTICS | | 5 | 5 | 50% | 10 |
| MEDEXPRESS URGENT CARE - LAFAYETTE | | 9 | 1 | 10% | 10 |
| WELLMED AT PORT ST LUCIE WEST | | 6 | 4 | 40% | 10 |
| LAKE NONA MEDICAL SERVICES | | 3 | 7 | 70% | 10 |
| St Joseph's Hospital & Medical Center | | 9 | 1 | 10% | 10 |
| ASSOCIATES MD CYPRESS CREEK | | | 10 | 100% | 10 |
| MEDEXPRESS URGENT CARE CHARLESTON | | 6 | 4 | 40% | 10 |
| BOCA RATON REGIONAL HOSPITAL LAB | | | 10 | 100% | 10 |
| STEINHATCHEE DRUGS | | 7 | 3 | 30% | 10 |
| GRAND VILLA OF ALTAMONTE SPRINGS | | 3 | 7 | 70% | 10 |
| MEDEXPRESS URGENT CARE-KATY | | 7 | 3 | 30% | 10 |
| BROOKDALE PANAMA CITY | | 9 | 1 | 10% | 10 |
| FAMILY MEDICINE AT HUNTERS CREEK | | 10 | | | 10 |
| ILLINOIS DEPT OF PUBLIC HEALTH LAB - SPRINGFIELD | | | 10 | 100% | 10 |
| RPC@HODGES | | 2 | 8 | 80% | 10 |
| VASCONCELLO COHEN MD PA | | 9 | 1 | 10% | 10 |
| HCR MANORCARE | | 10 | | | 10 |
| MEDICAL LABORATORY DIAGNOSTICS | | | 10 | 100% | 10 |
| Grand Villa of Deerfield Beach | | 8 | 2 | 20% | 10 |
| ALABAMA DEPARTMENT OF PUBLIC HEALTH | | 1 | 9 | 90% | 10 |
| SAVANNAH MANOR ASSISTED LIVING COMMUNITY | | | 10 | 100% | 10 |
| NEW JERSEY DEPARTMENT OF HEALTH COMMUNICABLE DISEASE SERVICE | | 3 | 7 | 70% | 10 |

COVID-19: testing by laboratory

Data through Jan 31, 2021 verified as of Feb 1, 2021 at 09:25 AM

Data in this report are provisional and subject to change.

The numbers in the table below represent the number of Florida and non-Florida residents for whom test results were received by the Department of Health. A person can be tested by more than one laboratory and can have both positive and negative results. **Therefore, the sum of the numbers in each column will be larger than the total number of people tested.**

| Reporting lab | Inconclusive | Negative | Positive | Percent positive | Total |
|---|--------------|----------|----------|------------------|-------|
| VITALANT | | 1 | 9 | 90% | 10 |
| PARROTT MEDICAL CLINIC | | | 10 | 100% | 10 |
| ADVENTHEALTH MEDICAL GROUP | | 9 | 1 | 10% | 10 |
| MEYER PEDIATRICS CHTD | | 10 | | | 10 |
| VETERNANS ADMINISTRATION | | | 10 | 100% | 10 |
| MISSOURI DEPARTMENT OF HEALTH AND SENIOR SERVICES | | | 10 | 100% | 10 |
| WEEMS MEMORIAL HOSPITAL | | 7 | 3 | 30% | 10 |
| CONSULATE HEALTH CARE OF PENSACOLA | | | 10 | 100% | 10 |
| SONORAN DESERT PATHOLOGY ASSOCIATES | | | 10 | 100% | 10 |
| PULSE & REMEDY LLC | | | 9 | 100% | 9 |
| PEDIATRIC HEALTH CARE ALLIANCE | | | 9 | 100% | 9 |
| CHEMISYS LABORATORIES | | 1 | 8 | 89% | 9 |
| BAYFRONT HEALTH ST PETERSBURG | | 8 | 1 | 11% | 9 |
| MOBILE RESPONSE DIAGNOSTICS LLC | | 8 | 1 | 11% | 9 |
| HOPE HEALTHCARE | | 9 | | | 9 |
| GCPM MANUAL MICROBIOLOGY | | 1 | 8 | 89% | 9 |
| Signature Healthcare of Ormond | | 9 | | | 9 |
| NIGHT OWL PEDIATRICS URGENT CARE | | | 9 | 100% | 9 |
| CROSSROADS URGENT CARE, PLLC | | 9 | | | 9 |
| MIDMICHIGAN MEDICAL CENTER | | | 9 | 100% | 9 |
| MAINSTREET FAMILY CARE | | | 9 | 100% | 9 |
| ST ANTHONY'S HOSP PATIENT CARE SERVICE | | | 9 | 100% | 9 |
| AVALON FAMILY RESORT ASSISTED LIVING LLC | | 9 | | | 9 |
| THE VILLAGES HEALTH | | 5 | 4 | 44% | 9 |
| RHODE ISLAND DEPARTMENT OF HEALTH | | | 9 | 100% | 9 |
| UNAVAILABLE/UNKNOWN/NO INFORMATION FOUND | | | 9 | 100% | 9 |
| UNIVERSITY MEDICAL CENTER | | 8 | 1 | 11% | 9 |
| CLAYMED OF NORTH FLORIDA | | | 9 | 100% | 9 |
| MONROE COUNTY HOSPITAL | | 6 | 3 | 33% | 9 |
| CARENOW URGENT CARE-MT JULIET | | 8 | 1 | 11% | 9 |
| PERSONAL PEDIATRICS PA | | 7 | 2 | 22% | 9 |
| LAKEVIEW HEALTH SYSTEMS | | | 9 | 100% | 9 |
| CVS MINUTE CLINIC DIAGNOSTIC PA | | 7 | 2 | 22% | 9 |
| WINDSOR OF GAINESVILLE | | 9 | | | 9 |
| BAY COUNTY HEALTH DEPARTMENT | | 9 | | | 9 |
| ORLANDO CLINICAL RESEARCH CENTER | | 8 | 1 | 11% | 9 |
| Manor Care of Dunedin | | 6 | 3 | 33% | 9 |
| ALACHUA | | | 9 | 100% | 9 |
| AMERICAN HEALTH ASSOCIATES INC | | 1 | 8 | 89% | 9 |
| ADEPT INPATIENT MEDICAL SERVICES PC | | 9 | | | 9 |
| BUENA VIDA ESTATES | | | 9 | 100% | 9 |
| AZALEA HEALTH | | 2 | 7 | 78% | 9 |
| COLLIER COUNTY JAIL | | 9 | | | 9 |
| ANY LAB TEST NOW INC | | | 9 | 100% | 9 |
| FLORIDA MEDICAL CLINIC IM MLK | | 9 | | | 9 |
| BLOCK NATION CHASE | | 4 | 5 | 56% | 9 |

COVID-19: testing by laboratory

Data through Jan 31, 2021 verified as of Feb 1, 2021 at 09:25 AM

Data in this report are provisional and subject to change.

The numbers in the table below represent the number of Florida and non-Florida residents for whom test results were received by the Department of Health. A person can be tested by more than one laboratory and can have both positive and negative results. **Therefore, the sum of the numbers in each column will be larger than the total number of people tested.**

| Reporting lab | Inconclusive | Negative | Positive | Percent positive | Total |
|--|--------------|----------|----------|------------------|-------|
| WESTCHESTER GENERAL HOSPITAL BLOOD GAS LAB | | | 9 | 100% | 9 |
| GNT ASSOCIATES | | 8 | 1 | 11% | 9 |
| NATIONAL GENETICS INST LABCORP | | 4 | 5 | 56% | 9 |
| MAIMONIDES MEDICAL CENTER | | 6 | 3 | 33% | 9 |
| NORTHSHORE UNIVERSITY HEALTHSYSTEM EVANSTON HOSPITAL LAB | | | 9 | 100% | 9 |
| MICHIGAN DEPARTMENT OF COMMUNITY HEALTH | | 1 | 8 | 89% | 9 |
| Westchester General Hospital | | | 9 | 100% | 9 |
| OMNI | | | 9 | 100% | 9 |
| CVS MINUTE CLINIC DIAGNOSTIC OF WISCONSIN | | 9 | | | 9 |
| SURGERY CENTER OF CORAL GABLES LLC,THE | | 8 | 1 | 11% | 9 |
| URGENT CARE & FAMILY PRACTICE CENTER | | | 9 | 100% | 9 |
| CVS PHARMACY NO 274 | | 9 | | | 9 |
| RICHMOND UNIVERSITY MEDICAL CENTER | | 7 | 2 | 22% | 9 |
| RIVERSIDE MEDICAL GROUP | | 8 | 1 | 11% | 9 |
| NORTHWEST FLORIDA COMMUNITY HOSPITAL LABORATORY | | 8 | 1 | 11% | 9 |
| CVS HEALTH, #3396 | | 9 | | | 9 |
| ASHRAF MEDICAL GROUP PLLC DBA PULSE M | | 8 | 1 | 11% | 9 |
| PATEL MEDICAL VENTURES | | 8 | 1 | 11% | 9 |
| BAYONET POINT HOSPITAL | | | 9 | 100% | 9 |
| COASTAL COMPLETE CARE | | 4 | 5 | 56% | 9 |
| LOREY ALF | | 9 | | | 9 |
| WADSWORTH CENTER - DAVID AXELROD INSTITUTE | | 8 | 1 | 11% | 9 |
| PRIMARY CARE WALK IN CLINIC PLLC | | | 9 | 100% | 9 |
| LPG PEDIATRICS AT PAGE FIELD | | 9 | | | 9 |
| VILLAGE PLACE HEALTH AND REHAB | | 9 | | | 9 |
| YORKVILLE PEDIATRIC URGENT CARE | | 9 | | | 9 |
| CHILDREN'S HEALTH CENTER INC. | | 7 | 2 | 22% | 9 |
| CLEVELAND TENNESSEE HOSPITAL COMPANY | | 8 | 1 | 11% | 9 |
| FLORIDA MEDICAL CLINIC - MULTI SPECIALTY CAMPUS | | 2 | 7 | 78% | 9 |
| OUR HOME AT BEACON HILL | | | 9 | 100% | 9 |
| MOLECULAR PATHOLOGY LABORATORY | | | 9 | 100% | 9 |
| WINDSOR OF SAN PABLO, THE | | 6 | 3 | 33% | 9 |
| FAMILY PRACTICE OF DAVIE INC | | | 9 | 100% | 9 |
| MEDEXPRESS URGENT CARE- MARYLAND | | 8 | 1 | 11% | 9 |
| BITTINGS APOTHECARY INC | | 7 | 2 | 22% | 9 |
| HIGH TOWER ALF LLC | | 8 | 1 | 11% | 9 |
| ROSECASTLE | | | 9 | 100% | 9 |
| LAKE NONA MEDICAL SERVICE LLC | | 9 | | | 9 |
| ORANGE PARK PEDIATRIC ASSOCIATES | | 1 | 8 | 89% | 9 |
| SHERMAN-ABRAMS LABORATORY INC | | 8 | 1 | 11% | 9 |
| NATURE COAST REGIONAL MEDICAL CENTER | | | 9 | 100% | 9 |
| RED MOUNTAIN DIAGNOSTICS | | 9 | | | 9 |
| PBC FIREFIGHTER BENEFIT FUND WELLNESS CENTER | | 1 | 8 | 89% | 9 |
| SAMARITAN HOSPITAL LABORATORY | | 8 | 1 | 11% | 9 |
| HEALTHWORKS MED GROUP OF FLORIDA PA | | 4 | 5 | 56% | 9 |
| ADVENT HEALTH - FOUR CORNERS ER | | 8 | 1 | 11% | 9 |

COVID-19: testing by laboratory

Data through Jan 31, 2021 verified as of Feb 1, 2021 at 09:25 AM

Data in this report are provisional and subject to change.

The numbers in the table below represent the number of Florida and non-Florida residents for whom test results were received by the Department of Health. A person can be tested by more than one laboratory and can have both positive and negative results. **Therefore, the sum of the numbers in each column will be larger than the total number of people tested.**

| Reporting lab | Inconclusive | Negative | Positive | Percent positive | Total |
|---|--------------|----------|----------|------------------|-------|
| BAPTIST HEALTH | | | 9 | 100% | 9 |
| NEMOURS CHILDREN'S PRIMARY CARE VERO BEACH | | | 9 | 100% | 9 |
| TMH PHYSICIAN PARTNERS - MONTICELLO | | 8 | 1 | 11% | 9 |
| MEDEXPRESS URGENT CARE - WINCHESTER GATEWAY | | 7 | 2 | 22% | 9 |
| PRECISION GENETICS | | | 9 | 100% | 9 |
| MINUTECLINIC DIAGNOSTIC OF LOUISIANA | | 8 | 1 | 11% | 9 |
| Consulate Health Care of Brandon | | 7 | 2 | 22% | 9 |
| MINUTE CLINIC LLC #1448 | | 8 | 1 | 11% | 9 |
| MINUTECLINIC DIAGNOSTIC OF TN, PC 6438 | | 7 | 2 | 22% | 9 |
| CVS MINUTE CLINIC DIAGNOSTIC MED GRP OF CA | | 9 | | | 9 |
| RIVERWOOD CENTER,THE | | | 9 | 100% | 9 |
| OPTIMAL CARE PEDIATRICS | | | 9 | 100% | 9 |
| MEDEXPRESS URGENT CARE - PANTOPS | | 8 | 1 | 11% | 9 |
| MONTEFIORE MEDICAL CENTER LABORATORIES - WEILER | | 6 | 2 | 25% | 8 |
| THE WOLFF CENTER FOR CHILD & ADOLESCENT HEALTH | | | 8 | 100% | 8 |
| PRIMARY CARE SPECIALISTS OF ORLANDO LLC | | 6 | 2 | 25% | 8 |
| ALLINA HEALTH - ABBOTT NORTHWESTERN HOSPITAL | | 5 | 3 | 38% | 8 |
| VETERANS AFFAIRS MEDICAL CENTER - OUTPATIENT | | | 8 | 100% | 8 |
| MONTEFIORE MEDICAL CENTER LABORATORIES - NORTH | | 8 | | | 8 |
| MINUTECLINIC DIAGNOSTIC OF TN PC #320 | | 7 | 1 | 13% | 8 |
| GUIDEWELL EMERGENCY MEDICINE DOCTORS LLC | | 2 | 6 | 75% | 8 |
| BENSONHURST URGENT CARE | | 8 | | | 8 |
| WILTON MANORS HEALTH & REHABILITATION CENTER | | | 8 | 100% | 8 |
| WATERFORD AT CREEKSIDE, THE | | | 8 | 100% | 8 |
| SARASOTA - ROBERT L TAYLOR COMMUNITY CENTER | | 1 | 7 | 88% | 8 |
| BAPTIST OUTPATIENT | | | 8 | 100% | 8 |
| FLORIDA MENTOR | | 7 | 1 | 13% | 8 |
| COLLIER COUNTY HEALTH DEPT. | | 4 | 4 | 50% | 8 |
| MINUTE CLINIC DIAGNOSTIC OF SC, LLC #42 | | 7 | 1 | 13% | 8 |
| BRENNITY AT VERO BEACH, THE | | | 8 | 100% | 8 |
| MEDEXPRESS URGENT CARE-LATROBE | | 8 | | | 8 |
| X-GENE MOLECULAR LABS | | 1 | 7 | 88% | 8 |
| MIAMI BEACH MEDICAL GROUP LLC | | | 8 | 100% | 8 |
| CLINIC OF PEDIATRICS & GI MEDICINE INC | | | 8 | 100% | 8 |
| ROBERT WOOD JOHNSON HOSPITAL | | 7 | 1 | 13% | 8 |
| INTERNAL MEDICINE ASSOCIATES OF JACKSON HOSPITAL | | | 8 | 100% | 8 |
| DEPARTMENT OF HEALTH- CITRUS COUNTY | | 1 | 7 | 88% | 8 |
| MINUTE CLINIC DIAGNOSTIC OF VIRGINIA, LLC | | 8 | | | 8 |
| FAMILY MEDICINE OF WESTON LLC | | | 8 | 100% | 8 |
| ST CHARLES HOSPITAL LABORATORY | | 8 | | | 8 |
| GOLISANO CHILDREN'S HOSPITAL OF SOUTHWEST FLORIDA | | 6 | 2 | 25% | 8 |
| HUNTINGTON VILLAGE URGENT CARE | | 8 | | | 8 |
| VIGILINT HEALTHCARE | | 5 | 3 | 38% | 8 |
| STERLING HOUSE OF WINTER HAVEN | | | 5 | 38% | 8 |
| HOLY NAME MEDICAL CENTER | 1 | 6 | 1 | 13% | 8 |
| MID-HUDSON VALLEY DIVISION OF WESTCHESTER MEDICAL | | 8 | | | 8 |

COVID-19: testing by laboratory

Data through Jan 31, 2021 verified as of Feb 1, 2021 at 09:25 AM

Data in this report are provisional and subject to change.

The numbers in the table below represent the number of Florida and non-Florida residents for whom test results were received by the Department of Health. A person can be tested by more than one laboratory and can have both positive and negative results. **Therefore, the sum of the numbers in each column will be larger than the total number of people tested.**

| Reporting lab | Inconclusive | Negative | Positive | Percent positive | Total |
|--|--------------|----------|----------|------------------|-------|
| LAKE CO SCHOOLS EMPLOYEE HEALTH & WELLNESS CENTER | 1 | 6 | 1 | 13% | 8 |
| THE MARY IMOGENE BASSETT HOSPITAL | | 8 | | | 8 |
| CARROLL GARDENS URGENT CARE | | 8 | | | 8 |
| LUXOR SCIENTIFIC LLC | | 1 | 7 | 88% | 8 |
| THOMAS JEFFERSON UNIVERSITY HOSPITAL | | 4 | 4 | 50% | 8 |
| KESHAV RX LLC | | 7 | 1 | 13% | 8 |
| GENE STREET LABORATORIES, LLC | | 6 | 2 | 25% | 8 |
| MEDICANA NURSING AND REHAB CENTER | | | 8 | 100% | 8 |
| CVS MINUTE CLINIC, LLC | | 6 | 2 | 25% | 8 |
| CCS - JOSEPH V CONTE | | 8 | | | 8 |
| FLORIDA HEART AND VASCULAR MULTISPECIALTY GROUP | | 8 | | | 8 |
| ST. JOSEPH HOSPITAL AND HEALTH CARE INC. | | | 8 | 100% | 8 |
| METHODIST HOSPITAL | | | 8 | 100% | 8 |
| MEDEXPRESS URGENT CARE, BUTLER | | 5 | 3 | 38% | 8 |
| RUSSELL MEDICAL CENTER | | 7 | 1 | 13% | 8 |
| ST CLOUD PHYSICIAN MANAGMENT LLC | | 7 | 1 | 13% | 8 |
| ADVENTHEALTH MEDICAL GROUP PEDIATRICS AT | | 2 | 6 | 75% | 8 |
| MEDEXPRESS URGENT CARE MONACA | | 8 | | | 8 |
| SOMA MEDICAL CENTER, PA #4 FLORIDA MANGO | | | 8 | 100% | 8 |
| MEDEXPRESS URGENT CARE - MONROE | | 8 | | | 8 |
| MEDEXPRESS URGENT CARE - CHRISTIANBURG | | 7 | 1 | 13% | 8 |
| NITIN BAWA PROFESSIONAL ASSOCIATES | | | 8 | 100% | 8 |
| JOHNS HOPKINS MEDICAL LABORATORIES | | 1 | 7 | 88% | 8 |
| FLORIDA HOSPITAL PHYSICIAN GROUP | | 3 | 5 | 63% | 8 |
| LIFE CARE CITRUS COUNTY | | | 8 | 100% | 8 |
| MC DIAGNOSTIC OF CONNECTICUT, PC #1960 | | 8 | | | 8 |
| FOUNTAINVIEW BY FIVE STAR QUALITY CARE | | 7 | 1 | 13% | 8 |
| PALM BEACH CDH - DELRAY BEACH | | | 8 | 100% | 8 |
| AFC URGENT CARE - CEDAR GROVE | | 8 | | | 8 |
| HARBORCHASE OF DR PHILLIPS | | 7 | 1 | 13% | 8 |
| MINUTECLINIC DIAGNOSTIC OF TN PC #6435 | | 8 | | | 8 |
| EXECUTIVE MEDICAL SERVICES | | 8 | | | 8 |
| ENT AND ALLERGY ASSOCIATES OF FLORIDA LLC | | 7 | 1 | 13% | 8 |
| EMERGENCY MEDICAL CENTER | | 3 | 5 | 63% | 8 |
| IU HEALTH PATHOLOGY | | 1 | 7 | 88% | 8 |
| ST JUDE LABORATORIES | | 6 | 2 | 25% | 8 |
| WHITE SANDS OUTPATIENT SERVICES (WSOP SERVICES LLC | | 8 | | | 8 |
| CVS MINUTE CLINIC DIAGNOSTIC OF TEXAS, LLC | | 8 | | | 8 |
| CIGNA ONSITE HEALTH LLC | | 2 | 6 | 75% | 8 |
| CIAN DIAGNOSTICS | | | 8 | 100% | 8 |
| PUTNAM COUNTY EMERGENCY RESCUE SERVICE | | 5 | 3 | 38% | 8 |
| ST JOSEPHS HOSPITAL SOUTH HOSPITAL | | | 8 | 100% | 8 |
| JOHN W NORRIS III MD PA | | | 8 | 100% | 8 |
| HEALTHMARK REGIONAL HOSPITAL LAB | | 4 | 4 | 50% | 8 |
| WELLIGENT | | 1 | 7 | 88% | 8 |
| BEAUMONT EMERGENCY CENTER | | | 8 | 100% | 8 |

COVID-19: testing by laboratory

Data through Jan 31, 2021 verified as of Feb 1, 2021 at 09:25 AM

Data in this report are provisional and subject to change.

The numbers in the table below represent the number of Florida and non-Florida residents for whom test results were received by the Department of Health. A person can be tested by more than one laboratory and can have both positive and negative results. **Therefore, the sum of the numbers in each column will be larger than the total number of people tested.**

| Reporting lab | Inconclusive | Negative | Positive | Percent positive | Total |
|--|--------------|----------|----------|------------------|-------|
| URGENT MEDICAL CENTER INC | | 2 | 6 | 75% | 8 |
| MAIN STREET MEDICAL CENTER OF CRESTVIEW PA | | 1 | 7 | 88% | 8 |
| URGENT TEAM MANAGEMENT OF TENNESSEE | | 7 | 1 | 13% | 8 |
| FLORIDA CLINICAL LAB | | 1 | 7 | 88% | 8 |
| SYLVESTER AT PLANTATION LABORATORY | | 7 | 1 | 13% | 8 |
| DOCTOR'S IN-HOUSE LAB/COMMUNITY HEALTH CENTERS OF PINELLAS - CLEARWATE | | | 8 | 100% | 8 |
| MAGNOLIA PEDIATRICS GROUP LLC | | | 8 | 100% | 8 |
| MINUTECLINIC DIAGNOSTIC OF NEW MEXICO | | 8 | | | 8 |
| ORMOND BEACH CENTRA CARE | | | 8 | 100% | 8 |
| BARTON PARKER OD PC | | 8 | | | 8 |
| DOH-TAMPA BRANCH LABORATORY (MLK BLVD) | | 4 | 4 | 50% | 8 |
| PASSPORT HEALTH OF TAMPA BAY | | 8 | | | 8 |
| PALM BAY FAMILY PRACTICE | | 4 | 4 | 50% | 8 |
| MEDEXPRESS URGENT CARE - WASHINGTON | | 6 | 2 | 25% | 8 |
| DOCTOR'S IN HOUSE LAB | | | 8 | 100% | 8 |
| MEDEXPRESS URGENT CARE - SALEM | | 4 | 4 | 50% | 8 |
| DAVID LAWRENCE CENTER INC | | 7 | 1 | 13% | 8 |
| RIVERVIEW REGIONAL MEDICAL CENTER | | 6 | 2 | 25% | 8 |
| SIDDH INC DBA SAN CARLOS PHARMACY | | 6 | 2 | 25% | 8 |
| GENEUS DIAGNOSTICS | | | 8 | 100% | 8 |
| MINUTE CLINIC LLC #5733 | | 8 | | | 8 |
| BLOOMING GARDENS OF CARE INC | | 8 | | | 8 |
| PUTNAM FAMILY CARE INC | | 3 | 5 | 63% | 8 |
| BROOKDALE CITRUS | | | 8 | 100% | 8 |
| HUNTINGTON URGENT CARE | | 8 | | | 8 |
| MINUTECLINIC DIAGNOSTIC OF TN PC #6415 | | 7 | 1 | 13% | 8 |
| COLLIER BLVD HMA PHYSICIAN MANAGEMENT,, LLC | | | 8 | 100% | 8 |
| DORAL URGENT CARE | | | 8 | 100% | 8 |
| PENSACOLA CLUSTER | | | 8 | 100% | 8 |
| FORT PIERCE FAMILY CARE INC | | 3 | 5 | 63% | 8 |
| CHILDREN'S HEALTHCARE OF ATLANTA/EGLESTON | | 8 | | | 8 |
| PALM BEACH COUNTY HEALTH DEPARTMENT LABORATORY | | | 8 | 100% | 8 |
| ORLANDO HEALTH PHYSICIAN ASSOCIATES | | 4 | 4 | 50% | 8 |
| CONSULATE HEALTH CARE | | 7 | 1 | 13% | 8 |
| LIFE'S SPECIAL MOMENTS INC | | 8 | | | 8 |
| GULF COAST MEDICAL GROUP | | 2 | 6 | 75% | 8 |
| ARCHBOLD MEMORIAL HOSPITAL/LAB | | 3 | 5 | 63% | 8 |
| CVS NC187POCT CHARLOTTE | | 8 | | | 8 |
| FLORIDA HOSPITAL WINTER PARK | | 7 | 1 | 13% | 8 |
| FAST PACE MEDICAL CLINIC PLLC | | 6 | 2 | 25% | 8 |
| MEDEXPRESS URGENT CARE - BENTON HARBOR | | 8 | | | 8 |
| FHCP-ORANGE CITY | | | 8 | 100% | 8 |
| LANE PEDIATRICS PA | | | 8 | 100% | 8 |
| NORTHWEST FLORIDA COMMUNITY HOSPITAL 3RD FLOOR | | 8 | | | 8 |
| Sunset Lake Health and Rehabilitation Center | | 8 | | | 8 |
| ATLANTIC CONSOLIDATED LABORATORY | | 8 | | | 8 |

COVID-19: testing by laboratory

Data through Jan 31, 2021 verified as of Feb 1, 2021 at 09:25 AM

Data in this report are provisional and subject to change.

The numbers in the table below represent the number of Florida and non-Florida residents for whom test results were received by the Department of Health. A person can be tested by more than one laboratory and can have both positive and negative results. **Therefore, the sum of the numbers in each column will be larger than the total number of people tested.**

| Reporting lab | Inconclusive | Negative | Positive | Percent positive | Total |
|---|--------------|----------|----------|------------------|-------|
| JX REF LAB | | | 8 | 100% | 8 |
| ALACHUA COUNTY HEALTH DEPARTMENT | | 1 | 7 | 88% | 8 |
| SURGOINSVILLE PHARMACY | | 8 | | | 8 |
| HEALTHPARK MEDICAL CTR NURSING SVC | | 8 | | | 8 |
| UNIVERSITY OF WASHINGTON MEDICAL CENTER | | | 7 | 100% | 7 |
| KEYSTONE PLACE AT NAPLES PRESERVE | | 4 | 3 | 43% | 7 |
| MEDEXPRESS URGENT CARE, JOHNSTOWN | | 6 | 1 | 14% | 7 |
| FLORIDA CENTER FOR DERMATOLOGY LABORATORY | | | 7 | 100% | 7 |
| QUE | | 4 | 3 | 43% | 7 |
| BELLE GLADES HEALTH CLINIC | | | 7 | 100% | 7 |
| MEDEXPRESS URGENT CARE - BEECH GROVE | | 6 | 1 | 14% | 7 |
| KENDALL REGIONAL MEDICAL CNTR | | | 7 | 100% | 7 |
| ILLINOIS DEPARTMENT OF PUBLIC HEALTH | | | 7 | 100% | 7 |
| BAPTIST PEDIATRICS | | 6 | 1 | 14% | 7 |
| HOLY GARDEN ALF, INC. | | 7 | | | 7 |
| MONTEFIORE NYACK HOSPITAL AFFILIATED LABORATORY | | 7 | | | 7 |
| MEDEXPRESS ELKINS | | 7 | | | 7 |
| MINUTECLINIC DIAGNOSTIC OF NORTH | | 7 | | | 7 |
| ST VINCENT'S ST CLAIR | | 4 | 3 | 43% | 7 |
| BIGGERS FAMILY MEDICINE PA | | 6 | 1 | 14% | 7 |
| LAWTON CHILES HEALTH CENTER | | 1 | 6 | 86% | 7 |
| ALLEGRO - TAMPA | 1 | 4 | 2 | 29% | 7 |
| Rosewood Healthcare and Rehabilitation Center | | 5 | 2 | 29% | 7 |
| MINUTECLINIC DIAGNOSTIC OF OKLAHOMA | | 5 | 2 | 29% | 7 |
| MAGNOLIA DIAGNOSTICS, LLC | | 3 | 4 | 57% | 7 |
| MIAMI COMPREHENSIVE MEDICINE GROUP PA | | 4 | 3 | 43% | 7 |
| CORAL LANDING ASSISTED LIVING | | 5 | 2 | 29% | 7 |
| LAB UNKNOW | | 6 | 1 | 14% | 7 |
| MINUTECLINIC, LLC, DBA MINUTECLINIC #6106 | | 5 | 2 | 29% | 7 |
| GENTRY PARK ORLANDO ASSISTED LIVING | | 6 | 1 | 14% | 7 |
| BROOKDALE LAKE ORIENTA | | | 7 | 100% | 7 |
| JUPITER ISLAND PUBLIC SAFETY | | 5 | 2 | 29% | 7 |
| PALM POINT BEHAVIORAL HEALTH | | 7 | | | 7 |
| KEY TRAINING CENTER | | | 7 | 100% | 7 |
| JACKSON CLINIC PA,THE | | 3 | 4 | 57% | 7 |
| HNL LAB MEDICINE | | 5 | 2 | 29% | 7 |
| WYOMING COUNTY COMMUNITY HOSPITAL LABORATORY | | 7 | | | 7 |
| MINUTE CLINIC | | 1 | 6 | 86% | 7 |
| SCHOOL OF PHARMACY AND PHARMACEUTICAL | | 7 | | | 7 |
| EMBRY-RIDDLE AERONAUTICAL UNIVERSITY HEALTH | | | 7 | 100% | 7 |
| CVS MINUTE CLINIC DIAGNOSTIC | | 6 | 1 | 14% | 7 |
| NEW YORK PRESBYTERIAN - LOWER MANHATTAN | | 7 | | | 7 |
| DOCTORS CLINICAL LABORATORY, INC | | 5 | 2 | 29% | 7 |
| SOMA MEDICAL CENTER MD PA #7 PEDIATRICS | | | 7 | 100% | 7 |
| BERRYHILL MANOR | | 7 | | | 7 |
| DALLAS COUNTY HEALTH AND HUMAN SERVICES | | | 7 | 100% | 7 |

COVID-19: testing by laboratory

Data through Jan 31, 2021 verified as of Feb 1, 2021 at 09:25 AM

Data in this report are provisional and subject to change.

The numbers in the table below represent the number of Florida and non-Florida residents for whom test results were received by the Department of Health. A person can be tested by more than one laboratory and can have both positive and negative results. **Therefore, the sum of the numbers in each column will be larger than the total number of people tested.**

| Reporting lab | Inconclusive | Negative | Positive | Percent positive | Total |
|--|--------------|----------|----------|------------------|-------|
| ROSEMONT GARDENS INC | | 7 | | | 7 |
| MEDEXPRESS URGENT CARE - HOT SPRINGS | | 7 | | | 7 |
| SOUTH COM HEALTH CLINIC, DEPT. OF THE ARMY | | 7 | | | 7 |
| CVS MINUTE CLINIC DIAGNOSTIC OF TEXAS,LLC | | 5 | 2 | 29% | 7 |
| AVON PARK PEDIATRICS | | | 7 | 100% | 7 |
| INSPIRED LIVING AT PALM BAY | | 7 | | | 7 |
| PBC FOUND CARE INC | | | 7 | 100% | 7 |
| MULBERRY CARE CENTER | | 4 | 3 | 43% | 7 |
| ORLANDO MEDICAL CENTER PL | | | 7 | 100% | 7 |
| MORTON PLANT NORTH BAY HOSPITAL | | | 7 | 100% | 7 |
| MEDLABS DIAGNOSTICS | | 7 | | | 7 |
| VITAS HEALTHCARE CORPORATION OF FL | | | 7 | 100% | 7 |
| FLORIDA HOSPITAL KISSIMMEE | | 4 | 3 | 43% | 7 |
| MEDEXPRESS URGENT CARE-DUBOIS | | 7 | | | 7 |
| LEE COUNTY HEALTH DEPARTMENT | | 4 | 3 | 43% | 7 |
| ADVANCED URGENT CARE CENTER | | | 7 | 100% | 7 |
| TRUE HEALTH DIAGNOSTICS | | 1 | 6 | 86% | 7 |
| MEDEXPRESS URGENT CARE - MAPLE DRIVE | | 7 | | | 7 |
| NORTHSIDE HOSPITAL | | 2 | 5 | 71% | 7 |
| CARENOW URGENT CARE-GREEN HILLS | | 7 | | | 7 |
| PEDIATRICS OF CENTRAL FLORIDA | | 5 | 2 | 29% | 7 |
| KINDRED HOSPITAL OCALA | | 5 | 2 | 29% | 7 |
| UF HEALTH | | | 7 | 100% | 7 |
| NOVANT HEALTH INPATIENT CARE | | 2 | 5 | 71% | 7 |
| Grand Villa of Clearwater | | 5 | 2 | 29% | 7 |
| TRUE HEALTH | | 5 | 2 | 29% | 7 |
| MINUTECLINIC DIAGNOSTIC OF TN PC #386 | | 7 | | | 7 |
| BAYCARE MEDICAL GROUP | | 1 | 6 | 86% | 7 |
| FLORIDA MEDICAL CL ODOM TPA | | 4 | 3 | 43% | 7 |
| BRADENTON PHYSICIANS MEDICAL CENTER | | | 7 | 100% | 7 |
| ST VINCENT'S URGENT CARE | | 6 | 1 | 14% | 7 |
| BAYFRONT MEDICAL | | | 7 | 100% | 7 |
| MADISON COUNTY HEALTH DEPARTMENT | | 5 | 2 | 29% | 7 |
| PASSPORT HEALTH | | | 7 | 100% | 7 |
| FLORIDA DEPARTMENT OF HEALTH WASHINGTON COUNTY | | 3 | 4 | 57% | 7 |
| HEALTH CARE LABORATORY SERVICES | | 1 | 6 | 86% | 7 |
| COMMUNITY HEALTH OF SOUTH FLORIDA | | | 7 | 100% | 7 |
| MEDICINE AT LONGWOOD | | 7 | | | 7 |
| VIERA FAMILY MEDICINE AND WELLNESS | | 4 | 3 | 43% | 7 |
| SUPERIOR RESIDENCES AT CALA HILLS | | 7 | | | 7 |
| MERCY HEALTH—MUSKEGON | | 6 | 1 | 14% | 7 |
| MINUTECLINIC DIAGNOSTIC OF MINNESOTA | | 7 | | | 7 |
| ST VINCENT'S CHILTON | | 5 | 2 | 29% | 7 |
| WILDLIGHT LAB | | | 7 | 100% | 7 |
| SEA LEVEL LABS | | | 7 | 100% | 7 |
| ABBEY MANOR RETIREMENT RESIDENCE INC | | 7 | | | 7 |

COVID-19: testing by laboratory

Data through Jan 31, 2021 verified as of Feb 1, 2021 at 09:25 AM

Data in this report are provisional and subject to change.

The numbers in the table below represent the number of Florida and non-Florida residents for whom test results were received by the Department of Health. A person can be tested by more than one laboratory and can have both positive and negative results. **Therefore, the sum of the numbers in each column will be larger than the total number of people tested.**

| Reporting lab | Inconclusive | Negative | Positive | Percent positive | Total |
|--|--------------|----------|----------|------------------|-------|
| FLORIDA CANCER SPECIALISTS & RESEARCH INSTITUTE | | 6 | 1 | 14% | 7 |
| LYNMOORE,THE | | 7 | | | 7 |
| NEWPATH DIAGNOSTICS | | 4 | 3 | 43% | 7 |
| HEALTH NETWORK LABORATORIES | | 6 | 1 | 14% | 7 |
| SONORA QUEST LABORATORIES | | | 7 | 100% | 7 |
| A LILIKO'I PHARMACY LLC | | 7 | | | 7 |
| LEPE'S HOUSE | | | 7 | 100% | 7 |
| SOUTH FLORIDA ENT ASSOCIATES, INC | | | 7 | 100% | 7 |
| PALM BAY URGENT CARE PL | | 1 | 6 | 86% | 7 |
| DEBARY HEALTH AND REHABILITATION CENTER | | 6 | 1 | 14% | 7 |
| CARENOW URGENT CARE-MADISON | | 7 | | | 7 |
| HEARTLAND PEDIATRICS OF LAKE PLACID | | | 7 | 100% | 7 |
| NORTON HEALTHCARE | | | 7 | 100% | 7 |
| CVS MINUTE CLINIC DIAGNOSTIC OF VIRGINIA | | 7 | | | 7 |
| ADVANCED RESEARCH FOR HEALTH IMPROVEMENT | | 5 | 2 | 29% | 7 |
| Floralia Health and Rehabilitation, LLC | | 7 | | | 7 |
| RIVER OAKS TREATMENT CENTER | | | 7 | 100% | 7 |
| Ocoee Health Care Center | | 7 | | | 7 |
| MIAMI BEACH MEDICAL GROUP | | | 7 | 100% | 7 |
| KANSAS DEPARTMENT OF HEALTH | | 2 | 5 | 71% | 7 |
| ACCESS HOME HEALTH OF FLORIDA LLC | | 7 | | | 7 |
| FLORIDA DIGESTIVE AND LIVER SPECIALIST | | 7 | | | 7 |
| IRL MARKET LAB | | | 7 | 100% | 7 |
| OCALA FAMILY MEDICAL CENTER | | 7 | | | 7 |
| IGENEX INC | | 7 | | | 7 |
| COMMUNITY MEDICAL AND DENTAL CARE INC | | 7 | | | 7 |
| FLORIDA STATE HOSPITAL CLINICAL LABORATORY | | 7 | | | 7 |
| MED TECH SERVICES OF PALM BEACH INC | | 7 | | | 7 |
| CARESOUTH HHA HOLDINGS OF TALLAHASSEE LLC | | 7 | | | 7 |
| VERMONT DEPARTMENT OF HEALTH | | 1 | 6 | 86% | 7 |
| MINUTECLINIC DIAGNOSTIC OF TN, PC 4992 | | 7 | | | 7 |
| Parkside Villa | | 7 | | | 7 |
| MINUTECLINIC, LLC #4230 | | 6 | 1 | 14% | 7 |
| Grand Villa of Dunedin | | 1 | 6 | 86% | 7 |
| DOCTOR'S IN-HOUSE LAB/COMMUNITY HEALTH CENTERS OF PINELLAS -PINELLAS P | | | 7 | 100% | 7 |
| PENINSULA CARE AND REHABILITATION CENTER | | | 7 | 100% | 7 |
| ECLRS | | 2 | 5 | 71% | 7 |
| OPTUM SILVER LAKES | | | 7 | 100% | 7 |
| FHMG_FM AND IM AVALON PARK | | 2 | 5 | 71% | 7 |
| MINUTECLINIC DIAGNOSTIC OF LOUISIANA, | | 6 | 1 | 14% | 7 |
| MEDEXPRESS URGENT CARE - FAYETTEVILLE | | 5 | 2 | 29% | 7 |
| CVS PHARMACY #8800 | | 5 | 2 | 29% | 7 |
| Thermopolis Rehabilitation Wellness | | 7 | | | 7 |
| DIAGNOSTIC CLINIC | | 6 | 1 | 14% | 7 |
| ST. CLOUD PHARMACY AND WELLNESS CENTER | | 3 | 3 | 50% | 6 |
| THE WINDSOR OF OCALA | | 2 | 4 | 67% | 6 |

COVID-19: testing by laboratory

Data through Jan 31, 2021 verified as of Feb 1, 2021 at 09:25 AM

Data in this report are provisional and subject to change.

The numbers in the table below represent the number of Florida and non-Florida residents for whom test results were received by the Department of Health. A person can be tested by more than one laboratory and can have both positive and negative results. **Therefore, the sum of the numbers in each column will be larger than the total number of people tested.**

| Reporting lab | Inconclusive | Negative | Positive | Percent positive | Total |
|--|--------------|----------|----------|------------------|-------|
| JERSEY SHORE MEDICAL CENTER | | 6 | | | 6 |
| JOHNS HOPKINS ALL CHILDRENS | | | 6 | 100% | 6 |
| MINUTE-CLINIC DIAGNOSTIC OF VIRGINIA | | 5 | 1 | 17% | 6 |
| MEDEXPRESS URGENT CARE - STAUNTON | | 2 | 4 | 67% | 6 |
| MINUTECLINIC DIAGNOSTIC OF ILLINOIS LL | | 6 | | | 6 |
| OPTUM PRIMARY CARE - FOUNTAIN OAKS | | 2 | 4 | 67% | 6 |
| FIRST COAST CARDIOVASCULAR INSTITUTE PA | | | 6 | 100% | 6 |
| CAPE CORAL URGENT CARE | | 3 | 3 | 50% | 6 |
| THE VILLAGES REGIONAL HOSPITAL FREESTANDING | | 3 | 3 | 50% | 6 |
| PROHEALTH MED | | 1 | 5 | 83% | 6 |
| LUMADOC HEALTH | | 4 | 2 | 33% | 6 |
| AARK LABORATORY | | 6 | | | 6 |
| PARRISH HEALTH CENTER | | 5 | 1 | 17% | 6 |
| CHILDREN'S HOSPITAL OF PHILADELPHIA | | 5 | 1 | 17% | 6 |
| NORTH FLORIDA PEDIATRICS JASPER | | | 6 | 100% | 6 |
| SUFFRIDGE DRIVE GROUP HOME | | 6 | | | 6 |
| MINUTECLINIC DIAGNOSTICS OF IND, LLC | | 6 | | | 6 |
| MINUTECLINIC DIAGNOSTIC OF PA, LLC (1036) | | 5 | 1 | 17% | 6 |
| CITYMD | | 1 | 5 | 83% | 6 |
| SAINT PETER'S UNIVERSITY HOSPITAL | | 6 | | | 6 |
| ETHOS LABORATORIES | | 6 | | | 6 |
| Florida Clinical Laboratory | | 1 | 5 | 83% | 6 |
| WATAUGA MEDICAL CENTER | | 4 | 2 | 33% | 6 |
| NORTHDALE REHABILITATION CENTER | | | 6 | 100% | 6 |
| AVANTE AT ORMOND BEACH INC | | | 6 | 100% | 6 |
| ASCENSION ST VINCENT'S CLAY COUNTY | | | 6 | 100% | 6 |
| RIVER CITY PRIMARY AND URGENT CARE | | | 6 | 100% | 6 |
| KIMBERLY J HENDERSON MD PC | | 5 | 1 | 17% | 6 |
| MINUTECLINIC DIAGNOSTIC OF RHODE ISLAND | | 4 | 2 | 33% | 6 |
| LONGWOOD PEDIATRICS LLC | | | 6 | 100% | 6 |
| MIAMI BEACH COMMUNITY HEALTH CENTER INC | | | 6 | 100% | 6 |
| ATMORE NURSING CENTER | | 5 | 1 | 17% | 6 |
| OKLAHOMA STATE DEPARTMENT OF HEALTH-PUBLIC HEALTH LABORATORY | | | 6 | 100% | 6 |
| DR PHILLIPS MEDICAL WELLNESS CENTER | | 6 | | | 6 |
| UNILAB OF DADE INC | | | 6 | 100% | 6 |
| CITIZENS BAPTIST MEDICAL CENTERS LAB | | 5 | 1 | 17% | 6 |
| OSWEGO HOSPITAL LABORATORY | | 6 | | | 6 |
| URGENT TEAM - MUSCLE SHOALS | | 6 | | | 6 |
| MANATEE PEDIATRICS | | | 6 | 100% | 6 |
| CARENOW URGENT CARE-DONELSON | | 4 | 2 | 33% | 6 |
| DYNAMIC HEALTH CENTERS INC | | 2 | 4 | 67% | 6 |
| GRACE REHABILITATION CENTER OF VERO BEACH | | 4 | 2 | 33% | 6 |
| AMERICAN EAGLE LEESBURG AL LLC DBA VISTA LAKE | | | 6 | 100% | 6 |
| BOCA VIPEDIATRICS | | | 6 | 100% | 6 |
| MINUTECLINIC DIAGNOSTIC OF TEXAS | | 5 | 1 | 17% | 6 |
| PATHGROUP LABS, LLC | | 4 | 2 | 33% | 6 |

COVID-19: testing by laboratory

Data through Jan 31, 2021 verified as of Feb 1, 2021 at 09:25 AM

Data in this report are provisional and subject to change.

The numbers in the table below represent the number of Florida and non-Florida residents for whom test results were received by the Department of Health. A person can be tested by more than one laboratory and can have both positive and negative results. **Therefore, the sum of the numbers in each column will be larger than the total number of people tested.**

| Reporting lab | Inconclusive | Negative | Positive | Percent positive | Total |
|---|--------------|----------|----------|------------------|-------|
| ADVENT HEALTH APOPKA | | 2 | 4 | 67% | 6 |
| MEDEXPRESS URGENT CARE - ELM GROVE | | 5 | 1 | 17% | 6 |
| TERRACINA LLC | | 1 | 5 | 83% | 6 |
| PALMS, THE | | 6 | | | 6 |
| MINUTECLINIC, LLC #244 | | 5 | 1 | 17% | 6 |
| MEDEXPRESS URGENT CARE - BATTLE CREEK | | 4 | 2 | 33% | 6 |
| Northwell Lab | | 2 | 4 | 67% | 6 |
| NORTHERN DUTCHESS HOSPITAL LABORATORY | | 5 | 1 | 17% | 6 |
| MINUTECLINIC DIAGNOSTIC OF GEORGIA, LL | | 5 | 1 | 17% | 6 |
| FLORIDA SCHOOL FOR THE DEAF AND THE BLIND | | | 6 | 100% | 6 |
| MERCY COLLEGE HEALTH OFFICE | | 6 | | | 6 |
| MC DIAGNOSTIC OF CONNECTICUT PC #459 | | 6 | | | 6 |
| CVS NC2357POCT HUNTERSVILLE | | 5 | 1 | 17% | 6 |
| MEDEXPRESS URGENT CARE - MT LEBANON | | 4 | 2 | 33% | 6 |
| MINUTECLINIC DIAGNOSTIC OF TN PC #242 | | 4 | 2 | 33% | 6 |
| YAZJI PEDIATRIC CARE LLC DBA TUKA PEDIATRICS | | | 6 | 100% | 6 |
| ENIGMA DIAGNOSTIC, INC. | | | 6 | 100% | 6 |
| AMERICAN HOUSE FORT MYERS | | 6 | | | 6 |
| VITAS HEALTH INC | | | 6 | 100% | 6 |
| ADVENTHEALTH MEDICAL GROUP MULTISPECIALTY | | | 6 | 100% | 6 |
| UT MEMPHIS UNIVERSITY HEALTH SERVICES | | | 6 | 100% | 6 |
| OCEAN REEF MEDICAL CENTER, LLC | | | 6 | 100% | 6 |
| BROWARD COUNTY HEALTH DEPT. | | | 6 | 100% | 6 |
| SOUTHEASTERN PEDIATRIC ASSOCIATES | | | 6 | 100% | 6 |
| MINUTECLINIC INCORPORATE, LLC | | 4 | 2 | 33% | 6 |
| XPRESS URGENT CARE LLC | | 6 | | | 6 |
| Fouraker Hills Rehab and Nursing | | | 6 | 100% | 6 |
| RICH STREET GROUP HOME | | | 6 | 100% | 6 |
| ORLANDO FAMILY MEDICAL INC | | 6 | | | 6 |
| WESTPAC LABS INC | | | 6 | 100% | 6 |
| NOT INDICATED | | 1 | 5 | 83% | 6 |
| GLEN FALLS HOSPITAL DEPARTMENT OF PATHOLOGY | | 6 | | | 6 |
| TAMPA URGENT CARE | | | 6 | 100% | 6 |
| PARTNERS PHARMACY OF FLORIDA LLC | | 6 | | | 6 |
| CVS MINUTE CLINIC DIAGNOSTIC OF NEW JERSEY | | 6 | | | 6 |
| MINUTECLINIC DIAGNOSTIC OF NEW JERSEY, LLC # 7069 | | 6 | | | 6 |
| FLORIDA HOSPITAL APOPKA | | 5 | 1 | 17% | 6 |
| MEDI STATION | | | 6 | 100% | 6 |
| FLORIDA WOMAN CARE LABORATORY | | | 6 | 100% | 6 |
| BETH ISRAEL DEACONESS MEDICAL CENTER | | | 6 | 100% | 6 |
| BROWARD TRANSITIONAL CENTER | | | 6 | 100% | 6 |
| BOCA BIOLISTICS LLC | | | 6 | 100% | 6 |
| THE CLINIC PREMISE HEALTH | | | 6 | 100% | 6 |
| MIAMI RESCUE MISSION CLINIC INC | | | 6 | 100% | 6 |
| SIMEDHEALTH LLC | | 2 | 4 | 67% | 6 |
| PRESBYTERIAN HOME | | 6 | | | 6 |

COVID-19: testing by laboratory

Data through Jan 31, 2021 verified as of Feb 1, 2021 at 09:25 AM

Data in this report are provisional and subject to change.

The numbers in the table below represent the number of Florida and non-Florida residents for whom test results were received by the Department of Health. A person can be tested by more than one laboratory and can have both positive and negative results. **Therefore, the sum of the numbers in each column will be larger than the total number of people tested.**

| Reporting lab | Inconclusive | Negative | Positive | Percent positive | Total |
|---|--------------|----------|----------|------------------|-------|
| CVS M08590POCT KANSAS CITY | | 2 | 4 | 67% | 6 |
| MEDEXPRESS URGENT CARE - MIDLOTHIAN | | 6 | | | 6 |
| CVS MINUTE CLINIC DIAGNOSTIC MED GRP OF SAN | | 4 | 2 | 33% | 6 |
| CARE ATC - CITY OF BOYNTON BEACH | | 2 | 4 | 67% | 6 |
| GENETIC TECHNOLOGICAL INNOVATIONS | | | 6 | 100% | 6 |
| LAKE CONWAY URGENT CARE LLC | | 2 | 4 | 67% | 6 |
| CAPITAL HEALTH PLAN LABORATORIES | | | 6 | 100% | 6 |
| TAMIAMI LAB MILLENIUM | | | 6 | 100% | 6 |
| SOUTHEASTERN DERMATOLOGY GROUP PA | | 5 | 1 | 17% | 6 |
| ST LUKES ROOSEVELT LABORATORY | | 6 | | | 6 |
| BRILLIANCE ASSISTED LIVING | | | 6 | 100% | 6 |
| TIMBER CREEK PEDIATRICS | | 6 | | | 6 |
| INTERNAL MEDICINE LIPID AND WELNNESS PRACTICE | | | 6 | 100% | 6 |
| CVS MINUTE CLINIC DIAGNOSTIC OF TN #6044 | | 6 | | | 6 |
| MINUTECLINIC, LLC, MINUTECLINIC #7637 | | 4 | 2 | 33% | 6 |
| PENSACOLA PEDIATRICS MILTON | | | 6 | 100% | 6 |
| PANCARE HEALTH - HOSFORD SCHOOL | | | 6 | 100% | 6 |
| MINUTECLINIC, LLC, #4160 | | 3 | 3 | 50% | 6 |
| GRACE WELLNESS CENTER LLC | | 5 | 1 | 17% | 6 |
| NORTHEAST ALABAMA REGIONAL MEDICAL CENTER | | 3 | 3 | 50% | 6 |
| PENN MEDICINE PRINCETON MEDICAL CENTER | | 6 | | | 6 |
| ARLINGTON OF NAPLES | | 6 | | | 6 |
| GRAND VILLA OF ENGLEWOOD | | 2 | 4 | 67% | 6 |
| LOUISIANA DEPT OF HEALTH | | | 6 | 100% | 6 |
| CONCENTRA | | | 6 | 100% | 6 |
| UNILAB | | 2 | 4 | 67% | 6 |
| MEDEXPRESS URGENT CARE - RICHMOND, NINE MILE RD | | 5 | 1 | 17% | 6 |
| MINUTECLINIC DIAGNOSTIC OF SC, LLC #2 | | 5 | 1 | 17% | 6 |
| Conway Lakes Health and Rehabilitation Center | | 6 | | | 6 |
| CAMELLIA AT DEERWOOD | | 2 | 4 | 67% | 6 |
| CURATIVE CARE CENTER INC | | 1 | 5 | 83% | 6 |
| MINUTECLINIC DIAGNOSTIC OF NORTH CAROLINA, PC | | 5 | 1 | 17% | 6 |
| QUICK CARE MED WALK IN AND URGENT CARE | | | 6 | 100% | 6 |
| TEXAS MEDCLINIC | | | 6 | 100% | 6 |
| CAPRONA GROUP HOME | | | 6 | 100% | 6 |
| FLORIDA MEDICAL SPECIALISTS | | 2 | 4 | 67% | 6 |
| PR HEALTH | | 1 | 5 | 83% | 6 |
| URGENT CARE OF NEW YORK | | 6 | | | 6 |
| MEDICAL CENTER AT OCEAN REEF | | 1 | 5 | 83% | 6 |
| MC DIAGNOSTIC OF CONNECTICUT , PC # 3 | | 4 | 2 | 33% | 6 |
| MINUTECLINIC, LLC #05038 | | 6 | | | 6 |
| SENIOR LIVING IV SUN CITY LLC | | 5 | 1 | 17% | 6 |
| VIBRANT AMERICA | | 4 | 2 | 33% | 6 |
| COLLIER HMA PHYSICIAN MANAGEMENT, LLC | | | 6 | 100% | 6 |
| BAYCARE ALLIANT HOSPITAL | | | 6 | 100% | 6 |
| MINUTECLINIC DIAGNOSTIC OF TN PC #5671 | | 3 | 3 | 50% | 6 |

COVID-19: testing by laboratory

Data through Jan 31, 2021 verified as of Feb 1, 2021 at 09:25 AM

Data in this report are provisional and subject to change.

The numbers in the table below represent the number of Florida and non-Florida residents for whom test results were received by the Department of Health. A person can be tested by more than one laboratory and can have both positive and negative results. **Therefore, the sum of the numbers in each column will be larger than the total number of people tested.**

| Reporting lab | Inconclusive | Negative | Positive | Percent positive | Total |
|---|--------------|----------|----------|------------------|-------|
| THE PALMS REHABILITATION AND HEALTHCARE CENTER | | 5 | 1 | 17% | 6 |
| PUBLIC HEALTH LAB | | 6 | | | 6 |
| BROOKDALE CLERMONT | | | 6 | 100% | 6 |
| PEDIATRICS URGENT CARE, LLC | | | 6 | 100% | 6 |
| CITRUS CARE CLINIC | | | 6 | 100% | 6 |
| Nashville Central Laboratory | | 6 | | | 6 |
| CLEARWATER PEDIATRIC CARE | | 1 | 5 | 83% | 6 |
| MEDEXPRESS URGENT CARE-PETERS TWP | | 5 | 1 | 17% | 6 |
| PALMETTO HEALTH ALLIANCE | | 3 | 3 | 50% | 6 |
| MINUTECLINIC MINUTECLINIC #8505 | | 4 | 2 | 33% | 6 |
| CARENOW URGENT CARE-SOUTHLAKE | | | 6 | 100% | 6 |
| MEDEXPRESS URGENT CARE - SWANSEA, N ILLINOIS ST | | 5 | 1 | 17% | 6 |
| CAREWELL 301 - WARWICK | | | 6 | 100% | 6 |
| FHPG_EXP CARE W HILLSBOROUGH | | | 6 | 100% | 6 |
| FAMILY MEDICINE MEDICAL DRIVE | | 6 | | | 6 |
| ST JOSEPH WOMENS HOSPITAL | | | 6 | 100% | 6 |
| EL PARAISO HOME INC | | 6 | | | 6 |
| DOH JACKSONVILLE CENTRAL LABORATORY | | 3 | 3 | 50% | 6 |
| MEDEXPRESS URGENT CARE-PITTSFIELD | | 6 | | | 6 |
| MINUTE CLINIC LLC #5706 | | 4 | 1 | 20% | 5 |
| HUNTERS CREEK PEDIATRICS | | 5 | | | 5 |
| ST. PETERSBURG PEDIATRICS | | | 5 | 100% | 5 |
| MINUTECLINIC DIAG OF IND LLC #6998 | | 4 | 1 | 20% | 5 |
| MANATEE COUNTY JAIL | | 4 | 1 | 20% | 5 |
| CVS MINUTE CLINIC DIAG OF IND LLC #5206 | | 4 | 1 | 20% | 5 |
| MC DIAGNOSTIC OF CONNECTICUT, PC #1966 | | 5 | | | 5 |
| FLORIDA DEPARTMENT OF HEALTH - INVERNESS | | 3 | 2 | 40% | 5 |
| NELSON BIOLOGICAL | | | 5 | 100% | 5 |
| PATIENT FIRST - LEESBURG | | | 5 | 100% | 5 |
| NORTH FLORIDA MEDICAL CENTERS INC | | 1 | 4 | 80% | 5 |
| GUTHRIE MEDICAL GROUP LABORATORIES | | 5 | | | 5 |
| CVS CA9165POCT SAN DIEGO | | 5 | | | 5 |
| DOTHAN PEDIATRIC CLINIC | | | 5 | 100% | 5 |
| UPMC HEALTH SYSTEM | | 4 | 1 | 20% | 5 |
| ST. LUCIE COUNTY HEALTH DEPARTMENT | | 4 | 1 | 20% | 5 |
| MINUTE-CLINIC DIAGNOSTIC OF VIRGINIA, LLC #794 | | 5 | | | 5 |
| THE UNIVERSITY OF VERMONT MEDICAL CENTER | | 4 | 1 | 20% | 5 |
| TULLAHOMA HMA, LLC | | 4 | 1 | 20% | 5 |
| RELIANT IMMUNE DIAGNOSTICS | | | 5 | 100% | 5 |
| UNIVERSITY OF CHICAGO MEDICAL CENTER LAB | | | 5 | 100% | 5 |
| MEDEXPRESS URGENT CARE - IRVING | | 5 | | | 5 |
| REHABILITATION CENTER AT JUPITER GARDENS | | 5 | | | 5 |
| MINUTE CLINIC LLC #2775 | | 5 | | | 5 |
| MINUTE CLINIC DIAGNOSTIC OF MICHIGAN PC | | 5 | | | 5 |
| HEALTH AND WELLNESS CENTER | | | 5 | 100% | 5 |
| MEDEXPRESS URGENT CARE - GLENDALE | | 5 | | | 5 |

COVID-19: testing by laboratory

Data through Jan 31, 2021 verified as of Feb 1, 2021 at 09:25 AM

Data in this report are provisional and subject to change.

The numbers in the table below represent the number of Florida and non-Florida residents for whom test results were received by the Department of Health. A person can be tested by more than one laboratory and can have both positive and negative results. **Therefore, the sum of the numbers in each column will be larger than the total number of people tested.**

| Reporting lab | Inconclusive | Negative | Positive | Percent positive | Total |
|---|--------------|----------|----------|------------------|-------|
| UCF STUDENT HEALTH SERVICES LABORATORY | | 2 | 3 | 60% | 5 |
| DEPARTMENT OF HEALTH AND HUMAN SERVICES LANSING | | | 5 | 100% | 5 |
| FINLAY | | 1 | 4 | 80% | 5 |
| CVS NC3516POCT WINSTON SALEM | | 5 | | | 5 |
| BLOOMINGDALE PEDIATRIC ASSOCIATES PA | | | 5 | 100% | 5 |
| PHASE2 LABS | 1 | 3 | 1 | 20% | 5 |
| CVS SC7556POCT WEST COLUMBIA | | 5 | | | 5 |
| MEDICAL CENTER OF BLOUNTSTOWN | | | 5 | 100% | 5 |
| MINUTE CLINIC DIAGNOSTIC OF NORTH CAROLINA | | 5 | | | 5 |
| DIXIE COUNTY EMERGENCY SERVICES | | | 5 | 100% | 5 |
| PRECISION DIAGNOSTICS INC - NJ | | 5 | | | 5 |
| NORTHPORT MEDICAL CENTER LAB | | 5 | | | 5 |
| BEACH HOUSE | | 5 | | | 5 |
| UW MEDICINE VIROLOGY LAB | | | 5 | 100% | 5 |
| ADVENTHEALTH CAR CENTER APOPKA | | | 5 | 100% | 5 |
| WAKEMED | | 1 | 4 | 80% | 5 |
| MEDEXPRESS URGENT CARE MURRYSVILLE | | 3 | 2 | 40% | 5 |
| LIVING WATERS MEDICAL CENTER | | | 5 | 100% | 5 |
| DOTHAN WEST FAMILY MEDICINE | | 3 | 2 | 40% | 5 |
| CONCENTRA URGENT CARE | | 1 | 4 | 80% | 5 |
| ATLANTIC COMMUNITY HIGH SCHOOL | | 4 | 1 | 20% | 5 |
| WESTMINSTER SHORES | | | 5 | 100% | 5 |
| MEDEXPRESS URGENT CARE - HUNTINGTON WE | | 5 | | | 5 |
| TANNER MEDICAL CENTER EAST AL | | 5 | | | 5 |
| ACCENTCARE | | 5 | | | 5 |
| RAYMOND BASRI MD | | 5 | | | 5 |
| PEDIATRICS OF CENTRAL FLORIDA - POINCIANA | | 3 | 2 | 40% | 5 |
| CYPRESS CREEK MEDICAL CENTER | | | 5 | 100% | 5 |
| MINUTE CLINIC, LLC #1434 | | 5 | | | 5 |
| AEL KNOXVILLE | | | 5 | 100% | 5 |
| AVALON MEDICAL WALK IN CLINIC | | | 5 | 100% | 5 |
| MINUTECLINIC DIAGNOSTIC OF TN PC #442 | | 4 | 1 | 20% | 5 |
| ALPHADERA LABS, LLC | | | 5 | 100% | 5 |
| MEDEXPRESS URGENT CARE - STATE COLLEGE | | 4 | 1 | 20% | 5 |
| RUSH UNIVERSITY MEDICAL CENTER LABORATORY | | | 5 | 100% | 5 |
| FLORIDA HOSPITAL LAKE MARY | | 5 | | | 5 |
| NORTH SHORE HEMATOLOGY-ONCOLOGY ASSOCIATES, PC | | 5 | | | 5 |
| RIO PINAR HEALTH CARE | | | 5 | 100% | 5 |
| DOCTORS EXPRESS OF ST PETERSBURG | | | 5 | 100% | 5 |
| COLUMBIA MEMORIAL HOSPITAL LABORATORY | | 5 | | | 5 |
| PANCARE HEALTH - KATE SMITH ELEMENTARY | | 1 | 4 | 80% | 5 |
| MEDEXPRESS URGENT CARE-NESHANNOCK TWP | | 4 | 1 | 20% | 5 |
| CVS TN5601POCT LENOIR CITY | | 5 | | | 5 |
| SOUTHERN OCEAN MEDICAL CENTER | | 5 | | | 5 |
| GRAND VILLA OF ORMOND BEACH | | 3 | 2 | 40% | 5 |
| FLAGLER HEALTH SERVICES INC | | | 5 | 100% | 5 |

COVID-19: testing by laboratory

Data through Jan 31, 2021 verified as of Feb 1, 2021 at 09:25 AM

Data in this report are provisional and subject to change.

The numbers in the table below represent the number of Florida and non-Florida residents for whom test results were received by the Department of Health. A person can be tested by more than one laboratory and can have both positive and negative results. **Therefore, the sum of the numbers in each column will be larger than the total number of people tested.**

| Reporting lab | Inconclusive | Negative | Positive | Percent positive | Total |
|---|--------------|----------|----------|------------------|-------|
| URGENT TEAM - HUNTSVILLE | | 4 | 1 | 20% | 5 |
| BAYSHORE POINTE NURSING AND REHAB CENTER | | | 5 | 100% | 5 |
| APOLLO GARDENS RETIREMENT RESIDENCE CARE | | 5 | | | 5 |
| MINUTE CLINIC DIAGNOSTIC OF SOUTH CAROLINA | | 4 | 1 | 20% | 5 |
| UNIVERSITY OF MIAMI MILLER SCHOOL OF MEDICINE | | | 5 | 100% | 5 |
| INDIAN RIVER PRIMARY CARE PA | | 5 | | | 5 |
| CVA MINUTE CLINIC DIAGNOSTIC OF VIRGINIA, LLC | | 5 | | | 5 |
| PRECISION LABS LLC | | 2 | 3 | 60% | 5 |
| HAWTHORNE INN OF LAKE LAND | | 5 | | | 5 |
| MINUTECLINIC, LLC #1586 | | 3 | 2 | 40% | 5 |
| DR. PHILLIPS MEDICAL WELLNESS CENTER | | 3 | 2 | 40% | 5 |
| MOUNT SINAI BROOKLYN LABORATORY | | 4 | 1 | 20% | 5 |
| WOODHULL MEDICAL AND MENTAL HEALTH CTR | | 5 | | | 5 |
| Life Care Center of Estero | | | 5 | 100% | 5 |
| MEDEXPRESS URGENT CARE - WILLIAMSPORT | | 4 | 1 | 20% | 5 |
| MEDEXPRESS URGENT CARE - BECKLEY CROSS | | 4 | 1 | 20% | 5 |
| WIREGRASS MEDICAL CENTER | | | 5 | 100% | 5 |
| PHYSICIANS URGENT CARE BERRY FARMS | | 4 | 1 | 20% | 5 |
| URGENT CARE OF LONGWOOD | | | 5 | 100% | 5 |
| MCR HEALTH LAWTON CHILES ADMINISTRATION STE A | | 1 | 4 | 80% | 5 |
| BROOKDALE NEW PORT RICHEY | | | 5 | 100% | 5 |
| VENICE GREEN VILLAGE | | 3 | 2 | 40% | 5 |
| DOCS URGENT CARE | | 1 | 4 | 80% | 5 |
| CRESTWOOD MEDICAL CENTER | | 4 | 1 | 20% | 5 |
| CARL R DARNALL ARMY MEDICAL CENTER | | | 5 | 100% | 5 |
| EAST BANK HOSPITAL - UNIVERSITY OF MINNESOTA MEDICAL CENTER | | | 5 | 100% | 5 |
| PM PEDIATRICS OF SELDEN | | 3 | 2 | 40% | 5 |
| LAKE COUNTY DETENTION CENTER | | 3 | 2 | 40% | 5 |
| JOE DIMAGGIO CHILDREN'S HOSPITAL | | 1 | 4 | 80% | 5 |
| HENDRY REGIONAL CONVENIENT CARE CENTER | | | 5 | 100% | 5 |
| FRUITVILLE URGENT CARE | | | 5 | 100% | 5 |
| MINUTECLINIC DIAGNOSTIC OF PENNSYLVANIA, LLD #1545 | | 5 | | | 5 |
| AMERICAN MEDICAL RESPONSE - DENVER | | 2 | 3 | 60% | 5 |
| LAKE NONA PEDIATRICS IN ASSOCIATION WITH NEMOURS | | 5 | | | 5 |
| PEDIATRICS OF ALTAMONTE | | 5 | | | 5 |
| INNOVATIVE COVID-DIVERSEY | | | 5 | 100% | 5 |
| WHITE WILSON MEDICAL CENTER - FWB | | 1 | 4 | 80% | 5 |
| INTERNAL MEDICINE & PRIMARY CARE ASSOCIATES, PLC | | | 5 | 100% | 5 |
| BAYSHORE LABORATORY | | 4 | 1 | 20% | 5 |
| COPELAND MEDICAL CLINIC | | 3 | 2 | 40% | 5 |
| MINUTECLINIC DIAGNOSTIC OF NEW JERSEY, | | 5 | | | 5 |
| FAMILY CARE MEDICAL CENTER | | | 5 | 100% | 5 |
| BETHESDA COMMUNITY HEALTH CENTER | | | 5 | 100% | 5 |
| SUTTER TRACY COMMUNITY HOSPITAL | | | 5 | 100% | 5 |
| EASTCHESTER PEDIATRIC MEDICAL GROUP | | 5 | | | 5 |
| EP LTC PHARMACY | | 4 | 1 | 20% | 5 |

COVID-19: testing by laboratory

Data through Jan 31, 2021 verified as of Feb 1, 2021 at 09:25 AM

Data in this report are provisional and subject to change.

The numbers in the table below represent the number of Florida and non-Florida residents for whom test results were received by the Department of Health. A person can be tested by more than one laboratory and can have both positive and negative results. **Therefore, the sum of the numbers in each column will be larger than the total number of people tested.**

| Reporting lab | Inconclusive | Negative | Positive | Percent positive | Total |
|---|--------------|----------|----------|------------------|-------|
| RIVERVIEW ALF OPERATOR LLC | | | 5 | 100% | 5 |
| MINUTECLINIC, LLC #03965 | | 5 | | | 5 |
| MINUTECLINIC MINUTECLINIC #4977 | | 3 | 2 | 40% | 5 |
| SOUTH FLORIDA FAMILY HEALTH & RESEARCH CTR | | | 5 | 100% | 5 |
| Kennedy University Hospital | | 5 | | | 5 |
| OPTUMCARE FLORIDA, LLC | | 3 | 2 | 40% | 5 |
| MD NOW MEDICAL CENTER INC | | | 5 | 100% | 5 |
| XRL SXF REF LAB | | 5 | | | 5 |
| LABS PLUS LLC | | 5 | | | 5 |
| METROPOLITAN CHARITIES INC | | 4 | 1 | 20% | 5 |
| ELLIS HOSPITAL LABORATORY | | 5 | | | 5 |
| GREENVILLE MEMORIAL HOSPITAL LAB | | | 5 | 100% | 5 |
| KEYSTONE REHABILITATION AND HEALTH CENTER | | 1 | 4 | 80% | 5 |
| ADVANCED URGENT CARE OF MARATHON | | 1 | 4 | 80% | 5 |
| LAKEVIEW TERRACE HOME HEALTH SERVICES LLC | | | 5 | 100% | 5 |
| KETTERING HEALTH | | | 5 | 100% | 5 |
| HILLSBOROUGH COUNTY HEALTH DEPARTMENT | | | 5 | 100% | 5 |
| OMNICARE PHARMACY OF TEXAS 1, LP DBA OMNICARE | | 5 | | | 5 |
| NORTH DADE NURSING AND REHABILITATION CENTER | | | 5 | 100% | 5 |
| LAKE MARY HEALTH AND REHABILITATION CENTER | | 1 | 4 | 80% | 5 |
| BROWNE MEDICAL | | 5 | | | 5 |
| LABCORP UNSPECIFIED | | 5 | | | 5 |
| CENTREX CLINICAL LABS INC | | 5 | | | 5 |
| KENILWORTH CARE & REHABILITATION CENTER | | | 5 | 100% | 5 |
| FLORIDA CLINICAL LABORATORY - BIOREFERENCE LABORATORIES | | 2 | 3 | 60% | 5 |
| ORLANDO FAMILY PHYSICIANS | | | 5 | 100% | 5 |
| COVID RAPID LABS | | | 5 | 100% | 5 |
| NORTH PINELLAS CHILDRENS MEDICAL CENTER INC | | | 5 | 100% | 5 |
| SHEEPSHEAD BAY URGENT CARE | | 5 | | | 5 |
| CAREHERE LCS- EUSTIS | | | 5 | 100% | 5 |
| PUTNAM HOSPITAL CENTER LABORATORY | | 5 | | | 5 |
| JUPITER ISLAND MEDICAL CLINIC INC | | 5 | | | 5 |
| APEX HOME HEALTH CARE | | 4 | 1 | 20% | 5 |
| WALK-IN MEDICAL CARE | | | 5 | 100% | 5 |
| PENSACOLA PEDIATRICS PA - TIGER POINT | | | 5 | 100% | 5 |
| MEDEXPRESS URGENT CARE PORT HURON | | 4 | 1 | 20% | 5 |
| NOVANT HEALTH UVA | | 2 | 3 | 60% | 5 |
| MINUTECLINIC DIAGNOSTIC OF ILLINOIS | | 4 | 1 | 20% | 5 |
| WEEMS MEDICAL CENTERS | | 2 | 3 | 60% | 5 |
| VIERA PEDIATRICS | | 1 | 4 | 80% | 5 |
| WHEELER LABORATORY | | 4 | 1 | 20% | 5 |
| EGL GENETICS DIAGNOSTICS | | | 5 | 100% | 5 |
| Lehigh Acres Health and Rehabilitation | | | 5 | 100% | 5 |
| NORTHSIDE HOSPITAL ATLANTA | | 3 | 2 | 40% | 5 |
| SANFORD PEDIATRIC ASSOCIATES, PA | | 3 | 2 | 40% | 5 |
| Army Residence Community | | 5 | | | 5 |

COVID-19: testing by laboratory

Data through Jan 31, 2021 verified as of Feb 1, 2021 at 09:25 AM

Data in this report are provisional and subject to change.

The numbers in the table below represent the number of Florida and non-Florida residents for whom test results were received by the Department of Health. A person can be tested by more than one laboratory and can have both positive and negative results. **Therefore, the sum of the numbers in each column will be larger than the total number of people tested.**

| Reporting lab | Inconclusive | Negative | Positive | Percent positive | Total |
|---|--------------|----------|----------|------------------|-------|
| UT SOUTHWESTERN MEDICAL CENTER | | | 5 | 100% | 5 |
| ELITE MD GROUP INC | | 1 | 4 | 80% | 5 |
| MEDEXPRESS URGENT CARE - CLARKSBURG | | 5 | | | 5 |
| OCCMED SOLUTIONS | | 2 | 3 | 60% | 5 |
| URGENT CARE OF ERWIN | | 5 | | | 5 |
| PM PEDIATRICS OF BAYSIDE PLLC | | 5 | | | 5 |
| NEW HAMPSHIRE DEPARTMENT OF HEALTH AND HUMAN SERVICES | | 3 | 2 | 40% | 5 |
| FRESENIUS KIDNEY CARE DUNEDIN | | | 5 | 100% | 5 |
| DICKSON MEDICAL ASSOCIATES PC PATH LAB | | 4 | 1 | 20% | 5 |
| REMISE OCCUPATIONAL HEALTH SOLUTIONS INC | | | 5 | 100% | 5 |
| LEE MEMORIAL HEALTH SYSTEM | | 2 | 3 | 60% | 5 |
| ALL CHILDREN'S HOSPITAL DEPT OF GENERAL PEDIATRICS | | | 5 | 100% | 5 |
| BRIDGE DIAGNOSTICS | | | 5 | 100% | 5 |
| GRAND VILLA OF PINELLAS PARK | | 4 | 1 | 20% | 5 |
| CDRX INFUSION | | | 5 | 100% | 5 |
| DANIEL M LIBBY MD PLLC | | 5 | | | 5 |
| CHAMPLAIN VALLEY PHYSICIANS HOSPITAL | | 3 | 2 | 40% | 5 |
| VAIL VALLEY MEDICAL CENTER | | | 5 | 100% | 5 |
| PREMIER FAMILY HEALTH PA | | | 5 | 100% | 5 |
| VICTORIAN MANOR | | | 5 | 100% | 5 |
| ST JOHNS BIOMEDICAL LAB | | 5 | | | 5 |
| MAXHEALTH | | 4 | 1 | 20% | 5 |
| HAVEN HOSPICE IN CHIEFLAND | | | 5 | 100% | 5 |
| QUINTON MEMORIAL HEALTH CARE CENTER | | 5 | | | 5 |
| BAPTIST HEALTH - TOWN CENTER | | | 5 | 100% | 5 |
| CLEVELAND CLINIC MARTIN HEALTH NURSING & RESTORATIVE | | 5 | | | 5 |
| COMMONS AT ORLANDO LUTHERAN TOWERS SNF | | | 5 | 100% | 5 |
| WATERTOWN URGENT CARE PLLC | | 5 | | | 5 |
| GULF COAST VETERANS HCS PANAMA CITY OPC | | 5 | | | 5 |
| MARSHALL MEDICAL CENTER SOUTH LAB | | 4 | 1 | 20% | 5 |
| URGENT CARE COASTAL GA | | | 5 | 100% | 5 |
| ST CLOUD COMPOUNDING PHARMACY & WELLNESS CENTER | | 5 | | | 5 |
| MINUTE-CLINIC DIAGNOSTIC OF VIRGINIA, LLC #2003 | | 4 | 1 | 20% | 5 |
| NIGHT LITE PEDIATRICS CENTER | | 1 | 4 | 80% | 5 |
| COOPER HOSPITAL/UNIVERSITY MEDICAL | | 5 | | | 5 |
| Avalon Healthcare and Rehabilitation Center | | | 5 | 100% | 5 |
| BOROPARK URGENT CARE | | 4 | 1 | 20% | 5 |
| MEDEXPRESS URGENT CARE-MUNCIE | | 5 | | | 5 |
| EXPRESS CARE OF TAMPA BAY LLC | | 2 | 3 | 60% | 5 |
| ST JOSEPHS CHILDRENS OUTREACH | | | 5 | 100% | 5 |
| JOHN T MATHER MEMORIAL HOSPITAL LABORATORY | | 5 | | | 5 |
| INFECTION CONTROL/ EMPHEALTH | | 3 | 2 | 40% | 5 |
| PHYSICIANS FOR CHILDREN | | | 5 | 100% | 5 |
| FORSYTH HOUSE | | | 5 | 100% | 5 |
| URGENT MED INC | | 3 | 2 | 40% | 5 |
| Enterprise Health and Rehabilitation Center | | 5 | | | 5 |

COVID-19: testing by laboratory

Data through Jan 31, 2021 verified as of Feb 1, 2021 at 09:25 AM

Data in this report are provisional and subject to change.

The numbers in the table below represent the number of Florida and non-Florida residents for whom test results were received by the Department of Health. A person can be tested by more than one laboratory and can have both positive and negative results. **Therefore, the sum of the numbers in each column will be larger than the total number of people tested.**

| Reporting lab | Inconclusive | Negative | Positive | Percent positive | Total |
|---|--------------|----------|----------|------------------|-------|
| PEDIATRIC URGENT HEALTH CARE | | | 5 | 100% | 5 |
| UHEALTH UNIVERSITY OF MIAMI | | | 5 | 100% | 5 |
| MEDEXPRESS URGENT CARE MORGANTOWN | | 5 | | | 5 |
| DELIVER MY MEDS CORP | | 5 | | | 5 |
| FLORIDA PREMIER MEDICAL CARE PA | | | 5 | 100% | 5 |
| LONG ISLAND JEWISH FOREST HILLS HOSPITAL | | 5 | | | 5 |
| GRAND VILLA OF NEW PORT RICHEY | | 2 | 3 | 60% | 5 |
| HOLLY HILL HOME INFUSION SERVICE | | 5 | | | 5 |
| FRANCES WARDE MEDICAL LABORATORY | | 2 | 3 | 60% | 5 |
| WEST PACIFIC MEDICAL LABORATORY | | | 5 | 100% | 5 |
| MIAMI CANCER INSTITUTE | | | 5 | 100% | 5 |
| AUGUSTA HEALTH | | | 5 | 100% | 5 |
| SunTerrace Health Care Center | | 3 | 1 | 25% | 4 |
| DEVEREUX FLORIDA CHILDRENS CENTER | | | 4 | 100% | 4 |
| GEORGE E WEEEMS MEMORIAL HOSPITAL LAB | | 3 | 1 | 25% | 4 |
| MINUTECLINIC, LLC #1470 | | 4 | | | 4 |
| DEPARTMENT OF PATHOLOGY ROME MEMORIAL | | 3 | 1 | 25% | 4 |
| BIRMINGHAM VAMC | | 1 | 3 | 75% | 4 |
| DISCOVERY VILLAGE AT STUART | | 1 | 3 | 75% | 4 |
| BIOTEST PLASMA CENTER | | 4 | | | 4 |
| CELERION | | | 4 | 100% | 4 |
| WESLEY CHAPEL INTERNAL MEDICINE AND PEDIATRICS | | | 4 | 100% | 4 |
| PALM BEACH CANCER INSTITUTE | | | 4 | 100% | 4 |
| BENEVA LAKES HEALTHCARE & REHAB CENTER | | | 4 | 100% | 4 |
| SOMA MEDICAL CENTER PA #4 | | | 4 | 100% | 4 |
| THE RETREAT AT PORT ORANGE | | | 4 | 100% | 4 |
| INTERMARKET FACILITY | | | 4 | 100% | 4 |
| CVS MINUTE CLINIC, LLC #22 | | 3 | 1 | 25% | 4 |
| OCCUPATIONAL HEALTH CENTERS OF THE SOUTHWEST PA | | 3 | 1 | 25% | 4 |
| MINUTECLINIC DIAGNOSTIC OF MAINE, LLC | | 2 | 2 | 50% | 4 |
| OVIEDO CHILDRENS HEALTH CENTER LLC | | 1 | 3 | 75% | 4 |
| FLORIDA CANCER SPECIALISTS AND RESEARCH | | 2 | 2 | 50% | 4 |
| DEPARTMENT OF HEALTH/ NEW YORK | | | 4 | 100% | 4 |
| CARE ONE PRIMARY CARE | | | 4 | 100% | 4 |
| ADVENT HEALTH - TUSKAWILLA | | 4 | | | 4 |
| MC DIAGNOSTIC OF CONNECTICUT, PC #1043 | | 4 | | | 4 |
| TRIDENT BIOMETRICS | | 3 | 1 | 25% | 4 |
| MIAMI MEDICAL CONSULTANT PA | | | 4 | 100% | 4 |
| PANCARE HEALTH - ALTHA PUBLIC | | | 4 | 100% | 4 |
| Millennium Nursing & Rehab Center | | 4 | | | 4 |
| CVS IN6654POCT INDIANAPOLIS | | 3 | 1 | 25% | 4 |
| SV DIAGNOSTIC LAB | | | 4 | 100% | 4 |
| COMPUNET CLINICAL LAB | | | 4 | 100% | 4 |
| CVS NJ836POCT RUNNEMEDE | | 4 | | | 4 |
| Calusa Harbour | | | 4 | 100% | 4 |
| SONIC REFERENCE LABORATORY | | | 4 | 100% | 4 |

COVID-19: testing by laboratory

Data through Jan 31, 2021 verified as of Feb 1, 2021 at 09:25 AM

Data in this report are provisional and subject to change.

The numbers in the table below represent the number of Florida and non-Florida residents for whom test results were received by the Department of Health. A person can be tested by more than one laboratory and can have both positive and negative results. **Therefore, the sum of the numbers in each column will be larger than the total number of people tested.**

| Reporting lab | Inconclusive | Negative | Positive | Percent positive | Total |
|---|--------------|----------|----------|------------------|-------|
| Crowne Health Care of Montgomery | | 4 | | | 4 |
| RELIANT ACUTE CARE | | | 4 | 100% | 4 |
| MINUTECLINIC DIAGNOSTIC OF WISCONSIN, LLC | | 4 | | | 4 |
| BIG BEND HOSPICE INC | | 4 | | | 4 |
| MINUTECLINIC DIAG OF IND, LLC #2387 | | 4 | | | 4 |
| DYNACARE LABORATORIES | | | 4 | 100% | 4 |
| CORNERSTONE PEDIATRICS | | | 4 | 100% | 4 |
| HARBOUR ISLAND PEDIATRICS LLC | | | 4 | 100% | 4 |
| MEDEXPRESS URGENT CARE - KOKOMO | | 4 | | | 4 |
| L3HARRIS FAMILY MEDICAL CENTER | | | 4 | 100% | 4 |
| QUALITY MEDICAL CARE | | | 4 | 100% | 4 |
| CAPTAIN JAMES A. LOVELL FEDERAL HEALTHCARE CENTER | | | 4 | 100% | 4 |
| NOVADX | | 2 | 2 | 50% | 4 |
| ADULT MEDICINE OF LAKE COUNTY INC | | | 4 | 100% | 4 |
| HARLEM HOSPITAL CENTER | | 3 | 1 | 25% | 4 |
| MINUTECLINIC DIAGNOSTIC OF VIRGINIA | | 4 | | | 4 |
| MEDEXPRESS URGENT CARE - SUMMERSVILLE, WEBSTER RD | | 4 | | | 4 |
| MINUTE CLINIC OF KANSAS PA | | 1 | 3 | 75% | 4 |
| MINUTECLINIC DIAGNOSTIC OF NEVADA #87 | | 2 | 2 | 50% | 4 |
| Heartland of Boynton Beach | | | 4 | 100% | 4 |
| MD NOW URGENT CARE - DELRAY WEST | | | 4 | 100% | 4 |
| COVENIENT CARE MEDICAL CLINIC | | | 4 | 100% | 4 |
| MINUTECLINIC DIAGNOSTIC OF VIRGINIA, LLC #1656 | | 4 | | | 4 |
| Advanced Care Center | | | 4 | 100% | 4 |
| Walker BaptistMedCtr | | 3 | 1 | 25% | 4 |
| MEDEXPRESS URGENT CARE HUNTINGTON | | 4 | | | 4 |
| MEDEXPRESS - NEWARK | | 4 | | | 4 |
| COMPASSION PEDIATRICS | | | 4 | 100% | 4 |
| MEDICAL PAVILION CLINIC | | | 4 | 100% | 4 |
| AMERICAN SCIENTIFIC LABORATORIES LLC | | | 4 | 100% | 4 |
| CVS TX7821POCT LEAGUE CITY | | 4 | | | 4 |
| PRL NYC PANDEMIC RESPONSE LAB | | | 4 | 100% | 4 |
| GENEVA GENERAL HOSPITAL LABORATORY | | 3 | 1 | 25% | 4 |
| SEBRING PEDIATRICS LLC | | | 4 | 100% | 4 |
| DIAGNOSTECHS | | 4 | | | 4 |
| MERCY URGENT CARE | | | 4 | 100% | 4 |
| MIZELL MEMORIAL HOSPITAL | | | 4 | 100% | 4 |
| MEDICINE SHOPPE #1306 THE | | 3 | 1 | 25% | 4 |
| UNIVERSITY OF MIAMI MILLER SCHOOL | | | 4 | 100% | 4 |
| PLEASANTVILLE OF SEBASTIAN LLC | | | 4 | 100% | 4 |
| GUTHRIE MEDICAL GROUP - CORNING | | 3 | 1 | 25% | 4 |
| MINUTECLINIC DIAGNOSTIC MED GRP OF CA | | 3 | 1 | 25% | 4 |
| MCKENZIE-WILLAMETTE MEDICAL CENTER LAB | | 4 | | | 4 |
| WALGREENS #07034 | | 4 | | | 4 |
| MEDEXPRESS URGENT CARE - BLUEFIELD | | 3 | 1 | 25% | 4 |
| ARKANSAS DEPARTMENT OF HEALTH | | | 4 | 100% | 4 |

COVID-19: testing by laboratory

Data through Jan 31, 2021 verified as of Feb 1, 2021 at 09:25 AM

Data in this report are provisional and subject to change.

The numbers in the table below represent the number of Florida and non-Florida residents for whom test results were received by the Department of Health. A person can be tested by more than one laboratory and can have both positive and negative results. **Therefore, the sum of the numbers in each column will be larger than the total number of people tested.**

| Reporting lab | Inconclusive | Negative | Positive | Percent positive | Total |
|--|--------------|----------|----------|------------------|-------|
| FLORIDA HEALTHCARE OF ORLANDO | | | 4 | 100% | 4 |
| FLORIDA HOSPITAL ALTAMONTE | | 2 | 2 | 50% | 4 |
| DIAGNOSTIC & MEDICAL SPECIALISTS OF GREENWICH | | 2 | 2 | 50% | 4 |
| ALVARO J DANGOND MD PA | | 4 | | | 4 |
| LAKE FOREST PARK OP CO LLC | | 4 | | | 4 |
| MINUTE CLINIC INCORPORATE | | 4 | | | 4 |
| ANYLABTEST NOW | | | 4 | 100% | 4 |
| HEALTHCARE NETWORK OF SOUTHWEST FLORIDA | | | 4 | 100% | 4 |
| LAFAYETTE NURSING AND REHAB | | | 4 | 100% | 4 |
| MINUTECLINIC DIAGNOSTIC OF NORTH CAROLINA PC #5341 | | 3 | 1 | 25% | 4 |
| Life Care Center of Orlando | | | 4 | 100% | 4 |
| FLORIDA HEART AND VASCULAR | | | 4 | 100% | 4 |
| FCHC (OB)-DARWIN SQUARE CTR. | | | 4 | 100% | 4 |
| REHABILITATION CENTER OF WINTER PARK,THE | | | 4 | 100% | 4 |
| IMIC INC RESEARCH | | | 4 | 100% | 4 |
| PELICAN LANDING | | 1 | 3 | 75% | 4 |
| WYOMING PUBLIC HEALTH LAB | | | 4 | 100% | 4 |
| MINUTECLINIC DIAG OF IND LLC #8651 | | 3 | 1 | 25% | 4 |
| CVS MA2172POCT NORTH GRAFTON | | 4 | | | 4 |
| ENCOMPASS HOME HEALTH | | 4 | | | 4 |
| COURTYARD GARDENS OF BOYNTON BEACH, LLC | | 1 | 3 | 75% | 4 |
| SANDGATE GARDENS REHAB & NURSING CENTER | | 3 | 1 | 25% | 4 |
| PRIMECARE | | 2 | 2 | 50% | 4 |
| CALIFORNIA DEPARTMENT OF PUBLIC HEALTH | | | 4 | 100% | 4 |
| MEMORIAL HEALTHCARE SYSTEM | | 1 | 3 | 75% | 4 |
| PHYSICIANS IMMEDIATE CARE AURORA | | | 4 | 100% | 4 |
| BAPTIST HEALTH MEDICAL CENTER | | | 4 | 100% | 4 |
| ST. MARY'S HOSPITAL | | | 4 | 100% | 4 |
| MINUTECLINIC DIAGNOSTIC OF RHODE ISLAN | | 4 | | | 4 |
| LEMOYNE COLLEGE WELLNESS CENTER FOR | | 4 | | | 4 |
| MONTANA DEPARTMENT OF PUBLIC HEALTH & HUMAN SERVICES | | | 4 | 100% | 4 |
| MEDEXPRESS URGENT CARE - TEAYS VALLEY | | 3 | 1 | 25% | 4 |
| CHILDREN'S MEDICAL GROUP | | 4 | | | 4 |
| ELITE CARE | | | 4 | 100% | 4 |
| MEASE CONTINUING CARE | | 2 | 2 | 50% | 4 |
| MEDEXPRESS URGENT CARE LAVAL | | 4 | | | 4 |
| ADVENTHEALTH NEW SMYRNA BEACH COMMUNITY HEALTH | | | 4 | 100% | 4 |
| AHC Decatur County | | 4 | | | 4 |
| CVS OH2543POCT CANFIELD | | 4 | | | 4 |
| MIDNIGHT MEDICINE | | | 4 | 100% | 4 |
| MINUTECLINIC LLC (1435) | | 4 | | | 4 |
| HAMPTON ALF AT 24TH ROAD LLC | | | 4 | 100% | 4 |
| MEDEXPRESS - NEW CASTLE, DUPONT HWY | | 4 | | | 4 |
| DES PLAINES CLINICAL LAB | | 2 | 2 | 50% | 4 |
| FAMILY MEDICINE AT WATERMAN | | 4 | | | 4 |
| LATCHER LABORATORY OF A O FOX MEMORIAL | | 2 | 2 | 50% | 4 |

COVID-19: testing by laboratory

Data through Jan 31, 2021 verified as of Feb 1, 2021 at 09:25 AM

Data in this report are provisional and subject to change.

The numbers in the table below represent the number of Florida and non-Florida residents for whom test results were received by the Department of Health. A person can be tested by more than one laboratory and can have both positive and negative results. **Therefore, the sum of the numbers in each column will be larger than the total number of people tested.**

| Reporting lab | Inconclusive | Negative | Positive | Percent positive | Total |
|--|--------------|----------|----------|------------------|-------|
| Health Care Center of Jacksonville | | | 4 | 100% | 4 |
| MINUTECLINIC DIANOSTIC OF VIRGINIA, LL | | 3 | 1 | 25% | 4 |
| OHIO DEPARTMENT OF HEALTH | | | 4 | 100% | 4 |
| CLINICAL LABORATORIES OF THE BUFFALO | | 3 | 1 | 25% | 4 |
| CRESTAR LABS | | 2 | 2 | 50% | 4 |
| HEALTHY MINORS PEDIATRIC URGENT CARE | | 4 | | | 4 |
| REDMED OF CROSSTOWN | | 1 | 3 | 75% | 4 |
| TRUE HEALTH- HOFFNER | | 3 | 1 | 25% | 4 |
| State Lab Unspecifd | | | 4 | 100% | 4 |
| BAYLOR ESOTERIC AND MOLECULAR LAB | | | 4 | 100% | 4 |
| OCHSNER MEDICAL CENTER | | | 4 | 100% | 4 |
| GENUS DIAGNOSTICS | | | 4 | 100% | 4 |
| BOONE DRUG & HEALTHCARE AT DEERFIELD | | | 4 | 100% | 4 |
| PANCARE HEALTH YOUNGSTOWN | | | 4 | 100% | 4 |
| CAPITAL HEALTH LABORATORY INC | | | 4 | 100% | 4 |
| MEDEXPRESS URGENT CARE, FAIRMONT | | 4 | | | 4 |
| UNC HOSPITAL/MCLENDON CLINICAL LABORATORIES | | | 4 | 100% | 4 |
| FIFTH AVENUE PEDIATRICS | | 3 | 1 | 25% | 4 |
| BROWNE MEDICAL LLC | | 3 | 1 | 25% | 4 |
| PERSONAL PHYSICIAN CARE PA | | | 4 | 100% | 4 |
| DISCOVERY VILLAGE AT DEERWOOD | | | 4 | 100% | 4 |
| ADVANCED PEDIATRICS OF BOCA LLC | | | 4 | 100% | 4 |
| Signature Healthcare of Savannah | | 4 | | | 4 |
| GENTLE HANDS MOBILE PHLEBOTOMY | | | 4 | 100% | 4 |
| AFFINITY URGENT CARE | | | 4 | 100% | 4 |
| SOUTHWESTERN REGIONAL MEDICAL CENTER - TULSA | | 4 | | | 4 |
| MEDEXPRESS URGENT CARE - CULPEPER | | 4 | | | 4 |
| NAVAL MEDICAL CENTER SAN DIEGO | | | 4 | 100% | 4 |
| FRESENIUS KIDNEY CARE SOUTH ORLANDO | | | 4 | 100% | 4 |
| URGENT CARE - OCONEE | | 2 | 2 | 50% | 4 |
| SANFORD SOUTH UNIVERSITY | | 4 | | | 4 |
| MEDEXPRESS URGENT CARE - FREDERICK | | 4 | | | 4 |
| PRINCETON BMC LABORATORY | | 4 | | | 4 |
| KENTUCKY CABINET FOR HEALTH AND FAMILY SERVICES | | | 4 | 100% | 4 |
| UNIVERSITY OF WASHINGTON MEDICAL CENTER (UWMC) EMERGENCY DEPT. | | | 4 | 100% | 4 |
| IMMUNOGENOMICS LLC | | 1 | 3 | 75% | 4 |
| Oakwood - North Baldwins Center for Living | | 4 | | | 4 |
| EXPRESS TESTING-ONE | | | 4 | 100% | 4 |
| PHYSICIANS REGIONAL MEDICAL CTR - COLLIER BLVD | | | 4 | 100% | 4 |
| SCIENCE CARE | | | 4 | 100% | 4 |
| CENTERPLACE HEALTH, INC | | | 4 | 100% | 4 |
| POWERS PEDIATRICS | | | 4 | 100% | 4 |
| PALM HARBOR DERMATOLOGY | | 4 | | | 4 |
| MEDEXPRESS URGENT CARE - TARENTUM | | 4 | | | 4 |
| CAREWELL 202 | | | 4 | 100% | 4 |
| MIAMI COMMUNITY HEALTH CENTER INC | | 1 | 3 | 75% | 4 |

COVID-19: testing by laboratory

Data through Jan 31, 2021 verified as of Feb 1, 2021 at 09:25 AM

Data in this report are provisional and subject to change.

The numbers in the table below represent the number of Florida and non-Florida residents for whom test results were received by the Department of Health. A person can be tested by more than one laboratory and can have both positive and negative results. **Therefore, the sum of the numbers in each column will be larger than the total number of people tested.**

| Reporting lab | Inconclusive | Negative | Positive | Percent positive | Total |
|---|--------------|----------|----------|------------------|-------|
| MEMORIAL HEALTH CARE SYSTEMS | | | 4 | 100% | 4 |
| MEDEXPRESS URGENT CARE - FORT WORTH S | | 3 | 1 | 25% | 4 |
| LONG ISLAND UNIVERSITY - POST CAMPUS | | 4 | | | 4 |
| PHYSICIANS QUALITY CARE | | | 4 | 100% | 4 |
| MEDEXPRESS URGENT CARE PLEASANT HILLS | | 3 | 1 | 25% | 4 |
| A & R RESEARCH GROUP | | | 4 | 100% | 4 |
| CAPE COD HOSPITAL | | | 4 | 100% | 4 |
| PEACEHEALTH LABORATORIES | | 3 | 1 | 25% | 4 |
| NEULIFE NEUROLOGICAL SERVICES LLC | | | 4 | 100% | 4 |
| MC DIAGNOSTIC OF CONNECTICUT, PC # 257 | | 3 | 1 | 25% | 4 |
| BELLIN HEALTH LAB | | 1 | 3 | 75% | 4 |
| CELEBRATION PEDIATRICS | | | 4 | 100% | 4 |
| CAREATC, INC. | | | 4 | 100% | 4 |
| CVS NC5591POCT STATESVILLE | | 3 | 1 | 25% | 4 |
| OKLAHOMA STATE UNIVERSITY DIAGNOSTIC LAB | | | 4 | 100% | 4 |
| TERENCE B MITCHELL MD, INC | | | 4 | 100% | 4 |
| MEDEXPRESS URGENT CARE - YORK | | 1 | 3 | 75% | 4 |
| NU WAVE MEDICAL CENTER | | | 4 | 100% | 4 |
| CARENOW URGENT CARE-HERMITAGE | | | 4 | 100% | 4 |
| MINUTE CLINIC DIAGNOSTIC OF PENNSYLVANIA | | 4 | | | 4 |
| ACCENT PHYSICIAN SPECIALISTS PA | | 4 | | | 4 |
| DERMATOLOGY SPECIALISTS OF FL - DR. JON WARD | | | 4 | 100% | 4 |
| VITRO MOLECULAR LABORATORIES | | | 4 | 100% | 4 |
| MINUTECLINIC, LLC #03268 | | 3 | 1 | 25% | 4 |
| MEDEXPRESS URGENT CARE - SOUTH PARKERSBURG | | 4 | | | 4 |
| BOND & STEELE CLINIC PA D/B/A BOND CLINIC PA | | 4 | | | 4 |
| PARADIGM LABORATORIES | | | 4 | 100% | 4 |
| ABSOLUTE HEALTH | | 4 | | | 4 |
| ASCENDI HOME HEALTH AGENCY INC | | | 4 | 100% | 4 |
| CELAL GUROL ERBAY, MD | | | 4 | 100% | 4 |
| SUNRISE SENIOR LIVING OF JACKSONVILLE | | | 4 | 100% | 4 |
| MEDEXPRESS URGENT CARE - WEIRTON | | 4 | | | 4 |
| Westminster Manor | | 3 | 1 | 25% | 4 |
| FLORIDA HEALTH CARE PLANS STIRLING CENTER | | | 4 | 100% | 4 |
| CARENOW URGENT CARE - WINTER SPRINGS | | 3 | 1 | 25% | 4 |
| MINUTECLINIC DIAGNOSTIC OF OHIO #7790 | | 2 | 2 | 50% | 4 |
| CLAY PRIMARY & FAMILY CARE LLC | | | 4 | 100% | 4 |
| WILSON PEDIATRICS | | | 4 | 100% | 4 |
| SHARP MEMORIAL HOSPITAL MICROBIOLOGY DEPT | | | 4 | 100% | 4 |
| SOUTHEASTERN REGIONAL MEDICAL CENTER | | | 4 | 100% | 4 |
| MINUTECLINIC DIAGNOSTIC OF VIRGINIA, LLC #255 | | 4 | | | 4 |
| REFUGE A HEALING PLACE, THE | | | 4 | 100% | 4 |
| MINUTECLINIC DIAG OF IND, LLC #10190 | | 4 | | | 4 |
| Casa Mora Rehabilitation & Extended Care | | 4 | | | 4 |
| CITY OF CLEARWATER EMPLOYEE HEALTH CENTER | | 1 | 3 | 75% | 4 |
| MINUTECLINIC DIAGNOSTIC OF TN PC #6363 | | 4 | | | 4 |

COVID-19: testing by laboratory

Data through Jan 31, 2021 verified as of Feb 1, 2021 at 09:25 AM

Data in this report are provisional and subject to change.

The numbers in the table below represent the number of Florida and non-Florida residents for whom test results were received by the Department of Health. A person can be tested by more than one laboratory and can have both positive and negative results. **Therefore, the sum of the numbers in each column will be larger than the total number of people tested.**

| Reporting lab | Inconclusive | Negative | Positive | Percent positive | Total |
|--|--------------|----------|----------|------------------|-------|
| GASTROENTEROLOGY ASSOC OF PENSACOLA, PA | | 2 | 2 | 50% | 4 |
| AURORA BAYCARE UROLOGY | | | 4 | 100% | 4 |
| SIGNATURE CARE EMERGENCY CENTER | | 2 | 2 | 50% | 4 |
| West Gate Village, LLC | | 4 | | | 4 |
| SOMA MEDICAL CENTER PA | | | 4 | 100% | 4 |
| COMPREHENSIVE CLINICAL RESEARCH, LLC | | | 4 | 100% | 4 |
| CVS NC4165POCT BREVARD | | 2 | 2 | 50% | 4 |
| MEDEXPRESS URGENT CARE - MARKHAM STREE | | 3 | 1 | 25% | 4 |
| CARENOW URGENT CARE - CENTRAL AUSTIN | | 1 | 3 | 75% | 4 |
| GULF COAST PEDIATRICS OF SARASOTA PA | | 1 | 3 | 75% | 4 |
| INTEGRATED FAMILY MEDICAL CENTER | | | 4 | 100% | 4 |
| BARTON MEMORIAL HOSPITAL | | 3 | 1 | 25% | 4 |
| MINUTECLINIC DIAGNOSTIC OF TN PC #643 | | 2 | 2 | 50% | 4 |
| HELIX KH UC | | | 4 | 100% | 4 |
| VITAL CARE URGENT CARE | | | 4 | 100% | 4 |
| MINUTE CLINIC DIAGNOSTIC OF TEXAS, LLC | | 4 | | | 4 |
| PANCARE HEALTH - PONCE DE LEON | | | 4 | 100% | 4 |
| MEDEXPRESS URGENT CARE - MBURG COMMONS | | 4 | | | 4 |
| CVS GA2470POCT CANTON | | 4 | | | 4 |
| SJH | | | 4 | 100% | 4 |
| FLORIDA PRIMARY & SPECIALTY CARE | | 4 | | | 4 |
| THE OASIS ALF | | 4 | | | 4 |
| PALM GARDEN OF SUN CITY | | | 4 | 100% | 4 |
| OMNICARE PHARMACY OF TEXAS 1 | | 4 | | | 4 |
| COMPASSION PEDIATRIC URGENT CARE LLC | | | 4 | 100% | 4 |
| WILLIAM A HINTON STATE LABORATORY INSTITUTE | | 1 | 3 | 75% | 4 |
| CVS PA8979POCT HARRISBURG | | 4 | | | 4 |
| VIDANT MEDICAL CENTER | | | 4 | 100% | 4 |
| MEDEXPRESS - COLLINSVILLE BELT LINE | | 3 | 1 | 25% | 4 |
| FISHERMEN'S HOSPITAL | | | 4 | 100% | 4 |
| MAILBOX DIAGNOSTICS | | 2 | 2 | 50% | 4 |
| ARCPPOINT LABS OF FORT LAUDERDALE, FL CENTRAL | | 1 | 3 | 75% | 4 |
| ORLANDO ORTHOPAEDIC OUTPATIENT SURGERY CENTER | | 1 | 3 | 75% | 4 |
| CAYUGA COUNTY HEALTH DEPARTMENT | | 3 | 1 | 25% | 4 |
| LIFE CARE HOME HEALTH SERVICES LLC | | 1 | 3 | 75% | 4 |
| MINUTECLINIC, LLC #1796 | | 3 | 1 | 25% | 4 |
| FLORENCE - HUNTSVILLE HOSPITAL URGENT CARE | | 3 | 1 | 25% | 4 |
| DTR LABS | | 3 | 1 | 25% | 4 |
| SIGNATURE CARE MONTROSE | | 2 | 2 | 50% | 4 |
| ST CHARLES BEND LABORATORY | | 3 | 1 | 25% | 4 |
| UNION CITY MANOR NURSING CENTER | | 4 | | | 4 |
| THE LITTLE CLINIC | | | 4 | 100% | 4 |
| CONSULATE HEATH CARE AT WEST ALTAMONTE | | | 4 | 100% | 4 |
| DEPARTMENT OF HEALTH AND HUMAN SERVICES STATE OF NEW HAMPSHIRE | | | 4 | 100% | 4 |
| MINUTECLINIC #2860 | | 3 | 1 | 25% | 4 |
| CVS NY4098030POCT NEW YORK | | 4 | | | 4 |

COVID-19: testing by laboratory

Data through Jan 31, 2021 verified as of Feb 1, 2021 at 09:25 AM

Data in this report are provisional and subject to change.

The numbers in the table below represent the number of Florida and non-Florida residents for whom test results were received by the Department of Health. A person can be tested by more than one laboratory and can have both positive and negative results. **Therefore, the sum of the numbers in each column will be larger than the total number of people tested.**

| Reporting lab | Inconclusive | Negative | Positive | Percent positive | Total |
|---|--------------|----------|----------|------------------|-------|
| MEDEXPRESS URGENT CARE - MOUNTAIN HOME | | 3 | 1 | 25% | 4 |
| USCG SECTOR ST PETE | | 1 | 3 | 75% | 4 |
| MEDEXPRESS URGENT CARE - LOGAN | | 4 | | | 4 |
| FHCP - ORMOND BEACH | | | 4 | 100% | 4 |
| MEDEXPRESS URGENT CARE - PRINCETON | | 4 | | | 4 |
| THE DOCTORS CENTER HEALTHCARE-SOUTHSIDE | | 1 | 3 | 75% | 4 |
| GRAND AVE PHARMACY | | | 4 | 100% | 4 |
| SOUTHERN LABORATORY SERVICES OF NWF | | 4 | | | 4 |
| MINUTECLINIC DIAGNOSTIC OF SC, LLC #7 | | 2 | 2 | 50% | 4 |
| LEON MEDICAL CENTERS, LLC | | | 4 | 100% | 4 |
| Grace Rehabilitation of Vero Beach | | 4 | | | 4 |
| SUMTER COUNTY HEALTH DEPARTMENT | | | 4 | 100% | 4 |
| ST BARNABAS HOSPITAL | | 4 | | | 4 |
| COMMUNITY HEALTH CENTER OF WEST PALM BEACH | | | 4 | 100% | 4 |
| Sunrise Health and Rehabilitation Center | | | 4 | 100% | 4 |
| THONOTOSASSA COMMUNITY HEALTH CENTER | | 1 | 3 | 75% | 4 |
| FAMILY TREE DNA | | | 4 | 100% | 4 |
| MARION AND BERNARD L SAMSON NURSING CENTER | | | 4 | 100% | 4 |
| MARSHFIELD LABORATORIES | | | 4 | 100% | 4 |
| CVS MINUTE CLINIC DIAGNOSTIC PA #3060 | | 3 | 1 | 25% | 4 |
| NEMOURS CHILDREN'S CLINIC | | | 4 | 100% | 4 |
| MINUTECLINIC, LLC, DBA MINUTECLINIC #6 | | 4 | | | 4 |
| PHYSICIANS IMMEDIATE CARE ELGIN | | | 4 | 100% | 4 |
| ELITE MEDICAL CENTER | | | 4 | 100% | 4 |
| ADVENTHEALTH MEDICAL GROUP PEDIATRIC & ADOLESCENT | | 3 | 1 | 25% | 4 |
| BETHPAGE EXTENDED HOURS CENTER | | 4 | | | 4 |
| Park Ridge Nursing Center | | 3 | 1 | 25% | 4 |
| MD ANDERSON | | | 4 | 100% | 4 |
| TARPON SPRINGS PEDIATRICS, LLC | | | 4 | 100% | 4 |
| HOME DOCS | | 2 | 2 | 50% | 4 |
| DEPARTMENT OF HEALTH AND HUMAN SERVICES | | 2 | 2 | 50% | 4 |
| THE PALMS PHARMACY, INC | | 4 | | | 4 |
| ENTRUST IMMEDIATE CARE | | | 4 | 100% | 4 |
| MINUTECLINIC, LLC #1492 | | 3 | | | 3 |
| TREASURE COAST PEDIATRICS PA | | | 3 | 100% | 3 |
| GREATER MOBILE URGENT CARE - SPRINGHILL | | | 3 | 100% | 3 |
| ALLIANCE FOR MULTISPECIALTY RESEARCH | | 3 | | | 3 |
| PEDIATRICS BY THE SEA JOG RD OFFICE | | | 3 | 100% | 3 |
| JACKSON SOUTH COMMUNITY HOSPITAL LAB | | | 3 | 100% | 3 |
| CVS OH3476POCT TIPP CITY | | 3 | | | 3 |
| TMH PHYSICIAN PARTNERS BLOUNTSTOWN | | | 3 | 100% | 3 |
| VIRGINIA DIVISION OF CONSOLIDATED LABORATORIES | | | 3 | 100% | 3 |
| Hunterdon Medical Center Laboratory | | 3 | | | 3 |
| MONROE COUNTY FIRE RESCUE | | 3 | | | 3 |
| COMMUNITY MEDICAL CENTER | | | 3 | 100% | 3 |
| RICHMOND CITY DEPARTMENT OF PUBLIC HEALTH | | | 3 | 100% | 3 |

COVID-19: testing by laboratory

Data through Jan 31, 2021 verified as of Feb 1, 2021 at 09:25 AM

Data in this report are provisional and subject to change.

The numbers in the table below represent the number of Florida and non-Florida residents for whom test results were received by the Department of Health. A person can be tested by more than one laboratory and can have both positive and negative results. **Therefore, the sum of the numbers in each column will be larger than the total number of people tested.**

| Reporting lab | Inconclusive | Negative | Positive | Percent positive | Total |
|---|--------------|----------|----------|------------------|-------|
| ALLIANCE LABS @LRMC | | | 3 | 100% | 3 |
| CVS PA813POCT RICHBORO | | 3 | | | 3 |
| UNIVERSITY OF MIAMI | | | 3 | 100% | 3 |
| TARRANT COUNTY PUBLIC HEALTH | | 3 | | | 3 |
| CENTRAL DUPAGE HOSPITAL | | | 3 | 100% | 3 |
| SURETOX LABORATORY LLC | | 2 | 1 | 33% | 3 |
| MEDEXPRESS URGENT CARE GREENSBURG | | 2 | 1 | 33% | 3 |
| ELITE PRIMARY CARE OF WAYCROSS | | | 3 | 100% | 3 |
| FAMILY MEDICINE AT WINTER PARK | | | 3 | 100% | 3 |
| MEDEXPRESS URGENT CARE-CLOQUET | | 3 | | | 3 |
| SENTARA NORFOLK GENERAL HOSPITAL CENTRAL LAB | | | 3 | 100% | 3 |
| THE OASIS BEACHSIDE | | 3 | | | 3 |
| HIALEAH SHORES NURSING AND | | 2 | 1 | 33% | 3 |
| LAHEY CLINIC MEDICAL CENTER | | | 3 | 100% | 3 |
| SOFTLAB | | | 3 | 100% | 3 |
| FLORIDA MEDICAL ASSOCIATES LLC | | | 3 | 100% | 3 |
| MEDEXPRESS URGENT CARE - SOMERSET TOWNSHIP | | 3 | | | 3 |
| CARESPOT-WELLINGTON | | | 3 | 100% | 3 |
| SARASOTA MEDICAL CENTER | | | 3 | 100% | 3 |
| CVS SC3838POCT ANDERSON | | 3 | | | 3 |
| MEDEXPRESS URGENT CARE - LITTLE ROCK | | 2 | 1 | 33% | 3 |
| ALABAMA DEPT PUBLIC HEALTH | | | 3 | 100% | 3 |
| PROPATH | | | 3 | 100% | 3 |
| CARENOW-ATASCOCITA | | | 3 | 100% | 3 |
| SCIENTIFIC LABORATORY DIVISION | | | 3 | 100% | 3 |
| NORTHWEST FLORIDA CLINICAL LAB | | 1 | 2 | 67% | 3 |
| HEPATOLOGY DIAGNOSTIC LAB | | | 3 | 100% | 3 |
| PREMIER CLINICAL RESEARCH INSTITUTE INC | | | 3 | 100% | 3 |
| TAMPA | | 1 | 2 | 67% | 3 |
| MEDIC INFUSION PA | | 3 | | | 3 |
| LEESBURG COMMUNITY HEALTH CENTERS | | | 3 | 100% | 3 |
| Englewood Health and Rehab | | | 3 | 100% | 3 |
| CCR OF NORTH CAROLINA, LLC | | 2 | 1 | 33% | 3 |
| CVS IN6605POCT INDIANAPOLIS | | 2 | 1 | 33% | 3 |
| ONSLow MEMORIAL HOSPITAL LABORATORY | | 3 | | | 3 |
| ACCESS RECOVERY SOLUTIONS LLC | | | 3 | 100% | 3 |
| MARYLAND STATE DEPT OF HEALTH | 2 | | 1 | 33% | 3 |
| SANFORD MOBILE LAB | | | 3 | 100% | 3 |
| 24TH WEAPONS OF MASS DESTRUCTION - CIVIL SUPPORT | | 3 | | | 3 |
| Cleveland Clinic Weston | | | 3 | 100% | 3 |
| RAPID CITY URGENT CARE | | | 3 | 100% | 3 |
| WALGREENS #07502 | | 3 | | | 3 |
| MINUTE CLINIC DIAGNOSTIC MED GRP | | 3 | | | 3 |
| ADVICE FOR OPTIMAL WELLNESS, INC | | | 3 | 100% | 3 |
| MINUTECLINIC, LLC #5707 | | 3 | | | 3 |
| SMOKY MOUNTAIN URGENT CARE AND FAMILY MEDICINE CENTER | | | 3 | 100% | 3 |

COVID-19: testing by laboratory

Data through Jan 31, 2021 verified as of Feb 1, 2021 at 09:25 AM

Data in this report are provisional and subject to change.

The numbers in the table below represent the number of Florida and non-Florida residents for whom test results were received by the Department of Health. A person can be tested by more than one laboratory and can have both positive and negative results. **Therefore, the sum of the numbers in each column will be larger than the total number of people tested.**

| Reporting lab | Inconclusive | Negative | Positive | Percent positive | Total |
|--|--------------|----------|----------|------------------|-------|
| MINUTECLINIC LLC #5176 | | | 3 | 100% | 3 |
| PEDIATRICS IN BREVARD-COCOA BEACH | | 2 | 1 | 33% | 3 |
| TERRACE OF ST CLOUD, THE | | 2 | 1 | 33% | 3 |
| MEDFIRST URGENT CARE | | | 3 | 100% | 3 |
| SISD EMPLOYEE HEALTH CLINIC | | | 3 | 100% | 3 |
| MPG JACKSONVILLE ATLANTIC BLVD | | 1 | 2 | 67% | 3 |
| DASCENA, INC | | | 3 | 100% | 3 |
| LEXINGTON MEDICAL CENTER | | 1 | 2 | 67% | 3 |
| MID FLORIDA CLINICAL LABORATORY | | 2 | 1 | 33% | 3 |
| MEDEXPRESS URGENT CARE - WHEELING | | 2 | 1 | 33% | 3 |
| Kroger 124 - The Little Clinic University | | 3 | | | 3 |
| MICHIGAN HEALTH CLINIC LABORATORIES | | 2 | 1 | 33% | 3 |
| FLORIDA LABORATORY ANALYSIS, LLC | | | 3 | 100% | 3 |
| NC STATE LABORATORY OF PUBLIC HEALTH | | 3 | | | 3 |
| THE CLINIC OF PEDIATRICS & GI MEDICINE, INC | | | 3 | 100% | 3 |
| ESTERO FIRE RESCUE | | 3 | | | 3 |
| MEDEXPRESS URGENT CARE-HERSHEY | | 2 | 1 | 33% | 3 |
| FLORIDA DEPARTMENT OF HEALTH IN MIAMI DADE COUNTY | | 2 | 1 | 33% | 3 |
| NEMOURS CHILDRENS PRIMARY CARE MAITLAND | | | 3 | 100% | 3 |
| MEDEXPRESS URGENT CARE MARTINSBURG | | 2 | 1 | 33% | 3 |
| SOUTH COUNTY MENTAL HEALTH CENTER INC | | | 3 | 100% | 3 |
| SUN TERRACE HEALTH CARE CENTER | | | 3 | 100% | 3 |
| BEEBE MEDICAL CENTER LABORATORY | | 3 | | | 3 |
| MEDEXPRESS URGENT CARE-ARLINGTON | | 2 | 1 | 33% | 3 |
| LOCH HAVEN PEDIATRICS | | | 3 | 100% | 3 |
| BAYCARE MEDICAL GROUP, INC | | 3 | | | 3 |
| PM PEDIATRICS OF SELDEN PLLC | | 3 | | | 3 |
| NORTH CAROLINA DEPT OF HEALTH & HUMAN SRVCS STATE LAB OF PUBLIC HEALTH | | | 3 | 100% | 3 |
| MINUTECLINIC, LLC #7139 | | 3 | | | 3 |
| PINELLAS POINT NURSING AND REHAB | | | 3 | 100% | 3 |
| RHEA MEDICAL CENTER | | 3 | | | 3 |
| MINUTE CLINIC LLC # 2033 | | 2 | 1 | 33% | 3 |
| INSPIRA MEDICAL CENTER VINELAND LAB | | 2 | 1 | 33% | 3 |
| PUBLIC HEALTH TRUST OF MIAMI DADE COUNTY | | | 3 | 100% | 3 |
| WEST TN HEALTH MED NORTH | | 3 | | | 3 |
| LAURELLWOOD NURSING CENTER | | 1 | 2 | 67% | 3 |
| OPTUM PRIMARY CARE - SILVER LAKES | | | 3 | 100% | 3 |
| CLEARWATER | | 2 | 1 | 33% | 3 |
| UNIVERSITY OF MIAMI / SCCC RESEARCH LABORATORY | | | 3 | 100% | 3 |
| MEDEXPRESS URGENT CARE - WAXAHACHIE, N HIGHWAY 77 | | 1 | 2 | 67% | 3 |
| OHIO DEPARTMENT OF HEALTH LABORATORY | | 2 | 1 | 33% | 3 |
| NORTHERN LIGHT LABORATORY | | 1 | 2 | 67% | 3 |
| FIRST CARE - MIDDLESBORO | | | 3 | 100% | 3 |
| MONTEFIORE MEDICAL CENTER LABS MONTEFIORE | | 2 | 1 | 33% | 3 |
| HELIX MEDICAL CENTERS | | 1 | 2 | 67% | 3 |
| PROHEALTH PRIMARY CARE - GLEN OAKS | | 3 | | | 3 |

COVID-19: testing by laboratory

Data through Jan 31, 2021 verified as of Feb 1, 2021 at 09:25 AM

Data in this report are provisional and subject to change.

The numbers in the table below represent the number of Florida and non-Florida residents for whom test results were received by the Department of Health. A person can be tested by more than one laboratory and can have both positive and negative results. **Therefore, the sum of the numbers in each column will be larger than the total number of people tested.**

| Reporting lab | Inconclusive | Negative | Positive | Percent positive | Total |
|--|--------------|----------|----------|------------------|-------|
| NEMOURS CHILDRENS PRIMARY CARE HORIZON WEST | | | 3 | 100% | 3 |
| PATHOLOGY REFERENCE LAB LLC | | | 3 | 100% | 3 |
| OHIO HEALTH DOCTORS HOSPITAL | | | 3 | 100% | 3 |
| TUFTS MEDICAL CENTER | | | 3 | 100% | 3 |
| MEDEXPRESS URGENT CARE - RICHMOND, W BROAD ST | | 3 | | | 3 |
| ALLIANCE PEDIATRICS PA | | | 3 | 100% | 3 |
| ST PETE DIRECT PRIMARY CARE | | 1 | 2 | 67% | 3 |
| COASTAL SKIN SURGERY AND DERMATOLOGY PL | | 3 | | | 3 |
| PINELLAS PARK HEALTH CENTER - PINELLAS CHD | | 1 | 2 | 67% | 3 |
| HOUSTON METHODIST HOSPITAL | | | 3 | 100% | 3 |
| SEMINOLE FAMILY HEALTH CENTER | | 3 | | | 3 |
| LEE CONVENIENT CARE AT SUMMERLIN | | | 3 | 100% | 3 |
| BETH ISRAEL MEDICAL CENTER LABS | | 3 | | | 3 |
| CVS MN6811POCT PLYMOUTH | | 3 | | | 3 |
| MAYO | | 1 | 2 | 67% | 3 |
| CELEBRATION PRIMARY CARE ASSOCIATES LLC | | 3 | | | 3 |
| BETTERMED URGENT CARE | | | 3 | 100% | 3 |
| KISSIMMEE URGENT CARE | | 3 | | | 3 |
| BRANDON REGIONAL EMERGENCY CTR | | | 3 | 100% | 3 |
| MINUTE CLINIC, LLC #4650 | | 3 | | | 3 |
| INDIANA STATE DEPARTMENT OF HEALTH LABORATORIES | | | 3 | 100% | 3 |
| ADVENT HEALTH - CENTRAL PASCO ER | | | 3 | 100% | 3 |
| PARRISH MEDICAL CENTER-WAIVED TESTING | | 3 | | | 3 |
| NORTH NAPLES HOSPITAL RESPIRATORY THERAPY DEPARTMENT | | | 3 | 100% | 3 |
| OPTUM OF RED ROAD | | 3 | | | 3 |
| ASSOCIATES IN MEDICINE | | 1 | 2 | 67% | 3 |
| NORTH SHORE HOSP. INFECTION CONTROL | | | 3 | 100% | 3 |
| AUSTIN PUBLIC HEALTH | | | 3 | 100% | 3 |
| MEDEXPRESS URGENT CARE- FORT WORTH N T | | 3 | | | 3 |
| MEDEXPRESS URGENT CARE, CHAMBERSBURG | | 2 | 1 | 33% | 3 |
| MEDICAL CENTER ENTERPRISE | | | 3 | 100% | 3 |
| GLADES COUNTY DETENTION CENTER | | | 3 | 100% | 3 |
| FHPG TAMPA PRIMARY CARE | | | 3 | 100% | 3 |
| CUMBERLAND MEDICAL CENTER INC | | 3 | | | 3 |
| CTRS | | | 3 | 100% | 3 |
| WYOMING DEPT OF HEALTH | | | 3 | 100% | 3 |
| Rutgers Health Rwj University Hospital - Laboratory | | 2 | 1 | 33% | 3 |
| LIFE CARE CENTER OF SKAGIT VALLEY | | 3 | | | 3 |
| GROVES CENTER | | | 3 | 100% | 3 |
| FLORIDA HOSPITAL LABORATORIES | | 3 | | | 3 |
| ESCO DRUG CO INC | | 3 | | | 3 |
| Contrastate Medical Center | | 2 | 1 | 33% | 3 |
| STUYVESANT URGENT CARE | | 3 | | | 3 |
| EXPRESS TEST | | | 3 | 100% | 3 |
| COLLIER PHARMACY | | | 3 | 100% | 3 |
| MEDEXPRESS - WILMINGTON CONCORD PIKE | | 2 | 1 | 33% | 3 |

COVID-19: testing by laboratory

Data through Jan 31, 2021 verified as of Feb 1, 2021 at 09:25 AM

Data in this report are provisional and subject to change.

The numbers in the table below represent the number of Florida and non-Florida residents for whom test results were received by the Department of Health. A person can be tested by more than one laboratory and can have both positive and negative results. **Therefore, the sum of the numbers in each column will be larger than the total number of people tested.**

| Reporting lab | Inconclusive | Negative | Positive | Percent positive | Total |
|--|--------------|----------|----------|------------------|-------|
| CELEBRATION PEDIATRICS PA | | | 3 | 100% | 3 |
| ADRIANA M CASTRO MD PA | | 3 | | | 3 |
| HELIX LW UC | | 1 | 2 | 67% | 3 |
| MINUTECLINIC DIAGNOSTIC OF NORTH CAROLINA PC #7054 | | 3 | | | 3 |
| MOBIL LAB FOR ALL INC | | 3 | | | 3 |
| CARENOW-LEBANON | | 1 | 2 | 67% | 3 |
| ERIE COUNTY PUBLIC HEALTH CLINICAL | | 3 | | | 3 |
| ESCAMBIA COUNTY JAIL DETENTION DIVISION | | 3 | | | 3 |
| WINTER PARK INTERNAL MEDICINE MD PA | | 2 | 1 | 33% | 3 |
| JOHN T MACKAY MD | | | 3 | 100% | 3 |
| CVS OH2342POCT WEST CHESTER | | 2 | 1 | 33% | 3 |
| Broadview Multi-Care Center | | 3 | | | 3 |
| ALLIED PHYSICIANS GROUP PLLC | | 3 | | | 3 |
| STONE CLINICAL LABORATORIES OF FL LLC | | 3 | | | 3 |
| MINUTECLINIC DIAG OF IND, LLC #6483 | | 1 | 2 | 67% | 3 |
| ST. PETERSBURG PEDIATRICS- 38TH AVENUE | | | 3 | 100% | 3 |
| CVS MINUTE CLINIC DIAGNOSTIC OF TEXAS | | 3 | | | 3 |
| PROMPT CARE OF CENTRAL FLORIDA LLC | | | 3 | 100% | 3 |
| MEDEXPRESS URGENT CARE - NORTH LITTLE | | 2 | 1 | 33% | 3 |
| FLAGLER FAMILY MEDICINE PA | | | 3 | 100% | 3 |
| ALOHA HOME CARE LLC DBA ACCENTCARE HOME HEALTH OF | | 3 | | | 3 |
| YORK HOSPITAL - LABORATORY | | | 3 | 100% | 3 |
| MINUTECLINIC DIAG OF IND, LLC #6697 | | 3 | | | 3 |
| BONITA PHARMACY | | 3 | | | 3 |
| APEX CLINICAL LABORATORIES INC | | 3 | | | 3 |
| Mill Valley Care Center | | 3 | | | 3 |
| Fort Gaines Health and Rehab | | 3 | | | 3 |
| MEDICAL UNIVERSITY SC HOSPITAL | | | 3 | 100% | 3 |
| THE PATHOLOGY LABORATORY | | 1 | 2 | 67% | 3 |
| MINUTECLINIC DIAGNOSTIC OF TN PC #240 | | 3 | | | 3 |
| ADVENTHEALTH SEBRING- INFECTION CONTROL DEPARTMENT | | | 3 | 100% | 3 |
| REELFOOT FAMILY WALK IN CLINIC | | 2 | 1 | 33% | 3 |
| FOX FAMILY PRACTICE | | 3 | | | 3 |
| BOLING, STEPHANIE | | 3 | | | 3 |
| FAMILY TREE MEDICAL GROUP PA | | 2 | 1 | 33% | 3 |
| MINUTECLINIC DIAGNOSTIC OF WISCONSIN, | | 3 | | | 3 |
| WELLMED AT APOLLO BEACH BLVD | | 1 | 2 | 67% | 3 |
| Rosedale Green | | 3 | | | 3 |
| CGH MEDICAL CENTER | | | 3 | 100% | 3 |
| RIVER CITY MEDICAL ASSOCIATES INC | | | 3 | 100% | 3 |
| BROOKDALE OAKBRIDGE | | 1 | 2 | 67% | 3 |
| CVS SC7396POCT NORTH MYRTLE BEACH | | 3 | | | 3 |
| CVS GA3766POCT DACULA | | 1 | 2 | 67% | 3 |
| COVID PROCESSING SITE | | | 3 | 100% | 3 |
| CVS GA2236POCT WOODSTOCK | | 3 | | | 3 |
| MINUTECLINIC, DIAGNOSTIC OF TEXAS, LL | | 3 | | | 3 |

COVID-19: testing by laboratory

Data through Jan 31, 2021 verified as of Feb 1, 2021 at 09:25 AM

Data in this report are provisional and subject to change.

The numbers in the table below represent the number of Florida and non-Florida residents for whom test results were received by the Department of Health. A person can be tested by more than one laboratory and can have both positive and negative results. **Therefore, the sum of the numbers in each column will be larger than the total number of people tested.**

| Reporting lab | Inconclusive | Negative | Positive | Percent positive | Total |
|---|--------------|----------|----------|------------------|-------|
| SIGNATURE CARE PFLUGERVILLE | | | 3 | 100% | 3 |
| MOULTRIE CREEK NURSING AND REHAB | | | 3 | 100% | 3 |
| ADVANCED HEART CARE OF SOUTH FLORIDA | | 3 | | | 3 |
| CORTLAND COUNTY HEALTH DEPARTMENT | | 3 | | | 3 |
| ADVENTHEALTH MEDICAL GROUP PEDIATRICS | | 1 | 2 | 67% | 3 |
| FLORIDA MENTOR-POINT WEST CLUSTER | | 3 | | | 3 |
| MEDEXPRESS URGENT CARE-CHIPPEWA | | 2 | 1 | 33% | 3 |
| HEARTLAND - CHARLESTON OF HANAHAN SC, | | 3 | | | 3 |
| ST. LUKE'S HOSPITAL - BETHLEHEM CAMPUS | | 1 | 2 | 67% | 3 |
| JUPITER CLINIC | | | 3 | 100% | 3 |
| CVS PA1671POCT LANCASTER | | 3 | | | 3 |
| COASTAL LABORATORIES OF FLORIDA | | | 3 | 100% | 3 |
| CAREWELL URGENT CARE | | | 3 | 100% | 3 |
| LEWIS COUNTY MANOR | | 3 | | | 3 |
| AVANTE INVERNESS | | 1 | 2 | 67% | 3 |
| MINUTE CLINIC LLC #0169 | | 3 | | | 3 |
| HILLVIEW LABORATORY | | | 3 | 100% | 3 |
| WHITE EARTH IHS MAIN LAB | | 3 | | | 3 |
| MINUTECLINIC DIAG OF IND, LLC #6910 | | 3 | | | 3 |
| ADVENT HEALTH MEDICAL GROUP FAMILY MEDICINE | | | 3 | 100% | 3 |
| CVS IL8747POCT CHICAGO | | 3 | | | 3 |
| GRAND VILLA OF PALM COAST | | 3 | | | 3 |
| WINDSOR WOODS REHAB & HEALTHCARE CTR | | 2 | 1 | 33% | 3 |
| MINUTECLINIC DIAGNOSTIC OF MICHIGAN, P | | 3 | | | 3 |
| CRANES VIEW LODGE | | | 3 | 100% | 3 |
| IOWA DEPARTMENT OF PUBLIC HEALTH | | | 3 | 100% | 3 |
| NYC PUBLIC HEALTH LABS | | | 3 | 100% | 3 |
| BRENTWOOD SENIOR LIVING AT ST PETE | | | 3 | 100% | 3 |
| PATIENT FIRST - ALLENTOWN | | | 3 | 100% | 3 |
| SOFTCELL L-FORM LABORATORIES, LLC | | | 3 | 100% | 3 |
| LINCOLN MEDICAL CENTER | | 3 | | | 3 |
| BARONESS ERLANGER HOSPITAL | | 3 | | | 3 |
| LUVERNE HEALTH AND REHABILITATION | | 3 | | | 3 |
| SCRIPPS CLINIC MEDICAL | | | 3 | 100% | 3 |
| LIFEHOPE LABS | | | 3 | 100% | 3 |
| KEY WEST URGENT CARE, INC | | 3 | | | 3 |
| CVS RI1717POCT 1 CVS DR | | | 3 | 100% | 3 |
| PEDIATRICS AND ADOLESCENT MEDICINE | | 2 | 1 | 33% | 3 |
| BRADENTON PHYSICIAN MEDICAL CENTER | | | 3 | 100% | 3 |
| CORTLAND REGIONAL MEDICAL CENTER | | 3 | | | 3 |
| MORGAN STANLEY HEALTH CENTER | | 3 | | | 3 |
| COOPER UNIVERSITY HOSPITAL LABORATORY | | 2 | 1 | 33% | 3 |
| TIFTON CARECONNECT URGENT CARE | | | 3 | 100% | 3 |
| ROANE MEDICAL CENTER | | 2 | 1 | 33% | 3 |
| MINUTE CLINIC DIAG OF IND LLC #8674 | | 3 | | | 3 |
| LITTLE SPURS PEDIATRIC URGENT CARE | | 1 | 2 | 67% | 3 |

COVID-19: testing by laboratory

Data through Jan 31, 2021 verified as of Feb 1, 2021 at 09:25 AM

Data in this report are provisional and subject to change.

The numbers in the table below represent the number of Florida and non-Florida residents for whom test results were received by the Department of Health. A person can be tested by more than one laboratory and can have both positive and negative results. **Therefore, the sum of the numbers in each column will be larger than the total number of people tested.**

| Reporting lab | Inconclusive | Negative | Positive | Percent positive | Total |
|---|--------------|----------|----------|------------------|-------|
| ADVANCED URGENT CARE CENTER OF THE UPPER KEYS | | 1 | 2 | 67% | 3 |
| CVS CA9113POCT CHULA VISTA | | 3 | | | 3 |
| VELOCITY CARE | | | 3 | 100% | 3 |
| CONSOLIDATED LABORATORY SERVICES | | | 3 | 100% | 3 |
| URGENT DOC - URGENT CARE CLINIC | | | 3 | 100% | 3 |
| JS HEALTHCARE | | 2 | 1 | 33% | 3 |
| DELAWARE PUBLIC HEALTH LABORATORY | | 1 | 2 | 67% | 3 |
| MED EXPRESS URGENT CARE PC - MARYLAND | | 2 | 1 | 33% | 3 |
| UNITY HEALTH AND REHABILITATION CENTER | | | 3 | 100% | 3 |
| ADVANCED PEDIATRICS | | | 3 | 100% | 3 |
| LOYOLA UNIVERSITY MEDICAL CENTER LABORATORY | | | 3 | 100% | 3 |
| CFP PHYSICIANS GROUP | | | 3 | 100% | 3 |
| SUMNER REGIONAL MEDICAL CENTER | | 2 | 1 | 33% | 3 |
| MEDEXPRESS URGENT CARE - WALDORF, CRAIN HWY | | 3 | | | 3 |
| Bainbridge Health and Rehab | | 3 | | | 3 |
| ORLANDO REGIONAL HEALTH SERVICES | | 1 | 2 | 67% | 3 |
| CVS TN2179POCT MURFREESBORO | | 3 | | | 3 |
| PRISMA HEALTH MIDLANDS | | | 3 | 100% | 3 |
| LIZS ADULT CARE | | 3 | | | 3 |
| QUEST DIAGNOSTICS PSC | | | 3 | 100% | 3 |
| WINDER NURSING INC DBA WINDER HEALTH CARE | | 3 | | | 3 |
| SCHIFF CENTER FOR LIVER DISEASES | | 1 | 2 | 67% | 3 |
| CAMPAZZI CONCIERGE MEDICAL SERVICES | | 2 | 1 | 33% | 3 |
| Bethany Health and Rehab | | 3 | | | 3 |
| VA OUTPATIENT CLINIC-NEW PORT RICHEY | | | 3 | 100% | 3 |
| CVS OH3393POCT AURORA | | 2 | 1 | 33% | 3 |
| OPENTRONS PRL | | 2 | 1 | 33% | 3 |
| CULLMAN REGIONAL MEDICAL CENTER | | 2 | 1 | 33% | 3 |
| ST MARYS MEDICAL CENTER | | | 3 | 100% | 3 |
| ACCESS HEALTH CARE | | 2 | 1 | 33% | 3 |
| VIRTUA MEMORIAL HOSPITAL BURLINGTON COUNTY | | 1 | 2 | 67% | 3 |
| NOVANT HEALTH PRESBYTERIAN | | 2 | 1 | 33% | 3 |
| SUMMIT MEDICAL GROUP - WEST ORANGE | | 3 | | | 3 |
| CVS GA2147POCT KENNESAW | | 2 | 1 | 33% | 3 |
| FLORIDA HOSPITAL PHYSICIANS GROUP | | 1 | 2 | 67% | 3 |
| HUNT CLUB MEDICAL CARE | | | 3 | 100% | 3 |
| BAPTIST OUTPATIENT SERVICES | | | 3 | 100% | 3 |
| MINUTECLINIC, LLC #4682 | | 2 | 1 | 33% | 3 |
| MEDEXPRESS URGENT CARE - TULSA, S YALE AVE | | 3 | | | 3 |
| CVS OH6123POCT CINCINNATI | | 2 | 1 | 33% | 3 |
| ACL LABORATORIES INDUSTRIAL TOXICOLOGY | | | 3 | 100% | 3 |
| MAINE DEPARTMENT OF HEALTH AND HUMAN SERVICES | | | 3 | 100% | 3 |
| TRUE HEALTH - LAKE UNDERHILL | | 3 | | | 3 |
| MONTANA PUBLIC HEALTH LAB | | | 3 | 100% | 3 |
| HARBORCHASE OF STUART | | | 3 | 100% | 3 |
| PLAINVIEW PRIMARY CARE | | 3 | | | 3 |

COVID-19: testing by laboratory

Data through Jan 31, 2021 verified as of Feb 1, 2021 at 09:25 AM

Data in this report are provisional and subject to change.

The numbers in the table below represent the number of Florida and non-Florida residents for whom test results were received by the Department of Health. A person can be tested by more than one laboratory and can have both positive and negative results. **Therefore, the sum of the numbers in each column will be larger than the total number of people tested.**

| Reporting lab | Inconclusive | Negative | Positive | Percent positive | Total |
|--|--------------|----------|----------|------------------|-------|
| VICAR'S LANDING NURSING HOME | | 2 | 1 | 33% | 3 |
| Wynfield Park Health and Rehabilitation | | 3 | | | 3 |
| EXETER HOSPITAL | | 3 | | | 3 |
| GAINESVILLE PEDIATRIC ASSOCIATES | | | 3 | 100% | 3 |
| Magnolia Health and Rehab Center | | | 3 | 100% | 3 |
| PPD - IXLAYER | | 3 | | | 3 |
| ORCHID COVE DAYTONA | | | 3 | 100% | 3 |
| MINUTECLINIC DIAG OF IND LLC #6840 | | 3 | | | 3 |
| US SPECIALTY LABS | | | 3 | 100% | 3 |
| MEDLAB INC | | 3 | | | 3 |
| SPARROW CENTRAL LAB | | | 3 | 100% | 3 |
| QUATRACOR PLLC | | 3 | | | 3 |
| MARION COUNTY FIRE RESCUE | | 3 | | | 3 |
| Village on the Green | | | 3 | 100% | 3 |
| MINUTECLINIC DIAGNOSTIC OF PENNSYLVAN | | 2 | 1 | 33% | 3 |
| GRAND VILLA OF LARGO | | 1 | 2 | 67% | 3 |
| MED FUSION | | | 3 | 100% | 3 |
| IVY CREEK URGENT CARE OF ENTERPRISE | | | 3 | 100% | 3 |
| PROGRESS PHARMACY INC | | | 3 | 100% | 3 |
| ADVANCED URGENT CARE LLC | | 1 | 2 | 67% | 3 |
| CVS TN7289POCT SIGNAL MOUNTAIN | | 3 | | | 3 |
| DACH MAIN LAB | | | 3 | 100% | 3 |
| Westside Terrace | | 3 | | | 3 |
| SHANDS AT LAKE SHORE LAB | | 1 | 2 | 67% | 3 |
| ADVANCED MEDICAL RESEARCH CENTER LLC | | | 3 | 100% | 3 |
| MEDICAL SERVICES OF AMERICA HOME HEALTH | | 3 | | | 3 |
| SIGNATURE URGENT CARE | | | 3 | 100% | 3 |
| EMERALD COAST CENTER | | | 3 | 100% | 3 |
| MEDEXPRESS-HOUSTON EAST FWY | | 1 | 2 | 67% | 3 |
| Gulfport Rehabilitation Center | | | 3 | 100% | 3 |
| TMH PHYSICIAN PARTNERS SOUTHWOOD | | | 3 | 100% | 3 |
| CVS MA394POCT SEEKONK | | 3 | | | 3 |
| Greystone Health Care Center | | 3 | | | 3 |
| PALMS WEST HOSPITAL | | | 3 | 100% | 3 |
| COMMUNICABLE DISEASE CONTROL/PUBLIC HEALTH EMERGENCY PREPAREDNESS | | | 3 | 100% | 3 |
| NORTH BROWARD HOSPITAL DISTRICT HEALTHCARE FOR THE HOMELESS | | | 3 | 100% | 3 |
| Kroger 635 - The Little Clinic Dacula | | 3 | | | 3 |
| UNIVERSITY OF KANSAS MEDICAL CENTER | | | 3 | 100% | 3 |
| REGIONAL MEDICAL LAB | | | 3 | 100% | 3 |
| DOC PAM PA | | 2 | 1 | 33% | 3 |
| MASSASHUSETTS STATE LAB INSTITUTE | | 1 | 2 | 67% | 3 |
| GONZALEZ MD AND ASWAD MD HEALTH SERVICES | | | 3 | 100% | 3 |
| ROAN DRUG COMPANY LLC | | 3 | | | 3 |
| LOUISIANA DEPT. OF HEALTH AND HOSPITALS-INFECTIOUS DISEASE EPI SECTION | | | 3 | 100% | 3 |
| MEDEXPRESS URGENT CARE-PASADENA | | 3 | | | 3 |
| UNIVERSITY OF MICHIGAN | | 2 | 1 | 33% | 3 |

COVID-19: testing by laboratory

Data through Jan 31, 2021 verified as of Feb 1, 2021 at 09:25 AM

Data in this report are provisional and subject to change.

The numbers in the table below represent the number of Florida and non-Florida residents for whom test results were received by the Department of Health. A person can be tested by more than one laboratory and can have both positive and negative results. **Therefore, the sum of the numbers in each column will be larger than the total number of people tested.**

| Reporting lab | Inconclusive | Negative | Positive | Percent positive | Total |
|--|--------------|----------|----------|------------------|-------|
| BROOKDALE SENIOR LIVING | | | 3 | 100% | 3 |
| MEDEXPRESS URGENT CARE-SCOTT TOWNSHIP | | 3 | | | 3 |
| MEDFUSION | | 2 | 1 | 33% | 3 |
| THOMAS LANGLEY | | | 3 | 100% | 3 |
| SAVANNAH COVE | | 3 | | | 3 |
| ASPEN VALLEY HOSPITAL | | | 3 | 100% | 3 |
| TAYLOR MANOR | | 1 | 2 | 67% | 3 |
| MEDICAL CENTER OF THE ROCKIES | | | 3 | 100% | 3 |
| MINUTECLINIC DIAGNOSTIC OF TEXAS LLC | | 2 | 1 | 33% | 3 |
| SARASOTA PERSONAL MEDICINE | | 2 | 1 | 33% | 3 |
| MONROE COUNTY DEPT OF PUBLIC HEALTH ST | | 3 | | | 3 |
| CURATIVE | | 1 | 2 | 67% | 3 |
| HEART OF FLORIDA HEALTH CENTER INC | | | 3 | 100% | 3 |
| TIEHH BIOTERRORISM RESPONSE LAB | | | 3 | 100% | 3 |
| MINUTECLINIC, LLC #05814 | | 3 | | | 3 |
| CROSSVILLE MEDICAL GROUP | | 1 | 2 | 67% | 3 |
| CVS HEALTH MINUTE CLINIC | | | 3 | 100% | 3 |
| WAL-MART STORES EAST LP | | 2 | 1 | 33% | 3 |
| MINUTECLINIC, LLC #1431 | | 2 | 1 | 33% | 3 |
| GREENTREE MEDICAL CENTER | | | 3 | 100% | 3 |
| MANORCARE NURSING & REHABILITATION CENTER-NAPLES | | 3 | | | 3 |
| BAPTIST PRIMARY CARE, INC. | | 2 | 1 | 33% | 3 |
| HAVEN CUSTEAD CARE CENTER | | | 3 | 100% | 3 |
| HARBOUR'S EDGE | | 2 | 1 | 33% | 3 |
| EASTERN FLORIDA STATE COLLEGE - PALM BAY CAMPUS | | | 3 | 100% | 3 |
| MEDEXPRESS URGENT CARE - HOLLINS | | 3 | | | 3 |
| SSM HEALTH ST LOUIS MICROBIOLOGY LABORATORY | | 1 | 2 | 67% | 3 |
| NORTH DAKOTA DEPT OF HEALTH MICROBIOLOGY | | 1 | 2 | 67% | 3 |
| MEDEXPRESS URGENT CARE SHADYSIDE | | 3 | | | 3 |
| PREMIER FAMILY AND SPORTS MEDICINE | | 2 | 1 | 33% | 3 |
| MEADOWS AT CYPRESS GARDENS, THE | | 3 | | | 3 |
| Life Care Center of Citrus County | | 2 | 1 | 33% | 3 |
| HEALTHQUEST, INC | | 2 | 1 | 33% | 3 |
| MEDEXPRESS URGENT CARE - WICHITA, S SENECA ST | | 1 | 2 | 67% | 3 |
| MEDEXPRESS URGENT CARE, BELLE VERNON | | 3 | | | 3 |
| BNC Medical Investors, LLC Berrien Nursing & Rehabilitation Center | | 3 | | | 3 |
| STATCARE URGENT & WALK IN MEDICAL CARE | | 2 | 1 | 33% | 3 |
| CVS MINUTE CLINIC DIAGNOSTIC MED GRP OF CAL | | 3 | | | 3 |
| Lakeview Village | | 3 | | | 3 |
| SPRING LAKE REHABILITATION CENTER | | | 3 | 100% | 3 |
| OHIO CVS STORES | | 3 | | | 3 |
| VILLAGES HEALTH, THE | | 3 | | | 3 |
| EMORY BENNETT VETERANS NURSING HOME | | 3 | | | 3 |
| TMH FSU RAPID LABORATORY | | 2 | 1 | 33% | 3 |
| CULLMAN REGIONAL URGENT CARE | | 2 | 1 | 33% | 3 |
| NORTHCREST MEDICAL CENTER | | 1 | 2 | 67% | 3 |

COVID-19: testing by laboratory

Data through Jan 31, 2021 verified as of Feb 1, 2021 at 09:25 AM

Data in this report are provisional and subject to change.

The numbers in the table below represent the number of Florida and non-Florida residents for whom test results were received by the Department of Health. A person can be tested by more than one laboratory and can have both positive and negative results. **Therefore, the sum of the numbers in each column will be larger than the total number of people tested.**

| Reporting lab | Inconclusive | Negative | Positive | Percent positive | Total |
|--|--------------|----------|----------|------------------|-------|
| MINUTECLINIC DIAGNOSTIC OF OHIO #3407 | | 3 | | | 3 |
| DOCTORS HOSPITAL RENAISSANCE | | | 3 | 100% | 3 |
| NEWSTAR MEDICAL LABORATORIES | | 3 | | | 3 |
| LISTENING DOCTOR PLLC, THE | | | 3 | 100% | 3 |
| GARCIA MORALES NELSON | | | 3 | 100% | 3 |
| MEDEXPRESS URGENT CARE - WILKES BARRE | | 2 | 1 | 33% | 3 |
| MINUTECLINIC DIAGNOSTIC MED GRP OF SAN | | 3 | | | 3 |
| FRESENIUS MEDICAL CARE | | | 3 | 100% | 3 |
| MUNSON MEDICAL CENTER | | | 3 | 100% | 3 |
| STRINGFELLOW MEMORIAL HOSPITAL | | 3 | | | 3 |
| FHPG FAMILY MEDICAL CENTER OF TAMPA BAY | | 1 | 2 | 67% | 3 |
| DEACONESS HOSPITAL | | | 3 | 100% | 3 |
| ST LUKES HOSPITAL LABORATORY | | 2 | 1 | 33% | 3 |
| FLORIDA GASTROENTEROLOGY ASSOCIATES PA | | 3 | | | 3 |
| MINUTE CLINIC DIAGNOSTIC OF TN PC #64 | | 3 | | | 3 |
| COVENANT PEDIATRICS | | 1 | 2 | 67% | 3 |
| GYN PATH SERVICES | | | 3 | 100% | 3 |
| FAMILY MEDICAL CLINIC HOMESTEAD, LLC | | | 3 | 100% | 3 |
| FELICIDAD MEDICAL CENTER INC | | | 3 | 100% | 3 |
| BROOME COUNTY HEALTH DEPARTMENT | | 2 | 1 | 33% | 3 |
| NEOGENOMICS LABORATORIES, INC | | 3 | | | 3 |
| COVANCE CLS | | | 3 | 100% | 3 |
| ANN STORCK CENTER INC | | 3 | | | 3 |
| GOLDMAN SACHS HEALTH CENTER | | 2 | | | 2 |
| MARTHA A PRICE MD PA | | 1 | 1 | 50% | 2 |
| ANDERSON COUNTY HOSPITAL | | | 2 | 100% | 2 |
| ACN PHYSICIANS GROUP CORP | | | 2 | 100% | 2 |
| ST VINCENTS AMBULATORY CARE INC DBA | | | 2 | 100% | 2 |
| ADVANTA ANALYTICAL LABORATORIES | | | 2 | 100% | 2 |
| Good Samaritan Society-Blackduck | | 1 | 1 | 50% | 2 |
| BAYSIDE URGENT CARE CENTER INC | | | 2 | 100% | 2 |
| MASSACHUSETTS DEPARTMENT OF HEALTH | | | 2 | 100% | 2 |
| CVS AZ9290POCT PHOENIX | | 2 | | | 2 |
| ONE MEDICAL GROUP | | 1 | 1 | 50% | 2 |
| CVS IL7017POCT BLOOMINGTON | | 2 | | | 2 |
| MINUTECLINIC, LLC (CLINIC 10928) | | 2 | | | 2 |
| MINUTE CLINIC DIAGNOSTIC OF VIRGINIA, LLC #1905 | | 2 | | | 2 |
| MEDEXPRESS URGENT CARE - EAST BRUNSWICK | | 2 | | | 2 |
| MIDWAY PRIMARY CARE LLC | | 2 | | | 2 |
| ROCKEFELLER UNIVERSITY CLINICAL GENOMICS LABORATOR | | 2 | | | 2 |
| HOLY FAMILY MEDICAL CENTER | | 1 | 1 | 50% | 2 |
| VITAL CARE CLINIC, LLC | | | 2 | 100% | 2 |
| MINUTECLINIC DIAG OF IND, LLC #5369 | | 1 | 1 | 50% | 2 |
| MEDAILLE COLLEGE WELLNESS CENTER | | 2 | | | 2 |
| LEHIGH MEDICAL AND RESEARCH CENTER, INC | | | 2 | 100% | 2 |
| SOUTH DAKOTA DEPARTMENT OF HEALTH | | 2 | | | 2 |

COVID-19: testing by laboratory

Data through Jan 31, 2021 verified as of Feb 1, 2021 at 09:25 AM

Data in this report are provisional and subject to change.

The numbers in the table below represent the number of Florida and non-Florida residents for whom test results were received by the Department of Health. A person can be tested by more than one laboratory and can have both positive and negative results. **Therefore, the sum of the numbers in each column will be larger than the total number of people tested.**

| Reporting lab | Inconclusive | Negative | Positive | Percent positive | Total |
|--|--------------|----------|----------|------------------|-------|
| MINUTECLINIC DIAGNOSTIC PA #3344 | | 2 | | | 2 |
| MINUTECLINIC DIAG OF IND, LLC #8645 | | 2 | | | 2 |
| PruittHealth Lakehaven | | 2 | | | 2 |
| NEW BRIDGE MEDICAL CENTER | | 2 | | | 2 |
| MID-FLORIDA HEMATOLOGY AND ONCOLOGY CENTERS | | 2 | | | 2 |
| PINARD HOME HEALTH SERVICES INC | | | 2 | 100% | 2 |
| DASCENA LAB | | | 2 | 100% | 2 |
| ORLANDO LUTHERAN TOWERS | | 1 | 1 | 50% | 2 |
| SYNEOS HEALTH | | | 2 | 100% | 2 |
| GRAND VILLA OF LAKELAND | | 2 | | | 2 |
| NORTON IMMEDIATE CARE CENTER - PRESTON | | | 2 | 100% | 2 |
| ADVENTHEALTH MEDICAL GROUP INTERNAL MEDICINE AT | | | 2 | 100% | 2 |
| TAMPA INTERNATIONAL AIRPORT | | | 2 | 100% | 2 |
| MEDEXPRESS URGENT CARE-SELINGROVE | | 2 | | | 2 |
| Kroger 096 - The Little Clinic Orchard and Holly | | 2 | | | 2 |
| CREATIVE HEALTH CENTER | | | 2 | 100% | 2 |
| MINUTE CLINIC LLC #4017 | | 2 | | | 2 |
| PEACE RIVER MEDICAL CENTER | | 2 | | | 2 |
| WARE EXPRESS CARE | | | 2 | 100% | 2 |
| HOPE HEALTH CARE, LLC | | 2 | | | 2 |
| MEDEXPRESS URGENT CARE, LANCASTER WEST | | 1 | 1 | 50% | 2 |
| URGENT TEAM - NASHVILLE | | 2 | | | 2 |
| MANASOTA PEDIATRICS | | | 2 | 100% | 2 |
| JRS LABORATORY | | | 2 | 100% | 2 |
| CVS MO10151POCT SPRINGFIELD | | 1 | 1 | 50% | 2 |
| VIRGINIA DEPT OF HEALTH OFFICE OF EPIDEMIOLOGY | | | 2 | 100% | 2 |
| HARRINGTON PARK HEALTH AND REHAB | | 2 | | | 2 |
| Jackson Health Care Facility | | | 2 | 100% | 2 |
| UT AUSTIN UNIVERSITY HEALTH SERVICES | | | 2 | 100% | 2 |
| CVS MD1881POCT DUNKIRK | | 2 | | | 2 |
| WARD MEMORIAL HOSPITAL | | 2 | | | 2 |
| SOUTH LAKE FAMILY HEALTH CENTER | | | 2 | 100% | 2 |
| MARCO ISLAND MEDICAL CENTER | | | 2 | 100% | 2 |
| BOSTON PUBLIC HEALTH COMMISSION | | | 2 | 100% | 2 |
| Kroger 745 - The Little Clinic Somerset | | 2 | | | 2 |
| John Knox Manor Inc II | | 1 | 1 | 50% | 2 |
| COVID TESTING LLC | | | 2 | 100% | 2 |
| TMH EC NORTHEAST LABORATORY | | | 2 | 100% | 2 |
| LPG CONVENIENT CARE AT METRO | | 2 | | | 2 |
| FLORIDA DEPARTMENT OF HEALTH (FDOH) | | | 2 | 100% | 2 |
| EASTLAKE MEDICAL CENTER | | 2 | | | 2 |
| PRECISION DIAGNOSTIC INC | | 2 | | | 2 |
| ACCESS LABORATORIES LLC | | | 2 | 100% | 2 |
| WALGREENS #13605 | | 2 | | | 2 |
| DALLAS BAPTIST UNIVERSITY - HEALTH SERVICES | | | 2 | 100% | 2 |
| UMHC HOLLYWOOD LABORATORY | | | 2 | 100% | 2 |

COVID-19: testing by laboratory

Data through Jan 31, 2021 verified as of Feb 1, 2021 at 09:25 AM

Data in this report are provisional and subject to change.

The numbers in the table below represent the number of Florida and non-Florida residents for whom test results were received by the Department of Health. A person can be tested by more than one laboratory and can have both positive and negative results. **Therefore, the sum of the numbers in each column will be larger than the total number of people tested.**

| Reporting lab | Inconclusive | Negative | Positive | Percent positive | Total |
|---|--------------|----------|----------|------------------|-------|
| MEDEXPRESS URGENT CARE - SPRINGFIELD, COOLEY ST | | 2 | | | 2 |
| SUPERIOR RESIDENCES OF CLERMONT | | 2 | | | 2 |
| INTEGRITY CLINICAL RESEARCH CENTER INC | | 1 | 1 | 50% | 2 |
| MINUTECLINIC DIAGNOSTIC OF KENTUCKY | | 2 | | | 2 |
| ST. ELIZABETH HEALTHCARE | | | 2 | 100% | 2 |
| CVS NC6402POCT DAVIDSON | | 1 | 1 | 50% | 2 |
| HAWAII DEPARTMENT OF HEALTH | | | 2 | 100% | 2 |
| WHOLE CHILD PEDIATRICS | | | 2 | 100% | 2 |
| Kroger 853 - The Little Clinic East Broad Street | | 2 | | | 2 |
| HALIFAX HEALTH CARE FOR WOMEN | | 2 | | | 2 |
| CENTRAL FLORIDA FAMILY HEALTH CENTER | | 2 | | | 2 |
| ARC POINT LABS OF AUSTIN NORTH | | | 2 | 100% | 2 |
| MINUTE CLINIC LLC #10203 | | 2 | | | 2 |
| MINUTECLINIC DIAGNOSTIC OF OHIO #4401 | | 2 | | | 2 |
| PREMIER MEDICAL LABORATORY | | | 2 | 100% | 2 |
| STUDENT HEALTH SERVICES | | | 2 | 100% | 2 |
| WINKLER COURT | | 1 | 1 | 50% | 2 |
| PTC LABORATORIES | | | 2 | 100% | 2 |
| MINUTECLINIC MINUTECLINIC #4978 | | 1 | 1 | 50% | 2 |
| SHORE MEDICAL CENTER | | 2 | | | 2 |
| WE CARE HOME HEALTH SOLUTIONS LLC | | | 2 | 100% | 2 |
| SOUTH FLORIDA PEDIATRIC PARTNERS | | | 2 | 100% | 2 |
| MEDEXPRESS URGENT CARE - CEDAR KNOLLS | | 2 | | | 2 |
| MANATEE MEMORIAL HOSPITAL CLINICAL LABORATORY | | | 2 | 100% | 2 |
| PEACEHEALTH CENTRAL | | 2 | | | 2 |
| LEGACY ER & URGENT CARE - FRISCO WEST | | | 2 | 100% | 2 |
| THE FOUNTAIN AT BOCA CIEGA BAY | | 2 | | | 2 |
| ALL AMERICAN URGENT CARE | | | 2 | 100% | 2 |
| MEMORIAL HERMANN CONSOLIDATED LABORATORY SERVICES | | | 2 | 100% | 2 |
| CARE 365 | | | 2 | 100% | 2 |
| MINUTECLINIC DIAG OF IND, LLC #6472 | | 2 | | | 2 |
| INTERMOUNTAIN MEDICAL CENTER | | | 2 | 100% | 2 |
| VOLUNTEERS OF AMERICA OF FLORIDA | | | 2 | 100% | 2 |
| EXPRESS CARE WALK-IN CLINIC | | | 2 | 100% | 2 |
| MEMORIAL SLOAN KETTERING CANCER CENTER | | 1 | 1 | 50% | 2 |
| CARE NOW DENTON | | | 2 | 100% | 2 |
| FLORIDA DEPARTMENT OF HEALTH IN LEE COUNTY | | 1 | 1 | 50% | 2 |
| SCIENTIFIC LABORATORY COMPANY | | 2 | | | 2 |
| INDUSTRY LAB DIAGNOSTIC PARTNERS | | | 2 | 100% | 2 |
| Kroger 758 - The Little Clinic Providence | | 2 | | | 2 |
| SARASOTA IMMEDIATE CARE | | | 2 | 100% | 2 |
| DOCTOR 4 U CLINIC | | | 2 | 100% | 2 |
| Gracemore Nursing and Rehab | | 2 | | | 2 |
| CHNJ | | 2 | | | 2 |
| PHYSICIANS LABORATORY SERVICES | | | 2 | 100% | 2 |
| STOP URGENT CARE | | | 2 | 100% | 2 |

COVID-19: testing by laboratory

Data through Jan 31, 2021 verified as of Feb 1, 2021 at 09:25 AM

Data in this report are provisional and subject to change.

The numbers in the table below represent the number of Florida and non-Florida residents for whom test results were received by the Department of Health. A person can be tested by more than one laboratory and can have both positive and negative results. **Therefore, the sum of the numbers in each column will be larger than the total number of people tested.**

| Reporting lab | Inconclusive | Negative | Positive | Percent positive | Total |
|--|--------------|----------|----------|------------------|-------|
| NATIONAL JEWISH HEALTH | | | 2 | 100% | 2 |
| MID-FLORIDA PATHOLOGY LLC - MOBILE UNIT # 3 | | | 2 | 100% | 2 |
| PEDIATRIC HEALTH CARE | | 1 | 1 | 50% | 2 |
| SUNCOAST TECHNICAL COLLEGE SCHOOL OF HEALTH | | 2 | | | 2 |
| OAKBRIDGE TERRACE AT SAE | | | 2 | 100% | 2 |
| BELLIN HOSPITAL | | | 2 | 100% | 2 |
| FAMILY HEALTH CENTER AT PORT ST JOHN | | | 2 | 100% | 2 |
| NEMOURS CHILDREN'S PRIMARY CARE THE VILLAGES | | 2 | | | 2 |
| VELOCITY URGENT CARE | | | 2 | 100% | 2 |
| NDX-CORE LAB | | | 2 | 100% | 2 |
| Kings County Hospital Center | | | 2 | 100% | 2 |
| CVS HEALTH, #2043 | | 2 | | | 2 |
| SOUTH MIAMI HOSPITAL | | | 2 | 100% | 2 |
| MANSFIELD MEDICAL LODGE | | | 2 | 100% | 2 |
| PEDIATRICS IN NORTH FLORIDA PA | | | 2 | 100% | 2 |
| JOHNNIE RUTH CLARKE LAB | | | 2 | 100% | 2 |
| AKRON GENERAL MEDICAL CENTER MAIN | | 2 | | | 2 |
| CENTURY LINK SPORTS COMPLEX | | | 2 | 100% | 2 |
| EAST NAPLES PEDIATRICS | | | 2 | 100% | 2 |
| 87TH MEDICAL GROUP - MCGUIRE AMBULATORY CARE FACILITY | | 2 | | | 2 |
| INTERNAL MEDICINE & PEDIATRICS WELLNESS CENTER | | | 2 | 100% | 2 |
| CVS IL3163POCT OAK PARK | | 2 | | | 2 |
| NEW GEN LABS | | | 2 | 100% | 2 |
| PHYSICIANS MEDICAL CENTER | | 2 | | | 2 |
| Manor Care-Kingston Court of York PA, LLC | | 2 | | | 2 |
| ADVENT HEALTH MEDICAL GROUP FAMILY AND INTERNAL MEDICINE AT AVALON PAR | | 1 | 1 | 50% | 2 |
| ManorCare Rehabilitation Center- Decatur | | 2 | | | 2 |
| FASTCARE LLC | | | 2 | 100% | 2 |
| SPRING HILL REGIONAL HOSPITAL | | | 2 | 100% | 2 |
| GOLDSTEIN | | | 2 | 100% | 2 |
| WOMENS CARE FLORIDA LLC-LABORATORY | | 2 | | | 2 |
| ASHLEY PEDIATRICS | | | 2 | 100% | 2 |
| MOUNT SINAI AVENTURA DIAGNOSTIC CENTER | | | 2 | 100% | 2 |
| FEDERAL CORRECTIONAL INSTITUTION MARIANNA | | | 2 | 100% | 2 |
| AFC PHYSICIANS OF FLORIDA, PA | | | 2 | 100% | 2 |
| MEDEXPRESS URGENT CARE - SOUTH CHARLESTON | | 2 | | | 2 |
| SWEDISH COVENANT HOSPITAL | | | 2 | 100% | 2 |
| FLORIDA MEDICAL CLINIC -INTERNAL MED DADE CITY | | | 2 | 100% | 2 |
| MEDEXPRESS URGENT CARE- COLUMBIA HEIGH | | 2 | | | 2 |
| CVS NJ837POCT MARLTON | | 2 | | | 2 |
| BIOHEALTH MEDICAL LAB INC | | | 2 | 100% | 2 |
| SAFE PMC | | 2 | | | 2 |
| CVS NC7588POCT ASHEVILLE | | 2 | | | 2 |
| MINUTECLINIC #8760 | | 2 | | | 2 |
| BAPTIST HEALTH LEXINGTON | | | 2 | 100% | 2 |
| BLACKWATER RIVER | | | 2 | 100% | 2 |

COVID-19: testing by laboratory

Data through Jan 31, 2021 verified as of Feb 1, 2021 at 09:25 AM

Data in this report are provisional and subject to change.

The numbers in the table below represent the number of Florida and non-Florida residents for whom test results were received by the Department of Health. A person can be tested by more than one laboratory and can have both positive and negative results. **Therefore, the sum of the numbers in each column will be larger than the total number of people tested.**

| Reporting lab | Inconclusive | Negative | Positive | Percent positive | Total |
|---|--------------|----------|----------|------------------|-------|
| COMPLETE HEALTH MEDICAL CENTER | | | 2 | 100% | 2 |
| THE CLUB AT BOYNTON BEACH, LLC | | | 2 | 100% | 2 |
| GERM BUSTERS 911 LLC | | | 2 | 100% | 2 |
| NORTHWELL HEALTH | | | 2 | 100% | 2 |
| OURMED | | 2 | | | 2 |
| RENFREW CENTERS INC | | 2 | | | 2 |
| RIVER CITY MEDICAL ASSOCIATES, INC | | | 2 | 100% | 2 |
| MINUTECLINIC DIAG OF IND, LLC #6908 | | 2 | | | 2 |
| MINUTECLINIC DIAGNOSTIC OF OHIO #6192 | | 2 | | | 2 |
| STEWART ST ELIZABETH MEDICAL CENTER | | | 2 | 100% | 2 |
| NAPHCARE INC | | 2 | | | 2 |
| U OF MIAMI MILLER SCHOOL OF MEDICINE | | | 2 | 100% | 2 |
| PEDIATRIC SERVICES AND BREATHING CENTER PA | | | 2 | 100% | 2 |
| FLORIDA PRIMARY CARE AND SPORTS MEDICINE INC | | | 2 | 100% | 2 |
| APPLECARE VALDOSTA | | | 2 | 100% | 2 |
| NLC LABS | | | 2 | 100% | 2 |
| CVS NJ862POCT MARLBORO | | 2 | | | 2 |
| TGH Brandon Healthplex Laboratory | | | 2 | 100% | 2 |
| HUMILITY OF MARY HEALTH PARTNERS | | | 2 | 100% | 2 |
| DALLAS MEDICAL CENTER | | | 2 | 100% | 2 |
| CALIFORNIA DIVISION OF COMMUNICABLE DISEASE CONTROL | | | 2 | 100% | 2 |
| JEFFERSON WASHINGTON TOWNSHIP HOSPITAL | | 2 | | | 2 |
| CHAPPEL GROUP RESEARCH, THE | | 2 | | | 2 |
| ST. JOSEPH REGIONAL MEDICAL CENTER | | | 2 | 100% | 2 |
| Workmens Circle Multicare Center | | 2 | | | 2 |
| CVS PA5241POCT CHALFONT | | 2 | | | 2 |
| MINUTE CLINIC DIAGNOSTIC OF VIRGINIA, LLC #7543 | | 2 | | | 2 |
| Walgreens #10207 | | 2 | | | 2 |
| GINKGO-IXLAYER | | 2 | | | 2 |
| MEDEXPRESS URGENT CARE - LINCOLN VILLA | | 2 | | | 2 |
| CARENOW LENEXA | | | 2 | 100% | 2 |
| PENSACOLA MEDICAL CLINIC LLC | | | 2 | 100% | 2 |
| BLUETAIL MEDICAL GROUP, LLC | | 1 | 1 | 50% | 2 |
| PLASMA MED RESEARCH DBA | | 2 | | | 2 |
| MEDICAL CITY DALLAS HOSPITAL | | | 2 | 100% | 2 |
| TRUE HEALTH INC | | | 2 | 100% | 2 |
| ACKERMAN CANCER CENTER | | 2 | | | 2 |
| KIVA AT MOUNT DORA | | | 2 | 100% | 2 |
| ADVANCED MEDICAL OF FLORIDA | | | 2 | 100% | 2 |
| MAWD PATHOLOGY GROUP | | | 2 | 100% | 2 |
| KEY WEST HMA PHYSICIAN MANAGEMENT, LLC | | | 2 | 100% | 2 |
| COL CROSSROAD | | 1 | 1 | 50% | 2 |
| CORNERSTONE MEDICAL CARE OF BRANDON | | 2 | | | 2 |
| Kroger 020 - The Little Clinic Wheat Ridge | | 2 | | | 2 |
| CEDARS-SINAI MEDICAL CENTER | | | 2 | 100% | 2 |
| BAYMEADOWS PRIMARY CARE | | 2 | | | 2 |

COVID-19: testing by laboratory

Data through Jan 31, 2021 verified as of Feb 1, 2021 at 09:25 AM

Data in this report are provisional and subject to change.

The numbers in the table below represent the number of Florida and non-Florida residents for whom test results were received by the Department of Health. A person can be tested by more than one laboratory and can have both positive and negative results. **Therefore, the sum of the numbers in each column will be larger than the total number of people tested.**

| Reporting lab | Inconclusive | Negative | Positive | Percent positive | Total |
|--|--------------|----------|----------|------------------|-------|
| TWELVE OAKS RECOVERY CENTER | | | 2 | 100% | 2 |
| VA CBOC | | | 2 | 100% | 2 |
| MEDEXPRESS URGENT CARE FOX CHAPEL | | 2 | | | 2 |
| WALKONCLINIC | | | 2 | 100% | 2 |
| OPP HEALTH AND REHABILITATION | | 2 | | | 2 |
| JACKSON LABORATORY OF GENOMIC MEDICINE | | 2 | | | 2 |
| SHELL POINT HOME HEALTH | | | 2 | 100% | 2 |
| ROCKWALL URGENT CARE | | | 2 | 100% | 2 |
| SANTA ROSA COUNTY HEALTH DEPARTMENT | | | 2 | 100% | 2 |
| VA OUTPATIENT PHARMACY | | | 2 | 100% | 2 |
| MEDEXPRESS URGENT CARE - SPRINGDALE, S 40TH STREET | | 2 | | | 2 |
| NEW YORK PSYCHIATRIC INSTITUTE | | 2 | | | 2 |
| ADVENTHEALTH EAST ORLANDO EMPLOYEE CLINIC | | 2 | | | 2 |
| CLINICAL PATHOLOGY LABORATORIES | | | 2 | 100% | 2 |
| SUMMIT URGENT CARE PS | | | 2 | 100% | 2 |
| PALM BEACH DIABETES & ENDOCRINE SPECIALISTS PA | | | 2 | 100% | 2 |
| MEDSTAR HARBOR HOSPITAL | | | 2 | 100% | 2 |
| WINCHESTER MEDICAL CENTER | | | 2 | 100% | 2 |
| SIGNATURE HEALTHCARE OF MIDDLEBURG | | 2 | | | 2 |
| MEDEXPRESS URGENT CARE-SALINA, S 9TH ST | | 2 | | | 2 |
| DEPT OF HEALTH | | | 2 | 100% | 2 |
| ALVERNO CLINICAL LABORATORIES | | | 2 | 100% | 2 |
| RCA LABORATORY SERVICES LLC | | | 2 | 100% | 2 |
| EMERALD TRACE | | 2 | | | 2 |
| UWMC MONTLAKE DEPT OF LAB MED | | | 2 | 100% | 2 |
| SPECTRA LABS | | 1 | 1 | 50% | 2 |
| INTERNAL MEDICINE ASSOCIATES-DUNELLON | | | 2 | 100% | 2 |
| TENNESSEE VALLEY HCS | | | 2 | 100% | 2 |
| MARCO ISLAND HOSPITAL INC D/B/A | | 1 | 1 | 50% | 2 |
| AZALEA HEALTH AND REHABILITATION | | 2 | | | 2 |
| FIRST PREVENTION AND DIALYSIS CENTER LLC | | | 2 | 100% | 2 |
| GULF COAST MEDICAL CENTER RESPIRATORY CARE | | | 2 | 100% | 2 |
| MINUTECLINIC #2797 | | 2 | | | 2 |
| MEASE COUNTRYSIDE HOSPITAL CARDIAC REH | | | 2 | 100% | 2 |
| SOUTHERN SURGICAL ARTS | | 2 | | | 2 |
| NEMOURS CHILDREN'S URGEN CARE | | | 2 | 100% | 2 |
| HEALTH & REHAB CTR AT DOLPHINS VIEW, THE | | | 2 | 100% | 2 |
| SINAI PLAZA NURSING AND REHAB CENTER | | | 2 | 100% | 2 |
| UNIVERISTY OF MEMPHIS ATHLETIC TRAINI | | 2 | | | 2 |
| MEDEXPRESS URGENT CARE-BLOOMFIELD AVEN | | 2 | | | 2 |
| MADISON HOSPITAL LABORATORY | | | 2 | 100% | 2 |
| REGIONAL MEDICAL CENTER BAYONET POINT | | | 2 | 100% | 2 |
| BENEVA LAKES ASSISTED LIVING CENTER | | | 2 | 100% | 2 |
| SPECIALTY LABORATORIES | | | 2 | 100% | 2 |
| ACCESS CARE MEDICAL GROUP LLC | | 2 | | | 2 |
| HANOVER ENDOSCOPY CENTER | | 2 | | | 2 |

COVID-19: testing by laboratory

Data through Jan 31, 2021 verified as of Feb 1, 2021 at 09:25 AM

Data in this report are provisional and subject to change.

The numbers in the table below represent the number of Florida and non-Florida residents for whom test results were received by the Department of Health. A person can be tested by more than one laboratory and can have both positive and negative results. **Therefore, the sum of the numbers in each column will be larger than the total number of people tested.**

| Reporting lab | Inconclusive | Negative | Positive | Percent positive | Total |
|--|--------------|----------|----------|------------------|-------|
| MID - FLORIDA PATHOLOGY LLC | | 1 | 1 | 50% | 2 |
| THE HOSPITAL OF PROVIDENCE EMERGENCY ROOM | | | 2 | 100% | 2 |
| ORLANDO ORTHOPAEDIC OUTPATIENT SURGERY CENTER LLC | | | 2 | 100% | 2 |
| CVS TX8387POCT AUSTIN | | 2 | | | 2 |
| First Care Living Center/Essentia Health | | | 2 | 100% | 2 |
| CIGNA GATEWAY | | | 2 | 100% | 2 |
| DOCTOR'S IN-HOUSE LAB/COMMUNITY HEALTH CENTERS OF PINELLAS - JOHNNIE R | | | 2 | 100% | 2 |
| ORLANDO FAMILY PHYSICIANS INC | | | 2 | 100% | 2 |
| Stillwater Healthcare | | 2 | | | 2 |
| MISSION HOSPITAL REGIONAL MEDICAL CENTER | | | 2 | 100% | 2 |
| CROSSROADS URGENT CARE DBA URGENT TEA | | 2 | | | 2 |
| UK HEALTHCARE | | | 2 | 100% | 2 |
| CVS HEALTH, #1994 | | 1 | 1 | 50% | 2 |
| CITRUS PARK | | | 2 | 100% | 2 |
| ONTARIO COUNTY PUBLIC HEALTH | | 2 | | | 2 |
| Robert Cranfield | | | 2 | 100% | 2 |
| HOLY TRINITY PHARMACY LLC | | 2 | | | 2 |
| CVS PA7132POCT THORNDALE | | 2 | | | 2 |
| LIFESPRING COMMUNITY HEALTH | | 2 | | | 2 |
| ARLINGTON DIALYSIS CENTER LLC | | 2 | | | 2 |
| AMEDISYS HOME HEALTH OF GREENVILLE | | | 2 | 100% | 2 |
| SERENADES BY SONATA | | 1 | 1 | 50% | 2 |
| MEDEXPRESS URGENT CARE NORWIN | | 2 | | | 2 |
| WISE HEALTH SYSTEM | | 1 | 1 | 50% | 2 |
| BRENTWOOD AT FORE RANCH | | | 2 | 100% | 2 |
| Kroger 426 - The Little Clinic Suwanee | | 2 | | | 2 |
| MIDLAND MEMORIAL HOSPITAL | | | 2 | 100% | 2 |
| Hartwell Health and Rehabilitation | | 2 | | | 2 |
| Walgreens #12427 | | 1 | 1 | 50% | 2 |
| LABRADOR PRIMARY CARE CENTER | | | 2 | 100% | 2 |
| PICHARDO CLINIC, THE | | | 2 | 100% | 2 |
| GRAND VILLA OF SARASOTA | | 1 | 1 | 50% | 2 |
| Manorcare Health Services West Reading North | | 2 | | | 2 |
| HAMILTON COUNTY HEALTH DEPARTMENT | | 2 | | | 2 |
| LEE PHYSICIAN GROUP | | 1 | 1 | 50% | 2 |
| MENORAH MANOR | | | 2 | 100% | 2 |
| MINUTECLINIC, LLC #09202 | | 1 | 1 | 50% | 2 |
| MIDWAY SPECIALTY CARE RX LLC | | | 2 | 100% | 2 |
| FLORIDA MEDICAL CLINIC RADIOLOGY DALE MABRY | | 2 | | | 2 |
| NONA PEDIATRIC CENTER | | | 2 | 100% | 2 |
| ATHENA CARE RESOURCES LLC | | 2 | | | 2 |
| ST LUKES HOSPITAL | | | 2 | 100% | 2 |
| INA | | 1 | 1 | 50% | 2 |
| SOUTHSIDE FAMILY MEDICAL | | 2 | | | 2 |
| NEMOURS CHILDRENS PRIMARY CARE | | | 2 | 100% | 2 |
| LEESBURG REGIONAL MEDICAL CENTER URGENT CARE | | | 2 | 100% | 2 |

COVID-19: testing by laboratory

Data through Jan 31, 2021 verified as of Feb 1, 2021 at 09:25 AM

Data in this report are provisional and subject to change.

The numbers in the table below represent the number of Florida and non-Florida residents for whom test results were received by the Department of Health. A person can be tested by more than one laboratory and can have both positive and negative results. **Therefore, the sum of the numbers in each column will be larger than the total number of people tested.**

| Reporting lab | Inconclusive | Negative | Positive | Percent positive | Total |
|---|--------------|----------|----------|------------------|-------|
| NORTH DAKOTA VETERANS HOME | | 2 | | | 2 |
| MINUTECLINIC DIAGNOSTIC OF OHIO #2964 | | 2 | | | 2 |
| BRIGHAM AND WOMEN'S HOSPITAL | | | 2 | 100% | 2 |
| MOBILE COUNTY HEALTH DEPARTMENT | | 1 | 1 | 50% | 2 |
| INSPIRE HEALTHCARE CENTER | | | 2 | 100% | 2 |
| WASHINGTON STATE DEPARTMENT OF HEALTH PUBLIC HEALTH LABORATORIES | | | 2 | 100% | 2 |
| MEDEXPRESS URGENT CARE - WEXFORD | | 2 | | | 2 |
| DMC UNIVERSITY LABORATORIES | | 1 | 1 | 50% | 2 |
| NEMOURS CHILDREN'S URGENT | | | 2 | 100% | 2 |
| NYUMC CLINICAL LABORATORIES | | | 2 | 100% | 2 |
| MEDEXPRESS URGENT CARE- ALLISON PARK | | 1 | 1 | 50% | 2 |
| ROPER HOSPITAL | | | 2 | 100% | 2 |
| US LABS | | 2 | | | 2 |
| MEDLOGIC, LLC | | 2 | | | 2 |
| NEW YORK STATE DEPARTMENT OF HEALTH | | 1 | 1 | 50% | 2 |
| QUEST DIAGNOSTICS CLINICAL LABORATORIES INC | | 2 | | | 2 |
| COOPER CLINIC | | | 2 | 100% | 2 |
| TRICORE REFERENCE LABORATORY | | 1 | 1 | 50% | 2 |
| ADVANCED MEDICAL CARE | | | 2 | 100% | 2 |
| GULF COAST REGIONAL MEDICAL CARE | | 2 | | | 2 |
| MARTIN MEDICAL CENTER INC | | 1 | 1 | 50% | 2 |
| HEALTH FIRST MEDICAL GROUP | | | 2 | 100% | 2 |
| MINUTE CLINIC LLC #6765 | | 2 | | | 2 |
| HARBORCHASE OF GAINESVILLE | | | 2 | 100% | 2 |
| CVS IN3975POCT JEFFERSONVILLE | | 1 | 1 | 50% | 2 |
| BRANDYWYNE HEALTH CARE CENTER | | | 2 | 100% | 2 |
| PM PEDIATRICS OF SELDEN, PLLC | | 2 | | | 2 |
| GULF COAST IMMEDIATE CARE CENTER | | 1 | 1 | 50% | 2 |
| PEPIN ACADEMIES-PASCO | | 2 | | | 2 |
| MINUTECLINIC MINUTECLINIC #921 | | 2 | | | 2 |
| ARTHREX MEDICAL CENTER EAST | | | 2 | 100% | 2 |
| Warren Center for Rehabilitation and Nursing | | 2 | | | 2 |
| GEISINGER MEDICAL CENTER | | 2 | | | 2 |
| METHODIST MANSFIELD MEDICAL CENTER | | | 2 | 100% | 2 |
| Metro West Nursing and Rehab | | | 2 | 100% | 2 |
| ALASKA PUBLIC HEALTH LAB | | 1 | 1 | 50% | 2 |
| MEMORIAL HOSPITAL OF SOUTH BEND | | | 2 | 100% | 2 |
| IMMERSION RESIDENTIAL LLC | | | 2 | 100% | 2 |
| DEPARTMENT OF HEALTH AND HUMAN SERVICES DIVISION OF BEHAVIORAL HEALTH | | 1 | 1 | 50% | 2 |
| MARQUESA MEDICAL | | 2 | | | 2 |
| KINGS BAY PEDIATRICS LLC | | | 2 | 100% | 2 |
| STANFORD HEALTH CARE ANATOMIC PATHOLOGY & CLINICAL LAB | | | 2 | 100% | 2 |
| ALL PEDIATRIC CARE PA | | | 2 | 100% | 2 |
| AMERICAN MEDICAL LABORATORIES | | | 2 | 100% | 2 |
| LOWELL GENERAL HOSPITAL | | | 2 | 100% | 2 |
| THE RIM URGENT CARE | | | 2 | 100% | 2 |

COVID-19: testing by laboratory

Data through Jan 31, 2021 verified as of Feb 1, 2021 at 09:25 AM

Data in this report are provisional and subject to change.

The numbers in the table below represent the number of Florida and non-Florida residents for whom test results were received by the Department of Health. A person can be tested by more than one laboratory and can have both positive and negative results. **Therefore, the sum of the numbers in each column will be larger than the total number of people tested.**

| Reporting lab | Inconclusive | Negative | Positive | Percent positive | Total |
|--|--------------|----------|----------|------------------|-------|
| CHESTERFIELD HEALTHCARE GROUP, INC | | 2 | | | 2 |
| IN AND OUT URGENT CARE | | | 2 | 100% | 2 |
| BOND COMMUNITY HEALTH CENTER | | | 2 | 100% | 2 |
| CVS NY491POCT JACKSON HEIGHTS | | 2 | | | 2 |
| CLEARWATER PAIN MANAGEMENT ASSOCIATES | | | 2 | 100% | 2 |
| CRUC CMCH-COVID-19 | | 2 | | | 2 |
| LIFETIME FAMILY URGENT CARE | | | 2 | 100% | 2 |
| ILLINOIS DEPT OF PUBLIC HEALTH LABS | | | 2 | 100% | 2 |
| CVS TN7698POCT KNOXVILLE | | 2 | | | 2 |
| YOUTH AND YOU, INC | | 2 | | | 2 |
| FLORIDA DEPARTMENT OF HEALTH IN ALACHUA COUNTY - | | | 2 | 100% | 2 |
| MINUTECLINIC, DIAGNOSTIC OF TEXAS, LLC | | 2 | | | 2 |
| ADVENTHEALTH IMAGING PARTIN SETTLEMENT | | | 2 | 100% | 2 |
| COASTAL MEDICAL LAB | | | 2 | 100% | 2 |
| BROOKDALE LAKE MARY | | | 2 | 100% | 2 |
| BAPTIST HOSPITAL OF MIAMI MCI BROWARD LABORATORY | | | 2 | 100% | 2 |
| ADVICE FOR OPTIMAL WELLNESS | | | 2 | 100% | 2 |
| UNIVERSITY OF MISSOURI HEALTH CARE | | | 2 | 100% | 2 |
| GOUVERNEUR HOSPITAL LABORATORY | | 2 | | | 2 |
| CVS MINUTE CLINIC DIAGNOSTIC OF TN #3293 | | 2 | | | 2 |
| Avanti Wellness and Rehab | | | 2 | 100% | 2 |
| Church Creek SNF | | | 2 | 100% | 2 |
| Delaware Court Healthcare Center | | 2 | | | 2 |
| NAVAL BRANCH MEDICAL CLINIC | | | 2 | 100% | 2 |
| MINUTECLINIC DIAG OF IND, LLC #6648 | | 1 | 1 | 50% | 2 |
| CERTIVIA LABORATORIES | | | 2 | 100% | 2 |
| LACORP | | 1 | 1 | 50% | 2 |
| BROOKDALE ALTAMONTE SPRINGS | | | 2 | 100% | 2 |
| Alden Terrace of McHenry | | | 2 | 100% | 2 |
| FLAGLER PROFESSIONAL HEALTH CAE SERVICES INC | | 2 | | | 2 |
| FIRST CHOICE MEDICAL PC | | | 2 | 100% | 2 |
| INSPIRIT SENIOR LIVING | | | 2 | 100% | 2 |
| UNIVERSITY HOSPITAL OF BROOKLYN | | 2 | | | 2 |
| UNIVERSITY OF MARYLAND MEDICAL CENTER | | | 2 | 100% | 2 |
| MEDEXPRESS URGENT CARE - OMAHA N 72 ST | | 2 | | | 2 |
| DOCTORS CARE OF PALM COAST | | | 2 | 100% | 2 |
| HENDRY/GLADES COUNTY HEALTH DEPARTMENT | | 2 | | | 2 |
| BAYFRONT FAMILY HEALTH CENTER | | | 2 | 100% | 2 |
| SUNNYSIDE MANOR | | 2 | | | 2 |
| VALLEY MEDICAL LABORATORY | | | 2 | 100% | 2 |
| Parkridge Specialty Care | | 2 | | | 2 |
| JOHNSON CITY MEDICAL CENTER | | 1 | 1 | 50% | 2 |
| SPECTRUM HEALTH | | | 2 | 100% | 2 |
| SPRINGFIELD HOSPITAL LABORATORY | | | 2 | 100% | 2 |
| MEDEXPRESS URGENT CARE - LEDGEWOOD | | 2 | | | 2 |
| Lenox on the Lake | | | 2 | 100% | 2 |

COVID-19: testing by laboratory

Data through Jan 31, 2021 verified as of Feb 1, 2021 at 09:25 AM

Data in this report are provisional and subject to change.

The numbers in the table below represent the number of Florida and non-Florida residents for whom test results were received by the Department of Health. A person can be tested by more than one laboratory and can have both positive and negative results. **Therefore, the sum of the numbers in each column will be larger than the total number of people tested.**

| Reporting lab | Inconclusive | Negative | Positive | Percent positive | Total |
|---|--------------|----------|----------|------------------|-------|
| VANAYER HEALTHCARE AND REHAB CENTER | | 2 | | | 2 |
| BAYLOR SCOTT & WHITE COMPREHENSIVE WOUND | | | 2 | 100% | 2 |
| JUPITER INTERNAL MEDICINE AND ASSOCIATES | | | 2 | 100% | 2 |
| VALLEY BAPTIST MEDICAL CENTER: BROWNSVILLE | | | 2 | 100% | 2 |
| Kroger 448 - The Little Clinic Mason | | 2 | | | 2 |
| FKC AMELIA ISLAND DIALYSIS | | | 2 | 100% | 2 |
| ASCENSION ST MICHAEL'S HOSPITAL LAB | | 1 | 1 | 50% | 2 |
| BIOMAT USA | | | 2 | 100% | 2 |
| CVS NY549POCT RIDGEWOOD | | 1 | 1 | 50% | 2 |
| Kroger 619 - The Little Clinic Hendersonville Indian Lake | | 2 | | | 2 |
| MINUTECLINIC DIAG OF IND LLC #1138 | | 1 | 1 | 50% | 2 |
| COOK HOSPITAL AND CARE CENTER | | 1 | 1 | 50% | 2 |
| CARESPOT URGENT CARE | | 1 | 1 | 50% | 2 |
| Kroger 412 - The Little Clinic Oxford | | 2 | | | 2 |
| LAKEVIEW HEALTHCARE SYSTEM LLC | | | 2 | 100% | 2 |
| POMONA VALLEY COMMUNITY HOSPITAL | | | 2 | 100% | 2 |
| MINUTECLINIC DIAGNOSTIC OF KANSAS PA | | 2 | | | 2 |
| Luther Acres Manor | | 2 | | | 2 |
| BEECHTREE MOLECULAR LAB LLC | | | 2 | 100% | 2 |
| MEDEXPRESS URGENT CARE - LINCOLN N 26T | | 2 | | | 2 |
| CVS TX5877POCT PEARLAND | | 2 | | | 2 |
| SUNSHINE PHARMACY | | 2 | | | 2 |
| BAYCARE OUTREACH LAB | | | 2 | 100% | 2 |
| GILCHRIST COUNTY FIRE DEPARTMENT | | | 2 | 100% | 2 |
| Elba Nursing and Rehabilitation Center, LLC | | 2 | | | 2 |
| ADVENTHEALTH MEDICAL GROUP FAMILY MEDICINE AT RDV | | 2 | | | 2 |
| BRITO MEDICAL CENTER | | | 2 | 100% | 2 |
| Kroger 627 - The Little Clinic Castleberry | | 1 | 1 | 50% | 2 |
| CLINICAL ASSOCIATES OF ORLANDO LLC | | 2 | | | 2 |
| EXCEPTIONAL EMERGENCY CENTER - AMARILLO | | | 2 | 100% | 2 |
| Solaris Healthcare Pensacola | | | 2 | 100% | 2 |
| VILLA HEALTH NH LLC | | | 2 | 100% | 2 |
| CVS PA2688POCT COLLEGEVILLE | | 2 | | | 2 |
| LAB CORP OF AMER SAN DIEGO | | | 2 | 100% | 2 |
| BFT LAB | | | 2 | 100% | 2 |
| PALM CITY NURSING AND REHAB CENTER | | | 2 | 100% | 2 |
| GRACE HEALTHCARE OF LAKE WALES | | 1 | 1 | 50% | 2 |
| DRR JMC URGENT CARE DONALD ROSS | | | 2 | 100% | 2 |
| WELL HEALTH LABS | | | 2 | 100% | 2 |
| COMMUNITY HEALTH CENTERS INC | | | 2 | 100% | 2 |
| FLORIDA SCHOOL FOR THE DEAF & BLIND | | | 2 | 100% | 2 |
| AHC of Mckenzie | | 2 | | | 2 |
| Timber Ridge Health Care Center | | | 2 | 100% | 2 |
| HCR MANOR CARE SERVICES OF FLORIDA III INC | | 2 | | | 2 |
| STARMED FAMILY & URGENT CARE | | | 2 | 100% | 2 |
| CVS MINUTE CLINIC DIAGNOSTIC MED GRP | | 2 | | | 2 |

COVID-19: testing by laboratory

Data through Jan 31, 2021 verified as of Feb 1, 2021 at 09:25 AM

Data in this report are provisional and subject to change.

The numbers in the table below represent the number of Florida and non-Florida residents for whom test results were received by the Department of Health. A person can be tested by more than one laboratory and can have both positive and negative results. **Therefore, the sum of the numbers in each column will be larger than the total number of people tested.**

| Reporting lab | Inconclusive | Negative | Positive | Percent positive | Total |
|--|--------------|----------|----------|------------------|-------|
| WALGREENS #05477 | | 2 | | | 2 |
| CVS IN7653POCT EVANSVILLE | | 1 | 1 | 50% | 2 |
| INFINITI LABS INC | | | 2 | 100% | 2 |
| STPET | | 1 | 1 | 50% | 2 |
| JOHN D. ARCHBOLD MEM. HOSPITAL | | | 2 | 100% | 2 |
| PALM BAY COMMUNITY OUTPATIENT CLINIC | | 2 | | | 2 |
| UTMB PATHOLOGY CLINICAL SERVICES LABORATORY | | | 2 | 100% | 2 |
| AMERICAN HEALTH ASSOC. LABORATORY SOUTH | | | 2 | 100% | 2 |
| CLINICA HISPANIA | | | 2 | 100% | 2 |
| CATHOLIC HEALTH LABORATORY SERVICES | | 2 | | | 2 |
| CVS MINUTE CLINIC DIAGNOSTIC OF KANSAS, PA | | 2 | | | 2 |
| ASSOCIATES IN UROGYNECOLOGY MD LLC | | 2 | | | 2 |
| CONEMAUGH MEMORIAL MEDICAL CENTER | | 2 | | | 2 |
| MINUTECLINIC DIAGNOSTICS OF IND LLC | | 1 | 1 | 50% | 2 |
| Cedar Valley Nursing & Rehab Center | | 2 | | | 2 |
| DALLAS VA MEDICAL CENTER - VA NORTH TEXAS HEALTH CARE SYSTEM | | | 2 | 100% | 2 |
| Bedford Care Center of Hattiesburg | | 2 | | | 2 |
| MEDEXPRESS URGENT CARE, HERMITAGE | | 1 | 1 | 50% | 2 |
| Lake Charles Healthcare LLC dba Landmark Lake Charles | | | 2 | 100% | 2 |
| SOUTH BEND MEDICAL FOUNDATION | | | 2 | 100% | 2 |
| Kroger 739 - The Little Clinic La Grange Road | | 2 | | | 2 |
| MINUTECLINIC 7196 | | 2 | | | 2 |
| RIVERSIDE METHODIST HOSPITAL LAB | | | 2 | 100% | 2 |
| MEDEXPRESS - WILMINGTON KIRKWOOD HIGHWAY | | 2 | | | 2 |
| Huntington Health Care and Rehabilitation Center | | 2 | | | 2 |
| RIGHT AT HOME | | | 2 | 100% | 2 |
| BAYLOR COLLEGE OF MEDICINE | | | 2 | 100% | 2 |
| CVS TX10140POCT THE WOODLANDS | | 2 | | | 2 |
| FLORIDA PRIMARY CARE CENTER PA | | 2 | | | 2 |
| COMMUNITY PHYSICIANS OF NORTH PORT PA | | | 2 | 100% | 2 |
| HIGHLANDS COUNTY FIRE RESCUE | | 2 | | | 2 |
| SUNBRIDGE CARE & REHAB FOR DECATUR | | 2 | | | 2 |
| NATIONWIDE LABORATORY SERVICES | | 1 | 1 | 50% | 2 |
| CABELL HUNTINGTON HOSPITAL CLINICAL LAB | | | 2 | 100% | 2 |
| Macon Valley Nursing and Rehabilitation Center | | 2 | | | 2 |
| UW HOSPITAL AND CLINICS | | 1 | 1 | 50% | 2 |
| MIDDLEBURG PEDIATRICS | | | 2 | 100% | 2 |
| MONICE DR. | | | 2 | 100% | 2 |
| MINUTECLINIC DIAGNOSTIC PA #7110 | | 2 | | | 2 |
| Great Lakes Health Center | | | 2 | 100% | 2 |
| UT PATH | | | 2 | 100% | 2 |
| LEXINGTON PLACE | | | 2 | 100% | 2 |
| NAVAL MEDICAL CENTER | | | 2 | 100% | 2 |
| SUMMERFIELD RETIREMENT LIVING, INC | | | 2 | 100% | 2 |
| MERCY HOSPITAL | | | 2 | 100% | 2 |
| PHOEBE BERKS HEALTH CARE CENTER | | 2 | | | 2 |

COVID-19: testing by laboratory

Data through Jan 31, 2021 verified as of Feb 1, 2021 at 09:25 AM

Data in this report are provisional and subject to change.

The numbers in the table below represent the number of Florida and non-Florida residents for whom test results were received by the Department of Health. A person can be tested by more than one laboratory and can have both positive and negative results. **Therefore, the sum of the numbers in each column will be larger than the total number of people tested.**

| Reporting lab | Inconclusive | Negative | Positive | Percent positive | Total |
|---|--------------|----------|----------|------------------|-------|
| MEMORIAL HOSPITAL OF CARBONDALE | | | 2 | 100% | 2 |
| WEST COAST PEDIATRICS | | | 2 | 100% | 2 |
| WHITESANDS OUTPATIENT TREATMENT | | 2 | | | 2 |
| VETERANS AFFAIRS MEDICAL CENTER - GREATER LOS ANGELES | | | 2 | 100% | 2 |
| FLORIDA MEDICAL CENTER OF CLEARWATER | | 2 | | | 2 |
| MIAMI DADE MEDICAL RESEARCH INSTITUTE | | | 2 | 100% | 2 |
| Kennedy University Hospital -Wash Twp L | | 2 | | | 2 |
| NEIGHBORCARE PHARMACY SERVICES | | 2 | | | 2 |
| SUNCOAST BLOOD BANK | | | 2 | 100% | 2 |
| CARE NOW, INC | | | 2 | 100% | 2 |
| JOSEF SCHENKER, MD, PC | | 2 | | | 2 |
| DAYTON CHILDRENS HOSPITAL LAB | | | 2 | 100% | 2 |
| MINUTECLINIC DIAGNOSTIC, PA #10252 | | 2 | | | 2 |
| IN & OUT URGENT CARE METAIRIE | | | 2 | 100% | 2 |
| PM PEDIATRICS OF BAYSIDE PLLC - HOPEWELL JUNCTION | | 2 | | | 2 |
| PANCARE HEALTH - SNEADS ELEMENTARY | | | 2 | 100% | 2 |
| FLORIDA MEDICAL CLINIC CARDIOLOGY-ZH | | | 2 | 100% | 2 |
| Van Wert Manor | | 2 | | | 2 |
| BAYSTATE MEDICAL CENTER | | 1 | 1 | 50% | 2 |
| ORANGE COUNTY HEALTH DEPARTMENT | | 1 | 1 | 50% | 2 |
| MINUTECLINIC, LLC #1452 | | 2 | | | 2 |
| MD NOW URGENT CARE MEDICAL CENTERS INC | | | 2 | 100% | 2 |
| CVS CA8850POCT HUNTINGTON BEACH | | 1 | 1 | 50% | 2 |
| THOMASVILLE REGIONAL MEDICAL CENTER | | 2 | | | 2 |
| SACRED HEART HOSPITAL ON THE EMERALD | | | 2 | 100% | 2 |
| CITY OF NEW YORK DEPARTMENT OF HEALTH | | | 2 | 100% | 2 |
| Holiday Retirement Home | | | 2 | 100% | 2 |
| EXPRESS CARE OF THE SHOALS | | 1 | 1 | 50% | 2 |
| SOUTHEASTERN INSTITUTE OF RESTORATIVE MEDICINE | | 1 | 1 | 50% | 2 |
| STARR COUNTY MEMORIAL HOSPITAL | | | 2 | 100% | 2 |
| CAREWELL JW - WORCESTER LNC | | | 2 | 100% | 2 |
| GIGI WOOD DAVIS DO-FAMILY MEDICINE | | 2 | | | 2 |
| AFTER HOURS PEDS | | | 2 | 100% | 2 |
| CVS OH6149POCT UPPER ARLINGTON | | 1 | 1 | 50% | 2 |
| BAPTIST HOSPITAL EMPLOYEE HEALTH OFF | | | 2 | 100% | 2 |
| NORTHEAST PEDIATRICS | | | 2 | 100% | 2 |
| CROSSROADS | | | 2 | 100% | 2 |
| MEDEXPRESS URGENT CARE - BROOKHAVEN | | 2 | | | 2 |
| SARASOTA MEMORIAL MEDICAL URGENT CARE CENTER | | | 2 | 100% | 2 |
| METROHEALTH SYSTEM | | | 2 | 100% | 2 |
| BOSTON MEDICAL CENTER | | | 2 | 100% | 2 |
| ARCPPOINT LABS OF ALTAMONTE SPRINGS | | | 2 | 100% | 2 |
| PUBLIC HEALTH LABORATORY | 1 | | 1 | 50% | 2 |
| OCALA REGIONAL KIDNEY CENTER-WEST | | | 2 | 100% | 2 |
| SANFORD REGIONAL HOSPITAL WORTHINGTON | | 2 | | | 2 |
| STARR CITY OF ROMA COMMUNITY CENTER | | | 2 | 100% | 2 |

COVID-19: testing by laboratory

Data through Jan 31, 2021 verified as of Feb 1, 2021 at 09:25 AM

Data in this report are provisional and subject to change.

The numbers in the table below represent the number of Florida and non-Florida residents for whom test results were received by the Department of Health. A person can be tested by more than one laboratory and can have both positive and negative results. **Therefore, the sum of the numbers in each column will be larger than the total number of people tested.**

| Reporting lab | Inconclusive | Negative | Positive | Percent positive | Total |
|---|--------------|----------|----------|------------------|-------|
| RAINY LAKE MEDICAL CENTER | | | 2 | 100% | 2 |
| Lakeside Oaks Care Center | | | 2 | 100% | 2 |
| REELFOOT FAMILY WALK IN CLINIC - TIPT | | 2 | | | 2 |
| GRAND VILLA OF MELBOURNE | | | 2 | 100% | 2 |
| CROSTOWN PHARMACY | | 2 | | | 2 |
| PARKLAND HEALTH & HOSPITAL | | | 2 | 100% | 2 |
| FLORIDA COMMUNITY HEALTH CENTERS, INC. | | | 2 | 100% | 2 |
| MAYO CLINIC GROUP PRACTICE LABORATORY | | | 2 | 100% | 2 |
| STATE OF FLORIDA | | | 2 | 100% | 2 |
| SUPER HEALTH PHARMACY LLC | | 2 | | | 2 |
| Medilodge of Montrose | | 2 | | | 2 |
| OSF ST JOSEPH MEDICAL CENTER | | | 2 | 100% | 2 |
| DOCTORS MEDICAL CTR OF WALTON COUNTY | | | 2 | 100% | 2 |
| MINUTECLINIC DIAG OF IND LLC #1367 | | 2 | | | 2 |
| NASSAU UNIVERSITY MEDICAL CENTER DEPT | | 1 | 1 | 50% | 2 |
| MERCY CONVENIENT CARE | | | 2 | 100% | 2 |
| MINUTE-CLINIC DIAGNOSTIC OF VIRGINIA, | | 2 | | | 2 |
| UNITED MEMORIAL MEDICAL CENTER | | | 2 | 100% | 2 |
| LABCORP OF AMERICA HOLDINGS | | 1 | 1 | 50% | 2 |
| BERGEN NEW BRIDGE M | | 2 | | | 2 |
| LAWRENCE GENERAL HOSPITAL | | | 2 | 100% | 2 |
| INTEGRATED REGIONAL LABS | | | 2 | 100% | 2 |
| NORTH MCALLEN PEDIATRIC CENTER | | | 2 | 100% | 2 |
| CONWAY MEDICAL CENTER | | | 2 | 100% | 2 |
| SKIPPACK MEDICAL LAB | | | 2 | 100% | 2 |
| ORLANDO HEALTH PHYSICIAN GROUP | | | 2 | 100% | 2 |
| MAIN STREET MEDICAL CENTERS | | 2 | | | 2 |
| ADVENTIST HINSDALE HOSPITAL LABORATORY | | | 2 | 100% | 2 |
| NEBRASKA MEDICAL CENTER | | | 2 | 100% | 2 |
| JUST BELIEVE RECOVERY CENTER | | | 2 | 100% | 2 |
| Providence of Sparta Health and Rehabilitation | | 2 | | | 2 |
| CVS OH6147POCT COLUMBUS | | 1 | 1 | 50% | 2 |
| CARTER BLOOD CARE | | | 2 | 100% | 2 |
| 441 URGENT CARE-MULBERRY | | | 2 | 100% | 2 |
| GALEN BAYLOR EXTENSION | | 2 | | | 2 |
| SANIBEL MEDICAL CLINIC | | | 2 | 100% | 2 |
| PALM MEDICAL CENTER - PLANT CITY | | 2 | | | 2 |
| PALMETTO FAMILY HEALTH CENTER | | | 2 | 100% | 2 |
| LIFELINK TISSUE BANK D/B/A LIFELINK TISSUE BANK | | 2 | | | 2 |
| ADVOCATE SHERMAN HOSPITAL | | | 2 | 100% | 2 |
| MINUTECLINIC, LLC, DBA MINUTECLINIC #4 | | 2 | | | 2 |
| BROOKS -TLC HOSPITAL SYSTEM | | | 2 | 100% | 2 |
| LEE MEMORIAL HOSPITAL BLOOD GAS LAB | | | 2 | 100% | 2 |
| CVS MO4850POCT SPRINGFIELD | | 2 | | | 2 |
| MEDEXPRESS URGENT CARE - BRIDGEVILLE | | 2 | | | 2 |
| MINUTECLINIC, LLC #07852 | | 2 | | | 2 |

COVID-19: testing by laboratory

Data through Jan 31, 2021 verified as of Feb 1, 2021 at 09:25 AM

Data in this report are provisional and subject to change.

The numbers in the table below represent the number of Florida and non-Florida residents for whom test results were received by the Department of Health. A person can be tested by more than one laboratory and can have both positive and negative results. **Therefore, the sum of the numbers in each column will be larger than the total number of people tested.**

| Reporting lab | Inconclusive | Negative | Positive | Percent positive | Total |
|--|--------------|----------|----------|------------------|-------|
| CHEROKEE COUNTY HEALTH AND REHAB CENTER | | 2 | | | 2 |
| Heartland Healthcare Center Boca Raton | | | 2 | 100% | 2 |
| CVS AZ5891POCT GILBERT | | 1 | 1 | 50% | 2 |
| UC CORAL GABLES | | | 2 | 100% | 2 |
| NEBRASKA DEPARTMENT OF HEALTH AND HUMAN SERVICES | | | 2 | 100% | 2 |
| STUART SURGERY CENTER, LLC | | | 2 | 100% | 2 |
| CARE CENTERS OF NASSAU LLC MINER ROAD SOUTH | | 2 | | | 2 |
| CVS MD4371POCT OCEAN CITY | | 2 | | | 2 |
| ACCESS MEDICAL GROUP OF FLORIDA CITY | | | 2 | 100% | 2 |
| PIEDMONT HOSPITAL LAB | | | 2 | 100% | 2 |
| ASCENSION ST VINCENT'S RIVERSIDE | | | 2 | 100% | 2 |
| POMERENE HOSPITAL | | | 2 | 100% | 2 |
| SOUTHEAST GEORGIA HEALTH SYSTEM | | | 2 | 100% | 2 |
| RIVERVIEW MEDICAL CLINIC | | 2 | | | 2 |
| CVS M08555POCT KANSAS CITY | | 2 | | | 2 |
| MERCY HEALTH LAB | | 1 | 1 | 50% | 2 |
| AUSTIN REGIONAL CLINIC MICROBIOLOGY LAB | | | 2 | 100% | 2 |
| VAULT HEALTH | | | 2 | 100% | 2 |
| LEGACY LABORATORY SERVICES | | | 2 | 100% | 2 |
| TALLAHASSEE MEMORIAL HEALTHCARE FAMILY MED RESIDENCY | | | 2 | 100% | 2 |
| BLUEWATER TOXICOLOGY | | | 2 | 100% | 2 |
| TENNESSEE DEPARTMENT OF HEALTH (TDH) - REGIONAL LABORATORY | | | 2 | 100% | 2 |
| CVS MINUTE CLINIC DIAG OF IND, LLC #6549 | | 2 | | | 2 |
| ASPIRUS RIVERVIEW HOSPITAL & CLINICS INC | | 1 | 1 | 50% | 2 |
| LIFT HEALTH | | 2 | | | 2 |
| ATLAS GENOMICS | | | 2 | 100% | 2 |
| URGENT CARE AND SURGERY CENTER | | | 2 | 100% | 2 |
| ACM MEDICAL LABORATORY ALLIANCE | | | 2 | 100% | 2 |
| CVS OH5457POCT POWELL | | 2 | | | 2 |
| MODMD LABORATORY | | 2 | | | 2 |
| MINUTECLINIC DIAGNOSTIC OF TN, PC 6304 | | 1 | 1 | 50% | 2 |
| BOONES CREEK URGENT CARE | | 1 | 1 | 50% | 2 |
| MATHER HOSPITAL | | | 2 | 100% | 2 |
| CVS MD2956POCT NEW MARKET | | 1 | 1 | 50% | 2 |
| MEDEXPRESS URGENT CARE - JEANNETTE | | 2 | | | 2 |
| UNIVERSITY HOSPITALS OF CLEVELAND | | | 2 | 100% | 2 |
| WESTMINSTER SUNCOAST | | | 2 | 100% | 2 |
| PANCARE HEALTH - FRANKLIN CO | | | 2 | 100% | 2 |
| MURFREESBORO MEDICAL CLINIC | | 2 | | | 2 |
| MCLAREN REGIONAL MEDICAL CENTER | | | 2 | 100% | 2 |
| FALCON HEALTH CENTER | | | 2 | 100% | 2 |
| SIGNATURE CARE LEWISVILLE-EMERGENCY CENTER | | 1 | 1 | 50% | 2 |
| ST. MARY'S MEDICAL CENTER EVANSVILLE, INC | | | 2 | 100% | 2 |
| DEKALB MEDICAL CENTER LABORATORY | | | 2 | 100% | 2 |
| ADVANCE FAMILY PRACTICE LLC | | | 2 | 100% | 2 |
| UNIVERSITY COMMUNITY HEALTH SERVICES | | 1 | 1 | 50% | 2 |

COVID-19: testing by laboratory

Data through Jan 31, 2021 verified as of Feb 1, 2021 at 09:25 AM

Data in this report are provisional and subject to change.

The numbers in the table below represent the number of Florida and non-Florida residents for whom test results were received by the Department of Health. A person can be tested by more than one laboratory and can have both positive and negative results. **Therefore, the sum of the numbers in each column will be larger than the total number of people tested.**

| Reporting lab | Inconclusive | Negative | Positive | Percent positive | Total |
|---|--------------|----------|----------|------------------|-------|
| ADVENT HEALTH CENTRAL TEXAS | | 1 | 1 | 50% | 2 |
| MEDEXPRESS URGENT CARE - WEST ST PAUL, ROBERT ST S | | 2 | | | 2 |
| SPRINGS MEDICAL LAB | | 1 | 1 | 50% | 2 |
| CVS M05655POCT LIBERTY | | | 2 | 100% | 2 |
| CVS NV2928POCT LAS VEGAS | | 2 | | | 2 |
| EXPEDIAN URGENT CARE | | | 2 | 100% | 2 |
| MAGNOLIA ADULT, LLC | | | 2 | 100% | 2 |
| MINUTECLINIC DIAGNOSTIC OF SC, LLC #4 | | 2 | | | 2 |
| DUKE HEALTH REGIONAL HOSPITAL | | | 2 | 100% | 2 |
| SYLVAN NURSING | | | 2 | 100% | 2 |
| AIRPORT CLINIC | | | 2 | 100% | 2 |
| ATLANTIC SURGERY CENTER OF JACKSONVILLE BEACH | | 2 | | | 2 |
| LEE MEMORIAL HEALTH SYSTEM D/B/A | | | 2 | 100% | 2 |
| BIONIC TECHNOLOGIES CORPORATION | | | 2 | 100% | 2 |
| APC PEDIATRICS | | | 2 | 100% | 2 |
| CLEAR LAKE REGIONAL MEDICAL CENTER | | | 2 | 100% | 2 |
| GENESIS FAMILY PRACTICE | | | 2 | 100% | 2 |
| REGIONS HOSPITAL LABORATORY | | | 2 | 100% | 2 |
| OUR LADY OF THE LAKE REGIONAL MEDICAL CENTER | | | 2 | 100% | 2 |
| HOUSTON HEALTH DEPARTMENT - BUREAU OF LABORATORY SERVICES | | | 2 | 100% | 2 |
| Kroger 186 - The Little Clinic Holiday Manor | | 1 | 1 | 50% | 2 |
| TRINITAS REGIONAL MEDICAL CENTER | | 1 | 1 | 50% | 2 |
| HEARTLAND HOME HEALTH CARE | | 2 | | | 2 |
| NOT GIVEN | | 1 | 1 | 50% | 2 |
| HOME ACCESS HEALTH | | | 2 | 100% | 2 |
| EDGEWATER RETIREMENT MANOR | | | 2 | 100% | 2 |
| OELWEIN HEALTH CARE CENTER | | 2 | | | 2 |
| MINUTECLINIC DIAG OF IND, LLC #6553 | | 2 | | | 2 |
| MEDEXPRESS URGENT CARE-MT PLEASANT | | 1 | 1 | 50% | 2 |
| New Jersey Aim At Smg | | 2 | | | 2 |
| STEUBEN COUNTY PUBLIC HEALTH | | 2 | | | 2 |
| HEALTH EXPRESS URGENT CARE | | | 2 | 100% | 2 |
| AFFORDABLE PRIMARY CARE LLC | | 2 | | | 2 |
| KAILOS GENETICS INC | | | 2 | 100% | 2 |
| JORDAN VALLEY MEDICAL CENTER | | | 2 | 100% | 2 |
| FL DEPT OF HEALTH MARION COUNTY MOBILE HEALTH UNIT | | | 2 | 100% | 2 |
| PRECISION CLINICAL RESEARCH | | | 2 | 100% | 2 |
| PARKWAY DRUGS OF ONEIDA COUNTY NORTH I | | 1 | 1 | 50% | 2 |
| CVS M05724POCT KANSAS CITY | | 2 | | | 2 |
| CVS TX1104POCT ALLEN | | 2 | | | 2 |
| ELMHURST MEMORIAL HOSPITAL | | | 2 | 100% | 2 |
| TEXAS REGIONAL ASTHMA & ALLERGY CENTER | | | 2 | 100% | 2 |
| University Center East | | | 2 | 100% | 2 |
| CLINICAL CARE ASSOCIATES, INC | | | 2 | 100% | 2 |
| ORMOND BEACH URGENT CARE | | | 2 | 100% | 2 |
| NOVA SOUTHEASTERN UNIVERSITY - STUDENT MEDICAL CTR | | | 2 | 100% | 2 |

COVID-19: testing by laboratory

Data through Jan 31, 2021 verified as of Feb 1, 2021 at 09:25 AM

Data in this report are provisional and subject to change.

The numbers in the table below represent the number of Florida and non-Florida residents for whom test results were received by the Department of Health. A person can be tested by more than one laboratory and can have both positive and negative results. **Therefore, the sum of the numbers in each column will be larger than the total number of people tested.**

| Reporting lab | Inconclusive | Negative | Positive | Percent positive | Total |
|---|--------------|----------|----------|------------------|-------|
| WEAKLEY COUNTY REHAB AND NURSING CENTER | | 2 | | | 2 |
| WISCONSIN STATE LABORATORY OF HYGIENE | | 1 | 1 | 50% | 2 |
| MINUTECLINIC DIAGNOSTIC OF NORTH CARO | | 2 | | | 2 |
| FAMILY CARE SPECIALISTS OF ORLANDO | | | 2 | 100% | 2 |
| MEMORIAL HERMANN | | | 2 | 100% | 2 |
| CVS CT718POCT ANSONIA | | 2 | | | 2 |
| ENVOY OF FORK UNION, LLC DBA ENVOY AT THE VILLAGE | | 2 | | | 2 |
| COVANCE | | | 2 | 100% | 2 |
| SCDHEC BUREAU OF LABORATORIES | | | 2 | 100% | 2 |
| SWEETWATER NURSING CENTER | | 2 | | | 2 |
| PINECREST PEDIATRICS GROUP LLC | | | 2 | 100% | 2 |
| BERGEN COUNTY SURGICAL AND ENDOSCOPY CENTER | | 2 | | | 2 |
| RAPID RESULT CORP LLC | | 1 | 1 | 50% | 2 |
| Iron County Medical Care Facility | | 2 | | | 2 |
| PATIENT FIRST MEDICAL CENTER-CARYTOWN | | | 2 | 100% | 2 |
| LILY PHARMACY | | 2 | | | 2 |
| FAMILY FIRST PEDIATRICS | | | 2 | 100% | 2 |
| CHARLOTTE COUNTY HEALTH DEPARTMENT | | | 2 | 100% | 2 |
| MINUTECLINIC DIAGNOSTIC OF PA LLC | | 2 | | | 2 |
| MEDEXPRESS URGENT CARE-WILKINS TOWNSHIP, WILLIAM PENN HIGHWAY | | 2 | | | 2 |
| TULANE MEDICAL CENTER | | | 2 | 100% | 2 |
| FLORIDA DEPARTMENT OF HEALTH IN ESCAMBIA COUNTY | | 1 | 1 | 50% | 2 |
| STATCARE URGENT AND WALK-IN | | | 2 | 100% | 2 |
| POPLAR HEALTHCARE | | | 2 | 100% | 2 |
| VA PRIMARY CARE ANNEX | | | 2 | 100% | 2 |
| MD NOW URGENT CARE CENTER INC. | | | 2 | 100% | 2 |
| AMI ST FRANCIS HOSPITAL LABORATORY | | 1 | 1 | 50% | 2 |
| JULIE STAATS DO | | 2 | | | 2 |
| RAPID URGENT CARE - ALBANY | | | 2 | 100% | 2 |
| GENETIC ASSAYS INC | | | 2 | 100% | 2 |
| SOUTH TAMPA AFTER HOURS CLINIC | | | 2 | 100% | 2 |
| FLORIDA KEYS PED & ADOLES CTR | | | 2 | 100% | 2 |
| Alden Des Plaines | | | 2 | 100% | 2 |
| Kroger 093 - The Little Clinic Stapleton | | 1 | 1 | 50% | 2 |
| AGILE URGENT CARE | | | 2 | 100% | 2 |
| WILSON MEMORIAL HOSPITAL | | | 2 | 100% | 2 |
| PALOS COMMUNITY HOSPITAL LABORATORY | | | 2 | 100% | 2 |
| FLORIDA CLINICAL LABORATORY INC | | | 2 | 100% | 2 |
| SOUTHERN TENNESSEE MEDICAL CENTER | | | 2 | 100% | 2 |
| EXPRESSCARE URGENT CARE CENTER | | | 2 | 100% | 2 |
| MEDICAL CENTER LABORATORY | | | 2 | 100% | 2 |
| BD MEDICAL SYSTEMS | | | 2 | 100% | 2 |
| SIMMONS | | | 2 | 100% | 2 |
| MIDDLE TENN MENTAL HEALTH INSTITUTE | | 2 | | | 2 |
| PALM BEACH GARDENS MEDICAL CENTER | | | 2 | 100% | 2 |
| TMH PHYSICIAN PARTNERS MONTICELLO | | 1 | 1 | 50% | 2 |

COVID-19: testing by laboratory

Data through Jan 31, 2021 verified as of Feb 1, 2021 at 09:25 AM

Data in this report are provisional and subject to change.

The numbers in the table below represent the number of Florida and non-Florida residents for whom test results were received by the Department of Health. A person can be tested by more than one laboratory and can have both positive and negative results. **Therefore, the sum of the numbers in each column will be larger than the total number of people tested.**

| Reporting lab | Inconclusive | Negative | Positive | Percent positive | Total |
|---|--------------|----------|----------|------------------|-------|
| BAYSHORE MEDICAL CENTER | | | 2 | 100% | 2 |
| Kroger 125 - The Little Clinic Castle Rock | | 2 | | | 2 |
| SOUTHERN BREEZE HEALTHCARE | | 1 | 1 | 50% | 2 |
| CSS- TWELVE OAKS | | | 2 | 100% | 2 |
| A+ URGENT/PRIMARY CARE | | | 2 | 100% | 2 |
| MAJESTIC GUARDIANS | | | 2 | 100% | 2 |
| PM PEDIATRICS OF BAYSIDE, PLLC - MANHASSET | | 2 | | | 2 |
| SPRINGHILL SENIOR RESIDENCE | | 2 | | | 2 |
| Greystone Nursing and Rehab, LLC | | | 2 | 100% | 2 |
| BAPTIST HEALTHCARE - LAKEVIEW CENTER INC | | 2 | | | 2 |
| CPL LABS | | | 2 | 100% | 2 |
| POINT OF CARE PRIVATE HEALTH MANAGEMENT | | | 2 | 100% | 2 |
| BAYCARE LABORATORIES | | | 2 | 100% | 2 |
| MINUTE CLINIC DIAGNOSTIC OF KANSAS PA | | 2 | | | 2 |
| BIRMINGHAM INTERNAL MEDICINE ASSOCIATE | | 1 | 1 | 50% | 2 |
| MINUTECLINIC DIAGNOSTIC MEDICAL | | 2 | | | 2 |
| UNIVERSTIY OF ILLINOIS HOSPITAL | | | 2 | 100% | 2 |
| DELAWARE DIAGNOSTICS LABS | | | 2 | 100% | 2 |
| HAMILTON CHD | | 2 | | | 2 |
| MORRISTOWN MEMORIAL HOSPITAL | | 2 | | | 2 |
| PHYSICIANS CARE INC | | 1 | 1 | 50% | 2 |
| AdventHealth Care Center Orlando North | | | 2 | 100% | 2 |
| BNR PHARMACY INC | | 2 | | | 2 |
| BMC/JACSONVILLE | | 1 | 1 | 50% | 2 |
| CVS OH3080POCT HUBER HEIGHTS | | 2 | | | 2 |
| BAY CORRECTIONAL AND REHABILITATION FACILITY | | | 2 | 100% | 2 |
| MINUTECLINIC DIAGNOSTIC OF TEXAS, LLC #7435 | | 2 | | | 2 |
| EMORY UNIVERSITY HOSPITAL | | | 2 | 100% | 2 |
| Iowa Veterans Home | | 2 | | | 2 |
| Kroger 571 - The Little Clinic Hendersonville | | 1 | 1 | 50% | 2 |
| CENTRAL FLORIDA PRIMARY CARE | | | 2 | 100% | 2 |
| SENDER RETREAT ADULT DAY CARE CENTERS | | | 2 | 100% | 2 |
| CLEVELAND CLINIC IMAGING | | | 2 | 100% | 2 |
| POINTE AT NEW PORT PLACE,THE | | 2 | | | 2 |
| CVS IN6713POCT BLOOMINGTON | | 2 | | | 2 |
| BIOMAT ORLANDO | | 1 | | | 1 |
| CARSON NURSING AND REHABILITATION CENTER | | 1 | | | 1 |
| MARINA DEL REY HOSPITAL LAB | | | 1 | 100% | 1 |
| COX HEALTH SOUTH LAB | | | 1 | 100% | 1 |
| THE HOSPITALS OF PROVIDENCE EMERGENCY ROOM | | | 1 | 100% | 1 |
| CLEVELAND HEARTLAB | | | 1 | 100% | 1 |
| CVS AZ69POCT PEORIA | | 1 | | | 1 |
| Acts Manor House | | 1 | | | 1 |
| MOUNT ST MARYS HOSPITAL OF NIAGARA FALLS | | | 1 | 100% | 1 |
| PORTSMOUTH REG. HOSPITAL | | | 1 | 100% | 1 |
| GOOD SAMARITAN SOCIETY - DE SMET | | 1 | | | 1 |

COVID-19: testing by laboratory

Data through Jan 31, 2021 verified as of Feb 1, 2021 at 09:25 AM

Data in this report are provisional and subject to change.

The numbers in the table below represent the number of Florida and non-Florida residents for whom test results were received by the Department of Health. A person can be tested by more than one laboratory and can have both positive and negative results. **Therefore, the sum of the numbers in each column will be larger than the total number of people tested.**

| Reporting lab | Inconclusive | Negative | Positive | Percent positive | Total |
|--|--------------|----------|----------|------------------|-------|
| CLINICAL TRIALS OF TAMPA LLC | | 1 | | | 1 |
| KNOX COMMUNITY HOSPITAL | | | 1 | 100% | 1 |
| BROOKSHIRE, THE | | | 1 | 100% | 1 |
| GULF COUNTY HEALTH DEPARTMENT | | | 1 | 100% | 1 |
| ST GERARD'S COMMUNITY OF CARE | | 1 | | | 1 |
| Hackensack Univ Medical Center At Pasc | | 1 | | | 1 |
| PORT ORANGE NURSING & REHAB | | | 1 | 100% | 1 |
| FLORIDA CLINICAL LABORATORY INC DBA | | | 1 | 100% | 1 |
| NEW YORK PRESBYTERIAN HOSPITAL | | | 1 | 100% | 1 |
| MINUTECLINIC # 21110 | | | 1 | 100% | 1 |
| ORLANDO ORTHOPAEDIC CENTER | | | 1 | 100% | 1 |
| CORNERSTONE OF RECOVERY INC | | 1 | | | 1 |
| THE MEDICAL CENTER AT BOWLING GREEN | | | 1 | 100% | 1 |
| LIVINGSTON COUNTY DEPT OF HEALTH REPRO | | | 1 | 100% | 1 |
| CEPERO PEDIATRICS PA | | | 1 | 100% | 1 |
| CIRRUS DX | | | 1 | 100% | 1 |
| MID-FLORIDA PATHOLOGY LLC | | 1 | | | 1 |
| BRONSON METHODIST HOSPITAL | | | 1 | 100% | 1 |
| BLUFFTON HEALTH CENTER | | | 1 | 100% | 1 |
| BAYCARE OUTREACH LAB WH SOUTH | | | 1 | 100% | 1 |
| BUFFALO CROSSINGS HEALTHCARE AND REHABILITATION CENTER | | | 1 | 100% | 1 |
| AFFILIATED LABORATORIES INC | | | 1 | 100% | 1 |
| NEMOURS CHILDRENS PRIMARY CARE CLERMONT | | | 1 | 100% | 1 |
| UABC | | | 1 | 100% | 1 |
| MD NOW MEDICAL CENTERS, INC | | | 1 | 100% | 1 |
| SANTA ROSA PEDIATRICS | | | 1 | 100% | 1 |
| 441 URGENT CARE CENTER - BROWNWOOD | | | 1 | 100% | 1 |
| CHI ST VINCENT LITTLE ROCK DIAGNOSTIC CLINIC | | | 1 | 100% | 1 |
| HPH HOME CARE | | | 1 | 100% | 1 |
| MEDCARE QUALITY MEDICAL CENTER LLC | | | 1 | 100% | 1 |
| SIGNATURE CARE MIDLAND | | | 1 | 100% | 1 |
| CARENOW MIDTOWN | | | 1 | 100% | 1 |
| GADSDEN FAMILY PRACTICE | | 1 | | | 1 |
| COVENANT HEALTH | | 1 | | | 1 |
| IMMY LABS | | | 1 | 100% | 1 |
| MEA PRIMARY CARE PLUS BYRAM | | | 1 | 100% | 1 |
| HALIFAX HEALTH PRIMARY CARE | | | 1 | 100% | 1 |
| FRESENIUS KIDNEY CARE FORT WALTON BEACH | | | 1 | 100% | 1 |
| GAMMA HEALTHCARE, INC | | 1 | | | 1 |
| Senatobia Healthcare & Rehab | | 1 | | | 1 |
| ALL CARE URGENT CARE | | | 1 | 100% | 1 |
| UNIVERSITY OF MARYLAND PATHOLOGY ASSOCIATES | | | 1 | 100% | 1 |
| Jersey City Medical Center | | 1 | | | 1 |
| Caldwell Care | | 1 | | | 1 |
| NABI | | 1 | | | 1 |
| LEXINGTON PLACE SENIOR LIVING COMMUNITY | | 1 | | | 1 |

COVID-19: testing by laboratory

Data through Jan 31, 2021 verified as of Feb 1, 2021 at 09:25 AM

Data in this report are provisional and subject to change.

The numbers in the table below represent the number of Florida and non-Florida residents for whom test results were received by the Department of Health. A person can be tested by more than one laboratory and can have both positive and negative results. **Therefore, the sum of the numbers in each column will be larger than the total number of people tested.**

| Reporting lab | Inconclusive | Negative | Positive | Percent positive | Total |
|--|--------------|----------|----------|------------------|-------|
| HARBORCHASE OF VILLAGES CROSSING | | | 1 | 100% | 1 |
| DSI LABORATORIES-NAPLES-7TH | | | 1 | 100% | 1 |
| CVS PA2582POCT SPRINGFIELD | | 1 | | | 1 |
| DEVLAB, LLC | | | 1 | 100% | 1 |
| CLINICAL CARE, INC | | | 1 | 100% | 1 |
| ACCESS MEDICAL GROUP OF TAMPA INC | | | 1 | 100% | 1 |
| MAURY REGIONAL MEDICAL CENTER | | 1 | | | 1 |
| CHILDRENS SPECIALIST PEDIATRIC PULMMOLOGY & | | | 1 | 100% | 1 |
| CARE CENTERS OF NASSAU LLC MINER ROAD NORTH | | 1 | | | 1 |
| Regency Square | | | 1 | 100% | 1 |
| WEST FLORIDA HOSPITAL LABORATORY | | | 1 | 100% | 1 |
| WRIGHT PATTERSON AFB MEDICAL CENTER | | | 1 | 100% | 1 |
| Community Compassion Center of Batesville | | | 1 | 100% | 1 |
| HIGH DESERT COURT GROUP HOME | | | 1 | 100% | 1 |
| NORDX | | | 1 | 100% | 1 |
| WALGREENS #5130 | | | 1 | 100% | 1 |
| ELATION HEALTH | | 1 | | | 1 |
| PENSACOLA PATHOLOGY | | 1 | | | 1 |
| APOLLOMDX LLC | | | 1 | 100% | 1 |
| DOCTORS MEMORIAL HOSP HOME HEALTH CARE | | 1 | | | 1 |
| LOUISIANA STATE LAB | | | 1 | 100% | 1 |
| LIFEPLUS HEALTHCARE GROUP INC | | 1 | | | 1 |
| FLORIDA DEPARTMENT OF HEALTH IN CITRUS COUNTY | | 1 | | | 1 |
| ADVANCE HEALTH AND WELLNESS SOLUTIONS | | | 1 | 100% | 1 |
| Birmingham Nursing and Rehabilitation East LLC | | 1 | | | 1 |
| ALLEGHENY GENERAL HOSPITAL | | | 1 | 100% | 1 |
| Good Samaritan Society Waukon | | 1 | | | 1 |
| CVS HEALTH, #5962 | | 1 | | | 1 |
| CVS IL2798POCT CHICAGO | | | 1 | 100% | 1 |
| MEDTOWN PHARMACY | | | 1 | 100% | 1 |
| TMH PHYSICIAN PARTNERS QUINCY | | | 1 | 100% | 1 |
| PEDIATRIC ASSOCIATES - MIAMI LAKES | | 1 | | | 1 |
| NEW ERA COMMUNITY HEALTH CENTER LLC | | 1 | | | 1 |
| DONALSONVILLE HOSPITAL | | | 1 | 100% | 1 |
| GWINNETT MEDICAL CENTER | | | 1 | 100% | 1 |
| TARRYTOWN PHARMACY | | | 1 | 100% | 1 |
| BASCOM PALMER EYE INSTITUTE | | | 1 | 100% | 1 |
| CVS NC7047POCT DURHAM | | 1 | | | 1 |
| Sunnybrook Rehabilitation Center | | | 1 | 100% | 1 |
| ARIZA WELLNESS CARE LLC | | | 1 | 100% | 1 |
| Washington County Nursing Home | | | 1 | 100% | 1 |
| NASSAU COUNTY HEALTH DEPARTMENT-FERNANDINA BEACH C | | 1 | | | 1 |
| APS-SUMMIT CARE PHARMACY, LLC DBA OMNICARE | | 1 | | | 1 |
| CVS TN7144POCT BARTLETT | | 1 | | | 1 |
| CAREHERE HUDSON BAY | | | 1 | 100% | 1 |
| ST. PETERSBURG PEDIATRICS-SEMINOLE | | | 1 | 100% | 1 |

COVID-19: testing by laboratory

Data through Jan 31, 2021 verified as of Feb 1, 2021 at 09:25 AM

Data in this report are provisional and subject to change.

The numbers in the table below represent the number of Florida and non-Florida residents for whom test results were received by the Department of Health. A person can be tested by more than one laboratory and can have both positive and negative results. **Therefore, the sum of the numbers in each column will be larger than the total number of people tested.**

| Reporting lab | Inconclusive | Negative | Positive | Percent positive | Total |
|---|--------------|----------|----------|------------------|-------|
| Falmouth By The Sea | | | 1 | 100% | 1 |
| CVS GA7064POCT STOCKBRIDGE | | 1 | | | 1 |
| CVS NC3803POCT MOORESVILLE | | 1 | | | 1 |
| MID FLORIDA BIOLOGICALS | | | 1 | 100% | 1 |
| THOMAS HOSPITAL | | | 1 | 100% | 1 |
| Kroger 777 - The Little Clinic Shelbyville | | 1 | | | 1 |
| ST JOHNS MEDICAL CENTER | | 1 | | | 1 |
| MEMORIAL HEALTH SYSTEM | | 1 | | | 1 |
| MEDEXPRESS URGENT CARE-MEADVILLE | | | 1 | 100% | 1 |
| Juniper Village at Bucks County | | 1 | | | 1 |
| SANTA MONICA CA-UCLA MC | | | 1 | 100% | 1 |
| WALGREENS NO 19542 | | 1 | | | 1 |
| COASTAL PEDIATRICS LLC | | | 1 | 100% | 1 |
| MAYO CLINICAL LABORATORIES | | 1 | | | 1 |
| ST JOHN'S MEDICAL CENTER, TETON VILLAGE | | | 1 | 100% | 1 |
| CVS NV5286POCT HENDERSON | | 1 | | | 1 |
| UNIVERSITY OF IOWA HOSPITALS & CLINICS | | | 1 | 100% | 1 |
| TRUCARE LIVING CENTERS - SELMA | | | 1 | 100% | 1 |
| ACCESS HEALTH CARE PHYSICIANS LLC | | | 1 | 100% | 1 |
| MEDEXPRESS URGENT CARE - WAYNESBURG | | 1 | | | 1 |
| ESOTERIC LAB | | | 1 | 100% | 1 |
| RIVERSIDE REGIONAL MED CENTER | | | 1 | 100% | 1 |
| FLEMING ISLAND CENTER FOR CLINICAL RESEARCH | | 1 | | | 1 |
| NEW RIVER HEALTH DISTRICT | | | 1 | 100% | 1 |
| PALM WEST INTERNIST PA | | | 1 | 100% | 1 |
| KANA MEDICAL | | | 1 | 100% | 1 |
| ELITE MEDICAL LABORATORY SOLUTIONS LLC | | | 1 | 100% | 1 |
| NHC Chattanooga | | | 1 | 100% | 1 |
| MEDCOR INC | | | 1 | 100% | 1 |
| Kroger 929 - The Little Clinic Corryville | | 1 | | | 1 |
| FIRST CARE OF GAINESVILLE | | | 1 | 100% | 1 |
| DEVANSH LAB WERKS | | 1 | | | 1 |
| CVS MA447POCT NORTHAMPTON | | 1 | | | 1 |
| MINUTE CLINIC DIAGNOSTIC MED GRP OF CA | | 1 | | | 1 |
| UNIVERSITY OF NORTH CAROLINA HOSPITALS | | | 1 | 100% | 1 |
| SMITH NORTHVIEW HOSPITAL LAB | | | 1 | 100% | 1 |
| UNITED HEALTHCARE | | | 1 | 100% | 1 |
| WAYNE COUNTY PUBLIC HEALTH | | 1 | | | 1 |
| SMA BEHAVIORAL HEALTH SERVICES INC | | 1 | | | 1 |
| FAIRFIELD MEDICAL CENTER | | | 1 | 100% | 1 |
| GATEWAY LABORATORIES | | 1 | | | 1 |
| MINUTECLINIC OF NEVADA-2955 S FT APACH | | 1 | | | 1 |
| CVS GA5637POCT VILLA RICA | | 1 | | | 1 |
| SOUTHEASTERN INTEGRATED MEDICAL PL | | | 1 | 100% | 1 |
| BHS PHYSICIAN NETWORK | | | 1 | 100% | 1 |
| MEDONE URGENT CARE | | | 1 | 100% | 1 |

COVID-19: testing by laboratory

Data through Jan 31, 2021 verified as of Feb 1, 2021 at 09:25 AM

Data in this report are provisional and subject to change.

The numbers in the table below represent the number of Florida and non-Florida residents for whom test results were received by the Department of Health. A person can be tested by more than one laboratory and can have both positive and negative results. **Therefore, the sum of the numbers in each column will be larger than the total number of people tested.**

| Reporting lab | Inconclusive | Negative | Positive | Percent positive | Total |
|--|--------------|----------|----------|------------------|-------|
| LEE MEMORIAL HOSPITAL OUTPATIENT SURGERY CENTER | | | 1 | 100% | 1 |
| MC DIAGNOSTIC OF CONNECTICUT, PC #114 | | 1 | | | 1 |
| VERITAS GENETICS, INC. | | | 1 | 100% | 1 |
| PENINSULA REGIONAL MED CTR LAB | | | 1 | 100% | 1 |
| FULGENT GENETICS HOUSTON | | 1 | | | 1 |
| TANVIR H SHAGAR NP | | 1 | | | 1 |
| Jacaranda Manor | | | 1 | 100% | 1 |
| MEDEXPRESS URGENT CARE - DERBY N ROCK | | 1 | | | 1 |
| Douglas County Health Center | | 1 | | | 1 |
| BNJ | | 1 | | | 1 |
| Kroger 339 - The Little Clinic Highlands - Bardstown Road | | 1 | | | 1 |
| XSTREMEND | | | 1 | 100% | 1 |
| MISSOURI DEPARTMENT OF HEALTH AND SENIOR SERVICES - STATE PH LAB | | 1 | | | 1 |
| CITRUS HEALTH NETWORK INC | | | 1 | 100% | 1 |
| MERITUS MEDICAL CENTER | | | 1 | 100% | 1 |
| Valley Center (WV) | | | 1 | 100% | 1 |
| PRACTITIONERS IN MOTION | | | 1 | 100% | 1 |
| FAMILY MEDICINE AT CELEBRATION | | 1 | | | 1 |
| COMMUNITY | | | 1 | 100% | 1 |
| PALMS OF FT MYERS,THE | | | 1 | 100% | 1 |
| SOUTHWEST REGIONAL PCR LABORATORY | | | 1 | 100% | 1 |
| MEDEXPRESS URGENT CARE - WICHITA, N MAIZE RD | | 1 | | | 1 |
| LEGACY AT HIGHWOODS PRESERVE | | 1 | | | 1 |
| Cottage of the Shoals | | 1 | | | 1 |
| WHEATON FRANCISCAN LABORATORY | | | 1 | 100% | 1 |
| MEMORIAL HOSPITAL LOS BANOS | | | 1 | 100% | 1 |
| CVS NC3853POCT BURLINGTON | | 1 | | | 1 |
| Kroger 667 - The Little Clinic Litchfield Park | | 1 | | | 1 |
| Excel Care Center | | | 1 | 100% | 1 |
| DELAWARE DEPARTMENT OF HEATH | | | 1 | 100% | 1 |
| Garden View Care Center at Dougherty Ferry | | 1 | | | 1 |
| SEATTLE-KING COUNTY | | | 1 | 100% | 1 |
| DAVENPORT PEDIATRICS CLERMONT PA | | 1 | | | 1 |
| REGIONAL MED CTR BAYONET POINT | | | 1 | 100% | 1 |
| PRIMARY CARE GROUP LLC | | 1 | | | 1 |
| CRUSADER COMMUNITY HEALTH | | | 1 | 100% | 1 |
| WELLMED AT LINEBAUGH AVE | | | 1 | 100% | 1 |
| MED-LAKE LABORATORY | | | 1 | 100% | 1 |
| NORWALK HOSPITAL | | | 1 | 100% | 1 |
| SUSAN F. WILLIAMS M.D., P.A. | | | 1 | 100% | 1 |
| Kroger - KR070600172 | | 1 | | | 1 |
| PRIMEX CLINICAL LABORATORIES INC | | | 1 | 100% | 1 |
| LOWER KEYS COMMUNITY HEALTH CENTER | | | 1 | 100% | 1 |
| MCH PHYSICIANS GROUP | | | 1 | 100% | 1 |
| OAKMONT WEST- GREENVILLE SC | | 1 | | | 1 |
| Kroger 518 - The Little Clinic Hermitage | | 1 | | | 1 |

COVID-19: testing by laboratory

Data through Jan 31, 2021 verified as of Feb 1, 2021 at 09:25 AM

Data in this report are provisional and subject to change.

The numbers in the table below represent the number of Florida and non-Florida residents for whom test results were received by the Department of Health. A person can be tested by more than one laboratory and can have both positive and negative results. **Therefore, the sum of the numbers in each column will be larger than the total number of people tested.**

| Reporting lab | Inconclusive | Negative | Positive | Percent positive | Total |
|--|--------------|----------|----------|------------------|-------|
| CVS OH6164POCT DELAWARE | | 1 | | | 1 |
| CAREFIRST URGENT CARE - BEECHMONT | | | 1 | 100% | 1 |
| CLEMENT MANOR HEALTH CENTER | | 1 | | | 1 |
| INTEGRATED GENETICS SEQUENOM | | 1 | | | 1 |
| VA COMMUNITY BASED CLINIC - LAKE CITY | | | 1 | 100% | 1 |
| LAKE MARY OPTUM FLORIDA | | | 1 | 100% | 1 |
| CIMA MEDICAL CENTER | | | 1 | 100% | 1 |
| SYNERGENE LABORATORY | | | 1 | 100% | 1 |
| CSL PLASMA LAB | | | 1 | 100% | 1 |
| QC LABORATORY | | | 1 | 100% | 1 |
| PRIMARY AND URGENT CARE | | | 1 | 100% | 1 |
| MOUNT SINAI COMPREHENSIVE CANCER CENTER | | | 1 | 100% | 1 |
| CVS AZ10529POCT SCOTTSDALE | | 1 | | | 1 |
| WINDSOR MANOR | | | 1 | 100% | 1 |
| HEALTHCARE FOR THE HOMELESS | | | 1 | 100% | 1 |
| ST VINCENT'S AMBULATORY CARE INC | | | 1 | 100% | 1 |
| Harris Hill Nursing Facility | | 1 | | | 1 |
| DOCTORS CARE - AIKEN MALL | | | 1 | 100% | 1 |
| WEST VIRGINIA LABORATORIES | | | 1 | 100% | 1 |
| Georgiana Health and Rehabilitation, LLC | | 1 | | | 1 |
| MEDEXPRESS URGENT CARE - BENTON | | 1 | | | 1 |
| Oakland Nursing and Rehabilitation Center | | 1 | | | 1 |
| TRIPLE O MEDICAL SERVICES INC | | | 1 | 100% | 1 |
| BARRINGTON TERRACE NAPLES | | | 1 | 100% | 1 |
| DAUGHTERS OF SARAH NURSING CENTER | | 1 | | | 1 |
| INFECTION CONTROL DEPT | | | 1 | 100% | 1 |
| Kroger - KR070300083 | | | 1 | 100% | 1 |
| WINNIFRED ASSISTED LIVING FACILITY INC | | 1 | | | 1 |
| RESIDENCES AT MIAMI / REIGN GARDENS LLC, THE | | | 1 | 100% | 1 |
| DIAMOND SPEEDWAY DIALYSIS | | | 1 | 100% | 1 |
| CVS TX7827POCT ROUND ROCK | | 1 | | | 1 |
| Walgreens #3661 | | 1 | | | 1 |
| CARDIOLOGY AND FITNESS MEDICINE | | 1 | | | 1 |
| OAK HAVEN REHAB AND NURSING CENTER | | | 1 | 100% | 1 |
| TITUSVILLE REHABILITATION AND NURSING CENTER | | 1 | | | 1 |
| ST. MICHAEL'S ELITE HOSPITAL | | | 1 | 100% | 1 |
| ADVANCED HEALTHCARE ASSOCIATES | | 1 | | | 1 |
| MAYO CLINIC OUTPATIENT DIALYSIS CENTER | | | 1 | 100% | 1 |
| SACRED HEART HEALTH SYSTEM- MIDWIFE PROGRAM | | | 1 | 100% | 1 |
| HEALTHPARTNERS HUDSON CLINIC | | | 1 | 100% | 1 |
| NEVADA DEPARTMENT OF HEALTH AND HUMAN SERVICES | | | 1 | 100% | 1 |
| Kroger 101 - The Little Clinic Hill Top | | 1 | | | 1 |
| TREASURE COAST MEDICAL CONCIERGE LLC | | | 1 | 100% | 1 |
| BRUSHY CREEK FAMILY HOSPITAL | | | 1 | 100% | 1 |
| MINUTECLINIC DIAGNOSTIC OF NH, LLC (CL | | 1 | | | 1 |
| ADVENTHEALTH MEDICAL GROUP PEDIATRICS DIABETES & | | | 1 | 100% | 1 |

COVID-19: testing by laboratory

Data through Jan 31, 2021 verified as of Feb 1, 2021 at 09:25 AM

Data in this report are provisional and subject to change.

The numbers in the table below represent the number of Florida and non-Florida residents for whom test results were received by the Department of Health. A person can be tested by more than one laboratory and can have both positive and negative results. **Therefore, the sum of the numbers in each column will be larger than the total number of people tested.**

| Reporting lab | Inconclusive | Negative | Positive | Percent positive | Total |
|--|--------------|----------|----------|------------------|-------|
| JUPITER PEDIATRIC ASSOCIATES, PA | | | 1 | 100% | 1 |
| PALM BEACH COUNTY SHERIFF OFFICE | | | 1 | 100% | 1 |
| ORMC-ARDEN/EOI | | | 1 | 100% | 1 |
| PASTEUR MEDICAL CENTER LLC | | 1 | | | 1 |
| Shoreline Care Center | | | 1 | 100% | 1 |
| NICKLAUS CHILDREN'S DORAL OUTPATIENT CENTER | | | 1 | 100% | 1 |
| INTERNAL MEDICINE GROUP OF CENTRAL FLORIDA | | | 1 | 100% | 1 |
| SYNEXUS CLINICAL RESEARCH US INC | | 1 | | | 1 |
| TMH URGENT CARE CENTER | | | 1 | 100% | 1 |
| Brio of Johnston | | 1 | | | 1 |
| GENEVA FAMILY HEALTH | | | 1 | 100% | 1 |
| SOUTHWEST FLORIDA DIVISION LAB | | | 1 | 100% | 1 |
| STONECREST MEDICAL CENTER | | 1 | | | 1 |
| Village Crest Center for Health & Rehabilitation | | 1 | | | 1 |
| Piqua Manor | | 1 | | | 1 |
| Melbourne Terrace Rehabilitation Center | | | 1 | 100% | 1 |
| DOYLESTOWN HOSPITAL | | | 1 | 100% | 1 |
| CVS OH3301POCT WOODMERE | | 1 | | | 1 |
| CULVER CITY URGENT CARE | | | 1 | 100% | 1 |
| PROGRESSIVE MEDICAL LAB LLC | | | 1 | 100% | 1 |
| TENNOVA ER - SANGO | | | 1 | 100% | 1 |
| CVS OH2486POCT NILES | | | 1 | 100% | 1 |
| URGENT CARE OF FORT LAUDERDALE INC | | | 1 | 100% | 1 |
| MINUTE CLINIC DIAGNOSTIC PA | | | 1 | 100% | 1 |
| ORLANDO HEALTH MEDICAL GROUP | | | 1 | 100% | 1 |
| MINUTECLINIC, LLC #4507 | | 1 | | | 1 |
| Cornerstone at the Ranch | | 1 | | | 1 |
| Walgreens #5065 | | 1 | | | 1 |
| URGENT DOC -NACOGODOCHES CLINIC | | | 1 | 100% | 1 |
| IVY ROSEN MD PLLC | | 1 | | | 1 |
| Kroger 407 - The Little Clinic Lexington | | 1 | | | 1 |
| LITTLE COMPANY OF MARY HOSPITAL | | | 1 | 100% | 1 |
| Crisp Regional Nursing and Rehab Center | | 1 | | | 1 |
| FLAGLER COUNTY BOARD OF COUNTY COMMISSIONERS | | | 1 | 100% | 1 |
| FAMILY PRACTICE OF CENTRAL FLORIDA PA | | | 1 | 100% | 1 |
| FREDERICK AVENUE GROUP HOME | | 1 | | | 1 |
| WELLMED AT FORT PIERCE | | 1 | | | 1 |
| BICKERTON, DAWN | | 1 | | | 1 |
| POINTE MEDICAL SERVICES INC | | | 1 | 100% | 1 |
| MINUTECLINIC DIAGNOSTICS OF OKLAHOMA | | 1 | | | 1 |
| STERLING HOUSE OF PORT ORANGE | | 1 | | | 1 |
| CLINICAL CARE CENTER, INC | | | 1 | 100% | 1 |
| MERCY MEDICAL CENTER INC | | | 1 | 100% | 1 |
| LAKE LURE HEALTH CENTER | | | 1 | 100% | 1 |
| GOSHEN MEDICAL CENTER | | | 1 | 100% | 1 |
| INTERMOUNTAIN HEALTHCARE LABORATORY SERVICES | | | 1 | 100% | 1 |

COVID-19: testing by laboratory

Data through Jan 31, 2021 verified as of Feb 1, 2021 at 09:25 AM

Data in this report are provisional and subject to change.

The numbers in the table below represent the number of Florida and non-Florida residents for whom test results were received by the Department of Health. A person can be tested by more than one laboratory and can have both positive and negative results. **Therefore, the sum of the numbers in each column will be larger than the total number of people tested.**

| Reporting lab | Inconclusive | Negative | Positive | Percent positive | Total |
|--|--------------|----------|----------|------------------|-------|
| INNOVATIVE CARE II LLC | | | 1 | 100% | 1 |
| MIAMI-DADE COUNTY HEALTH DEPT. | | 1 | | | 1 |
| MEDEXPRESS URGENT CARE - PATRICK STREE | | | 1 | 100% | 1 |
| OCALA REGIONAL DIALYSIS- NORTH | | | 1 | 100% | 1 |
| LIFE CARE CENTER OF HILTON HEAD | | 1 | | | 1 |
| EDWARD HOSPITAL | | | 1 | 100% | 1 |
| HAVASU REGIONAL MEDICAL CENTER | | | 1 | 100% | 1 |
| Kroger 086 - The Little Clinic Broomfield-Sheridan | | 1 | | | 1 |
| EXAC CARE CROSSVILLE | | 1 | | | 1 |
| WALGREENS #01398 | | | 1 | 100% | 1 |
| THE INTERNAL MEDICAL GROUP | | 1 | | | 1 |
| PINEVILLE PHARMACY | | | 1 | 100% | 1 |
| CARESPOT EXPRESS HEALTHCARE BOYNTON BEACH | | | 1 | 100% | 1 |
| APPLECARE URGENT CARE KINGSLAND | | | 1 | 100% | 1 |
| GRAND VIEW HOSPITAL | | | 1 | 100% | 1 |
| PRIMARY CARE & PEDIATRICS - SHEPHERSTOWN | | 1 | | | 1 |
| CVS SC4286POCT EASLEY | | 1 | | | 1 |
| Kroger 550 - The Little Clinic Bellevue | | 1 | | | 1 |
| BOND COUNTY HEALTH DEPARTMENT | | | 1 | 100% | 1 |
| Strasburg Care Center | | 1 | | | 1 |
| EVANS FAMILY CARE PA | | | 1 | 100% | 1 |
| DOCTOR TODAY URGENT CARE | | | 1 | 100% | 1 |
| LEHIGH PULMONARY ASSOCIATES | | | 1 | 100% | 1 |
| HUNTSVILLE HOSPITAL | | | 1 | 100% | 1 |
| CARDIAC AND VASCULAR CONSULTANTS MD PA | | 1 | | | 1 |
| LAKEWOOD RANCH MEDICAL GROUP LLC | | | 1 | 100% | 1 |
| Cerenity Senior Care-White Bear Lake | | 1 | | | 1 |
| Kroger 441 - The Little Clinic Middletown | | 1 | | | 1 |
| LAKESIDE MEDICAL CENTER | | 1 | | | 1 |
| FAMILY MEDICAL CENTER | | 1 | | | 1 |
| SPRINGFIELD HOSPITAL | | | 1 | 100% | 1 |
| ST. MARY MEDICAL CENTER | | 1 | | | 1 |
| HALIFAX FAMILY HEALTH CENTER | | | 1 | 100% | 1 |
| SHANDS JACKSONVILLE CLINICAL CENTER | | | 1 | 100% | 1 |
| SUREPOINT URGENT CARE PADRE ISLAND | | | 1 | 100% | 1 |
| CORPORATION OF AMERICA | | 1 | | | 1 |
| Kroger - KRO03500568 | | | 1 | 100% | 1 |
| SOUTHEASTERN PATHOLOGY ASSOCIATES | | | 1 | 100% | 1 |
| AMICUS MEDICAL CENTER LLC | | | 1 | 100% | 1 |
| EH FARGO HOSPITAL LABORATORY | | | 1 | 100% | 1 |
| LABORATORY COPORATION OF AMERICA | | | 1 | 100% | 1 |
| CLEVELAND CLINIC FLORIDA LABORATORY | | | 1 | 100% | 1 |
| BROOKSVILLE REGIONAL HOSPITAL | | | 1 | 100% | 1 |
| UNIVERSITY OF MIAMI SCCC RESEARCH LABORATORY | | | 1 | 100% | 1 |
| MADISON FACILITY INC | | | 1 | 100% | 1 |
| MD NOW URGENT CARE | | | 1 | 100% | 1 |

COVID-19: testing by laboratory

Data through Jan 31, 2021 verified as of Feb 1, 2021 at 09:25 AM

Data in this report are provisional and subject to change.

The numbers in the table below represent the number of Florida and non-Florida residents for whom test results were received by the Department of Health. A person can be tested by more than one laboratory and can have both positive and negative results. **Therefore, the sum of the numbers in each column will be larger than the total number of people tested.**

| Reporting lab | Inconclusive | Negative | Positive | Percent positive | Total |
|---|--------------|----------|----------|------------------|-------|
| Springdale Village | | 1 | | | 1 |
| CHIPOLA QUICK CARE | | | 1 | 100% | 1 |
| MRMC LAB MICRO | | | 1 | 100% | 1 |
| MEDEXPRESS URGENT CARE - LEOMINSTER | | 1 | | | 1 |
| Chateau Girardeau | | | 1 | 100% | 1 |
| CENTRAL ALABAMA HEALTH CARE SYSTEM | | | 1 | 100% | 1 |
| PHYSICIANS PREMIER | | | 1 | 100% | 1 |
| CVS PA371POCT PHILADELPHIA | | 1 | | | 1 |
| MYCLINIC, INC | | | 1 | 100% | 1 |
| NULEASE MEDICAL SOLUTIONS | | | 1 | 100% | 1 |
| DEBORAH HEART AND LUNG CENTER | | 1 | | | 1 |
| MINUTECLINIC DIAGNOSTIC MED GRP OF ORA | | | 1 | 100% | 1 |
| WINTER PARK MEMORIAL HOSPITAL LABORATORY | | 1 | | | 1 |
| FLAGLER CARE CENTER | | | 1 | 100% | 1 |
| LEXINGTON HOSPITAL CORPORATION | | | 1 | 100% | 1 |
| Kroger 465 - The Little Clinic Oakley | | 1 | | | 1 |
| Brynwood Health & Rehabilitation Center | | | 1 | 100% | 1 |
| ROSE MEDICAL CENTER LAB | | | 1 | 100% | 1 |
| INNOVATIVE HEALTH DIAGNOSTIC OF CALIFORNIA | | | 1 | 100% | 1 |
| HOLMES FAMILY PRACTICE PA | | | 1 | 100% | 1 |
| ASPIRUS WAUSAU HOSPITAL | | | 1 | 100% | 1 |
| HCL LABORATORIES | | | 1 | 100% | 1 |
| CHESAPEAKE REGIONAL MEDICAL CENTER | | | 1 | 100% | 1 |
| DORAL KIDNEY CENTER | | | 1 | 100% | 1 |
| Kroger 752 - The Little Clinic Central Station | | 1 | | | 1 |
| EAST RIDGE RETIREMENT VILLAGE INC | | 1 | | | 1 |
| ROYAL CARE MEDICAL CENTER | | | 1 | 100% | 1 |
| TANGLEWOOD MANOR | | 1 | | | 1 |
| SPECTRUM LUDINGTON | | | 1 | 100% | 1 |
| CENTRAL TX MEDICAL CENTER - LAB | | | 1 | 100% | 1 |
| CFCH - FROSTPROOF | | | 1 | 100% | 1 |
| NEMOURS CHILDREN'S PRIMARY CARE | | | 1 | 100% | 1 |
| ASCENSION ST VINCENT'S MEDICAL CENTER | | | 1 | 100% | 1 |
| JOSEPH SCHENKER MD PC | | 1 | | | 1 |
| Princeton Place | | | 1 | 100% | 1 |
| BLOSSOMS ASSISTED LIVING 1 LLC | | | 1 | 100% | 1 |
| Ramsey Village | | 1 | | | 1 |
| FAITH FAMILY PRACTICE | | | 1 | 100% | 1 |
| CQUENTIA NGS, LLC | | | 1 | 100% | 1 |
| HEARTLAND OF ZEPHYRHILLS FL, LLC | | | 1 | 100% | 1 |
| ANMED HEALTH MEDICAL CENTER | | | 1 | 100% | 1 |
| ADVENTHEALTH MEDICAL GROUP FAMILY AND INTERNAL | | | 1 | 100% | 1 |
| THE CHRIST HOSPITAL | | | 1 | 100% | 1 |
| CVS CA9715POCT THOUSAND OAKS | | 1 | | | 1 |
| Kroger 647 - The Little Clinic Newnan Crossings | | | 1 | 100% | 1 |
| OMNICARE PHARMACY OF TEXAS 1, LP | | 1 | | | 1 |

COVID-19: testing by laboratory

Data through Jan 31, 2021 verified as of Feb 1, 2021 at 09:25 AM

Data in this report are provisional and subject to change.

The numbers in the table below represent the number of Florida and non-Florida residents for whom test results were received by the Department of Health. A person can be tested by more than one laboratory and can have both positive and negative results. **Therefore, the sum of the numbers in each column will be larger than the total number of people tested.**

| Reporting lab | Inconclusive | Negative | Positive | Percent positive | Total |
|---|--------------|----------|----------|------------------|-------|
| MILFORD REGIONAL HOSPITAL | | | 1 | 100% | 1 |
| CHRISTUS SPOHN HOSPITAL | | | 1 | 100% | 1 |
| CITRUS DERMATOLOGY | | | 1 | 100% | 1 |
| VANDERBILT UNIVERSITY MEDICAL CENTER | | | 1 | 100% | 1 |
| MINUTECLINIC DIAG OF IND, LLC #4368 | | 1 | | | 1 |
| USCG AIR STATION CLEARWATER CLINIC | | | 1 | 100% | 1 |
| WALGREENS # 12338 | | 1 | | | 1 |
| Pinnacle Assisted Living | | | 1 | 100% | 1 |
| Waters of Covington | | 1 | | | 1 |
| MEMORIAL HEALTH UNIVERSITY MEDICAL CENTER | | | 1 | 100% | 1 |
| Carrollton Manor Inc | | 1 | | | 1 |
| FRESENIUS SOUTH FORT MYERS | | 1 | | | 1 |
| Buena Vista Care Center | | 1 | | | 1 |
| LEELANAU OPCO, LLC | | 1 | | | 1 |
| DIXIE REGIONAL MEDICAL CENTER | | | 1 | 100% | 1 |
| MIDWAY SPECIALTY CARE CENTER INC | | 1 | | | 1 |
| Walgreens #9890 | | 1 | | | 1 |
| MAINE HEALTH AND ENVIRONMENTAL TESTING LABORATORY | | | 1 | 100% | 1 |
| SILVER SPRINGS SHORES DIALYSIS | | | 1 | 100% | 1 |
| Raleigh Center (WV) | | | 1 | 100% | 1 |
| US LABORATORIES | | | 1 | 100% | 1 |
| LAKE VIEW COURT | | 1 | | | 1 |
| BLACK STALLION WALK IN AND EXERCISE CLINICS LLC | | 1 | | | 1 |
| MINUTE CLINIC LLC #1909 | | 1 | | | 1 |
| Big River Nursing and Rehab | | 1 | | | 1 |
| KEY WEST BRANCH MEDICAL CLINIC | | | 1 | 100% | 1 |
| ISLAND NURSING HOME | | | 1 | 100% | 1 |
| NORTH SHORE HEMATOLOGY-ONCOLOGY ASSOCIATES PC | | 1 | | | 1 |
| ADVANCE CARDIOVASCULAR IMAGING, INC | | | 1 | 100% | 1 |
| BRISTOL REGINAL MEDICAL CENTER | | | 1 | 100% | 1 |
| HEALTH GUAGE | | | 1 | 100% | 1 |
| BAPTIST MINOR MEDICAL CENTER | | | 1 | 100% | 1 |
| CVS M08595POCT RAYMORE | | 1 | | | 1 |
| MEDICAL CITY NORTH HILLS | | | 1 | 100% | 1 |
| THEDACARE FAMILY MEDICINE GATEWAY | | | 1 | 100% | 1 |
| NORTH COUNTRY FAMILY HEALTH CENTER INC | | 1 | | | 1 |
| PRISMA HEALTH TUOMEY LABORATORY | | | 1 | 100% | 1 |
| HARBOR BEACH NURSING AND REHABILITATION CENTER | | | 1 | 100% | 1 |
| SOLARIS HEALTHCARE PLANT CITY | | 1 | | | 1 |
| BLOOD SYSTEMS LABORATORIES | | | 1 | 100% | 1 |
| USF PHYSICIANS GROUP | | | 1 | 100% | 1 |
| MINUTECLINIC DIAGNOSTIC OF VIRGINIA, LLC #1416 | | 1 | | | 1 |
| GSM OCED Subsection | | | 1 | 100% | 1 |
| SOUTHERN SPRINGS HEALTH CARE | | 1 | | | 1 |
| Kroger - KRO01100688 | | | 1 | 100% | 1 |
| ACCESS FAMILY CARE LLC | | | 1 | 100% | 1 |

COVID-19: testing by laboratory

Data through Jan 31, 2021 verified as of Feb 1, 2021 at 09:25 AM

Data in this report are provisional and subject to change.

The numbers in the table below represent the number of Florida and non-Florida residents for whom test results were received by the Department of Health. A person can be tested by more than one laboratory and can have both positive and negative results. **Therefore, the sum of the numbers in each column will be larger than the total number of people tested.**

| Reporting lab | Inconclusive | Negative | Positive | Percent positive | Total |
|--|--------------|----------|----------|------------------|-------|
| GOOD SAMARITAN SOCIETY-FOREST CITY | | 1 | | | 1 |
| RIVERTON CBOC | | | 1 | 100% | 1 |
| YOUR KIDS URGENT CARE | | | 1 | 100% | 1 |
| VISTA DEL SOL MED ASSOC | | 1 | | | 1 |
| OMNI HEALTHCARE INC | | | 1 | 100% | 1 |
| El Paso Health Care Center | | | 1 | 100% | 1 |
| LIFE CARE CENTER OF GWINNETT | | 1 | | | 1 |
| PUTNAM CO HOSPITAL-D/B/A ASBURY TOWERS | | 1 | | | 1 |
| PALM SPRINGS GENERAL HOSPITAL | | | 1 | 100% | 1 |
| ULTIMATE ANALYSIS LABORATORY | | | 1 | 100% | 1 |
| MIAMI CHILDRENS HOSPITAL MIDTOWN OUTPATIENT CENTER | | | 1 | 100% | 1 |
| Good Samaritan Society-Atkinson | | 1 | | | 1 |
| Villa Maria | | | 1 | 100% | 1 |
| Bivins Pointe | | | 1 | 100% | 1 |
| PASCO COUNTY HEALTH DEPARTMENT | | | 1 | 100% | 1 |
| OPTIMAL MEDICINE INC | | 1 | | | 1 |
| ALLIED PHYSICIANS GROUP | | 1 | | | 1 |
| FOUNDATION LABORATORY | | | 1 | 100% | 1 |
| USC VERDUGO HILLS HOSPITAL | | | 1 | 100% | 1 |
| SHANNON CLARK OD, PA | | | 1 | 100% | 1 |
| Kroger 409 - The Little Clinic Hebron Marketplace | | | 1 | 100% | 1 |
| MDS PHARMA SERVICES | | 1 | | | 1 |
| SUMMERFIELD PAIN MANAGEMENT | | | 1 | 100% | 1 |
| ST MICHAEL'S ELITE MEDICAL HOSPITAL | | | 1 | 100% | 1 |
| THYROID SPECIALTY LABORATORY | | | 1 | 100% | 1 |
| TRIPLE O RESEARCH INSTITUTE PA | | | 1 | 100% | 1 |
| LEGACY ER AND URGENT CARE | | | 1 | 100% | 1 |
| CLARKSVILLE MANOR INC | | 1 | | | 1 |
| METHODISM MIDLOTHIAN MEDICAL CENTER | | | 1 | 100% | 1 |
| NEW ULM MEDICAL CENTER | | | 1 | 100% | 1 |
| ALTA BATES SUMMIT MEDICAL CENTER CLINICAL LAB | | | 1 | 100% | 1 |
| CLIFTON-FINE HOSPITAL LABORATORY | | 1 | | | 1 |
| COLONIAL VILLA GOOD SAMARITAN CENTER | | 1 | | | 1 |
| PRIORITY CARE LLC | | | 1 | 100% | 1 |
| BAYFRONT CARDIOVASCULAR ASSOCIATES | | | 1 | 100% | 1 |
| Walgreens #5421 | | 1 | | | 1 |
| EASTSIDE MEDICAL CLINIC | | 1 | | | 1 |
| Carington Park | | | 1 | 100% | 1 |
| STEAMBOAT EMERGENCY CENTER | | | 1 | 100% | 1 |
| Bolingreen Health and Rehabilitation | | 1 | | | 1 |
| WINDSOR AT OCALA | | | 1 | 100% | 1 |
| REGIONAL MEDICAL LABORATORY | | | 1 | 100% | 1 |
| ManorCare Rehab Center of Marietta | | 1 | | | 1 |
| NYU WINTHROP LABORATORY | | 1 | | | 1 |
| SEACOAST PATHOLOGY PROFESSIONAL ASSOC | | 1 | | | 1 |
| EDGAR PRICE FAMILY & CHILDREN HEALTHCARE CENTER | | | 1 | 100% | 1 |

COVID-19: testing by laboratory

Data through Jan 31, 2021 verified as of Feb 1, 2021 at 09:25 AM

Data in this report are provisional and subject to change.

The numbers in the table below represent the number of Florida and non-Florida residents for whom test results were received by the Department of Health. A person can be tested by more than one laboratory and can have both positive and negative results. **Therefore, the sum of the numbers in each column will be larger than the total number of people tested.**

| Reporting lab | Inconclusive | Negative | Positive | Percent positive | Total |
|---|--------------|----------|----------|------------------|-------|
| MEDEXPRESS URGENT CARE - LAWRENCE | | 1 | | | 1 |
| PHYSICIANS PRIMARY CARE LEHIGH PEDS | | | 1 | 100% | 1 |
| COLONIAL MEDICAL CENTER-EAST ORLANDO | | | 1 | 100% | 1 |
| TILLAMOOK COUNTY GENERAL HOSPITAL LAB | | 1 | | | 1 |
| WELLSNOW URGENT CARE-OSWEGO | | | 1 | 100% | 1 |
| Walgreens #9278 | | 1 | | | 1 |
| Victory Health and Rehabilitation | | | 1 | 100% | 1 |
| CFHC - FROSTPROOF | | | 1 | 100% | 1 |
| WOMENS CARE FLORIDA LLC | | | 1 | 100% | 1 |
| CORDOVA FAMILY PRACTICE | | | 1 | 100% | 1 |
| Masonic Medical Research Institute | | | 1 | 100% | 1 |
| Kroger 368 - The Little Clinic Frankfort West | | 1 | | | 1 |
| IRA FIALKO DO | | | 1 | 100% | 1 |
| EXCEPTIONAL EMERGENCY CENTER | | | 1 | 100% | 1 |
| AZALEALAND NURSING HOME | | 1 | | | 1 |
| Kroger 539 - The Little Clinic Memorial Blvd. | | 1 | | | 1 |
| CVS CA9606POCT TEMECULA | | 1 | | | 1 |
| RIVERSIDE MEDICAL CENTER | | 1 | | | 1 |
| CLINICAL LABORATORY DEPARTMENT | | | 1 | 100% | 1 |
| FLAGLER PROFESSIONAL HEALTH CARE SERVICES INC | | 1 | | | 1 |
| ANDREWS | | | 1 | 100% | 1 |
| CLINTON DRUG STORE | | 1 | | | 1 |
| CUSTOM SCRIPTS PHARMACY | | 1 | | | 1 |
| STEWART FLORIDA ALF, INC | | | 1 | 100% | 1 |
| LAB. CORP. OF AMERICA | | | 1 | 100% | 1 |
| ENZO LABS INC | | | 1 | 100% | 1 |
| CHILDREN'S MEMORIAL HOSPITAL | | | 1 | 100% | 1 |
| MINUTECLINIC DIAGNOSTIC, PA | | 1 | | | 1 |
| Kroger 907 - The Little Clinic Holland | | 1 | | | 1 |
| HEALTH EXPRESS | | 1 | | | 1 |
| PSL JAX BEACH OPERATIONS LLC | | | 1 | 100% | 1 |
| SHAH | | | 1 | 100% | 1 |
| BHA TITUSVILLE CLINIC | | | 1 | 100% | 1 |
| Heartland of Perrysburg | | 1 | | | 1 |
| DORA HOME CARE | | | 1 | 100% | 1 |
| CONWAY - SHERWOOD URGENT CARE | | | 1 | 100% | 1 |
| SANFORD LABORATORIES WATERTOWN | | | 1 | 100% | 1 |
| IDAHO HEALTH DEPARTMENT | | | 1 | 100% | 1 |
| PALMA CEIA MED GROUP-SWANN | | 1 | | | 1 |
| HANCOCK REGIONAL HOSPITAL | | 1 | | | 1 |
| Oakview Manor Health and Rehab | | 1 | | | 1 |
| Imperial Healthcare Centre | | | 1 | 100% | 1 |
| GADSDEN COUNTY HEALTH DEPARTMENT | | | 1 | 100% | 1 |
| EDWARD S BENNETT MD PLLC | | 1 | | | 1 |
| BEAUMONT REFERENCE LABORATORY | | | 1 | 100% | 1 |
| CVS IN5696POCT FORT WAYNE | | 1 | | | 1 |

COVID-19: testing by laboratory

Data through Jan 31, 2021 verified as of Feb 1, 2021 at 09:25 AM

Data in this report are provisional and subject to change.

The numbers in the table below represent the number of Florida and non-Florida residents for whom test results were received by the Department of Health. A person can be tested by more than one laboratory and can have both positive and negative results. **Therefore, the sum of the numbers in each column will be larger than the total number of people tested.**

| Reporting lab | Inconclusive | Negative | Positive | Percent positive | Total |
|--|--------------|----------|----------|------------------|-------|
| Oak Hill Health & Rehabilitation Center | | | 1 | 100% | 1 |
| ADVANCE GASTROENTEROLOGY | | | 1 | 100% | 1 |
| Riverside Nursing & Rehabilitation Center | | 1 | | | 1 |
| CVS IL8751POCT CHICAGO | | 1 | | | 1 |
| MEDEXPRESS-DOVER | | 1 | | | 1 |
| FLORIDA DEPARTMENT OF HEALTH SEMINOLE COUNTY | | 1 | | | 1 |
| Ravenwood Specialty Care | | 1 | | | 1 |
| PROGENESIS INC | | | 1 | 100% | 1 |
| Manassas Health & Rehab | | | 1 | 100% | 1 |
| CLINICAL MICROBIOLOGY LAB FAIRVIEW UNIVERSITY HOSPITAL | | | 1 | 100% | 1 |
| TALLAHASSEE DIALYSIS | | 1 | | | 1 |
| SANTA CLARA VALLEY MEDICAL CENTER | | | 1 | 100% | 1 |
| PROVIDENCE HOSPITAL | | | 1 | 100% | 1 |
| ADVANCE MD CARE | | | 1 | 100% | 1 |
| WELLPATH | | | 1 | 100% | 1 |
| THE EDGEWATER AND WATERMAN VILLAGE | | | 1 | 100% | 1 |
| A G RHODES HOME AT WESLEY WOODS | | 1 | | | 1 |
| HOLYOKE MEDICAL CENTER | | | 1 | 100% | 1 |
| Accordius Health at Gastonia | | | 1 | 100% | 1 |
| EAST COAST INSTITUTE FOR RESEARCH LLC | | | 1 | 100% | 1 |
| NEMOURS CHILDRENS URGENT CARE | | | 1 | 100% | 1 |
| SUNY AT STONY BROOK | | | 1 | 100% | 1 |
| Niles Nursing and Rehab. Center | | 1 | | | 1 |
| CVS MA2297677CV BOSTON | | 1 | | | 1 |
| TALLAHASSEE MEMORIAL HEALTHCARE | | | 1 | 100% | 1 |
| PARKWAY REGIONAL MEDICAL CENTER LAB | | | 1 | 100% | 1 |
| URGENT TEAM MANAGEMENT OF TENNESSEE, L | | | 1 | 100% | 1 |
| BAPTIST HEALTH MEDICAL PLAZA | | | 1 | 100% | 1 |
| CVS AZ5026POCT MESA | | 1 | | | 1 |
| DEVITA | | 1 | | | 1 |
| PEDRO L ORTEGA MD PA | | | 1 | 100% | 1 |
| SUN CITY DIAGNOSTIC CENTER | | | 1 | 100% | 1 |
| BRIDGEWATER PARK ASSISTED LIVING LLC | | | 1 | 100% | 1 |
| LOUNDY | | 1 | | | 1 |
| WELLINGTON WEST 100176 | | | 1 | 100% | 1 |
| PALM BEACH DIABETES AND ENDOCRINE SPECIALISTS, PA | | | 1 | 100% | 1 |
| EXACCARE KINGSTON, LLC | | | 1 | 100% | 1 |
| MINUTECLINIC DIAGNOSTIC OF KANSAS, PC | | 1 | | | 1 |
| SYNAPSE ANALYTICAL LABS | | 1 | | | 1 |
| SUNCREST OMNI | | 1 | | | 1 |
| ATHENS MEDICAL CENTER | | | 1 | 100% | 1 |
| ALL PRO ORTHOPEDICS & SPORTS MEDICINE, PA | | | 1 | 100% | 1 |
| Kroger - KRO03400316 | | | 1 | 100% | 1 |
| Ashland Place Health and Rehabilitation, LLC | | 1 | | | 1 |
| CVS DC1340POCT WASHINGTON | | 1 | | | 1 |
| HSRE-ASL CASSELBERRY TRS, LLC | | | 1 | 100% | 1 |

COVID-19: testing by laboratory

Data through Jan 31, 2021 verified as of Feb 1, 2021 at 09:25 AM

Data in this report are provisional and subject to change.

The numbers in the table below represent the number of Florida and non-Florida residents for whom test results were received by the Department of Health. A person can be tested by more than one laboratory and can have both positive and negative results. **Therefore, the sum of the numbers in each column will be larger than the total number of people tested.**

| Reporting lab | Inconclusive | Negative | Positive | Percent positive | Total |
|--|--------------|----------|----------|------------------|-------|
| CAROMONT HEALTH | | | 1 | 100% | 1 |
| HENRICO DOCTOR'S LABORATORY | | | 1 | 100% | 1 |
| IVAN, MAYA | | | 1 | 100% | 1 |
| CVS IL2297144CV CHICAGO | | 1 | | | 1 |
| DEPARTMENT OF HEALTH SERVICES | | | 1 | 100% | 1 |
| CVS SC2736POCT MURRELLS INLET | | 1 | | | 1 |
| FLORIDA HOSPITAL TRANSPLANT CENTER | | 1 | | | 1 |
| NORTH CAROLINA STATE LABORATORY OF PUBLIC HEALTH, SPECTRUM LAB NETWORK | | | 1 | 100% | 1 |
| HAWAII DEPARTMENT OF HEALTH LAB | | | 1 | 100% | 1 |
| THE LITTLE CLINIC LLC | | | 1 | 100% | 1 |
| PRINCIPLE DIAGNOSTICS LLC | | | 1 | 100% | 1 |
| HEALTHCARE ASSOCIATES OF IRVING, LLP | | | 1 | 100% | 1 |
| Parkside Manor | | 1 | | | 1 |
| HARDIN MEMORIAL HOSPITAL - HEARTLAND PATHOLOGY CONSULTANTS | | | 1 | 100% | 1 |
| Cortland Acres Association | | 1 | | | 1 |
| TUNIS STREET GROUP HOME | | 1 | | | 1 |
| American Fork Care Center dba Heritage Care Center | | 1 | | | 1 |
| VIVEX/UMTB BIOMEDICAL | | | 1 | 100% | 1 |
| MALUHIA | | 1 | | | 1 |
| Eddy Memorial Geriatric Center | | 1 | | | 1 |
| QUEST INC | | | 1 | 100% | 1 |
| FLORIDA HEART AND VASCULAR MULTISPECIALTY GROUP PA | | | 1 | 100% | 1 |
| Trucare Living Centers - Columbus | | 1 | | | 1 |
| ADVENTHEALTH HOME CARE WATERMAN | | | 1 | 100% | 1 |
| Mountain City Care and Rehabilitation Center | | 1 | | | 1 |
| SEASONS HOSPICE AND PALLIATIVE CARE OF | | | 1 | 100% | 1 |
| BAYOU URGENT CARE | | | 1 | 100% | 1 |
| CLEVELAND CLINIC OUTPATIENT LABORATORY | | | 1 | 100% | 1 |
| LANCASHIRE HALL NURSING AND REHABILITATION CENTER | | 1 | | | 1 |
| ADVENTHEALTH MEDICAL GROUP OBSTETRICS | | | 1 | 100% | 1 |
| NEMOURS CHILDREN'S HOSPITAL | | | 1 | 100% | 1 |
| HELGEMO & LIOU PEDIATRICS | | | 1 | 100% | 1 |
| CVS OH4359POCT HUDSON | | 1 | | | 1 |
| ANSWERS RESOURCE FACILITY | | 1 | | | 1 |
| KIOSK MEDICINE KENTUCKY LLC | | 1 | | | 1 |
| MEDICAL CENTER OF CENTRAL GEORGIA | | | 1 | 100% | 1 |
| SAINT BARNABAS MEDICAL CENTER | | 1 | | | 1 |
| RICHICHI FAMILY HEALTH | | | 1 | 100% | 1 |
| EMERGENCY CARE SERVICES LAB AT JFK MEDICAL CENTER | | | 1 | 100% | 1 |
| Kroger 596 - The Little Clinic Brentwood | | 1 | | | 1 |
| WILMINGTON NURSING AND REHAB | | | 1 | 100% | 1 |
| VIVIAN SIMMONS FAMILY PRACTICE | | | 1 | 100% | 1 |
| CVS OH6167POCT ASHLAND | | 1 | | | 1 |
| CELEBRATION FAMILY PHYSICIANS LLC | | | 1 | 100% | 1 |
| CELEBRATION HOSPITAL | | | 1 | 100% | 1 |
| Central Park Healthcare & Rehabilitation Center | | 1 | | | 1 |

COVID-19: testing by laboratory

Data through Jan 31, 2021 verified as of Feb 1, 2021 at 09:25 AM

Data in this report are provisional and subject to change.

The numbers in the table below represent the number of Florida and non-Florida residents for whom test results were received by the Department of Health. A person can be tested by more than one laboratory and can have both positive and negative results. **Therefore, the sum of the numbers in each column will be larger than the total number of people tested.**

| Reporting lab | Inconclusive | Negative | Positive | Percent positive | Total |
|---|--------------|----------|----------|------------------|-------|
| Baypoint Healthcare Center | | | 1 | 100% | 1 |
| DR. G'S URGENT CARE | | | 1 | 100% | 1 |
| HUNEYCUTT FAMILY PRACTICE | | | 1 | 100% | 1 |
| JACKSON MADISON CO. GEN. HOSPITAL | | | 1 | 100% | 1 |
| FLORIDA HOME HEALTH | | | 1 | 100% | 1 |
| Kroger 328 - The Little Clinic Henderson Road | | 1 | | | 1 |
| DOCTORS HOSPITAL OF LAREDO | | | 1 | 100% | 1 |
| SURGERY CENTER, THE | | | 1 | 100% | 1 |
| West Bay of Tampa Center | | | 1 | 100% | 1 |
| ALPHA 1 ANTITRYPSIN RESEARCH PROGRAM | | | 1 | 100% | 1 |
| Kroger 524 - The Little Clinic Iron Bridge Road | | 1 | | | 1 |
| GAMMA DIAGNOSTIC LAB LLC | | | 1 | 100% | 1 |
| SUMMIT LABORATORY | | | 1 | 100% | 1 |
| ROYAL PALM PEDIATRICS | | | 1 | 100% | 1 |
| CVS NV9841POCT RENO | | | 1 | 100% | 1 |
| LAMARQUE DIALYSIS | | | 1 | 100% | 1 |
| ASHLEY CLINICAL DIAGNOSTIC LABORATORY | | | 1 | 100% | 1 |
| SONNI'S PEDIATRICS | | | 1 | 100% | 1 |
| NORTH WEST FLORIDA DIAGNOSTIC ENOCRINOLOGY CLINIC | | | 1 | 100% | 1 |
| PANCARE HEALTH - BRUCE | | | 1 | 100% | 1 |
| ADVANCED RESEARCH AND DIAGNOSTIC LABORATORY UNIVERSITY OF MINNESOTA | | | 1 | 100% | 1 |
| Kroger 379 - The Little Clinic Stony Brook | | 1 | | | 1 |
| NSPIRE HEALTHCARE PLANTATION | | | 1 | 100% | 1 |
| CERMAK HEALTH SERVICES | | | 1 | 100% | 1 |
| CARLOS F FUSTER MD PA | | 1 | | | 1 |
| VISTA LAKE ASSISTED LIVING | | | 1 | 100% | 1 |
| DUKE UNIVERSITY POINT OF CARE TESTING PROGRAM | | | 1 | 100% | 1 |
| PALM BEACH COUNTY HEALTH DEPT. | | | 1 | 100% | 1 |
| FAMILY MEDICAL CENTERS | | | 1 | 100% | 1 |
| WESTOX LABS | | 1 | | | 1 |
| METROPOLITAN | | | 1 | 100% | 1 |
| CVS TX1057POCT SAN ANTONIO | | 1 | | | 1 |
| RHODE ISLAND DEPARTMENT OF HEALTH LABORATORIES | | | 1 | 100% | 1 |
| CHATSWORTH ASSISTED LIVING COMMUNITY AT PGA NATIONAL | | | 1 | 100% | 1 |
| LAKE COMMUNITY ACTION AGENCY | | 1 | | | 1 |
| PENNY PEDIATRICS | | 1 | | | 1 |
| ORCHID TERRACE | | 1 | | | 1 |
| Kroger 390 - The Little Clinic North College Hill | | 1 | | | 1 |
| AVALON MEDICAL GROUP | | | 1 | 100% | 1 |
| CHI ST. LUKE'S HEALTH BCM MEDICAL CENTER | | | 1 | 100% | 1 |
| QUALITY LAB | | | 1 | 100% | 1 |
| ADVANCED MEDICAL LABORATORIES (AML) | | | 1 | 100% | 1 |
| INDIGO PALMS | | | 1 | 100% | 1 |
| SUN CLINICAL LABORATORIES | | | 1 | 100% | 1 |
| NORTH OKALOOSA CLINIC CORP | | 1 | | | 1 |
| ESCANDON DIAGNOSTIC CLINIC | | | 1 | 100% | 1 |

COVID-19: testing by laboratory

Data through Jan 31, 2021 verified as of Feb 1, 2021 at 09:25 AM

Data in this report are provisional and subject to change.

The numbers in the table below represent the number of Florida and non-Florida residents for whom test results were received by the Department of Health. A person can be tested by more than one laboratory and can have both positive and negative results. **Therefore, the sum of the numbers in each column will be larger than the total number of people tested.**

| Reporting lab | Inconclusive | Negative | Positive | Percent positive | Total |
|---|--------------|----------|----------|------------------|-------|
| POUDRE VALLEY HOSPITAL | | | 1 | 100% | 1 |
| PALM COAST DIALYSIS | | 1 | | | 1 |
| JAX FAMILY CARE | | 1 | | | 1 |
| LITTLE FALLS HOSPITAL LABORATORY | | 1 | | | 1 |
| PARKRIDGE MEDICAL CENTER | | | 1 | 100% | 1 |
| BEAUMONT HOSPITAL | | | 1 | 100% | 1 |
| VAULT MEDICAL SERVICES | | | 1 | 100% | 1 |
| OPTUM MEDICAL CLINIC IN ROCKRIMMON | | | 1 | 100% | 1 |
| Remarkable Healthcare Dallas | | | 1 | 100% | 1 |
| ST. VINCENT HOSPITAL | | | 1 | 100% | 1 |
| CMC MERCY LABORATORY | | | 1 | 100% | 1 |
| BATESVILLE - SHERWOOD URGENT CARE | | | 1 | 100% | 1 |
| AESTHETIC PHYSICIANS PC | | | 1 | 100% | 1 |
| Smg At Bridgewater Family Medicine | | 1 | | | 1 |
| LANGLADE | | | 1 | 100% | 1 |
| MID FLORIDA DERMATOLOGY ASSOCIATES PA | | | 1 | 100% | 1 |
| PROGRESSIVE URGENT CARE, PC | | | 1 | 100% | 1 |
| GALVESTON COUNTY HEALTH DISTRICT | | | 1 | 100% | 1 |
| COASTAL ER IX, PHYSICIANS PREMIER | | | 1 | 100% | 1 |
| PEDIATRIC PARTNERS ZEPHYRHILLS | | | 1 | 100% | 1 |
| THE LITTLE CLINIC, LLC | | | 1 | 100% | 1 |
| ORDRS, INC. | | | 1 | 100% | 1 |
| LAB TEST KENDALL LLC | | 1 | | | 1 |
| Heritage of Red Cloud | | 1 | | | 1 |
| MEDICAL ASSOCIATES OF CARTER | | 1 | | | 1 |
| MID AMERICA CLINICAL LABS | | | 1 | 100% | 1 |
| MEDICAL LIFE-INC GUIDEWELL EMERGENCY MEDICINE | | | 1 | 100% | 1 |
| SAINT JOSEPH'S HOSPITAL AND MEDICAL CENTER | | 1 | | | 1 |
| MEDEXPRESS URGENT CARE-BRENTWOOD | | 1 | | | 1 |
| Seal Rock Healthcare | | 1 | | | 1 |
| ROSLYN INTERNAL MEDICINE | | 1 | | | 1 |
| Life Care Center of Paradise Valley | | 1 | | | 1 |
| Woodstock Nursing and Rehabilitation Center | | 1 | | | 1 |
| SPORTS MEDICINE CLINIC - U OF WYOMING | | | 1 | 100% | 1 |
| SONORAN DESERT PATHOLOGY | | | 1 | 100% | 1 |
| UNIVERSITY OF TEXAS AT EL PASO, THE | | | 1 | 100% | 1 |
| MEMORIAL HOSPITAL WEST | | | 1 | 100% | 1 |
| CYPRESS CREEK DIALYSIS CTR | | | 1 | 100% | 1 |
| WEST DADE PEDIATRICS | | | 1 | 100% | 1 |
| CLINICAL PATHOLOGY LABORATORIES SOUTHEAST INC | | | 1 | 100% | 1 |
| HEALTHCARE AND REHAB OF SANFORD | | | 1 | 100% | 1 |
| PROVIDENCE ST. PATRICK HOSPITAL | | | 1 | 100% | 1 |
| ELEMENTS PHARMACY | | | 1 | 100% | 1 |
| KENT | | 1 | | | 1 |
| NEW YORK STATE DEPARTMENT OF HEALTH | | | 1 | 100% | 1 |
| CONNECTICUT PEDIATRICS @ CHC | | 1 | | | 1 |

COVID-19: testing by laboratory

Data through Jan 31, 2021 verified as of Feb 1, 2021 at 09:25 AM

Data in this report are provisional and subject to change.

The numbers in the table below represent the number of Florida and non-Florida residents for whom test results were received by the Department of Health. A person can be tested by more than one laboratory and can have both positive and negative results. **Therefore, the sum of the numbers in each column will be larger than the total number of people tested.**

| Reporting lab | Inconclusive | Negative | Positive | Percent positive | Total |
|--|--------------|----------|----------|------------------|-------|
| HATLEY HEALTH CARE, INC | | 1 | | | 1 |
| WEST BOCA MEDICAL CENTER | | | 1 | 100% | 1 |
| Wedgewood Manor | | 1 | | | 1 |
| ONslow COUNTY HEALTH DEPARTMENT | | | 1 | 100% | 1 |
| BAPTIST HOSPITAL EAST | | | 1 | 100% | 1 |
| Freedom Pointe at The Villages | | | 1 | 100% | 1 |
| FREEPORT ER DOX URGENT CARE | | 1 | | | 1 |
| Glenburn Home | | 1 | | | 1 |
| ST ANTHONY'S PINELLAS CARE CLINIC | | | 1 | 100% | 1 |
| MINUTECLINIC DIAGNOSTIC OF OHIO #6139 | | 1 | | | 1 |
| Maple Lane Nursing Home | | 1 | | | 1 |
| CVS IL2297652CV CHICAGO | | 1 | | | 1 |
| INDIAN RIDGE | | 1 | | | 1 |
| TITUS REGIONAL MEDICAL CENTER | | | 1 | 100% | 1 |
| KEY BISCAIYNE PEDIATRIC ASSOCIATES INC | | | 1 | 100% | 1 |
| SELECT SPECIALTY HOSPITAL - ORLANDO SOUTH | | | 1 | 100% | 1 |
| MERRILL GARDENS AT CHAMPIONSGATE | | | 1 | 100% | 1 |
| VITAL CARE | | | 1 | 100% | 1 |
| Orchid Cove at Naples | | | 1 | 100% | 1 |
| POETS WALK SARASOTA | | | 1 | 100% | 1 |
| Summit Medical Group Morristown Oncology | | 1 | | | 1 |
| NF Escambia, LLC DBA Olive BranchHealth and Rehabilitaion Center | | | 1 | 100% | 1 |
| ADVANCED CARDIOVASCULAR DIAGNOSTICS OF FL | | | 1 | 100% | 1 |
| SELECT MEDICAL CLINIC | | | 1 | 100% | 1 |
| SOMA MEDICAL CENTER PA #3 GREENACRES | | | 1 | 100% | 1 |
| Consulate Health Care of Tallahassee | | | 1 | 100% | 1 |
| ALABAMA REFERENCE LAB | | | 1 | 100% | 1 |
| SUPERKIDS PEDIATRICS | | | 1 | 100% | 1 |
| CAN COMMUNITY HEALTH LLC | | 1 | | | 1 |
| RAMBAM URGENT CARE | | | 1 | 100% | 1 |
| SOUTH DADE NURSING & REHABILITATION CENTER□ | | | 1 | 100% | 1 |
| AVON PARK CLUSTER | | 1 | | | 1 |
| ROBERTS WESLEYAN COLLEGE HEALTH CENTE | | 1 | | | 1 |
| DERMDX, DIV OF AURORA DIAGNOSTICS/BERNHARDT LAB | | 1 | | | 1 |
| CVS SC2497POCT LEXINGTON | | 1 | | | 1 |
| ARIZONA STATE LABORATORY | | | 1 | 100% | 1 |
| YUMA REGIONAL MEDICAL CENTER | | | 1 | 100% | 1 |
| Kroger 686 - The Little Clinic Farragut | | 1 | | | 1 |
| Bay View Nursing and Rehabilitation Center | | | 1 | 100% | 1 |
| GEORGE WASHINGTON UNIVERSITY HOSPITAL | | | 1 | 100% | 1 |
| SOUTH FLORIDA URGENT CARE CENTERS, LLC | | | 1 | 100% | 1 |
| Kroger 682 - The Little Clinic New Holland Market | | | 1 | 100% | 1 |
| Lenbrook | | 1 | | | 1 |
| ST CATHERINE HOSPITAL LABORATORY | | | 1 | 100% | 1 |
| ENCORE AT BOCA RATON, THE | | | 1 | 100% | 1 |
| Monument Health Strugis Care Center | | 1 | | | 1 |

COVID-19: testing by laboratory

Data through Jan 31, 2021 verified as of Feb 1, 2021 at 09:25 AM

Data in this report are provisional and subject to change.

The numbers in the table below represent the number of Florida and non-Florida residents for whom test results were received by the Department of Health. A person can be tested by more than one laboratory and can have both positive and negative results. **Therefore, the sum of the numbers in each column will be larger than the total number of people tested.**

| Reporting lab | Inconclusive | Negative | Positive | Percent positive | Total |
|---|--------------|----------|----------|------------------|-------|
| ABSOLUTE HEALTH INTERNAL MEDICINE AND PEDIATRICS | | 1 | | | 1 |
| FLORIDA ADVANCED MEDICAL AND DERM AESTHETICS LLC | | | 1 | 100% | 1 |
| PREMIER MOBILE HEALTH SERVICES, LLC | | | 1 | 100% | 1 |
| BREVARD FAMILY WALK IN CLINIC | | | 1 | 100% | 1 |
| WATERTOWN URGENT CARE | | 1 | | | 1 |
| ASSOCIATES IN INTERNAL MEDICINE PA | | | 1 | 100% | 1 |
| CVS TX3292POCT WYLIE | | 1 | | | 1 |
| KETTERING MEDICAL CENTER | | | 1 | 100% | 1 |
| BLACKBERRY CENTER, THE | | 1 | | | 1 |
| Arlington Care Center | | | 1 | 100% | 1 |
| AVERA SACRED HEART HOSPITAL | | | 1 | 100% | 1 |
| WEST FLORIDA MEDICAL ASSOCIATES, PA | | | 1 | 100% | 1 |
| Good Samaritan Society - Albion | | 1 | | | 1 |
| MEDEXPRESS URGENT CARE - TOPEKA, SW WANAMAKER RD | | 1 | | | 1 |
| COBLESKILL REGIONAL HOSPITAL | | 1 | | | 1 |
| MEDEXPRESS URGENT CARE - BENTONVILLE | | 1 | | | 1 |
| ADVENTHEALTH SENIOR CARE AT ORMOND | | | 1 | 100% | 1 |
| SAN JOSE CLINIC | | 1 | | | 1 |
| ST FRANCIS MEDICAL CENTER | | | 1 | 100% | 1 |
| NIBHA MEDIRATTA MD PL | | | 1 | 100% | 1 |
| CVS OH4300POCT STRONGSVILLE | | 1 | | | 1 |
| CVS IL5797POCT CAROL STREAM | | 1 | | | 1 |
| OSF SAINT FRANCIS MEDICAL CENTER | | | 1 | 100% | 1 |
| PROVIDENCE PORTLAND MEDICAL CENTER | | 1 | | | 1 |
| ST JOHN'S HOME CARE | | | 1 | 100% | 1 |
| GOOD SAMARITAN HOSPITAL | | | 1 | 100% | 1 |
| LABORATORIO BUENA SALUD | | | 1 | 100% | 1 |
| BUFFALO VAMC | | | 1 | 100% | 1 |
| ATHENA PLASTIC SURGERY | | 1 | | | 1 |
| APALACHEE CENTER INC | | 1 | | | 1 |
| ADVANCED LABORATORY SERVICES | | | 1 | 100% | 1 |
| NHC HealthCare St. Charles | | 1 | | | 1 |
| JACKSONVILLE VA OPC | | | 1 | 100% | 1 |
| Rio Grande City Nursing and Rehab Center | | | 1 | 100% | 1 |
| MEDEXPRESS URGENT CARE - ROSS TOWNSHIP | | 1 | | | 1 |
| MAYO CLINIC BEACHES PRIMARY CARE CTR | | 1 | | | 1 |
| DW MCMILLAN MEMORIAL HOSPITAL LABORATORY | | | 1 | 100% | 1 |
| MEDERI CARETENDERS VS OF SE FL LLC DBA | | | 1 | 100% | 1 |
| COMMONWEALTH OF VIRGINIA DIVISION OF CONSOLIDATED LABORATORY SERVICES | | | 1 | 100% | 1 |
| SUNCOAST COMMUNITY HEALTH CENTERS INC | | 1 | | | 1 |
| PATHOLOGY | | 1 | | | 1 |
| DISCOVERY AT HOME, LLC | | | 1 | 100% | 1 |
| EASTSIDE URGENT CARE | | | 1 | 100% | 1 |
| DIGESTIVE DISEASE CARE PC | | 1 | | | 1 |
| LAKE BALDWIN | | | 1 | 100% | 1 |
| Kroger 353 - The Little Clinic Harpers Point | | 1 | | | 1 |

COVID-19: testing by laboratory

Data through Jan 31, 2021 verified as of Feb 1, 2021 at 09:25 AM

Data in this report are provisional and subject to change.

The numbers in the table below represent the number of Florida and non-Florida residents for whom test results were received by the Department of Health. A person can be tested by more than one laboratory and can have both positive and negative results. **Therefore, the sum of the numbers in each column will be larger than the total number of people tested.**

| Reporting lab | Inconclusive | Negative | Positive | Percent positive | Total |
|---|--------------|----------|----------|------------------|-------|
| MINUTECLINIC, LLC #07876 | | | 1 | 100% | 1 |
| ADVENTHEALTH PHYSICIAN GROUP – APPLEWOOD | | | 1 | 100% | 1 |
| FALKVILLE HEALTHCARE | | 1 | | | 1 |
| CITRONELLE HEALTH AND REHABILITATION CENTER | | 1 | | | 1 |
| SOUTHERN WINDS | | | 1 | 100% | 1 |
| WELLCARE URGENT CARE | | | 1 | 100% | 1 |
| FRESENIUS KIDNEY CARE | | | 1 | 100% | 1 |
| PELICAN STATE OUTPATIENT CENTER | | | 1 | 100% | 1 |
| ASCENSION ST VINCENT'S - WESTSIDE | | | 1 | 100% | 1 |
| FIU HEALTH CARE CENTER | | | 1 | 100% | 1 |
| CORPUS CHRISTI MEDICAL CENTER | | | 1 | 100% | 1 |
| MARYLAND DEPARTMENT OF HEALTH AND MENTAL HYGIENE-LABORATORIES | | | 1 | 100% | 1 |
| Kroger 49 - The Little Clinic Wichita - 21st St. | | | 1 | 100% | 1 |
| MIL LAKE HEALTHCARE CENTER INC PEDIATRICS | | | 1 | 100% | 1 |
| SHAMRA MEDICAL LABORATORY | | | 1 | 100% | 1 |
| Kroger 127 - The Little Clinic Lakewood-Alameda | | 1 | | | 1 |
| SELF REGIONAL HEALTHCARE | | | 1 | 100% | 1 |
| SIGNATURE CARE MEMORIAL CITY | | | 1 | 100% | 1 |
| CHP COVID-19 (TX) | | | 1 | 100% | 1 |
| MISSION HOSPITAL – MEMORIAL CAMPUS | | | 1 | 100% | 1 |
| FAMILY PRACTICE ASSOCIATES | | 1 | | | 1 |
| DE TAR HOSPITAL | | | 1 | 100% | 1 |
| KINGWOOD EMERGENCY HOSPITAL | | | 1 | 100% | 1 |
| UMMC MIDTOWN CAMPUS | | | 1 | 100% | 1 |
| PCR DIAGNOSTICS | | | 1 | 100% | 1 |
| HILTON HEAD HOSPITAL/INPATIENT | | | 1 | 100% | 1 |
| MANOR CARE OF DELRAY BEACH FL LLC | | 1 | | | 1 |
| MEDICAL ASSOCIATES OF BREVARD LLC | | 1 | | | 1 |
| CONCORDIA MANOR | | | 1 | 100% | 1 |
| MEADOWS PARK HEALTH AND REHABILITATION | | 1 | | | 1 |
| KIOSK MEDICINE OF KENTUCKY LLC | | 1 | | | 1 |
| CARESPOT - LEE VISTA | | | 1 | 100% | 1 |
| MEDCOR CORPORATE CLINIC | | | 1 | 100% | 1 |
| Essex Center for Rehabilitation and Healthcare | | 1 | | | 1 |
| PUBLIX PHARMACY #0332 | | 1 | | | 1 |
| SISTERS MISSION | | | 1 | 100% | 1 |
| ALLIANCE LABORATORY SERVICES | | | 1 | 100% | 1 |
| CVS NJ617POCT CEDAR GROVE | | 1 | | | 1 |
| HUMC | | 1 | | | 1 |
| TRUMAN MEDICAL CENTER - HOSPITAL HILL | | | 1 | 100% | 1 |
| ALPHA CLINICAL LABORATORY CORP. | | | 1 | 100% | 1 |
| SOUTH FLORIDA RESEARCH ORGANIZATION | | | 1 | 100% | 1 |
| HACKENSACK UNIVERSITY MEDICAL CENTER | | 1 | | | 1 |
| MEDEXPRESS URGENT CARE - DANVILLE | | 1 | | | 1 |
| Kroger 673 - The Little Clinic Dallas | | | 1 | 100% | 1 |
| ADVENTHEALTH MEDICAL GROUP COMMUNITY MEDICINE | | | 1 | 100% | 1 |

COVID-19: testing by laboratory

Data through Jan 31, 2021 verified as of Feb 1, 2021 at 09:25 AM

Data in this report are provisional and subject to change.

The numbers in the table below represent the number of Florida and non-Florida residents for whom test results were received by the Department of Health. A person can be tested by more than one laboratory and can have both positive and negative results. **Therefore, the sum of the numbers in each column will be larger than the total number of people tested.**

| Reporting lab | Inconclusive | Negative | Positive | Percent positive | Total |
|--|--------------|----------|----------|------------------|-------|
| Holly Hill Healthcare Center | | | 1 | 100% | 1 |
| UNIVERSITY URGENT CARE | | | 1 | 100% | 1 |
| ST.ELIZABETH HEALTH CENTER | 1 | | | | 1 |
| SOUTHWEST ORLANDO FAMILY MEDICINE, PL | | | 1 | 100% | 1 |
| CARENOW URGENT CARE - SPRING | | | 1 | 100% | 1 |
| DEVLIN MANOR NURSING AND REHABILITATION | | 1 | | | 1 |
| MINNESOTA DEPARTMENT OF HEALTH LABORATORY | | | 1 | 100% | 1 |
| IZ MEDICAL | | 1 | | | 1 |
| RIVERSIDE COUNTY PUBLIC HEALTH LABORATORY | | | 1 | 100% | 1 |
| TCPA CLINICAL LABORATORIES | | | 1 | 100% | 1 |
| 1ST CHOICE URGENT CARE CENTER LLC | | | 1 | 100% | 1 |
| BROOKDALE VERO BEACH SOUTH AL | | 1 | | | 1 |
| CVS IL8753POCT CHICAGO | | 1 | | | 1 |
| SOUTHEASTERN HEALTH FACILITES, INC | | 1 | | | 1 |
| TAYLOR COUNTY HEALTH DEPARTMENT | | | 1 | 100% | 1 |
| OPTUM PRIMARY CARE | | | 1 | 100% | 1 |
| MARYLAND DEPARTMENT OF HEALTH AND MENTAL HYGIENE | | | 1 | 100% | 1 |
| Heritage Health of Peru | | | 1 | 100% | 1 |
| EVENTIDE LUTHERAN HOME | | 1 | | | 1 |
| KIDSVILLE PEDIATRICS III PA | | | 1 | 100% | 1 |
| INHEALTH LIFE SCIENCES LLC | | | 1 | 100% | 1 |
| WYOMING COUNTY DEPARTMENT OF HEALTH | | 1 | | | 1 |
| EMERSON HOSPITAL LABORATORY | | | 1 | 100% | 1 |
| MIAMI CEREBRAL PALSY RESIDENTIAL | | | 1 | 100% | 1 |
| NORTHWEST FLORIDA SPECIALTY PHYSICIANS LLC | | 1 | | | 1 |
| LOUIS STOKES CLEVELAND VA MEDICAL CENTER | | | 1 | 100% | 1 |
| Northern Nevada State Veterans Home | | 1 | | | 1 |
| OCEANVIEW NURSING AND REHABILITAION CENTER | | | 1 | 100% | 1 |
| UHEALTH CORAL SPRINGS | | | 1 | 100% | 1 |
| Kroger 970 - The Little Clinic Westfield | | | 1 | 100% | 1 |
| HEARTLAND REGIONAL MEDICAL CENTER | | 1 | | | 1 |
| ABBOTT LABORATORIES - OCCUPATIONAL HEALTH SERVICES | | | 1 | 100% | 1 |
| NORTH RIVER FAMILY HEALTH CENTER | | | 1 | 100% | 1 |
| ADAMS COUNTY HEALTH DEPARTMENT | | | 1 | 100% | 1 |
| MARTIN HEALTH PHYSICIAN GROUP | | | 1 | 100% | 1 |
| CAH ACQUISITION COMPANY 11 LLC | | | 1 | 100% | 1 |
| Rockcastle Health and Rehab | | 1 | | | 1 |
| JOSHUA E CHESIR MD | | 1 | | | 1 |
| OMAHA VA MEDICAL CENTER | | | 1 | 100% | 1 |
| TMH CANCER CENTER LABORATORY | | | 1 | 100% | 1 |
| DEACONESS URGENT CARE CENTER | | | 1 | 100% | 1 |
| BAPTIST HEALTH EXPRESS CARE | | | 1 | 100% | 1 |
| ROYAL OAK MEDICAL CENTER LLC DBA CHARACTER FAMILY | | | 1 | 100% | 1 |
| EAST FL CORE LAB | | | 1 | 100% | 1 |
| WALGREENS #06025 | | 1 | | | 1 |
| RAPID MEDLAB (002M0) | | 1 | | | 1 |

COVID-19: testing by laboratory

Data through Jan 31, 2021 verified as of Feb 1, 2021 at 09:25 AM

Data in this report are provisional and subject to change.

The numbers in the table below represent the number of Florida and non-Florida residents for whom test results were received by the Department of Health. A person can be tested by more than one laboratory and can have both positive and negative results. **Therefore, the sum of the numbers in each column will be larger than the total number of people tested.**

| Reporting lab | Inconclusive | Negative | Positive | Percent positive | Total |
|--|--------------|----------|----------|------------------|-------|
| Villages of St.Peters | | 1 | | | 1 |
| FLORIDA DEPARTMENT OF HEALTH PALM BEACH COUNTY | | | 1 | 100% | 1 |
| PALM COAST DRAW STATION/AMERICAN HEALTH ASSOCIATES | | 1 | | | 1 |
| LABONE | | 1 | | | 1 |
| HOME AIDE SVC OF EASTERN NY INC D/B/A | | 1 | | | 1 |
| PEDIATRIC PARTNERS OF ZEPHYRHILLS PA | | | 1 | 100% | 1 |
| MEMORIAL HOSPITAL - BELLEVILLE | | | 1 | 100% | 1 |
| Autumn Care of Suffolk | | 1 | | | 1 |
| DIXITKUMAR N MODI MD PA | | | 1 | 100% | 1 |
| CVS NC7213POCT MATTHEWS | | 1 | | | 1 |
| JOHN D. ARCHBOLD MEMORIAL HOSPITAL | | | 1 | 100% | 1 |
| STEWART MEDICAL GROUP INC | | | 1 | 100% | 1 |
| WALKIN MEDICAL URGENT CARE,NEW CITY | | | 1 | 100% | 1 |
| PUBLIX PHARMACY # 1236 | | | 1 | 100% | 1 |
| MICROBIOLOGY DEPARTMENT | | | 1 | 100% | 1 |
| CVS NC7057POCT SHELBY | | 1 | | | 1 |
| BSA PHYSICIANS GROUP, INC D/B/A BSA FAMILY MEDICAL | | | 1 | 100% | 1 |
| JP MORGAN CHASE HEALTH SERVICES | | | 1 | 100% | 1 |
| VILLAGES HEALTH SYSTEM, LLC, THE | | | 1 | 100% | 1 |
| Henry County Health and Rehabilitation | | 1 | | | 1 |
| Sherwood Oaks Health Center | | | 1 | 100% | 1 |
| UF KANAPAHA LAB BEAKER | | 1 | | | 1 |
| MED-LAKE LABORATORY, LLC | | | 1 | 100% | 1 |
| EAST END PEDIATRICS | | 1 | | | 1 |
| TEXAS HEALTH CARE | | | 1 | 100% | 1 |
| ASSOCIATES MD MEDICAL GROUP INC | | | 1 | 100% | 1 |
| Kingston Care Center of Fort Wayne | | 1 | | | 1 |
| MEDEXPRESS URGENT CARE - CABOT | | | 1 | 100% | 1 |
| MED & CO INVESTMENT LLC | | 1 | | | 1 |
| The Evangelical Lutheran Good Samaritan Society Prescott Village | | 1 | | | 1 |
| NEW YORK UNIVERSITY MEDICAL CENTER | | | 1 | 100% | 1 |
| Kroger 825 - The Little Clinic Dorothy Lane | | 1 | | | 1 |
| UNIVERSITY OF VERMONT MEDICAL CENTER | | | 1 | 100% | 1 |
| CENTRAL CAROLINA HOSPITAL | | | 1 | 100% | 1 |
| 2504-HOMEWOOD | | 1 | | | 1 |
| Kroger 57 - The Little Clinic Jay C Charlestown | | 1 | | | 1 |
| THE HEART HOSPITAL BAYLOR PLANO | | | 1 | 100% | 1 |
| UNITYPOINT HEALTH TRINITY | | | 1 | 100% | 1 |
| HEALTH PARTNERS REGIONAL HOSPITAL | | | 1 | 100% | 1 |
| CVS NE2741POCT LA VISTA | | 1 | | | 1 |
| RENOWN REGIONAL MEDICAL CENTER | | | 1 | 100% | 1 |
| Vi at Aventura | | 1 | | | 1 |
| MEDERI CARETENDERS | | | 1 | 100% | 1 |
| ALBANY MEDICAL CENTER | | | 1 | 100% | 1 |
| FLORIDA MEDICAL CLINIC, LLC | | | 1 | 100% | 1 |
| NORTH OKALOOSA PHYSICIAN GRP - WALK IN CLINIC | | | 1 | 100% | 1 |

COVID-19: testing by laboratory

Data through Jan 31, 2021 verified as of Feb 1, 2021 at 09:25 AM

Data in this report are provisional and subject to change.

The numbers in the table below represent the number of Florida and non-Florida residents for whom test results were received by the Department of Health. A person can be tested by more than one laboratory and can have both positive and negative results. **Therefore, the sum of the numbers in each column will be larger than the total number of people tested.**

| Reporting lab | Inconclusive | Negative | Positive | Percent positive | Total |
|--|--------------|----------|----------|------------------|-------|
| BAYLOR SCOTT AND WHITE MEDICAL CENTER -CENTENNIAL | | | 1 | 100% | 1 |
| HENRY FORD HOSPITAL | | | 1 | 100% | 1 |
| OCCUPATIONAL HEALTH CENTER | | 1 | | | 1 |
| MEDICAL ARTS LABORATORY | | | 1 | 100% | 1 |
| SEWALLS POINT PHARMACY INC | | | 1 | 100% | 1 |
| PREMIER PEDIATRICS | | | 1 | 100% | 1 |
| MID-SOUTH URGENT CARE, PLLC | | | 1 | 100% | 1 |
| BIOLOGICAL AND CHEMICAL EMERGENCIES LABORATORY | | | 1 | 100% | 1 |
| HOWELL BRANCH COURT | | | 1 | 100% | 1 |
| TRAVIS LEE THOMPSON MD | | | 1 | 100% | 1 |
| CVS NC3319POCT CHARLOTTE | | 1 | | | 1 |
| URGENT CARE OF KANSAS CITY | | | 1 | 100% | 1 |
| LP ELIZABETHTON | | 1 | | | 1 |
| CARENOW URGENT CARE-HENDERSONVILLE | | 1 | | | 1 |
| BLANCHARD VALLEY HOSPITAL LABORATORY | | | 1 | 100% | 1 |
| ORANGE PEDIATRICS PA | | | 1 | 100% | 1 |
| SYCAMORE MEDICAL CENTER-KETTERING HEALTH NETWORK | | | 1 | 100% | 1 |
| EXPRESS WALK IN MEDICAL CENTER | | | 1 | 100% | 1 |
| SOUTHEAST MISSOURI HOSPITAL | | 1 | | | 1 |
| BOCA CIEGA CENTER | | | 1 | 100% | 1 |
| CVS SC2250POCT COLUMBIA | | 1 | | | 1 |
| Kroger 97 - The Little Clinic Hutchinson | | 1 | | | 1 |
| UNIVERSITY OF SOUTH FLORIDA | | | 1 | 100% | 1 |
| BAYMEADOWS PEDIATRIC CARE | | 1 | | | 1 |
| ASCARATE DIALYSIS | | | 1 | 100% | 1 |
| C V S / PHARMACY #4396 | | 1 | | | 1 |
| PLANT CITY FAMILY CARE | | 1 | | | 1 |
| URGENTMED PLANTATION | | | 1 | 100% | 1 |
| WESTCOAST FAMILY PRACTICE | | 1 | | | 1 |
| Moab Regional Hospital | | | 1 | 100% | 1 |
| SHANNON MEDICAL CENTER | | | 1 | 100% | 1 |
| MODERN URGENT CARE | | | 1 | 100% | 1 |
| NORTH FLORIDA CHILD DEVELOPMENT, INC | | | 1 | 100% | 1 |
| Kroger 968 - The Little Clinic Colerain Township | | 1 | | | 1 |
| MINUTECLINIC LLC (2335) | | 1 | | | 1 |
| CLERMONT PEDIATRICS, PA | | | 1 | 100% | 1 |
| DIVERSE MEDICAL CARE LLC | | | 1 | 100% | 1 |
| Longwood Community Living Center | | 1 | | | 1 |
| Brookdale Southside | | | 1 | 100% | 1 |
| Courtenay Springs Village | | | 1 | 100% | 1 |
| COLOMBO'S PHARMACY | | 1 | | | 1 |
| CARE STATION MEDICAL GROUP | | 1 | | | 1 |
| CHILTON MEDICAL CENTER | | 1 | | | 1 |
| ODYSSEY HEALTH CARE OF MARION COUNTY LLC | | 1 | | | 1 |
| HOSPICE OF MARION COUNTY INC | | | 1 | 100% | 1 |
| Kroger 672 - The Little Clinic Bill Kennedy & Glenwood | | 1 | | | 1 |

COVID-19: testing by laboratory

Data through Jan 31, 2021 verified as of Feb 1, 2021 at 09:25 AM

Data in this report are provisional and subject to change.

The numbers in the table below represent the number of Florida and non-Florida residents for whom test results were received by the Department of Health. A person can be tested by more than one laboratory and can have both positive and negative results. **Therefore, the sum of the numbers in each column will be larger than the total number of people tested.**

| Reporting lab | Inconclusive | Negative | Positive | Percent positive | Total |
|--|--------------|----------|----------|------------------|-------|
| DOCTORS AFTER HOURS URGENT CARE CENTER | | | 1 | 100% | 1 |
| BAYLOR SCOTT & WHITE MEDICAL SURGICAL CLINIC | | | 1 | 100% | 1 |
| TITUSVILLE TOWERS ASSISTED LIVING | | 1 | | | 1 |
| ST. JOHN HOSPITAL & MEDICAL CENTER | | | 1 | 100% | 1 |
| ACCURATE HEALTH SERVICES CORP | | | 1 | 100% | 1 |
| SAINT ALPHONSUS REGIONAL MEDICAL CENTER | | | 1 | 100% | 1 |
| MAHONEY PEDIATRICS PA | | | 1 | 100% | 1 |
| MERCYONE DES MOINES MEDICAL CENTER | | | 1 | 100% | 1 |
| HARRIS URGENT CARE CENTER | | | 1 | 100% | 1 |
| UNLIMITED MEDICAL SERVICES OF FL PL DBA | | 1 | | | 1 |
| FAIRVIEW SOUTHDAL | | | 1 | 100% | 1 |
| Harbert Hills Academy Nursing Home | | 1 | | | 1 |
| BROOKDALE FORT MYERS LAKES PARK | | | 1 | 100% | 1 |
| PRIME CARE FAMILY MEDICINE | | | 1 | 100% | 1 |
| HEALTH NETWORK | | | 1 | 100% | 1 |
| CVS IL8750POCT CHICAGO | | 1 | | | 1 |
| BOLLES SCHOOL, THE | | | 1 | 100% | 1 |
| CACERES SPECIALIZED GYNECOLOGY | | 1 | | | 1 |
| MEDEXPRESS URGENT CARE - LINCOLN | | 1 | | | 1 |
| VA OPTOMETRY CLINIC | | | 1 | 100% | 1 |
| CVS IL1170POCT JOLIET | | 1 | | | 1 |
| Sage Bluff Health & Rehabilitation Center | | 1 | | | 1 |
| HYDE PARK MEDICAL CENTER | | 1 | | | 1 |
| SARASOTA MEMORIAL HOSPITAL | | 1 | | | 1 |
| POMPANO BEACH ARTIFICIAL KIDNEY CENTER | | | 1 | 100% | 1 |
| | | | 1 | 100% | 1 |
| PEDIATRIC ASSOCIATES - JACKSONVILLE | | | 1 | 100% | 1 |
| Kroger 388 - The Little Clinic Braelinn Village | | 1 | | | 1 |
| Manor Care Health Services- Wilmington | | | 1 | 100% | 1 |
| LRGHEALTHCARE | | 1 | | | 1 |
| OXY-GENLAB | | | 1 | 100% | 1 |
| Hillside Rehab and Care Center | | | 1 | 100% | 1 |
| CURA LABORATORY SERVICES | | | 1 | 100% | 1 |
| TAMPA HEALTH CARE PROVIDERS PA | | 1 | | | 1 |
| HEALTH CARE SERVICES LC | | | 1 | 100% | 1 |
| CARINGPLUS HOMECARE LLC | | | 1 | 100% | 1 |
| Elm Crest Senior Living Community | | 1 | | | 1 |
| Kroger 444 - The Little Clinic Dent | | 1 | | | 1 |
| ADVENTHEALTH MEDICAL GROUP ADULT AND SENIOR HEALTH | | | 1 | 100% | 1 |
| INNOVATIVE GENOMICS, LLC | | | 1 | 100% | 1 |
| Dulles Health and Rehab Center | | 1 | | | 1 |
| HIGHLANDS CLINICAL LABORATORY | | | 1 | 100% | 1 |
| PLEASANT RIDGE MANOR WEST | | 1 | | | 1 |
| DR PHILLIPS CENTER FOR WELLNESS | | 1 | | | 1 |
| MEDEXPRESS URGENT CARE - MARTINSVILLE | | 1 | | | 1 |
| EXPRESS PHARMACY INC | | 1 | | | 1 |

COVID-19: testing by laboratory

Data through Jan 31, 2021 verified as of Feb 1, 2021 at 09:25 AM

Data in this report are provisional and subject to change.

The numbers in the table below represent the number of Florida and non-Florida residents for whom test results were received by the Department of Health. A person can be tested by more than one laboratory and can have both positive and negative results. **Therefore, the sum of the numbers in each column will be larger than the total number of people tested.**

| Reporting lab | Inconclusive | Negative | Positive | Percent positive | Total |
|---|--------------|----------|----------|------------------|-------|
| NORTH COUNTY MEDICAL LAB | | | 1 | 100% | 1 |
| SOUTHERN FAMILY HEALTH | | | 1 | 100% | 1 |
| BROOKS REHAB | | | 1 | 100% | 1 |
| NORTH BROWARD MEDICAL CENTER | | | 1 | 100% | 1 |
| LADY OF THE SEA HOSPITAL LAB | | | 1 | 100% | 1 |
| RIDGEFIELD PEDIATRIC ASSOCIATES | | 1 | | | 1 |
| MEDIPLUS CLINIC, INC | | | 1 | 100% | 1 |
| ATMORE COMMUNITY HOSPITAL | | | 1 | 100% | 1 |
| OHIOHEALTH URGENT CARE | | | 1 | 100% | 1 |
| UMASS MEMORIAL/MARLBORO HOSPITAL | | | 1 | 100% | 1 |
| FLORIDA DIGESTIVE AND LIVER SPECIALISTS | | | 1 | 100% | 1 |
| KROGER 915 - THE LITTLE CLINIC ANDERSON | | | 1 | 100% | 1 |
| WINTER GARDEN CHILDREN'S HEALTH CENTERS | | | 1 | 100% | 1 |
| MEMORIAL HERMANN MEDICAL GROUP-ATASCOCITA PEDS | | | 1 | 100% | 1 |
| URGENT CARE CENTER OF PORT ORANGE LLC | | | 1 | 100% | 1 |
| Peninsula Nursing and Rehabilitation Center | | 1 | | | 1 |
| ANY LAB TEST NOW JACKSONVILLE | | 1 | | | 1 |
| NORTHERN KENTUCKY HEALTH DEPARTMENT | | | 1 | 100% | 1 |
| ADVANCED INDIVIDUALIZED MEDICINE OF NAPLES | | | 1 | 100% | 1 |
| WillowBrooke Court at Westminster Village | | 1 | | | 1 |
| ENCOMPASS HEALTH HOME HEALTH | | 1 | | | 1 |
| GATEWAY HEALTHCARE, PC | | | 1 | 100% | 1 |
| HAYS CLINICAL LAB | | | 1 | 100% | 1 |
| PEDIATRIC URGENT CARE CENTR OF FORT WORTH-LA GRAN | | | 1 | 100% | 1 |
| NEW YORK CITY DEPARTMENT OF HEALTH | | | 1 | 100% | 1 |
| DAVITA DIALYSIS-NORTH | | | 1 | 100% | 1 |
| PAUL C SCHWARTZ & MELVIN L WEIDMAN | | 1 | | | 1 |
| Lynwood | | 1 | | | 1 |
| HELIX BIOMEDICS LLC | | | 1 | 100% | 1 |
| CARBON HEALTH | | | 1 | 100% | 1 |
| NEW SMYRNA BEACH AMBULATORY CARE CTR | | | 1 | 100% | 1 |
| Dugan Memorial Home | | 1 | | | 1 |
| Crowne Place Assisted Living | | 1 | | | 1 |
| SARHA DOCTORS CENTER | | | 1 | 100% | 1 |
| PINNACLE DIALYSIS | | 1 | | | 1 |
| SPRINGBROOK HOSPITAL | | | 1 | 100% | 1 |
| FAMILY MEDICAL CENTRE | | | 1 | 100% | 1 |
| COLLIER BLVD HMA PHYSICIANS MANAGEMENT LLC | | | 1 | 100% | 1 |
| UHEALTH CARDIOLOGY | | | 1 | 100% | 1 |
| Kroger 126 - The Little Clinic Cottonwood | | 1 | | | 1 |
| FORT LOUDOUN PRIMARY CARE | | 1 | | | 1 |
| DOCTORS CARE - GREER | | 1 | | | 1 |
| TALLAHASSEE PRIMARY CARE ASSOCIATES PA | | | 1 | 100% | 1 |
| HEALTH FIRST MEDICAL GROUP LLC | | | 1 | 100% | 1 |
| ADVENTHEALTH DURAND | | | 1 | 100% | 1 |
| MEDEX CLINIC LLC | | | 1 | 100% | 1 |

COVID-19: testing by laboratory

Data through Jan 31, 2021 verified as of Feb 1, 2021 at 09:25 AM

Data in this report are provisional and subject to change.

The numbers in the table below represent the number of Florida and non-Florida residents for whom test results were received by the Department of Health. A person can be tested by more than one laboratory and can have both positive and negative results. **Therefore, the sum of the numbers in each column will be larger than the total number of people tested.**

| Reporting lab | Inconclusive | Negative | Positive | Percent positive | Total |
|--|--------------|----------|----------|------------------|-------|
| CVS IN8669POCT INDIANAPOLIS | | 1 | | | 1 |
| BAPTIST HEALTH SURGERY CENTER | | | 1 | 100% | 1 |
| WW Chem Auto SS | | | 1 | 100% | 1 |
| MEMORIAL HERMANN SOUTHWEST HOSPITAL | | | 1 | 100% | 1 |
| NATION'S BEST CARE HOME HEALTH | | | 1 | 100% | 1 |
| CONSULATE HEALTH CARE OF VERO BEACH | | | 1 | 100% | 1 |
| Eagle Health and Rehabilitation | | 1 | | | 1 |
| SOMERSET | | | 1 | 100% | 1 |
| ARLINGTON ADULT RESIDENTIAL FACILITY, INC | | | 1 | 100% | 1 |
| UT HEALTH RIO GRANDE VALLEY PRIMARY CARE AT | | | 1 | 100% | 1 |
| TEXAS HEALTH ARLINGTON MEMORIAL | | 1 | | | 1 |
| ATRIA TAMARAC | | | 1 | 100% | 1 |
| LIFESPAN HEALTH - SELMER | | 1 | | | 1 |
| MEMORIAL HERMANN KATY HOSPITAL | | | 1 | 100% | 1 |
| BERKSHIRE MEDICAL CENTER | | | 1 | 100% | 1 |
| MERCY GENERAL HOSPITAL | | | 1 | 100% | 1 |
| SPARTANBURG REGIONAL MEDICAL CENTER | | | 1 | 100% | 1 |
| ST MARY'S OF SAGINAW | | 1 | | | 1 |
| WEST VIRGINIA UNIVERSITY HOSPITALS | | | 1 | 100% | 1 |
| HEALTH ALLIANCE | | | 1 | 100% | 1 |
| Lutheran Community at Telford | | 1 | | | 1 |
| RCP OF MEMORIAL WEST | | | 1 | 100% | 1 |
| 777 URGENT CARE | | | 1 | 100% | 1 |
| MEDEXPRESS URGENT CARE, MOSSIDE | | 1 | | | 1 |
| PALM BEACH DIGESTIVE ASSOCIATES | | | 1 | 100% | 1 |
| UNIVERSITY OF MIAMI PRIMARY CARE SITE UMHC 3039 | | | 1 | 100% | 1 |
| MEDICAL ASSOCIATES OF PINELLAS - LAB | | | 1 | 100% | 1 |
| MC DIAGNOSTIC OF CONNECTICUT, PC #252 | | | 1 | 100% | 1 |
| MAXCARE CLINIC | | | 1 | 100% | 1 |
| LAKELAND REGIONAL HEALTH GRASSLANDS | | 1 | | | 1 |
| GENDERXPRESS/PICTURE ME PERFECT IMAGING | | | 1 | 100% | 1 |
| C V S / PHARMACY #833 | | 1 | | | 1 |
| MINUTECLINIC DIAGNOSTIC OF VIRGINIA, LLC #1980 | | 1 | | | 1 |
| Life Care Center of Auburn | | 1 | | | 1 |
| CRYSTAL RIVER FIRE DEPARTMENT | | | 1 | 100% | 1 |
| TENNOVA HEALTHCARE - CLEVELAND | | | 1 | 100% | 1 |
| JUPITER MEDICAL CENTER INC | | | 1 | 100% | 1 |
| APPLING NURSING & REHABILITATION PAVIL | | 1 | | | 1 |
| FLORIDA FAMILY LABORATORY | | 1 | | | 1 |
| SKY RIDGE MEDICAL CENTER - MICRO | | | 1 | 100% | 1 |
| CATHEDRAL GERONTOLOGY CENTER DBA CATHEDRAL CARES | | | 1 | 100% | 1 |
| ULTIMATE KIDNEY CARE | | | 1 | 100% | 1 |
| HARMONY HEALTHCARE ORLANDO INC | | 1 | | | 1 |
| MID-FLORIDA CANCER CENTERS | | 1 | | | 1 |
| PARTNERS IN PRIMARY CARE | | 1 | | | 1 |
| PUBLIX PHARMACY #1114 | | | 1 | 100% | 1 |

COVID-19: testing by laboratory

Data through Jan 31, 2021 verified as of Feb 1, 2021 at 09:25 AM

Data in this report are provisional and subject to change.

The numbers in the table below represent the number of Florida and non-Florida residents for whom test results were received by the Department of Health. A person can be tested by more than one laboratory and can have both positive and negative results. **Therefore, the sum of the numbers in each column will be larger than the total number of people tested.**

| Reporting lab | Inconclusive | Negative | Positive | Percent positive | Total |
|--|--------------|----------|----------|------------------|-------|
| NORTH MANATEE HEALTH CARE CENTER | | | 1 | 100% | 1 |
| MEMORIAL HOSPITAL OF TAMPA | | | 1 | 100% | 1 |
| Vibralfire of El Paso Rehabilitation Center | | | 1 | 100% | 1 |
| VIRGINIA UROLOGY | | 1 | | | 1 |
| ManorCare Health Services Camp Hill | | 1 | | | 1 |
| SHP WESTCHESTER LLC | | 1 | | | 1 |
| OCALA REGIONAL KIDNEY CENTER EAST | | | 1 | 100% | 1 |
| SMITH KLINE | | | 1 | 100% | 1 |
| BEST CARE COMMUNITY AND FAMILY HEALTH CENTER INC | | | 1 | 100% | 1 |
| NEW ERA HEALTH CENTER INC | | 1 | | | 1 |
| EVEXIA DIAGNOSTICS | | | 1 | 100% | 1 |
| SUTTER GOULD MEDICAL FOUNDATION | | | 1 | 100% | 1 |
| Heartland Health Care Center Jacksonville | | | 1 | 100% | 1 |
| CVS MA957POCT WEST SPRINGFIELD | | 1 | | | 1 |
| CVS MA1006POCT BROCKTON | | 1 | | | 1 |
| LCMC LAB SUBSECTION | | 1 | | | 1 |
| VETERANS AFFAIRS MEDICAL CENTER - EAST ORANGE | | | 1 | 100% | 1 |
| MEDEXPRESS URGENT CARE - CONWAY | | 1 | | | 1 |
| JACK M MATHENY II MD | | | 1 | 100% | 1 |
| CVS PA10034POCT PITTSBURGH | | 1 | | | 1 |
| MEDEXPRESS URGENT CARE - RUSSELLVILLE, W MAIN ST | | 1 | | | 1 |
| LARKIN COMMUNITY HOSPITAL PALM SPRINGS CAMPUS | | | 1 | 100% | 1 |
| ELLIS HOSPITAL URGENT CARE CENTER LAB | | 1 | | | 1 |
| Alden North Shore | | | 1 | 100% | 1 |
| AURORA HEALTH CARE METRO INC | | | 1 | 100% | 1 |
| PROGRESSIVE MEDICAL RESEARCH | | | 1 | 100% | 1 |
| HEALGEN SCIENTIFIC | | | 1 | 100% | 1 |
| UPMC NORTHWEST HOSPITAL | | | 1 | 100% | 1 |
| GUIDEWELL EMERGENCY MEDICINE DOCTORS LLC #33 | | | 1 | 100% | 1 |
| Chatham Nursing and Rehab Center | | 1 | | | 1 |
| CVS AZ9210POCT SCOTTSDALE | | 1 | | | 1 |
| ALIMETRIX INC | | 1 | | | 1 |
| MOSAIC MEDICAL CENTER MARYVILLE | | | 1 | 100% | 1 |
| Parkview Care Center | | | 1 | 100% | 1 |
| Waddell Nursing & Rehab Center | | 1 | | | 1 |
| JPS HEALTH CENTER AT TRUE WORTH PLACE | | | 1 | 100% | 1 |
| GEORGETOWN URGENT CARE | | | 1 | 100% | 1 |
| Kroger 523 - The Little Clinic Dickson | | | 1 | 100% | 1 |
| CVS PA1074POCT KENNETT SQUARE | | 1 | | | 1 |
| Alden Lincoln Park | | | 1 | 100% | 1 |
| CENTRAL FLORIDA HOSPITALIST | | | 1 | 100% | 1 |
| EASTMAN HEALTHCARE & REHAB | | 1 | | | 1 |
| TRANSPLANT GENOMICS INC (EUROFINS) | | 1 | | | 1 |
| UHS BINGHAMTON GENERAL | | | 1 | 100% | 1 |
| NEWTON MEMORIAL HOSPITAL | | 1 | | | 1 |
| MEMORIAL HOSPITAL MIRAMAR WAIVED TESTING | | | 1 | 100% | 1 |

COVID-19: testing by laboratory

Data through Jan 31, 2021 verified as of Feb 1, 2021 at 09:25 AM

Data in this report are provisional and subject to change.

The numbers in the table below represent the number of Florida and non-Florida residents for whom test results were received by the Department of Health. A person can be tested by more than one laboratory and can have both positive and negative results. **Therefore, the sum of the numbers in each column will be larger than the total number of people tested.**

| Reporting lab | Inconclusive | Negative | Positive | Percent positive | Total |
|---|--------------|----------|----------|------------------|-------|
| FHCP ASC - ORANGE CITY | | | 1 | 100% | 1 |
| LAKELAND MEDICAL CENTER | | | 1 | 100% | 1 |
| The Palms Nursing and Rehabilitation | | 1 | | | 1 |
| Kroger 768 - The Little Clinic Leestown Rd | | 1 | | | 1 |
| CROSSROADS URGENT CARE PLLC | | 1 | | | 1 |
| CVS TX10016POCT PRINCETON | | 1 | | | 1 |
| Kroger 395 - The Little Clinic Blanchester | | 1 | | | 1 |
| GENESIS MICROBIOLOGY LAB | | 1 | | | 1 |
| Bayou Vista Community Care Center | | | 1 | 100% | 1 |
| DEL PRADO MEDICAL CENTER, INC | | 1 | | | 1 |
| NORTH FL SOUTH GA HCS-LAKE CITY | | | 1 | 100% | 1 |
| LAKE PEDIATRICS | | | 1 | 100% | 1 |
| SACRED HEART MEDICAL CENTER | | | 1 | 100% | 1 |
| SUNCOAST BEHAVIORAL HEALTH CENTER | | | 1 | 100% | 1 |
| GATEWAY FAMILY HEALTH CLINIC | | | 1 | 100% | 1 |
| ARTESIAN HOME | | 1 | | | 1 |
| VALLEY HOSPITAL MEDICAL CENTER | | 1 | | | 1 |
| KAISER PERMANENTE REGIONAL REFERENCE LABORATORY | | 1 | | | 1 |
| SPINE & PAIN CONSULTANT PLLC | | 1 | | | 1 |
| CVS M08581POCT BLUE SPRINGS | | 1 | | | 1 |
| NEW HORIZON PRIMARY CARE LLC | | | 1 | 100% | 1 |
| CVS CA9803POCT RIVERSIDE | | 1 | | | 1 |
| PM PEDIATRICS OF BAYSIDE, PLLC - RIVE | | 1 | | | 1 |
| KENDALL PEDIATRICS PARTNERS LLC | | | 1 | 100% | 1 |
| SYNERGY DIALYSIS INC | | | 1 | 100% | 1 |
| AAA MEDICAL TESTING | | | 1 | 100% | 1 |
| Manor Care of Dallastown d/b/a ManorCare Health Services - Dallastown | | 1 | | | 1 |
| USCG ABBOTT BINAXNOW | | | 1 | 100% | 1 |
| CHILDREN'S NATIONAL MEDICAL CENTER | | | 1 | 100% | 1 |
| SOUTH FLORIDA BAPTIST HOSPITAL | | | 1 | 100% | 1 |
| CVS NC2313POCT RALEIGH | | 1 | | | 1 |
| BAPTIST EMERGENCY HOSPITAL - KELLY | | | 1 | 100% | 1 |
| COVE AT THE MARBELLA,THE | | | 1 | 100% | 1 |
| PEDIATRIC ASSOCIATES - DORAL | | | 1 | 100% | 1 |
| CVS NC7548POCT FUQUAY VARINA | | 1 | | | 1 |
| METRO HEALTH HOSPITAL LABORATORY | | 1 | | | 1 |
| WALGREENS #10308 | | 1 | | | 1 |
| CENTRAL FL INTERNAL MEDICINE ASSOCIATES LLC | | 1 | | | 1 |
| VIP FAMILY PRACTICE | | | 1 | 100% | 1 |
| SWIFTCARE URGENT CARE, PLLC | | | 1 | 100% | 1 |
| Ash Flat Healthcare and Rehabilitation Center | | | 1 | 100% | 1 |
| PINELLAS CHD - CLEARWATER | | | 1 | 100% | 1 |
| MEMORIAL HERMANN HOSPITAL | | | 1 | 100% | 1 |
| MEDEXPRESS URGENT CARE - MYLAN | | | 1 | 100% | 1 |
| GENESIS HOME HEALTH CARE SERVICES OF | | | 1 | 100% | 1 |
| TREASURE COAST COMMUNITY HEALTH INC | | | 1 | 100% | 1 |

COVID-19: testing by laboratory

Data through Jan 31, 2021 verified as of Feb 1, 2021 at 09:25 AM

Data in this report are provisional and subject to change.

The numbers in the table below represent the number of Florida and non-Florida residents for whom test results were received by the Department of Health. A person can be tested by more than one laboratory and can have both positive and negative results. **Therefore, the sum of the numbers in each column will be larger than the total number of people tested.**

| Reporting lab | Inconclusive | Negative | Positive | Percent positive | Total |
|--|--------------|----------|----------|------------------|-------|
| BIODORON LABORATORIES | | | 1 | 100% | 1 |
| Aspire Physical Recovery Center at Cahaba River | | 1 | | | 1 |
| UMASS MEMORIAL MEDICAL CENTER, INC | | 1 | | | 1 |
| BROOKDALE PALM BEACH GARDENS | | | 1 | 100% | 1 |
| BAYFRONT HEAL WOUND CARE AND HYPERBARIC CENTER | | | 1 | 100% | 1 |
| PEACHEALTH LABORATORIES | | 1 | | | 1 |
| MERCY - NORTH IOWA | | | 1 | 100% | 1 |
| ENCOMPASS HEALTH REHABILITATION | | | 1 | 100% | 1 |
| MEMORIALCARE LONG BEACH MEDICAL CENTER | | | 1 | 100% | 1 |
| BAPTIST HOSPITAL LABORATORY | | | 1 | 100% | 1 |
| ELKHART GENERAL HOSPITAL | | | 1 | 100% | 1 |
| MISSION HOSPITAL | | | 1 | 100% | 1 |
| MISSOURI DEPT. OF HEALTH | | | 1 | 100% | 1 |
| Kroger 419 - The Little Clinic Farmington/Exeter | | 1 | | | 1 |
| MEDICAL CENTER | | | 1 | 100% | 1 |
| Kroger 753 - The Little Clinic Goss Avenue | | 1 | | | 1 |
| Manor Care Health Care Services - Williamsport North | | 1 | | | 1 |
| EXPRESS LAB LIVINGSTON | | | 1 | 100% | 1 |
| NEW MILFORD HOSPITAL | | | 1 | 100% | 1 |
| SAINT PETE MRI | | | 1 | 100% | 1 |
| CVS MINUTE CLINIC #5836 | | 1 | | | 1 |
| MERITER LABORATORIES | | | 1 | 100% | 1 |
| OHIO VALLEY MANOR NURSING & | | 1 | | | 1 |
| SAINT JOSEPHS HOSPITAL OF ATLANTA | | | 1 | 100% | 1 |
| NORTHWEST TEXAS HEALTHCARE SYSTEM,INC | | | 1 | 100% | 1 |
| Kroger 687 - The Little Clinic Sugar Hill | | | 1 | 100% | 1 |
| RM PHARMACY SERVICES INC | | 1 | | | 1 |
| NAVARRO MEDICAL CENTERS LLC | | | 1 | 100% | 1 |
| San Antonio Residence and Rehabilitation Center | | 1 | | | 1 |
| OUCH URGENT CARE | | | 1 | 100% | 1 |
| NONA MEDICAL ARTS | | 1 | | | 1 |
| CVS AZ7841POCT TUCSON | | 1 | | | 1 |
| Sanford Health & Rehabilitation | | | 1 | 100% | 1 |
| ADVENTHEALTH MEDICAL GROUP UROLOGY AT EAST ORLANDO | | 1 | | | 1 |
| CVS CT1123POCT SOUTHBURY | | 1 | | | 1 |
| DR JAMES D FORBES FAMILY CARE CENTER | | | 1 | 100% | 1 |
| CVS NH6596POCT HAMPTON | | 1 | | | 1 |
| CONVENIENT MEDICAL AND HEALTH SERVICES | | | 1 | 100% | 1 |
| CVS CA9823POCT SACRAMENTO | | 1 | | | 1 |
| CLERMONT HEALTH DEPARTMENT | | | 1 | 100% | 1 |
| AUGUSTA HEALTH CLINICAL LABORATORY | | | 1 | 100% | 1 |
| Avera Sr. James Care Center | | 1 | | | 1 |
| OMNI HEALTHCARE URGENT CARE | | | 1 | 100% | 1 |
| BAYLOR SCOTT & WHITE ALL SAINTS MEDICAL CENTER FT | | | 1 | 100% | 1 |
| HARTFORD HEALTH CARE & REHABILITATION | | | 1 | 100% | 1 |
| CVS NJ715POCT WAYNE | | 1 | | | 1 |

COVID-19: testing by laboratory

Data through Jan 31, 2021 verified as of Feb 1, 2021 at 09:25 AM

Data in this report are provisional and subject to change.

The numbers in the table below represent the number of Florida and non-Florida residents for whom test results were received by the Department of Health. A person can be tested by more than one laboratory and can have both positive and negative results. **Therefore, the sum of the numbers in each column will be larger than the total number of people tested.**

| Reporting lab | Inconclusive | Negative | Positive | Percent positive | Total |
|--|--------------|----------|----------|------------------|-------|
| Kroger 549 - The Little Clinic Clinton Highway | | 1 | | | 1 |
| MORNINGSIDE NURSING AND REHABILITATION | | 1 | | | 1 |
| SANDALWOOD NURSING CENTER | | 1 | | | 1 |
| WEST COAST CLINICAL LABS INC | | | 1 | 100% | 1 |
| HOUSTON DEPARTMENT OF HEALTH AND HUMAN SERVICES | | | 1 | 100% | 1 |
| SUNCOAST FAMILY MEDICAL ASSOCIATES | | | 1 | 100% | 1 |
| ST JOHNS PEDIATRICS PA | | 1 | | | 1 |
| CHILDREN'S MEDICAL CENTER-EAST ORLANDO | | | 1 | 100% | 1 |
| SIGNATURE CARE COLLEGE STATION | | | 1 | 100% | 1 |
| BOULDER COMMUNITY HOSPITAL | | | 1 | 100% | 1 |
| BORINQUEN HEALTH CENTER | | | 1 | 100% | 1 |
| OAKWOOD HOSPITAL - SOUTHSHORE | | | 1 | 100% | 1 |
| ST VINCENTS AMBULATORY CARE INC | | | 1 | 100% | 1 |
| MEDCOR, INC | | | 1 | 100% | 1 |
| STAMFORD HOSPITAL | | | 1 | 100% | 1 |
| DEPT OF VA MEDICAL CENTER - MIAMI | | | 1 | 100% | 1 |
| JMJ FAMILY PRACTICE | | | 1 | 100% | 1 |
| ATLANTIC DIAGNOSTICS | | | 1 | 100% | 1 |
| OCALA RKC EAST HEMO #1 | | | 1 | 100% | 1 |
| Valley View Health and Rehabilitation, LLC | | 1 | | | 1 |
| CARTERSVILLE MEDICAL CENTER | | | 1 | 100% | 1 |
| LOPEZ | | 1 | | | 1 |
| UF HEALTH - WILDLIGHT | | | 1 | 100% | 1 |
| LAKE MARY PEDIATRICS | | | 1 | 100% | 1 |
| Birmingham Nursing & Rehab Center | | 1 | | | 1 |
| GRAND VILLA OF DEL RAY WEST | | 1 | | | 1 |
| INDIAN RIVER CLINICAL LABORATORY, INC. | | 1 | | | 1 |
| LIFEGUARD AMBULANCE SERVICE LLC - BAY COUNTY | | | 1 | 100% | 1 |
| CARESOUTH HHA HOLDINGS OF THE TREASURE COAST LLC | | | 1 | 100% | 1 |
| KIDS CARE PEDIATRICS PA | | | 1 | 100% | 1 |
| BAYCARE OUTREACH LAB AT NEW TAMPA | | | 1 | 100% | 1 |
| STANDIFER PLACE | | 1 | | | 1 |
| DEPARTMENT OF HEALTH AND ENVIRONMENTAL CONTROL | | | 1 | 100% | 1 |
| PATIENT FIRST-GENERAL BOOTH | | | 1 | 100% | 1 |
| LOURDES URGENT CARE | | | 1 | 100% | 1 |
| CVS CT288POCT BRISTOL | | 1 | | | 1 |
| CHAMBREL AT PINECASTLE | | | 1 | 100% | 1 |
| Florida Baptist Retirement Center | | 1 | | | 1 |
| LAKE SUCCESS EXTENDED CARE | | 1 | | | 1 |
| SOUTH TEXAS HEALTH SYSTEM ER - WARE ROAD | | | 1 | 100% | 1 |
| LAREDO EMERGENCY ROOM | | | 1 | 100% | 1 |
| FLORIDA HOSPITAL LAB | | | 1 | 100% | 1 |
| MEDSTAR HEALTH URGENT CARE | | | 1 | 100% | 1 |
| CARING PROFESSIONAL HEALTH CARE LLC | | 1 | | | 1 |
| UCH LAB | | | 1 | 100% | 1 |
| Oregon Veterans Home The Dalles | | 1 | | | 1 |

COVID-19: testing by laboratory

Data through Jan 31, 2021 verified as of Feb 1, 2021 at 09:25 AM

Data in this report are provisional and subject to change.

The numbers in the table below represent the number of Florida and non-Florida residents for whom test results were received by the Department of Health. A person can be tested by more than one laboratory and can have both positive and negative results. **Therefore, the sum of the numbers in each column will be larger than the total number of people tested.**

| Reporting lab | Inconclusive | Negative | Positive | Percent positive | Total |
|---|--------------|----------|----------|------------------|-------|
| CURELOGICS WOUND CARE & HYPERBARIC CENTER | | 1 | | | 1 |
| PALOMAR MEDICAL CENTER | | | 1 | 100% | 1 |
| SANTA BARABARA ALF LLC (THE WINDSOR) | | | 1 | 100% | 1 |
| CHRISTIANA HOSPITAL | | 1 | | | 1 |
| Chestnut Ridge Nursing & Rehab | | 1 | | | 1 |
| C A R E S | | 1 | | | 1 |
| BL DIAGNOSTICS LLC | | | 1 | 100% | 1 |
| Kroger 699 - The Little Clinic Smyrna | | 1 | | | 1 |
| PARK AVENUE PEDIATRICS PC | | 1 | | | 1 |
| INDIANA STATE DEPARTMENT OF HEALTH CLINIC MICROBIOLOGY | | 1 | | | 1 |
| MINUTECLINIC DIAG OF IND, LLC #6250 | | 1 | | | 1 |
| Signature Healthcare of Georgetown | | 1 | | | 1 |
| CHIEFLAND MEDICAL CENTER | | | 1 | 100% | 1 |
| REELFOOT FAMILY WALK-IN CLINIC | | 1 | | | 1 |
| SUPREME LABORATORY | | | 1 | 100% | 1 |
| NORTHSIDE FAMILY MEDICINE AND URGENT CARE (HOLLY SPRINGS) | | 1 | | | 1 |
| GENESEE COUNTY HEALTH DEPARTMENT | | 1 | | | 1 |
| CVS IN6572POCT INDIANAPOLIS | | 1 | | | 1 |
| SIMPLY HEALTHCARE AND WELLNESS CLINIC, PC | | | 1 | 100% | 1 |
| bishop rehabilitation and nursing center | | 1 | | | 1 |
| Schenectady Center for Rehabilitation & Nursing | | 1 | | | 1 |
| MINUTECLINIC MINUTECLINIC #3665 | | 1 | | | 1 |
| WELL-KEY URGENT CARE SEVIERVILLE | | | 1 | 100% | 1 |
| BRUCE S WEST MD | | | 1 | 100% | 1 |
| HUDSON REGIONAL HOSPITAL | | | 1 | 100% | 1 |
| Robert Wood Johnson University Hospital | | | 1 | 100% | 1 |
| MADISON AT OVIEDO | | | 1 | 100% | 1 |
| ADVENTHEALTH IMAGING LAKE NONA | | | 1 | 100% | 1 |
| MIDDLETON PEDIATRICS | | | 1 | 100% | 1 |
| VCU HEALTH SYSTEM AUTHORITY - MCV HOSPITALS | | | 1 | 100% | 1 |
| ST. LUKE'S HOSPITAL | | | 1 | 100% | 1 |
| CHRISTUS GOOD SHEPHERD MEDICAL CENTER | | | 1 | 100% | 1 |
| Integrity Healthcare of Carbondale | | | 1 | 100% | 1 |
| EAST TENNESSEE STATE UNIVERSITY | | 1 | | | 1 |
| FLORIDA MEDICAL CLINIC PA GI | | | 1 | 100% | 1 |
| VA ST LOUIS HEALTH CARE SYSTEM | | | 1 | 100% | 1 |
| CVS MD1515POCT LEONARDTOWN | | 1 | | | 1 |
| Baptist Village Retirement Communities | | 1 | | | 1 |
| SUNCOAST RESEARCH GROUP LLC | | | 1 | 100% | 1 |
| QUALITY CLINICAL LAB LLC | | | 1 | 100% | 1 |
| SIPERSTEIN DERMATOLOGY LLC | | | 1 | 100% | 1 |
| FRANKLIN CBOC | | | 1 | 100% | 1 |
| REGENTS PARK OF JACKSONVILLE | | | 1 | 100% | 1 |
| NORTH SHORE MEDICAL CENTER - SALEM HOSPITAL | | | 1 | 100% | 1 |
| SKYRIDGE CLINICAL ASSOCIATES | | 1 | | | 1 |
| DILELLA | | | 1 | 100% | 1 |

COVID-19: testing by laboratory

Data through Jan 31, 2021 verified as of Feb 1, 2021 at 09:25 AM

Data in this report are provisional and subject to change.

The numbers in the table below represent the number of Florida and non-Florida residents for whom test results were received by the Department of Health. A person can be tested by more than one laboratory and can have both positive and negative results. **Therefore, the sum of the numbers in each column will be larger than the total number of people tested.**

| Reporting lab | Inconclusive | Negative | Positive | Percent positive | Total |
|---|--------------|----------|----------|------------------|-------|
| Mercy Manor Transition Center | | | 1 | 100% | 1 |
| FLORIDA EPIDEMIOLOGY PROGRAM | | | 1 | 100% | 1 |
| COMMUNITY HOSPITALS INDIANAPOLIS | | | 1 | 100% | 1 |
| MOUNT SINAI MEDICAL CENTER OF FLORIDA, INC | | | 1 | 100% | 1 |
| UPSON REGIONAL MEDICAL CENTER | | | 1 | 100% | 1 |
| CVS NV5942POCT LAS VEGAS | | 1 | | | 1 |
| LANTANA HC LAB | | | 1 | 100% | 1 |
| CONCIERGE INTERNAL MEDICINE ASSOCIATES | | | 1 | 100% | 1 |
| FAMILY MEDICAL CLINIC KENDALL LLC | | | 1 | 100% | 1 |
| YOUR HEALTH PEDIATRICS | | | 1 | 100% | 1 |
| TERRELL URGENT CARE | | | 1 | 100% | 1 |
| MID FLORIDA COMMUNITY SERVICES | | | 1 | 100% | 1 |
| Fairview | | | 1 | 100% | 1 |
| BAPTIST HEALTH PRIMARY CARE AT DORAL | | | 1 | 100% | 1 |
| Mayfair Village Nursing Care Center | | 1 | | | 1 |
| DIVERSICARE OF BIG SPRINGS | | 1 | | | 1 |
| SPARTA HEALTH & REHAB | | 1 | | | 1 |
| ASSISTED LIVING AT TREZEVANT | | 1 | | | 1 |
| LAKE VISTA DIALYSIS | | | 1 | 100% | 1 |
| Fairhaven Retirement Community | | 1 | | | 1 |
| MEDICAL ASSOCIATES OF THE SHOALS | | 1 | | | 1 |
| PREMIER FAMILY AND SPORTS MEDICINE LLC | | | 1 | 100% | 1 |
| WATERBURY HOSPITAL REFERENCE LAB | | | 1 | 100% | 1 |
| BAPTIST ASI | | | 1 | 100% | 1 |
| PROSPECT URGENT CARE | | | 1 | 100% | 1 |
| GOOD PEDIATRICS | | | 1 | 100% | 1 |
| NFRC CLINICAL LAB | | | 1 | 100% | 1 |
| CVS OH3458POCT BEAVERCREEK | | 1 | | | 1 |
| HEALTH PLUS SUNRISE MEDICAL OFFICE | | | 1 | 100% | 1 |
| LABORATORIO MEDICO CENTRAL CONDOMINO MD | | | 1 | 100% | 1 |
| JACKSBORO URGENT CARE | | | 1 | 100% | 1 |
| SMITH | | | 1 | 100% | 1 |
| AMERICAN LAB LLC | | 1 | | | 1 |
| CAREWELL 203 | | | 1 | 100% | 1 |
| Kroger 923 - The Little Clinic Centerville | | 1 | | | 1 |
| PROVIDENCE LABORATORY SERVICES | | 1 | | | 1 |
| PHYSICIANS URGENT CARE | | | 1 | 100% | 1 |
| ADVANTA LABS, LLC | | 1 | | | 1 |
| MEDAC AT PORTERS NECK | | | 1 | 100% | 1 |
| MEDPOST - NORTH DALLAS | | | 1 | 100% | 1 |
| Tremont Health & Rehabilitation Center | | 1 | | | 1 |
| ADVENT HEALTH - OWASA | | | 1 | 100% | 1 |
| BETHESDA DIALYSIS | | | 1 | 100% | 1 |
| BEAUFORT MEMORIAL | | | 1 | 100% | 1 |
| LAB PLUS, LLC | | | 1 | 100% | 1 |
| MINUTECLINIC DIAGNOSTIC OF NEW MEXICO LLC #7552 | | 1 | | | 1 |

COVID-19: testing by laboratory

Data through Jan 31, 2021 verified as of Feb 1, 2021 at 09:25 AM

Data in this report are provisional and subject to change.

The numbers in the table below represent the number of Florida and non-Florida residents for whom test results were received by the Department of Health. A person can be tested by more than one laboratory and can have both positive and negative results. **Therefore, the sum of the numbers in each column will be larger than the total number of people tested.**

| Reporting lab | Inconclusive | Negative | Positive | Percent positive | Total |
|--|--------------|----------|----------|------------------|-------|
| NORTH FLORIDA FAMILY MEDICINE | | | 1 | 100% | 1 |
| LSU MEDICAL CENTER | | | 1 | 100% | 1 |
| CARESPOT - OCOEE | | | 1 | 100% | 1 |
| DECATUR MORGAN HOSPITAL - DECATUR GENE | | 1 | | | 1 |
| CORIZON HEALTH INC | | | 1 | 100% | 1 |
| PHYSICIAN ASSOCIATES, LLC | | | 1 | 100% | 1 |
| COLLINS NURSING HOME | | 1 | | | 1 |
| CONSOLIDATED | | | 1 | 100% | 1 |
| Kroger 717 - The Little Clinic Dolphin Drive | | | 1 | 100% | 1 |
| MELBOURNE URGENT CARE | | | 1 | 100% | 1 |
| Vista Park | | | 1 | 100% | 1 |
| NORTHEAST TEXAS DIALYSIS | | 1 | | | 1 |
| TMH PHYSICIAN PARTNERS | | | 1 | 100% | 1 |
| BROOKDALE PALM COAST | | 1 | | | 1 |
| LAKEVIEW HEALTH CARE SYSTEM LLC | | | 1 | 100% | 1 |
| DESERT HOSPITAL/CPHU CLINICAL LABORATORY | | | 1 | 100% | 1 |
| ST JOHNS EPISCOPAL HOSPITAL SOUTH SHORE | | 1 | | | 1 |
| NORTH SHORE HEMATOLOGY-ONCOLOGY ASSOCI | | 1 | | | 1 |
| BRITTNEY WHELIHAN IRWIN ARNP LLC | | | 1 | 100% | 1 |
| Virginia Gay Nursing and Rehab | | 1 | | | 1 |
| SHELBYVILLE HOSPITAL COMPANY | | 1 | | | 1 |
| SILVERMAN | | | 1 | 100% | 1 |
| PROMUS DIAGNOSTICS, LLC | | | 1 | 100% | 1 |
| WMC HEALTH GROUP OF KISSIMMEE LLC | | | 1 | 100% | 1 |
| HABANA HEALTH CARE CENTER | | | 1 | 100% | 1 |
| ALLIED PEDIATRICS & FAMILY MEDICINE | | | 1 | 100% | 1 |
| WATERS EDGE ELEMENTARY SCHOOL | | | 1 | 100% | 1 |
| WEILL CORNELL MEDICAL ASSOCIATES - EAST SIDE | | 1 | | | 1 |
| Long Beach Care Center | | | 1 | 100% | 1 |
| Sears Coastal Nursing and Rehab | | 1 | | | 1 |
| VELOCITY URGENT CARE - LITTLE CREEK | | | 1 | 100% | 1 |
| CAROLINAS HEALTHCARE SYSTEM LAB | | | 1 | 100% | 1 |
| WEST COCOA PHARMACY | | | 1 | 100% | 1 |
| CVS NJ2815POCT E BRUNSWICK | | 1 | | | 1 |
| HCR ManorCare Greentree | | 1 | | | 1 |
| Portsmouth Health and Rehab | | | 1 | 100% | 1 |
| DIGNITY HEALING LLC | | | 1 | 100% | 1 |
| THE CHILDREN'S HOSPITAL OF PHILADELPHIA | | 1 | | | 1 |
| SHARON REGIONAL MEDICAL CENTER | | | 1 | 100% | 1 |
| ROAN MOUNTAIN MEDICAL CENTER | | | 1 | 100% | 1 |
| HEART HOSPITAL OF LAFAYETTE: EMERGENCY ROOM | | | 1 | 100% | 1 |
| CHIPLEY DIALYSIS | | | 1 | 100% | 1 |
| MARQUETTE GENERAL HOSPITAL | | | 1 | 100% | 1 |
| LAS PALMAS MEDICAL CENTER | | | 1 | 100% | 1 |
| Kroger 519 - The Little Clinic Staples Mill Road | | 1 | | | 1 |
| BELLMORE PEDIATRICS | | 1 | | | 1 |

COVID-19: testing by laboratory

Data through Jan 31, 2021 verified as of Feb 1, 2021 at 09:25 AM

Data in this report are provisional and subject to change.

The numbers in the table below represent the number of Florida and non-Florida residents for whom test results were received by the Department of Health. A person can be tested by more than one laboratory and can have both positive and negative results. **Therefore, the sum of the numbers in each column will be larger than the total number of people tested.**

| Reporting lab | Inconclusive | Negative | Positive | Percent positive | Total |
|--|--------------|----------|----------|------------------|-------|
| TAMPA GENERAL MEDICAL GROUP LABORATORY HEALTHPARK | | | 1 | 100% | 1 |
| JMC TALLAHASSEE, LLC | | | 1 | 100% | 1 |
| HIGHLAND PARK LAKEWOOD PRESTON HOLLOW | | | 1 | 100% | 1 |
| NYU WINTHROP HOSPITAL PATHOLOGY | | 1 | | | 1 |
| COMMUNITY MEDICAL CENTER-ORANGE CITY | | 1 | | | 1 |
| Southwest Louisiana Veterans Home | | | 1 | 100% | 1 |
| MEDEXPRESS URGENT CARE - BECKLEY | | 1 | | | 1 |
| SC-GA2018 THE RIDGE REHABILITATION & H | | 1 | | | 1 |
| ARCADIA DIALYSIS CENTER | | | 1 | 100% | 1 |
| MEDICAL CITY DENTON | | | 1 | 100% | 1 |
| MINUTE CLINIC DIAGNOSTIC OF VIRGINIA, LLC #6292 | | 1 | | | 1 |
| SUNCOAST PRIMARY CARE LLC | | | 1 | 100% | 1 |
| SPECIALTY DRUG TESTING | | | 1 | 100% | 1 |
| HALEYVILLE HEALTH CARE CENTER | | 1 | | | 1 |
| TEVAPHARM | | | 1 | 100% | 1 |
| HERNANDO CHILDREN'S | | | 1 | 100% | 1 |
| ANY LAB TEST FAST CORP | | | 1 | 100% | 1 |
| UUHC - REDSTONE HEALTH CENTER LABORATORY | | | 1 | 100% | 1 |
| CARENOW LAKE WORTH | | | 1 | 100% | 1 |
| NATIONAL INSTITUTES OF HEALTH CLINICAL CENTER | | | 1 | 100% | 1 |
| MAINE CENTER FOR DISEASE CONTROL AND PREVENTION | | | 1 | 100% | 1 |
| MOUNT SINAI MEDICAL CENTER AVENTURA ER | | | 1 | 100% | 1 |
| TIMPANOGOS REGIONAL HOSPITAL | | | 1 | 100% | 1 |
| STATE OF CALIFORNIA DOH SERVICES | | | 1 | 100% | 1 |
| Medicalodges Neosho | | | 1 | 100% | 1 |
| OCEAN MEDICAL CENTER | | 1 | | | 1 |
| CVS SC5479POCT INDIAN LAND | | 1 | | | 1 |
| Monument Health Custer Care Center | | 1 | | | 1 |
| HAMILTON CI MAIN UNIT ANNEX/ WORK CAMP | | | 1 | 100% | 1 |
| CVS IL1773POCT TINLEY PARK | | 1 | | | 1 |
| VANAJA SUREDDI MD PA | | | 1 | 100% | 1 |
| ATHENS LIMESTONE HOSPITAL | | 1 | | | 1 |
| PRIMACARE MEDICAL LAKEWOOD | | | 1 | 100% | 1 |
| PM PEDIATRICS PC | | | 1 | 100% | 1 |
| WORKFORCE HEALTH DEPARTMENT | | | 1 | 100% | 1 |
| THE CLINIC ON SIXTH | | | 1 | 100% | 1 |
| GENESIS HEALTH SYSTEM | | | 1 | 100% | 1 |
| NORTH SHORE HEMATOLOGY-ONCOLOGY ASSOCIATES | | 1 | | | 1 |
| Glen Oaks Health and REhabilitation | | 1 | | | 1 |
| Waycross Health and Rehabilitation | | 1 | | | 1 |
| NANCY M WORTHINGTON MD PA | | | 1 | 100% | 1 |
| Cooperstown Center for Nursing and Rehabillitation | | 1 | | | 1 |
| PULMONARY MEDICINE | | 1 | | | 1 |
| LANGLEY DIALYSIS | | | 1 | 100% | 1 |
| MED TECH CLINICAL LABORATORY | | 1 | | | 1 |
| WINCHESTER HOSPITAL | | | 1 | 100% | 1 |

COVID-19: testing by laboratory

Data through Jan 31, 2021 verified as of Feb 1, 2021 at 09:25 AM

Data in this report are provisional and subject to change.

The numbers in the table below represent the number of Florida and non-Florida residents for whom test results were received by the Department of Health. A person can be tested by more than one laboratory and can have both positive and negative results. **Therefore, the sum of the numbers in each column will be larger than the total number of people tested.**

| Reporting lab | Inconclusive | Negative | Positive | Percent positive | Total |
|---|--------------|----------|----------|------------------|-------|
| CENTRAL TX URGENT CARE | | | 1 | 100% | 1 |
| WALGREENS #15291 | | 1 | | | 1 |
| Broomall Manor | | 1 | | | 1 |
| LOGAN COUNTY HOSPITAL | | | 1 | 100% | 1 |
| ORLANDO HEALTH PHYSICIAN GROUP INC | | | 1 | 100% | 1 |
| ST LUKES SURGICAL AT THE VILLAGES INC | | | 1 | 100% | 1 |
| HAWKEYE CARE CENTER DUBUQUE | | 1 | | | 1 |
| ORMOND MEDICAL ARTS FAMILY PRACTICE PL | | | 1 | 100% | 1 |
| CVS TX8321POCT MCKINNEY | | 1 | | | 1 |
| FIVE STAR PREMIER RESIDENCES OF POMPANO BEACH | | | 1 | 100% | 1 |
| MT CARMEL PHARMACY INC | | 1 | | | 1 |
| HIBISCUS COURT | | | 1 | 100% | 1 |
| STANLY REGIONAL MEDICAL CENTER | | | 1 | 100% | 1 |
| OAKMONTE VILLAGE OF DAVIE | | | 1 | 100% | 1 |
| FLORIDA STATE UNIVERSITY HEALTH SERVICES | | | 1 | 100% | 1 |
| Lemont Nursing and Rehab Center | | | 1 | 100% | 1 |
| GOLDING-GRANADO MEDICAL ASSOCIATES | | 1 | | | 1 |
| FLORHAM PARK ENDOSCOPY CENTER | | 1 | | | 1 |
| WY RETIREMENT CENTER | | 1 | | | 1 |
| CYPRESS VILLAGE REHAB CENTER | | 1 | | | 1 |
| PARRISH MEDICAL GROUP | | | 1 | 100% | 1 |
| DELRAY BEACH HEALTH CENTER | | | 1 | 100% | 1 |
| MINUTECLINIC DIAGNOSTIC OF OHIO #5060 | | 1 | | | 1 |
| REEVES COUNTY HOSPITAL DISTRICT | | | 1 | 100% | 1 |
| UF HEALTH THE VILLAGES | | | 1 | 100% | 1 |
| WVU MEDICINE AT SUNCREST TOWNE CENTRE | | | 1 | 100% | 1 |
| Community Care Center of Heritage House, LLC | | | 1 | 100% | 1 |
| EILEEN TURBESSI MD PA | | 1 | | | 1 |
| AUTUMN HOUSE | | | 1 | 100% | 1 |
| BRIAN C GRINER MD LLC | | | 1 | 100% | 1 |
| GIFFORD MEMORIAL HOSPITAL | | 1 | | | 1 |
| ST. LUKES HOSPITAL | | | 1 | 100% | 1 |
| CONTINENTAL HOME HEALTH CARE INC | | | 1 | 100% | 1 |
| PHYSICIANS IMMEDIATE CARE | | | 1 | 100% | 1 |
| SOUTHWOOD HEALTHCARE CENTER | | 1 | | | 1 |
| LabCorp L#09258295 M#09258285 | | | 1 | 100% | 1 |
| INSTANT MEDICAL CARE CENTER | | | 1 | 100% | 1 |
| MOORE CLINICAL RESEARCH INC | | | 1 | 100% | 1 |
| MED CHOICE CENTER OF NORTH MIAMI | | | 1 | 100% | 1 |
| UNIVERSITY OF BALTIMORE WASHINGTON MEDICAL CENTER | | | 1 | 100% | 1 |
| QUEST DIAGNOSTICS INCORPORATED | | | 1 | 100% | 1 |
| CAMBRIDGE HEALTH ALLIANCE | | | 1 | 100% | 1 |
| Kroger 481 - The Little Clinic Houston Levee | | 1 | | | 1 |
| MISSISSIPPI VALLEY REGIONAL BLOOD CENTER | | | 1 | 100% | 1 |
| MINUTE CLINIC DIAGNOSTICS OF IN, LLC #6252 | | 1 | | | 1 |
| SUMMIT COUNTY PUBLIC HEALTH DEPARTMENT | | | 1 | 100% | 1 |

COVID-19: testing by laboratory

Data through Jan 31, 2021 verified as of Feb 1, 2021 at 09:25 AM

Data in this report are provisional and subject to change.

The numbers in the table below represent the number of Florida and non-Florida residents for whom test results were received by the Department of Health. A person can be tested by more than one laboratory and can have both positive and negative results. **Therefore, the sum of the numbers in each column will be larger than the total number of people tested.**

| Reporting lab | Inconclusive | Negative | Positive | Percent positive | Total |
|---|--------------|----------|----------|------------------|-------|
| The Pines at Poughkeepsie Center for Nursing and Rehabilitation | | 1 | | | 1 |
| Kroger 895 - The Little Clinic Green Hills | | 1 | | | 1 |
| YOUR HEALTH PEDIATRICS INC | | | 1 | 100% | 1 |
| 15 TO KNOW | | | 1 | 100% | 1 |
| NORTHEAST FLORIDA HEALTH SERVICES | | | 1 | 100% | 1 |
| ADVENTHEALTH MEDICAL GROUP SENIOR HEALTH AT | | | 1 | 100% | 1 |
| Kroger 130 - The Little Clinic Colorado Springs | | 1 | | | 1 |
| THE TOLEDO HOSPITAL | | | 1 | 100% | 1 |
| MEDEXPRESS URGENT CARE - ANDERSON | | 1 | | | 1 |
| WESTEX URGENT CARE, PLLC | | | 1 | 100% | 1 |
| ONPOINT URGENT CARE | | | 1 | 100% | 1 |
| SPHERE DX | | | 1 | 100% | 1 |
| ROCKLEDGE HEALTH & REHABILITATION CENTER | | | 1 | 100% | 1 |
| SACRED HEART HOSPITAL NURSING | | | 1 | 100% | 1 |
| Chateau Living Center | | | 1 | 100% | 1 |
| LAB PLUS, LLC AT ASCENSION SAINT THOMA | | 1 | | | 1 |
| TLC MEDICAL | | | 1 | 100% | 1 |
| The Carrington | | 1 | | | 1 |
| FRASER MEMORIAL HOSPITAL | | | 1 | 100% | 1 |
| Rehab Select of Talladega | | 1 | | | 1 |
| AFTER HOURS CLINIC | | | 1 | 100% | 1 |
| CVS AZ5892POCT LAVEEN | | 1 | | | 1 |
| MEDEXPRESS URGENT CARE - WESTFIELD, E MAIN ST | | | 1 | 100% | 1 |
| Country View of Sunbury | | | 1 | 100% | 1 |
| RAJ K PAI MD PA | | | 1 | 100% | 1 |
| UT HEALTH RGV CLINICAL LABORATORY | | | 1 | 100% | 1 |
| LAKE REGIONAL HEALTH | | | 1 | 100% | 1 |
| MOSOLF PEDIATRICS PA | | | 1 | 100% | 1 |
| DIAGNOSTIC GROUP INTEGRATED HEALTHCARE | | | 1 | 100% | 1 |
| RIDGE OPTUM FLORIDA | | | 1 | 100% | 1 |
| ARNOLD PALMER HOSPITAL LAB POCT | | 1 | | | 1 |
| ER NEAR ME HULEN | | 1 | | | 1 |
| CVS PA1657POCT YORK | | 1 | | | 1 |
| TREASURE COAST PRIMARY CARE | | 1 | | | 1 |
| Arch Plaza Nursing and Rehabilitation Center | | | 1 | 100% | 1 |
| MORGAN STANELY HEALTH CENTER | | 1 | | | 1 |
| CAREHERE LLC | | | 1 | 100% | 1 |
| A.G. Rhodes | | 1 | | | 1 |
| CALIFORNIA PUBLIC HEALTH LABORATORY | | | 1 | 100% | 1 |
| GREATER TAMPA AT HOME | | | 1 | 100% | 1 |
| MED FIRST IMMEDIATE CARE AND FAMILY PRACTICE | | | 1 | 100% | 1 |
| MEDEXPRESS URGENT CARE - FORT SMITH | | 1 | | | 1 |
| CLUB HEALTH AND REHABILITATION CENTER, THE | | 1 | | | 1 |
| HOLSTON MEDICAL GROUP | | 1 | | | 1 |
| BASCOM PALMER-MICRO LAB | | | 1 | 100% | 1 |
| Hearthstone Nursing and Rehabilitation Center | | 1 | | | 1 |

COVID-19: testing by laboratory

Data through Jan 31, 2021 verified as of Feb 1, 2021 at 09:25 AM

Data in this report are provisional and subject to change.

The numbers in the table below represent the number of Florida and non-Florida residents for whom test results were received by the Department of Health. A person can be tested by more than one laboratory and can have both positive and negative results. **Therefore, the sum of the numbers in each column will be larger than the total number of people tested.**

| Reporting lab | Inconclusive | Negative | Positive | Percent positive | Total |
|--|--------------|----------|----------|------------------|-------|
| COMMUNITY MEDICAL CARE | | | 1 | 100% | 1 |
| PROVIDENCE ST PETER HOSPITAL | | 1 | | | 1 |
| HARDIN HEALTH INC | | 1 | | | 1 |
| PARK AVENUE DERMATOLOGY NORTH | | | 1 | 100% | 1 |
| PUBLIC HEALTH LABORATORIES | | | 1 | 100% | 1 |
| BAXTER REGIONAL MEDICAL CENTER | | | 1 | 100% | 1 |
| Metairie Healthcare Center | | | 1 | 100% | 1 |
| KANSAS CITY VA MEDICAL CENTER | | | 1 | 100% | 1 |
| WALGREEN#12147 | | 1 | | | 1 |
| BROOKDALE AVONDALE (BU 04360) | | | 1 | 100% | 1 |
| CANDLER HOSPITAL | | | 1 | 100% | 1 |
| TWIN | | | 1 | 100% | 1 |
| ENCOMPASS HEALTH REHABILITATION OF ALTAMONTE | | | 1 | 100% | 1 |
| RABI SINHA, MD | | 1 | | | 1 |
| AURORA CONSOLIDATED LABORATORY | | | 1 | 100% | 1 |
| Beth Sholom Home of Eastern Virginia | | | 1 | 100% | 1 |
| Hillside Manor Rehabilitation and Extended Care Center | | 1 | | | 1 |
| The Center at Centennial | | | 1 | 100% | 1 |
| PASSPORT HEALTH ORLANDO | | 1 | | | 1 |
| CVS NV9586POCT RENO | | 1 | | | 1 |
| Gulf Coast health and Rehabilitation, LLC | | 1 | | | 1 |
| ALLEGANY COUNTY DEPARTMENT OF HEALTH | | 1 | | | 1 |
| LUMICO LIFE INSURANCE COMPANY | | 1 | | | 1 |
| SOUTHWOOD NURSING & RETIREMENT CENTER | | 1 | | | 1 |
| Mountain View Manor | | | 1 | 100% | 1 |
| CVS CA9103POCT ESCONDIDO | | 1 | | | 1 |
| MEDICAL CLINIC OF HOUSTON | | | 1 | 100% | 1 |
| LEHIGH REGIONAL WOUND CENTER | | | 1 | 100% | 1 |
| SV MOBILE HEALTH | | | 1 | 100% | 1 |
| Redwood Springs Healthcare | | | 1 | 100% | 1 |
| ICARE | | 1 | | | 1 |
| FELD ENTERTAINMENT | | | 1 | 100% | 1 |
| NORTHSIDE HOSPITAL DULUTH | | | 1 | 100% | 1 |
| Kroger 541 - The Little Clinic Long Hollow Pike | | 1 | | | 1 |
| BEAUMONT HOSPITAL, GROSSE POINTE | | | 1 | 100% | 1 |
| ADVANCED URGENT CARE PLLC | | 1 | | | 1 |
| Kroger 909 - The Little Clinic Hamilton | | | 1 | 100% | 1 |
| PATHOLOGYT & LAB MEDICINE SERVICES | | | 1 | 100% | 1 |
| Riviera Health Resort | | 1 | | | 1 |
| LIFELINK OF FLORIDA | | | 1 | 100% | 1 |
| SLIDELL MEMORIAL HOSPITAL | | | 1 | 100% | 1 |
| NORTH MIAMI BEACH SURGICAL CENTER | | | 1 | 100% | 1 |
| Sevierville Health and Rehabilitation | | 1 | | | 1 |
| Advanced Rehabilitation of Vernon | | 1 | | | 1 |
| UNIVERSITY OF ILLINOIS VETERINARY DIAG | | 1 | | | 1 |
| Bethel Lutheran Nursing & Rehabilitation Center | | 1 | | | 1 |

COVID-19: testing by laboratory

Data through Jan 31, 2021 verified as of Feb 1, 2021 at 09:25 AM

Data in this report are provisional and subject to change.

The numbers in the table below represent the number of Florida and non-Florida residents for whom test results were received by the Department of Health. A person can be tested by more than one laboratory and can have both positive and negative results. **Therefore, the sum of the numbers in each column will be larger than the total number of people tested.**

| Reporting lab | Inconclusive | Negative | Positive | Percent positive | Total |
|---|--------------|----------|----------|------------------|-------|
| ACCOMPLISHED HOME CARE | | 1 | | | 1 |
| FIT4LIFE MEDICAL CENTER | | | 1 | 100% | 1 |
| PIONEER CLINICAL RESEARCH LLC | | | 1 | 100% | 1 |
| PEDIATRIC PARTNERS | | | 1 | 100% | 1 |
| Bethany Manor | | 1 | | | 1 |
| RAPID CITY REGIONAL HOSPITAL -579 ATTN. LABORATORY | | 1 | | | 1 |
| HENRY FORD WEST BLOOMFIELD HOSPITAL | | | 1 | 100% | 1 |
| BMC/NASSAU | | | 1 | 100% | 1 |
| MY URGENT CARE CLINIC | | | 1 | 100% | 1 |
| Diversicare of Smyrna | | 1 | | | 1 |
| GIBSON AREA PRIMARY CARE | | | 1 | 100% | 1 |
| Memorial Health Care Center | | | 1 | 100% | 1 |
| CROSS CREEK HEALTH CARE | | 1 | | | 1 |
| NASSAU COUNTY HEALTH DEPARTMENT | | 1 | | | 1 |
| MONMOUTH MEDICAL CENTER | | 1 | | | 1 |
| ACUPATH LABORATORIES INC | | | 1 | 100% | 1 |
| STARLING AT SAN JOSE | | | 1 | 100% | 1 |
| LAKEVIEW REGIONAL HOSPITAL | | | 1 | 100% | 1 |
| ALLIANCE MD DIRECT PRIMARY CARE | | | 1 | 100% | 1 |
| MEDICAL SPECIALISTS OF THE PALM BEACHES INC | | | 1 | 100% | 1 |
| University Plaza Rehabilitation and Nursing | | | 1 | 100% | 1 |
| DAYTONA BEACH CENTRA CARE | | | 1 | 100% | 1 |
| CVS PA2687POCT EXTON | | 1 | | | 1 |
| SANITAS RESEARCH LLC | | | 1 | 100% | 1 |
| HELIUM URGENT CARE | | | 1 | 100% | 1 |
| GOSHEN HOSPITAL | | | 1 | 100% | 1 |
| BRANDON OUTREACH CLINIC | | | 1 | 100% | 1 |
| RIVIERA BEACH HEALTH CENTER LAB | | | 1 | 100% | 1 |
| FAYETTE MEDICAL CENTER LAB | | 1 | | | 1 |
| FLORIDA HOSPITAL ORMOND BEACH | | | 1 | 100% | 1 |
| Kroger 618 - The Little Clinic Trail Creek Village | | 1 | | | 1 |
| CARENOW-MONTGOMERY | | | 1 | 100% | 1 |
| PALMETTO PRIMARY CARE PHYSICIANS | | | 1 | 100% | 1 |
| ELDER ALTERNATIVES INC | | | 1 | 100% | 1 |
| Bon Secours Place | | | 1 | 100% | 1 |
| APOPKA FAMILY HEALTH CENTER | | | 1 | 100% | 1 |
| Florence Home | | 1 | | | 1 |
| MEDOR/ACC SYNCHRONY | | | 1 | 100% | 1 |
| EVERGREEN NURSING HOME | | 1 | | | 1 |
| CAREWELL URGENT CARE FITCHBURG | | | 1 | 100% | 1 |
| Livingston County Center for Nursing and Rehabilitation | | 1 | | | 1 |
| ROSE HAVEN NURSING CENTER | | 1 | | | 1 |
| MOBILE MEDICAL CLINIC | | | 1 | 100% | 1 |
| Kroger 410 - The Little Clinic Trinity | | 1 | | | 1 |
| METROWEST MEDICAL CENTER - FRAMINGHAM | | | 1 | 100% | 1 |
| JOHN PETER SMITH HOSPITAL- OB TRIAGE | | | 1 | 100% | 1 |

COVID-19: testing by laboratory

Data through Jan 31, 2021 verified as of Feb 1, 2021 at 09:25 AM

Data in this report are provisional and subject to change.

The numbers in the table below represent the number of Florida and non-Florida residents for whom test results were received by the Department of Health. A person can be tested by more than one laboratory and can have both positive and negative results. **Therefore, the sum of the numbers in each column will be larger than the total number of people tested.**

| Reporting lab | Inconclusive | Negative | Positive | Percent positive | Total |
|--|--------------|----------|----------|------------------|-------|
| MEDEXPRESS URGENT CARE - ST CLAIR, CLOVER DR. | | 1 | | | 1 |
| HOLLAND COMMUNITY HOSPITAL | | 1 | | | 1 |
| CVS KY4779POCT LOUISVILLE | | 1 | | | 1 |
| DOCTORS HEARING | | | 1 | 100% | 1 |
| Kroger 522 - The Little Clinic Gahanna | | 1 | | | 1 |
| REFERENCE LABORATORY | | | 1 | 100% | 1 |
| BAPTIST HOSPITAL NURSING/PATIENT CARE | | | 1 | 100% | 1 |
| LIMA MEMORIAL HOSPITAL | | | 1 | 100% | 1 |
| MEMORIAL SATILLA HEALTH | | | 1 | 100% | 1 |
| WESLEY MEDICAL CENTER | | | 1 | 100% | 1 |
| RAYMOND F CARON MD | | | 1 | 100% | 1 |
| FAST PACE URGENT CARE | | | 1 | 100% | 1 |
| FLORIDA CLINICAL RESEARCH CENTER, LLC | | | 1 | 100% | 1 |
| AURORA MEDICAL CENTER-KENOSHA | | | 1 | 100% | 1 |
| AVERA ST. MARY'S HOSPITAL | | | 1 | 100% | 1 |
| CHATEAU MADELEINE - SENIOR LIVING & MEMORY CARE | | | 1 | 100% | 1 |
| MED BAR LLC | | 1 | | | 1 |
| SOMA MEDICAL CENTER PA #3 PALOMINO | | | 1 | 100% | 1 |
| HELEN HAYES HOSPITAL LABORATORY | | 1 | | | 1 |
| ISLANDS ASSISTED LIVING FACILITY,THE | | | 1 | 100% | 1 |
| CHOTA COMMUNITY HEALTH SERVICES | | 1 | | | 1 |
| CVS PA7611POCT ALLISON PARK | | 1 | | | 1 |
| TITUSVILLE CENTER FOR SURGICAL EXCELLENCE LLC | | 1 | | | 1 |
| LIFELINK TRANSPLANT INSTITUTE LAB | | | 1 | 100% | 1 |
| JOHNSON & JOHNSON VISION CARE-VISTAKON | | | 1 | 100% | 1 |
| CVS PA1296POCT DREXEL HILL | | 1 | | | 1 |
| WASHINGTONVILLE PHARMACY INC | | 1 | | | 1 |
| ANDREWS INSTITUTE AMBULATORY SURGERY CENTER | | 1 | | | 1 |
| HARDEE COUNTY FIRE RESCUE | | 1 | | | 1 |
| IM&P WELLNES CENTER | | | 1 | 100% | 1 |
| COSTCO PHARMACY #1023 | | | 1 | 100% | 1 |
| Garden Villa Bedford | | 1 | | | 1 |
| SPECTRUM LABORATORY | | | 1 | 100% | 1 |
| Miller Health Care Center | | | 1 | 100% | 1 |
| KIDSVILLE PEDIATRICS IV PA | | 1 | | | 1 |
| STEPHENS COUNTY HOSPITAL | | | 1 | 100% | 1 |
| BIOMERIEUX | | | 1 | 100% | 1 |
| HALIFAX HEALTH PRIMARY CARE ORMOND | | | 1 | 100% | 1 |
| Walgreens #5914 | | 1 | | | 1 |
| BROADWAY HEALTH FLORIDA MEDICAL CLINIC URGENT CARE | | | 1 | 100% | 1 |
| FHPG SURGICAL ASSOCIATES OF EAST PASCO | | | 1 | 100% | 1 |
| Kroger 350 - The Little Clinic New Cut Road | | 1 | | | 1 |
| OLEAN GENERAL HOSPITAL | | 1 | | | 1 |
| MEDEXPRESS URGENT CARE, EDWARDSVILLE | | 1 | | | 1 |
| EXCEL URGENT CARE OF NJ | | | 1 | 100% | 1 |
| MEDEXPRESS URGENT CARE - HADLEY | | 1 | | | 1 |

COVID-19: testing by laboratory

Data through Jan 31, 2021 verified as of Feb 1, 2021 at 09:25 AM

Data in this report are provisional and subject to change.

The numbers in the table below represent the number of Florida and non-Florida residents for whom test results were received by the Department of Health. A person can be tested by more than one laboratory and can have both positive and negative results. **Therefore, the sum of the numbers in each column will be larger than the total number of people tested.**

| Reporting lab | Inconclusive | Negative | Positive | Percent positive | Total |
|--|---------------|-------------------|------------------|------------------|-------------------|
| ORLANDO PHYSICIAN NETWORK | | 1 | | | 1 |
| SOUTHERN HILLS MEDICAL CENTER | | | 1 | 100% | 1 |
| FLORIDA HEALTH CARE MEDICAL GROUP | | 1 | | | 1 |
| HERNANDO COUNTY HEALTH DEPT | | | 1 | 100% | 1 |
| CLEVELAND CLINIC AKRON GENERAL | | | 1 | 100% | 1 |
| CHC SOUTHWEST FLORIDA LAB-LIVE | | | 1 | 100% | 1 |
| TREASURE COAST URGENT & FAMILY CARE | | | 1 | 100% | 1 |
| HORIZON MEDICAL CENTER | | | 1 | 100% | 1 |
| COLUMBIA CREST CARE & RAHAB | | 1 | | | 1 |
| LIBERTY HEALTH CENTER | | | 1 | 100% | 1 |
| ST LUCIE COUNTY HEALTH DEPARTMENT | | | 1 | 100% | 1 |
| NEMOURS CHILDREN'S PRIMARY CARE, ST CLOUD | | | 1 | 100% | 1 |
| MIAMI VASCULAR SURGERY | | | 1 | 100% | 1 |
| FINLAY MEDICAL RESEARCH CORP | | | 1 | 100% | 1 |
| WESTON COUNTY HEALTH SERVICES | | | 1 | 100% | 1 |
| Winter Garden Rehab and Nursing Facility | | 1 | | | 1 |
| Garden Isle Healthcare and Rehabilitation Center | | 1 | | | 1 |
| CLEVELAND CLINIC OHIO LABORATORIES | | | 1 | 100% | 1 |
| FLORIDA MEDICAL CENTER | | | 1 | 100% | 1 |
| AMD | | | 1 | 100% | 1 |
| FLORIDA KEYS PED AND ADOLES CTR | | | 1 | 100% | 1 |
| KETAMINE HEALTH CENTERS AT BONITA SPRINGS, LLC | | 1 | | | 1 |
| CTMD MEDICAL CENTER, PA | | | 1 | 100% | 1 |
| INLET CONCIERGE MEDICINE | | | 1 | 100% | 1 |
| OPTUM OF HIALEAH | | 1 | | | 1 |
| Total | 79,377 | 14,791,520 | 2,212,703 | 13% | 17,083,600 |