

# COVID-19: summary of cases and monitoring

Data through Jan 23, 2021 verified as of Jan 24, 2021 at 09:25 AM

Data in this report are provisional and subject to change.

Cases: people with positive PCR or antigen test result	
Total cases	1,649,449
Florida residents	1,619,288
Non-Florida residents	30,161
Type of testing	
Florida residents	1,619,288
Positive by BPHL/CDC	57,736
Positive by commercial/hospital lab	1,561,552
PCR positive	1,344,147
Antigen positive	275,141
Non-Florida residents	30,161
Positive by BPHL/CDC	778
Positive by commercial/hospital lab	29,383
PCR positive	21,499
Antigen positive	8,662
Characteristics	
Florida residents hospitalized	70,181
Florida resident deaths	25,293
Non-Florida resident deaths	400
Hospitalized counts include anyone who was hospitalized at some point during their illness. It does not reflect the number of people currently hospitalized.	
More information on deaths identified through death certificate data is available on the National Center for Health Statistics website at <a href="http://www.cdc.gov/nchs/nvss/vsrr/COVID19/index.htm">www.cdc.gov/nchs/nvss/vsrr/COVID19/index.htm</a> .	

Cases: people with positive PCR or antigen test result	
Risk factors for Florida residents	
Traveled	13,423
Contact with a known case	605,373
Traveled and contact with a known case	18,217
Neither	982,275
No travel and no contact	184,895
Travel is unknown	586,393
Contact is unknown	354,460
Contact is pending	387,284
Travel can be unknown and contact can be unknown or pending for the same case, these numbers will sum to more than the "neither" total.	

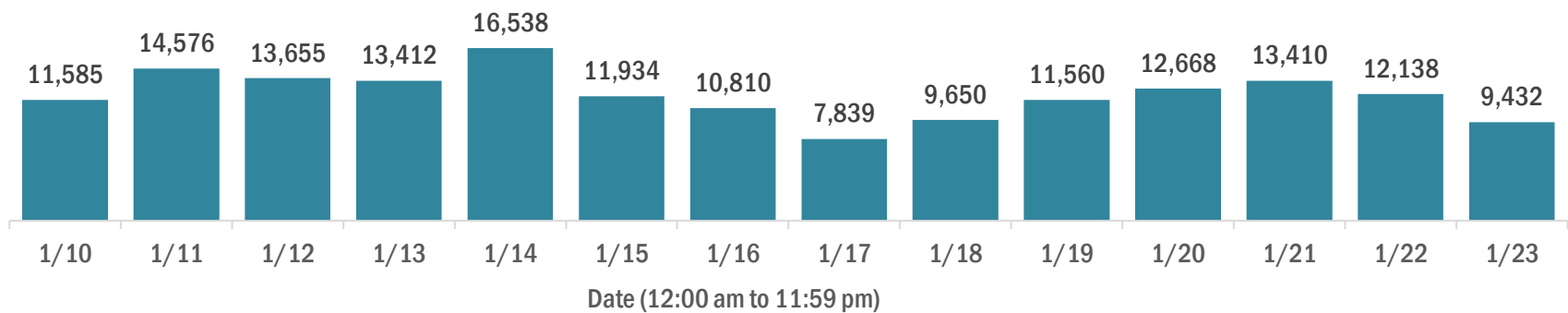
# COVID-19: summary of laboratory testing

Data through Jan 23, 2021 verified as of Jan 24, 2021 at 09:25 AM

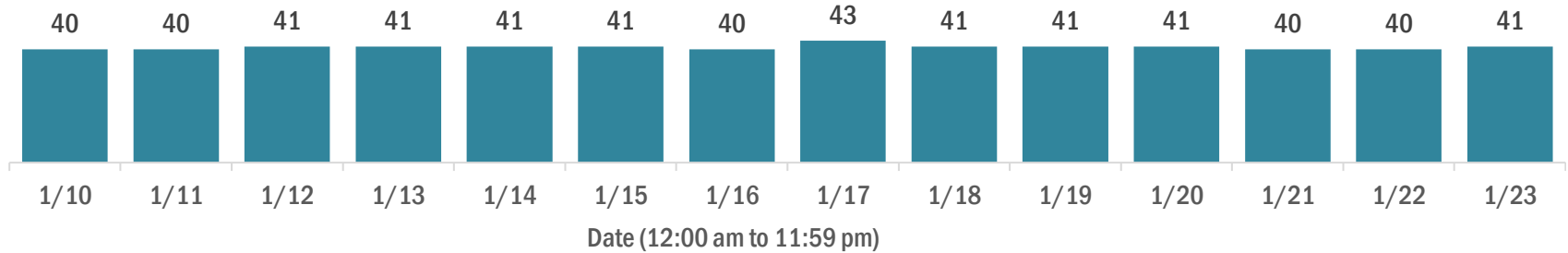
Data in this report are provisional and subject to change.

## Cases in Florida residents per day for the past 2 weeks

Number of cases per day



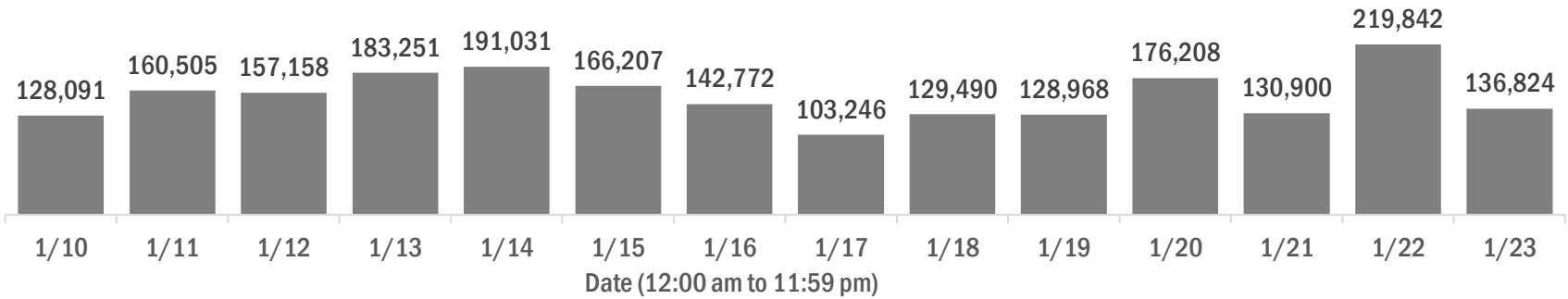
Median age of cases by day



## Laboratory testing for Florida residents over the past 2 weeks

### Number of Florida residents tested per day

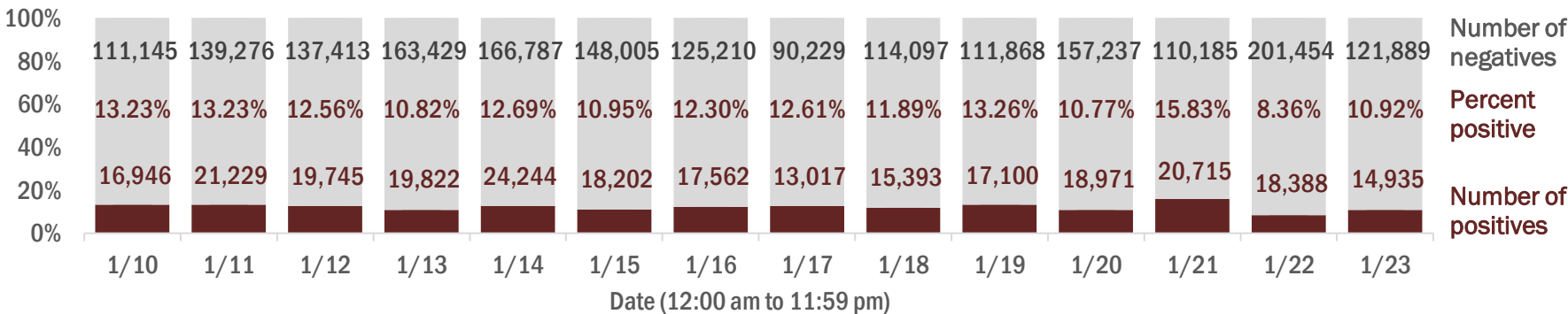
These counts include the number of people for whom the Department received PCR or antigen laboratory results by day. People tested on multiple days will be included for each day a new result was received. A person is only counted once for each day they are tested, regardless of whether multiple specimens are tested or multiple results are received.



### Number and percent of Florida residents with positive test results

The percent of positive results ranged from 8.36% to 15.83% over the past 2 weeks and was 10.92% yesterday.

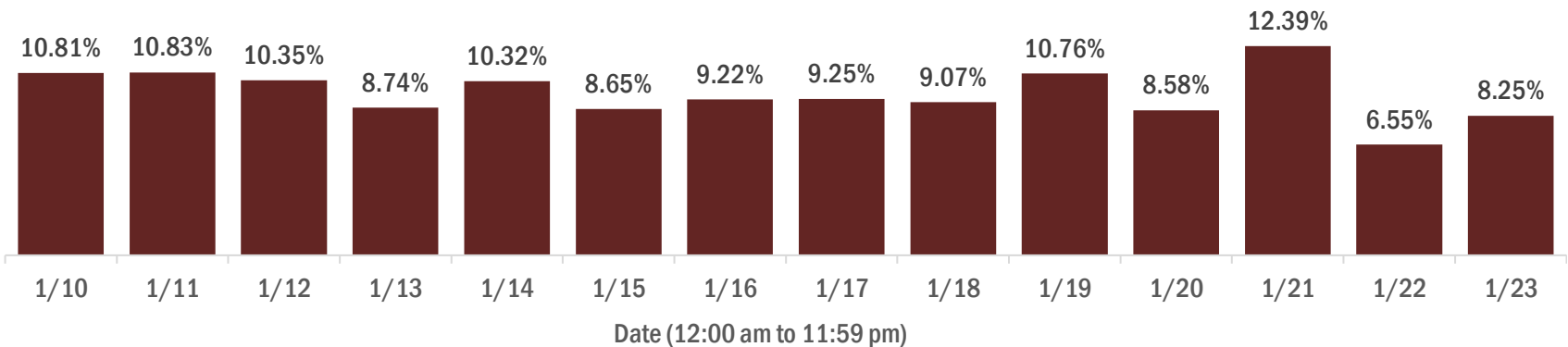
These counts include the number of people for whom the Department received PCR or antigen laboratory results by day. People tested on multiple days will be included for each day a new result was received. A person is only counted once for each day they are tested, regardless of whether multiple specimens are tested or multiple results are received. If a person has a positive specimen and a negative specimen in the same day, only the positive result is counted.



### Percent positivity for new cases in Florida residents

The percent of positive results ranged from 6.55% to 12.39% over the past 2 weeks and was 8.25% yesterday.

This percent is the number of people who test PCR- or antigen-positive for the first time divided by all the people tested that day, excluding people who have previously tested positive.



# COVID-19: characteristics of 1,619,288 Florida resident cases

Data through Jan 23, 2021 verified as of Jan 24, 2021 at 09:25 AM

Data in this report are provisional and subject to change.

Age group	Cases		Hospitalizations		Deaths	
0-4 years	30,546	2%	464	1%	0	0%
5-14 years	92,467	6%	425	1%	5	0%
15-24 years	249,438	15%	1,750	2%	36	0%
25-34 years	285,397	18%	3,539	5%	138	1%
35-44 years	251,550	16%	5,322	8%	388	2%
45-54 years	247,952	15%	8,141	12%	961	4%
55-64 years	213,061	13%	11,936	17%	2,740	11%
65-74 years	135,500	8%	14,484	21%	5,365	21%
75-84 years	75,613	5%	14,327	20%	7,600	30%
85+ years	36,551	2%	9,788	14%	8,060	32%
Unknown	1,213	0%	5	0%	0	0%
Total	1,619,288		70,181		25,293	

Gender	Cases	
Female	844,940	52%
Male	762,160	47%
Unknown	12,188	1%
Total	1,619,288	

Ethnicity	Cases		Hospitalizations		Deaths	
Hispanic	509,203	31%	18,263	26%	5,990	24%
Non-Hispanic	756,415	47%	48,246	69%	17,523	69%
Unknown	353,670	22%	3,672	5%	1,780	7%
Total	1,619,288		70,181		25,293	

Race and ethnicity	Cases		Hospitalizations		Deaths	
White	884,832	55%	45,273	65%	18,276	72%
Hispanic	338,526	21%	12,887	18%	4,733	19%
Non-Hispanic	477,977	30%	30,893	44%	12,668	50%
Unknown	68,329	4%	1,493	2%	875	3%
Black	211,941	13%	14,732	21%	4,164	16%
Hispanic	12,096	1%	611	1%	161	1%
Non-Hispanic	181,022	11%	13,787	20%	3,846	15%
Unknown	18,823	1%	334	0%	157	1%
Other race	234,415	14%	7,999	11%	2,020	8%
Hispanic	118,672	7%	4,297	6%	933	4%
Non-Hispanic	79,635	5%	3,329	5%	911	4%
Unknown	36,108	2%	373	1%	176	1%
Unknown race	288,100	18%	2,177	3%	833	3%
Hispanic	39,909	2%	468	1%	163	1%
Non-Hispanic	17,781	1%	237	0%	98	0%
Unknown	230,410	14%	1,472	2%	572	2%
Total	1,619,288		70,181		25,293	

**Hospitalization** counts include anyone who was hospitalized at some point during their illness. It does not reflect the number of people currently hospitalized. **Other race** includes any person with a race of American Indian/Alaskan native, Asian, native Hawaiian/Pacific Islander, or other.

# COVID-19: deaths in Florida residents and staff of long-term care facilities

Data through Jan 23, 2021 verified as of Jan 24, 2021 at 09:25 AM

Data in this report are provisional and subject to change.

For current cases in residents or staff of long-term care facilities, please visit: <https://floridahealthcovid19.gov/>

County	Deaths		County	Deaths		County	Deaths	
Dade	939	<div></div> 10%	Martin	138	<div></div> 2%	Okeechobee	16	<div></div> 0%
Palm Beach	893	<div></div> 10%	Hernando	128	<div></div> 1%	Calhoun	14	<div></div> 0%
Pinellas	760	<div></div> 8%	Osceola	119	<div></div> 1%	Gadsden	12	<div></div> 0%
Broward	551	<div></div> 6%	Charlotte	108	<div></div> 1%	Gulf	12	<div></div> 0%
Hillsborough	470	<div></div> 5%	Indian River	98	<div></div> 1%	Washington	12	<div></div> 0%
Polk	386	<div></div> 4%	Clay	93	<div></div> 1%	Wakulla	11	<div></div> 0%
Brevard	324	<div></div> 4%	Jackson	81	<div></div> 1%	Baker	10	<div></div> 0%
Sarasota	320	<div></div> 4%	Leon	74	<div></div> 1%	Jefferson	10	<div></div> 0%
Duval	309	<div></div> 3%	St. Johns	70	<div></div> 1%	Holmes	9	<div></div> 0%
Lee	309	<div></div> 3%	Bay	66	<div></div> 1%	Bradford	8	<div></div> 0%
Orange	308	<div></div> 3%	Highlands	63	<div></div> 1%	Lafayette	8	<div></div> 0%
Volusia	228	<div></div> 2%	Santa Rosa	59	<div></div> 1%	Desoto	5	<div></div> 0%
St. Lucie	212	<div></div> 2%	Suwannee	56	<div></div> 1%	Franklin	5	<div></div> 0%
Escambia	208	<div></div> 2%	Alachua	52	<div></div> 1%	Flagler	4	<div></div> 0%
Marion	207	<div></div> 2%	Columbia	46	<div></div> 1%	Levy	4	<div></div> 0%
Seminole	198	<div></div> 2%	Sumter	36	<div></div> 0%	Monroe	3	<div></div> 0%
Pasco	175	<div></div> 2%	Nassau	29	<div></div> 0%	Taylor	3	<div></div> 0%
Manatee	167	<div></div> 2%	Putnam	25	<div></div> 0%	Hardee	2	<div></div> 0%
Collier	163	<div></div> 2%	Walton	23	<div></div> 0%	Dixie	1	<div></div> 0%
Citrus	152	<div></div> 2%	Hendry	20	<div></div> 0%	Liberty	1	<div></div> 0%
Lake	145	<div></div> 2%	Madison	19	<div></div> 0%			
Okaloosa	140	<div></div> 2%	Gilchrist	17	<div></div> 0%			
						Total	9,134	

**Note:** cases are summarized by the county of usual residence. Residents and staff may be cases associated with facilities that are not in their county of usual residence, resulting in cases being included below for counties that do not have facilities with known cases.

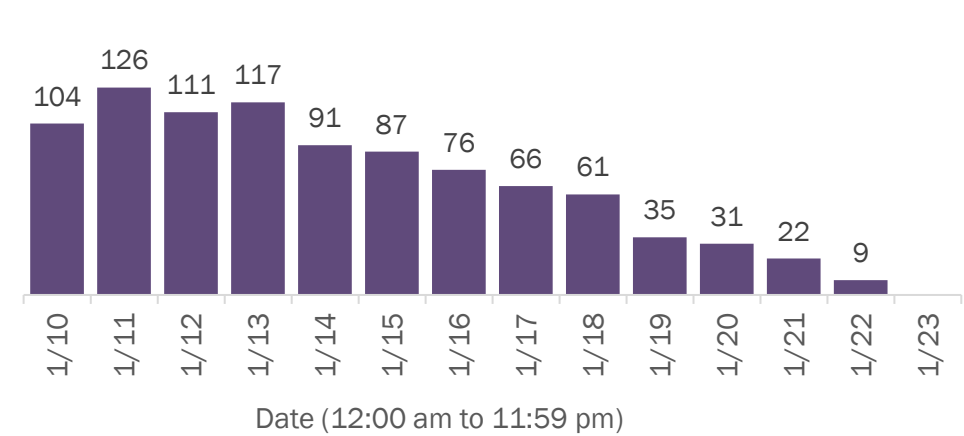
# COVID-19: cases in Florida residents who have died

Data through Jan 23, 2021 verified as of Jan 24, 2021 at 09:25 AM

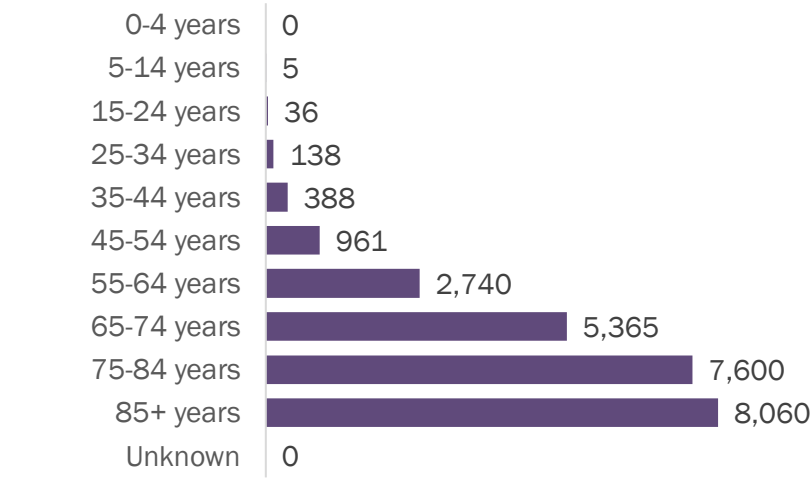
Data in this report are provisional and subject to change.

Demographics for all identified COVID-19 deaths: 25,293

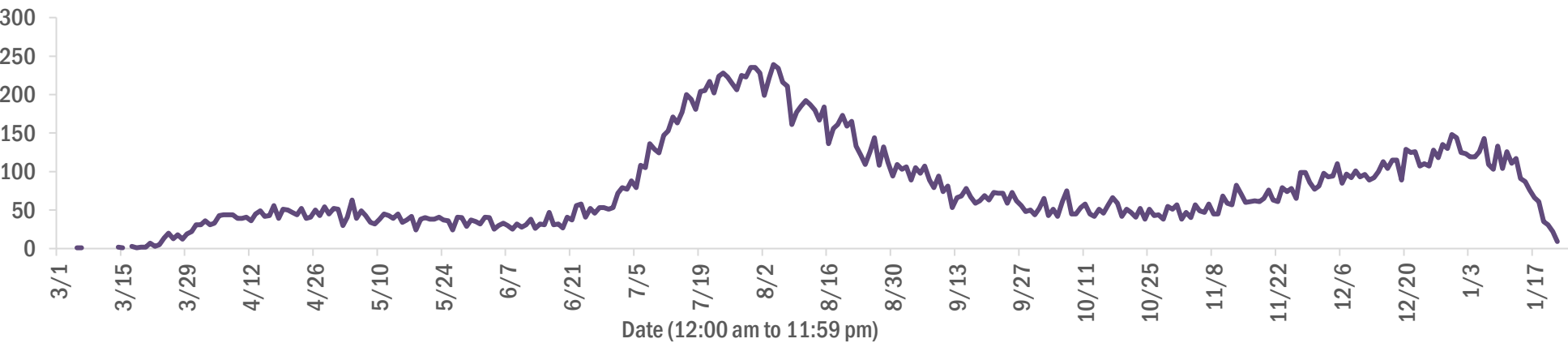
Deaths by date of death for the past 2 weeks



Deaths by age group



Deaths by date of death since March 2020



Age group	Deaths	Cases	Case fatality rate	Mortality rate per 100,000 population
0-4 years	0	30,546	0.0%	0.0
5-14 years	5	92,467	0.0%	0.2
15-24 years	36	249,438	0.0%	1.4
25-34 years	138	285,397	0.0%	4.9
35-44 years	388	251,550	0.2%	14.9
45-54 years	961	247,952	0.4%	34.5
55-64 years	2,740	213,061	1.3%	94.7
65-74 years	5,365	135,500	4.0%	221.1
75-84 years	7,600	75,613	10.1%	541.2
85+ years	8,060	36,551	22.1%	1395.6
Unknown	0	1,213	0.0%	
Total	25,293	1,619,288	1.6%	117.1

Gender	Deaths	Cases	Case fatality rate	Mortality rate per 100,000 population
Female	11,127	844,940	1.3%	100.8
Male	14,166	762,160	1.9%	134.2
Unknown	0	12,188	0.0%	
Total	25,293	1,619,288	1.6%	117.1

Race	Deaths	Cases	Case fatality rate	Mortality rate per 100,000 population
White	18,276	884,832	2.1%	109.5
Other	2,020	234,415	0.9%	162.3
Black	4,164	211,941	2.0%	113.8
Unknown	833	288,100	0.3%	
Total	25,293	1,619,288	1.6%	117.1

Ethnicity	Deaths	Cases	Case fatality rate	Mortality rate per 100,000 population
Non-Hispanic	17,523	756,415	2.3%	110.1
Hispanic	5,990	509,203	1.2%	105.5
Unknown	1,780	353,670	0.5%	
Total	25,293	1,619,288	1.6%	117.1

# COVID-19: characteristics of 1,619,288 cases

Data through Jan 23, 2021 verified as of Jan 24, 2021 at 09:25 AM

Data in this report are provisional and subject to change.

Tables below include cases in Florida residents and non-Florida residents.

All 67 Florida counties have cases:

County	FL resident cases		Non-FL resident cases	Total cases	FL resident deaths	FL death rate
Dade	354,477	<div></div> 22%	4,324	358,801	4,730	1.3%
Broward	164,081	<div></div> 10%	1,977	166,058	2,034	1.2%
Palm Beach	100,676	<div></div> 6%	1,691	102,367	2,098	2.1%
Orange	97,267	<div></div> 6%	1,224	98,491	894	0.9%
Hillsborough	95,985	<div></div> 6%	810	96,795	1,238	1.3%
Duval	77,210	<div></div> 5%	1,282	78,492	873	1.1%
Pinellas	55,528	<div></div> 3%	1,407	56,935	1,224	2.2%
Lee	49,019	<div></div> 3%	1,606	50,625	772	1.6%
Polk	47,790	<div></div> 3%	329	48,119	929	1.9%
Osceola	31,750	<div></div> 2%	523	32,273	334	1.1%
Volusia	28,802	<div></div> 2%	443	29,245	497	1.7%
Escambia	26,157	<div></div> 2%	3,071	29,228	488	1.9%
Pasco	28,045	<div></div> 2%	254	28,299	494	1.8%
Brevard	27,298	<div></div> 2%	439	27,737	613	2.2%
Manatee	26,881	<div></div> 2%	500	27,381	487	1.8%
Collier	25,957	<div></div> 2%	875	26,832	386	1.5%
Leon	24,365	<div></div> 2%	795	25,160	209	0.9%
Sarasota	22,772	<div></div> 1%	1,034	23,806	605	2.7%
Marion	23,301	<div></div> 1%	89	23,390	567	2.4%
Seminole	22,918	<div></div> 1%	170	23,088	358	1.6%
Lake	20,391	<div></div> 1%	273	20,664	386	1.9%
Alachua	19,499	<div></div> 1%	224	19,723	163	0.8%
St. Lucie	18,501	<div></div> 1%	124	18,625	470	2.5%
St. Johns	17,247	<div></div> 1%	245	17,492	154	0.9%
Okaloosa	15,755	<div></div> 1%	177	15,932	276	1.8%
Bay	14,644	<div></div> 1%	611	15,255	266	1.8%
Clay	14,713	<div></div> 1%	36	14,749	226	1.5%
Santa Rosa	14,526	<div></div> 1%	185	14,711	195	1.3%
Hernando	9,425	<div></div> 1%	69	9,494	327	3.5%
Charlotte	9,230	<div></div> 1%	137	9,367	284	3.1%
Indian River	9,244	<div></div> 1%	79	9,323	212	2.3%
Martin	9,142	<div></div> 1%	164	9,306	236	2.6%
Citrus	8,241	<div></div> 1%	59	8,300	330	4.0%
Columbia	7,021	<div></div> 0%	32	7,053	139	2.0%
Sumter	6,682	<div></div> 0%	68	6,750	169	2.5%

County	FL resident cases		Non-FL resident cases	Total cases	FL resident deaths	FL death rate
Nassau	6,273	<div></div> 0%	386	6,659	79	1.3%
Highlands	6,106	<div></div> 0%	62	6,168	244	4.0%
Walton	5,472	<div></div> 0%	593	6,065	63	1.2%
Jackson	5,450	<div></div> 0%	63	5,513	129	2.4%
Putnam	5,235	<div></div> 0%	14	5,249	98	1.9%
Monroe	4,894	<div></div> 0%	264	5,158	39	0.8%
Flagler	4,937	<div></div> 0%	55	4,992	60	1.2%
Gadsden	4,940	<div></div> 0%	15	4,955	67	1.4%
Suwannee	4,707	<div></div> 0%	26	4,733	106	2.3%
Hendry	3,947	<div></div> 0%	18	3,965	55	1.4%
Unknown	251	<div></div> 0%	3,060	3,311	0	0.0%
Desoto	3,283	<div></div> 0%	16	3,299	66	2.0%
Okeechobee	3,106	<div></div> 0%	33	3,139	57	1.8%
Baker	2,925	<div></div> 0%	12	2,937	44	1.5%
Wakulla	2,821	<div></div> 0%	9	2,830	38	1.3%
Bradford	2,583	<div></div> 0%	8	2,591	35	1.4%
Hardee	2,484	<div></div> 0%	12	2,496	22	0.9%
Levy	2,439	<div></div> 0%	9	2,448	23	0.9%
Taylor	2,384	<div></div> 0%	6	2,390	33	1.4%
Washington	2,342	<div></div> 0%	21	2,363	30	1.3%
Holmes	1,987	<div></div> 0%	31	2,018	34	1.7%
Madison	1,759	<div></div> 0%	25	1,784	37	2.1%
Union	1,634	<div></div> 0%	1	1,635	70	4.3%
Gulf	1,603	<div></div> 0%	19	1,622	31	1.9%
Lafayette	1,515	<div></div> 0%	0	1,515	23	1.5%
Calhoun	1,485	<div></div> 0%	2	1,487	36	2.4%
Hamilton	1,453	<div></div> 0%	16	1,469	15	1.0%
Dixie	1,361	<div></div> 0%	3	1,364	13	1.0%
Jefferson	1,225	<div></div> 0%	22	1,247	19	1.6%
Franklin	1,159	<div></div> 0%	28	1,187	10	0.9%
Gilchrist	1,170	<div></div> 0%	3	1,173	28	2.4%
Liberty	965	<div></div> 0%	1	966	14	1.5%
Glades	853	<div></div> 0%	2	855	12	1.4%
Total	1,619,288		30,161	1,649,449	25,293	1.6%

# COVID-19: characteristics of 1,619,288 Florida resident cases

Data through Jan 23, 2021 verified as of Jan 24, 2021 at 09:25 AM

Data in this report are provisional and subject to change.

The table below includes the cities and counties of residence for cases in Florida residents based on the patient's ZIP Code. Note that city is not always received as part of the initial notification and may be missing while the case is being investigated.

City and county	Cases
Miami, Dade	205,863
Jacksonville, Duval	72,494
Orlando, Orange	72,466
Tampa, Hillsborough	56,481
Hialeah, Dade	50,325
Fort Lauderdale, Broward	35,884
Hollywood, Broward	31,676
West Palm Beach, Palm Beach	24,775
Kissimmee, Osceola	24,651
Tallahassee, Leon	23,448
Naples, Collier	21,780
Pensacola, Escambia	21,642
Homestead, Dade	21,019
Saint Petersburg, Pinellas	20,683
Fort Myers, Lee	19,533
Bradenton, Manatee	17,689
Ocala, Marion	17,382
Boca Raton, Palm Beach	17,081
Lakeland, Polk	16,841
Pompano Beach, Broward	16,281
Gainesville, Alachua	15,546
Sarasota, Sarasota	14,081
Lake Worth, Palm Beach	12,334
Cape Coral, Lee	12,248
Port Saint Lucie, St. Lucie	12,191
Clearwater, Pinellas	10,975
Miami Beach, Dade	10,674
Miramar, Broward	10,669
Boynton Beach, Palm Beach	9,706
Doral, Dade	9,372
Saint Augustine, St. Johns	9,339
Panama City, Bay	9,294
Coral Springs, Broward	9,183
Miami Gardens, Dade	9,158
Melbourne, Brevard	8,183
Winter Haven, Polk	7,950
Lehigh Acres, Lee	7,749
Delray Beach, Palm Beach	7,632
Riverview, Hillsborough	7,270
Vero Beach, Indian River	7,107
Milton, Santa Rosa	7,095
Davie, Broward	7,017
New Port Richey, Pasco	6,495
Lake City, Columbia	6,459
Sunrise, Broward	6,405
Fort Pierce, St. Lucie	6,233
Saint Cloud, Osceola	6,158
Largo, Pinellas	6,105
Coral Gables, Dade	6,099
Orange Park, Clay	6,085
Palm Bay, Brevard	6,078
Daytona Beach, Volusia	6,070
Apopka, Orange	5,829
Spring Hill, Hernando	5,651
Brandon, Hillsborough	5,523
Plantation, Broward	5,503
Clermont, Lake	5,468
North Miami Beach, Dade	5,421
Davenport, Polk	5,220

# COVID-19: characteristics of 1,619,288 Florida resident cases

Data through Jan 23, 2021 verified as of Jan 24, 2021 at 09:25 AM

Data in this report are provisional and subject to change.

The table below includes the cities and counties of residence for cases in Florida residents based on the patient's ZIP Code. Note that city is not always received as part of the initial notification and may be missing while the case is being investigated.

City and county	Cases
Plant City, Hillsborough	5,212
Weston, Broward	5,143
Sanford, Seminole	5,030
Deltona, Volusia	4,956
Jupiter, Palm Beach	4,951
Deerfield Beach, Broward	4,749
Winter Garden, Orange	4,747
Port Charlotte, Charlotte	4,612
Fort Walton Beach, Okaloosa	4,493
Stuart, Martin	4,357
Tamarac, Broward	4,353
Palm Coast, Flagler	4,174
Crestview, Okaloosa	4,102
Wesley Chapel, Pasco	4,086
Land O Lakes, Pasco	4,066
Miami Lakes, Dade	4,037
Palm Beach Gardens, Palm Beach	3,943
Deland, Volusia	3,937
Coconut Creek, Broward	3,933
Palmetto, Manatee	3,908
Winter Park, Orange	3,883
Palm Harbor, Pinellas	3,796
Margate, Broward	3,782
Oviedo, Seminole	3,727
Live Oak, Suwannee	3,709
Wellington, Palm Beach	3,667
Opa Locka, Dade	3,655
Altamonte Springs, Seminole	3,540
Middleburg, Clay	3,537
Venice, Sarasota	3,461
Lutz, Hillsborough	3,406
Haines City, Polk	3,391
North Port, Sarasota	3,384
Port Orange, Volusia	3,376
Ocoee, Orange	3,299
Punta Gorda, Charlotte	3,294
Brooksville, Hernando	3,288
Leesburg, Lake	3,281
Sebring, Highlands	3,281
Hallandale, Broward	3,244
Valrico, Hillsborough	3,225
Arcadia, Desoto	3,196
Saint Johns, St. Johns	3,148
Okeechobee, Okeechobee	3,095
The Villages, Sumter	3,089
Bonita Springs, Lee	3,083
Pembroke Pines, Broward	3,068
Immokalee, Collier	3,036
Seminole, Pinellas	2,985
Ormond Beach, Volusia	2,979
Navarre, Santa Rosa	2,951
Zephyrhills, Pasco	2,920
Longwood, Seminole	2,797
Windermere, Orange	2,770
Cutler Ridge, Dade	2,747
Pinellas Park, Pinellas	2,744
Gulf Breeze, Santa Rosa	2,737
Ruskin, Hillsborough	2,677
North Lauderdale, Broward	2,671

# COVID-19: characteristics of 1,619,288 Florida resident cases

Data through Jan 23, 2021 verified as of Jan 24, 2021 at 09:25 AM

Data in this report are provisional and subject to change.

The table below includes the cities and counties of residence for cases in Florida residents based on the patient's ZIP Code. Note that city is not always received as part of the initial notification and may be missing while the case is being investigated.

City and county	Cases
Cantonment, Escambia	2,631
North Miami, Dade	2,621
Niceville, Okaloosa	2,621
Quincy, Gadsden	2,609
Jacksonville Beach, Duval	2,596
Key West, Monroe	2,586
Crawfordville, Wakulla	2,537
Lake Worth Beach, Palm Beach	2,522
Cocoa, Brevard	2,519
Palatka, Putnam	2,449
Casselberry, Seminole	2,400
Panama City Beach, Bay	2,379
Hudson, Pasco	2,367
Bartow, Polk	2,347
Dade City, Pasco	2,332
Green Cove Springs, Clay	2,323
Fernandina Beach, Nassau	2,284
North Fort Myers, Lee	2,261
Perry, Taylor	2,249
Port Richey, Pasco	2,239
Oakland Park, Broward	2,202
Marianna, Jackson	2,191
Ponte Vedra Beach, St. Johns	2,182
Lake Mary, Seminole	2,148
Auburndale, Polk	2,127
Kissimmee, Polk	2,099
Clewiston, Hendry	2,087
Winter Springs, Seminole	2,058
Aventura, Dade	2,043
Titusville, Brevard	2,034
New Smyrna Beach, Volusia	2,026
Tarpon Springs, Pinellas	2,015
Lake Wales, Polk	1,977
Inverness, Citrus	1,973
Lynn Haven, Bay	1,966
Merritt Island, Brevard	1,939
Royal Palm Beach, Palm Beach	1,900
Fleming Island, Clay	1,887
Eustis, Lake	1,850
Belle Glade, Palm Beach	1,849
Santa Rosa Beach, Walton	1,844
Chipley, Washington	1,832
Defuniak Springs, Walton	1,831
Estero, Lee	1,806
Wimauma, Hillsborough	1,804
Parkland, Broward	1,786
Dunedin, Pinellas	1,765
Loxahatchee, Palm Beach	1,759
Cooper City, Broward	1,754
Labelle, Hendry	1,746
Starke, Bradford	1,738
Holiday, Pasco	1,711
Sarasota, Manatee	1,676
Key Biscayne, Dade	1,665
Destin, Okaloosa	1,635
Rockledge, Brevard	1,602
Mount Dora, Lake	1,600
Avon Park, Highlands	1,599
Odessa, Hillsborough	1,597

# COVID-19: characteristics of 1,619,288 Florida resident cases

Data through Jan 23, 2021 verified as of Jan 24, 2021 at 09:25 AM

Data in this report are provisional and subject to change.

The table below includes the cities and counties of residence for cases in Florida residents based on the patient's ZIP Code. Note that city is not always received as part of the initial notification and may be missing while the case is being investigated.

City and county	Cases
Parrish, Manatee	1,595
Mulberry, Polk	1,589
Palm City, Martin	1,567
Tavares, Lake	1,511
Seffner, Hillsborough	1,505
Mayo, Lafayette	1,493
Summerfield, Marion	1,470
Riviera Beach, Palm Beach	1,467
Coconut Grove, Dade	1,465
Wauchula, Hardee	1,456
Yulee, Nassau	1,455
Crossings, Dade	1,448
Bonifay, Holmes	1,437
Carol City, Dade	1,414
Macclenny, Baker	1,401
Groveland, Lake	1,385
Missing, Dade	1,381
Orange City, Volusia	1,332
Pinecrest, Dade	1,332
Maitland, Orange	1,324
Callahan, Nassau	1,301
Lithia, Hillsborough	1,290
Crystal River, Citrus	1,286
Ponte Vedra, St. Johns	1,280
Sebastian, Indian River	1,276
Lake Butler, Union	1,254
Homosassa, Citrus	1,214
Biscayne Park, Dade	1,213
Lady Lake, Lake	1,205
Madison, Madison	1,181
Pace, Santa Rosa	1,176
Dania, Broward	1,175
Atlantic Beach, Duval	1,174
Indiantown, Martin	1,168
Florida City, Dade	1,163
Sun City Center, Hillsborough	1,149
Palmetto Bay, Dade	1,143
Gibsonton, Hillsborough	1,138
Graceville, Jackson	1,136
Monticello, Jefferson	1,127
Lake Placid, Highlands	1,126
Century, Escambia	1,112
Dover, Hillsborough	1,100
Hobe Sound, Martin	1,087
Apollo Beach, Hillsborough	1,084
Oldsmar, Pinellas	1,083
Alachua, Alachua	1,081
Palm Springs, Palm Beach	1,036
Dunnellon, Marion	1,030
Edgewater, Volusia	1,014
Bellevue, Marion	994
El Portal, Dade	992
Debary, Volusia	974
Jasper, Hamilton	971
Newberry, Alachua	970
North Palm Beach, Palm Beach	968
Havana, Gadsden	967
Lantana, Palm Beach	957
Hilliard, Nassau	955

# COVID-19: characteristics of 1,619,288 Florida resident cases

Data through Jan 23, 2021 verified as of Jan 24, 2021 at 09:25 AM

Data in this report are provisional and subject to change.

The table below includes the cities and counties of residence for cases in Florida residents based on the patient's ZIP Code. Note that city is not always received as part of the initial notification and may be missing while the case is being investigated.

City and county	Cases
South Miami, Dade	954
Blountstown, Calhoun	952
Lecanto, Citrus	951
Williston, Levy	903
Everglades National Park, Dade	885
Sanderson, Baker	883
Jensen Beach, Martin	864
Freeport, Walton	862
Satellite Beach, Brevard	855
Beverly Hills, Citrus	848
Safety Harbor, Pinellas	842
Keystone Heights, Clay	839
Ellenton, Manatee	834
Trenton, Gilchrist	831
Wewahitchka, Gulf	830
Wildwood, Sumter	813
Coleman, Sumter	812
Moore Haven, Glades	803
Lauderhill, Broward	795
Fellsmere, Indian River	789
Nokomis, Sarasota	785
Frostproof, Polk	780
Mary Esther, Okaloosa	777
Hernando, Citrus	771
Wilton Manors, Broward	769
Englewood, Charlotte	769
Fisher Island, Dade	758
Dunnellon, Citrus	754
Bristol, Liberty	753
Cross City, Dixie	752
Port Saint Joe, Gulf	748
Bushnell, Sumter	741
Key Largo, Monroe	737
Polk City, Polk	729
Medley, Dade	728
Uleta, Dade	704
Olympia Heights, Dade	704
South Bay, Palm Beach	694
Shalimar, Okaloosa	691
Pahokee, Palm Beach	684
Coral, Dade	680
Lauderdale Lakes, Broward	679
Chattahoochee, Gadsden	678
Marco Island, Collier	665
Englewood, Sarasota	641
Glen Saint Mary, Baker	638
Fort Meade, Polk	632
Cocoa Beach, Brevard	632
High Springs, Alachua	622
Lawtey, Bradford	621
Crescent City, Putnam	620
Interlachen, Putnam	611
Chiefland, Levy	606
Indialantic, Brevard	604
Miramar Beach, Walton	593
Bowling Green, Hardee	585
Thonotosassa, Hillsborough	580
Spring Hill, Pasco	580
Sorrento, Lake	579

# COVID-19: characteristics of 1,619,288 Florida resident cases

Data through Jan 23, 2021 verified as of Jan 24, 2021 at 09:25 AM

Data in this report are provisional and subject to change.

The table below includes the cities and counties of residence for cases in Florida residents based on the patient's ZIP Code. Note that city is not always received as part of the initial notification and may be missing while the case is being investigated.

City and county	Cases
Trinity, Pasco	574
Minneola, Lake	572
Marathon, Monroe	567
Old Town, Dixie	559
Jacksonville, St. Johns	559
Fruitland Park, Lake	556
Neptune Beach, Duval	554
Southwest Ranches, Broward	553
Lake Alfred, Polk	537
Fort Myers Beach, Lee	521
Fort White, Columbia	513
Carrabelle, Franklin	510
Sneads, Jackson	507
West Melbourne, Brevard	503
Bronson, Levy	491
Belle Isle, Orange	490
Baker, Okaloosa	481
Umatilla, Lake	479
Clearwater Beach, Pinellas	467
Sweetwater, Dade	463
Jay, Santa Rosa	451
South Daytona, Volusia	449
Palm Beach, Palm Beach	438
Cottondale, Jackson	433
Weeki Wachee, Hernando	431
Gulfport, Pinellas	427
Hawthorne, Alachua	424
Mascotte, Lake	422
Silver Springs, Marion	413
Midway, Gadsden	411
East Palatka, Putnam	411
Oakland, Orange	408
Florida State University, Leon	407
Rotunda West, Charlotte	402
Citra, Marion	399
Zolfo Springs, Hardee	397
Bunnell, Flagler	396
Centerville, Leon	389
Oxford, Sumter	389
Altha, Calhoun	383
Molino, Escambia	381
Melbourne Beach, Brevard	371
Surfside, Dade	364
Youngstown, Bay	361
Myakka City, Manatee	359
Apalachicola, Franklin	356
Branford, Suwannee	355
Raiford, Union	350
Tavernier, Monroe	347
Flagler Beach, Flagler	346
Ocklawaha, Marion	346
Cape Canaveral, Brevard	346
Alva, Lee	346
Celebration, Osceola	345
Archer, Alachua	334
Hastings, St. Johns	334
Indian Harbour Beach, Brevard	332
Mims, Brevard	326
Haverhill, Palm Beach	315

# COVID-19: characteristics of 1,619,288 Florida resident cases

Data through Jan 23, 2021 verified as of Jan 24, 2021 at 09:25 AM

Data in this report are provisional and subject to change.

The table below includes the cities and counties of residence for cases in Florida residents based on the patient's ZIP Code. Note that city is not always received as part of the initial notification and may be missing while the case is being investigated.

City and county	Cases
Dundee, Polk	314
De Leon Springs, Volusia	313
Bell, Gilchrist	309
Osprey, Sarasota	309
Bal Harbour, Dade	307
Grand Ridge, Jackson	304
Pierson, Volusia	304
Malone, Jackson	304
Eagle Lake, Polk	297
Greenville, Madison	291
Webster, Sumter	284
Lake Park, Palm Beach	283
Jennings, Hamilton	283
Lehigh, Lee	280
Holly Hill, Volusia	280
Ave Maria, Collier	277
Eastpoint, Franklin	276
Floral City, Citrus	276
West Miami, Dade	275
Satsuma, Putnam	270
Vernon, Washington	270
Gotha, Orange	269
Tequesta, Palm Beach	266
Westville, Holmes	265
Grand Island, Lake	263
Chuluota, Seminole	263
Elkton, St. Johns	262
Montverde, Lake	257
Melrose, Putnam	255
Indian Rocks Beach, Pinellas	253
Reddick, Marion	253
Greenwood, Jackson	252
Bryceville, Nassau	244
Kenneth City, Pinellas	243
Valparaiso, Okaloosa	238
O Brien, Suwannee	235
Ponce De Leon, Holmes	235
Winter Park, Seminole	234
Alafaya, Orange	232
Sebastian, Brevard	230
San Antonio, Pasco	228
Malabar, Brevard	226
Laurel Hill, Okaloosa	223
South Pasadena, Pinellas	223
Lake Panasoffkee, Sumter	217
Belleair, Pinellas	216
Fort McCoy, Marion	212
Gretna, Gadsden	210
Edgewood, Orange	210
Anthony, Marion	209
Morriston, Levy	200
White Springs, Hamilton	198
Hosford, Liberty	197
Lee, Madison	194
Sanibel, Lee	192
Wellborn, Suwannee	192
Inlet Beach, Walton	192
Bay Harbor Islands, Dade	191
Geneva, Seminole	191

# COVID-19: characteristics of 1,619,288 Florida resident cases

Data through Jan 23, 2021 verified as of Jan 24, 2021 at 09:25 AM

Data in this report are provisional and subject to change.

The table below includes the cities and counties of residence for cases in Florida residents based on the patient's ZIP Code. Note that city is not always received as part of the initial notification and may be missing while the case is being investigated.

City and county	Cases
Southport, Bay	190
Kindred, Osceola	187
Greenacres, Palm Beach	182
Eglin Air Force Base, Okaloosa	182
Saint James City, Lee	181
Weirsdale, Marion	177
The Villages, Marion	176
Fountain, Bay	175
Mcdavid, Escambia	175
Fern Park, Seminole	174
Hallandale Beach, Broward	171
Mcalpin, Suwannee	170
Longboat Key, Manatee	168
Azalea Park, Orange	168
Sopchoppy, Wakulla	165
Holmes Beach, Manatee	159
Juno Beach, Palm Beach	157
Howey-In-The-Hills, Lake	157
Alford, Jackson	156
Lakewood Ranch, Manatee	155
Zellwood, Orange	154
Astatula, Lake	153
Islamorada, Monroe	153
Micanopy, Alachua	153
Altoona, Lake	150
Babson Park, Polk	149
Lauderdale By The Sea, Broward	148
Holt, Okaloosa	147
The Villages, Lake	145
Caryville, Washington	145
Madeira Beach, Pinellas	145
University Of Miami, Dade	140
Summerland Key, Monroe	139
Poinciana, Polk	139
Clair-Mel City, Hillsborough	137
Center Hill, Sumter	135
Bokeelia, Lee	135
Hiawassee, Orange	134
Lockhart, Orange	134
Atlantis, Palm Beach	132
Pomona Park, Putnam	132
Bay Lake, Orange	131
Viera, Brevard	130
Mangonia Park, Palm Beach	129
Lake Helen, Volusia	127
Rocky Point, Hillsborough	126
Oak Hill, Volusia	125
Odessa, Pasco	121
Carrollwood, Hillsborough	120
University Of Fl, Alachua	118
Apopka, Seminole	118
Ponce Inlet, Volusia	117
Golden Beach, Dade	116
Matlacha, Lee	116
Osteen, Volusia	112
Grant-Valkaria, Brevard	112
Hypoluxo, Palm Beach	110
Cutler Bay, Dade	109
Hollister, Putnam	109

# COVID-19: characteristics of 1,619,288 Florida resident cases

Data through Jan 23, 2021 verified as of Jan 24, 2021 at 09:25 AM

Data in this report are provisional and subject to change.

The table below includes the cities and counties of residence for cases in Florida residents based on the patient's ZIP Code. Note that city is not always received as part of the initial notification and may be missing while the case is being investigated.

City and county	Cases
Baldwin, Duval	109
San Mateo, Putnam	109
Steinhatchee, Taylor	106
Clarksville, Calhoun	106
Big Pine Key, Monroe	105
Sumterville, Sumter	103
Citrus Springs, Citrus	103
Cloud Lake, Palm Beach	102
Placida, Charlotte	102
Inglis, Levy	101
Lake Hamilton, Polk	100
Kendall, Dade	100
Lutz, Pasco	98
Hampton, Bradford	98
Lady Lake, Sumter	97
South Fort Myers, Lee	97
Buena Ventura Lakes, Osceola	96
Panacea, Wakulla	95
Seville, Volusia	94
Harmony, Osceola	88
Christmas, Orange	87
Hurlburt Field, Okaloosa	87
Florahome, Putnam	87
Temple Terrace, Hillsborough	86
Waldo, Alachua	86
Dinsmore, Duval	85
Brooker, Bradford	85
Canal Point, Palm Beach	85
Belleair Beach, Pinellas	84
Lamont, Jefferson	84
University Of Central FI, Orange	84
Tierra Verde, Pinellas	83
Callaway, Bay	83
Bascom, Jackson	83
Paisley, Lake	83
Maitland, Seminole	79
Tyndall Air Force Base, Bay	77
Astor, Lake	77
F M, Lee	76
Pinetta, Madison	75
Fruit Cove, St. Johns	75
Lighthouse Point, Broward	73
Barefoot Bay, Brevard	73
Palma Ceia, Hillsborough	73
University Of Central Florida, Orange	73
Lorida, Highlands	72
Avon Park, Polk	72
Crystal Beach, Pinellas	70
Cedar Key, Levy	69
Eatonville, Orange	68
Bradenton Beach, Manatee	68
University Of South Florida, Hillsborough	68
Ochopee, Collier	67
Campbellton, Jackson	66
Ocean Ridge, Palm Beach	66
Fort Denaud, Hendry	64
Welaka, Putnam	64
Air Mail Facility, Dade	63
Kathleen, Polk	63

# COVID-19: characteristics of 1,619,288 Florida resident cases

Data through Jan 23, 2021 verified as of Jan 24, 2021 at 09:25 AM

Data in this report are provisional and subject to change.

The table below includes the cities and counties of residence for cases in Florida residents based on the patient's ZIP Code. Note that city is not always received as part of the initial notification and may be missing while the case is being investigated.

City and county	Cases
Patrick Air Force Base, Brevard	63
Stock Island, Monroe	62
Dania Beach, Broward	62
Barry University, Dade	62
Saint Pete Beach, Pinellas	60
Greensboro, Gadsden	60
Boca Grande, Lee	60
North Venice, Sarasota	59
Sunny Isles Beach, Dade	59
West Park, Broward	58
Orlando, Seminole	58
Princeton, Dade	58
Bonita Beach, Lee	57
Yalaha, Lake	55
City Of Sunrise, Broward	54
Georgetown, Putnam	52
Destin, Walton	52
Orlando, Dade	51
Reunion, Osceola	51
Florida Gulf Coast Univ, Lee	49
Missing, Volusia	48
North Redington Beach, Pinellas	48
Bellview, Escambia	48
Felda, Hendry	47
Walnut Hill, Escambia	47
Northdale, Hillsborough	47
Heathrow, Seminole	45
Aloma, Orange	45
Singer Island, Palm Beach	45
Anna Maria, Manatee	45
Cudjoe Key, Monroe	45
Mexico Beach, Bay	45
Palm Beach Shores, Palm Beach	45
Micco, Brevard	45
Ona, Hardee	44
Treasure Island, Pinellas	44
Orlando, Osceola	44
Lake Suzy, Desoto	44
Missing, Orange	43
Missing, Lee	43
Missing, Santa Rosa	43
Town N Country, Hillsborough	42
Cinco Bayou, Okaloosa	42
Sewalls Point, Martin	41
Miami Springs, Dade	40
Highland City, Polk	40
Miromar Lakes, Lee	40
University Of Tampa, Hillsborough	40
Enterprise, Volusia	39
Salt Springs, Marion	39
Saint Johns, Duval	39
Saint Leo, Pasco	39
Okahumpka, Lake	39
Duette, Manatee	38
Manalapan, Palm Beach	38
Village Of Wellington, Palm Beach	38
Terra Ceia, Manatee	38
Orlando, Broward	38
Orlando, Volusia	37

# COVID-19: characteristics of 1,619,288 Florida resident cases

Data through Jan 23, 2021 verified as of Jan 24, 2021 at 09:25 AM

Data in this report are provisional and subject to change.

The table below includes the cities and counties of residence for cases in Florida residents based on the patient's ZIP Code. Note that city is not always received as part of the initial notification and may be missing while the case is being investigated.

City and county	Cases
Gulf Breeze, Escambia	37
Eaton Park, Polk	37
Intercession City, Osceola	37
Ponte Vedra, Duval	37
Missing, St. Johns	36
Ebro, Washington	36
Waverly, Polk	36
Orlando, Polk	36
Key Colony Beach, Monroe	34
Flemington, Marion	34
Florence Villa, Polk	33
Miami, Unknown	33
Highland Beach, Palm Beach	33
Naranja, Dade	33
Kenansville, Osceola	33
Palm Shores, Brevard	32
Bagdad, Santa Rosa	31
Green Acres, Palm Beach	31
Village Wellington, Palm Beach	31
Dowling Park, Suwannee	30
Bayonet Point, Pasco	30
Bonita Springs, Collier	30
Lacoochee, Pasco	29
Lulu, Columbia	29
Orlando, Hillsborough	29
Pasadena, Pinellas	29
Hialeah Gardens, Dade	28
Tice, Lee	28
Florida International Univ, Dade	28
Florida A And M University, Leon	27
Jupiter, Martin	27
Bay Pines, Pinellas	27
Pensacola Beach, Santa Rosa	27
Penney Farms, Clay	26
Florida State, Leon	26
Caryville, Holmes	26
Missing, Duval	26
Hallandale Beach, Broward	26
Univ Of FI Student Dorms, Alachua	26
Nocatee, Desoto	26
Eloise, Polk	25
South Palm Beach, Palm Beach	25
Kinard, Calhoun	25
Horseshoe Beach, Dixie	25
Miami Shores, Dade	25
South Miami Heights, Dade	25
Homeland, Polk	24
Labelle, Glades	24
Missing, Palm Beach	24
North Bay Village, Dade	24
Tangerine, Orange	24
Santa Fe, Alachua	24
Poinciana, Osceola	24
Earleton, Alachua	24
Homosassa Springs, Citrus	24
Missing, Escambia	23
Mcintosh, Marion	23
Cortez, Manatee	23
Siesta Key, Sarasota	23

# COVID-19: characteristics of 1,619,288 Florida resident cases

Data through Jan 23, 2021 verified as of Jan 24, 2021 at 09:25 AM

Data in this report are provisional and subject to change.

The table below includes the cities and counties of residence for cases in Florida residents based on the patient's ZIP Code. Note that city is not always received as part of the initial notification and may be missing while the case is being investigated.

City and county	Cases
Chokoloskee, Collier	23
City Of Westlake, Palm Beach	22
Bostwick, Putnam	22
Florida Dept Of Corrections, Union	22
Long Key, Monroe	22
Lealman, Pinellas	22
Tioga, Alachua	22
Goulds, Dade	22
Stetson University, Volusia	22
Indian Lake Estates, Polk	22
Westchase, Hillsborough	21
Venus, Highlands	21
Orlando, Palm Beach	21
Bradley, Polk	21
La Crosse, Alachua	21
Missing, Hillsborough	20
Bonifay, Washington	20
Palmdale, Glades	20
Wausau, Washington	20
Bayshore Gardens, Manatee	20
Sparr, Marion	20
Sydney, Hillsborough	20
Fort Lauderdale, Dade	20
Perdido Key, Escambia	20
Balm, Hillsborough	20
Bonaventure, Broward	20
Lakeshore, Polk	20
New Smyrna, Volusia	19
Sun City, Hillsborough	19
Yankeetown, Levy	19
Ridge Manor, Pasco	19
Hawthorne, Putnam	19
Little Torch Key, Monroe	18
Crystal Springs, Pasco	18
Everglades City, Collier	18
Sugarloaf Key, Monroe	18
Missing, Monroe	18
Babcock Ranch, Lee	18
Orange Lake, Marion	18
Branford, Lafayette	18
Pine Castle, Orange	18
Wabasso, Indian River	17
Missing, Lake	17
Saint Marks, Wakulla	17
Mexico Beach, Gulf	17
Miami, Broward	17
Paxton, Walton	17
Alturas, Polk	17
Lowell, Marion	17
Candler, Marion	17
Pine Hills, Orange	17
West Panama City Beach, Bay	16
Parker, Bay	16
Graceville, Holmes	16
Mango, Hillsborough	16
Laud-By-The-Sea, Broward	16
Champions Gate, Polk	16
Loughman, Polk	16
Citrus Ridge, Indian River	16

# COVID-19: characteristics of 1,619,288 Florida resident cases

Data through Jan 23, 2021 verified as of Jan 24, 2021 at 09:25 AM

Data in this report are provisional and subject to change.

The table below includes the cities and counties of residence for cases in Florida residents based on the patient's ZIP Code. Note that city is not always received as part of the initial notification and may be missing while the case is being investigated.

City and county	Cases
Missing, Pasco	16
Florida International University, Dade	16
Indian River Shores, Indian River	15
Gulf Stream, Palm Beach	15
Nalcrest, Polk	15
Maxville, Duval	15
Orlando, Pinellas	15
Plymouth, Orange	15
Pembroke Park, Broward	15
Jensen Beach, St. Lucie	14
Westlake, Palm Beach	14
Murdock, Charlotte	14
Lake City, Suwannee	14
Winter Garden, Lake	14
Gulf Hammock, Levy	14
Hernando Beach, Hernando	14
White Springs, Columbia	14
Goodland, Collier	14
Mount Dora, Orange	14
Village Of Palmetto Bay, Dade	14
Webster, Hernando	14
Suwannee, Dixie	13
Tallevast, Manatee	13
Wewahitchka, Calhoun	13
Orlando, Brevard	13
Davenport, Osceola	13
Fort Ogden, Desoto	13
Woodville, Leon	13
Orlando, Lake	13
Archer, Levy	12
Hollywood, Dade	12
Kissimmee, Orange	12
Lake Buena Vista, Orange	12
Golden Oak, Orange	12
Buckingham, Lee	12
Saint George Island, Franklin	12
Forest City, Orange	12
Fort Charlotte, Charlotte	12
Daytona Beach Shores, Volusia	12
Pensacola Beach, Escambia	12
High Springs, Gilchrist	12
Union Park, Orange	12
Graham, Bradford	12
Mount Plymouth, Lake	11
Holder, Citrus	11
Wahneta, Polk	11
Orlando, Leon	11
Durant, Hillsborough	11
Shady Hills, Pasco	11
Gonzalez, Escambia	11
Redington Shores, Pinellas	11
Long Boat Key, Manatee	11
Unknown, Dade	11
Jacksonville, Unknown	11
Watersound, Walton	11
Brooksville, Pasco	11
Saint Lucie West, St. Lucie	11
Ramrod Key, Monroe	10
Trenton, Levy	10

# COVID-19: characteristics of 1,619,288 Florida resident cases

Data through Jan 23, 2021 verified as of Jan 24, 2021 at 09:25 AM

Data in this report are provisional and subject to change.

The table below includes the cities and counties of residence for cases in Florida residents based on the patient's ZIP Code. Note that city is not always received as part of the initial notification and may be missing while the case is being investigated.

City and county	Cases
Lake Monroe, Seminole	10
Johns Pass Village, Pinellas	10
Telogia, Liberty	10
Otter Creek, Levy	10
Trilby, Pasco	10
Missing, St. Lucie	10
Kingsley Lake, Bradford	10
Steinhatchee, Dixie	10
Missing, Marion	10
Missing, Nassau	10
Hutchinson Island, St. Lucie	10
Rosemary Beach, Walton	10
Orlando, Duval	10
Leisure City, Dade	10
Laurel Hill, Walton	10
Roseland, Indian River	10
Nichols, Polk	10
Greenville, Taylor	10
Hillsboro Beach, Broward	10
Braden River, Manatee	10
Passport, Unknown	10
Fanning Springs, Gilchrist	9
Perrine, Dade	9
West Delray Beach, Palm Beach	9
Dade City, Hernando	9
Briny Breezes, Palm Beach	9
Lamont, Madison	9
Lloyd, Jefferson	9
Los Angeles, Dade	9
Cypress, Jackson	9
Copeland, Collier	9
Rubonia, Manatee	9
Indian Creek Village, Dade	9
Cottondale, Washington	9
Palma Sola, Manatee	9
Missing, Pinellas	9
Sea Ranch Lakes, Broward	9
Beverly Beach, Flagler	9
Lake Como, Putnam	9
Missing, Collier	9
Choctaw Beach, Okaloosa	9
Belleair Bluffs, Pinellas	9
University Park, Manatee	9
Seybold, Dade	8
Ferndale, Lake	8
Goldenrod, Seminole	8
Jerome, Collier	8
Hialeah, Unknown	8
Ponce De Leon, Walton	8
Naples, Lee	8
Florida State Univ Admin, Leon	8
Forest City, Seminole	8
Ozona, Pinellas	8
Citrus Hills, Citrus	8
Elfers, Pasco	8
Missing, Seminole	8
Seacrest, Walton	8
Virginia Gardens, Dade	8
Salem, Taylor	7

# COVID-19: characteristics of 1,619,288 Florida resident cases

Data through Jan 23, 2021 verified as of Jan 24, 2021 at 09:25 AM

Data in this report are provisional and subject to change.

The table below includes the cities and counties of residence for cases in Florida residents based on the patient's ZIP Code. Note that city is not always received as part of the initial notification and may be missing while the case is being investigated.

City and county	Cases
Missing, Unknown	7
Missing, Manatee	7
Evinston, Alachua	7
Basinger, Okeechobee	7
Grant Valkaria, Brevard	7
Port Saint John, Brevard	7
Keystone Heights, Bradford	7
Orlando, Pasco	7
Lakewood Ranch, Sarasota	7
University Of Central Fl, Hillsborough	7
Redington Beach, Pinellas	7
Innovation, Pasco	7
Deer Island, Lake	7
East Lake, Marion	7
Wildlight, Nassau	7
Eau Gallie, Brevard	7
Captiva, Lee	7
Cross Creek, Alachua	7
Niceville, Walton	7
Orlando, Alachua	7
Palm City, St. Lucie	7
Maitland, Volusia	7
Pine Ridge, Citrus	7
Switzerland, St. Johns	7
Sunny Hills, Washington	6
Orlando, Flagler	6
Orlando, Marion	6
Grandin, Putnam	6
Aripeka, Pasco	6
Punta Gorda, Lee	6
Quail Heights, Dade	6
River Ranch, Polk	6
Saint Augustine Beach, St. Johns	6
Missing, Broward	6
Fairfield, Marion	6
Labelle, Lee	6
Missing, Walton	6
Gibsonia, Polk	6
Maitland, Hillsborough	6
Winderemere, Orange	6
Winter Park, Polk	6
Umatilla, Marion	6
Morriston, Marion	6
Duck Key, Monroe	6
Orchid, Indian River	6
Orange Park, Duval	6
Lake Butler, Bradford	6
Mayport Naval Station, Duval	6
Fernandina, Nassau	6
Maitland, Osceola	6
Orange Springs, Marion	6
Ocoee, Lake	5
Okeechobee, Martin	5
Orlando, Manatee	5
N/A, Unknown	5
Inglis, Citrus	5
Nobleton, Hernando	5
Fort Lauderdale, Lee	5
Anastasia Island, St. Johns	5

# COVID-19: characteristics of 1,619,288 Florida resident cases

Data through Jan 23, 2021 verified as of Jan 24, 2021 at 09:25 AM

Data in this report are provisional and subject to change.

The table below includes the cities and counties of residence for cases in Florida residents based on the patient's ZIP Code. Note that city is not always received as part of the initial notification and may be missing while the case is being investigated.

City and county	Cases
University Of Central Fl, Martin	5
Ybor City, Hillsborough	5
Miccosukee, Leon	5
Haines Creek, Lake	5
Fort Lauderdale, Palm Beach	5
Babcock Ranch, Charlotte	5
Longboat Key, Sarasota	5
PSI, Unknown	5
Westchester, Dade	5
Grove City, Charlotte	5
Ebro, Bay	5
Eglin, Okaloosa	5
Alys Beach, Bay	5
Barberville, Volusia	5
Scottsmoor, Brevard	5
Indian Shores, Pinellas	5
Stuart, St. Lucie	5
Putnam Hall, Putnam	5
Pass, Unknown	5
Valkaria, Brevard	5
Holt, Santa Rosa	5
Missing, Indian River	5
White City, Gulf	5
Worthington Springs, Union	5
Tampa, Pinellas	4
Shady Grove, Taylor	4
Missing, Leon	4
Milton, Escambia	4
Mayport, Duval	4
Inlet Beach, Bay	4
West Bradenton, Manatee	4
Port Charlotte, Unknown	4
Okeechobee, Glades	4
Live Oak, Madison	4
Loxahatchee Groves, Palm Beach	4
Miami, Palm Beach	4
Missing, Okaloosa	4
Missing, Polk	4
Deerfield Beach, Palm Beach	4
Glen Ridge, Palm Beach	4
Coco River, Collier	4
Hialeah, Broward	4
Melrose, Bradford	4
Mid Florida, Seminole	4
Port Salerno, Martin	4
Ocean Breeze, Martin	4
San Carlos Park, Lee	4
Jacksonville Naval Air Station, Duval	4
Newberry, Gilchrist	4
Miramar, Dade	4
Miami Gardens, Unknown	4
Orlando, Lee	4
Okeechobee, Osceola	4
Bayou George, Bay	4
Branford, Gilchrist	4
Clewiston, Palm Beach	4
Glenwood, Volusia	4
Clarcona, Orange	4
Pensacola, Unknown	4

# COVID-19: characteristics of 1,619,288 Florida resident cases

Data through Jan 23, 2021 verified as of Jan 24, 2021 at 09:25 AM

Data in this report are provisional and subject to change.

The table below includes the cities and counties of residence for cases in Florida residents based on the patient's ZIP Code. Note that city is not always received as part of the initial notification and may be missing while the case is being investigated.

City and county	Cases
Saint Augustine, Duval	4
Point Washington, Walton	4
Williston, Marion	4
Bella Collina, Lake	4
El Jobean, Charlotte	4
Missing, Bay	4
Hinsdale, Manatee	4
International Service Center, Dade	4
Day, Lafayette	4
Oneco, Manatee	4
Wakulla Springs, Wakulla	4
Vernon, Bay	3
Mayport Naval Housing, Duval	3
Pompano Beach, Palm Beach	3
Samoset, Manatee	3
San Fernando, Unknown	3
Cypress Gardens, Polk	3
Crestview, Walton	3
Fernandina Beach, Duval	3
Fpo, Duval	3
Bowling Green, Polk	3
Cape San Blas, Gulf	3
Apopka, Lake	3
Indian Rock Beach, Pinellas	3
Hollywood, Unknown	3
Monticello, Madison	3
Missing, Martin	3
Jonesville, Alachua	3
Julington Creek, St. Johns	3
Jupiter Island, Martin	3
Ocean Reef Club, Monroe	3
Mims, Volusia	3
East Rockland Key, Monroe	3
Alys Beach, Walton	3
Sandestin, Walton	3
Seacrest, Bay	3
Vero Beach, St. Lucie	3
Sugarloaf, Monroe	3
Westville, Walton	3
Boca Raton, Broward	3
Ft Pierce, St. Lucie	3
Milligan, Okaloosa	3
Lamont, Taylor	3
Coraopolis, Citrus	3
Conch Key, Monroe	3
Chicago, Lee	3
Bristol, Calhoun	3
Boynton Beach, Broward	3
North Fort Myers, Charlotte	3
Ormond Beach, Flagler	3
Jacksonville, Alachua	3
Missing, Citrus	3
Kissimmee, Unknown	3
Sorrento, Orange	3
Pass, Dade	3
Margate, Unknown	3
Los Angeles, Broward	3
Highland Park, Polk	3
Brewton, Escambia	3

# COVID-19: characteristics of 1,619,288 Florida resident cases

Data through Jan 23, 2021 verified as of Jan 24, 2021 at 09:25 AM

Data in this report are provisional and subject to change.

The table below includes the cities and counties of residence for cases in Florida residents based on the patient's ZIP Code. Note that city is not always received as part of the initial notification and may be missing while the case is being investigated.

City and county	Cases
Apopka, Broward	3
Missing, Sarasota	3
Lanark Village, Franklin	3
Maitland, Polk	3
Pp, Dade	3
Pp, Unknown	3
Orem, Palm Beach	3
Woodside, Broward	3
Hallandale Beach, Unknown	3
Blountstown, Liberty	3
Lynbrook, Broward	3
Miami Gardens, Broward	3
Lakeland, Hillsborough	3
Lake City, Duval	3
Immokalee, Lee	3
Orlando, Unknown	3
Port Saint Lucie, Martin	3
Palm Coast, Volusia	3
Saint Augusaintine Beach, St. Johns	3
Wildwood, Marion	3
Village Of Golf, Palm Beach	3
Jacksonville, Clay	3
Laurel, Sarasota	3
Ludlam, Dade	3
Tampa Palms, Hillsborough	3
Winter Garden, Seminole	3
West Palm Beach, Dade	2
Pineland, Lee	2
Tarpon Springs, Pasco	2
Orlando, Santa Rosa	2
Orlando, Charlotte	2
Oklawaha, Marion	2
Olustee, Baker	2
Winter Park, Leon	2
Maitland, Leon	2
Lecanto, Marion	2
Missing, Hernando	2
Greenville, Jefferson	2
Bronx, Seminole	2
Bonifay, Jackson	2
Bonnie, Sarasota	2
Clermont, Orange	2
Clermont, Polk	2
Doctors Inlet, Clay	2
Deland, Lake	2
Fort Myers, Collier	2
Fort Pierce, Martin	2
Upper Key Largo, Monroe	2
University Of Central Florida, Brevard	2
Zellwood, Lake	2
Windermere, Seminole	2
Seven Springs, Pasco	2
Saint Petersburg, Hillsborough	2
Lake Geneva, Clay	2
Lawtey, Union	2
Lutz, Pinellas	2
Los Angeles, Okaloosa	2
Miami, Orange	2
Mount Pleasant, Gadsden	2

# COVID-19: characteristics of 1,619,288 Florida resident cases

Data through Jan 23, 2021 verified as of Jan 24, 2021 at 09:25 AM

Data in this report are provisional and subject to change.

The table below includes the cities and counties of residence for cases in Florida residents based on the patient's ZIP Code. Note that city is not always received as part of the initial notification and may be missing while the case is being investigated.

City and county	Cases
None, Dade	2
Navarre, Okaloosa	2
Blountstown, Jackson	2
Alligator Point, Franklin	2
Coconut Creek, Unknown	2
Fort Myers, Unknown	2
Crawfordville, Leon	2
Eatonville, Lake	2
Fort Lauderdale, Unknown	2
Wimauma, Manatee	2
University Of Central Florida, Palm Beach	2
University Of Central Florida, Pinellas	2
Sumatra, Liberty	2
Pensacola, Santa Rosa	2
Portland, Unknown	2
Provo, Broward	2
Maitland, Lake	2
Lake Harbor, Palm Beach	2
Moore Haven, Hendry	2
Missing, Clay	2
Naples, Broward	2
Cassadaga, Volusia	2
Hialeah Lakes, Dade	2
Fort Walton Beach, Walton	2
Dunnellon, Levy	2
Jacksonville, Dade	2
Madison, Unknown	2
Lake Worth, Broward	2
Maitland, Pasco	2
Florida Power & Light Co, Dade	2
Amelia City, Nassau	2
Alligator Point, Wakulla	2
Chipley, Jackson	2
Bruce, Holmes	2
Orlando, Okaloosa	2
University Of Central Florida, Broward	2
Vero Beach, Brevard	2
Pompano Beach, Unknown	2
Sharpes, Brevard	2
Sebring, Desoto	2
Saint Lucie Village, St. Lucie	2
Panama City, Unknown	2
Tampa, Hernando	2
Summerfield, Unknown	2
Vero Beach, Unknown	2
Wauchula, Desoto	2
Yeehaw, Okeechobee	2
Jacksonville Naval Hospital, Duval	2
Jacksonville, Nassau	2
Longview, Dade	2
Hosford, Calhoun	2
Noma, Holmes	2
Melrose, Clay	2
Mesa, Unknown	2
Cape Haze, Charlotte	2
000000, Unknown	2
Land O Lakes, Hillsborough	2
Lady Lake, Marion	2
Lakeland, Unknown	2

# COVID-19: characteristics of 1,619,288 Florida resident cases

Data through Jan 23, 2021 verified as of Jan 24, 2021 at 09:25 AM

Data in this report are provisional and subject to change.

The table below includes the cities and counties of residence for cases in Florida residents based on the patient's ZIP Code. Note that city is not always received as part of the initial notification and may be missing while the case is being investigated.

City and county	Cases
Fort Lauderdale, Alachua	2
Doral, Unknown	2
Brooklyn, Broward	2
Cross City, Taylor	2
Carl Fisher, Dade	2
Windermere, Lake	2
Saint Marys, Nassau	2
Wacissa, Jefferson	2
Port Saint Lucie, Palm Beach	2
Orlo Vista, Orange	2
Venice, Dade	2
University Of Central Fl, Seminole	2
Union, Manatee	2
Sand Lake, Orange	2
Port St. Lucie, St. Lucie	2
Windermere, Hillsborough	2
Winter Park, Volusia	2
Winter Springs, Orange	2
Alford, Washington	2
Altamonte Springs, Orange	2
Eatonville, Polk	2
High Springs, Columbia	2
Miramar, Unknown	2
Miami Beach, Unknown	2
Miami, Martin	2
New Port Richey, Hillsborough	2
Orlando, Escambia	2
Okeechobee, Highlands	2
Labelle, Collier	2
Jena, Taylor	2
Lauderhill, Unknown	2
Long Beach, Orange	2
Longwood, Unknown	2
Marysville, Dade	2
Green Cove Springs, Duval	2
Island Grove, Alachua	2
Claysville, Hernando	2
Cibolo, Orange	2
Cross Key, Monroe	2
Crescent Beach, Sarasota	2
Dade City, Unknown	2
Defuniak Springs, Okaloosa	2
Seguin, Unknown	2
Sunrise, Unknown	2
Tampa, Broward	2
Port Canaveral, Brevard	2
Plantation Key, Monroe	2
Orlando, St. Lucie	2
Oakland Park, Unknown	2
Weirsdale, Lake	2
West Miami, Unknown	1
Whippany, Volusia	1
Vernon, Walton	1
Venezuela, Unknown	1
Windermere, Alachua	1
Winfield, Hillsborough	1
Winter Garden, Unknown	1
Winter Park, Brevard	1
Xifamk, Dade	1

# COVID-19: characteristics of 1,619,288 Florida resident cases

Data through Jan 23, 2021 verified as of Jan 24, 2021 at 09:25 AM

Data in this report are provisional and subject to change.

The table below includes the cities and counties of residence for cases in Florida residents based on the patient's ZIP Code. Note that city is not always received as part of the initial notification and may be missing while the case is being investigated.

City and county	Cases
Ocala, Duval	1
Orem, Dade	1
Orlando, Citrus	1
Orlando, Collier	1
Orlando, Gadsden	1
Orlando, Hernando	1
Okeechobi, Unknown	1
North Porte, Unknown	1
Notrealville, Polk	1
Orlando, Walton	1
Oviedo, Lake	1
Orlando, St. Johns	1
Panomo City, Bay	1
Plantation, Leon	1
Pensacola, Dade	1
Pooler, Broward	1
Twentynine Palms, Broward	1
Surprise, Unknown	1
Syracuse, Unknown	1
Sarasota, Unknown	1
St Cloud, Orange	1
San Marcos, Unknown	1
Rye, Palm Beach	1
Saint Petersburg, Bay	1
Ridgewood, Lee	1
Roayl Palm Beach, Palm Beach	1
Roseville, Broward	1
Port St. Lucie, Unknown	1
Putnam, Putnam	1
El Dorado, Palm Beach	1
Dalecity, Okaloosa	1
Deerfield Beach, Polk	1
Crestview, Broward	1
Crystal River, Marion	1
Gainesville, Levy	1
Glen Cove, Unknown	1
Glen Saint Mary, Duval	1
Fellsmere, Brevard	1
Fleming Island, Duval	1
Florida City, Unknown	1
Cantonment, Santa Rosa	1
Clearwater, Leon	1
Bradenton, Lee	1
Canton, Duval	1
Callahan, Duval	1
Bogota, Unknown	1
Atlanta, Walton	1
Attalla, Broward	1
Auburn, Palm Beach	1
Autaugaville, Broward	1
Apopka, Volusia	1
Alachua, Suwannee	1
Alafaya, Broward	1
Alafaya, Pinellas	1
Jacksonville, Baker	1
Jacksonville, Marion	1
Irmo, Unknown	1
Key West, Palm Beach	1
Kilgore, Dade	1

# COVID-19: characteristics of 1,619,288 Florida resident cases

Data through Jan 23, 2021 verified as of Jan 24, 2021 at 09:25 AM

Data in this report are provisional and subject to change.

The table below includes the cities and counties of residence for cases in Florida residents based on the patient's ZIP Code. Note that city is not always received as part of the initial notification and may be missing while the case is being investigated.

City and county	Cases
Jupiter Inlet, Palm Beach	1
Jzx, Unknown	1
Land O Lakes, Unknown	1
Landolakes, Unknown	1
Lawton, Okaloosa	1
Lima, Manatee	1
Lima, Volusia	1
Maccleddy, Dixie	1
Madison, Jefferson	1
Maitland, Collier	1
Greensboro, Leon	1
Hampton, Alachua	1
Metter, Manatee	1
Lake Forest, Collier	1
Miamiardens, Unknown	1
Miamksaohes, Dade	1
Monument, Broward	1
Miami Dade, Unknown	1
Mokena, Lee	1
Morrisville, Palm Beach	1
North Brunswick, St. Lucie	1
North Lauderdale, Unknown	1
Marathon Shores, Monroe	1
Marco Island, Lee	1
Marianna, Leon	1
Marianna, Washington	1
Mary Esther, Hillsborough	1
Lake Worth, Unknown	1
Lecanto, Palm Beach	1
Littleton, St. Johns	1
Lake Como, Nassau	1
Lake In The Hills, Broward	1
Jupiter, Pinellas	1
Kansas City, Palm Beach	1
Indianapolis, Lee	1
Oviedo, Orange	1
Pace, Escambia	1
Painted Post, Pasco	1
Palatka, Marion	1
Newaygo, Charlotte	1
North Port, Charlotte	1
Milford, Bay	1
Los Angeles, Orange	1
Maitland, Palm Beach	1
Mattoon, Lee	1
Missing, Alachua	1
Na, Dade	1
Naples, Leon	1
Naples, Unknown	1
Gwynn Oak, Polk	1
Fort Worth, Broward	1
Franklin, Orange	1
Gainesville, Santa Rosa	1
Delray Beach, Broward	1
Crescent City, Marion	1
Crestview, Unknown	1
Fort Pierce, Brevard	1
Addison, Pasco	1
Apopka, Citrus	1

# COVID-19: characteristics of 1,619,288 Florida resident cases

Data through Jan 23, 2021 verified as of Jan 24, 2021 at 09:25 AM

Data in this report are provisional and subject to change.

The table below includes the cities and counties of residence for cases in Florida residents based on the patient's ZIP Code. Note that city is not always received as part of the initial notification and may be missing while the case is being investigated.

City and county	Cases
Apopka, Hillsborough	1
Arabi, Orange	1
At Large, Broward	1
Austin, Dade	1
Big Torch Key, Monroe	1
Black, Holmes	1
Boca Raton, Lee	1
Bonifay, Unknown	1
Bonnie, Dade	1
Bonnie, St. Johns	1
Apo, Collier	1
Brownsville, Escambia	1
Boys Ranch, Suwannee	1
Coal City, Pasco	1
Commerce Township, Manatee	1
Crawfordville, Alachua	1
Celebration, Orange	1
Chicago, Broward	1
Winter Springs, Polk	1
Youngstown, Washington	1
Winnetka, Dade	1
Winter Garden, Osceola	1
Winter Park, Duval	1
Winter Park, Palm Beach	1
Roswell, Bay	1
Ruskin, Dade	1
Ruskin, Manatee	1
Scottsdale, Brevard	1
Saint Petersburg, Duval	1
Saint Petersburg, Manatee	1
Pompano Beach, Dade	1
Pompano Beach, Osceola	1
Plymouth, Pasco	1
Port Saint Lucie, Marion	1
Port St Luice, Unknown	1
Port Charlotte, Lee	1
Pembroke Pines, Unknown	1
Pensacola Naval Hospital, Escambia	1
Tavares, Unknown	1
Temple, Palm Beach	1
St Peterburg, Orange	1
Stiamk, Dade	1
Sun City Center, Lee	1
Surfside Beach, Orange	1
Wabasha, Clay	1
Unknown, Duval	1
Upland, Manatee	1
West Hollywood, Broward	1
Waverly, Duval	1
Weston, Unknown	1
Wildwood, Lee	1
West Palm Beach, Unknown	1
Other, Dade	1
Palmetto Bay, Palm Beach	1
Palmetto, Pasco	1
Pass-A-Grille Beach, Pinellas	1
Pembroke Lakes, Broward	1
Prattville, Hillsborough	1
Prestonsburg, Bay	1

# COVID-19: characteristics of 1,619,288 Florida resident cases

Data through Jan 23, 2021 verified as of Jan 24, 2021 at 09:25 AM

Data in this report are provisional and subject to change.

The table below includes the cities and counties of residence for cases in Florida residents based on the patient's ZIP Code. Note that city is not always received as part of the initial notification and may be missing while the case is being investigated.

City and county	Cases
Quincy, Jackson	1
Rapid City, Broward	1
Red Bay, Holmes	1
Piasa, Putnam	1
Russellville, Bay	1
Saint Cloud, Palm Beach	1
Waipahu, Santa Rosa	1
Ward, Polk	1
Wellborn, Columbia	1
Sunbright, Palm Beach	1
Venetian Islands, Dade	1
Syracuse, Polk	1
Tallahassee, Dade	1
Tamarac, Dade	1
Tampa, Unknown	1
Tavares, Orange	1
Topsham, Manatee	1
Town Of Nocatee, St. Johns	1
Unkn, Duval	1
Saint Joseph, Volusia	1
San Antonio, Orange	1
Seminole, Leon	1
Suitland, Volusia	1
Shirley, Flagler	1
Winter Garden, Duval	1
Woodbine, Nassau	1
Yulee, St. Johns	1
West Aplm Beach, Palm Beach	1
West Yarmouth, St. Lucie	1
Carmel, Orange	1
Cedar Springs, Hernando	1
Chicago, Unknown	1
Coconut Ck, Unknown	1
Dallas, Hernando	1
Deltona, Seminole	1
Dearborn, Broward	1
Deer Park, Dade	1
Deerfield Beach, Unknown	1
Deland, Seminole	1
Brooklyn, Dade	1
Brooklyn, Lee	1
Caracas, Dade	1
Boston, Broward	1
Apopka, Clay	1
Asheville, Highlands	1
Astoria, Broward	1
Bartow, Hardee	1
Bay Harbor Islands, Unknown	1
Bel Air, Collier	1
Alachua, Duval	1
Alpharetta, Broward	1
Downingtown, Hillsborough	1
Dpo, Santa Rosa	1
Fisher Island, Unknown	1
Fort Lauderdale, Leon	1
Fort Pierce, Palm Beach	1
Fort White, Clay	1
Garden City, Alachua	1
Gaylord, Orange	1

# COVID-19: characteristics of 1,619,288 Florida resident cases

Data through Jan 23, 2021 verified as of Jan 24, 2021 at 09:25 AM

Data in this report are provisional and subject to change.

The table below includes the cities and counties of residence for cases in Florida residents based on the patient's ZIP Code. Note that city is not always received as part of the initial notification and may be missing while the case is being investigated.

City and county	Cases
Gotcha, Orange	1
Greensburg, Palm Beach	1
Helen, Bay	1
Hallandale, Unknown	1
Hoclywsod, Dade	1
Hernando, Marion	1
Hialeah, Collier	1
Homeless, Hillsborough	1
Homeless, Monroe	1
Homeless, Pinellas	1
Lakewood Ranch, Unknown	1
Lake Butler, Alachua	1
Kingsland, Nassau	1
Knoxville, Bay	1
Las Vegas, Palm Beach	1
Ldhl, Broward	1
Little Neck, Lee	1
Indian Rocks Beach, Duval	1
Key West, Duval	1
Keys West, Unknown	1
Inwood, Broward	1
Irvine, Marion	1
Istachatta, Hernando	1
Jefferson, Dade	1
Jonesboro, Leon	1
Jupiter, Dade	1
Jupiter, St. Lucie	1
Kenilworth, Leon	1
Milford, Lee	1
Micanopy, Marion	1
Longwood, Volusia	1
Mckinney, Broward	1
Mechanicsburg, Lake	1
Miamc, Dade	1
Missing, Okeechobee	1
Monroe Township, Palm Beach	1
Moore Haven, Okeechobee	1
Morrisville, Unknown	1
New Middletown, Hillsborough	1
Newberry, Marion	1
North Palm Beach, Orange	1
Northport, Sarasota	1
Oakland, Lee	1
Alva, Escambia	1
Arcadia, Highlands	1
Baker, Santa Rosa	1
Armstrong, St. Johns	1
Atl, Brevard	1
Belleville, Palm Beach	1
Belmont, Santa Rosa	1
Blountstown, Broward	1
Bronson, Alachua	1
Brooker, Alachua	1
Brandon, Pinellas	1
Bonita, Lee	1
Bocaraten, Palm Beach	1
Cincinnati, Dade	1
Champions Gate, Osceola	1
Dfafs, Okaloosa	1

# COVID-19: characteristics of 1,619,288 Florida resident cases

Data through Jan 23, 2021 verified as of Jan 24, 2021 at 09:25 AM

Data in this report are provisional and subject to change.

The table below includes the cities and counties of residence for cases in Florida residents based on the patient's ZIP Code. Note that city is not always received as part of the initial notification and may be missing while the case is being investigated.

City and county	Cases
Davie, Unknown	1
Dayton, Orange	1
Gainesville, Okaloosa	1
Florala, Okaloosa	1
Edgewood, Broward	1
Elkton, Putnam	1
Middletown, Osceola	1
Mayaguez, Dade	1
Murrieta, Seminole	1
Missing, Osceola	1
Monroe, Hillsborough	1
Paducah, Manatee	1
Orlando, Jackson	1
North Laud, Unknown	1
Ocoee, Unknown	1
Oldsrav, Manatee	1
Interlachen, Duval	1
Hoosick Falls, Broward	1
Gibsonston, Unknown	1
Greenbrier, Bay	1
Hialeahgardens, Dade	1
Hiram, Leon	1
Longwood, Broward	1
Lucedale, St. Lucie	1
Macclenny, Duval	1
Mantua, Broward	1
Kure Beach, Monroe	1
Lakeland, Palm Beach	1
Windermere, Volusia	1
Wtixrat, Dade	1
Westlake Village, Unknown	1
Whites Creek, Leon	1
Watersound, Bay	1
University Of Central Florida, Lee	1
Ventura, Orange	1
Toms River, Lee	1
Tourist, Dade	1
Stuart, Palm Beach	1
Trenton, Dixie	1
Uknown, Unknown	1
Unk, Duval	1
Unknown Out Of Area, St. Lucie	1
Pensacola, Sumter	1
Perth Amboy, Hillsborough	1
Port Orange, Brevard	1
Powell, Lee	1
Saint Augustine, Flagler	1
Puerto Rico, Unknown	1
Randolph, Orange	1
Seminole, Lee	1
Saint Petersburg, Charlotte	1
Sunrtise, Dade	1
Tallahassee, Gadsden	1
Tallahassee, Madison	1
Village Of Palm Springs, Palm Beach	1
Webster, Pasco	1
Westerville, Hillsborough	1
Winston Salem, Unknown	1
Winter Garden, Hillsborough	1

# COVID-19: characteristics of 1,619,288 Florida resident cases

Data through Jan 23, 2021 verified as of Jan 24, 2021 at 09:25 AM

Data in this report are provisional and subject to change.

The table below includes the cities and counties of residence for cases in Florida residents based on the patient's ZIP Code. Note that city is not always received as part of the initial notification and may be missing while the case is being investigated.

City and county	Cases
Wilbur By The Sea, Volusia	1
Willowbrook, Lee	1
Woodland Hills, Brevard	1
Yulee, Duval	1
University Of Central Florida, Hillsborough	1
University Of Central Fl, Pasco	1
Union City, Bradford	1
Tampa, Manatee	1
Tangerine, Lake	1
Sanford, Palm Beach	1
Pompano Beach, Alachua	1
Republic, Monroe	1
Ridgewood, Broward	1
Riverview, Manatee	1
Roseland, Palm Beach	1
Steinhatchee, Alachua	1
Saint Teresa, Wakulla	1
San Diego, Unknown	1
Russellville, Hillsborough	1
Saint Augustine, Okaloosa	1
Oviedo, Leon	1
Palm City, Unknown	1
Porter Ranch, Dade	1
Raiford, Bradford	1
Ponte Vedra Beach, Orange	1
Port Saint Lucie, Broward	1
Port Saint Lucie, Indian River	1
N/A, Duval	1
Naples, Alachua	1
Old Town, Gilchrist	1
Ocala, Unknown	1
Opa Locka, Polk	1
Orem, Sarasota	1
Orem, Unknown	1
Bryn Mawr, Palm Beach	1
Camden Wyoming, Duval	1
Bear Grass, Palm Beach	1
Chipley, Holmes	1
Chattanooga, Dade	1
Altamonte, Orange	1
Alva, Collier	1
333, Unknown	1
Allentown, Putnam	1
Amelia Village, Nassau	1
Apple Creek, Citrus	1
Barefoot Beach, Lee	1
Azalea Park, Osceola	1
Aventura, Osceola	1
Fort Denaud, Glades	1
Fortlauderdale, Unknown	1
Ft Pierce, Unknown	1
Garland, Orange	1
El Paso, Unknown	1
Everett, Dade	1
Fl State Lot, Leon	1
Colorado Springs, Unknown	1
Conifer, Lee	1
Eatonville, Seminole	1
Destin, Unknown	1

# COVID-19: characteristics of 1,619,288 Florida resident cases

Data through Jan 23, 2021 verified as of Jan 24, 2021 at 09:25 AM

Data in this report are provisional and subject to change.

The table below includes the cities and counties of residence for cases in Florida residents based on the patient's ZIP Code. Note that city is not always received as part of the initial notification and may be missing while the case is being investigated.

City and county	Cases
Diamond, Highlands	1
Mary Esther, Escambia	1
Middleburg, Duval	1
Midland, Osceola	1
Miami Garden, Unknown	1
Miami, Charlotte	1
Miami, Monroe	1
Miamii, Dade	1
Miamt, Dade	1
Lehigh Cares, Lee	1
Live Oak, Columbia	1
Loganville, Orange	1
Longwood, Orange	1
Lauderdale Hill, Unknown	1
Jeffersonville, Broward	1
Lake Mary, Lake	1
Knoxville, Escambia	1
Hickory, Lee	1
Homeless, Dade	1
Homer, Escambia	1
Hallandate Ben, Unknown	1
Felda, Palm Beach	1
Flagler Beach, Volusia	1
Flora, Lee	1
Export, Palm Beach	1
Fdsf, Unknown	1
Hialeah, Orange	1
Hilliard, Dade	1
Hollywood, Leon	1
Holt, Unknown	1
Homestead, Monroe	1
Humble, Broward	1
Havanna, Gadsden	1
Green, Clay	1
Greensburg, Orange	1
Greenville, Monroe	1
Gulf Shores, Escambia	1
Fruitland Park, Sumter	1
Fwb, Unknown	1
Gainesville, Marion	1
Gastonia, Polk	1
Geneva, Orange	1
Clermont, Unknown	1
Duke Field Air Force Station, Okaloosa	1
Columbia, Orange	1
Coral Gables, Unknown	1
Coral Springs, Unknown	1
Cornelius, Leon	1
Crestview, Dade	1
Dade City, Polk	1
Dania, Unknown	1
Darien, Pasco	1
Aspen, Palm Beach	1
Atlanta, Broward	1
Aurburndale, Polk	1
Aventura, Unknown	1
Azalea Park, Sarasota	1
Bartow, Unknown	1
Boca Rotan, Unknown	1

# COVID-19: characteristics of 1,619,288 Florida resident cases

Data through Jan 23, 2021 verified as of Jan 24, 2021 at 09:25 AM

Data in this report are provisional and subject to change.

The table below includes the cities and counties of residence for cases in Florida residents based on the patient's ZIP Code. Note that city is not always received as part of the initial notification and may be missing while the case is being investigated.

City and county	Cases
Bryn Mawr, Collier	1
Apalachicola, Leon	1
Naugatuck, Lee	1
Myakka, Duval	1
North Little Rock, Palm Beach	1
New Vernon, Sarasota	1
New York, Broward	1
Missing, Columbia	1
Missing, Taylor	1
Orlando, Highlands	1
Ocoee, Broward	1
Ocoee, Polk	1
Opa Locka, Unknown	1
Orem, Nassau	1
Olando, Orange	1
Los Angeles, Polk	1
Lakeland, Pasco	1
Lakewood, Unknown	1
Jan Phyl Village, Polk	1
Knoxville, Duval	1
Maitland, Unknown	1
Middleburg, Unknown	1
Minneapolis, Broward	1
Missing, Brevard	1
Melbourne, Orange	1
Miami Beach, Palm Beach	1
Miami Granders, Dade	1
South Otselic, Dade	1
Southampton, Palm Beach	1
Saint Petersburg, Dade	1
San Juan, Osceola	1
San Pedro Sula, Dade	1
Sandy, Duval	1
Richmond Heights, Dade	1
Riverview, Pinellas	1
Rochester, Lee	1
Rosemary Beach, Bay	1
Saint Cloud, Orange	1
Port Charlotte Fl, Unknown	1
Ponce, Orange	1
Plant City, Pinellas	1
Plantation, Unknown	1
Plant City, Hendry	1
Sumter Ville, Unknown	1
Tampa, Jackson	1
Tampa, Lee	1
Tinley Park, Lee	1
University Of Central Fl, Dade	1
Springhill, Unknown	1
Telluride, Lee	1
Windermere, Polk	1
Winter Park, Lake	1
Wayne, Dade	1
West Simsbury, Collier	1
Foley, Escambia	1
Deland, St. Lucie	1
Deltona, Orange	1
Fort Myers-, Lee	1
Fort Pierce, Unknown	1

# COVID-19: characteristics of 1,619,288 Florida resident cases

Data through Jan 23, 2021 verified as of Jan 24, 2021 at 09:25 AM

Data in this report are provisional and subject to change.

The table below includes the cities and counties of residence for cases in Florida residents based on the patient's ZIP Code. Note that city is not always received as part of the initial notification and may be missing while the case is being investigated.

City and county	Cases
Harrison, Pinellas	1
Granada Hills, Broward	1
Hailandale, Unknown	1
Homeless, Polk	1
Homosassa, Hernando	1
Conway, Leon	1
Clermont, Volusia	1
Clewiston, Glades	1
Cypress, Leon	1
Davenport, Orange	1
Cartersville, Unknown	1
Altoona, Marion	1
Anaheim, Unknown	1
Athens, Duval	1
Bogota, Orange	1
Bradington, Manatee	1
Bronx, Palm Beach	1
New Orleans, Palm Beach	1
Newark, Broward	1
Newburgh, Bay	1
Navarre, Dade	1
Middlesburg, Duval	1
Miami Lakes, Unknown	1
Miami, Hillsborough	1
Macdill Air Force Base, Hillsborough	1
Marshall, Dade	1
Louisville, Manatee	1
Los Angeles Ca, Unknown	1
Lewisburg, Pasco	1
Littleton, Dade	1
Lake City, Hamilton	1
La Grange, Dade	1
Jerusalem, St. Johns	1
Saint Petersburg, St. Lucie	1
Saxis, Lee	1
Sebring, Lee	1
Saint Johns, Unknown	1
Rye, Duval	1
Rex, Duval	1
Sun City Center, Hardee	1
Spring Hill , Hernando	1
Starke, Clay	1
Stone Mountain, Palm Beach	1
Tulsa, Orange	1
Tiffin, Highlands	1
Tallahassee, Duval	1
Tampa, Palm Beach	1
Tavares, Marion	1
Parker, Dade	1
Peoria, Unknown	1
Palm Coast, Polk	1
Pacifica, Dade	1
Port Everglades, Broward	1
Plantation, Orange	1
Oviedo, Brevard	1
Orlando, Sarasota	1
Orlando, Columbia	1
Orlando, Indian River	1
Orem, Broward	1

# COVID-19: characteristics of 1,619,288 Florida resident cases

Data through Jan 23, 2021 verified as of Jan 24, 2021 at 09:25 AM

Data in this report are provisional and subject to change.

The table below includes the cities and counties of residence for cases in Florida residents based on the patient's ZIP Code. Note that city is not always received as part of the initial notification and may be missing while the case is being investigated.

City and county	Cases
Oooooo, Unknown	1
Ocoee, Osceola	1
Okeechobee, Broward	1
North Pole, Seminole	1
North Port, Lee	1
Winter Garden, Broward	1
Vernon, Unknown	1
Winter Park, Broward	1
Winter Park, Indian River	1
Winter Park, Lee	1
Zolfo Springs, Polk	1
Winter Park, St. Johns	1
Winter Garden, Pinellas	1
Washington, Unknown	1
Wekiva Springs, Seminole	1
Winder Garden, Orange	1
Windermere, Leon	1
Windermere, Osceola	1
West Villages, Sarasota	1
Westbrook, Dade	1
Wewahitchka, Bay	1
Wichita, Volusia	1
Fanning Springs, Levy	1
Estero, Collier	1
Deland, Polk	1
Cumberland, Palm Beach	1
Dade City, Hillsborough	1
Dallas, Lee	1
De Leon Springs, Putnam	1
Clear Brook, Lee	1
Crestview, Holmes	1
Columbus, Brevard	1
Cookeville, Seminole	1
Buffalo, Palm Beach	1
Bryant, Alachua	1
Carol Stream, Orange	1
Charlotte, Pasco	1
Apopka, Flagler	1
99, Unknown	1
Alanson, Bay	1
Aollywoss, Dade	1
Boca Raton, Unknown	1
Bohealia, Lee	1
Blowing Rock, Polk	1
Gilmer, Dade	1
Haverford, Hillsborough	1
Herrin, Orange	1
Jamaica, Broward	1
Lawrence Township, Palm Beach	1
Las Vegas, Orange	1
Lake Placid, Alachua	1
Lander, Citrus	1
Kingsland, Duval	1
Kissimmee, Brevard	1
Marshall, Palm Beach	1
New Richmond, Volusia	1
Oakland, Leon	1
Okeechobee, St. Lucie	1
North Canton, Palm Beach	1

# COVID-19: characteristics of 1,619,288 Florida resident cases

Data through Jan 23, 2021 verified as of Jan 24, 2021 at 09:25 AM

Data in this report are provisional and subject to change.

The table below includes the cities and counties of residence for cases in Florida residents based on the patient's ZIP Code. Note that city is not always received as part of the initial notification and may be missing while the case is being investigated.

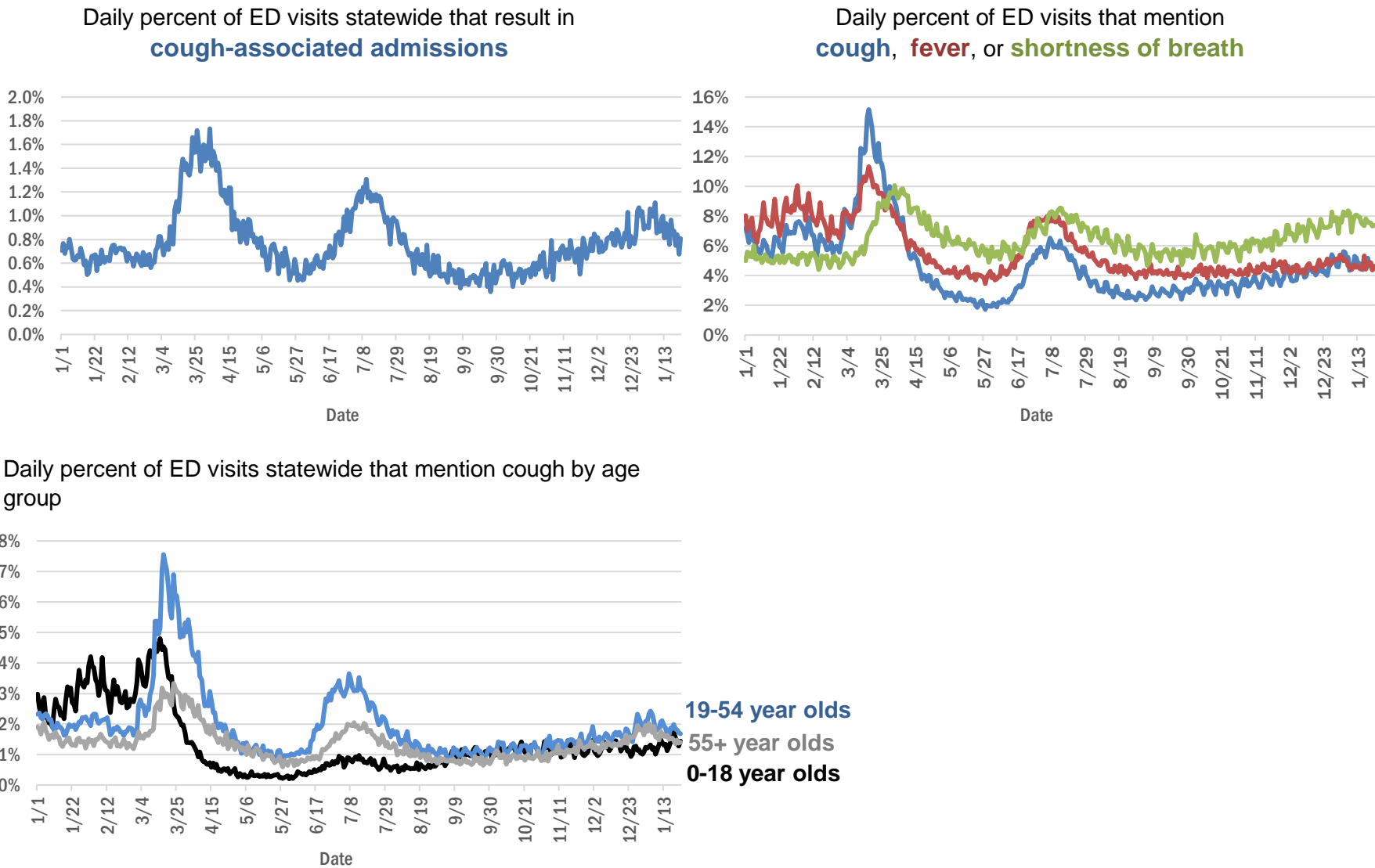
City and county	Cases
Lemoyne, Manatee	1
Magnolia Square, Osceola	1
Maitland, Alachua	1
Melrose, Alachua	1
Miamf, Dade	1
Miami G, Dade	1
Miami Shores, Broward	1
Miami, Collier	1
Marianna, Calhoun	1
Winter Park, Osceola	1
Wood River, Polk	1
Worcester, Palm Beach	1
Opalocka, Dade	1
Orlando, Union	1
Ovido, Seminole	1
Oxford, Palm Beach	1
Palm Coast, Duval	1
Perry, Leon	1
Palm Springs North, Dade	1
Shannon, Collier	1
Soldotna, Broward	1
Saint Cloud, Lee	1
Saint Johns, Orange	1
San Antonio, Sarasota	1
San Antonio, Unknown	1
Sanford, Volusia	1
Provincetown, Collier	1
Rio Dell, Volusia	1
Tewksbury, Orange	1
Tangerine, Seminole	1
South Burlington, Orange	1
Steinhatchee, Madison	1
Weston, Dade	1
Wheaton, Lee	1
Winter Park, Alachua	1
Wesley Chapel, Alachua	1
Virginia Beach, Hernando	1
Waco, Broward	1
University Of Central Florida, Monroe	1
Toms River, Dade	1
Total	1,619,288

# COVID-19: additional surveillance information

Data through Jan 23, 2021 verified as of Jan 24, 2021 at 09:25 AM

Data in this report are provisional and subject to change.

## Statewide emergency department (ED) chief complaint and admission data



The Electronic Surveillance System for the Early Notification of Community-Based Epidemics (ESSENCE-FL) includes chief complaint data from 211 of 211 Florida EDs. Data are transmitted electronically to ESSENCE-FL daily or hourly.

# COVID-19: testing by laboratory

Data through Jan 23, 2021 verified as of Jan 24, 2021 at 09:25 AM

Data in this report are provisional and subject to change.

The numbers in the table below represent the number of Florida and non-Florida residents for whom test results were received by the Department of Health. A person can be tested by more than one laboratory and can have both positive and negative results. **Therefore, the sum of the numbers in each column will be larger than the total number of people tested.**

Reporting lab	Inconclusive	Negative	Positive	Percent positive	Total
LABORATORY CORPORATION OF AMERICA	2,339	1,452,131	197,211	12%	1,651,681
QUEST DIAGNOSTICS	10,741	1,262,299	185,878	13%	1,458,918
CURATIVE LABS	11,947	1,222,546	180,657	13%	1,415,150
BIO REFERENCE LABORATORIES, INC	7,420	848,678	162,103	16%	1,018,201
HELIX	6,141	468,978	81,528	15%	556,647
GENETWORX	661	390,606	32,942	8%	424,209
REALTOX LABS LLC	3,915	352,633	56,354	14%	412,902
CDR MAGUIRE - HEALTH CARE CENTER		338,628	51,521	13%	390,149
RCA LABORATORY SERVICES, LLC		299,453	30,564	9%	330,017
NOMI_HEALTH	1,427	257,035	38,801	13%	297,263
EAST FLORIDA STATE COLLEGE - BREVARD		212,889	26,986	11%	239,875
IMPACT HEALTH BIOMETRIC TESTING, INC	1,006	194,917	22,275	10%	218,198
REAL DIAGNOSTICS	1,302	178,496	24,673	12%	204,471
NOMI HEALTH LAB SERVICES		172,665	19,662	10%	192,327
BPHL-JACKSONVILLE	18	144,732	26,059	15%	170,809
MAKO GENOMICS	6,818	127,565	22,819	15%	157,202
ELABNETWORK	1,058	135,734	11,530	8%	148,322
ADVENTHEALTH LAB	99	130,719	16,627	11%	147,445
MAYO CLINIC LABORATORIES	321	125,283	16,050	11%	141,654
FULGENT DIAGNOSTICS LABORATORY	2,372	115,411	12,557	10%	130,340
NORTHWEST LABORATORY	246	121,036	6,471	5%	127,753
PWNHEALTH	639	111,573	14,929	12%	127,141
BAYCARE LABORATORIES LLC	529	114,937	10,448	8%	125,914
BPHL-MIAMI	225	104,160	17,745	15%	122,130
MEMORIAL REGIONAL HOSPITAL SOUTH	23	99,510	20,439	17%	119,972
ASCENSION SACRED HEART HOSPITAL - PENSACOLA	2	101,862	15,967	14%	117,831
BIOCOLLECTIONS WORLDWIDE, INC	705	101,969	12,876	11%	115,550
ADVENT HEALTH LAB	112	101,260	13,957	12%	115,329
MEDICAL DIAGNOSTIC LABORATORIES	973	98,483	14,205	12%	113,661
ORLANDO HEALTH SYSTEM	651	98,607	10,338	9%	109,596
KORVALABS, INC	1,285	91,305	4,687	5%	97,277
UF HEALTH MEDICAL LAB	33	87,758	7,817	8%	95,608
BPHL-TAMPA (SPECTRUM BLVD)	45	77,814	14,650	16%	92,509
AKESOGEN		75,210	14,150	16%	89,360
REAL DIAGNOSITICS	613	76,695	11,430	13%	88,738
TESTING MATTERS INC	311	75,996	12,186	14%	88,493
TAMPA GENERAL HOSPITAL	4	80,672	7,696	9%	88,372
SUNPATH MEDICAL DIAGNOSTICS LABORATORY	762	74,564	11,517	13%	86,843
DIATHERIX LABORATORIES (VRL EUROFINs)		74,721	11,368	13%	86,089
BAPTIST HEALTH SOUTH FLORIDA	305	65,236	10,495	14%	76,036
ASCENSION ST VINCENT'S - RIVERSIDE	1	60,544	8,913	13%	69,458
CB SMITH PARK		57,750	7,989	12%	65,739
JACKSON MEMORIAL HOSPITAL CLINICAL LAB	79	53,788	10,097	16%	63,964
LAKELAND REGIONAL MEDICAL CENTER	129	54,885	7,308	12%	62,322
SOUTH MIAMI HOSPITAL LAB	304	52,457	7,736	13%	60,497
UF HEALTH SHANDS HOSPITAL	392	53,280	3,955	7%	57,627
AEGIS SCIENCES CORPORATION	423	46,525	8,680	16%	55,628

# COVID-19: testing by laboratory

Data through Jan 23, 2021 verified as of Jan 24, 2021 at 09:25 AM

Data in this report are provisional and subject to change.

The numbers in the table below represent the number of Florida and non-Florida residents for whom test results were received by the Department of Health. A person can be tested by more than one laboratory and can have both positive and negative results. **Therefore, the sum of the numbers in each column will be larger than the total number of people tested.**

Reporting lab	Inconclusive	Negative	Positive	Percent positive	Total
AIT LABORATORIES		47,664	5,841	11%	53,505
ARUP LABORATORIES	16	50,024	2,916	6%	52,956
AMERICAN HEALTH ASSOCIATES	9	46,979	3,574	7%	50,562
INGENIOUS PERSONALIZED MEDICINE	158	39,943	8,325	17%	48,426
APPLIED INGENUITY DIAGNOSTICS LLC		44,629	2,015	4%	46,644
VIRACOR EUROFINs		35,297	9,784	22%	45,081
TALLAHASSEE MEMORIAL HOSPITAL	219	39,012	4,904	11%	44,135
BAPTIST HEALTH - JACKSONVILLE	4	40,680	3,335	8%	44,019
GENESIS REFERENCE LABORATORIES		35,940	4,224	11%	40,164
SARASOTA MEMORIAL HOSPITAL MAIN LAB	12	34,408	3,172	8%	37,592
ORANGE COUNTY CONVENTION CENTER		33,330	3,673	10%	37,003
BROWARD GENERAL MEDICAL CENTER-CLINICAL LAB	2	33,073	3,531	10%	36,606
MILLENNIUM PHYSICIAN GROUP	17	30,549	5,834	16%	36,400
MIAMI DADE COUNTY		32,093	3,528	10%	35,621
LEE HEALTH - CAPE CORAL HOSPITAL	3	30,366	5,113	14%	35,482
FLORIDA HOSPITAL - TAMPA	37	31,717	2,816	8%	34,570
NICKLAUS CHILDREN'S HOSPITAL	61	29,926	4,436	13%	34,423
UNIVERSITY OF MIAMI HOSPITAL	32	30,881	3,279	10%	34,192
WALGREENS	33	28,623	5,284	16%	33,940
UF HEALTH JACKSONVILLE	47	29,208	3,435	11%	32,690
ECCO LAB GROUP CO	467	26,867	4,369	14%	31,703
ADVENTIST HEALTH SYSTEMS SUNBELT INC DBA		28,167	3,050	10%	31,217
DWIC OF TAMPA BAY INC		26,619	2,892	10%	29,511
NORTH FLORIDA REGIONAL MEDICAL CENTER		24,183	3,009	11%	27,192
ST JOSEPHS HOSPITAL LABORATORY	23	23,501	3,143	12%	26,667
MOUNT SINAI MEDICAL CENTER	9	23,854	2,607	10%	26,470
JUPITER MEDICAL CENTER LAB	72	24,087	2,301	9%	26,460
BRANDON REGIONAL HOSPITAL		23,033	3,137	12%	26,170
PALMETTO GENERAL HOSPITAL LAB	3	19,950	4,185	17%	24,138
JFK MEDICAL CENTER LAB	1	21,098	2,769	12%	23,868
ACCESS DX LABORATORY	210	20,628	2,028	9%	22,866
STS LAB 2 LLC	6	21,511	1,105	5%	22,622
STATLAB_MOBILE	1	19,887	2,004	9%	21,892
INTEGRATED REGIONAL LABORATORIES LLP	1	18,638	3,109	14%	21,748
WATSON CLINIC LLP		17,578	4,095	19%	21,673
NAPLES COMMUNITY HOSPITAL	67	18,821	1,940	9%	20,828
AVENTUS BIO LABS	16	18,124	2,682	13%	20,822
MEDFAST URGENT CARE CENTERS, LLC	10	17,831	2,836	14%	20,677
HEALTHLINK DIAGNOSTIC LABORATORIES	274	18,245	2,126	10%	20,645
HOLY CROSS HOSPITAL CLINICAL LAB	1	18,930	1,679	8%	20,610
PANCARE OF FLORIDA INC		18,408	2,183	11%	20,591
ADVENT HEALTH - DAYTONA BEACH	32	18,890	1,584	8%	20,506
LAB DIAGNOSTICS LLC	383	14,638	5,262	26%	20,283
MORTON PLANT HOSPITAL-ADLER INSTITUTE	26	18,061	2,119	10%	20,206

# COVID-19: testing by laboratory

Data through Jan 23, 2021 verified as of Jan 24, 2021 at 09:25 AM

Data in this report are provisional and subject to change.

The numbers in the table below represent the number of Florida and non-Florida residents for whom test results were received by the Department of Health. A person can be tested by more than one laboratory and can have both positive and negative results. **Therefore, the sum of the numbers in each column will be larger than the total number of people tested.**

Reporting lab	Inconclusive	Negative	Positive	Percent positive	Total
EXACT SCIENCES LABORATORIES		17,731	2,240	11%	19,971
INFINITY BIOLOGIX LLC	54	18,735	817	4%	19,606
PATIENTS FIRST LAKE ELLA MEDICAL CENTER PA		16,351	3,039	16%	19,390
DRS CLACK SPENCER WHITE & MCCORMACK PA D/B/A		17,318	1,829	10%	19,147
MINUTECLINIC LLC		15,767	3,070	16%	18,837
SAINT MARY'S MEDICAL CENTER	22	16,620	1,955	11%	18,597
GENESIS MEDICAL LABORATORY	217	15,222	2,998	16%	18,437
NIGHT LITE PEDIATRIC CENTER LLC		16,372	2,047	11%	18,419
AHALABS		16,596	1,216	7%	17,812
HEALTH CENTER AT SINAI RESIDENCES		16,932	506	3%	17,438
BIOCERNA LABS	461	14,582	2,112	12%	17,155
UNITED CLINICAL LABORATORY LLC	2	14,325	2,019	12%	16,346
WELLINGTON REGIONAL MED CTR LAB	6	14,468	1,792	11%	16,266
MALABAR MEDICAL WALK IN CLINIC		13,683	2,482	15%	16,165
LEESBURG REGIONAL MEDICAL CENTER		13,934	1,897	12%	15,831
BAYFRONT HEALTH - ST PETERSBURG	17	13,565	2,164	14%	15,746
OSCEOLA REGIONAL MEDICAL CENTER	1	13,649	2,020	13%	15,670
CLEVELAND CLINIC HOSPITAL LAB	4	13,616	1,918	12%	15,538
HOMESTEAD HOSPITAL CLINICAL LABORATORY	26	12,406	2,659	18%	15,091
MEMORIAL HOSPITAL JACKSONVILLE	8	12,510	2,468	16%	14,986
INDIAN RIVER MEDICAL CENTER LAB		13,669	851	6%	14,520
CLEVELAND CLINIC TRADITION HOSPITAL		13,115	996	7%	14,111
ORANGE PARK MEDICAL CENTER	9	11,571	2,393	17%	13,973
NORTHWEST MEDICAL CENTER	1	12,174	1,709	12%	13,884
PRIVA PATH LABS	64	12,636	814	6%	13,514
VISTA CLINICAL DIAGNOSTICS	431	11,663	1,377	10%	13,471
BETHESDA HOSPITAL EAST		12,221	1,203	9%	13,424
DELRAY MEDICAL CENTER LAB	3	12,016	1,358	10%	13,377
WEST KENDALL BAPTIST HOSPITAL	10	10,773	2,580	19%	13,363
OAK HILL HOSPITAL		11,829	1,487	11%	13,316
INDIAN RIVER PATHOLOGY LLC		12,192	1,117	8%	13,309
MEMORIAL REGIONAL HOSPITAL CLINICAL LABORATORY	10	12,396	855	6%	13,261
LEE HEALTH - LEE MEMORIAL HOSPITAL		9,752	3,355	26%	13,107
ACCESS MEDICAL LABORATORIES	4	6,608	6,404	49%	13,016
LAWNWOOD REGIONAL MEDICAL CENTER	1	11,206	1,782	14%	12,989
BAPTIST HEALTHCARE - BAPTIST HOSPITAL	5	9,952	2,711	21%	12,668
CLARITY LAB SOLUTIONS	74	11,127	1,417	11%	12,618
BAPTIST HEALTH - SOUTH		11,577	1,022	8%	12,599
LARGO MEDICAL CENTER		10,992	1,403	11%	12,395
WINTER HAVEN HOSPITAL CLINICAL LABORATORY	4	10,486	1,882	15%	12,372
UHEALTH CORAL GABLES/LENNAR MED CTR	3	11,531	634	5%	12,168
LAKE CITY HM		11,147	988	8%	12,135
NONA SCIENTIFIC	5	8,974	2,961	25%	11,940
FLORIDA HOSPITAL WATERMAN LABORATORY	70	10,997	859	7%	11,926
ST ANTHONY'S HOSPITAL LAB	30	10,496	1,356	11%	11,882

# COVID-19: testing by laboratory

Data through Jan 23, 2021 verified as of Jan 24, 2021 at 09:25 AM

Data in this report are provisional and subject to change.

The numbers in the table below represent the number of Florida and non-Florida residents for whom test results were received by the Department of Health. A person can be tested by more than one laboratory and can have both positive and negative results. **Therefore, the sum of the numbers in each column will be larger than the total number of people tested.**

Reporting lab	Inconclusive	Negative	Positive	Percent positive	Total
BINAXNOW	9	9,038	2,686	23%	11,733
CARDIOPATH	84	10,120	1,519	13%	11,723
ST MARKS HOSPITAL LABORATORY B	78	10,627	1,002	9%	11,707
WEST FLORIDA HOSPITAL LAB		9,066	2,601	22%	11,667
GOOD SAMARITAN MEDICAL CENTER LAB	2	10,028	1,507	13%	11,537
PWN HEALTH	17	9,431	2,055	18%	11,503
WESTSIDE REGIONAL MED CTR	2	9,822	1,672	15%	11,496
MEDICAL CENTER OF TRINITY CLINICAL LABORATORY	2	10,063	1,237	11%	11,302
PALMS WEST HOSPITAL LAB	2	9,653	1,638	15%	11,293
MERCY HOSPITAL A CAMPUS OF PLANTATION GEN HOSP LAB	1	9,317	1,822	16%	11,140
GULF COAST MEDICAL CENTER MICROLAB		8,625	2,452	22%	11,077
REGIONAL MEDCIAL CENTER BAYONET POINT	2	9,986	871	8%	10,859
THE HEALTHCARE DISTRICT OF PALM BEACH COUNTY	40	9,474	1,340	12%	10,854
ST JOSEPHS HOSPITAL	18	9,439	1,387	13%	10,844
THE VILLAGES REGIONAL HOSPITAL		9,597	1,059	10%	10,656
CAPITAL REGIONAL MEDICAL CTR		8,463	2,160	20%	10,623
LARKIN COMMUNITY HOSPITAL	10	9,081	1,409	13%	10,500
COAST DIAGNOSTICS LLC	44	9,404	1,040	10%	10,488
LARKIN COMMUNITY HOSPITAL INC DBA CARDIOTROPIC		6,820	3,621	35%	10,441
CORAL GABLES HOSPITAL CLINICAL LABORATORY		8,676	1,699	16%	10,375
GENOVA DIAGNOSTICS LABORATORY	47	9,457	866	8%	10,370
AVENTURA HOSPITAL LAB		8,381	1,961	19%	10,342
HALIFAX MEDICAL CENTER LAB	35	8,746	1,519	15%	10,300
ADVENTHEALTH CENTRA CARE LAKE BUENA VISTA		9,265	1,032	10%	10,297
MEASE COUNTRYSIDE LAB	14	9,199	1,071	10%	10,284
WEST BOCA MEDICAL CENTER LAB		9,413	765	8%	10,178
FLORIDA LABORATORY ANALYSIS		8,911	1,213	12%	10,124
BLAKE MEDICAL CENTER		8,768	1,302	13%	10,070
MANATEE MEMORIAL HOSPITAL		9,163	845	8%	10,008
LEE HEALTH - HEALTH PARK MEDICAL CENTER		8,250	1,685	17%	9,935
PATHNOSTICS	40	7,654	2,202	22%	9,896
SRQ DRIVE THROUGH☐		8,944	905	9%	9,849
PALM BEACH GARDENS MEDICAL CTR LAB		8,869	958	10%	9,827
NEMOURS CHILDRENS HOSPITAL	1	9,137	547	6%	9,685
BAPTIST HEALTH SOUTH FLORIDA - WEST KENDALL URGENT CARE		8,085	1,560	16%	9,645
PALM BEACH BALL PARK		8,605	1,002	10%	9,607
AVECINA	17	8,858	688	7%	9,563
FLORIDA HOSPITAL HEARTLAND MED CTR CLINICAL LAB	33	8,142	1,241	13%	9,416
ADVENT HEALTH - WESLEY CHAPEL	14	8,428	880	9%	9,322
LAKE CITY MEDICAL CENTER		7,300	2,019	22%	9,319
BOSTON HEART DIAGNOSTICS CORP		8,022	1,187	13%	9,209
P4 CLINICAL, LLC	190	8,021	896	10%	9,107
DOCTORS HOSPITAL	7	7,410	1,478	17%	8,895
AVECINA MEDICAL	4	6,171	2,680	30%	8,855
LABSTAT LLC	3	8,370	408	5%	8,781
PLANTATION GENERAL HOSPITAL		7,331	1,343	15%	8,674
VIKOR SCIENTIFIC	26	7,076	1,552	18%	8,654

# COVID-19: testing by laboratory

Data through Jan 23, 2021 verified as of Jan 24, 2021 at 09:25 AM

Data in this report are provisional and subject to change.

The numbers in the table below represent the number of Florida and non-Florida residents for whom test results were received by the Department of Health. A person can be tested by more than one laboratory and can have both positive and negative results. **Therefore, the sum of the numbers in each column will be larger than the total number of people tested.**

Reporting lab	Inconclusive	Negative	Positive	Percent positive	Total
FLORIDA MEDICAL CENTER - A CAMPUS OF NORTH SHORE	2	7,496	1,016	12%	8,514
LEON MEDICAL CENTERS LLC		6,535	1,848	22%	8,383
NORTHSIDE HOSPITAL AND HEART INSTITUTE		7,480	853	10%	8,333
CORAL SPRINGS MED CTR		7,509	804	10%	8,313
AVECINA MEDICAL OAKLEAF	3	6,977	1,330	16%	8,310
CENTRAL FLORIDA REGIONAL HOSPITAL		7,435	860	10%	8,295
PRECISION HEALTH RESOURCES LLC		7,762	513	6%	8,275
INFORM DIAGNOSTICS, INC		7,742	466	6%	8,208
FLORIDA HOSPITAL DELAND	10	7,050	1,048	13%	8,108
AMERICAN FAMILY CARE		4,259	3,831	47%	8,090
FLORIDA HOSPITAL FLAGLER	29	7,348	657	8%	8,034
ALL CHILDREN'S HOSPITAL		7,371	539	7%	7,910
NORTH SHORE MEDICAL CENTER		6,412	1,307	17%	7,719
EXPRESS GENE MOLECULAR DIAGNOSTICS LABORATORY		6,428	1,251	16%	7,679
BROWARD HEALTH NORTH CLINICAL LABORATORY		6,780	865	11%	7,645
OCALA REGIONAL MEDICAL CENTER		6,615	992	13%	7,607
FLORIDA HOSPITAL ZEPHYRHILLS	10	6,816	775	10%	7,601
NCH NORTH NAPLES HOSPITAL LAB	15	6,733	829	11%	7,577
FLORIDA HOSPITAL OF CARROLLWOOD	23	6,401	1,038	14%	7,462
BAPTIST HEALTH SOUTH FLORIDA - COUNTRY WALK URGENT CARE		6,171	1,278	17%	7,449
SARKIS CLINICAL TRIALS	20	6,428	959	13%	7,407
WEST PALM HOSPITAL LAB		6,796	601	8%	7,397
KD MEDICAL CHOICE LLC	5	6,682	704	10%	7,391
SOUTH BAY HOSPITAL CLINICAL LAB		6,567	789	11%	7,356
LEE HEALTH - GULF COAST MEDICAL CENTER	2	5,844	1,496	20%	7,342
MEDARBOR DIAGNOSTICS	1	6,186	1,073	15%	7,260
CLEVELAND CLINIC MARTIN SOUTH HOSPITAL	1	6,390	765	11%	7,156
NCF DIAGNOSTICS & DNA TECHNOLOGIES LAB	116	6,518	390	6%	7,024
BAPTIST HEALTH - BEACHES		6,424	557	8%	6,981
MEMORIAL HOSPITAL WEST LABORATORY SERVICES	14	6,258	651	9%	6,923
ISPM LABS, LLC DBA CAPSTONE DIAGNOSTICS, LLC		6,488	341	5%	6,829
LUMINUS DIAGNOSTICS		6,234	548	8%	6,782
CernerELR_Advent		5,818	935	14%	6,753
BAYCARE COMMUNITY HEALTH		6,485	171	3%	6,656
POINCIANA MEDICAL CENTER		5,120	1,497	23%	6,617
BAPTIST HEALTH SOUTH FLORIDA - MIAMI LAKES URGENT CARE		5,162	1,422	22%	6,584
VISTA CLINICAL	8	3,832	2,706	41%	6,546
MORTON PLANT-MEASE	5	5,905	597	9%	6,507
WEST MARION COMMUINITY HOSPITAL LAB		5,428	1,057	16%	6,485
MEMORIAL HOSPITAL MICRO		6,015	462	7%	6,477
FULGENT DIAGNOSTICS	101	5,909	464	7%	6,474
NATIONWIDE LABORATORY SERVICES INC	216	5,333	915	14%	6,464
ARCPOINT LABS OF FORT MYERS	4	5,641	813	13%	6,458
MEDEXPRESS URGENT CARE	2	4,339	2,047	32%	6,388
ANNE BATES LEACH EYE HOSPITAL/ ABLEH MICROBIOLOGY LABORATORY		6,260	96	2%	6,356
CLEVELAND CLINIC MARTIN NORTH HOSPITAL		5,547	736	12%	6,283
LAKEWOOD RANCH MEDICAL CENTER		5,786	496	8%	6,282

# COVID-19: testing by laboratory

Data through Jan 23, 2021 verified as of Jan 24, 2021 at 09:25 AM

Data in this report are provisional and subject to change.

The numbers in the table below represent the number of Florida and non-Florida residents for whom test results were received by the Department of Health. A person can be tested by more than one laboratory and can have both positive and negative results. **Therefore, the sum of the numbers in each column will be larger than the total number of people tested.**

Reporting lab	Inconclusive	Negative	Positive	Percent positive	Total
FLORIDA HOSPITAL FISH MEMORIAL	19	5,299	893	14%	6,211
ST LUCIE MEDICAL CENTER		4,939	1,224	20%	6,163
SANTA ROSA MEDICAL CENTER		4,967	1,152	19%	6,119
H LEE MOFFITT CANCER CENTER LABORATORY	1	5,851	175	3%	6,027
BAPTIST HEALTH SOUTH FLORIDA - WESTCHESTER URGENT CARE		4,841	1,093	18%	5,934
AVERO DIAGNOSTICS - IRVING	7	5,493	414	7%	5,914
ST JOSEPHS NORTH HOSPITAL LAB	7	4,985	777	13%	5,769
UNKNOWN	3	3,145	2,586	45%	5,734
BAYFRONT HEALTH - VENICE REGIONAL MEDICAL	1	5,226	490	9%	5,717
BAPTIST HEALTH SOUTH FLORIDA - DORAL URGENT CARE		4,543	1,162	20%	5,705
HIALEAH HOSPITAL	4	4,423	1,264	22%	5,691
SYNERGY LABORATORIES	7	4,911	723	13%	5,641
ADVENTHEALTH CENTRA CARE WINTER GARDEN	1	4,971	580	10%	5,552
OVIEDO MEDICAL CENTER		4,955	577	10%	5,532
FLORIDA HOSPITAL OCALA		4,839	689	12%	5,528
IMPERIAL POINT MEDICAL CENTER		5,033	459	8%	5,492
GENE BY GENE, GENOMICS RESEARCH CENTER LAB	42	5,156	266	5%	5,464
BAPTIST HEALTH - NASSAU		5,156	295	5%	5,451
ADVENTHEALTH CENTRA CARE WINTER PARK		4,976	453	8%	5,429
HOLIDAY CVS LLC		5,096	236	4%	5,332
TROPICANA FIELD - LOT 2□	19	4,837	473	9%	5,329
MARTIN HOSPITAL SOUTH LAB		4,966	282	5%	5,248
MEDRITE MEDICAL CARE, PC	2,467	2,477	293	6%	5,237
CernerELR_Baycare	27	4,871	337	6%	5,235
ADVENTHEALTH CENTRA CARE ST CLOUD		4,550	675	13%	5,225
ADVENTHEALTH CENTRA CARE UNIVERSITY		4,740	481	9%	5,221
SUNRISE MEDICAL LABORATORIES	2	4,872	346	7%	5,220
ADVENTHEALTH CENTRA CARE DR PHILLIPS		4,758	433	8%	5,191
FORT WALTON BEACH MEDICAL CENTER		4,401	773	15%	5,174
ST PETERSBURG GENERAL HOSPITAL		4,313	824	16%	5,137
SOLARIS DIAGNOSTICS	8	4,607	521	10%	5,136
ADVENTHEALTH CENTRA CARE HUNTERS CREEK		4,473	653	13%	5,126
SYNERGY DIAGNOSTIC LABORATORY	85	4,476	529	10%	5,090
TRINITY SPRINGS		4,357	729	14%	5,086
SOUTH FLORIDA BAPTIST HOSPITAL MICRO	4	4,246	778	15%	5,028
BAPTIST HEALTH SOUTH FLORIDA - PEMBROKE PINES URGENT CARE		4,198	813	16%	5,011
ADVENTHEALTH CENTRA CARE WATERFORD LAKES		4,349	656	13%	5,005
FLORIDA HOSPITAL NORTH PINELLAS	11	4,470	399	8%	4,880
BAYFRONT HEALTH - PORT CHARLOTTE		4,433	407	8%	4,840
ADVENTHEALTH CENTRA CARE LAKELAND	1	4,189	631	13%	4,821
ATLANTIS URGENT CARE	1	3,406	1,398	29%	4,805
MOLECULAR INFECTIOUS DISEASES		4,748	48	1%	4,796
HEALTHQUEST ESOTERICS		3,609	1,158	24%	4,767
ADVENTHEALTH CENTRA CARE CLERMONT		4,216	507	11%	4,723
BAPTIST HEALTH SOUTH FLORIDA - CORAL SPRINGS URGENT CARE		4,043	659	14%	4,702
CernerELR_BaptistMiami	15	4,157	528	11%	4,700
COMMUNITY HEALTH CENTERS OF PINELLAS INC		3,715	973	21%	4,688

# COVID-19: testing by laboratory

Data through Jan 23, 2021 verified as of Jan 24, 2021 at 09:25 AM

Data in this report are provisional and subject to change.

The numbers in the table below represent the number of Florida and non-Florida residents for whom test results were received by the Department of Health. A person can be tested by more than one laboratory and can have both positive and negative results. **Therefore, the sum of the numbers in each column will be larger than the total number of people tested.**

Reporting lab	Inconclusive	Negative	Positive	Percent positive	Total
ADVENTHEALTH CENTRA CARE LEE ROAD		4,236	428	9%	4,664
DOCTORS URGENT CARE LLC	1	3,744	851	19%	4,596
NIGHT LITE PEDIATRICS	4	3,337	1,240	27%	4,581
MEDICAL DNA LABS LLC	2	4,178	386	8%	4,566
ACUTIS DIAGNOSTICS	16	3,683	840	19%	4,539
EGLIN AIR FORCE BASE	12	3,287	1,214	27%	4,513
MEDEXPRESS URGENT CARE OF BOYNTON BEACH LLC		4,263	241	5%	4,504
PUTNAM COMMUNITY MEDICAL CENTER		3,882	609	14%	4,491
CLINICAL REFERENCE LABORATORY	2	4,273	206	5%	4,481
MOFFITT CANCER CENTER	6	4,354	93	2%	4,453
SUNCOAST PATHOLOGY ASSOCIATES		4,064	369	8%	4,433
ADVENTHEALTH CENTRA CARE SANFORD		3,967	428	10%	4,395
UNIVERSITY HOSPITAL AND MEDICAL CENTER		3,356	1,023	23%	4,379
MEDEXPRESS URGENT CARE HUDSON		3,804	561	13%	4,365
ADVENTHEALTH CENTRA CARE KISSIMMEE		3,928	418	10%	4,346
ANGEL KIDS PEDIATRICS		4,068	260	6%	4,328
ADVENTHEALTH CENTRA CARE LAKE MARY		3,910	398	9%	4,308
ADVENTHEALTH CENTRA CARE APOPKA		3,749	542	13%	4,291
BAPTIST HEALTH - NORTH		3,305	953	22%	4,258
EMPIRE CITY LABORATORIES INC	43	3,586	570	14%	4,199
ADVENTIST HEALTH SYSTEMS, SUNBELT INC		3,698	497	12%	4,195
NORTHWEST FLORIDA COMMUNITY HOSPITAL	27	2,935	1,211	29%	4,173
QDX PATHOLOGY SERVICES	2	3,811	338	8%	4,151
MICROGEN DX	3	3,443	620	15%	4,066
PALMS OF PASADENA HOSPITAL		3,595	462	11%	4,057
NIGHT LITE PEDIATRICS URGENT CARE	1	3,413	636	16%	4,050
DOCTORS URGENT CARE OF LUTZ LLC	1	3,199	832	21%	4,032
BAPTIST HEALTH SOUTH FLORIDA - TAMiami TRAIL URGENT CARE		3,231	801	20%	4,032
MEASE DUNEDIN HOSPITAL	5	3,631	374	9%	4,010
COASTAL MED URGENT CARE		2,611	1,396	35%	4,007
PARAMOUNT URGENT CARE		1,921	2,081	52%	4,002
PHYSICIANS REGIONAL MEDICAL CENTER - PINE RIDGE RD	1	3,263	706	18%	3,970
URGENT CARE CURE	2	3,411	545	14%	3,958
WESTCHESTER HOSPITAL	23	3,166	765	19%	3,954
INDIAN RIVER MEDICAL CENTER		3,322	625	16%	3,947
BAPTIST HEALTH SOUTH FLORIDA - CORAL GABLES (UNIVERSITY) URGENT CARE		3,430	504	13%	3,934
THE CENTER FOR URGENT CARE	3	3,211	674	17%	3,888
ADVENTHEALTH CENTRA CARE MOUNT DORA		3,451	427	11%	3,878
BAPTIST HEALTH SOUTH FLORIDA - PINECREST URGENT CARE		3,347	529	14%	3,876
RAULERSON HOSPITAL		3,188	682	18%	3,870
DOCTORS HOSPITAL OF SARASOTA CLINICAL LABORATORY		3,361	495	13%	3,856
ADVENTHEALTH CENTRA CARE ALTAMONTE		3,437	383	10%	3,820
AHCC WESLEY CHAPEL		3,424	389	10%	3,813
BAPTIST HEALTH SOUTH FLORIDA - KENDALE LAKES URGENT CARE		3,043	769	20%	3,812
MEDEXPRESS URGENT CARE - ESTERO		3,414	364	10%	3,778
BAPTIST HEALTH SOUTH FLORIDA - CORAL GABLES URGENT CARE		3,132	622	17%	3,754
TALLAHASSEE PRIMARY CARE ASSOCIATES		3,212	489	13%	3,701

# COVID-19: testing by laboratory

Data through Jan 23, 2021 verified as of Jan 24, 2021 at 09:25 AM

Data in this report are provisional and subject to change.

The numbers in the table below represent the number of Florida and non-Florida residents for whom test results were received by the Department of Health. A person can be tested by more than one laboratory and can have both positive and negative results. **Therefore, the sum of the numbers in each column will be larger than the total number of people tested.**

Reporting lab	Inconclusive	Negative	Positive	Percent positive	Total
NCH DOWNTOWN NAPLES HOSPITAL	10	3,217	459	12%	3,686
HEALTH FIRST ADVENTHEALTH CENTRA CARE GATEWAY	1	3,312	351	10%	3,664
ADVENTHEALTH CENTRA CARE AZALEA PARK		3,172	477	13%	3,649
CLARITY LAB SOLUTIONS LLC		3,608	4	0%	3,612
BAPTIST HEALTH SOUTH FLORIDA - PALMETTO BAY URGENT CARE		3,020	581	16%	3,601
ADVENTHEALTH CENTRA CARE OVIEDO		3,152	427	12%	3,579
BETHESDA HOSPITAL WEST		3,188	341	10%	3,529
HEALTH FIRST ADVENTHEALTH CENTRA CARE TITUSVILLE		3,145	368	10%	3,513
MINUTECLINIC LLC #3703		2,916	573	16%	3,489
MEMORIAL HOSPITAL- MIRAMAR	12	3,206	270	8%	3,488
NCH NORTH NAPLES HOSPITAL	4	2,965	506	15%	3,475
PRO CLINIC		2,724	750	22%	3,474
MINUTECLINIC		2,981	492	14%	3,473
ADVENTHEALTH CENTRA CARE ORANGE LAKE		3,089	378	11%	3,467
ADVENT HEALTH - HEART OF FLORIDA ER	1	2,950	500	14%	3,451
TWIN CITIES HOSPITAL	1	3,014	434	13%	3,449
US BIOTEK LABORATORIES	13	3,064	345	10%	3,422
MEDEXPRESS URGENT CARE - ROYAL PALM BEACH		3,120	300	9%	3,420
SIPARADIGM LLC	19	3,206	191	6%	3,416
BAYFRONT HEALTH - SEVEN RIVERS		3,082	312	9%	3,394
ADVENTHEALTH CENTRA CARE LONGWOOD		3,093	300	9%	3,393
MEDEXPRESS URGENT CARE PALM BEACH GARDENS		3,154	236	7%	3,390
PEDIATRIC HEALTH CARE ALLIANCE PA		3,069	308	9%	3,377
ADVENTHEALTH CENTRA CARE PORT ORANGE		3,088	276	8%	3,364
MEDEXPRESS URGENT CARE - GOLDEN GATE		3,018	337	10%	3,355
BAYA PHARMACY & URGENT CARE		2,398	943	28%	3,341
ESCAMBIA COMMUNITY CLINICS INC	7	2,412	912	27%	3,331
MIDWAY SPECIALTY CARE CENTER DIAGNOSTICS	38	3,051	225	7%	3,314
ASCENSION SACRED HEART - EMERALD COAST		2,710	595	18%	3,305
ADVENTHEALTH CENTRA CARE SAND LAKE		3,034	263	8%	3,297
GENESIS DIAGNOSTICS		3,061	223	7%	3,284
FLORIDA FAMILY LABORATORY, INC DBA	14	2,926	288	9%	3,228
BAPTIST HEALTH SOUTH FLORIDA - DAVIE URGENT CARE		2,684	543	17%	3,227
BAYFRONT HEALTH - BROOKSVILLE		2,800	390	12%	3,190
DOCTORS TEST CENTERS		2,757	394	13%	3,151
ADVENTHEALTH CENTRA CARE LEESBURG		2,730	382	12%	3,112
MEDEXPRESS URGENT CARE - LAKELAND		2,734	360	12%	3,094
BAPTIST HEALTH SOUTH FLORIDA - WESTON URGENT CARE		2,716	347	11%	3,063
ADVENTHEALTH CENTRA CARE SOUTH ORANGE		2,696	335	11%	3,031
ENGLEWOOD COMMUNITY HOSPITAL		2,685	300	10%	2,985
LAKE SIDE MEDICAL CENTER		2,331	645	22%	2,976
MEDCOMP SCIENCES LLC	30	1,418	1,523	51%	2,971
AMELIA URGENT CARE		1,540	1,418	48%	2,958
BARTOW REGIONAL MEDICAL CENTER	1	2,478	447	15%	2,926
DESOTO MEMORIAL HOSPITAL	3	2,384	515	18%	2,902
STONE CLINICAL LABORATORIES		2,789	96	3%	2,885
ADVENTHEALTH PROMPT CARE	1	2,018	850	30%	2,869

# COVID-19: testing by laboratory

Data through Jan 23, 2021 verified as of Jan 24, 2021 at 09:25 AM

Data in this report are provisional and subject to change.

The numbers in the table below represent the number of Florida and non-Florida residents for whom test results were received by the Department of Health. A person can be tested by more than one laboratory and can have both positive and negative results. **Therefore, the sum of the numbers in each column will be larger than the total number of people tested.**

Reporting lab	Inconclusive	Negative	Positive	Percent positive	Total
WALGREENS ORLANDO	3	2,523	339	12%	2,865
VETERANS AFFAIRS MEDICAL CENTER - ORLANDO		1,343	1,517	53%	2,860
WALGREEN CO	2	2,520	317	11%	2,839
EMERALD COAST URGENT CARE		2,135	702	25%	2,837
PRECISION HEALTH SOLUTIONS		2,737	95	3%	2,832
PARAMOUNT URGENT CARE - WINDERMERE		1,810	1,015	36%	2,825
BAPTIST HEALTH URGENT CARE AT SAWGRASS		2,365	454	16%	2,819
BAPTIST HEALTH SOUTH FLORIDA - BRICKELL URGENT CARE		2,332	483	17%	2,815
HIGHLANDS REGIONAL MEDICAL CENTER		2,110	641	23%	2,751
BAYFRONT HEALTH - PUNTA GORDA		2,549	194	7%	2,743
SELECT LABORATORIES - MARION COUNTY, FL LLC	3	2,473	222	8%	2,698
LEE HEALTH CONVENIENT CARE - PAGE FIELD		2,259	435	16%	2,694
CENTRA CARE - WATERFORD LAKES		2,097	580	22%	2,677
ADVENTHEALTH CENTRA CARE COLONIAL TOWN	1	2,406	247	9%	2,654
ACCU REFERENCE MEDICAL LAB	2	2,028	613	23%	2,643
CITRUS MEMORIAL HOSPITAL LABORATORY		2,237	392	15%	2,629
MEMORIAL HOSPITAL PEMBROKE	3	2,302	307	12%	2,612
MEDEXPRESS URGENT CARE CAPE CORAL		2,220	390	15%	2,610
BAYFRONT HEALTH - SPRING HILL		2,358	244	9%	2,602
BMCT Molecular Diagnostics Subsection		2,120	463	18%	2,583
HEALTH FIRST ADVENTHEALTH CENTRA CARE COCOA		2,345	237	9%	2,582
ADVENT HEALTH - OCALA		2,124	437	17%	2,561
HOLIDAY CVS LLC DBA CVS PHARMACY #5154		2,478	70	3%	2,548
VENTURE MEDICAL OF FLORIDA LLC		2,315	195	8%	2,510
PALMS MEDICAL GROUP	5	1,693	803	32%	2,501
SPORTS DRUG TESTING LABORATORY	45	2,343	88	4%	2,476
EMERALD COAST URGENT CARE LLC		1,804	653	27%	2,457
MEDEXPRESS URGENT CARE - DELAND		2,213	241	10%	2,454
EMERALD COAST URGENT CARE, LLC	1	1,793	598	25%	2,392
MINUTECLINIC LLC # 0709		2,020	359	15%	2,379
HEALTH FIRST ADVENTHEALTH CENTRA CARE MALABAR		2,126	239	10%	2,365
ADVENTIST HEALTH SYSTEMS SUNBELT IN DBA		2,129	216	9%	2,345
PHARMCO RX	2	2,131	192	8%	2,325
BAPTIST HEALTHCARE - GULF BREEZE HOSPITAL	3	1,920	399	17%	2,322
MARINERS HOSPITAL		2,090	226	10%	2,316
BAPTIST HEALTH EMERGENCY CENTER COUNTRY WALK	1	1,937	371	16%	2,309
LEE HEALTH - COCONUT POINT CLINICAL LAB	2	1,872	433	19%	2,307
ADVENTHEALTH EXPRESS CARE		1,802	502	22%	2,304
ADVENT HEALTH - NEW SMYRNA		1,805	494	21%	2,299
COMMUNITY HEALTH NORTHWEST FLORIDA	4	1,739	546	24%	2,289
BAPTIST HEALTH - CLAY		1,937	343	15%	2,280
NXGEN MDX LLC	4	2,020	252	11%	2,276
PHYSICIANS STAT LAB	3	1,066	1,185	53%	2,254
SCION LAB SERVICES LLC	22	2,059	166	7%	2,247
PRIMEHEALTH URGENT CARE	1	1,865	360	16%	2,226
MEDEXPRESS URGENT CARE LEHIGH ACRES		1,934	286	13%	2,220
PREMIER URGENT CARE OF BREVARD LLC	1	1,871	329	15%	2,201

# COVID-19: testing by laboratory

Data through Jan 23, 2021 verified as of Jan 24, 2021 at 09:25 AM

Data in this report are provisional and subject to change.

The numbers in the table below represent the number of Florida and non-Florida residents for whom test results were received by the Department of Health. A person can be tested by more than one laboratory and can have both positive and negative results. **Therefore, the sum of the numbers in each column will be larger than the total number of people tested.**

Reporting lab	Inconclusive	Negative	Positive	Percent positive	Total
ADVENTHEALTH CENTRA CARE KIDS LAKE MARY		2,051	141	6%	2,192
CENTRA CARE SAINT CLOUD	1	1,885	303	14%	2,189
BAPTIST HEALTH - OAKLEAF		1,782	401	18%	2,183
PROHEALTH		748	1,429	66%	2,177
BAPTIST HEALTH SOUTH FLORIDA - MIAMI BEACH URGENT CARE		1,862	310	14%	2,172
PRIMEHEALTH URGENT CARE INC		1,860	312	14%	2,172
PHYSICIANS REGIONAL MEDICAL CENTER - COLLIER BLVD	1	1,526	613	29%	2,140
LABORATORY OF FLORIDA LLC	40	1,944	151	7%	2,135
LOWER KEYS MEDICAL CENTER		1,890	244	11%	2,134
ADVENT HEALTH CENTRA CARE -WINTER PARK KIDS URGENT CARE	4	1,912	209	10%	2,125
MINUTECLINIC LLC #3631		1,759	335	16%	2,094
BRASHEAR'S VITAL CARE CORP		1,583	488	24%	2,071
GESSLER CLINIC		1,324	734	36%	2,058
MEDEXPRESS FORT MYERS		1,789	264	13%	2,053
MINUTECLINIC LLC 5852		1,722	326	16%	2,048
FLORIDA COMMUNITY HEALTH CENTER		1,620	426	21%	2,046
ADVENTHEALTH CENTRA CARE		1,821	215	11%	2,036
PARAMOUNT URGENT CARE - ORLANDO		1,282	694	35%	1,976
DOC SMILEY'S URGENT CARE		1,706	247	13%	1,953
MC DIAGNOSTIC OF CONNECTICUT, PC #2220		1,636	308	16%	1,944
ASSOCIATED PATHOLOGISTS, LLC	3	1,582	345	18%	1,930
PHYSICIAN ASSOCIATES		1,721	208	11%	1,929
MEDEXPRESS URGENT CARE CORAL SPRINGS		1,723	187	10%	1,910
MEDONE PLLC		1,441	454	24%	1,895
MINUTECLINIC LLC		1,589	286	15%	1,875
DONALD W ROBERTSON DO PA		1,420	439	24%	1,859
ACCESS POINT HEALTHCARE URGENT & PRIMARY CARE	2	1,351	489	27%	1,842
TAMPA COMMUNITY HOSPITAL		1,542	298	16%	1,840
MEDEXPRESS URGENT CARE - VERO BEACH		1,586	233	13%	1,819
GENUS3		1,737	69	4%	1,806
FLORIDA MEDICAL CLINIC	3	910	891	49%	1,804
MEDEXPRESS URGENT CARE - CLEWISTON		1,504	288	16%	1,792
DR G'S URGENT CARE		1,546	234	13%	1,780
FLOWERS HOSPITAL		1,596	173	10%	1,769
MEDEXPRESS PORT CHARLOTTE		1,607	156	9%	1,763
MINUTECLINIC LLC #5249		1,360	378	22%	1,738
UNIVERSITY OF NORTH FLORIDA STUDENT HEALTH		1,683	50	3%	1,733
MEDFAST URGENT CARE CENTERS LLC		405	1,323	77%	1,728
MINUTECLINIC LLC #4415		1,403	312	18%	1,715
URGENT CARE OF THE PALM BEACHES		1,233	474	28%	1,707
ADVENTHEALTH CENTRA CARE CONWAY		1,449	252	15%	1,701
JW PLASTIC SURGERY		1,449	244	14%	1,693
CARENOW URGENT CARE		951	711	43%	1,662
MINUTECLINIC LLC #5253		1,342	300	18%	1,642
PARAMOUNT URGENT CARE - OVIEDO		983	651	40%	1,634
DYNIX DIAGNOSTIX		1,346	284	17%	1,630
MINUTECLINIC LLC #3463		1,356	262	16%	1,618

# COVID-19: testing by laboratory

Data through Jan 23, 2021 verified as of Jan 24, 2021 at 09:25 AM

Data in this report are provisional and subject to change.

The numbers in the table below represent the number of Florida and non-Florida residents for whom test results were received by the Department of Health. A person can be tested by more than one laboratory and can have both positive and negative results. **Therefore, the sum of the numbers in each column will be larger than the total number of people tested.**

Reporting lab	Inconclusive	Negative	Positive	Percent positive	Total
SPARROW HEALTHCARE	2	1,372	236	15%	1,610
MINUTECLINIC LLC #8396		1,355	245	15%	1,600
BAY MEDICAL CENTER SACRED HEART HEALTH SYSTEM		1,166	430	27%	1,596
PARAMOUNT URGENT CARE INC		378	1,205	76%	1,583
OPTEO LABORATORY		1,538	33	2%	1,571
MELBOURNE MEDICAL LABORATORY☐	2	1,365	201	13%	1,568
MINUTECLINIC LLC #1067		1,333	222	14%	1,555
MEDEXPRESS URGENT CARE BOCA RATON		1,421	125	8%	1,546
IGENOMIX USA LLC	41	1,353	138	9%	1,532
NORTH SHORE LONG ISLAND JEWISH HEALTH		1,457	70	5%	1,527
ASCENSION SACRED HEART - GULF		1,128	395	26%	1,523
JACKSON HOSPITAL CLINICAL LABORATORY		1,283	238	16%	1,521
MARTIN HEALTH SYSTEM - ST LUCIE WEST		1,368	150	10%	1,518
ADVENT HEALTH - DADE CITY		1,322	193	13%	1,515
BARDMOOR LABORATORY	9	1,285	221	15%	1,515
SHELL POINT NURSING PAVILION	1	1,439	56	4%	1,496
NCH NORTHEAST	7	1,122	358	24%	1,487
CAREFAST+		868	616	42%	1,484
MINUTECLINIC LLC #5190		1,208	275	19%	1,483
MINUTECLINIC LLC #5854		1,242	234	16%	1,476
AMELIA EXPRESS CARE LLC	10	1,256	207	14%	1,473
LABTECH DIAGNOSTIC		1,205	263	18%	1,468
MINUTE CLINIC LLC		1,244	221	15%	1,465
HOLMES REG MED CENTER CLINICAL LAB		1,204	260	18%	1,464
VERILY LIFE SCIENCES		1,436	12	1%	1,448
ADVANCE MEDICAL OF NAPLES		326	1,116	77%	1,442
UHEALTH DEERFIELD BEACH/UMSYLVESTER DEERFIELD BEACH LABORATORY	3	1,378	55	4%	1,436
PARRISH MEDICAL CENTER	1	1,248	176	12%	1,425
BIOCERNA LLC	9	1,248	164	12%	1,421
PATIENTS CHOICE LABORATORIES		829	588	41%	1,417
ASSURANCE SCIENTIFIC LABORATORIES	1	1,128	275	20%	1,404
DOC SMILEYS URGENT CARE LLC		1,115	263	19%	1,378
NEIGHBORHOOD MEDICAL CENTER INC	16	1,207	151	11%	1,374
CHARLES AIESI CONSULTING INC	8	1,188	175	13%	1,371
BAPTIST HEALTH SOUTH FLORIDA - COUNTRY WALK URGENT CARE EXPRESS		1,176	189	14%	1,365
ASCENSION ST VINCENT'S - SOUTHSIDE		1,309	49	4%	1,358
MINUTECLINIC LLC #7886		1,167	191	14%	1,358
QUICK CARE MED PL	2	1,120	225	17%	1,347
PATIENTS FIRST – THOMASVILLE ROAD		1,173	162	12%	1,335
INTELEX LABS, LLC		1,285	45	3%	1,330
BOND URGENT CARE LLC		955	360	27%	1,315
GENESIS LABORATORY MANAGEMENT	11	1,095	208	16%	1,314
ARCPOINT LABS		778	529	40%	1,307
EMERGENCY PHYSICIANS MEDICAL CENTER		328	935	74%	1,263
BAPTIST HEALTH SOUTH FLORIDA - KEY BISCANE URGENT CARE EXPRESS		1,100	149	12%	1,249
TEMPUS CLINICAL LABORATORY	10	1,091	139	11%	1,240
MINI ER WATERFORD LAKES, THE		1,043	194	16%	1,237

# COVID-19: testing by laboratory

Data through Jan 23, 2021 verified as of Jan 24, 2021 at 09:25 AM

Data in this report are provisional and subject to change.

The numbers in the table below represent the number of Florida and non-Florida residents for whom test results were received by the Department of Health. A person can be tested by more than one laboratory and can have both positive and negative results. **Therefore, the sum of the numbers in each column will be larger than the total number of people tested.**

Reporting lab	Inconclusive	Negative	Positive	Percent positive	Total
UNIVERSITY OF ALABAMA AT BIRMINGHAM		1,204	32	3%	1,236
PENSACOLA PEDIATRICS PA	1	1,075	151	12%	1,227
MINUTECLINIC LLC #5069		987	232	19%	1,219
MINUTECLINIC LLC #3662		1,026	192	16%	1,218
CLINICORE		1,124	91	7%	1,215
MINUTECLINIC LLC #5214		1,067	147	12%	1,214
NYU HOSPITALS CENTER CLINICAL LABORATORIES		1,170	36	3%	1,206
LAKE WALES MEDICAL CENTER INC		1,050	154	13%	1,204
NCHMD INC		969	232	19%	1,201
ACCESS MEDICAL LABS		746	448	38%	1,194
AMELIA EXPRESS CARE		676	516	43%	1,192
PREMIER MEDICAL		1,097	90	8%	1,187
MARION E FETHER MEDICAL CENTER, THE		1,078	108	9%	1,186
MINUTECLINIC LLC #3705		1,022	163	14%	1,185
BAYFRONT HEALTH - CITRUS HILLS		995	183	16%	1,178
VAVA PARTNERS LLC		437	735	63%	1,172
LABORATORY SPECIALISTS OF MICHIGAN		954	218	19%	1,172
MINUTECLINIC LLC # 0514		996	168	14%	1,164
PHYSICIANS PRIMARY CARE	2	968	174	15%	1,144
WHITE WILSON MEDICAL CENTER		161	979	86%	1,140
MEDEXPRESS URGENT CARE - JAX ATLANTIC BLVD		978	160	14%	1,138
MINUTECLINIC LLC #1771		927	189	17%	1,116
BAPTIST HEALTHCARE - JAY HOSPITAL		805	306	28%	1,111
CAPSTONE HEALTHCARE		782	329	30%	1,111
MINUTECLINIC LLC #7887		980	131	12%	1,111
MINUTECLINIC LLC #1055		846	260	24%	1,106
TOM LEE COMMUNITY HEALTH CENTER		765	340	31%	1,105
VERITAS GENETICS	61	932	103	9%	1,096
UHEALTH CLINIC AT WALGREENS		890	202	18%	1,092
HOLIDAY CVS LLC DBA CVSPHARMACY #5155		1,044	41	4%	1,085
COASTAL LABORATORIES	1	811	272	25%	1,084
Community_Health		912	166	15%	1,078
BAPTIST HEALTH EMERGENCY CENTER AT WEST CORAL WAY		816	256	24%	1,072
MINUTECLINIC LLC # 3686		894	172	16%	1,066
SMA LAB	7	949	108	10%	1,064
RAINBOW RIVER MEDICAL LABORATORY		977	82	8%	1,059
LAB24 INC	3	389	665	63%	1,057
TREASURE COAST MEDICAL ASSOCIATES INC		693	364	34%	1,057
EPN URGENT CARE NAPLES	2	746	306	29%	1,054
MINUTECLINIC LLC #7173		911	136	13%	1,047
MINUTECLINIC, LLC #4015		767	272	26%	1,039
MINUTECLINIC, LLC (CLINIC 10699)		872	162	16%	1,034
MINUTECLINIC LLC # 3930		863	171	17%	1,034
MINUTECLINIC LLC #3814		822	208	20%	1,030
MINUTECLINIC LLC #4458		798	231	22%	1,029
MINUTECLINIC LLC #3003		796	231	22%	1,027
NORTH FLORIDA PEDIATRICS-TALLAHASSEE		938	88	9%	1,026

# COVID-19: testing by laboratory

Data through Jan 23, 2021 verified as of Jan 24, 2021 at 09:25 AM

Data in this report are provisional and subject to change.

The numbers in the table below represent the number of Florida and non-Florida residents for whom test results were received by the Department of Health. A person can be tested by more than one laboratory and can have both positive and negative results. **Therefore, the sum of the numbers in each column will be larger than the total number of people tested.**

Reporting lab	Inconclusive	Negative	Positive	Percent positive	Total
ADVANCED DIAGNOSTIC LABORATORY		970	46	5%	1,016
MINUTECLINIC LLC #3291		878	129	13%	1,007
ALTRU DIAGNOSTICS INC	2	903	100	10%	1,005
PEDIATRIC HEALTH CARE ALLIANCE - NORTHDAL		911	91	9%	1,002
STAGEZERO LIFE SCIENCES INC	3	896	93	9%	992
VERITOR		850	140	14%	990
ED FRASER MEMORIAL HOSPITAL		779	201	21%	980
MINUTECLINIC LLC #7225		836	140	14%	976
PARAMOUNT URGENT CARE VILLAGES		651	318	33%	969
OPTUM LABS LLC		839	129	13%	968
PALM HARBOR PHARMACY		832	133	14%	965
MINUTECLINIC LLC #7973		801	162	17%	963
MINUTECLINIC LLC #3635		837	124	13%	961
ST ANNES NURSING CENTER		938	22	2%	960
ELLENTON URGENT CARE		735	223	23%	958
SOLARIS HEALTHCARE PALATKA		902	53	6%	955
WHOLE FAMILY HEALTH CENTER INC		741	203	22%	944
MINUTECLINIC, LLC #3204		771	171	18%	942
VRL EUROFINS - DALLAS		913	13	1%	926
MINUTECLINIC LLC #3257		738	185	20%	923
GENE TOX WORLDWIDE	60	736	125	14%	921
NAPLES URGENT CARE	1	581	339	37%	921
PROJECT HEALTH, INC SUMTERVILLE	5	751	157	17%	913
STEWART REFERENCE LABORATORY	1	544	358	40%	903
FLORIDA DEPARTMENT OF HEALTH IN POLK COUNTY	2	673	219	24%	894
FAST TRACK URGENT CARE CENTER		4	887	100%	891
CAREFAST MURABELLA		501	389	44%	890
COASTAL PEDIATRIC GROUP		770	118	13%	888
FLAGLER HOSPITAL LABORATORY	8	33	847	95%	888
MINUTECLINIC LLC #4024		733	150	17%	883
XYZ LABORATORY	8	770	102	12%	880
MINUTECLINIC LLC #1821		775	103	12%	878
GENEIQ		830	45	5%	875
LAKELAND REGIONAL HEALTH - PWC/OB		36	839	96%	875
MINUTECLINIC LLC #3285		749	122	14%	871
PRIMARY CARE OF THE TREASURE COAST		770	101	12%	871
LENCO MEDICAL LABORATORY		832	35	4%	867
PARAMOUNT URGENT CARE - CLERMONT		686	178	21%	864
MINUTECLINIC LLC # 7933		742	121	14%	863
HISTOPATHOLOGY SERVICES, LLC		763	96	11%	859
SACRED HEART HEALTH SYSTEM, INC		515	342	40%	857
MINUTECLINIC LLC #5216		699	157	18%	856
PATIENTS FIRST LAKE ELLA MEDICAL CENTER		741	107	13%	848
TACACHALE CLINICAL LABORATORY	1	802	45	5%	848
MINUTECLINIC LLC #3654		683	163	19%	846
EUROFINS NTD, LLC		796	37	4%	833
MINUTECLINIC, LLC #5817		667	160	19%	827

# COVID-19: testing by laboratory

Data through Jan 23, 2021 verified as of Jan 24, 2021 at 09:25 AM

Data in this report are provisional and subject to change.

The numbers in the table below represent the number of Florida and non-Florida residents for whom test results were received by the Department of Health. A person can be tested by more than one laboratory and can have both positive and negative results. **Therefore, the sum of the numbers in each column will be larger than the total number of people tested.**

Reporting lab	Inconclusive	Negative	Positive	Percent positive	Total
MINUTECLINIC LLC #3648		660	164	20%	824
FLORIDA HOSPITAL ORLANDO		743	74	9%	817
ARCPPOINT LABS OF CORAL SPRINGS FL		725	92	11%	817
MINUTECLINIC LLC #4201		703	106	13%	809
ASCENSION ST VINCENT'S - CLAY		775	32	4%	807
MINUTECLINIC LLC #3748		617	189	23%	806
INTEGRITY LABORATORIES, LLC	1	650	146	18%	797
NORTH FLORIDA PEDIATRICS - LAKE CITY		608	188	24%	796
TYNDALL AIR FORCE BASE		607	189	24%	796
NITE LITE PEDIATRICS		234	562	71%	796
PHAROS HEALTH		623	167	21%	790
MINUTECLINIC LLC #5924		642	140	18%	782
BROWNWOOD CARE CENTER		693	77	10%	770
CENTRA CARE		445	324	42%	769
THE HEALTH CENTER OF PLANT CITY		697	69	9%	766
MACDILL AIR FORCE BASE		710	51	7%	761
DEPARTMENT OF CLINICAL LABS		745	15	2%	760
ADDICTION LABS OF AMERICA	3	682	66	9%	751
DYNIX DIAGNOSTICS	2	524	224	30%	750
MINUTECLINIC, LLC DBA MINUTECLINIC #4717		722	26	3%	748
PROFESSIONAL HEALTH EXAMINERS DBA PROHEALTH		593	153	21%	746
COVANCE CLINICAL RESEARCH UNIT INC		723	19	3%	742
MINUTECLINIC LLC #4612		558	181	24%	739
MINUTECLINIC LLC #1807		598	140	19%	738
NONE		308	430	58%	738
MINUTECLINIC LLC # 3579		619	118	16%	737
VRL EUROFINs		709	27	4%	736
HENDRY REGIONAL MEDICAL CENTER CLINICAL LABORATORY		538	195	27%	733
READY RESPONDERS FLORIDA, PLLC		624	106	15%	730
MINUTECLINIC LLC #476		600	129	18%	729
JUPITER MEDICAL CENTER URGENT CARE		475	249	34%	724
ADVENT HEALTH LAB - ORLANDO		430	292	40%	722
MINUTECLINIC LLC #3255		566	154	21%	720
KEYS AHEC SCHOOL MEDICAL CLINIC	7	636	74	10%	717
DISNEY COVID TEST SITE		703	10	1%	713
MIAMI JEWISH HEALTH SYSTEMS		669	43	6%	712
BLUE MED CONSULTANTS		689	23	3%	712
CVS HEALTH		510	199	28%	709
NORTH OKALOOSA MEDICAL CENTER		413	296	42%	709
BAPTIST HEALTH - MD ANDERSON CANCER CENTER		704	4	1%	708
LEE COUNTY EMERGENCY MEDICAL SERVICE		615	92	13%	707
COASTAL PHYSICIANS, LLC		551	146	21%	697
PALM BAY HOSPITAL CLINICAL LABORATORY		447	242	35%	689
MINUTECLINIC LLC #3236		584	104	15%	688
PREMIER MEDICAL LABORATORY SERVICES	1	463	222	32%	686
Tampa Lakes Health and Rehabilitation Center	2	614	69	10%	685
ANY LAB TEST NOW	1	447	234	34%	682

# COVID-19: testing by laboratory

Data through Jan 23, 2021 verified as of Jan 24, 2021 at 09:25 AM

Data in this report are provisional and subject to change.

The numbers in the table below represent the number of Florida and non-Florida residents for whom test results were received by the Department of Health. A person can be tested by more than one laboratory and can have both positive and negative results. **Therefore, the sum of the numbers in each column will be larger than the total number of people tested.**

Reporting lab	Inconclusive	Negative	Positive	Percent positive	Total
SANTA ROSA MEDICAL GROUP		539	141	21%	680
NORTH FLORIDA PEDIATRICS PA - SUWANNEE	3	567	109	16%	679
C.W. BILL YOUNG VA MEDICAL CENTER	1	18	653	97%	672
MINI ER ADULT AND PEDIATRIC URGENT CARE		574	98	15%	672
NORTHEAST FLORIDA NEUROLOGY CLINICS, INC		567	104	15%	671
VITAS HEALTHCARE CORPORATION OF FLA		666	3	0%	669
WILLOWBROOKE COURT AT EDGEWATER POINTE ESTATES		657	9	1%	666
NCH HEALTHCARE SYSTEM MICROBIOLOGY LAB		1	662	100%	663
VENICE REGIONAL MEDICAL CENTER		574	88	13%	662
UNIVERSITY OF WEST FLORIDA STUDENT HEALTH SERVICES	1	547	111	17%	659
MEDICAL FP - WHOLE FAMILY HEALTH CENTER		539	119	18%	658
Victoria Nursing and Rehabilitation Center		611	45	7%	656
CENTRA CARE - SOUTH ORANGE		476	176	27%	652
NORTH SHORE LIJ URGENT CARE PC		619	33	5%	652
FIU-HEALTH AUXILIARY LABORATORY	2	595	53	8%	650
PRIMARY CARE SERVICES AT INDIAN RIVER ESTATES		633	13	2%	646
MAVERICK LABS		456	187	29%	643
MYTEST DIAGNOSTICS		593	49	8%	642
DOCTOR'S MEMORIAL HOSPITAL		485	155	24%	640
MINUTECLINIC LLC #1815		552	87	14%	639
OPTUMCARE FLORIDA LLC		462	171	27%	633
MEDIQUICK URGENT CARE CENTERS INC		289	339	54%	628
CONSULATE HEALTH CARE OF NEW PORT RICHEY	2	512	112	18%	626
ADVENT HEALTH CENTRA CARE - MOUNT DORA		276	349	56%	625
MINUTECLINIC LLC #8381		508	116	19%	624
KENDALL HEALTHCARE PROPERTIES DBA	2	595	26	4%	623
Point of Care Testing	1	113	507	82%	621
SOLARIS HEALTHCARE CHARLOTTE HARBOR		573	46	7%	619
PALACE NURSING HOME & REHAB CENTER		586	32	5%	618
ORLANDO HEALTH AND REHAB CENTER		580	36	6%	616
MINUTECLINIC, LLC #3245		456	155	25%	611
HOLY CROSS HOSPITAL		12	598	98%	610
TREE HOUSE PEDIATRICS PLLC		545	62	10%	607
CREEKSIDE CARE CENTER	1	520	84	14%	605
ER QUICKCARE PL		497	106	18%	603
APALACHEE CORRECTIONAL INSTITUTION EAST UNIT		587	15	2%	602
INTERLACHEN PEDIATRICS		575	26	4%	601
MIDWAY SPECIATLY CARE CENTER		387	214	36%	601
PATIENTS FIRST - MAHAN DRIVE		164	435	73%	599
PROHEALTH MEDICAL CLINIC		80	518	87%	598
CAREMED CLINIC LLC		417	179	30%	596
PALM GARDEN OF PORT SAINT LUCIE		589	6	1%	595
FISHERMENS HOSPITAL CLINICAL LAB		541	52	9%	593
MANOR PINES CONVALESCENT CENTER LLC	1	568	19	3%	588
MOUNT SINAI LABORATORY		558	25	4%	583
LITTLE PINE PEDIATRICS		387	194	33%	581
POINT OF CARE TESTING SITE		556	24	4%	580

# COVID-19: testing by laboratory

Data through Jan 23, 2021 verified as of Jan 24, 2021 at 09:25 AM

Data in this report are provisional and subject to change.

The numbers in the table below represent the number of Florida and non-Florida residents for whom test results were received by the Department of Health. A person can be tested by more than one laboratory and can have both positive and negative results. **Therefore, the sum of the numbers in each column will be larger than the total number of people tested.**

Reporting lab	Inconclusive	Negative	Positive	Percent positive	Total
MINUTECLINIC LLC #3637		435	145	25%	580
JOHN KNOX VILLAGE HEALTH CENTER		562	18	3%	580
VETERANS AFFAIRS MEDICAL CENTER - JAMES A HALEY			576	100%	576
ADVENT HEALTH CENTRA CARE - WATERFORD LAKES		481	94	16%	575
LIFE CARE CENTER OF ORANGE PARK		545	30	5%	575
KETAMINE HEALTH CENTERS LLC		517	57	10%	574
CARE ONE OF FLORIDA LLC		384	189	33%	573
PROFESSIONAL HEALTH EXAMINERS		495	77	13%	572
CATALYST WALK IN CLINIC		444	128	22%	572
MEDICAL VB		451	120	21%	571
LIFE CARE CENTER OF NEW PORT RICHEY		538	33	6%	571
MEDICAL CONSULTANTS OF FLORIDA, LLC		467	101	18%	568
NORTH FLORIDA PEDIATRICS PA		479	87	15%	566
PEDIATRICS OF CENTRAL FLORIDA PA	17	510	36	6%	563
INTERLACHEN PEDIATRICS PA		535	28	5%	563
GULF COAST VILLAGE		529	29	5%	558
STEWART ROCKLEDGE HOSPITAL		424	132	24%	556
TENNESSEE DOH - NASHVILLE	2	489	64	12%	555
HOLMES REGIONAL MEDICAL CENTER		5	548	99%	553
CONSULATE HEALTHCARE OF VERO BEACH	14	459	77	14%	550
The Sands at South Beach		545	4	1%	549
ETHOS WELLNESS PHARMACY		509	40	7%	549
LPG COCONUT POINT		442	106	19%	548
ST JOHN'S NURSING CENTER		531	17	3%	548
SHORELINE PHYSICIAN GROUP		342	205	37%	547
GOLDEN GLADES NURSING & REHABILITATION CTR		539	8	1%	547
VITAE DIAGNOSTICS		534	13	2%	547
ECCOLAB GROUP	1	144	401	73%	546
WOODLANDS MEDICAL SPECIALISTS		347	196	36%	543
MINUTECLINIC LLC #1350		443	97	18%	540
COASTAL URGENT CARE		424	115	21%	539
GULF COAST MOLECULAR LABORATORIES	12	442	84	16%	538
SEBASTIAN RIVER MEDICAL CENTER	2	401	135	25%	538
NCF DIAGNOSTICS & DNA TECHNOLOGIES	15	204	318	59%	537
MID-FLORIDA PATHOLOGY		420	116	22%	536
PRIMARY CARE SERVICES AT ST ANDREWS ESTATES		536			536
THE PRESERVE		529	7	1%	536
HMA SANTA ROSA MEDICAL CENTER LLC DBA		417	118	22%	535
AMERICAN FAMILY CARE PENSACOLA WEST		1	533	100%	534
CRUCIAL CARE EMERGENCY MEDICINE DOCTORS		411	122	23%	533
SOUTHEAST ALABAMA MEDICAL CENT		484	49	9%	533
Signature HealthCare Center of Waterford		506	27	5%	533
LIFE CARE CENTER OF HILLIARD		517	15	3%	532
NCHMD, INC SOUTHEAST IMMEDIATE CARE		405	125	24%	530
GENOME LLC	2	467	58	11%	527
MED FAST URGENT CARE CENTER		260	265	50%	525
ADVENT HEALTH CENTRA CARE - PORT ORANGE		65	458	88%	523

# COVID-19: testing by laboratory

Data through Jan 23, 2021 verified as of Jan 24, 2021 at 09:25 AM

Data in this report are provisional and subject to change.

The numbers in the table below represent the number of Florida and non-Florida residents for whom test results were received by the Department of Health. A person can be tested by more than one laboratory and can have both positive and negative results. **Therefore, the sum of the numbers in each column will be larger than the total number of people tested.**

Reporting lab	Inconclusive	Negative	Positive	Percent positive	Total
GROWING TOGETHER PEDIATRICS LLC		481	42	8%	523
THERADOC		152	370	71%	522
PALM GARDEN OF VERO BEACH		482	39	7%	521
CLEWISTON NURSING AND REHABILITATION CENTER		508	11	2%	519
ADVENTHEALTH MEDICAL GROUP PROMPT CARE		361	149	29%	510
CHILDRENS MEDICAL ASSOCIATION		461	49	10%	510
BROAD INSTITUTE CLINICAL SEQUENCING RESEARCH PLATFORM	1	492	15	3%	508
FORT MYERS INTERNAL MEDICINE, LLC		457	49	10%	506
CAPE CANAVERAL HOSPITAL		308	198	39%	506
MAIN STREET MEDICAL CENTER		126	378	75%	504
VETERANS AFFAIRS MEDICAL CENTER - BAY PINES		17	487	97%	504
RIVER TOWN DIAGNOSTIC LLC		350	152	30%	502
DAVITA LABORATORY		426	72	14%	498
REDI MED LLC		372	126	25%	498
EDEN SPRINGS NURSING AND REHAB CENTER		387	110	22%	497
VETERANS AFFAIRS MEDICAL CENTER		40	454	92%	494
CLINICAL PATHOLOGY LABS		386	107	22%	493
CYPRESS VILLAGE	1	469	22	4%	492
J AND G MEDICAL GROUP LLC		413	79	16%	492
NSPIRE HEALTHCARE MIAMI LAKES	7	471	13	3%	491
Crestview Rehabilitation Center	5	359	125	26%	489
VILLA MARIA NURSING & REHAB CENTER INC	1	475	11	2%	487
EAST LAKE PEDIATRICS		407	77	16%	484
SPECTOR SCIENTIFIC LAB	1	207	276	57%	484
CLARITY LABS		419	64	13%	483
EMERALD SHORES HEALTH AND REHABILITATION		394	88	18%	482
BOND AND STEELE CLINIC PA		317	162	34%	479
DOH - INDIAN RIVER		410	69	14%	479
BALDOMERO LOPEZ STATE VETERANS NURSING HOME	2	474	3	1%	479
CITY MEDICAL OF NEW JERSEY, PC		438	40	8%	478
MEDICAL CENTER CLINIC-IMMEDIATE CARE	1	381	95	20%	477
JACKSON MEMORIAL LONG TERM CARE CENTER		460	16	3%	476
NEW YORK HOSPITAL LABORATORIES	1	461	12	3%	474
Plantation Bay Rehabilitation Center		457	16	3%	473
DOCTORS CENTER,THE		369	102	22%	471
LIFE CARE CENTER OF PENSACOLA		427	43	9%	470
ST CLOUD REGIONAL MEDICAL CENTER CLINICAL LAB		394	75	16%	469
JACKSON MEMORIAL PERDUE MEDICAL CENTER		447	22	5%	469
PROJECT HEALTH INC	2	373	93	20%	468
HEALTH CENTER AT BRENTWOOD	1	424	42	9%	467
VITAS HEALTHCARE CORP OF CENTRAL FL		451	15	3%	466
JACKSONVILLE BEACH PEDIATRIC CARE CENTER□		413	53	11%	466
TELESCOPE HEALTH LLC	3	368	94	20%	465
MEMORIAL PEMBROKE 24/7 CARE CENTER		350	110	24%	460
RIVER GARDEN HEBREW HOME FOR THE AGED		406	54	12%	460
FLAGLER COUNTY HEALTH DEPARTMENT	1	374	85	18%	460
ENZO CLINICAL LABS INC	3	437	19	4%	459

# COVID-19: testing by laboratory

Data through Jan 23, 2021 verified as of Jan 24, 2021 at 09:25 AM

Data in this report are provisional and subject to change.

The numbers in the table below represent the number of Florida and non-Florida residents for whom test results were received by the Department of Health. A person can be tested by more than one laboratory and can have both positive and negative results. **Therefore, the sum of the numbers in each column will be larger than the total number of people tested.**

Reporting lab	Inconclusive	Negative	Positive	Percent positive	Total
VALENCIA HILLS HEALTH AND REHABILITATION CENTER		443	12	3%	<b>455</b>
NORTH FLORIDA RETIREMENT VILLAGE		453	2	0%	<b>455</b>
CLARIDGE HOUSE NURSING CENTER		437	17	4%	<b>454</b>
24 HOUR PEDIATRIC CARE CENTER	1	408	42	9%	<b>451</b>
FIRST QUALITY LABORATORY		423	28	6%	<b>451</b>
USF MORSANI CENTER FOR ADVANCED HEALTH CARE		387	63	14%	<b>450</b>
LOOP PEDIATRICS PA	2	363	85	19%	<b>450</b>
MINUTECLINIC, LLC # 4469		364	82	18%	<b>446</b>
MEDFAST URGENT CARE CENTERS		167	278	62%	<b>445</b>
SABAL PALMS HEALTH AND REHAB		402	43	10%	<b>445</b>
CARENOW URGENT CARE - FORT PIERCE		241	203	46%	<b>444</b>
PENSACOLA PEDIATRICS	1	252	190	43%	<b>443</b>
HALIFAX MEDICAL CENTER-PORT ORANGE LAB		372	70	16%	<b>442</b>
FOUNTAIN MANOR HEALTH AND REHAB CENTER	1	425	16	4%	<b>442</b>
LAUDERDALE NURSING CENTER LLC	1	422	19	4%	<b>442</b>
HARTS HARBOR HEALTH CARE CENTER		420	21	5%	<b>441</b>
MINUTECLINIC LLC #8927		358	83	19%	<b>441</b>
CALHOUN LIBERTY HOSPITAL		317	124	28%	<b>441</b>
MEDONE URGENT CARE AT ST. AUGUSTINE		111	329	75%	<b>440</b>
MOORINGS PARK INSTITUTE, INC, THE		422	18	4%	<b>440</b>
DIAMOND RIDGE HEALTH AND REHABILITATION CENTER		419	20	5%	<b>439</b>
SMA SPECIALTY MEDICAL LAB		117	321	73%	<b>438</b>
FAMILY HEALTH CENTERS OF SWF LABS	2	361	74	17%	<b>437</b>
XPRESS URGENT CARE	3	362	72	16%	<b>437</b>
EXPRESS URGENT CARE LLC		1	436	100%	<b>437</b>
ADVENT HEALTH CENTRA CARE - WINTER PARK		293	143	33%	<b>436</b>
PALM GARDEN OF JACKSONVILLE	2	359	75	17%	<b>436</b>
WILLOW BROOKE COURT AT INDIAN RIVER ESTATES		391	44	10%	<b>435</b>
MANOR AT CARPENTERS		408	26	6%	<b>434</b>
FLO-MEDILAB SERVICES LLC		186	248	57%	<b>434</b>
NCH HEALTHCARE BONITA		315	117	27%	<b>432</b>
THE MANOR AT BLUE WATER BAY		372	59	14%	<b>431</b>
MANOR CARE HEALTH SERVICES - FT MYERS		414	17	4%	<b>431</b>
AVECINA MEDICAL JULINGTON	1	240	189	44%	<b>430</b>
Good Samaritan Society Kissimmee Village		366	64	15%	<b>430</b>
THE PALACE AT HOMESTEAD	1	412	16	4%	<b>429</b>
NEW PLANT CITY FAMILY CARE	1	225	201	47%	<b>427</b>
CLIFFORD CHESTER SIMS STATE VETERANS		419	7	2%	<b>426</b>
VETERANS AFFAIRS MEDICAL CENTER - GAINESVILLE		3	422	99%	<b>425</b>
BOCA GRANDE HEALTH CLINIC		402	22	5%	<b>424</b>
HILLCREST HEALTH CARE & REHABILITATION CENTER	2	411	10	2%	<b>423</b>
DIAMOND RIDGE HEALTH AND REHABILITATION		396	27	6%	<b>423</b>
Southern Oaks Care Center	1	386	36	9%	<b>423</b>
FLORIDA DEPT OF HEALTH IN BREVARD COUNTY	3	360	60	14%	<b>423</b>
PARKLANDS FACILITY INC	4	389	28	7%	<b>421</b>
BROOKDALE PALMER RANCH	1	366	54	13%	<b>421</b>
GARCIA CLINICAL LABORATORY		28	392	93%	<b>420</b>

# COVID-19: testing by laboratory

Data through Jan 23, 2021 verified as of Jan 24, 2021 at 09:25 AM

Data in this report are provisional and subject to change.

The numbers in the table below represent the number of Florida and non-Florida residents for whom test results were received by the Department of Health. A person can be tested by more than one laboratory and can have both positive and negative results. **Therefore, the sum of the numbers in each column will be larger than the total number of people tested.**

Reporting lab	Inconclusive	Negative	Positive	Percent positive	Total
GOLDEN GATE FAMILY CLINIC		83	336	80%	419
WILLISTON CARE CENTER		369	50	12%	419
PALM GARDEN OF TAMPA		399	19	5%	418
Q ANSWER LAB	1	375	41	10%	417
ST ANDREWS BAY SKILLED NURSING &		357	58	14%	415
LEHIGH REGIONAL MEDICAL CENTER LAB		371	44	11%	415
PHYSICIANS PRIMARY CARE LAB		360	54	13%	414
Colonial Lakes Health Care		384	28	7%	412
MINUTECLNIC LLC		365	46	11%	411
PEDIATRIC HEALTHCARE ALLIANCE PA		372	39	9%	411
PALM GARDEN OF OCALA		330	81	20%	411
MINUTECLINIC LLC #3671		366	44	11%	410
AMERICA'S PHARMACY LLC		360	49	12%	409
MINUTECLINIC LLC #5187		356	53	13%	409
APP-UNIPATH, LLC	2	393	14	3%	409
HERON POINTE HEALTH AND REHABILITATION	1	404	3	1%	408
HARBOUR HEALTH CENTER		392	14	3%	406
WEST GABLES HEALTH CARE CENTER		396	10	2%	406
TIDE LABORATORIES		359	43	11%	402
CONTINENTAL CLINICAL RESEARCH, LLC		391	11	3%	402
RICARDO NAVARRO DO PA		345	53	13%	398
MAYFLOWER ASSISTED LIVING		394	3	1%	397
NEW YORK PRESBYTERIAN - CUMC CLINICAL		379	17	4%	396
MINI ER AND URGENT CARE		289	105	27%	394
NAVAL HOSPITAL - JACKSONVILLE		63	329	84%	392
BAPTIST PRIMARY CARE	2	299	88	23%	389
BARBER		13	376	97%	389
BALDWIN PEDIATRICS	1	365	22	6%	388
Solaris HealthCare Windermere		367	20	5%	387
ORLANDO HEALTH CENTER FOR REHABILITATION		378	9	2%	387
EAST LAKE PEDIATRICS PA		351	34	9%	385
MINUTECLINIC LLC #6007		313	72	19%	385
CARE ONE OF FLORIDA	1	252	131	34%	384
ARCPPOINTS LABS		322	62	16%	384
BUFFALO CROSSING HEALTHCARE & REHABILITATION CTR		371	12	3%	383
ADVENT HEALTH CENTRA CARE - WINTER HAVEN	1	180	201	53%	382
SPRING HILL HEALTH AND REHABILITATION CENTER		366	15	4%	381
Santa Rosa Center for Rehabilitation and Healing		320	61	16%	381
VITAS LUTHERAN TOWERS INPATIENT PROGRAM		319	61	16%	380
AFC URGENT CARE SEMINOLE			378	100%	378
EXPRESS PHARMACY		346	32	8%	378
NEMOURS CHILDERN'S HOSPITAL		316	62	16%	378
CHILDRENS MEDICAL ASSOCIATION PA		332	44	12%	376
BAYA PHARMACY WEST		8	368	98%	376
CITRUS NURSING CENTER LLC		346	27	7%	373
Ocala Health and Rehabilitation Center		354	18	5%	372
AFC PHYSICIANS OF FLORIDA		234	138	37%	372

# COVID-19: testing by laboratory

Data through Jan 23, 2021 verified as of Jan 24, 2021 at 09:25 AM

Data in this report are provisional and subject to change.

The numbers in the table below represent the number of Florida and non-Florida residents for whom test results were received by the Department of Health. A person can be tested by more than one laboratory and can have both positive and negative results. **Therefore, the sum of the numbers in each column will be larger than the total number of people tested.**

Reporting lab	Inconclusive	Negative	Positive	Percent positive	Total
PALMS OF SEBRING		341	30	8%	371
MEDONE URGENT CARE CENTER		149	222	60%	371
MANOR OAKS NURSING & REHAB CENTER	2	368	1	0%	371
INFINITY BIOLOGIX LLC (GINKO BIOWORKS)		362	9	2%	371
HENDRY REGIONAL MEDICAL CENTER		107	264	71%	371
URGENT CARE BETHESDA	1	318	52	14%	371
ADVANCED MEDICAL OF NAPLES LLC		309	61	16%	370
MANOR CARE NURSING CENTER OF SARASOTA FL LLC		322	48	13%	370
FERNANDINA BEACH REHAB AND NURSING	1	357	12	3%	370
ADVENT HEALTH - TAMPA		148	219	60%	367
SUNRISE URGENT CARE ASSOCIATES LLC D/B/A	2	99	263	72%	364
FLORIDA DEPARTMENT OF HEALTH IN CALHOUN COUNTY		256	108	30%	364
TREASURE COAST COMMUNITY HEALTH	3	309	52	14%	364
SUSANNA WESLEY HEALTH CENTER		328	35	10%	363
VIERA HOSPITAL, INC		274	88	24%	362
PHYSICIANS STAT LAB INC		307	55	15%	362
FLORIDA HOSPITAL MEDICAL GROUP		253	109	30%	362
FAIR HAVENS CENTER, OPCO		355	5	1%	360
FLORIDA GULF COAST UNIVERSITY		199	161	45%	360
SOLARIS HEALTHCARE MERRITT ISLAND		330	29	8%	359
SOLARIS HEALTHCARE LAKE CITY		294	65	18%	359
Stacey Health Care Centers Inc. dba Riverside Care Center		330	28	8%	358
ABBEE DELRAY		352	5	1%	357
INDIAN RIVER CTR, LLC		317	40	11%	357
CONSULATE HEALTH CARE OF BAYONET POINT	3	347	7	2%	357
INFORM DIAGNOSTICS		349	7	2%	356
UR MEDICINE LABS- CENTRAL LABORATORY		338	18	5%	356
FLORIDA HOSPITAL WAUCHULA		243	112	32%	355
ADVENT HEALTH CENTRA CARE - LAKE MARY	2	104	249	70%	355
SOLARIS HEALTHCARE OSCEOLA		341	12	3%	353
POINT WASHINGTON MEDICAL CLINIC		185	167	47%	352
BAYSHORE DIAGNOSTICS		309	40	11%	349
MY CLINICAL LAB		224	125	36%	349
SANFORD LABORATORIES		325	24	7%	349
ST PETERSBURG PEDIATRICS	1	299	48	14%	348
CORE DIAGNOSTIC LABORATORIES LLC		237	110	32%	347
HOPE HOSPICE AND COMMUNITY SERVICES INC	12	325	10	3%	347
THE PALACE MANAGEMENT - THE PALACE AT CORAL GABLES		344	2	1%	346
SIGNATURE HEALTHCARE OF BROOKWOOD GARDENS		345	1	0%	346
VILLAGE AT VIENNA SQUARE,THE	6	329	9	3%	344
ORCHARD PARK HEALTH & REHABILITATION		338	4	1%	342
CORAL BAY HEALTHCARE AND REHABILITATION	1	329	12	4%	342
Timberridge Center for Rehabilitation and Healing		315	26	8%	341
HEALTH DESIGNS		328	13	4%	341
BENTON PEDIATRICS INC		305	36	11%	341
ADVENT HEALTH CENTRA CARE - PALM COAST		80	261	77%	341
SUWANNEE HEALTH AND REHABILITATION CENTER		335	5	1%	340

# COVID-19: testing by laboratory

Data through Jan 23, 2021 verified as of Jan 24, 2021 at 09:25 AM

Data in this report are provisional and subject to change.

The numbers in the table below represent the number of Florida and non-Florida residents for whom test results were received by the Department of Health. A person can be tested by more than one laboratory and can have both positive and negative results. **Therefore, the sum of the numbers in each column will be larger than the total number of people tested.**

Reporting lab	Inconclusive	Negative	Positive	Percent positive	Total
SIPARADIGM, DIAGNOSTIC INFORMATICS		273	67	20%	340
AMERICAN RESEARCH LABS		165	175	51%	340
SELECT REFERENCE LABORATORIES, LLC	1	326	12	4%	339
DBI HEALTH INC		325	14	4%	339
AFC PHYSICIANS OF FLORIDA PA		224	115	34%	339
RUSKIN HEALTH CENTER		226	111	33%	337
FLORIDA DEPARTMENT OF HEALTH CLAY COUNTY	1	245	91	27%	337
BROOKSVILLE HEALTHCARE CENTER LLC		332	4	1%	336
MICHAEL A MIDDLETON MD PA		323	13	4%	336
NORTH FLORIDA REHABILITATION & SPECIALTY CARE		332	3	1%	335
PALMETTO FAMILY HEALTHCARE	1	206	126	38%	333
SANDBAY URGENT CARE		265	66	20%	331
PEBBLEBROOK PHARMACY		248	83	25%	331
NORTH FLORIDA MEDICAL GROUP		229	102	31%	331
SEMINOLE NURSING PAVILION		324	7	2%	331
ADVENT HEALTH CENTRA CARE - LEESBURG		13	318	96%	331
NORTH PINELLAS STATMED QUICK QUALITY CLINICS		236	93	28%	329
CLERMONT HEALTH AND REHABILITATION CENTER		305	24	7%	329
BLOUNTSTOWN REHABILITATION CENTER LLC		225	104	32%	329
USAFSAM/PHE		174	154	47%	328
Cypress Cove Care Center		228	100	30%	328
Life Care Center at Wells Crossing		309	18	6%	327
TRI-COUNTY NURSING AND REHABILITATION CENTER INC		311	15	5%	326
DXTERITY DIAGNOSTICS	1	309	16	5%	326
Solaris Healthcare Daytona	2	278	45	14%	325
PALM GARDEN OF CLEARWATER		307	18	6%	325
MEDSCAN LABORATORY INC	1	163	160	49%	324
HEALTH CENTRAL PARK		256	66	20%	322
VETERANS AFFAIRS MEDICAL CENTER - LAKE CITY		52	270	84%	322
CORAL TRACE HEALTH CARE	2	313	5	2%	320
solaris Healthcare Parkway	2	306	12	4%	320
Darcy Hall Of Life Care		318	2	1%	320
Life Care Center of Ocala		277	43	13%	320
MINUTECLINIC LLC, #10357		318	1	0%	319
HAINES CITY REHABILITATION AND NURSING CENTER		296	23	7%	319
MIDWAY SPECIALTY CARE CENTER	3	203	113	35%	319
GOOD SAMARITAN CENTER		318	1	0%	319
MEDICAL CENTER OF DELTONA, INC		248	70	22%	318
FLORIDA HOSPITAL HEARTLAND MED CTR LAKE PLACID		232	85	27%	317
Palmetto Subacute Care Center		309	8	3%	317
SHORE ACRES CARE CENTER		282	33	10%	315
ASAP LAB LLC		200	115	37%	315
AFC URGENT CARE FAMILY CARE			314	100%	314
AFC URGENT CARE TYRONE		2	312	99%	314
MEDFAST URGENT CARE CENTER		83	230	73%	313
GENESIS MEDICAL LABORATORY MIAMI FL.		83	230	73%	313
HEALTHY STEPS PEDIATRICS		274	38	12%	312

# COVID-19: testing by laboratory

Data through Jan 23, 2021 verified as of Jan 24, 2021 at 09:25 AM

Data in this report are provisional and subject to change.

The numbers in the table below represent the number of Florida and non-Florida residents for whom test results were received by the Department of Health. A person can be tested by more than one laboratory and can have both positive and negative results. **Therefore, the sum of the numbers in each column will be larger than the total number of people tested.**

Reporting lab	Inconclusive	Negative	Positive	Percent positive	Total
Manatee Springs Rehabilitation and Nursing Center		292	19	6%	311
LIFE CARE PONTE VEDRA INC		306	5	2%	311
CARENOW	2	161	148	48%	311
PALM GARDEN OF WINTER HAVEN		296	15	5%	311
MANORCARE HEALTH SERVICES - VENICE		257	53	17%	310
AFC URGENT CARE CLEARWATER	1	122	186	60%	309
MEDEXPRESS LUTZ		3	305	99%	308
MEDIPATH		16	292	95%	308
PALM GARDEN OF ORLANDO		276	31	10%	307
BREVARD HEALTH ALLIANCE		119	187	61%	306
Quest Diag Unspecifd	1	180	125	41%	306
SOLARIS HEALTHCARE BAYONET POINT		292	13	4%	305
Bayside Care Center	1	282	20	7%	303
LIFEBRITE	1	123	179	59%	303
ELLENTON PEDIATRICS		286	17	6%	303
FAIRWAY OAKS CENTER LLC	6	289	6	2%	301
PRIMARY CARE SOUTH INC		44	256	85%	300
DELTONA HEALTH CARE		277	23	8%	300
Palm Garden of Largo		297	3	1%	300
FLORIDA DEPARTMENT OF HEALTH		264	35	12%	299
KEY WEST HEALTH AND REHAB	1	291	7	2%	299
STARKE FAMILY MEDICAL CENTER		238	60	20%	298
ADVENT HEALTH CENTRA CARE - TITUSVILLE		56	241	81%	297
PHYSICIANS REGIONAL WALK-IN		185	112	38%	297
BUENA VISTA URGENT CARE		264	32	11%	296
PALM GARDEN OF WEST PALM BEACH	2	279	15	5%	296
PruittHealth Panama City	1	233	59	20%	293
AVELLINO LAB USA, INC	1	280	12	4%	293
HEARTLAND PEDIATRICS OF LAKE WALES		259	34	12%	293
NORTHWEST MEDICAL CENTER CLINICAL LABORATORY		175	117	40%	292
Marshall Health and Rehabilitation Center		265	26	9%	291
GRAND COURT TAMPA		288	3	1%	291
PALM GARDEN OF GAINESVILLE	2	285	2	1%	289
AUBURN UNIVERSITY MEDICAL CLINIC		227	62	21%	289
CARITHERS PEDIATRIC GROUP		253	36	12%	289
SEA BREEZE REHAB AND NURSING CENTER		281	7	2%	288
Destin Healthcare and Rehabilitation Center	1	259	28	10%	288
LabCorp (Non-Interfaced)	1	115	172	60%	288
BOCA BIOLISTICS REFERENCE LABORATORY	2	185	100	35%	287
LAKELAND REGIONAL HEALTH SYSTEMS INC		20	266	93%	286
ASCEND CLINICAL	2	232	52	18%	286
GANDY CROSSING CARE CENTER	1	272	13	5%	286
BIOCEPT		270	16	6%	286
SPECIALTY HEALTH AND REHABILITATION CENTER		260	25	9%	285
BAY VILLAGE OF SARASOTA INC		282	3	1%	285
Bardmoor Oaks Healthcare and Rehabilitation Center		279	6	2%	285
OSPREY LODGE		230	54	19%	284

# COVID-19: testing by laboratory

Data through Jan 23, 2021 verified as of Jan 24, 2021 at 09:25 AM

Data in this report are provisional and subject to change.

The numbers in the table below represent the number of Florida and non-Florida residents for whom test results were received by the Department of Health. A person can be tested by more than one laboratory and can have both positive and negative results. **Therefore, the sum of the numbers in each column will be larger than the total number of people tested.**

Reporting lab	Inconclusive	Negative	Positive	Percent positive	Total
MINUTECLINIC LLC #5157		238	45	16%	283
PruittHealth Santa Rosa		195	88	31%	283
GOOD SAMARITAN SOCIETY-DAYTONA		278	5	2%	283
ROLLINS COLLEGE WELLNESS CENTER		130	151	54%	281
MANOR CARE OF BOYNTON BEACH LLC		262	18	6%	280
LITTLE PINE PEDIATRICS PLLC		239	40	14%	279
LIFE CARE CENTER OF PALM BAY□		272	6	2%	278
HARDEE MANOR HEALTH CARE CENTER	1	274	3	1%	278
CRONOS CLINICAL LABORATORY	17	183	78	28%	278
EPN URGENT CARE		43	234	84%	277
PRUITT HEALTH-SANTA ROSA		275	2	1%	277
ST JAMES HEALTH AND REHABILITATION CENTER		193	84	30%	277
SPRINGTREE REHAB & HEALTH CARE CENTER		261	16	6%	277
HARDEE COUNTY HEALTH DEPARTMENT		216	60	22%	276
ROSEWOOD HEALTH AND REHABILITATION CENTER		261	15	5%	276
ATLANTIC SHORES NURSING AND REHAB CENTER	1	268	7	3%	276
VILLAGE DOCTORS FAMILY MEDICAL CENTER OF		218	57	21%	275
AVENTURA REHAB AND NURSING CENTER		270	5	2%	275
Glades West Rehabilitation and Nursing Center		266	8	3%	274
BRIDGEWATER PARK HEALTH AND REHAB		257	17	6%	274
PINES OF SARASOTA		270	3	1%	273
WESTCHESTER GARDENS LIMITED PARTNERSHIP		268	5	2%	273
AURORA DIAGNOSTICS BERNHARDT LABORATORIES PATHOLOGY SERVICE		190	83	30%	273
AFC URGENT CARE		66	207	76%	273
OCEAN VIEW NURSING AND REHAB CENTER		259	13	5%	272
FAMILY HEALTH CENTERS OF SOUTHWEST FLORIDA INC		222	50	18%	272
CONSULATE HEALTH CARE OF SAFETY HARBOR		266	6	2%	272
KISSIMMEE FACILITY OPERATIONS LLC		253	19	7%	272
ARGO SENIOR LIVING AT HAVERHILL		256	16	6%	272
HOMESTEAD MANOR	2	229	40	15%	271
ST JUDE CHILDREN'S RESEARCH HOSPITAL		256	14	5%	270
FIRST CHOICE PEDIATRICS		197	73	27%	270
SERENADES IN THE VILLAGES		216	54	20%	270
ORCHARD RIDGE CARE AND REHABILITATION CENTER		257	12	4%	269
SIGNATURE HEALTHCARE OF NORTH FLORIDA		267	2	1%	269
ST LUCIE EMPLOYEE HEALTH & WELLNESS CENTER		266	3	1%	269
LUTHERAN HAVEN		260	8	3%	268
PREMIER PLACE AT THE GLENVIEW		260	8	3%	268
ADVENT HEALTH CENTRA CARE - ALTAMONTE SPRINGS		159	109	41%	268
TAMARAC REHABILITATION & HEALTH CENTER		265	1	0%	266
SUN COUNTRY PEDIATRICS PLLC	6	234	26	10%	266
ADVENT HEALTH CENTRA CARE - ORMOND BEACH		113	153	58%	266
LAKE EUSTIS HEALTH AND REHABILITATION CENTER		259	6	2%	265
VILLAGE DOCTORS OF KEYSTONE		193	71	27%	264
SAINTS 120 LLC	1	230	33	13%	264
FL HUD DESTIN, LLC D/B/A GRAND BOULEVARD HEALTH		231	33	13%	264
SABAL DIRECT PRIMARY CARE, PA		217	46	17%	263

# COVID-19: testing by laboratory

Data through Jan 23, 2021 verified as of Jan 24, 2021 at 09:25 AM

Data in this report are provisional and subject to change.

The numbers in the table below represent the number of Florida and non-Florida residents for whom test results were received by the Department of Health. A person can be tested by more than one laboratory and can have both positive and negative results. **Therefore, the sum of the numbers in each column will be larger than the total number of people tested.**

Reporting lab	Inconclusive	Negative	Positive	Percent positive	Total
HEATHER HILL HEALTHCARE CENTER		219	42	16%	261
PEDIATRIC HEALTHCARE ALLIANCE		238	22	8%	260
CLIFFORD CHESTER SIMS VA NURSING HOME		251	9	3%	260
FAMILY CARE PARTNERS OF NORTHEAST FLORIDA LLC		192	68	26%	260
CONSULATE HEALTHCARE OF KISSIMMEE		247	12	5%	259
LIFE CARE CENTER OF WINTER HAVEN		241	18	7%	259
renaissance health and rehabilitation center		244	15	6%	259
QUALITOX LABORATORIES		105	154	59%	259
THE SPRINGS AT BOCA CIEGA BAY		250	9	3%	259
FLORIDA WOMAN CARE LABORATORY LLC		232	26	10%	258
DAVID SCOTT MADWAR MD PA□		232	26	10%	258
BEAR CREEK NURSING CENTER		252	4	2%	256
DIAGNOSTIC & CLINICAL CARE SERVICES INC DBA		209	47	18%	256
TIDEWELL HOSPICE INC		252	3	1%	255
PERSONALIZED GENETIC TESTING	1	162	92	36%	255
BRISTOL AT TAMPA, THE	3	243	8	3%	254
AVANTE AT MT DORA		251	2	1%	253
MINUTECLINIC LLC #214		210	42	17%	252
PIONEER CLINICAL LAB LLC		192	59	24%	251
Solaris Healthcare Lake Bennet		218	32	13%	250
ROSEN MEDICAL CENTER		217	33	13%	250
Rehabilitation Center for Park Place LLC		243	7	3%	250
FLORIDA DEPARTMENT OF HEALTH IN LIBERTY COUNTY	2	168	80	32%	250
PIONEER CLINICAL LAB, LLC		166	83	33%	249
SAMANTHA WILSON CARE CENTER	3	237	9	4%	249
RULEME CENTER	2	225	22	9%	249
SHELL POINT VILLAGE MEDICAL CENTER		246	1	0%	247
SILVER CREEK SENIOR LIVING COMMUNITY		242	5	2%	247
COLOR GENOMICS, INC.	2	239	6	2%	247
LAKE PARK OF MADISON		239	7	3%	246
MARTIN MEMORIAL MEDICAL CENTER LAB		128	118	48%	246
CARRINGTON PLACE OF ST PETE LLC		242	4	2%	246
JACKSON PLAZA NURSING & REHAB CENTER	3	237	6	2%	246
PROTEUS MOLECULAR AND CLINICAL LAB	1	148	96	39%	245
BROWARD PARTNERSHIP	3	239	3	1%	245
HEALTH PARK CARE CENTER		242	3	1%	245
Solaris HealthCare Imperial		239	6	2%	245
The Care Center at Pinellas Park	1	236	8	3%	245
MALABAR/ADVENT CENTRA CARE		48	196	80%	244
BROWARD NURSING & REHABILITATION CTR	8	231	5	2%	244
Fernandina Beach Rehabilitation and Nursing Center		242	2	1%	244
QUICK CARE MED		192	52	21%	244
HARBOURWOOD	1	238	4	2%	243
Heritage Healthcare at Tallahassee		239	4	2%	243
ROSEWOOD HEALTHCARE & REHABILITATION CENTER		239	4	2%	243
ARCHER HEALTH VENTURES, LLC		217	25	10%	242
ORANGE BLOSSOM FAMILY HEALTH		225	17	7%	242

# COVID-19: testing by laboratory

Data through Jan 23, 2021 verified as of Jan 24, 2021 at 09:25 AM

Data in this report are provisional and subject to change.

The numbers in the table below represent the number of Florida and non-Florida residents for whom test results were received by the Department of Health. A person can be tested by more than one laboratory and can have both positive and negative results. **Therefore, the sum of the numbers in each column will be larger than the total number of people tested.**

Reporting lab	Inconclusive	Negative	Positive	Percent positive	Total
AVANTE AT LEESBURG INC		241			241
GOOD SAMARITAN CARES		236	5	2%	241
TALLAHASSEE NHHI LLC	1	214	26	11%	241
TUSKAWILLA NURSING AND REHAB CENTER	2	232	7	3%	241
LONGWOOD FAMILY PRACTICE		190	50	21%	240
SERANADES BY SONATA WEST ORANGE		214	26	11%	240
Solaris Healthcare Coconut Creek		236	3	1%	239
KENNEDY PAIN CLINIC GROUP LLC		211	27	11%	238
PEDIATRIC HEALTH CARE ALLIANCE, PA		215	22	9%	237
PALM GARDEN OF AVENTURA		236	1	0%	237
BRENTWOOD RETIREMENT COMMUNITY	5	204	28	12%	237
ADVENT HEALTH CENTRA CARE - UNIVERSITY	1	95	140	59%	236
RIVERS FAMILY MEDICINE PA		172	64	27%	236
ELMHURST HOSPITAL CENTER	1	222	13	6%	236
OAK HAMMOCK AT THE UNIVERSITY OF FLORIDA		229	6	3%	235
REGENTS PARK AT AVENTURA		221	14	6%	235
BOND CLINIC PA PEDIATRICS DEPT		206	29	12%	235
Vi at Lakeside Village Skilled Nursing		230	5	2%	235
FG RAPID RESULTS	2	115	117	50%	234
AMEERAH LABS, LLC	2	177	55	24%	234
BAY TREE CARE AND REHABILITATION CENTER		197	37	16%	234
REHABILITATION CENTER OF LAKE CITY, THE		206	28	12%	234
BUREAU OF CLINICAL LABORATORIES		197	37	16%	234
BAYA POINTE NURSING AND REHABILITATION		151	83	35%	234
MEMPHIS PATHOLOGY LABORATORY	4	212	17	7%	233
MANOR CARE OF NAPLES FL LLC		230	3	1%	233
Bay Breeze Senior Living and Rehabilitation Center		181	51	22%	232
CHIPOLA HEALTH AND REHAB		214	17	7%	231
SILVERCREST HEALTH AND REHABILITATION CENTER	3	222	6	3%	231
ManorCare Health Services-Palm Harbor	1	229			230
PALMS REHABILITATION AND HEALTHCARE CENTER		216	12	5%	228
TIERRA PINES CENTER		216	11	5%	227
TERRACES OF LAKE WORTH CARE CENTER		217	10	4%	227
HCSO OCCUPATIONAL HEALTH AND WELLNESS CENTER		173	54	24%	227
TGH		1	226	100%	227
ADVENT HEALTH CENTRA CARE - COLONIAL TOWN	1	175	51	22%	227
MANDARIN PEDIATRICS		209	17	8%	226
LYNN HAVEN SPORTS COMPLEX-WALKON CLINIC		20	206	91%	226
ADVENT HEALTH CENTRA CARE		104	122	54%	226
ACCURATE DIAGNOSTIC LABS, INC		212	14	6%	226
PARKS HEALTHCARE & REHABILITATION CTR	4	211	10	4%	225
ASSOCIATESMD MEDICAL GROUP INC		181	43	19%	224
LEHIGH VALLEY GENOMICS			224	100%	224
AMERICAN HOUSE SENIOR LIVING		182	42	19%	224
NATIONS BEST FAMILY HEALTH CARE		77	146	65%	223
Sunset Point Center		219	4	2%	223
SUNLAND MARIANNA COX MEDICAL CENTER		187	36	16%	223

# COVID-19: testing by laboratory

Data through Jan 23, 2021 verified as of Jan 24, 2021 at 09:25 AM

Data in this report are provisional and subject to change.

The numbers in the table below represent the number of Florida and non-Florida residents for whom test results were received by the Department of Health. A person can be tested by more than one laboratory and can have both positive and negative results. **Therefore, the sum of the numbers in each column will be larger than the total number of people tested.**

Reporting lab	Inconclusive	Negative	Positive	Percent positive	Total
FLORIDA HEART & VASCULAR MULTISPECIALTY GROUP PA		151	71	32%	222
CHILDRENS CLINIC WEST FLORIDA PEDIATRICS		198	24	11%	222
FAMILY CARE PARTNERS OF NE FLORIDA LLC		161	61	27%	222
DIGNITY HEALING, LLC		210	11	5%	221
ORLANDO VA MEDICAL CENTER			221	100%	221
CROSS POINTE CARE CENTER	2	219			221
USA HEALTH UNIVERSITY HOSPITAL CLINICAL LABORATORY	1	214	5	2%	220
ABBOTT LABORATORIES		142	78	35%	220
MOLECULAR TESTING LABS		179	41	19%	220
Boynton Beach Rehabilitation Center	2	213	4	2%	219
W FRANK WELLS NURSING HOME		192	27	12%	219
HOLIDAY CVS LLC DBA CVS/PHARMACY #0440		213	6	3%	219
ADDINGTON PLACE AT WELLINGTON GREEN		216	3	1%	219
WESTWOOD HEALTHCARE SNF		183	36	16%	219
WOOD LAKE HEALTH AND REHABILITATION CENTER		219			219
AVECINA MOBILE		118	100	46%	218
EDGEWATER AT WATERMAN VILLAGE,THE		205	12	6%	217
INTERNAL MEDICINE & PEDIATRICS OF TAMPA BAY PA		174	43	20%	217
LAKE PORT SQUARE		200	17	8%	217
THE MANOR AT CARPENTERS		185	32	15%	217
ADVENTHEALTH EXPRESS CARE AT WALGREENS 49TH STREET		175	41	19%	216
MIAMI JEWISH HEALTH SYSTEMS, INC	1	207	8	4%	216
ST. CLOUD REGIONAL MEDICAL CENTER		199	17	8%	216
URGENT CARE EXPRESS LLC		1	215	100%	216
VETERANS AFFAIRS MEDICAL CENTER - MIAMI			215	100%	215
Consulate Health Care of North Fort Myers		203	12	6%	215
LAB DOCTOR		187	27	13%	214
GATEWAY/ADVENT CENTRA CARE	1	24	189	88%	214
SOUTHWEST ORLANDO FAMILY MEDICINE, PL		173	41	19%	214
FELLOWSHIP HOME AT THE FAIRWAY LLC		208	6	3%	214
FLORIDA CLINICAL LABORATORY-BIOREFERENCE LABORATORIES		67	147	69%	214
HAVEN OF OUR LADY OF PEACE INC		205	8	4%	213
BLOCK, NATION, CHASE, AND SMOLEN FAMILY MEDICINE		157	56	26%	213
OCALA FAMILY MEDICAL CENTER INC	1	172	40	19%	213
POCONO MEDICAL CENTER		212			212
COMMUNITY HEALTH AND REHABILITATION CENTER		169	43	20%	212
PCB CLINIC		167	45	21%	212
CONSULATE HEALTH CARE OF WINTER HAVEN		209	3	1%	212
SUNRISE DIAGNOSTIC LABORATORY		158	53	25%	211
BROOKDALE PADDOCK HILLS		209	1	0%	210
CLINICAL PATHOLOGY LABS INC		208	2	1%	210
Chatsworth at PGA National, LLC		201	9	4%	210
Lake Port Square Health Center		195	15	7%	210
CHAUTAUQUA REHABILITATION AND NURSING CENTER		201	9	4%	210
ST CATHERINE'S WEST REHABILITATION HOSPITAL		197	12	6%	209
Taylor Care Center		204	5	2%	209
Lakewood Nursing Center		183	26	12%	209

# COVID-19: testing by laboratory

Data through Jan 23, 2021 verified as of Jan 24, 2021 at 09:25 AM

Data in this report are provisional and subject to change.

The numbers in the table below represent the number of Florida and non-Florida residents for whom test results were received by the Department of Health. A person can be tested by more than one laboratory and can have both positive and negative results. **Therefore, the sum of the numbers in each column will be larger than the total number of people tested.**

Reporting lab	Inconclusive	Negative	Positive	Percent positive	Total
PEDIATRICS IN BREVARD PA		188	21	10%	209
THE PALACE NURSING AND REHABILITATION CENTER		209			209
Cross Gardens Care Center		206	1	0%	207
SIGNATURE HEALTHCARE AT THE COURTYARD		160	47	23%	207
DOCTORS MEMORIAL FAMILY MEDICINE	2	142	63	30%	207
ORANGE COUNTY HEALTH DEPT		197	9	4%	206
UNIVERSITY OF TAMPA STUDENT HEALTH AND SHC CLINICAL LABORATORY		64	142	69%	206
ANCIENT CITY PEDIATRICS		194	12	6%	206
Parkview Rehabilitation Center at Winter Park		201	4	2%	205
HOMESTEAD VILLAGE		201	4	2%	205
BAPTIST PRIMARY CARE, INC		188	17	8%	205
AVON PARK PEDIATRICS INC	3	182	19	9%	204
Avante at Orlando		201	3	1%	204
FULGENT GENETICS	2	163	39	19%	204
HEALTH FIRST - HOLMES REGIONAL MEDICAL CENTER		32	170	84%	202
POLK COUNTY HEALTH DEPARTMENT		178	24	12%	202
Governors Creek Health and Rehabilitation	1	198	2	1%	201
ENCOMPASS HEALTH REHABILITATION HOSPITAL	5	191	5	2%	201
PATHGROUP LABS LLC		97	104	52%	201
VAMC WEST PALM LAB		5	196	98%	201
NAPLES CHILDREN'S URGENT CARE		160	40	20%	200
TRENTON MEDICAL CENTER INC DBA PALMS MEDICAL GROUP	4	140	55	28%	199
ADVANCED AMBULATORY SURGERY CENTER		189	10	5%	199
SOLARIS SENIOR LIVING VERO BEACH		192	7	4%	199
Life Care Center of Punta Gorda	1	186	11	6%	198
ADVENT HEALTH - CARROLLWOOD	4	169	25	13%	198
Avante at Inverness		198			198
DEPARTMENT OF HEALTH & HUMAN SERVICES		198			198
Solaris Senior Living North Naples ALF		190	8	4%	198
EXCEL PEDIATRICS		159	39	20%	198
ASCENSION MEDICAL GROUP		2	195	99%	197
ESTERO ISLAND MEDICAL CENTER		161	36	18%	197
FORT MYERS REHABILITATION AND NURSING CENTER		173	24	12%	197
GLENRIDGE ON PALMER RANCH,THE		189	7	4%	196
WIREGRASS DIRECT PRIMARY CARE PLLC□		166	30	15%	196
RIVERWOOD HEALTH NH LLC		157	39	20%	196
CORAL REEF NURSING & REHABILITATION CENTER		194	2	1%	196
AMBULATORY SURGERY CENTER OF BOCA RATON LTD		194	1	1%	195
MACTOWN, INC		194	1	1%	195
LASER & SURGERY CENTER OF THE PALM BEACHES□		193	1	1%	194
FLOMEDILAB		19	174	90%	193
San Jose Health & Rehabilitation		190	3	2%	193
Bayside Health and Rehabilitation		164	29	15%	193
Orchid Cove at Sarasota		192	1	1%	193
SUPERIOR RESIDENCES OF PANAMA CITY BEACH		187	6	3%	193
AMERICAN FINNISH NURSING HOME	1	187	5	3%	193
PAVILION FOR HEALTHCARE, THE		191	1	1%	192

# COVID-19: testing by laboratory

Data through Jan 23, 2021 verified as of Jan 24, 2021 at 09:25 AM

Data in this report are provisional and subject to change.

The numbers in the table below represent the number of Florida and non-Florida residents for whom test results were received by the Department of Health. A person can be tested by more than one laboratory and can have both positive and negative results. **Therefore, the sum of the numbers in each column will be larger than the total number of people tested.**

Reporting lab	Inconclusive	Negative	Positive	Percent positive	Total
ELMCROFT PINECREST	1	179	12	6%	192
Nspire Health Care Kendall		181	10	5%	191
FIRST CHOICE PRIMARY CARE		151	40	21%	191
ATLANTIC URGENT CARE		130	61	32%	191
HEALTH LINK DIAGNOSTIC LABORATORIES		182	9	5%	191
CENTERSTONE OF FLORIDA☐		178	13	7%	191
ADVENTHEALTH MEDICAL GROUP PROMPT CAR	1	130	60	31%	191
FORT PIERCE HEALTH CARE		186	5	3%	191
AMERICAN MEDICAL RESPONSE		185	4	2%	189
WASHINGTON REHAB AND NURSING		180	9	5%	189
ADVENT HEALTH - ORLANDO		138	51	27%	189
NSPIRE HEALTHCARE LAUDERHILL		183	6	3%	189
BAPTIST PRIMARY CARE INC	1	166	21	11%	188
WOMEN'S CARE FLORIDA LABORATORY		183	5	3%	188
NEO GENOMICS - FORT MYERS	1	181	5	3%	187
CYPRESS COVE		182	5	3%	187
RAINBOW PEDIATRIC CENTER PA		172	15	8%	187
PEDIATRICS BY THE SEA		182	5	3%	187
ABBIEJEAN RUSSELL CARE CENTER☐		187			187
KINDRED HOSPITAL	7	176	3	2%	186
PORT SAINT LUCIE HOSPITAL		177	9	5%	186
PLANTATION NURSING & REHAB CENTER		186			186
JAMES A HALEY VETERANS HOSPITAL			185	100%	185
BOCA RATON REHABILITATION CENTER	4	178	3	2%	185
CYPRESS POINT LIVING, LLC		172	13	7%	185
ADVENT		172	13	7%	185
ARCPPOINT LABS OF ST PETERSBURG		118	67	36%	185
SUNSHINE URGENT CARE LLC		114	71	38%	185
BAYVIEW CENTER		183	2	1%	185
Whispering Oaks	9	153	23	12%	185
JACKSONVILLE KIDS PEDIATRICS, PLLC		161	24	13%	185
OCEAN REEF MEDICAL CENTER		150	35	19%	185
Life Care Center at Inverrary		182	2	1%	184
FLORIDA KEYS PEDIATRICS & ADOLESCENT CENTER		175	9	5%	184
Crossbreeze care center		183	1	1%	184
CONSULATE HEALTH CARE OF MELBOURNE		181	3	2%	184
ST. JAMES BAY HEALTH AND REHABILITATION CENTER		183	1	1%	184
ADVENT HEALTH CENTRA CARE - DAYTONA BEACH		93	91	49%	184
LAKE VIEW CARE CENTER AT DELRAY		177	6	3%	183
TRINITY REGIONAL REHAB CENTER		168	15	8%	183
FRICKS PHARMACY		138	45	25%	183
ADVENT HEALTH CENTRA CARE - WESLEY CHAPEL		13	170	93%	183
NADAL PEDIATRICS - VICTORIA STREET (3385)		153	28	15%	181
INN AT ASTON GARDENS, THE		176	5	3%	181
Consulate Healthcare of West Palm Beach		167	14	8%	181
BROOKDALE FORT MYERS CYPRESS LAKE		180	1	1%	181
ARBOR FACILITY INC		180			180

# COVID-19: testing by laboratory

Data through Jan 23, 2021 verified as of Jan 24, 2021 at 09:25 AM

Data in this report are provisional and subject to change.

The numbers in the table below represent the number of Florida and non-Florida residents for whom test results were received by the Department of Health. A person can be tested by more than one laboratory and can have both positive and negative results. **Therefore, the sum of the numbers in each column will be larger than the total number of people tested.**

Reporting lab	Inconclusive	Negative	Positive	Percent positive	Total
CENTRA CARE – AZALEA PARK		98	82	46%	180
OKEECHOBEE COUNTY HEALTH DEPT	1	115	63	35%	179
HOLLEY NAVARRE MEDICAL CLINIC		126	53	30%	179
NIGHT LITE PEDIATRICS WINTER GARDEN		144	35	20%	179
NORTH VISTA HOSPITAL LABORATORY		145	33	19%	178
FINLAY CLINICAL LABORATORY INC		36	142	80%	178
CONEY ISLAND HOSPITAL		171	7	4%	178
LAKESIDE NEUROLOGIC		170	8	4%	178
UCC - WELLINGTON		1	177	99%	178
HOLISTIX TREATMENT CENTERS		172	6	3%	178
NORTH FLORIDA PEDIATRICS - MARIANNA		141	36	20%	177
ANTHEM LAKES LLC		151	26	15%	177
ADVENT HEALTH CENTRA CARE - CARROLLWOOD		5	172	97%	177
BAPTIST HEALTH PRIMARY CARE	1	134	41	23%	176
Heritage Park Rehabilitation & Healthcare		159	17	10%	176
OAKBROOK HEALTH AND REHABILITATION CENTER	1	160	14	8%	175
Emory L Bennett State Veterans Nursing Home		173	2	1%	175
Consulate Health Care of St. Petersburg		174			174
The Inn at Sarasota Bay Club		172	2	1%	174
MEDICAL CONSULTANTS OF FLORIDA LLC	1	142	31	18%	174
TARPON POINT NURSING AND REHABILITATION CENTER		170	3	2%	173
FLORIDA HEALTH CARE PLAN INC		2	171	99%	173
PEDIATRIC ASSOCIATES OF OCALA PA		152	20	12%	172
WATERMARK LAKE POINTE WOODS LLC		154	18	10%	172
ASTON GARDENS AT PELICAN MARSH		169	3	2%	172
Heartland Healthcare of Ft. Myers	1	171			172
PALM BEACH PEDIATRICS PA	2	156	14	8%	172
AZALEA TRACE		159	12	7%	171
DISCOVERY VILLAGE AT MELBOURNE		158	13	8%	171
PADDOCK RIDGE		168	3	2%	171
TAVARES PEDIATRICS		143	28	16%	171
BOND CLINIC, PA		120	50	29%	170
Life Care Center of Sarasota		159	11	6%	170
HUNT CLUB PEDIATRIC ASSOCIATES, P.A.		142	28	16%	170
COLONY CLUB ALF,THE		156	13	8%	169
GOOD SAMARITAN SOCIETY OF DELAND		159	10	6%	169
CANTERFIELD OF CLAY COUNTY		132	37	22%	169
WHITE WILSON MEDICAL IMMEDIATE CARE NICEVILLE		1	168	99%	169
PANAMA CITY DEVELOPMENTAL CENTER□		168			168
EVENT MED SERVICES LABORATORY		165	3	2%	168
ORLANDO HEALTH EMERGENCY DEPARTMENT		157	11	7%	168
ALLSOUTH URGENT CARE		6	162	96%	168
FHMG FLORIDA HOSPITAL MEDICAL GROUP		142	25	15%	167
Concordia Village of Tampa AL		163	4	2%	167
URGENT CARE OF THE PALM BEACHES, NORTH PALM BEACH			167	100%	167
HOSPITAL FOR SPECIAL SURGERY		164	2	1%	166
STATMED QUICK QUALITY CLINIC AT NORTH PINELLAS		65	101	61%	166

# COVID-19: testing by laboratory

Data through Jan 23, 2021 verified as of Jan 24, 2021 at 09:25 AM

Data in this report are provisional and subject to change.

The numbers in the table below represent the number of Florida and non-Florida residents for whom test results were received by the Department of Health. A person can be tested by more than one laboratory and can have both positive and negative results. **Therefore, the sum of the numbers in each column will be larger than the total number of people tested.**

Reporting lab	Inconclusive	Negative	Positive	Percent positive	Total
BORLAND GROOVER CLINIC	1	135	29	18%	165
The Waterford		165			165
ADVENT HEALTH CENTRA CARE - TEMPLE TERRACE	1	103	61	37%	165
ST MARK VILLAGE		160	4	2%	164
ADVENT HEALTH CENTRA CARE - OVIEDO		63	101	62%	164
SARNO EXTENDED HOURS		104	60	37%	164
EDGEWOOD NURSING CENTER		157	7	4%	164
CHIPOLA MEDICAL ASSOCIATES, LLC		106	58	35%	164
ONESTOP MEDICAL AND URGENT CARE LLC		130	34	21%	164
DOCTORS MEMORIAL HOSPITAL		44	119	73%	163
TRI COUNTY NURSING HOME		162	1	1%	163
BRADENTON HEALTH CARE		163			163
CANTERFIELD OF OCALA, LLC		156	7	4%	163
CLINICAL ENTERPRISE, INC		148	15	9%	163
LAB CORP	1	93	68	42%	162
ALL SEASONS NAPLES LLC		160	2	1%	162
SOMERBY LAKE NONA		154	7	4%	161
CORAL GABLES NURSING & REHABILITATION CENTER		153	8	5%	161
FLORIDA HEALTH CARE PLANS			161	100%	161
NORTH FLORIDA PEDIATRICS PA - DUVAL		139	22	14%	161
KEYSTONE REHAB		160			160
GREENBRIAR REHABILITATION AND NURSING CENTER	1	159			160
KR at Hillsborough Lakes/Lutz Healthcare		155	5	3%	160
Surrey Place Healthcare and Rehabilitation		158	1	1%	159
LIFE CARE CENTER OF PORT ST. LUCIE		151	7	4%	158
WUESTHOFF REF LABORATORY			158	100%	158
DISCOVERY VILLAGE AT NAPLES		142	16	10%	158
WALGREENS 10670		141	17	11%	158
VITAS HEALTHCARE CORPORATION		156	2	1%	158
DE LUNA HEALTH AND REHABILITATION CENTER		142	16	10%	158
PRIMECARE OF DOTHAN		109	49	31%	158
OSPREY VILLAGE AT AMELIA ISLAND LTD		150	7	4%	157
ARCADIA HEALTH AND REHABILITATION CENTER		100	57	36%	157
VIERA MANOR ASSISTED LIVING RESIDENCE		150	7	4%	157
TIMBERRIDGE NURSING HOME & REHAB		123	33	21%	156
Englewood Healthcare and Rehab		141	15	10%	156
TUSCAN GARDENS OF VENETIA MANAGEMENT COMPANY		150	6	4%	156
BEACON AT GULF BREEZE, THE	2	147	7	4%	156
PRUITT HEALTH		153	2	1%	155
PATRIOT MEDICAL LABORATORIES		149	6	4%	155
STEWARD SEBASTIAN RIVER MEDICAL CENTER		123	32	21%	155
COCOA BEACH/ADVENT CENTRA		41	114	74%	155
LAUREL POINT CARE ACQUISITION LLC DBA SANDGATE GARDENS REHAB AND NURSI		146	9	6%	155
VETERANS AFFAIRS ORLANDO VA MEDICAL CENTER			154	100%	154
24/7 PEDIATRIC CARE CENTERS INC		141	13	8%	154
PALMETTTO FACILITY INC	1	153			154
Cross Terrace REhabilitation		152	1	1%	153

# COVID-19: testing by laboratory

Data through Jan 23, 2021 verified as of Jan 24, 2021 at 09:25 AM

Data in this report are provisional and subject to change.

The numbers in the table below represent the number of Florida and non-Florida residents for whom test results were received by the Department of Health. A person can be tested by more than one laboratory and can have both positive and negative results. **Therefore, the sum of the numbers in each column will be larger than the total number of people tested.**

Reporting lab	Inconclusive	Negative	Positive	Percent positive	Total
PALM HARBOR FAMILY PRACTICE & WALK-IN		109	44	29%	<b>153</b>
EXOSOME DIAGNOSTICS	1	136	16	10%	<b>153</b>
ARDEN COURTS OF LARGO FL, LLC		140	13	8%	<b>153</b>
AMELIA MEDICAL CARE		15	138	90%	<b>153</b>
CITRUS HEALTH AND REHAB		128	24	16%	<b>152</b>
FAWCETT MEMORIAL HOSPITAL-LAB		39	113	74%	<b>152</b>
DIAMOND RIDGE		147	4	3%	<b>151</b>
CSL PLASMA		28	123	81%	<b>151</b>
WOODBIDGE FACILITY INC		146	4	3%	<b>150</b>
AMA MEDICAL GROUP LLC		124	26	17%	<b>150</b>
NO FLORIDA PEDIATRICS, PA		128	22	15%	<b>150</b>
MAGNOLIA FAMILY URGENT CARE		127	23	15%	<b>150</b>
PRECISION HEALTH RESOURCES, LLC	1	133	15	10%	<b>149</b>
YOUR FAMILY WALK-IN CLINIC		5	144	97%	<b>149</b>
ROSECASTLE OF CITRUS		130	19	13%	<b>149</b>
CAYUGA MEDICAL CENTER AT ITHACA		146	3	2%	<b>149</b>
GENE BY GENE		61	88	59%	<b>149</b>
Chatham Glen Healthcare and Rehabilitation Center		143	5	3%	<b>148</b>
THE RESIDENCE AT TIMBER PINES	4	132	12	8%	<b>148</b>
TUSCAN GARDENS OF PALM COAST		145	3	2%	<b>148</b>
BAY VUE NURSING AND REHABILITATION CENTER		138	10	7%	<b>148</b>
BENDERSON FAMILY SKILLED NURSING AND□		133	15	10%	<b>148</b>
MATHISON RETIREMENT COMMUNITY, INC		141	7	5%	<b>148</b>
ADVENT HEALTH CARE CENTER		139	9	6%	<b>148</b>
SANDY PINES	2	131	14	10%	<b>147</b>
EDWARD J HEALEY REHAB & NURSING CENTER		147			<b>147</b>
MIRACLE HILL NURSING & REHABILITATION CENTER INC		142	5	3%	<b>147</b>
FIRST CHOICE PEDIATRICS SEMORAN		80	67	46%	<b>147</b>
GOLD CHOICE SENIOR COMMUNITIES		106	40	27%	<b>146</b>
ADVENT HEALTH CENTRA CARE - ST. CLOUD		131	15	10%	<b>146</b>
GUEST HOUSE OCALA, THE		142	3	2%	<b>145</b>
LEESBURG PEDIATRICS		135	10	7%	<b>145</b>
REGENCY CARE OF BLOUNTSTOWN LLC		135	10	7%	<b>145</b>
ROSECASTLE OF ZEPHRHILLS		143	2	1%	<b>145</b>
SUWANNEE VALLEY NURSING CENTER		134	10	7%	<b>144</b>
REFUAH HEALTH CENTER LABORATORY		138	6	4%	<b>144</b>
NCRNC INC		140	4	3%	<b>144</b>
JEFFERY WEINZWEIG		2	141	99%	<b>143</b>
ABSOLUTE GENOMICS	1	89	53	37%	<b>143</b>
Quail Run Health Care Center		143			<b>143</b>
Coastal Health and Rehabilitation Center		135	8	6%	<b>143</b>
BARKLEY PLACE	1	138	4	3%	<b>143</b>
US MEDICAL CARE, INC		127	15	11%	<b>142</b>
MEADOWCREST FAMILY PHYSICIANS		92	50	35%	<b>142</b>
ADVENT HEALTH - LAKE NONA		120	22	15%	<b>142</b>
PALM BEACH COUNTY HEALTH DEPT LAB	4	132	6	4%	<b>142</b>
ZON BEACHSIDE LLC□		117	25	18%	<b>142</b>

# COVID-19: testing by laboratory

Data through Jan 23, 2021 verified as of Jan 24, 2021 at 09:25 AM

Data in this report are provisional and subject to change.

The numbers in the table below represent the number of Florida and non-Florida residents for whom test results were received by the Department of Health. A person can be tested by more than one laboratory and can have both positive and negative results. **Therefore, the sum of the numbers in each column will be larger than the total number of people tested.**

Reporting lab	Inconclusive	Negative	Positive	Percent positive	Total
PORT ST LUCIE REHABILITATION AND HEALTHCARE		98	43	30%	141
GLADES HEALTH CARE CENTER		138	3	2%	141
UNITED CLINICAL LABORATORIES		132	9	6%	141
SARAPATH DIAGNOSTICS		47	94	67%	141
VENICE REGIONAL BAYFRONT HEALTH (PULMONARY)		126	14	10%	140
MOBILE INFIRMARY MED CENTER PATH LAB		125	15	11%	140
WALGREENS 3173		129	11	8%	140
Sunnyside Nursing Home		136	3	2%	139
ADVENT HEALTH CENTRA CARE - WINTER GARDEN		74	65	47%	139
NEW YORK CITY DEPARTMENT OF HEALTH & MENTAL		114	25	18%	139
Gulf Coast Healthcare (Longwood Health and Rehab		118	21	15%	139
MORSELIFE MEMORY CARE RESIDENCE		132	6	4%	138
BRIGHTON EGGERT PHARMACY INC		133	5	4%	138
AMERICAN PATHOLOGY PARTNERS		136	2	1%	138
LAKEVIEW INTERNAL MEDICINE		88	50	36%	138
WRIGHTS HEALTH CARE AND REHABILITATION CENTER		108	30	22%	138
ARTHREX MEDICAL CENTER		48	90	65%	138
PPC-LAB EDI ORCHARD BI		129	8	6%	137
ADVENT HEALTH CENTRA CARE - CITRUS PARK		9	128	93%	137
MANOR AT BLUEWATER BAY		131	6	4%	137
HEALTH CARE DISTRICT OF PALM BEACH COUNTY	1	41	94	69%	136
The Crossroads		135	1	1%	136
ADVENT HEALTH CENTRA CARE - ORANGE CITY	1	53	82	60%	136
PONTE VEDRA GARDENS		135	1	1%	136
MEDIPATH LLC		2	134	99%	136
DOCTORS MEMORIAL FAMILY PRACTICE	2	101	32	24%	135
PRECISION GENETICS, INC		132	3	2%	135
IRL MARKET LAB ALACHUA		104	31	23%	135
ADVENT HEALTH CENTRA CARE - DELAND		28	107	79%	135
LUIS A GHIGLINO MD PA		131	4	3%	135
LABORATORY OF FLORIDA		83	52	39%	135
SOUTH BALDWIN REGIONAL MEDICAL CENTER		126	8	6%	134
DAYSPRING VILLAGE		112	22	16%	134
UNIVERSITY OF MIAMI		14	120	90%	134
ADVANCED MEDICAL CENTER		86	48	36%	134
FORT WALTON REHABILITATION CENTER		96	37	28%	133
JACKSONVILLE NURSING AND REHAB CENTER		128	5	4%	133
FHMG-FLORIDA HOSPITAL MEDICAL GROUP		112	21	16%	133
SUNNY HILLS ALF OF SEBRING INC		123	10	8%	133
ADVENT HEALTH CENTRA CARE - LONGWOOD		26	106	80%	132
LAKEVIEW TERRACE RETIREMENT COMMUNITY		117	15	11%	132
MILLENNIUM LAB SERVICES			132	100%	132
GRAVITY DIAGNOSTICS, LLC		36	96	73%	132
PROVIDENCE HOSPITAL LABORATORY		124	8	6%	132
THE REHABILITATION CENTER OF LAKE CITY		127	5	4%	132
LONGWOOD HEALTH AND REHABILITATION CENTER		125	6	5%	131
LA MER NH LLC		127	4	3%	131

# COVID-19: testing by laboratory

Data through Jan 23, 2021 verified as of Jan 24, 2021 at 09:25 AM

Data in this report are provisional and subject to change.

The numbers in the table below represent the number of Florida and non-Florida residents for whom test results were received by the Department of Health. A person can be tested by more than one laboratory and can have both positive and negative results. **Therefore, the sum of the numbers in each column will be larger than the total number of people tested.**

Reporting lab	Inconclusive	Negative	Positive	Percent positive	Total
SEAGRASS VILLAGE FLEMING ISLAND		107	24	18%	131
GRACE PEDIATRICS		107	24	18%	131
INTEGRATED REGIONAL LABORATORIES		119	12	9%	131
THE WELLNESS CENTER AT LAKEWOOD RANCH		43	88	67%	131
OAKS OF KISSIMMEE HEALTH AND REHABILITATION CENTER		129	1	1%	130
WEDGEWOOD HEALTHCARE CENTER		90	40	31%	130
ADVENT HEALTH CENTRA CARE - AZALEA PARK		112	18	14%	130
MID FLORIDA PATHOLOGY LLC MOBILE UNIT #4		87	43	33%	130
CENTRACARE		17	112	87%	129
FAMILY EXPRESS URGENT CARE			129	100%	129
BMHSI-AEL MICROBIOLOGY LABORATORY	2	102	25	19%	129
DOCTOR'S IN HOUSE LABORATORY		18	111	86%	129
TRI-COUNTY NURSING HOME		117	11	9%	128
PEDIATRICS OF GREATER ORLANDO		113	15	12%	128
LabCorp L#09258090 M#09258105		73	55	43%	128
FAMILY EXTENDED CARE OF CENTRAL TAMPA		113	15	12%	128
ADVANCED MEDICAL GROUP		1	126	99%	127
SPRINGS AT LAKE POINTE WOODS		125	2	2%	127
ST ANTHONYS REHABILITATION HOSPITAL	6	119	2	2%	127
GESSLER CLINIC PA		98	29	23%	127
DAIRY ROAD URGENT CARE		70	57	45%	127
PINNACLES PEDS CARE PA		127			127
NORTH FLORIDA INTERNAL MEDICINE PA		101	26	20%	127
GRAVITY DIAGNOSTICS		43	83	66%	126
HILLSBOROUGH COUNTY DEVELOPMENTAL CTR	1	117	8	6%	126
CORE BIO LABS		76	49	39%	125
FOUNTAIN INN NURSING & REHABILITATION CTR, INC		119	6	5%	125
REGENCY PARK		106	18	15%	124
NATURE COAST MEDICAL GROUP		50	74	60%	124
BAY EDUCATORS WELLNESS CENTER		75	49	40%	124
THE ARLINGTON OF NAPLES INC.		121	3	2%	124
SOUTH CAMPUS FACILITY INC		119	5	4%	124
THE CLUB AND REHABILITATION CENTER		123	1	1%	124
LIFE CARE CENTER OF ALTAMONTE SPRINGS		102	22	18%	124
PALMS MEDICAL GROUP HIGH SPRINGS		103	21	17%	124
ISLAND HEALTH AND REHABILITATION CENTER		122	1	1%	123
MV MEDICAL PRACTICE DBA PRIMARY URGENT CARE		116	7	6%	123
CROSSWINDS HEALTH AND REHABILITATION CENTER		122			122
WESLEY HAVEN VILLA	1	113	8	7%	122
MANOR CARE OF PALM HARBOR		122			122
Shoal Creek Rehabilitation Center		80	42	34%	122
VI AT BENTLEY VILLAGE HOME CARE		122			122
COQUINA CENTER		118	3	2%	121
NOVARI CARE LLC		86	35	29%	121
WIMAUMA COMMUNITY HEALTH CENTER		94	27	22%	121
ADVENT HEALTH CENTRA CARE - BRANDON		30	91	75%	121
CHARTER SENIOR LIVING OF PANAMA CITY BEACH		101	20	17%	121

# COVID-19: testing by laboratory

Data through Jan 23, 2021 verified as of Jan 24, 2021 at 09:25 AM

Data in this report are provisional and subject to change.

The numbers in the table below represent the number of Florida and non-Florida residents for whom test results were received by the Department of Health. A person can be tested by more than one laboratory and can have both positive and negative results. **Therefore, the sum of the numbers in each column will be larger than the total number of people tested.**

Reporting lab	Inconclusive	Negative	Positive	Percent positive	Total
PARKVIEW HEALTH		121			121
MEYER PEDIATRICS		107	13	11%	120
COASTAL INTERNAL MEDICINE		92	28	23%	120
PROVISTA DIAGNOSTICS, INC		117	3	3%	120
FOUNTAINS OF HOPE LLC, THE		118	1	1%	119
URGENT CARE TCMA			119	100%	119
MATHISON RETIREMENT COMMUNITY		114	5	4%	119
AFTER HOURS PEDIATRICS INC	1	1	117	98%	119
BOSTON RED SOX CLUB LP		117	2	2%	119
STEWARD MEDICAL GROUP		34	85	71%	119
CHILDREN MED CARE INC		101	18	15%	119
PALMS FACILITY INC		104	15	13%	119
VILLAGE PLACE NH LLC		94	24	20%	118
RDX BIOSCIENCE		60	58	49%	118
COASTAL HEALTH AND REHAB		110	8	7%	118
ASAP LABS LLC		106	12	10%	118
Hampton Court Nursing and Rehabilitation Center		117	1	1%	118
WORKPLACE SCREENING INTELLIGENCE			118	100%	118
LCS SANDHILL COVE LLC DBA	3	110	5	4%	118
Lakeside Nursing and Rehabilitation Center	1	92	25	21%	118
QUEENS HOSPITAL CENTER		110	7	6%	117
SONATA DELRAY BEACH		109	8	7%	117
NEIGHBORHOOD MEDICAL CENTER		112	5	4%	117
Nemours Children's Urgent Care		80	36	31%	116
LEE COUNTY SCHOOL DISTRICT	1	108	7	6%	116
FARAH MEDICAL		107	9	8%	116
ARDEN COURTS OF TAMPA		115	1	1%	116
BELVEDERE COMMONS OF FORT WALTON BEACH		107	9	8%	116
ALL FLORIDA FAMILY AND SPORTS MEDICINE		101	14	12%	115
ADVENTHEALTH CENTRA CARE TRINITY		100	15	13%	115
MINUTECLINIC DIAGNOSTIC OF RHODE ISLAND, LLC #729		111	4	3%	115
RDV SPORTSPLEX PEDIATRICS		94	20	18%	114
MILLER BIOCONNECT		95	19	17%	114
PHYSICIANS REGIONAL MEDICAL CENTER - PINE RIDGE		19	94	83%	113
PRO HEALTH			113	100%	113
SUNFLOWER SPRINGS ASSISTED LIVING		105	8	7%	113
TREASURE COAST MEDICAL ASSOCIATES		4	108	96%	112
TUSCAN ISLE CHAMPIONSGATE OP CO LLC		110	2	2%	112
ADVENTHEALTH CENTRA CARE WINTER HAVEN		3	109	97%	112
NORTH FL SOUTH GA HCS-MALCOM RANDALL VAMC			112	100%	112
ALLIED HEALTH FORT PIERCE		112			112
WALGREENS 6221		101	11	10%	112
WILLOW BROOKE COURT AT AZALEA TRACE		112			112
HIALEAH SHORES NURSING AND REHAB CENTER		103	8	7%	111
Signature healthcare of Jacksonville		106	5	5%	111
CENTRA CARE - HUNTER'S CREEK		52	59	53%	111
SEASIDE HEALTH AND REHABILITATION CENTER		53	57	52%	110

# COVID-19: testing by laboratory

Data through Jan 23, 2021 verified as of Jan 24, 2021 at 09:25 AM

Data in this report are provisional and subject to change.

The numbers in the table below represent the number of Florida and non-Florida residents for whom test results were received by the Department of Health. A person can be tested by more than one laboratory and can have both positive and negative results. **Therefore, the sum of the numbers in each column will be larger than the total number of people tested.**

Reporting lab	Inconclusive	Negative	Positive	Percent positive	Total
SUNY UPSTATE MEDICAL UNIVERSITY		104	6	5%	110
LAKE HOUSE ASSISTED LIVING		93	17	15%	110
BROOKDALE COLONIAL PARK	2	106	1	1%	109
CLEARWATER STATMED QUICK QUALITY CLINICS		36	73	67%	109
TIFFANY HALL NURSING AND REHAB CENTER		100	9	8%	109
MG PORT CHARLOTTE II SUBTENANT LLC		97	11	10%	108
EVANS HEALTH CARE		106	2	2%	108
CRANE CENTER		80	28	26%	108
PHYSICIANS REGIONAL CLINIC		82	26	24%	108
DIAGNOSTIC LABORATORY OF OKLAHOMA		86	22	20%	108
FLAGLER COUNTY DETENTION CENTER		106	2	2%	108
GULF COAST MEDICAL CENTER		104	3	3%	107
ANGELS DIAGNOSTIC GROUP		86	21	20%	107
ADVENT HEALTH CENTRA CARE - SANFORD		28	79	74%	107
SONATA COCONUT CREEK	2	89	16	15%	107
SURREY PLACE CARE CENTER		102	5	5%	107
ADVENTHEALTH HOSPICE CARE CENTRAL FLORIDA		107			107
GRAND OAKS HEALTH & REHABILITATION		106	1	1%	107
ST PETERSBURG PEDIATRICS-SEMINOLE BLVD		83	23	22%	106
PALM BEACH COUNTY FIREFIGHTERS HEALTH CLINIC, LLC		83	23	22%	106
RESEARCH CENTERS OF AMERICA, LLC		86	20	19%	106
HEART OF FLORIDA REGIONAL MED CTR		35	71	67%	106
BAY VIEW HEALTHCARE		85	21	20%	106
FLORIDA DEPARTMENT OF HEALTH IN LAKE COUNTY	1	68	37	35%	106
MINUTECLINIC LLC #4987		92	14	13%	106
RITECARE MEDICAL CENTER		60	46	43%	106
MEDICAL CONSULTANTS OF FLORIDA DBA	1	90	14	13%	105
220 GOLDEN, LLC	1	89	15	14%	105
GRANDE, THE	2	98	4	4%	104
CARENOW URGENT CARE - LAKE MARY			104	100%	104
FAWCETT MEMORIAL HOSPITAL LABORATORY			104	100%	104
CHERRY OAK PALM BEACH COUNTY		98	6	6%	104
ARDEN COURTS OF FORT MYERS		102	2	2%	104
WILLOWBROOKE COURT AT ST ANDREWS ESTATES		99	5	5%	104
UNIVERSITY MEDICAL CENTER SUITES		91	13	13%	104
MONTEFIORE MEDICAL CENTER LABORATORIES - MOSES		95	9	9%	104
IQBAL A FARUQUI MD		80	23	22%	103
HOBDAIRI FAMILY HEALTH LLC		72	31	30%	103
BROOKDALE OF SPRING HILL	4	99			103
SMILEY MEDICAL GROUP		75	28	27%	103
AMERICAN HOUSE-BONITA SPRINGS		102	1	1%	103
PROMPT CARE OF CENTRAL FLORIDA			103	100%	103
FLORIDA HEALTH CARE PLANS INC		1	102	99%	103
ISLAND URGENT CARE PLLC DBA AFC URGENT CARE		102	1	1%	103
PLANT CITY PEDIATRICS		87	15	15%	102
PREDICTIVE LABORATORIES, INC	1	89	12	12%	102
NADAL PEDIATRICS		86	16	16%	102

# COVID-19: testing by laboratory

Data through Jan 23, 2021 verified as of Jan 24, 2021 at 09:25 AM

Data in this report are provisional and subject to change.

The numbers in the table below represent the number of Florida and non-Florida residents for whom test results were received by the Department of Health. A person can be tested by more than one laboratory and can have both positive and negative results. **Therefore, the sum of the numbers in each column will be larger than the total number of people tested.**

Reporting lab	Inconclusive	Negative	Positive	Percent positive	Total
PANAMA PHARMACY	3	83	16	16%	102
ALTAMONTE MD			102	100%	102
KINDRED HOSPITAL THE PALM BEACHES		97	5	5%	102
EAST NEW YORK DIAGNOSTIC AND TREATMENT		96	5	5%	101
NO FLORIDA PEDIATRICS, PA - BRADFORD		86	15	15%	101
ADVENT HEALTH CENTRA CARE - HUNTERS CREEK	3	56	42	42%	101
CLINICA HISPANA		1	100	99%	101
HEARTLAND PEDIATRICS OF LAKE PLACID PA		86	15	15%	101
ARDEN COURTS OF DELRAY BEACH FL LLC	3	97	1	1%	101
DOLPHIN POINTE HEALTH CARE LLC		85	15	15%	100
Courtyards of Orlando Care Center		94	6	6%	100
MD 365 MEDICAL CARE		99	1	1%	100
Consulate Health Care of Port Charlotte		98	2	2%	100
SUNCOAST URGENT CARE		70	30	30%	100
CLARE BRIDGE OF SARASOTA		99	1	1%	100
THE COURTYARD ASSISTED LIVING		96	4	4%	100
WHITE-WILSON MEDICAL CENTER - FORT WALTON BEACH		95	4	4%	99
CENTRAL FLORIDA HEALTH CARE		47	52	53%	99
NAVY HOSPITAL			99	100%	99
HUNT CLUB PEDIATRIC ASSOCIATES PA		52	47	47%	99
PHYSICIAN PARTNERS PERRY		45	54	55%	99
CABANA AT JENSEN DUNES, THE		98	1	1%	99
FLORIDA COMMUNITY HEALTH CENTERS INC			98	100%	98
URINEGOODHANDS LLC		96	2	2%	98
TRADITION MEDICAL CENTER LABORATORY		48	50	51%	98
SEMINOLE COUNTY HEALTH DEPARTMENT		79	19	19%	98
PLAZA OF HALLANDALE BEACH		98			98
HARBORCHASE OF VERO BEACH		87	11	11%	98
GEORGIA DEPARTMENT OF PUBLIC HEALTH		1	97	99%	98
PINELLAS CARE CENTER		71	27	28%	98
VILLAGE PEDIATRICS LLC		74	23	24%	97
ADVENT HEALTH CENTRA CARE - APOPKA NORTH		71	26	27%	97
SUMMERFIELD EMERGENCY ROOM		76	21	22%	97
CARENOW LAKE MARY			97	100%	97
GLOBAL CENTRAL LABS AT PPD	2	87	8	8%	97
HEALTH CENTERS AT BRENTWOOD		96	1	1%	97
FINNISH AMERICAN REST HOME-ALF		94	2	2%	96
ARCPOINT LABS OF SARASOTA MANATEE		29	67	70%	96
BAYSHORE MEMORY CARE		96			96
PEDIATRIC ASSOCIATES ORLANDO		82	14	15%	96
WHITE PLAINS HOSPITAL CENTER LAB		92	4	4%	96
FLORIDA ATLANTIC UNIVERSITY STUDENT HEALTH		76	20	21%	96
VISTA MANOR		92	4	4%	96
WELL HEALTH WORKS	1	85	10	10%	96
BROWARD HEALTH CORAL SPRINGS EPIDEMIOLOGY DEPT		1	94	99%	95
ADVENT HEALTH CENTRA CARE - KISSIMMEE		61	34	36%	95
DEVANSH LAB WERKS INC		79	16	17%	95

# COVID-19: testing by laboratory

Data through Jan 23, 2021 verified as of Jan 24, 2021 at 09:25 AM

Data in this report are provisional and subject to change.

The numbers in the table below represent the number of Florida and non-Florida residents for whom test results were received by the Department of Health. A person can be tested by more than one laboratory and can have both positive and negative results. **Therefore, the sum of the numbers in each column will be larger than the total number of people tested.**

Reporting lab	Inconclusive	Negative	Positive	Percent positive	Total
BARTON HEALTH ALLIANCE		62	33	35%	95
HAWKINS FAMILY MEDICINE LLC		58	37	39%	95
ARBOR TRAIL		77	18	19%	95
THE TERRACE OF KISSIMMEE		80	15	16%	95
CROSS CITY REHABILITATION AND HEALTH CARE CENTER		72	23	24%	95
SIGNATURE HEALTHCARE OF PORT CHARLOTTE		88	7	7%	95
WESTCHESTER MEDICAL CENTER		93	2	2%	95
DIAGNOSTIC SOLUTIONS		3	91	97%	94
CHARLES CROFT MD	1	92	1	1%	94
PEDIATRIC SPECIALISTS MEDICAL GROUP☐	1	84	9	10%	94
UNIVERSITY HEALTH SYSTEM INC		84	10	11%	94
PICH KTM CORP DBA MEDTOWN PHARMACY		79	15	16%	94
AYERS HEALTH & REHABILITATION CENTER		90	4	4%	94
North Lake Care Center		93	1	1%	94
SOUTH BALDWIN MEDICAL CENTER GULF SHORES		74	20	21%	94
TGH URGENT CARE – SEMINOLE			94	100%	94
WELLOW URGENT CARE PC		94			94
HOSPICE OF ST FRANCIS INC☐		90	3	3%	93
VITAS HEALTHCARE CORPORATION OF FLORIDA		91	2	2%	93
VIPEDIATRICS PLLC		86	7	8%	93
MARKET STREET VIERA		92	1	1%	93
CLEVELAND CLINIC FOUNDATION		12	80	87%	92
MAINSTREAM DIAGNOSTIC LABORATORY LLC		80	12	13%	92
DB MD		85	7	8%	92
ST MARK ASSISTED LIVING CENTER	1	79	11	12%	91
CITRUS MEMORIAL HOSPITAL			91	100%	91
HURLBURT FIELD CLINIC		39	52	57%	91
WHITE WILSON MEDICAL CENTER IMMEDIATE CARE		9	82	90%	91
FAMILY MEDICAL CARE OF PALM BEACH		41	50	55%	91
WESTWOOD NURSING & REHAB		61	30	33%	91
HERON CLUB AT PRESTANCIA		89	2	2%	91
KORGENE LAB	1	23	66	73%	90
KEYS MEDICAL GROUP			90	100%	90
Avante at Melbourne		90			90
VILLA MARIA WEST SKILLED NURSING FACILITY		84	6	7%	90
ADVENT HEALTH CENTRA CARE - WATERMAN		78	12	13%	90
VIERA HOSPITAL			89	100%	89
Cross Landings Health and Rehabilitation		88	1	1%	89
KALEIDA HEALTH CENTER FOR LABORATORY		83	6	7%	89
MY CLINICAL LAB INC		17	72	81%	89
ADVENTHEALTH EXPRESS CARE AT		58	31	35%	89
LATE HOURS URGENT CARE		50	38	43%	88
Summit Medical Group		79	9	10%	88
GOVERNOR’S CREEK HEALTH & REHABILITATION		87	1	1%	88
CITRUS MEMORIAL HEALTH SYSTEM LAB		2	86	98%	88
AVERO DIAGNOSTICS		64	24	27%	88
VILLAS OF HOLLY BROOK - BRADENTON 14TH		88			88

# COVID-19: testing by laboratory

Data through Jan 23, 2021 verified as of Jan 24, 2021 at 09:25 AM

Data in this report are provisional and subject to change.

The numbers in the table below represent the number of Florida and non-Florida residents for whom test results were received by the Department of Health. A person can be tested by more than one laboratory and can have both positive and negative results. **Therefore, the sum of the numbers in each column will be larger than the total number of people tested.**

Reporting lab	Inconclusive	Negative	Positive	Percent positive	Total
MACADAMS HOME HEALTH AGENCY		86	1	1%	87
BRANDON HEALTH AND REHABILITATION CENTER	1	85	1	1%	87
ADVENT HEALTH - PALM HARBOR ER		64	23	26%	87
PACIFIC ANALYTICS			87	100%	87
DISCOVERY VILLAGE AT THE FORUM		86			86
ST PETERSBURG PEDIATRICS-EAST BAY		64	22	26%	86
FREEDOM INN AT TARPON SPRINGS		81	5	6%	86
BIODESIX, INC.		65	21	24%	86
CONSULATE HEALTH CARE OF SARASOTA		86			86
MAGNOLIA DIAGNOSTIC		2	84	98%	86
JOHN KNOX VILLAGE OF FLORIDA ALF	1	83	2	2%	86
LIFE BRITE		71	14	16%	85
W. FRANK WELLS NURSING HOME		84	1	1%	85
NORTH FLORIDA SPINE AND WELLNESS		66	19	22%	85
HARBORCHASE OF NAPLES		72	13	15%	85
ADVENT HEALTH CENTRA CARE - SOUTH ORANGE		69	16	19%	85
MIAMI SHORES NURSING & REHAB		85			85
JPR URGENT MEDICAL CARE		85			85
NAVARRE GARDENS LLC		62	23	27%	85
QUICK CARE MED PL CR		80	4	5%	84
SEA PINES REHABILITATION HOSPITAL		83	1	1%	84
CLYDE E LASSEN STATE VETERANS NURSING HOME		59	25	30%	84
STUART LODGE LIVING LLC		61	23	27%	84
HOLISTIC PEDIATRICS GROUP LLC		71	13	15%	84
DOS OF NORTH SHORES NURSING & REHAB CENTER		84			84
NITE LITE PEDIATRICS - JACKSONVILLE		76	8	10%	84
CAREMOUNT MEDICAL - PATHOLOGY		81	3	4%	84
PINES OF SARASOTA GARDEN		84			84
NSPIRE HEALTHCARE TAMARAC		80	4	5%	84
LABCORP EMPLOYER SERVICES		82	1	1%	83
J FRANK AVEY MD		65	18	22%	83
SANDY RIDGE CENTER FOR REHABILITATION AND HEALING		71	12	14%	83
LECONTE MEDICAL CENTER LAB		65	18	22%	83
LAFAYETTE NURSING AND REHABILITATION CENTER		81	2	2%	83
QPS, LLC		81	2	2%	83
LAB		29	53	65%	82
SEAVIEW NURSING AND REHABILITATION CENTER		82			82
VILLAGES REGIONAL HOSPITAL SURGERY CENTER LLC, THE		63	19	23%	82
SEMINOLE SPORTS AND FAMILY MEDICINE		72	10	12%	82
RIVERSIDE RECOVERY OF TAMPA		81	1	1%	82
ISLAND DOCTORS		8	74	90%	82
THE PAVILION FOR HEALTH CARE		72	10	12%	82
LAKE GIBSON VILLAGE, LLC		80	2	2%	82
ORLANDO LUTHERAN TOWERS ASSISTED LIVING		81			81
WALTON PLACE		81			81
East Bay Rehabilitation Center		47	34	42%	81
BIO-TECH CLINICAL LABORATORIES		41	40	49%	81

# COVID-19: testing by laboratory

Data through Jan 23, 2021 verified as of Jan 24, 2021 at 09:25 AM

Data in this report are provisional and subject to change.

The numbers in the table below represent the number of Florida and non-Florida residents for whom test results were received by the Department of Health. A person can be tested by more than one laboratory and can have both positive and negative results. **Therefore, the sum of the numbers in each column will be larger than the total number of people tested.**

Reporting lab	Inconclusive	Negative	Positive	Percent positive	Total
MIAMI BEACH COMMUNITY HEALTH CENTER		1	80	99%	81
MIDWAY PRIMARY CARE, LLC		79	2	2%	81
RIDGEWOOD DIAGNOSTIC LABORATORY		77	4	5%	81
KINDRED HOSPITAL-BAY AREA-ST PETERSBURG LAB		78	3	4%	81
LANDMARK, THE		38	43	53%	81
PEDIATRICS IN BREVARD PA- ROCKLEDGE		54	27	33%	81
PINELLAS COUNTY JAIL			81	100%	81
PRIME HEALTH OF NORTH PORT LLC		73	7	9%	80
STERLING HOUSE OF DELAND		80			80
ARBOR GLEN AT ARBOR TRACE	2	70	8	10%	80
ADVENT HEALTH CENTRA CARE - POINCIANA		35	45	56%	80
Crystal Health & Rehab Center		77	2	3%	79
CBS LABS OF TAMPA LLC		3	76	96%	79
MEMORY CARE OF NAPLES		79			79
CATHOLIC HEALTH SYSTEM DEPT LABORATORY		77	2	3%	79
BALMORAL TENANT SERVICES INC	1	43	35	44%	79
AMERICAN FAMILY MEDICAL LLC		47	32	41%	79
CRYSTAL RIVER HEALTH & REHAB		79			79
VETERANS AFFAIRS MEDICAL CENTER - PALO ALTO		28	51	65%	79
MAGNOLIA MEDICAL CLINIC		10	69	87%	79
EDGEWATER AT WATERMAN VILLAGE		78	1	1%	79
SONATA WEST		77	2	3%	79
NORTH FLORIDA EVALUATION AND TREATMENT CENTER	1	73	5	6%	79
TGH URGENT CARE – TYRONE		2	77	97%	79
MARTIN ACQUISITION 1 LLC DBA		66	12	15%	78
SOUTH GEORGIA MEDICAL CENTER		48	30	38%	78
CANOPY ON BERRYHILL, THE		48	30	38%	78
PALMS EDGE	1	71	6	8%	78
LABCORP RTP		31	47	60%	78
PENSACOLA PEDIATRICS, PA		64	14	18%	78
HOSPICE OF THE TREASURE COAST		74	3	4%	77
HIGHLANDS MEDICAL CENTER		74	3	4%	77
SEVEN HILLS HEALTH AND REHABILITATION CENTER		61	16	21%	77
Madison Health and Rehabilitation Center		42	35	45%	77
SONNIS PEDIATRICS PA		66	11	14%	77
The Grove Health and Rehabilitation		56	21	27%	77
HOSPICE OF THE EMERALD COAST INC - PANAMA CITY	2	70	5	6%	77
ORANGE CITY NURSING AND REHAB		75	2	3%	77
PLYMOUTH HOME FOR ADULTS, INC.	8	68	1	1%	77
DEPARTMENT OF HEALTH BUREAU OF FAMILY		76	1	1%	77
TRUE NORTH HEALTH NAVIGATION LLC DBA DISPATCHHEALTH	1	60	16	21%	77
ERIE COUNTY MEDICAL CTR CLINICAL LABS		73	4	5%	77
MICRO PATH LABORATORIES INC		75	2	3%	77
WEST COAST FAMILY MEDICAL CARE		57	20	26%	77
BENTON HOUSE AT OAKLEAF		51	26	34%	77
LABFIRST - DEPARTMENT OF PATHOLOGY		74	3	4%	77
KINDRED HOSPITAL MELBOURNE		75	2	3%	77

# COVID-19: testing by laboratory

Data through Jan 23, 2021 verified as of Jan 24, 2021 at 09:25 AM

Data in this report are provisional and subject to change.

The numbers in the table below represent the number of Florida and non-Florida residents for whom test results were received by the Department of Health. A person can be tested by more than one laboratory and can have both positive and negative results. **Therefore, the sum of the numbers in each column will be larger than the total number of people tested.**

Reporting lab	Inconclusive	Negative	Positive	Percent positive	Total
DYNAMIC MEDICAL USA			76	100%	76
STONY BROOK UNIVERSITY MEDICAL CENTER		64	12	16%	76
CLINICAL PATHOLOGY ASSOCIATES-SONIC REFERENCE LAB		76			76
NORTH PORT REHABILITATION AND NURSING CENTER□		75	1	1%	76
RESTORE HEALTH URGENT CARE		22	54	71%	76
WINDSOR REFLECTIONS		75	1	1%	76
ARDEN COURTS OF SEMINOLE		75	1	1%	76
NEW SMYRNA BEACH URGENT CARE			75	100%	75
ATRIUM AT LIBERTY PARK□		71	4	5%	75
MOBILE PHYSICIAN SERVICES INC		67	8	11%	75
LAKE MORTON PLAZA□		72	3	4%	75
HUNTSVILLE HOSPITAL LABORATORY		51	24	32%	75
BOND CLINIC PA		43	32	43%	75
ADVENTHEALTH EXPRESSCARE		45	30	40%	75
S-H THIRTY-FIVE OPCO- PORT ST LUCIE, LLC	1	74			75
MEDICATION ROOMS-CSU/CI NURSE STATION	1	67	7	9%	75
PARK OF THE PALMS INC		74			74
NOAH CLINICAL LABORATORY		63	11	15%	74
WHITE WILSON MEDICAL CENTER PA - NAVARRE		3	71	96%	74
Mt Sinai Aventura			74	100%	74
The Crossings		74			74
MIAMI VA HEALTHCARE SYSTEM			74	100%	74
WINDSOR OF LAKEWOOD RANCH,THE		74			74
FIRSTCARE CLINIC		33	41	55%	74
IMA MEDICAL GROUP		37	37	50%	74
WINDSOR OAKS		73	1	1%	74
Centre Pointe Health and Rehabilitation Center		67	6	8%	73
CONSULATE HEALTH CARE – LAKE MARY		72	1	1%	73
MINUTECLINIC DIAGNOSTIC OF SOUTH CAROLINA, LLC		64	9	12%	73
SCOTT LAKE HEALTH AND REHABILITATION CENTER		71	2	3%	73
KINDRED HOSPITAL NORTH FLORIDA	2	66	5	7%	73
PROMEDICA LABORATORIES		21	52	71%	73
HAVEN OF OUR LADY OF PEACE		72			72
BROOKDALE OVIEDO		70	2	3%	72
ELMCROFT OF BELLA VITA□		64	8	11%	72
HUNTINGTON HOSPITAL LABORATORY		69	3	4%	72
BROWARD HEALTH MEDICAL CENTER		3	69	96%	72
ALTERNATIVE LIVING, INC DBA TWIN CITIES PAVILION		72			72
HEALTH FIRST - PALM BAY HOSPITAL		2	70	97%	72
GRAND OAKS OF JENSEN BEACH LLC□		71			71
MD 365 MEDICAL CARE PLLC		71			71
ADVANCED LAB		67	4	6%	71
DOUGLAS T JACOBSON STATE VETERANS HOME		71			71
KINDRED HOSPITAL - SOUTH FLORIDA		71			71
STERLING HOUSE OF TALLAHASSEE	3	62	6	8%	71
The Ponce Therapy Care Center		67	4	6%	71
AMMON LABS		61	10	14%	71

# COVID-19: testing by laboratory

Data through Jan 23, 2021 verified as of Jan 24, 2021 at 09:25 AM

Data in this report are provisional and subject to change.

The numbers in the table below represent the number of Florida and non-Florida residents for whom test results were received by the Department of Health. A person can be tested by more than one laboratory and can have both positive and negative results. **Therefore, the sum of the numbers in each column will be larger than the total number of people tested.**

Reporting lab	Inconclusive	Negative	Positive	Percent positive	Total
MACCLENNY NURSING AND REHAB		58	13	18%	71
Highlands Regional Hospital		63	7	10%	70
EMBRY RIDDLE AERONAUTICAL UNIVERSITY HEALTH SERVICES			70	100%	70
CENTRAL BALDWIN IMMEDIATE CARE & FAMILY PRACTICE		54	16	23%	70
CRAIG BERGER MD PL D/B/A BAY AREA EYE INSTITUTE		70			70
SUMMIT MEDICAL GROUP PA		63	7	10%	70
MEMORIAL MANOR		70			70
QUICK CARE MED LLC	1	59	10	14%	70
SUNCOAST COMMUNITY HEALTH CENTERS PEDIATRICS		21	49	70%	70
NAPHCARE, INC AT MANATEE COUNTY JAIL		44	25	36%	69
A COUNTRY PLACE ASSISTED LIVING FACILITY		68	1	1%	69
HERITAGE HEALTHCARE AND REHABILITATION CENTER		69			69
POINTE, THE		66	3	4%	69
OPPENHEIMER PLASTIC SURGERY LLC		64	5	7%	69
MINNESOTA TWINS		66	3	4%	69
FLAGLER COLLEGE HEALTH SERVICES		48	21	30%	69
A2Z DIAGNOSTICS		68	1	1%	69
USF HEALTH MORSANI CENTER		5	64	93%	69
ADVENTHEALTH MEDICAL GROUP FAMILY MEDICINE AT		51	18	26%	69
EAST ALABAMA MEDICAL CENTER LABORATORY		58	11	16%	69
PARKSIDE INN	3	64	2	3%	69
SIMED LABORATORY		57	12	17%	69
SUMMIT AT VENICE	2	63	4	6%	69
SENIOR LIVING VII TAMPA LLC	1	59	9	13%	69
PANCARE HEALTH GULF COUNTY		50	18	26%	68
SUNCOAST OPTIMAL WELLNESS		23	45	66%	68
BROOKDALE FORT MYERS THE COLONY		64	4	6%	68
Avante at St Cloud, Inc.		66	2	3%	68
DAYSPRING SENIOR LIVING LLC		66	2	3%	68
WATERCREST ST LUCIE WEST	1	64	3	4%	68
ST PETERSBURG PEDIATRICS-PARK BLVD		56	12	18%	68
CENTRAL FLORIDA HEALTHCARE GROUP LLC		54	14	21%	68
SUNSHINE GARDENS		68			68
OAKHURST CENTER		65	3	4%	68
AEL- MEMPHIS		17	51	75%	68
SAN JOSE SENIOR CARE LLC	1	43	24	35%	68
JACKSONVILLE UNIVERSITY		64	4	6%	68
LAB PLUS, LLC AT SAINT THOMAS WEST HOSPITAL		53	14	21%	67
EC OPCO CARROLLWOOD LLC		61	6	9%	67
MD LABS		40	27	40%	67
PLANTATION GENERAL HOSPITAL CLINICAL LAB		26	41	61%	67
CHAMBREL AT ISLAND LAKE		64	3	4%	67
BEACHES PEDIATRICS PA		62	4	6%	66
ST VINCENT'S BIRMINGHAM		62	4	6%	66
MEDEX MEDICAL EXPRESS OF PALATKA			66	100%	66
ASSOCIATED CLINICAL LABORATORIES		59	7	11%	66
FLORIDA PEDIATRIC GROUP		27	39	59%	66

# COVID-19: testing by laboratory

Data through Jan 23, 2021 verified as of Jan 24, 2021 at 09:25 AM

Data in this report are provisional and subject to change.

The numbers in the table below represent the number of Florida and non-Florida residents for whom test results were received by the Department of Health. A person can be tested by more than one laboratory and can have both positive and negative results. **Therefore, the sum of the numbers in each column will be larger than the total number of people tested.**

Reporting lab	Inconclusive	Negative	Positive	Percent positive	Total
MEASE MANOR INC		62	4	6%	66
ASHRAF MEDICAL GROUP PLLC DBA PULSE MD		64	2	3%	66
VIERA DEL MAR HEALTH AND REHABILITATION CENTER		63	3	5%	66
SAMIR EBEID MD		59	7	11%	66
CHEEK AND SCOTT DRUGS INC		58	8	12%	66
OKEECHOBEE URGENT CARE		17	48	74%	65
ELLENTON PEDIATRICS PA		57	8	12%	65
STONY BROOK SOUTHAMPTON		64	1	2%	65
OAK MANOR NURSING HOME		62	3	5%	65
GV NAPLES OPCO, LLC		64	1	2%	65
Peninsula Care and Rehab		58	7	11%	65
GENPATH			65	100%	65
CENTURY CENTER FOR REHABILITATION & HEALING		48	17	26%	65
CL BRUMBACK PRIMARY CARE CLINICS		16	49	75%	65
HAWTHORN HOUSE☐		54	11	17%	65
NEMOURS CHILDRENS PRIMARY CARE OVIEDO		51	13	20%	64
GREENLEAF ALF		63	1	2%	64
RARITAN BAY PERTH AMBOY		58	6	9%	64
OUT OF STATE		40	24	38%	64
CLERMONT URGENT CARE			64	100%	64
ADVANCED EMURGENT CARE		27	37	58%	64
BROOKDALE ORANGE PARK		64			64
TUSCAN ISLE OPERATING COMPANY LLC DBA		61	3	5%	64
EISENHOWER ARMY MEDICAL CENTER		60	4	6%	64
MCW MENTAL HEALTH LLC		62	2	3%	64
MED EXPRESS		6	58	91%	64
WALGREENS 9627		58	6	9%	64
JOSEPH L MORSE GERIATRIC CENTER	2	59	3	5%	64
AVANTE AT OCALA INC		55	9	14%	64
NXGEN MDX		20	44	69%	64
ADVENT HEALTH - DELTONA ER		38	25	40%	63
MEDI CLINIC SARASOTA INC		62	1	2%	63
PENNSYLVANIA DEPT OF HEALTH		20	43	68%	63
WADSWORTH HEALTH CENTER		60	3	5%	63
MED COMP SCIENCES		1	62	98%	63
VIERA HEALTH AND REHABILITATION CENTER		62	1	2%	63
DELAND WELLNESS CENTER			63	100%	63
SUMMER VISTA ASSISTED LIVING		38	25	40%	63
APC PEDIATRICS AT RYE ROAD MEDICAL PARK		63			63
F&T MEDICAL RESEARCH, INC		63			63
SANIBEL INTERNAL MEDICINE, LLC		60	2	3%	62
EXACT SCIENCES LABORATORIES, LLC		15	47	76%	62
OVERLOOK HOSPITAL LABORATORY		57	5	8%	62
EXPERTUS LABORATORIES INC		24	38	61%	62
CATHOLIC HEALTH SERVICES REGIONAL LAB		55	7	11%	62
Stratford Court of Palm Harbor		51	10	16%	61
BOND CLINIC DR ELDEEB		35	26	43%	61

# COVID-19: testing by laboratory

Data through Jan 23, 2021 verified as of Jan 24, 2021 at 09:25 AM

Data in this report are provisional and subject to change.

The numbers in the table below represent the number of Florida and non-Florida residents for whom test results were received by the Department of Health. A person can be tested by more than one laboratory and can have both positive and negative results. **Therefore, the sum of the numbers in each column will be larger than the total number of people tested.**

Reporting lab	Inconclusive	Negative	Positive	Percent positive	Total
BROWARD HEALTH MEDICAL CENTER CLINICAL LAB			61	100%	61
AMERICAN FAMILY MEDICAL		48	13	21%	61
PANCARE HEALTH - MALONE CLINIC		56	5	8%	61
ISLAND COAST PEDIATRICS		56	5	8%	61
EMERALD COAST HOSPICE		60	1	2%	61
WASHINGTON REHABILITATION AND NURSING CENTER		51	10	16%	61
LAKELAND REGIONAL HEALTH		36	24	40%	60
ARBOR TERRACE SAN JOSE LLC	3	56	1	2%	60
SOUTHLAND SUITES OF ORMOND BEACH	1	59			60
TWIN CREEKS ASSISTED LIVING & MEMORY CARE		57	3	5%	60
ELAN BUENA VISTA		47	13	22%	60
JACKSON COUNTY HEALTH DEPARTMENT		27	33	55%	60
FHMG LAKE MARY PEDS		47	12	20%	59
BIG BOCA SMILES LLC		57	2	3%	59
MILLENIUM PHYSICIANS GROUP		1	58	98%	59
REGENTS PARK OF BOCA RATON		57	2	3%	59
STERLING HOUSE OF PUNTA GORDA		59			59
PORT CHARLOTTE REHABILITATION CENTER		50	9	15%	59
LENOX HILL HOSPITAL		53	6	10%	59
LAKE HOWELL FAMILY MEDICINE ASSOCIATES		50	9	15%	59
CENTRA CARE POINCIANA	1	45	13	22%	59
PANIRA HEALTHCARE CLINIC		2	57	97%	59
INTERNAL LAB		50	9	15%	59
RITECARE MED CTR H			59	100%	59
VITAS HEALTHCARE		55	4	7%	59
BIOTECH		52	7	12%	59
PUBLIC SQUARE PHARMACY LLC		44	14	24%	58
GEORGE SAFRAN MD PC		53	5	9%	58
Margate Health and Rehabilitation Center		56	2	3%	58
Golfview Healthcare Center		58			58
VETERANS AFFAIRS MEDICAL CENTER - GULF COAST		27	31	53%	58
LAKE REGIONAL URGENT CARE		2	56	97%	58
THE CANOPY AT BERRYHILL		58			58
THREE OAKS PHARMACY INC		55	3	5%	58
NORTH SHORE MEDICAL LABS	1	52	5	9%	58
ALTAMONTE PEDIATRIC ASSOCIATES		31	27	47%	58
JERICOHO URGENT CARE		54	3	5%	57
PALM BAY URGENT CARE		28	29	51%	57
MENTAL HEALTH CARE INC		48	9	16%	57
MINUTECLINIC DIAGNOSTIC OF TEXAS, LLC		50	7	12%	57
ASCENSION SACRED HEART BAY LABORATORY		54	3	5%	57
ALZHEIMERS CARE CENTER OF VIERA LTD		37	20	35%	57
NORTH SHORE UNIVERSITY HOSPITAL LABORATORY		51	6	11%	57
MALCOM RANDALL DEPT OF VAMC			57	100%	57
KAPG FLEMING ISLAND SENIOR HOUSING OPCO LLC	1	56			57
CARE CENTERS OF NASSAU		55	2	4%	57
BAPTIST HEALTH SOUTH FLORIDA - WEST BOCA URGENT CARE		34	22	39%	56

# COVID-19: testing by laboratory

Data through Jan 23, 2021 verified as of Jan 24, 2021 at 09:25 AM

Data in this report are provisional and subject to change.

The numbers in the table below represent the number of Florida and non-Florida residents for whom test results were received by the Department of Health. A person can be tested by more than one laboratory and can have both positive and negative results. **Therefore, the sum of the numbers in each column will be larger than the total number of people tested.**

Reporting lab	Inconclusive	Negative	Positive	Percent positive	Total
HORIZON ALF		55	1	2%	56
LAKELAND REGIONAL HEALTH LAKE MIRIAM		24	32	57%	56
WILSON MEMORIAL REGIONAL MEDICAL CENTER		52	4	7%	56
SEMINOLE TRIBE OF FLORIDA		40	16	29%	56
ATMORE COMMUNITY HOSPITAL LABORATORY		37	19	34%	56
FLORIDA MEDICAL CLINIC LLC		36	20	36%	56
TIFFANY HALL NURSING AND REHAB		44	12	21%	56
CENTRA CARE - CONWAY		21	35	63%	56
TUKA PEDIATRICS		7	49	88%	56
EAGLES WATCH CLUSTER		47	9	16%	56
ROHR HOME		52	3	5%	55
ROSECASTLE AT DELANEY CREEK		54	1	2%	55
PRIMECARE AT TWIN LAKES			55	100%	55
FLORIDA DEPARTMENT OF HEALTH IN TAYLOR COUNTY		29	26	47%	55
SONATA HUNTERS CREEK		47	8	15%	55
ARBOR OAKS AT TYRONE	5	50			55
KENDALL REGIONAL MEDICAL CENTER LAB	3		52	95%	55
COOPER FAMILY MEDICAL PLLC		41	14	25%	55
HOSPICE OF MARTIN & ST LUCIE, INC		53	2	4%	55
PREMIER MEDICAL ASSOCIATES ALL FLORIDA LLC		54	1	2%	55
CORAL GABLES HOSPITAL			55	100%	55
TBI RESIDENTIAL SERVICES, INC.		44	11	20%	55
DIATHERIX LABORATORIES		25	30	55%	55
INDIGO MANOR		22	33	60%	55
ADVENT HEALTH - PALM COAST		1	53	98%	54
D PEDIATRICS		51	3	6%	54
LUTHERAN HAVEN ASSISTED LIVING		54			54
CLERMONT HEALTH AND REHAB		40	14	26%	54
SARASOTA CO. HEALTH DEPT # 58		40	14	26%	54
JUNO DERMATOLOGY LLC		49	5	9%	54
VENICE REGIONAL MEDICAL CENTER BAYFRONT HEALTH		12	42	78%	54
UNITED LABORATORY SERVICES CORPORATION		38	16	30%	54
STEINHATCHEE FAMILY MEDICAL CENTER	1	47	6	11%	54
ST. CLOUD MEDICAL GROUP		54			54
CERTUS MTD OPCP LLC		52	2	4%	54
BIOREFERENCE LABORATORIES		4	50	93%	54
BAY PINES MEDICAL ASSOCIATES		1	53	98%	54
ACE BIOMEDICAL LABS LLC		44	10	19%	54
JUNIPER VILLAGE AT NAPLES		53	1	2%	54
HEALTHPOINT MED GRP OF THE EMERALD COAST LLC		38	15	28%	53
BAPTIST MEDICAL CENTER SOUTH		38	15	28%	53
ADVENTHEALTH MEDICAL GROUP PRIMARY CARE		50	3	6%	53
Osprey Point Nursing Center		51	2	4%	53
PSL NAPLES BH OPERATIONS, LLC		53			53
JACOBI MEDICAL CENTER		50	3	6%	53
A PLUS PEDIATRICS		49	4	8%	53
ADVENTHEALTH EXPRESS CARE AT WALGREENS		38	15	28%	53

# COVID-19: testing by laboratory

Data through Jan 23, 2021 verified as of Jan 24, 2021 at 09:25 AM

Data in this report are provisional and subject to change.

The numbers in the table below represent the number of Florida and non-Florida residents for whom test results were received by the Department of Health. A person can be tested by more than one laboratory and can have both positive and negative results. **Therefore, the sum of the numbers in each column will be larger than the total number of people tested.**

Reporting lab	Inconclusive	Negative	Positive	Percent positive	Total
HIGHLANDS URGENT CARE			53	100%	53
ST FRANCIS HOSPITAL		45	8	15%	53
NITE LITE PEDIATRICS - PORT ST. LUCIE		43	9	17%	52
FERN PARK DEVELOPMENTAL CENTER			52	100%	52
MED ONE AT SAINT AUGUSTINE		33	19	37%	52
FLORIDA MEDICAL CLINIC PA		45	7	13%	52
VPA PC LAB		48	4	8%	52
INTERNAL MEDICINE SPECIALIST		46	6	12%	52
EMERITUS AT NAPLES	1	51			52
ADVENT HEALTH		49	3	6%	52
SNH BRFL TENANT LLC	2	50			52
JUPITER MEDICAL CENTER URGENT CENTER		35	17	33%	52
HERNANDO COUNTY FIRE RESCUE DISTRICT		24	27	53%	51
SONATA BOCA RATON		48	3	6%	51
AFTER HOURS PEDIATRICS			51	100%	51
GULFVIEW MEDICAL INSTITUTE		51			51
PHYSICIANS PRIMARY CARE OF SOUTHWEST FLORIDA		39	12	24%	51
SACRED HEART HEALTH SYSTEM INC		35	16	31%	51
AVANTE ST CLOUD		48	3	6%	51
ALEXANDER NININGER STATE VETERANS		51			51
APOLLOMDX LABS		29	22	43%	51
EMERALD COAST BEHAVIORAL HOSPITAL		47	4	8%	51
MINUTECLINIC DIAGNOSTIC OF OHIO LLC		38	13	25%	51
CHILDREN'S HOSPITAL OF ALABAMA		49	1	2%	50
GATEWAY CARE CENTER		50			50
PALM RIVER COMMUNITY HEALTH CENTER		45	5	10%	50
BARRY UNIVERSITY STUDENT HEALTH SERVICES		37	13	26%	50
ALLIANCE PEDIATRICS		24	26	52%	50
ORCHID COVE AT DAYTONA		45	5	10%	50
QUALITY URGENT CARE AND WELLNESS PL		29	21	42%	50
CRESTVIEW URGENT CARE			50	100%	50
life Care Center of Melbourne		34	16	32%	50
SAMFORD UNIVERSITY HEALTH SERVICES		49	1	2%	50
FLORIDA HEALTH CARE		6	44	88%	50
ARIZONA DEPARTMENT OF HEALTH SERVICES			50	100%	50
BioReference Laboratories, Inc		6	44	88%	50
ADVENT HEALTH CENTRA CARE - SAND LAKE		19	30	61%	49
Summit Medical Group, Pa DbA Citymd		45	4	8%	49
MARQUIS LABS, LLC		49			49
ALLEGRO		47	2	4%	49
SOLARIS SENIOR LIVING NORTH NAPLES		48	1	2%	49
SOFT CELL LABORATORIES		45	4	8%	49
COOPER FAMILY MEDICAL, PLLC		40	9	18%	49
SUPERIOR RESIDENCES OF LECANTO		34	15	31%	49
AMERICAN HOUSE COCONUT POINT		45	4	8%	49
TROY REGIONAL MEDICAL CENTER		39	10	20%	49
LAKE CITY VA MEDICAL CENTER			49	100%	49

# COVID-19: testing by laboratory

Data through Jan 23, 2021 verified as of Jan 24, 2021 at 09:25 AM

Data in this report are provisional and subject to change.

The numbers in the table below represent the number of Florida and non-Florida residents for whom test results were received by the Department of Health. A person can be tested by more than one laboratory and can have both positive and negative results. **Therefore, the sum of the numbers in each column will be larger than the total number of people tested.**

Reporting lab	Inconclusive	Negative	Positive	Percent positive	Total
ADVENT HEALTH - MOUNT DORA		9	40	82%	49
GENEDX		36	13	27%	49
SARATOGA HOSPITAL LABORATORY		44	5	10%	49
USF		1	48	98%	49
TRINITY AL SENIOR HOUSING LLC		44	4	8%	48
CAREMED INTERNAL MEDICINE		30	18	38%	48
AU HEALTH		36	12	25%	48
PALM BAY PEDIATRICS		34	14	29%	48
BIOIQ			48	100%	48
DOH		23	25	52%	48
ADVENT HEALTH CENTRA CARE - EAST ORLANDO		21	27	56%	48
BAY CENTER HURRICANE SHELTER		48			48
HIALEAH HOSPITAL RESPIRATORY DEPT			48	100%	48
NAPLES PEDIATRICS INC		43	5	10%	48
COURTYARD GARDENS OF JUPITER		48			48
NORTHBROOK CENTER FOR		47	1	2%	48
CARDIOLOGY AND MEDICINE ASSOCIATES		38	10	21%	48
RAINBOW PEDIATRICS PC LLC / BREAKFAST POINT		38	10	21%	48
FINLAY CLINICAL LABORATORY		20	28	58%	48
PREMIER MEDICAL ASSOCIATES		46	2	4%	48
INN AT THE FOUNTAINS, THE		34	14	29%	48
MISIR DRUGS LLC		36	11	23%	47
BISHOP GRADY VILLAS		47			47
CAPE REGIONAL MEDICAL CENTER		45	2	4%	47
QUALITY URGENT CARE AND WELLNESS		31	16	34%	47
PEDIATRIC CARE CENTER- JACKSONVILLE BEACH		19	28	60%	47
PEDIATRIC SERVICES OF AMERICA INC		46	1	2%	47
ARBOR TERRACE ORTEGA LLC		47			47
VITAS HEALTHCARE CORP OF FLORIDA		47			47
NAVARRE GARDENS		41	6	13%	47
HARMONY CLINIC		1	46	98%	47
TRADITIONAL HOME HEALTH OF PALM BEACH INC		47			47
TURNING POINT OF TAMPA		42	5	11%	47
INTERLAB		1	46	98%	47
SOMERBY OF SANTA ROSA BEACH		43	4	9%	47
SOUTHEAST ALABAMA MEDICAL CENTER			46	100%	46
L&S SENIOR CARE DBA ARCADIA OAKS	1	45			46
EAST MANATEE FAMILY	1	1	44	96%	46
LITTLE NECK URGENT CARE		44	2	4%	46
POPLAR HEALTHCARE PLLC	1	11	34	74%	46
MEDLOGIC LABORATORIES		3	43	93%	46
HEALTH FIRST - CAPE CANAVERAL HOSPITAL		1	45	98%	46
PREMIER PLACE HEALTHCARE AT THE GLENVIEW		46			46
PANCARE HEALTH - JACKSON COUNTY		37	9	20%	46
ESCAMBIA COUNTY JAIL		32	14	30%	46
H LEE MOFFITT CANCER CENTER MICRO		46			46
HARTFORD HEALTH SERVICES LLC		46			46

# COVID-19: testing by laboratory

Data through Jan 23, 2021 verified as of Jan 24, 2021 at 09:25 AM

Data in this report are provisional and subject to change.

The numbers in the table below represent the number of Florida and non-Florida residents for whom test results were received by the Department of Health. A person can be tested by more than one laboratory and can have both positive and negative results. **Therefore, the sum of the numbers in each column will be larger than the total number of people tested.**

Reporting lab	Inconclusive	Negative	Positive	Percent positive	Total
GRAND OAKS OF PALM CITY LLC☐	1	39	6	13%	46
WALGREENS 2941		45	1	2%	46
COLLIER BLVD HMA PHYSICIAN MANAGEMENT LLC		46			46
ADVENT HEALTH MEDICAL GROUP OB GYN AT		40	6	13%	46
GOOD HEARTS COVID TESTING		8	37	82%	45
WALGREENS 4915		39	6	13%	45
MOOSEHAVEN HEALTH CENTER		12	33	73%	45
THE TERRACE OF JACKSONVILLE		3	42	93%	45
INTERNAL MEDICINE ASSOCIATES PA		41	4	9%	45
ROCHESTER GENERAL HOSPITAL LABORATORY		41	4	9%	45
REDI-MED WALK-IN FAMILY CARE			45	100%	45
SOUTHPORT SQUARE HARBOUR HEALTH		45			45
GENESIS DERMATOLOGY		41	4	9%	45
BURRY'S PHARMACY INC		26	19	42%	45
MOBILE DOC FL, LLC		29	16	36%	45
UNIVERSITY OF CENTRAL FLORIDA HEALTH SERVICES		45			45
BUECHELE DENTAL PA DBA CLERMONT FAMILY DENTISTRY		36	9	20%	45
VALENCIA HOUSE ALF		45			45
EGLIN AFB		9	35	80%	44
BAYCARE HEALTH SYSTEMS		1	43	98%	44
QUOTIENT SCIENCES			44	100%	44
PRECISION HEALTH SOLUTIONS LAB		9	35	80%	44
QHC UPSTATE MEDICAL PC		36	8	18%	44
WINTER GARDEN REHAB AND NURSING CENTER		40	4	9%	44
PEDIATRICS OF CENTRAL FLORIDA – SAINT CLOUD	2	40	2	5%	44
GRAND ST PAUL CVS		44			44
CP/AIG PENSACOLA DEVELOPMENT LLC		42	2	5%	44
ALLIANCE OF PHYSICIANS AGAINST COVID-19			44	100%	44
MOOSEHAVEN LIFE CARE CENTER		44			44
KAPG ST AUGUSTINE SENIOR HOUSING OPCO LLC		35	9	20%	44
NORTH FLORIDA MEDICAL CENTER		40	4	9%	44
DAVID POSNACK JEWISH DAY SCHOOL		44			44
ADVENT HEALTH - LAKE MARY		36	8	18%	44
FHMG- FLORIDA HOSPITAL MEDICAL GROUP		34	10	23%	44
BARNES HEALTHCARE OF FLORIDA LLC		41	3	7%	44
PROFESSIONAL URGENT CARE SERVICES		19	24	56%	43
LAKE MARY KIDS CENTRA CARE		33	10	23%	43
FLORIDA HOSPITAL		27	16	37%	43
WEST ISLIP URGENT CARE		40	3	7%	43
Guardian Care Nursing and Rehabilitation Center		43			43
MILLENNIUM PHYSICIAN GROUP LLC		38	5	12%	43
BROOKDALE CAPE CORAL		43			43
ROCKLEDGE REGIONAL MEDICAL CENTER		30	13	30%	43
STUART URGENT CARE			43	100%	43
FAMILY EXTENDED CARE OF WINTER HAVEN		41	2	5%	43
BRANCH MEDICAL CLINIC			43	100%	43
PATRICK AIR FORCE BASE		3	40	93%	43

# COVID-19: testing by laboratory

Data through Jan 23, 2021 verified as of Jan 24, 2021 at 09:25 AM

Data in this report are provisional and subject to change.

The numbers in the table below represent the number of Florida and non-Florida residents for whom test results were received by the Department of Health. A person can be tested by more than one laboratory and can have both positive and negative results. **Therefore, the sum of the numbers in each column will be larger than the total number of people tested.**

Reporting lab	Inconclusive	Negative	Positive	Percent positive	Total
BOND AND STEELE CLINIC, PA		36	7	16%	43
MINUTECLINIC DIAGNOSTIC OF NORTH CAROL		35	8	19%	43
Flagler Health and Rehabilitation		42	1	2%	43
PRINCETON VILLAGE☐		39	3	7%	42
Citymd Of Toms River		36	6	14%	42
Atlantic Shore Nursing and Rehab		42			42
ADVENT HEALTH EXPRESS CARE		4	38	90%	42
TGH URGENT CARE POWERED BY FAST TRACK			42	100%	42
DELCARE PA		33	9	21%	42
CLINICAL LABORATORY		42			42
ST CLOUD PHYSICIAN MANAGEMENT LLC DBA ST CLOUD		27	15	36%	42
KINDRED AT HOME		34	8	19%	42
LARA HEALTH AND WELLNESS CENTER LLC		42			42
CENTRA CARE – APOPKA	1	2	39	93%	42
BRONX LEBANON HOSPITAL-MEDICAL CENTER		37	4	10%	41
MAIMONIDES-SHALOM ACADEMY, INC		40	1	2%	41
CITYMD OF MANAHAWKIN		39	2	5%	41
UNIVERSITY OF WEST FLORIDA, THE		41			41
WILLISTON PEDIATRICS PA		27	14	34%	41
WOLFF CTR FOR CHILD & ADOLESCENT HEALTH PLLC,THE		26	15	37%	41
NEOGENOMICS LABORATORIES INC		41			41
PEDIATRICS OF CENTRAL FLORIDA KISSI		33	8	20%	41
FHMG_CTR FOR SENIOR HEALTH		36	5	12%	41
FLORIDA HOSPITAL NEW SMYRNA		4	37	90%	41
GENTIVA HEALTH SERVICES CERTIFIED INC		38	3	7%	41
SH HERON EAST LLC☐		41			41
PACIFICA SENIOR LIVING OCALA		35	5	13%	40
CLINICAL PATHOLOGY LABORATORIES, INC		40			40
NEW YORK PRESBYTERIAN - QUEENS DIAGNOSTIC		39	1	3%	40
RADIOLOGY ASSOCIATES OF VENICE AND ENGLEWOOD		38	2	5%	40
CLARE BRIDGE OF CAPE CORAL		40			40
LAKE WALES OPERATING GROUP LLC		37	3	8%	40
TREASURE COAST FORENSIC TREATMENT CTR		20	20	50%	40
CAPITAL REGIONAL MEDICAL CENTER		2	38	95%	40
Palms at Ponte Vedra Assisted Livning and Memory Care		39	1	3%	40
JEFFERSON COUNTY HEALTH DEPARTMENT-MONTICELLO		21	19	48%	40
MINUTECLINIC DIAGNOSTIC OF NORTH CARO		36	4	10%	40
URGENT CARE & WELLNESS CENTER		10	30	75%	40
DOH-WEST PALM BEACH BRANCH LABORATORY		2	38	95%	40
FIRST CHOICE URGENT CARE		10	30	75%	40
PRIDE DIAGNOSTICS		24	16	40%	40
JUNIPER VILLAGE AT CAPE CORAL		34	5	13%	39
BROOKDALE JENSEN BEACH☐		37	2	5%	39
NEXT MOLECULAR ANALYTICS		9	30	77%	39
LOURDES HOSPITAL INC		37	2	5%	39
MINUTECLINIC DIAGNOSTIC		38	1	3%	39
PHILLIPPE RIDGE		27	12	31%	39

# COVID-19: testing by laboratory

Data through Jan 23, 2021 verified as of Jan 24, 2021 at 09:25 AM

Data in this report are provisional and subject to change.

The numbers in the table below represent the number of Florida and non-Florida residents for whom test results were received by the Department of Health. A person can be tested by more than one laboratory and can have both positive and negative results. **Therefore, the sum of the numbers in each column will be larger than the total number of people tested.**

Reporting lab	Inconclusive	Negative	Positive	Percent positive	Total
ERDOX		37	2	5%	39
BAY COUNTY JAIL ANNEX		34	5	13%	39
MEASE COUNTRYSIDE HOSPITAL			39	100%	39
BERNHARDT LABORATORIES	1	9	29	74%	39
LODGE HEALTH AND REHABILITATION CENTER, THE		32	7	18%	39
CEDAR CREEK AT KINGS BAY INC		39			39
MEDEX MEDICAL EXPRESS OF PALATKA LLC			39	100%	39
STAR CARE		35	4	10%	39
WALGREENS 3145		36	3	8%	39
ECOLAB GROUP		8	31	79%	39
CLINICAL RESEARCH SEQUENCING PLATFORM		8	31	79%	39
ADVENT HEALTH - LAKE WALES		28	11	28%	39
MOLECULAR DIAGNOSTICS		5	33	87%	38
MICHAEL AKPEKE MD		29	9	24%	38
MISSION OAKS ASSISTED LIVING		36	2	5%	38
HOMEWOOD RESIDENCE AT FREEDOM PLAZA		37	1	3%	38
FLORIDA DEPARMENT OF HEALTH CLAY COUNTY		25	13	34%	38
NIGHT LITE PEDIATRICS CENTER LLC		8	30	79%	38
JUPITER MEDICAL CENTER URGENT CARE - STUART		23	15	39%	38
CCRC @ SUNFLOWER LLC		35	3	8%	38
UNIVERSITY OF ALABAMA		35	3	8%	38
BOND CLINIC, PA		9	29	76%	38
NORTH FLORIDA PEDIATRICS		33	5	13%	38
BENTON HOUSE OF ST. JOHNS		36	2	5%	38
PRACTICE MANAGEMENT OF AMERICA, INC.		7	31	82%	38
FLORIDA HEALTH CARE DELAND			38	100%	38
MINUTECLINIC DIAGNOSTIC OF SOUTH CARO		31	7	18%	38
ADVENTIST HEALTH SYSTEM FLORIDA		26	12	32%	38
AUTUMN OF SARASOTA		12	26	68%	38
GOLDEN POND COMMUNITIES		38			38
LONGLEAF DIAGNOSTIC LABORATORIES		10	28	74%	38
CDR MAGUIRE INC	1	7	30	79%	38
CORNERSTONE MEDICAL CARE OF BRANDON PL		34	4	11%	38
WALGREENS #10373		37	1	3%	38
ALL MY KIDS PEDIATRICS INC		23	15	39%	38
TITUSVILLE FAMILY PRACTICE		14	23	62%	37
HOME CARE PHARMACY		37			37
HR SARASOTA OPERATOR LLC		25	12	32%	37
CENTRA CARE - LAKE NONA		3	34	92%	37
PONCE THERAPY CARE CENTER		34	3	8%	37
INN AT ASTON GARDENS AT PELICAN POINTE,THE		37			37
FAMILY EXTENDED CARE OF SEBRING INC		35	2	5%	37
PATHOGENIUS LABORATORIES		30	7	19%	37
ONE MILO		37			37
THE COLLIER AT NAPLES		36	1	3%	37
BOULEVARD REHABILITATION CENTER		24	13	35%	37
HOLZER HEALTH CENTER		5	32	86%	37

# COVID-19: testing by laboratory

Data through Jan 23, 2021 verified as of Jan 24, 2021 at 09:25 AM

Data in this report are provisional and subject to change.

The numbers in the table below represent the number of Florida and non-Florida residents for whom test results were received by the Department of Health. A person can be tested by more than one laboratory and can have both positive and negative results. **Therefore, the sum of the numbers in each column will be larger than the total number of people tested.**

Reporting lab	Inconclusive	Negative	Positive	Percent positive	Total
ST VINCENT'S AMBULATORY CARE INC DBA	2	30	5	14%	37
CITY OF PORT SAINT LUCIE		34	3	8%	37
BLISS HEALTHCARE SERVICES		18	19	51%	37
EC OPCO PENSACOLA, LLC		37			37
FAST PACE MEDICAL CLINIC, PLLC		32	5	14%	37
CVS		2	35	95%	37
BETHESDA HEALTH URGENT CARE			36	100%	36
BVL/LITTLE ANGEL PEDIATRICS		36			36
TAYLORVILLE FAMILY MEDICINE		29	7	19%	36
MINUTE CLINIC INCORPORATE		30	6	17%	36
NORTHWELL HEALTH PLAINVIEW HOSPITAL LABORATORY		27	9	25%	36
University Hills health and Rehabilitation		27	9	25%	36
MEDRITE URGENT CARE		26	10	28%	36
SPRING MANOR ASSISTED LIVING		35			35
NEUROINTERNATIONAL SARASOTA		32	3	9%	35
BAY REGIONAL URGENT CARE	1	17	17	49%	35
P23 LABS		35			35
HERNANDO ENDOSCOPY AND SURGERY CENTER		27	8	23%	35
BEEHIVE HOMES OF GULF BREEZE		19	16	46%	35
DESOTO PALMS ALF		35			35
PLAINVIEW URGENT CARE		33	2	6%	35
WUESTHOFF MEMORIAL HOSPITAL			35	100%	35
BAYSHORE PATHOLOGY CONSULTANTS PA		34	1	3%	35
FELICIDAD MEDICAL CENTER			35	100%	35
PERSONAL PEDIATRICS		31	4	11%	35
PALM BAY HOSPITAL			35	100%	35
TERRACE AT HOBE SOUND, THE	1	31	3	9%	35
UNION MEDICAL CARE PLLC		35			35
IRL		4	31	89%	35
IMA MEDICAL GROUP POINCIANA		14	21	60%	35
CITRUS COUNTY HEALTH DEPARTMENT		32	3	9%	35
ADVENT HEALTH - FISH MEMORIAL		2	33	94%	35
THOMAS INTERNAL MEDICINE		29	6	17%	35
MAUREEN OROURKE-FUTEY			34	100%	34
PANCARE HEALTH - FREEPORT CLINIC SUITE B		27	7	21%	34
ROSECASTLE OF JACKSONVILLE LLC		33	1	3%	34
COLLIER HMA PHYSICIAN MANAGEMENT LLC		26	8	24%	34
TUSCAN GARDENS OF DELRAY BEACH MANAGEMENT COMPANY,		34			34
LIFESTREAM BEHAVIORIAL CENTER		17	17	50%	34
LEVY COUNTY DEPARTMENT OF HEALTH		25	9	26%	34
REDI-MED WALK IN FAMILY CLINIC			34	100%	34
CSL PLASMA INC		7	27	79%	34
DEVELOPMENTAL DISABILITIES DEFENDANT PROGRAM		32	2	6%	34
ST PETERSBURG PEDIATRICS-MLK JUNIOR BLVD		30	4	12%	34
PARAMOUNT WALK-IN CLINIC		1	33	97%	34
LINCOLN MEDICAL AND MENTAL HEALTH CENTER		32	2	6%	34
THE MERIDIAN AT BOCA RATON	1	33			34

# COVID-19: testing by laboratory

Data through Jan 23, 2021 verified as of Jan 24, 2021 at 09:25 AM

Data in this report are provisional and subject to change.

The numbers in the table below represent the number of Florida and non-Florida residents for whom test results were received by the Department of Health. A person can be tested by more than one laboratory and can have both positive and negative results. **Therefore, the sum of the numbers in each column will be larger than the total number of people tested.**

Reporting lab	Inconclusive	Negative	Positive	Percent positive	Total
CINNAMON COVE ALF		34			34
MARIANNA HEALTH AND REHABILITATION CENTER		33	1	3%	34
RASHDA ALBIBI M.D. P.A.		31	3	9%	34
NORTH BEACH REHABILITATION CENTER		32	1	3%	33
BRIDGEVIEW CENTER LLC		27	6	18%	33
Kensington Gardens		33			33
KINDRED HOSPITAL CENTRAL TAMPA BLOOD GAS	1	30	2	6%	33
UNIVERSITY HOSPITAL		28	5	15%	33
BIOFIRE		7	26	79%	33
GIBBENS FAMILY MEDICAL, LLC		26	7	21%	33
ST. MARYS MEDICAL CENTER		1	32	97%	33
BOND CLINIC		3	30	91%	33
AHSE ROP		32	1	3%	33
MORTON PLANT			33	100%	33
GREENRIDGE GROUP HOME	3	11	19	58%	33
HAZELDEN FLORIDA		32	1	3%	33
STETSON UNIVERSITY STUDENT HEALTH CENTER		3	30	91%	33
MANORCARE AT LELY PALMS		29	4	12%	33
CENTRA CARE - DR. PHILLIPS		1	32	97%	33
ACCURATE DIAGNOSTIC LAB		32	1	3%	33
NORTH CENTRAL BRONX HOSPITAL		32	1	3%	33
LINCOLN DIAGNOSTIC LAB		32	1	3%	33
AYERS NURSING AND REHABILITATION CENTER		33			33
PRMG - EAST NAPLES		23	10	30%	33
MAINSTREET FAMILY URGENT CARE		1	32	97%	33
JENNIFER J CHIAVETTA-GRLSANTI DC		24	9	27%	33
SANFORD MOBILE LAB PGA TOUR		32	1	3%	33
TOWERS HOME CARE		30	3	9%	33
ISLAND URGENT CARE PLLC		33			33
METRO KNOXVILLE HMA		25	8	24%	33
HOLY NAME HOSPITAL LABORATORY		31	1	3%	32
NIGHT LITE PEDIATRICS URGENT CARE CENTER			32	100%	32
MINUTECLINIC DIAGNOSTIC OF RHODE ISLAND, LLC #1544		31	1	3%	32
Gabisa Medical LLC		32			32
S-H THIRTY FIVE OPCO - LUTZ, LLC		31	1	3%	32
IPSUM DIAGNOSTICS		3	29	91%	32
ANDALUSIA HEALTH		16	16	50%	32
STAT ONE URGENT CARE CENTER		2	30	94%	32
WESTMINSTER ST AUGUSTINE		32			32
JACKSON HEALTH SYSTEM		1	31	97%	32
ST AUGUSTINE PEDIATRIC ASSOC		30	2	6%	32
VILLAGE ON THE ISLE		27	5	16%	32
AZALEA TRACE PHYSICIAN SERVICES		32			32
RITE MEDICAL CARE PC		32			32
Heartland Health Care Center North Sarasota		18	14	44%	32
VETERANS HOME			32	100%	32
VETERAN AFFAIRS MEDICAL CENTER - JAMES J PETERS		30	2	6%	32

# COVID-19: testing by laboratory

Data through Jan 23, 2021 verified as of Jan 24, 2021 at 09:25 AM

Data in this report are provisional and subject to change.

The numbers in the table below represent the number of Florida and non-Florida residents for whom test results were received by the Department of Health. A person can be tested by more than one laboratory and can have both positive and negative results. **Therefore, the sum of the numbers in each column will be larger than the total number of people tested.**

Reporting lab	Inconclusive	Negative	Positive	Percent positive	Total
CALHOUN COUNTY HEALTH DEPT		12	20	63%	32
PATRICK MANOR INCORPORATED		32			32
PHOSPHORUS DIAGNOSTICS		27	5	16%	32
BELVEDERE COMMONS OF SUN CITY CENTER		32			32
PHYSICIAN ASSOCIATES LLC		26	6	19%	32
POARCH BANC CREEK INDIANS TRIBAL HEALTH DEPARTMENT			32	100%	32
PECONIC BAY MEDICAL CENTER LABORATORY		24	8	25%	32
OPIS COQUINA CENTER		32			32
SAN CARLOS PHARMACY		29	3	9%	32
S-H THIRTY FIVE OPCO - ORANGE CITY, LLC		23	9	28%	32
STEWART MEDICAL GROUP, INC		21	10	32%	31
PUTNAM COUNTY SHERIFFS OFFICE		26	5	16%	31
DISCOVERY COMMONS AT BRADENTON		31			31
TRADITIONAL HOME CARE INC		30	1	3%	31
COLLIER ANESTHESIA PAIN LLC		31			31
ERIC C MRSHAL, MD, PC #1842		29	2	6%	31
MENORAH HOUSE		30	1	3%	31
LORI MCAULIFFE MD PA		21	10	32%	31
LabCorp L#09258130 M#09258125		12	19	61%	31
CENTRAL FLORIDA PEDIATRICS		13	18	58%	31
PARKSIDE HEALTH AND REHABILITATION CENTER			31	100%	31
SOS MOBILE MEDICAL CARE LLC		26	5	16%	31
REGENCY PARK ASSISTED LIVING FACILITY		29	2	6%	31
LONG ISLAND JEWISH MED CTR		28	3	10%	31
CAN COMMUNITY HEALTH		29	1	3%	30
PENSACOLA DEVELOPMENTAL CENTER		14	16	53%	30
WAVE CREST HEALTH AND REHABILITATION CENTER		30			30
WESTWOOD NURSING AND REHABILITATION		28	2	7%	30
ADVENT HEALTH PRIMARY CARE PLUS, WINTER GARDEN		26	4	13%	30
INNOVATION CLINICAL TRIALS, INC			30	100%	30
Okeechobee Health Care Facility		16	14	47%	30
MEDCOMP SCIENCES			30	100%	30
LAKELAND REGIONAL HEALTH GATEWAY CENTER		7	23	77%	30
ROYAL CARE OF AVON PARK		27	3	10%	30
EXPRESS DOCS LLC			30	100%	30
CDR MAGUIRE - MIAMI BEACH CC MISSION 17388		2	28	93%	30
CALADIUM PEDIATRICS		28	2	7%	30
HERITAGE WATERSIDE		27	3	10%	30
SOLARIS SENIOR LIVING OF MERRITT ISLAND		30			30
THE TERRACE AT IVY ACRES ALF		11	19	63%	30
AMEERAH LABS			30	100%	30
SOUTHERN LABORATORY		6	24	80%	30
HIGHLANDS LAKE CENTER		27	3	10%	30
CLARE BRIDGE ORMOND BEACH	1	29			30
BARNETT PARK			30	100%	30
BAHIA OAKS LODGE		28	2	7%	30
CLINCLOUD, LLC			30	100%	30

# COVID-19: testing by laboratory

Data through Jan 23, 2021 verified as of Jan 24, 2021 at 09:25 AM

Data in this report are provisional and subject to change.

The numbers in the table below represent the number of Florida and non-Florida residents for whom test results were received by the Department of Health. A person can be tested by more than one laboratory and can have both positive and negative results. **Therefore, the sum of the numbers in each column will be larger than the total number of people tested.**

Reporting lab	Inconclusive	Negative	Positive	Percent positive	Total
NORTH CAROLINA DEPARTMENT OF HEALTH & HUMAN SERVICES			29	100%	29
NICEVILLE URGENT CARE		1	28	97%	29
INSTITUTE OF PATHOLOGY KINGS COUNTY		29			29
MINUTE CLINIC LLC #2216		27	2	7%	29
NURSES HELPING HANDS INC ALF		29			29
BROOKDALE CANOPY OAKS			29	100%	29
SOUTHSIDE HOSPITAL NORTHWELL HEALTH LABORATORY		26	3	10%	29
Consulate Health Care of Orange Park		27	2	7%	29
BETHUNE-COOKMAN UNIVERSITY		11	18	62%	29
FLORIDA DEPARTMENT OF HEALTH IN WALTON COUNTY		23	6	21%	29
NEMOURS CHILDRENS CLINIC		22	7	24%	29
PRO HEALTH HARMONY		29			29
MIDDLETOWN MEDICAL P C		20	9	31%	29
EVERLYWELL		16	13	45%	29
SURFSIDE URGENT CARE		17	12	41%	29
COMPREHENSIVE CHILDCARE		23	6	21%	29
SUNTREE INTERNAL MEDICINE		29			29
UNIV OF ROCHESTER-STRONG MEMORIAL HOSP		28	1	3%	29
CAMPBELL URGENT CARE			29	100%	29
FLORIDA DEPARTMENT OF HEALTH IN MONROE COUNTY		26	3	10%	29
P4CLINICAL	3	2	24	83%	29
CONNECTICUT DEPARTMENT OF HEALTH		22	6	21%	28
PALM GARDEN OF JACKSONVILLE		27	1	4%	28
ST PETERSBURG PEDIATRICS-SEMINOLE		23	5	18%	28
MAKO MEDICAL		16	12	43%	28
EDEN AT CRESTVIEW		12	16	57%	28
PARTICLE THEORY LABS		25	3	11%	28
ACTIVE SENIOR LIVING		26	2	7%	28
PREMISE HEALTH MIA			28	100%	28
CROSSROADS URGENT CARE		17	11	39%	28
PORT ST LUCIE HOSPITAL		25	3	11%	28
COMMUNITY MEDICAL CARE CENTER INC			28	100%	28
UNION MEDICAL CARE		28			28
HERITAGE HEALTHCARE AND REHABILITATION CENTER		27	1	4%	28
GRAMERCY PARK URGENT CARE		27	1	4%	28
LAKELAND NURSING AND REHABILITATION CENTER			28	100%	28
HEALTH FIRST - VIERA HOSPITAL		1	27	96%	28
BONIFAY NURSING AND REHAB CENTER			28	100%	28
LUTHERAN HAVEN EXTENDED CONGREGATE CAR		28			28
WEST		15	13	46%	28
AVALON PARK RETIREMENT RESIDENCE		27	1	4%	28
WALK IN MEDICAL URGENT CARE		28			28
MICHIGAN DEPARTMENT OF HEALTH AND HUMAN SERVICES			28	100%	28
RENAISSANCE AT THE TERRACES		27	1	4%	28
UCLA HEALTHCARE CLINICAL LABS		23	4	15%	27
PORT SAINT JOHN FAMILY PRACTICE		18	9	33%	27
OAKTREE HEALTHCARE			27	100%	27

# COVID-19: testing by laboratory

Data through Jan 23, 2021 verified as of Jan 24, 2021 at 09:25 AM

Data in this report are provisional and subject to change.

The numbers in the table below represent the number of Florida and non-Florida residents for whom test results were received by the Department of Health. A person can be tested by more than one laboratory and can have both positive and negative results. **Therefore, the sum of the numbers in each column will be larger than the total number of people tested.**

Reporting lab	Inconclusive	Negative	Positive	Percent positive	Total
SUNCOAST LABS			27	100%	27
LABCORP BURLINGTON		9	18	67%	27
MICHAEL J D'AMBROSE MD PA		25	2	7%	27
SPANISH RIVER HIGH SCHOOL ESE		23	4	15%	27
RENAISSANCE SENIOR LIVING	1	26			27
CDC		17	10	37%	27
ADVENT HEALTH CENTRA CARE LAKELAND		22	5	19%	27
SOUTH LAKE PEDIATRICS		25	2	7%	27
Cleveland Clinic Laboratories		4	23	85%	27
UNIVERSITY MEDICAL CTR OF PRINCETON AT		25	2	7%	27
MINUTECLINIC DIAGNOSTIC OF NEW JERSEY		22	5	19%	27
BAY COUNTY SHERIFFS OFFICE JAIL FACILITY		22	5	19%	27
BROOKDALE PHILLIPPI CREEK			27	100%	27
SANTA BARBARA CARE CENTER		17	10	37%	27
EXPRESS CARE OF BELLEVIEW		27			27
MOBILE MEDICAL ASSOCIATES PL		9	18	67%	27
CENTRA CARE - SAND LAKE		1	25	96%	26
LOOP PEDIATRICS		22	4	15%	26
COLORADO DEPARTMENT OF HEALTH LABORATORY SERVICES DIVISION			26	100%	26
TGH URGENT CARE - RIVERVIEW			26	100%	26
RIVERHEAD URGENT CARE		25	1	4%	26
PULMONARY SPECIALISTS OF THE PALM BEACHES		16	10	38%	26
LAKE MARY - STIRLING CENTER SUITE 202			26	100%	26
MORTON PLANT HOSPITAL NURSING			26	100%	26
EASYCARE WALK-IN CLINIC		11	15	58%	26
JAMAICA HOSPITAL MEDICAL CENTER		24	2	8%	26
THE MINIER URGENT CARE		20	6	23%	26
WEST BROWARD CARE CENTER		24	2	8%	26
MONCRIEF ARMY HEALTH CLINIC			26	100%	26
PROFESSIONAL PEDIATRICS		24	2	8%	26
FLAGLER HOSPITAL INC	2		24	92%	26
FHMG-FLORIDA HOSPITAL MEDICAL GROUP		21	5	19%	26
STATEN ISLAND UNIVERSITY HOSPITAL-POUCH		26			26
PANCARE HEALTH - BAY COUNTY - YOUNGSTOWN		23	3	12%	26
PALM BEACH COUNTY FIRE RESCUE		24	2	8%	26
NIGHT LITE PEDIATRIC CENTER		10	16	62%	26
ROYAL PALM SENIOR RESIDENCE		26			26
DUVAL PHARMACY		21	5	19%	26
KEY PRIMARY CARE			26	100%	26
NATIONAL MENTOR HEALTHCARE LLC			26	100%	26
ADVENT HEALTH PARTIN SETTLEMENT HEALTH PARK		18	8	31%	26
WASHINGTON COUNTY HEALTH DEPARTMENT		14	12	46%	26
FAMILY EXTENDED CARE OF PUNTA GORDA		25			25
THE WATERMARK AT VISTAWILLA		25			25
ADVENT HEALTH CENTRA CARE - LAKE BUTLER BOULEVARD			25	100%	25
VETERANS AFFAIRS MEDICAL CENTER - NEW YORK HARBOR		24	1	4%	25
ST. CLOUD HOSPITAL		20	5	20%	25

# COVID-19: testing by laboratory

Data through Jan 23, 2021 verified as of Jan 24, 2021 at 09:25 AM

Data in this report are provisional and subject to change.

The numbers in the table below represent the number of Florida and non-Florida residents for whom test results were received by the Department of Health. A person can be tested by more than one laboratory and can have both positive and negative results. **Therefore, the sum of the numbers in each column will be larger than the total number of people tested.**

Reporting lab	Inconclusive	Negative	Positive	Percent positive	Total
WEINBERG VILLAGE		24	1	4%	25
EASTERN SHORE URGENT CARE		16	9	36%	25
PERDIDO URGENT CARE		1	24	96%	25
Lanier Rehab			25	100%	25
HEARTLAND HEALTHCARE AND REHAB CENTER		3	22	88%	25
COUNTY OF LOS ANGELES			25	100%	25
SANITAS		4	21	84%	25
ARCPOINT LABS OF FORT LAUDERDALE		25			25
FEDERAL PRISON CAMP PENSACOLA			25	100%	25
SAFARI PEDIATRICS PA		24	1	4%	25
WOMENS CARE FLORIDA LABORATORY		25			25
RJ LEE GROUP	1	23	1	4%	25
WELLMED AT NEW TAMPA		19	6	24%	25
ALABAMA CLINICS		12	13	52%	25
LABORATORY ALLIANCE OF CENTRAL NEW YORK		24	1	4%	25
EAST HILL MEDICAL GROUP		17	8	32%	25
UNIPATH		18	7	28%	25
URGENT CARE CENTER			25	100%	25
BOCA BIOLISTIC REFERENCE LAB			25	100%	25
ADVENT HEALTH - LAKE MARY PEDIATRICS		16	9	36%	25
HARBORCHASE OF WELLINGTON CROSSING		23	2	8%	25
FAMILY CARE PARTNERS		15	10	40%	25
BULLS HEAD URGENT CARE		25			25
ST PETER'S BENDER LABORATORY		25			25
WESTMINSTER WOODS ON JULINGTON CREEK		22	2	8%	24
ATRIA AT ST JOSEPHS		24			24
THE CHAPPEL GROUP RESEARCH		24			24
HERITAGE OAKS ASSISTED LIVING & MEMORY CARE		20	4	17%	24
AVENTIS BIO-SERVICES CTL		24			24
URGENT FAMILY CARE INC		21	3	13%	24
PANCARE HEALTH - BONIFAY K-8			24	100%	24
JOHNS HOPKINS CHILDREN'S HOSPITAL			24	100%	24
JOHN KNOX VILLAGE OF CENTRAL FLORIDA		20	4	17%	24
FAST PACE MEDICAL CLINIC		22	2	8%	24
MADWAR		19	5	21%	24
TARPON BAYOU CENTER			24	100%	24
TALLAHASSEE DEVELOPMENTAL CENTER☐		23	1	4%	24
SENIOR HEALTH OF WINTER PARK DUNDEE		24			24
WESTPAC LABS		1	23	96%	24
MINUTECLINIC DIAGNOSTIC OF RHODE ISLAND, LLC #212		24			24
VILLAGES REHABILITATION AND NURSING CENTER		24			24
LABORATORY DYNAMICS		20	4	17%	24
MADISON COUNTY MEMORIAL HOSPITAL LABORATORY		14	10	42%	24
GARDENS HEALTH NH LLC		24			24
PREMIER COMMUNITY HEALTHCARE GROUP INC		23	1	4%	24
MINUTECLINIC DIAGNOSTIC OF KANSAS, PA		22	2	8%	24
BROOKDALE CENTRE POINTE		24			24

# COVID-19: testing by laboratory

Data through Jan 23, 2021 verified as of Jan 24, 2021 at 09:25 AM

Data in this report are provisional and subject to change.

The numbers in the table below represent the number of Florida and non-Florida residents for whom test results were received by the Department of Health. A person can be tested by more than one laboratory and can have both positive and negative results. **Therefore, the sum of the numbers in each column will be larger than the total number of people tested.**

Reporting lab	Inconclusive	Negative	Positive	Percent positive	Total
ABL MEDICAL CARE LLC			24	100%	24
UR CARE FAMILY AND SPORTS MEDICINE			24	100%	24
WIREGRASS CLINIC LLC		19	5	21%	24
COURTYARDS OF ORLANDO		24			24
ASHTON PLACE	3	17	4	17%	24
PHYSICIANS PRIMARY CARE OF SW FLORIDA PL		24			24
WELLOW URGENT CARE		23	1	4%	24
REGENCY OAKS HEALTH CENTER		22	2	8%	24
HENNEPIN COUNTY MEDICAL CENTER (HCMC)		13	11	46%	24
VASSAR BROTHERS MEDICAL CENTER LABORATORY		23	1	4%	24
STATE LAB		2	21	91%	23
MED PLUS FLORENCE		19	4	17%	23
NORTH FLORIDA PEDIATRICS - JACKSONVILLE		21	2	9%	23
MADISON COUNTY MEMORIAL HOSP		12	11	48%	23
THE COMMONWEALTH OF MASSACHUSETTS			23	100%	23
SUNQUEST		3	20	87%	23
FAMILY CARE PARTNERS URGENT CARE LLC		17	6	26%	23
WEISS PEDIATRIC CARE LLC		16	7	30%	23
EGL GENETIC DIAGNOSTICS		1	22	96%	23
ST JOHNS COUNTY DETENTION CENTER		23			23
UF HEALTH NORTH JACKSONVILLE			23	100%	23
WUESTHOFF MEDICAL CENTER-MELBOURNE			23	100%	23
ADVANCED URGENT CARE		12	11	48%	23
NEW JERSEY		22	1	4%	23
WINDERMERE MEDICAL CENTER		19	4	17%	23
GASTROENTEROLOGY ASSOCIATES OF PENSACOLA PA		20	3	13%	23
GULFSIDE HOSPICE INC		20	3	13%	23
ISLAND COAST PEDIATRICS PA		22	1	4%	23
WEST VOLUSIA FAMILY AND SPORTS MEDICINE		23			23
PINELLAS INTERNAL MEDICINE ASSOCIATES		22	1	4%	23
UNIVERSITY HILLS HEALTH AND REHABILITATION CENTER		18	5	22%	23
BROOKDALE LAKE TAVARES		21	2	9%	23
MONTEFIORE NEW ROCHELLE HOSPITAL		22	1	4%	23
PARK WEST MEDICAL CENTER		22	1	4%	23
COLONY CARE CENTER		14	9	39%	23
EMERGENCY PHYSICIANS MEDICAL CENTER LLC		11	12	52%	23
PENSACOLA PEDIATRICS - PACE		16	7	30%	23
CHIPOLA MEDICAL ASSOCIATES		4	19	83%	23
ORANGE PARK PEDIATRICS		18	5	22%	23
NOBLE SENIOR LIVING		3	20	87%	23
SUMTER PEDIATRICS		21	2	9%	23
HUNT CLUB PEDIATRIC ASSOCIATES LLC		19	3	14%	22
RESIDENCE AT BAY VUE		21	1	5%	22
MOBILE DIVISION LABORATORY		7	15	68%	22
MARION PEDIATRICS PA		17	5	23%	22
EBEIDS MD PEDIATRICS		19	3	14%	22
EPIC REFERENCE LABS INC			22	100%	22

# COVID-19: testing by laboratory

Data through Jan 23, 2021 verified as of Jan 24, 2021 at 09:25 AM

Data in this report are provisional and subject to change.

The numbers in the table below represent the number of Florida and non-Florida residents for whom test results were received by the Department of Health. A person can be tested by more than one laboratory and can have both positive and negative results. **Therefore, the sum of the numbers in each column will be larger than the total number of people tested.**

Reporting lab	Inconclusive	Negative	Positive	Percent positive	Total
BRANDON COMMUNITY HEALTH CENTER		14	8	36%	22
UNION CHD		20	2	9%	22
TOTAL CARE PLUS LLC			22	100%	22
FINLAY C. LABORATORY		3	19	86%	22
COASTAL SKIN SURGERY AND DERMATOLOGY		15	7	32%	22
HOSPICE OF LAKE & SUMTER INC		22			22
SARASOTA MEMORIAL NURSING & REHABILITATION CTR		22			22
CHILDREN'S MEDICAL CENTER			22	100%	22
TEN HEALTHCARE		6	16	73%	22
FORT CAROLINE GARDENS, INC		20	2	9%	22
MILLENIA ADVANCED SCIENTIFIC LLC			22	100%	22
LAKELAND REGIONAL HEALTH PABLO		21	1	5%	22
WARDE MEDICAL LABORATORY		15	7	32%	22
LAKEVIEW HEALTH CARE SYSTEMS		8	14	64%	22
SUMMIT MEDICAL GROUP - 75 E NORTHFIELD		20	2	9%	22
BROWARD HEALTH IMPERIAL POINT NURSING			22	100%	22
SEAGRASS VILLAGE			22	100%	22
URGENT CARE USA			22	100%	22
APOLLO SURGERY CENTER		20	2	9%	22
GOOD SAMARITAN HOSPITAL LABORATORY		19	3	14%	22
MAYO CLINIC JACKSONVILLE		1	21	95%	22
MINUTE CLINIC, LLC DBA MINUTECLINIC #4505		21	1	5%	22
ALAN A SMITH MD LLC		21	1	5%	22
VIKOR SCIENTITIC			22	100%	22
ROCKLEDEGE REGIONAL MEDICAL CENTER		17	5	23%	22
FIRST CHOICE PEDIATRICS LOOP		20	2	9%	22
KEY WEST MEDICAL CENTER	1	20	1	5%	22
MERCY MEDICAL URGENT CARE CENTER INC		3	19	86%	22
SYNIVERSE WELLNESS CENTER		18	4	18%	22
HEALTHPARK MEDICAL CENTER ABG LAB		21	1	5%	22
FLORIDA PEDIATRICS		6	16	73%	22
BROOKDALE UNIVERSITY HOSPITAL		21	1	5%	22
DIACARTA INC.		22			22
AMERICAN ESOTERIC LABORATORIES		6	15	71%	21
LYSTER ACH FT RUCKER AL		18	3	14%	21
ARUP		20	1	5%	21
PALMETTO PEDIATRICS			21	100%	21
ADVENTHEALTH MEDICAL GROUP FAMILY MEDICINE		20	1	5%	21
PHYSICIANS STAT		2	19	90%	21
TAMPA BAY CONCIERGE DOCTOR, LLC		20	1	5%	21
ARTHREX MEDICAL CENTER		10	11	52%	21
BROOKWOOD BAPTIST MEDICAL CENTER		20	1	5%	21
ARDEN COURTS OF WINTER SPRINGS		18	3	14%	21
ELAN SPANISH SPRINGS		4	17	81%	21
RAPID RELIABLE TESTING NY LLC		19	2	10%	21
MD BEAUTY LABS, PA		20	1	5%	21
STEWART MELBOURNE HOSPITAL			21	100%	21

# COVID-19: testing by laboratory

Data through Jan 23, 2021 verified as of Jan 24, 2021 at 09:25 AM

Data in this report are provisional and subject to change.

The numbers in the table below represent the number of Florida and non-Florida residents for whom test results were received by the Department of Health. A person can be tested by more than one laboratory and can have both positive and negative results. **Therefore, the sum of the numbers in each column will be larger than the total number of people tested.**

Reporting lab	Inconclusive	Negative	Positive	Percent positive	Total
STEWARD MEDICAL GROUP INC			21	100%	21
SOUTHEASTERN OUTPATIENT SURGERY CENTER		20	1	5%	21
CLINICAL PATHOLOGY LABORATORIES SOUTHEAST			21	100%	21
PHYSICIANS CARE		18	3	14%	21
Summit Medical Group Westfield Lab		18	3	14%	21
PATHGROUP			21	100%	21
VIRTUA		17	4	19%	21
ST JUDE CHILDRENS RESEARCH HOSPITAL		21			21
SUNSHINE ASSISTED LIVING		21			21
NCHD		7	14	67%	21
PRIME CARE ONE LLC/HARBORCHASE OF VENICE			21	100%	21
TIFFANY LAKE CARE CENTERS INC		21			21
WELL-BEING MEDICAL CENTER PLLC		19	2	10%	21
LONG TERM CARE OF JAY, LLC			21	100%	21
PULSE MEDICAL GROUP INC			21	100%	21
FLORIDA PEDIATRIC GROUP PA		19	2	10%	21
GREEN GABLES ASSISTED LIVING FACILITY		21			21
NAPHCARE, INC.		11	10	48%	21
CENTRAL FLORIDA HEALTH CARE INC		2	19	90%	21
AMMON ANALYTICAL LABORATORIES		18	3	14%	21
INTERNATIONAL MEDICAL LABORATORY INC		21			21
UPMC CHAUTAUQUA AT WCA LABORATORY		20	1	5%	21
MINUTE CLINIC DIAGNOSTIC OF SC, LLC #75		20	1	5%	21
FLORIDA ATLANTIC UNIVERSITY		18	2	10%	20
CANTON-POTSDAM HOSPITAL LABORATORY		20			20
GLEN COVE HOSPITAL		20			20
INTERCOASTAL MEDICAL GROUP			20	100%	20
ROCKLEDGE FAMILY HEALTH			20	100%	20
ATLAN		18	2	10%	20
81ST MEDICAL GROUP			20	100%	20
THE TRADITION OF THE PALM BEACHES		19	1	5%	20
APOLLO HEALTH & REHABILITATION		15	5	25%	20
BAY PEDIATRICS PA		18	2	10%	20
ADVENT HEALTH CENTRA CARE - LAKE BUENA VISTA		1	19	95%	20
CARENOW - DOWNTOWN NORTH GULCH		20			20
MEDICAL EXPRESS CORP		18	2	10%	20
Baldwin Pediatrix		18	2	10%	20
CL BRUMBACK PRIMARY CARE CLINIC LANTANA		2	18	90%	20
MINUTECLINIC DIAGNOSTIC OF NORTH CAROLINA		20			20
CONNECTDX		5	15	75%	20
SOUTHCOR LABORATORY		2	18	90%	20
PALMS MEDICAL GROUP - LAKE CITY WEST		3	17	85%	20
MARYLAND DEPARTMENT OF HEALTH			20	100%	20
ENGLEWOOD HOSPITAL AND MEDICAL CENTER		16	4	20%	20
CARESPOT OF NOCATEE		1	19	95%	20
ACCESS 365 URGENT CARE		7	13	65%	20
PINES NURSING HOME		19	1	5%	20

# COVID-19: testing by laboratory

Data through Jan 23, 2021 verified as of Jan 24, 2021 at 09:25 AM

Data in this report are provisional and subject to change.

The numbers in the table below represent the number of Florida and non-Florida residents for whom test results were received by the Department of Health. A person can be tested by more than one laboratory and can have both positive and negative results. **Therefore, the sum of the numbers in each column will be larger than the total number of people tested.**

Reporting lab	Inconclusive	Negative	Positive	Percent positive	Total
HEALTHY MINORS, LLC.		20			20
LAKE PLACID HEALTH AND REHABILITATION			20	100%	20
MID FLORIDA PATHOLOGY LLC		19	1	5%	20
FLORIDA HOSPITAL LABS		11	9	45%	20
HENDRY REGIONAL CORPORATE HEALTH			20	100%	20
NOVANT HEALTH		15	5	25%	20
LAKE WORTH MANOR		19	1	5%	20
POINT OF CARE CLINICS PRIMARY CARE		20			20
ESTATES MEDICAL CENTER		12	8	40%	20
BETHESDA HEALTH PHYSICIAN GROUP INC			20	100%	20
BEST MEDICAL CENTER		11	9	45%	20
TGH MEDICAL GROUP LABORATORY CARROLLWOOD			20	100%	20
PONCE PLAZA NURSING & REHAB CENTER		4	16	80%	20
LONG TERM CARE OF GULF BREEZE LLC		17	3	15%	20
MINUTECLINIC, LLC #08366		15	5	25%	20
ADVENT HEALTH EXPRESS		9	11	55%	20
Wiregrass Rehabilitation Center and Nursing Home		20			20
REDITUS LABORATORIES			20	100%	20
MED HEALTH SERVICES		18	1	5%	19
ESOTERIX GENETIC LABORATORIES		16	3	16%	19
PRIMECARE OF DOTHAN-DALEVILLE CLINIC		14	5	26%	19
OHIO CVS STORES, LLC DBA		17	2	11%	19
HEALTH MED CENTERS		19			19
Kindred Hospital South Florida Hollywood SNU		18	1	5%	19
HARBOUR ISLAND PEDIATRICS		12	7	37%	19
Bon Secours Maria Manor		14	5	26%	19
NO NAME		8	11	58%	19
INTEGRATED REGIONAL LABORATORIES - LARGO			19	100%	19
TOTAL ACCESS URGENT CARE			19	100%	19
MIGUEL E TREVINO MD PA		16	3	16%	19
HUNTINGTON STATION URGENT CARE		18	1	5%	19
STUART REHABILITATION AND HEALTHCARE		5	14	74%	19
CARESPOT		1	18	95%	19
FLORIDA COMMUNITY HEALTH CENTER OF ST. LUCIE		1	18	95%	19
SEVEN RIVERS REGIONAL MEDICAL CENTER		5	14	74%	19
BAYVIEW MEDICAL		19			19
CARE 4 U MANAGEMENT, INC			19	100%	19
STONE WASH CLINICAL LABORATORIES		2	17	89%	19
HOLMES COUNTY HEALTH DEPARTMENT		12	7	37%	19
DCH REGIONAL MEDICAL CENTER LABORATORY		18	1	5%	19
NORTH FLORIDA / SOUTH GEORGIA VETERANS HEALTH SYSTEM			19	100%	19
SHORE MEMORIAL HOSPITAL		16	3	16%	19
PEDIATRIC ASSOCIATES AT ARGYLE PA		18	1	5%	19
OLIVE BRANCH HEALTH AND REHABILITATION CENTER			19	100%	19
PATHWAY PHARMACY		8	11	58%	19
HARMONY HEALTH OPCO, LLC		15	4	21%	19
BROOKDALE MANDARIN CENTRAL		6	13	68%	19

# COVID-19: testing by laboratory

Data through Jan 23, 2021 verified as of Jan 24, 2021 at 09:25 AM

Data in this report are provisional and subject to change.

The numbers in the table below represent the number of Florida and non-Florida residents for whom test results were received by the Department of Health. A person can be tested by more than one laboratory and can have both positive and negative results. **Therefore, the sum of the numbers in each column will be larger than the total number of people tested.**

Reporting lab	Inconclusive	Negative	Positive	Percent positive	Total
MAGNOLIA PEDIATRICS		2	17	89%	19
MEDEXPRESS - BLOOMIN BRANDS		4	15	79%	19
CAPE CORAL HOSPITAL ABG LABORATORY		10	9	47%	19
NANO HEALTH ASSOCIATES LLC		19			19
MINUTECLINIC DIAGNOSTIC OF MICHIGAN		17	2	11%	19
ASSISTED LIVING OF BROWARD		19			19
PENNSYLVANIA DEPARTMENT OF HEALTH BUREAU OF LABORATORIES			19	100%	19
FORT SANDERS REGIONAL LABORATORY		19			19
MIAMI CLINICAL RESEARCH CORP			19	100%	19
LAB INTERMARKET FACILITY LAB		1	18	95%	19
BAY STREET PHARMACY☐		18	1	5%	19
LIFE CARE CENTER OF JACKSONVILLE☐			19	100%	19
JEFFERSON K-12, A SOMERSET SCHOOL- CLINIC		16	3	16%	19
UNIV OF NORTH ALABAMA HEALTH CENTER		18	1	5%	19
MADISON CORE LABORATORIES		17	1	6%	18
M&V SAN JOSE MEDICAL CENTER			18	100%	18
PROFESSIONAL PARK PEDIATRICS PA			18	100%	18
MOORINGS PARK OAKSTONE AT GREY OAKS		17	1	6%	18
SUWANNEE COUNTY SHERIFF OFFICE		16	2	11%	18
LONG BEACH URGENT CARE		18			18
MEDEXPRESS URGENT CARE - BLOOMINGTON		16	2	11%	18
CCS - BROWARD COUNTY JAIL		18			18
CARDIOLOGY AND MEDICINE ASSOCIATES INC		18			18
MARQUES PEDIATRICS			18	100%	18
FAMILY CARE CYPRESS CREEK		1	17	94%	18
HARTFORD HOSPITAL ANCILLARY LAB		17	1	6%	18
MARION COUNTY HEALTH DEPARTMENT		17	1	6%	18
NORTH PINELLAS CHILDRENS MEDICAL CENTER			18	100%	18
UM MILLER SCHOOL OF MEDICINE			18	100%	18
TOTAL RENAL LABORATORIES INC		13	5	28%	18
TPCA CLINICAL LABORATORIES		15	3	17%	18
PREMIER URGENT CARE CENTER LLC			18	100%	18
DEPT OF VA MEDICAL CENTER - BAY PINES			18	100%	18
DAVID LAWRENCE CENTER		15	3	17%	18
CLERMONT ADVENTHEALTH CENTRA CARE			18	100%	18
HOWARD BEACH URGENT CARE		18			18
JACKSON NORTH MEDICAL CENTER		2	16	89%	18
HALIFAX HEALTH URGENT CARE		3	15	83%	18
AURORA DIAGNOSTICS		6	12	67%	18
BOZEMAN HEALTH DEACONESS HOSPITAL		13	5	28%	18
WALGREENS COVID-19		14	4	22%	18
ADVENTHEALTH MEDICAL GROUP FAMILY & INTERNAL		9	9	50%	18
GROWING TOGETHER PEDIATRICS, LLC		14	4	22%	18
GOOD SAMARITAN SOCIETY OF DAYTONA		16	2	11%	18
BUREAU OF PUBLIC HEALTH	1	1	16	89%	18
TIMBERLANE LODGE ALF	1	10	7	39%	18
MARATHON HEALTH FOR LIFE		16	2	11%	18

# COVID-19: testing by laboratory

Data through Jan 23, 2021 verified as of Jan 24, 2021 at 09:25 AM

Data in this report are provisional and subject to change.

The numbers in the table below represent the number of Florida and non-Florida residents for whom test results were received by the Department of Health. A person can be tested by more than one laboratory and can have both positive and negative results. **Therefore, the sum of the numbers in each column will be larger than the total number of people tested.**

Reporting lab	Inconclusive	Negative	Positive	Percent positive	Total
Salerno Bay Health & Rehabilitation Center		13	5	28%	18
ASURANCE SCIENTIFIC LABORATORIES		18			18
MORNINGSIDE MANOR & VILLA ADULT CARE C		18			18
DALE MEDICAL CENTER		13	5	28%	18
GENERAL INTERNAL MEDICINE MEDICAL CTR CLINIC		13	5	28%	18
IMA MEDICAL CENTER		7	11	61%	18
XPRESS WELLNESS URGENT CARE			18	100%	18
COLORADO DEPARTMENT OF PUBLIC HEALTH AND ENVIRONMENT			18	100%	18
Sovereign Laboratory Services, LLC		16	2	11%	18
OAKMONTE VILLAGE		17	1	6%	18
MARTHA'S HOUSE & ASSISTED LIVING FACILITY		18			18
BAY BREEZE HEALTH AND REHABILITATION CENTER		9	8	47%	17
TENNESSEE DEPARTMENT OF HEALTH		13	4	24%	17
MD NOW MEDICAL CENTERS INC			17	100%	17
ST ELIZABETH MEDICAL CENTER LABORATORY		16	1	6%	17
HELIX DIAGNOSTICS			17	100%	17
BAPTIST PRIMARY BLACK CREEK SOUTH			17	100%	17
GERALD J KIVETT MD		15	2	12%	17
REGENCY SQUARE MALL - SEARS		2	15	88%	17
BRIDGEWAY HEALTH CLINICS INC			17	100%	17
JESSIE TRICE COMMUNITY HEALTH SYSTEM, INC		1	16	94%	17
MARCO DRUGS AND COMPOUNDING		13	4	24%	17
ROYAL PALM MEDICAL GROUP, INC		17			17
HOLIDAY MEDICAL ASSOCIATES		1	16	94%	17
UVMMC MICROBIOLOGY		16	1	6%	17
ROSLYN URGENT CARE		17			17
COOPER HEALTHCARE		17			17
URGENT CARE AT LONGWOOD			17	100%	17
COMMONWEALTH OF MASSACHUSETTS			17	100%	17
COMPLETE HOME CARE OF THE PALM BEACHES LLC		16	1	6%	17
Z UROLOGY		17			17
ASCENSION ST VINCENT'S PRIMARY CARE			17	100%	17
HEALTHCARE NOW			17	100%	17
BIOREFERENCE LABORATORIES INC		3	14	82%	17
NEW YORK PRESBYTERIAN - ALLEN HOSPITAL		17			17
AMELIA ASSISTED LIVING FACILITY		17			17
ST. JUDES LABORATORIES		12	5	29%	17
ERIC C MARSHAL MD, PC DBA MINUTECLINIC		16	1	6%	17
KIVA AT CANTERBURY			17	100%	17
MICHELLE S PAGE MD PA		17			17
BAYCARE MEDICAL GROUP INC			17	100%	17
ALL PEDIATRIC CARE			17	100%	17
WINTER PARK FAMILY PRACTICE LLC		17			17
WALGREEN EASTERN CO, INC		17			17
COAST MED URGENT CARE		16	1	6%	17
Clearwater Center		8	9	53%	17
RESOLVE MOLECULAR DIAGNOSTICS		13	4	24%	17

# COVID-19: testing by laboratory

Data through Jan 23, 2021 verified as of Jan 24, 2021 at 09:25 AM

Data in this report are provisional and subject to change.

The numbers in the table below represent the number of Florida and non-Florida residents for whom test results were received by the Department of Health. A person can be tested by more than one laboratory and can have both positive and negative results. **Therefore, the sum of the numbers in each column will be larger than the total number of people tested.**

Reporting lab	Inconclusive	Negative	Positive	Percent positive	Total
JUPITER MEDICAL CENTER			17	100%	17
MID-FLORIDA PATHOLOGY, LLC		12	5	29%	17
CVS MINUTE CLINIC DIAGNOSTIC OF NORTH CAROL		13	4	24%	17
CONSOLIDATED LAB SERVICES		8	9	53%	17
URGENT CARE WEST CLINIC		14	3	18%	17
THE CANOPY AT HARPER LAKE	1		16	94%	17
FUNGAL REFERENCE LABORATORY		12	5	29%	17
OKEECHOBEE HEALTHCARE FACILITY			16	100%	16
JUST FOR KIDS PEDIATRICS		5	11	69%	16
OPTUMCARE SOUTH FLORIDA, LLC		11	5	31%	16
Lab MSMC Hialeah			16	100%	16
CAREHERE- LCS LEESBURG			16	100%	16
SRMC AVALON		9	7	44%	16
DIEGO FALLON MD PA		6	10	63%	16
BROOKDALE ST AUGUSTINE			16	100%	16
ST AUGUSTINE PLANTATION		1	15	94%	16
REGENEXX TAMPA BAY		14	2	13%	16
ADVENT HEALTH - ZEPHYRHILLS			16	100%	16
ROADS PEDIATRICS,LLC		14	2	13%	16
DARDEN WELLNESS CENTER		13	3	19%	16
LOVING CARE OF THE TREASURE COAST LLC	1	10	5	31%	16
LIGHTHOUSE PEDIATRICS OF NAPLES		12	4	25%	16
OCOEE PEDIATRICS		13	3	19%	16
MILLENNIUM PHYSICIAN GRP LLC NAPLES PINE RIDGE			16	100%	16
ST CATHERINE OF SIENA HOSPITAL		14	2	13%	16
HEALTH CENTRAL HOSPITAL			16	100%	16
ROWLETT MIDDLE ACADEMY		14	2	13%	16
KEYSTYLE LIVING LLC	1	15			16
ALBIBI		1	15	94%	16
CAREHERE LAKE SCHOOLS EMPLOYEE HEALTH CENTER		10	6	38%	16
JOSEPH MIGNOGNA		13	3	19%	16
MINUTECLINIC, LLC		13	3	19%	16
PRO HEALTH FAMILY PHYSICIANS, NYSTROM		16			16
MONROE COUNTY DETENTION CENTER			16	100%	16
MORRIS PARK URGENT CARE		13	3	19%	16
ARCPPOINT LABS OF WEST PALM BEACH			16	100%	16
MIRIMUS INC		1	15	94%	16
NEWYORK-PRESBYTERIAN/ LAWRENCE HOSPITAL LABORATORY		14	2	13%	16
FAMILY AND INTERNAL MEDICINE AT AVALON PARK		13	3	19%	16
GRACE MEDICAL HOME		12	4	25%	16
UAH STUDENT HEALTH CENTER		11	5	31%	16
MASSACHUSETTS GENERAL HOSPITAL		1	15	94%	16
ARDEN COURTS OF LELY PALMS		15	1	6%	16
HUNT CLUB MEDICAL		12	4	25%	16
CERON PEDIATRICS & INTEGRATIVE MEDICIN		16			16
FAST TRACK URGENT CARE CENTER - TYRONE			16	100%	16
MD PLUS URGENT CARE, LLC			16	100%	16

# COVID-19: testing by laboratory

Data through Jan 23, 2021 verified as of Jan 24, 2021 at 09:25 AM

Data in this report are provisional and subject to change.

The numbers in the table below represent the number of Florida and non-Florida residents for whom test results were received by the Department of Health. A person can be tested by more than one laboratory and can have both positive and negative results. **Therefore, the sum of the numbers in each column will be larger than the total number of people tested.**

Reporting lab	Inconclusive	Negative	Positive	Percent positive	Total
FLORIDA ENDOSCOPY & SURGERU CTR LLC		16			16
AESTHETIC ENHANCEMENTS		16			16
ADIRONDACK MEDICAL CENTER		16			16
SHELBY BAPTIST MEDICAL CENTER		11	5	31%	16
BONIFAY NURSING AND REHABILITATION CENTER			16	100%	16
MINUTECLINIC DIAGNOSTIC OF ILLINOIS L		14	2	13%	16
AVOW HOSPICE INC		16			16
ROBERT H JENKINS JR VETERANS' DOMICILIARY HOME OF		13	3	19%	16
XERA MED RESEARCH			16	100%	16
REHAB AND HEALTHCARE CENTER OF CAPE CORAL		16			16
ST VINCENT'S EAST		15	1	6%	16
CRUCIAL CARE		10	6	38%	16
CVS MINUTE CLINIC		1	15	94%	16
ROCKLAND URGENT CARE FAMILY HEALTH NP		16			16
URGENT CARE CLINIC OF LINCOLN		14	2	13%	16
ADVENT HEALTH MEDICAL GROUP- FAMILY MEDICINE AT DR. PHILIPS		11	5	31%	16
ALL FLORIDA FAMILY & SPORTS MEDICINE		15	1	6%	16
INTERNAL MEDICINE ASSOCIATES & SPECIALTIES INC		15	1	6%	16
MEDEXPRESS URGENT CARE LEWISBURG		15	1	6%	16
MINUTE CLINIC DIAGNOSTIC OF VIRGINIA		11	4	27%	15
HODGES CLUSTER		2	13	87%	15
MCWHORTER SCHOOL OF PHARMACY		15			15
ISLAND LAKE CENTER		4	11	73%	15
TRINITY MEDICAL ASSOCIATES LLC			15	100%	15
CENTER ONE SURGERY CENTER		11	4	27%	15
CHARLOTTE CHD PORT CHARLOTTE		12	3	20%	15
COASTAL FAMILY PRACTICE		8	7	47%	15
PANAMA CITY VITAS HOSPICE		15			15
BROOKDALE PENSACOLA		14	1	7%	15
49D2045214PHYSICIAN OFFICE-WAIVER-MEDEXPRESS URGENT CARE - HARRISONBU		6	9	60%	15
WAKULLA COUNTY HEALTH DEPARTMENT		5	10	67%	15
OCEANSIDE URGENT CARE		15			15
NOVANT HEALTH GOHEALTH URGENT CARE-HARRISBURG		8	7	47%	15
DEPT OF VA MED CENTE-WEST PALM BEACH			15	100%	15
HOLLEY-NAVARRE MEDICAL CLINIC		5	10	67%	15
BESSENT ROAD GROUP HOME		15			15
ROBERT WOOD JOHNSON UNIVERSITY HOSP		13	2	13%	15
MEADOWCREST MOLECULAR DIAGNOSTICS, LLC			15	100%	15
WELLINGTON FAMILY PRACTICE		13	2	13%	15
SIGNATURE HEALTHCARE OF ORANGE PARK		14	1	7%	15
SINAI HOSPITAL OF BALTIMORE		15			15
MINIMALLY INVASIVE VASCULAR INC		13	2	13%	15
PATHLINE			15	100%	15
EXPRESS FAMILY CARE LLC			15	100%	15
CENTERPLACE HEALTH		1	14	93%	15
WINSHIPS PHARMACY INC		15			15
SPEARHEAD MEDICAL			15	100%	15

# COVID-19: testing by laboratory

Data through Jan 23, 2021 verified as of Jan 24, 2021 at 09:25 AM

Data in this report are provisional and subject to change.

The numbers in the table below represent the number of Florida and non-Florida residents for whom test results were received by the Department of Health. A person can be tested by more than one laboratory and can have both positive and negative results. **Therefore, the sum of the numbers in each column will be larger than the total number of people tested.**

Reporting lab	Inconclusive	Negative	Positive	Percent positive	Total
COLLEGE POINT URGENT CARE		13	2	13%	15
ARDEN COURTS OF SARASOTA			15	100%	15
NORTHWEST FLORIDA SLEEP		1	14	93%	15
GLEN OAKS URGENT CARE		15			15
DIATHERIX		13	2	13%	15
MINUTECLINIC DIAGNOSTIC OF HAWAII LLC		14	1	7%	15
BAYCARE HEALTH SYSTEMS, LLC			15	100%	15
EASTLAKE PEDIATRICS - TRINITY		15			15
BROOKDALE BRANDON	1	14			15
FAMILY CARE CENTER OF ARLINGTON		10	5	33%	15
GENTIVA HEALTH SERVICES		13	2	13%	15
FLORIDA HOSPITAL WINTER GARDEN		13	2	13%	15
ORLANDO HEALTH		2	13	87%	15
Citymd Of Lacey		14	1	7%	15
MILTON 4707		15			15
TELEVISIT MALABAR PEDIATRICS		5	10	67%	15
CHILDRENS MEDICAL CENTER			15	100%	15
SOUTH CAROLINA DEPT OF HEALTH AND ENVIRONMENT CONTROL		2	13	87%	15
MINUTECLINIC DIAGNOSTIC OF TN PC #378		14	1	7%	15
TOTTENVILLE CIRCLE URGENT CARE		15			15
RAINBOW PEDIATRICS		1	14	93%	15
VALLEY IMMEDIATE CARE		13	2	13%	15
CLEARWATER EMPLOYEE HEALTH CLINIC		5	10	67%	15
CONCORD LIFE SCIENCES LLC		3	12	80%	15
GUARDANT HEALTH		11	4	27%	15
ATRIA WILLOW WOOD		13	1	7%	14
ST JOSEPH HOSPITAL		13	1	7%	14
ADVANCE URGENT CARE CENTER, LLC			14	100%	14
SUNLIFE PHARMACY		14			14
BENTON HOUSE OF PORT ORANGE		8	6	43%	14
WELLMED AT LAKE COPELAND		8	6	43%	14
STATMED OCALA			14	100%	14
EPIPHANY HEALTH		8	6	43%	14
MINUTE CLINIC DIAGNOSTIC OF NEW JERSEY		14			14
STATEN ISLAND UNIVERSITY HOSPITAL		13	1	7%	14
ST CLOUD MEDICAL GROUP		12	2	14%	14
Belleair Healthcare Center		8	6	43%	14
AUBURN COMMUNITY HOSPITAL		12	2	14%	14
MINUTECLINIC DIAGNOSTICS MEDICAL GROUP		13	1	7%	14
MINUTECLINIC, LLC, DBA MINUTECLINIC #5		11	3	21%	14
ISLAMORADA VILLAGE OF ISLANDS FIRE RESCUE		14			14
HEALTHFIRST ADVENT HEALTH CENTRA CARE COCOA BEACH			14	100%	14
FLUSHING HOSPITAL MEDICAL CENTER		11	3	21%	14
Wesley Place on Honeysuckle		12	2	14%	14
PROMEDICA LABORATORIES		11	3	21%	14
MULBERRY'S MOBILE PROVIDER SERVICES LLC□			14	100%	14
OSCEOLA ALF OPERATOR, LLC DBA□		14			14

# COVID-19: testing by laboratory

Data through Jan 23, 2021 verified as of Jan 24, 2021 at 09:25 AM

Data in this report are provisional and subject to change.

The numbers in the table below represent the number of Florida and non-Florida residents for whom test results were received by the Department of Health. A person can be tested by more than one laboratory and can have both positive and negative results. **Therefore, the sum of the numbers in each column will be larger than the total number of people tested.**

Reporting lab	Inconclusive	Negative	Positive	Percent positive	Total
LAKE CO EMPLOYEE HEALTH AND WELLNESS CENTER		13	1	7%	14
PRATTVILLE BAPTIST HOSPITAL		11	3	21%	14
BASSETTI & ASSOCIATES, MD, PA			14	100%	14
BAYLOR GENETICS		6	8	57%	14
SIGMUND LABS LLC		14			14
POLK CHD BARTOW		13	1	7%	14
ALAN L MELOTEK MD		14			14
RIVERSIDE COTTAGES AT THE SHORES, LLC			14	100%	14
NEW YORK METHODIST HOSPITAL		13	1	7%	14
MEDEMERGE		13	1	7%	14
MINUTECLINIC MINUTECLINIC #8746		14			14
Consulate Health Care of Jacksonville			14	100%	14
SOUTHEASTERN UNIVERSITY INC		14			14
BAPTIST MEDICAL CENTER EAST		11	3	21%	14
BOCA SIMON		2	12	86%	14
BAYFRONT HMA CONVENIENT CARE, LLC		2	12	86%	14
GRAND VILLA OF ST. PETERSBURG		12	2	14%	14
CLEVELAND CLINIC FLORIDA		1	13	93%	14
WALK IN URGENT CARE			14	100%	14
MEDEXPRESS URGENT CARE, MOON TOWNSHIP		13	1	7%	14
MACKOUL PEDIATRICS FORT MYERS			14	100%	14
ASTORIA HEALTH AND REHABILITATION CENTER		13	1	7%	14
CLEVELAND CLINIC			14	100%	14
NORTHWESTERN MEMORIAL HOSPITAL			14	100%	14
BIO-TECH CLINICAL LABORATORIES INC		14			14
KRYSTAL BAY NURSING AND REHABILITATION		10	4	29%	14
FLORIDA DEPARTMENT OF HEALTH IN HILLSBOROUGH COUNTY			14	100%	14
BVL PEDIATRICS		14			14
THE LODGE AND REHABILITATION CENTER		6	8	57%	14
ORANGE REGIONAL MEDICAL CENTER LABORATORY		10	3	23%	13
SOUTH NASSAU COMMUNITIES HOSPITAL		10	3	23%	13
SONATA BOYNTON BEACH		12	1	8%	13
BLOUNT MEMORIAL HOSPITAL		12	1	8%	13
FORT HAMILTON URGENT CARE		13			13
JOSEPH SCHENKER MD PC DBA CENTERS URGENT		11	2	15%	13
CVS MINUTE CLINIC DIAGNOSTIC OF TEXAS LLC		10	3	23%	13
FLORIDA STATE HOSPITAL			13	100%	13
BRYAN WHITFIELD MEMORIAL HOSPITAL		8	5	38%	13
PARKWEST MEDICAL CENTER		11	2	15%	13
BROOKLYN HOSPITAL CENTER DOWNTOWN CAMPUS		13			13
MAINSTREET FAMILY SELECT		1	12	92%	13
ROCKLEDGE		3	10	77%	13
CORE LABORATORY		1	12	92%	13
LUCID DIAGNOSTICS LABS			13	100%	13
GRAND VILLA OF DELAND		9	4	31%	13
URGENT TEAM		10	3	23%	13
SPRINGWOOD COURT		8	5	38%	13

# COVID-19: testing by laboratory

Data through Jan 23, 2021 verified as of Jan 24, 2021 at 09:25 AM

Data in this report are provisional and subject to change.

The numbers in the table below represent the number of Florida and non-Florida residents for whom test results were received by the Department of Health. A person can be tested by more than one laboratory and can have both positive and negative results. **Therefore, the sum of the numbers in each column will be larger than the total number of people tested.**

Reporting lab	Inconclusive	Negative	Positive	Percent positive	Total
LAKE COUNTY SCHOOLS EMPLOYEE HEALTH CENTER		6	7	54%	13
EAR NOSE AND THROAT ASSOCIATES OF MANATEE, P.A.		10	3	23%	13
SOUTHEAST FAMILY HEALTHCARE CENTER			13	100%	13
UNIVERSITY HOSPITAL UC HEALTH		9	4	31%	13
BAPTIST MEMORIAL HEALTH CARE		11	2	15%	13
UNIVERSITY LAB			13	100%	13
DYNAMIC DNA LAB		1	12	92%	13
BROOKDALE DELAND			13	100%	13
ESCAMBIA COMMUNITY CLINIC		2	11	85%	13
FORT WALTON BEACH DEVELOPMENTAL CENTER		12	1	8%	13
IN-OFFICE LAB		12	1	8%	13
CROSS CARE CENTER			13	100%	13
SILVER LAKE PEDIATRICS PA		11	2	15%	13
CARILLON SPORTS AND FAMILY MEDICINE		9	4	31%	13
MINUTECLINIC DIAGNOSTIC OF PENNSYLVANI		13			13
MINUTECLINIC DIAGNOSTIC OF RHODE ISLAND, LLC #590		12	1	8%	13
KIVA AT CANTERBURY, LLC		13			13
UC HEALTH UNIVERSITY HOSPITAL		11	2	15%	13
ANYLABTESTNOW			13	100%	13
TEXAS DEPARTMENT OF STATE HEALTH SERVICES		3	10	77%	13
BARTON FAMILY PRACTICE		7	6	46%	13
EAR NOSE & THROAT ASSOCIATES OF MANATEE PA		13			13
CUSTEAD CARE CENTER HAVEN HOSPICE		12	1	8%	13
Sunnyside Care Center		13			13
ODYSSEY HEALTHCARE OF MARION COUNTY, LLC		13			13
OPIS ISLAND LAKE CENTER		13			13
BODYK		9	4	31%	13
MEDEXPRESS URGENT CARE - ROBINSON TWP, STEUBENVILLE PIKE		11	2	15%	13
PHELPS HOSPITAL LABORATORY		11	2	15%	13
SHELBY COUNTY HEALTH CARE CORPORATION		10	3	23%	13
MONTEFIORE ST LUKE'S CORNWALL HOSPITAL		10	3	23%	13
HUDSON VALLEY HOSPITAL CENTER LABORATORY		12	1	8%	13
VILLA OF KINGS AND QUEENS OF DELRAY		13			13
CLINICAL LABORATORY SERVICES			13	100%	13
BAYA URGENT CARE LLC		1	12	92%	13
D W MCMILLAN MEMORIAL HOSPITAL		4	9	69%	13
MAITLAND PRIMARY CARE		9	4	31%	13
CAREATC			13	100%	13
DAVITA DIALYSIS		4	9	69%	13
APPLE DIAGNOSTICS LAB		5	7	58%	12
LONG ISLAND JEWISH VALLEY STREAM		12			12
PREMIUM HEALTH SERVICES OF TAMPA BAY LLC		9	3	25%	12
BHA CENTRAL COUNTY CLINIC		1	11	92%	12
OHIO STATE UNIVERSITY MEDICAL CENTER			12	100%	12
ACADIAN DIAGNOSTIC LABORATORIES		8	4	33%	12
FAMILY CARE			12	100%	12
ADVENT HEALTH - KISSIMMEE		3	9	75%	12

# COVID-19: testing by laboratory

Data through Jan 23, 2021 verified as of Jan 24, 2021 at 09:25 AM

Data in this report are provisional and subject to change.

The numbers in the table below represent the number of Florida and non-Florida residents for whom test results were received by the Department of Health. A person can be tested by more than one laboratory and can have both positive and negative results. **Therefore, the sum of the numbers in each column will be larger than the total number of people tested.**

Reporting lab	Inconclusive	Negative	Positive	Percent positive	Total
MINUTECLINIC #8699		9	3	25%	12
PANCARE HEALTH - WEWA ELEMENTARY			12	100%	12
PRIMARY CARE MEDICINE	1	10	1	8%	12
UHEALTH AT FISHER ISLAND			12	100%	12
PROHEALTH CARE ASSOCIATES MOBILE		9	3	25%	12
Jupiter Medical Center Pavilion		11	1	8%	12
OCALA OAKS REHABILITATION CENTER		7	5	42%	12
WOODHOUSE INC		12			12
SUWANNEE COUNTY JAIL		11	1	8%	12
MELBOURNE FAMILY PRACTICE		11	1	8%	12
MI2297090CV HOLLAND-23D2189684		12			12
BOCA SIMON LAB		1	11	92%	12
MINUTECLINIC DIAGNOSTIC PA		11	1	8%	12
ORANGE PEDIATRICS			12	100%	12
BRADFORD COUNTY HEALTH DEPARTMENT		12			12
WACO HHSSURGEWACO	1	10	1	8%	12
WORLD WRESTLING ENTERTAINMENT			12	100%	12
COMMUNITY HEALTH OF SOUTH FLORIDA INC			12	100%	12
NORTHWEST FLORIDA ENT, PA		5	7	58%	12
WALGREEN		4	8	67%	12
LEON CHD		12			12
FLORIDA DEPT OF HEALTH		4	8	67%	12
SUMMIT ATLANTIC SURGERY CENTER		12			12
IREPERTOIRE_MOL_LAB		12			12
COMPREHENSIVE CHILDCARE ASSOCIATES		8	4	33%	12
Lady Lake Specialty Care			12	100%	12
TNC WALK IN CLINIC		9	3	25%	12
MINUTECLINIC DIAGNOSTIC OF NORTH CAROLINA PC		10	2	17%	12
FAMILY MEDICINE AT LONGWOOD			12	100%	12
MI CASA DORADA ASSISTED LIVING FACILIT		12			12
MERCY MEDICAL CENTER		5	7	58%	12
TLC FAMILY CARE HOME INC		12			12
LIFE CARE OF PORT SAINT LUCIE		3	9	75%	12
FAMILY HEALTH CENTER			12	100%	12
THE PLAZA AT PARKSQUARE		12			12
CARENOW URGENT CARE-BRENTWOOD		8	4	33%	12
ACCESS MEDICAL CENTER			12	100%	12
WELLMED AT PLANT CITY		8	4	33%	12
LAB UNKNOWN		1	11	92%	12
PBSO WEST PALM FAMILY PRACTICE		1	11	92%	12
ROSS MEDICAL GROUP			12	100%	12
ALWAYS BEST CARE SENIOR SERVICES		10	2	17%	12
STEWART MELBOURNE HOSPITAL, INC	1		11	92%	12
RAINBOW PEDIATRIC CENTER		2	10	83%	12
MINUTECLINIC, LLC, DBA MINUTECLINIC #2544		11	1	8%	12
GLEN OAKS HEALTH AND REHABILITATION CENTER			12	100%	12
FHCP-PORT ORANGE		3	9	75%	12

# COVID-19: testing by laboratory

Data through Jan 23, 2021 verified as of Jan 24, 2021 at 09:25 AM

Data in this report are provisional and subject to change.

The numbers in the table below represent the number of Florida and non-Florida residents for whom test results were received by the Department of Health. A person can be tested by more than one laboratory and can have both positive and negative results. **Therefore, the sum of the numbers in each column will be larger than the total number of people tested.**

Reporting lab	Inconclusive	Negative	Positive	Percent positive	Total
INNOVATIVE RESEARCH OF WEST FLORIDA		9	3	25%	12
FLORIDA PRESBYTERIAN HOMES INC		11	1	8%	12
NAPLES GREEN VILLAGE		12			12
LAKES DIALYSIS CENTER INC			12	100%	12
MERIDIAN AT WATERWAYS, THE		10	2	17%	12
ST PETER'S UNIVERSITY HOSPITAL		9	3	25%	12
UTAH DEPARTMENT OF HEALTH			12	100%	12
SUNSHINE PEDIATRICS OF CENTRAL FLORIDA PL		10	2	17%	12
BROWARD DIALYSIS			12	100%	12
METHODIST MEDICAL CENTER		9	3	25%	12
VERITAS RESEARCH CORP			12	100%	12
VALDOSTA FAMILY MEDICINE			11	100%	11
LAKE INTERNAL MEDICINE ASSOCIATES PA		9	2	18%	11
SAMARITAN MEDICAL CENTER		11			11
DESOTO HEALTH AND REHAB LLC		7	4	36%	11
ALCOVE ASSISTED LIVING FACILITY		11			11
THE TERRACE OF SAINT CLOUD		9	2	18%	11
WATSON HEALTHCARE		8	3	27%	11
BIOTECH CLINICAL LABORATORIES, INC.		1	10	91%	11
GENESIS		7	4	36%	11
SOUTHEASTERN LABORATORY			11	100%	11
WHITE-WILSON MEDICAL CENTER		11			11
CARLOS PORTU MD, PLLC			11	100%	11
REDMED CLINIC OF ARLINGTON		10	1	9%	11
ORCHID COVE		2	9	82%	11
NIGHT LITE PEDIATRICS CENTER, LLC		1	10	91%	11
CARE HERE		1	10	91%	11
UNIVERSITY CENTRA CARE		10	1	9%	11
MINUTECLINIC DIAGNOSTIC OF SOUTH CAROL		9	2	18%	11
FIRST CHOICE PEDIATRICS INC		10	1	9%	11
JOSEF SCHENKER MD PC		11			11
ELITE HOME HEALTH SERVICES		11			11
MINUTECLINIC DIAGNOSTIC MEDICAL GROUP		10	1	9%	11
EMERALD COAST PEDIATRICS			11	100%	11
HORIZON MEDICAL GROUP		9	2	18%	11
DMH STEINHATCHEE FAMILY MEDICINE		8	3	27%	11
WANTAGH URGENT CARE		8	3	27%	11
MORTON PLANT MEASE			11	100%	11
SEMORAN FAMILY HEALTH LLC		10	1	9%	11
BAPTIST PRIMARY CARE PONTE VEDRA		6	5	45%	11
LAKELAND HILLS CENTER		4	7	64%	11
MOUNT DORA PEDIATRICS		9	2	18%	11
DOCTORS MEDICAL CENTER OF WALTON COUNTY CLINIC			11	100%	11
MEDICAL CENTER AFFILIATES WEST PALM			11	100%	11
NOVALIFE MEDSPA			11	100%	11
BELLEVUE HOSPITAL CENTER DEPARTMENT		11			11
PINELLAS COUNTY HEALTH DEPARTMENT		2	9	82%	11

# COVID-19: testing by laboratory

Data through Jan 23, 2021 verified as of Jan 24, 2021 at 09:25 AM

Data in this report are provisional and subject to change.

The numbers in the table below represent the number of Florida and non-Florida residents for whom test results were received by the Department of Health. A person can be tested by more than one laboratory and can have both positive and negative results. **Therefore, the sum of the numbers in each column will be larger than the total number of people tested.**

Reporting lab	Inconclusive	Negative	Positive	Percent positive	Total
NORTHERN WESTCHESTER HOSPITAL LABORATORY		9	2	18%	11
MINUTECLINIC DIAGNOSTIC OF MICHIGAN PC		10	1	9%	11
ADVENTHEALTH MEDICAL GROUP CARE CLINIC AT		8	3	27%	11
FAMILY PRACTICE ON THE GO		6	5	45%	11
AIM LABORATORIES			11	100%	11
NOMI HEALTH LAB SERVICES LLC			11	100%	11
ARDEN COURTS OF PALM HARBOR			11	100%	11
MHHS All Lab Subsection		11			11
INN AT LAKE SEMINOLE SQUARE, THE		11			11
GADSDEN REGIONAL MEDICAL CENTER		11			11
CARINGTON MANOR		11			11
AVENTURA HOSPITAL AND MEDICAL CENTER			11	100%	11
QUOTIENT SCIENCES LABS LLC			11	100%	11
UMHC/SYLVESTER AT KENDALL		1	10	91%	11
CARESPOT EXPRESS HEALTHCARE			11	100%	11
TELEVISIT PALM BAY FAMILY PRACTICE		9	2	18%	11
LEHIGH VALLEY HOSPITAL		3	8	73%	11
JFK MEDICAL CENTER NORTH LAB		1	10	91%	11
St. Annes Nursing Center, St. Annes Residence, Inc.		11			11
SENIOR HOME CARE INC		11			11
WINTER PARK CARE AND REHABILITATION			11	100%	11
PALM BEACH PATHOLOGY		9	2	18%	11
INTERMOUNTAIN CENTRAL LAB		1	10	91%	11
MC DIAGNOSTIC OF CONNECTICUT, PC #775		10	1	9%	11
PREMIER LABORATORY SERVICES, LLC		5	6	55%	11
BROOKDALE DESTIN		1	10	91%	11
NASSAU COUNTY JAIL		10	1	9%	11
WOODLAND TOWERS		6	5	45%	11
PRIMECARE ACQUISITION FAMILY PRACTICE INC		11			11
VIRTUA WEST JERSEY HOSPITAL VOORHEES		9	2	18%	11
CARE FAST MURABELLA		7	4	36%	11
MEDEXPRESS URGENT CARE-ALTOONA		9	2	18%	11
TREASURE COAST URGENT CARE			11	100%	11
MEADOWCREST FAMILY PHYSICIANS PA			11	100%	11
TROPICANA		5	6	55%	11
Terrace of Jacksonville			10	100%	10
GRACE WELLNESS CENTER		3	7	70%	10
NURSING PLUS OF BROWARD LLC		1	9	90%	10
LAKE BALDWIN CBOC		9	1	10%	10
MOSOLF PEDIATRICS			10	100%	10
CREATIVE TESTING SOLUTIONS		3	7	70%	10
VASCONCELLO COHEN MD PA		9	1	10%	10
KIDSVILLE PEDIATRICS			10	100%	10
BAYCARE MEDICAL GROUP INC			10	100%	10
BOCA RATON REGIONAL HOSPITAL LAB			10	100%	10
BEAUMONT LABORATORY			10	100%	10
LAKEWOOD RANCH MEDICAL CENTER CLINICAL LAB			10	100%	10

# COVID-19: testing by laboratory

Data through Jan 23, 2021 verified as of Jan 24, 2021 at 09:25 AM

Data in this report are provisional and subject to change.

The numbers in the table below represent the number of Florida and non-Florida residents for whom test results were received by the Department of Health. A person can be tested by more than one laboratory and can have both positive and negative results. **Therefore, the sum of the numbers in each column will be larger than the total number of people tested.**

Reporting lab	Inconclusive	Negative	Positive	Percent positive	Total
SAVANNAH MANOR ASSISTED LIVING COMMUNITY			10	100%	10
NORTH OKALOOSA PHYSICIAN GROUP		10			10
HCR MANORCARE		10			10
MEDEXPRESS URGENT CARE CHARLESTON		6	4	40%	10
ADVENT HEALTH - WINTER HAVEN		6	4	40%	10
BROWARD HEALTH CARE			10	100%	10
CBC LAB		3	7	70%	10
HAVEN HOSPICE			10	100%	10
VITALANT		1	9	90%	10
COVANCE CENTRAL LABORATORY			10	100%	10
Maury Regional Hospital		6	4	40%	10
PARROTT MEDICAL CLINIC			10	100%	10
CVS TN5639POCT FARRAGUT		9	1	10%	10
CORONA PATHOLOGY		10			10
WEEMS MEMORIAL HOSPITAL		7	3	30%	10
PANCARE HEALTH - VERNON ELEMENTARY			10	100%	10
PROMEDICA SENIOR LIVING		9	1	10%	10
ONEIDA HEALTHCARE CENTER		8	2	20%	10
Hackensack Umc Mountainside		9	1	10%	10
PBC PREMIER FAMILY HEALTH			10	100%	10
ADVENTHEALTH MEDICAL GROUP		9	1	10%	10
ST JOSEPH'S HOSPITAL LABORATORY			10	100%	10
PRIMECARE AT PORT ORANGE			10	100%	10
TENNESSEE DEPARTMENT OF HEALTH (TDH) - CENTRAL LABORATORY		2	8	80%	10
St Joseph's Hospital & Medical Center		9	1	10%	10
ARNOT OGDEN MEDICAL CENTER LABORATORY		10			10
ILLINOIS DEPT OF PUBLIC HEALTH LAB - SPRINGFIELD			10	100%	10
MIRIMUS CLINICAL LABS		3	7	70%	10
MEDEXPRESS URGENT CARE PARKERSBURG		8	2	20%	10
CORNER OAK ESTATE LLC		10			10
Hialeah Nursing And Rehabilitation Center		6	4	40%	10
ISLAND COAST PEDIATRICS IN-HOUSE LAB		10			10
FAMILY MEDICINE AT HUNTERS CREEK		10			10
WATSON THERAPEUTICS INC		1	9	90%	10
ASSOCIATES MD CYPRESS CREEK			10	100%	10
EMERALD COAST HOSPICE - CRESTVIEW		10			10
SONORAN DESERT PATHOLOGY ASSOCIATES			10	100%	10
BROOKDALE PANAMA CITY		9	1	10%	10
ELTINGVILLE CIRCLE URGENT CARE		10			10
EP MEDICAL EQUIPMENT PHARMACY		9	1	10%	10
COMMUNITY HEALTH CENTER		2	8	80%	10
VETERNANS ADMINISTRATION			10	100%	10
BENTLEY VILLAGE II		1	9	90%	10
AMBRY GENETICS CORPORATION		10			10
CRESTVIEW IMMEDIATE CARE LL			10	100%	10
APPALACHIAN REGIONAL HEALTHCARE SYSTEM		10			10
MINUTECLINIC DIAGNOSTIC OF TN, PC 374		6	4	40%	10

# COVID-19: testing by laboratory

Data through Jan 23, 2021 verified as of Jan 24, 2021 at 09:25 AM

Data in this report are provisional and subject to change.

The numbers in the table below represent the number of Florida and non-Florida residents for whom test results were received by the Department of Health. A person can be tested by more than one laboratory and can have both positive and negative results. **Therefore, the sum of the numbers in each column will be larger than the total number of people tested.**

Reporting lab	Inconclusive	Negative	Positive	Percent positive	Total
MEDEXPRESS URGENT CARE - SEMINOLE SQUAU		9	1	10%	10
ALABAMA DEPARTMENT OF PUBLIC HEALTH		1	9	90%	10
LAKE NONA MEDICAL SERVICES		3	7	70%	10
NEW JERSEY DEPARTMENT OF HEALTH COMMUNICABLE DISEASE SERVICE		3	7	70%	10
MEDEXPRESS URGENT CARE - TIMBERLAKE		10			10
MEYER PEDIATRICS CHTD		10			10
PRORENATA LABS		2	8	80%	10
WELLMED AT SOUTH PARSONS		8	2	20%	10
MEDEX REGIONAL LABORATORIES LLC		1	9	90%	10
URGENT CARE CENTER AT PINNACLE		4	6	60%	10
MEDICAL LABORATORY DIAGNOSTICS			10	100%	10
CARENOW URGENT CARE - EAST NASHVILLE		8	2	20%	10
OPTIMAL CARE PEDIATRICS			9	100%	9
PRECISION GENETICS			9	100%	9
MISSOURI DEPARTMENT OF HEALTH AND SENIOR SERVICES			9	100%	9
RICHMOND UNIVERSITY MEDICAL CENTER		7	2	22%	9
MEDEXPRESS URGENT CARE - WINCHESTER GATEWAY		7	2	22%	9
GNT ASSOCIATES		8	1	11%	9
WINDSOR OF SAN PABLO, THE		6	3	33%	9
MEDEXPRESS URGENT CARE- MARYLAND		8	1	11%	9
BUENA VIDA ESTATES			9	100%	9
CLAYMED OF NORTH FLORIDA			9	100%	9
URGENT CARE & FAMILY PRACTICE CENTER			9	100%	9
FIRST CHOICE PEDIATRICS WINTER SPRINGS		9			9
MAINSTREET FAMILY CARE			9	100%	9
RIVERSIDE MEDICAL GROUP		8	1	11%	9
CHEMISYS LABORATORIES		1	8	89%	9
WADSWORTH CENTER - DAVID AXELROD INSTITUTE		8	1	11%	9
TMH PHYSICIAN PARTNERS - MONTICELLO		8	1	11%	9
PATEL MEDICAL VENTURES		8	1	11%	9
AEGIS MEDICAL GROUP			9	100%	9
OPTIONS FOR SENIORS INC DBA PALM KREST MANOR		7	2	22%	9
BAYFRONT HEALTH ST PETERSBURG		8	1	11%	9
NEMOURS CHILDREN'S PRIMARY CARE VERO BEACH			9	100%	9
CARENOW URGENT CARE-MT JULIET		8	1	11%	9
GULFCOAST PEDIATRICS		9			9
RHODE ISLAND DEPARTMENT OF HEALTH			9	100%	9
STATEN ISLAND UNIVERSITY HOSPITAL SEGUINE AVE		9			9
AVALON FAMILY RESORT ASSISTED LIVING LLC		9			9
MONROE COUNTY HOSPITAL		6	3	33%	9
UNAVAILABLE/UNKNOWN/NO INFORMATION FOUND			9	100%	9
WESTCHESTER GENERAL HOSPITAL BLOOD GAS LAB			9	100%	9
MAIMONIDES MEDICAL CENTER		6	3	33%	9
NORTHWEST FLORIDA COMMUNITY HOSPITAL LABORATORY		8	1	11%	9
ADVENTHEALTH MEDICAL GROUP PULMONOLOGY		8	1	11%	9
NATURE COAST REGIONAL MEDICAL CENTER			9	100%	9
MIDMICHIGAN MEDICAL CENTER			9	100%	9

# COVID-19: testing by laboratory

Data through Jan 23, 2021 verified as of Jan 24, 2021 at 09:25 AM

Data in this report are provisional and subject to change.

The numbers in the table below represent the number of Florida and non-Florida residents for whom test results were received by the Department of Health. A person can be tested by more than one laboratory and can have both positive and negative results. **Therefore, the sum of the numbers in each column will be larger than the total number of people tested.**

Reporting lab	Inconclusive	Negative	Positive	Percent positive	Total
PEDIATRIC HEALTH CARE ALLIANCE			9	100%	9
HIGH TOWER ALF LLC		8	1	11%	9
CVS PHARMACY NO 274		9			9
MICHAEL A VENAZIO MD		7	2	22%	9
CHILDREN'S HEALTH CENTER INC.		7	2	22%	9
PBC FIREFIGHTER BENEFIT FUND WELLNESS CENTER		1	8	89%	9
NORTHSHORE UNIVERSITY HEALTHSYSTEM EVANSTON HOSPITAL LAB			9	100%	9
GENEXPERT			9	100%	9
BAYONET POINT HOSPITAL			9	100%	9
BLOCK NATION CHASE		4	5	56%	9
ORANGE PARK PEDIATRIC ASSOCIATES		1	8	89%	9
NATIONAL GENETICS INST LABCORP		4	5	56%	9
LAKEVIEW HEALTH SYSTEMS			9	100%	9
EAST HILL PHARMACY		5	4	44%	9
ACCESS PHARMACY		9			9
MICHIGAN DEPARTMENT OF COMMUNITY HEALTH		1	8	89%	9
FLORIDA MEDICAL CLINIC - MULTI SPECIALTY CAMPUS		2	7	78%	9
URGENT CARE USA LLC		1	8	89%	9
LPG PEDIATRICS AT PAGE FIELD		9			9
MOLECULAR PATHOLOGY LABORATORY			9	100%	9
AMERICAN HEALTH ASSOCIATES INC		1	8	89%	9
MINUTECLINIC DIAGNOSTIC OF LOUISIANA		8	1	11%	9
CENTRAL FLORIDA PEDIATRIC URGENT CARE LLC		7	2	22%	9
WELLMED AT PORT ST LUCIE WEST		6	3	33%	9
VILLAGE PLACE HEALTH AND REHAB		9			9
SAMARITAN HOSPITAL LABORATORY		8	1	11%	9
JOSEF SCHENKER MD PC DBA CENTERS URGENT		8	1	11%	9
MINUTE CLINIC LLC #1448		8	1	11%	9
MINUTECLINIC DIAGNOSTIC OF TN PC #566		8	1	11%	9
CVS MINUTE CLINIC DIAGNOSTIC OF WISCONSIN		9			9
PERSONAL PEDIATRICS PA		7	2	22%	9
ADVENT HEALTH CENTRA CARE - ORANGE LAKE		1	8	89%	9
LOREY ALF		9			9
OUR HOME AT BEACON HILL			9	100%	9
MEDEXPRESS URGENT CARE - LAFAYETTE		8	1	11%	9
CONSULATE HEALTH CARE OF PENSACOLA			9	100%	9
ANY LAB TEST NOW INC			9	100%	9
OMNI			9	100%	9
STEINHATCHEE DRUGS		6	3	33%	9
DOT DOC SARASOTA		8	1	11%	9
LAKE NONA MEDICAL SERVICE LLC		9			9
GATTOLINE ENTERPRISES, INC. DBA FAMILY CARE PHARMACY		5	4	44%	9
THE VILLAGES HEALTH		5	4	44%	9
PLYMOUTH HARBOR INCORPORATED		9			9
SURGERY CENTER OF CORAL GABLES LLC,THE		8	1	11%	9
COLLIER COUNTY JAIL		9			9
PINELLAS 1 HOME HEALTH CARE CORP		9			9

# COVID-19: testing by laboratory

Data through Jan 23, 2021 verified as of Jan 24, 2021 at 09:25 AM

Data in this report are provisional and subject to change.

The numbers in the table below represent the number of Florida and non-Florida residents for whom test results were received by the Department of Health. A person can be tested by more than one laboratory and can have both positive and negative results. **Therefore, the sum of the numbers in each column will be larger than the total number of people tested.**

Reporting lab	Inconclusive	Negative	Positive	Percent positive	Total
GCPM MANUAL MICROBIOLOGY		1	8	89%	9
PUTNAM COUNTY EMERGENCY RESCUE SERVICE		5	3	38%	8
ADVENT HEALTH - FOUR CORNERS ER		8			8
WHITE SANDS OUTPATIENT SERVICES (WSOP SERVICES LLC		8			8
ROSECASTLE			8	100%	8
MEDEXPRESS URGENT CARE-KATY		5	3	38%	8
DIXIE COUNTY HEALTH DEPARTMENT		6	2	25%	8
ROBERT WOOD JOHNSON HOSPITAL		7	1	13%	8
CIGNA ONSITE HEALTH LLC		2	6	75%	8
MEDEXPRESS URGENT CARE, BUTLER		5	3	38%	8
SHERMAN-ABRAMS LABORATORY INC		7	1	13%	8
MID FLORIDA PRIMARY CARE PA		5	3	38%	8
CROSSROADS URGENT CARE, PLLC		8			8
CVS MINUTE CLINIC DIAGNOSTIC MED GRP OF CA		8			8
GENE STREET LABORATORIES, LLC		6	2	25%	8
BEAUMONT EMERGENCY CENTER			8	100%	8
LIFE CARE CITRUS COUNTY			8	100%	8
FLORIDA HEART AND VASCULAR MULTISPECIALTY GROUP		8			8
LUXOR SCIENTIFIC LLC		1	7	88%	8
Sunset Lake Health and Rehabilitation Center		8			8
SURGOINSVILLE PHARMACY		8			8
GENEUS DIAGNOSTICS			8	100%	8
PASSPORT HEALTH			8	100%	8
SYLVESTER AT PLANTATION LABORATORY		7	1	13%	8
URGENT TEAM MANAGEMENT OF TENNESSEE		7	1	13%	8
THE MARY IMOGENE BASSETT HOSPITAL		8			8
VETERANS AFFAIRS MEDICAL CENTER - OUTPATIENT			8	100%	8
HUNTINGTON VILLAGE URGENT CARE		8			8
URGENT MEDICAL CENTER INC		2	6	75%	8
MONTEFIORE MEDICAL CENTER LABORATORIES - NORTH		8			8
ALAN SERURE MD		8			8
MEDEXPRESS URGENT CARE - MONROE		8			8
HARBORCHASE OF DR PHILLIPS		7	1	13%	8
ALLINA HEALTH - ABBOTT NORTHWESTERN HOSPITAL		5	3	38%	8
CLEVELAND TENNESSEE HOSPITAL COMPANY		7	1	13%	8
Grand Villa of Deerfield Beach		6	2	25%	8
RIVERWOOD CENTER,THE			8	100%	8
Westchester General Hospital			8	100%	8
G & R HEALTH MART PHARMACY		5	3	38%	8
MEDEXPRESS URGENT CARE-LATROBE		8			8
AFC URGENT CARE - CEDAR GROVE		8			8
SIDDH INC DBA SAN CARLOS PHARMACY		6	2	25%	8
LAKE HOWARD HEIGHTS	1	7			8
HUNTINGTON URGENT CARE		8			8
ABBOTT DIAGNOSTICS			8	100%	8
DOCTOR'S IN-HOUSE LAB/COMMUNITY HEALTH CENTERS OF PINELLAS – CLEARWATE			8	100%	8
ST. JOSEPH HOSPITAL AND HEALTH CARE INC.			8	100%	8

# COVID-19: testing by laboratory

Data through Jan 23, 2021 verified as of Jan 24, 2021 at 09:25 AM

Data in this report are provisional and subject to change.

The numbers in the table below represent the number of Florida and non-Florida residents for whom test results were received by the Department of Health. A person can be tested by more than one laboratory and can have both positive and negative results. **Therefore, the sum of the numbers in each column will be larger than the total number of people tested.**

Reporting lab	Inconclusive	Negative	Positive	Percent positive	Total
MINUTE CLINIC DIAGNOSTIC OF SC, LLC #42		7	1	13%	8
BAPTIST HEALTH			8	100%	8
EXECUTIVE MEDICAL SERVICES		8			8
MED LABS DIAGNOSTICS		5	3	38%	8
METROPOLITAN HOSPITAL CENTER		7	1	13%	8
COLLIER BLVD HMA PHYSICIAN MANAGEMENT,, LLC			8	100%	8
ENT AND ALLERGY ASSOCIATES OF FLORIDA LLC		7	1	13%	8
RUSSELL MEDICAL CENTER		7	1	13%	8
DOCTOR'S IN HOUSE LAB			8	100%	8
BRENNITY AT VERO BEACH, THE			8	100%	8
FAMILY MEDICINE OF WESTON LLC			8	100%	8
ALACHUA COUNTY HEALTH DEPARTMENT		1	7	88%	8
MID-HUDSON VALLEY DIVISION OF WESTCHESTER MEDICAL		8			8
GOLISANO CHILDREN'S HOSPITAL OF SOUTHWEST FLORIDA		6	2	25%	8
CVS MINUTE CLINIC, LLC		6	2	25%	8
HEALTHPARK MEDICAL CTR NURSING SVC		8			8
RESIDENTIAL PLAZA AT BLUE LAGOON INC		8			8
MEDEXPRESS URGENT CARE MONACA		8			8
FLORIDA CLINICAL LAB		1	7	88%	8
ST LUCIE COUNTY JAIL		7	1	13%	8
ST CHARLES HOSPITAL LABORATORY		8			8
BENSONHURST URGENT CARE		8			8
INTERNAL MEDICINE ASSOCIATES OF JACKSON HOSPITAL			8	100%	8
DOH-TAMPA BRANCH LABORATORY (MLK BLVD)		4	4	50%	8
ADVENTHEALTH MEDICAL GROUP PEDIATRICS AT		2	6	75%	8
DORAL URGENT CARE			8	100%	8
JX REF LAB			8	100%	8
CARROLL GARDENS URGENT CARE		8			8
PALM BEACH CDH - DELRAY BEACH			8	100%	8
CONSULATE HEALTH CARE		7	1	13%	8
ORLANDO HEALTH PHYSICIAN ASSOCIATES		4	4	50%	8
HOLY NAME MEDICAL CENTER	1	6	1	13%	8
HEALTHMARK REGIONAL HOSPITAL LAB		4	4	50%	8
PALM BEACH COUNTY HEALTH DEPARTMENT LABORATORY			8	100%	8
NIGHT OWL PEDIATRICS URGENT CARE			8	100%	8
FLORIDA HOSPITAL PHYSICIAN GROUP		3	5	63%	8
MEDEXPRESS URGENT CARE - BENTON HARBOR		8			8
VIGILINT HEALTHCARE		5	3	38%	8
CARENOW URGENT CARE-WEST END		6	2	25%	8
AZALEA HEALTH		2	6	75%	8
GULF COAST MEDICAL GROUP		2	6	75%	8
MEDEXPRESS URGENT CARE - WASHINGTON		6	2	25%	8
MEDEXPRESS URGENT CARE - PANTOPS		7	1	13%	8
MONTEFIORE MEDICAL CENTER LABORATORIES - WEILER		6	2	25%	8
CHILDREN'S HEALTHCARE OF ATLANTA/EGLESTON		8			8
Signature Healthcare of Ormond		8			8
DAVID LAWRENCE CENTER INC		7	1	13%	8

# COVID-19: testing by laboratory

Data through Jan 23, 2021 verified as of Jan 24, 2021 at 09:25 AM

Data in this report are provisional and subject to change.

The numbers in the table below represent the number of Florida and non-Florida residents for whom test results were received by the Department of Health. A person can be tested by more than one laboratory and can have both positive and negative results. **Therefore, the sum of the numbers in each column will be larger than the total number of people tested.**

Reporting lab	Inconclusive	Negative	Positive	Percent positive	Total
GRAND VILLA OF ALTAMONTE SPRINGS		1	7	88%	8
ST CLOUD PHYSICIAN MANAGMENT LLC		7	1	13%	8
FORT PIERCE FAMILY CARE INC		3	5	63%	8
MEDEXPRESS URGENT CARE - CHRISTIANBURG		7	1	13%	8
X-GENE MOLECULAR LABS		1	7	88%	8
WELLIGENT		1	7	88%	8
LANE PEDIATRICS PA			8	100%	8
Manor Care of Dunedin		6	2	25%	8
CVS MINUTE CLINIC DIAGNOSTIC OF TEXAS, LLC		8			8
ORMOND MEDICAL ARTS		3	5	63%	8
INDIANA STATE DEPARTMENT OF HEALTH		1	7	88%	8
MINUTE CLINIC LLC #5733		8			8
BARTON PARKER OD PC		8			8
CIAN DIAGNOSTICS			8	100%	8
COLLIER COUNTY HEALTH DEPT.		4	4	50%	8
PUTNAM FAMILY CARE INC		3	5	63%	8
EMERGENCY MEDICAL CENTER		3	5	63%	8
FOUNTAINVIEW BY FIVE STAR QUALITY CARE		7	1	13%	8
ORMOND BEACH CENTRA CARE			8	100%	8
UNIVERSITY MEDICAL CENTER		8			8
FHCP-ORANGE CITY			8	100%	8
PENSACOLA CLUSTER			8	100%	8
FLORIDA MENTOR		7	1	13%	8
RED MOUNTAIN DIAGNOSTICS		8			8
ASHRAF MEDICAL GROUP PLLC DBA PULSE M		7	1	13%	8
MEDICANA NURSING AND REHAB CENTER			8	100%	8
CVS MINUTE CLINIC DIAGNOSTIC PA		6	2	25%	8
ATLANTIC CONSOLIDATED LABORATORY		8			8
BAPTIST OUTPATIENT			8	100%	8
FAMILY PRACTICE OF DAVIE INC			8	100%	8
VIP WALK IN CLINIC			8	100%	8
ARCHBOLD MEMORIAL HOSPITAL/LAB		3	5	63%	8
THE WOLFF CENTER FOR CHILD & ADOLESCENT HEALTH			8	100%	8
PASSPORT HEALTH OF TAMPA BAY		8			8
JOHNS HOPKINS MEDICAL LABORATORIES		1	7	88%	8
WILTON MANORS HEALTH & REHABILITATION CENTER			8	100%	8
ESTATES MEDICAL CENTER INC			7	100%	7
ST VINCENT'S CHILTON		5	2	29%	7
Ocoee Health Care Center		7			7
KEYSTONE PLACE AT NAPLES PRESERVE		4	3	43%	7
MEDEXPRESS URGENT CARE - MAPLE DRIVE		7			7
DIAGNOSTIC CLINIC		6	1	14%	7
MINUTECLINIC DIAGNOSTIC OF TN PC #386		7			7
MAGNOLIA PEDIATRICS GROUP LLC			7	100%	7
CARESOUTH HHA HOLDINGS OF TALLAHASSEE LLC		7			7
ALACHUA			7	100%	7
MAGNOLIA DIAGNOSTICS, LLC		3	4	57%	7

# COVID-19: testing by laboratory

Data through Jan 23, 2021 verified as of Jan 24, 2021 at 09:25 AM

Data in this report are provisional and subject to change.

The numbers in the table below represent the number of Florida and non-Florida residents for whom test results were received by the Department of Health. A person can be tested by more than one laboratory and can have both positive and negative results. **Therefore, the sum of the numbers in each column will be larger than the total number of people tested.**

Reporting lab	Inconclusive	Negative	Positive	Percent positive	Total
IU HEALTH PATHOLOGY		1	6	86%	7
UNIVERSITY OF WASHINGTON MEDICAL CENTER			7	100%	7
MINUTECLINIC, LLC, DBA MINUTECLINIC #6106		5	2	29%	7
NOVANT HEALTH INPATIENT CARE		2	5	71%	7
HEARTLAND PEDIATRICS OF LAKE PLACID			7	100%	7
LAWTON CHILES HEALTH CENTER		1	6	86%	7
MINUTECLINIC DIAGNOSTIC OF TN, PC 6438		5	2	29%	7
Rosewood Healthcare and Rehabilitation Center		5	2	29%	7
PULSE & REMEDY LLC			7	100%	7
FLORIDA DEPARTMENT OF HEALTH WASHINGTON COUNTY		3	4	57%	7
DEBARY HEALTH AND REHABILITATION CENTER		6	1	14%	7
KANSAS DEPARTMENT OF HEALTH		2	5	71%	7
MINUTECLINIC DIAGNOSTIC OF TN PC #320		6	1	14%	7
MC DIAGNOSTIC OF CONNECTICUT, PC #1960		7			7
DALLAS COUNTY HEALTH AND HUMAN SERVICES			7	100%	7
SEA LEVEL LABS			7	100%	7
CLINIC OF PEDIATRICS & GI MEDICINE INC			7	100%	7
WATERFORD AT CREEKSIDE, THE			7	100%	7
MULBERRY CARE CENTER		4	3	43%	7
MONTEFIORE NYACK HOSPITAL AFFILIATED LABORATORY		7			7
WILDLIGHT LAB			7	100%	7
OCALA FAMILY MEDICAL CENTER		7			7
LANDMARK HOSPITAL SOUTHWEST FLORIDA LLC		7			7
RPC@HODGES			7	100%	7
AVON PARK PEDIATRICS			7	100%	7
SARASOTA - ROBERT L TAYLOR COMMUNITY CENTER		1	6	86%	7
CVS PHARMACY #8800		5	2	29%	7
RIVERVIEW REGIONAL MEDICAL CENTER		6	1	14%	7
BROOKDALE LAKE ORIENTA			7	100%	7
AIR, LAND & SEA PHYSICALS & CONSULTATIONS, LLC		7			7
CALLAWAY CLINIC		5	2	29%	7
RIVER OAKS TREATMENT CENTER			7	100%	7
MERCY HEALTH—MUSKEGON		6	1	14%	7
SOUTH CAROLINA DEPARTMENT OF HEALTH			7	100%	7
STAT MEDICAL CLINIC III INC		5	2	29%	7
BAPTIST PEDIATRICS		6	1	14%	7
MEDLABS DIAGNOSTICS		7			7
ROSEMONT GARDENS INC		7			7
FLORIDA CENTER FOR DERMATOLOGY LABORATORY			7	100%	7
PALM POINT BEHAVIORAL HEALTH		7			7
EMBRY-RIDDLE AERONAUTICAL UNIVERSITY HEALTH			7	100%	7
CVS HEALTH, #3396		7			7
QUE		4	3	43%	7
ST JOSEPHS HOSPITAL SOUTH HOSPITAL			7	100%	7
FLORIDA HOSPITAL KISSIMMEE		4	3	43%	7
PEDIATRICS OF CENTRAL FLORIDA		5	2	29%	7
NORTON HEALTHCARE			7	100%	7

# COVID-19: testing by laboratory

Data through Jan 23, 2021 verified as of Jan 24, 2021 at 09:25 AM

Data in this report are provisional and subject to change.

The numbers in the table below represent the number of Florida and non-Florida residents for whom test results were received by the Department of Health. A person can be tested by more than one laboratory and can have both positive and negative results. **Therefore, the sum of the numbers in each column will be larger than the total number of people tested.**

Reporting lab	Inconclusive	Negative	Positive	Percent positive	Total
MIAMI COMPREHENSIVE MEDICINE GROUP PA		4	3	43%	7
TRUE HEALTH DIAGNOSTICS		1	6	86%	7
PENINSULA CARE AND REHABILITATION CENTER			7	100%	7
FREEDOM SQUARE NURSING CENTER□			7	100%	7
LAB UNKNOWN		6	1	14%	7
FLORIDA DIGESTIVE AND LIVER SPECIALIST		7			7
LEE COUNTY HEALTH DEPARTMENT		4	3	43%	7
VERMONT DEPARTMENT OF HEALTH		1	6	86%	7
MINUTECLINIC, LLC #4230		6	1	14%	7
BAYCARE MEDICAL GROUP		1	6	86%	7
WYOMING COUNTY COMMUNITY HOSPITAL LABORATORY		7			7
CIGNA PBSO WEST PALM			7	100%	7
IRL MARKET LAB			7	100%	7
CVS NC187POCT CHARLOTTE		7			7
ILLINOIS DEPARTMENT OF PUBLIC HEALTH			7	100%	7
WINDSOR OF GAINESVILLE		7			7
ADVENTIST HEALTH SYSTEM FLORIDA DEPT OF HEALTH		3	4	57%	7
NITIN BAWA PROFESSIONAL ASSOCIATES			7	100%	7
DOCTORS CLINICAL LABORATORY, INC		5	2	29%	7
COMMUNITY MEDICAL AND DENTAL CARE INC		7			7
BARBARA O'REILLY MD PA		7			7
KENDALL REGIONAL MEDICAL CNTR			7	100%	7
VIERA FAMILY MEDICINE AND WELLNESS		4	3	43%	7
ST ANTHONY'S HOSP PATIENT CARE SERVICE			7	100%	7
PBC FOUND CARE INC			7	100%	7
GENTRY PARK ORLANDO ASSISTED LIVING		6	1	14%	7
HOLY GARDEN ALF, INC.		7			7
HEALTH NETWORK LABORATORIES		6	1	14%	7
FLORIDA HOSPITAL WINTER PARK		6	1	14%	7
ECLRS		2	5	71%	7
TRUE HEALTH		5	2	29%	7
CARENOW URGENT CARE-MADISON		7			7
ADEPT INPATIENT MEDICAL SERVICES PC		7			7
JUPITER ISLAND PUBLIC SAFETY		5	2	29%	7
CVS MINUTE CLINIC DIAGNOSTIC OF VIRGINIA		7			7
SCHOOL OF PHARMACY AND PHARMACEUTICAL		7			7
LEPE'S HOUSE			7	100%	7
THOMAS JEFFERSON UNIVERSITY HOSPITAL		4	3	43%	7
MOBILE RESPONSE DIAGNOSTICS LLC		6	1	14%	7
SUPERIOR RESIDENCES AT CALA HILLS		7			7
Thermopolis Rehabilitation Wellness		7			7
HEALTHWORKS MED GROUP OF FLORIDA PA		2	5	71%	7
DOCTOR'S IN-HOUSE LAB/COMMUNITY HEALTH CENTERS OF PINELLAS -PINELLAS P			7	100%	7
YORKVILLE PEDIATRIC URGENT CARE		7			7
BRADENTON PHYSICIANS MEDICAL CENTER			7	100%	7
MINUTECLINIC DIAGNOSTIC OF TN, PC 4992		7			7
LIFE'S SPECIAL MOMENTS INC		7			7

# COVID-19: testing by laboratory

Data through Jan 23, 2021 verified as of Jan 24, 2021 at 09:25 AM

Data in this report are provisional and subject to change.

The numbers in the table below represent the number of Florida and non-Florida residents for whom test results were received by the Department of Health. A person can be tested by more than one laboratory and can have both positive and negative results. **Therefore, the sum of the numbers in each column will be larger than the total number of people tested.**

Reporting lab	Inconclusive	Negative	Positive	Percent positive	Total
ST JUDE LABORATORIES		5	2	29%	7
SOUTH COM HEALTH CLINIC, DEPT. OF THE ARMY		7			7
SONORA QUEST LABORATORIES			7	100%	7
BREVARD HEALTH ALLIANCE INC, THE		2	5	71%	7
NEW YORK PRESBYTERIAN - LOWER MANHATTAN		7			7
DEPARTMENT OF HEALTH- CITRUS COUNTY			7	100%	7
VITAS HEALTHCARE CORPORATION OF FL			7	100%	7
ST VINCENT'S ST CLAIR		4	3	43%	7
ABBEEY MANOR RETIREMENT RESIDENCE INC		7			7
HEALTH CARE LABORATORY SERVICES		1	6	86%	7
ALLEGRO - TAMPA	1	4	2	29%	7
LYNMOORE,THE		7			7
JACKSON CLINIC PA,THE		3	4	57%	7
MEDEXPRESS URGENT CARE - FAYETTEVILLE		5	2	29%	7
Consulate Health Care of Brandon		7			7
HOPE HEALTHCARE		6			6
MEDEXPRESS URGENT CARE - RICHMOND, NINE MILE RD		5	1	17%	6
ORLANDO MEDICAL CENTER PL			6	100%	6
BERRYHILL MANOR		6			6
PALMS, THE		6			6
MEDEXPRESS URGENT CARE - HOT SPRINGS		6			6
VITAS HEALTH INC			6	100%	6
MINUTECLINIC DIAGNOSTIC OF TN PC #242		4	2	33%	6
MINUTECLINIC, LLC, MINUTECLINIC #7637		4	2	33%	6
AMERICAN EAGLE LEESBURG AL LLC DBA VISTA LAKE			6	100%	6
MIAMI BEACH COMMUNITY HEALTH CENTER INC			6	100%	6
JOHNS HOPKINS ALL CHILDRENS			6	100%	6
CVS MINUTE CLINIC DIAGNOSTIC OF NEW JERSEY		6			6
GRACE REHABILITATION CENTER OF VERO BEACH		4	2	33%	6
MEDEXPRESS URGENT CARE-PITTSFIELD		6			6
CAPRONA GROUP HOME			6	100%	6
ACCESS HOME HEALTH OF FLORIDA LLC		6			6
MINUTECLINIC DIAGNOSTIC OF NORTH CAROLINA, PC		5	1	17%	6
DOH JACKSONVILLE CENTRAL LABORATORY		3	3	50%	6
EL PARAISO HOME INC		6			6
ST LUKES ROOSEVELT LABORATORY		6			6
KESHAV RX LLC		6			6
CARENOW URGENT CARE-GREEN HILLS		6			6
ATMORE NURSING CENTER		5	1	17%	6
PARTNERS PHARMACY OF FLORIDA LLC		6			6
BAY COUNTY HEALTH DEPARTMENT		6			6
CVS M03087POCT CREVE COEUR		3	3	50%	6
SAINT PETER'S UNIVERSITY HOSPITAL		6			6
PALMETTO HEALTH ALLIANCE		3	3	50%	6
INSPIRED LIVING AT PALM BAY		6			6
CAREWELL 301 - WARWICK			6	100%	6
ENIGMA DIAGNOSTIC, INC.			6	100%	6

# COVID-19: testing by laboratory

Data through Jan 23, 2021 verified as of Jan 24, 2021 at 09:25 AM

Data in this report are provisional and subject to change.

The numbers in the table below represent the number of Florida and non-Florida residents for whom test results were received by the Department of Health. A person can be tested by more than one laboratory and can have both positive and negative results. **Therefore, the sum of the numbers in each column will be larger than the total number of people tested.**

Reporting lab	Inconclusive	Negative	Positive	Percent positive	Total
CONCENTRA			6	100%	6
Florida Clinical Laboratory		1	5	83%	6
MANATEE PEDIATRICS			6	100%	6
SUFFRIDGE DRIVE GROUP HOME		6			6
FLORIDA MEDICAL CL ODOM TPA		3	3	50%	6
OPTUM SILVER LAKES			6	100%	6
MINUTECLINIC DIAGNOSTIC OF NEW MEXICO		6			6
LAKE CO SCHOOLS EMPLOYEE HEALTH & WELLNESS CENTER	1	4	1	17%	6
UT MEMPHIS UNIVERSITY HEALTH SERVICES			6	100%	6
UNILAB		2	4	67%	6
Northwell Lab		2	4	67%	6
ST VINCENT'S URGENT CARE		5	1	17%	6
HILA BECKERMAN MD LLC		6			6
AMERICAN HOUSE FORT MYERS		6			6
BELLE GLADES HEALTH CLINIC			6	100%	6
Grand Villa of Dunedin			6	100%	6
ARLINGTON OF NAPLES		6			6
MEDEXPRESS URGENT CARE - SWANSEA, N ILLINOIS ST		5	1	17%	6
CITYMD		1	5	83%	6
FLORIDA CANCER SPECIALISTS & RESEARCH INSTITUTE		5	1	17%	6
YAZJI PEDIATRIC CARE LLC DBA TUKA PEDIATRICS			6	100%	6
FLORIDA WOMAN CARE LABORATORY			6	100%	6
MINUTECLINIC DIAGNOSTIC OF TN PC #6415		5	1	17%	6
MEDEXPRESS URGENT CARE - SALEM		3	3	50%	6
NOT INDICATED		1	5	83%	6
TEXAS MEDCLINIC			6	100%	6
THE PALMS REHABILITATION AND HEALTHCARE CENTER		5	1	17%	6
PR HEALTH		1	5	83%	6
ASCENSION ST VINCENT'S CLAY COUNTY			6	100%	6
CVS MINUTE CLINIC DIAGNOSTIC OF TEXAS,LLC		4	2	33%	6
CITIZENS BAPTIST MEDICAL CENTERS LAB		5	1	17%	6
MEDEXPRESS URGENT CARE, JOHNSTOWN		5	1	17%	6
LUMADOC HEALTH		4	2	33%	6
CVS MINUTE CLINIC DIAGNOSTIC MED GRP OF SAN		4	2	33%	6
MINUTECLINIC, LLC #244		5	1	17%	6
FIRST COAST CARDIOVASCULAR INSTITUTE PA			6	100%	6
MEDEXPRESS URGENT CARE - ELM GROVE		5	1	17%	6
BROWARD COUNTY HEALTH DEPT.			6	100%	6
MINUTECLINIC DIAGNOSTIC OF NORTH		6			6
PATHGROUP LABS, LLC		4	2	33%	6
SOUTHEASTERN PEDIATRIC ASSOCIATES			6	100%	6
MINUTECLINIC DIAGNOSTIC OF RHODE ISLAND		4	2	33%	6
Floral Health and Rehabilitation, LLC		6			6
FLORIDA SCHOOL FOR THE DEAF AND THE BLIND			6	100%	6
CAPE CORAL URGENT CARE		3	3	50%	6
UF HEALTH			6	100%	6
THE CLINIC PREMISE HEALTH			6	100%	6

# COVID-19: testing by laboratory

Data through Jan 23, 2021 verified as of Jan 24, 2021 at 09:25 AM

Data in this report are provisional and subject to change.

The numbers in the table below represent the number of Florida and non-Florida residents for whom test results were received by the Department of Health. A person can be tested by more than one laboratory and can have both positive and negative results. **Therefore, the sum of the numbers in each column will be larger than the total number of people tested.**

Reporting lab	Inconclusive	Negative	Positive	Percent positive	Total
ORLANDO FAMILY MEDICINE		1	5	83%	6
CLEARWATER PEDIATRIC CARE		1	5	83%	6
MED TECH SERVICES OF PALM BEACH INC		6			6
ORLANDO FAMILY MEDICAL INC		6			6
THE VILLAGES REGIONAL HOSPITAL FREESTANDING		3	3	50%	6
TIMBER CREEK PEDIATRICS		6			6
MERCY COLLEGE HEALTH OFFICE		6			6
PUBLIC HEALTH LAB		6			6
PROHEALTH MED		1	5	83%	6
MINUTECLINIC, LLC #05038		6			6
WATAUGA MEDICAL CENTER		4	2	33%	6
MINUTECLINIC DIAGNOSTIC OF TEXAS		5	1	17%	6
GLEN FALLS HOSPITAL DEPARTMENT OF PATHOLOGY		6			6
MEDEXPRESS URGENT CARE - STAUNTON		2	4	67%	6
CARE ATC - CITY OF BOYNTON BEACH		2	4	67%	6
BROWARD TRANSITIONAL CENTER			6	100%	6
DR PHILLIPS MEDICAL WELLNESS CENTER		6			6
BOCA VIPEDIATRICS			6	100%	6
MINUTECLINIC DIAGNOSTIC OF NEW JERSEY, LLC # 7069		6			6
MINUTE CLINIC DIAGNOSTIC OF VIRGINIA, LLC		6			6
FHPG_EXP CARE W HILLSBOROUGH			6	100%	6
JERSEY SHORE MEDICAL CENTER		6			6
FLORIDA MEDICAL SPECIALISTS		2	4	67%	6
INTERNAL MEDICINE LIPID AND WELNNESS PRACTICE			6	100%	6
LOUISIANA DEPT OF HEALTH			6	100%	6
ETHOS LABORATORIES		6			6
TAMIAMI LAB MILLENIUM			6	100%	6
CURATIVE CARE CENTER INC		1	5	83%	6
AARK LABORATORY		6			6
FLORIDA MEDICAL CLINIC IM MLK		6			6
RICH STREET GROUP HOME			6	100%	6
MEDEXPRESS URGENT CARE - MIDLOTHIAN		6			6
PANCARE HEALTH - HOSFORD SCHOOL			6	100%	6
PENN MEDICINE PRINCETON MEDICAL CENTER		6			6
BAYCARE ALLIANT HOSPITAL			6	100%	6
WELLINGTON REGIONAL MEDICAL CENTER			6	100%	6
MINUTECLINIC, LLC, #4160		3	3	50%	6
ST. CLOUD PHARMACY AND WELLNESS CENTER		3	3	50%	6
MINUTECLINIC DIAGNOSTIC OF PA, LLC (1036)		5	1	17%	6
NORTHERN DUTCHESS HOSPITAL LABORATORY		5	1	17%	6
IGENEX INC		6			6
MEDEXPRESS ELKINS		6			6
ADVENT HEALTH APOPKA		2	4	67%	6
BROOKDALE CLERMONT			6	100%	6
XPRESS URGENT CARE LLC		6			6
CHILDREN'S HOSPITAL OF PHILADELPHIA		5	1	17%	6
CARENOW URGENT CARE-SOUTHLAKE			6	100%	6

# COVID-19: testing by laboratory

Data through Jan 23, 2021 verified as of Jan 24, 2021 at 09:25 AM

Data in this report are provisional and subject to change.

The numbers in the table below represent the number of Florida and non-Florida residents for whom test results were received by the Department of Health. A person can be tested by more than one laboratory and can have both positive and negative results. **Therefore, the sum of the numbers in each column will be larger than the total number of people tested.**

Reporting lab	Inconclusive	Negative	Positive	Percent positive	Total
NORTHDALÉ REHABILITATION CENTER			6	100%	6
SOUTH FLORIDA ENT ASSOCIATES, INC			6	100%	6
FLORIDA HOSPITAL APOPKA		5	1	17%	6
CAMELLIA AT DEERWOOD		2	4	67%	6
UNILAB OF DADE INC			6	100%	6
SOMA MEDICAL CENTER # 4		2	4	67%	6
URGENT TEAM - MUSCLE SHOALS		6			6
VIBRANT AMERICA		4	2	33%	6
MINUTE-CLINIC DIAGNOSTIC OF VIRGINIA		5	1	17%	6
GENETIC TECHNOLOGICAL INNOVATIONS			6	100%	6
BETH ISRAEL DEACONESS MEDICAL CENTER			6	100%	6
CAPITAL HEALTH PLAN LABORATORIES			6	100%	6
TAMPA URGENT CARE			6	100%	6
OPTUM PRIMARY CARE - FOUNTAIN OAKS		2	4	67%	6
OSWEGO HOSPITAL LABORATORY		6			6
MEDEXPRESS URGENT CARE - BEECH GROVE		5	1	17%	6
MEDICAL CENTER AT OCEAN REEF		1	5	83%	6
KINDRED HOSPITAL OCALA		4	2	33%	6
BITTINGS APOTHECARY INC		4	2	33%	6
MIAMI RESCUE MISSION CLINIC INC			6	100%	6
RIVER CITY PRIMARY AND URGENT CARE			6	100%	6
DEPARTMENT OF HEALTH AND HUMAN SERVICES LANSING			5	100%	5
MINUTE-CLINIC DIAGNOSTIC OF VIRGINIA, LLC #2003		4	1	20%	5
LONGWOOD PEDIATRICS LLC			5	100%	5
DOCTORS EXPRESS OF ST PETERSBURG			5	100%	5
UW MEDICINE VIROLOGY LAB			5	100%	5
APOLLO GARDENS RETIREMENT RESIDENCE CARE		5			5
QUINTON MEMORIAL HEALTH CARE CENTER		5			5
VAIL VALLEY MEDICAL CENTER			5	100%	5
Lehigh Acres Health and Rehabilitation			5	100%	5
ELITE MD GROUP INC		1	4	80%	5
SUTTER TRACY COMMUNITY HOSPITAL			5	100%	5
KEY TRAINING CENTER			5	100%	5
TERRACINA LLC			5	100%	5
UCF STUDENT HEALTH SERVICES LABORATORY		2	3	60%	5
GRAND VILLA OF ENGLEWOOD		1	4	80%	5
MADISON COUNTY HEALTH DEPARTMENT		3	2	40%	5
NORTH SHORE HEMATOLOGY-ONCOLOGY ASSOCIATES, PC		5			5
INNOVATIVE COVID-DIVERSEY			5	100%	5
KEYSTONE REHABILITATION AND HEALTH CENTER		1	4	80%	5
NEW HAMPSHIRE DEPARTMENT OF HEALTH AND HUMAN SERVICES		3	2	40%	5
WESTMINSTER SHORES			5	100%	5
ATLANTIC COMMUNITY HIGH SCHOOL		4	1	20%	5
ST JOSEPH WOMENS HOSPITAL			5	100%	5
METHODIST HOSPITAL			5	100%	5
ALL CHILDREN'S HOSPITAL DEPT OF GENERAL PEDIATRICS			5	100%	5
DOCS URGENT CARE		1	4	80%	5

# COVID-19: testing by laboratory

Data through Jan 23, 2021 verified as of Jan 24, 2021 at 09:25 AM

Data in this report are provisional and subject to change.

The numbers in the table below represent the number of Florida and non-Florida residents for whom test results were received by the Department of Health. A person can be tested by more than one laboratory and can have both positive and negative results. **Therefore, the sum of the numbers in each column will be larger than the total number of people tested.**

Reporting lab	Inconclusive	Negative	Positive	Percent positive	Total
CARENOW URGENT CARE-DONELSON		4	1	20%	5
PUTNAM HOSPITAL CENTER LABORATORY		5			5
Gulf Shore Care Center		1	4	80%	5
UNIVERSITY OF CHICAGO MEDICAL CENTER LAB			5	100%	5
UNIVERSITY OF MIAMI MILLER SCHOOL OF MEDICINE			5	100%	5
ST JOSEPHS CHILDRENS OUTREACH			5	100%	5
BROOKDALE SOUTHPOINT			5	100%	5
CYPRESS CREEK MEDICAL CENTER			5	100%	5
MINUTE CLINIC DIAGNOSTIC OF NORTH CAROLINA		5			5
AEL KNOXVILLE			5	100%	5
WATERTOWN URGENT CARE PLLC		5			5
ADVANCED RESEARCH FOR HEALTH IMPROVEMENT		3	2	40%	5
MEDEXPRESS URGENT CARE-NESHANNOCK TWP		4	1	20%	5
WEST PACIFIC MEDICAL LABORATORY			5	100%	5
GULF COAST VETERANS HCS PANAMA CITY OPC		5			5
MINUTECLINIC INCORPORATE, LLC		4	1	20%	5
WAKEMED		1	4	80%	5
XRL SXF REF LAB		5			5
KIMBERLY J HENDERSON MD PC		4	1	20%	5
MEDEXPRESS URGENT CARE-DUBOIS		5			5
URGENT CARE OF ERWIN		5			5
Grand Villa of Clearwater		4	1	20%	5
HUNTERS CREEK PEDIATRICS		5			5
HENDRY REGIONAL CONVENIENT CARE CENTER			5	100%	5
COLUMBIA MEMORIAL HOSPITAL LABORATORY		5			5
MINUTECLINIC DIAGNOSTIC OF PENNSYLVANIA, LLD #1545		5			5
URGENT MED INC		3	2	40%	5
LAKE COUNTY DETENTION CENTER		3	2	40%	5
COMMUNITY HEALTH OF SOUTH FLORIDA			5	100%	5
JOE DIMAGGIO CHILDREN'S HOSPITAL		1	4	80%	5
WHITE WILSON MEDICAL CENTER NEPHROLOGY		1	4	80%	5
MEDEXPRESS URGENT CARE - HUNTINGTON WE		5			5
FHMG_FM AND IM AVALON PARK		1	4	80%	5
LABS PLUS LLC		5			5
FLORIDA HOSPITAL LAKE MARY		5			5
LABCORP UNSPECIFIED		5			5
RIVERVIEW ALF OPERATOR LLC			5	100%	5
MAIN STREET MEDICAL CENTER OF CRESTVIEW PA		1	4	80%	5
Avalon Healthcare and Rehabilitation Center			5	100%	5
UHEALTH UNIVERSITY OF MIAMI			5	100%	5
PEDIATRIC URGENT HEALTH CARE			5	100%	5
CORAL LANDING ASSISTED LIVING		5			5
MINUTE CLINIC LLC #2775		5			5
Fouraker Hills Rehab and Nursing			5	100%	5
INDIAN RIVER PRIMARY CARE PA		5			5
NORTHSIDE HOSPITAL		2	3	60%	5
MEDEXPRESS URGENT CARE - IRVING		5			5

# COVID-19: testing by laboratory

Data through Jan 23, 2021 verified as of Jan 24, 2021 at 09:25 AM

Data in this report are provisional and subject to change.

The numbers in the table below represent the number of Florida and non-Florida residents for whom test results were received by the Department of Health. A person can be tested by more than one laboratory and can have both positive and negative results. **Therefore, the sum of the numbers in each column will be larger than the total number of people tested.**

Reporting lab	Inconclusive	Negative	Positive	Percent positive	Total
THE UNIVERSITY OF VERMONT MEDICAL CENTER		4	1	20%	5
MINUTE CLINIC DIAGNOSTIC OF MICHIGAN PC		5			5
EASTCHESTER PEDIATRIC MEDICAL GROUP		5			5
COLLIER HMA PHYSICIAN MANAGEMENT, LLC			5	100%	5
ACCENTCARE		5			5
PREMIER FAMILY HEALTH PA			5	100%	5
MINUTECLINIC DIAGNOSTICS OF IND, LLC		5			5
FLORIDA DEPARTMENT OF HEALTH - INVERNESS		3	2	40%	5
BROWNE MEDICAL		5			5
BAPTIST HEALTH - TOWN CENTER			5	100%	5
JOHN T MATHER MEMORIAL HOSPITAL LABORATORY		5			5
MC DIAGNOSTIC OF CONNECTICUT , PC # 3		3	2	40%	5
FRUITVILLE URGENT CARE			5	100%	5
CONCENTRA URGENT CARE		1	4	80%	5
BLOOMINGDALE PEDIATRIC ASSOCIATES PA			5	100%	5
PRECISION DIAGNOSTICS INC - NJ		5			5
DOTHAN WEST FAMILY MEDICINE		3	2	40%	5
MINUTECLINIC DIAGNOSTIC OF LOUISIANA,		4	1	20%	5
FLORIDA PREMIER MEDICAL CARE PA			5	100%	5
Conway Lakes Health and Rehabilitation Center		5			5
MIAMI CANCER INSTITUTE			5	100%	5
PEDIATRICS URGENT CARE, LLC			5	100%	5
MINUTECLINIC, LLC #1586		3	2	40%	5
CRESTWOOD MEDICAL CENTER		4	1	20%	5
BAYSHORE LABORATORY		4	1	20%	5
LAKE MARY HEALTH AND REHABILITATION CENTER		1	4	80%	5
MINUTECLINIC MINUTECLINIC #4977		3	2	40%	5
MINUTECLINIC DIAGNOSTIC OF NEW JERSEY,		5			5
ORLANDO FAMILY PHYSICIANS			5	100%	5
GUTHRIE MEDICAL GROUP LABORATORIES		5			5
Army Residence Community		5			5
EGL GENETICS DIAGNOSTICS			5	100%	5
UT SOUTHWESTERN MEDICAL CENTER			5	100%	5
MINUTE-CLINIC DIAGNOSTIC OF VIRGINIA, LLC #794		5			5
COMMONS AT ORLANDO LUTHERAN TOWERS SNF			5	100%	5
KETTERING HEALTH			5	100%	5
MINUTE CLINIC, LLC #1434		5			5
AMERICAN MEDICAL RESPONSE - DENVER		2	3	60%	5
CARL R DARNALL ARMY MEDICAL CENTER			5	100%	5
TULLAHOMA HMA, LLC		4	1	20%	5
MC DIAGNOSTIC OF CONNECTICUT, PC #1966		5			5
URGENT CARE OF LONGWOOD			5	100%	5
BRIDGE DIAGNOSTICS			5	100%	5
MEDEXPRESS URGENT CARE MURRYSVILLE		3	2	40%	5
MEDEXPRESS URGENT CARE PORT HURON		4	1	20%	5
COVID RAPID LABS			5	100%	5
FRANCES WARDE MEDICAL LABORATORY		2	3	60%	5

# COVID-19: testing by laboratory

Data through Jan 23, 2021 verified as of Jan 24, 2021 at 09:25 AM

Data in this report are provisional and subject to change.

The numbers in the table below represent the number of Florida and non-Florida residents for whom test results were received by the Department of Health. A person can be tested by more than one laboratory and can have both positive and negative results. **Therefore, the sum of the numbers in each column will be larger than the total number of people tested.**

Reporting lab	Inconclusive	Negative	Positive	Percent positive	Total
MAXHEALTH		4	1	20%	5
COOPER HOSPITAL/UNIVERSITY MEDICAL		5			5
LAKEVIEW TERRACE HOME HEALTH SERVICES LLC			5	100%	5
FAST PACE MEDICAL CLINIC PLLC		4	1	20%	5
CENTREX CLINICAL LABS INC		5			5
NORTHPORT MEDICAL CENTER LAB		5			5
MANATEE COUNTY JAIL		4	1	20%	5
MEDEXPRESS URGENT CARE - MT LEBANON		3	2	40%	5
PRIMARY CARE WALK IN CLINIC PLLC			5	100%	5
NELSON BIOLOGICAL			5	100%	5
BETHESDA COMMUNITY HEALTH CENTER			5	100%	5
BEACH HOUSE		5			5
NORTH DADE NURSING AND REHABILITATION CENTER			5	100%	5
OMNICARE PHARMACY OFTEXAS 1, LP DBA OMNICARE		5			5
MINUTECLINIC, LLC #03965		5			5
RELIANT IMMUNE DIAGNOSTICS			5	100%	5
VIERA PEDIATRICS		1	4	80%	5
MINUTE CLINIC		1	4	80%	5
SOUTHERN OCEAN MEDICAL CENTER		5			5
WOODHULL MEDICAL AND MENTAL HEALTH CTR		5			5
DICKSON MEDICAL ASSOCIATES PC PATH LAB		4	1	20%	5
MINUTECLINIC DIAGNOSTIC OF SC, LLC #2		5			5
GUIDEWELL EMERGENCY MEDICINE DOCTORS LLC			5	100%	5
MEDEXPRESS URGENT CARE MORGANTOWN		5			5
DR. PHILLIPS MEDICAL WELLNESS CENTER		3	2	40%	5
MD NOW MEDICAL CENTER INC			5	100%	5
GREENVILLE MEMORIAL HOSPITAL LAB			5	100%	5
LAKE NONA PEDIATRICS IN ASSOCIATION WITH NEMOURS		5			5
ST JOHNS BIOMEDICAL LAB		5			5
DANIEL M LIBBY MD PLLC		5			5
INTERNAL MEDICINE & PRIMARY CARE ASSOCIATES, PLC			5	100%	5
BIG BEND CARES, INC		5			5
LONG ISLAND JEWISH FOREST HILLS HOSPITAL		5			5
HILLSBOROUGH COUNTY HEALTH DEPARTMENT			5	100%	5
PRECISION LABS LLC		2	3	60%	5
Kennedy University Hospital		5			5
FAMILY CARE MEDICAL CENTER			5	100%	5
ST. LUCIE COUNTY HEALTH DEPARTMENT		4	1	20%	5
MEDEXPRESS URGENT CARE-MUNCIE		5			5
FINLAY		1	4	80%	5
TENDER CARE ALF		5			5
MEDEXPRESS URGENT CARE - WILLIAMSPORT		4	1	20%	5
NORTH FLORIDA PEDIATRICS JASPER			5	100%	5
HOLLY HILL HOME INFUSION SERVICE		5			5
MINUTECLINIC DIAGNOSTIC OF MINNESOTA		5			5
DELIVER MY MEDS CORP		5			5
BOROPARK URGENT CARE		4	1	20%	5

# COVID-19: testing by laboratory

Data through Jan 23, 2021 verified as of Jan 24, 2021 at 09:25 AM

Data in this report are provisional and subject to change.

The numbers in the table below represent the number of Florida and non-Florida residents for whom test results were received by the Department of Health. A person can be tested by more than one laboratory and can have both positive and negative results. **Therefore, the sum of the numbers in each column will be larger than the total number of people tested.**

Reporting lab	Inconclusive	Negative	Positive	Percent positive	Total
SHEEPSHEAD BAY URGENT CARE		5			5
PEDIATRICS OF ALTAMONTE		5			5
MINUTECLINIC DIAG OF IND LLC #6998		4	1	20%	5
UPMC HEALTH SYSTEM		4	1	20%	5
AHEC CLINIC		1	4	80%	5
RUSH UNIVERSITY MEDICAL CENTER LABORATORY			5	100%	5
REHABILITATION CENTER AT JUPITER GARDENS		5			5
NIGHT LITE PEDIATRICS CENTER		1	4	80%	5
MOUNT SINAI BROOKLYN LABORATORY		4	1	20%	5
CAREHERE LCS- EUSTIS			5	100%	5
INFECTION CONTROL/ EMPHEALTH		3	2	40%	5
MEDICAL CENTER OF BLOUNTSTOWN			5	100%	5
COPELAND MEDICAL CLINIC		3	2	40%	5
PRESBYTERIAN HOME		5			5
NOVANT HEALTH UVA		2	3	60%	5
KENILWORTH CARE & REHABILITATION CENTER			5	100%	5
MINUTECLINIC DIAGNOSTIC OF TN PC #6435		5			5
REMISE OCCUPATIONAL HEALTH SOLUTIONS INC			5	100%	5
HAWTHORNE INN OF LAKELAND		5			5
PEDIATRICS OF CENTRAL FLORIDA – POINCIANA		3	2	40%	5
ALPHADERA LABS, LLC			5	100%	5
Life Care Center of Estero			5	100%	5
COASTAL COMPLETE CARE			5	100%	5
ELLIS HOSPITAL LABORATORY		5			5
CHAMPLAIN VALLEY PHYSICIANS HOSPITAL		3	2	40%	5
LEE MEMORIAL HEALTH SYSTEM		2	3	60%	5
JUPITER ISLAND MEDICAL CLINIC INC		5			5
WIREGRASS MEDICAL CENTER			5	100%	5
RIO PINAR HEALTH CARE			5	100%	5
SIMEDHEALTH LLC		2	3	60%	5
MEDEXPRESS URGENT CARE-PETERS TWP		5			5
MEDEXPRESS URGENT CARE - BATTLE CREEK		3	2	40%	5
CVS MO8590POCT KANSAS CITY		1	4	80%	5
CLEVELAND CLINIC MARTIN HEALTH NURSING & RESTORATIVE		5			5
PARRISH HEALTH CENTER		5			5
BOCA BIOLISTICS LLC			5	100%	5
CDRX INFUSION			5	100%	5
URGENT CARE COASTAL GA			5	100%	5
OPTUMCARE FLORIDA, LLC		3	2	40%	5
SANFORD PEDIATRIC ASSOCIATES, PA		3	2	40%	5
MINUTECLINIC DIAGNOSTIC OF GEORGIA, LL		5			5
TANNER MEDICAL CENTER EAST AL		5			5
ADVENTHEALTH CAR CENTER APOPKA			5	100%	5
CVS CA9165POCT SAN DIEGO		5			5
URGENT TEAM - HUNTSVILLE		4	1	20%	5
EAST BANK HOSPITAL - UNIVERSITY OF MINNESOTA MEDICAL CENTER			5	100%	5
ST CLOUD COMPOUNDING PHARMACY & WELLNESS CENTER		5			5

# COVID-19: testing by laboratory

Data through Jan 23, 2021 verified as of Jan 24, 2021 at 09:25 AM

Data in this report are provisional and subject to change.

The numbers in the table below represent the number of Florida and non-Florida residents for whom test results were received by the Department of Health. A person can be tested by more than one laboratory and can have both positive and negative results. **Therefore, the sum of the numbers in each column will be larger than the total number of people tested.**

Reporting lab	Inconclusive	Negative	Positive	Percent positive	Total
SENIOR LIVING IV SUN CITY LLC		5			5
MC DIAGNOSTIC OF CONNECTICUT PC #459		5			5
MCR HEALTH LAWTON CHILES ADMINISTRATION STE A		1	4	80%	5
MEDEXPRESS URGENT CARE - STATE COLLEGE		4	1	20%	5
MEDEXPRESS URGENT CARE - GLENDALE		5			5
CVS MINUTE CLINIC DIAGNOSTIC OF TN #6044		5			5
ENCOMPASS HOME HEALTH		4			4
GRAND VILLA OF ORMOND BEACH		2	2	50%	4
UNION CITY MANOR NURSING CENTER		4			4
FCHC (OB)-DARWIN SQUARE CTR.			4	100%	4
CVS NC3516POCT WINSTON SALEM		4			4
DTR LABS		3	1	25%	4
WHEELER LABORATORY		3	1	25%	4
SANFORD SOUTH UNIVERSITY		4			4
Millennium Nursing & Rehab Center		4			4
MEDEXPRESS URGENT CARE - FORT WORTH S		3	1	25%	4
Sunrise Health and Rehabilitation Center			4	100%	4
COMPUNET CLINICAL LAB			4	100%	4
NEMOURS CHILDREN'S CLINIC			4	100%	4
OKLAHOMA STATE DEPARTMENT OF HEALTH-PUBLIC HEALTH LABORATORY			4	100%	4
DES PLAINES CLINICAL LAB		2	2	50%	4
EXPRESS CARE OF TAMPA BAY LLC		2	2	50%	4
FLORIDA HEART AND VASCULAR			4	100%	4
NORTH PINELLAS CHILDRENS MEDICAL CENTER INC			4	100%	4
CENTERPLACE HEALTH, INC			4	100%	4
CHILDREN'S MEDICAL GROUP		4			4
MEDICAL PAVILION CLINIC			4	100%	4
GUTHRIE MEDICAL GROUP - CORNING		3	1	25%	4
ARKANSAS DEPARTMENT OF HEALTH			4	100%	4
NEWPATH DIAGNOSTICS		4			4
PARADIGM LABORATORIES			4	100%	4
MINUTECLINIC DIAG OF IND LLC #8651		3	1	25%	4
DYNACARE LABORATORIES			4	100%	4
COVENIENT CARE MEDICAL CLINIC			4	100%	4
THE LITTLE CLINIC			4	100%	4
SOMA MEDICAL CENTER, PA #4 FLORIDA MANGO			4	100%	4
HNL LAB MEDICINE		3	1	25%	4
MEDEXPRESS - NEW CASTLE, DUPONT HWY		4			4
CELERION			4	100%	4
OMNICARE PHARMACY OF TEXAS 1		4			4
EXPRESS TESTING-ONE			4	100%	4
DISCOVERY VILLAGE AT STUART		1	3	75%	4
DEPARTMENT OF HEALTH AND HUMAN SERVICES		2	2	50%	4
AFFINITY URGENT CARE			4	100%	4
PHYSICIANS FOR CHILDREN			4	100%	4
MIZELL MEMORIAL HOSPITAL			4	100%	4
HEALTHY MINORS PEDIATRIC URGENT CARE		4			4

# COVID-19: testing by laboratory

Data through Jan 23, 2021 verified as of Jan 24, 2021 at 09:25 AM

Data in this report are provisional and subject to change.

The numbers in the table below represent the number of Florida and non-Florida residents for whom test results were received by the Department of Health. A person can be tested by more than one laboratory and can have both positive and negative results. **Therefore, the sum of the numbers in each column will be larger than the total number of people tested.**

Reporting lab	Inconclusive	Negative	Positive	Percent positive	Total
CELAL GUROL ERBAY, MD			4	100%	4
PENSACOLA PEDIATRICS MILTON			4	100%	4
SONIC REFERENCE LABORATORY			4	100%	4
CRESTAR LABS		2	2	50%	4
MEDEXPRESS URGENT CARE - MOUNTAIN HOME		3	1	25%	4
BIRMINGHAM VAMC		1	3	75%	4
PLEASANTVILLE OF SEBASTIAN LLC			4	100%	4
MINUTECLINIC DIAGNOSTIC OF TN PC #643		2	2	50%	4
BARTON MEMORIAL HOSPITAL		3	1	25%	4
SIGNATURE CARE MONTROSE		2	2	50%	4
LIFE CARE HOME HEALTH SERVICES LLC		1	3	75%	4
TRUE HEALTH- HOFFNER		3	1	25%	4
FISHERMEN'S HOSPITAL			4	100%	4
DEPARTMENT OF HEALTH AND HUMAN SERVICES STATE OF NEW HAMPSHIRE			4	100%	4
FLORENCE - HUNTSVILLE HOSPITAL URGENT CARE		3	1	25%	4
BETHPAGE EXTENDED HOURS CENTER		4			4
PANCARE HEALTH - PONCE DE LEON			4	100%	4
MEDEXPRESS URGENT CARE - YORK		1	3	75%	4
REFUGE A HEALING PLACE, THE			4	100%	4
FLORIDA CANCER SPECIALISTS AND RESEARCH		2	2	50%	4
CVS MINUTE CLINIC, LLC #22		3	1	25%	4
ENCOMPASS HEALTH REHABILITATION HOSPITAL OF LARGO		3	1	25%	4
OVIEDO CHILDRENS HEALTH CENTER LLC		1	3	75%	4
REHABILITATION CENTER OF WINTER PARK,THE			4	100%	4
FLORIDA HOSPITAL ALTAMONTE		2	2	50%	4
SOUTHEASTERN REGIONAL MEDICAL CENTER			4	100%	4
MINUTECLINIC DIAGNOSTIC OF TN PC #442		4			4
IMIC INC RESEARCH			4	100%	4
LEON MEDICAL CENTERS, LLC			4	100%	4
FORSYTH HOUSE			4	100%	4
MIAMI COMMUNITY HEALTH CENTER INC		1	3	75%	4
MEDEXPRESS URGENT CARE - LOGAN		4			4
MINUTECLINIC DIAGNOSTIC OF NEVADA #87		2	2	50%	4
ADVENT HEALTH - WESTCHASE ER		1	3	75%	4
Crowne Health Care of Montgomery		4			4
SEBRING PEDIATRICS LLC			4	100%	4
OHIO DEPARTMENT OF HEALTH			4	100%	4
L3HARRIS FAMILY MEDICAL CENTER			4	100%	4
LAFAYETTE NURSING AND REHAB			4	100%	4
BAPTIST HEALTH MEDICAL CENTER			4	100%	4
SHARP MEMORIAL HOSPITAL MICROBIOLOGY DEPT			4	100%	4
SunTerrace Health Care Center		3	1	25%	4
COURTYARD GARDENS OF BOYNTON BEACH, LLC		1	3	75%	4
MEASE CONTINUING CARE		2	2	50%	4
MEDEXPRESS URGENT CARE - KOKOMO		4			4
Life Care Center of Orlando			4	100%	4
MC DIAGNOSTIC OF CONNECTICUT, PC #1043		4			4

# COVID-19: testing by laboratory

Data through Jan 23, 2021 verified as of Jan 24, 2021 at 09:25 AM

Data in this report are provisional and subject to change.

The numbers in the table below represent the number of Florida and non-Florida residents for whom test results were received by the Department of Health. A person can be tested by more than one laboratory and can have both positive and negative results. **Therefore, the sum of the numbers in each column will be larger than the total number of people tested.**

Reporting lab	Inconclusive	Negative	Positive	Percent positive	Total
FLORIDA HEALTHCARE OF ORLANDO			4	100%	4
VITAL CARE URGENT CARE			4	100%	4
PHYSICIANS IMMEDIATE CARE AURORA			4	100%	4
CARE ONE PRIMARY CARE			4	100%	4
GEORGE E WEEMS MEMORIAL HOSPITAL LAB		3	1	25%	4
MARSHALL MEDICAL CENTER SOUTH LAB		3	1	25%	4
INTEGRATED FAMILY MEDICAL CENTER			4	100%	4
MEDEXPRESS URGENT CARE - BLUEFIELD		3	1	25%	4
NORTHEAST ALABAMA REGIONAL MEDICAL CENTER		2	2	50%	4
MINUTE CLINIC DIAGNOSTIC OF PENNSYLVANIA		4			4
MEDEXPRESS URGENT CARE - FREDERICK		4			4
NEULIFE NEUROLOGICAL SERVICES LLC			4	100%	4
MINUTE CLINIC DIAGNOSTIC OF TEXAS, LLC		4			4
BOND & STEELE CLINIC PA D/B/A BOND CLINIC PA		4			4
AHC Decatur County		4			4
BIG BEND HOSPICE INC		4			4
VIDANT MEDICAL CENTER			4	100%	4
CVS TN5671POCT MARYVILLE		3	1	25%	4
MAILBOX DIAGNOSTICS		2	2	50%	4
MINUTECLINIC DIAGNOSTIC OF VIRGINIA, LLC #255		4			4
VENICE GREEN VILLAGE		3	1	25%	4
MEDEXPRESS URGENT CARE - TARENTUM		4			4
COMPASSION PEDIATRICS			4	100%	4
MEDEXPRESS URGENT CARE PLEASANT HILLS		3	1	25%	4
MINUTECLINIC DIAGNOSTIC OF VIRGINIA, LLC #1656		4			4
ELITE MEDICAL CENTER			4	100%	4
HELIX KH UC			4	100%	4
WYOMING PUBLIC HEALTH LAB			4	100%	4
SIGNATURE CARE EMERGENCY CENTER		2	2	50%	4
PALM BEACH CANCER INSTITUTE			4	100%	4
UNIVERSITY OF WASHINGTON MEDICAL CENTER (UWMC) EMERGENCY DEPT.			4	100%	4
CLINICAL LABORATORIES OF THE BUFFALO		3	1	25%	4
MINUTECLINIC DIAGNOSTIC OF VIRGINIA		4			4
MEMORIAL HEALTHCARE SYSTEM		1	3	75%	4
KENTUCKY CABINET FOR HEALTH AND FAMILY SERVICES			4	100%	4
BELLIN HEALTH LAB		1	3	75%	4
PRIMECARE		2	2	50%	4
FLORIDA HEALTH CARE PLANS STIRLING CENTER			4	100%	4
MEMORIAL HEALTH CARE SYSTEMS			4	100%	4
MEDEXPRESS URGENT CARE - CLARKSBURG		4			4
CAREWELL 202			4	100%	4
MEDEXPRESS URGENT CARE, FAIRMONT		4			4
MEDEXPRESS URGENT CARE - BECKLEY CROSS		3	1	25%	4
DEVEREUX FLORIDA CHILDRENS CENTER			4	100%	4
PM PEDIATRICS OF BAYSIDE PLLC		4			4
CVA MINUTE CLINIC DIAGNOSTIC OF VIRGINIA, LLC		4			4
TARPON SPRINGS PEDIATRICS, LLC			4	100%	4

# COVID-19: testing by laboratory

Data through Jan 23, 2021 verified as of Jan 24, 2021 at 09:25 AM

Data in this report are provisional and subject to change.

The numbers in the table below represent the number of Florida and non-Florida residents for whom test results were received by the Department of Health. A person can be tested by more than one laboratory and can have both positive and negative results. **Therefore, the sum of the numbers in each column will be larger than the total number of people tested.**

Reporting lab	Inconclusive	Negative	Positive	Percent positive	Total
RELIANT ACUTE CARE			4	100%	4
HAMPTON ALF AT 24TH ROAD LLC			4	100%	4
MINUTECLINIC #2860		3	1	25%	4
Health Care Center of Jacksonville			4	100%	4
CLAY PRIMARY & FAMILY CARE LLC			4	100%	4
DOTHAN PEDIATRIC CLINIC			4	100%	4
BAYFRONT MEDICAL			4	100%	4
HOME DOCS		2	2	50%	4
CAPITAL HEALTH LABORATORY INC			4	100%	4
CARENOW URGENT CARE-HERMITAGE			4	100%	4
HAVEN HOSPICE IN CHIEFLAND			4	100%	4
DIAGNOSTECHS		4			4
MEDEXPRESS URGENT CARE HUNTINGTON		4			4
MINUTECLINIC DIAGNOSTIC OF MAINE, LLC		2	2	50%	4
MARSHFIELD LABORATORIES			4	100%	4
FLAGLER HEALTH SERVICES INC			4	100%	4
LAKE FOREST PARK OP CO LLC		4			4
WESLEY CHAPEL INTERNAL MEDICINE AND PEDIATRICS			4	100%	4
A AND R RESEARCH GROUP LLC		2	2	50%	4
FLORIDA CLINICAL LABORATORY - BIOREFERENCE LABORATORIES		2	2	50%	4
WILLIAM A HINTON STATE LABORATORY INSTITUTE		1	3	75%	4
MEDEXPRESS URGENT CARE - PRINCETON		4			4
Grace Rehabilitation of Vero Beach		4			4
ACCENT PHYSICIAN SPECIALISTS PA		4			4
TRIDENT BIOMETRICS		3	1	25%	4
CONSULATE HEATH CARE AT WEST ALTAMONTE			4	100%	4
MEDEXPRESS URGENT CARE - MARKHAM STREE		3	1	25%	4
PRL NYC PANDEMIC RESPONSE LAB			4	100%	4
ST. MARY'S HOSPITAL			4	100%	4
REDMED OF CROSSTOWN		1	3	75%	4
EP LTC PHARMACY		3	1	25%	4
MEDEXPRESS - NEWARK		4			4
CARENOW URGENT CARE - WINTER SPRINGS		3	1	25%	4
MEDEXPRESS URGENT CARE - WEIRTON		4			4
PELICAN LANDING		1	3	75%	4
THE RETREAT AT PORT ORANGE			4	100%	4
DYNAMIC HEALTH CENTERS INC		2	2	50%	4
LAKE CONWAY URGENT CARE LLC		2	2	50%	4
CAPE COD HOSPITAL			4	100%	4
MEDEXPRESS URGENT CARE - MBURG COMMONS		4			4
PHYSICIANS REGIONAL MEDICAL CTR - COLLIER BLVD			4	100%	4
PALM HARBOR DERMATOLOGY		4			4
BIOTEST PLASMA CENTER		4			4
PHYSICIANS QUALITY CARE			4	100%	4
PANCARE HEALTH YOUNGSTOWN			4	100%	4
MEDEXPRESS - COLLINSVILLE BELT LINE		3	1	25%	4
MEDEXPRESS URGENT CARE - TEAYS VALLEY		3	1	25%	4

# COVID-19: testing by laboratory

Data through Jan 23, 2021 verified as of Jan 24, 2021 at 09:25 AM

Data in this report are provisional and subject to change.

The numbers in the table below represent the number of Florida and non-Florida residents for whom test results were received by the Department of Health. A person can be tested by more than one laboratory and can have both positive and negative results. **Therefore, the sum of the numbers in each column will be larger than the total number of people tested.**

Reporting lab	Inconclusive	Negative	Positive	Percent positive	Total
PM PEDIATRICS OF SELDEN		3	1	25%	4
BOONE DRUG & HEALTHCARE AT DEERFIELD			4	100%	4
ENTRUST IMMEDIATE CARE			4	100%	4
DEPARTMENT OF PATHOLOGY ROME MEMORIAL		3	1	25%	4
ALVARO J DANGOND MD PA		4			4
MEDEXPRESS URGENT CARE - SOUTH PARKERSBURG		4			4
WALGREENS #07034		4			4
BAYLOR ESOTERIC AND MOLECULAR LAB			4	100%	4
COMPASSION PEDIATRIC URGENT CARE LLC			4	100%	4
ADVENTHEALTH CENTRA CARE PONCIANA		1	3	75%	4
PHYSICIANS IMMEDIATE CARE ELGIN			4	100%	4
MD ANDERSON			4	100%	4
Advanced Care Center			4	100%	4
INTERMARKET FACILITY			4	100%	4
ADVENTHEALTH MEDICAL GROUP MULTISPECIALTY			4	100%	4
A & R RESEARCH GROUP			4	100%	4
APEX HOME HEALTH CARE		4			4
MINUTECLINIC DIAGNOSTIC OF TN PC #6363		4			4
SOUTH FLORIDA FAMILY HEALTH & RESEARCH CTR			4	100%	4
GULF COAST PEDIATRICS OF SARASOTA PA		1	3	75%	4
CELEBRATION PEDIATRICS			4	100%	4
THONOTOSASSA COMMUNITY HEALTH CENTER		1	3	75%	4
CVS MINUTE CLINIC DIAGNOSTIC PA #3060		3	1	25%	4
MINUTECLINIC DIAG OF IND, LLC #10190		4			4
THE DOCTORS CENTER HEALTHCARE-SOUTHSIDE		1	3	75%	4
COMPREHENSIVE CLINICAL RESEARCH, LLC			4	100%	4
DISCOVERY VILLAGE AT DEERWOOD			4	100%	4
Calusa Harbour			4	100%	4
ARCPPOINT LABS OF FORT LAUDERDALE, FL CENTRAL		1	3	75%	4
NAVAL MEDICAL CENTER SAN DIEGO			4	100%	4
MINUTE CLINIC OF KANSAS PA		1	3	75%	4
PEACEHEALTH LABORATORIES		3	1	25%	4
NORTHSIDE HOSPITAL ATLANTA		3	1	25%	4
NU WAVE MEDICAL CENTER			4	100%	4
Walker BaptistMedCtr		3	1	25%	4
HEALTH AND WELLNESS CENTER			4	100%	4
GENUS DIAGNOSTICS			4	100%	4
MEDEXPRESS URGENT CARE LAVALE		4			4
MINUTECLINIC, LLC #1796		3	1	25%	4
ADVENTHEALTH MEDICAL GROUP PEDIATRIC & ADOLESCENT		3	1	25%	4
ADULT MEDICINE OF LAKE COUNTY INC			4	100%	4
CAYUGA COUNTY HEALTH DEPARTMENT		3	1	25%	4
ST BARNABAS HOSPITAL		4			4
DERMATOLOGY SPECIALISTS OF FL - DR. JON WARD			4	100%	4
ADVENT HEALTH - TUSKAWILLA		4			4
VITRO MOLECULAR LABORATORIES			4	100%	4
SOUTHWESTERN REGIONAL MEDICAL CENTER - TULSA		4			4

# COVID-19: testing by laboratory

Data through Jan 23, 2021 verified as of Jan 24, 2021 at 09:25 AM

Data in this report are provisional and subject to change.

The numbers in the table below represent the number of Florida and non-Florida residents for whom test results were received by the Department of Health. A person can be tested by more than one laboratory and can have both positive and negative results. **Therefore, the sum of the numbers in each column will be larger than the total number of people tested.**

Reporting lab	Inconclusive	Negative	Positive	Percent positive	Total
URGENT CARE - OCONEE		2	2	50%	4
FIFTH AVENUE PEDIATRICS		3	1	25%	4
CAREATC, INC.			4	100%	4
FHCP – ORMOND BEACH			4	100%	4
MIAMI MEDICAL CONSULTANT PA			4	100%	4
Heartland of Boynton Beach			4	100%	4
SANDGATE GARDENS REHAB & NURSING CENTER		3	1	25%	4
Westminster Manor		3	1	25%	4
MARION AND BERNARD L SAMSON NURSING CENTER			4	100%	4
CAPTAIN JAMES A. LOVELL FEDERAL HEALTHCARE CENTER			4	100%	4
MINUTECLINIC DIAGNOSTIC OF ILLINOIS LL		4			4
NOVADX		2	2	50%	4
MC DIAGNOSTIC OF CONNECTICUT, PC # 257		3	1	25%	4
LATCHER LABORATORY OF A O FOX MEMORIAL		2	2	50%	4
MINUTECLINIC DIAGNOSTIC OF ILLINOIS		3	1	25%	4
BENEVA LAKES HEALTHCARE & REHAB CENTER			4	100%	4
MORTON PLANT NORTH BAY HOSPITAL			4	100%	4
GENEVA GENERAL HOSPITAL LABORATORY		3	1	25%	4
FAMILY MEDICINE AT WATERMAN		4			4
LEMOYNE COLLEGE WELLNESS CENTER FOR		4			4
MINUTECLINIC MINUTECLINIC #8505		2	2	50%	4
West Gate Village, LLC		4			4
Park Ridge Nursing Center		3	1	25%	4
MINUTECLINIC DIAGNOSTIC OF NORTH CAROLINA PC #5341		3	1	25%	4
MD NOW URGENT CARE - DELRAY WEST			4	100%	4
PANCARE HEALTH - ALTHA PUBLIC			4	100%	4
ADVENTHEALTH NEW SMYRNA BEACH COMMUNITY HEALTH			4	100%	4
SOUTHERN LABORATORY SERVICES OF NWF		4			4
MINUTECLINIC DIAGNOSTIC OF OKLAHOMA		3	1	25%	4
DIAGNOSTIC & MEDICAL SPECIALISTS OF GREENWICH		2	2	50%	4
BROWNE MEDICAL LLC		3	1	25%	4
ORLANDO ORTHOPAEDIC OUTPATIENT SURGERY CENTER		1	3	75%	4
ABSOLUTE HEALTH		4			4
OKLAHOMA STATE UNIVERSITY DIAGNOSTIC LAB			4	100%	4
DEPARTMENT OF HEALTH/ NEW YORK			4	100%	4
MEDEXPRESS URGENT CARE - CULPEPER		4			4
SJH			4	100%	4
OCHSNER MEDICAL CENTER			4	100%	4
MEDICINE SHOPPE #1306 THE		3	1	25%	4
CVS MINUTE CLINIC DIAGNOSTIC		4			4
ESTERO FIRE RESCUE		3			3
MINUTECLINIC DIAGNOSTIC OF NORTH CAROLINA PC #7054		3			3
CVS PA1671POCT LANCASTER		3			3
CORTLAND COUNTY HEALTH DEPARTMENT		3			3
OHIO CVS STORES		3			3
MEDEXPRESS URGENT CARE MARTINSBURG		2	1	33%	3
SURETOX LABORATORY LLC		2	1	33%	3

# COVID-19: testing by laboratory

Data through Jan 23, 2021 verified as of Jan 24, 2021 at 09:25 AM

Data in this report are provisional and subject to change.

The numbers in the table below represent the number of Florida and non-Florida residents for whom test results were received by the Department of Health. A person can be tested by more than one laboratory and can have both positive and negative results. **Therefore, the sum of the numbers in each column will be larger than the total number of people tested.**

Reporting lab	Inconclusive	Negative	Positive	Percent positive	Total
CRANES VIEW LODGE			3	100%	3
ANN STORCK CENTER INC		3			3
HEALTHCARE NETWORK OF SOUTHWEST FLORIDA			3	100%	3
JOHNNIE RUTH CLARKE LAB			3	100%	3
TARRANT COUNTY PUBLIC HEALTH		3			3
MINUTECLINIC DIAGNOSTIC OF WISCONSIN, LLC		3			3
NYC PUBLIC HEALTH LABS			3	100%	3
MEDEXPRESS URGENT CARE - SUMMERSVILLE, WEBSTER RD		3			3
THOMAS LANGLEY			3	100%	3
FLORIDA DEPARTMENT OF HEALTH IN MIAMI DADE COUNTY		2	1	33%	3
WESTPAC LABS INC			3	100%	3
FLAGLER FAMILY MEDICINE PA			3	100%	3
MEDEXPRESS URGENT CARE-HERSHEY		2	1	33%	3
Kroger 635 - The Little Clinic Dacula		3			3
CTRS			3	100%	3
HELIX LW UC		1	2	67%	3
MEADOWS AT CYPRESS GARDENS, THE		3			3
REGIONAL MEDICAL LAB			3	100%	3
THE CLINIC OF PEDIATRICS & GI MEDICINE, INC			3	100%	3
DOCTORS HOSPITAL RENAISSANCE			3	100%	3
CALIFORNIA DEPARTMENT OF PUBLIC HEALTH			3	100%	3
MEDEXPRESS URGENT CARE - NORTH LITTLE		2	1	33%	3
LAURELLWOOD NURSING CENTER		1	2	67%	3
CVS TN5601POCT LENOIR CITY		3			3
STRINGFELLOW MEMORIAL HOSPITAL		3			3
ST MARYS MEDICAL CENTER			3	100%	3
MEDEXPRESS URGENT CARE-CHIPPEWA		2	1	33%	3
VICAR'S LANDING NURSING HOME		2	1	33%	3
ADRIANA M CASTRO MD PA		3			3
COASTAL LABORATORIES OF FLORIDA			3	100%	3
PROMPT CARE OF CENTRAL FLORIDA LLC			3	100%	3
SAVANNAH COVE		3			3
MEDEXPRESS URGENT CARE - TULSA, S YALE AVE		3			3
PREMIER FAMILY AND SPORTS MEDICINE		2	1	33%	3
NEOGENOMICS LABORATORIES, INC		3			3
NORTH DAKOTA DEPT OF HEALTH MICROBIOLOGY		1	2	67%	3
JOHN T MACKAY MD			3	100%	3
GAINESVILLE PEDIATRIC ASSOCIATES			3	100%	3
AMERICAN SCIENTIFIC LABORATORIES LLC			3	100%	3
ADVENT HEALTH - TIMBERRIDGE ER		2	1	33%	3
NC STATE LABORATORY OF PUBLIC HEALTH		3			3
CONSOLIDATED LABORATORY SERVICES			3	100%	3
IVY CREEK URGENT CARE OF ENTERPRISE			3	100%	3
MINUTE CLINIC DIAGNOSTIC OF TN PC #64		3			3
LEXINGTON MEDICAL CENTER		1	2	67%	3
ALLIANCE PEDIATRICS PA			3	100%	3
MINUTE CLINIC LLC #5706		2	1	33%	3

# COVID-19: testing by laboratory

Data through Jan 23, 2021 verified as of Jan 24, 2021 at 09:25 AM

Data in this report are provisional and subject to change.

The numbers in the table below represent the number of Florida and non-Florida residents for whom test results were received by the Department of Health. A person can be tested by more than one laboratory and can have both positive and negative results. **Therefore, the sum of the numbers in each column will be larger than the total number of people tested.**

Reporting lab	Inconclusive	Negative	Positive	Percent positive	Total
CVS MA2172POCT NORTH GRAFTON		3			3
MONROE COUNTY DEPT OF PUBLIC HEALTH ST		3			3
CVS TX7821POCT LEAGUE CITY		3			3
PATIENT FIRST - ALLENTOWN			3	100%	3
DIXIE COUNTY EMERGENCY SERVICES			3	100%	3
EXETER HOSPITAL		3			3
MINUTECLINIC DIAGNOSTIC OF RHODE ISLAN		3			3
CVS MINUTE CLINIC DIAGNOSTIC OF TEXAS		3			3
MINUTECLINIC DIAGNOSTIC MED GRP OF SAN		3			3
GYN PATH SERVICES			3	100%	3
MINUTECLINIC, LLC #03268		2	1	33%	3
ST. LUKE'S HOSPITAL - BETHLEHEM CAMPUS		1	2	67%	3
HILLVIEW LABORATORY			3	100%	3
IOWA DEPARTMENT OF PUBLIC HEALTH			3	100%	3
WILSON PEDIATRICS			3	100%	3
FLORIDA LABORATORY ANALYSIS, LLC			3	100%	3
ALABAMA DEPT PUBLIC HEALTH			3	100%	3
MEDICAL CENTER AT OCEAN REEF,THE		2	1	33%	3
Rosedale Green		3			3
TREASURE COAST PEDIATRICS PA			3	100%	3
PLAINVIEW PRIMARY CARE		3			3
MEDFIRST URGENT CARE			3	100%	3
ADVENT HEALTH MEDICAL GROUP FAMILY MEDICINE			3	100%	3
PENSACOLA PEDIATRICS PA - TIGER POINT			3	100%	3
ST. PETERSBURG PEDIATRICS			3	100%	3
ADVANCED PEDIATRICS OF BOCA LLC			3	100%	3
ROAN DRUG COMPANY LLC		3			3
RICHMOND CITY DEPARTMENT OF PUBLIC HEALTH			3	100%	3
ELITE PRIMARY CARE OF WAYCROSS			3	100%	3
BROOKDALE NEW PORT RICHEY			3	100%	3
MEDFUSION		2	1	33%	3
SOMA MEDICAL CENTER PA #3			3	100%	3
GRAND VILLA OF PALM COAST		3			3
MEDEXPRESS URGENT CARE GREENSBURG		2	1	33%	3
HAVEN CUSTEAD CARE CENTER			3	100%	3
BRENTWOOD SENIOR LIVING AT ST PETE			3	100%	3
NORTHCREST MEDICAL CENTER		1	2	67%	3
COVID PROCESSING SITE			3	100%	3
UNITY HEALTH AND REHABILITATION CENTER			3	100%	3
MANORCARE NURSING & REHABILITATION CENTER-NAPLES		3			3
COASTAL SKIN SURGERY AND DERMATOLOGY PL		3			3
LIFE CARE CENTER OF SKAGIT VALLEY		3			3
MINUTECLINIC LLC (1435)		3			3
CULLMAN REGIONAL MEDICAL CENTER		2	1	33%	3
FRESENIUS KIDNEY CARE DUNEDIN			3	100%	3
FIRST CARE - MIDDLESBORO			3	100%	3
AVANTE AT ORMOND BEACH INC			3	100%	3

# COVID-19: testing by laboratory

Data through Jan 23, 2021 verified as of Jan 24, 2021 at 09:25 AM

Data in this report are provisional and subject to change.

The numbers in the table below represent the number of Florida and non-Florida residents for whom test results were received by the Department of Health. A person can be tested by more than one laboratory and can have both positive and negative results. **Therefore, the sum of the numbers in each column will be larger than the total number of people tested.**

Reporting lab	Inconclusive	Negative	Positive	Percent positive	Total
TMH PHYSICIAN PARTNERS BLOUNTSTOWN			3	100%	3
OCCUPATIONAL HEALTH CENTERS OF THE SOUTHWEST PA		3			3
SUN TERRACE HEALTH CARE CENTER			3	100%	3
URGENT DOC - URGENT CARE CLINIC			3	100%	3
FELICIDAD MEDICAL CENTER INC			3	100%	3
HIALEAH SHORES NURSING AND		2	1	33%	3
EMORY BENNETT VETERANS NURSING HOME		3			3
MINUTECLINIC DIAG OF IND, LLC #6910		3			3
NEMOURS CHILDRENS PRIMARY CARE HORIZON WEST			3	100%	3
MINUTECLINIC DIAGNOSTIC MED GRP OF CA		3			3
Gulfport Rehabilitation Center			3	100%	3
NEWSTAR MEDICAL LABORATORIES		3			3
INSPIRA MEDICAL CENTER VINELAND LAB		2	1	33%	3
LEWIS COUNTY MANOR		3			3
US SPECIALTY LABS			3	100%	3
OHIO DEPARTMENT OF HEALTH LABORATORY		2	1	33%	3
ORLANDO CLINICAL RESEARCH CENTER		3			3
JS HEALTHCARE		2	1	33%	3
CLEARWATER		2	1	33%	3
OPENTRONS PRL		2	1	33%	3
BRANDON REGIONAL EMERGENCY CTR			3	100%	3
BEEBE MEDICAL CENTER LABORATORY		3			3
ESCO DRUG CO INC		3			3
OPTUM PRIMARY CARE - SILVER LAKES			3	100%	3
PINELLAS POINT NURSING AND REHAB			3	100%	3
VIRTUA MEMORIAL HOSPITAL BURLINGTON COUNTY		1	2	67%	3
SISD EMPLOYEE HEALTH CLINIC			3	100%	3
VELOCITY CARE			3	100%	3
MASSASHUSETTS STATE LAB INSTITUTE		1	2	67%	3
Nashville Central Laboratory		3			3
UNC HOSPITAL/MCLENDON CLINICAL LABORATORIES			3	100%	3
TAYLOR MANOR		1	2	67%	3
LUVERNE HEALTH AND REHABILITATION		3			3
MINUTECLINIC DIAGNOSTIC OF OHIO #7790		1	2	67%	3
FLORIDA HOSPITAL LABORATORIES		3			3
DEACONESS HOSPITAL			3	100%	3
CVS OH2543POCT CANFIELD		3			3
MEDEXPRESS URGENT CARE - WHEELING		2	1	33%	3
MINUTECLINIC LLC #5176			3	100%	3
MINUTECLINIC DIAGNOSTIC OF OHIO #3407		3			3
ROANE MEDICAL CENTER		2	1	33%	3
CAREWELL URGENT CARE			3	100%	3
LOYOLA UNIVERSITY MEDICAL CENTER LABORATORY			3	100%	3
HARBOUR ISLAND PEDIATRICS LLC			3	100%	3
Kroger 124 - The Little Clinic University		3			3
TERENCE B MITCHELL MD, INC			3	100%	3
LAHEY CLINIC MEDICAL CENTER			3	100%	3

# COVID-19: testing by laboratory

Data through Jan 23, 2021 verified as of Jan 24, 2021 at 09:25 AM

Data in this report are provisional and subject to change.

The numbers in the table below represent the number of Florida and non-Florida residents for whom test results were received by the Department of Health. A person can be tested by more than one laboratory and can have both positive and negative results. **Therefore, the sum of the numbers in each column will be larger than the total number of people tested.**

Reporting lab	Inconclusive	Negative	Positive	Percent positive	Total
MEDEXPRESS URGENT CARE, BELLE VERNON		3			3
Rutgers Health Rwj University Hospital - Laboratory		2	1	33%	3
MINUTECLINIC, LLC #05814		3			3
CUMBERLAND MEDICAL CENTER INC		3			3
MUNSON MEDICAL CENTER			3	100%	3
PHYSICIANS URGENT CARE BERRY FARMS		2	1	33%	3
LEESBURG COMMUNITY HEALTH CENTERS			3	100%	3
MEDEXPRESS URGENT CARE-ARLINGTON		2	1	33%	3
LEE CONVENIENT CARE AT SUMMERLIN			3	100%	3
LITTLE SPURS PEDIATRIC URGENT CARE		1	2	67%	3
BAYCARE MEDICAL GROUP, INC		3			3
PREMIER CLINICAL RESEARCH INSTITUTE INC			3	100%	3
ASPEN VALLEY HOSPITAL			3	100%	3
VA OUTPATIENT CLINIC-NEW PORT RICHEY			3	100%	3
Centrastate Medical Center		2	1	33%	3
MEDICAL SERVICES OF AMERICA HOME HEALTH		3			3
SUMTER COUNTY HEALTH DEPARTMENT			3	100%	3
CVS MA394POCT SEEKONK		3			3
LINCOLN MEDICAL CENTER		3			3
MINUTECLINIC DIANOSTIC OF VIRGINA, LL		2	1	33%	3
FAMILY MEDICINE MEDICAL DRIVE		3			3
Bainbridge Health and Rehab		3			3
PINELLAS PARK HEALTH CENTER - PINELLAS CHD		1	2	67%	3
IMMUNOGENOMICS LLC		1	2	67%	3
OPTUM OF RED ROAD		3			3
CROSSVILLE MEDICAL GROUP		1	2	67%	3
MINUTE CLINIC DIAGNOSTIC OF SOUTH CAROLINA		2	1	33%	3
AVANTE INVERNESS		1	2	67%	3
MEDIC INFUSION PA		3			3
PALMS WEST HOSPITAL			3	100%	3
ACCESS HEALTH CARE		2	1	33%	3
SARASOTA PERSONAL MEDICINE		2	1	33%	3
TMH PHYSICIAN PARTNERS SOUTHWOOD			3	100%	3
RHEA MEDICAL CENTER		3			3
DACH MAIN LAB			3	100%	3
PROHEALTH PRIMARY CARE - GLEN OAKS		3			3
PM PEDIATRICS OF SELDEN PLLC		3			3
MINUTECLINIC DIAGNOSTIC OF MICHIGAN, P		3			3
BARONESS ERLANGER HOSPITAL		3			3
MEDEXPRESS URGENT CARE - WICHITA, S SENECA ST		1	2	67%	3
PRINCETON BMC LABORATORY		3			3
PEDIATRICS AND ADOLESCENT MEDICINE		2	1	33%	3
MEDICAL CENTER ENTERPRISE			3	100%	3
INDIANA STATE DEPARTMENT OF HEALTH LABORATORIES			3	100%	3
MEDEXPRESS URGENT CARE SHADYSIDE		3			3
PPD - IXLAYER		3			3
HELIX MEDICAL CENTERS		1	2	67%	3

# COVID-19: testing by laboratory

Data through Jan 23, 2021 verified as of Jan 24, 2021 at 09:25 AM

Data in this report are provisional and subject to change.

The numbers in the table below represent the number of Florida and non-Florida residents for whom test results were received by the Department of Health. A person can be tested by more than one laboratory and can have both positive and negative results. **Therefore, the sum of the numbers in each column will be larger than the total number of people tested.**

Reporting lab	Inconclusive	Negative	Positive	Percent positive	Total
SPRING LAKE REHABILITATION CENTER			3	100%	3
Lakeview Village		3			3
MEDEXPRESS URGENT CARE - HOLLINS		3			3
BETTERMED URGENT CARE			3	100%	3
MEDICAL UNIVERSITY SC HOSPITAL			3	100%	3
NORTHERN LIGHT LABORATORY		1	2	67%	3
QUICK CARE MED WALK IN AND URGENT CARE			3	100%	3
FLORIDA MEDICAL ASSOCIATES LLC			3	100%	3
SOFTLAB			3	100%	3
USCG SECTOR ST PETE		1	2	67%	3
MEDEXPRESS URGENT CARE - RICHMOND, W BROAD ST		3			3
SSM HEALTH ST LOUIS MICROBIOLOGY LABORATORY		1	2	67%	3
MINUTECLINIC, DIAGNOSTIC OF TEXAS, LL		3			3
MONTEFIORE MEDICAL CENTER LABS MONTEFIORE		2	1	33%	3
NOVANT HEALTH PRESBYTERIAN		2	1	33%	3
ORLANDO REGIONAL HEALTH SERVICES		1	2	67%	3
SEMINOLE FAMILY HEALTH CENTER		3			3
GROVES CENTER			3	100%	3
BOLING, STEPHANIE		3			3
SUMNER REGIONAL MEDICAL CENTER		2	1	33%	3
ST. PETERSBURG PEDIATRICS- 38TH AVENUE			3	100%	3
SCHIFF CENTER FOR LIVER DISEASES		1	2	67%	3
APEX CLINICAL LABORATORIES INC		3			3
CELEBRATION PEDIATRICS PA			3	100%	3
MEDEXPRESS URGENT CARE - WALDORF, CRAIN HWY		3			3
CVS TN2179POCT MURFREESBORO		3			3
SUNRISE SENIOR LIVING OF JACKSONVILLE			3	100%	3
CVS HEALTH MINUTE CLINIC			3	100%	3
BNC Medical Investors, LLC Berrien Nursing & Rehabilitation Center		3			3
TUFTS MEDICAL CENTER			3	100%	3
BAPTIST PRIMARY CARE, INC.		2	1	33%	3
MARYLAND STATE DEPT OF HEALTH	2		1	33%	3
OHIO HEALTH DOCTORS HOSPITAL			3	100%	3
NORTH NAPLES HOSPITAL RESPIRATORY THERAPY DEPARTMENT			3	100%	3
CVS GA3766POCT DACULA		1	2	67%	3
SENTARA NORFOLK GENERAL HOSPITAL CENTRAL LAB			3	100%	3
ADVANCED URGENT CARE OF MARATHON			3	100%	3
GLADES COUNTY DETENTION CENTER			3	100%	3
TAMPA		1	2	67%	3
CARENOW URGENT CARE - CENTRAL AUSTIN			3	100%	3
FHPG TAMPA PRIMARY CARE			3	100%	3
UNIVERSITY OF MIAMI / SCCC RESEARCH LABORATORY			3	100%	3
Hunterdon Medical Center Laboratory		3			3
AUSTIN PUBLIC HEALTH			3	100%	3
Enterprise Health and Rehabilitation Center		3			3
SMOKY MOUNTAIN URGENT CARE AND FAMILY MEDICINE CENTER			3	100%	3
HARBOUR'S EDGE		2	1	33%	3

# COVID-19: testing by laboratory

Data through Jan 23, 2021 verified as of Jan 24, 2021 at 09:25 AM

Data in this report are provisional and subject to change.

The numbers in the table below represent the number of Florida and non-Florida residents for whom test results were received by the Department of Health. A person can be tested by more than one laboratory and can have both positive and negative results. **Therefore, the sum of the numbers in each column will be larger than the total number of people tested.**

Reporting lab	Inconclusive	Negative	Positive	Percent positive	Total
LONG ISLAND UNIVERSITY - POST CAMPUS		3			3
MPG JACKSONVILLE ATLANTIC BLVD		1	2	67%	3
CORNERSTONE PEDIATRICS			3	100%	3
SANFORD MOBILE LAB			3	100%	3
HARLEM HOSPITAL CENTER		3			3
WELLMED AT APOLLO BEACH BLVD		1	2	67%	3
ONSLOW MEMORIAL HOSPITAL LABORATORY		3			3
CENTRAL DUPAGE HOSPITAL			3	100%	3
QUATRACOR PLLC		3			3
WINTER PARK INTERNAL MEDICINE MD PA		2	1	33%	3
PATHOLOGY REFERENCE LAB LLC			3	100%	3
ALLIED PHYSICIANS GROUP PLLC		3			3
MOBIL LAB FOR ALL INC		3			3
STONE CLINICAL LABORATORIES OF FL LLC		3			3
CORTLAND REGIONAL MEDICAL CENTER		3			3
MINUTECLINIC, LLC #1431		2	1	33%	3
STATCARE URGENT & WALK IN MEDICAL CARE		2	1	33%	3
HUNT CLUB MEDICAL CARE			3	100%	3
BRADENTON PHYSICIAN MEDICAL CENTER			3	100%	3
MEDEXPRESS URGENT CARE - WILKES BARRE		2	1	33%	3
TIEHH BIOTERRORISM RESPONSE LAB			3	100%	3
CULLMAN REGIONAL URGENT CARE		2	1	33%	3
WINDER NURSING INC DBA WINDER HEALTH CARE		3			3
FHPG FAMILY MEDICAL CENTER OF TAMPA BAY		1	2	67%	3
MINUTECLINIC DIAGNOSTIC OF PENNSYLVAN		2	1	33%	3
LISTENING DOCTOR PLLC, THE			3	100%	3
MEDEXPRESS URGENT CARE, CHAMBERSBURG		2	1	33%	3
MARION COUNTY FIRE RESCUE		3			3
UNIVERSITY OF MICHIGAN		2	1	33%	3
HOUSTON METHODIST HOSPITAL			3	100%	3
CVS MINUTE CLINIC DIAG OF IND LLC #5206		2	1	33%	3
GENTLE HANDS MOBILE PHLEBOTOMY			3	100%	3
ALLIANCE FOR MULTISPECIALTY RESEARCH		3			3
GARCIA MORALES NELSON			3	100%	3
MEDICAL CENTER OF THE ROCKIES			3	100%	3
BETH ISRAEL MEDICAL CENTER LABS		3			3
Life Care Center of Citrus County		2	1	33%	3
Greystone Health Care Center		3			3
MINUTECLINIC DIAG OF IND LLC #6840		3			3
RIVER CITY MEDICAL ASSOCIATES INC			3	100%	3
BROOKDALE OAKBRIDGE		1	2	67%	3
ADVANCED HEART CARE OF SOUTH FLORIDA		3			3
MEDLAB INC		3			3
SPARROW CENTRAL LAB			3	100%	3
ORCHID COVE DAYTONA			3	100%	3
KISSIMMEE URGENT CARE		3			3
COVENANT PEDIATRICS		1	2	67%	3

# COVID-19: testing by laboratory

Data through Jan 23, 2021 verified as of Jan 24, 2021 at 09:25 AM

Data in this report are provisional and subject to change.

The numbers in the table below represent the number of Florida and non-Florida residents for whom test results were received by the Department of Health. A person can be tested by more than one laboratory and can have both positive and negative results. **Therefore, the sum of the numbers in each column will be larger than the total number of people tested.**

Reporting lab	Inconclusive	Negative	Positive	Percent positive	Total
SCIENTIFIC LABORATORY DIVISION			3	100%	3
ADVANCED PEDIATRICS			3	100%	3
GONZALEZ MD AND ASWAD MD HEALTH SERVICES			3	100%	3
Bethany Health and Rehab		3			3
MAYO		1	2	67%	3
RAPID CITY RUGENT CARE			3	100%	3
PROPATH			3	100%	3
CVS SC3838POCT ANDERSON		3			3
ADVICE FOR OPTIMAL WELLNESS, INC			3	100%	3
CAMPAZZI CONCIERGE MEDICAL SERVICES		2	1	33%	3
MEDEXPRESS URGENT CARE-PASADENA		3			3
TIFTON CARECONNECT URGENT CARE			3	100%	3
COMMUNICABLE DISEASE CONTROL/PUBLIC HEALTH EMERGENCY PREPAREDNESS			3	100%	3
PALM BAY URGENT CARE PL		1	2	67%	3
Cleveland Clinic Weston			3	100%	3
CVS NY4098030POCT NEW YORK		3			3
ALOHA HOME CARE LLC DBA ACCENTCARE HOME HEALTH OF		3			3
CARESPOT-WELLINGTON			3	100%	3
MINUTECLINIC, LLC #4682		2	1	33%	3
LIZS ADULT CARE		3			3
NORTHWEST FLORIDA CLINICAL LAB		1	2	67%	3
NEMOURS CHILDRENS PRIMARY CARE MAITLAND			3	100%	3
VIRGINIA DIVISION OF CONSOLIDATED LABORATORIES			3	100%	3
CVS OH6123POCT CINCINNATI		2	1	33%	3
MONTANA PUBLIC HEALTH LAB			3	100%	3
MINUTECLINIC DIAG OF IND, LLC #6483		1	2	67%	3
TRUE HEALTH – LAKE UNDERHILL		3			3
KEY WEST URGENT CARE, INC		3			3
MICHIGAN HEALTH CLINIC LABORATORIES		2	1	33%	3
GRAND AVE PHARMACY			3	100%	3
MERCY URGENT CARE			3	100%	3
UNIVERISTY OF MIAMI			3	100%	3
JACKSON SOUTH COMMUNITY HOSPITAL LAB			3	100%	3
HARBORCHASE OF STUART			3	100%	3
THE WINDSOR OF OCALA			3	100%	3
ACL LABORATORIES INDUSTRIAL TOXICOLOGY			3	100%	3
MINUTE CLINIC DIAG OF IND LLC #8674		3			3
COMMUNITY MEDICAL CENTER			3	100%	3
Magnolia Health and Rehab Center			3	100%	3
PEDIATRICS BY THE SEA JOG RD OFFICE			3	100%	3
MORGAN STANLEY HEALTH CENTER		3			3
MINUTECLINIC, LLC, DBA MINUTECLINIC #6		3			3
ASCENDI HOME HEALTH AGENCY INC			3	100%	3
State Lab Unspecifd			3	100%	3
Broadview Multi-Care Center		3			3
SIGNATURE CARE PFLUGERVILLE			3	100%	3
MOULTRIE CREEK NURSING AND REHAB			3	100%	3

# COVID-19: testing by laboratory

Data through Jan 23, 2021 verified as of Jan 24, 2021 at 09:25 AM

Data in this report are provisional and subject to change.

The numbers in the table below represent the number of Florida and non-Florida residents for whom test results were received by the Department of Health. A person can be tested by more than one laboratory and can have both positive and negative results. **Therefore, the sum of the numbers in each column will be larger than the total number of people tested.**

Reporting lab	Inconclusive	Negative	Positive	Percent positive	Total
MED FUSION			3	100%	3
FLORIDA GASTROENTEROLOGY ASSOCIATES PA		3			3
EMERALD COAST CENTER			3	100%	3
Mill Valley Care Center		3			3
ADVENT HEALTH - CENTRAL PASCO ER			3	100%	3
MAINE DEPARTMENT OF HEALTH AND HUMAN SERVICES			3	100%	3
VILLAGES HEALTH, THE		3			3
ASSOCIATES IN MEDICINE		1	2	67%	3
PARRISH MEDICAL CENTER-WAIVED TESTING		3			3
MEDEXPRESS-HOUSTON EAST FWY		1	2	67%	3
SIGNATURE URGENT CARE			3	100%	3
JUPITER CLINIC			3	100%	3
NORTH SHORE HOSP. INFECTION CONTROL			3	100%	3
BAPTIST OUTPATIENT SERVICES			3	100%	3
COOPER UNIVERSITY HOSPITAL LABORATORY		2	1	33%	3
SUMMIT MEDICAL GROUP - WEST ORANGE		3			3
FAMILY MEDICINE AT WINTER PARK			3	100%	3
CGH MEDICAL CENTER			3	100%	3
FLORIDA HOSPITAL PHYSICIANS GROUP		1	2	67%	3
PEDIATRICS IN BREVARD-COCOA BEACH		2	1	33%	3
FAMILY TREE DNA			3	100%	3
MEDEXPRESS URGENT CARE-SCOTT TOWNSHIP		3			3
CVS GA2470POCT CANTON		3			3
SHANDS AT LAKE SHORE LAB		1	2	67%	3
FLORIDA MENTOR-POINT WEST CLUSTER		3			3
MINUTECLINIC DIAGNOSTIC OF TN PC #240		3			3
Westside Terrace		3			3
THE PATHOLOGY LABORATORY		1	2	67%	3
MINUTECLINIC DIAG OF IND, LLC #2387		3			3
GREATER MOBILE URGENT CARE - SPRINGHILL			3	100%	3
CVS SC7396POCT NORTH MYRTLE BEACH		3			3
BROOKDALE SENIOR LIVING			3	100%	3
CVS OH3393POCT AURORA		2	1	33%	3
TERRACE OF ST CLOUD, THE		2	1	33%	3
WEEMS MEDICAL CENTERS		2	1	33%	3
MEDEXPRESS URGENT CARE- FORT WORTH N T		3			3
ERIE COUNTY PUBLIC HEALTH CLINICAL		3			3
MINUTECLINIC DIAGNOSTIC OF WISCONSIN,		3			3
SOUTH COUNTY MENTAL HEALTH CENTER INC			3	100%	3
PANCARE HEALTH - KATE SMITH ELEMENTARY		1	2	67%	3
NORTH BROWARD HOSPITAL DISTRICT HEALTHCARE FOR THE HOMELESS			3	100%	3
FAMILY TREE MEDICAL GROUP PA		2	1	33%	3
MID FLORIDA CLINICAL LABORATORY		2	1	33%	3
CARENOW-ATASCOCITA			3	100%	3
HEALTHQUEST, INC		2	1	33%	3
WALGREENS #07502		3			3
REELFOOT FAMILY WALK IN CLINIC		2	1	33%	3

# COVID-19: testing by laboratory

Data through Jan 23, 2021 verified as of Jan 24, 2021 at 09:25 AM

Data in this report are provisional and subject to change.

The numbers in the table below represent the number of Florida and non-Florida residents for whom test results were received by the Department of Health. A person can be tested by more than one laboratory and can have both positive and negative results. **Therefore, the sum of the numbers in each column will be larger than the total number of people tested.**

Reporting lab	Inconclusive	Negative	Positive	Percent positive	Total
WEST TN HEALTH MED NORTH		3			3
MEDEXPRESS URGENT CARE - WAXAHACHIE, N HIGHWAY 77		1	2	67%	3
PUBLIC HEALTH TRUST OF MIAMI DADE COUNTY			3	100%	3
FOX FAMILY PRACTICE		3			3
MINUTECLINIC DIAGNOSTIC OF SC, LLC #7		2	1	33%	3
MINUTECLINIC, LLC #5707		3			3
MINUTECLINIC DIAGNOSTIC OF TEXAS LLC		2	1	33%	3
MONTANA DEPARTMENT OF PUBLIC HEALTH & HUMAN SERVICES			3	100%	3
MINUTECLINIC, LLC #7139		3			3
FRESENIUS MEDICAL CARE			3	100%	3
QUEST DIAGNOSTICS PSC			3	100%	3
ST LUKES HOSPITAL LABORATORY		2	1	33%	3
ADVENTHEALTH SEBRING- INFECTION CONTROL DEPARTMENT			3	100%	3
UNIVERSITY OF KANSAS MEDICAL CENTER			3	100%	3
LIFEHOPE LABS			3	100%	3
WYOMING DEPT OF HEALTH			3	100%	3
CVS RI1717POCT 1 CVS DR			3	100%	3
ALLIANCE LABS @LRMC			3	100%	3
PRISMA HEALTH MIDLANDS			3	100%	3
YORK HOSPITAL - LABORATORY			3	100%	3
LOUISIANA DEPT. OF HEALTH AND HOSPITALS-INFECTIOUS DISEASE EPI SECTION			3	100%	3
FASTCARE LLC			2	100%	2
AMERICAN MEDICAL LABORATORIES			2	100%	2
BMC/JACSONVILLE		1	1	50%	2
BD MEDICAL SYSTEMS			2	100%	2
MAJESTIC GUARDIANS			2	100%	2
TRICORE REFERENCE LABORATORY		1	1	50%	2
ASCENSION ST MICHAEL'S HOSPITAL LAB		1	1	50%	2
24TH WEAPONS OF MASS DESTRUCTION - CIVIL SUPPORT		2			2
SUNCOAST TECHNICAL COLLEGE SCHOOL OF HEALTH		2			2
MEMORIAL HERMANN			2	100%	2
Parkside Villa		2			2
PEACEHEALTH CENTRAL		2			2
BASSETTI MEDICAL RESEARCH INC			2	100%	2
ADVANTA ANALYTICAL LABORATORIES			2	100%	2
PRECISION DIAGNOSTIC INC		2			2
DOCTOR 4 U CLINIC			2	100%	2
JOHN KNOX MANOR INC II		1	1	50%	2
SOMA MEDICAL CENTER MD PA #7 ATTN PEDIATRICS			2	100%	2
COVANCE			2	100%	2
CARESPOT URGENT CARE		1	1	50%	2
Greystone Nursing and Rehab, LLC			2	100%	2
NORTON IMMEDIATE CARE CENTER - PRESTON			2	100%	2
WARE EXPRESS CARE			2	100%	2
Kroger 627 - The Little Clinic Castleberry		1	1	50%	2
JRS LABORATORY			2	100%	2
CSS- TWELVE OAKS			2	100%	2

# COVID-19: testing by laboratory

Data through Jan 23, 2021 verified as of Jan 24, 2021 at 09:25 AM

Data in this report are provisional and subject to change.

The numbers in the table below represent the number of Florida and non-Florida residents for whom test results were received by the Department of Health. A person can be tested by more than one laboratory and can have both positive and negative results. **Therefore, the sum of the numbers in each column will be larger than the total number of people tested.**

Reporting lab	Inconclusive	Negative	Positive	Percent positive	Total
POINT OF CARE PRIVATE HEALTH MANAGEMENT			2	100%	2
Fort Gaines Health and Rehab		2			2
MINUTECLIINIC DIAGNOSTIC OF NORTH CARO		2			2
TMH EC NORTHEAST LABORATORY			2	100%	2
BAY CORRECTIONAL AND REHABILITATION FACILITY			2	100%	2
MINUTE CLINIC DIAGNOSTIC OF VIRGINIA, LLC #1905		2			2
CENTRAL FLORIDA PRIMARY CARE			2	100%	2
MINUTECLINIC DIAG OF IND, LLC #6697		2			2
MINUTECLINIC DIAGNOSTIC PA #3344		2			2
ADVENTHEALTH MEDICAL GROUP INTERNAL MEDICINE AT			2	100%	2
BAYLOR COLLEGE OF MEDICINE			2	100%	2
SYNEOS HEALTH			2	100%	2
CARENOW-LEBANON		1	1	50%	2
CLINICA HISPANIA			2	100%	2
MINUTE CLINIC DIAGNOSTIC OF KANSAS PA		2			2
PM PEDIATRICS OF BAYSIDE, PLLC - MANHASSET		2			2
PTC LABORATORIES			2	100%	2
SCRIPPS CLINIC MEDICAL			2	100%	2
MEDEXPRESS URGENT CARE - CEDAR KNOLLS		2			2
Iowa Veterans Home		2			2
ORLANDO LUTHERAN TOWERS		1	1	50%	2
CELEBRATION PRIMARY CARE ASSOCIATES LLC		2			2
ADVANCED URGENT CARE CENTER OF THE UPPER KEYS			2	100%	2
APC PEDIATRICS			2	100%	2
ILLINOIS DEPT OF PUBLIC HEALTH LABS			2	100%	2
CVS OH3080POCT HUBER HEIGHTS		2			2
NOVA SOUTHEASTERN UNIVERSITY - STUDENT MEDICAL CTR			2	100%	2
MEDEXPRESS URGENT CARE - LITTLE ROCK		1	1	50%	2
University Center East			2	100%	2
MINUTECLINIC, LLC #07852		2			2
WISCONSIN STATE LABORATORY OF HYGIENE		1	1	50%	2
URGENT CARE AND SURGERY CENTER			2	100%	2
FL DEPT OF HEALTH MARION COUNTY MOBILE HEALTH UNIT			2	100%	2
ELMHURST MEMORIAL HOSPITAL			2	100%	2
MAYO CLINIC GROUP PRACTICE LABORATORY			2	100%	2
SOUTH FLORIDA DIALYSIS CENTER			2	100%	2
MERCY CONVENIENT CARE			2	100%	2
LABRADOR PRIMARY CARE CENTER			2	100%	2
Lakeside Oaks Care Center			2	100%	2
FLORIDA KEYS PED & ADOLES CTR			2	100%	2
CCRX OF NORTH CAROLINA, LLC		1	1	50%	2
Alden Des Plaines			2	100%	2
BENEVA LAKES ASSISTED LIVING CENTER			2	100%	2
NATIONAL JEWISH HEALTH			2	100%	2
VAULT HEALTH			2	100%	2
REGIONAL MEDICAL CENTER BAYONET POINT			2	100%	2
DASCENA LAB			2	100%	2

# COVID-19: testing by laboratory

Data through Jan 23, 2021 verified as of Jan 24, 2021 at 09:25 AM

Data in this report are provisional and subject to change.

The numbers in the table below represent the number of Florida and non-Florida residents for whom test results were received by the Department of Health. A person can be tested by more than one laboratory and can have both positive and negative results. **Therefore, the sum of the numbers in each column will be larger than the total number of people tested.**

Reporting lab	Inconclusive	Negative	Positive	Percent positive	Total
BAPTIST HOSPITAL EMPLOYEE HEALTH OFF			2	100%	2
POWERS PEDIATRICS			2	100%	2
THE FOUNTAIN AT BOCA CIEGA BAY		2			2
Gracemore Nursing and Rehab		2			2
MEDEXPRESS URGENT CARE-BLOOMFIELD AVEN		2			2
SPECIALTY LABORATORIES			2	100%	2
Heartland Healthcare Center Boca Raton			2	100%	2
BRIGHAM AND WOMEN'S HOSPITAL			2	100%	2
POMERENE HOSPITAL			2	100%	2
CHEROKEE COUNTY HEALTH AND REHAB CENTER		2			2
CVS CA8850POCT HUNTINGTON BEACH		1	1	50%	2
Kings County Hospital Center			2	100%	2
FLORIDA PRIMARY & SPECIALTY CARE		2			2
UMHC HOLLYWOOD LABORATORY			2	100%	2
SCIENTIFIC LABORATORY COMPANY		2			2
MEDEXPRESS URGENT CARE NORWIN		2			2
PHYSICIANS MEDICAL CENTER		2			2
CHNJ		2			2
WISE HEALTH SYSTEM		1	1	50%	2
Church Creek SNF			2	100%	2
CARE CENTERS OF NASSAU LLC MINER ROAD SOUTH		2			2
CREATIVE HEALTH CENTER			2	100%	2
MEDEXPRESS URGENT CARE-SELINGSGROVE		2			2
ACCESS MEDICAL GROUP OF FLORIDA CITY			2	100%	2
SUMMERFIELD RETIREMENT LIVING, INC			2	100%	2
ADVANCED MEDICAL RESEARCH CENTER LLC			2	100%	2
ADVENT HEALTH CENTRAL TEXAS		1	1	50%	2
SWEDISH COVENANT HOSPITAL			2	100%	2
MEDEXPRESS URGENT CARE- COLUMBIA HEIGH		2			2
HOLY TRINITY PHARMACY LLC		2			2
Lenox on the Lake			2	100%	2
MEDEXPRESS URGENT CARE - WEXFORD		2			2
MEDEXPRESS URGENT CARE - LINCOLN VILLA		2			2
MINUTE CLINIC DIAGNOSTIC OF VIRGINIA, LLC #7543		2			2
JEFFERSON WASHINGTON TOWNSHIP HOSPITAL		2			2
CVS PA8979POCT HARRISBURG		2			2
PHYSICIANS LABORATORY SERVICES			2	100%	2
Hartwell Health and Rehabilitation		2			2
PRECISION CLINICAL RESEARCH			2	100%	2
OPP HEALTH AND REHABILITATION		2			2
ELITE CARE			2	100%	2
PEDIATRIC HEALTH CARE		1	1	50%	2
MEDEXPRESS URGENT CARE - OMAHA N 72 ST		2			2
MIAMI BEACH MEDICAL GROUP LLC			2	100%	2
THE CLUB AT BOYNTON BEACH, LLC			2	100%	2
ALL PEDIATRIC CARE PA			2	100%	2
STANFORD HEALTH CARE ANATOMIC PATHOLOGY & CLINICAL LAB			2	100%	2

# COVID-19: testing by laboratory

Data through Jan 23, 2021 verified as of Jan 24, 2021 at 09:25 AM

Data in this report are provisional and subject to change.

The numbers in the table below represent the number of Florida and non-Florida residents for whom test results were received by the Department of Health. A person can be tested by more than one laboratory and can have both positive and negative results. **Therefore, the sum of the numbers in each column will be larger than the total number of people tested.**

Reporting lab	Inconclusive	Negative	Positive	Percent positive	Total
METHODIST MANSFIELD MEDICAL CENTER			2	100%	2
CVS MD1881POCT DUNKIRK		2			2
CVS GA2147POCT KENNESAW		1	1	50%	2
UNIVERSTIY CENTER MEDICAL LLC DBA		2			2
MEDEXPRESS URGENT CARE-SALINA, S 9TH ST		2			2
PEACE RIVER MEDICAL CENTER		2			2
GOLDSTEIN			2	100%	2
SIGNATURE HEALTHCARE OF MIDDLEBURG		2			2
BIRMINGHAM INTERNAL MEDICINE ASSOCIATE		1	1	50%	2
COMPLETE HEALTH MEDICAL CENTER			2	100%	2
AdventHealth Care Center Orlando North			2	100%	2
BAYCARE LABORATORIES			2	100%	2
LEESBURG REGIONAL MEDICAL CENTER URGENT CARE			2	100%	2
Kroger 096 - The Little Clinic Orchard and Holly		2			2
CVS NJ862POCT MARLBORO		2			2
ATHENA CARE RESOURCES LLC		2			2
DMC UNIVERSITY LABORATORIES		1	1	50%	2
NEMOURS CHILDREN'S URGENT			2	100%	2
ROPER HOSPITAL			2	100%	2
POINTE AT NEW PORT PLACE,THE		2			2
EASTLAKE MEDICAL CENTER		2			2
STEWARD ST ELIZABETH MEDICAL CENTER			2	100%	2
MINUTECLINIC DIAG OF IND, LLC #6908		2			2
NORTHWELL HEALTH			2	100%	2
CALIFORNIA DIVISION OF COMMUNICABLE DISEASE CONTROL			2	100%	2
NLC LABS			2	100%	2
INA		1	1	50%	2
MOBILE COUNTY HEALTH DEPARTMENT		1	1	50%	2
GULF COAST MEDICAL CENTER RESPIRATORY CARE			2	100%	2
Timber Ridge Health Care Center			2	100%	2
PM PEDIATRICS OF SELDEN, PLLC		2			2
CLINICAL PATHOLOGY LABORATORIES			2	100%	2
AHC of Mckenzie		2			2
New Jersey Aim At Smg		2			2
FLORIDA SCHOOL FOR THE DEAF & BLIND			2	100%	2
HCR MANOR CARE SERVICES OF FLORIDA III INC		2			2
MINUTECLINIC, LLC (CLINIC 10928)		2			2
CVS TX8387POCT AUSTIN		2			2
HARBORCHASE OF GAINESVILLE			2	100%	2
NEW BRIDGE MEDICAL CENTER		2			2
ORLANDO FAMILY PHYSICIANS INC			2	100%	2
BRANDYWYNE HEALTH CARE CENTER			2	100%	2
WARD MEMORIAL HOSPITAL		2			2
DEPT OF HEALTH			2	100%	2
LEE MEMORIAL HEALTH SYSTEM D/B/A			2	100%	2
AMEDISYS HOME HEALTH OF GREENVILLE			2	100%	2
Signature Healthcare of Savannah		2			2

# COVID-19: testing by laboratory

Data through Jan 23, 2021 verified as of Jan 24, 2021 at 09:25 AM

Data in this report are provisional and subject to change.

The numbers in the table below represent the number of Florida and non-Florida residents for whom test results were received by the Department of Health. A person can be tested by more than one laboratory and can have both positive and negative results. **Therefore, the sum of the numbers in each column will be larger than the total number of people tested.**

Reporting lab	Inconclusive	Negative	Positive	Percent positive	Total
UWMC MONTLAKE DEPT OF LAB MED			2	100%	2
GULF COAST REGIONAL MEDICAL CARE		2			2
MINUTECLINIC DIAGNOSTIC OF TEXAS, LLC #7435		2			2
JACKSON LABORATORY OF GENOMIC MEDICINE		2			2
MEDEXPRESS URGENT CARE - SPRINGDALE, S 40TH STREET		2			2
CVS MN1751POCT MAPLEWOOD		2			2
MIDWAY SPECIALTY CARE RX LLC			2	100%	2
CROSSROADS			2	100%	2
MEDEXPRESS URGENT CARE-MT PLEASANT		1	1	50%	2
PEPIN ACADEMIES-PASCO		2			2
MAWD PATHOLOGY GROUP			2	100%	2
LEE PHYSICIAN GROUP		1	1	50%	2
SOUTHERN SURGICAL ARTS		2			2
MINUTECLINIC DIAGNOSTICS OF IND LLC		1	1	50%	2
ALVERNO CLINICAL LABORATORIES			2	100%	2
FIRST PREVENTION AND DIALYSIS CENTER LLC			2	100%	2
MEDSTAR HARBOR HOSPITAL			2	100%	2
BROOKDALE ALTAMONTE SPRINGS			2	100%	2
HAWAII DEPARTMENT OF HEALTH			2	100%	2
Luther Acres Manor		2			2
SUPERIOR RESIDENCES OF CLERMONT		2			2
ADVANCED MEDICAL CARE			2	100%	2
MEMORIAL HOSPITAL OF SOUTH BEND			2	100%	2
THE PALMS PHARMACY, INC		2			2
Kroger 853 - The Little Clinic East Broad Street		2			2
CVS MINUTE CLINIC DIAGNOSTIC OF TN #3293		2			2
MEASE COUNTRYSIDE HOSPITAL CARDIAC REH			2	100%	2
MARTIN MEDICAL CENTER INC		1	1	50%	2
INSPIRE HEALTHCARE CENTER			2	100%	2
REGIONS HOSPITAL LABORATORY			2	100%	2
HALIFAX HEALTH CARE FOR WOMEN		2			2
CENTRAL FLORIDA FAMILY HEALTH CENTER		2			2
CVS IL8747POCT CHICAGO		2			2
INDUSTRY LAB DIAGNOSTIC PARTNERS			2	100%	2
MISSION HOSPITAL REGIONAL MEDICAL CENTER			2	100%	2
NEW GEN LABS			2	100%	2
GRAND VILLA OF NEW PORT RICHEY			2	100%	2
BOND COMMUNITY HEALTH CENTER			2	100%	2
CHESTERFIELD HEALTHCARE GROUP, INC		2			2
HEALTH FIRST MEDICAL GROUP			2	100%	2
UNIVERSITY OF MARYLAND MEDICAL CENTER			2	100%	2
LIFETIME FAMILY URGENT CARE			2	100%	2
UW HOSPITAL AND CLINICS		1	1	50%	2
SOFTCELL L-FORM LABORATORIES, LLC			2	100%	2
ADVENTHEALTH IMAGING PARTIN SETTLEMENT			2	100%	2
MEDEXPRESS URGENT CARE, LANCASTER WEST		1	1	50%	2
MANATEE MEMORIAL HOSPITAL CLINICAL LABORATORY			2	100%	2

# COVID-19: testing by laboratory

Data through Jan 23, 2021 verified as of Jan 24, 2021 at 09:25 AM

Data in this report are provisional and subject to change.

The numbers in the table below represent the number of Florida and non-Florida residents for whom test results were received by the Department of Health. A person can be tested by more than one laboratory and can have both positive and negative results. **Therefore, the sum of the numbers in each column will be larger than the total number of people tested.**

Reporting lab	Inconclusive	Negative	Positive	Percent positive	Total
CVS IN6605POCT INDIANAPOLIS		1	1	50%	2
INTEGRITY CLINICAL RESEARCH CENTER INC		1	1	50%	2
MEMORIAL SLOAN KETTERING CANCER CENTER		1	1	50%	2
CVS PA7132POCT THORNDALE		2			2
BELLIN HOSPITAL			2	100%	2
EASTERN FLORIDA STATE COLLEGE - PALM BAY CAMPUS□			2	100%	2
MINUTECLINIC DIAG OF IND, LLC #6472		2			2
CHAPPEL GROUP RESEARCH, THE		2			2
PEDIATRICS IN NORTH FLORIDA PA			2	100%	2
SPRING HILL REGIONAL HOSPITAL			2	100%	2
BEECHTREE MOLECULAR LAB LLC			2	100%	2
BIOHEALTH MEDICAL LAB INC			2	100%	2
SAFE PMC		2			2
WINKLER COURT□		1	1	50%	2
WOMENS CARE FLORIDA LLC-LABORATORY		2			2
Stillwater Healthcare		2			2
MINUTE CLINIC LLC #10203		2			2
HEARTLAND - CHARLESTON OF HANAHAN SC,		2			2
ALL AMERICAN URGENT CARE			2	100%	2
Metro West Nursing and Rehab			2	100%	2
DEPARTMENT OF HEALTH AND HUMAN SERVICES DIVISION OF BEHAVIORAL HEALTH		1	1	50%	2
IMMERSION RESIDENTIAL LLC			2	100%	2
MINUTECLINIC MINUTECLINIC #4978		1	1	50%	2
SANTA ROSA COUNTY HEALTH DEPARTMENT			2	100%	2
LEGACY ER & URGENT CARE - FRISCO WEST			2	100%	2
SOUTH FLORIDA PEDIATRIC PARTNERS			2	100%	2
LOCH HAVEN PEDIATRICS			2	100%	2
SHELL POINT HOME HEALTH			2	100%	2
STUDENT HEALTH SERVICES			2	100%	2
WALKONCLINIC			2	100%	2
LEE MEMORIAL HOSPITAL BLOOD GAS LAB			2	100%	2
TALLAHASSEE MEMORIAL HEALTHCARE FAMILY MED RESIDENCY			2	100%	2
DAYTON CHILDRENS HOSPITAL LAB			2	100%	2
STPET		1	1	50%	2
VIRGINIA DEPT OF HEALTH OFFICE OF EPIDEMIOLOGY			2	100%	2
TULANE MEDICAL CENTER			2	100%	2
MINUTECLINIC DIAGNOSTIC, PA #10252		2			2
Jackson Health Care Facility			2	100%	2
UT PATH			2	100%	2
JOHN D. ARCHBOLD MEM. HOSPITAL			2	100%	2
EMERALD TRACE		2			2
FLORIDA DEPARTMENT OF HEALTH (FDOH)			2	100%	2
CVS AZ5891POCT GILBERT		1	1	50%	2
ST CHARLES BEND LABORATORY		1	1	50%	2
MARTHA A PRICE MD PA		1	1	50%	2
ORANGE COUNTY HEALTH DEPARTMENT		1	1	50%	2
Kroger 745 - The Little Clinic Somerset		2			2

# COVID-19: testing by laboratory

Data through Jan 23, 2021 verified as of Jan 24, 2021 at 09:25 AM

Data in this report are provisional and subject to change.

The numbers in the table below represent the number of Florida and non-Florida residents for whom test results were received by the Department of Health. A person can be tested by more than one laboratory and can have both positive and negative results. **Therefore, the sum of the numbers in each column will be larger than the total number of people tested.**

Reporting lab	Inconclusive	Negative	Positive	Percent positive	Total
Robert Cranfield			2	100%	2
AMERICAN HEALTH ASSOC. LABORATORY SOUTH			2	100%	2
Cedar Valley Nursing & Rehab Center		2			2
MEDEXPRESS URGENT CARE, HERMITAGE		1	1	50%	2
STARLING AT NOCATEE			2	100%	2
COASTAL MEDICAL LAB			2	100%	2
Manorcare Health Services West Reading North		2			2
ACCESS LABORATORIES LLC			2	100%	2
EXPRESSCARE URGENT CARE CENTER			2	100%	2
MEDEXPRESS URGENT CARE-WILKINS TOWNSHIP, WILLIAM PENN HIGHWAY		2			2
HOLY FAMILY MEDICAL CENTER		1	1	50%	2
UTMB PATHOLOGY CLINICAL SERVICES LABORATORY			2	100%	2
HANOVER ENDOSCOPY CENTER		2			2
MINUTE CLINIC DIAGNOSTIC MED GRP		2			2
INTEGRATED REGIONAL LABS			2	100%	2
TRUE HEALTH INC			2	100%	2
NATIONWIDE LABORATORY SERVICES		1	1	50%	2
Kroger 739 - The Little Clinic La Grange Road		2			2
MEDICAL CITY DALLAS HOSPITAL			2	100%	2
SUNBRIDGE CARE & REHAB FOR DECATUR		2			2
ST VINCENTS AMBULATORY CARE INC DBA			2	100%	2
Kroger 020 - The Little Clinic Wheat Ridge		2			2
CVS MO10151POCT SPRINGFIELD		1	1	50%	2
PANCARE HEALTH - SNEADS ELEMENTARY			2	100%	2
SARASOTA IMMEDIATE CARE			2	100%	2
ManorCare Rehabilitation Center- Decatur		2			2
FAMILY HEALTH CENTER AT PORT ST JOHN			2	100%	2
KIVA AT MOUNT DORA			2	100%	2
ADVANCED MEDICAL OF FLORIDA			2	100%	2
SHORE MEDICAL CENTER		2			2
DALLAS BAPTIST UNIVERSITY - HEALTH SERVICES			2	100%	2
MID-FLORIDA HEMATOLOGY AND ONCOLOGY CENTERS		2			2
SOUTH DAKOTA DEPARTMENT OF HEALTH		2			2
MEDEXPRESS URGENT CARE-CLOQUET		2			2
CVS MINUTE CLINIC DIAGNOSTIC OF KANSAS, PA		2			2
STUART SURGERY CENTER, LLC			2	100%	2
BOSTON PUBLIC HEALTH COMMISSION			2	100%	2
ANDERSON COUNTY HOSPITAL			2	100%	2
CARE NOW, INC			2	100%	2
AZALEA HEALTH AND REHABILITATION		2			2
PruittHealth Lakehaven		2			2
ACN PHYSICIANS GROUP CORP			2	100%	2
TENNESSEE VALLEY HCS			2	100%	2
MEDEXPRESS URGENT CARE - SOUTH CHARLESTON		2			2
MEDEXPRESS URGEN CARE - EAST BRUNSWICK		2			2
FEDERAL CORRECTIONAL INSTITUTION MARIANNA			2	100%	2
FLORIDA PRIMARY CARE CENTER PA		2			2

# COVID-19: testing by laboratory

Data through Jan 23, 2021 verified as of Jan 24, 2021 at 09:25 AM

Data in this report are provisional and subject to change.

The numbers in the table below represent the number of Florida and non-Florida residents for whom test results were received by the Department of Health. A person can be tested by more than one laboratory and can have both positive and negative results. **Therefore, the sum of the numbers in each column will be larger than the total number of people tested.**

Reporting lab	Inconclusive	Negative	Positive	Percent positive	Total
ALASKA PUBLIC HEALTH LAB		1	1	50%	2
WASHINGTON STATE DEPARTMENT OF HEALTH PUBLIC HEALTH LABORATORIES			2	100%	2
Warren Center for Rehabilitation and Nursing		2			2
SOUTH MIAMI HOSPITAL			2	100%	2
ASCENSION ST VINCENT'S RIVERSIDE			2	100%	2
ST LUKES HOSPITAL			2	100%	2
MINUTECLINIC DIAGNOSTIC PA #7110		2			2
GOLDMAN SACHS HEALTH CENTER		2			2
MEDEXPRESS URGENT CARE - BRIDGEVILLE		2			2
BLUEWATER TOXICOLOGY			2	100%	2
MD NOW URGENT CARE CENTER INC.			2	100%	2
FAMILY FIRST PEDIATRICS			2	100%	2
TENNESSEE DEPARTMENT OF HEALTH (TDH) - REGIONAL LABORATORY			2	100%	2
JULIE STAATS DO		2			2
FLORIDA CLINICAL LABORATORY INC			2	100%	2
MATHER HOSPITAL			2	100%	2
ATLAS GENOMICS			2	100%	2
CVS MINUTE CLINIC DIAG OF IND, LLC #6549		2			2
SOUTHERN TENNESSEE MEDICAL CENTER			2	100%	2
LACORP		1	1	50%	2
ADVICE FOR OPTIMAL WELLNESS			2	100%	2
ACM MEDICAL LABORATORY ALLIANCE			2	100%	2
LAB CORP OF AMER SAN DIEGO			2	100%	2
ST PETE DIRECT PRIMARY CARE		1	1	50%	2
BROOKDALE LAKE MARY			2	100%	2
CVS IN7653POCT EVANSVILLE		1	1	50%	2
URGENT CARE OF NEW YORK		2			2
TRINITAS REGIONAL MEDICAL CENTER		1	1	50%	2
DRR JMC URGENT CARE DONALD ROSS			2	100%	2
FALCON HEALTH CENTER			2	100%	2
IN & OUT URGENT CARE METAIRIE			2	100%	2
BAPTIST HEALTHCARE - LAKEVIEW CENTER INC		2			2
FLORIDA MEDICAL CLINIC CARDIOLOGY-ZH			2	100%	2
NAVAL MEDICAL CENTER			2	100%	2
PALM BEACH GARDENS MEDICAL CENTER			2	100%	2
GENETIC ASSAYS INC			2	100%	2
BAYSHORE MEDICAL CENTER			2	100%	2
ORMOND BEACH URGENT CARE			2	100%	2
PANCARE HEALTH - FRANKLIN CO			2	100%	2
MAGNOLIA ADULT, LLC			2	100%	2
WHITESANDS OUTPATIENT TREATMENT		2			2
SIGNATURE CARE LEWISVILLE-EMERGENCY CENTER		1	1	50%	2
CARENOW LENEXA			2	100%	2
MEDEXPRESS URGENT CARE - WEST ST PAUL, ROBERT ST S		2			2
MINUTECLINIC DIAGNOSTIC OF SC, LLC #4		2			2
WESTMINSTER SUNCOAST			2	100%	2
NOT GIVEN		1	1	50%	2

# COVID-19: testing by laboratory

Data through Jan 23, 2021 verified as of Jan 24, 2021 at 09:25 AM

Data in this report are provisional and subject to change.

The numbers in the table below represent the number of Florida and non-Florida residents for whom test results were received by the Department of Health. A person can be tested by more than one laboratory and can have both positive and negative results. **Therefore, the sum of the numbers in each column will be larger than the total number of people tested.**

Reporting lab	Inconclusive	Negative	Positive	Percent positive	Total
SOUTH LAKE FAMILY HEALTH CENTER			2	100%	2
SOUTHEAST GEORGIA HEALTH SYSTEM			2	100%	2
CITRUS PARK			2	100%	2
NORTH DAKOTA VETERANS HOME		2			2
SARASOTA MEDICAL CENTER			2	100%	2
CONWAY MEDICAL CENTER			2	100%	2
MIDLAND MEMORIAL HOSPITAL			2	100%	2
GALEN BAYLOR EXTENSION		2			2
ARLINGTON DIALYSIS CENTER LLC		2			2
CVS GA2236POCT WOODSTOCK		2			2
GERM BUSTERS 911 LLC			2	100%	2
NEIGHBORCARE PHARMACY SERVICES		2			2
MINUTECLINIC MINUTECLINIC #921		2			2
CVS PA813POCT RICHBORO		2			2
KINGS BAY PEDIATRICS LLC			2	100%	2
PIEDMONT HOSPITAL LAB			2	100%	2
NEBRASKA DEPARTMENT OF HEALTH AND HUMAN SERVICES			2	100%	2
Kennedy University Hospital -Wash Twp L		2			2
MINUTE-CLINIC DIAGNOSTIC OF VIRGINIA,		2			2
SUNNYSIDE MANOR		2			2
POPLAR HEALTHCARE			2	100%	2
STATCARE URGENT AND WALK-IN			2	100%	2
AFFORDABLE PRIMARY CARE LLC		2			2
VA PRIMARY CARE ANNEX			2	100%	2
FLORIDA DEPARTMENT OF HEALTH IN ESCAMBIA COUNTY		1	1	50%	2
LILY PHARMACY		2			2
MINUTECLINIC DIAGNOSTIC OF OHIO #6192		2			2
CLEAR LAKE REGIONAL MEDICAL CENTER			2	100%	2
CVS NJ836POCT RUNNEMEDE		2			2
ACKERMAN CANCER CENTER		2			2
POMONA VALLEY COMMUNITY HOSPITAL			2	100%	2
SPECTRA LABS		1	1	50%	2
PLASMA MED RESEARCH DBA		2			2
VANAYER HEALTHCARE AND REHAB CENTER		2			2
FLORIDA MEDICAL CLINIC RADIOLOGY DALE MABRY		2			2
COL CROSSROAD		1	1	50%	2
MINUTECLINIC, DIAGNOSTIC OF TEXAS, LLC		2			2
BAPTIST HEALTH LEXINGTON			2	100%	2
COOK HOSPITAL AND CARE CENTER		1	1	50%	2
Village on the Green			2	100%	2
PALM BEACH DIABETES & ENDOCRINE SPECIALISTS PA			2	100%	2
MEDICAL CENTER LABORATORY			2	100%	2
ADVENTHEALTH EAST ORLANDO EMPLOYEE CLINIC		2			2
MINUTECLINIC #2797		2			2
NEW YORK PSYCHIATRIC INSTITUTE		2			2
CEDARS-SINAI MEDICAL CENTER			2	100%	2
RIVER CITY MEDICAL ASSOCIATES, INC			2	100%	2

# COVID-19: testing by laboratory

Data through Jan 23, 2021 verified as of Jan 24, 2021 at 09:25 AM

Data in this report are provisional and subject to change.

The numbers in the table below represent the number of Florida and non-Florida residents for whom test results were received by the Department of Health. A person can be tested by more than one laboratory and can have both positive and negative results. **Therefore, the sum of the numbers in each column will be larger than the total number of people tested.**

Reporting lab	Inconclusive	Negative	Positive	Percent positive	Total
MARCO ISLAND HOSPITAL INC D/B/A		1	1	50%	2
LAKEVIEW HEALTHCARE SYSTEM LLC			2	100%	2
JUPITER INTERNAL MEDICINE AND ASSOCIATES			2	100%	2
Kroger 619 - The Little Clinic Hendersonville Indian Lake		2			2
CVS CA9113POCT CHULA VISTA		2			2
FKC AMELIA ISLAND DIALYSIS			2	100%	2
PARKLAND HEALTH & HOSPITAL			2	100%	2
Holiday Retirement Home			2	100%	2
FLAGLER PROFESSIONAL HEALTH CAE SERVICES INC		2			2
MEDEXPRESS URGENT CARE FOX CHAPEL		2			2
EMORY UNIVERSITY HOSPITAL			2	100%	2
PHYSICIANS CARE INC		1	1	50%	2
CLEARWATER PAIN MANAGEMENT ASSOCIATES			2	100%	2
NAVAL BRANCH MEDICAL CLINIC			2	100%	2
WHOLE CHILD PEDIATRICS			2	100%	2
STEUBEN COUNTY PUBLIC HEALTH		2			2
WINDSOR WOODS REHAB & HEALTHCARE CTR		1	1	50%	2
WINCHESTER MEDICAL CENTER			2	100%	2
MORRISTOWN MEMORIAL HOSPITAL		2			2
BIONIC TECHNOLOGIES CORPORATION			2	100%	2
OCALA REGIONAL KIDNEY CENTER-WEST			2	100%	2
CVS NC2357POCT HUNTERSVILLE		2			2
ENVOY OF FORK UNION, LLC DBA ENVOY AT THE VILLAGE		2			2
MD NOW URGENT CARE MEDICAL CENTERS INC			2	100%	2
STOP URGENT CARE			2	100%	2
ARTHREX MEDICAL CENTER EAST			2	100%	2
MARQUESA MEDICAL		2			2
MODMD LABORATORY		2			2
CVS OH2342POCT WEST CHESTER		2			2
DALLAS MEDICAL CENTER			2	100%	2
ADVANCED URGENT CARE LLC			2	100%	2
SCDHEC BUREAU OF LABORATORIES			2	100%	2
OELWEIN HEALTH CARE CENTER		2			2
RAPID RESULT CORP LLC		1	1	50%	2
SARASOTA MEMORIAL MEDICAL URGENT CARE CENTER			2	100%	2
PINECREST PEDIATRICS GROUP LLC			2	100%	2
MINUTECLINIC, LLC #1470		2			2
HEALTH & REHAB CTR AT DOLPHINS VIEW, THE			2	100%	2
VETERANS AFFAIRS MEDICAL CENTER - GREATER LOS ANGELES			2	100%	2
JORDAN VALLEY MEDICAL CENTER			2	100%	2
Walgreens #10207		2			2
U OF MIAMI MILLER SCHOOL OF MEDICINE			2	100%	2
GINKGO-IXLAYER		2			2
KAILOS GENETICS INC			2	100%	2
UT AUSTIN UNIVERSITY HEALTH SERVICES			2	100%	2
WILSON MEMORIAL HOSPITAL			2	100%	2
ST. JOSEPH REGIONAL MEDICAL CENTER			2	100%	2

# COVID-19: testing by laboratory

Data through Jan 23, 2021 verified as of Jan 24, 2021 at 09:25 AM

Data in this report are provisional and subject to change.

The numbers in the table below represent the number of Florida and non-Florida residents for whom test results were received by the Department of Health. A person can be tested by more than one laboratory and can have both positive and negative results. **Therefore, the sum of the numbers in each column will be larger than the total number of people tested.**

Reporting lab	Inconclusive	Negative	Positive	Percent positive	Total
MINUTECLINIC DIAGNOSTIC OF PA LLC		2			2
ST. MARY'S MEDICAL CENTER EVANSVILLE, INC			2	100%	2
SOUTHSIDE FAMILY MEDICAL		2			2
NEMOURS CHILDRENS PRIMARY CARE			2	100%	2
GEISINGER MEDICAL CENTER		2			2
CVS PA5241POCT CHALFONT		2			2
NEW YORK STATE DEPARTMENT OF HEALTH		1	1	50%	2
SPRINGS MEDICAL LAB		1	1	50%	2
DEKALB MEDICAL CENTER LABORATORY			2	100%	2
MEDLOGIC, LLC		2			2
DUKE HEALTH REGIONAL HOSPITAL			2	100%	2
MIDWAY PRIMARY CARE LLC		2			2
SPECTRUM HEALTH			2	100%	2
MEDEXPRESS URGENT CARE - LEDGEWOOD		2			2
CURATIVE		1	1	50%	2
ROCKEFELLER UNIVERSITY CLINICAL GENOMICS LABORATOR		2			2
Elba Nursing and Rehabilitation Center, LLC		2			2
MINUTECLINIC, LLC #1492		2			2
REELFOOT FAMILY WALK IN CLINIC - TIPT		2			2
PM PEDIATRICS OF BAYSIDE PLLC - HOPEWELL JUNCTION		2			2
VALLEY MEDICAL LABORATORY			2	100%	2
PALMETTO FAMILY HEALTH CENTER			2	100%	2
MAIN STREET MEDICAL CENTERS		2			2
METROHEALTH SYSTEM			2	100%	2
441 URGENT CARE-MULBERRY			2	100%	2
VICTORIAN MANOR			2	100%	2
OAKBRIDGE TERRACE AT SAE			2	100%	2
RAINY LAKE MEDICAL CENTER			2	100%	2
CROSSTOWN PHARMACY		2			2
CVS OH6147POCT COLUMBUS		1	1	50%	2
PALM CITY NURSING AND REHAB CENTER			2	100%	2
MINUTECLINIC #8760		2			2
LIFESPRING COMMUNITY HEALTH		2			2
ORLANDO ORTHOPAEDIC OUTPATIENT SURGERY CENTER LLC			2	100%	2
WELL HEALTH LABS			2	100%	2
Macon Valley Nursing and Rehabilitation Center		2			2
GIGI WOOD DAVIS DO-FAMILY MEDICINE		2			2
CLEVELAND CLINIC IMAGING			2	100%	2
OCEAN REEF MEDICAL CENTER, LLC			2	100%	2
WALGREENS #05477		2			2
TAMPA INTERNATIONAL AIRPORT			2	100%	2
BROOKS -TLC HOSPITAL SYSTEM			2	100%	2
EXCEPTIONAL EMERGENCY CENTER - AMARILLO			2	100%	2
CVS IL7017POCT BLOOMINGTON		2			2
ATRIA SAN PABLO			2	100%	2
INTERNAL MEDICINE & PEDIATRICS WELLNESS CENTER			2	100%	2
MINUTE CLINIC LLC #4017		2			2

# COVID-19: testing by laboratory

Data through Jan 23, 2021 verified as of Jan 24, 2021 at 09:25 AM

Data in this report are provisional and subject to change.

The numbers in the table below represent the number of Florida and non-Florida residents for whom test results were received by the Department of Health. A person can be tested by more than one laboratory and can have both positive and negative results. **Therefore, the sum of the numbers in each column will be larger than the total number of people tested.**

Reporting lab	Inconclusive	Negative	Positive	Percent positive	Total
MEDEXPRESS URGENT CARE - LINCOLN N 26T		2			2
Kroger 758 - The Little Clinic Providence		2			2
BERGEN NEW BRIDGE M		2			2
LOWELL GENERAL HOSPITAL			2	100%	2
MERCY HEALTH LAB		1	1	50%	2
SKIPPACK MEDICAL LAB			2	100%	2
CVS NY491POCT JACKSON HEIGHTS		2			2
UNIVERSITY HOSPITAL OF BROOKLYN		2			2
MINUTECLINIC DIAG OF IND LLC #1367		2			2
LAWRENCE GENERAL HOSPITAL			2	100%	2
JOHNSON CITY MEDICAL CENTER		1	1	50%	2
Parkridge Specialty Care		2			2
SANIBEL MEDICAL CLINIC			2	100%	2
PALM MEDICAL CENTER - PLANT CITY		2			2
CVS IN6654POCT INDIANAPOLIS		2			2
STATE OF FLORIDA			2	100%	2
OSF ST JOSEPH MEDICAL CENTER			2	100%	2
LIFT HEALTH		2			2
ADVOCATE SHERMAN HOSPITAL			2	100%	2
WALGREENS #13605		2			2
GRAND VILLA OF LARGO			2	100%	2
CONEMAUGH MEMORIAL MEDICAL CENTER		2			2
SUNCOAST BLOOD BANK			2	100%	2
Avanti Wellness and Rehab			2	100%	2
OUR LADY OF THE LAKE REGIONAL MEDICAL CENTER			2	100%	2
JUST BELIEVE RECOVERY CENTER			2	100%	2
PHOEBE BERKS HEALTH CARE CENTER		2			2
DOCTORS MEDICAL CTR OF WALTON COUNTY			2	100%	2
AIRPORT CLINIC			2	100%	2
SYLVAN NURSING			2	100%	2
ACCESS RECOVERY SOLUTIONS LLC			2	100%	2
Alden Terrace of McHenry			2	100%	2
UC CORAL GABLES			2	100%	2
MINUTECLINIC DIAG OF IND, LLC #6648		1	1	50%	2
MEDEXPRESS - WILMINGTON CONCORD PIKE		2			2
CERTIVIA LABORATORIES			2	100%	2
Van Wert Manor		2			2
NEBRASKA MEDICAL CENTER			2	100%	2
VOLUNTEERS OF AMERICA OF FLORIDA			2	100%	2
Bedford Care Center of Hattiesburg		2			2
HOME ACCESS HEALTH			2	100%	2
MURFREESBORO MEDICAL CLINIC		2			2
EDGEWATER RETIREMENT MANOR			2	100%	2
HEARTLAND HOME HEALTH CARE		2			2
UNIVERSITY HOSPITALS OF CLEVELAND			2	100%	2
SINAI PLAZA NURSING AND REHAB CENTER			2	100%	2
ADVENTHEALTH MEDICAL GROUP PEDIATRICS		1	1	50%	2

# COVID-19: testing by laboratory

Data through Jan 23, 2021 verified as of Jan 24, 2021 at 09:25 AM

Data in this report are provisional and subject to change.

The numbers in the table below represent the number of Florida and non-Florida residents for whom test results were received by the Department of Health. A person can be tested by more than one laboratory and can have both positive and negative results. **Therefore, the sum of the numbers in each column will be larger than the total number of people tested.**

Reporting lab	Inconclusive	Negative	Positive	Percent positive	Total
MCLAREN REGIONAL MEDICAL CENTER			2	100%	2
CVS M05655POCT LIBERTY			2	100%	2
AFC PHYSICIANS OF FLORIDA, PA			2	100%	2
FLORIDA MEDICAL CENTER OF CLEARWATER		2			2
MANASOTA PEDIATRICS			2	100%	2
OURMED		2			2
SANFORD REGIONAL HOSPITAL WORTHINGTON		2			2
HEALTH EXPRESS URGENT CARE			2	100%	2
ANYLABTEST NOW			2	100%	2
BENTON PEDIATRICS		2			2
CPL LABS			2	100%	2
A+ URGENT/PRIMARY CARE			2	100%	2
FLORIDA MEDICAL CLINIC -INTERNAL MED DADE CITY			2	100%	2
SWEETWATER NURSING CENTER		2			2
NORTH MCALLEN PEDIATRIC CENTER			2	100%	2
UNITED MEMORIAL MEDICAL CENTER			2	100%	2
AUSTIN REGIONAL CLINIC MICROBIOLOGY LAB			2	100%	2
TGH Brandon Healthplex Laboratory			2	100%	2
Workmens Circle Multicare Center		2			2
ASPIRUS RIVERVIEW HOSPITAL & CLINICS INC		1	1	50%	2
RIVERVIEW MEDICAL CLINIC		2			2
AMI ST FRANCIS HOSPITAL LABORATORY		1	1	50%	2
MED EXPRESS URGENT CARE PC - MARYLAND		2			2
SPRINGHILL SENIOR RESIDENCE		2			2
CVS NJ837POCT MARLTON		2			2
CROSSROADS URGENT CARE DBA URGENT TEA		2			2
TMH PHYSICIAN PARTNERS MONTICELLO		1	1	50%	2
UK HEALTHCARE			2	100%	2
Kroger 571 - The Little Clinic Hendersonville		1	1	50%	2
EXPEDIAN URGENT CARE			2	100%	2
UNIVERSTIY OF ILLINOIS HOSPITAL			2	100%	2
MINUTE CLINIC LLC # 2033		1	1	50%	2
BAYCARE OUTREACH LAB			2	100%	2
MEDEXPRESS - WILMINGTON KIRKWOOD HIGHWAY		2			2
QUALITY MEDICAL CARE			2	100%	2
MINUTECLINIC DIAG OF IND LLC #1138		1	1	50%	2
MEDEXPRESS URGENT CARE - JEANNETTE		2			2
BLACKWATER RIVER			2	100%	2
EXPRESS CARE OF THE SHOALS		1	1	50%	2
AKRON GENERAL MEDICAL CENTER MAIN		2			2
THOMASVILLE REGIONAL MEDICAL CENTER		2			2
CAREWELL JW - WORCESTER LNC			2	100%	2
CRUC CMCH-COVID-19		2			2
YOUTH AND YOU, INC		2			2
NEMOURS CHILDREN'S PRIMARY CARE THE VILLAGES		2			2
ADVENTHEALTH MEDICAL GROUP FAMILY MEDICINE AT RDV		2			2
BAYLOR SCOTT & WHITE COMPREHENSIVE WOUND			2	100%	2

# COVID-19: testing by laboratory

Data through Jan 23, 2021 verified as of Jan 24, 2021 at 09:25 AM

Data in this report are provisional and subject to change.

The numbers in the table below represent the number of Florida and non-Florida residents for whom test results were received by the Department of Health. A person can be tested by more than one laboratory and can have both positive and negative results. **Therefore, the sum of the numbers in each column will be larger than the total number of people tested.**

Reporting lab	Inconclusive	Negative	Positive	Percent positive	Total
NORTHEAST PEDIATRICS			2	100%	2
VILLA HEALTH NH LLC			2	100%	2
RIGHT AT HOME			2	100%	2
GRAND VILLA OF MELBOURNE			2	100%	2
ARCPPOINT LABS OF ALTAMONTE SPRINGS			2	100%	2
CITY OF NEW YORK DEPARTMENT OF HEALTH			2	100%	2
MERCY HOSPITAL			2	100%	2
HEART OF FLORIDA HEALTH CENTER INC			2	100%	2
PUBLIC HEALTH LABORATORY	1		1	50%	2
BOSTON MEDICAL CENTER			2	100%	2
FLORIDA COMMUNITY HEALTH CENTERS, INC.			2	100%	2
RENFREW CENTERS INC		2			2
MINUTE CLINIC INCORPORATE		2			2
THE RIM URGENT CARE			2	100%	2
FLORIDA DEPARTMENT OF HEALTH IN ALACHUA COUNTY -			2	100%	2
STARR COUNTY MEMORIAL HOSPITAL			2	100%	2
BOONES CREEK URGENT CARE		1	1	50%	2
Great Lakes Health Center			2	100%	2
CVS OH6149POCT UPPER ARLINGTON		1	1	50%	2
WEST COAST PEDIATRICS			2	100%	2
MEMORIAL HOSPITAL OF CARBONDALE			2	100%	2
STARR CITY OF ROMA COMMUNITY CENTER			2	100%	2
FIRST CHOICE MEDICAL PC			2	100%	2
INSPIRIT SENIOR LIVING			2	100%	2
ST. ELIZABETH HEALTHCARE			2	100%	2
SENDER RETREAT ADULT DAY CARE CENTERS			2	100%	2
BAYSTATE MEDICAL CENTER		1	1	50%	2
IN AND OUT URGENT CARE			2	100%	2
MEMORIAL HERMANN CONSOLIDATED LABORATORY SERVICES			2	100%	2
THE HOSPITAL OF PROVIDENCE EMERGENCY ROOM			2	100%	2
DELAWARE DIAGNOSTICS LABS			2	100%	2
SIMMONS			2	100%	2
CVS HEALTH, #1994		1	1	50%	2
CARE NOW DENTON			2	100%	2
BRITO MEDICAL CENTER			2	100%	2
UNIVERISTY OF MEMPHIS ATHLETIC TRAINI		2			2
CARE 365			2	100%	2
LABCORP OF AMERICA HOLDINGS		1	1	50%	2
Medilodge of Montrose		2			2
TMH FSU RAPID LABORATORY		1	1	50%	2
MINUTECLINIC 7196		2			2
HIGHLANDS COUNTY FIRE RESCUE		2			2
MINUTECLINIC DIAG OF IND, LLC #8645		2			2
PINARD HOME HEALTH SERVICES INC			2	100%	2
SERENADES BY SONATA		1	1	50%	2
Good Samaritan Society-Blackduck		1	1	50%	2
ROCKWALL URGENT CARE			2	100%	2

# COVID-19: testing by laboratory

Data through Jan 23, 2021 verified as of Jan 24, 2021 at 09:25 AM

Data in this report are provisional and subject to change.

The numbers in the table below represent the number of Florida and non-Florida residents for whom test results were received by the Department of Health. A person can be tested by more than one laboratory and can have both positive and negative results. **Therefore, the sum of the numbers in each column will be larger than the total number of people tested.**

Reporting lab	Inconclusive	Negative	Positive	Percent positive	Total
MINUTECLINIC DIAGNOSTIC OF TN, PC 6304		1	1	50%	2
SACRED HEART HOSPITAL ON THE EMERALD			2	100%	2
BFT LAB			2	100%	2
MID - FLORIDA PATHOLOGY LLC		1	1	50%	2
DASCENA, INC			2	100%	2
MINUTECLINIC, LLC, DBA MINUTECLINIC #4		2			2
LEGACY LABORATORY SERVICES			2	100%	2
ACCESS CARE MEDICAL GROUP LLC		2			2
CVS MINUTE CLINIC DIAGNOSTIC MED GRP		2			2
BAYFRONT FAMILY HEALTH CENTER			2	100%	2
INTERNAL MEDICINE ASSOCIATES-DUNELLON			2	100%	2
RIVERSIDE METHODIST HOSPITAL LAB			2	100%	2
GULF COAST IMMEDIATE CARE CENTER		1	1	50%	2
ONE MEDICAL GROUP		1	1	50%	2
TWELVE OAKS RECOVERY CENTER			2	100%	2
PREMIER MEDICAL LABORATORY			2	100%	2
ONTARIO COUNTY PUBLIC HEALTH		2			2
PENSACOLA MEDICAL CLINIC LLC			2	100%	2
MANSFIELD MEDICAL LODGE			2	100%	2
PALM BAY COMMUNITY OUTPATIENT CLINIC		2			2
HUMILITY OF MARY HEALTH PARTNERS			2	100%	2
MINUTECLINIC DIAGNOSTIC MEDICAL		2			2
CVS TX10140POCT THE WOODLANDS		2			2
WAL-MART STORES EAST LP		2			2
ORLANDO HEALTH PHYSICIAN GROUP			2	100%	2
Oakwood - North Baldwins Center for Living		2			2
FLORIDA PRIMARY CARE AND SPORTS MEDICINE INC			2	100%	2
ADVENTIST HINSDALE HOSPITAL LABORATORY			2	100%	2
BAYMEADOWS PRIMARY CARE		2			2
HENDRY/GLADES COUNTY HEALTH DEPARTMENT		2			2
SV DIAGNOSTIC LAB			2	100%	2
MEDEXPRESS URGENT CARE - SPRINGFIELD, COOLEY ST		2			2
ASSOCIATES IN UROGYNECOLOGY MD LLC		2			2
MINUTE CLINIC, LLC #4650		2			2
SPRINGFIELD HOSPITAL LABORATORY			2	100%	2
MEDEXPRESS URGENT CARE- ALLISON PARK		1	1	50%	2
CVS TX1104POCT ALLEN		2			2
MIDDLEBURG PEDIATRICS			2	100%	2
Iron County Medical Care Facility		2			2
ASHLEY PEDIATRICS			2	100%	2
DALLAS VA MEDICAL CENTER - VA NORTH TEXAS HEALTH CARE SYSTEM			2	100%	2
EAST NAPLES PEDIATRICS			2	100%	2
LEXINGTON PLACE			2	100%	2
CARTER BLOOD CARE			2	100%	2
PERSONAL PHYSICIAN CARE PA			2	100%	2
CORNERSTONE MEDICAL CARE OF BRANDON		2			2
BERGEN COUNTY SURGICAL AND ENDOSCOPY CENTER		2			2

# COVID-19: testing by laboratory

Data through Jan 23, 2021 verified as of Jan 24, 2021 at 09:25 AM

Data in this report are provisional and subject to change.

The numbers in the table below represent the number of Florida and non-Florida residents for whom test results were received by the Department of Health. A person can be tested by more than one laboratory and can have both positive and negative results. **Therefore, the sum of the numbers in each column will be larger than the total number of people tested.**

Reporting lab	Inconclusive	Negative	Positive	Percent positive	Total
CVS NY549POCT RIDGEWOOD		1	1	50%	2
87TH MEDICAL GROUP - MCGUIRE AMBULATORY CARE FACILITY		2			2
VALLEY BAPTIST MEDICAL CENTER: BROWNSVILLE			2	100%	2
RAPID URGENT CARE - ALBANY			2	100%	2
AGILE URGENT CARE			2	100%	2
GRACE HEALTHCARE OF LAKE WALES		1	1	50%	2
FLORIDA DEPARTMENT OF HEALTH IN LEE COUNTY		1	1	50%	2
UNIVERSITY OF MISSOURI HEALTH CARE			2	100%	2
US LABS		2			2
HOUSTON HEALTH DEPARTMENT - BUREAU OF LABORATORY SERVICES			2	100%	2
CHARLOTTE COUNTY HEALTH DEPARTMENT			2	100%	2
COOPER CLINIC			2	100%	2
NDX-CORE LAB			2	100%	2
BRENTWOOD AT FORE RANCH			2	100%	2
BAPTIST HOSPITAL OF MIAMI MCI BROWARD LABORATORY			2	100%	2
Delaware Court Healthcare Center		2			2
PALOS COMMUNITY HOSPITAL LABORATORY			2	100%	2
WEAKLEY COUNTY REHAB AND NURSING CENTER		2			2
RCA LABORATORY SERVICES LLC			2	100%	2
MIDDLE TENN MENTAL HEALTH INSTITUTE		2			2
BROOME COUNTY HEALTH DEPARTMENT		1	1	50%	2
MADISON HOSPITAL LABORATORY			2	100%	2
MINUTECLINIC DIAGNOSTIC OF OHIO #2964		2			2
SOUTHEASTERN INSTITUTE OF RESTORATIVE MEDICINE		1	1	50%	2
Lake Charles Healthcare LLC dba Landmark Lake Charles			2	100%	2
BIOMAT USA			2	100%	2
CATHOLIC HEALTH LABORATORY SERVICES		2			2
Central Park Healthcare & Rehabilitation Center		1			1
BICKERTON, DAWN		1			1
CLINICAL LABORATORY DEPARTMENT			1	100%	1
FLORIDA HOSPITAL TRANSPLANT CENTER		1			1
VELOCITY URGENT CARE			1	100%	1
CVS IL8751POCT CHICAGO		1			1
GEORGE W FERGUSON MD-CONCIERGE MEDICAL SERVICES PL		1			1
MINUTECLINIC DIAGNOSTICS OF OKLAHOMA		1			1
GOSHEN MEDICAL CENTER			1	100%	1
MYCLINIC, INC			1	100%	1
PROVIDENCE HOSPITAL			1	100%	1
MOUNT SINAI COMPREHENSIVE CANCER CENTER			1	100%	1
MD NOW MEDICAL CENTERS, INC			1	100%	1
SUNY AT STONY BROOK			1	100%	1
MEDEXPRESS URGENT CARE - DERBY N ROCK		1			1
MEDICAL CLINIC OF HOUSTON			1	100%	1
NEMOURS CHILDRENS URGENT CARE			1	100%	1
TEXAS HEALTH ARLINGTON MEMORIAL		1			1
DAVITA DIALYSIS-NORTH			1	100%	1
CVS NJ617POCT CEDAR GROVE		1			1

# COVID-19: testing by laboratory

Data through Jan 23, 2021 verified as of Jan 24, 2021 at 09:25 AM

Data in this report are provisional and subject to change.

The numbers in the table below represent the number of Florida and non-Florida residents for whom test results were received by the Department of Health. A person can be tested by more than one laboratory and can have both positive and negative results. **Therefore, the sum of the numbers in each column will be larger than the total number of people tested.**

Reporting lab	Inconclusive	Negative	Positive	Percent positive	Total
ANDREWS			1	100%	1
BNJ		1			1
GADSDEN FAMILY PRACTICE		1			1
CLINTON DRUG STORE		1			1
BAPTIST MINOR MEDICAL CENTER			1	100%	1
RAJ K PAI MD PA			1	100%	1
Riverside Nursing & Rehabilitation Center		1			1
MEDERI CARETENDERS VS OF SE FL LLC DBA			1	100%	1
SELF REGIONAL HEALTHCARE			1	100%	1
SIGNATURE CARE MIDLAND			1	100%	1
Chateau Living Center			1	100%	1
ROSE MEDICAL CENTER LAB			1	100%	1
CLINICAL MICROBIOLOGY LAB FAIRVIEW UNIVERSITY HOSPITAL			1	100%	1
Oak Hill Health & Rehabilitation Center			1	100%	1
Ravenwood Speciality Care		1			1
ADVANCE GASTROENTEROLOGY			1	100%	1
AZALEALAND NURSING HOME		1			1
LAKE MARY OPTUM FLORIDA			1	100%	1
HANCOCK REGIONAL HOSPITAL		1			1
GOOD SAMARITAN SOCIETY-FOREST CITY		1			1
TALLAHASSEE DIALYSIS		1			1
SPECTRUM LABORATORY			1	100%	1
CARSON NURSING AND REHABILITATION CENTER		1			1
SUMMERFIELD PAIN MANAGEMENT			1	100%	1
Kroger 895 - The Little Clinic Green Hills		1			1
SOUTHEASTERN INTEGRATED MEDICAL PL			1	100%	1
CVS IN5696POCT FORT WAYNE		1			1
MEDEXPRESS URGENT CARE - DANVILLE		1			1
WALKIN MEDICAL URGENT CARE,NEW CITY			1	100%	1
PROGENESIS INC			1	100%	1
SOUTHERN SPRINGS HEALTH CARE		1			1
THE TOLEDO HOSPITAL			1	100%	1
HARMONY HEALTHCARE ORLANDO INC		1			1
NABI		1			1
PRIMEX CLINICAL LABORATORIES INC			1	100%	1
CVS PA2688POCT COLLEGEVILLE		1			1
GAMMA HEALTHCARE, INC		1			1
Big River Nursing and Rehab		1			1
LOWER KEYS COMMUNITY HEALTH CENTER			1	100%	1
BEAUMONT REFERENCE LABORATORY			1	100%	1
CVS M08595POCT RAYMORE		1			1
MED CHOICE CENTER OF NORTH MIAMI			1	100%	1
KIDSVILLE PEDIATRICS IV PA		1			1
Manassas Health & Rehab			1	100%	1
Excel Care Center			1	100%	1
SISTERS MISSION			1	100%	1
CORDOVA FAMILY PRACTICE			1	100%	1

# COVID-19: testing by laboratory

Data through Jan 23, 2021 verified as of Jan 24, 2021 at 09:25 AM

Data in this report are provisional and subject to change.

The numbers in the table below represent the number of Florida and non-Florida residents for whom test results were received by the Department of Health. A person can be tested by more than one laboratory and can have both positive and negative results. **Therefore, the sum of the numbers in each column will be larger than the total number of people tested.**

Reporting lab	Inconclusive	Negative	Positive	Percent positive	Total
FRESENIUS KIDNEY CARE FORT WALTON BEACH			1	100%	1
DIXITKUMAR N MODI MD PA			1	100%	1
PUBLIX PHARMACY #0332		1			1
CVS OH10209POCT UNIONTOWN		1			1
SAN JOSE CLINIC		1			1
Melbourne Terrace Rehabilitation Center			1	100%	1
CONTINENTAL HOME HEALTH CARE INC			1	100%	1
LIFE CARE CENTER OF HILTON HEAD		1			1
GENEVA FAMILY HEALTH			1	100%	1
THE INTERNAL MEDICAL GROUP		1			1
MISSISSIPPI VALLEY REGIONAL BLOOD CENTER			1	100%	1
EDGAR PRICE FAMILY & CHILDREN HEALTHCARE CENTER			1	100%	1
WATERTOWN URGENT CARE		1			1
MEDEXPRESS URGENT CARE - BROOKHAVEN		1			1
ONPOINT URGENT CARE			1	100%	1
LAKESIDE MEDICAL CENTER		1			1
PINELLAS CHD - CLEARWATER			1	100%	1
ANY LAB TEST NOW JACKSONVILLE		1			1
ADVANCE MD CARE			1	100%	1
MD NOW URGENT CARE			1	100%	1
EVANS FAMILY CARE PA			1	100%	1
ATHENA PLASTIC SURGERY		1			1
BLACKBERRY CENTER, THE		1			1
Kroger 441 - The Little Clinic Middletown		1			1
MINUTECLINIC DIAG OF IND, LLC #6553		1			1
HOLYOKE MEDICAL CENTER			1	100%	1
WHITE EARTH IHS MAIN LAB		1			1
EAST COAST INSTITUTE FOR RESEARCH LLC			1	100%	1
WALGREENS #06025		1			1
DOYLESTOWN HOSPITAL			1	100%	1
Kroger - KRO03500568			1	100%	1
QUEST DIAGNOSTICS INCORPORATED			1	100%	1
LAB. CORP. OF AMERICA			1	100%	1
BROOKSVILLE REGIONAL HOSPITAL			1	100%	1
Accordius Health at Gastonia			1	100%	1
TMH URGENT CARE CENTER			1	100%	1
INTERMOUNTAIN MEDICAL CENTER			1	100%	1
EASTSIDE MEDICAL CLINIC		1			1
DORAL KIDNEY CENTER			1	100%	1
Community Care Center of Heritage House, LLC			1	100%	1
WELLCARE URGENT CARE			1	100%	1
ENZO LABS INC			1	100%	1
Kroger 907 - The Little Clinic Holland		1			1
NEMOURS CHILDREN'S PRIMARY CARE			1	100%	1
COBLESKILL REGIONAL HOSPITAL		1			1
SOUTHEASTERN PATHOLOGY ASSOCIATES			1	100%	1
MEMORIAL HOSPITAL LOS BANOS			1	100%	1

# COVID-19: testing by laboratory

Data through Jan 23, 2021 verified as of Jan 24, 2021 at 09:25 AM

Data in this report are provisional and subject to change.

The numbers in the table below represent the number of Florida and non-Florida residents for whom test results were received by the Department of Health. A person can be tested by more than one laboratory and can have both positive and negative results. **Therefore, the sum of the numbers in each column will be larger than the total number of people tested.**

Reporting lab	Inconclusive	Negative	Positive	Percent positive	Total
SEATTLE-KING COUNTY			1	100%	1
UT HEALTH RGV CLINICAL LABORATORY			1	100%	1
MOSOLF PEDIATRICS PA			1	100%	1
WHEATON FRANCISCAN LABORATORY			1	100%	1
DOCTOR'S IN-HOUSE LAB/COMMUNITY HEALTH CENTERS OF PINELLAS – JOHNNIE R			1	100%	1
Country View of Sunbury			1	100%	1
Chateau Girardeau			1	100%	1
Niles Nursing and Rehab. Center		1			1
LAKE REGIONAL HEALTH			1	100%	1
UF HEALTH THE VILLAGES			1	100%	1
AFTER HOURS CLINIC			1	100%	1
AFTER HOURS PEDS			1	100%	1
SMITH KLINE			1	100%	1
LSU MEDICAL CENTER			1	100%	1
NULEASE MEDICAL SOLUTIONS			1	100%	1
TALLAHASSEE MEMORIAL HEALTHCARE			1	100%	1
FRASER MEMORIAL HOSPITAL			1	100%	1
MADISON FACILITY INC			1	100%	1
CVS AZ5892POCT LAVEEN		1			1
URGENT DOC -NACOGODOCHES CLINIC			1	100%	1
Rehab Select of Talladega		1			1
MINUTECLINIC DIAGNOSTIC, PA		1			1
OMAHA VA MEDICAL CENTER			1	100%	1
CLEVELAND HEARTLAB			1	100%	1
LEHIGH PULMONARY ASSOCIATES			1	100%	1
COLONIAL VILLA GOOD SAMARITAN CENTER		1			1
Crisp Regional Nursing and Rehab Center		1			1
EH FARGO HOSPITAL LABORATORY			1	100%	1
FAMILY PRACTICE OF CENTRAL FLORIDA PA			1	100%	1
YOUR HEALTH PEDIATRICS INC			1	100%	1
MEDEXPRESS URGENT CARE - WESTFIELD, E MAIN ST			1	100%	1
FAMILY MEDICAL CENTER		1			1
MEDEXPRESS URGENT CARE - WICHITA, N MAIZE RD		1			1
NORTHEAST FLORIDA HEALTH SERVICES			1	100%	1
15 TO KNOW			1	100%	1
CVS MA2297677CV BOSTON		1			1
CAH ACQUISITION COMPANY 11 LLC			1	100%	1
CLEVELAND CLINIC FLORIDA LABORATORY			1	100%	1
ALPHA 1 ANTITRYPSIN RESEARCH PROGRAM			1	100%	1
PARKWAY REGIONAL MEDICAL CENTER LAB			1	100%	1
NORTH MIAMI BEACH SURGICAL CENTER			1	100%	1
NORTH SHORE HEMATOLOGY-ONCOLOGY ASSOCI		1			1
CORPORATION OF AMERICA		1			1
LAB PLUS, LLC			1	100%	1
ADVENT HEALTH - OWASA			1	100%	1
WELLNOW URGENT CARE-OSWEGO			1	100%	1
THE CHILDREN'S HOSPITAL OF PHILADELPHIA		1			1

# COVID-19: testing by laboratory

Data through Jan 23, 2021 verified as of Jan 24, 2021 at 09:25 AM

Data in this report are provisional and subject to change.

The numbers in the table below represent the number of Florida and non-Florida residents for whom test results were received by the Department of Health. A person can be tested by more than one laboratory and can have both positive and negative results. **Therefore, the sum of the numbers in each column will be larger than the total number of people tested.**

Reporting lab	Inconclusive	Negative	Positive	Percent positive	Total
DIGNITY HEALING LLC			1	100%	1
CHRISTIANA HOSPITAL		1			1
BEAUFORT MEMORIAL			1	100%	1
ROAN MOUNTAIN MEDICAL CENTER			1	100%	1
SHARON REGIONAL MEDICAL CENTER			1	100%	1
HUNTSVILLE HOSPITAL			1	100%	1
MEDEXPRESS URGENT CARE - LINCOLN		1			1
SCIENCE CARE			1	100%	1
JOHN D. ARCHBOLD MEMORIAL HOSPITAL			1	100%	1
COLONIAL MEDICAL CENTER-EAST ORLANDO			1	100%	1
CARDIAC AND VASCULAR CONSULTANTS MD PA		1			1
PRIME CARE FAMILY MEDICINE			1	100%	1
Good Samaritan Society-Atkinson		1			1
MIAMI CHILDRENS HOSPITAL MIDTOWN OUTPATIENT CENTER			1	100%	1
POETS WALK SARASOTA			1	100%	1
MOUNT ST MARYS HOSPITAL OF NIAGARA FALLS			1	100%	1
ROCKLEDGE HEALTH & REHABILITATION CENTER			1	100%	1
PORT ORANGE NURSING & REHAB			1	100%	1
APPLECARE VALDOSTA			1	100%	1
LEHIGH REGIONAL WOUND CENTER			1	100%	1
LAKE SUCCESS EXTENDED CARE		1			1
MINUTECLINIC, LLC #4507		1			1
HIGHLANDS CLINICAL LABORATORY			1	100%	1
URGENT CARE OF FORT LAUDERDALE INC			1	100%	1
EXAC CARE CROSSVILLE		1			1
CVS NV5286POCT HENDERSON		1			1
YOUR KIDS URGENT CARE			1	100%	1
MINUTECLINIC, LLC #1452		1			1
LUMICO LIFE INSURANCE COMPANY		1			1
RIDGE OPTUM FLORIDA			1	100%	1
PATHOLOGYT & LAB MEDICINE SERVICES			1	100%	1
CVS NV9586POCT RENO		1			1
FREEPORT ER DOX URGENT CARE		1			1
HCR ManorCare Greentree		1			1
Kroger 909 - The Little Clinic Hamilton			1	100%	1
CVS IL3163POCT OAK PARK		1			1
WESTEX URGENT CARE, PLLC			1	100%	1
OMNI HEALTHCARE INC			1	100%	1
PORTSMOUTH REG. HOSPITAL			1	100%	1
PALOMAR MEDICAL CENTER			1	100%	1
Village Crest Center for Health & Rehabilitation		1			1
ADVENTHEALTH MEDICAL GROUP ADULT AND SENIOR HEALTH			1	100%	1
VIVIAN SIMMONS FAMILY PRACTICE			1	100%	1
NF Escambia, LLC DBA Olive BranchHealth and Rehabilitaion Center			1	100%	1
ADVANCED CARDIOVASCULAR DIAGNOSTICS OF FL			1	100%	1
AUTUMN HOUSE			1	100%	1
OPTIMAL MEDICINE INC		1			1

# COVID-19: testing by laboratory

Data through Jan 23, 2021 verified as of Jan 24, 2021 at 09:25 AM

Data in this report are provisional and subject to change.

The numbers in the table below represent the number of Florida and non-Florida residents for whom test results were received by the Department of Health. A person can be tested by more than one laboratory and can have both positive and negative results. **Therefore, the sum of the numbers in each column will be larger than the total number of people tested.**

Reporting lab	Inconclusive	Negative	Positive	Percent positive	Total
PULMONARY MEDICINE		1			1
SARASOTA MEMORIAL HOSPITAL		1			1
HARBORCHASE OF VILLAGES CROSSING			1	100%	1
El Paso Health Care Center			1	100%	1
SELECT MEDICAL CLINIC			1	100%	1
CVS IN8669POCT INDIANAPOLIS		1			1
BAYFRONT CARDIOVASCULAR ASSOCIATES			1	100%	1
PM PEDIATRICS PC			1	100%	1
HALIFAX FAMILY HEALTH CENTER			1	100%	1
THE CLINIC ON SIXTH			1	100%	1
INSTANT MEDICAL CARE CENTER			1	100%	1
PREMIER MOBILE HEALTH SERVICES, LLC			1	100%	1
ST CATHERINE HOSPITAL LABORATORY			1	100%	1
SUPERKIDS PEDIATRICS			1	100%	1
CVS IL1773POCT TINLEY PARK		1			1
Bivins Pointe			1	100%	1
PRIMACARE MEDICAL LAKEWOOD			1	100%	1
NORTH WEST FLORIDA DIAGNOSTIC ENOCRINOLOGY CLINIC			1	100%	1
VISTA DEL SOL MED ASSOC		1			1
Kroger 717 - The Little Clinic Dolphin Drive			1	100%	1
APALACHEE CENTER INC		1			1
CARESPOT - OCOEE			1	100%	1
BUFFALO VAMC			1	100%	1
CFHC - FROSTPROOF			1	100%	1
Masonic Medical Research Institute			1	100%	1
MAINE CENTER FOR DISEASE CONTROL AND PREVENTION			1	100%	1
UNIVERSITY OF MIAMI MILLER SCHOOL			1	100%	1
MEDPOST - NORTH DALLAS			1	100%	1
BIOMAT ORLANDO		1			1
LABORATORIO BUENA SALUD			1	100%	1
SHANNON CLARK OD, PA			1	100%	1
Tremont Health & Rehabilitation Center		1			1
ST JOHN'S HOME CARE			1	100%	1
ULTIMATE ANALYSIS LABORATORY			1	100%	1
CELEBRATION FAMILY PHYSICIANS LLC			1	100%	1
PALM SPRINGS GENERAL HOSPITAL			1	100%	1
RAMBAM URGENT CARE			1	100%	1
PUTNAM CO HOSPITAL-D/B/A ASBURY TOWERS		1			1
NHC HealthCare St. Charles		1			1
PEDIATRIC ASSOCIATES - JACKSONVILLE			1	100%	1
ST JOHNS EPISCOPAL HOSPITAL SOUTH SHORE		1			1
NIBHA MEDIRATTA MD PL			1	100%	1
CORIZON HEALTH INC			1	100%	1
LIFE CARE CENTER OF GWINNETT		1			1
ACCESS MEDICAL GROUP OF TAMPA INC			1	100%	1
C A R E S		1			1
MAYO CLINICAL LABORATORIES		1			1

# COVID-19: testing by laboratory

Data through Jan 23, 2021 verified as of Jan 24, 2021 at 09:25 AM

Data in this report are provisional and subject to change.

The numbers in the table below represent the number of Florida and non-Florida residents for whom test results were received by the Department of Health. A person can be tested by more than one laboratory and can have both positive and negative results. **Therefore, the sum of the numbers in each column will be larger than the total number of people tested.**

Reporting lab	Inconclusive	Negative	Positive	Percent positive	Total
MINUTECLINIC DIAG OF IND, LLC #6250		1			1
ORMC-ARDEN/EOI			1	100%	1
COMMUNITY HEALTH CENTERS INC			1	100%	1
ULTIMATE KIDNEY CARE			1	100%	1
CVS MO5724POCT KANSAS CITY		1			1
SIMPLY HEALTHCARE AND WELLNESS CLINIC, PC			1	100%	1
GENESEE COUNTY HEALTH DEPARTMENT		1			1
INDIANA STATE DEPARTMENT OF HEALTH CLINIC MICROBIOLOGY		1			1
PASTEUR MEDICAL CENTER LLC		1			1
UNIVERSITY OF IOWA HOSPITALS & CLINICS			1	100%	1
STAMFORD HOSPITAL			1	100%	1
WALGREENS #01398			1	100%	1
LAREDO EMERGENCY ROOM			1	100%	1
GRAND VIEW HOSPITAL			1	100%	1
CABELL HUNTINGTON HOSPITAL CLINICAL LAB			1	100%	1
SAINT ALPHONSUS REGIONAL MEDICAL CENTER			1	100%	1
COLLIER PHARMACY			1	100%	1
MAHONEY PEDIATRICS PA			1	100%	1
FAMILY MEDICAL CENTERS			1	100%	1
MEDEXPRESS URGENT CARE - LAWRENCE		1			1
ST GERARD'S COMMUNITY OF CARE		1			1
PENNY PEDIATRICS		1			1
THE MEDICAL CENTER AT BOWLING GREEN			1	100%	1
LEELANAU OPCO, LLC		1			1
ADVENTHEALTH MEDICAL GROUP FAMILY AND INTERNAL			1	100%	1
URGENT CARE CENTER OF PORT ORANGE LLC			1	100%	1
MAYO CLINIC OUTPATIENT DIALYSIS CENTER			1	100%	1
OAK HAVEN REHAB AND NURSING CENTER			1	100%	1
STEPHENS COUNTY HOSPITAL			1	100%	1
BLOOD SYSTEMS LABORATORIES			1	100%	1
MISSOURI DEPARTMENT OF HEALTH AND SENIOR SERVICES - STATE PH LAB		1			1
LEE MEMORIAL HOSPITAL OUTPATIENT SURGERY CENTER			1	100%	1
THE CHRIST HOSPITAL			1	100%	1
MERITUS MEDICAL CENTER			1	100%	1
XSTREMEMD			1	100%	1
ADVENTHEALTH MEDICAL GROUP PEDIATRICS DIABETES &			1	100%	1
TITUSVILLE TOWERS ASSISTED LIVING		1			1
FRESENIUS SOUTH FORT MYERS		1			1
NEMOURS CHILDRENS PRIMARY CARE CLERMONT			1	100%	1
NICKLAUS CHILDREN'S DORAL OUTPATIENT CENTER			1	100%	1
JUPITER PEDIATRIC ASSOCIATES, PA			1	100%	1
WELLMED AT LINEBAUGH AVE			1	100%	1
NORTH CAROLINA STATE LABORATORY OF PUBLIC HEALTH, SPECTRUM LAB NETWORK			1	100%	1
DOCTORS CARE - AIKEN MALL			1	100%	1
RESIDENCES AT MIAMI / REIGN GARDENS LLC, THE			1	100%	1
Kroger - KR070300083			1	100%	1
DIAMOND SPEEDWAY DIALYSIS			1	100%	1

# COVID-19: testing by laboratory

Data through Jan 23, 2021 verified as of Jan 24, 2021 at 09:25 AM

Data in this report are provisional and subject to change.

The numbers in the table below represent the number of Florida and non-Florida residents for whom test results were received by the Department of Health. A person can be tested by more than one laboratory and can have both positive and negative results. **Therefore, the sum of the numbers in each column will be larger than the total number of people tested.**

Reporting lab	Inconclusive	Negative	Positive	Percent positive	Total
KIDS CARE PEDIATRICS PA			1	100%	1
CARTERSVILLE MEDICAL CENTER			1	100%	1
ENCOMPASS HEALTH HOME HEALTH		1			1
PEDIATRIC URGENT CARE CENTR OF FORT WORTH-LA GRAN			1	100%	1
TRIPLE O RESEARCH INSTITUTE PA			1	100%	1
ADVANCED URGENT CARE CENTER			1	100%	1
Jacaranda Manor			1	100%	1
Douglas County Health Center		1			1
SHANNON MEDICAL CENTER			1	100%	1
PRIMARY CARE SPECIALISTS OF ORLANDO LLC			1	100%	1
NORTH OKALOOSA CLINIC CORP		1			1
OXY-GENLAB			1	100%	1
PHYSICIANS IMMEDIATE CARE			1	100%	1
STUYVESANT URGENT CARE		1			1
FAMILY MEDICINE AT CELEBRATION		1			1
CHAMBREL AT PINECASTLE			1	100%	1
GOOD SAMARITAN SOCIETY - DE SMET		1			1
POINTE MEDICAL SERVICES INC			1	100%	1
DAVENPORT PEDIATRICS CLERMONT PA		1			1
SYNEXUS CLINICAL RESEARCH US INC		1			1
NEW YORK CITY DEPARTMENT OF HEALTH			1	100%	1
MINUTECLINIC OF NEVADA-2955 S FT APACH		1			1
Miller Health Care Center			1	100%	1
DR PHILLIPS CENTER FOR WELLNESS		1			1
COVENANT HEALTH		1			1
CENTRAL FL INTERNAL MEDICINE ASSOCIATES LLC		1			1
MCH PHYSICIANS GROUP			1	100%	1
CARDIOLOGY AND FITNESS MEDICINE		1			1
METHODISM MIDLOTHIAN MEDICAL CENTER			1	100%	1
VA COMMUNITY BASED CLINIC - LAKE CITY			1	100%	1
KENDALL PEDIATRICS PARTNERS LLC			1	100%	1
PRIMARY CARE & PEDIATRICS - SHEPHERSTOWN		1			1
MINUTECLINIC DIAG OF IND, LLC #4368		1			1
ATLANTIC DIAGNOSTICS			1	100%	1
EXCEPTIONAL EMERGENCY CENTER			1	100%	1
SIGNATURE CARE COLLEGE STATION			1	100%	1
Valley Center (WV)			1	100%	1
CLARKSVILLE MANOR INC		1			1
CVS TX7827POCT ROUND ROCK		1			1
HEALTHCARE FOR THE HOMELESS			1	100%	1
SOUTH TEXAS HEALTH SYSTEM ER - WARE ROAD			1	100%	1
INFECTION CONTROL DEPT			1	100%	1
Oakland Nursing and Rehabilitation Center		1			1
CSL PLASMA LAB			1	100%	1
CLEMENT MANOR HEALTH CENTER		1			1
NEW ULM MEDICAL CENTER			1	100%	1
THYROID SPECIALTY LABORATORY			1	100%	1

# COVID-19: testing by laboratory

Data through Jan 23, 2021 verified as of Jan 24, 2021 at 09:25 AM

Data in this report are provisional and subject to change.

The numbers in the table below represent the number of Florida and non-Florida residents for whom test results were received by the Department of Health. A person can be tested by more than one laboratory and can have both positive and negative results. **Therefore, the sum of the numbers in each column will be larger than the total number of people tested.**

Reporting lab	Inconclusive	Negative	Positive	Percent positive	Total
PUBLIX PHARMACY #1114			1	100%	1
PHYSICIANS PRIMARY CARE LEHIGH PEDS			1	100%	1
UNIVERSITY OF MIAMI SCCC RESEARCH LABORATORY			1	100%	1
PATIENT FIRST - LEESBURG			1	100%	1
ST.ELIZABETH HEALTH CENTER	1				1
NANCY M WORTHINGTON MD PA			1	100%	1
DEBORAH HEART AND LUNG CENTER		1			1
CVS MD2956POCT NEW MARKET			1	100%	1
OSF SAINT FRANCIS MEDICAL CENTER			1	100%	1
WINCHESTER HOSPITAL			1	100%	1
Walgreens #5421		1			1
MILFORD REGIONAL HOSPITAL			1	100%	1
KEY WEST BRANCH MEDICAL CLINIC			1	100%	1
Eddy Memorial Geriatric Center		1			1
MED TECH CLINICAL LABORATORY		1			1
SPRINGBROOK HOSPITAL			1	100%	1
ELEMENTS PHARMACY			1	100%	1
PROVIDENCE ST. PATRICK HOSPITAL			1	100%	1
AVON PARK CLUSTER		1			1
CVS AZ7841POCT TUCSON		1			1
LABORATORY COPRORATION OF AMERICA			1	100%	1
CVS HEALTH, #2043		1			1
GOOD SAMARITAN HOSPITAL			1	100%	1
TANGLEWOOD MANOR		1			1
PROVIDENCE PORTLAND MEDICAL CENTER		1			1
SOUTH DADE NURSING & REHABILITATION CENTER□			1	100%	1
Ramsey Village		1			1
SOMA MEDICAL CENTER PA			1	100%	1
DECATUR MORGAN HOSPITAL - DECATUR GENE		1			1
ANMED HEALTH MEDICAL CENTER			1	100%	1
Trucare Living Centers - Columbus		1			1
US LABORATORIES			1	100%	1
Raleigh Center (WV)			1	100%	1
SILVER SPRINGS SHORES DIALYSIS			1	100%	1
MINUTE CLINIC LLC #1909		1			1
NORTHEAST TEXAS DIALYSIS		1			1
TMH PHYSICIAN PARTNERS			1	100%	1
ARLINGTON ADULT RESIDENTIAL FACILITY, INC			1	100%	1
LAKE VIEW COURT		1			1
Bolingreen Health and Rehabilitation		1			1
ST FRANCIS MEDICAL CENTER			1	100%	1
Arlington Care Center			1	100%	1
KETTERING MEDICAL CENTER			1	100%	1
CLIFTON-FINE HOSPITAL LABORATORY		1			1
Cooperstown Center for Nursing and Rehabillitation		1			1
HEALTH GUAGE			1	100%	1
MEDEXPRESS URGENT CARE - BENTONVILLE		1			1

# COVID-19: testing by laboratory

Data through Jan 23, 2021 verified as of Jan 24, 2021 at 09:25 AM

Data in this report are provisional and subject to change.

The numbers in the table below represent the number of Florida and non-Florida residents for whom test results were received by the Department of Health. A person can be tested by more than one laboratory and can have both positive and negative results. **Therefore, the sum of the numbers in each column will be larger than the total number of people tested.**

Reporting lab	Inconclusive	Negative	Positive	Percent positive	Total
BRISTOL REGINAL MEDICAL CENTER			1	100%	1
ADVENTHEALTH SENIOR CARE AT ORMOND			1	100%	1
AVERA SACRED HEART HOSPITAL			1	100%	1
JMC TALLAHASSEE, LLC			1	100%	1
MALUHIA		1			1
FORT LOUDOUN PRIMARY CARE		1			1
HELIX BIOMEDICS LLC			1	100%	1
HARRINGTON PARK HEALTH AND REHAB		1			1
HALIFAX HEALTH PRIMARY CARE			1	100%	1
MINUTECLINIC DIAGNOSTIC OF KANSAS PA		1			1
PASCO COUNTY HEALTH DEPARTMENT			1	100%	1
CHIPOLA QUICK CARE			1	100%	1
NONA MEDICAL ARTS		1			1
VITAL CARE CLINIC, LLC			1	100%	1
MINUTE CLINIC DIAGNOSTIC PA			1	100%	1
CARENOW MIDTOWN			1	100%	1
ORLANDO HEALTH MEDICAL GROUP			1	100%	1
Kroger 686 - The Little Clinic Farragut		1			1
ADVENTHEALTH HOME CARE WATERMAN			1	100%	1
Mountain City Care and Rehabilitation Center		1			1
SANTA MONICA CA-UCLA MC			1	100%	1
HEARTLAND OF ZEPHYRHILLS FL, LLC			1	100%	1
RAYMOND BASRI MD		1			1
CVS GA7064POCT STOCKBRIDGE		1			1
FLORIDA CLINICAL LABORATORY INC DBA			1	100%	1
BAYCARE OUTREACH LAB WH SOUTH			1	100%	1
CVS CT1123POCT SOUTHBURY		1			1
NORTHWEST TEXAS HEALTHCARE SYSTEM,INC			1	100%	1
Cerenity Senior Care-White Bear Lake		1			1
WEST BOCA MEDICAL CENTER			1	100%	1
LEHIGH MEDICAL AND RESEARCH CENTER, INC			1	100%	1
SOMA MEDICAL CENTER PA #3 GREENACRES			1	100%	1
STEAMBOAT EMERGENCY CENTER			1	100%	1
STANLY REGIONAL MEDICAL CENTER			1	100%	1
Garden Villa Bedford		1			1
Consulate Health Care of Tallahassee			1	100%	1
COSTCO PHARMACY #1023			1	100%	1
UHEALTH CARDIOLOGY			1	100%	1
CENTRAL TX URGENT CARE			1	100%	1
NORTH SHORE HEMATOLOGY-ONCOLOGY ASSOCIATES		1			1
GASTROENTEROLOGY ASSOC OF PENSACOLA, PA			1	100%	1
FLORIDA STATE UNIVERSITY HEALTH SERVICES			1	100%	1
WEST DADE PEDIATRICS			1	100%	1
MRMC LAB MICRO			1	100%	1
Villa Maria			1	100%	1
CLINICAL PATHOLOGY LABORATORIES SOUTHEAST INC			1	100%	1
YUMA REGIONAL MEDICAL CENTER			1	100%	1

# COVID-19: testing by laboratory

Data through Jan 23, 2021 verified as of Jan 24, 2021 at 09:25 AM

Data in this report are provisional and subject to change.

The numbers in the table below represent the number of Florida and non-Florida residents for whom test results were received by the Department of Health. A person can be tested by more than one laboratory and can have both positive and negative results. **Therefore, the sum of the numbers in each column will be larger than the total number of people tested.**

Reporting lab	Inconclusive	Negative	Positive	Percent positive	Total
ENCORE AT BOCA RATON, THE			1	100%	1
CVS OH3301POCT WOODMERE		1			1
MEDEXPRESS URGENT CARE - ANDERSON		1			1
PRIORITY CARE LLC			1	100%	1
ALABAMA REFERENCE LAB			1	100%	1
CENTRAL TX MEDICAL CENTER - LAB			1	100%	1
MEDEXPRESS URGENT CARE - LEOMINSTER		1			1
MINUTECLINIC DIAG OF IND, LLC #5369		1			1
DONALSONVILLE HOSPITAL			1	100%	1
CVS NC6402POCT DAVIDSON		1			1
CVS IL2297652CV CHICAGO		1			1
Wedgewood Manor		1			1
Remarkable Healthcare Dallas			1	100%	1
TARRYTOWN PHARMACY			1	100%	1
FLAGLER CARE CENTER			1	100%	1
MINUTECLINIC DIAGNOSTIC OF OHIO #6139		1			1
BAPTIST HEALTH MEDICAL PLAZA			1	100%	1
NEW YORK STATE DEPARTMENT OF HEALTH			1	100%	1
WINTER PARK MEMORIAL HOSPITAL LABORATORY		1			1
LAKE PEDIATRICS			1	100%	1
BATESVILLE - SHERWOOD URGENT CARE			1	100%	1
CVS AZ9210POCT SCOTTSDALE		1			1
MARYLAND DEPARTMENT OF HEALTH AND MENTAL HYGIENE			1	100%	1
Kroger 524 - The Little Clinic Iron Bridge Road		1			1
KAISER PERMANENTE REGIONAL REFERENCE LABORATORY		1			1
KEY BISCAYNE PEDIATRIC ASSOCIATES INC			1	100%	1
Freedom Pointe at The Villages			1	100%	1
CVS NV9841POCT RENO			1	100%	1
ONSLOW COUNTY HEALTH DEPARTMENT			1	100%	1
ORDRS, INC.			1	100%	1
Maple Lane Nursing Home		1			1
CYPRESS CREEK DIALYSIS CTR			1	100%	1
Imperial Healthcare Centre			1	100%	1
Gulf Coast health and Rehabilitation, LLC		1			1
BLOSSOMS ASSISTED LIVING 1 LLC			1	100%	1
MAINE HEALTH AND ENVIRONMENTAL TESTING LABORATORY			1	100%	1
BAPTIST HOSPITAL EAST			1	100%	1
SHAH			1	100%	1
NHC Chattanooga			1	100%	1
VANDERBILT UNIVERSITY MEDICAL CENTER			1	100%	1
VA OUTPATIENT PHARMACY			1	100%	1
LEXINGTON HOSPITAL CORPORATION			1	100%	1
CVS NC7047POCT DURHAM		1			1
CONWAY - SHERWOOD URGENT CARE			1	100%	1
Buena Vista Care Center		1			1
RIVIERA BEACH HEALTH CENTER LAB			1	100%	1
OMNICARE PHARMACY OF TEXAS 1, LP		1			1

# COVID-19: testing by laboratory

Data through Jan 23, 2021 verified as of Jan 24, 2021 at 09:25 AM

Data in this report are provisional and subject to change.

The numbers in the table below represent the number of Florida and non-Florida residents for whom test results were received by the Department of Health. A person can be tested by more than one laboratory and can have both positive and negative results. **Therefore, the sum of the numbers in each column will be larger than the total number of people tested.**

Reporting lab	Inconclusive	Negative	Positive	Percent positive	Total
DOCTORS HEARING			1	100%	1
ST. PETERSBURG PEDIATRICS-SEMINOLE			1	100%	1
RAPID CITY REGIONAL HOSPITAL -579 ATTN. LABORATORY		1			1
CHRISTUS SPOHN HOSPITAL			1	100%	1
BMC/NASSAU			1	100%	1
CITRUS DERMATOLOGY			1	100%	1
USCG ABBOTT BINAXNOW			1	100%	1
MEDEXPRESS URGENT CARE - ST CLAIR, CLOVER DR.		1			1
USCG AIR STATION CLEARWATER CLINIC			1	100%	1
WALGREENS # 12338		1			1
CONNECTICUT PEDIATRICS @ CHC		1			1
MEMORIAL HOSPITAL WEST			1	100%	1
HAMILTON CHD		1			1
DEPT OF VA MEDICAL CENTER - MIAMI			1	100%	1
SV MOBILE HEALTH			1	100%	1
Life Care Center of Paradise Valley		1			1
ROSLYN INTERNAL MEDICINE		1			1
MINUTECLINIC DIAGNOSTIC OF NH, LLC (CL		1			1
Smg At Bridgewater Family Medicine		1			1
LANGLADE			1	100%	1
Kroger 550 - The Little Clinic Bellevue		1			1
LAB TEST KENDALL LLC		1			1
MEDICAL LIFE-INC GUIDEWELL EMERGENCY MEDICINE			1	100%	1
MEDEXPRESS URGENT CARE-BRENTWOOD		1			1
ADVANTA LABS, LLC		1			1
MEDICAL ASSOCIATES OF CARTER		1			1
Northern Nevada State Veterans Home		1			1
BROOKDALE PALM COAST		1			1
Kroger 923 - The Little Clinic Centerville		1			1
SPORTS MEDICINE CLINIC - U OF WYOMING			1	100%	1
MEMORIAL HERMANN SOUTHWEST HOSPITAL			1	100%	1
NEW MILFORD HOSPITAL			1	100%	1
GSM OCED Subsection			1	100%	1
PROVIDENCE LABORATORY SERVICES		1			1
Heritage of Red Cloud		1			1
IMMY LABS			1	100%	1
AESTHETIC PHYSICIANS PC			1	100%	1
Seal Rock Healthcare		1			1
CENTURY LINK SPORTS COMPLEX			1	100%	1
Kroger - KRO01100688			1	100%	1
SAINT JOSEPH'S HOSPITAL AND MEDICAL CENTER		1			1
NORTH COUNTRY FAMILY HEALTH CENTER INC		1			1
Orchid Cove at Naples			1	100%	1
SONORAN DESERT PATHOLOGY			1	100%	1
VALLEY HOSPITAL MEDICAL CENTER		1			1
Glenburn Home		1			1
UNIVERSITY OF TEXAS AT EL PASO, THE			1	100%	1

# COVID-19: testing by laboratory

Data through Jan 23, 2021 verified as of Jan 24, 2021 at 09:25 AM

Data in this report are provisional and subject to change.

The numbers in the table below represent the number of Florida and non-Florida residents for whom test results were received by the Department of Health. A person can be tested by more than one laboratory and can have both positive and negative results. **Therefore, the sum of the numbers in each column will be larger than the total number of people tested.**

Reporting lab	Inconclusive	Negative	Positive	Percent positive	Total
VITAL CARE			1	100%	1
PEDIATRIC PARTNERS ZEPHYRHILLS			1	100%	1
EVENTIDE LUTHERAN HOME		1			1
LANGLEY DIALYSIS			1	100%	1
CMC MERCY LABORATORY			1	100%	1
PHYSICIANS PREMIER			1	100%	1
BLACK STALLION WALK IN AND EXERCISE CLINICS LLC		1			1
HATLEY HEALTH CARE, INC		1			1
GALVESTON COUNTY HEALTH DISTRICT			1	100%	1
SUMMIT LABORATORY			1	100%	1
Kroger 379 - The Little Clinic Stony Brook		1			1
HEALTH EXPRESS		1			1
MID FLORIDA DERMATOLOGY ASSOCIATES PA			1	100%	1
CFCH - FROSTPROOF			1	100%	1
GOLDING-GRANADO MEDICAL ASSOCIATES		1			1
FLORHAM PARK ENDOSCOPY CENTER		1			1
GREENTREE MEDICAL CENTER			1	100%	1
GREATER TAMPA AT HOME			1	100%	1
MINUTE CLINIC DIAGNOSTICS OF IN, LLC #6252		1			1
CELEBRATION HOSPITAL			1	100%	1
CUSTOM SCRIPTS PHARMACY		1			1
LITTLE COMPANY OF MARY HOSPITAL			1	100%	1
STEWART FLORIDA ALF, INC			1	100%	1
WY RETIREMENT CENTER		1			1
BRIAN C GRINER MD LLC			1	100%	1
FLAGLER COUNTY BOARD OF COUNTY COMMISSIONERS			1	100%	1
PIONEER CLINICAL RESEARCH LLC			1	100%	1
MINUTE CLINIC LLC #0169		1			1
CROSS CREEK HEALTH CARE		1			1
RIVERTON CBOC			1	100%	1
ISLAND NURSING HOME			1	100%	1
Washington County Nursing H0me			1	100%	1
Riviera Health Resort		1			1
CALIFORNIA PUBLIC HEALTH LABORATORY			1	100%	1
GWINNETT MEDICAL CENTER			1	100%	1
Bethany Manor		1			1
ACCOMPLISHED HOME CARE		1			1
MY URGENT CARE CLINIC			1	100%	1
PANCARE HEALTH - BRUCE			1	100%	1
FLORIDA EPIDEMIOLOGY PROGRAM			1	100%	1
Kroger 328 - The Little Clinic Henderson Road		1			1
CVS PA371POCT PHILADELPHIA		1			1
A.G. Rhodes		1			1
ACCESS FAMILY CARE LLC			1	100%	1
DOCTORS HOSPITAL OF LAREDO			1	100%	1
OAKMONT WEST- GREENVILLE SC		1			1
CAREFIRST URGENT CARE - BEECHMONT			1	100%	1

# COVID-19: testing by laboratory

Data through Jan 23, 2021 verified as of Jan 24, 2021 at 09:25 AM

Data in this report are provisional and subject to change.

The numbers in the table below represent the number of Florida and non-Florida residents for whom test results were received by the Department of Health. A person can be tested by more than one laboratory and can have both positive and negative results. **Therefore, the sum of the numbers in each column will be larger than the total number of people tested.**

Reporting lab	Inconclusive	Negative	Positive	Percent positive	Total
Winter Park Care and Rehab			1	100%	1
THE EDGEWATER AND WATERMAN VILLAGE			1	100%	1
PENINSULA REGIONAL MED CTR LAB			1	100%	1
Kroger 339 - The Little Clinic Highlands - Bardstown Road		1			1
PALMS OF FT MYERS,THE			1	100%	1
WELLPATH			1	100%	1
A G RHODES HOME AT WESLEY WOODS		1			1
PRACTITIONERS IN MOTION			1	100%	1
USF PHYSICIANS GROUP			1	100%	1
THEDACARE FAMILY MEDICINE GATEWAY			1	100%	1
MINUTECLINIC DIAGNOSTIC OF VIRGINIA, LLC #1416		1			1
WINDSOR MANOR			1	100%	1
Garden View Care Center at Dougherty Ferry		1			1
PRIMARY CARE GROUP LLC		1			1
Walgreens #12427			1	100%	1
INNOVATIVE HEALTH DIAGNOSTIC OF CALIFORNIA			1	100%	1
SUREPOINT URGENT CARE PADRE ISLAND			1	100%	1
EAST RIDGE RETIREMENT VILLAGE INC		1			1
GADSDEN COUNTY HEALTH DEPARTMENT			1	100%	1
Kroger 465 - The Little Clinic Oakley		1			1
COASTAL PEDIATRICS LLC			1	100%	1
WALGREENS NO 19542		1			1
MINUTE CLINIC LLC #6765		1			1
ADVANCE CARDIOVASCULAR IMAGING, INC			1	100%	1
HAMILTON COUNTY HEALTH DEPARTMENT		1			1
Hillside Manor Rehabilitation and Extended Care Center		1			1
COLUMBIA CREST CARE & RAHAB		1			1
LIBERTY HEALTH CENTER			1	100%	1
Princeton Place			1	100%	1
ST MICHAEL'S ELITE MEDICAL HOSPITAL			1	100%	1
Kroger 57 - The Little Clinic Jay C Charlestown		1			1
SONNI'S PEDIATRICS			1	100%	1
LabCorp L#09258295 M#09258285			1	100%	1
MID-FLORIDA PATHOLOGY LLC		1			1
Hackensack Univ Medical Center At Pasc		1			1
Kroger 825 - The Little Clinic Dorothy Lane		1			1
Vi at Aventura		1			1
Oakview Manor Health and Rehab		1			1
FLORIDA DEPARTMENT OF HEALTH PALM BEACH COUNTY			1	100%	1
IDAHO HEALTH DEPARTMENT			1	100%	1
MEDERI CARETENDERS			1	100%	1
MINUTE CLINIC DIAGNOSTIC MED GRP OF CA		1			1
MEDICAL SPECIALISTS OF THE PALM BEACHES INC			1	100%	1
TAYLOR COUNTY HEALTH DEPARTMENT			1	100%	1
ACUPATH LABORATORIES INC			1	100%	1
ADVANCE HEALTH AND WELLNESS SOLUTIONS			1	100%	1
PALMA CEIA MED GROUP-SWANN		1			1

# COVID-19: testing by laboratory

Data through Jan 23, 2021 verified as of Jan 24, 2021 at 09:25 AM

Data in this report are provisional and subject to change.

The numbers in the table below represent the number of Florida and non-Florida residents for whom test results were received by the Department of Health. A person can be tested by more than one laboratory and can have both positive and negative results. **Therefore, the sum of the numbers in each column will be larger than the total number of people tested.**

Reporting lab	Inconclusive	Negative	Positive	Percent positive	Total
AURORA CONSOLIDATED LABORATORY			1	100%	1
CULINARY INSTITUTE OF AMERICA STUDENT		1			1
WALGREENS #5130			1	100%	1
CVS PA2687POCT EXTON		1			1
PSL JAX BEACH OPERATIONS LLC			1	100%	1
MINUTECLINIC, LLC #09202		1			1
HIGH DESERT COURT GROUP HOME			1	100%	1
BROOKDALE PALM BEACH GARDENS			1	100%	1
FAST PACE URGENT CARE			1	100%	1
SMA BEHAVIORAL HEALTH SERVICES INC		1			1
CLEVELAND CLINIC AKRON GENERAL			1	100%	1
BHA TITUSVILLE CLINIC			1	100%	1
ALLEGANY COUNTY DEPARTMENT OF HEALTH		1			1
ST. MARY MEDICAL CENTER		1			1
LAKEVIEW REGIONAL HOSPITAL			1	100%	1
ALLIANCE MD DIRECT PRIMARY CARE			1	100%	1
CHC SOUTHWEST FLORIDA LAB-LIVE			1	100%	1
The Center at Centennial			1	100%	1
NORTH SHORE HEMATOLOGY-ONCOLOGY ASSOCIATES PC		1			1
JOSEPH SCHENKER MD PC		1			1
REELFOOT FAMILY WALK-IN CLINIC		1			1
SYNAPSE ANALYTICAL LABS		1			1
MIDWAY SPECIALTY CARE CENTER INC		1			1
ATHENS MEDICAL CENTER			1	100%	1
CHESAPEAKE REGIONAL MEDICAL CENTER			1	100%	1
ALLIED PHYSICIANS GROUP		1			1
MINUTECLINIC DIAGNOSTIC OF KANSAS, PC		1			1
Kroger 647 - The Little Clinic Newnan Crossings			1	100%	1
ALL PRO ORTHOPEDICS & SPORTS MEDICINE, PA			1	100%	1
SPRINGFIELD HOSPITAL			1	100%	1
EXACCARE KINGSTON, LLC			1	100%	1
ANSWERS RESOURCE FACILITY		1			1
SEASONS HOSPICE AND PALLIATIVE CARE OF			1	100%	1
WELLINGTON WEST 100176			1	100%	1
Autumn Care of Suffolk		1			1
DIXIE REGIONAL MEDICAL CENTER			1	100%	1
Kroger - KRO03400316			1	100%	1
HEALTH FIRST MEDICAL GROUP LLC			1	100%	1
TUNIS STREET GROUP HOME		1			1
DEVITA		1			1
SUN CITY DIAGNOSTIC CENTER			1	100%	1
MEDICAL CENTER OF CENTRAL GEORGIA			1	100%	1
BAYSIDE URGENT CARE CENTER INC			1	100%	1
CONSULATE HEALTH CARE OF VERO BEACH			1	100%	1
KIOSK MEDICINE KENTUCKY LLC		1			1
Waters of Covington		1			1
MEMORIAL HEALTH UNIVERSITY MEDICAL CENTER			1	100%	1

# COVID-19: testing by laboratory

Data through Jan 23, 2021 verified as of Jan 24, 2021 at 09:25 AM

Data in this report are provisional and subject to change.

The numbers in the table below represent the number of Florida and non-Florida residents for whom test results were received by the Department of Health. A person can be tested by more than one laboratory and can have both positive and negative results. **Therefore, the sum of the numbers in each column will be larger than the total number of people tested.**

Reporting lab	Inconclusive	Negative	Positive	Percent positive	Total
CVS MN6811POCT PLYMOUTH		1			1
Victory Health and Rehabilitation			1	100%	1
Good Samaritan Society Waukon		1			1
Parkside Manor		1			1
CHILDRENS SPECIALIST PEDIATRIC PULMMOLOGY & IRA FIALKO DO			1	100%	1
American Fork Care Center dba Heritage Care Center		1			1
PENSACOLA PATHOLOGY		1			1
LEGACY ER AND URGENT CARE			1	100%	1
Senatobia Healthcare & Rehab		1			1
CQUENTIA NGS, LLC			1	100%	1
COMMUNITY PHYSICIANS OF NORTH PORT PA			1	100%	1
MEDSTAR HEALTH URGENT CARE			1	100%	1
FAITH FAMILY PRACTICE			1	100%	1
Sevierville Health and Rehabilitation		1			1
SHANDS JACKSONVILLE CLINICAL CENTER			1	100%	1
Walgreens #9278		1			1
Kroger 368 - The Little Clinic Frankfort West		1			1
CVS AZ9290POCT PHOENIX		1			1
BLUETAIL MEDICAL GROUP, LLC			1	100%	1
CVS NC7213POCT MATTHEWS		1			1
TALLAHASSEE PRIMARY CARE ASSOCIATES PA			1	100%	1
WELLMED AT FORT PIERCE		1			1
MDS PHARMA SERVICES		1			1
SARHA DOCTORS CENTER			1	100%	1
PINEVILLE PHARMACY			1	100%	1
SOLARIS HEALTHCARE PLANT CITY		1			1
MINUTECLINIC DIAGNOSTIC MED GRP OF ORA			1	100%	1
HARBOR BEACH NURSING AND REHABILITATION CENTER			1	100%	1
CVS CA9715POCT THOUSAND OAKS		1			1
DEPARTMENT OF HEALTH SERVICES			1	100%	1
ASPIRUS WAUSAU HOSPITAL			1	100%	1
WESTOX LABS		1			1
PRINCIPLE DIAGNOSTICS LLC			1	100%	1
MEDICAL CITY NORTH HILLS			1	100%	1
ADVANCED MEDICAL LABORATORIES (AML)			1	100%	1
PRISMA HEALTH TUOMEY LABORATORY			1	100%	1
MEDEXPRESS-DOVER		1			1
QUALITY LAB			1	100%	1
ATMORE COMMUNITY HOSPITAL			1	100%	1
POUDRE VALLEY HOSPITAL			1	100%	1
FLORIDA DIGESTIVE AND LIVER SPECIALISTS			1	100%	1
CVS MINUTE CLINIC DIAGNOSTIC MED GRP OF CAL		1			1
SANTA CLARA VALLEY MEDICAL CENTER			1	100%	1
UNIVERSITY COMMUNITY HEALTH SERVICES			1	100%	1
MARTIN HEALTH PHYSICIAN GROUP			1	100%	1
BRIDGEWATER PARK ASSISTED LIVING LLC			1	100%	1

# COVID-19: testing by laboratory

Data through Jan 23, 2021 verified as of Jan 24, 2021 at 09:25 AM

Data in this report are provisional and subject to change.

The numbers in the table below represent the number of Florida and non-Florida residents for whom test results were received by the Department of Health. A person can be tested by more than one laboratory and can have both positive and negative results. **Therefore, the sum of the numbers in each column will be larger than the total number of people tested.**

Reporting lab	Inconclusive	Negative	Positive	Percent positive	Total
HSRE-ASL CASSELBERRY TRS, LLC			1	100%	1
PAUL C SCHWARTZ & MELVIN L WEIDMAN		1			1
SPECTRUM LUDINGTON			1	100%	1
RICHICHI FAMILY HEALTH			1	100%	1
LANCASHIRE HALL NURSING AND REHABILITATION CENTER		1			1
Ashland Place Health and Rehabilitation, LLC		1			1
ALTA BATES SUMMIT MEDICAL CENTER CLINICAL LAB			1	100%	1
MINUTECLINIC DIAGNOSTIC OF KENTUCKY		1			1
NORTH FLORIDA MEDICAL CENTERS INC		1			1
ASCENSION ST VINCENT'S MEDICAL CENTER			1	100%	1
EMERGENCY CARE SERVICES LAB AT JFK MEDICAL CENTER			1	100%	1
HCL LABORATORIES			1	100%	1
CVS AZ5026POCT MESA		1			1
SUNCREST OMNI		1			1
HOLMES FAMILY PRACTICE PA			1	100%	1
LOUNDY		1			1
FLORIDA DEPARTMENT OF HEALTH SEMINOLE COUNTY		1			1
ST. LUKES HOSPITAL			1	100%	1
CHATSWORTH ASSISTED LIVING COMMUNITY AT PGA NATIONAL			1	100%	1
WILMINGTON NURSING AND REHAB			1	100%	1
MEDIPLUS CLINIC, INC			1	100%	1
ADVENTHEALTH MEDICAL GROUP OBSTETRICS			1	100%	1
USC VERDUGO HILLS HOSPITAL			1	100%	1
TITUSVILLE REHABILITATION AND NURSING CENTER		1			1
NASSAU UNIVERSITY MEDICAL CENTER DEPT		1			1
METRO HEALTH HOSPITAL LABORATORY		1			1
HERNANDO CHILDREN'S			1	100%	1
EAST TENNESSEE STATE UNIVERSITY		1			1
WALGREENS #10308		1			1
CVS NV5942POCT LAS VEGAS		1			1
PROGRESSIVE MEDICAL RESEARCH			1	100%	1
COVE AT THE MARBELLA,THE			1	100%	1
MAURY REGIONAL MEDICAL CENTER		1			1
GOOD PEDIATRICS			1	100%	1
Robert Wood Johnson University Hospital			1	100%	1
HEALGEN SCIENTIFIC			1	100%	1
SMITH			1	100%	1
Parkview Care Center			1	100%	1
NEMOURS CHILDREN'S URGEN CARE			1	100%	1
FAMILY MEDICAL CLINIC KENDALL LLC			1	100%	1
PM PEDIATRICS OF BAYSIDE, PLLC - RIVE		1			1
WEST VIRGINIA LABORATORIES			1	100%	1
HAMILTON CI MAIN UNIT ANNEX/ WORK CAMP			1	100%	1
NEW HORIZON PRIMARY CARE LLC			1	100%	1
CARENOW LAKE WORTH			1	100%	1
WESTCOAST FAMILY PRACTICE		1			1
Harris Hill Nursing Facility		1			1

# COVID-19: testing by laboratory

Data through Jan 23, 2021 verified as of Jan 24, 2021 at 09:25 AM

Data in this report are provisional and subject to change.

The numbers in the table below represent the number of Florida and non-Florida residents for whom test results were received by the Department of Health. A person can be tested by more than one laboratory and can have both positive and negative results. **Therefore, the sum of the numbers in each column will be larger than the total number of people tested.**

Reporting lab	Inconclusive	Negative	Positive	Percent positive	Total
GATEWAY FAMILY HEALTH CLINIC			1	100%	1
CVS SC5479POCT INDIAN LAND		1			1
ANY LAB TEST FAST CORP			1	100%	1
MID FLORIDA BIOLOGICALS			1	100%	1
Monument Health Custer Care Center		1			1
SACRED HEART MEDICAL CENTER			1	100%	1
AMERICAN LAB LLC		1			1
MEDEXPRESS URGENT CARE-MEADVILLE			1	100%	1
ODYSSEY HEALTH CARE OF MARION COUNTY LLC		1			1
Community Compassion Center of Batesville			1	100%	1
MINUTECLINIC LLC (2335)		1			1
MEDOR/ACC SYNCHRONY			1	100%	1
Florence Home		1			1
CITRUS HEALTH NETWORK INC			1	100%	1
DOC PAM PA		1			1
Bon Secours Place			1	100%	1
DOCTORS AFTER HOURS URGENT CARE CENTER			1	100%	1
UNLIMITED MEDICAL SERVICES OF FL PL DBA		1			1
APOPKA FAMILY HEALTH CENTER			1	100%	1
441 URGENT CARE CENTER - BROWNWOOD			1	100%	1
FLORIDA HOSPITAL ORMOND BEACH			1	100%	1
EVERGREEN NURSING HOME		1			1
ALIMETRIX INC		1			1
NORTH SHORE MEDICAL CENTER - SALEM HOSPITAL			1	100%	1
Falmouth By The Sea			1	100%	1
MC DIAGNOSTIC OF CONNECTICUT, PC #114		1			1
GUIDEWELL EMERGENCY MEDICINE DOCTORS LLC #33			1	100%	1
BRUCE S WEST MD			1	100%	1
SUMMIT URGENT CARE PS			1	100%	1
Moab Regional Hospital			1	100%	1
FRANKLIN CBOC			1	100%	1
Kroger 968 - The Little Clinic Colerain Township		1			1
Fairhaven Retirement Community		1			1
COMMUNITY HOSPITALS INDIANAPOLIS			1	100%	1
MEDICAL ASSOCIATES OF THE SHOALS		1			1
Mercy Manor Transition Center			1	100%	1
INDIAN RIDGE		1			1
CFP PHYSICIANS GROUP			1	100%	1
CVS GA5637POCT VILLA RICA		1			1
MERRILL GARDENS AT CHAMPIONSGATE			1	100%	1
MEDEXPRESS URGENT CARE - BENTON		1			1
TITUS REGIONAL MEDICAL CENTER			1	100%	1
VA CBOC			1	100%	1
WASHINGTONVILLE PHARMACY INC		1			1
BHS PHYSICIAN NETWORK			1	100%	1
ST. VINCENT HOSPITAL			1	100%	1
BIOMERIEUX			1	100%	1

# COVID-19: testing by laboratory

Data through Jan 23, 2021 verified as of Jan 24, 2021 at 09:25 AM

Data in this report are provisional and subject to change.

The numbers in the table below represent the number of Florida and non-Florida residents for whom test results were received by the Department of Health. A person can be tested by more than one laboratory and can have both positive and negative results. **Therefore, the sum of the numbers in each column will be larger than the total number of people tested.**

Reporting lab	Inconclusive	Negative	Positive	Percent positive	Total
THE LITTLE CLINIC, LLC			1	100%	1
COASTAL ER IX, PHYSICIANS PREMIER			1	100%	1
ST VINCENT'S AMBULATORY CARE INC			1	100%	1
BOULDER COMMUNITY HOSPITAL			1	100%	1
ATHENS LIMESTONE HOSPITAL		1			1
LEGACY AT HIGHWOODS PRESERVE		1			1
BAYCARE OUTREACH LAB AT NEW TAMPA			1	100%	1
Kroger 130 - The Little Clinic Colorado Springs		1			1
INTEGRATED GENETICS SEQUENOM		1			1
SUNCOAST PRIMARY CARE LLC			1	100%	1
ADVENTHEALTH MEDICAL GROUP SENIOR HEALTH AT			1	100%	1
CRUSADER COMMUNITY HEALTH			1	100%	1
KENT		1			1
HEALTHCARE AND REHAB OF SANFORD			1	100%	1
DEVLIN MANOR NURSING AND REHABILITATION		1			1
LANTANA HC LAB			1	100%	1
The Pines at Poughkeepsie Center for Nursing and Rehabilitation		1			1
CARESOUTH HHA HOLDINGS OF THE TREASURE COAST LLC			1	100%	1
FLORIDA KEYS PED AND ADOLES CTR			1	100%	1
UNIVERSITY OF VERMONT MEDICAL CENTER			1	100%	1
SOUTHERN HILLS MEDICAL CENTER			1	100%	1
ALBANY MEDICAL CENTER			1	100%	1
CTMD MEDICAL CENTER, PA			1	100%	1
RENOWN REGIONAL MEDICAL CENTER			1	100%	1
FLORIDA MEDICAL CENTER			1	100%	1
2504-HOMEWOOD		1			1
BAYSHORE POINTE NURSING AND REHAB CENTER			1	100%	1
STATE OF CALIFORNIA DOH SERVICES			1	100%	1
HUDSON REGIONAL HOSPITAL			1	100%	1
NEW YORK UNIVERSITY MEDICAL CENTER			1	100%	1
CENTRAL CAROLINA HOSPITAL			1	100%	1
TENNOVA HEALTHCARE - CLEVELAND			1	100%	1
PROSPECT URGENT CARE			1	100%	1
TITUSVILLE CENTER FOR SURGICAL EXCELLENCE LLC		1			1
CAN COMMUNITY HEALTH LLC		1			1
SOUTH BEND MEDICAL FOUNDATION			1	100%	1
CVS PA1296POCT DREXEL HILL		1			1
AURORA MEDICAL CENTER-KENOSHA			1	100%	1
MED BAR LLC		1			1
AVERA ST. MARY'S HOSPITAL			1	100%	1
FLORIDA ADVANCED MEDICAL AND DERM AESTHETICS LLC			1	100%	1
UF KANAPAHA LAB BEAKER		1			1
CVS NE2741POCT LA VISTA		1			1
Monument Health Strugis Care Center		1			1
DERMDX, DIV OF AURORA DIAGNOSTICS/BERNHARDT LAB		1			1
NEW ERA COMMUNITY HEALTH CENTER LLC		1			1
SYNERGENE LABORATORY			1	100%	1

# COVID-19: testing by laboratory

Data through Jan 23, 2021 verified as of Jan 24, 2021 at 09:25 AM

Data in this report are provisional and subject to change.

The numbers in the table below represent the number of Florida and non-Florida residents for whom test results were received by the Department of Health. A person can be tested by more than one laboratory and can have both positive and negative results. **Therefore, the sum of the numbers in each column will be larger than the total number of people tested.**

Reporting lab	Inconclusive	Negative	Positive	Percent positive	Total
CROSSROADS URGENT CARE PLLC		1			1
TREASURE COAST MEDICAL CONCIERGE LLC			1	100%	1
PARK AVENUE PEDIATRICS PC		1			1
DAYTONA BEACH CENTRA CARE			1	100%	1
Kroger - KR070600172		1			1
MEDCOR, INC			1	100%	1
SUSAN F. WILLIAMS M.D., P.A.			1	100%	1
BARRINGTON TERRACE NAPLES			1	100%	1
CVS IN6572POCT INDIANAPOLIS		1			1
CHIEFLAND MEDICAL CENTER			1	100%	1
TRIPLE O MEDICAL SERVICES INC			1	100%	1
Signature Healthcare of Georgetown		1			1
BL DIAGNOSTICS LLC			1	100%	1
DAUGHTERS OF SARAH NURSING CENTER		1			1
JMJ FAMILY PRACTICE			1	100%	1
FAMILY CARE SPECIALISTS OF ORLANDO			1	100%	1
MEDICAL ASSOCIATES OF PINELLAS - LAB			1	100%	1
MEDEXPRESS URGENT CARE, MOSSIDE		1			1
SPARTANBURG REGIONAL MEDICAL CENTER			1	100%	1
ATRIA TAMARAC			1	100%	1
SUN CLINICAL LABORATORIES			1	100%	1
LAKELAND REGIONAL HEALTH GRASSLANDS		1			1
Life Care Center of Auburn		1			1
777 URGENT CARE			1	100%	1
CRYSTAL RIVER FIRE DEPARTMENT			1	100%	1
EASTMAN HEALTHCARE & REHAB		1			1
LITTLE FALLS HOSPITAL LABORATORY		1			1
Arch Plaza Nursing and Rehabilitation Center			1	100%	1
BEAUMONT HOSPITAL			1	100%	1
THOMAS HOSPITAL			1	100%	1
THE LITTLE CLINIC LLC			1	100%	1
AMD			1	100%	1
CURELOGICS WOUND CARE & HYPERBARIC CENTER		1			1
ESOTERIC LAB			1	100%	1
KEY WEST HMA PHYSICIAN MANAGEMENT, LLC			1	100%	1
SANTA BARABARA ALF LLC (THE WINDSOR)			1	100%	1
HABANA HEALTH CARE CENTER			1	100%	1
HELGEMO & LIQU PEDIATRICS			1	100%	1
SHELBYVILLE HOSPITAL COMPANY		1			1
BAYOU URGENT CARE			1	100%	1
Kroger 687 - The Little Clinic Sugar Hill			1	100%	1
MOUNT SINAI MEDICAL CENTER AVENTURA ER			1	100%	1
HARDIN HEALTH INC		1			1
PEDRO L ORTEGA MD PA			1	100%	1
VISTA LAKE ASSISTED LIVING			1	100%	1
CLINICAL TRIALS OF TAMPA LLC		1			1
Chestnut Ridge Nursing & Rehab		1			1

# COVID-19: testing by laboratory

Data through Jan 23, 2021 verified as of Jan 24, 2021 at 09:25 AM

Data in this report are provisional and subject to change.

The numbers in the table below represent the number of Florida and non-Florida residents for whom test results were received by the Department of Health. A person can be tested by more than one laboratory and can have both positive and negative results. **Therefore, the sum of the numbers in each column will be larger than the total number of people tested.**

Reporting lab	Inconclusive	Negative	Positive	Percent positive	Total
CANDLER HOSPITAL			1	100%	1
JAX FAMILY CARE		1			1
METROPOLITAN			1	100%	1
GENESIS MICROBIOLOGY LAB		1			1
NEW YORK PRESBYTERIAN HOSPITAL			1	100%	1
FLORIDA HOSPITAL LAB			1	100%	1
ADVENTHEALTH MEDICAL GROUP UROLOGY AT EAST ORLANDO		1			1
Kroger 390 - The Little Clinic North College Hill		1			1
ORCHID TERRACE		1			1
Florida Baptist Retirement Center		1			1
MINUTECLINIC # 21110			1	100%	1
HOLSTON MEDICAL GROUP		1			1
CLUB HEALTH AND REHABILITATION CENTER, THE		1			1
EXPRESS TEST			1	100%	1
Avera Sr. James Care Center		1			1
RABI SINHA, MD		1			1
Heartland of Perrysburg		1			1
HOUSTON DEPARTMENT OF HEALTH AND HUMAN SERVICES			1	100%	1
OMNI HEALTHCARE URGENT CARE			1	100%	1
GENESIS FAMILY PRACTICE			1	100%	1
Cornerstone at the Ranch		1			1
OHIO VALLEY MANOR NURSING &		1			1
UMASS MEMORIAL MEDICAL CENTER, INC		1			1
FLORIDA HOME HEALTH			1	100%	1
FREDERICK AVENUE GROUP HOME		1			1
WEST COAST CLINICAL LABS INC			1	100%	1
SANFORD LABORATORIES WATERTOWN			1	100%	1
NAVARRO MEDICAL CENTERS LLC			1	100%	1
Redwood Springs Healthcare			1	100%	1
BROOKSHIRE, THE			1	100%	1
MOBILE MEDICAL CLINIC			1	100%	1
DELAWARE DEPARTMENT OF HEATH			1	100%	1
DR JAMES D FORBES FAMILY CARE CENTER			1	100%	1
ADVANCED URGENT CARE PLLC		1			1
BEAUMONT HOSPITAL, GROSSE POINTE			1	100%	1
AUGUSTA HEALTH CLINICAL LABORATORY			1	100%	1
FELD ENTERTAINMENT			1	100%	1
SANDALWOOD NURSING CENTER		1			1
MINUTECLINIC MINUTECLINIC #3665		1			1
Kroger 618 - The Little Clinic Trail Creek Village		1			1
NAPHCARE INC		1			1
CVS SC7556POCT WEST COLUMBIA		1			1
Ash Flat Healthcare and Rehabilitation Center			1	100%	1
BAYFRONT HEAL WOUND CARE AND HYPERBARIC CENTER			1	100%	1
SHAMRA MEDICAL LABORATORY			1	100%	1
SKY RIDGE MEDICAL CENTER - MICRO			1	100%	1
MEMORIAL SATILLA HEALTH			1	100%	1

# COVID-19: testing by laboratory

Data through Jan 23, 2021 verified as of Jan 24, 2021 at 09:25 AM

Data in this report are provisional and subject to change.

The numbers in the table below represent the number of Florida and non-Florida residents for whom test results were received by the Department of Health. A person can be tested by more than one laboratory and can have both positive and negative results. **Therefore, the sum of the numbers in each column will be larger than the total number of people tested.**

Reporting lab	Inconclusive	Negative	Positive	Percent positive	Total
ER NEAR ME HULEN		1			1
ST MARY'S OF SAGINAW		1			1
BERKSHIRE MEDICAL CENTER			1	100%	1
MEDEXPRESS URGENT CARE - FORT SMITH		1			1
JACKSON MADISON CO. GEN. HOSPITAL			1	100%	1
MEMORIAL HERMANN KATY HOSPITAL			1	100%	1
FIT4LIFE MEDICAL CENTER			1	100%	1
FIU HEALTH CARE CENTER			1	100%	1
MERCY – NORTH IOWA			1	100%	1
MEMORIAL HERMANN HOSPITAL			1	100%	1
FLAGLER PROFESSIONAL HEALTH CARE SERVICES INC		1			1
Kroger 407 - The Little Clinic Lexington		1			1
HUNEYCUTT FAMILY PRACTICE			1	100%	1
Aspire Physical Recovery Center at Cahaba River		1			1
SWIFTCARE URGENT CARE, PLLC			1	100%	1
RIVERSIDE MEDICAL CENTER		1			1
SURGERY CENTER, THE			1	100%	1
PEACHEALTH LABORATORIES		1			1
MARYLAND DEPARTMENT OF HEALTH AND MENTAL HYGIENE-LABORATORIES			1	100%	1
MAYO CLINIC BEACHES PRIMARY CARE CTR		1			1
JOHN PETER SMITH HOSPITAL- OB TRIAGE			1	100%	1
MIAMI-DADE COUNTY HEALTH DEPT.		1			1
University Plaza Rehabilitation and Nursing			1	100%	1
WINNIFRED ASSISTED LIVING FACILITY INC		1			1
HENRY FORD HOSPITAL			1	100%	1
FALKVILLE HEALTHCARE		1			1
Carrollton Manor Inc		1			1
CLEVELAND CLINIC OUTPATIENT LABORATORY			1	100%	1
ROBERTS WESLEYAN COLLEGE HEALTH CENTE		1			1
WELL-KEY URGENT CARE SEVIERVILLE			1	100%	1
BAYMEADOWS PEDIATRIC CARE		1			1
UNIVERSITY OF SOUTH FLORIDA			1	100%	1
Oregon Veterans Home The Dalles		1			1
PREMIER PEDIATRICS			1	100%	1
CVS SC2497POCT LEXINGTON		1			1
CAREWELL 203			1	100%	1
Pinnacle Assisted Living			1	100%	1
CVS CT718POCT ANSONIA		1			1
EASTSIDE URGENT CARE			1	100%	1
ARCADIA DIALYSIS CENTER			1	100%	1
QC LABORATORY			1	100%	1
Kroger 596 - The Little Clinic Brentwood		1			1
HALEYVILLE HEALTH CARE CENTER		1			1
COMMUNITY MEDICAL CENTER-ORANGE CITY		1			1
GIBSON AREA PRIMARY CARE			1	100%	1
Diversicare of Smyrna		1			1
NATIONAL INSTITUTES OF HEALTH CLINICAL CENTER			1	100%	1

# COVID-19: testing by laboratory

Data through Jan 23, 2021 verified as of Jan 24, 2021 at 09:25 AM

Data in this report are provisional and subject to change.

The numbers in the table below represent the number of Florida and non-Florida residents for whom test results were received by the Department of Health. A person can be tested by more than one laboratory and can have both positive and negative results. **Therefore, the sum of the numbers in each column will be larger than the total number of people tested.**

Reporting lab	Inconclusive	Negative	Positive	Percent positive	Total
HENRY FORD WEST BLOOMFIELD HOSPITAL			1	100%	1
PATHOLOGY		1			1
MEDONE URGENT CARE			1	100%	1
MINUTECLINIC, LLC #07876			1	100%	1
LOGAN COUNTY HOSPITAL			1	100%	1
MOUNT SINAI MEDICAL CENTER OF FLORIDA, INC			1	100%	1
HERNANDO COUNTY HEALTH DEPT			1	100%	1
ADVANCED LABORATORY SERVICES			1	100%	1
NASSAU COUNTY HEALTH DEPARTMENT		1			1
OAKMONTE VILLAGE OF DAVIE			1	100%	1
QUEST DIAGNOSTICS CLINICAL LABORATORIES INC		1			1
Kroger 353 - The Little Clinic Harpers Point		1			1
JACKSONVILLE VA OPC			1	100%	1
ACCURATE HEALTH SERVICES CORP			1	100%	1
DISCOVERY AT HOME, LLC			1	100%	1
CVS IL117OPOCT JOLIET		1			1
EXCEL URGENT CARE OF NJ			1	100%	1
ALLIANCE LABORATORY SERVICES			1	100%	1
FIVE STAR PREMIER RESIDENCES OF POMPANO BEACH			1	100%	1
Rio Grande City Nursing and Rehab Center			1	100%	1
C V S / PHARMACY #833		1			1
MEDEXPRESS URGENT CARE - ROSS TOWNSHIP		1			1
CVS SC225OPOCT COLUMBIA		1			1
CITRONELLE HEALTH AND REHABILITATION CENTER		1			1
UCH LAB			1	100%	1
ADVENTHEALTH PHYSICIAN GROUP - APPLEWOOD			1	100%	1
BRANDON OUTREACH CLINIC			1	100%	1
PROGRESS PHARMACY INC			1	100%	1
LAKE BALDWIN			1	100%	1
Sherwood Oaks Health Center			1	100%	1
ASSOCIATES MD MEDICAL GROUP INC			1	100%	1
WORKFORCE HEALTH DEPARTMENT			1	100%	1
GENESIS HEALTH SYSTEM			1	100%	1
ARIZONA STATE LABORATORY			1	100%	1
TAMPA GENERAL MEDICAL GROUP LABORATORY HEALTHPARK			1	100%	1
HALIFAX HEALTH PRIMARY CARE ORMOND			1	100%	1
FHPG SURGICAL ASSOCIATES OF EAST PASCO			1	100%	1
CHIPLEY DIALYSIS			1	100%	1
Kroger 448 - The Little Clinic Mason		1			1
HEART HOSPITAL OF LAFAYETTE: EMERGENCY ROOM			1	100%	1
Kroger 519 - The Little Clinic Staples Mill Road		1			1
Portsmouth Health and Rehab			1	100%	1
SACRED HEART HOSPITAL NURSING			1	100%	1
Walgreens #3661		1			1
BROADWAY HEALTH FLORIDA MEDICAL CLINIC URGENT CARE			1	100%	1
IM&P WELLNES CENTER			1	100%	1
FLORIDA HEART AND VASCULAR MULTISPECIALTY GROUP PA			1	100%	1

# COVID-19: testing by laboratory

Data through Jan 23, 2021 verified as of Jan 24, 2021 at 09:25 AM

Data in this report are provisional and subject to change.

The numbers in the table below represent the number of Florida and non-Florida residents for whom test results were received by the Department of Health. A person can be tested by more than one laboratory and can have both positive and negative results. **Therefore, the sum of the numbers in each column will be larger than the total number of people tested.**

Reporting lab	Inconclusive	Negative	Positive	Percent positive	Total
FULGENT GENETICS HOUSTON		1			1
COMMUNITY			1	100%	1
Sears Coastal Nursing and Rehab		1			1
Virginia Gay Nursing and Rehab		1			1
SOUTHWEST REGIONAL PCR LABORATORY			1	100%	1
PEDIATRIC ASSOCIATES - MIAMI LAKES		1			1
WATERS EDGE ELEMENTARY SCHOOL			1	100%	1
Long Beach Care Center			1	100%	1
CIGNA GATEWAY			1	100%	1
ABSOLUTE HEALTH INTERNAL MEDICINE AND PEDIATRICS		1			1
MARQUETTE GENERAL HOSPITAL			1	100%	1
NORDX			1	100%	1
APS-SUMMIT CARE PHARMACY, LLC DBA OMNICARE		1			1
WMC HEALTH GROUP OF KISSIMMEE LLC			1	100%	1
WRIGHT PATTERSON AFB MEDICAL CENTER			1	100%	1
CVS NC5591POCT STATESVILLE			1	100%	1
MINUTECLINIC DIAGNOSTIC OF OHIO #4401		1			1
MINUTE CLINIC DIAGNOSTIC OF VIRGINIA, LLC #6292		1			1
SOUTH FLORIDA RESEARCH ORGANIZATION			1	100%	1
ALPHA CLINICAL LABORATORY CORP.			1	100%	1
MID FLORIDA COMMUNITY SERVICES			1	100%	1
TRUMAN MEDICAL CENTER - HOSPITAL HILL			1	100%	1
HUMC		1			1
TEVAPHARM			1	100%	1
MED-LAKE LABORATORY			1	100%	1
MEDCOR CORPORATE CLINIC			1	100%	1
FLORIDA FAMILY LABORATORY		1			1
GRAND VILLA OF PINELLAS PARK			1	100%	1
NORWALK HOSPITAL			1	100%	1
BREVARD FAMILY WALK IN CLINIC			1	100%	1
MANOR CARE OF DELRAY BEACH FL LLC		1			1
HILTON HEAD HOSPITAL/INPATIENT			1	100%	1
LAKE MARY PEDIATRICS			1	100%	1
HARDIN MEMORIAL HOSPITAL - HEARTLAND PATHOLOGY CONSULTANTS			1	100%	1
Cottage of the Shoals		1			1
SPHERE DX			1	100%	1
ST. JOHN HOSPITAL & MEDICAL CENTER			1	100%	1
LAKE LURE HEALTH CENTER			1	100%	1
bishop rehabilitation and nursing center		1			1
BAPTIST HEALTH PRIMARY CARE AT DORAL			1	100%	1
SIGNATURE CARE MEMORIAL CITY			1	100%	1
CONCORDIA MANOR			1	100%	1
STERLING HOUSE OF PORT ORANGE		1			1
DEPARTMENT OF HEALTH AND ENVIRONMENTAL CONTROL			1	100%	1
DILELLA			1	100%	1
FLORIDA DEPARTMENT OF HEALTH IN CITRUS COUNTY		1			1
FLORIDA MEDICAL CLINIC PA GI			1	100%	1

# COVID-19: testing by laboratory

Data through Jan 23, 2021 verified as of Jan 24, 2021 at 09:25 AM

Data in this report are provisional and subject to change.

The numbers in the table below represent the number of Florida and non-Florida residents for whom test results were received by the Department of Health. A person can be tested by more than one laboratory and can have both positive and negative results. **Therefore, the sum of the numbers in each column will be larger than the total number of people tested.**

Reporting lab	Inconclusive	Negative	Positive	Percent positive	Total
MOUNT SINAI AVENTURA DIAGNOSTIC CENTER			1	100%	1
VA ST LOUIS HEALTH CARE SYSTEM			1	100%	1
CVS MD1515POCT LEONARDTOWN		1			1
Hillside Rehab and Care Center			1	100%	1
PALM WEST INTERNIST PA			1	100%	1
Good Samaritan Society - Albion		1			1
UNIVERSITY OF BALTIMORE WASHINGTON MEDICAL CENTER			1	100%	1
APOLLOMDX LLC			1	100%	1
SKYRIDGE CLINICAL ASSOCIATES		1			1
Kroger 481 - The Little Clinic Houston Levee		1			1
COVID TESTING LLC			1	100%	1
BORINQUEN HEALTH CENTER			1	100%	1
MIAMI VASCULAR SURGERY			1	100%	1
INLET CONCIERGE MEDICINE			1	100%	1
FINLAY MEDICAL RESEARCH CORP			1	100%	1
NEMOURS CHILDREN'S PRIMARY CARE, ST CLOUD			1	100%	1
Kroger 350 - The Little Clinic New Cut Road		1			1
CARENOW-MONTGOMERY			1	100%	1
Garden Isle Healthcare and Rehabilitation Center		1			1
Regency Square			1	100%	1
TAMPA HEALTH CARE PROVIDERS PA		1			1
Lemont Nursing and Rehab Center			1	100%	1
OPTUM OF HIALEAH		1			1
ROSE HAVEN NURSING CENTER		1			1
Livingston County Center for Nursing and Rehabilitation		1			1
ST LUCIE COUNTY HEALTH DEPARTMENT			1	100%	1
SUMMIT COUNTY PUBLIC HEALTH DEPARTMENT			1	100%	1
MEDEXPRESS URGENT CARE - PATRICK STREE			1	100%	1
EDWARD HOSPITAL			1	100%	1
WVU MEDICINE AT SUNCREST TOWNE CENTRE			1	100%	1
OCALA RKC EAST HEMO #1			1	100%	1
HAVASU REGIONAL MEDICAL CENTER			1	100%	1
Strasburg Care Center		1			1
DIAGNOSTIC GROUP INTEGRATED HEALTHCARE			1	100%	1
Fairview			1	100%	1
CIMA MEDICAL CENTER			1	100%	1
CVS NC3853POCT BURLINGTON		1			1
Kroger 426 - The Little Clinic Suwanee		1			1
Mayfair Village Nursing Care Center		1			1
TLC MEDICAL			1	100%	1
REEVES COUNTY HOSPITAL DISTRICT			1	100%	1
CYPRESS VILLAGE REHAB CENTER		1			1
UNITED HEALTHCARE			1	100%	1
CARE CENTERS OF NASSAU, LLC - HENDRICKS RD		1			1
GIFFORD MEMORIAL HOSPITAL		1			1
MINUTECLINIC DIAGNOSTIC OF OHIO #5060		1			1
CAMBRIDGE HEALTH ALLIANCE			1	100%	1

# COVID-19: testing by laboratory

Data through Jan 23, 2021 verified as of Jan 24, 2021 at 09:25 AM

Data in this report are provisional and subject to change.

The numbers in the table below represent the number of Florida and non-Florida residents for whom test results were received by the Department of Health. A person can be tested by more than one laboratory and can have both positive and negative results. **Therefore, the sum of the numbers in each column will be larger than the total number of people tested.**

Reporting lab	Inconclusive	Negative	Positive	Percent positive	Total
PARRISH MEDICAL GROUP			1	100%	1
OAKWOOD HOSPITAL - SOUTHSORE			1	100%	1
LIFEGUARD AMBULANCE SERVICE LLC - BAY COUNTY			1	100%	1
CARESPOT EXPRESS HEALTHCARE BOYNTON BEACH			1	100%	1
STANDIFER PLACE		1			1
MEDEXPRESS URGENT CARE - TOPEKA, SW WANAMAKER RD		1			1
Summit Medical Group Morristown Oncology		1			1
BRUSHY CREEK FAMILY HOSPITAL			1	100%	1
DESERT HOSPITAL/CPHU CLINICAL LABORATORY			1	100%	1
UMMC MIDTOWN CAMPUS			1	100%	1
KINGWOOD EMERGENCY HOSPITAL			1	100%	1
MID-FLORIDA PATHOLOGY LLC - MOBILE UNIT # 3			1	100%	1
CURA LABORATORY SERVICES			1	100%	1
MEDEXPRESS URGENT CARE - BECKLEY		1			1
Courtenay Springs Village			1	100%	1
CVS TX3292POCT WYLIE		1			1
WALK-IN MEDICAL CARE			1	100%	1
LAKEVIEW HEALTH CARE SYSTEM LLC			1	100%	1
DE TAR HOSPITAL			1	100%	1
MEADOWS PARK HEALTH AND REHABILITATION		1			1
ADVENTHEALTH MEDICAL GROUP COMMUNITY MEDICINE			1	100%	1
HACKENSACK UNIVERSITY MEDICAL CENTER		1			1
FAMILY PRACTICE ASSOCIATES		1			1
CARESPOT - LEE VISTA			1	100%	1
MICROBIOLOGY DEPARTMENT			1	100%	1
Dulles Health and Rehab Center		1			1
Manor Care of Dallastown d/b/a ManorCare Health Services - Dallastown		1			1
DOCTORS CARE OF PALM COAST			1	100%	1
CVS TN7698POCT KNOXVILLE		1			1
BOLLES SCHOOL, THE			1	100%	1
LRGHEALTHCARE		1			1
CHP COVID-19 (TX)			1	100%	1
HEALTH CARE SERVICES LC			1	100%	1
Manor Care Health Services- Wilmington			1	100%	1
VANAJA SUREDDI MD PA			1	100%	1
PCR DIAGNOSTICS			1	100%	1
TENNOVA ER - SANGO			1	100%	1
ISLANDS ASSISTED LIVING FACILITY,THE			1	100%	1
ST JOHNS PEDIATRICS PA		1			1
WESLEY MEDICAL CENTER			1	100%	1
ST VINCENTS AMBULATORY CARE INC			1	100%	1
CHILDREN'S MEDICAL CENTER-EAST ORLANDO			1	100%	1
BAYLOR SCOTT & WHITE MEDICAL SURGICAL CLINIC			1	100%	1
HELEN HAYES HOSPITAL LABORATORY		1			1
BAPTIST HOSPITAL NURSING/PATIENT CARE			1	100%	1
JPS HEALTH CENTER AT TRUE WORTH PLACE			1	100%	1
PALMETTO PRIMARY CARE PHYSICIANS			1	100%	1

# COVID-19: testing by laboratory

Data through Jan 23, 2021 verified as of Jan 24, 2021 at 09:25 AM

Data in this report are provisional and subject to change.

The numbers in the table below represent the number of Florida and non-Florida residents for whom test results were received by the Department of Health. A person can be tested by more than one laboratory and can have both positive and negative results. **Therefore, the sum of the numbers in each column will be larger than the total number of people tested.**

Reporting lab	Inconclusive	Negative	Positive	Percent positive	Total
HARRIS URGENT CARE CENTER			1	100%	1
Kroger 522 - The Little Clinic Gahanna		1			1
RAYMOND F CARON MD			1	100%	1
CLERMONT PEDIATRICS, PA			1	100%	1
FAIRVIEW SOUTHDALE			1	100%	1
MERCYONE DES MOINES MEDICAL CENTER			1	100%	1
MORNINGSIDE NURSING AND REHABILITATION		1			1
CONVENIENT MEDICAL AND HEALTH SERVICES			1	100%	1
MEDICAL ASSOCIATES OF BREVARD LLC		1			1
RM PHARMACY SERVICES INC		1			1
MC DIAGNOSTIC OF CONNECTICUT, PC #252			1	100%	1
TIMPANOGOS REGIONAL HOSPITAL			1	100%	1
Walgreens #5914		1			1
HARDEE COUNTY FIRE RESCUE		1			1
CLERMONT HEALTH DEPARTMENT			1	100%	1
ANDREWS INSTITUTE AMBULATORY SURGERY CENTER		1			1
Bayou Vista Community Care Center			1	100%	1
Harbert Hills Academy Nursing Home		1			1
CARING PROFESSIONAL HEALTH CARE LLC		1			1
ST. MICHAEL'S ELITE HOSPITAL			1	100%	1
ORANGE PEDIATRICS PA			1	100%	1
Waycross Health and Rehabilitation		1			1
SYCAMORE MEDICAL CENTER-KETTERING HEALTH NETWORK			1	100%	1
SOUTHWEST ORLANDO FAMILY MEDICINE, PL			1	100%	1
PALM COAST DRAW STATION/AMERICAN HEALTH ASSOCIATES		1			1
MEDEXPRESS URGENT CARE - SOMERSET TOWNSHIP		1			1
ORLANDO PHYSICIAN NETWORK		1			1
PINNACLE DIALYSIS		1			1
BAPTIST EMERGENCY HOSPITAL KELLY			1	100%	1
Kroger 126 - The Little Clinic Cottonwood		1			1
BLANCHARD VALLEY HOSPITAL LABORATORY			1	100%	1
NORTHWEST FLORIDA SPECIALTY PHYSICIANS LLC		1			1
LOUIS STOKES CLEVELAND VA MEDICAL CENTER			1	100%	1
BOCA CIEGA CENTER			1	100%	1
C V S / PHARMACY #4396		1			1
HOME AIDE SVC OF EASTERN NY INC D/B/A		1			1
Kroger 97 - The Little Clinic Hutchinson		1			1
MEDEXPRESS URGENT CARE - HADLEY		1			1
KANSAS CITY VA MEDICAL CENTER			1	100%	1
PROVIDENCE ST PETER HOSPITAL		1			1
1ST CHOICE URGENT CARE CENTER LLC			1	100%	1
WALGREEN#12147		1			1
PLANT CITY FAMILY CARE		1			1
PEDIATRIC PARTNERS OF ZEPHYRHILLS PA			1	100%	1
Villages of St.Peters		1			1
ASCARATE DIALYSIS			1	100%	1
HEARTLAND REGIONAL MEDICAL CENTER		1			1

# COVID-19: testing by laboratory

Data through Jan 23, 2021 verified as of Jan 24, 2021 at 09:25 AM

Data in this report are provisional and subject to change.

The numbers in the table below represent the number of Florida and non-Florida residents for whom test results were received by the Department of Health. A person can be tested by more than one laboratory and can have both positive and negative results. **Therefore, the sum of the numbers in each column will be larger than the total number of people tested.**

Reporting lab	Inconclusive	Negative	Positive	Percent positive	Total
LABONE		1			1
URGENTMED PLANTATION			1	100%	1
GRAND VILLA OF LAKE LAND		1			1
CLEVELAND CLINIC OHIO LABORATORIES			1	100%	1
Heritage Health of Peru			1	100%	1
MEDEX CLINIC LLC			1	100%	1
LAMARQUE DIALYSIS			1	100%	1
ADVENTHEALTH DURAND			1	100%	1
UHEALTH CORAL SPRINGS			1	100%	1
ASHLEY CLINICAL DIAGNOSTIC LABORATORY			1	100%	1
PUBLIC HEALTH LABORATORIES			1	100%	1
CHOTA COMMUNITY HEALTH SERVICES		1			1
ROYAL PALM PEDIATRICS			1	100%	1
APPLECARE URGENT CARE KINGSLAND			1	100%	1
WYOMING COUNTY DEPARTMENT OF HEALTH		1			1
BIOLOGICAL AND CHEMICAL EMERGENCIES LABORATORY			1	100%	1
CVS MINUTE CLINIC #5836		1			1
SOUTHEAST MISSOURI HOSPITAL		1			1
ATRIA PARK OF LAKE FOREST (WG HERITAGE LF LLC)			1	100%	1
Dugan Memorial Home		1			1
FLORIDA MEDICAL CLINIC, LLC			1	100%	1
MENORAH MANOR			1	100%	1
NONA PEDIATRIC CENTER			1	100%	1
ADVANCED HEALTHCARE ASSOCIATES		1			1
The Evangelical Lutheran Good Samaritan Society Prescott Village		1			1
HEALTH PARTNERS REGIONAL HOSPITAL			1	100%	1
PROGRESSIVE MEDICAL LAB LLC			1	100%	1
Eagle Health and Rehabilitation		1			1
Kingston Care Center of Fort Wayne		1			1
BSA PHYSICIANS GROUP, INC D/B/A BSA FAMILY MEDICAL			1	100%	1
VILLAGES HEALTH SYSTEM, LLC, THE			1	100%	1
LARKIN COMMUNITY HOSPITAL PALM SPRINGS CAMPUS			1	100%	1
ELITE MEDICAL LABORATORY SOLUTIONS LLC			1	100%	1
SANITAS RESEARCH LLC			1	100%	1
ELLIS HOSPITAL URGENT CARE CENTER LAB		1			1
CVS NC7588POCT ASHEVILLE		1			1
DUKE UNIVERSITY POINT OF CARE TESTING PROGRAM			1	100%	1
RHODE ISLAND DEPARTMENT OF HEALTH LABORATORIES			1	100%	1
PHYSICIAN ASSOCIATES, LLC			1	100%	1
VETERANS AFFAIRS MEDICAL CENTER - EAST ORANGE			1	100%	1
DOCTORS MEMORIAL HOSP HOME HEALTH CARE		1			1
HORIZON MEDICAL CENTER			1	100%	1
SUTTER GOULD MEDICAL FOUNDATION			1	100%	1
LAKE COMMUNITY ACTION AGENCY		1			1
UMASS MEMORIAL/MARLBORO HOSPITAL			1	100%	1
MEDAC AT PORTERS NECK			1	100%	1
PALM COAST DIALYSIS		1			1

# COVID-19: testing by laboratory

Data through Jan 23, 2021 verified as of Jan 24, 2021 at 09:25 AM

Data in this report are provisional and subject to change.

The numbers in the table below represent the number of Florida and non-Florida residents for whom test results were received by the Department of Health. A person can be tested by more than one laboratory and can have both positive and negative results. **Therefore, the sum of the numbers in each column will be larger than the total number of people tested.**

Reporting lab	Inconclusive	Negative	Positive	Percent positive	Total
NASSAU COUNTY HEALTH DEPARTMENT-FERNANDINA BEACH C		1			1
MEDTOWN PHARMACY			1	100%	1
VAULT MEDICAL SERVICES			1	100%	1
FLEMING ISLAND CENTER FOR CLINICAL RESEARCH		1			1
MINUTECLINIC DIAGNOSTIC OF NEW MEXICO LLC #7552		1			1
Kroger 777 - The Little Clinic Shelbyville		1			1
HARTFORD HEALTH CARE & REHABILITATION			1	100%	1
NEW ERA HEALTH CENTER INC		1			1
PALM BEACH COUNTY HEALTH DEPT.			1	100%	1
KANA MEDICAL			1	100%	1
FAIRFIELD MEDICAL CENTER			1	100%	1
GOSHEN HOSPITAL			1	100%	1
STARLING AT SAN JOSE			1	100%	1
RIVERSIDE COUNTY PUBLIC HEALTH LABORATORY			1	100%	1
FLORIDA HEALTH CARE MEDICAL GROUP		1			1
BROOKDALE VERO BEACH SOUTH AL		1			1
CVS IL8753POCT CHICAGO		1			1
ELATION HEALTH		1			1
ARIZA WELLNESS CARE LLC			1	100%	1
ALL CARE URGENT CARE			1	100%	1
BIODORON LABORATORIES			1	100%	1
MEA PRIMARY CARE PLUS BYRAM			1	100%	1
CONSOLIDATED			1	100%	1
COLLINS NURSING HOME		1			1
BASCOM PALMER EYE INSTITUTE			1	100%	1
CAREHERE HUDSON BAY			1	100%	1
Hearthstone Nursing and Rehabilitation Center		1			1
UNIVERSITY URGENT CARE			1	100%	1
WW Chem Auto SS			1	100%	1
HEALTH ALLIANCE			1	100%	1
Lutheran Community at Telford		1			1
PALM BAY FAMILY PRACTICE			1	100%	1
OLEAN GENERAL HOSPITAL		1			1
LCMC LAB SUBSECTION		1			1
CATHEDRAL GERONTOLOGY CENTER DBA CATHEDRAL CARES			1	100%	1
MIAMI CEREBRAL PALSY RESIDENTIAL			1	100%	1
CARENOW URGENT CARE – SPRING			1	100%	1
IZ MEDICAL		1			1
MINNESOTA DEPARTMENT OF HEALTH LABORATORY			1	100%	1
BAPTIST HEALTH SURGERY CENTER			1	100%	1
SOMERSET			1	100%	1
Sunnybrook Rehabilitation Center			1	100%	1
TEXAS HEALTH CARE			1	100%	1
AAA MEDICAL TESTING			1	100%	1
SOUTH FLORIDA BAPTIST HOSPITAL			1	100%	1
SOMA MEDICAL CENTER PA #4			1	100%	1
DEACONESS URGENT CARE CENTER			1	100%	1

# COVID-19: testing by laboratory

Data through Jan 23, 2021 verified as of Jan 24, 2021 at 09:25 AM

Data in this report are provisional and subject to change.

The numbers in the table below represent the number of Florida and non-Florida residents for whom test results were received by the Department of Health. A person can be tested by more than one laboratory and can have both positive and negative results. **Therefore, the sum of the numbers in each column will be larger than the total number of people tested.**

Reporting lab	Inconclusive	Negative	Positive	Percent positive	Total
Shoreline Care Center			1	100%	1
CVS NC7548POCT FUQUAY VARINA		1			1
NEVADA DEPARTMENT OF HEALTH AND HUMAN SERVICES			1	100%	1
LABORATORIO MEDICO CENTRAL CONDOMINO MD			1	100%	1
SACRED HEART HEALTH SYSTEM- MIDWIFE PROGRAM			1	100%	1
SOUTHERN WINDS			1	100%	1
CORPUS CHRISTI MEDICAL CENTER			1	100%	1
MIL LAKE HEALTHCARE CENTER INC PEDIATRICS			1	100%	1
Kroger 49 - The Little Clinic Wichita - 21st St.			1	100%	1
ASCENSION ST VINCENT'S - WESTSIDE			1	100%	1
MEDEXPRESS URGENT CARE - MYLAN			1	100%	1
TREASURE COAST COMMUNITY HEALTH INC			1	100%	1
Broomall Manor		1			1
BAPTIST ASI			1	100%	1
EAST END PEDIATRICS		1			1
Kroger 409 - The Little Clinic Hebron Marketplace			1	100%	1
Walgreens #5065		1			1
BAPTIST HEALTH EXPRESS CARE			1	100%	1
SUNCOAST BEHAVIORAL HEALTH CENTER			1	100%	1
PEDIATRIC ASSOCIATES - DORAL			1	100%	1
ABBOTT LABORATORIES - OCCUPATIONAL HEALTH SERVICES			1	100%	1
BOND COUNTY HEALTH DEPARTMENT			1	100%	1
WALGREENS #15291		1			1
DEL PRADO MEDICAL CENTER, INC		1			1
Birmingham Nursing & Rehab Center		1			1
LOPEZ		1			1
EXPRESS LAB LIVINGSTON			1	100%	1
INDIAN RIVER CLINICAL LABORATORY, INC.		1			1
CVS DC1340POCT WASHINGTON		1			1
AFFILIATED LABORATORIES INC			1	100%	1
SOUTH FLORIDA URGENT CARE CENTERS, LLC			1	100%	1
CHI ST VINCENT LITTLE ROCK DIAGNOSTIC CLINIC			1	100%	1
OCEAN MEDICAL CENTER		1			1
HIGHLAND PARK LAKEWOOD PRESTON HOLLOW			1	100%	1
LOURDES URGENT CARE			1	100%	1
UF HEALTH - WILDLIGHT			1	100%	1
GENESIS HOME HEALTH CARE SERVICES OF			1	100%	1
Lenbrook		1			1
Medicalodges Neosho			1	100%	1
SPECIALTY DRUG TESTING			1	100%	1
CONCIERGE INTERNAL MEDICINE ASSOCIATES			1	100%	1
DW MCMILLAN MEMORIAL HOSPITAL LABORATORY			1	100%	1
LAKE VISTA DIALYSIS			1	100%	1
SUNCOAST COMMUNITY HEALTH CENTERS INC		1			1
COMMONWEALTH OF VIRGINIA DIVISION OF CONSOLIDATED LABORATORY SERVICES			1	100%	1
HEALTH PLUS SUNRISE MEDICAL OFFICE			1	100%	1
CAROMONT HEALTH			1	100%	1

# COVID-19: testing by laboratory

Data through Jan 23, 2021 verified as of Jan 24, 2021 at 09:25 AM

Data in this report are provisional and subject to change.

The numbers in the table below represent the number of Florida and non-Florida residents for whom test results were received by the Department of Health. A person can be tested by more than one laboratory and can have both positive and negative results. **Therefore, the sum of the numbers in each column will be larger than the total number of people tested.**

Reporting lab	Inconclusive	Negative	Positive	Percent positive	Total
CVS IL2297144CV CHICAGO		1			1
HAWAII DEPARTMENT OF HEALTH LAB			1	100%	1
Henry County Health and Rehabilitation		1			1
SOUTHWEST FLORIDA DIVISION LAB			1	100%	1
IVAN, MAYA			1	100%	1
HENRICO DOCTOR'S LABORATORY			1	100%	1
Baypoint Healthcare Center			1	100%	1
MOSAIC MEDICAL CENTER MARYVILLE			1	100%	1
FLORIDA CLINICAL RESEARCH CENTER, LLC			1	100%	1
Kroger 523 - The Little Clinic Dickson			1	100%	1
LIFELINK TRANSPLANT INSTITUTE LAB			1	100%	1
GEORGETOWN URGENT CARE			1	100%	1
UPMC NORTHWEST HOSPITAL			1	100%	1
NORTHSIDE HOSPITAL DULUTH			1	100%	1
SLIDELL MEMORIAL HOSPITAL			1	100%	1
ICARE		1			1
MODERN URGENT CARE			1	100%	1
NORTH FLORIDA CHILD DEVELOPMENT, INC			1	100%	1
Waddell Nursing & Rehab Center		1			1
Kroger 541 - The Little Clinic Long Hollow Pike		1			1
JOHNSON & JOHNSON VISION CARE-VISTAKON			1	100%	1
NORTH FL SOUTH GA HCS-LAKE CITY			1	100%	1
OHIOHEALTH URGENT CARE			1	100%	1
MEDEXPRESS URGENT CARE - MARTINSVILLE		1			1
CVS MO8581POCT BLUE SPRINGS		1			1
LADY OF THE SEA HOSPITAL LAB			1	100%	1
RIDGEFIELD PEDIATRIC ASSOCIATES		1			1
SPINE & PAIN CONSULTANT PLLC		1			1
TREASURE COAST PRIMARY CARE		1			1
CERMAK HEALTH SERVICES			1	100%	1
MID-SOUTH URGENT CARE, PLLC			1	100%	1
CAREHERE LLC			1	100%	1
MORGAN STANELY HEALTH CENTER		1			1
NSPIRE HEALTHCARE PLANTATION			1	100%	1
ADVANCED RESEARCH AND DIAGNOSTIC LABORATORY UNIVERSITY OF MINNESOTA			1	100%	1
CARENOW URGENT CARE-HENDERSONVILLE		1			1
EVEXIA DIAGNOSTICS			1	100%	1
POMPANO BEACH ARTIFICIAL KIDNEY CENTER			1	100%	1
LIFELINK TISSUE BANK D/B/A LIFELINK TISSUE BANK		1			1
CVS CA9103POCT ESCONDIDO		1			1
CVS IL7143POCT SCHAUMBURG		1			1
MADISON AT OVIEDO			1	100%	1
ST. LUKE'S HOSPITAL			1	100%	1
ADVENTHEALTH IMAGING LAKE NONA			1	100%	1
MIDDLETON PEDIATRICS			1	100%	1
			1	100%	1
CHRISTUS GOOD SHEPHERD MEDICAL CENTER			1	100%	1

# COVID-19: testing by laboratory

Data through Jan 23, 2021 verified as of Jan 24, 2021 at 09:25 AM

Data in this report are provisional and subject to change.

The numbers in the table below represent the number of Florida and non-Florida residents for whom test results were received by the Department of Health. A person can be tested by more than one laboratory and can have both positive and negative results. **Therefore, the sum of the numbers in each column will be larger than the total number of people tested.**

Reporting lab	Inconclusive	Negative	Positive	Percent positive	Total
Integrity Healthcare of Carbondale			1	100%	1
HYDE PARK MEDICAL CENTER		1			1
INNOVATIVE GENOMICS, LLC			1	100%	1
DIVERSE MEDICAL CARE LLC			1	100%	1
Longwood Community Living Center		1			1
Brookdale Southside			1	100%	1
CHILTON MEDICAL CENTER		1			1
FOUNDATION LABORATORY			1	100%	1
CARE STATION MEDICAL GROUP		1			1
LIFELINK OF FLORIDA			1	100%	1
Glen Oaks Health and REhabilitation		1			1
Providence of Sparta Health and Rehabilitation		1			1
Heartland Health Care Center Jacksonville			1	100%	1
MT CARMEL PHARMACY INC		1			1
CVS OH5457POCT POWELL		1			1
BROOKDALE FORT MYERS LAKES PARK			1	100%	1
ARC POINT LABS OF AUSTIN NORTH			1	100%	1
PARTNERS IN PRIMARY CARE		1			1
OCALA REGIONAL KIDNEY CENTER EAST			1	100%	1
MOORE CLINICAL RESEARCH INC			1	100%	1
SOUTHWOOD HEALTHCARE CENTER		1			1
Vibrallife of El Paso Rehabilitation Center			1	100%	1
CVS PA2582POCT SPRINGFIELD		1			1
MEDCARE QUALITY MEDICAL CENTER LLC			1	100%	1
VA OPTOMETRY CLINIC			1	100%	1
NORTH FLORIDA FAMILY MEDICINE			1	100%	1
ASSISTED LIVING AT TREZEVANT		1			1
SOUTHWOOD NURSING & RETIREMENT CENTER		1			1
SOUTH TAMPA AFTER HOURS CLINIC			1	100%	1
UNIVERSITY OF MARYLAND PATHOLOGY ASSOCIATES			1	100%	1
THE HEART HOSPITAL BAYLOR PLANO			1	100%	1
CHILDREN'S MEMORIAL HOSPITAL			1	100%	1
GATEWAY HEALTHCARE, PC			1	100%	1
KROGER 915 - THE LITTLE CLINIC ANDERSON			1	100%	1
TRAVIS LEE THOMPSON MD			1	100%	1
WillowBrooke Court at Westminster Village		1			1
CVS NC4165POCT BREVARD			1	100%	1
MEMORIAL HERMANN MEDICAL GROUP-ATASCOCITA PEDS			1	100%	1
HAYS CLINICAL LAB			1	100%	1
Caldwell Care		1			1
GEORGE WASHINGTON UNIVERSITY HOSPITAL			1	100%	1
Jersey City Medical Center		1			1
Piqua Manor		1			1
San Antonio Residence and Rehabilitation Center		1			1
NORTH BROWARD MEDICAL CENTER			1	100%	1
BROOKS REHAB			1	100%	1
JOSHUA E CHESIR MD		1			1

# COVID-19: testing by laboratory

Data through Jan 23, 2021 verified as of Jan 24, 2021 at 09:25 AM

Data in this report are provisional and subject to change.

The numbers in the table below represent the number of Florida and non-Florida residents for whom test results were received by the Department of Health. A person can be tested by more than one laboratory and can have both positive and negative results. **Therefore, the sum of the numbers in each column will be larger than the total number of people tested.**

Reporting lab	Inconclusive	Negative	Positive	Percent positive	Total
GRAND VILLA OF SARASOTA			1	100%	1
CVS NJ2815POCT E BRUNSWICK		1			1
NFRC CLINICAL LAB			1	100%	1
CVS OH3458POCT BEAVERCREEK		1			1
FAMILY MEDICAL CLINIC HOMESTEAD, LLC			1	100%	1
Juniper Village at Bucks County		1			1
PUBLIX PHARMACY # 1236			1	100%	1
PREMIER FAMILY AND SPORTS MEDICINE LLC			1	100%	1
LAS PALMAS MEDICAL CENTER			1	100%	1
JACKSBORO URGENT CARE			1	100%	1
MEDI STATION			1	100%	1
CACERES SPECIALIZED GYNECOLOGY		1			1
BELLMORE PEDIATRICS		1			1
ROYAL OAK MEDICAL CENTER LLC DBA CHARACTER FAMILY			1	100%	1
Holly Hill Healthcare Center			1	100%	1
PELICAN STATE OUTPATIENT CENTER			1	100%	1
FRESENIUS KIDNEY CARE			1	100%	1
BETHESDA DIALYSIS			1	100%	1
DIVERSICARE OF BIG SPRINGS		1			1
Mountain View Manor			1	100%	1
FLORIDA STATE HOSPITAL CLINICAL LABORATORY		1			1
UPSON REGIONAL MEDICAL CENTER			1	100%	1
NORTH RIVER FAMILY HEALTH CENTER			1	100%	1
ADAMS COUNTY HEALTH DEPARTMENT			1	100%	1
YOUR HEALTH PEDIATRICS			1	100%	1
TMH CANCER CENTER LABORATORY			1	100%	1
TERRELL URGENT CARE			1	100%	1
EAST FL CORE LAB			1	100%	1
ORMOND MEDICAL ARTS FAMILY PRACTICE PL			1	100%	1
ORLANDO HEALTH PHYSICIAN GROUP INC			1	100%	1
HEALTHCARE ASSOCIATES OF IRVING, LLP			1	100%	1
SAINT BARNABAS MEDICAL CENTER		1			1
ST LUKES SURGICAL AT THE VILLAGES INC			1	100%	1
OUCH URGENT CARE			1	100%	1
HAWKEYE CARE CENTER DUBUQUE		1			1
Cortland Acres Association		1			1
ADVANCE FAMILY PRACTICE LLC□			1	100%	1
SEWALLS POINT PHARMACY INC			1	100%	1
CVS OH2486POCT NILES			1	100%	1
CVS NC3319POCT CHARLOTTE		1			1
VIVEX/UMTB BIOMEDICAL			1	100%	1
HIBISCUS COURT			1	100%	1
BUFFALO CROSSINGS HEALTHCARE AND REHABILITATION CENTER			1	100%	1
PALM BEACH DIABETES AND ENDOCRINE SPECIALISTS, PA			1	100%	1
AVALON MEDICAL WALK IN CLINIC			1	100%	1
CORNERSTONE OF RECOVERY INC		1			1
ALLIED PEDIATRICS & FAMILY MEDICINE			1	100%	1

# COVID-19: testing by laboratory

Data through Jan 23, 2021 verified as of Jan 24, 2021 at 09:25 AM

Data in this report are provisional and subject to change.

The numbers in the table below represent the number of Florida and non-Florida residents for whom test results were received by the Department of Health. A person can be tested by more than one laboratory and can have both positive and negative results. **Therefore, the sum of the numbers in each column will be larger than the total number of people tested.**

Reporting lab	Inconclusive	Negative	Positive	Percent positive	Total
WESTON COUNTY HEALTH SERVICES			1	100%	1
MEDEXPRESS URGENT CARE, EDWARDSVILLE		1			1
WEILL CORNELL MEDICAL ASSOCIATES - EAST SIDE		1			1
MEDICAL CITY DENTON			1	100%	1
KNOX COMMUNITY HOSPITAL			1	100%	1
SAINT JOSEPHS HOSPITAL OF ATLANTA			1	100%	1
Southwest Louisiana Veterans Home			1	100%	1
MEDEXPRESS URGENT CARE - WAYNESBURG		1			1
CVS NC7529POCT KNIGHTDALE		1			1
MARINA DEL REY HOSPITAL LAB			1	100%	1
LEXINGTON PLACE SENIOR LIVING COMMUNITY		1			1
Peninsula Nursing and Rehabilitation Center		1			1
COMMUNITY MEDICAL CARE			1	100%	1
CVS KS4521POCT SHAWNEE		1			1
TWIN			1	100%	1
OPTUM MEDICAL CLINIC IN ROCKRIMMON			1	100%	1
ADVANCED INDIVIDUALIZED MEDICINE OF NAPLES			1	100%	1
HOWELL BRANCH COURT			1	100%	1
WINTER GARDEN CHILDREN'S HEALTH CENTERS			1	100%	1
CLINICAL CARE, INC			1	100%	1
PARK AVENUE DERMATOLOGY NORTH			1	100%	1
CVS MO4850POCT SPRINGFIELD		1			1
NORTHERN KENTUCKY HEALTH DEPARTMENT			1	100%	1
BAXTER REGIONAL MEDICAL CENTER			1	100%	1
Kroger 682 - The Little Clinic New Holland Market			1	100%	1
CHATEAU MADELEINE - SENIOR LIVING & MEMORY CARE			1	100%	1
ARNOLD PALMER HOSPITAL LAB POCT		1			1
CENTRAL FLORIDA HOSPITALIST			1	100%	1
QUEST INC			1	100%	1
CULVER CITY URGENT CARE			1	100%	1
Alden Lincoln Park			1	100%	1
LAKELAND MEDICAL CENTER			1	100%	1
MEMORIAL HOSPITAL MIRAMAR WAIVED TESTING			1	100%	1
CIRRUS DX			1	100%	1
SOMA MEDICAL CENTER, P.A.			1	100%	1
Metairie Healthcare Center			1	100%	1
BASCOM PALMER-MICRO LAB			1	100%	1
CEPERO PEDIATRICS PA			1	100%	1
THE HOSPITALS OF PROVIDENCE EMERGENCY ROOM			1	100%	1
Acts Manor House		1			1
UABC			1	100%	1
Kroger 419 - The Little Clinic Farmington/Exeter		1			1
SILVERMAN			1	100%	1
REFERENCE LABORATORY			1	100%	1
INTERNAL MEDICINE GROUP OF CENTRAL FLORIDA			1	100%	1
Georgiana Health and Rehabilitation, LLC		1			1
WAYNE COUNTY PUBLIC HEALTH		1			1

# COVID-19: testing by laboratory

Data through Jan 23, 2021 verified as of Jan 24, 2021 at 09:25 AM

Data in this report are provisional and subject to change.

The numbers in the table below represent the number of Florida and non-Florida residents for whom test results were received by the Department of Health. A person can be tested by more than one laboratory and can have both positive and negative results. **Therefore, the sum of the numbers in each column will be larger than the total number of people tested.**

Reporting lab	Inconclusive	Negative	Positive	Percent positive	Total
MEDICAL CENTER			1	100%	1
MERITER LABORATORIES			1	100%	1
BAPTIST HOSPITAL LABORATORY			1	100%	1
HEALTHPARTNERS HUDSON CLINIC			1	100%	1
GATEWAY LABORATORIES		1			1
MISSION HOSPITAL			1	100%	1
STONECREST MEDICAL CENTER		1			1
DOCTORS CARE - GREER		1			1
KIDSVILLE PEDIATRICS III PA			1	100%	1
INHEALTH LIFE SCIENCES LLC			1	100%	1
DSI LABORATORIES-NAPLES-7TH			1	100%	1
AURORA HEALTH CARE METRO INC			1	100%	1
NATION'S BEST CARE HOME HEALTH			1	100%	1
REGIONAL MED CTR BAYONET POINT			1	100%	1
TMH PHYSICIAN PARTNERS QUINCY			1	100%	1
FAYETTE MEDICAL CENTER LAB		1			1
LIMA MEMORIAL HOSPITAL			1	100%	1
Lynwood		1			1
NEW SMYRNA BEACH AMBULATORY CARE CTR			1	100%	1
Crowne Place Assisted Living		1			1
SANTA ROSA PEDIATRICS			1	100%	1
GRACE WELLNESS CENTER LLC			1	100%	1
PHYSICIANS URGENT CARE			1	100%	1
CHI ST. LUKE'S HEALTH BCM MEDICAL CENTER			1	100%	1
DEVLAB, LLC			1	100%	1
West Bay of Tampa Center			1	100%	1
BAYLOR SCOTT & WHITE ALL SAINTS MEDICAL CENTER FT			1	100%	1
Brio of Johnston		1			1
MONMOUTH MEDICALC ENTER		1			1
ST JOHNS MEDICAL CENTER		1			1
DEVANSH LAB WERKS		1			1
Carington Park			1	100%	1
ESCANDON DIAGNOSTIC CLINIC			1	100%	1
PARKRIDGE MEDICAL CENTER			1	100%	1
HOLLAND COMMUNITY HOSPITAL		1			1
SEACOAST PATHOLOGY PROFESSIONAL ASSOC		1			1
Kroger 753 - The Little Clinic Goss Avenue		1			1
Manor Care Health Care Services - Williamsport North		1			1
ST JOHN'S MEDICAL CENTER, TETON VILLAGE			1	100%	1
Memorial Health Care Center			1	100%	1
CVS KY4779POCT LOUISVILLE		1			1
ACCESS HEALTH CARE PHYSICIANS LLC			1	100%	1
TRUCARE LIVING CENTERS - SELMA			1	100%	1
BLUFFTON HEALTH CENTER			1	100%	1
REGIONAL MEDICAL LABORATORY			1	100%	1
Bethel Lutheran Nursing & Rehabilitation Center		1			1
RIVERSIDE REGIONAL MED CENTER			1	100%	1

# COVID-19: testing by laboratory

Data through Jan 23, 2021 verified as of Jan 24, 2021 at 09:25 AM

Data in this report are provisional and subject to change.

The numbers in the table below represent the number of Florida and non-Florida residents for whom test results were received by the Department of Health. A person can be tested by more than one laboratory and can have both positive and negative results. **Therefore, the sum of the numbers in each column will be larger than the total number of people tested.**

Reporting lab	Inconclusive	Negative	Positive	Percent positive	Total
UNIVERSITY OF NORTH CAROLINA HOSPITALS			1	100%	1
SMITH NORTHVIEW HOSPITAL LAB			1	100%	1
BRONSON METHODIST HOSPITAL			1	100%	1
WEST VIRGINIA UNIVERSITY HOSPITALS			1	100%	1
MEDICAL ARTS LABORATORY			1	100%	1
CAROLINAS HEALTHCARE SYSTEM LAB			1	100%	1
Kroger 125 - The Little Clinic Castle Rock		1			1
OCCUPATIONAL HEALTH CENTER		1			1
UNIVERSITY OF MIAMI PRIMARY CARE SITE UMHC 3039			1	100%	1
MERCY GENERAL HOSPITAL			1	100%	1
MONROE COUNTY FIRE RESCUE		1			1
QUALITY CLINICAL LAB LLC			1	100%	1
Sanford Health & Rehabilitation			1	100%	1
CVS OH3476POCT TIPP CITY		1			1
LIFESPAN HEALTH - SELMER		1			1
OCALA REGIONAL DIALYSIS- NORTH			1	100%	1
CVS HEALTH, #5962		1			1
NORTH OKALOOSA PHYSICIAN GRP - WALK IN CLINIC			1	100%	1
MEMORIAL HOSPITAL - BELLEVILLE			1	100%	1
TCPA CLINICAL LABORATORIES			1	100%	1
NEW RIVER HEALTH DISTRICT			1	100%	1
WATERBURY HOSPITAL REFERENCE LAB			1	100%	1
Elm Crest Senior Living Community		1			1
CVS SC4286POCT EASLEY		1			1
STEWART MEDICAL GROUP INC			1	100%	1
SOUTHERN FAMILY HEALTH			1	100%	1
LOUISIANA STATE LAB			1	100%	1
BAYLOR SCOTT AND WHITE MEDICAL CENTER -CENTENTENNIAL			1	100%	1
PROMUS DIAGNOSTICS, LLC			1	100%	1
LP ELIZABETHTON		1			1
URGENT CARE OF KANSAS CITY			1	100%	1
SOUTHEASTERN HEALTH FACILITES, INC		1			1
VIRGINIA UROLOGY		1			1
ENCOMPASS HEALTH REHABILITATION			1	100%	1
ALLEGHENY GENERAL HOSPITAL			1	100%	1
BEST CARE COMMUNITY AND FAMILY HEALTH CENTER INC			1	100%	1
MID-FLORIDA CANCER CENTERS		1			1
MEMORIAL HEALTH SYSTEM		1			1
SOUTHERN BREEZE HEALTHCARE			1	100%	1
FAMILY MEDICAL CENTRE			1	100%	1
PLEASANT RIDGE MANOR WEST		1			1
VERITAS GENETICS, INC.			1	100%	1
UT HEALTH RIO GRANDE VALLEY PRIMARY CARE AT			1	100%	1
ELKHART GENERAL HOSPITAL			1	100%	1
MEMORIALCARE LONG BEACH MEDICAL CENTER			1	100%	1
CVS AZ69POCT PEORIA		1			1
RCP OF MEMORIAL WEST			1	100%	1

# COVID-19: testing by laboratory

Data through Jan 23, 2021 verified as of Jan 24, 2021 at 09:25 AM

Data in this report are provisional and subject to change.

The numbers in the table below represent the number of Florida and non-Florida residents for whom test results were received by the Department of Health. A person can be tested by more than one laboratory and can have both positive and negative results. **Therefore, the sum of the numbers in each column will be larger than the total number of people tested.**

Reporting lab	Inconclusive	Negative	Positive	Percent positive	Total
INNOVATIVE CARE II LLC			1	100%	1
Alden North Shore			1	100%	1
MEDEXPRESS URGENT CARE - CONWAY		1			1
MEDEXPRESS URGENT CARE - RUSSELLVILLE, W MAIN ST		1			1
CAREWELL URGENT CARE FITCHBURG			1	100%	1
NEWTON MEMORIAL HOSPITAL		1			1
VIP FAMILY PRACTICE			1	100%	1
JACK M MATHENY II MD			1	100%	1
MEMORIAL HOSPITAL OF TAMPA			1	100%	1
The Palms Nursing and Rehabilitation		1			1
ADVENT HEALTH MEDICAL GROUP FAMILY AND INTERNAL MEDICINE AT AVALON PAR			1	100%	1
FHCP ASC - ORANGE CITY			1	100%	1
UHS BINGHAMTON GENERAL			1	100%	1
Kroger 395 - The Little Clinic Blanchester		1			1
Total	75,559	14,266,676	2,114,100	13%	16,456,335