

# COVID-19: summary of cases and monitoring

Data through Jan 21, 2021 verified as of Jan 22, 2021 at 10:25 AM

Data in this report are provisional and subject to change.

## Cases: people with positive PCR or antigen test result

<b>Total cases</b>	<b>1,627,603</b>
Florida residents	<b>1,597,849</b>
Non-Florida residents	<b>29,754</b>
<b>Type of testing</b>	
Florida residents	<b>1,597,849</b>
Positive by BPHL/CDC	<b>56,882</b>
Positive by commercial/hospital lab	<b>1,540,967</b>
PCR positive	<b>1,328,700</b>
Antigen positive	<b>269,149</b>
Non-Florida residents	<b>29,754</b>
Positive by BPHL/CDC	<b>761</b>
Positive by commercial/hospital lab	<b>28,993</b>
PCR positive	<b>21,209</b>
Antigen positive	<b>8,545</b>
<b>Characteristics</b>	
Florida residents hospitalized	<b>69,735</b>
Florida resident deaths	<b>25,011</b>
Non-Florida resident deaths	<b>394</b>

Hospitalized counts include anyone who was hospitalized at some point during their illness. It does not reflect the number of people currently hospitalized.

More information on deaths identified through death certificate data is available on the National Center for Health Statistics website at [www.cdc.gov/nchs/nvss/vsrr/COVID19/index.htm](https://www.cdc.gov/nchs/nvss/vsrr/COVID19/index.htm).

## Cases: people with positive PCR or antigen test result

<b>Risk factors for Florida residents</b>	
Traveled	<b>13,319</b>
Contact with a known case	<b>597,717</b>
Traveled and contact with a known case	<b>18,083</b>
Neither	<b>968,730</b>
No travel and no contact	<b>182,660</b>
Travel is unknown	<b>577,752</b>
Contact is unknown	<b>350,824</b>
Contact is pending	<b>380,431</b>

Travel can be unknown and contact can be unknown or pending for the same case, these numbers will sum to more than the "neither" total.

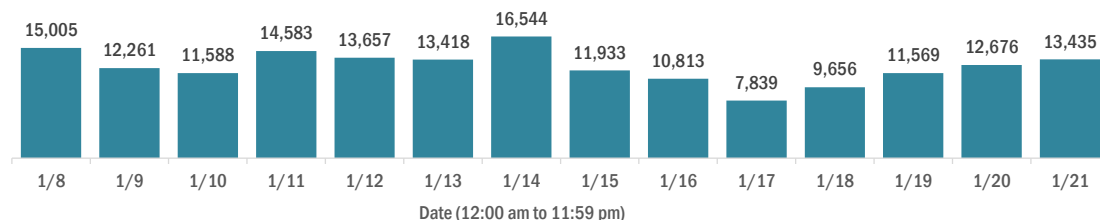
# COVID-19: summary of laboratory testing

Data through Jan 21, 2021 verified as of Jan 22, 2021 at 10:25 AM

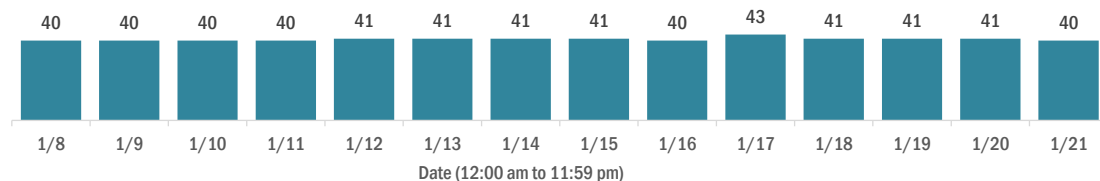
Data in this report are provisional and subject to change.

## Cases in Florida residents per day for the past 2 weeks

### Number of cases per day



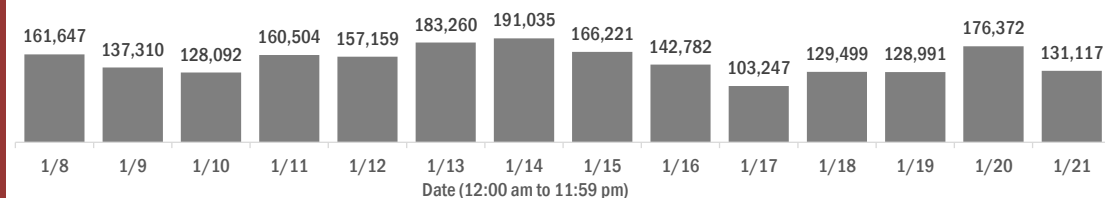
### Median age of cases by day



## Laboratory testing for Florida residents over the past 2 weeks

### Number of Florida residents tested per day

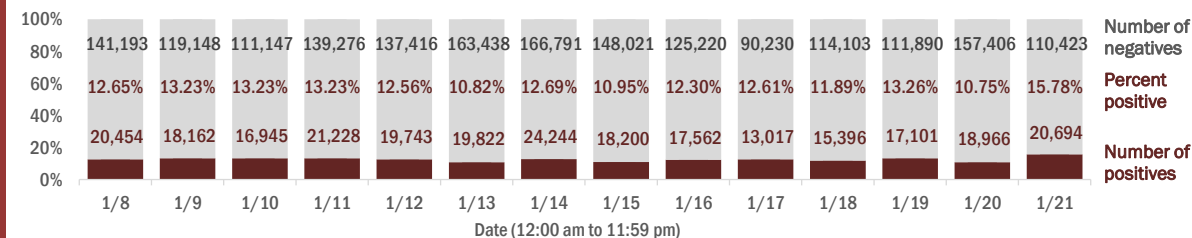
These counts include the number of people for whom the Department received PCR or antigen laboratory results by day. People tested on multiple days will be included for each day a new result was received. A person is only counted once for each day they are tested, regardless of whether multiple specimens are tested or multiple results are received.



### Number and percent of Florida residents with positive test results

The percent of positive results ranged from 10.75% to 15.78% over the past 2 weeks and was 15.78% yesterday.

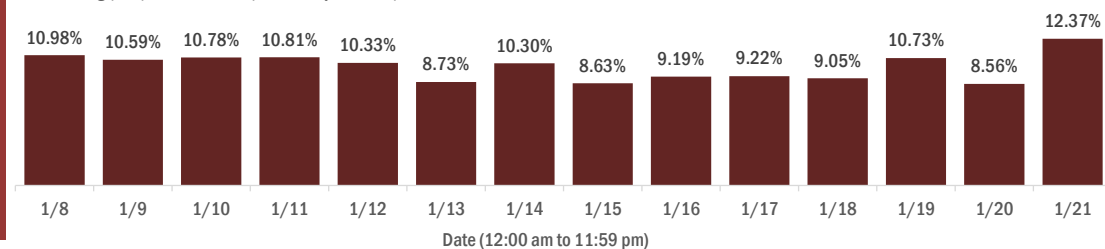
These counts include the number of people for whom the Department received PCR or antigen laboratory results by day. People tested on multiple days will be included for each day a new result was received. A person is only counted once for each day they are tested, regardless of whether multiple specimens are tested or multiple results are received. If a person has a positive specimen and a negative specimen in the same day, only the positive result is counted.



### Percent positivity for new cases in Florida residents

The percent of positive results ranged from 8.56% to 12.37% over the past 2 weeks and was 12.37% yesterday.

This percent is the number of people who test PCR- or antigen-positive for the first time divided by all the people tested that day, excluding people who have previously tested positive.



# COVID-19: characteristics of 29,754 Florida resident cases

Data through Jan 21, 2021 verified as of Jan 22, 2021 at 10:25 AM

Data in this report are provisional and subject to change.

Age group	Cases		Hospitalizations		Deaths	
0-4 years	29,970	2%	461	1%	0	0%
5-14 years	90,758	6%	423	1%	5	0%
15-24 years	246,317	15%	1,746	3%	36	0%
25-34 years	281,973	18%	3,520	5%	137	1%
35-44 years	248,399	16%	5,305	8%	385	2%
45-54 years	244,845	15%	8,106	12%	949	4%
55-64 years	210,177	13%	11,866	17%	2,702	11%
65-74 years	133,569	8%	14,356	21%	5,316	21%
75-84 years	74,521	5%	14,223	20%	7,521	30%
85+ years	36,114	2%	9,724	14%	7,960	32%
Unknown	1,206	0%	5	0%	0	0%
<b>Total</b>	<b>1,597,849</b>		<b>69,735</b>		<b>25,011</b>	

Gender	Cases	
Female	833,559	52%
Male	752,343	47%
Unknown	11,947	1%
<b>Total</b>	<b>1,597,849</b>	

Ethnicity	Cases		Hospitalizations		Deaths	
Hispanic	502,109	31%	18,138	26%	5,918	24%
Non-Hispanic	745,273	47%	47,943	69%	17,330	69%
Unknown	350,467	22%	3,654	5%	1,763	7%
<b>Total</b>	<b>1,597,849</b>		<b>69,735</b>		<b>25,011</b>	

Race and ethnicity	Cases		Hospitalizations		Deaths	
White	872,133	55%	44,988	65%	18,079	72%
Hispanic	333,781	21%	12,807	18%	4,679	19%
Non-Hispanic	470,724	29%	30,689	44%	12,530	50%
Unknown	67,628	4%	1,492	2%	870	3%
Black	209,091	13%	14,649	21%	4,121	16%
Hispanic	11,904	1%	607	1%	158	1%
Non-Hispanic	178,525	11%	13,711	20%	3,808	15%
Unknown	18,662	1%	331	0%	155	1%
Other race	230,635	14%	7,947	11%	1,992	8%
Hispanic	116,904	7%	4,265	6%	921	4%
Non-Hispanic	78,408	5%	3,309	5%	896	4%
Unknown	35,323	2%	373	1%	175	1%
Unknown race	285,990	18%	2,151	3%	819	3%
Hispanic	39,520	2%	459	1%	160	1%
Non-Hispanic	17,616	1%	234	0%	96	0%
Unknown	228,854	14%	1,458	2%	563	2%
<b>Total</b>	<b>1,597,849</b>		<b>69,735</b>		<b>25,011</b>	

**Hospitalization** counts include anyone who was hospitalized at some point during their illness. It does not reflect the number of people currently hospitalized. **Other race** includes any person with a race of American Indian/Alaskan native, Asian, native Hawaiian/Pacific Islander, or other.

# COVID-19: deaths in Florida residents and staff of long-term care facilities

Data through Jan 21, 2021 verified as of Jan 22, 2021 at 10:25 AM

Data in this report are provisional and subject to change.

For current cases in residents or staff of long-term care facilities, please visit: <https://floridahealthcovid19.gov/>

County	Deaths		County	Deaths		County	Deaths	
Dade	938	10%	Okaloosa	140	2%	Okeechobee	16	0%
Palm Beach	889	10%	Hernando	129	1%	Calhoun	14	0%
Pinellas	756	8%	Osceola	119	1%	Gadsden	12	0%
Broward	549	6%	Charlotte	106	1%	Gulf	12	0%
Hillsborough	467	5%	Indian River	98	1%	Washington	12	0%
Polk	387	4%	Clay	93	1%	Baker	10	0%
Sarasota	321	4%	Jackson	80	1%	Jefferson	10	0%
Brevard	320	4%	Leon	74	1%	Wakulla	10	0%
Duval	308	3%	St. Johns	67	1%	Holmes	8	0%
Orange	308	3%	Bay	66	1%	Lafayette	8	0%
Lee	307	3%	Highlands	63	1%	Bradford	6	0%
Volusia	228	3%	Santa Rosa	62	1%	Desoto	6	0%
St. Lucie	212	2%	Suwannee	56	1%	Flagler	5	0%
Escambia	205	2%	Alachua	49	1%	Franklin	5	0%
Marion	205	2%	Columbia	45	0%	Levy	4	0%
Seminole	196	2%	Sumter	37	0%	Monroe	3	0%
Pasco	170	2%	Nassau	29	0%	Taylor	3	0%
Manatee	166	2%	Putnam	24	0%	Hardee	2	0%
Collier	163	2%	Walton	23	0%	Dixie	1	0%
Citrus	151	2%	Hendry	20	0%	Liberty	1	0%
Lake	148	2%	Madison	18	0%			
Martin	140	2%	Gilchrist	17	0%	Total	9,097	

**Note:** cases are summarized by the county of usual residence. Residents and staff may be cases associated with facilities that are not in their county of usual residence, resulting in cases being included below for counties that do not have facilities with known cases.

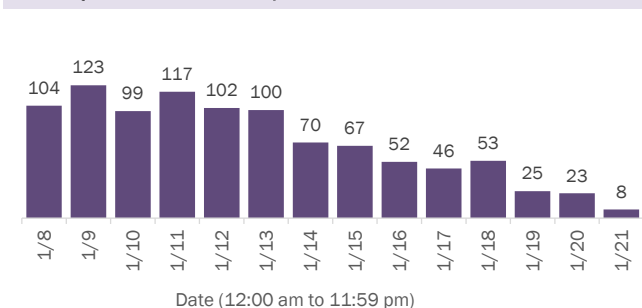
# COVID-19: cases in Florida residents who have died

Data through Jan 21, 2021 verified as of Jan 22, 2021 at 10:25 AM

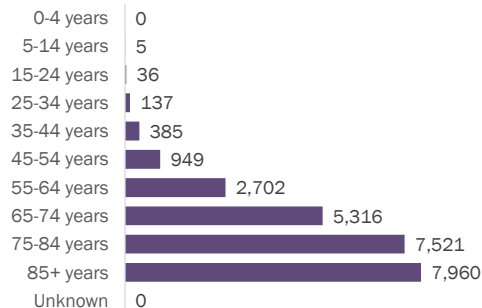
Data in this report are provisional and subject to change.

Demographics for all identified COVID-19 deaths: 25,011

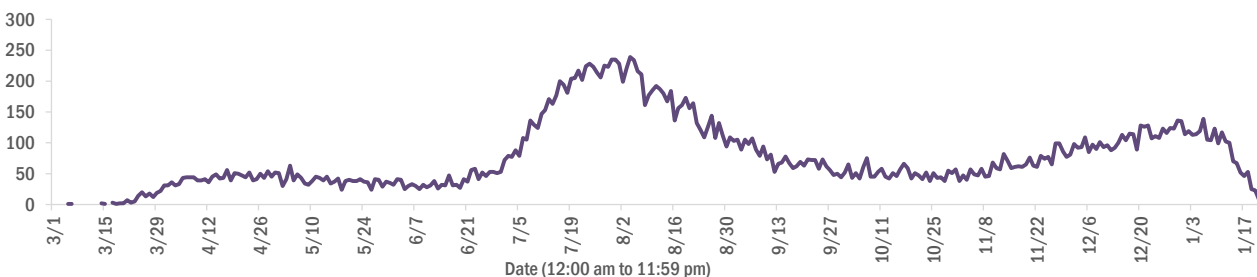
Deaths by date of death for the past 2 weeks



Deaths by age group



Deaths by date of death since March 2020



Age group	Deaths	Cases	Case fatality rate	Mortality rate per 100,000 population
0-4 years	0	29,970	0.0%	0.0
5-14 years	5	90,758	0.0%	0.2
15-24 years	36	246,317	0.0%	1.4
25-34 years	137	281,973	0.0%	4.8
35-44 years	385	248,399	0.2%	14.8
45-54 years	949	244,845	0.4%	34.1
55-64 years	2,702	210,177	1.3%	93.4
65-74 years	5,316	133,569	4.0%	219.1
75-84 years	7,521	74,521	10.1%	535.6
85+ years	7,960	36,114	22.0%	1378.3
Unknown	0	1,206	0.0%	
<b>Total</b>	<b>25,011</b>	<b>1,597,849</b>	<b>1.6%</b>	<b>115.8</b>

Race	Deaths	Cases	Case fatality rate	Mortality rate per 100,000 population
White	18,079	872,133	2.1%	108.3
Black	4,121	209,091	2.0%	112.7
Other	1,992	230,635	0.9%	160.1
Unknown	819	285,990	0.3%	
<b>Total</b>	<b>25,011</b>	<b>1,597,849</b>	<b>1.6%</b>	<b>115.8</b>

Gender	Deaths	Cases	Case fatality rate	Mortality rate per 100,000 population
Female	10,997	833,559	1.3%	99.6
Male	14,014	752,343	1.9%	132.7
Unknown	0	11,947	0.0%	
<b>Total</b>	<b>25,011</b>	<b>1,597,849</b>	<b>1.6%</b>	<b>115.8</b>

Ethnicity	Deaths	Cases	Case fatality rate	Mortality rate per 100,000 population
Hispanic	5,918	502,109	1.2%	104.2
Non-Hispanic	17,330	745,273	2.3%	108.9
Unknown	1,763	350,467	0.5%	
<b>Total</b>	<b>25,011</b>	<b>1,597,849</b>	<b>1.6%</b>	<b>115.8</b>

# COVID-19: characteristics of 1,597,849 cases

Data through Jan 21, 2021 verified as of Jan 22, 2021 at 10:25 AM

Data in this report are provisional and subject to change.

Tables below include cases in Florida residents and non-Florida residents.

All 67 Florida counties have cases:

County	FL resident cases		Non-FL resident cases	Total cases	FL resident deaths	FL death rate
Dade	350,455	<div><div></div></div> 22%	4,249	354,704	4,678	1.3%
Broward	161,945	<div><div></div></div> 10%	1,951	163,896	2,011	1.2%
Palm Beach	99,352	<div><div></div></div> 6%	1,667	101,019	2,083	2.1%
Orange	95,655	<div><div></div></div> 6%	1,193	96,848	893	0.9%
Hillsborough	94,680	<div><div></div></div> 6%	797	95,477	1,220	1.3%
Duval	76,464	<div><div></div></div> 5%	1,277	77,741	864	1.1%
Pinellas	54,866	<div><div></div></div> 3%	1,381	56,247	1,209	2.2%
Lee	48,317	<div><div></div></div> 3%	1,573	49,890	750	1.6%
Polk	46,928	<div><div></div></div> 3%	326	47,254	920	2.0%
Osceola	31,228	<div><div></div></div> 2%	506	31,734	333	1.1%
Volusia	28,411	<div><div></div></div> 2%	439	28,850	492	1.7%
Escambia	25,723	<div><div></div></div> 2%	3,034	28,757	484	1.9%
Pasco	27,614	<div><div></div></div> 2%	251	27,865	482	1.7%
Brevard	26,814	<div><div></div></div> 2%	431	27,245	603	2.2%
Manatee	26,503	<div><div></div></div> 2%	487	26,990	484	1.8%
Collier	25,711	<div><div></div></div> 2%	862	26,573	386	1.5%
Leon	23,949	<div><div></div></div> 1%	789	24,738	207	0.9%
Sarasota	22,563	<div><div></div></div> 1%	1,040	23,603	604	2.7%
Marion	22,965	<div><div></div></div> 1%	85	23,050	560	2.4%
Seminole	22,586	<div><div></div></div> 1%	171	22,757	353	1.6%
Lake	20,028	<div><div></div></div> 1%	268	20,296	392	2.0%
Alachua	19,189	<div><div></div></div> 1%	219	19,408	158	0.8%
St. Lucie	18,243	<div><div></div></div> 1%	123	18,366	465	2.5%
St. Johns	16,998	<div><div></div></div> 1%	244	17,242	146	0.9%
Okaloosa	15,554	<div><div></div></div> 1%	175	15,729	270	1.7%
Bay	14,441	<div><div></div></div> 1%	603	15,044	261	1.8%
Clay	14,538	<div><div></div></div> 1%	36	14,574	226	1.6%
Santa Rosa	14,239	<div><div></div></div> 1%	182	14,421	199	1.4%
Hernando	9,284	<div><div></div></div> 1%	69	9,353	328	3.5%
Charlotte	9,124	<div><div></div></div> 1%	133	9,257	271	3.0%
Martin	9,082	<div><div></div></div> 1%	164	9,246	238	2.6%
Indian River	9,110	<div><div></div></div> 1%	77	9,187	208	2.3%
Citrus	8,133	<div><div></div></div> 1%	59	8,192	323	4.0%
Columbia	6,956	<div><div></div></div> 0%	32	6,988	136	2.0%
Sumter	6,582	<div><div></div></div> 0%	64	6,646	170	2.6%

County	FL resident cases		Non-FL resident cases	Total cases	FL resident deaths	FL death rate
Nassau	6,169	<div><div></div></div> 0%	383	6,552	79	1.3%
Highlands	6,024	<div><div></div></div> 0%	62	6,086	242	4.0%
Walton	5,421	<div><div></div></div> 0%	589	6,010	62	1.1%
Jackson	5,409	<div><div></div></div> 0%	61	5,470	128	2.4%
Putnam	5,187	<div><div></div></div> 0%	14	5,201	92	1.8%
Monroe	4,845	<div><div></div></div> 0%	260	5,105	39	0.8%
Gadsden	4,902	<div><div></div></div> 0%	15	4,917	66	1.3%
Flagler	4,850	<div><div></div></div> 0%	55	4,905	61	1.3%
Suwannee	4,672	<div><div></div></div> 0%	26	4,698	101	2.2%
Hendry	3,874	<div><div></div></div> 0%	18	3,892	55	1.4%
Unknown	251	<div><div></div></div> 0%	3,040	3,291	0	0.0%
Desoto	3,256	<div><div></div></div> 0%	17	3,273	68	2.1%
Okeechobee	3,060	<div><div></div></div> 0%	31	3,091	56	1.8%
Baker	2,891	<div><div></div></div> 0%	12	2,903	44	1.5%
Wakulla	2,770	<div><div></div></div> 0%	9	2,779	36	1.3%
Bradford	2,557	<div><div></div></div> 0%	8	2,565	32	1.3%
Hardee	2,460	<div><div></div></div> 0%	12	2,472	22	0.9%
Levy	2,388	<div><div></div></div> 0%	9	2,397	22	0.9%
Taylor	2,346	<div><div></div></div> 0%	6	2,352	32	1.4%
Washington	2,305	<div><div></div></div> 0%	21	2,326	30	1.3%
Holmes	1,973	<div><div></div></div> 0%	31	2,004	33	1.7%
Madison	1,733	<div><div></div></div> 0%	23	1,756	36	2.1%
Union	1,621	<div><div></div></div> 0%	1	1,622	70	4.3%
Gulf	1,583	<div><div></div></div> 0%	19	1,602	31	2.0%
Lafayette	1,509	<div><div></div></div> 0%	0	1,509	23	1.5%
Calhoun	1,480	<div><div></div></div> 0%	2	1,482	36	2.4%
Hamilton	1,444	<div><div></div></div> 0%	16	1,460	15	1.0%
Dixie	1,337	<div><div></div></div> 0%	3	1,340	12	0.9%
Jefferson	1,211	<div><div></div></div> 0%	22	1,233	18	1.5%
Franklin	1,139	<div><div></div></div> 0%	25	1,164	9	0.8%
Gilchrist	1,148	<div><div></div></div> 0%	3	1,151	28	2.4%
Liberty	957	<div><div></div></div> 0%	1	958	14	1.5%
Glades	847	<div><div></div></div> 0%	3	850	12	1.4%
Total	1,597,849		29,754	1,627,603	25,011	1.6%

# COVID-19: characteristics of 29,754 Florida resident cases

Data through Jan 21, 2021 verified as of Jan 22, 2021 at 10:25 AM

Data in this report are provisional and subject to change.

The table below includes the cities and counties of residence for cases in Florida residents based on the patient's ZIP Code. Note that city is not always received as part of the initial notification and may be missing while the case is being investigated.

City and county	Cases
Miami, Dade	203,642
Jacksonville, Duval	71,778
Orlando, Orange	71,293
Tampa, Hillsborough	55,790
Hialeah, Dade	49,628
Fort Lauderdale, Broward	35,459
Hollywood, Broward	31,267
West Palm Beach, Palm Beach	24,372
Kissimmee, Osceola	24,240
Tallahassee, Leon	23,044
Naples, Collier	21,566
Pensacola, Escambia	21,266
Homestead, Dade	20,800
Saint Petersburg, Pinellas	20,503
Fort Myers, Lee	19,255
Bradenton, Manatee	17,450
Ocala, Marion	17,126
Boca Raton, Palm Beach	16,916
Lakeland, Polk	16,594
Pompano Beach, Broward	16,145
Gainesville, Alachua	15,313
Sarasota, Sarasota	13,980
Lake Worth, Palm Beach	12,201
Cape Coral, Lee	12,069
Port Saint Lucie, St. Lucie	12,027
Clearwater, Pinellas	10,841
Miramar, Broward	10,529
Miami Beach, Dade	10,482
Boynton Beach, Palm Beach	9,581
Doral, Dade	9,256
Saint Augustine, St. Johns	9,204
Panama City, Bay	9,163
Coral Springs, Broward	9,041
Miami Gardens, Dade	9,015
Melbourne, Brevard	8,063
Winter Haven, Polk	7,805
Lehigh Acres, Lee	7,651
Delray Beach, Palm Beach	7,523
Riverview, Hillsborough	7,167
Vero Beach, Indian River	7,012
Milton, Santa Rosa	6,963
Davie, Broward	6,898
Lake City, Columbia	6,401
New Port Richey, Pasco	6,388
Sunrise, Broward	6,322
Fort Pierce, St. Lucie	6,144
Saint Cloud, Osceola	6,067
Coral Gables, Dade	6,017
Orange Park, Clay	6,015
Daytona Beach, Volusia	6,001
Largo, Pinellas	5,998
Palm Bay, Brevard	5,968
Apopka, Orange	5,729
Spring Hill, Hernando	5,564
Brandon, Hillsborough	5,468
Plantation, Broward	5,430
Clermont, Lake	5,354
North Miami Beach, Dade	5,344

# COVID-19: characteristics of 29,754 Florida resident cases

Data through Jan 21, 2021 verified as of Jan 22, 2021 at 10:25 AM

Data in this report are provisional and subject to change.

The table below includes the cities and counties of residence for cases in Florida residents based on the patient's ZIP Code. Note that city is not always received as part of the initial notification and may be missing while the case is being investigated.

City and county	Cases
Plant City, Hillsborough	5,150
Davenport, Polk	5,093
Weston, Broward	5,083
Sanford, Seminole	4,959
Deltona, Volusia	4,891
Jupiter, Palm Beach	4,883
Deerfield Beach, Broward	4,696
Winter Garden, Orange	4,668
Port Charlotte, Charlotte	4,562
Fort Walton Beach, Okaloosa	4,444
Stuart, Martin	4,328
Tamarac, Broward	4,285
Palm Coast, Flagler	4,102
Crestview, Okaloosa	4,042
Wesley Chapel, Pasco	4,029
Miami Lakes, Dade	4,020
Land O Lakes, Pasco	4,015
Palm Beach Gardens, Palm Beach	3,897
Coconut Creek, Broward	3,881
Deland, Volusia	3,879
Palmetto, Manatee	3,837
Winter Park, Orange	3,815
Palm Harbor, Pinellas	3,752
Margate, Broward	3,720
Live Oak, Suwannee	3,684
Oviedo, Seminole	3,675
Opa Locka, Dade	3,632
Wellington, Palm Beach	3,603
Altamonte Springs, Seminole	3,493
Middleburg, Clay	3,492
Venice, Sarasota	3,424
Lutz, Hillsborough	3,361
Haines City, Polk	3,339
North Port, Sarasota	3,334
Port Orange, Volusia	3,326
Punta Gorda, Charlotte	3,247
Brooksville, Hernando	3,243
Leesburg, Lake	3,242
Sebring, Highlands	3,238
Ocoee, Orange	3,236
Hallandale, Broward	3,194
Arcadia, Desoto	3,171
Valrico, Hillsborough	3,170
Saint Johns, St. Johns	3,112
Okeechobee, Okeechobee	3,049
Bonita Springs, Lee	3,045
The Villages, Sumter	3,029
Immokalee, Collier	3,019
Pembroke Pines, Broward	3,015
Seminole, Pinellas	2,942
Ormond Beach, Volusia	2,921
Navarre, Santa Rosa	2,893
Zephyrhills, Pasco	2,867
Longwood, Seminole	2,753
Cutler Ridge, Dade	2,746
Windermere, Orange	2,718
Pinellas Park, Pinellas	2,711
Gulf Breeze, Santa Rosa	2,670
Ruskin, Hillsborough	2,630

# COVID-19: characteristics of 29,754 Florida resident cases

Data through Jan 21, 2021 verified as of Jan 22, 2021 at 10:25 AM

Data in this report are provisional and subject to change.

The table below includes the cities and counties of residence for cases in Florida residents based on the patient's ZIP Code. Note that city is not always received as part of the initial notification and may be missing while the case is being investigated.

City and county	Cases
North Lauderdale, Broward	2,626
North Miami, Dade	2,595
Cantonment, Escambia	2,594
Quincy, Gadsden	2,592
Jacksonville Beach, Duval	2,583
Niceville, Okaloosa	2,576
Key West, Monroe	2,572
Lake Worth Beach, Palm Beach	2,497
Crawfordville, Wakulla	2,493
Cocoa, Brevard	2,484
Palatka, Putnam	2,430
Casselberry, Seminole	2,374
Panama City Beach, Bay	2,349
Hudson, Pasco	2,338
Bartow, Polk	2,320
Dade City, Pasco	2,308
Green Cove Springs, Clay	2,300
Fernandina Beach, Nassau	2,243
North Fort Myers, Lee	2,213
Perry, Taylor	2,212
Port Richey, Pasco	2,196
Marianna, Jackson	2,176
Oakland Park, Broward	2,171
Ponte Vedra Beach, St. Johns	2,157
Lake Mary, Seminole	2,101
Auburndale, Polk	2,096
Clewiston, Hendry	2,063
Kissimmee, Polk	2,060
Winter Springs, Seminole	2,023
Aventura, Dade	2,013
New Smyrna Beach, Volusia	2,008
Titusville, Brevard	1,992
Tarpon Springs, Pinellas	1,991
Lynn Haven, Bay	1,948
Inverness, Citrus	1,947
Merritt Island, Brevard	1,895
Lake Wales, Polk	1,882
Royal Palm Beach, Palm Beach	1,879
Fleming Island, Clay	1,866
Belle Glade, Palm Beach	1,834
Santa Rosa Beach, Walton	1,826
Eustis, Lake	1,820
Defuniak Springs, Walton	1,818
Chipley, Washington	1,803
Wimauma, Hillsborough	1,778
Estero, Lee	1,772
Parkland, Broward	1,763
Dunedin, Pinellas	1,744
Loxahatchee, Palm Beach	1,729
Starke, Bradford	1,723
Cooper City, Broward	1,722
Labelle, Hendry	1,697
Holiday, Pasco	1,684
Sarasota, Manatee	1,663
Key Biscayne, Dade	1,636
Destin, Okaloosa	1,619
Avon Park, Highlands	1,581
Mount Dora, Lake	1,579
Parrish, Manatee	1,571

# COVID-19: characteristics of 29,754 Florida resident cases

Data through Jan 21, 2021 verified as of Jan 22, 2021 at 10:25 AM

Data in this report are provisional and subject to change.

The table below includes the cities and counties of residence for cases in Florida residents based on the patient's ZIP Code. Note that city is not always received as part of the initial notification and may be missing while the case is being investigated.

City and county	Cases
Odessa, Hillsborough	1,569
Rockledge, Brevard	1,560
Mulberry, Polk	1,560
Palm City, Martin	1,553
Seffner, Hillsborough	1,488
Mayo, Lafayette	1,487
Tavares, Lake	1,484
Coconut Grove, Dade	1,461
Riviera Beach, Palm Beach	1,449
Summerfield, Marion	1,448
Crossings, Dade	1,444
Wauchula, Hardee	1,440
Bonifay, Holmes	1,431
Yulee, Nassau	1,427
Carol City, Dade	1,412
Macclenny, Baker	1,383
Missing, Dade	1,375
Groveland, Lake	1,352
Orange City, Volusia	1,320
Maitland, Orange	1,305
Pinecrest, Dade	1,304
Callahan, Nassau	1,281
Crystal River, Citrus	1,276
Ponte Vedra, St. Johns	1,269
Lithia, Hillsborough	1,267
Sebastian, Indian River	1,244
Lake Butler, Union	1,241
Biscayne Park, Dade	1,208
Homosassa, Citrus	1,197
Lady Lake, Lake	1,188
Madison, Madison	1,167
Atlantic Beach, Duval	1,166
Indiantown, Martin	1,162
Dania, Broward	1,159
Florida City, Dade	1,159
Pace, Santa Rosa	1,158
Graceville, Jackson	1,134
Palmetto Bay, Dade	1,125
Gibsonton, Hillsborough	1,122
Monticello, Jefferson	1,116
Lake Placid, Highlands	1,109
Century, Escambia	1,103
Hobe Sound, Martin	1,082
Dover, Hillsborough	1,077
Sun City Center, Hillsborough	1,071
Apollo Beach, Hillsborough	1,070
Oldsmar, Pinellas	1,064
Alachua, Alachua	1,055
Palm Springs, Palm Beach	1,023
Dunnellon, Marion	1,019
Edgewater, Volusia	1,009
El Portal, Dade	989
Bellevue, Marion	977
Jasper, Hamilton	965
Havana, Gadsden	955
Debary, Volusia	955
North Palm Beach, Palm Beach	952
Newberry, Alachua	949
Blountstown, Calhoun	948

# COVID-19: characteristics of 29,754 Florida resident cases

Data through Jan 21, 2021 verified as of Jan 22, 2021 at 10:25 AM

Data in this report are provisional and subject to change.

The table below includes the cities and counties of residence for cases in Florida residents based on the patient's ZIP Code. Note that city is not always received as part of the initial notification and may be missing while the case is being investigated.

City and county	Cases
Lantana, Palm Beach	947
Hilliard, Nassau	943
Lecanto, Citrus	942
South Miami, Dade	939
Everglades National Park, Dade	883
Williston, Levy	880
Sanderson, Baker	876
Jensen Beach, Martin	859
Freeport, Walton	854
Satellite Beach, Brevard	832
Beverly Hills, Citrus	832
Wewahitchka, Gulf	824
Ellenton, Manatee	824
Keystone Heights, Clay	823
Safety Harbor, Pinellas	821
Coleman, Sumter	812
Trenton, Gilchrist	811
Wildwood, Sumter	810
Moore Haven, Glades	797
Fellsmere, Indian River	784
Lauderhill, Broward	780
Nokomis, Sarasota	777
Frostproof, Polk	772
Englewood, Charlotte	763
Mary Esther, Okaloosa	761
Wilton Manors, Broward	758
Hernando, Citrus	758
Fisher Island, Dade	752
Cross City, Dixie	746
Bristol, Liberty	746
Dunnellon, Citrus	745
Port Saint Joe, Gulf	733
Key Largo, Monroe	729
Bushnell, Sumter	726
Medley, Dade	720
Polk City, Polk	715
Olympia Heights, Dade	704
Uleta, Dade	704
Shalimar, Okaloosa	690
South Bay, Palm Beach	688
Coral, Dade	680
Chattahoochee, Gadsden	675
Pahokee, Palm Beach	669
Lauderdale Lakes, Broward	667
Marco Island, Collier	657
Englewood, Sarasota	632
Glen Saint Mary, Baker	629
Fort Meade, Polk	622
Crescent City, Putnam	617
Cocoa Beach, Brevard	614
Lawtey, Bradford	612
High Springs, Alachua	611
Interlachen, Putnam	601
Indialantic, Brevard	598
Chiefland, Levy	592
Miramar Beach, Walton	586
Bowling Green, Hardee	582
Spring Hill, Pasco	572
Thonotosassa, Hillsborough	570

# COVID-19: characteristics of 29,754 Florida resident cases

Data through Jan 21, 2021 verified as of Jan 22, 2021 at 10:25 AM

Data in this report are provisional and subject to change.

The table below includes the cities and counties of residence for cases in Florida residents based on the patient's ZIP Code. Note that city is not always received as part of the initial notification and may be missing while the case is being investigated.

City and county	Cases
Sorrento, Lake	567
Marathon, Monroe	563
Minneola, Lake	561
Trinity, Pasco	557
Neptune Beach, Duval	551
Jacksonville, St. Johns	547
Old Town, Dixie	545
Fruitland Park, Lake	543
Southwest Ranches, Broward	542
Lake Alfred, Polk	527
Carrabelle, Franklin	510
Fort Myers Beach, Lee	509
Fort White, Columbia	506
Sneads, Jackson	502
West Melbourne, Brevard	500
Bronson, Levy	488
Belle Isle, Orange	481
Baker, Okaloosa	476
Umatilla, Lake	467
Sweetwater, Dade	462
Clearwater Beach, Pinellas	460
South Daytona, Volusia	444
Jay, Santa Rosa	442
Cottdale, Jackson	430
Palm Beach, Palm Beach	427
Gulfport, Pinellas	425
Weeki Wachee, Hernando	423
Hawthorne, Alachua	416
Mascotte, Lake	415
East Palatka, Putnam	409
Silver Springs, Marion	408
Midway, Gadsden	406
Florida State University, Leon	399
Rotunda West, Charlotte	399
Oakland, Orange	397
Citra, Marion	395
Zolfo Springs, Hardee	393
Centerville, Leon	387
Bunnell, Flagler	384
Oxford, Sumter	384
Altha, Calhoun	382
Molino, Escambia	372
Melbourne Beach, Brevard	364
Youngstown, Bay	356
Surfside, Dade	354
Branford, Suwannee	353
Myakka City, Manatee	353
Raiford, Union	350
Flagler Beach, Flagler	343
Alva, Lee	343
Cape Canaveral, Brevard	340
Ocklawaha, Marion	339
Apalachicola, Franklin	339
Celebration, Osceola	336
Tavernier, Monroe	331
Archer, Alachua	330
Hastings, St. Johns	330
Indian Harbour Beach, Brevard	321
Mims, Brevard	318

# COVID-19: characteristics of 29,754 Florida resident cases

Data through Jan 21, 2021 verified as of Jan 22, 2021 at 10:25 AM

Data in this report are provisional and subject to change.

The table below includes the cities and counties of residence for cases in Florida residents based on the patient's ZIP Code. Note that city is not always received as part of the initial notification and may be missing while the case is being investigated.

City and county	Cases
Haverhill, Palm Beach	313
De Leon Springs, Volusia	312
Bell, Gilchrist	307
Dundee, Polk	306
Osprey, Sarasota	306
Pierson, Volusia	304
Malone, Jackson	302
Bal Harbour, Dade	302
Eagle Lake, Polk	296
Grand Ridge, Jackson	295
Greenville, Madison	284
Lake Park, Palm Beach	280
Jennings, Hamilton	280
Lehigh, Lee	280
Holly Hill, Volusia	277
Ave Maria, Collier	277
Webster, Sumter	275
Eastpoint, Franklin	273
Floral City, Citrus	270
West Miami, Dade	268
Vernon, Washington	267
Gotha, Orange	266
Tequesta, Palm Beach	265
Westville, Holmes	264
Satsuma, Putnam	264
Chuluota, Seminole	262
Melrose, Putnam	257
Elkton, St. Johns	256
Grand Island, Lake	255
Montverde, Lake	253
Reddick, Marion	252
Greenwood, Jackson	249
Bryceville, Nassau	243
Indian Rocks Beach, Pinellas	242
Kenneth City, Pinellas	239
Valparaiso, Okaloosa	237
O Brien, Suwannee	235
Winter Park, Seminole	234
Ponce De Leon, Holmes	228
Sebastian, Brevard	227
Malabar, Brevard	226
San Antonio, Pasco	224
Alafaya, Orange	224
South Pasadena, Pinellas	222
Laurel Hill, Okaloosa	218
Belleair, Pinellas	214
Lake Panasoffkee, Sumter	213
Gretna, Gadsden	209
Edgewood, Orange	209
Fort Mccooy, Marion	208
Anthony, Marion	206
White Springs, Hamilton	198
Hosford, Liberty	196
Morriston, Levy	194
Bay Harbor Islands, Dade	191
Wellborn, Suwannee	190
Lee, Madison	190
Sanibel, Lee	189
Inlet Beach, Walton	189

# COVID-19: characteristics of 29,754 Florida resident cases

Data through Jan 21, 2021 verified as of Jan 22, 2021 at 10:25 AM

Data in this report are provisional and subject to change.

The table below includes the cities and counties of residence for cases in Florida residents based on the patient's ZIP Code. Note that city is not always received as part of the initial notification and may be missing while the case is being investigated.

City and county	Cases
Geneva, Seminole	187
Southport, Bay	185
Kindred, Osceola	183
Greenacres, Palm Beach	181
Eglin Air Force Base, Okaloosa	181
Saint James City, Lee	177
The Villages, Marion	176
Mcdavid, Escambia	175
Fountain, Bay	173
Fern Park, Seminole	172
Weirsdale, Marion	172
Longboat Key, Manatee	167
Hallandale Beach, Broward	167
Mcalpin, Suwannee	165
Azalea Park, Orange	164
Sopchoppy, Wakulla	159
Howey-In-The-Hills, Lake	156
Juno Beach, Palm Beach	156
Alford, Jackson	155
Lakewood Ranch, Manatee	155
Zellwood, Orange	154
Holmes Beach, Manatee	154
Astatula, Lake	151
Micanopy, Alachua	150
Altoona, Lake	149
Babson Park, Polk	148
Lauderdale By The Sea, Broward	147
Islamorada, Monroe	147
Holt, Okaloosa	145
The Villages, Lake	144
Madeira Beach, Pinellas	143
Caryville, Washington	142
Summerland Key, Monroe	140
University Of Miami, Dade	137
Clair-Mel City, Hillsborough	137
Poinciana, Polk	136
Bokeelia, Lee	135
Hiawassee, Orange	134
Lockhart, Orange	134
Center Hill, Sumter	133
Pomona Park, Putnam	131
Atlantis, Palm Beach	130
Viera, Brevard	128
Bay Lake, Orange	128
Lake Helen, Volusia	127
Mangonia Park, Palm Beach	127
Oak Hill, Volusia	124
Rocky Point, Hillsborough	123
Carrollwood, Hillsborough	118
Apopka, Seminole	118
University Of Fl, Alachua	116
Matlacha, Lee	116
Odessa, Pasco	116
Ponce Inlet, Volusia	115
Golden Beach, Dade	114
Osteen, Volusia	111
Hypoluxo, Palm Beach	110
Grant-Valkaria, Brevard	110
Cutler Bay, Dade	109

# COVID-19: characteristics of 29,754 Florida resident cases

Data through Jan 21, 2021 verified as of Jan 22, 2021 at 10:25 AM

Data in this report are provisional and subject to change.

The table below includes the cities and counties of residence for cases in Florida residents based on the patient's ZIP Code. Note that city is not always received as part of the initial notification and may be missing while the case is being investigated.

City and county	Cases
Baldwin, Duval	108
Hollister, Putnam	106
Steinhatchee, Taylor	106
Clarksville, Calhoun	106
San Mateo, Putnam	104
Big Pine Key, Monroe	103
Placida, Charlotte	102
Sumterville, Sumter	101
Citrus Springs, Citrus	101
Cloud Lake, Palm Beach	101
Inglis, Levy	100
Hampton, Bradford	98
Lake Hamilton, Polk	97
Kendall, Dade	97
Lady Lake, Sumter	97
Lutz, Pasco	97
South Fort Myers, Lee	97
Panacea, Wakulla	94
Buena Ventura Lakes, Osceola	94
Seville, Volusia	93
Hurlburt Field, Okaloosa	87
Harmony, Osceola	87
Temple Terrace, Hillsborough	86
Florahome, Putnam	86
Dinsmore, Duval	85
Christmas, Orange	85
Waldo, Alachua	85
Bascom, Jackson	83
Brooker, Bradford	83
Tierra Verde, Pinellas	83
Canal Point, Palm Beach	82
Belleair Beach, Pinellas	82
Lamont, Jefferson	82
Maitland, Seminole	79
University Of Central Fl, Orange	79
Paisley, Lake	79
Callaway, Bay	79
F M, Lee	76
Astor, Lake	75
Tyndall Air Force Base, Bay	75
Fruit Cove, St. Johns	75
Pinetta, Madison	74
Lighthouse Point, Broward	73
Avon Park, Polk	72
Palma Ceia, Hillsborough	72
University Of Central Florida, Orange	71
Barefoot Bay, Brevard	71
Crystal Beach, Pinellas	69
Lorida, Highlands	68
Bradenton Beach, Manatee	68
University Of South Florida, Hillsborough	67
Cedar Key, Levy	67
Campbellton, Jackson	65
Eatonville, Orange	65
Ochopee, Collier	65
Welaka, Putnam	64
Fort Denaud, Hendry	64
Ocean Ridge, Palm Beach	63
Patrick Air Force Base, Brevard	63

# COVID-19: characteristics of 29,754 Florida resident cases

Data through Jan 21, 2021 verified as of Jan 22, 2021 at 10:25 AM

Data in this report are provisional and subject to change.

The table below includes the cities and counties of residence for cases in Florida residents based on the patient's ZIP Code. Note that city is not always received as part of the initial notification and may be missing while the case is being investigated.

City and county	Cases
Air Mail Facility, Dade	62
Stock Island, Monroe	62
Kathleen, Polk	61
Greensboro, Gadsden	60
Boca Grande, Lee	60
Dania Beach, Broward	60
Barry University, Dade	60
North Venice, Sarasota	59
Saint Pete Beach, Pinellas	59
Orlando, Seminole	58
Princeton, Dade	57
Bonita Beach, Lee	57
West Park, Broward	57
Sunny Isles Beach, Dade	55
Yalaha, Lake	54
Georgetown, Putnam	52
Orlando, Dade	51
Destin, Walton	51
Reunion, Osceola	50
City Of Sunrise, Broward	49
Bellview, Escambia	48
North Redington Beach, Pinellas	48
Florida Gulf Coast Univ, Lee	47
Felda, Hendry	47
Northdale, Hillsborough	47
Walnut Hill, Escambia	47
Heathrow, Seminole	45
Cudjoe Key, Monroe	45
Palm Beach Shores, Palm Beach	45
Micco, Brevard	45
Anna Maria, Manatee	44
Singer Island, Palm Beach	44
Orlando, Osceola	44
Treasure Island, Pinellas	44
Aloma, Orange	44
Ona, Hardee	43
Mexico Beach, Bay	43
Missing, Santa Rosa	42
Cinco Bayou, Okaloosa	42
Lake Suzy, Desoto	42
Missing, Lee	41
Sewalls Point, Martin	41
Town N Country, Hillsborough	40
University Of Tampa, Hillsborough	40
Highland City, Polk	40
Miromar Lakes, Lee	39
Saint Leo, Pasco	39
Missing, Orange	39
Saint Johns, Duval	39
Salt Springs, Marion	39
Okahumpka, Lake	39
Miami Springs, Dade	38
Manalapan, Palm Beach	38
Orlando, Broward	38
Terra Ceia, Manatee	38
Eaton Park, Polk	37
Village Of Wellington, Palm Beach	37
Orlando, Volusia	37
Enterprise, Volusia	37

# COVID-19: characteristics of 29,754 Florida resident cases

Data through Jan 21, 2021 verified as of Jan 22, 2021 at 10:25 AM

Data in this report are provisional and subject to change.

The table below includes the cities and counties of residence for cases in Florida residents based on the patient's ZIP Code. Note that city is not always received as part of the initial notification and may be missing while the case is being investigated.

City and county	Cases
Ponte Vedra, Duval	37
Duette, Manatee	37
Ebro, Washington	36
Waverly, Polk	36
Orlando, Polk	36
Intercession City, Osceola	35
Miami, Unknown	34
Flemington, Marion	34
Gulf Breeze, Escambia	34
Key Colony Beach, Monroe	34
Naranja, Dade	33
Highland Beach, Palm Beach	33
Florence Villa, Polk	32
Palm Shores, Brevard	32
Kenansville, Osceola	32
Village Wellington, Palm Beach	31
Green Acres, Palm Beach	31
Bagdad, Santa Rosa	30
Bayonet Point, Pasco	30
Lacoochee, Pasco	29
Lulu, Columbia	29
Dowling Park, Suwannee	29
Orlando, Hillsborough	29
Pasadena, Pinellas	29
Bonita Springs, Collier	29
Bay Pines, Pinellas	28
Hialeah Gardens, Dade	28
Tice, Lee	28
Missing, Volusia	28
Pensacola Beach, Santa Rosa	27
Penney Farms, Clay	26
Florida State, Leon	26
Caryville, Holmes	26
Jupiter, Martin	26
Hallandale Beach, Broward	26
Florida International Univ, Dade	26
Univ Of FI Student Dorms, Alachua	26
Nocatee, Desoto	26
South Palm Beach, Palm Beach	25
Florida A And M University, Leon	25
Kinard, Calhoun	25
South Miami Heights, Dade	25
Horseshoe Beach, Dixie	25
Miami Shores, Dade	25
Labelle, Glades	24
North Bay Village, Dade	24
Tangerine, Orange	24
Santa Fe, Alachua	24
Poinciana, Osceola	24
Earleton, Alachua	24
Homosassa Springs, Citrus	24
Eloise, Polk	23
Missing, Escambia	23
Mcintosh, Marion	23
Siesta Key, Sarasota	23
Chokoloskee, Collier	23
City Of Westlake, Palm Beach	22
Bostwick, Putnam	22
Florida Dept Of Corrections, Union	22

# COVID-19: characteristics of 29,754 Florida resident cases

Data through Jan 21, 2021 verified as of Jan 22, 2021 at 10:25 AM

Data in this report are provisional and subject to change.

The table below includes the cities and counties of residence for cases in Florida residents based on the patient's ZIP Code. Note that city is not always received as part of the initial notification and may be missing while the case is being investigated.

City and county	Cases
Long Key, Monroe	22
Lealman, Pinellas	22
Homeland, Polk	22
Tioga, Alachua	22
Goulds, Dade	22
Indian Lake Estates, Polk	22
Stetson University, Volusia	21
Westchase, Hillsborough	21
Venus, Highlands	21
Orlando, Palm Beach	21
Missing, Duval	21
Bradley, Polk	21
La Crosse, Alachua	21
Cortez, Manatee	20
Palmdale, Glades	20
Sparr, Marion	20
Sydney, Hillsborough	20
Fort Lauderdale, Dade	20
Perdido Key, Escambia	20
Balm, Hillsborough	20
Bonaventure, Broward	20
Lakeshore, Polk	19
New Smyrna, Volusia	19
Sun City, Hillsborough	19
Wausau, Washington	19
Bonifay, Washington	19
Hawthorne, Putnam	19
Little Torch Key, Monroe	18
Ridge Manor, Pasco	18
Missing, Hillsborough	18
Yankeetown, Levy	18
Bayshore Gardens, Manatee	18
Everglades City, Collier	18
Sugarloaf Key, Monroe	18
Missing, Monroe	18
Mexico Beach, Gulf	18
Babcock Ranch, Lee	18
Orange Lake, Marion	18
Branford, Lafayette	18
Pine Castle, Orange	18
Wabasso, Indian River	17
Saint Marks, Wakulla	17
Miami, Broward	17
Crystal Springs, Pasco	17
Missing, St. Johns	17
Paxton, Walton	17
Alturas, Polk	17
Lowell, Marion	17
Candler, Marion	17
Graceville, Holmes	16
Mango, Hillsborough	16
Pine Hills, Orange	16
West Panama City Beach, Bay	16
Parker, Bay	16
Laud-By-The-Sea, Broward	16
Champions Gate, Polk	16
Florida International University, Dade	16
Missing, Lake	16
Maxville, Duval	15

# COVID-19: characteristics of 29,754 Florida resident cases

Data through Jan 21, 2021 verified as of Jan 22, 2021 at 10:25 AM

Data in this report are provisional and subject to change.

The table below includes the cities and counties of residence for cases in Florida residents based on the patient's ZIP Code. Note that city is not always received as part of the initial notification and may be missing while the case is being investigated.

City and county	Cases
Missing, Pasco	15
Indian River Shores, Indian River	15
Gulf Stream, Palm Beach	15
Orlando, Pinellas	15
Loughman, Polk	15
Missing, Palm Beach	15
Pembroke Park, Broward	15
Jensen Beach, St. Lucie	14
Lake City, Suwannee	14
Murdock, Charlotte	14
Plymouth, Orange	14
Westlake, Palm Beach	14
Winter Garden, Lake	14
Citrus Ridge, Indian River	14
Goodland, Collier	14
Mount Dora, Orange	14
Village Of Palmetto Bay, Dade	14
Webster, Hernando	14
Nalcrest, Polk	14
Gulf Hammock, Levy	14
White Springs, Columbia	14
Hernando Beach, Hernando	13
Tallevast, Manatee	13
Wewahitchka, Calhoun	13
Woodville, Leon	13
Orlando, Brevard	13
Davenport, Osceola	13
Fort Ogden, Desoto	13
Orlando, Lake	13
Archer, Levy	12
Hollywood, Dade	12
Kissimmee, Orange	12
Golden Oak, Orange	12
Buckingham, Lee	12
Forest City, Orange	12
Saint George Island, Franklin	12
Daytona Beach Shores, Volusia	12
Fort Charlotte, Charlotte	12
High Springs, Gilchrist	12
Pensacola Beach, Escambia	12
Graham, Bradford	12
Holder, Citrus	11
Union Park, Orange	11
Orlando, Leon	11
Shady Hills, Pasco	11
Gonzalez, Escambia	11
Redington Shores, Pinellas	11
Unknown, Dade	11
Long Boat Key, Manatee	11
Lake Buena Vista, Orange	11
Jacksonville, Unknown	11
Watersound, Walton	11
Brooksville, Pasco	11
Saint Lucie West, St. Lucie	11
Ramrod Key, Monroe	10
Trenton, Levy	10
Choctaw Beach, Okaloosa	10
Lake Monroe, Seminole	10
Johns Pass Village, Pinellas	10

# COVID-19: characteristics of 29,754 Florida resident cases

Data through Jan 21, 2021 verified as of Jan 22, 2021 at 10:25 AM

Data in this report are provisional and subject to change.

The table below includes the cities and counties of residence for cases in Florida residents based on the patient's ZIP Code. Note that city is not always received as part of the initial notification and may be missing while the case is being investigated.

City and county	Cases
Telogia, Liberty	10
Trilby, Pasco	10
Kingsley Lake, Bradford	10
Steinhatchee, Dixie	10
Rosemary Beach, Walton	10
Missing, Nassau	10
Hutchinson Island, St. Lucie	10
Roseland, Indian River	10
Wahneta, Polk	10
Orlando, Duval	10
Leisure City, Dade	10
Laurel Hill, Walton	10
Durant, Hillsborough	10
Passport, Unknown	10
Nichols, Polk	10
Mount Plymouth, Lake	10
Greenville, Taylor	10
Hillsboro Beach, Broward	10
Fanning Springs, Gilchrist	9
Braden River, Manatee	9
Suwannee, Dixie	9
Dade City, Hernando	9
Briny Breezes, Palm Beach	9
West Delray Beach, Palm Beach	9
Perrine, Dade	9
Lamont, Madison	9
Missing, Marion	9
Cypress, Jackson	9
Rubonia, Manatee	9
Indian Creek Village, Dade	9
Cottondale, Washington	9
Otter Creek, Levy	9
Palma Sola, Manatee	9
Beverly Beach, Flagler	9
Lake Como, Putnam	9
Belleair Bluffs, Pinellas	9
University Park, Manatee	9
Seybold, Dade	8
Ferndale, Lake	8
Goldenrod, Seminole	8
Sea Ranch Lakes, Broward	8
Hialeah, Unknown	8
Jerome, Collier	8
Ponce De Leon, Walton	8
Naples, Lee	8
Florida State Univ Admin, Leon	8
Forest City, Seminole	8
Los Angeles, Dade	8
Lloyd, Jefferson	8
Ozona, Pinellas	8
Citrus Hills, Citrus	8
Virginia Gardens, Dade	8
Elfers, Pasco	8
Missing, Seminole	8
Evinston, Alachua	7
Seacrest, Walton	7
Salem, Taylor	7
Basinger, Okeechobee	7
Grant Valkaria, Brevard	7

# COVID-19: characteristics of 29,754 Florida resident cases

Data through Jan 21, 2021 verified as of Jan 22, 2021 at 10:25 AM

Data in this report are provisional and subject to change.

The table below includes the cities and counties of residence for cases in Florida residents based on the patient's ZIP Code. Note that city is not always received as part of the initial notification and may be missing while the case is being investigated.

City and county	Cases
Port Saint John, Brevard	7
Keystone Heights, Bradford	7
Copeland, Collier	7
Orlando, Pasco	7
Lakewood Ranch, Sarasota	7
University Of Central Fl, Hillsborough	7
Redington Beach, Pinellas	7
Innovation, Pasco	7
Deer Island, Lake	7
East Lake, Marion	7
Eau Gallie, Brevard	7
Captiva, Lee	7
Cross Creek, Alachua	7
Missing, Collier	7
Niceville, Walton	7
Orlando, Alachua	7
Palm City, St. Lucie	7
Maitland, Volusia	7
Pine Ridge, Citrus	7
Switzerland, St. Johns	7
Sunny Hills, Washington	6
Orlando, Flagler	6
Orlando, Marion	6
Grandin, Putnam	6
Aripeka, Pasco	6
Punta Gorda, Lee	6
Quail Heights, Dade	6
River Ranch, Polk	6
Fairfield, Marion	6
Gibsonia, Polk	6
Maitland, Hillsborough	6
Missing, St. Lucie	6
Winderemere, Orange	6
Winter Park, Polk	6
Wildlight, Nassau	6
Labelle, Lee	6
Missing, Walton	6
Umatilla, Marion	6
Morrison, Marion	6
Duck Key, Monroe	6
Orchid, Indian River	6
Orange Park, Duval	6
Lake Butler, Bradford	6
Mayport Naval Station, Duval	6
Orange Springs, Marion	6
Fernandina, Nassau	6
Missing, Unknown	6
Maitland, Osceola	6
Missing, Manatee	6
N/A, Unknown	5
Inglis, Citrus	5
Ocoee, Lake	5
Okeechobee, Martin	5
Orlando, Manatee	5
Nobleton, Hernando	5
Fort Lauderdale, Lee	5
Anastasia Island, St. Johns	5
University Of Central Fl, Martin	5
Miccosukee, Leon	5

# COVID-19: characteristics of 29,754 Florida resident cases

Data through Jan 21, 2021 verified as of Jan 22, 2021 at 10:25 AM

Data in this report are provisional and subject to change.

The table below includes the cities and counties of residence for cases in Florida residents based on the patient's ZIP Code. Note that city is not always received as part of the initial notification and may be missing while the case is being investigated.

City and county	Cases
Haines Creek, Lake	5
Ybor City, Hillsborough	5
Fort Lauderdale, Palm Beach	5
Babcock Ranch, Charlotte	5
Longboat Key, Sarasota	5
Psl, Unknown	5
Missing, Pinellas	5
Scottsmeer, Brevard	5
Westchester, Dade	5
Grove City, Charlotte	5
Ebro, Bay	5
Eglin, Okaloosa	5
Barberville, Volusia	5
Missing, Broward	5
Indian Shores, Pinellas	5
Saint Augustine Beach, St. Johns	5
Stuart, St. Lucie	5
Putnam Hall, Putnam	5
Pass, Unknown	5
Valkaria, Brevard	5
Missing, Indian River	5
White City, Gulf	5
Worthington Springs, Union	5
Tampa, Pinellas	4
Shady Grove, Taylor	4
Missing, Leon	4
Milton, Escambia	4
Mayport, Duval	4
Holt, Santa Rosa	4
Inlet Beach, Bay	4
West Bradenton, Manatee	4
Port Charlotte, Unknown	4
Okeechobee, Glades	4
Live Oak, Madison	4
Loxahatchee Groves, Palm Beach	4
Miami, Palm Beach	4
Deerfield Beach, Palm Beach	4
Alys Beach, Bay	4
Coco River, Collier	4
Hialeah, Broward	4
Melrose, Bradford	4
Port Salerno, Martin	4
Ocean Breeze, Martin	4
Glen Ridge, Palm Beach	4
San Carlos Park, Lee	4
Jacksonville Naval Air Station, Duval	4
Newberry, Gilchrist	4
Miramar, Dade	4
Miami Gardens, Unknown	4
Orlando, Lee	4
Okeechobee, Osceola	4
Bayou George, Bay	4
Branford, Gilchrist	4
Clewiston, Palm Beach	4
Pensacola, Unknown	4
Glenwood, Volusia	4
Clarcona, Orange	4
Saint Augustine, Duval	4
Point Washington, Walton	4

# COVID-19: characteristics of 29,754 Florida resident cases

Data through Jan 21, 2021 verified as of Jan 22, 2021 at 10:25 AM

Data in this report are provisional and subject to change.

The table below includes the cities and counties of residence for cases in Florida residents based on the patient's ZIP Code. Note that city is not always received as part of the initial notification and may be missing while the case is being investigated.

City and county	Cases
Williston, Marion	4
Bella Collina, Lake	4
El Jobean, Charlotte	4
Hinsdale, Manatee	4
Oneco, Manatee	4
Wakulla Springs, Wakulla	4
International Service Center, Dade	4
Day, Lafayette	4
Cypress Gardens, Polk	3
Crestview, Walton	3
Fernandina Beach, Duval	3
Fpo, Duval	3
Bowling Green, Polk	3
Cape San Blas, Gulf	3
Apopka, Lake	3
Indian Rock Beach, Pinellas	3
Hollywood, Unknown	3
Monticello, Madison	3
Missing, Martin	3
Vernon, Bay	3
Mayport Naval Housing, Duval	3
Pompano Beach, Palm Beach	3
Samoset, Manatee	3
San Fernando, Unknown	3
Jonesville, Alachua	3
Julington Creek, St. Johns	3
Jupiter Island, Martin	3
Ocean Reef Club, Monroe	3
Mims, Volusia	3
East Rockland Key, Monroe	3
Alys Beach, Walton	3
Sandestin, Walton	3
Seacrest, Bay	3
Vero Beach, St. Lucie	3
Ft Pierce, St. Lucie	3
Milligan, Okaloosa	3
Lamont, Taylor	3
Sugarloaf, Monroe	3
Westville, Walton	3
Coraopolis, Citrus	3
Conch Key, Monroe	3
Chicago, Lee	3
Bristol, Calhoun	3
Boynton Beach, Broward	3
North Fort Myers, Charlotte	3
Ormond Beach, Flagler	3
Jacksonville, Alachua	3
Missing, Citrus	3
Kissimmee, Unknown	3
Sorrento, Orange	3
Brewton, Escambia	3
Apopka, Broward	3
Lanark Village, Franklin	3
Maitland, Polk	3
Pp, Dade	3
Pp, Unknown	3
Orem, Palm Beach	3
Woodside, Broward	3
Pass, Dade	3

# COVID-19: characteristics of 29,754 Florida resident cases

Data through Jan 21, 2021 verified as of Jan 22, 2021 at 10:25 AM

Data in this report are provisional and subject to change.

The table below includes the cities and counties of residence for cases in Florida residents based on the patient's ZIP Code. Note that city is not always received as part of the initial notification and may be missing while the case is being investigated.

City and county	Cases
Margate, Unknown	3
Mid Florida, Seminole	3
Los Angeles, Broward	3
Highland Park, Polk	3
Hallandale Beach, Unknown	3
Blountstown, Liberty	3
Lynbrook, Broward	3
Miami Gardens, Broward	3
Missing, Okaloosa	3
Missing, Polk	3
Lakeland, Hillsborough	3
Lake City, Duval	3
Immokalee, Lee	3
Orlando, Unknown	3
Port Saint Lucie, Martin	3
Palm Coast, Volusia	3
Saint Augusaintine Beach, St. Johns	3
Wildwood, Marion	3
Village Of Golf, Palm Beach	3
Jacksonville, Clay	3
Laurel, Sarasota	3
Ludlam, Dade	3
Tampa Palms, Hillsborough	3
Winter Garden, Seminole	3
West Palm Beach, Dade	2
Pineland, Lee	2
Tarpon Springs, Pasco	2
Orlando, Santa Rosa	2
Orlando, Charlotte	2
Oklawaha, Marion	2
Olustee, Baker	2
Winter Park, Leon	2
Maitland, Leon	2
Lecanto, Marion	2
Missing, Hernando	2
Greenville, Jefferson	2
Bonifay, Jackson	2
Bonnie, Sarasota	2
Clermont, Orange	2
Clermont, Polk	2
Doctors Inlet, Clay	2
Deland, Lake	2
Fort Myers, Collier	2
Fort Pierce, Martin	2
Upper Key Largo, Monroe	2
University Of Central Florida, Brevard	2
Zellwood, Lake	2
Windermere, Seminole	2
Seven Springs, Pasco	2
Saint Petersburg, Hillsborough	2
Lake Geneva, Clay	2
Lawtey, Union	2
Lutz, Pinellas	2
Los Angeles, Okaloosa	2
Mount Pleasant, Gadsden	2
None, Dade	2
Navarre, Okaloosa	2
Miami, Orange	2
Blountstown, Jackson	2

# COVID-19: characteristics of 29,754 Florida resident cases

Data through Jan 21, 2021 verified as of Jan 22, 2021 at 10:25 AM

Data in this report are provisional and subject to change.

The table below includes the cities and counties of residence for cases in Florida residents based on the patient's ZIP Code. Note that city is not always received as part of the initial notification and may be missing while the case is being investigated.

City and county	Cases
Alligator Point, Franklin	2
Coconut Creek, Unknown	2
Fort Myers, Unknown	2
Crawfordville, Leon	2
Eatonville, Lake	2
Fort Lauderdale, Unknown	2
Jacksonville, Dade	2
Madison, Unknown	2
Lake Worth, Broward	2
Maitland, Pasco	2
Eustis, Orange	2
Florida Power & Light Co, Dade	2
Amelia City, Nassau	2
Alligator Point, Wakulla	2
Chipley, Jackson	2
Bruce, Holmes	2
Orlando, Okaloosa	2
University Of Central Florida, Broward	2
Vero Beach, Brevard	2
Wimauma, Manatee	2
University Of Central Florida, Palm Beach	2
University Of Central Florida, Pinellas	2
Sumatra, Liberty	2
Pensacola, Santa Rosa	2
Portland, Unknown	2
Provo, Broward	2
Maitland, Lake	2
Lake Harbor, Palm Beach	2
Missing, Sarasota	2
Moore Haven, Hendry	2
Missing, Clay	2
Naples, Broward	2
Cassadaga, Volusia	2
Hialeah Lakes, Dade	2
Fort Walton Beach, Walton	2
Dunnellon, Levy	2
Pompano Beach, Unknown	2
Sharpes, Brevard	2
Sebring, Desoto	2
Panama City, Unknown	2
Tampa, Hernando	2
Summerfield, Unknown	2
Vero Beach, Unknown	2
Wauchula, Desoto	2
Yeehaw, Okeechobee	2
Jacksonville Naval Hospital, Duval	2
Jacksonville, Nassau	2
Longview, Dade	2
Hosford, Calhoun	2
Noma, Holmes	2
Melrose, Clay	2
Mesa, Unknown	2
Cape Haze, Charlotte	2
000000, Unknown	2
Saint Marys, Nassau	2
Windermere, Lake	2
Wacissa, Jefferson	2
Port Saint Lucie, Palm Beach	2
Land O Lakes, Hillsborough	2

# COVID-19: characteristics of 29,754 Florida resident cases

Data through Jan 21, 2021 verified as of Jan 22, 2021 at 10:25 AM

Data in this report are provisional and subject to change.

The table below includes the cities and counties of residence for cases in Florida residents based on the patient's ZIP Code. Note that city is not always received as part of the initial notification and may be missing while the case is being investigated.

City and county	Cases
Lakeland, Unknown	2
Lady Lake, Marion	2
Orlo Vista, Orange	2
Fort Lauderdale, Alachua	2
Doral, Unknown	2
Cross City, Taylor	2
Carl Fisher, Dade	2
Boca Raton, Broward	2
Brooklyn, Broward	2
Venice, Dade	2
University Of Central Fl, Seminole	2
Union, Manatee	2
Sand Lake, Orange	2
Port St. Lucie, St. Lucie	2
Windermere, Hillsborough	2
Winter Park, Volusia	2
Winter Springs, Orange	2
Alford, Washington	2
Altamonte Springs, Orange	2
Eatonville, Polk	2
Miramar, Unknown	2
Missing, Bay	2
Long Beach, Orange	2
Miami Beach, Unknown	2
Miami, Martin	2
New Port Richey, Hillsborough	2
Orlando, Escambia	2
Okeechobee, Highlands	2
High Springs, Columbia	2
Labelle, Collier	2
Lauderhill, Unknown	2
Jena, Taylor	2
Longwood, Unknown	2
Seguin, Unknown	2
Sunrise, Unknown	2
Tampa, Broward	2
Port Canaveral, Brevard	2
Plantation Key, Monroe	2
Orlando, St. Lucie	2
Oakland Park, Unknown	2
Weirsdale, Lake	2
Marysville, Dade	2
Green Cove Springs, Duval	2
Island Grove, Alachua	2
Claysville, Hernando	2
Cibolo, Orange	2
Cross Key, Monroe	2
Crescent Beach, Sarasota	2
Dade City, Unknown	2
Defuniak Springs, Okaloosa	2
El Dorado, Palm Beach	1
Dalecity, Okaloosa	1
Deerfield Beach, Polk	1
Crestview, Broward	1
Crystal River, Marion	1
Gainesville, Levy	1
Glen Cove, Unknown	1
Glen Saint Mary, Duval	1
Fellsmere, Brevard	1

# COVID-19: characteristics of 29,754 Florida resident cases

Data through Jan 21, 2021 verified as of Jan 22, 2021 at 10:25 AM

Data in this report are provisional and subject to change.

The table below includes the cities and counties of residence for cases in Florida residents based on the patient's ZIP Code. Note that city is not always received as part of the initial notification and may be missing while the case is being investigated.

City and county	Cases
Fleming Island, Duval	1
Florida City, Unknown	1
Cantonment, Santa Rosa	1
Clearwater, Leon	1
Bradenton, Lee	1
Canton, Duval	1
Callahan, Duval	1
Bogota, Unknown	1
Atlanta, Walton	1
Attalla, Broward	1
Auburn, Palm Beach	1
Autaugaville, Broward	1
Apopka, Volusia	1
Alachua, Suwannee	1
Alafaya, Broward	1
Alafaya, Pinellas	1
Jacksonville, Baker	1
Jacksonville, Marion	1
Irmo, Unknown	1
Key West, Palm Beach	1
Kilgore, Dade	1
Jupiter Inlet, Palm Beach	1
Jzx, Unknown	1
Land O Lakes, Unknown	1
Landolakes, Unknown	1
Lawton, Okaloosa	1
Lima, Manatee	1
Lima, Volusia	1
Maccleddy, Dixie	1
Madison, Jefferson	1
Maitland, Collier	1
Greensboro, Leon	1
Hampton, Alachua	1
Metter, Manatee	1
Lake Forest, Collier	1
Miamiardens, Unknown	1
Miamksaohes, Dade	1
Monument, Broward	1
Miami Dade, Unknown	1
Mokena, Lee	1
Morrisville, Palm Beach	1
North Brunswick, St. Lucie	1
North Lauderdale, Unknown	1
West Miami, Unknown	1
Whippany, Volusia	1
Vernon, Walton	1
Venezuela, Unknown	1
Windermere, Alachua	1
Winfield, Hillsborough	1
Winter Garden, Unknown	1
Winter Park, Brevard	1
Xifamk, Dade	1
Ocala, Duval	1
Orem, Dade	1
Orlando, Citrus	1
Orlando, Collier	1
Orlando, Gadsden	1
Orlando, Hernando	1
Okeechobi, Unknown	1

# COVID-19: characteristics of 29,754 Florida resident cases

Data through Jan 21, 2021 verified as of Jan 22, 2021 at 10:25 AM

Data in this report are provisional and subject to change.

The table below includes the cities and counties of residence for cases in Florida residents based on the patient's ZIP Code. Note that city is not always received as part of the initial notification and may be missing while the case is being investigated.

City and county	Cases
North Porte, Unknown	1
Notrealville, Polk	1
Orlando, Walton	1
Oviedo, Lake	1
Orlando, St. Johns	1
Panomo City, Bay	1
Plantation, Leon	1
Pensacola, Dade	1
Pooler, Broward	1
Twentynine Palms, Broward	1
Surprise, Unknown	1
Syracuse, Unknown	1
Sarasota, Unknown	1
St Cloud, Orange	1
San Marcos, Unknown	1
Rye, Palm Beach	1
Saint Petersburg, Bay	1
Ridgewood, Lee	1
Roayl Palm Beach, Palm Beach	1
Roseville, Broward	1
Port St. Lucie, Unknown	1
Putnam, Putnam	1
Littleton, St. Johns	1
Marathon Shores, Monroe	1
Marco Island, Lee	1
Marianna, Leon	1
Marianna, Washington	1
Mary Esther, Hillsborough	1
Lake Worth, Unknown	1
Lecanto, Palm Beach	1
Indianapolis, Lee	1
Lake Como, Nassau	1
Lake In The Hills, Broward	1
Jupiter, Pinellas	1
Kansas City, Palm Beach	1
Oviedo, Orange	1
Pace, Escambia	1
Painted Post, Pasco	1
Palatka, Marion	1
Newaygo, Charlotte	1
North Port, Charlotte	1
Milford, Bay	1
Los Angeles, Orange	1
Maitland, Palm Beach	1
Mattoon, Lee	1
Na, Dade	1
Naples, Leon	1
Naples, Unknown	1
Delray Beach, Broward	1
Crescent City, Marion	1
Crestview, Unknown	1
Fort Pierce, Brevard	1
Fort Worth, Broward	1
Franklin, Orange	1
Gainesville, Santa Rosa	1
Hiahlih, Unknown	1
Gwynn Oak, Polk	1
Addison, Pasco	1
Apopka, Citrus	1

# COVID-19: characteristics of 29,754 Florida resident cases

Data through Jan 21, 2021 verified as of Jan 22, 2021 at 10:25 AM

Data in this report are provisional and subject to change.

The table below includes the cities and counties of residence for cases in Florida residents based on the patient's ZIP Code. Note that city is not always received as part of the initial notification and may be missing while the case is being investigated.

City and county	Cases
Apopka, Hillsborough	1
Arabi, Orange	1
At Large, Broward	1
Austin, Dade	1
Big Torch Key, Monroe	1
Black, Holmes	1
Boca Raton, Lee	1
Bonifay, Unknown	1
Bonnie, Dade	1
Bonnie, St. Johns	1
Apo, Collier	1
Brownsville, Escambia	1
Boys Ranch, Suwannee	1
Coal City, Pasco	1
Commerce Township, Manatee	1
Crawfordville, Alachua	1
Celebration, Orange	1
Chicago, Broward	1
Winter Springs, Polk	1
Youngstown, Washington	1
Winnetka, Dade	1
Winter Garden, Osceola	1
Winter Park, Duval	1
Winter Park, Palm Beach	1
Roswell, Bay	1
Ruskin, Dade	1
Ruskin, Manatee	1
Scottsdale, Brevard	1
Saint Petersburg, Duval	1
Saint Petersburg, Manatee	1
Pompano Beach, Dade	1
Pompano Beach, Osceola	1
Port Saint Lucie, Marion	1
Port St Luice, Unknown	1
Port Charlotte, Lee	1
Pembroke Pines, Unknown	1
Pensacola Naval Hospital, Escambia	1
Tavares, Unknown	1
Temple, Palm Beach	1
St Petersburg, Orange	1
Stiamk, Dade	1
Sun City Center, Lee	1
Surfside Beach, Orange	1
Wabasha, Clay	1
Unknown, Duval	1
Upland, Manatee	1
West Hollywood, Broward	1
Waverly, Duval	1
Weston, Unknown	1
Wildwood, Lee	1
West Palm Beach, Unknown	1
Brooklyn, Dade	1
Brooklyn, Lee	1
Caracas, Dade	1
Boston, Broward	1
Apopka, Clay	1
Asheville, Highlands	1
Astoria, Broward	1
Bartow, Hardee	1

# COVID-19: characteristics of 29,754 Florida resident cases

Data through Jan 21, 2021 verified as of Jan 22, 2021 at 10:25 AM

Data in this report are provisional and subject to change.

The table below includes the cities and counties of residence for cases in Florida residents based on the patient's ZIP Code. Note that city is not always received as part of the initial notification and may be missing while the case is being investigated.

City and county	Cases
Bay Harbor Islands, Unknown	1
Bel Air, Collier	1
Alachua, Duval	1
Alpharetta, Broward	1
Carmel, Orange	1
Cedar Springs, Hernando	1
Chicago, Unknown	1
Coconut Ck, Unknown	1
Dallas, Hernando	1
Deltona, Seminole	1
Dearborn, Broward	1
Deer Park, Dade	1
Deerfield Beach, Unknown	1
Deland, Seminole	1
Downingtown, Hillsborough	1
Dpo, Santa Rosa	1
Fisher Island, Unknown	1
Fort Lauderdale, Leon	1
Fort Pierce, Palm Beach	1
Fort White, Clay	1
Garden City, Alachua	1
Gaylord, Orange	1
Gotcha, Orange	1
Greensburg, Palm Beach	1
Helen, Bay	1
Hallandale, Unknown	1
Hoclywsod, Dade	1
Hernando, Marion	1
Hialeah, Collier	1
Homeless, Hillsborough	1
Homeless, Monroe	1
Homeless, Pinellas	1
New Middletown, Hillsborough	1
Newberry, Marion	1
North Palm Beach, Orange	1
Northport, Sarasota	1
Oakland, Lee	1
Milford, Lee	1
Micanopy, Marion	1
Missing, Okeechobee	1
Monroe Township, Palm Beach	1
Moore Haven, Okeechobee	1
Morrisville, Unknown	1
Longwood, Volusia	1
Mckinney, Broward	1
Miamc, Dade	1
Lake Butler, Alachua	1
Kingsland, Nassau	1
Knoxville, Bay	1
Las Vegas, Palm Beach	1
Ldhl, Broward	1
Little Neck, Lee	1
Indian Rocks Beach, Duval	1
Key West, Duval	1
Keys West, Unknown	1
Inwood, Broward	1
Irvine, Marion	1
Istachatta, Hernando	1
Jefferson, Dade	1

# COVID-19: characteristics of 29,754 Florida resident cases

Data through Jan 21, 2021 verified as of Jan 22, 2021 at 10:25 AM

Data in this report are provisional and subject to change.

The table below includes the cities and counties of residence for cases in Florida residents based on the patient's ZIP Code. Note that city is not always received as part of the initial notification and may be missing while the case is being investigated.

City and county	Cases
Jonesboro, Leon	1
Jupiter, Dade	1
Jupiter, St. Lucie	1
Kenilworth, Leon	1
Prattville, Hillsborough	1
Prestonsburg, Bay	1
Quincy, Jackson	1
Rapid City, Broward	1
Red Bay, Holmes	1
Russellville, Bay	1
Saint Cloud, Palm Beach	1
San Antonio, Orange	1
Saint Joseph, Volusia	1
Piasa, Putnam	1
Palmetto Bay, Palm Beach	1
Other, Dade	1
Palmetto, Pasco	1
Pass-A-Grille Beach, Pinellas	1
Pembroke Lakes, Broward	1
Waipahu, Santa Rosa	1
Ward, Polk	1
Wellborn, Columbia	1
Sunbright, Palm Beach	1
Winter Garden, Duval	1
Woodbine, Nassau	1
West Apim Beach, Palm Beach	1
West Yarmouth, St. Lucie	1
Venetian Islands, Dade	1
Suitland, Volusia	1
Shirley, Flagler	1
Seminole, Leon	1
Syracuse, Polk	1
Tallahassee, Dade	1
Tamarac, Dade	1
Tampa, Unknown	1
Tavares, Orange	1
Topsham, Manatee	1
Town Of Nocatee, St. Johns	1
Unkn, Duval	1
Yulee, St. Johns	1
Alva, Escambia	1
Arcadia, Highlands	1
Baker, Santa Rosa	1
Armstrong, St. Johns	1
Atl, Brevard	1
Belleville, Palm Beach	1
Belmont, Santa Rosa	1
Blountstown, Broward	1
Bronson, Alachua	1
Brooker, Alachua	1
Brandon, Pinellas	1
Bonita, Lee	1
Bocaraten, Palm Beach	1
Cincinnati, Dade	1
Champions Gate, Osceola	1
Dfafs, Okaloosa	1
Davie, Unknown	1
Dayton, Orange	1
Gainesville, Okaloosa	1

# COVID-19: characteristics of 29,754 Florida resident cases

Data through Jan 21, 2021 verified as of Jan 22, 2021 at 10:25 AM

Data in this report are provisional and subject to change.

The table below includes the cities and counties of residence for cases in Florida residents based on the patient's ZIP Code. Note that city is not always received as part of the initial notification and may be missing while the case is being investigated.

City and county	Cases
Floral, Okaloosa	1
Edgewood, Broward	1
Elkton, Putnam	1
Middletown, Osceola	1
Mayaguez, Dade	1
Murrieta, Seminole	1
Missing, Osceola	1
Monroe, Hillsborough	1
Paducah, Manatee	1
Orlando, Jackson	1
North Laud, Unknown	1
Ocoee, Unknown	1
Oldsra, Manatee	1
Interlachen, Duval	1
Hoosick Falls, Broward	1
Gibsonton, Unknown	1
Greenbrier, Bay	1
Hialeahgardens, Dade	1
Hiram, Leon	1
Longwood, Broward	1
Lucedale, St. Lucie	1
Macclenny, Duval	1
Mantua, Broward	1
Kure Beach, Monroe	1
Lakeland, Palm Beach	1
Windermere, Volusia	1
Wtixrat, Dade	1
Westlake Village, Unknown	1
Whites Creek, Leon	1
Watersound, Bay	1
University Of Central Florida, Lee	1
Ventura, Orange	1
Toms River, Lee	1
Tourist, Dade	1
Stuart, Palm Beach	1
Trenton, Dixie	1
Unknown, Unknown	1
Unk, Duval	1
Unknown Out Of Area, St. Lucie	1
Pensacola, Sumter	1
Perth Amboy, Hillsborough	1
Port Orange, Brevard	1
Powell, Lee	1
Puerto Rico, Unknown	1
Randolph, Orange	1
Saint Lucie Village, St. Lucie	1
Saint Augustine, Flagler	1
Seminole, Lee	1
Saint Petersburg, Charlotte	1
Sunrtise, Dade	1
Tallahassee, Gadsden	1
Tallahassee, Madison	1
Felda, Palm Beach	1
Flagler Beach, Volusia	1
Flora, Lee	1
Export, Palm Beach	1
Fdsf, Unknown	1
Hialeah, Orange	1
Hilliard, Dade	1

# COVID-19: characteristics of 29,754 Florida resident cases

Data through Jan 21, 2021 verified as of Jan 22, 2021 at 10:25 AM

Data in this report are provisional and subject to change.

The table below includes the cities and counties of residence for cases in Florida residents based on the patient's ZIP Code. Note that city is not always received as part of the initial notification and may be missing while the case is being investigated.

City and county	Cases
Hollywood, Leon	1
Holt, Unknown	1
Homestead, Monroe	1
Humble, Broward	1
Havanna, Gadsden	1
Green, Clay	1
Greensburg, Orange	1
Greenville, Monroe	1
Gulf Shores, Escambia	1
Fruitland Park, Sumter	1
Fwb, Unknown	1
Gainesville, Marion	1
Gastonia, Polk	1
Geneva, Orange	1
Clermont, Unknown	1
Duke Field Air Force Station, Okaloosa	1
Columbia, Orange	1
Coral Gables, Unknown	1
Coral Springs, Unknown	1
Cornelius, Leon	1
Crestview, Dade	1
Dade City, Polk	1
Dania, Unknown	1
Darien, Pasco	1
Aspen, Palm Beach	1
Atlanta, Broward	1
Aurburndale, Polk	1
Aventura, Unknown	1
Azalea Park, Sarasota	1
Bartow, Unknown	1
Boca Roton, Unknown	1
Bryn Mawr, Collier	1
Apalachicola, Leon	1
Naugatuck, Lee	1
Myakka, Duval	1
North Little Rock, Palm Beach	1
New Vernon, Sarasota	1
New York, Broward	1
Missing, Columbia	1
Orlando, Highlands	1
Ocoee, Broward	1
Ocoee, Polk	1
Opa Locka, Unknown	1
Olando, Orange	1
Los Angeles, Polk	1
Lakewood, Unknown	1
Jan Phyl Village, Polk	1
Knoxville, Duval	1
Maitland, Unknown	1
Middleburg, Unknown	1
Minneapolis, Broward	1
Missing, Brevard	1
Melbourne, Orange	1
Miami Beach, Palm Beach	1
Miami Granders, Dade	1
South Otselic, Dade	1
Saint Petersburg, Dade	1
San Juan, Osceola	1
San Pedro Sula, Dade	1

# COVID-19: characteristics of 29,754 Florida resident cases

Data through Jan 21, 2021 verified as of Jan 22, 2021 at 10:25 AM

Data in this report are provisional and subject to change.

The table below includes the cities and counties of residence for cases in Florida residents based on the patient's ZIP Code. Note that city is not always received as part of the initial notification and may be missing while the case is being investigated.

City and county	Cases
Sandy, Duval	1
Richmond Heights, Dade	1
Riverview, Pinellas	1
Rochester, Lee	1
Rosemary Beach, Bay	1
Saint Cloud, Orange	1
Port Charlotte Fl, Unknown	1
Ponce, Orange	1
Plant City, Pinellas	1
Plantation, Unknown	1
Plant City, Hendry	1
Sumter Ville, Unknown	1
Tampa, Jackson	1
Tampa, Lee	1
Tinley Park, Lee	1
University Of Central Fl, Dade	1
Springhill, Unknown	1
Telluride, Lee	1
Windermere, Polk	1
Winter Park, Lake	1
Wayne, Dade	1
West Simsbury, Collier	1
Village Of Palm Springs, Palm Beach	1
Webster, Pasco	1
Westerville, Hillsborough	1
Winston Salem, Unknown	1
Winter Garden, Hillsborough	1
Wilbur By The Sea, Volusia	1
Willowbrook, Lee	1
Woodland Hills, Brevard	1
Yulee, Duval	1
University Of Central Florida, Hillsborough	1
University Of Central Fl, Pasco	1
Union City, Bradford	1
Tampa, Manatee	1
Tangerine, Lake	1
Sanford, Palm Beach	1
Pompano Beach, Alachua	1
Republic, Monroe	1
Ridgewood, Broward	1
Riverview, Manatee	1
Roseland, Palm Beach	1
Steinhatchee, Alachua	1
Saint Teresa, Wakulla	1
San Diego, Unknown	1
Russellville, Hillsborough	1
Saint Augustine, Okaloosa	1
Oviedo, Leon	1
Palm City, Unknown	1
Porter Ranch, Dade	1
Raiford, Bradford	1
Ponte Vedra Beach, Orange	1
Port Saint Lucie, Broward	1
Port Saint Lucie, Indian River	1
N/A, Duval	1
Naples, Alachua	1
Old Town, Gilchrist	1
Ocala, Unknown	1
Opa Locka, Polk	1

# COVID-19: characteristics of 29,754 Florida resident cases

Data through Jan 21, 2021 verified as of Jan 22, 2021 at 10:25 AM

Data in this report are provisional and subject to change.

The table below includes the cities and counties of residence for cases in Florida residents based on the patient's ZIP Code. Note that city is not always received as part of the initial notification and may be missing while the case is being investigated.

City and county	Cases
Orem, Sarasota	1
Orem, Unknown	1
Bryn Mawr, Palm Beach	1
Camden Wyoming, Duval	1
Bear Grass, Palm Beach	1
Chipley, Holmes	1
Chattanooga, Dade	1
Altamonte, Orange	1
Alva, Collier	1
333, Unknown	1
Allentown, Putnam	1
Amelia Village, Nassau	1
Apple Creek, Citrus	1
Barefoot Beach, Lee	1
Azalea Park, Osceola	1
Aventura, Osceola	1
Fort Denaud, Glades	1
Fortlauderdale, Unknown	1
Ft Pierce, Unknown	1
Garland, Orange	1
Everett, Dade	1
FI State Lot, Leon	1
El Paso, Unknown	1
Colorado Springs, Unknown	1
Conifer, Lee	1
Eatonville, Seminole	1
Destin, Unknown	1
Diamond, Highlands	1
Mary Esther, Escambia	1
Middleburg, Duval	1
Midland, Osceola	1
Miami Garden, Unknown	1
Miami, Charlotte	1
Miami, Monroe	1
Miamii, Dade	1
Miamt, Dade	1
Lehigh Cares, Lee	1
Live Oak, Columbia	1
Loganville, Orange	1
Longwood, Orange	1
Lauderdale Hill, Unknown	1
Jeffersonville, Broward	1
Lake Mary, Lake	1
Knoxville, Escambia	1
Hickory, Lee	1
Homeless, Dade	1
Homer, Escambia	1
Hallandate Ben, Unknown	1
Foley, Escambia	1
Deland, St. Lucie	1
Deltona, Orange	1
Fort Myers-, Lee	1
Fort Pierce, Unknown	1
Harrison, Pinellas	1
Granada Hills, Broward	1
Hailandale, Unknown	1
Homeless, Polk	1
Homosassa, Hernando	1
Conway, Leon	1

# COVID-19: characteristics of 29,754 Florida resident cases

Data through Jan 21, 2021 verified as of Jan 22, 2021 at 10:25 AM

Data in this report are provisional and subject to change.

The table below includes the cities and counties of residence for cases in Florida residents based on the patient's ZIP Code. Note that city is not always received as part of the initial notification and may be missing while the case is being investigated.

City and county	Cases
Clermont, Volusia	1
Clewiston, Glades	1
Cypress, Leon	1
Davenport, Orange	1
Cartersville, Unknown	1
Altoona, Marion	1
Anaheim, Unknown	1
Athens, Duval	1
Bogota, Orange	1
Bradington, Manatee	1
Bronx, Palm Beach	1
Middlesburg, Duval	1
Miami Lakes, Unknown	1
Miami, Hillsborough	1
Macdill Air Force Base, Hillsborough	1
Marshall, Dade	1
New Orleans, Palm Beach	1
Newark, Broward	1
Newburgh, Bay	1
Navarre, Dade	1
Louisville, Manatee	1
Los Angeles Ca, Unknown	1
Lewisburg, Pasco	1
Littleton, Dade	1
Lake City, Hamilton	1
La Grange, Dade	1
Jerusalem, St. Johns	1
Saint Petersburg, St. Lucie	1
Saxis, Lee	1
Sebring, Lee	1
Saint Johns, Unknown	1
Rye, Duval	1
Rex, Duval	1
Sun City Center, Hardee	1
Spring Hill , Hernando	1
Starke, Clay	1
Stone Mountain, Palm Beach	1
Tulsa, Orange	1
Tiffin, Highlands	1
Tallahassee, Duval	1
Tamarac , Broward	1
Tampa, Palm Beach	1
Tavares, Marion	1
Parker, Dade	1
Peoria, Unknown	1
Palm Coast, Polk	1
Pacifica, Dade	1
Port Everglades, Broward	1
Plantation, Orange	1
Oviedo, Brevard	1
Orlando, Sarasota	1
Orlando, Columbia	1
Orlando, Indian River	1
Orem, Broward	1
Oooooo, Unknown	1
Ocoee, Osceola	1
Okeechobee, Broward	1
North Pole, Seminole	1
North Port, Lee	1

# COVID-19: characteristics of 29,754 Florida resident cases

Data through Jan 21, 2021 verified as of Jan 22, 2021 at 10:25 AM

Data in this report are provisional and subject to change.

The table below includes the cities and counties of residence for cases in Florida residents based on the patient's ZIP Code. Note that city is not always received as part of the initial notification and may be missing while the case is being investigated.

City and county	Cases
Winter Garden, Broward	1
Vernon, Unknown	1
Winter Park, Broward	1
Winter Park, Indian River	1
Winter Park, Lee	1
Zolfo Springs, Polk	1
Winter Park, St. Johns	1
Winter Garden, Pinellas	1
Washington, Unknown	1
Wekiva Springs, Seminole	1
Winder Garden, Orange	1
Windermere, Leon	1
Windermere, Osceola	1
West Villages, Sarasota	1
Westbrook, Dade	1
Wichita, Volusia	1
Fanning Springs, Levy	1
Estero, Collier	1
Deland, Polk	1
Cumberland, Palm Beach	1
Dade City, Hillsborough	1
Dallas, Lee	1
De Leon Springs, Putnam	1
Clear Brook, Lee	1
Crestview, Holmes	1
Columbus, Brevard	1
Cookeville, Seminole	1
Buffalo, Palm Beach	1
Bryant, Alachua	1
Carol Stream, Orange	1
Charlotte, Pasco	1
Apopka, Flagler	1
99, Unknown	1
Alanson, Bay	1
Aollywoss, Dade	1
Boca Raton, Unknown	1
Bohealia, Lee	1
Blowing Rock, Polk	1
Gilmer, Dade	1
Haverford, Hillsborough	1
Herrin, Orange	1
Jamaica, Broward	1
Lawrence Township, Palm Beach	1
Las Vegas, Orange	1
Lake Placid, Alachua	1
Lander, Citrus	1
Kingsland, Duval	1
Kissimmee, Brevard	1
Marshall, Palm Beach	1
New Richmond, Volusia	1
Oakland, Leon	1
Okeechobee, St. Lucie	1
North Canton, Palm Beach	1
Lemoyne, Manatee	1
Magnolia Square, Osceola	1
Maitland, Alachua	1
Melrose, Alachua	1
Miamf, Dade	1
Miami G, Dade	1

# COVID-19: characteristics of 29,754 Florida resident cases

Data through Jan 21, 2021 verified as of Jan 22, 2021 at 10:25 AM

Data in this report are provisional and subject to change.

The table below includes the cities and counties of residence for cases in Florida residents based on the patient's ZIP Code. Note that city is not always received as part of the initial notification and may be missing while the case is being investigated.

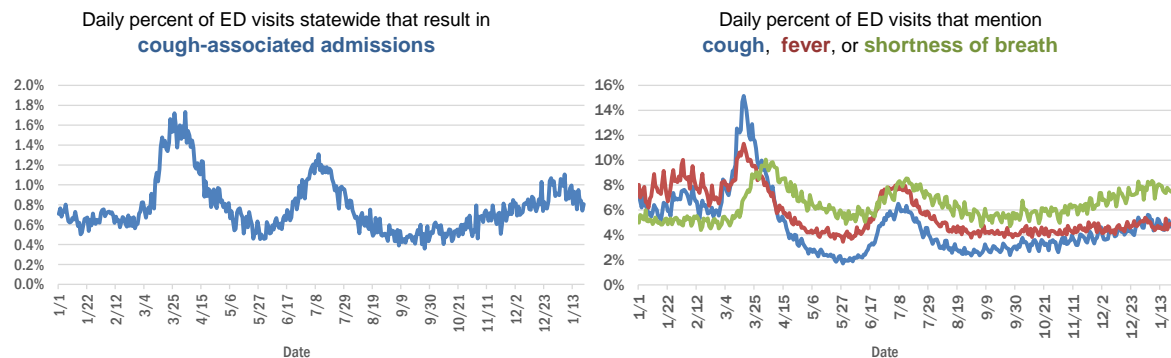
City and county	Cases
Miami Shores, Broward	1
Miami, Collier	1
Marianna, Calhoun	1
Winter Park, Osceola	1
Wood River, Polk	1
Worcester, Palm Beach	1
Opalocka, Dade	1
Orlando, Union	1
Oviedo, Seminole	1
Oxford, Palm Beach	1
Palm Coast, Duval	1
Perry, Leon	1
Palm Springs North, Dade	1
Shannon, Collier	1
Soldotna, Broward	1
Saint Cloud, Lee	1
Saint Johns, Orange	1
San Antonio, Sarasota	1
San Antonio, Unknown	1
Sanford, Volusia	1
Provincetown, Collier	1
Rio Dell, Volusia	1
Tewksbury, Orange	1
Tangerine, Seminole	1
South Burlington, Orange	1
Steinhatchee, Madison	1
Weston, Dade	1
Wheaton, Lee	1
Winter Park, Alachua	1
Wesley Chapel, Alachua	1
Virginia Beach, Hernando	1
Waco, Broward	1
University Of Central Florida, Monroe	1
Toms River, Dade	1
<b>Total</b>	<b>1,597,849</b>

# COVID-19: additional surveillance information

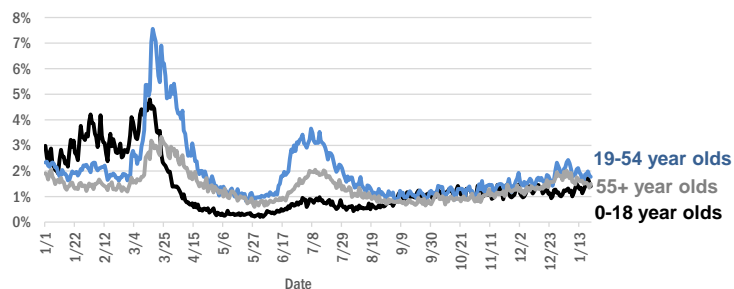
Data through Jan 21, 2021 verified as of Jan 22, 2021 at 10:25 AM

Data in this report are provisional and subject to change.

## Statewide emergency department (ED) chief complaint and admission data



## Daily percent of ED visits statewide that mention cough by age group



The Electronic Surveillance System for the Early Notification of Community-Based Epidemics (ESSENCE-FL) includes chief complaint data from 211 of 211 Florida EDs. Data are transmitted electronically to ESSENCE-FL daily or hourly.

# COVID-19: testing by laboratory

Data through Jan 21, 2021 verified as of Jan 22, 2021 at 10:25 AM

Data in this report are provisional and subject to change.

The numbers in the table below represent the number of Florida and non-Florida residents for whom test results were received by the Department of Health. A person can be tested by more than one laboratory and can have both positive and negative results. **Therefore, the sum of the numbers in each column will be larger than the total number of people tested.**

Reporting lab	Inconclusive	Negative	Positive	Percent positive	Total
LABORATORY CORPORATION OF AMERICA	2,324	1,442,464	195,450	12%	1,640,238
QUEST DIAGNOSTICS	10,678	1,255,892	184,825	13%	1,451,395
CURATIVE LABS	11,694	1,201,081	176,814	13%	1,389,589
BIO REFERENCE LABORATORIES, INC	7,393	843,349	160,793	16%	1,011,535
HELIX	5,959	454,363	79,488	15%	539,810
GENETWORK	661	390,606	32,942	8%	424,209
REALTOX LABS LLC	3,915	352,633	56,354	14%	412,902
CDR MAGUIRE - HEALTH CARE CENTER		338,628	51,520	13%	390,148
RCA LABORATORY SERVICES, LLC		293,512	29,889	9%	323,401
NOMI_HEALTH	1,427	257,036	38,801	13%	297,264
EAST FLORIDA STATE COLLEGE - BREVARD		212,889	26,986	11%	239,875
IMPACT HEALTH BIOMETRIC TESTING, INC	1,002	192,474	21,913	10%	215,389
REAL DIAGNOSTICS	1,302	178,496	24,673	12%	204,471
NOMI HEALTH LAB SERVICES		172,665	19,651	10%	192,316
BPHL-JACKSONVILLE	18	142,563	25,638	15%	168,219
MAKO GENOMICS	6,774	126,911	22,677	15%	156,362
ELABNETWORK	1,058	135,486	11,503	8%	148,047
ADVENTHEALTH LAB	99	128,946	16,333	11%	145,378
MAYO CLINIC LABORATORIES	316	124,201	15,873	11%	140,390
FULGENT DIAGNOSTICS LABORATORY	2,340	114,295	12,409	10%	129,044
NORTHWEST LABORATORY	246	121,036	6,471	5%	127,753
BAYCARE LABORATORIES LLC	529	114,937	10,448	8%	125,914
BPHL-MIAMI	225	102,923	17,531	15%	120,679
PWNHEALTH	546	104,717	14,265	12%	119,528
MEMORIAL REGIONAL HOSPITAL SOUTH	23	98,708	20,299	17%	119,030
ASCENSION SACRED HEART HOSPITAL - PENSACOLA	2	100,977	15,768	14%	116,747
ADVENT HEALTH LAB	112	101,260	13,957	12%	115,329
MEDICAL DIAGNOSTIC LABORATORIES	973	98,469	14,204	12%	113,646
BIOCOLLECTIONS WORLDWIDE, INC	690	99,783	12,642	11%	113,115
ORLANDO HEALTH SYSTEM	651	97,984	10,219	9%	108,854
KORVALABS, INC	1,285	91,274	4,685	5%	97,244
UF HEALTH MEDICAL LAB	33	87,066	7,708	8%	94,807
BPHL-TAMPA (SPECTRUM BLVD)	45	76,677	14,463	16%	91,185
AKESOGEN		74,245	13,936	16%	88,181
TAMPA GENERAL HOSPITAL	4	80,187	7,620	9%	87,811
TESTING MATTERS INC	288	74,878	11,934	14%	87,100
SUNPATH MEDICAL DIAGNOSTICS LABORATORY	758	74,241	11,455	13%	86,454
DIATHERIX LABORATORIES		74,006	11,234	13%	85,240
REAL DIAGNOSTICS	496	67,524	10,585	13%	78,605
BAPTIST HEALTH SOUTH FLORIDA	305	65,236	10,494	14%	76,035
ASCENSION ST VINCENT'S - RIVERSIDE	1	60,010	8,801	13%	68,812
JACKSON MEMORIAL HOSPITAL CLINICAL LAB	79	53,441	10,033	16%	63,553
LAKELAND REGIONAL MEDICAL CENTER	129	54,239	7,220	12%	61,588
SOUTH MIAMI HOSPITAL LAB	299	51,771	7,665	13%	59,735
UF HEALTH SHANDS HOSPITAL	380	52,873	3,899	7%	57,152
AIT LABORATORIES		47,383	5,808	11%	53,191

# COVID-19: testing by laboratory

Data through Jan 21, 2021 verified as of Jan 22, 2021 at 10:25 AM

Data in this report are provisional and subject to change.

The numbers in the table below represent the number of Florida and non-Florida residents for whom test results were received by the Department of Health. A person can be tested by more than one laboratory and can have both positive and negative results. **Therefore, the sum of the numbers in each column will be larger than the total number of people tested.**

Reporting lab	Inconclusive	Negative	Positive	Percent positive	Total
AEGIS SCIENCES CORPORATION	376	44,397	8,386	16%	53,159
ARUP LABORATORIES	16	50,024	2,916	6%	52,956
AMERICAN HEALTH ASSOCIATES	9	46,979	3,572	7%	50,560
INGENIOUS PERSONALIZED MEDICINE	156	38,993	8,176	17%	47,325
APPLIED INGENUITY DIAGNOSTICS LLC		44,127	1,994	4%	46,121
VIRACOR EUROFINS		35,255	9,773	22%	45,028
TALLAHASSEE MEMORIAL HOSPITAL	217	38,657	4,841	11%	43,715
BAPTIST HEALTH - JACKSONVILLE	4	40,245	3,285	8%	43,534
GENESIS REFERENCE LABORATORIES		34,939	4,097	10%	39,036
SARASOTA MEMORIAL HOSPITAL MAIN LAB	12	33,935	3,135	8%	37,082
ORANGE COUNTY CONVENTION CENTER		33,330	3,673	10%	37,003
MILLENNIUM PHYSICIAN GROUP	17	30,339	5,777	16%	36,133
BROWARD GENERAL MEDICAL CENTER-CLINICAL LAB	2	32,651	3,475	10%	36,128
MIAMI DADE COUNTY		32,093	3,528	10%	35,621
CB SMITH PARK		30,945	4,514	13%	35,459
LEE HEALTH - CAPE CORAL HOSPITAL	3	30,188	5,074	14%	35,265
FLORIDA HOSPITAL - TAMPA	37	31,257	2,792	8%	34,086
NICKLAUS CHILDREN'S HOSPITAL	61	29,581	4,421	13%	34,063
WALGREENS	32	28,605	5,280	16%	33,917
UNIVERSITY OF MIAMI HOSPITAL	32	30,570	3,249	10%	33,851
UF HEALTH JACKSONVILLE	47	28,985	3,399	10%	32,431
ECCO LAB GROUP CO	459	26,690	4,342	14%	31,491
ADVENTIST HEALTH SYSTEMS SUNBELT INC DBA		27,607	2,958	10%	30,565
DWIC OF TAMPA BAY INC		26,134	2,839	10%	28,973
NORTH FLORIDA REGIONAL MEDICAL CENTER		23,979	2,982	11%	26,961
ST JOSEPHS HOSPITAL LABORATORY	23	23,239	3,112	12%	26,374
JUPITER MEDICAL CENTER LAB	71	23,864	2,281	9%	26,216
MOUNT SINAI MEDICAL CENTER	9	23,593	2,571	10%	26,173
BRANDON REGIONAL HOSPITAL		22,805	3,108	12%	25,913
PALMETTO GENERAL HOSPITAL LAB	3	19,779	4,156	17%	23,938
JFK MEDICAL CENTER LAB	1	20,899	2,742	12%	23,642
ACCESS DX LABORATORY	210	20,577	2,027	9%	22,814
STATLAB_MOBILE	1	19,887	2,004	9%	21,892
STS LAB 2 LLC	6	20,644	1,073	5%	21,723
INTEGRATED REGIONAL LABORATORIES LLP	1	18,541	3,082	14%	21,624
WATSON CLINIC LLP		17,230	4,024	19%	21,254
NAPLES COMMUNITY HOSPITAL	67	18,732	1,937	9%	20,736
AVENTUS BIO LABS	16	17,943	2,648	13%	20,607
ADVENT HEALTH - DAYTONA BEACH	32	18,890	1,578	8%	20,500
PANCARE OF FLORIDA INC		18,176	2,139	11%	20,315
HOLY CROSS HOSPITAL CLINICAL LAB	1	18,645	1,646	8%	20,292
LAB DIAGNOSTICS LLC	383	14,495	5,251	26%	20,129
HEALTHLINK DIAGNOSTIC LABORATORIES	259	17,753	2,035	10%	20,047
MORTON PLANT HOSPITAL-ADLER INSTITUTE	26	17,848	2,103	11%	19,977

# COVID-19: testing by laboratory

Data through Jan 21, 2021 verified as of Jan 22, 2021 at 10:25 AM

Data in this report are provisional and subject to change.

The numbers in the table below represent the number of Florida and non-Florida residents for whom test results were received by the Department of Health. A person can be tested by more than one laboratory and can have both positive and negative results. **Therefore, the sum of the numbers in each column will be larger than the total number of people tested.**

Reporting lab	Inconclusive	Negative	Positive	Percent positive	Total
MEDFAST URGENT CARE CENTERS, LLC	10	17,122	2,730	14%	19,862
EXACT SCIENCES LABORATORIES		17,508	2,221	11%	19,729
INFINITY BIOLOGIX LLC	54	18,476	792	4%	19,322
PATIENTS FIRST LAKE ELLA MEDICAL CENTER PA		16,304	3,017	16%	19,321
DRS CLACK SPENCER WHITE & MCCORMACK PA D/B/A		17,198	1,818	10%	19,016
SAINT MARY'S MEDICAL CENTER	22	16,486	1,945	11%	18,453
NIGHT LITE PEDIATRIC CENTER LLC		16,017	2,019	11%	18,036
GENESIS MEDICAL LABORATORY	204	14,511	2,873	16%	17,588
MINUTECLINIC LLC		14,700	2,868	16%	17,568
HEALTH CENTER AT SINAI RESIDENCES		16,932	506	3%	17,438
BIOCERNA LABS	461	14,582	2,112	12%	17,155
AHALABS		16,027	1,115	7%	17,142
MALABAR MEDICAL WALK IN CLINIC		13,674	2,478	15%	16,152
WELLINGTON REGIONAL MED CTR LAB	6	14,363	1,779	11%	16,148
UNITED CLINICAL LABORATORY LLC	2	14,006	1,980	12%	15,988
LEESBURG REGIONAL MEDICAL CENTER		13,825	1,881	12%	15,706
BAYFRONT HEALTH - ST PETERSBURG	17	13,380	2,151	14%	15,548
OSCEOLA REGIONAL MEDICAL CENTER	1	13,509	1,997	13%	15,507
CLEVELAND CLINIC HOSPITAL LAB	4	13,542	1,901	12%	15,447
HOMESTEAD HOSPITAL CLINICAL LABORATORY	26	12,316	2,637	18%	14,979
MEMORIAL HOSPITAL JACKSONVILLE	8	12,400	2,447	16%	14,855
INDIAN RIVER MEDICAL CENTER LAB		13,669	851	6%	14,520
CLEVELAND CLINIC TRADITION HOSPITAL		12,899	987	7%	13,886
ORANGE PARK MEDICAL CENTER	9	11,447	2,368	17%	13,824
NORTHWEST MEDICAL CENTER	1	12,029	1,695	12%	13,725
VISTA CLINICAL DIAGNOSTICS	412	11,561	1,351	10%	13,324
PRIVA PATH LABS	62	12,469	786	6%	13,317
BETHESDA HOSPITAL EAST		12,097	1,194	9%	13,291
DELRAY MEDICAL CENTER LAB	3	11,889	1,345	10%	13,237
WEST KENDALL BAPTIST HOSPITAL	10	10,661	2,559	19%	13,230
MEMORIAL REGIONAL HOSPITAL CLINICAL LABORATORY	10	12,291	849	6%	13,150
OAK HILL HOSPITAL		11,659	1,471	11%	13,130
LEE HEALTH - LEE MEMORIAL HOSPITAL		9,697	3,326	26%	13,023
INDIAN RIVER PATHOLOGY LLC		11,899	1,108	9%	13,007
ACCESS MEDICAL LABORATORIES	4	6,570	6,313	49%	12,887
LAWNWOOD REGIONAL MEDICAL CENTER	1	11,098	1,760	14%	12,859
BAPTIST HEALTH - SOUTH		11,492	1,009	8%	12,501
BAPTIST HEALTHCARE - BAPTIST HOSPITAL	5	9,803	2,666	21%	12,474
CLARITY LAB SOLUTIONS	72	10,845	1,390	11%	12,307
LARGO MEDICAL CENTER		10,895	1,383	11%	12,278
WINTER HAVEN HOSPITAL CLINICAL LABORATORY	4	10,384	1,862	15%	12,250
LAKE CITY HM		11,147	988	8%	12,135
UHEALTH CORAL GABLES/LENNAR MED CTR	3	11,459	633	5%	12,095
FLORIDA HOSPITAL WATERMAN LABORATORY	70	10,997	858	7%	11,925

# COVID-19: testing by laboratory

Data through Jan 21, 2021 verified as of Jan 22, 2021 at 10:25 AM

Data in this report are provisional and subject to change.

The numbers in the table below represent the number of Florida and non-Florida residents for whom test results were received by the Department of Health. A person can be tested by more than one laboratory and can have both positive and negative results. **Therefore, the sum of the numbers in each column will be larger than the total number of people tested.**

Reporting lab	Inconclusive	Negative	Positive	Percent positive	Total
ST ANTHONY'S HOSPITAL LAB	30	10,452	1,342	11%	11,824
ST MARKS HOSPITAL LABORATORY B	78	10,627	1,002	9%	11,707
BINAXNOW	9	9,003	2,682	23%	11,694
NONA SCIENTIFIC	5	8,715	2,927	25%	11,647
CARDIOPATH	84	10,005	1,506	13%	11,595
WEST FLORIDA HOSPITAL LAB		8,982	2,570	22%	11,552
PWN HEALTH	17	9,429	2,055	18%	11,501
GOOD SAMARITAN MEDICAL CENTER LAB	2	9,925	1,492	13%	11,419
WESTSIDE REGIONAL MED CTR	2	9,741	1,657	15%	11,400
PALMS WEST HOSPITAL LAB	2	9,542	1,623	15%	11,167
MEDICAL CENTER OF TRINITY CLINICAL LABORATORY	2	9,942	1,221	11%	11,165
MERCY HOSPITAL A CAMPUS OF PLANTATION GEN HOSP LAB	1	9,228	1,809	16%	11,038
GULF COAST MEDICAL CENTER MICROLAB		8,536	2,424	22%	10,960
ST JOSEPHS HOSPITAL	18	9,397	1,380	13%	10,795
REGIONAL MEDICAL CENTER BAYONET POINT	2	9,879	862	8%	10,743
THE HEALTHCARE DISTRICT OF PALM BEACH COUNTY	40	9,247	1,302	12%	10,589
THE VILLAGES REGIONAL HOSPITAL		9,511	1,047	10%	10,558
CAPITAL REGIONAL MEDICAL CTR		8,349	2,130	20%	10,479
LARKIN COMMUNITY HOSPITAL	10	9,044	1,404	13%	10,458
LARKIN COMMUNITY HOSPITAL INC DBA CARDIOTROPIC		6,820	3,621	35%	10,441
COAST DIAGNOSTICS LLC	43	9,368	1,017	10%	10,428
CORAL GABLES HOSPITAL CLINICAL LABORATORY		8,596	1,689	16%	10,285
AVENTURA HOSPITAL LAB		8,311	1,945	19%	10,256
HALIFAX MEDICAL CENTER LAB	35	8,698	1,512	15%	10,245
MEASE COUNTRYSIDE LAB	14	9,150	1,057	10%	10,221
GENOVA DIAGNOSTICS LABORATORY	44	9,258	849	8%	10,151
WEST BOCA MEDICAL CENTER LAB		9,319	761	8%	10,080
ADVENTHEALTH CENTRA CARE LAKE BUENA VISTA		9,049	989	10%	10,038
FLORIDA LABORATORY ANALYSIS		8,830	1,193	12%	10,023
BLAKE MEDICAL CENTER		8,683	1,293	13%	9,976
MANATEE MEMORIAL HOSPITAL		9,074	836	8%	9,910
SRQ DRIVE THROUGH		8,944	905	9%	9,849
LEE HEALTH - HEALTH PARK MEDICAL CENTER		8,180	1,664	17%	9,844
PALM BEACH GARDENS MEDICAL CTR LAB		8,806	946	10%	9,752
PATHNOSTICS	37	7,514	2,125	22%	9,676
PALM BEACH BALL PARK		8,605	1,000	10%	9,605
AVECINA	17	8,858	680	7%	9,555
BAPTIST HEALTH SOUTH FLORIDA - WEST KENDALL URGENT CARE		7,961	1,545	16%	9,506
NEMOURS CHILDRENS HOSPITAL	1	8,946	531	6%	9,478
FLORIDA HOSPITAL HEARTLAND MED CTR CLINICAL LAB	33	8,101	1,231	13%	9,365
ADVENT HEALTH - WESLEY CHAPEL	14	8,375	872	9%	9,261
LAKE CITY MEDICAL CENTER		7,224	2,004	22%	9,228
BOSTON HEART DIAGNOSTICS CORP		8,010	1,186	13%	9,196
P4 CLINICAL, LLC	190	8,012	894	10%	9,096
DOCTORS HOSPITAL	7	7,372	1,469	17%	8,848
AVECINA MEDICAL	4	6,171	2,597	30%	8,772

# COVID-19: testing by laboratory

Data through Jan 21, 2021 verified as of Jan 22, 2021 at 10:25 AM

Data in this report are provisional and subject to change.

The numbers in the table below represent the number of Florida and non-Florida residents for whom test results were received by the Department of Health. A person can be tested by more than one laboratory and can have both positive and negative results. **Therefore, the sum of the numbers in each column will be larger than the total number of people tested.**

Reporting lab	Inconclusive	Negative	Positive	Percent positive	Total
LABSTAT LLC	3	8,273	402	5%	8,678
PLANTATION GENERAL HOSPITAL		7,246	1,327	15%	8,573
FLORIDA MEDICAL CENTER - A CAMPUS OF NORTH SHORE	2	7,405	1,008	12%	8,415
AVECINA MEDICAL OAKLEAF	3	6,977	1,330	16%	8,310
VIKOR SCIENTIFIC	20	6,759	1,521	18%	8,300
LEON MEDICAL CENTERS LLC		6,460	1,830	22%	8,290
NORTHSIDE HOSPITAL AND HEART INSTITUTE		7,409	844	10%	8,253
CORAL SPRINGS MED CTR		7,419	792	10%	8,211
CENTRAL FLORIDA REGIONAL HOSPITAL		7,330	847	10%	8,177
INFORM DIAGNOSTICS, INC		7,695	454	6%	8,149
PRECISION HEALTH RESOURCES LLC		7,559	507	6%	8,066
FLORIDA HOSPITAL DELAND	10	6,967	1,036	13%	8,013
AMERICAN FAMILY CARE		4,214	3,789	47%	8,003
FLORIDA HOSPITAL FLAGLER	29	7,316	647	8%	7,992
ALL CHILDREN'S HOSPITAL		7,305	534	7%	7,839
NORTH SHORE MEDICAL CENTER		6,361	1,301	17%	7,662
NCH NORTH NAPLES HOSPITAL LAB	15	6,733	829	11%	7,577
BROWARD HEALTH NORTH CLINICAL LABORATORY		6,719	848	11%	7,567
FLORIDA HOSPITAL ZEPHYRHILLS	10	6,759	765	10%	7,534
OCALA REGIONAL MEDICAL CENTER		6,534	972	13%	7,506
EXPRESS GENE MOLECULAR DIAGNOSTICS LABORATORY		6,253	1,242	17%	7,495
FLORIDA HOSPITAL OF CARROLLWOOD	23	6,344	1,029	14%	7,396
BAPTIST HEALTH SOUTH FLORIDA - COUNTRY WALK URGENT CARE		6,081	1,258	17%	7,339
KD MEDICAL CHOICE LLC	1	6,623	698	10%	7,322
WEST PALM HOSPITAL LAB		6,708	591	8%	7,299
LEE HEALTH - GULF COAST MEDICAL CENTER	2	5,784	1,468	20%	7,254
CLEVELAND CLINIC MARTIN SOUTH HOSPITAL	1	6,351	742	10%	7,094
SARKIS CLINICAL TRIALS	19	6,159	913	13%	7,091
MEDARBOR DIAGNOSTICS	1	5,959	1,067	15%	7,027
BAPTIST HEALTH - BEACHES		6,383	552	8%	6,935
SOUTH BAY HOSPITAL CLINICAL LAB		6,197	681	10%	6,878
MEMORIAL HOSPITAL WEST LABORATORY SERVICES	14	6,197	647	9%	6,858
LUMINUS DIAGNOSTICS		6,234	548	8%	6,782
BAYCARE COMMUNITY HEALTH		6,414	171	3%	6,585
ISPM LABS, LLC DBA CAPSTONE DIAGNOSTICS, LLC		6,232	335	5%	6,567
CernerELR_Advent		5,645	912	14%	6,557
POINCIANA MEDICAL CENTER		5,068	1,475	23%	6,543
VISTA CLINICAL	8	3,828	2,706	41%	6,542
NCF DIAGNOSTICS & DNA TECHNOLOGIES LAB	112	6,048	368	6%	6,528
BAPTIST HEALTH SOUTH FLORIDA - MIAMI LAKES URGENT CARE		5,071	1,413	22%	6,484
FULGENT DIAGNOSTICS	101	5,909	464	7%	6,474
MORTON PLANT-MEASE	5	5,865	591	9%	6,461
MEMORIAL HOSPITAL MICRO		5,958	459	7%	6,417
WEST MARION COMMUNITY HOSPITAL LAB		5,378	1,031	16%	6,409
ARCPPOINT LABS OF FORT MYERS	4	5,596	809	13%	6,409
MEDEXPRESS URGENT CARE	2	4,334	2,046	32%	6,382

# COVID-19: testing by laboratory

Data through Jan 21, 2021 verified as of Jan 22, 2021 at 10:25 AM

Data in this report are provisional and subject to change.

The numbers in the table below represent the number of Florida and non-Florida residents for whom test results were received by the Department of Health. A person can be tested by more than one laboratory and can have both positive and negative results. **Therefore, the sum of the numbers in each column will be larger than the total number of people tested.**

Reporting lab	Inconclusive	Negative	Positive	Percent positive	Total
NATIONWIDE LABORATORY SERVICES INC	215	5,194	899	14%	6,308
ANNE BATES LEACH EYE HOSPITAL/ ABLEH MICROBIOLOGY LABORATORY		6,203	95	2%	6,298
CLEVELAND CLINIC MARTIN NORTH HOSPITAL		5,486	732	12%	6,218
LAKEWOOD RANCH MEDICAL CENTER		5,712	489	8%	6,201
FLORIDA HOSPITAL FISH MEMORIAL	19	5,245	884	14%	6,148
ST LUCIE MEDICAL CENTER		4,876	1,212	20%	6,088
SANTA ROSA MEDICAL CENTER		4,856	1,126	19%	5,982
H LEE MOFFITT CANCER CENTER LABORATORY		5,696	173	3%	5,869
BAPTIST HEALTH SOUTH FLORIDA - WESTCHESTER URGENT CARE		4,747	1,078	19%	5,825
AVERO DIAGNOSTICS - IRVING	7	5,401	410	7%	5,818
ST JOSEPHS NORTH HOSPITAL LAB	7	4,946	771	13%	5,724
UNKNOWN	3	3,134	2,577	45%	5,714
BAPTIST HEALTH SOUTH FLORIDA - DORAL URGENT CARE		4,499	1,151	20%	5,650
HIALEAH HOSPITAL	4	4,362	1,249	22%	5,615
BAYFRONT HEALTH - VENICE REGIONAL MEDICAL	1	5,111	479	9%	5,591
OVIEDO MEDICAL CENTER		4,919	575	10%	5,494
IMPERIAL POINT MEDICAL CENTER		4,993	446	8%	5,439
GENE BY GENE, GENOMICS RESEARCH CENTER LAB	41	5,124	260	5%	5,425
BAPTIST HEALTH - NASSAU		5,122	294	5%	5,416
FLORIDA HOSPITAL OCALA		4,746	667	12%	5,413
ADVENTHEALTH CENTRA CARE WINTER GARDEN	1	4,850	555	10%	5,406
SYNERGY LABORATORIES	7	4,670	675	13%	5,352
TROPICANA FIELD - LOT 2	19	4,829	473	9%	5,321
ADVENTHEALTH CENTRA CARE WINTER PARK		4,883	436	8%	5,319
HOLIDAY CVS LLC		5,021	231	4%	5,252
MARTIN HOSPITAL SOUTH LAB		4,966	282	5%	5,248
SUNRISE MEDICAL LABORATORIES	2	4,865	346	7%	5,213
FORT WALTON BEACH MEDICAL CENTER		4,364	767	15%	5,131
MEDRITE MEDICAL CARE, PC	2,467	2,356	293	6%	5,116
ADVENTHEALTH CENTRA CARE ST CLOUD		4,433	655	13%	5,088
TRINITY SPRINGS		4,357	729	14%	5,086
ADVENTHEALTH CENTRA CARE DR PHILLIPS		4,672	412	8%	5,084
ST PETERSBURG GENERAL HOSPITAL		4,268	815	16%	5,083
ADVENTHEALTH CENTRA CARE UNIVERSITY		4,614	458	9%	5,072
ADVENTHEALTH CENTRA CARE HUNTERS CREEK		4,358	630	13%	4,988
BAPTIST HEALTH SOUTH FLORIDA - PEMBROKE PINES URGENT CARE		4,168	806	16%	4,974
SOUTH FLORIDA BAPTIST HOSPITAL MICRO	4	4,202	767	15%	4,973
SYNERGY DIAGNOSTIC LABORATORY	85	4,331	510	10%	4,926
ADVENTHEALTH CENTRA CARE WATERFORD LAKES		4,201	638	13%	4,839
FLORIDA HOSPITAL NORTH PINELLAS	11	4,414	393	8%	4,818
SOLARIS DIAGNOSTICS	8	4,233	518	11%	4,759
BAYFRONT HEALTH - PORT CHARLOTTE		4,327	400	8%	4,727
ADVENTHEALTH CENTRA CARE LAKELAND	1	4,067	604	13%	4,672
BAPTIST HEALTH SOUTH FLORIDA - CORAL SPRINGS URGENT CARE		4,009	656	14%	4,665
ATLANTIS URGENT CARE	1	3,222	1,370	30%	4,593
NIGHT LITE PEDIATRICS	4	3,336	1,240	27%	4,580

# COVID-19: testing by laboratory

Data through Jan 21, 2021 verified as of Jan 22, 2021 at 10:25 AM

Data in this report are provisional and subject to change.

The numbers in the table below represent the number of Florida and non-Florida residents for whom test results were received by the Department of Health. A person can be tested by more than one laboratory and can have both positive and negative results. **Therefore, the sum of the numbers in each column will be larger than the total number of people tested.**

Reporting lab	Inconclusive	Negative	Positive	Percent positive	Total
ADVENTHEALTH CENTRA CARE CLERMONT		4,094	483	11%	4,577
DOCTORS URGENT CARE LLC	1	3,708	841	18%	4,550
ADVENTHEALTH CENTRA CARE LEE ROAD		4,126	417	9%	4,543
COMMUNITY HEALTH CENTERS OF PINELLAS INC		3,581	953	21%	4,534
MEDICAL DNA LABS LLC	2	4,134	382	8%	4,518
EGLIN AIR FORCE BASE	12	3,287	1,213	27%	4,512
ACUTIS DIAGNOSTICS	16	3,618	820	18%	4,454
MOFFITT CANCER CENTER	6	4,349	93	2%	4,448
PUTNAM COMMUNITY MEDICAL CENTER		3,841	603	14%	4,444
MEDEXPRESS URGENT CARE OF BOYNTON BEACH LLC		4,186	238	5%	4,424
CLINICAL REFERENCE LABORATORY	2	4,188	200	5%	4,390
UNIVERSITY HOSPITAL AND MEDICAL CENTER		3,329	1,012	23%	4,341
SUNCOAST PATHOLOGY ASSOCIATES		3,963	358	8%	4,321
ADVENTHEALTH CENTRA CARE SANFORD		3,890	405	9%	4,295
ANGEL KIDS PEDIATRICS		4,034	259	6%	4,293
MEDEXPRESS URGENT CARE HUDSON		3,722	548	13%	4,270
ADVENTHEALTH CENTRA CARE KISSIMMEE		3,831	403	10%	4,234
BAPTIST HEALTH - NORTH		3,282	950	22%	4,232
HEALTHQUEST ESOTERICS		3,087	1,137	27%	4,224
ADVENTHEALTH CENTRA CARE LAKE MARY		3,813	390	9%	4,203
ADVENTHEALTH CENTRA CARE APOPKA		3,674	525	13%	4,199
QDX PATHOLOGY SERVICES	2	3,810	338	8%	4,150
ADVENTIST HEALTH SYSTEMS, SUNBELT INC		3,639	476	12%	4,115
EMPIRE CITY LABORATORIES INC	43	3,519	546	13%	4,108
NORTHWEST FLORIDA COMMUNITY HOSPITAL	27	2,853	1,180	29%	4,060
NIGHT LITE PEDIATRICS URGENT CARE	1	3,413	636	16%	4,050
PALMS OF PASADENA HOSPITAL		3,552	456	11%	4,008
MEASE DUNEDIN HOSPITAL	5	3,616	367	9%	3,988
PHYSICIANS REGIONAL MEDICAL CENTER - PINE RIDGE RD	1	3,263	706	18%	3,970
BAPTIST HEALTH SOUTH FLORIDA - TAMiami TRAIL URGENT CARE		3,176	792	20%	3,968
DOCTORS URGENT CARE OF LUTZ LLC	1	3,132	821	21%	3,954
COASTAL MED URGENT CARE		2,559	1,391	35%	3,950
MICROGEN DX	3	3,312	611	16%	3,926
PARAMOUNT URGENT CARE		1,892	2,023	52%	3,915
WESTCHESTER HOSPITAL	23	3,133	756	19%	3,912
URGENT CARE CURE	2	3,344	542	14%	3,888
BAPTIST HEALTH SOUTH FLORIDA - CORAL GABLES (UNIVERSITY) URGENT CARE		3,387	498	13%	3,885
THE CENTER FOR URGENT CARE	3	3,184	672	17%	3,859
RAULERSON HOSPITAL		3,159	675	18%	3,834
ADVENTHEALTH CENTRA CARE MOUNT DORA		3,404	420	11%	3,824
DOCTORS HOSPITAL OF SARASOTA CLINICAL LABORATORY		3,335	489	13%	3,824
BAPTIST HEALTH SOUTH FLORIDA - PINECREST URGENT CARE		3,295	521	14%	3,816
INDIAN RIVER MEDICAL CENTER		3,158	601	16%	3,759
BAPTIST HEALTH SOUTH FLORIDA - KENDALE LAKES URGENT CARE		2,985	761	20%	3,746
MEDEXPRESS URGENT CARE - ESTERO		3,377	360	10%	3,737
ADVENTHEALTH CENTRA CARE ALTAMONTE		3,352	374	10%	3,726

# COVID-19: testing by laboratory

Data through Jan 21, 2021 verified as of Jan 22, 2021 at 10:25 AM

Data in this report are provisional and subject to change.

The numbers in the table below represent the number of Florida and non-Florida residents for whom test results were received by the Department of Health. A person can be tested by more than one laboratory and can have both positive and negative results. **Therefore, the sum of the numbers in each column will be larger than the total number of people tested.**

Reporting lab	Inconclusive	Negative	Positive	Percent positive	Total
AHCC WESLEY CHAPEL		3,331	375	10%	3,706
BAPTIST HEALTH SOUTH FLORIDA - CORAL GABLES URGENT CARE		3,081	614	17%	3,695
CernerELR_Baycare	26	3,360	289	8%	3,675
TALLAHASSEE PRIMARY CARE ASSOCIATES		3,160	488	13%	3,648
CLARITY LAB SOLUTIONS LLC		3,608	4	0%	3,612
HEALTH FIRST ADVENTHEALTH CENTRA CARE GATEWAY	1	3,235	340	10%	3,576
ADVENTHEALTH CENTRA CARE AZALEA PARK		3,101	465	13%	3,566
BAPTIST HEALTH SOUTH FLORIDA - PALMETTO BAY URGENT CARE		2,962	578	16%	3,540
ADVENTHEALTH CENTRA CARE OVIEDO		3,095	413	12%	3,508
BETHESDA HOSPITAL WEST		3,149	332	10%	3,481
NCH DOWNTOWN NAPLES HOSPITAL	10	3,017	448	13%	3,475
MEMORIAL HOSPITAL- MIRAMAR	12	3,170	269	8%	3,451
TWIN CITIES HOSPITAL	1	2,991	429	13%	3,421
MINUTECLINIC LLC #3703		2,861	559	16%	3,420
HEALTH FIRST ADVENTHEALTH CENTRA CARE TITUSVILLE		3,049	356	10%	3,405
SIPARADIGM LLC	16	3,202	183	5%	3,401
MINUTECLINIC		2,929	470	14%	3,399
PRO CLINIC		2,676	720	21%	3,396
MEDEXPRESS URGENT CARE - ROYAL PALM BEACH		3,092	291	9%	3,383
ADVENTHEALTH CENTRA CARE ORANGE LAKE		3,015	365	11%	3,380
ADVENT HEALTH - HEART OF FLORIDA ER	1	2,868	485	14%	3,354
BAYFRONT HEALTH - SEVEN RIVERS		3,042	309	9%	3,351
US BIOTEK LABORATORIES	13	2,992	345	10%	3,350
PEDIATRIC HEALTH CARE ALLIANCE PA		3,033	307	9%	3,340
CernerELR_BaptistMiami	13	2,887	437	13%	3,337
NCH NORTH NAPLES HOSPITAL	4	2,829	488	15%	3,321
MEDEXPRESS URGENT CARE PALM BEACH GARDENS		3,089	231	7%	3,320
MIDWAY SPECIALTY CARE CENTER DIAGNOSTICS	38	3,051	225	7%	3,314
ADVENTHEALTH CENTRA CARE LONGWOOD		3,022	287	9%	3,309
MEDEXPRESS URGENT CARE - GOLDEN GATE		2,965	333	10%	3,298
ADVENTHEALTH CENTRA CARE PORT ORANGE		3,024	264	8%	3,288
BAYA PHARMACY & URGENT CARE		2,351	929	28%	3,280
ASCENSION SACRED HEART - EMERALD COAST		2,684	586	18%	3,270
ESCAMBIA COMMUNITY CLINICS INC	7	2,356	880	27%	3,243
ADVENTHEALTH CENTRA CARE SAND LAKE		2,970	254	8%	3,224
BAPTIST HEALTH SOUTH FLORIDA - DAVIE URGENT CARE		2,648	534	17%	3,182
BAYFRONT HEALTH - BROOKSVILLE		2,776	389	12%	3,165
DOCTORS TEST CENTERS		2,706	393	13%	3,099
FLORIDA FAMILY LABORATORY, INC DBA	13	2,809	272	9%	3,094
BAPTIST HEALTH SOUTH FLORIDA - WESTON URGENT CARE		2,707	343	11%	3,050
MEDEXPRESS URGENT CARE - LAKELAND		2,683	355	12%	3,038
ADVENTHEALTH CENTRA CARE LEESBURG		2,643	378	13%	3,021
LAKE SIDE MEDICAL CENTER		2,308	637	22%	2,945
ENGLEWOOD COMMUNITY HOSPITAL		2,644	298	10%	2,942
ADVENTHEALTH CENTRA CARE SOUTH ORANGE		2,618	321	11%	2,939
AMELIA URGENT CARE		1,523	1,401	48%	2,924

# COVID-19: testing by laboratory

Data through Jan 21, 2021 verified as of Jan 22, 2021 at 10:25 AM

Data in this report are provisional and subject to change.

The numbers in the table below represent the number of Florida and non-Florida residents for whom test results were received by the Department of Health. A person can be tested by more than one laboratory and can have both positive and negative results. **Therefore, the sum of the numbers in each column will be larger than the total number of people tested.**

Reporting lab	Inconclusive	Negative	Positive	Percent positive	Total
BARTOW REGIONAL MEDICAL CENTER	1	2,458	445	15%	2,904
STONE CLINICAL LABORATORIES		2,789	96	3%	2,885
DESOTO MEMORIAL HOSPITAL	3	2,360	514	18%	2,877
WALGREENS ORLANDO	3	2,523	339	12%	2,865
VETERANS AFFAIRS MEDICAL CENTER - ORLANDO		1,343	1,516	53%	2,859
GENESIS DIAGNOSTICS		2,636	221	8%	2,857
MEDCOMP SCIENCES LLC	30	1,322	1,487	52%	2,839
EMERALD COAST URGENT CARE		2,135	700	25%	2,835
WALGREEN CO	2	2,513	317	11%	2,832
ADVENTHEALTH PROMPT CARE	1	1,991	839	30%	2,831
BAPTIST HEALTH URGENT CARE AT SAWGRASS		2,336	450	16%	2,786
BAPTIST HEALTH SOUTH FLORIDA - BRICKELL URGENT CARE		2,307	476	17%	2,783
PARAMOUNT URGENT CARE - WINDERMERE		1,754	981	36%	2,735
HIGHLANDS REGIONAL MEDICAL CENTER		2,093	631	23%	2,724
PRECISION HEALTH SOLUTIONS		2,618	93	3%	2,711
BAYFRONT HEALTH - PUNTA GORDA		2,501	190	7%	2,691
CENTRA CARE - WATERFORD LAKES		2,097	579	22%	2,676
SELECT LABORATORIES - MARION COUNTY, FL LLC	3	2,448	207	8%	2,658
CITRUS MEMORIAL HOSPITAL LABORATORY		2,235	391	15%	2,626
ADVENTHEALTH CENTRA CARE COLONIAL TOWN	1	2,361	243	9%	2,605
MEMORIAL HOSPITAL PEMBROKE	3	2,280	304	12%	2,587
BMCT Molecular Diagnostics Subsection		2,109	462	18%	2,571
BAYFRONT HEALTH - SPRING HILL		2,322	241	9%	2,563
ADVENT HEALTH - OCALA		2,124	437	17%	2,561
MEDEXPRESS URGENT CARE CAPE CORAL		2,171	384	15%	2,555
ACCU REFERENCE MEDICAL LAB		1,944	601	24%	2,545
LEE HEALTH CONVENIENT CARE - PAGE FIELD		2,121	419	16%	2,540
HOLIDAY CVS LLC DBA CVS PHARMACY #5154		2,466	70	3%	2,536
HEALTH FIRST ADVENTHEALTH CENTRA CARE COCOA		2,295	222	9%	2,517
PALMS MEDICAL GROUP	5	1,693	780	31%	2,478
EMERALD COAST URGENT CARE LLC		1,804	653	27%	2,457
SPORTS DRUG TESTING LABORATORY	44	2,313	84	3%	2,441
VENTURE MEDICAL OF FLORIDA LLC		2,230	189	8%	2,419
MEDEXPRESS URGENT CARE - DELAND		2,174	237	10%	2,411
EMERALD COAST URGENT CARE, LLC	1	1,793	598	25%	2,392
MOLECULAR INFECTIOUS DISEASES		2,358	34	1%	2,392
HEALTH FIRST ADVENTHEALTH CENTRA CARE MALABAR		2,093	230	10%	2,323
LEE HEALTH - COCONUT POINT CLINICAL LAB	2	1,872	433	19%	2,307
MINUTECLINIC LLC # 0709		1,952	344	15%	2,296
BAPTIST HEALTH EMERGENCY CENTER COUNTRY WALK	1	1,920	368	16%	2,289
MARINERS HOSPITAL		2,067	222	10%	2,289
COMMUNITY HEALTH NORTHWEST FLORIDA	4	1,739	543	24%	2,286
BAPTIST HEALTHCARE - GULF BREEZE HOSPITAL	3	1,889	391	17%	2,283
ADVENTIST HEALTH SYSTEMS SUNBELT IN DBA		2,067	207	9%	2,274
PHARMCO RX	2	2,075	190	8%	2,267
ADVENT HEALTH - NEW SMYRNA		1,770	487	22%	2,257

# COVID-19: testing by laboratory

Data through Jan 21, 2021 verified as of Jan 22, 2021 at 10:25 AM

Data in this report are provisional and subject to change.

The numbers in the table below represent the number of Florida and non-Florida residents for whom test results were received by the Department of Health. A person can be tested by more than one laboratory and can have both positive and negative results. **Therefore, the sum of the numbers in each column will be larger than the total number of people tested.**

Reporting lab	Inconclusive	Negative	Positive	Percent positive	Total
PHYSICIANS STAT LAB	3	1,066	1,177	52%	2,246
BAPTIST HEALTH - CLAY		1,906	339	15%	2,245
PRIMEHEALTH URGENT CARE	1	1,865	360	16%	2,226
SCION LAB SERVICES LLC	22	2,035	166	7%	2,223
NXGEN MDX LLC	4	1,966	239	11%	2,209
CENTRA CARE SAINT CLOUD	1	1,885	303	14%	2,189
MEDEXPRESS URGENT CARE LEHIGH ACRES		1,904	283	13%	2,187
PROHEALTH		747	1,427	66%	2,174
PRIMEHEALTH URGENT CARE INC		1,860	312	14%	2,172
BAPTIST HEALTH - OAKLEAF		1,762	393	18%	2,155
ADVENTHEALTH CENTRA CARE KIDS LAKE MARY		2,008	138	6%	2,146
BAPTIST HEALTH SOUTH FLORIDA - MIAMI BEACH URGENT CARE		1,840	304	14%	2,144
PREMIER URGENT CARE OF BREVARD LLC	1	1,816	324	15%	2,141
LOWER KEYS MEDICAL CENTER		1,890	244	11%	2,134
PHYSICIANS REGIONAL MEDICAL CENTER - COLLIER BLVD	1	1,524	607	28%	2,132
ADVENTHEALTH EXPRESS CARE		1,583	501	24%	2,084
ADVENT HEALTH CENTRA CARE -WINTER PARK KIDS URGENT CARE	4	1,871	207	10%	2,082
FLORIDA COMMUNITY HEALTH CENTER		1,620	426	21%	2,046
MINUTECLINIC LLC #3631		1,701	323	16%	2,024
MEDEXPRESS FORT MYERS		1,753	263	13%	2,016
GESSLER CLINIC		1,286	719	36%	2,005
MINUTECLINIC LLC 5852		1,672	318	16%	1,990
PARAMOUNT URGENT CARE - ORLANDO		1,282	683	35%	1,965
DOC SMILEY'S URGENT CARE		1,706	247	13%	1,953
BRASHEAR'S VITAL CARE CORP		1,479	470	24%	1,949
ADVENTHEALTH CENTRA CARE		1,713	206	11%	1,919
ASSOCIATED PATHOLOGISTS, LLC	3	1,571	342	18%	1,916
MC DIAGNOSTIC OF CONNECTICUT, PC #2220		1,576	297	16%	1,873
MEDEXPRESS URGENT CARE CORAL SPRINGS		1,684	184	10%	1,868
PHYSICIAN ASSOCIATES		1,661	201	11%	1,862
DONALD W ROBERTSON DO PA		1,392	438	24%	1,830
TAMPA COMMUNITY HOSPITAL		1,522	297	16%	1,819
MEDONE PLLC		1,380	431	24%	1,811
LABORATORY OF FLORIDA LLC	40	1,642	113	6%	1,795
MEDEXPRESS URGENT CARE - VERO BEACH		1,566	229	13%	1,795
FLORIDA MEDICAL CLINIC	3	908	879	49%	1,790
GENUS3		1,707	69	4%	1,776
DR G'S URGENT CARE		1,529	230	13%	1,759
FLOWERS HOSPITAL		1,586	172	10%	1,758
MEDEXPRESS PORT CHARLOTTE		1,602	155	9%	1,757
MINUTECLINIC LLC		1,463	271	16%	1,734
MEDEXPRESS URGENT CARE - CLEWISTON		1,447	284	16%	1,731
MEDFAST URGENT CARE CENTERS LLC		405	1,323	77%	1,728
ACCESS POINT HEALTHCARE URGENT & PRIMARY CARE	2	1,253	469	27%	1,724
UNIVERSITY OF NORTH FLORIDA STUDENT HEALTH		1,663	50	3%	1,713
JW PLASTIC SURGERY		1,449	244	14%	1,693

# COVID-19: testing by laboratory

Data through Jan 21, 2021 verified as of Jan 22, 2021 at 10:25 AM

Data in this report are provisional and subject to change.

The numbers in the table below represent the number of Florida and non-Florida residents for whom test results were received by the Department of Health. A person can be tested by more than one laboratory and can have both positive and negative results. **Therefore, the sum of the numbers in each column will be larger than the total number of people tested.**

Reporting lab	Inconclusive	Negative	Positive	Percent positive	Total
MINUTECLINIC LLC #5249		1,297	367	22%	1,664
MINUTECLINIC LLC #4415		1,348	300	18%	1,648
ADVENTHEALTH CENTRA CARE CONWAY		1,393	249	15%	1,642
PARAMOUNT URGENT CARE - OVIEDO		983	639	39%	1,622
DYNIX DIAGNOSTIX		1,338	283	17%	1,621
CARENOW URGENT CARE		916	688	43%	1,604
SPARROW HEALTHCARE	2	1,365	233	15%	1,600
MINUTECLINIC LLC #5253		1,282	292	19%	1,574
MELBOURNE MEDICAL LABORATORY	2	1,365	201	13%	1,568
BAY MEDICAL CENTER SACRED HEART HEALTH SYSTEM		1,144	423	27%	1,567
OPTEO LABORATORY		1,534	33	2%	1,567
PARAMOUNT URGENT CARE INC		378	1,170	76%	1,548
MINUTECLINIC LLC #3463		1,300	233	15%	1,533
MEDEXPRESS URGENT CARE BOCA RATON		1,395	124	8%	1,519
NORTH SHORE LONG ISLAND JEWISH HEALTH		1,446	70	5%	1,516
JACKSON HOSPITAL CLINICAL LABORATORY		1,276	238	16%	1,514
IGENOMIX USA LLC	41	1,336	133	9%	1,510
MARTIN HEALTH SYSTEM - ST LUCIE WEST		1,360	149	10%	1,509
BARDMOOR LABORATORY	9	1,265	220	15%	1,494
SHELL POINT NURSING PAVILION	1	1,436	56	4%	1,493
MINUTECLINIC LLC #8396		1,258	227	15%	1,485
ASCENSION SACRED HEART - GULF		1,098	386	26%	1,484
AMELIA EXPRESS CARE LLC	10	1,256	207	14%	1,473
ADVENT HEALTH - DADE CITY		1,278	187	13%	1,465
CAREFAST+		862	601	41%	1,463
NCH NORTHEAST	7	1,096	353	24%	1,456
LABTECH DIAGNOSTIC		1,187	262	18%	1,449
ADVANCE MEDICAL OF NAPLES		326	1,116	77%	1,442
UHEALTH DEERFIELD BEACH/UMSYLVESTER DEERFIELD BEACH LABORATORY	3	1,378	55	4%	1,436
HOLMES REG MED CENTER CLINICAL LAB		1,178	256	18%	1,434
MINUTECLINIC LLC #1067		1,218	204	14%	1,422
BIOCERNA LLC	9	1,248	164	12%	1,421
PATIENTS CHOICE LABORATORIES		829	588	41%	1,417
MINUTECLINIC LLC #5190		1,149	261	19%	1,410
MINUTECLINIC LLC #5854		1,185	224	16%	1,409
PARRISH MEDICAL CENTER	1	1,233	172	12%	1,406
ASSURANCE SCIENTIFIC LABORATORIES	1	1,125	274	20%	1,400
NEIGHBORHOOD MEDICAL CENTER INC	16	1,207	151	11%	1,374
BAPTIST HEALTH SOUTH FLORIDA - COUNTRY WALK URGENT CARE EXPRESS		1,170	188	14%	1,358
ASCENSION ST VINCENT'S - SOUTHSIDE		1,309	49	4%	1,358
MINUTE CLINIC LLC		1,136	202	15%	1,338
DOC SMILEYS URGENT CARE LLC		1,074	255	19%	1,329
PATIENTS FIRST - THOMASVILLE ROAD		1,166	162	12%	1,328
QUICK CARE MED PL	2	1,117	208	16%	1,327
INTELEX LABS, LLC		1,262	43	3%	1,305
URGENT CARE OF THE PALM BEACHES		853	451	35%	1,304

# COVID-19: testing by laboratory

Data through Jan 21, 2021 verified as of Jan 22, 2021 at 10:25 AM

Data in this report are provisional and subject to change.

The numbers in the table below represent the number of Florida and non-Florida residents for whom test results were received by the Department of Health. A person can be tested by more than one laboratory and can have both positive and negative results. **Therefore, the sum of the numbers in each column will be larger than the total number of people tested.**

Reporting lab	Inconclusive	Negative	Positive	Percent positive	Total
MINUTECLINIC LLC #7886		1,120	182	14%	1,302
ARCPPOINT LABS		778	522	40%	1,300
GENESIS LABORATORY MANAGEMENT	11	1,050	208	16%	1,269
BOND URGENT CARE LLC		910	339	27%	1,249
CHARLES AIESI CONSULTING INC	7	1,059	174	14%	1,240
BAPTIST HEALTH SOUTH FLORIDA - KEY BISCANE URGENT CARE EXPRESS		1,090	148	12%	1,238
UNIVERSITY OF ALABAMA AT BIRMINGHAM		1,202	32	3%	1,234
TEMPUS CLINICAL LABORATORY	9	1,083	138	11%	1,230
EMERGENCY PHYSICIANS MEDICAL CENTER		297	929	76%	1,226
CLINICORE		1,124	91	7%	1,215
MINI ER WATERFORD LAKES, THE		1,018	191	16%	1,209
ACCESS MEDICAL LABS		746	448	38%	1,194
NYU HOSPITALS CENTER CLINICAL LABORATORIES		1,151	36	3%	1,187
PREMIER MEDICAL		1,097	90	8%	1,187
MARION E FETHER MEDICAL CENTER, THE		1,078	108	9%	1,186
VERILY LIFE SCIENCES		1,171	9	1%	1,180
PENSACOLA PEDIATRICS PA	1	1,037	140	12%	1,178
AMELIA EXPRESS CARE		666	502	43%	1,168
VAVA PARTNERS LLC		437	728	62%	1,165
LAKE WALES MEDICAL CENTER INC		1,012	152	13%	1,164
MINUTECLINIC LLC #5069		935	218	19%	1,153
MINUTECLINIC LLC #3662		970	182	16%	1,152
BAYFRONT HEALTH - CITRUS HILLS		969	183	16%	1,152
NCHMD INC		920	225	20%	1,145
PHYSICIANS PRIMARY CARE	2	968	172	15%	1,142
MINUTECLINIC LLC #5214		1,002	140	12%	1,142
LABORATORY SPECIALISTS OF MICHIGAN		928	214	19%	1,142
MINUTECLINIC LLC #3705		972	151	13%	1,123
MEDEXPRESS URGENT CARE - JAX ATLANTIC BLVD		963	151	14%	1,114
CAPSTONE HEALTHCARE		782	329	30%	1,111
WHITE WILSON MEDICAL CENTER		136	969	88%	1,105
VERITAS GENETICS	61	932	103	9%	1,096
TOM LEE COMMUNITY HEALTH CENTER		759	337	31%	1,096
BAPTIST HEALTHCARE - JAY HOSPITAL		788	304	28%	1,092
MINUTECLINIC LLC # 0514		929	161	15%	1,090
COASTAL LABORATORIES	1	811	272	25%	1,084
UHEALTH CLINIC AT WALGREENS		874	195	18%	1,069
HOLIDAY CVS LLC DBA CVSPHARMACY #5155		1,027	38	4%	1,065
RAINBOW RIVER MEDICAL LABORATORY		977	82	8%	1,059
EPN URGENT CARE NAPLES	2	746	306	29%	1,054
LAB24 INC	3	377	665	64%	1,045
MINUTECLINIC LLC #1771		865	179	17%	1,044
BAPTIST HEALTH EMERGENCY CENTER AT WEST CORAL WAY		791	253	24%	1,044
TREASURE COAST MEDICAL ASSOCIATES INC		693	349	33%	1,042
MINUTECLINIC LLC #1055		787	249	24%	1,036
MINUTECLINIC LLC #7887		916	117	11%	1,033

# COVID-19: testing by laboratory

Data through Jan 21, 2021 verified as of Jan 22, 2021 at 10:25 AM

Data in this report are provisional and subject to change.

The numbers in the table below represent the number of Florida and non-Florida residents for whom test results were received by the Department of Health. A person can be tested by more than one laboratory and can have both positive and negative results. **Therefore, the sum of the numbers in each column will be larger than the total number of people tested.**

Reporting lab	Inconclusive	Negative	Positive	Percent positive	Total
SMA LAB	7	918	106	10%	1,031
Community_Health		859	166	16%	1,025
NORTH FLORIDA PEDIATRICS-TALLAHASSEE		929	87	9%	1,016
MINUTECLINIC LLC # 3686		838	166	17%	1,004
ADVANCED DIAGNOSTIC LABORATORY		955	46	5%	1,001
PEDIATRIC HEALTH CARE ALLIANCE - NORTHDALE		903	90	9%	993
ALTRU DIAGNOSTICS INC	2	888	98	10%	988
VERITOR		850	138	14%	988
MINUTECLINIC LLC #7173		859	122	12%	981
MINUTECLINIC, LLC (CLINIC 10699)		822	148	15%	970
STAGEZERO LIFE SCIENCES INC	3	874	90	9%	967
PARAMOUNT URGENT CARE VILLAGES		651	314	33%	965
MINUTECLINIC LLC # 3930		799	159	17%	958
MINUTECLINIC, LLC #4015		702	255	27%	957
MINUTECLINIC LLC #3003		733	223	23%	956
ED FRASER MEMORIAL HOSPITAL		754	199	21%	953
MINUTECLINIC LLC #3814		759	194	20%	953
MINUTECLINIC LLC #4458		740	207	22%	947
SOLARIS HEALTHCARE PALATKA		896	49	5%	945
PALM HARBOR PHARMACY		814	131	14%	945
MINUTECLINIC LLC #3291		822	121	13%	943
OPTUM LABS LLC		805	127	14%	932
ST ANNES NURSING CENTER		910	22	2%	932
VRL EUROFINs - DALLAS		913	13	1%	926
GENE TOX WORLDWIDE	60	736	125	14%	921
NAPLES URGENT CARE	1	572	337	37%	910
MINUTECLINIC LLC #3635		794	115	13%	909
MINUTECLINIC LLC #7973		753	149	17%	902
STEWART REFERENCE LABORATORY	1	544	355	39%	900
MINUTECLINIC LLC #7225		765	133	15%	898
FAST TRACK URGENT CARE CENTER		4	887	100%	891
PROJECT HEALTH, INC SUMTERVILLE	5	725	155	18%	885
CAREFAST MURABELLA		501	382	43%	883
FLAGLER HOSPITAL LABORATORY	8	33	834	95%	875
COASTAL PEDIATRIC GROUP		757	118	13%	875
ELLENTON URGENT CARE		646	223	26%	869
WHOLE FAMILY HEALTH CENTER INC		665	203	23%	868
MINUTECLINIC, LLC #3204		702	164	19%	866
FLORIDA DEPARTMENT OF HEALTH IN POLK COUNTY	2	645	214	25%	861
PRIMARY CARE OF THE TREASURE COAST		763	97	11%	860
PARAMOUNT URGENT CARE - CLERMONT		686	174	20%	860
HISTOPATHOLOGY SERVICES, LLC		763	96	11%	859
LENCO MEDICAL LABORATORY		825	34	4%	859
SACRED HEART HEALTH SYSTEM, INC		515	342	40%	857
LAKELAND REGIONAL HEALTH - PWC/OB		36	819	96%	855
MINUTECLINIC LLC #3257		676	169	20%	845

# COVID-19: testing by laboratory

Data through Jan 21, 2021 verified as of Jan 22, 2021 at 10:25 AM

Data in this report are provisional and subject to change.

The numbers in the table below represent the number of Florida and non-Florida residents for whom test results were received by the Department of Health. A person can be tested by more than one laboratory and can have both positive and negative results. **Therefore, the sum of the numbers in each column will be larger than the total number of people tested.**

Reporting lab	Inconclusive	Negative	Positive	Percent positive	Total
PATIENTS FIRST LAKE ELLA MEDICAL CENTER		734	107	13%	841
XYZ LABORATORY	8	725	100	12%	833
EUROFINS NTD, LLC		793	37	4%	830
MINUTECLINIC LLC #1821		729	98	12%	827
MINUTECLINIC LLC #4024		686	138	17%	824
FLORIDA HOSPITAL ORLANDO		743	74	9%	817
TACACHALE CLINICAL LABORATORY	1	780	35	4%	816
MINUTECLINIC LLC #3285		701	113	14%	814
ASCENSION ST VINCENT'S - CLAY		775	31	4%	806
MINUTECLINIC LLC # 7933		686	114	14%	800
NITE LITE PEDIATRICS		234	562	71%	796
TYNDALL AIR FORCE BASE		607	186	23%	793
PHAROS HEALTH		623	167	21%	790
INTEGRITY LABORATORIES, LLC	1	640	146	19%	787
ARCPPOINT LABS OF CORAL SPRINGS FL		699	88	11%	787
MINUTECLINIC LLC #5216		639	146	19%	785
MINUTECLINIC LLC #3654		637	144	18%	781
NORTH FLORIDA PEDIATRICS - LAKE CITY		589	185	24%	774
BROWNWOOD CARE CENTER		693	77	10%	770
CENTRA CARE		445	324	42%	769
THE HEALTH CENTER OF PLANT CITY		697	68	9%	765
MACDILL AIR FORCE BASE		710	51	7%	761
MINUTECLINIC LLC #3648		609	149	20%	758
DEPARTMENT OF CLINICAL LABS		742	15	2%	757
MINUTECLINIC, LLC #5817		608	145	19%	753
MINUTECLINIC LLC #4201		647	104	14%	751
DYNIX DIAGNOSTICS	2	524	224	30%	750
GENEIQ		706	41	5%	747
NONE		308	429	58%	737
MINUTECLINIC LLC # 3579		619	118	16%	737
MINUTECLINIC, LLC DBA MINUTECLINIC #4717		710	26	4%	736
MINUTECLINIC LLC #3748		554	178	24%	732
VRL EUROFINS		706	23	3%	729
ADDICTION LABS OF AMERICA	3	661	65	9%	729
PROFESSIONAL HEALTH EXAMINERS DBA PROHEALTH		580	146	20%	726
JUPITER MEDICAL CENTER URGENT CARE		475	249	34%	724
ADVENT HEALTH LAB - ORLANDO		430	292	40%	722
COVANCE CLINICAL RESEARCH UNIT INC		696	19	3%	715
DISNEY COVID TEST SITE		703	10	1%	713
MIAMI JEWISH HEALTH SYSTEMS		669	43	6%	712
READY RESPONDERS FLORIDA, PLLC		607	100	14%	707
NORTH OKALOOSA MEDICAL CENTER		411	296	42%	707
CVS HEALTH		506	198	28%	704
MINUTECLINIC LLC #5924		573	130	18%	703
COASTAL PHYSICIANS, LLC		551	146	21%	697
LEE COUNTY EMERGENCY MEDICAL SERVICE		606	89	13%	695

# COVID-19: testing by laboratory

Data through Jan 21, 2021 verified as of Jan 22, 2021 at 10:25 AM

Data in this report are provisional and subject to change.

The numbers in the table below represent the number of Florida and non-Florida residents for whom test results were received by the Department of Health. A person can be tested by more than one laboratory and can have both positive and negative results. **Therefore, the sum of the numbers in each column will be larger than the total number of people tested.**

Reporting lab	Inconclusive	Negative	Positive	Percent positive	Total
HENDRY REGIONAL MEDICAL CENTER CLINICAL LABORATORY		499	195	28%	694
BAPTIST HEALTH - MD ANDERSON CANCER CENTER		689	4	1%	693
PREMIER MEDICAL LABORATORY SERVICES	1	463	222	32%	686
MINUTECLINIC LLC #476		562	120	18%	682
ANY LAB TEST NOW	1	447	232	34%	680
PALM BAY HOSPITAL CLINICAL LABORATORY		441	235	35%	676
Tampa Lakes Health and Rehabilitation Center	2	606	68	10%	676
MINUTECLINIC LLC #1807		541	133	20%	674
MINI ER ADULT AND PEDIATRIC URGENT CARE		574	98	15%	672
NORTHEAST FLORIDA NEUROLOGY CLINICS, INC		565	104	16%	669
C.W. BILL YOUNG VA MEDICAL CENTER	1	18	649	97%	668
MINUTECLINIC LLC #4612		505	163	24%	668
SANTA ROSA MEDICAL GROUP		531	136	20%	667
WILLOWBROOKE COURT AT EDGEWATER POINTE ESTATES		657	9	1%	666
VITAS HEALTHCARE CORPORATION OF FLA		663	3	0%	666
VENICE REGIONAL MEDICAL CENTER		574	88	13%	662
NCH HEALTHCARE SYSTEM MICROBIOLOGY LAB		1	661	100%	662
BLUE MED CONSULTANTS		639	21	3%	660
MEDICAL FP - WHOLE FAMILY HEALTH CENTER		539	119	18%	658
MINUTECLINIC LLC #3255		507	148	23%	655
Victoria Nursing and Rehabilitation Center		610	45	7%	655
UNIVERSITY OF WEST FLORIDA STUDENT HEALTH SERVICES	1	542	109	17%	652
CENTRA CARE - SOUTH ORANGE		476	176	27%	652
NORTH FLORIDA PEDIATRICS PA - SUWANNEE	3	539	109	17%	651
NORTH SHORE LIJ URGENT CARE PC		616	31	5%	647
PRIMARY CARE SERVICES AT INDIAN RIVER ESTATES		632	13	2%	645
KEYS AHEC SCHOOL MEDICAL CLINIC	7	566	72	11%	645
MAVERICK LABS		456	187	29%	643
MYTEST DIAGNOSTICS		593	49	8%	642
DOCTOR'S MEMORIAL HOSPITAL		485	155	24%	640
MINUTECLINIC LLC #3236		539	94	15%	633
ADVENT HEALTH CENTRA CARE - MOUNT DORA		276	349	56%	625
KENDALL HEALTHCARE PROPERTIES DBA	2	594	26	4%	622
CONSULATE HEALTH CARE OF NEW PORT RICHEY	2	506	112	18%	620
PALACE NURSING HOME & REHAB CENTER		584	32	5%	616
Point of Care Testing	1	113	497	81%	611
SOLARIS HEALTHCARE CHARLOTTE HARBOR		565	45	7%	610
HOLY CROSS HOSPITAL		12	598	98%	610
ORLANDO HEALTH AND REHAB CENTER		573	35	6%	608
CREEKSIDE CARE CENTER	1	520	84	14%	605
APALACHEE CORRECTIONAL INSTITUTION EAST UNIT		587	15	2%	602
PATIENTS FIRST - MAHAN DRIVE		164	435	73%	599
TREE HOUSE PEDIATRICS PLLC		537	62	10%	599
INTERLACHEN PEDIATRICS		572	25	4%	597
MIDWAY SPECIATLY CARE CENTER		386	206	35%	592
MANOR PINES CONVALESCENT CENTER LLC	1	564	18	3%	583

# COVID-19: testing by laboratory

Data through Jan 21, 2021 verified as of Jan 22, 2021 at 10:25 AM

Data in this report are provisional and subject to change.

The numbers in the table below represent the number of Florida and non-Florida residents for whom test results were received by the Department of Health. A person can be tested by more than one laboratory and can have both positive and negative results. **Therefore, the sum of the numbers in each column will be larger than the total number of people tested.**

Reporting lab	Inconclusive	Negative	Positive	Percent positive	Total
PROHEALTH MEDICAL CLINIC		80	502	86%	582
PALM GARDEN OF PORT SAINT LUCIE		576	6	1%	582
POINT OF CARE TESTING SITE		556	24	4%	580
MINUTECLINIC LLC #1815		502	77	13%	579
MOUNT SINAI LABORATORY		553	25	4%	578
JOHN KNOX VILLAGE HEALTH CENTER		561	17	3%	578
FISHERMENS HOSPITAL CLINICAL LAB		526	51	9%	577
ADVENT HEALTH CENTRA CARE - WATERFORD LAKES		481	94	16%	575
VETERANS AFFAIRS MEDICAL CENTER - JAMES A HALEY			574	100%	574
MINUTECLINIC LLC #8381		462	112	20%	574
LIFE CARE CENTER OF ORANGE PARK		545	29	5%	574
LIFE CARE CENTER OF NEW PORT RICHEY		536	32	6%	568
FIU-HEALTH AUXILIARY LABORATORY	2	512	53	9%	567
CATALYST WALK IN CLINIC		435	126	22%	561
OPTUMCARE FLORIDA LLC		401	159	28%	560
ER QUICKCARE PL		459	100	18%	559
MINUTECLINIC, LLC #3245		416	143	26%	559
MEDICAL CONSULTANTS OF FLORIDA, LLC		455	101	18%	556
GULF COAST VILLAGE		525	29	5%	554
INTERLACHEN PEDIATRICS PA		526	28	5%	554
HOLMES REGIONAL MEDICAL CENTER		5	546	99%	551
The Sands at South Beach		545	4	1%	549
TENNESSEE DOH - NASHVILLE	2	485	62	11%	549
CONSULATE HEALTHCARE OF VERO BEACH	14	458	77	14%	549
MEDICAL VB		428	120	22%	548
VITAE DIAGNOSTICS		534	13	2%	547
ECCOLAB GROUP	1	144	401	73%	546
ST JOHN'S NURSING CENTER		529	17	3%	546
GOLDEN GLADES NURSING & REHABILITATION CTR		536	8	1%	544
COASTAL URGENT CARE		424	115	21%	539
SEBASTIAN RIVER MEDICAL CENTER	2	401	135	25%	538
CAREMED CLINIC LLC		366	172	32%	538
ETHOS WELLNESS PHARMACY		498	40	7%	538
NCF DIAGNOSTICS & DNA TECHNOLOGIES	15	204	318	59%	537
WOODLANDS MEDICAL SPECIALISTS		347	189	35%	536
PEDIATRICS OF CENTRAL FLORIDA PA	17	485	34	6%	536
SHORELINE PHYSICIAN GROUP		333	203	38%	536
LITTLE PINE PEDIATRICS		346	190	35%	536
GULF COAST MOLECULAR LABORATORIES	12	439	84	16%	535
CARE ONE OF FLORIDA LLC		349	186	35%	535
NORTH FLORIDA PEDIATRICS PA		448	85	16%	533
SOUTHEAST ALABAMA MEDICAL CENT		484	49	9%	533
HMA SANTA ROSA MEDICAL CENTER LLC DBA		414	118	22%	532
Signature HealthCare Center of Waterford		504	27	5%	531
THE PRESERVE		523	7	1%	530
MEDIQUICK URGENT CARE CENTERS INC		200	329	62%	529

# COVID-19: testing by laboratory

Data through Jan 21, 2021 verified as of Jan 22, 2021 at 10:25 AM

Data in this report are provisional and subject to change.

The numbers in the table below represent the number of Florida and non-Florida residents for whom test results were received by the Department of Health. A person can be tested by more than one laboratory and can have both positive and negative results. **Therefore, the sum of the numbers in each column will be larger than the total number of people tested.**

Reporting lab	Inconclusive	Negative	Positive	Percent positive	Total
LPG COCONUT POINT		426	102	19%	528
LIFE CARE CENTER OF HILLIARD		511	15	3%	526
MID-FLORIDA PATHOLOGY		413	111	21%	524
AMERICAN FAMILY CARE PENSACOLA WEST		1	521	100%	522
ADVENT HEALTH CENTRA CARE - PORT ORANGE		65	454	87%	519
THERADOC		152	365	71%	517
MED FAST URGENT CARE CENTER		260	257	50%	517
NCHMD, INC SOUTHEAST IMMEDIATE CARE		393	124	24%	517
PRIMARY CARE SERVICES AT ST ANDREWS ESTATES		516			516
PROFESSIONAL HEALTH EXAMINERS		445	71	14%	516
CLEWISTON NURSING AND REHABILITATION CENTER		500	11	2%	511
GROWING TOGETHER PEDIATRICS LLC		469	42	8%	511
PALM GARDEN OF VERO BEACH		471	39	8%	510
STEWART ROCKLEDGE HOSPITAL		383	126	25%	509
MINUTECLINIC LLC #3637		375	133	26%	508
BROAD INSTITUTE CLINICAL SEQUENCING RESEARCH PLATFORM	1	492	15	3%	508
CRUCIAL CARE EMERGENCY MEDICINE DOCTORS		389	115	23%	504
VETERANS AFFAIRS MEDICAL CENTER - BAY PINES		17	486	97%	503
FORT MYERS INTERNAL MEDICINE, LLC		452	48	10%	500
DAVITA LABORATORY		426	72	14%	498
CHILDRENS MEDICAL ASSOCIATION		449	49	10%	498
MINUTECLINIC LLC #1350		401	95	19%	496
ADVENTHEALTH MEDICAL GROUP PROMPT CARE		346	146	30%	492
CLINICAL PATHOLOGY LABS		386	106	22%	492
CAPE CANAVERAL HOSPITAL		296	196	40%	492
EDEN SPRINGS NURSING AND REHAB CENTER		380	110	22%	490
VETERANS AFFAIRS MEDICAL CENTER		40	448	92%	488
MAIN STREET MEDICAL CENTER		110	376	77%	486
GENOME LLC	2	438	44	9%	484
VILLA MARIA NURSING & REHAB CENTER INC	1	472	11	2%	484
CLARITY LABS		419	64	13%	483
J AND G MEDICAL GROUP LLC		405	77	16%	482
KETAMINE HEALTH CENTERS LLC		437	44	9%	481
SPECTOR SCIENTIFIC LAB	1	207	272	57%	480
City Medical Of New Jersey, Pc		438	40	8%	478
EMERALD SHORES HEALTH AND REHABILITATION		389	88	18%	477
JACKSON MEMORIAL LONG TERM CARE CENTER		460	16	3%	476
NSPIRE HEALTHCARE MIAMI LAKES	7	456	13	3%	476
Crestview Rehabilitation Center	4	348	124	26%	476
EAST LAKE PEDIATRICS		396	76	16%	472
DOH - INDIAN RIVER		404	68	14%	472
DOCTORS CENTER,THE		369	102	22%	471
ST CLOUD REGIONAL MEDICAL CENTER CLINICAL LAB		394	75	16%	469
Plantation Bay Rehabilitation Center		452	16	3%	468
HEALTH CENTER AT BRENTWOOD	1	424	42	9%	467
BALDOMERO LOPEZ STATE VETERANS NURSING HOME	2	461	3	1%	466

# COVID-19: testing by laboratory

Data through Jan 21, 2021 verified as of Jan 22, 2021 at 10:25 AM

Data in this report are provisional and subject to change.

The numbers in the table below represent the number of Florida and non-Florida residents for whom test results were received by the Department of Health. A person can be tested by more than one laboratory and can have both positive and negative results. **Therefore, the sum of the numbers in each column will be larger than the total number of people tested.**

Reporting lab	Inconclusive	Negative	Positive	Percent positive	Total
CYPRESS VILLAGE	1	446	19	4%	466
NEW YORK HOSPITAL LABORATORIES	1	452	12	3%	465
LIFE CARE CENTER OF PENSACOLA		419	43	9%	462
MEDICAL CENTER CLINIC-IMMEDIATE CARE	1	372	89	19%	462
RIVER GARDEN HEBREW HOME FOR THE AGED		406	54	12%	460
JACKSON MEMORIAL PERDUE MEDICAL CENTER		438	22	5%	460
MEMORIAL PEMBROKE 24/7 CARE CENTER		348	110	24%	458
REDI MED LLC		333	124	27%	457
ENZO CLINICAL LABS INC	3	435	19	4%	457
NORTH FLORIDA RETIREMENT VILLAGE		453	2	0%	455
CLARIDGE HOUSE NURSING CENTER		437	17	4%	454
VALENCIA HILLS HEALTH AND REHABILITATION CENTER		441	12	3%	453
VITAS HEALTHCARE CORP OF CENTRAL FL		438	14	3%	452
TELESCOPE HEALTH LLC	3	355	93	21%	451
FIRST QUALITY LABORATORY		419	28	6%	447
FLAGLER COUNTY HEALTH DEPARTMENT	1	364	81	18%	446
MEDFAST URGENT CARE CENTERS		167	278	62%	445
BOND AND STEELE CLINIC PA		290	155	35%	445
FOUNTAIN MANOR HEALTH AND REHAB CENTER	1	425	16	4%	442
LOOP PEDIATRICS PA	2	355	85	19%	442
PENSACOLA PEDIATRICS	1	252	188	43%	441
DIAMOND RIDGE HEALTH AND REHABILITATION CENTER		419	20	5%	439
LAUDERDALE NURSING CENTER LLC	1	418	19	4%	438
SMA SPECIALTY MEDICAL LAB		117	321	73%	438
JACKSONVILLE BEACH PEDIATRIC CARE CENTER		390	47	11%	437
FAMILY HEALTH CENTERS OF SWF LABS	2	361	73	17%	436
ADVENT HEALTH CENTRA CARE - WINTER PARK		293	143	33%	436
MOORINGS PARK INSTITUTE, INC, THE		418	18	4%	436
CALHOUN LIBERTY HOSPITAL		313	122	28%	435
WILLOW BROOKE COURT AT INDIAN RIVER ESTATES		390	44	10%	434
HARTS HARBOR HEALTH CARE CENTER		413	21	5%	434
FLO-MEDILAB SERVICES LLC		186	247	57%	433
CARENOW URGENT CARE - FORT PIERCE		237	196	45%	433
PALM GARDEN OF JACKSONVILLE	2	358	73	17%	433
24 HOUR PEDIATRIC CARE CENTER	1	389	41	10%	431
EXPRESS URGENT CARE LLC		1	430	100%	431
MANOR AT CARPENTERS		405	26	6%	431
AVECINA MEDICAL JULINGTON	1	240	189	44%	430
Good Samaritan Society Kissimmee Village		366	64	15%	430
THE PALACE AT HOMESTEAD	1	412	16	4%	429
NCH HEALTHCARE BONITA		311	117	27%	428
The Manor at Blue Water Bay		369	58	14%	427
HALIFAX MEDICAL CENTER-PORT ORANGE LAB		359	68	16%	427
NEW PLANT CITY FAMILY CARE	1	225	201	47%	427
MEDONE URGENT CARE AT ST. AUGUSTINE		111	314	74%	425
SABAL PALMS HEALTH AND REHAB		382	43	10%	425

# COVID-19: testing by laboratory

Data through Jan 21, 2021 verified as of Jan 22, 2021 at 10:25 AM

Data in this report are provisional and subject to change.

The numbers in the table below represent the number of Florida and non-Florida residents for whom test results were received by the Department of Health. A person can be tested by more than one laboratory and can have both positive and negative results. **Therefore, the sum of the numbers in each column will be larger than the total number of people tested.**

Reporting lab	Inconclusive	Negative	Positive	Percent positive	Total
BOCA GRANDE HEALTH CLINIC		402	21	5%	423
FLORIDA DEPT OF HEALTH IN BREVARD COUNTY	3	360	60	14%	423
Southern Oaks Care Center	1	386	34	8%	421
MANOR CARE HEALTH SERVICES - FT MYERS		404	17	4%	421
GARCIA CLINICAL LABORATORY		28	392	93%	420
Williston Care Center		368	51	12%	419
HILLCREST HEALTH CARE & REHABILITATION CENTER	2	407	9	2%	418
PARKLANDS FACILITY INC	4	386	28	7%	418
Q ANSWER LAB	1	375	41	10%	417
PALM GARDEN OF TAMPA		399	18	4%	417
GOLDEN GATE FAMILY CLINIC		83	333	80%	416
CLIFFORD CHESTER SIMS STATE VETERANS		408	7	2%	415
LEHIGH REGIONAL MEDICAL CENTER LAB		371	44	11%	415
PHYSICIANS PRIMARY CARE LAB		360	54	13%	414
ST ANDREWS BAY SKILLED NURSING &		357	57	14%	414
USF MORSANI CENTER FOR ADVANCED HEALTH CARE		356	57	14%	413
Colonial Lakes Health Care		384	28	7%	412
VETERANS AFFAIRS MEDICAL CENTER - GAINESVILLE		2	409	100%	411
MINUTECLINIC LLC #3671		366	44	11%	410
RIVER TOWN DIAGNOSTIC LLC		282	127	31%	409
PALM GARDEN OF OCALA		330	79	19%	409
AMERICA'S PHARMACY LLC		355	49	12%	404
WEST GABLES HEALTH CARE CENTER		393	10	2%	403
PROJECT HEALTH INC	2	312	88	22%	402
TIDE LABORATORIES		359	43	11%	402
HERON POINTE HEALTH AND REHABILITATION	1	398	3	1%	402
APP-UNIPATH, LLC	2	385	14	3%	401
MINUTECLINIC LLC		356	45	11%	401
DIAMOND RIDGE HEALTH AND REHABILITATION		380	19	5%	399
PEDIATRIC HEALTHCARE ALLIANCE PA		358	39	10%	397
CONTINENTAL CLINICAL RESEARCH, LLC		387	10	3%	397
RICARDO NAVARRO DO PA		343	53	13%	396
MINI ER AND URGENT CARE		289	105	27%	394
HARBOUR HEALTH CENTER		380	14	4%	394
BROOKDALE PALMER RANCH	1	338	54	14%	393
NEW YORK PRESBYTERIAN - CUMC CLINICAL		375	17	4%	392
MINUTECLINIC LLC #8927		317	74	19%	391
MAYFLOWER ASSISTED LIVING		389	2	1%	391
BARBER		13	376	97%	389
BALDWIN PEDIATRICS	1	365	21	5%	387
MINUTECLINIC, LLC # 4469		314	70	18%	384
XPRESS URGENT CARE	3	318	63	16%	384
Solaris HealthCare Windermere		364	20	5%	384
BAPTIST PRIMARY CARE	2	296	85	22%	383
ADVENT HEALTH CENTRA CARE - WINTER HAVEN	1	180	201	53%	382
ARCPPOINTS LABS		322	60	16%	382

# COVID-19: testing by laboratory

Data through Jan 21, 2021 verified as of Jan 22, 2021 at 10:25 AM

Data in this report are provisional and subject to change.

The numbers in the table below represent the number of Florida and non-Florida residents for whom test results were received by the Department of Health. A person can be tested by more than one laboratory and can have both positive and negative results. **Therefore, the sum of the numbers in each column will be larger than the total number of people tested.**

Reporting lab	Inconclusive	Negative	Positive	Percent positive	Total
Santa Rosa Center for Rehabilitation and Healing		320	61	16%	381
VITAS LUTHERAN TOWERS INPATIENT PROGRAM		319	60	16%	379
NAVAL HOSPITAL - JACKSONVILLE		50	329	87%	379
EAST LAKE PEDIATRICS PA		344	34	9%	378
ORLANDO HEALTH CENTER FOR REHABILITATION		367	9	2%	376
BAYA PHARMACY WEST		8	368	98%	376
CARE ONE OF FLORIDA	1	246	128	34%	375
BUFFALO CROSSING HEALTHCARE & REHABILITATION CTR		363	12	3%	375
MINUTECLINIC LLC #5187		325	49	13%	374
SPRING HILL HEALTH AND REHABILITATION CENTER		359	15	4%	374
AFC URGENT CARE SEMINOLE			372	100%	372
HENDRY REGIONAL MEDICAL CENTER		107	264	71%	371
URGENT CARE BETHESDA	1	318	52	14%	371
MEDONE URGENT CARE CENTER		149	222	60%	371
Ocala Health and Rehabilitation Center		352	18	5%	370
PALMS OF SEBRING		340	30	8%	370
ADVANCED MEDICAL OF NAPLES LLC		309	61	16%	370
FERNANDINA BEACH REHAB AND NURSING	1	356	12	3%	369
CITRUS NURSING CENTER LLC		343	25	7%	368
MANOR CARE NURSING CENTER OF SARASOTA FL LLC		322	46	13%	368
CHILDRENS MEDICAL ASSOCIATION PA		324	42	11%	366
ADVENT HEALTH - TAMPA		148	217	59%	365
TREASURE COAST COMMUNITY HEALTH	3	309	52	14%	364
PHYSICIANS STAT LAB INC		306	55	15%	361
FAIR HAVENS CENTER, OPCO		355	5	1%	360
Stacey Health Care Centers Inc. dba Riverside Care Center		328	28	8%	356
SOLARIS HEALTHCARE MERRITT ISLAND		327	29	8%	356
INFORM DIAGNOSTICS		349	7	2%	356
FLORIDA GULF COAST UNIVERSITY		198	158	44%	356
ADVENT HEALTH CENTRA CARE - LAKE MARY	2	104	249	70%	355
MANOR OAKS NURSING & REHAB CENTER	2	352	1	0%	355
VIERA HOSPITAL, INC		268	87	25%	355
UR MEDICINE LABS- CENTRAL LABORATORY		337	18	5%	355
INDIAN RIVER CTR, LLC		317	38	11%	355
FLORIDA DEPARTMENT OF HEALTH IN CALHOUN COUNTY		250	105	30%	355
EXPRESS PHARMACY		325	29	8%	354
ABBAY DELRAY		348	5	1%	353
CONSULATE HEALTH CARE OF BAYONET POINT	3	343	7	2%	353
NEMOURS CHILDREN'S HOSPITAL		316	36	10%	352
SOLARIS HEALTHCARE LAKE CITY		288	64	18%	352
FLORIDA HOSPITAL MEDICAL GROUP		253	99	28%	352
FLORIDA HOSPITAL WAUCHULA		241	109	31%	350
MY CLINICAL LAB		224	125	36%	349
BAYSHORE DIAGNOSTICS		309	40	11%	349
SANFORD LABORATORIES		325	24	7%	349
CORE DIAGNOSTIC LABORATORIES LLC		237	109	32%	346

# COVID-19: testing by laboratory

Data through Jan 21, 2021 verified as of Jan 22, 2021 at 10:25 AM

Data in this report are provisional and subject to change.

The numbers in the table below represent the number of Florida and non-Florida residents for whom test results were received by the Department of Health. A person can be tested by more than one laboratory and can have both positive and negative results. **Therefore, the sum of the numbers in each column will be larger than the total number of people tested.**

Reporting lab	Inconclusive	Negative	Positive	Percent positive	Total
THE PALACE MANAGEMENT - THE PALACE AT CORAL GABLES		344	2	1%	346
VILLAGE AT VIENNA SQUARE,THE	6	329	8	2%	343
HOPE HOSPICE AND COMMUNITY SERVICES INC	12	320	10	3%	342
CORAL BAY HEALTHCARE AND REHABILITATION	1	329	12	4%	342
HEALTH DESIGNS		328	13	4%	341
ADVENT HEALTH CENTRA CARE - PALM COAST		80	261	77%	341
SIGNATURE HEALTHCARE OF BROOKWOOD GARDENS		339	1	0%	340
AMERICAN RESEARCH LABS		165	175	51%	340
SELECT REFERENCE LABORATORIES, LLC	1	326	12	4%	339
SIPARADIGM, DIAGNOSTIC INFORMATICS		273	66	19%	339
BENTON PEDIATRICS INC		303	35	10%	338
ORCHARD PARK HEALTH & REHABILITATION		333	4	1%	337
FLORIDA DEPARTMENT OF HEALTH CLAY COUNTY	1	244	91	27%	336
SUNRISE URGENT CARE ASSOCIATES LLC D/B/A	2	85	248	74%	335
POINT WASHINGTON MEDICAL CLINIC		173	162	48%	335
NORTH FLORIDA REHABILITATION & SPECIALTY CARE		332	3	1%	335
MINUTECLINIC LLC #6007		271	63	19%	334
RUSKIN HEALTH CENTER		222	111	33%	333
SUWANNEE HEALTH AND REHABILITATION CENTER		328	5	2%	333
ADVENT HEALTH CENTRA CARE - LEESBURG		13	318	96%	331
DBI HEALTH INC		317	14	4%	331
NORTH PINELLAS STATMED QUICK QUALITY CLINICS		236	93	28%	329
Timberridge Center for Rehabilitation and Healing		303	26	8%	329
BLOUNTSTOWN REHABILITATION CENTER LLC		224	103	31%	327
USAFSAM/PHE		174	153	47%	327
TRI-COUNTY NURSING AND REHABILITATION CENTER INC		311	15	5%	326
Life Care Center at Wells Crossing		306	18	6%	324
MEDSCAN LABORATORY INC	1	163	160	49%	324
Cypress Cove Care Center		224	100	31%	324
BROOKSVILLE HEALTHCARE CENTER LLC		319	4	1%	323
MICHAEL A MIDDLETON MD PA		309	13	4%	322
ST PETERSBURG PEDIATRICS	1	278	43	13%	322
SANDBAY URGENT CARE		255	66	21%	321
SOLARIS HEALTHCARE PARKWAY	2	306	12	4%	320
Life Care Center of Ocala		277	43	13%	320
MIDWAY SPECIALTY CARE CENTER	3	203	113	35%	319
CLERMONT HEALTH AND REHABILITATION CENTER		297	22	7%	319
HAINES CITY REHABILITATION AND NURSING CENTER		296	23	7%	319
SEMINOLE NURSING PAVILION		312	7	2%	319
DXTERITY DIAGNOSTICS	1	302	15	5%	318
CORAL TRACE HEALTH CARE	2	311	5	2%	318
Palmetto Subacute Care Center		309	8	3%	317
GOOD SAMARITAN CENTER		316	1	0%	317
Darcy Hall Of Life Care		315	2	1%	317
SHORE ACRES CARE CENTER		282	33	10%	315
ASAP LAB LLC		200	115	37%	315

# COVID-19: testing by laboratory

Data through Jan 21, 2021 verified as of Jan 22, 2021 at 10:25 AM

Data in this report are provisional and subject to change.

The numbers in the table below represent the number of Florida and non-Florida residents for whom test results were received by the Department of Health. A person can be tested by more than one laboratory and can have both positive and negative results. **Therefore, the sum of the numbers in each column will be larger than the total number of people tested.**

Reporting lab	Inconclusive	Negative	Positive	Percent positive	Total
HEALTH CENTRAL PARK		249	66	21%	315
MINUTECLINIC LLC, #10357		313	1	0%	314
VETERANS AFFAIRS MEDICAL CENTER - LAKE CITY		52	262	83%	314
PALMETTO FAMILY HEALTHCARE	1	193	120	38%	314
PALM GARDEN OF CLEARWATER		296	18	6%	314
SOLARIS HEALTHCARE DAYTONA	1	270	43	14%	314
GENESIS MEDICAL LABORATORY MIAMI FL.		83	230	73%	313
MEDFAST URGENT CARE CENTER		83	230	73%	313
FLORIDA HOSPITAL HEARTLAND MED CTR LAKE PLACID		228	83	27%	311
HEALTHY STEPS PEDIATRICS		273	38	12%	311
LIFE CARE PONTE VEDRA INC		306	5	2%	311
MANORCARE HEALTH SERVICES - VENICE		257	53	17%	310
MEDICAL CENTER OF DELTONA, INC		240	69	22%	309
AFC URGENT CARE TYRONE		2	306	99%	308
PALM GARDEN OF ORLANDO		276	31	10%	307
MEDEXPRESS LUTZ		3	304	99%	307
AFC URGENT CARE FAMILY CARE			307	100%	307
CARENOW	2	161	144	47%	307
SUSANNA WESLEY HEALTH CENTER		272	35	11%	307
Manatee Springs Rehabilitation and Nursing Center		289	18	6%	307
AFC URGENT CARE CLEARWATER	1	122	183	60%	306
BREVARD HEALTH ALLIANCE		119	186	61%	305
Quest Diag Unspecifd	1	180	123	40%	304
SOLARIS HEALTHCARE OSCEOLA		295	9	3%	304
ELLENTON PEDIATRICS		286	17	6%	303
NORTH FLORIDA MEDICAL GROUP		206	97	32%	303
LIFEBRITE	1	123	178	59%	302
FAIRWAY OAKS CENTER LLC	6	289	6	2%	301
SOLARIS HEALTHCARE BAYONET POINT		288	12	4%	300
Palm Garden of Largo		297	3	1%	300
Bayside Care Center	1	277	20	7%	298
DELTONA HEALTH CARE		274	23	8%	297
KEY WEST HEALTH AND REHAB	1	289	7	2%	297
ADVENT HEALTH CENTRA CARE - TITUSVILLE		56	241	81%	297
PHYSICIANS REGIONAL WALK-IN		185	112	38%	297
MEDIPATH		16	280	95%	296
BUENA VISTA URGENT CARE		264	32	11%	296
PEBBLEBROOK PHARMACY		219	77	26%	296
STARKE FAMILY MEDICAL CENTER		234	60	20%	294
FLORIDA DEPARTMENT OF HEALTH		258	35	12%	293
NORTHWEST MEDICAL CENTER CLINICAL LABORATORY		175	117	40%	292
AVELLINO LAB USA, INC	1	279	11	4%	291
Marshall Health and Rehabilitation Center		265	25	9%	290
AUBURN UNIVERSITY MEDICAL CLINIC		227	62	21%	289
PALM GARDEN OF GAINESVILLE	2	285	2	1%	289
PruittHealth Panama City	1	228	59	20%	288

# COVID-19: testing by laboratory

Data through Jan 21, 2021 verified as of Jan 22, 2021 at 10:25 AM

Data in this report are provisional and subject to change.

The numbers in the table below represent the number of Florida and non-Florida residents for whom test results were received by the Department of Health. A person can be tested by more than one laboratory and can have both positive and negative results. **Therefore, the sum of the numbers in each column will be larger than the total number of people tested.**

Reporting lab	Inconclusive	Negative	Positive	Percent positive	Total
Destin Healthcare and Rehabilitation Center	1	259	28	10%	288
BOCA BIOLISTICS REFERENCE LABORATORY	2	185	100	35%	287
LAKELAND REGIONAL HEALTH SYSTEMS INC		20	266	93%	286
LabCorp (Non-Interfaced)	1	115	170	59%	286
ASCEND CLINICAL	2	232	52	18%	286
Bardmoor Oaks Healthcare and Rehabilitation Center		279	6	2%	285
SPECIALTY HEALTH AND REHABILITATION CENTER		260	25	9%	285
BAY VILLAGE OF SARASOTA INC		282	3	1%	285
BIOCEPT		268	16	6%	284
HEARTLAND PEDIATRICS OF LAKE WALES		250	34	12%	284
PruittHealth Santa Rosa		195	88	31%	283
GOOD SAMARITAN SOCIETY-DAYTONA		278	5	2%	283
GANDY CROSSING CARE CENTER	1	268	13	5%	282
SEA BREEZE REHAB AND NURSING CENTER□		275	6	2%	281
ROLLINS COLLEGE WELLNESS CENTER		130	148	53%	278
PRIMARY CARE SOUTH INC		27	251	90%	278
ST JAMES HEALTH AND REHABILITATION CENTER		193	84	30%	277
PRUITT HEALTH-SANTA ROSA		275	2	1%	277
HARDEE MANOR HEALTH CARE CENTER	1	273	3	1%	277
OSPREY LODGE		228	49	18%	277
SPRINGTREE REHAB & HEALTH CARE CENTER		261	16	6%	277
CARITHERS PEDIATRIC GROUP		240	36	13%	276
VILLAGE DOCTORS FAMILY MEDICAL CENTER OF		218	57	21%	275
BRIDGEWATER PARK HEALTH AND REHAB		257	17	6%	274
WESTCHESTER GARDENS LIMITED PARTNERSHIP		268	5	2%	273
AURORA DIAGNOSTICS BERNHARDT LABORATORIES PATHOLOGY SERVICE		190	83	30%	273
AVENTURA REHAB AND NURSING CENTER		268	5	2%	273
OCEAN VIEW NURSING AND REHAB CENTER		259	13	5%	272
CONSULATE HEALTH CARE OF SAFETY HARBOR		266	6	2%	272
EPN URGENT CARE		43	228	84%	271
Glades West Rehabilitation and Nursing Center		263	8	3%	271
LIFE CARE CENTER OF PALM BAY□		268	3	1%	271
SERENADES IN THE VILLAGES		216	54	20%	270
KISSIMMEE FACILITY OPERATIONS LLC		250	19	7%	269
ARGO SENIOR LIVING AT HAVERHILL		255	14	5%	269
HOMESTEAD MANOR	2	227	40	15%	269
Premier Place at The Glenview		260	8	3%	268
ADVENT HEALTH CENTRA CARE - ALTAMONTE SPRINGS		159	109	41%	268
LITTLE PINE PEDIATRICS PLLC		227	40	15%	267
HARDEE COUNTY HEALTH DEPARTMENT		208	59	22%	267
AFC URGENT CARE		66	201	75%	267
LUTHERAN HAVEN		260	7	3%	267
ST JUDE CHILDREN'S RESEARCH HOSPITAL		254	13	5%	267
ST LUCIE EMPLOYEE HEALTH & WELLNESS CENTER		264	3	1%	267
ROSEWOOD HEALTH AND REHABILITATION CENTER		255	11	4%	266
PINES OF SARASOTA		263	3	1%	266

# COVID-19: testing by laboratory

Data through Jan 21, 2021 verified as of Jan 22, 2021 at 10:25 AM

Data in this report are provisional and subject to change.

The numbers in the table below represent the number of Florida and non-Florida residents for whom test results were received by the Department of Health. A person can be tested by more than one laboratory and can have both positive and negative results. **Therefore, the sum of the numbers in each column will be larger than the total number of people tested.**

Reporting lab	Inconclusive	Negative	Positive	Percent positive	Total
SIGNATURE HEALTHCARE OF NORTH FLORIDA		264	2	1%	266
ADVENT HEALTH CENTRA CARE - ORMOND BEACH		113	153	58%	266
AFC PHYSICIANS OF FLORIDA		176	90	34%	266
SUN COUNTRY PEDIATRICS PLLC	6	234	26	10%	266
CRONOS CLINICAL LABORATORY	17	175	73	28%	265
ORCHARD RIDGE CARE AND REHABILITATION CENTER		254	10	4%	264
LAKE EUSTIS HEALTH AND REHABILITATION CENTER		257	6	2%	263
TAMARAC REHABILITATION & HEALTH CENTER		261	1	0%	262
MANOR CARE OF BOYNTON BEACH LLC		243	18	7%	261
SABAL DIRECT PRIMARY CARE, PA		215	46	18%	261
FL HUD DESTIN, LLC D/B/A GRAND BOULEVARD HEALTH		228	33	13%	261
CLIFFORD CHESTER SIMS VA NURSING HOME		251	9	3%	260
CONSULATE HEALTHCARE OF KISSIMMEE		247	12	5%	259
renaissance health and rehabilitation center		243	15	6%	258
THE SPRINGS AT BOCA CIEGA BAY		249	9	3%	258
QUALITOX LABORATORIES		105	153	59%	258
HEATHER HILL HEALTHCARE CENTER		216	42	16%	258
FLORIDA WOMAN CARE LABORATORY LLC		232	26	10%	258
ATLANTIC SHORES NURSING AND REHAB CENTER		250	7	3%	257
BEAR CREEK NURSING CENTER		251	4	2%	255
DAVID SCOTT MADWAR MD PA□		229	26	10%	255
PERSONALIZED GENETIC TESTING	1	162	92	36%	255
LIFE CARE CENTER OF WINTER HAVEN		237	17	7%	254
VILLAGE DOCTORS OF KEYSTONE		183	70	28%	253
FAMILY HEALTH CENTERS OF SOUTHWEST FLORIDA INC		203	49	19%	252
DIAGNOSTIC & CLINICAL CARE SERVICES INC DBA		204	47	19%	251
FLORIDA DEPARTMENT OF HEALTH IN LIBERTY COUNTY	2	168	80	32%	250
FIRST CHOICE PEDIATRICS		179	71	28%	250
PIONEER CLINICAL LAB, LLC		166	83	33%	249
ROSEN MEDICAL CENTER		217	32	13%	249
Solaris Healthcare Lake Bennet		216	32	13%	248
Rehabilitation Center for Park Place LLC		241	7	3%	248
SHELL POINT VILLAGE MEDICAL CENTER		246	1	0%	247
COLOR GENOMICS, INC.	2	239	6	2%	247
TIDEWELL HOSPICE INC		244	3	1%	247
SILVER CREEK SENIOR LIVING COMMUNITY		241	5	2%	246
MARTIN MEMORIAL MEDICAL CENTER LAB		128	118	48%	246
BRISTOL AT TAMPA, THE	3	235	8	3%	246
CARRINGTON PLACE OF ST PETE LLC		242	4	2%	246
Fernandina Beach Rehabilitation and Nursing Center		243	2	1%	245
PROTEUS MOLECULAR AND CLINICAL LAB	1	148	96	39%	245
The Care Center at Pinellas Park	1	236	8	3%	245
BROWARD NURSING & REHABILITATION CTR	8	231	5	2%	244
SAMANTHA WILSON CARE CENTER	1	234	9	4%	244
QUICK CARE MED		192	52	21%	244
SOLARIS HEALTHCARE IMPERIAL		237	6	2%	243

# COVID-19: testing by laboratory

Data through Jan 21, 2021 verified as of Jan 22, 2021 at 10:25 AM

Data in this report are provisional and subject to change.

The numbers in the table below represent the number of Florida and non-Florida residents for whom test results were received by the Department of Health. A person can be tested by more than one laboratory and can have both positive and negative results. **Therefore, the sum of the numbers in each column will be larger than the total number of people tested.**

Reporting lab	Inconclusive	Negative	Positive	Percent positive	Total
HARBOURWOOD	1	238	4	2%	243
Heritage Healthcare at Tallahassee		239	4	2%	243
ROSEWOOD HEALTHCARE & REHABILITATION CENTER		239	4	2%	243
MALABAR/ADVENT CENTRA CARE		48	195	80%	243
ARCHER HEALTH VENTURES, LLC		217	25	10%	242
RULEME CENTER	2	218	21	9%	241
PEDIATRIC HEALTHCARE ALLIANCE		220	21	9%	241
GOOD SAMARITAN CARES		236	5	2%	241
AVANTE AT LEESBURG INC		241			241
SERANADES BY SONATA WEST ORANGE		214	26	11%	240
TUSKAWILLA NURSING AND REHAB CENTER	2	231	7	3%	240
JACKSON PLAZA NURSING & REHAB CENTER	2	231	6	3%	239
FAMILY CARE PARTNERS OF NORTHEAST FLORIDA LLC		171	68	28%	239
AVANTE AT MT DORA		237	2	1%	239
GRAND COURT TAMPA		235	3	1%	238
BRENTWOOD RETIREMENT COMMUNITY	5	204	28	12%	237
SAINTS 120 LLC	1	203	33	14%	237
KENNEDY PAIN CLINIC GROUP LLC		210	27	11%	237
ORANGE BLOSSOM FAMILY HEALTH		221	16	7%	237
ADVENT HEALTH CENTRA CARE - UNIVERSITY	1	95	140	59%	236
REGENTS PARK AT AVENTURA		221	14	6%	235
OAK HAMMOCK AT THE UNIVERSITY OF FLORIDA		229	6	3%	235
Vi at Lakeside Village Skilled Nursing		230	5	2%	235
BAY TREE CARE AND REHABILITATION CENTER		197	37	16%	234
Solaris Healthcare Coconut Creek		231	3	1%	234
ELMHURST HOSPITAL CENTER	1	222	11	5%	234
MEMPHIS PATHOLOGY LABORATORY	4	212	17	7%	233
REHABILITATION CENTER OF LAKE CITY, THE		205	28	12%	233
RIVERS FAMILY MEDICINE PA		169	64	27%	233
PEDIATRIC HEALTH CARE ALLIANCE, PA		211	22	9%	233
TALLAHASSEE NHHI LLC	1	214	18	8%	233
BUREAU OF CLINICAL LABORATORIES		196	37	16%	233
Bay Breeze Senior Living and Rehabilitation Center		181	51	22%	232
HEALTH PARK CARE CENTER		229	3	1%	232
PALM GARDEN OF AVENTURA		230	1	0%	231
BAYA POINTE NURSING AND REHABILITATION		148	83	36%	231
MANOR CARE OF NAPLES FL LLC		228	3	1%	231
LAKE PARK OF MADISON		225	5	2%	230
SILVERCREST HEALTH AND REHABILITATION CENTER	3	221	6	3%	230
AMEERAH LABS, LLC	2	174	53	23%	229
MINUTECLINIC LLC #5157		190	39	17%	229
CHIPOLA HEALTH AND REHAB		212	17	7%	229
ADVENT HEALTH CENTRA CARE - COLONIAL TOWN	1	175	51	22%	227
LONGWOOD FAMILY PRACTICE		178	49	22%	227
ADVENT HEALTH CENTRA CARE		104	122	54%	226
LYNN HAVEN SPORTS COMPLEX-WALKON CLINIC		20	206	91%	226

# COVID-19: testing by laboratory

Data through Jan 21, 2021 verified as of Jan 22, 2021 at 10:25 AM

Data in this report are provisional and subject to change.

The numbers in the table below represent the number of Florida and non-Florida residents for whom test results were received by the Department of Health. A person can be tested by more than one laboratory and can have both positive and negative results. **Therefore, the sum of the numbers in each column will be larger than the total number of people tested.**

Reporting lab	Inconclusive	Negative	Positive	Percent positive	Total
ACCURATE DIAGNOSTIC LABS, INC		212	14	6%	226
MANDARIN PEDIATRICS		209	17	8%	226
TGH		1	225	100%	226
TIERRA PINES CENTER		214	11	5%	225
TERRACES OF LAKE WORTH CARE CENTER□		217	8	4%	225
PARKS HEALTHCARE & REHABILITATION CTR	4	211	10	4%	225
LEHIGH VALLEY GENOMICS			224	100%	224
FG RAPID RESULTS	2	115	107	48%	224
Sunset Point Center		218	4	2%	222
MOLECULAR TESTING LABS		179	41	19%	220
SUNLAND MARIANNA COX MEDICAL CENTER		185	35	16%	220
ABBOTT LABORATORIES		142	77	35%	219
NATIONS BEST FAMILY HEALTH CARE		77	142	65%	219
Boynton Beach Rehabilitation Center	2	213	4	2%	219
AFC PHYSICIANS OF FLORIDA PA		138	81	37%	219
WOOD LAKE HEALTH AND REHABILITATION CENTER		219			219
ManorCare Health Services-Palm Harbor	1	218			219
CROSS POINTE CARE CENTER	2	216			218
FAMILY CARE PARTNERS OF NE FLORIDA LLC		157	61	28%	218
DIGNITY HEALING, LLC		207	11	5%	218
THE MANOR AT CARPENTERS		185	32	15%	217
INTERNAL MEDICINE & PEDIATRICS OF TAMPA BAY PA		174	43	20%	217
LAKE PORT SQUARE		200	17	8%	217
EDGEWATER AT WATERMAN VILLAGE,THE		205	12	6%	217
AVECINA MOBILE		118	98	45%	216
W FRANK WELLS NURSING HOME		189	27	13%	216
ADVENTHEALTH EXPRESS CARE AT WALGREENS 49TH STREET		175	41	19%	216
ST. CLOUD REGIONAL MEDICAL CENTER		199	17	8%	216
MIAMI JEWISH HEALTH SYSTEMS, INC	1	207	8	4%	216
HCSO OCCUPATIONAL HEALTH AND WELLNESS CENTER		163	53	25%	216
AMERICAN HOUSE SENIOR LIVING		176	40	19%	216
Consulate Health Care of North Fort Myers		203	12	6%	215
USA HEALTH UNIVERSITY HOSPITAL CLINICAL LABORATORY	1	211	3	1%	215
VETERANS AFFAIRS MEDICAL CENTER - MIAMI			215	100%	215
ASSOCIATESMD MEDICAL GROUP INC		175	39	18%	214
BROWARD PARTNERSHIP	3	208	3	1%	214
FELLOWSHIP HOME AT THE FAIRWAY LLC		208	6	3%	214
GATEWAY/ADVENT CENTRA CARE	1	24	189	88%	214
FLORIDA CLINICAL LABORATORY-BIOREFERENCE LABORATORIES		67	147	69%	214
BLOCK, NATION, CHASE, AND SMOLEN FAMILY MEDICINE		157	56	26%	213
OCALA FAMILY MEDICAL CENTER INC	1	172	40	19%	213
FLORIDA HEART & VASCULAR MULTISPECIALTY GROUP PA		144	69	32%	213
PCB CLINIC		167	45	21%	212
CONSULATE HEALTH CARE OF WINTER HAVEN		209	3	1%	212
POCONO MEDICAL CENTER		212			212
HAVEN OF OUR LADY OF PEACE INC		204	8	4%	212

# COVID-19: testing by laboratory

Data through Jan 21, 2021 verified as of Jan 22, 2021 at 10:25 AM

Data in this report are provisional and subject to change.

The numbers in the table below represent the number of Florida and non-Florida residents for whom test results were received by the Department of Health. A person can be tested by more than one laboratory and can have both positive and negative results. **Therefore, the sum of the numbers in each column will be larger than the total number of people tested.**

Reporting lab	Inconclusive	Negative	Positive	Percent positive	Total
ORLANDO VA MEDICAL CENTER			212	100%	212
SUNRISE DIAGNOSTIC LABORATORY		158	53	25%	211
COMMUNITY HEALTH AND REHABILITATION CENTER		169	42	20%	211
Chatsworth at PGA National, LLC		201	9	4%	210
CLINICAL PATHOLOGY LABS INC		208	2	1%	210
Lake Port Square Health Center		195	15	7%	210
BOND CLINIC PA PEDIATRICS DEPT		182	28	13%	210
HOLIDAY CVS LLC DBA CVS/PHARMACY #0440		205	5	2%	210
WESTWOOD HEALTHCARE SNF		175	34	16%	209
The Palace Nursing and Rehabilitation Center		209			209
PEDIATRICS IN BREVARD PA		188	21	10%	209
Taylor Care Center		204	5	2%	209
CHILDRENS CLINIC WEST FLORIDA PEDIATRICS		184	24	12%	208
URGENT CARE EXPRESS LLC		1	207	100%	208
PALM GARDEN OF WINTER HAVEN		192	15	7%	207
ADDINGTON PLACE AT WELLINGTON GREEN		204	3	1%	207
SOUTHWEST ORLANDO FAMILY MEDICINE, PL		166	41	20%	207
DOCTORS MEMORIAL FAMILY MEDICINE	2	142	63	30%	207
HOMESTEAD VILLAGE		201	4	2%	205
UNIVERSITY OF TAMPA STUDENT HEALTH AND SHC CLINICAL LABORATORY		62	142	70%	204
AVON PARK PEDIATRICS INC	3	182	19	9%	204
FULGENT GENETICS	2	163	39	19%	204
Cross Gardens Care Center		203	1	0%	204
SIGNATURE HEALTHCARE AT THE COURTYARD		158	46	23%	204
ORANGE COUNTY HEALTH DEPT		196	8	4%	204
HEALTH FIRST - HOLMES REGIONAL MEDICAL CENTER		32	170	84%	202
Parkview Rehabilitation Center at Winter Park		198	4	2%	202
POLK COUNTY HEALTH DEPARTMENT		178	24	12%	202
Lakewood Nursing Center		176	26	13%	202
Governors Creek Health and Rehabilitation	1	198	2	1%	201
VAMC WEST PALM LAB		5	196	98%	201
CHAUTAUQUA REHABILITATION AND NURSING CENTER		192	9	4%	201
Avante at Orlando		197	3	2%	200
SOLARIS SENIOR LIVING VERO BEACH		192	7	4%	199
TRENTON MEDICAL CENTER INC DBA PALMS MEDICAL GROUP	4	140	55	28%	199
DEPARTMENT OF HEALTH & HUMAN SERVICES		198			198
ANCIENT CITY PEDIATRICS		187	11	6%	198
ADVENT HEALTH - CARROLLWOOD	4	169	25	13%	198
Life Care Center of Punta Gorda	1	186	11	6%	198
PATHGROUP LABS LLC		94	104	53%	198
ESTERO ISLAND MEDICAL CENTER		161	36	18%	197
BAPTIST PRIMARY CARE, INC		180	16	8%	196
Solaris Senior Living North Naples ALF		189	7	4%	196
CORAL REEF NURSING & REHABILITATION CENTER		194	2	1%	196
GLENRIDGE ON PALMER RANCH,THE		189	7	4%	196
ADVANCED AMBULATORY SURGERY CENTER		186	10	5%	196

# COVID-19: testing by laboratory

Data through Jan 21, 2021 verified as of Jan 22, 2021 at 10:25 AM

Data in this report are provisional and subject to change.

The numbers in the table below represent the number of Florida and non-Florida residents for whom test results were received by the Department of Health. A person can be tested by more than one laboratory and can have both positive and negative results. **Therefore, the sum of the numbers in each column will be larger than the total number of people tested.**

Reporting lab	Inconclusive	Negative	Positive	Percent positive	Total
EXCEL PEDIATRICS		157	39	20%	196
WIREGRASS DIRECT PRIMARY CARE PLLC□		165	30	15%	195
ASCENSION MEDICAL GROUP		2	193	99%	195
MACTOWN, INC		194	1	1%	195
LASER & SURGERY CENTER OF THE PALM BEACHES□		193	1	1%	194
MINUTECLINIC LLC #214		162	32	16%	194
Orchid Cove at Sarasota		192	1	1%	193
SUPERIOR RESIDENCES OF PANAMA CITY BEACH		187	6	3%	193
San Jose Health & Rehabilitation		190	3	2%	193
Bayside Health and Rehabilitation		164	29	15%	193
FLOMEDILAB		19	174	90%	193
AMERICAN FINNISH NURSING HOME	1	186	5	3%	192
Avante at Inverness		190			190
Nspire Health Care Kendall		180	10	5%	190
WASHINGTON REHAB AND NURSING		180	9	5%	189
FORT PIERCE HEALTH CARE		184	5	3%	189
FORT MYERS REHABILITATION AND NURSING CENTER		165	24	13%	189
WOMEN'S CARE FLORIDA LABORATORY		183	5	3%	188
HEALTH LINK DIAGNOSTIC LABORATORIES		182	6	3%	188
ADVENT HEALTH - ORLANDO		138	50	27%	188
FIRST CHOICE PRIMARY CARE		148	40	21%	188
AMBULATORY SURGERY CENTER OF BOCA RATON LTD		186	1	1%	187
NSPIRE HEALTHCARE LAUDERHILL		181	6	3%	187
NEO GENOMICS - FORT MYERS	1	181	5	3%	187
RIVERWOOD HEALTH NH LLC		148	39	21%	187
CENTERSTONE OF FLORIDA□		173	13	7%	186
PLANTATION NURSING & REHAB CENTER		186			186
OCEAN REEF MEDICAL CENTER		150	35	19%	185
ARCPPOINT LABS OF ST PETERSBURG		118	67	36%	185
SUNSHINE URGENT CARE LLC		114	71	38%	185
BAYVIEW CENTER		183	2	1%	185
Whispering Oaks	9	153	23	12%	185
CYPRESS POINT LIVING, LLC		172	13	7%	185
ADVENT		172	13	7%	185
FLORIDA KEYS PEDIATRICS & ADOLESCENT CENTER		175	9	5%	184
ADVENT HEALTH CENTRA CARE - DAYTONA BEACH		93	91	49%	184
ATLANTIC URGENT CARE		125	59	32%	184
JAMES A HALEY VETERANS HOSPITAL			184	100%	184
ST. JAMES BAY HEALTH AND REHABILITATION CENTER		183	1	1%	184
PALM GARDEN OF WEST PALM BEACH□	2	167	15	8%	184
PAVILION FOR HEALTHCARE, THE		183	1	1%	184
ADVENT HEALTH CENTRA CARE - WESLEY CHAPEL		13	170	93%	183
TRINITY REGIONAL REHAB CENTER		168	15	8%	183
ABBIEJEAN RUSSELL CARE CENTER□		183			183
ADVENTHEALTH MEDICAL GROUP PROMPT CAR	1	124	57	31%	182
KINDRED HOSPITAL	7	172	3	2%	182

# COVID-19: testing by laboratory

Data through Jan 21, 2021 verified as of Jan 22, 2021 at 10:25 AM

Data in this report are provisional and subject to change.

The numbers in the table below represent the number of Florida and non-Florida residents for whom test results were received by the Department of Health. A person can be tested by more than one laboratory and can have both positive and negative results. **Therefore, the sum of the numbers in each column will be larger than the total number of people tested.**

Reporting lab	Inconclusive	Negative	Positive	Percent positive	Total
NAPLES CHILDREN'S URGENT CARE		142	39	22%	181
LAKE VIEW CARE CENTER AT DELRAY		176	5	3%	181
BROOKDALE FORT MYERS CYPRESS LAKE		180	1	1%	181
ENCOMPASS HEALTH REHABILITATION HOSPITAL	5	173	3	2%	181
BOCA RATON REHABILITATION CENTER	4	174	3	2%	181
CONSULATE HEALTH CARE OF MELBOURNE		178	3	2%	181
INN AT ASTON GARDENS, THE		176	5	3%	181
NADAL PEDIATRICS - VICTORIA STREET (3385)		153	28	15%	181
Life Care Center at Inverrary		178	2	1%	180
AMERICAN MEDICAL RESPONSE		176	4	2%	180
CENTRA CARE - AZALEA PARK		98	82	46%	180
NIGHT LITE PEDIATRICS WINTER GARDEN		144	35	20%	179
Consulate Healthcare of West Palm Beach		165	14	8%	179
JACKSONVILLE KIDS PEDIATRICS, PLLC		154	24	13%	178
FINLAY CLINICAL LABORATORY INC		36	142	80%	178
ARBOR FACILITY INC		178			178
FRICKS PHARMACY		133	45	25%	178
ADVENT HEALTH CENTRA CARE - CARROLLWOOD		5	172	97%	177
ANTHEM LAKES LLC		151	26	15%	177
BAPTIST HEALTH PRIMARY CARE	1	134	41	23%	176
Heritage Park Rehabilitation & Healthcare		159	17	10%	176
BAPTIST PRIMARY CARE INC		156	20	11%	176
Crossbreeze care center		174	1	1%	175
ST CATHERINE'S WEST REHABILITATION HOSPITAL		165	10	6%	175
UCC - WELLINGTON		1	174	99%	175
Emory L Bennett State Veterans Nursing Home		173	2	1%	175
OAKBROOK HEALTH AND REHABILITATION CENTER	1	160	14	8%	175
LAKESIDE NEUROLOGIC		167	8	5%	175
PIONEER CLINICAL LAB LLC		119	55	32%	174
HOLISTIX TREATMENT CENTERS		168	6	3%	174
CYPRESS COVE		169	5	3%	174
MEDICAL CONSULTANTS OF FLORIDA LLC	1	142	31	18%	174
Consulate Health Care of St. Petersburg		174			174
CONEY ISLAND HOSPITAL		168	6	3%	174
NORTH FLORIDA PEDIATRICS - MARIANNA		138	36	21%	174
HOLLEY NAVARRE MEDICAL CLINIC		121	53	30%	174
OKEECHOBEE COUNTY HEALTH DEPT	1	109	63	36%	173
PEDIATRICS BY THE SEA		168	5	3%	173
BROOKDALE PADDOCK HILLS		172	1	1%	173
WATERMARK LAKE POINTE WOODS LLC		154	18	10%	172
Heartland Healthcare of Ft. Myers	1	171			172
ASTON GARDENS AT PELICAN MARSH		169	3	2%	172
The Inn at Sarasota Bay Club		169	2	1%	171
PADDOCK RIDGE		168	3	2%	171
AZALEA TRACE		158	12	7%	170
Life Care Center of Sarasota		159	11	6%	170

# COVID-19: testing by laboratory

Data through Jan 21, 2021 verified as of Jan 22, 2021 at 10:25 AM

Data in this report are provisional and subject to change.

The numbers in the table below represent the number of Florida and non-Florida residents for whom test results were received by the Department of Health. A person can be tested by more than one laboratory and can have both positive and negative results. **Therefore, the sum of the numbers in each column will be larger than the total number of people tested.**

Reporting lab	Inconclusive	Negative	Positive	Percent positive	Total
HUNT CLUB PEDIATRIC ASSOCIATES, P.A.		142	28	16%	170
GOOD SAMARITAN SOCIETY OF DELAND		159	10	6%	169
PEDIATRIC ASSOCIATES OF OCALA PA		149	20	12%	169
CANTERFIELD OF CLAY COUNTY		132	37	22%	169
ALLSOUTH URGENT CARE		6	162	96%	168
PANAMA CITY DEVELOPMENTAL CENTER□		168			168
TARPON POINT NURSING AND REHABILITATION CENTER		164	3	2%	167
URGENT CARE OF THE PALM BEACHES, NORTH PALM BEACH			167	100%	167
PALM BEACH PEDIATRICS PA	2	151	14	8%	167
HOSPITAL FOR SPECIAL SURGERY		164	2	1%	166
EVENT MED SERVICES LABORATORY		163	3	2%	166
FLORIDA HEALTH CARE PLAN INC		2	164	99%	166
ADVENT HEALTH CENTRA CARE - TEMPLE TERRACE	1	103	61	37%	165
COLONY CLUB ALF,THE		153	12	7%	165
LAB DOCTOR		142	23	14%	165
WHITE WILSON MEDICAL IMMEDIATE CARE NICEVILLE		1	164	99%	165
ADVENT HEALTH CENTRA CARE - OVIEDO		63	101	62%	164
DISCOVERY VILLAGE AT MELBOURNE		151	13	8%	164
EDGEWOOD NURSING CENTER		157	7	4%	164
SARNO EXTENDED HOURS		104	60	37%	164
BRADENTON HEALTH CARE		163			163
DOCTORS MEMORIAL HOSPITAL		44	119	73%	163
TRI COUNTY NURSING HOME		162	1	1%	163
ORLANDO HEALTH EMERGENCY DEPARTMENT		152	11	7%	163
Concordia Village of Tampa AL		160	3	2%	163
BORLAND GROOVER CLINIC	1	133	28	17%	162
ALL SEASONS NAPLES LLC□		160	2	1%	162
LAB CORP	1	93	68	42%	162
ST MARK VILLAGE		158	4	2%	162
CLINICAL ENTERPRISE, INC		146	15	9%	161
CANTERFIELD OF OCALA, LLC		154	7	4%	161
SOMERBY LAKE NONA		154	7	4%	161
KEYSTONE REHAB		160			160
GREENBRIAR REHABILITATION AND NURSING CENTER	1	159			160
STATMED QUICK QUALITY CLINIC AT NORTH PINELLAS		65	94	59%	159
The Waterford		159			159
ONESTOP MEDICAL AND URGENT CARE LLC		125	33	21%	158
PRIMECARE OF DOTHAN		109	49	31%	158
WUESTHOFF REF LABORATORY			158	100%	158
TAVARES PEDIATRICS		133	25	16%	158
DISCOVERY VILLAGE AT NAPLES		142	16	10%	158
OSPREY VILLAGE AT AMELIA ISLAND LTD		150	7	4%	157
KR at Hillsborough Lakes/Lutz Healthcare		152	5	3%	157
BOND CLINIC, PA		114	43	27%	157
FHMG FLORIDA HOSPITAL MEDICAL GROUP		132	24	15%	156
BEACON AT GULF BREEZE, THE	2	147	7	4%	156

# COVID-19: testing by laboratory

Data through Jan 21, 2021 verified as of Jan 22, 2021 at 10:25 AM

Data in this report are provisional and subject to change.

The numbers in the table below represent the number of Florida and non-Florida residents for whom test results were received by the Department of Health. A person can be tested by more than one laboratory and can have both positive and negative results. **Therefore, the sum of the numbers in each column will be larger than the total number of people tested.**

Reporting lab	Inconclusive	Negative	Positive	Percent positive	Total
TIMBERRIDGE NURSING HOME & REHAB		123	33	21%	156
Englewood Healthcare and Rehab		141	15	10%	156
TUSCAN GARDENS OF VENETIA MANAGEMENT COMPANY		150	6	4%	156
ARCADIA HEALTH AND REHABILITATION CENTER		100	56	36%	156
PALMS REHABILITATION AND HEALTHCARE CENTER		145	11	7%	156
COCOA BEACH/ADVENT CENTRA		41	114	74%	155
NORTH FLORIDA PEDIATRICS PA - DUVAL		133	22	14%	155
PORT SAINT LUCIE HOSPITAL		152	3	2%	155
LAUREL POINT CARE ACQUISITION LLC DBA SANDGATE GARDENS REHAB AND NURSI		146	9	6%	155
PRUITT HEALTH		153	2	1%	155
Surrey Place Healthcare and Rehabilitation		154	1	1%	155
RAINBOW PEDIATRIC CENTER PA		140	15	10%	155
CHIPOLA MEDICAL ASSOCIATES, LLC		97	58	37%	155
VETERANS AFFAIRS ORLANDO VA MEDICAL CENTER			154	100%	154
PATRIOT MEDICAL LABORATORIES		148	6	4%	154
PALMETTTO FACILITY INC	1	153			154
CORAL GABLES NURSING & REHABILITATION CENTER		146	8	5%	154
AMELIA MEDICAL CARE		14	138	91%	152
24/7 PEDIATRIC CARE CENTERS INC		139	13	9%	152
PALM HARBOR FAMILY PRACTICE & WALK-IN		108	44	29%	152
CITRUS HEALTH AND REHAB		128	24	16%	152
VIERA MANOR ASSISTED LIVING RESIDENCE		145	7	5%	152
Cross Terrace REhabilitation		151	1	1%	152
FAWCETT MEMORIAL HOSPITAL-LAB		39	113	74%	152
ARDEN COURTS OF LARGO FL, LLC		138	13	9%	151
DIAMOND RIDGE		147	4	3%	151
WALGREENS 10670		134	17	11%	151
CSL PLASMA		28	122	81%	150
EXOSOME DIAGNOSTICS	1	133	16	11%	150
GENE BY GENE		61	88	59%	149
WOODBIDGE FACILITY INC		145	4	3%	149
PRECISION HEALTH RESOURCES, LLC	1	133	15	10%	149
Chatham Glen Healthcare and Rehabilitation Center		143	5	3%	148
MATHISON RETIREMENT COMMUNITY, INC		141	7	5%	148
BENDERSON FAMILY SKILLED NURSING AND□		133	15	10%	148
LIFE CARE CENTER OF PORT ST. LUCIE		141	7	5%	148
CAYUGA MEDICAL CENTER AT ITHACA		145	3	2%	148
YOUR FAMILY WALK-IN CLINIC		4	144	97%	148
DE LUNA HEALTH AND REHABILITATION CENTER		134	13	9%	147
BAY VUE NURSING AND REHABILITATION CENTER		137	10	7%	147
SANDY PINES	2	131	14	10%	147
EDWARD J HEALEY REHAB & NURSING CENTER		147			147
ADVENT HEALTH CENTRA CARE - ST. CLOUD		131	15	10%	146
GOLD CHOICE SENIOR COMMUNITIES		106	40	27%	146
TUSCAN GARDENS OF PALM COAST		144	2	1%	146
MIRACLE HILL NURSING & REHABILITATION CENTER INC		140	5	3%	145

# COVID-19: testing by laboratory

Data through Jan 21, 2021 verified as of Jan 22, 2021 at 10:25 AM

Data in this report are provisional and subject to change.

The numbers in the table below represent the number of Florida and non-Florida residents for whom test results were received by the Department of Health. A person can be tested by more than one laboratory and can have both positive and negative results. **Therefore, the sum of the numbers in each column will be larger than the total number of people tested.**

Reporting lab	Inconclusive	Negative	Positive	Percent positive	Total
ROSECASTLE OF ZEPHRHILLS		143	2	1%	145
REGENCY CARE OF BLOUNTSTOWN LLC		135	10	7%	145
LEESBURG PEDIATRICS		135	10	7%	145
NCRNC INC		140	4	3%	144
SUWANNEE VALLEY NURSING CENTER		134	10	7%	144
NO FLORIDA PEDIATRICS, PA		122	22	15%	144
ROSECASTLE OF CITRUS		126	18	13%	144
REFUAH HEALTH CENTER LABORATORY		138	6	4%	144
GUEST HOUSE OCALA, THE		141	3	2%	144
MAGNOLIA FAMILY URGENT CARE		120	23	16%	143
Coastal Health and Rehabilitation Center		135	8	6%	143
JEFFERY WEINZWEIG		2	141	99%	143
Quail Run Health Care Center		143			143
FIRST CHOICE PEDIATRICS SEMORAN		79	64	45%	143
AMA MEDICAL GROUP LLC		117	26	18%	143
ZON BEACHSIDE LLC		117	25	18%	142
PALM BEACH COUNTY HEALTH DEPT LAB	4	132	6	4%	142
ELMCROFT PINECREST	1	136	5	4%	142
UNITED CLINICAL LABORATORIES		132	9	6%	141
PORT ST LUCIE REHABILITATION AND HEALTHCARE		98	43	30%	141
BARKLEY PLACE	1	137	3	2%	141
GLADES HEALTH CARE CENTER		138	3	2%	141
VENICE REGIONAL BAYFRONT HEALTH (PULMONARY)		126	14	10%	140
MEADOWCREST FAMILY PHYSICIANS		92	48	34%	140
Gulf Coast Healthcare (Longwood Health and Rehab		118	21	15%	139
VITAS HEALTHCARE CORPORATION		137	2	1%	139
NEW YORK CITY DEPARTMENT OF HEALTH & MENTAL		114	25	18%	139
ADVENT HEALTH - LAKE NONA		117	22	16%	139
AMERICAN PATHOLOGY PARTNERS		136	2	1%	138
BRIGHTON EGGERT PHARMACY INC		133	5	4%	138
WRIGHTS HEALTH CARE AND REHABILITATION CENTER		108	30	22%	138
MOBILE INFIRMARY MED CENTER PATH LAB		123	15	11%	138
ARTHREX MEDICAL CENTER		48	90	65%	138
US MEDICAL CARE, INC		122	15	11%	137
ADVENT HEALTH CENTRA CARE - CITRUS PARK		9	128	93%	137
ADVENT HEALTH CENTRA CARE - WINTER GARDEN		74	63	46%	137
MANOR AT BLUEWATER BAY		131	6	4%	137
PPC-LAB EDI ORCHARD BI		129	8	6%	137
MORSE LIFE MEMORY CARE RESIDENCE		130	6	4%	136
ADVENT HEALTH CENTRA CARE - ORANGE CITY	1	53	82	60%	136
LABORATORY OF FLORIDA		83	52	39%	135
LUIS A GHIGLINO MD PA		131	4	3%	135
IRL MARKET LAB ALACHUA		104	31	23%	135
DOCTORS MEMORIAL FAMILY PRACTICE	2	101	32	24%	135
FLORIDA HEALTH CARE PLANS			135	100%	135
ADVENT HEALTH CENTRA CARE - DELAND		28	106	79%	134

# COVID-19: testing by laboratory

Data through Jan 21, 2021 verified as of Jan 22, 2021 at 10:25 AM

Data in this report are provisional and subject to change.

The numbers in the table below represent the number of Florida and non-Florida residents for whom test results were received by the Department of Health. A person can be tested by more than one laboratory and can have both positive and negative results. **Therefore, the sum of the numbers in each column will be larger than the total number of people tested.**

Reporting lab	Inconclusive	Negative	Positive	Percent positive	Total
ADVANCED MEDICAL CENTER		86	48	36%	134
PRECISION GENETICS, INC		132	2	1%	134
Sunnyside Nursing Home		130	3	2%	133
ADVENT HEALTH CARE CENTER		124	9	7%	133
FHMG-FLORIDA HOSPITAL MEDICAL GROUP		112	21	16%	133
FORT WALTON REHABILITATION CENTER		96	37	28%	133
SUNNY HILLS ALF OF SEBRING INC		123	10	8%	133
ADVENT HEALTH CENTRA CARE - LONGWOOD		26	106	80%	132
THE REHABILITATION CENTER OF LAKE CITY		127	5	4%	132
SOUTH BALDWIN REGIONAL MEDICAL CENTER		124	8	6%	132
GRAVITY DIAGNOSTICS, LLC		36	96	73%	132
MILLENNIUM LAB SERVICES			132	100%	132
INTEGRATED REGIONAL LABORATORIES		119	12	9%	131
LONGWOOD HEALTH AND REHABILITATION CENTER		125	6	5%	131
THE WELLNESS CENTER AT LAKEWOOD RANCH		43	88	67%	131
LAKEVIEW INTERNAL MEDICINE		81	50	38%	131
JACKSONVILLE NURSING AND REHAB CENTER		126	5	4%	131
UNIVERSITY OF MIAMI		11	120	92%	131
DAYSPRING VILLAGE		110	21	16%	131
WEDGEWOOD HEALTHCARE CENTER		90	40	31%	130
PROVIDENCE HOSPITAL LABORATORY		123	7	5%	130
MID FLORIDA PATHOLOGY LLC MOBILE UNIT #4		87	43	33%	130
GRACE PEDIATRICS		106	24	18%	130
ADVENT HEALTH CENTRA CARE - AZALEA PARK		112	18	14%	130
The Crossroads		129	1	1%	130
BMHSI-AEL MICROBIOLOGY LABORATORY	2	102	25	19%	129
CENTRACARE		17	112	87%	129
DOCTOR'S IN HOUSE LABORATORY		18	111	86%	129
LabCorp L#09258090 M#09258105		73	55	43%	128
PEDIATRICS OF GREATER ORLANDO		113	15	12%	128
SARAPATH DIAGNOSTICS		36	92	72%	128
PONTE VEDRA GARDENS		127	1	1%	128
GESSLER CLINIC PA		98	29	23%	127
TRI-COUNTY NURSING HOME		117	10	8%	127
ADVANCED MEDICAL GROUP		1	126	99%	127
LAKEVIEW TERRACE RETIREMENT COMMUNITY		113	13	10%	126
THE RESIDENCE AT TIMBER PINES	4	110	12	10%	126
MEDIPATH LLC		2	124	98%	126
SPRINGS AT LAKE POINTE WOODS		124	2	2%	126
HILLSBOROUGH COUNTY DEVELOPMENTAL CTR	1	117	8	6%	126
DAIRY ROAD URGENT CARE		70	56	44%	126
GRAVITY DIAGNOSTICS		43	83	66%	126
NORTH FLORIDA INTERNAL MEDICINE PA		99	26	21%	125
ST ANTHONYS REHABILITATION HOSPITAL	6	117	2	2%	125
FOUNTAIN INN NURSING & REHABILITATION CTR, INC		119	6	5%	125
THE CLUB AND REHABILITATION CENTER		123	1	1%	124

# COVID-19: testing by laboratory

Data through Jan 21, 2021 verified as of Jan 22, 2021 at 10:25 AM

Data in this report are provisional and subject to change.

The numbers in the table below represent the number of Florida and non-Florida residents for whom test results were received by the Department of Health. A person can be tested by more than one laboratory and can have both positive and negative results. **Therefore, the sum of the numbers in each column will be larger than the total number of people tested.**

Reporting lab	Inconclusive	Negative	Positive	Percent positive	Total
LIFE CARE CENTER OF ALTAMONTE SPRINGS		102	22	18%	124
SOUTH CAMPUS FACILITY INC		119	5	4%	124
WALGREENS 3173		113	11	9%	124
THE ARLINGTON OF NAPLES INC.		121	3	2%	124
PALMS MEDICAL GROUP HIGH SPRINGS		103	21	17%	124
REGENCY PARK		106	18	15%	124
MV MEDICAL PRACTICE DBA PRIMARY URGENT CARE		116	7	6%	123
WESLEY HAVEN VILLA	1	113	8	7%	122
FAMILY EXTENDED CARE OF CENTRAL TAMPA		110	12	10%	122
SHOAL CREEK REHABILITATION CENTER		80	42	34%	122
MANOR CARE OF PALM HARBOR		122			122
VI AT BENTLEY VILLAGE HOME CARE		121			121
LA MER NH LLC		117	4	3%	121
ADVENT HEALTH CENTRA CARE - BRANDON		30	91	75%	121
PARKVIEW HEALTH		121			121
CHARTER SENIOR LIVING OF PANAMA CITY BEACH		101	20	17%	121
ISLAND HEALTH AND REHABILITATION CENTER		120	1	1%	121
MEYER PEDIATRICS		107	13	11%	120
COQUINA CENTER		118	2	2%	120
PROVISTA DIAGNOSTICS, INC		117	3	3%	120
BAY EDUCATORS WELLNESS CENTER		71	49	41%	120
PALMS FACILITY INC		104	15	13%	119
MATHISON RETIREMENT COMMUNITY		114	5	4%	119
CHILDREN MED CARE INC		101	18	15%	119
COASTAL INTERNAL MEDICINE		92	27	23%	119
STEWART MEDICAL GROUP		34	85	71%	119
BOSTON RED SOX CLUB LP		117	2	2%	119
WIMAUMA COMMUNITY HEALTH CENTER		92	27	23%	119
URGENT CARE TCMA			119	100%	119
FOUNTAINS OF HOPE LLC, THE		118	1	1%	119
COASTAL HEALTH AND REHAB		110	8	7%	118
CROSSWINDS HEALTH AND REHABILITATION CENTER		118			118
RDX BIOSCIENCE		60	58	49%	118
ASAP LABS LLC		106	12	10%	118
PINNACLES PEDS CARE PA		117			117
NEIGHBORHOOD MEDICAL CENTER		112	5	4%	117
Lakeside Nursing and Rehabilitation Center	1	91	25	21%	117
SONATA DELRAY BEACH		109	8	7%	117
VILLAGE PLACE NH LLC		93	24	21%	117
Nemours Children's Urgent Care		80	36	31%	116
QUEENS HOSPITAL CENTER		109	7	6%	116
ARDEN COURTS OF TAMPA		115	1	1%	116
LEE COUNTY SCHOOL DISTRICT	1	108	7	6%	116
WORKPLACE SCREENING INTELLIGENCE			116	100%	116
AFTER HOURS PEDIATRICS INC	1	1	114	98%	116
FARAH MEDICAL		107	9	8%	116

# COVID-19: testing by laboratory

Data through Jan 21, 2021 verified as of Jan 22, 2021 at 10:25 AM

Data in this report are provisional and subject to change.

The numbers in the table below represent the number of Florida and non-Florida residents for whom test results were received by the Department of Health. A person can be tested by more than one laboratory and can have both positive and negative results. **Therefore, the sum of the numbers in each column will be larger than the total number of people tested.**

Reporting lab	Inconclusive	Negative	Positive	Percent positive	Total
MINUTECLINIC DIAGNOSTIC OF RHODE ISLAND, LLC #729		111	4	3%	115
BELVEDERE COMMONS OF FORT WALTON BEACH		106	9	8%	115
MILLER BIOCONNECT		95	19	17%	114
ALL FLORIDA FAMILY AND SPORTS MEDICINE		100	14	12%	114
CORE BIO LABS		74	40	35%	114
NATURE COAST MEDICAL GROUP		50	64	56%	114
Hampton Court Nursing and Rehabilitation Center		113	1	1%	114
SUNFLOWER SPRINGS ASSISTED LIVING		105	8	7%	113
PHYSICIANS REGIONAL MEDICAL CENTER - PINE RIDGE		19	94	83%	113
RDV SPORTSPLEX PEDIATRICS		94	19	17%	113
FAMILY EXPRESS URGENT CARE			113	100%	113
ALLIED HEALTH FORT PIERCE		112			112
TREASURE COAST MEDICAL ASSOCIATES		4	108	96%	112
NORTH FL SOUTH GA HCS-MALCOM RANDALL VAMC			111	100%	111
HIALEAH SHORES NURSING AND REHAB CENTER		103	8	7%	111
CENTRA CARE - HUNTER'S CREEK		52	59	53%	111
Signature healthcare of Jacksonville		106	5	5%	111
TIFFANY HALL NURSING AND REHAB CENTER		100	9	8%	109
LAKE HOUSE ASSISTED LIVING		92	17	16%	109
LCS SANDHILL COVE LLC DBA	3	101	5	5%	109
SEASIDE HEALTH AND REHABILITATION CENTER		52	57	52%	109
EVANS HEALTH CARE		106	2	2%	108
MG PORT CHARLOTTE II SUBTENANT LLC		97	11	10%	108
DIAGNOSTIC LABORATORY OF OKLAHOMA		86	22	20%	108
WILLOW BROOKE COURT AT AZALEA TRACE		108			108
SUNY UPSTATE MEDICAL UNIVERSITY		101	6	6%	107
SONATA COCONUT CREEK	2	89	16	15%	107
ADVENT HEALTH CENTRA CARE - SANFORD		28	79	74%	107
SURREY PLACE CARE CENTER		102	5	5%	107
GRAND OAKS HEALTH & REHABILITATION		106	1	1%	107
HEART OF FLORIDA REGIONAL MED CTR		35	71	67%	106
BAY VIEW HEALTHCARE		85	21	20%	106
FLORIDA DEPARTMENT OF HEALTH IN LAKE COUNTY	1	68	37	35%	106
PRO HEALTH			106	100%	106
MINUTECLINIC LLC #4987		92	14	13%	106
MEDICAL CONSULTANTS OF FLORIDA DBA	1	90	14	13%	105
NORTH VISTA HOSPITAL LABORATORY		84	21	20%	105
NOVARI CARE LLC		70	35	33%	105
PHYSICIANS REGIONAL CLINIC		82	22	21%	104
BROOKDALE COLONIAL PARK	2	101	1	1%	104
FAWCETT MEMORIAL HOSPITAL LABORATORY			104	100%	104
GULF COAST MEDICAL CENTER		101	3	3%	104
WALGREENS 6221		93	11	11%	104
ARDEN COURTS OF FORT MYERS		102	2	2%	104
CHERRY OAK PALM BEACH COUNTY		98	6	6%	104
GRANDE, THE	2	98	4	4%	104

# COVID-19: testing by laboratory

Data through Jan 21, 2021 verified as of Jan 22, 2021 at 10:25 AM

Data in this report are provisional and subject to change.

The numbers in the table below represent the number of Florida and non-Florida residents for whom test results were received by the Department of Health. A person can be tested by more than one laboratory and can have both positive and negative results. **Therefore, the sum of the numbers in each column will be larger than the total number of people tested.**

Reporting lab	Inconclusive	Negative	Positive	Percent positive	Total
MONTEFIORE MEDICAL CENTER LABORATORIES - MOSES		95	9	9%	104
UNIVERSITY MEDICAL CENTER SUITES		91	13	13%	104
PROMPT CARE OF CENTRAL FLORIDA			103	100%	103
HOBDAIRI FAMILY HEALTH LLC		72	31	30%	103
ISLAND URGENT CARE PLLC DBA AFC URGENT CARE		102	1	1%	103
SMILEY MEDICAL GROUP		75	28	27%	103
AMERICAN HOUSE-BONITA SPRINGS		102	1	1%	103
TUSCAN ISLE CHAMPIONSGATE OP CO LLC		101	2	2%	103
HEALTH CARE DISTRICT OF PALM BEACH COUNTY	1	10	91	89%	102
CRANE CENTER		75	27	26%	102
PREDICTIVE LABORATORIES, INC	1	89	12	12%	102
ALTAMONTE MD			102	100%	102
ADVENT HEALTH CENTRA CARE - HUNTERS CREEK	3	56	42	42%	101
EAST NEW YORK DIAGNOSTIC AND TREATMENT		96	5	5%	101
ARDEN COURTS OF DELRAY BEACH FL LLC	3	97	1	1%	101
IQBAL A FARUQUI MD		78	23	23%	101
NO FLORIDA PEDIATRICS, PA - BRADFORD		86	15	15%	101
Consulate Health Care of Port Charlotte		98	2	2%	100
MD 365 MEDICAL CARE		99	1	1%	100
Courtyards of Orlando Care Center		94	6	6%	100
220 GOLDEN, LLC	1	84	15	15%	100
CARENOW URGENT CARE - LAKE MARY			100	100%	100
CLARE BRIDGE OF SARASOTA		99	1	1%	100
DOLPHIN POINTE HEALTH CARE LLC		85	15	15%	100
RESEARCH CENTERS OF AMERICA, LLC		80	20	20%	100
CABANA AT JENSEN DUNES, THE		98	1	1%	99
NAVY HOSPITAL			99	100%	99
HUNT CLUB PEDIATRIC ASSOCIATES PA		52	47	47%	99
WHITE-WILSON MEDICAL CENTER - FORT WALTON BEACH		95	4	4%	99
CLINICA HISPANA		1	98	99%	99
CENTRAL FLORIDA HEALTH CARE		47	52	53%	99
FLORIDA COMMUNITY HEALTH CENTERS INC			98	100%	98
TRADITION MEDICAL CENTER LABORATORY		48	50	51%	98
URINEGOODHANDS LLC		96	2	2%	98
THE COURTYARD ASSISTED LIVING		94	4	4%	98
KINDRED HOSPITAL THE PALM BEACHES		94	4	4%	98
PINELLAS CARE CENTER		71	27	28%	98
SEMINOLE COUNTY HEALTH DEPARTMENT		79	19	19%	98
PLAZA OF HALLANDALE BEACH		98			98
PANAMA PHARMACY	3	78	16	16%	97
GLOBAL CENTRAL LABS AT PPD	2	87	8	8%	97
VILLAGE PEDIATRICS LLC		74	23	24%	97
CARENOW LAKE MARY			97	100%	97
ADVENT HEALTH CENTRA CARE - APOPKA NORTH		71	26	27%	97
HEALTH CENTERS AT BRENTWOOD		96	1	1%	97
FLORIDA HEALTH CARE PLANS INC		1	96	99%	97

# COVID-19: testing by laboratory

Data through Jan 21, 2021 verified as of Jan 22, 2021 at 10:25 AM

Data in this report are provisional and subject to change.

The numbers in the table below represent the number of Florida and non-Florida residents for whom test results were received by the Department of Health. A person can be tested by more than one laboratory and can have both positive and negative results. **Therefore, the sum of the numbers in each column will be larger than the total number of people tested.**

Reporting lab	Inconclusive	Negative	Positive	Percent positive	Total
PEDIATRIC ASSOCIATES ORLANDO		82	14	15%	96
HARBORCHASE OF VERO BEACH		86	10	10%	96
PHYSICIAN PARTNERS PERRY		45	51	53%	96
BAYSHORE MEMORY CARE		96			96
ADVENTHEALTH CENTRA CARE WINTER HAVEN		3	93	97%	96
WHITE PLAINS HOSPITAL CENTER LAB		92	4	4%	96
GEORGIA DEPARTMENT OF PUBLIC HEALTH		1	95	99%	96
BROWARD HEALTH CORAL SPRINGS EPIDEMIOLOGY DEPT		1	94	99%	95
VISTA MANOR		92	3	3%	95
NADAL PEDIATRICS		84	11	12%	95
CROSS CITY REHABILITATION AND HEALTH CARE CENTER		72	23	24%	95
RITECARE MEDICAL CENTER		52	43	45%	95
ADVENT HEALTH CENTRA CARE - KISSIMMEE		61	34	36%	95
THE TERRACE OF KISSIMMEE		80	15	16%	95
DEVANSH LAB WORKS INC		79	16	17%	95
ARCPPOINT LABS OF SARASOTA MANATEE		29	66	69%	95
FINNISH AMERICAN REST HOME-ALF		93	2	2%	95
ARBOR TRAIL		77	18	19%	95
WESTCHESTER MEDICAL CENTER		93	2	2%	95
AYERS HEALTH & REHABILITATION CENTER		90	4	4%	94
PICH KTM CORP DBA MEDTOWN PHARMACY		79	15	16%	94
TGH URGENT CARE - SEMINOLE			94	100%	94
North Lake Care Center		93	1	1%	94
UNIVERSITY HEALTH SYSTEM INC		84	10	11%	94
DIAGNOSTIC SOLUTIONS		3	91	97%	94
PEDIATRIC SPECIALISTS MEDICAL GROUP	1	84	9	10%	94
WELLOW URGENT CARE PC		94			94
CHARLES CROFT MD	1	92	1	1%	94
OAKS OF KISSIMMEE HEALTH AND REHABILITATION CENTER		94			94
HEARTLAND PEDIATRICS OF LAKE PLACID PA		78	15	16%	93
MARKET STREET VIERA		92	1	1%	93
SIGNATURE HEALTHCARE OF PORT CHARLOTTE		86	7	8%	93
SOUTH BALDWIN MEDICAL CENTER GULF SHORES		73	20	22%	93
SUMMERFIELD EMERGENCY ROOM		72	21	23%	93
DB MD		85	7	8%	92
ABSOLUTE GENOMICS		47	45	49%	92
VIPEDIATRICS PLLC		86	6	7%	92
CLEVELAND CLINIC FOUNDATION		12	80	87%	92
WELL HEALTH WORKS	1	84	7	8%	92
ST MARK ASSISTED LIVING CENTER	1	79	11	12%	91
HERON CLUB AT PRESTANCIA		89	2	2%	91
FLORIDA ATLANTIC UNIVERSITY STUDENT HEALTH		72	19	21%	91
FLAGLER COUNTY DETENTION CENTER		89	2	2%	91
CITRUS MEMORIAL HOSPITAL			91	100%	91
HURLBURT FIELD CLINIC		39	52	57%	91
FAMILY MEDICAL CARE OF PALM BEACH		41	50	55%	91

# COVID-19: testing by laboratory

Data through Jan 21, 2021 verified as of Jan 22, 2021 at 10:25 AM

Data in this report are provisional and subject to change.

The numbers in the table below represent the number of Florida and non-Florida residents for whom test results were received by the Department of Health. A person can be tested by more than one laboratory and can have both positive and negative results. **Therefore, the sum of the numbers in each column will be larger than the total number of people tested.**

Reporting lab	Inconclusive	Negative	Positive	Percent positive	Total
ST PETERSBURG PEDIATRICS-SEMINOLE BLVD		73	17	19%	90
KORGENE LAB	1	23	66	73%	90
MAINSTREAM DIAGNOSTIC LABORATORY LLC		78	12	13%	90
HOSPICE OF ST FRANCIS INC□		87	3	3%	90
Avante at Melbourne		90			90
KEYS MEDICAL GROUP			90	100%	90
HAWKINS FAMILY MEDICINE LLC		54	36	40%	90
ANGELS DIAGNOSTIC GROUP		70	20	22%	90
ADVENT HEALTH CENTRA CARE - WATERMAN		78	12	13%	90
KALEIDA HEALTH CENTER FOR LABORATORY		83	6	7%	89
MY CLINICAL LAB INC		17	72	81%	89
SEAGRASS VILLAGE FLEMING ISLAND		66	23	26%	89
VITAS HEALTHCARE CORPORATION OF FLORIDA		87	2	2%	89
WESTWOOD NURSING & REHAB		58	30	34%	88
LATE HOURS URGENT CARE		50	38	43%	88
AVERO DIAGNOSTICS		64	24	27%	88
GOVERNOR'S CREEK HEALTH & REHABILITATION		87	1	1%	88
VILLAS OF HOLLY BROOK - BRADENTON 14TH		88			88
PLANT CITY PEDIATRICS		76	12	14%	88
CITRUS MEMORIAL HEALTH SYSTEM LAB		2	86	98%	88
Summit Medical Group		79	9	10%	88
ADVENT HEALTH - PALM HARBOR ER		64	23	26%	87
BRANDON HEALTH AND REHABILITATION CENTER	1	85	1	1%	87
WILLOWBROOKE COURT AT ST ANDREWS ESTATES		83	4	5%	87
VIERA HOSPITAL			87	100%	87
PACIFIC ANALYTICS			87	100%	87
FREEDOM INN AT TARPON SPRINGS		81	5	6%	86
JOHN KNOX VILLAGE OF FLORIDA ALF	1	83	2	2%	86
MAGNOLIA DIAGNOSTIC		2	84	98%	86
MACADAMS HOME HEALTH AGENCY		85	1	1%	86
ADVENT HEALTH CENTRA CARE - SOUTH ORANGE		69	16	19%	85
W. FRANK WELLS NURSING HOME		84	1	1%	85
JPR URGENT MEDICAL CARE		85			85
BIODESIX, INC.		65	20	24%	85
NORTH FLORIDA SPINE AND WELLNESS		66	19	22%	85
MIAMI SHORES NURSING & REHAB		85			85
HARBORCHASE OF NAPLES		72	13	15%	85
DOS OF NORTH SHORES NURSING & REHAB CENTER		84			84
BROOKDALE OF SPRING HILL	4	80			84
CLEARWATER STATMED QUICK QUALITY CLINICS		36	48	57%	84
PINES OF SARASOTA GARDEN		84			84
QUICK CARE MED PL CR		80	4	5%	84
NSPIRE HEALTHCARE TAMARAC		80	4	5%	84
NITE LITE PEDIATRICS – JACKSONVILLE		76	8	10%	84
NAVARRE GARDENS LLC		61	23	27%	84
CAREMOUNT MEDICAL - PATHOLOGY		80	3	4%	83

# COVID-19: testing by laboratory

Data through Jan 21, 2021 verified as of Jan 22, 2021 at 10:25 AM

Data in this report are provisional and subject to change.

The numbers in the table below represent the number of Florida and non-Florida residents for whom test results were received by the Department of Health. A person can be tested by more than one laboratory and can have both positive and negative results. **Therefore, the sum of the numbers in each column will be larger than the total number of people tested.**

Reporting lab	Inconclusive	Negative	Positive	Percent positive	Total
QPS, LLC		81	2	2%	83
Cross Landings Health and Rehabilitation		82	1	1%	83
LAFAYETTE NURSING AND REHABILITATION CENTER		81	2	2%	83
J FRANK AVEY MD		65	18	22%	83
CLYDE E LASSEN STATE VETERANS NURSING HOME		59	24	29%	83
LABCORP EMPLOYER SERVICES		82	1	1%	83
Sandy Ridge Center for Rehabilitation and Healing		71	12	14%	83
LIFE BRITE		71	12	14%	83
CONSULATE HEALTH CARE OF SARASOTA□		83			83
HOLISTIC PEDIATRICS GROUP LLC		69	13	16%	82
STUART LODGE LIVING LLC		59	23	28%	82
LAB		29	53	65%	82
THE PAVILION FOR HEALTH CARE		72	10	12%	82
VILLA MARIA WEST SKILLED NURSING FACILITY		75	6	7%	81
KINDRED HOSPITAL-BAY AREA-ST PETERSBURG LAB		78	3	4%	81
BIO-TECH CLINICAL LABORATORIES		41	40	49%	81
MIDWAY PRIMARY CARE, LLC		79	2	2%	81
MIAMI BEACH COMMUNITY HEALTH CENTER		1	80	99%	81
RIVERSIDE RECOVERY OF TAMPA		80	1	1%	81
LECONTE MEDICAL CENTER LAB		63	18	22%	81
ISLAND DOCTORS		8	73	90%	81
SUNCOAST URGENT CARE		53	28	35%	81
RIDGEWOOD DIAGNOSTIC LABORATORY		77	4	5%	81
LANDMARK, THE		38	42	53%	80
ARBOR GLEN AT ARBOR TRACE	2	70	8	10%	80
BARTON HEALTH ALLIANCE		47	33	41%	80
East Bay Rehabilitation Center		46	34	43%	80
BALMORAL TENANT SERVICES INC	1	43	35	44%	79
MEMORY CARE OF NAPLES		79			79
SONATA WEST		77	2	3%	79
ORLANDO LUTHERAN TOWERS ASSISTED LIVING		79			79
CBS LABS OF TAMPA LLC		3	76	96%	79
VETERANS AFFAIRS MEDICAL CENTER - PALO ALTO		28	51	65%	79
PINELLAS COUNTY JAIL			79	100%	79
TGH URGENT CARE - TYRONE		2	77	97%	79
PRIME HEALTH OF NORTH PORT LLC		73	6	8%	79
CATHOLIC HEALTH SYSTEM DEPT LABORATORY		77	2	3%	79
ADVENT HEALTH CENTRA CARE - POINCIANA		35	44	56%	79
EDGEWATER AT WATERMAN VILLAGE		78	1	1%	79
ST PETERSBURG PEDIATRICS-EAST BAY		59	20	25%	79
LAKE GIBSON VILLAGE, LLC		76	2	3%	78
NORTH FLORIDA EVALUATION AND TREATMENT CENTER	1	72	5	6%	78
CANOPY ON BERRYHILL, THE		48	30	38%	78
WALTON PLACE		78			78
PEDIATRICS IN BREVARD PA- ROCKLEDGE		54	24	31%	78
ORANGE CITY NURSING AND REHAB		75	2	3%	77

# COVID-19: testing by laboratory

Data through Jan 21, 2021 verified as of Jan 22, 2021 at 10:25 AM

Data in this report are provisional and subject to change.

The numbers in the table below represent the number of Florida and non-Florida residents for whom test results were received by the Department of Health. A person can be tested by more than one laboratory and can have both positive and negative results. **Therefore, the sum of the numbers in each column will be larger than the total number of people tested.**

Reporting lab	Inconclusive	Negative	Positive	Percent positive	Total
LABFIRST - DEPARTMENT OF PATHOLOGY		74	3	4%	77
SEMINOLE SPORTS AND FAMILY MEDICINE		67	10	13%	77
The Grove Health and Rehabilitation		56	21	27%	77
BENTON HOUSE AT OAKLEAF		51	26	34%	77
LABCORP RTP		31	46	60%	77
Madison Health and Rehabilitation Center		42	35	45%	77
SONNIS PEDIATRICS PA		66	11	14%	77
PLYMOUTH HOME FOR ADULTS, INC.	8	68	1	1%	77
Crystal Health & Rehab Center		75	2	3%	77
ERIE COUNTY MEDICAL CTR CLINICAL LABS		73	4	5%	77
TRUE NORTH HEALTH NAVIGATION LLC DBA DISPATCHHEALTH	1	60	16	21%	77
SOUTH GEORGIA MEDICAL CENTER		48	29	38%	77
SEAVIEW NURSING AND REHABILITATION CENTER		76			76
DYNAMIC MEDICAL USA			76	100%	76
AMERICAN FAMILY MEDICAL LLC		44	32	42%	76
HIGHLANDS MEDICAL CENTER		73	3	4%	76
NORTH PORT REHABILITATION AND NURSING CENTER		75	1	1%	76
WINDSOR REFLECTIONS		75	1	1%	76
CLINICAL PATHOLOGY ASSOCIATES-SONIC REFERENCE LAB		76			76
MICRO PATH LABORATORIES INC		74	2	3%	76
RESTORE HEALTH URGENT CARE		22	54	71%	76
ARDEN COURTS OF SEMINOLE		74	1	1%	75
BOND CLINIC PA		43	32	43%	75
MAGNOLIA MEDICAL CLINIC		10	65	87%	75
ADVENTHEALTH EXPRESSCARE		45	30	40%	75
ATRIUM AT LIBERTY PARK		71	4	5%	75
S-H THIRTY-FIVE OPCO- PORT ST LUCIE, LLC	1	74			75
MOBILE PHYSICIAN SERVICES INC		67	8	11%	75
WEST COAST FAMILY MEDICAL CARE		56	19	25%	75
KINDRED HOSPITAL MELBOURNE		73	2	3%	75
STONY BROOK UNIVERSITY MEDICAL CENTER		64	11	15%	75
HUNTSVILLE HOSPITAL LABORATORY		51	24	32%	75
HOSPICE OF THE TREASURE COAST		72	3	4%	75
MEDICATION ROOMS-CSU/CI NURSE STATION	1	67	7	9%	75
LAKE MORTON PLAZA		72	3	4%	75
MARTIN ACQUISITION 1 LLC DBA		63	12	16%	75
SEVEN HILLS HEALTH AND REHABILITATION CENTER		58	16	22%	74
SEA PINES REHABILITATION HOSPITAL		74			74
WINDSOR OF LAKEWOOD RANCH,THE		74			74
PARK OF THE PALMS INC		74			74
NEW SMYRNA BEACH URGENT CARE			74	100%	74
DEPARTMENT OF HEALTH BUREAU OF FAMILY		73	1	1%	74
WINDSOR OAKS		73	1	1%	74
The Crossings		74			74
PALM BEACH COUNTY FIREFIGHTERS HEALTH CLINIC, LLC		60	14	19%	74
WHITE WILSON MEDICAL CENTER IMMEDIATE CARE		3	71	96%	74

# COVID-19: testing by laboratory

Data through Jan 21, 2021 verified as of Jan 22, 2021 at 10:25 AM

Data in this report are provisional and subject to change.

The numbers in the table below represent the number of Florida and non-Florida residents for whom test results were received by the Department of Health. A person can be tested by more than one laboratory and can have both positive and negative results. **Therefore, the sum of the numbers in each column will be larger than the total number of people tested.**

Reporting lab	Inconclusive	Negative	Positive	Percent positive	Total
NOAH CLINICAL LABORATORY		63	11	15%	74
Mt Sinai Aventura			74	100%	74
Centre Pointe Health and Rehabilitation Center		67	6	8%	73
SCOTT LAKE HEALTH AND REHABILITATION CENTER		71	2	3%	73
CONSULATE HEALTH CARE - LAKE MARY		72	1	1%	73
FIRSTCARE CLINIC		32	41	56%	73
ALTERNATIVE LIVING, INC DBA TWIN CITIES PAVILION		72			72
WHITE WILSON MEDICAL CENTER PA - NAVARRE		1	71	99%	72
BROOKDALE OVIEDO		70	2	3%	72
ELMCROFT OF BELLA VITA		64	8	11%	72
CRYSTAL RIVER HEALTH & REHAB		72			72
MIAMI VA HEALTHCARE SYSTEM			72	100%	72
HAVEN OF OUR LADY OF PEACE		72			72
HEALTH FIRST - PALM BAY HOSPITAL		2	70	97%	72
BROWARD HEALTH MEDICAL CENTER		3	69	96%	72
PROMEDICA LABORATORIES		21	51	71%	72
MD 365 MEDICAL CARE PLLC		71			71
DOUGLAS T JACOBSON STATE VETERANS HOME		71			71
STERLING HOUSE OF TALLAHASSEE	3	62	6	8%	71
AMMON LABS		61	10	14%	71
GRAND OAKS OF JENSEN BEACH LLC		71			71
HOSPICE OF THE EMERALD COAST INC - PANAMA CITY	2	64	5	7%	71
ADVANCED LAB		67	4	6%	71
PALMS EDGE	1	64	5	7%	70
KINDRED HOSPITAL NORTH FLORIDA	2	63	5	7%	70
Highlands Regional Hospital		63	7	10%	70
MEMORIAL MANOR		70			70
CENTRAL BALDWIN IMMEDIATE CARE & FAMILY PRACTICE		54	16	23%	70
SUNCOAST COMMUNITY HEALTH CENTERS PEDIATRICS		21	49	70%	70
SUMMIT MEDICAL GROUP PA		63	7	10%	70
MINUTECLINIC DIAGNOSTIC OF SOUTH CAROLINA, LLC		63	7	10%	70
USF HEALTH MORSANI CENTER		5	64	93%	69
HERITAGE HEALTHCARE AND REHABILITATION CENTER		69			69
ADVENTHEALTH MEDICAL GROUP FAMILY MEDICINE AT		51	18	26%	69
SUMMIT AT VENICE	2	63	4	6%	69
PENSACOLA PEDIATRICS, PA		55	14	20%	69
SENIOR LIVING VII TAMPA LLC	1	59	9	13%	69
A COUNTRY PLACE ASSISTED LIVING FACILITY		68	1	1%	69
PARKSIDE INN	3	64	2	3%	69
SIMED LABORATORY		57	12	17%	69
OPPENHEIMER PLASTIC SURGERY LLC		64	5	7%	69
BROOKDALE FORT MYERS THE COLONY		64	4	6%	68
CENTRAL FLORIDA HEALTHCARE GROUP LLC		54	14	21%	68
HUNTINGTON HOSPITAL LABORATORY		65	3	4%	68
SAN JOSE SENIOR CARE LLC	1	43	24	35%	68
Avante at St Cloud, Inc.		66	2	3%	68

# COVID-19: testing by laboratory

Data through Jan 21, 2021 verified as of Jan 22, 2021 at 10:25 AM

Data in this report are provisional and subject to change.

The numbers in the table below represent the number of Florida and non-Florida residents for whom test results were received by the Department of Health. A person can be tested by more than one laboratory and can have both positive and negative results. **Therefore, the sum of the numbers in each column will be larger than the total number of people tested.**

Reporting lab	Inconclusive	Negative	Positive	Percent positive	Total
OAKHURST CENTER		65	3	4%	68
QUICK CARE MED LLC	1	59	8	12%	68
SUNSHINE GARDENS		68			68
EAST ALABAMA MEDICAL CENTER LABORATORY		57	11	16%	68
ADVENTHEALTH CENTRA CARE TRINITY		60	8	12%	68
IMA MEDICAL GROUP		36	32	47%	68
SUNCOAST OPTIMAL WELLNESS		23	45	66%	68
AEL- MEMPHIS		17	51	75%	68
POINTE, THE		65	3	4%	68
CRAIG BERGER MD PL D/B/A BAY AREA EYE INSTITUTE		67			67
DAYSRING SENIOR LIVING LLC		65	2	3%	67
LAB PLUS, LLC AT SAINT THOMAS WEST HOSPITAL		53	14	21%	67
PLANTATION GENERAL HOSPITAL CLINICAL LAB		26	41	61%	67
MD LABS		40	27	40%	67
EC OPCO CARROLLWOOD LLC		61	6	9%	67
WATERCREST ST LUCIE WEST	1	63	3	4%	67
EMBRY RIDDLE AERONAUTICAL UNIVERSITY HEALTH SERVICES			67	100%	67
The Ponce Therapy Care Center		63	4	6%	67
KINDRED HOSPITAL - SOUTH FLORIDA		66			66
ST VINCENT'S BIRMINGHAM		62	4	6%	66
FLAGLER COLLEGE HEALTH SERVICES		46	20	30%	66
VIERA DEL MAR HEALTH AND REHABILITATION CENTER		63	3	5%	66
MEDEX MEDICAL EXPRESS OF PALATKA			66	100%	66
ASSOCIATED CLINICAL LABORATORIES		59	7	11%	66
CHAMBREL AT ISLAND LAKE		62	3	5%	65
OAK MANOR NURSING HOME		62	3	5%	65
CL BRUMBACK PRIMARY CARE CLINICS		16	49	75%	65
ASHRAF MEDICAL GROUP PLLC DBA PULSE MD		63	2	3%	65
OKEECHOBEE URGENT CARE		17	48	74%	65
STONY BROOK SOUTHAMPTON		64	1	2%	65
BEACHES PEDIATRICS PA		61	4	6%	65
CENTURY CENTER FOR REHABILITATION & HEALING		48	17	26%	65
ELLENTON PEDIATRICS PA		57	8	12%	65
FLORIDA PEDIATRIC GROUP		27	38	58%	65
GENPATH			65	100%	65
JOSEPH L MORSE GERIATRIC CENTER	2	59	3	5%	64
AVANTE AT OCALA INC		55	9	14%	64
TUSCAN ISLE OPERATING COMPANY LLC DBA		61	3	5%	64
EISENHOWER ARMY MEDICAL CENTER		60	4	6%	64
NXGEN MDX		20	44	69%	64
GV NAPLES OPCO, LLC		63	1	2%	64
MCW MENTAL HEALTH LLC		62	2	3%	64
RARITAN BAY PERTH AMBOY		58	6	9%	64
OUT OF STATE		40	24	38%	64
MED EXPRESS		6	58	91%	64
NEMOURS CHILDRENS PRIMARY CARE OVIEDO		51	13	20%	64

# COVID-19: testing by laboratory

Data through Jan 21, 2021 verified as of Jan 22, 2021 at 10:25 AM

Data in this report are provisional and subject to change.

The numbers in the table below represent the number of Florida and non-Florida residents for whom test results were received by the Department of Health. A person can be tested by more than one laboratory and can have both positive and negative results. **Therefore, the sum of the numbers in each column will be larger than the total number of people tested.**

Reporting lab	Inconclusive	Negative	Positive	Percent positive	Total
SUMMER VISTA ASSISTED LIVING		38	25	40%	63
MED COMP SCIENCES		1	62	98%	63
ADVANCED EMURGENT CARE		27	36	57%	63
MINNESOTA TWINS		60	3	5%	63
WADSWORTH HEALTH CENTER		60	3	5%	63
VIERA HEALTH AND REHABILITATION CENTER		62	1	2%	63
GREENLEAF ALF		62	1	2%	63
Peninsula Care and Rehab		56	7	11%	63
APC PEDIATRICS AT RYE ROAD MEDICAL PARK		63			63
F&T MEDICAL RESEARCH, INC		63			63
PANCARE HEALTH GULF COUNTY		45	18	29%	63
ST PETERSBURG PEDIATRICS-PARK BLVD		51	12	19%	63
VILLAGES REGIONAL HOSPITAL SURGERY CENTER LLC, THE		44	19	30%	63
PENNSYLVANIA DEPT OF HEALTH		20	43	68%	63
MEDI CLINIC SARASOTA INC		62	1	2%	63
CATHOLIC HEALTH SERVICES REGIONAL LAB		55	7	11%	62
EXPERTUS LABORATORIES INC		24	38	61%	62
OVERLOOK HOSPITAL LABORATORY		57	5	8%	62
SANIBEL INTERNAL MEDICINE, LLC		60	2	3%	62
EXACT SCIENCES LABORATORIES, LLC		15	47	76%	62
A2Z DIAGNOSTICS		61	1	2%	62
AMERICAN FAMILY MEDICAL		48	13	21%	61
HAWTHORN HOUSE		50	11	18%	61
BROWARD HEALTH MEDICAL CENTER CLINICAL LAB			61	100%	61
ISLAND COAST PEDIATRICS		56	5	8%	61
EMERALD COAST HOSPICE		60	1	2%	61
WASHINGTON REHABILITATION AND NURSING CENTER		51	10	16%	61
DELAND WELLNESS CENTER			61	100%	61
BOND CLINIC DR ELDEEB		35	26	43%	61
PANCARE HEALTH - MALONE CLINIC		55	5	8%	60
Stratford Court of Palm Harbor		51	9	15%	60
CLERMONT URGENT CARE			60	100%	60
TWIN CREEKS ASSISTED LIVING & MEMORY CARE		57	3	5%	60
LAKELAND REGIONAL HEALTH		36	24	40%	60
DISCOVERY VILLAGE AT THE FORUM		60			60
BIG BOCA SMILES LLC		57	2	3%	59
CENTRA CARE POINCIANA	1	45	13	22%	59
VITAS HEALTHCARE		55	4	7%	59
FHMG LAKE MARY PEDS		47	12	20%	59
RITECARE MED CTR H			59	100%	59
MILLENMUM PHYSICIANS GROUP		1	58	98%	59
LAKE HOWELL FAMILY MEDICINE ASSOCIATES		50	9	15%	59
INTERNAL LAB		50	9	15%	59
BIOTECH		52	7	12%	59
LENOX HILL HOSPITAL		53	6	10%	59
ARBOR TERRACE SAN JOSE LLC	3	55	1	2%	59

# COVID-19: testing by laboratory

Data through Jan 21, 2021 verified as of Jan 22, 2021 at 10:25 AM

Data in this report are provisional and subject to change.

The numbers in the table below represent the number of Florida and non-Florida residents for whom test results were received by the Department of Health. A person can be tested by more than one laboratory and can have both positive and negative results. **Therefore, the sum of the numbers in each column will be larger than the total number of people tested.**

Reporting lab	Inconclusive	Negative	Positive	Percent positive	Total
Margate Health and Rehabilitation Center		56	2	3%	58
WALGREENS 9627		53	5	9%	58
THE CANOPY AT BERRYHILL		58			58
PUBLIC SQUARE PHARMACY LLC		44	14	24%	58
ALTAMONTE PEDIATRIC ASSOCIATES		31	27	47%	58
ELAN BUENA VISTA		45	13	22%	58
REGENTS PARK OF BOCA RATON		56	2	3%	58
VETERANS AFFAIRS MEDICAL CENTER - GULF COAST		27	30	53%	57
BROOKDALE ORANGE PARK		57			57
PALM BAY URGENT CARE		28	29	51%	57
MALCOM RANDALL DEPT OF VAMC			57	100%	57
LAKE REGIONAL URGENT CARE		2	55	96%	57
MINUTECLINIC DIAGNOSTIC OF TEXAS, LLC		50	7	12%	57
ALZHEIMERS CARE CENTER OF VIERA LTD		37	20	35%	57
KAPG FLEMING ISLAND SENIOR HOUSING OPCO LLC	1	56			57
ASCENSION SACRED HEART BAY LABORATORY		54	3	5%	57
PORT CHARLOTTE REHABILITATION CENTER		48	9	16%	57
NORTH SHORE UNIVERSITY HOSPITAL LABORATORY		51	6	11%	57
HORIZON ALF		55	1	2%	56
PANIRA HEALTHCARE CLINIC		2	54	96%	56
EAGLES WATCH CLUSTER		47	9	16%	56
JERICO URGENT CARE		53	3	5%	56
TUKA PEDIATRICS		7	49	88%	56
ATMORE COMMUNITY HOSPITAL LABORATORY		37	19	34%	56
TIFFANY HALL NURSING AND REHAB		44	12	21%	56
CENTRA CARE - CONWAY		21	35	63%	56
BAPTIST HEALTH SOUTH FLORIDA - WEST BOCA URGENT CARE		34	22	39%	56
LAKELAND REGIONAL HEALTH LAKE MIRIAM		24	32	57%	56
SEMINOLE TRIBE OF FLORIDA		40	16	29%	56
JACKSONVILLE UNIVERSITY		52	4	7%	56
INDIGO MANOR		22	33	60%	55
PREMIER MEDICAL ASSOCIATES ALL FLORIDA LLC		54	1	2%	55
ROHR HOME		52	3	5%	55
FLORIDA MEDICAL CLINIC LLC		36	19	35%	55
COOPER FAMILY MEDICAL PLLC		41	14	25%	55
JACKSON COUNTY HEALTH DEPARTMENT		26	29	53%	55
FLORIDA DEPARTMENT OF HEALTH IN TAYLOR COUNTY		29	26	47%	55
ROSECASTLE AT DELANEY CREEK		54	1	2%	55
WILSON MEMORIAL REGIONAL MEDICAL CENTER		51	4	7%	55
CORAL GABLES HOSPITAL			55	100%	55
PRIMECARE AT TWIN LAKES			55	100%	55
HOSPICE OF MARTIN & ST LUCIE, INC		53	2	4%	55
STEWART SEBASTIAN RIVER MEDICAL CENTER		28	27	49%	55
SONATA HUNTERS CREEK		47	8	15%	55
THREE OAKS PHARMACY INC		51	3	6%	54
ADVENT HEALTH - PALM COAST		1	53	98%	54

# COVID-19: testing by laboratory

Data through Jan 21, 2021 verified as of Jan 22, 2021 at 10:25 AM

Data in this report are provisional and subject to change.

The numbers in the table below represent the number of Florida and non-Florida residents for whom test results were received by the Department of Health. A person can be tested by more than one laboratory and can have both positive and negative results. **Therefore, the sum of the numbers in each column will be larger than the total number of people tested.**

Reporting lab	Inconclusive	Negative	Positive	Percent positive	Total
CLERMONT HEALTH AND REHAB		40	14	26%	54
CERTUS MTD OPCP LLC		52	2	4%	54
ARBOR OAKS AT TYRONE	5	49			54
MENTAL HEALTH CARE INC		45	9	17%	54
ST. CLOUD MEDICAL GROUP		54			54
BAY PINES MEDICAL ASSOCIATES		1	53	98%	54
JUNIPER VILLAGE AT NAPLES		53	1	2%	54
KENDALL REGIONAL MEDICAL CENTER LAB	3		51	94%	54
UNITED LABORATORY SERVICES CORPORATION		38	16	30%	54
STEINHATCHEE FAMILY MEDICAL CENTER	1	47	6	11%	54
SARASOTA CO. HEALTH DEPT # 58		40	14	26%	54
ST FRANCIS HOSPITAL		45	8	15%	53
ADVENTHEALTH EXPRESS CARE AT WALGREENS		38	15	28%	53
JACOBI MEDICAL CENTER		50	3	6%	53
Osprey Point Nursing Center		51	2	4%	53
LUTHERAN HAVEN ASSISTED LIVING		53			53
HEALTHPOINT MED GRP OF THE EMERALD COAST LLC		38	15	28%	53
BAPTIST MEDICAL CENTER SOUTH		38	15	28%	53
JUNO DERMATOLOGY LLC		48	4	8%	52
INTERNAL MEDICINE SPECIALIST		46	6	12%	52
SNH BRFL TENANT LLC	2	50			52
ADVENT HEALTH		49	3	6%	52
NITE LITE PEDIATRICS - PORT ST. LUCIE		43	9	17%	52
JUPITER MEDICAL CENTER URGENT CENTER		35	17	33%	52
BIOREFERENCE LABORATORIES		3	49	94%	52
GEORGE SAFRAN MD PC		47	5	10%	52
MED ONE AT SAINT AUGUSTINE		33	19	37%	52
FLORIDA MEDICAL CLINIC PA		45	7	13%	52
ALEXANDER NININGER STATE VETERANS		51			51
GULFVIEW MEDICAL INSTITUTE		51			51
APOLLOMDX LABS		29	22	43%	51
VENICE REGIONAL MEDICAL CENTER BAYFRONT HEALTH		12	39	76%	51
PHYSICIANS PRIMARY CARE OF SOUTHWEST FLORIDA		39	12	24%	51
NAPHCARE, INC AT MANATEE COUNTY JAIL		31	20	39%	51
FERN PARK DEVELOPMENTAL CENTER			51	100%	51
STERLING HOUSE OF DELAND		51			51
AVANTE ST CLOUD		48	3	6%	51
CHILDREN'S HOSPITAL OF ALABAMA		49	1	2%	50
AFTER HOURS PEDIATRICS			50	100%	50
SONATA BOCA RATON		48	2	4%	50
A PLUS PEDIATRICS		46	4	8%	50
BARRY UNIVERSITY STUDENT HEALTH SERVICES		37	13	26%	50
GATEWAY CARE CENTER		50			50
PALM RIVER COMMUNITY HEALTH CENTER		45	5	10%	50
BioReference Laboratories, Inc		6	44	88%	50
ARIZONA DEPARTMENT OF HEALTH SERVICES			50	100%	50

# COVID-19: testing by laboratory

Data through Jan 21, 2021 verified as of Jan 22, 2021 at 10:25 AM

Data in this report are provisional and subject to change.

The numbers in the table below represent the number of Florida and non-Florida residents for whom test results were received by the Department of Health. A person can be tested by more than one laboratory and can have both positive and negative results. **Therefore, the sum of the numbers in each column will be larger than the total number of people tested.**

Reporting lab	Inconclusive	Negative	Positive	Percent positive	Total
USF		1	48	98%	49
D PEDIATRICS		46	3	6%	49
Golfview Healthcare Center		49			49
COOPER FAMILY MEDICAL, PLLC		40	9	18%	49
SOLARIS SENIOR LIVING NORTH NAPLES		48	1	2%	49
SOFT CELL LABORATORIES		45	4	8%	49
Summit Medical Group, Pa DbA Citymd		45	4	8%	49
HERNANDO COUNTY FIRE RESCUE DISTRICT		23	26	53%	49
SARATOGA HOSPITAL LABORATORY		44	5	10%	49
ADVENT HEALTH CENTRA CARE - SAND LAKE		19	30	61%	49
AMERICAN HOUSE COCONUT POINT		45	4	8%	49
GENEDX		36	13	27%	49
LAKE CITY VA MEDICAL CENTER			49	100%	49
SUPERIOR RESIDENCES OF LECANTO		34	15	31%	49
ALLEGRO		47	2	4%	49
SAMFORD UNIVERSITY HEALTH SERVICES		48	1	2%	49
ALLIANCE PEDIATRICS		24	25	51%	49
ADVENT HEALTH - MOUNT DORA		9	40	82%	49
FLORIDA HEALTH CARE		6	43	88%	49
MINUTECLINIC DIAGNOSTIC OF OHIO LLC		36	13	27%	49
BAY CENTER HURRICANE SHELTER		48			48
CAREMED INTERNAL MEDICINE		30	18	38%	48
HIALEAH HOSPITAL RESPIRATORY DEPT			48	100%	48
RAINBOW PEDIATRICS PC LLC / BREAKFAST POINT		38	10	21%	48
ADVENT HEALTH CENTRA CARE - EAST ORLANDO		21	27	56%	48
NAPLES PEDIATRICS INC□		43	5	10%	48
MARQUIS LABS, LLC		48			48
TRINITY AL SENIOR HOUSING LLC□		44	4	8%	48
NORTHBROOK CENTER FOR□		47	1	2%	48
COURTYARD GARDENS OF JUPITER		48			48
AU HEALTH		36	12	25%	48
CARDIOLOGY AND MEDICINE ASSOCIATES		38	10	21%	48
TROY REGIONAL MEDICAL CENTER		38	10	21%	48
FINLAY CLINICAL LABORATORY		20	28	58%	48
PREMIER MEDICAL ASSOCIATES		46	2	4%	48
BIOIQ			48	100%	48
SAMIR EBEID MD		44	4	8%	48
INN AT THE FOUNTAINS, THE		34	14	29%	48
ADVENT HEALTH - DELTONA ER		25	22	47%	47
PALM BAY PEDIATRICS		34	13	28%	47
TRADITIONAL HOME HEALTH OF PALM BEACH INC		47			47
EMERALD COAST BEHAVIORAL HOSPITAL		45	2	4%	47
VITAS HEALTHCARE CORP OF FLORIDA		47			47
SOMERBY OF SANTA ROSA BEACH		43	4	9%	47
CARE CENTERS OF NASSAU		45	2	4%	47
CAPE REGIONAL MEDICAL CENTER		45	2	4%	47

# COVID-19: testing by laboratory

Data through Jan 21, 2021 verified as of Jan 22, 2021 at 10:25 AM

Data in this report are provisional and subject to change.

The numbers in the table below represent the number of Florida and non-Florida residents for whom test results were received by the Department of Health. A person can be tested by more than one laboratory and can have both positive and negative results. **Therefore, the sum of the numbers in each column will be larger than the total number of people tested.**

Reporting lab	Inconclusive	Negative	Positive	Percent positive	Total
DOH		23	24	51%	47
TURNING POINT OF TAMPA		42	5	11%	47
BISHOP GRADY VILLAS		47			47
QUALITY URGENT CARE AND WELLNESS		31	16	34%	47
CRESTVIEW URGENT CARE			47	100%	47
INTERLAB		1	46	98%	47
PEDIATRIC CARE CENTER- JACKSONVILLE BEACH		19	28	60%	47
NAVARRE GARDENS		41	6	13%	47
HEALTH FIRST - CAPE CANAVERAL HOSPITAL		1	45	98%	46
COLLIER BLVD HMA PHYSICIAN MANAGEMENT LLC		46			46
POPLAR HEALTHCARE PLLC	1	11	34	74%	46
ARBOR TERRACE ORTEGA LLC		46			46
SACRED HEART HEALTH SYSTEM INC		31	15	33%	46
NORTH SHORE MEDICAL LABS	1	41	4	9%	46
MEDLOGIC LABORATORIES		3	43	93%	46
EAST MANATEE FAMILY	1	1	44	96%	46
GRAND OAKS OF PALM CITY LLC	1	39	6	13%	46
ADVENT HEALTH MEDICAL GROUP OB GYN AT		40	6	13%	46
SOUTHEAST ALABAMA MEDICAL CENTER			46	100%	46
H LEE MOFFITT CANCER CENTER MICRO		46			46
PREMIER PLACE HEALTHCARE AT THE GLENVIEW		46			46
L&S SENIOR CARE DBA ARCADIA OAKS	1	45			46
WALGREENS 2941		45	1	2%	46
HARMONY CLINIC		1	45	98%	46
TBI RESIDENTIAL SERVICES, INC.		35	11	24%	46
HARTFORD HEALTH SERVICES LLC		46			46
GENESIS DERMATOLOGY		41	4	9%	45
GOOD HEARTS COVID TESTING		8	37	82%	45
SOUTHPORT SQUARE HARBOUR HEALTH		45			45
ROCHESTER GENERAL HOSPITAL LABORATORY		41	4	9%	45
LITTLE NECK URGENT CARE		43	2	4%	45
BURRY'S PHARMACY INC		26	19	42%	45
VALENCIA HOUSE ALF		45			45
MOOSEHAVEN HEALTH CENTER		12	33	73%	45
UNIVERSITY OF CENTRAL FLORIDA HEALTH SERVICES		45			45
MOBILE DOC FL, LLC		29	16	36%	45
ESCAMBIA COUNTY JAIL		32	13	29%	45
REDI-MED WALK-IN FAMILY CARE			45	100%	45
THE TERRACE OF JACKSONVILLE		3	42	93%	45
BUECHELE DENTAL PA DBA CLERMONT FAMILY DENTISTRY		36	9	20%	45
KAPG ST AUGUSTINE SENIOR HOUSING OPCO LLC		35	9	20%	44
NORTH FLORIDA MEDICAL CENTER		40	4	9%	44
MISIR DRUGS LLC		33	11	25%	44
MOOSEHAVEN LIFE CARE CENTER		44			44
ADVENT HEALTH - LAKE MARY		36	8	18%	44
PEDIATRICS OF CENTRAL FLORIDA – SAINT CLOUD	2	40	2	5%	44

# COVID-19: testing by laboratory

Data through Jan 21, 2021 verified as of Jan 22, 2021 at 10:25 AM

Data in this report are provisional and subject to change.

The numbers in the table below represent the number of Florida and non-Florida residents for whom test results were received by the Department of Health. A person can be tested by more than one laboratory and can have both positive and negative results. **Therefore, the sum of the numbers in each column will be larger than the total number of people tested.**

Reporting lab	Inconclusive	Negative	Positive	Percent positive	Total
ADVENTHEALTH MEDICAL GROUP PRIMARY CARE		43	1	2%	44
HIGHLANDS URGENT CARE			44	100%	44
WINTER GARDEN REHAB AND NURSING CENTER		40	4	9%	44
ORCHID COVE AT DAYTONA		39	5	11%	44
EGLIN AFB		9	35	80%	44
PRECISION HEALTH SOLUTIONS LAB		9	35	80%	44
WALGREENS 4915		38	6	14%	44
QHC UPSTATE MEDICAL PC		36	8	18%	44
ALLIANCE OF PHYSICIANS AGAINST COVID-19			44	100%	44
VISITING PHYSICIANS ASSOCIATION		40	4	9%	44
QUOTIENT SCIENCES			44	100%	44
BARNES HEALTHCARE OF FLORIDA LLC		41	3	7%	44
Guardian Care Nursing and Rehabilitation Center		43			43
GRAND ST PAUL CVS		43			43
FHMG- FLORIDA HOSPITAL MEDICAL GROUP		34	9	21%	43
FLORIDA HOSPITAL		27	16	37%	43
PATRICK AIR FORCE BASE		3	40	93%	43
Flagler Health and Rehabilitation		42	1	2%	43
DAVID POSNACK JEWISH DAY SCHOOL		43			43
PANCARE HEALTH - JACKSON COUNTY		34	9	21%	43
LAKE MARY KIDS CENTRA CARE		33	10	23%	43
FAMILY EXTENDED CARE OF WINTER HAVEN		41	2	5%	43
BAYCARE HEALTH SYSTEMS		1	42	98%	43
ROCKLEDGE REGIONAL MEDICAL CENTER		30	13	30%	43
STUART URGENT CARE			43	100%	43
Life Care Center of Melbourne		28	15	35%	43
BRANCH MEDICAL CLINIC			43	100%	43
CLINICAL LABORATORY		42			42
TGH URGENT CARE POWERED BY FAST TRACK			42	100%	42
Atlantic Shore Nursing and Rehab		42			42
KINDRED AT HOME		34	8	19%	42
LARA HEALTH AND WELLNESS CENTER LLC		42			42
ADVENT HEALTH EXPRESS CARE		4	38	90%	42
QUALITY URGENT CARE AND WELLNESS PL		26	16	38%	42
PRINCETON VILLAGE		39	3	7%	42
ST CLOUD PHYSICIAN MANAGEMENT LLC DBA ST CLOUD		27	15	36%	42
CHEEK AND SCOTT DRUGS INC		35	7	17%	42
PEDIATRIC SERVICES OF AMERICA INC		41	1	2%	42
Citymd Of Toms River		36	6	14%	42
CENTRA CARE - APOPKA	1	2	39	93%	42
WEST ISLIP URGENT CARE		40	2	5%	42
BRONX LEBANON HOSPITAL-MEDICAL CENTER		37	4	10%	41
PEDIATRICS OF CENTRAL FLORIDA KISSI		33	8	20%	41
SOUTHLAND SUITES OF ORMOND BEACH	1	40			41
FLORIDA HOSPITAL NEW SMYRNA		4	37	90%	41
WILLISTON PEDIATRICS PA		27	14	34%	41

# COVID-19: testing by laboratory

Data through Jan 21, 2021 verified as of Jan 22, 2021 at 10:25 AM

Data in this report are provisional and subject to change.

The numbers in the table below represent the number of Florida and non-Florida residents for whom test results were received by the Department of Health. A person can be tested by more than one laboratory and can have both positive and negative results. **Therefore, the sum of the numbers in each column will be larger than the total number of people tested.**

Reporting lab	Inconclusive	Negative	Positive	Percent positive	Total
FHMG_CTR FOR SENIOR HEALTH		36	5	12%	41
CITYMD OF MANAHAWKIN		39	2	5%	41
UNIVERSITY OF WEST FLORIDA, THE		41			41
GENTIVA HEALTH SERVICES CERTIFIED INC		38	3	7%	41
NEOGENOMICS LABORATORIES INC		41			41
SH HERON EAST LLC		41			41
DELCARE PA		32	9	22%	41
MAIMONIDES-SHALOM ACADEMY, INC		40	1	2%	41
CLINICAL PATHOLOGY LABORATORIES, INC		40			40
LAKE WALES OPERATING GROUP LLC		37	3	8%	40
TREASURE COAST FORENSIC TREATMENT CTR		20	20	50%	40
BOND AND STEELE CLINIC, PA		33	7	18%	40
CAPITAL REGIONAL MEDICAL CENTER		2	38	95%	40
URGENT CARE & WELLNESS CENTER		10	30	75%	40
PACIFICA SENIOR LIVING OCALA		35	5	13%	40
PRIDE DIAGNOSTICS		24	16	40%	40
FIRST CHOICE URGENT CARE		10	30	75%	40
DOH-WEST PALM BEACH BRANCH LABORATORY		2	38	95%	40
PROFESSIONAL URGENT CARE SERVICES		19	21	53%	40
NEW YORK PRESBYTERIAN - QUEENS DIAGNOSTIC		39	1	3%	40
INTERNAL MEDICINE ASSOCIATES PA		37	3	8%	40
CEDAR CREEK AT KINGS BAY INC		39			39
Palms at Ponte Vedra Assisted Living and Memory Care		38	1	3%	39
LOURDES HOSPITAL INC		37	2	5%	39
STERLING HOUSE OF PUNTA GORDA		39			39
CLINICAL RESEARCH SEQUENCING PLATFORM		8	31	79%	39
LODGE HEALTH AND REHABILITATION CENTER, THE		32	7	18%	39
STAR CARE		35	4	10%	39
MEDEX MEDICAL EXPRESS OF PALATKA LLC			39	100%	39
MINUTECLINIC DIAGNOSTIC OF NORTH CAROL		32	7	18%	39
BAY COUNTY JAIL ANNEX		34	5	13%	39
JUNIPER VILLAGE AT CAPE CORAL		34	5	13%	39
ADVENT HEALTH - LAKE WALES		28	11	28%	39
ERDOX		37	2	5%	39
ECOLAB GROUP		8	31	79%	39
PHILLIPPE RIDGE		27	12	31%	39
NEXT MOLECULAR ANALYTICS		9	30	77%	39
WALGREENS #10373		37	1	3%	38
AUTUMN OF SARASOTA		12	26	68%	38
FLORIDA HEALTH CARE DELAND			38	100%	38
HOMEWOOD RESIDENCE AT FREEDOM PLAZA		37	1	3%	38
BOND CLINIC, PA		9	29	76%	38
CCRC @ SUNFLOWER LLC		35	3	8%	38
ADVENTIST HEALTH SYSTEM FLORIDA		26	12	32%	38
CDR MAGUIRE INC	1	7	30	79%	38
MICHAEL AKPEKE MD		29	9	24%	38

# COVID-19: testing by laboratory

Data through Jan 21, 2021 verified as of Jan 22, 2021 at 10:25 AM

Data in this report are provisional and subject to change.

The numbers in the table below represent the number of Florida and non-Florida residents for whom test results were received by the Department of Health. A person can be tested by more than one laboratory and can have both positive and negative results. **Therefore, the sum of the numbers in each column will be larger than the total number of people tested.**

Reporting lab	Inconclusive	Negative	Positive	Percent positive	Total
FLORIDA DEPARMENT OF HEALTH CLAY COUNTY		25	13	34%	38
BROOKDALE JENSEN BEACH ☐		37	1	3%	38
UNIVERSITY OF ALABAMA		35	3	8%	38
JUPITER MEDICAL CENTER URGENT CARE - STUART		23	15	39%	38
MOLECULAR DIAGNOSTICS		5	33	87%	38
PRACTICE MANAGEMENT OF AMERICA, INC.		7	31	82%	38
BENTON HOUSE OF ST. JOHNS		36	2	5%	38
MISSION OAKS ASSISTED LIVING ☐		36	2	5%	38
ALL MY KIDS PEDIATRICS INC		23	15	39%	38
ONE MILO		37			37
PATHOGENIUS LABORATORIES		30	7	19%	37
HOME CARE PHARMACY		37			37
HR SARASOTA OPERATOR LLC		25	12	32%	37
INN AT ASTON GARDENS AT PELICAN POINTE,THE		37			37
BERNHARDT LABORATORIES	1	9	27	73%	37
BOULEVARD REHABILITATION CENTER		24	13	35%	37
HOLZER HEALTH CENTER		5	32	86%	37
FAST PACE MEDICAL CLINIC, PLLC		32	5	14%	37
WOLFF CTR FOR CHILD & ADOLESCENT HEALTH PLLC,THE		24	13	35%	37
EC OPCO PENSACOLA, LLC		37			37
THE COLLIER AT NAPLES		36	1	3%	37
CENTRA CARE – LAKE NONA		3	34	92%	37
MEASE COUNTRYSIDE HOSPITAL			37	100%	37
WALGREENS 3145		34	3	8%	37
PONCE THERAPY CARE CENTER		34	3	8%	37
LONGLEAF DIAGNOSTIC LABORATORIES		10	27	73%	37
FAMILY EXTENDED CARE OF SEBRING INC		35	2	5%	37
TITUSVILLE FAMILY PRACTICE		14	22	61%	36
University Hills health and Rehabilitation		27	9	25%	36
MINUTECLINIC DIAGNOSTIC OF SOUTH CARO		29	7	19%	36
MEDRITE URGENT CARE		26	10	28%	36
NORTHWELL HEALTH PLAINVIEW HOSPITAL LABORATORY		27	9	25%	36
MINUTECLINIC DIAGNOSTIC OF NORTH CARO		33	3	8%	36
BVL/LITTLE ANGEL PEDIATRICS		36			36
RADIOLOGY ASSOCIATES OF VENICE AND ENGLEWOOD		34	2	6%	36
CORNERSTONE MEDICAL CARE OF BRANDON PL		32	3	9%	35
PLAINVIEW URGENT CARE		33	2	6%	35
MINUTECLINIC DIAGNOSTIC		35			35
BAYSHORE PATHOLOGY CONSULTANTS PA		34	1	3%	35
IRL		4	31	89%	35
WUESTHOFF MEMORIAL HOSPITAL			35	100%	35
P23 LABS		35			35
TERRACE AT HOBE SOUND, THE	1	31	3	9%	35
NIGHT LITE PEDIATRICS CENTER LLC		8	27	77%	35
DESOTO PALMS ALF		35			35
HERNANDO ENDOSCOPY AND SURGERY CENTER		27	8	23%	35

# COVID-19: testing by laboratory

Data through Jan 21, 2021 verified as of Jan 22, 2021 at 10:25 AM

Data in this report are provisional and subject to change.

The numbers in the table below represent the number of Florida and non-Florida residents for whom test results were received by the Department of Health. A person can be tested by more than one laboratory and can have both positive and negative results. **Therefore, the sum of the numbers in each column will be larger than the total number of people tested.**

Reporting lab	Inconclusive	Negative	Positive	Percent positive	Total
FELICIDAD MEDICAL CENTER			35	100%	35
CITRUS COUNTY HEALTH DEPARTMENT		32	3	9%	35
ADVENT HEALTH - FISH MEMORIAL		2	33	94%	35
THOMAS INTERNAL MEDICINE		29	6	17%	35
NEUROINTERNATIONAL SARASOTA		32	3	9%	35
UNION MEDICAL CARE PLLC		35			35
PALM BAY HOSPITAL			35	100%	35
BEEHIVE HOMES OF GULF BREEZE		19	16	46%	35
MAUREEN OROURKE-FUTEY			34	100%	34
NORTH FLORIDA PEDIATRICS		30	4	12%	34
COLLIER HMA PHYSICIAN MANAGEMENT LLC		26	8	24%	34
TAYLORVILLE FAMILY MEDICINE		27	7	21%	34
BAY REGIONAL URGENT CARE	1	17	16	47%	34
BETHESDA HEALTH URGENT CARE			34	100%	34
DEVELOPMENTAL DISABILITIES DEFENDANT PROGRAM		32	2	6%	34
MILLENNIUM PHYSICIAN GROUP LLC		30	4	12%	34
SPRING MANOR ASSISTED LIVING		34			34
TUSCAN GARDENS OF DELRAY BEACH MANAGEMENT COMPANY,		34			34
ROSECASTLE OF JACKSONVILLE LLC		33	1	3%	34
CVS		2	32	94%	34
IMA MEDICAL GROUP POINCIANA		14	20	59%	34
PARAMOUNT WALK-IN CLINIC		1	33	97%	34
RASHDA ALBIBI M.D. P.A.		31	3	9%	34
CINNAMON COVE ALF		34			34
REDI-MED WALK IN FAMILY CLINIC			34	100%	34
THE MERIDIAN AT BOCA RATON	1	33			34
LEVY COUNTY DEPARTMENT OF HEALTH		25	9	26%	34
CSL PLASMA INC		7	27	79%	34
LIFESTREAM BEHAVIORIAL CENTER		17	17	50%	34
AHSE ROP		32	1	3%	33
BLISS HEALTHCARE SERVICES		16	17	52%	33
MINUTE CLINIC INCORPORATE		27	6	18%	33
Kensington Gardens		33			33
AYERS NURSING AND REHABILITATION CENTER		33			33
ACCURATE DIAGNOSTIC LAB		32	1	3%	33
BIOFIRE		7	26	79%	33
ST. MARYS MEDICAL CENTER		1	32	97%	33
BOND CLINIC		3	30	91%	33
PERSONAL PEDIATRICS		29	4	12%	33
SANFORD MOBILE LAB PGA TOUR		32	1	3%	33
LINCOLN DIAGNOSTIC LAB		32	1	3%	33
ISLAND URGENT CARE PLLC		33			33
KINDRED HOSPITAL CENTRAL TAMPA BLOOD GAS	1	30	2	6%	33
CENTRA CARE - DR. PHILLIPS		1	32	97%	33
TOWERS HOME CARE		30	3	9%	33
University Hospital		28	5	15%	33

# COVID-19: testing by laboratory

Data through Jan 21, 2021 verified as of Jan 22, 2021 at 10:25 AM

Data in this report are provisional and subject to change.

The numbers in the table below represent the number of Florida and non-Florida residents for whom test results were received by the Department of Health. A person can be tested by more than one laboratory and can have both positive and negative results. **Therefore, the sum of the numbers in each column will be larger than the total number of people tested.**

Reporting lab	Inconclusive	Negative	Positive	Percent positive	Total
GOLDEN POND COMMUNITIES		33			33
PRMG - EAST NAPLES		23	10	30%	33
GREENRIDGE GROUP HOME	3	11	19	58%	33
MAINSTREET FAMILY URGENT CARE		1	32	97%	33
JENNIFER J CHIAVETTA-GRLSANTI DC		24	9	27%	33
METRO KNOXVILLE HMA		25	8	24%	33
BELVEDERE COMMONS OF SUN CITY CENTER□		32			32
STETSON UNIVERSITY STUDENT HEALTH CENTER		3	29	91%	32
JEFFERSON COUNTY HEALTH DEPARTMENT-MONTICELLO		18	14	44%	32
JACKSON HEALTH SYSTEM		1	31	97%	32
Heartland Health Care Center North Sarasota		18	14	44%	32
BRIDGEVIEW CENTER LLC□		27	5	16%	32
NIGHT LITE PEDIATRICS URGENT CARE CENTER			32	100%	32
ANDALUSIA HEALTH		16	16	50%	32
HOLY NAME HOSPITAL LABORATORY		31	1	3%	32
AZALEA TRACE PHYSICIAN SERVICES		32			32
RITE MEDICAL CARE PC		32			32
MINUTECLINIC DIAGNOSTIC OF RHODE ISLAND, LLC #1544		31	1	3%	32
IPSUM DIAGNOSTICS		3	29	91%	32
VILLAGE ON THE ISLE□		27	5	16%	32
PHYSICIAN ASSOCIATES LLC		26	6	19%	32
VETERANS HOME			32	100%	32
PANCARE HEALTH - FREEPORT CLINIC SUITE B		27	5	16%	32
CALHOUN COUNTY HEALTH DEPT		12	20	63%	32
POARCH BANC CREEK INDIANS TRIBAL HEALTH DEPARTMENT			32	100%	32
ST AUGUSTINE PEDIATRIC ASSOC		30	2	6%	32
HAZELDEN FLORIDA		31	1	3%	32
OPIS COQUINA CENTER		32			32
WESTMINSTER ST AUGUSTINE		32			32
VETERAN AFFAIRS MEDICAL CENTER - JAMES J PETERS		30	2	6%	32
PECONIC BAY MEDICAL CENTER LABORATORY		24	8	25%	32
Gabisa Medical LLC		32			32
PHOSPHORUS DIAGNOSTICS		27	5	16%	32
LINCOLN MEDICAL AND MENTAL HEALTH CENTER		30	2	6%	32
COLLIER ANESTHESIA PAIN LLC		31			31
DISCOVERY COMMONS AT BRADENTON		31			31
MENORAH HOUSE		30	1	3%	31
CENTRAL FLORIDA PEDIATRICS		13	18	58%	31
NORTH CENTRAL BRONX HOSPITAL		30	1	3%	31
STAT ONE URGENT CARE CENTER		2	29	94%	31
TRADITIONAL HOME CARE INC		30	1	3%	31
MARIANNA HEALTH AND REHABILITATION CENTER		30	1	3%	31
STEWART MEDICAL GROUP, INC		21	10	32%	31
LONG ISLAND JEWISH MED CTR		28	3	10%	31
LabCorp L#09258130 M#09258125		12	19	61%	31
S-H THIRTY FIVE OPCO - ORANGE CITY, LLC		22	9	29%	31

# COVID-19: testing by laboratory

Data through Jan 21, 2021 verified as of Jan 22, 2021 at 10:25 AM

Data in this report are provisional and subject to change.

The numbers in the table below represent the number of Florida and non-Florida residents for whom test results were received by the Department of Health. A person can be tested by more than one laboratory and can have both positive and negative results. **Therefore, the sum of the numbers in each column will be larger than the total number of people tested.**

Reporting lab	Inconclusive	Negative	Positive	Percent positive	Total
PARKSIDE HEALTH AND REHABILITATION CENTER			31	100%	31
REGENCY PARK ASSISTED LIVING FACILITY		29	2	6%	31
S-H THIRTY FIVE OPCO - LUTZ, LLC		30	1	3%	31
MANORCARE AT LELY PALMS		29	2	6%	31
LORI MCAULIFFE MD PA		21	10	32%	31
PUTNAM COUNTY SHERIFFS OFFICE		26	5	16%	31
MORTON PLANT			30	100%	30
Okeechobee Health Care Facility		16	14	47%	30
WESTWOOD NURSING AND REHABILITATION		28	2	7%	30
CALADIUM PEDIATRICS		28	2	7%	30
ADVENT HEALTH PRIMARY CARE PLUS, WINTER GARDEN		26	4	13%	30
WAVE CREST HEALTH AND REHABILITATION CENTER		30			30
SOLARIS SENIOR LIVING OF MERRITT ISLAND		30			30
CAN COMMUNITY HEALTH		29	1	3%	30
SAN CARLOS PHARMACY		27	3	10%	30
HERITAGE WATERSIDE		27	3	10%	30
GIBBENS FAMILY MEDICAL, LLC		23	7	23%	30
PENSACOLA DEVELOPMENTAL CENTER		14	16	53%	30
AMEERAH LABS			30	100%	30
BAHIA OAKS LODGE		28	2	7%	30
HIGHLANDS LAKE CENTER		27	3	10%	30
CLINCLOUD, LLC			30	100%	30
SOUTHERN LABORATORY		6	24	80%	30
THE TERRACE AT IVY ACRES ALF		11	19	63%	30
SOS MOBILE MEDICAL CARE LLC		25	5	17%	30
CAMPBELL URGENT CARE			29	100%	29
BETHUNE-COOKMAN UNIVERSITY		11	18	62%	29
ROYAL CARE OF AVON PARK		26	3	10%	29
BARNETT PARK			29	100%	29
MINUTE CLINIC LLC #2216		27	2	7%	29
BROOKDALE CANOPY OAKS			29	100%	29
NICEVILLE URGENT CARE		1	28	97%	29
NURSES HELPING HANDS INC ALF		29			29
PRO HEALTH HARMONY		29			29
EVERLYWELL		16	13	45%	29
NEMOURS CHILDRENS CLINIC		22	7	24%	29
NORTH CAROLINA DEPARTMENT OF HEALTH & HUMAN SERVICES			29	100%	29
Consulate Health Care of Orange Park		27	2	7%	29
COMPREHENSIVE CHILDCARE		23	6	21%	29
SUNTREE INTERNAL MEDICINE		29			29
P4CLINICAL	3	2	24	83%	29
FLORIDA DEPARTMENT OF HEALTH IN WALTON COUNTY		23	6	21%	29
CDR MAGUIRE - MIAMI BEACH CC MISSION 17388		2	27	93%	29
INSTITUTE OF PATHOLOGY KINGS COUNTY		29			29
UNIV OF ROCHESTER-STRONG MEMORIAL HOSP		28	1	3%	29
INNOVATION CLINICAL TRIALS, INC			29	100%	29

# COVID-19: testing by laboratory

Data through Jan 21, 2021 verified as of Jan 22, 2021 at 10:25 AM

Data in this report are provisional and subject to change.

The numbers in the table below represent the number of Florida and non-Florida residents for whom test results were received by the Department of Health. A person can be tested by more than one laboratory and can have both positive and negative results. **Therefore, the sum of the numbers in each column will be larger than the total number of people tested.**

Reporting lab	Inconclusive	Negative	Positive	Percent positive	Total
FLORIDA DEPARTMENT OF HEALTH IN MONROE COUNTY		26	3	10%	29
MICHIGAN DEPARTMENT OF HEALTH AND HUMAN SERVICES			28	100%	28
ACTIVE SENIOR LIVING		26	2	7%	28
SOUTHSIDE HOSPITAL NORTHWELL HEALTH LABORATORY		25	3	11%	28
PORT ST LUCIE HOSPITAL		25	3	11%	28
ERIC C MRSHAL, MD, PC #1842		27	1	4%	28
EXPRESS DOCS LLC			28	100%	28
BONIFAY NURSING AND REHAB CENTER			28	100%	28
UNION MEDICAL CARE		28			28
CROSSROADS URGENT CARE		17	11	39%	28
PREMISE HEALTH MIA			28	100%	28
RENAISSANCE AT THE TERRACES		27	1	4%	28
HEALTH FIRST - VIERA HOSPITAL		1	27	96%	28
LAKELAND NURSING AND REHABILITATION CENTER			28	100%	28
LUTHERAN HAVEN EXTENDED CONGREGATE CAR		28			28
EDEN AT CRESTVIEW		12	16	57%	28
PALM GARDEN OF JACKSONVILLE		27	1	4%	28
WALK IN MEDICAL URGENT CARE		28			28
PSL NAPLES BH OPERATIONS, LLC		28			28
ST PETERSBURG PEDIATRICS-MLK JUNIOR BLVD		24	4	14%	28
GRAMERCY PARK URGENT CARE		27	1	4%	28
MIDDLETOWN MEDICAL P C		19	9	32%	28
CONNECTICUT DEPARTMENT OF HEALTH		22	6	21%	28
PORT SAINT JOHN FAMILY PRACTICE		18	9	33%	27
RENAISSANCE SENIOR LIVING	1	26			27
SPANISH RIVER HIGH SCHOOL ESE		23	4	15%	27
MOBILE MEDICAL ASSOCIATES PL		9	18	67%	27
CDC		17	10	37%	27
SUNCOAST LABS			27	100%	27
OAKTREE HEALTHCARE			27	100%	27
WEST		15	12	44%	27
MAKO MEDICAL		16	11	41%	27
MINUTECLINIC DIAGNOSTIC OF NEW JERSEY		22	5	19%	27
UCLA HEALTHCARE CLINICAL LABS		23	4	15%	27
COMMUNITY MEDICAL CARE CENTER INC			27	100%	27
BROOKDALE PHILLIPPI CREEK			27	100%	27
AVALON PARK RETIREMENT RESIDENCE		26	1	4%	27
BAY COUNTY SHERIFFS OFFICE JAIL FACILITY		22	5	19%	27
EXPRESS CARE OF BELLEVIEW		27			27
MICHAEL J D'AMBROSE MD PA		25	2	7%	27
SANTA BARBARA CARE CENTER		17	10	37%	27
Cleveland Clinic Laboratories		4	23	85%	27
UNIVERSITY MEDICAL CTR OF PRINCETON AT		25	2	7%	27
ADVENT HEALTH CENTRA CARE LAKELAND		22	5	19%	27
TGH URGENT CARE - RIVERVIEW			26	100%	26
ROYAL PALM SENIOR RESIDENCE		26			26

# COVID-19: testing by laboratory

Data through Jan 21, 2021 verified as of Jan 22, 2021 at 10:25 AM

Data in this report are provisional and subject to change.

The numbers in the table below represent the number of Florida and non-Florida residents for whom test results were received by the Department of Health. A person can be tested by more than one laboratory and can have both positive and negative results. **Therefore, the sum of the numbers in each column will be larger than the total number of people tested.**

Reporting lab	Inconclusive	Negative	Positive	Percent positive	Total
LABCORP BURLINGTON		8	18	69%	26
STATEN ISLAND UNIVERSITY HOSPITAL-POUCH		26			26
JAMAICA HOSPITAL MEDICAL CENTER		24	2	8%	26
ADVENT HEALTH PARTIN SETTLEMENT HEALTH PARK		18	8	31%	26
MORTON PLANT HOSPITAL NURSING			26	100%	26
RIVERHEAD URGENT CARE		25	1	4%	26
PULMONARY SPECIALISTS OF THE PALM BEACHES		16	10	38%	26
FLAGLER HOSPITAL INC	2		24	92%	26
EASYCARE WALK-IN CLINIC		11	15	58%	26
COLORADO DEPARTMENT OF HEALTH LABORATORY SERVICES DIVISION			26	100%	26
LOOP PEDIATRICS		22	4	15%	26
THE MINIER URGENT CARE		20	6	23%	26
KEY PRIMARY CARE			26	100%	26
WASHINGTON COUNTY HEALTH DEPARTMENT		14	12	46%	26
FHMG-FLORIDA HOSPITAL MEDICAL GROUP		21	5	19%	26
CENTRA CARE - SAND LAKE		1	25	96%	26
PALM BEACH COUNTY FIRE RESCUE		24	2	8%	26
MONCRIEF ARMY HEALTH CLINIC			26	100%	26
WEST BROWARD CARE CENTER		24	2	8%	26
Lanier Rehab			25	100%	25
ST PETER'S BENDER LABORATORY		25			25
COUNTY OF LOS ANGELES			25	100%	25
BOCA BIOLISTIC REFERENCE LAB			25	100%	25
SANITAS		4	21	84%	25
FAMILY CARE PARTNERS		15	10	40%	25
BROOKDALE CAPE CORAL		25			25
BULLS HEAD URGENT CARE		25			25
RJ LEE GROUP	1	23	1	4%	25
PARTICLE THEORY LABS		22	3	12%	25
URGENT CARE CENTER			25	100%	25
HARBORCHASE OF WELLINGTON CROSSING		23	2	8%	25
WELLMED AT NEW TAMPA		19	6	24%	25
WEINBERG VILLAGE		24	1	4%	25
SAFARI PEDIATRICS PA		24	1	4%	25
FEDERAL PRISON CAMP PENSACOLA			25	100%	25
FAMILY EXTENDED CARE OF PUNTA GORDA		25			25
EAST HILL MEDICAL GROUP		17	8	32%	25
ARCPPOINT LABS OF FORT LAUDERDALE		25			25
ADVENT HEALTH CENTRA CARE - LAKE BUTLER BOULEVARD			25	100%	25
ADVENT HEALTH - LAKE MARY PEDIATRICS		16	9	36%	25
UNIPATH		18	7	28%	25
WOMENS CARE FLORIDA LABORATORY		25			25
EASTERN SHORE URGENT CARE		16	9	36%	25
DUVAL PHARMACY		20	5	20%	25
ALABAMA CLINICS		12	13	52%	25
NIGHT LITE PEDIATRIC CENTER		10	15	60%	25

# COVID-19: testing by laboratory

Data through Jan 21, 2021 verified as of Jan 22, 2021 at 10:25 AM

Data in this report are provisional and subject to change.

The numbers in the table below represent the number of Florida and non-Florida residents for whom test results were received by the Department of Health. A person can be tested by more than one laboratory and can have both positive and negative results. **Therefore, the sum of the numbers in each column will be larger than the total number of people tested.**

Reporting lab	Inconclusive	Negative	Positive	Percent positive	Total
ST. CLOUD HOSPITAL		20	5	20%	25
MINUTECLINIC DIAGNOSTIC OF RHODE ISLAND, LLC #212		24			24
TARPON BAYOU CENTER			24	100%	24
SENIOR HEALTH OF WINTER PARK DUNDEE		24			24
LAKE MARY - STIRLING CENTER SUITE 202			24	100%	24
WESTMINSTER WOODS ON JULINGTON CREEK		22	2	8%	24
ABL MEDICAL CARE LLC			24	100%	24
JOHN KNOX VILLAGE OF CENTRAL FLORIDA		20	4	17%	24
URGENT FAMILY CARE INC		21	3	13%	24
PANCARE HEALTH - BONIFAY K-8			24	100%	24
MEDCOMP SCIENCES			24	100%	24
MADWAR		19	5	21%	24
THE WATERMARK AT VISTAWILLA		24			24
LABORATORY DYNAMICS		20	4	17%	24
UR CARE FAMILY AND SPORTS MEDICINE			24	100%	24
VILLAGES REHABILITATION AND NURSING CENTER		24			24
WELLOW URGENT CARE		23	1	4%	24
WESTPAC LABS		1	23	96%	24
WIREGRASS CLINIC LLC		19	5	21%	24
ASHTON PLACE	3	17	4	17%	24
JOHNS HOPKINS CHILDREN'S HOSPITAL			24	100%	24
HENNEPIN COUNTY MEDICAL CENTER (HCMC)		13	11	46%	24
PHYSICIANS PRIMARY CARE OF SW FLORIDA PL		24			24
HERITAGE OAKS ASSISTED LIVING & MEMORY CARE		20	4	17%	24
COURTYARDS OF ORLANDO		24			24
SURFSIDE URGENT CARE		13	11	46%	24
AVENTIS BIO-SERVICES CTL		24			24
VASSAR BROTHERS MEDICAL CENTER LABORATORY		23	1	4%	24
VETERANS AFFAIRS MEDICAL CENTER - NEW YORK HARBOR		23	1	4%	24
REGENCY OAKS HEALTH CENTER		22	2	8%	24
PREMIER COMMUNITY HEALTHCARE GROUP INC		23	1	4%	24
THE CHAPPEL GROUP RESEARCH		24			24
MINUTECLINIC DIAGNOSTIC OF KANSAS, PA		22	2	8%	24
LABORATORY ALLIANCE OF CENTRAL NEW YORK		23	1	4%	24
TALLAHASSEE DEVELOPMENTAL CENTER□		22	1	4%	23
WUESTHOFF MEDICAL CENTER-MELBOURNE			23	100%	23
CITY OF PORT SAINT LUCIE		20	3	13%	23
SUNQUEST		3	20	87%	23
FAST PACE MEDICAL CLINIC		21	2	9%	23
PENSACOLA PEDIATRICS - PACE		16	7	30%	23
MADISON COUNTY MEMORIAL HOSP		12	11	48%	23
MONTEFIORE NEW ROCHELLE HOSPITAL		22	1	4%	23
SUMTER PEDIATRICS		21	2	9%	23
MED PLUS FLORENCE		19	4	17%	23
THE COMMONWEALTH OF MASSACHUSETTS			23	100%	23
EMERITUS AT NAPLES	1	22			23

# COVID-19: testing by laboratory

Data through Jan 21, 2021 verified as of Jan 22, 2021 at 10:25 AM

Data in this report are provisional and subject to change.

The numbers in the table below represent the number of Florida and non-Florida residents for whom test results were received by the Department of Health. A person can be tested by more than one laboratory and can have both positive and negative results. **Therefore, the sum of the numbers in each column will be larger than the total number of people tested.**

Reporting lab	Inconclusive	Negative	Positive	Percent positive	Total
ST PETERSBURG PEDIATRICS-SEMINOLE		19	4	17%	23
UNIVERSITY HILLS HEALTH AND REHABILITATION CENTER		18	5	22%	23
FAMILY CARE PARTNERS URGENT CARE LLC		17	6	26%	23
PANCARE HEALTH - BAY COUNTY - YOUNGSTOWN		21	2	9%	23
NEW JERSEY		22	1	4%	23
GARDENS HEALTH NH LLC		23			23
WEST VOLUSIA FAMILY AND SPORTS MEDICINE		23			23
ADVANCED URGENT CARE		12	11	48%	23
EGL GENETIC DIAGNOSTICS		1	22	96%	23
COLONY CARE CENTER		14	9	39%	23
NOBLE SENIOR LIVING		3	20	87%	23
NORTH FLORIDA PEDIATRICS - JACKSONVILLE		21	2	9%	23
STATE LAB		2	21	91%	23
UF HEALTH NORTH JACKSONVILLE			23	100%	23
ISLAND COAST PEDIATRICS PA		22	1	4%	23
PARK WEST MEDICAL CENTER		22	1	4%	23
WEISS PEDIATRIC CARE LLC		16	7	30%	23
HEALTHPARK MEDICAL CENTER ABG LAB		21	1	5%	22
FIRST CHOICE PEDIATRICS LOOP		20	2	9%	22
SARASOTA MEMORIAL NURSING & REHABILITATION CTR		22			22
TOTAL CARE PLUS LLC			22	100%	22
GASTROENTEROLOGY ASSOCIATES OF PENSACOLA PA		20	2	9%	22
ROCKLEDEGE REGIONAL MEDICAL CENTER		17	5	23%	22
MARION PEDIATRICS PA		17	5	23%	22
BRANDON COMMUNITY HEALTH CENTER		14	8	36%	22
HUNT CLUB PEDIATRIC ASSOCIATES LLC		19	3	14%	22
APOLLO SURGERY CENTER		20	2	9%	22
UNION CHD		20	2	9%	22
SYNIVERSE WELLNESS CENTER		18	4	18%	22
GOOD SAMARITAN HOSPITAL LABORATORY		19	3	14%	22
SEAGRASS VILLAGE			22	100%	22
NATIONAL MENTOR HEALTHCARE LLC			22	100%	22
MOBILE DIVISION LABORATORY		7	15	68%	22
CHILDREN'S MEDICAL CENTER			22	100%	22
RESIDENCE AT BAY VUE		21	1	5%	22
HEARTLAND HEALTHCARE AND REHAB CENTER			22	100%	22
EPIC REFERENCE LABS INC			22	100%	22
BROOKDALE UNIVERSITY HOSPITAL		21	1	5%	22
EBEIDS MD PEDIATRICS		19	3	14%	22
FINLAY C. LABORATORY		3	19	86%	22
WINDERMERE MEDICAL CENTER		18	4	18%	22
CHIPOLA MEDICAL ASSOCIATES		4	18	82%	22
LAKEVIEW HEALTH CARE SYSTEMS		8	14	64%	22
WARDE MEDICAL LABORATORY		15	7	32%	22
MAYO CLINIC JACKSONVILLE		1	21	95%	22
KEY WEST MEDICAL CENTER	1	20	1	5%	22

# COVID-19: testing by laboratory

Data through Jan 21, 2021 verified as of Jan 22, 2021 at 10:25 AM

Data in this report are provisional and subject to change.

The numbers in the table below represent the number of Florida and non-Florida residents for whom test results were received by the Department of Health. A person can be tested by more than one laboratory and can have both positive and negative results. **Therefore, the sum of the numbers in each column will be larger than the total number of people tested.**

Reporting lab	Inconclusive	Negative	Positive	Percent positive	Total
TEN HEALTHCARE		6	16	73%	22
ST VINCENT'S AMBULATORY CARE INC DBA	2	18	2	9%	22
FORT CAROLINE GARDENS, INC		20	2	9%	22
MADISON COUNTY MEMORIAL HOSPITAL LABORATORY		14	8	36%	22
ST JOHNS COUNTY DETENTION CENTER		22			22
SUMMIT MEDICAL GROUP - 75 E NORTHFIELD		20	2	9%	22
FLORIDA PEDIATRICS		6	16	73%	22
ALAN A SMITH MD LLC		21	1	5%	22
MERCY MEDICAL URGENT CARE CENTER INC		3	19	86%	22
ORANGE PARK PEDIATRICS		18	4	18%	22
URGENT CARE USA			22	100%	22
PROFESSIONAL PEDIATRICS		20	2	9%	22
LAKELAND REGIONAL HEALTH PABLO		21	1	5%	22
COASTAL SKIN SURGERY AND DERMATOLOGY		15	7	32%	22
DIACARTA INC.		22			22
MINUTE CLINIC, LLC DBA MINUTECLINIC #4505		21	1	5%	22
NAPHCARE, INC.		11	10	48%	21
MINUTE CLINIC DIAGNOSTIC OF SC, LLC #75		20	1	5%	21
INTERNATIONAL MEDICAL LABORATORY INC		21			21
SOUTH LAKE PEDIATRICS		20	1	5%	21
UPMC CHAUTAUQUA AT WCA LABORATORY		20	1	5%	21
CLINICAL PATHOLOGY LABORATORIES SOUTHEAST			21	100%	21
STEWARD MEDICAL GROUP INC			21	100%	21
TIFFANY LAKE CARE CENTERS INC		21			21
GREEN GABLES ASSISTED LIVING FACILITY		21			21
ST JUDE CHILDRENS RESEARCH HOSPITAL		21			21
LYSTER ACH FT RUCKER AL		18	3	14%	21
PATHGROUP			21	100%	21
ADVENTHEALTH MEDICAL GROUP FAMILY MEDICINE		20	1	5%	21
PINELLAS INTERNAL MEDICINE ASSOCIATES		20	1	5%	21
BROWARD HEALTH IMPERIAL POINT NURSING			21	100%	21
ARDEN COURTS OF WINTER SPRINGS		18	3	14%	21
STEWARD MELBOURNE HOSPITAL			21	100%	21
ELAN SPANISH SPRINGS		4	17	81%	21
CLARE BRIDGE OF CAPE CORAL		21			21
VIRTUA		17	4	19%	21
PHYSICIANS STAT		2	19	90%	21
SOUTHEASTERN OUTPATIENT SURGERY CENTER		20	1	5%	21
Summit Medical Group Westfield Lab		18	3	14%	21
LONG TERM CARE OF JAY, LLC			21	100%	21
CENTRAL FLORIDA HEALTH CARE INC		2	19	90%	21
NCHD		7	14	67%	21
MACCLENNY NURSING AND REHAB		8	13	62%	21
AMERICAN ESOTERIC LABORATORIES		6	15	71%	21
FLORIDA PEDIATRIC GROUP PA		19	2	10%	21
SUNSHINE ASSISTED LIVING		21			21

# COVID-19: testing by laboratory

Data through Jan 21, 2021 verified as of Jan 22, 2021 at 10:25 AM

Data in this report are provisional and subject to change.

The numbers in the table below represent the number of Florida and non-Florida residents for whom test results were received by the Department of Health. A person can be tested by more than one laboratory and can have both positive and negative results. **Therefore, the sum of the numbers in each column will be larger than the total number of people tested.**

Reporting lab	Inconclusive	Negative	Positive	Percent positive	Total
PRIME CARE ONE LLC/HARBORCHASE OF VENICE			21	100%	21
PHYSICIANS CARE		18	3	14%	21
MD BEAUTY LABS, PA		20	1	5%	21
ARTHREX MEDICAL CENTER		10	11	52%	21
TAMPA BAY CONCIERGE DOCTOR, LLC		20	1	5%	21
AMMON ANALYTICAL LABORATORIES		18	3	14%	21
CANTON-POTSDAM HOSPITAL LABORATORY		20			20
ACCESS 365 URGENT CARE		7	13	65%	20
MEDICAL EXPRESS CORP		18	2	10%	20
APOLLO HEALTH & REHABILITATION		15	5	25%	20
MINUTECLINIC, LLC #08366		15	5	25%	20
LAKE PLACID HEALTH AND REHABILITATION			20	100%	20
CONNECTDX		5	15	75%	20
CL BRUMBACK PRIMARY CARE CLINIC LANTANA		2	18	90%	20
MID FLORIDA PATHOLOGY LLC		19	1	5%	20
HEALTHY MINORS, LLC.		20			20
BROOKWOOD BAPTIST MEDICAL CENTER		19	1	5%	20
PONCE PLAZA NURSING & REHAB CENTER		4	16	80%	20
ROCKLEDGE FAMILY HEALTH			20	100%	20
GULFSIDE HOSPICE INC		17	3	15%	20
PALMETTO PEDIATRICS			20	100%	20
CARENOW - DOWNTOWN NORTH GULCH		20			20
POINT OF CARE CLINICS PRIMARY CARE		20			20
ADVENT HEALTH CENTRA CARE - LAKE BUENA VISTA		1	19	95%	20
TGH MEDICAL GROUP LABORATORY CARROLLWOOD			20	100%	20
INTERCOASTAL MEDICAL GROUP			20	100%	20
NOVANT HEALTH		15	5	25%	20
BAY PEDIATRICS PA		18	2	10%	20
BEST MEDICAL CENTER		11	9	45%	20
REDITUS LABORATORIES			20	100%	20
LONG TERM CARE OF GULF BREEZE LLC		17	3	15%	20
ADVENT HEALTH EXPRESS		9	11	55%	20
FLORIDA HOSPITAL LABS		11	9	45%	20
EMERGENCY PHYSICIANS MEDICAL CENTER LLC		10	10	50%	20
PALMS MEDICAL GROUP - LAKE CITY WEST		3	17	85%	20
THE TRADITION OF THE PALM BEACHES		19	1	5%	20
ATLAN		18	2	10%	20
HENDRY REGIONAL CORPORATE HEALTH			20	100%	20
LAKE WORTH MANOR		19	1	5%	20
ESTATES MEDICAL CENTER		12	8	40%	20
GLEN COVE HOSPITAL		20			20
PINES NURSING HOME		19	1	5%	20
Wiregrass Rehabilitation Center and Nursing Home		20			20
ENGLEWOOD HOSPITAL AND MEDICAL CENTER		16	4	20%	20
MARYLAND DEPARTMENT OF HEALTH			19	100%	19
FLORIDA ATLANTIC UNIVERSITY		17	2	11%	19

# COVID-19: testing by laboratory

Data through Jan 21, 2021 verified as of Jan 22, 2021 at 10:25 AM

Data in this report are provisional and subject to change.

The numbers in the table below represent the number of Florida and non-Florida residents for whom test results were received by the Department of Health. A person can be tested by more than one laboratory and can have both positive and negative results. **Therefore, the sum of the numbers in each column will be larger than the total number of people tested.**

Reporting lab	Inconclusive	Negative	Positive	Percent positive	Total
JEFFERSON K-12, A SOMERSET SCHOOL- CLINIC		16	3	16%	19
PENNSYLVANIA DEPARTMENT OF HEALTH BUREAU OF LABORATORIES			19	100%	19
DCH REGIONAL MEDICAL CENTER LABORATORY		18	1	5%	19
TOTAL ACCESS URGENT CARE			19	100%	19
SHORE MEMORIAL HOSPITAL		16	3	16%	19
HARMONY HEALTH OPCO, LLC		15	4	21%	19
STONE WASH CLINICAL LABORATORIES		2	17	89%	19
BAYVIEW MEDICAL		19			19
MEASE MANOR INC		15	4	21%	19
CAPE CORAL HOSPITAL ABG LABORATORY		10	9	47%	19
MINUTECLINIC DIAGNOSTIC OF MICHIGAN		17	2	11%	19
MEDEXPRESS - BLOOMIN BRANDS		4	15	79%	19
UNIV OF NORTH ALABAMA HEALTH CENTER		18	1	5%	19
CARESPOT OF NOCATEE			19	100%	19
STUART REHABILITATION AND HEALTHCARE		5	14	74%	19
BROOKDALE MANDARIN CENTRAL		6	13	68%	19
81ST MEDICAL GROUP			19	100%	19
HARBOUR ISLAND PEDIATRICS		12	7	37%	19
FLORIDA COMMUNITY HEALTH CENTER OF ST. LUCIE		1	18	95%	19
NO NAME		8	11	58%	19
LIFE CARE CENTER OF JACKSONVILLE			19	100%	19
MED HEALTH SERVICES		18	1	5%	19
NORTH BEACH REHABILITATION CENTER		18	1	5%	19
MIAMI CLINICAL RESEARCH CORP			19	100%	19
CARE 4 U MANAGEMENT, INC			19	100%	19
Kindred Hospital South Florida Hollywood SNU		18	1	5%	19
SEVEN RIVERS REGIONAL MEDICAL CENTER		5	14	74%	19
HUNTINGTON STATION URGENT CARE		18	1	5%	19
LAB INTERMARKET FACILITY LAB		1	18	95%	19
ESOTERIX GENETIC LABORATORIES		16	3	16%	19
OLIVE BRANCH HEALTH AND REHABILITATION CENTER			19	100%	19
ASSISTED LIVING OF BROWARD		19			19
NANO HEALTH ASSOCIATES LLC		19			19
MAGNOLIA PEDIATRICS		2	17	89%	19
MIGUEL E TREVINO MD PA		16	3	16%	19
INTEGRATED REGIONAL LABORATORIES - LARGO			19	100%	19
OHIO CVS STORES, LLC DBA		16	2	11%	18
OAKMONTE VILLAGE		17	1	6%	18
DAVID LAWRENCE CENTER		15	3	17%	18
BAY STREET PHARMACY		17	1	6%	18
CCS - BROWARD COUNTY JAIL		18			18
CARDIOLOGY AND MEDICINE ASSOCIATES INC		18			18
XPRESS WELLNESS URGENT CARE			18	100%	18
PROFESSIONAL PARK PEDIATRICS PA			18	100%	18
M&V SAN JOSE MEDICAL CENTER			18	100%	18
MARTHA'S HOUSE & ASSISTED LIVING FACILITY		18			18

# COVID-19: testing by laboratory

Data through Jan 21, 2021 verified as of Jan 22, 2021 at 10:25 AM

Data in this report are provisional and subject to change.

The numbers in the table below represent the number of Florida and non-Florida residents for whom test results were received by the Department of Health. A person can be tested by more than one laboratory and can have both positive and negative results. **Therefore, the sum of the numbers in each column will be larger than the total number of people tested.**

Reporting lab	Inconclusive	Negative	Positive	Percent positive	Total
ADVENTHEALTH EXPRESS CARE AT			18	100%	18
CARESPOT		1	17	94%	18
PRIMECARE OF DOTHAN-DALEVILLE CLINIC		14	4	22%	18
TPCA CLINICAL LABORATORIES		15	3	17%	18
BOZEMAN HEALTH DEACONESS HOSPITAL		13	5	28%	18
HEALTH MED CENTERS		18			18
HARTFORD HOSPITAL ANCILLARY LAB		17	1	6%	18
HOWARD BEACH URGENT CARE		18			18
MEDEXPRESS URGENT CARE - BLOOMINGTON		16	2	11%	18
HALIFAX HEALTH URGENT CARE		3	15	83%	18
MARATHON HEALTH FOR LIFE		16	2	11%	18
GENERAL INTERNAL MEDICINE MEDICAL CTR CLINIC		13	5	28%	18
ASURANCE SCIENTIFIC LABORATORIES		18			18
DEPT OF VA MEDICAL CENTER - BAY PINES			18	100%	18
UM MILLER SCHOOL OF MEDICINE			18	100%	18
FAMILY CARE CYPRESS CREEK		1	17	94%	18
IMA MEDICAL CENTER		7	11	61%	18
LONG BEACH URGENT CARE		18			18
TIMBERLANE LODGE ALF	1	10	7	39%	18
MARION COUNTY HEALTH DEPARTMENT		17	1	6%	18
COLORADO DEPARTMENT OF PUBLIC HEALTH AND ENVIRONMENT			18	100%	18
DALE MEDICAL CENTER		13	5	28%	18
SOUTHCOR LABORATORY		2	16	89%	18
RAPID RELIABLE TESTING NY LLC		16	2	11%	18
BUREAU OF PUBLIC HEALTH	1	1	16	89%	18
AURORA DIAGNOSTICS		6	12	67%	18
MADISON CORE LABORATORIES		17	1	6%	18
GOOD SAMARITAN SOCIETY OF DAYTONA		16	2	11%	18
NORTH PINELLAS CHILDRENS MEDICAL CENTER			18	100%	18
MORNINGSIDE MANOR & VILLA ADULT CARE C		18			18
MINUTECLINIC DIAGNOSTIC OF NORTH CAROLINA		18			18
TOTAL RENAL LABORATORIES INC		13	5	28%	18
JACKSON NORTH MEDICAL CENTER		2	16	89%	18
WALGREENS COVID-19		14	4	22%	18
NORTH FLORIDA / SOUTH GEORGIA VETERANS HEALTH SYSTEM			18	100%	18
Sovereign Laboratory Services, LLC		16	2	11%	18
Salerno Bay Health & Rehabilitation Center		13	5	28%	18
Bon Secours Maria Manor		13	5	28%	18
FORT SANDERS REGIONAL LABORATORY		18			18
CLERMONT ADVENTHEALTH CENTRA CARE			18	100%	18
MOORINGS PARK OAKSTONE AT GREY OAKS		17	1	6%	18
Z UROLOGY		17			17
MICHELLE S PAGE MD PA		17			17
COAST MED URGENT CARE		16	1	6%	17
BAYCARE MEDICAL GROUP INC			17	100%	17
NEW YORK PRESBYTERIAN - ALLEN HOSPITAL		17			17

# COVID-19: testing by laboratory

Data through Jan 21, 2021 verified as of Jan 22, 2021 at 10:25 AM

Data in this report are provisional and subject to change.

The numbers in the table below represent the number of Florida and non-Florida residents for whom test results were received by the Department of Health. A person can be tested by more than one laboratory and can have both positive and negative results. **Therefore, the sum of the numbers in each column will be larger than the total number of people tested.**

Reporting lab	Inconclusive	Negative	Positive	Percent positive	Total
GROWING TOGETHER PEDIATRICS, LLC		13	4	24%	17
BAY BREEZE HEALTH AND REHABILITATION CENTER		9	8	47%	17
UVMC MICROBIOLOGY		16	1	6%	17
GERALD J KIVETT MD		15	2	12%	17
URGENT CARE AT LONGWOOD			17	100%	17
ST. JUDES LABORATORIES		12	5	29%	17
BRIDGEWAY HEALTH CLINICS INC			17	100%	17
JUPITER MEDICAL CENTER			17	100%	17
MID-FLORIDA PATHOLOGY, LLC		12	5	29%	17
WINTER PARK FAMILY PRACTICE LLC		17			17
ST ELIZABETH MEDICAL CENTER LABORATORY		16	1	6%	17
ASCENSION ST VINCENT'S PRIMARY CARE			17	100%	17
HEALTHCARE NOW			17	100%	17
MARQUES PEDIATRICS			17	100%	17
FUNGAL REFERENCE LABORATORY		12	5	29%	17
ROSLYN URGENT CARE		17			17
MILLENNIA ADVANCED SCIENTIFIC LLC			17	100%	17
ERIC C MARSHAL MD, PC DBA MINUTECLINIC		16	1	6%	17
RESOLVE MOLECULAR DIAGNOSTICS		13	4	24%	17
KIVA AT CANTERBURY			17	100%	17
TENNESSEE DEPARTMENT OF HEALTH		13	4	24%	17
MD NOW MEDICAL CENTERS INC			17	100%	17
COMMONWEALTH OF MASSACHUSETTS			17	100%	17
URGENT CARE WEST CLINIC		14	3	18%	17
ALL PEDIATRIC CARE			17	100%	17
BAPTIST PRIMARY BLACK CREEK SOUTH			17	100%	17
Clearwater Center		8	9	53%	17
BIOREFERENCE LABORATORIES INC		3	14	82%	17
CONSOLIDATED LAB SERVICES		8	9	53%	17
REGENCY SQUARE MALL - SEARS		2	15	88%	17
HOLIDAY MEDICAL ASSOCIATES		1	16	94%	17
MARCO DRUGS AND COMPOUNDING		13	4	24%	17
JESSIE TRICE COMMUNITY HEALTH SYSTEM, INC		1	16	94%	17
PULSE MEDICAL GROUP INC			17	100%	17
ROYAL PALM MEDICAL GROUP, INC		17			17
WALGREEN EASTERN CO, INC		17			17
THE CANOPY AT HARPER LAKE	1		16	94%	17
COOPER HEALTHCARE		17			17
Lab MSMC Hialeah			16	100%	16
Baldwin Pediatrics		14	2	13%	16
MINUTECLINIC, LLC		13	3	19%	16
BONIFAY NURSING AND REHABILITATION CENTER			16	100%	16
OCOE PEDIATRICS		13	3	19%	16
CRUCIAL CARE		10	6	38%	16
CAREHERE- LCS LEESBURG			16	100%	16
XERA MED RESEARCH			16	100%	16

# COVID-19: testing by laboratory

Data through Jan 21, 2021 verified as of Jan 22, 2021 at 10:25 AM

Data in this report are provisional and subject to change.

The numbers in the table below represent the number of Florida and non-Florida residents for whom test results were received by the Department of Health. A person can be tested by more than one laboratory and can have both positive and negative results. **Therefore, the sum of the numbers in each column will be larger than the total number of people tested.**

Reporting lab	Inconclusive	Negative	Positive	Percent positive	Total
ADIRONDACK MEDICAL CENTER		16			16
MONROE COUNTY DETENTION CENTER			16	100%	16
ALL FLORIDA FAMILY & SPORTS MEDICINE		15	1	6%	16
AVOW HOSPICE INC		16			16
MILLENNIUM PHYSICIAN GRP LLC NAPLES PINE RIDGE			16	100%	16
MASSACHUSETTS GENERAL HOSPITAL		1	15	94%	16
LIGHTHOUSE PEDIATRICS OF NAPLES		12	4	25%	16
MD PLUS URGENT CARE, LLC			16	100%	16
FAST TRACK URGENT CARE CENTER - TYRONE			16	100%	16
SHELBY BAPTIST MEDICAL CENTER		11	5	31%	16
HEALTH CENTRAL HOSPITAL			16	100%	16
HOLMES COUNTY HEALTH DEPARTMENT		9	7	44%	16
ADVENTHEALTH MEDICAL GROUP FAMILY & INTERNAL		9	7	44%	16
PRO HEALTH FAMILY PHYSICIANS, NYSTROM		16			16
CAREHERE LAKE SCHOOLS EMPLOYEE HEALTH CENTER		10	6	38%	16
LOVING CARE OF THE TREASURE COAST LLC	1	10	5	31%	16
NEWYORK-PRESBYTERIAN/ LAWRENCE HOSPITAL LABORATORY		14	2	13%	16
ROADS PEDIATRICS,LLC		14	2	13%	16
OKEECHOBEE HEALTHCARE FACILITY			16	100%	16
MORRIS PARK URGENT CARE		13	3	19%	16
FAMILY AND INTERNAL MEDICINE AT AVALON PARK		13	3	19%	16
REGENEXX TAMPA BAY		14	2	13%	16
SRMC AVALON		9	7	44%	16
HUNT CLUB MEDICAL		12	4	25%	16
CVS MINUTE CLINIC DIAGNOSTIC OF NORTH CAROL		13	3	19%	16
JOSEPH MIGNOGNA		13	3	19%	16
URGENT CARE CLINIC OF LINCOLN		14	2	13%	16
DARDEN WELLNESS CENTER		13	3	19%	16
ARCPPOINT LABS OF WEST PALM BEACH			16	100%	16
REHAB AND HEALTHCARE CENTER OF CAPE CORAL		16			16
ROWLETT MIDDLE ACADEMY		14	2	13%	16
GRACE MEDICAL HOME		12	4	25%	16
SUWANNEE COUNTY SHERIFF OFFICE		14	2	13%	16
ROCKLAND URGENT CARE FAMILY HEALTH NP		16			16
INTERNAL MEDICINE ASSOCIATES & SPECIALTIES INC		15	1	6%	16
AMELIA ASSISTED LIVING FACILITY		16			16
ADVENT HEALTH - ZEPHYRHILLS			16	100%	16
FLORIDA ENDOSCOPY & SURGERY CTR LLC		16			16
KEYSTYLE LIVING LLC	1	15			16
ADVENT HEALTH MEDICAL GROUP- FAMILY MEDICINE AT DR. PHILIPS		11	5	31%	16
ST CATHERINE OF SIENA HOSPITAL		14	2	13%	16
MINUTECLINIC DIAGNOSTIC OF ILLINOIS L		14	2	13%	16
ST AUGUSTINE PLANTATION		1	15	94%	16
MEDEXPRESS URGENT CARE LEWISBURG		15	1	6%	16
ALBIBI		1	15	94%	16
TRINITY MEDICAL ASSOCIATES LLC			15	100%	15

# COVID-19: testing by laboratory

Data through Jan 21, 2021 verified as of Jan 22, 2021 at 10:25 AM

Data in this report are provisional and subject to change.

The numbers in the table below represent the number of Florida and non-Florida residents for whom test results were received by the Department of Health. A person can be tested by more than one laboratory and can have both positive and negative results. **Therefore, the sum of the numbers in each column will be larger than the total number of people tested.**

Reporting lab	Inconclusive	Negative	Positive	Percent positive	Total
BAYCARE HEALTH SYSTEMS, LLC			15	100%	15
DIEGO FALLON MD PA		6	9	60%	15
MIRIMUS INC		1	14	93%	15
CHARLOTTE CHD PORT CHARLOTTE		12	3	20%	15
SINAI HOSPITAL OF BALTIMORE		15			15
MINUTE CLINIC DIAGNOSTIC OF VIRGINIA		11	4	27%	15
CENTER ONE SURGERY CENTER		11	4	27%	15
COMPLETE HOME CARE OF THE PALM BEACHES LLC		14	1	7%	15
MINIMALLY INVASIVE VASCULAR INC		13	2	13%	15
GLEN OAKS URGENT CARE		15			15
SOUTH CAROLINA DEPT OF HEALTH AND ENVIRONMENT CONTROL		2	13	87%	15
Citymd Of Lacey		14	1	7%	15
NOVANT HEALTH GOHEALTH URGENT CARE-HARRISBURG		8	7	47%	15
WINSHIPS PHARMACY INC		15			15
CONCORD LIFE SCIENCES LLC		3	12	80%	15
ISLAND LAKE CENTER		4	11	73%	15
SPEARHEAD MEDICAL			15	100%	15
VALLEY IMMEDIATE CARE		13	2	13%	15
PATHLINE			15	100%	15
OCEANSIDE URGENT CARE		15			15
COLLEGE POINT URGENT CARE		13	2	13%	15
DIATHERIX		13	2	13%	15
OPTUMCARE SOUTH FLORIDA, LLC		11	4	27%	15
TOTTENVILLE CIRCLE URGENT CARE		15			15
CHILDRENS MEDICAL CENTER			15	100%	15
WELLINGTON FAMILY PRACTICE		13	2	13%	15
MILTON 4707		15			15
HOLLEY-NAVARRE MEDICAL CLINIC		5	10	67%	15
HODGES CLUSTER		2	13	87%	15
NORTHWEST FLORIDA SLEEP		1	14	93%	15
ST VINCENT'S EAST		14	1	7%	15
FAMILY CARE CENTER OF ARLINGTON		10	5	33%	15
ROBERT WOOD JOHNSON UNIVERSITY HOSP		13	2	13%	15
DEPT OF VA MED CENTE-WEST PALM BEACH			15	100%	15
RAINBOW PEDIATRICS		1	14	93%	15
SIGNATURE HEALTHCARE OF ORANGE PARK		14	1	7%	15
UAH STUDENT HEALTH CENTER		10	5	33%	15
CVS MINUTE CLINIC		1	14	93%	15
CLEARWATER EMPLOYEE HEALTH CLINIC		5	10	67%	15
ORLANDO HEALTH		2	13	87%	15
EASTLAKE PEDIATRICS - TRINITY		15			15
HELIX DIAGNOSTICS			15	100%	15
WAKULLA COUNTY HEALTH DEPARTMENT		5	10	67%	15
BROOKDALE ST AUGUSTINE			15	100%	15
EXPRESS FAMILY CARE LLC			15	100%	15
BROOKDALE BRANDON	1	14			15

# COVID-19: testing by laboratory

Data through Jan 21, 2021 verified as of Jan 22, 2021 at 10:25 AM

Data in this report are provisional and subject to change.

The numbers in the table below represent the number of Florida and non-Florida residents for whom test results were received by the Department of Health. A person can be tested by more than one laboratory and can have both positive and negative results. **Therefore, the sum of the numbers in each column will be larger than the total number of people tested.**

Reporting lab	Inconclusive	Negative	Positive	Percent positive	Total
MEADOWCREST MOLECULAR DIAGNOSTICS, LLC			15	100%	15
FLORIDA HOSPITAL WINTER GARDEN		13	2	13%	15
PANAMA CITY VITAS HOSPICE		15			15
MINUTECLINIC DIAGNOSTIC OF TN PC #378		14	1	7%	15
49D2045214PHYSICIAN OFFICE WAIVER MEDEXPRESS URGENT CARE - HARRISONBU		6	9	60%	15
TELEVISIT MALABAR PEDIATRICS		5	10	67%	15
ADVANCE URGENT CARE CENTER, LLC			14	100%	14
ST CLOUD MEDICAL GROUP		12	2	14%	14
MINUTECLINIC DIAGNOSTIC OF HAWAII LLC		13	1	7%	14
ISLAMORADA VILLAGE OF ISLANDS FIRE RESCUE		14			14
BIO-TECH CLINICAL LABORATORIES INC		14			14
HEALTHFIRST ADVENT HEALTH CENTRA CARE COCOA BEACH			14	100%	14
FLUSHING HOSPITAL MEDICAL CENTER		11	3	21%	14
FLORIDA DEPARTMENT OF HEALTH IN HILLSBOROUGH COUNTY			14	100%	14
ST JOSEPH HOSPITAL		13	1	7%	14
MINUTECLINIC MINUTECLINIC #8746		14			14
BENTON HOUSE OF PORT ORANGE		8	6	43%	14
ARDEN COURTS OF LELY PALMS		13	1	7%	14
MEDEMERGE		13	1	7%	14
MULBERRY'S MOBILE PROVIDER SERVICES LLC			14	100%	14
PERDIDO URGENT CARE		1	13	93%	14
GENTIVA HEALTH SERVICES		12	2	14%	14
WALK IN URGENT CARE			14	100%	14
SOUTHEASTERN UNIVERSITY INC		14			14
ASTORIA HEALTH AND REHABILITATION CENTER		13	1	7%	14
OSCEOLA ALF OPERATOR, LLC DBA		14			14
MEDEXPRESS URGENT CARE, MOON TOWNSHIP		13	1	7%	14
BAYLOR GENETICS		6	8	57%	14
RIVERSIDE COTTAGES AT THE SHORES, LLC			14	100%	14
STATEN ISLAND UNIVERSITY HOSPITAL		13	1	7%	14
Consulate Health Care of Jacksonville			14	100%	14
Wesley Place on Honeysuckle		12	2	14%	14
GRAND VILLA OF ST. PETERSBURG		12	2	14%	14
ROBERT H JENKINS JR VETERANS' DOMICILIARY HOME OF		11	3	21%	14
BAPTIST MEDICAL CENTER EAST		11	3	21%	14
BVL PEDIATRICS		14			14
WELLMED AT LAKE COPELAND		8	6	43%	14
PROMEDICA LABORATORIES		11	3	21%	14
Belleair Healthcare Center		8	6	43%	14
POLK CHD BARTOW		13	1	7%	14
CLEVELAND CLINIC FLORIDA		1	13	93%	14
ARUP		13	1	7%	14
NEW YORK METHODIST HOSPITAL		13	1	7%	14
SIGMUND LABS LLC		14			14
NORTHWESTERN MEMORIAL HOSPITAL			14	100%	14
MINUTE CLINIC DIAGNOSTIC OF NEW JERSEY		14			14

# COVID-19: testing by laboratory

Data through Jan 21, 2021 verified as of Jan 22, 2021 at 10:25 AM

Data in this report are provisional and subject to change.

The numbers in the table below represent the number of Florida and non-Florida residents for whom test results were received by the Department of Health. A person can be tested by more than one laboratory and can have both positive and negative results. **Therefore, the sum of the numbers in each column will be larger than the total number of people tested.**

Reporting lab	Inconclusive	Negative	Positive	Percent positive	Total
THE LODGE AND REHABILITATION CENTER		6	8	57%	14
PRATTVILLE BAPTIST HOSPITAL		11	3	21%	14
AUBURN COMMUNITY HOSPITAL		12	2	14%	14
BOCA SIMON		2	12	86%	14
CLEVELAND CLINIC			14	100%	14
PREMIER URGENT CARE CENTER LLC			14	100%	14
MACKOUL PEDIATRICS FORT MYERS			14	100%	14
EPIPHANY HEALTH		8	6	43%	14
ALAN L MELOTEK MD		14			14
DAVITA DIALYSIS		4	9	69%	13
CAREATC			13	100%	13
LAKE COUNTY SCHOOLS EMPLOYEE HEALTH CENTER		6	7	54%	13
EAR NOSE & THROAT ASSOCIATES OF MANATEE PA		13			13
BROOKLYN HOSPITAL CENTER DOWNTOWN CAMPUS		13			13
UNIVERSITY LAB			13	100%	13
BASSETTI & ASSOCIATES, MD, PA			13	100%	13
CLINICAL LABORATORY SERVICES			13	100%	13
MEDEXPRESS URGENT CARE - ROBINSON TWP, STEUBENVILLE PIKE		11	2	15%	13
MINUTECLINIC DIAGNOSTICS MEDICAL GROUP		12	1	8%	13
SOUTHEAST FAMILY HEALTHCARE CENTER			13	100%	13
MCWHORTER SCHOOL OF PHARMACY		13			13
ROCKLEDGE		3	10	77%	13
CENTERPLACE HEALTH			13	100%	13
BAYA URGENT CARE LLC		1	12	92%	13
UNIVERSITY HOSPITAL UC HEALTH		9	4	31%	13
IN-OFFICE LAB		12	1	8%	13
CROSS CARE CENTER			13	100%	13
ORANGE REGIONAL MEDICAL CENTER LABORATORY		10	3	23%	13
SHELBY COUNTY HEALTH CARE CORPORATION		10	3	23%	13
CUSTEAD CARE CENTER HAVEN HOSPICE		12	1	8%	13
ATRIA WILLOW WOOD		12	1	8%	13
PARKWEST MEDICAL CENTER		11	2	15%	13
DYNAMIC DNA LAB		1	12	92%	13
TEXAS DEPARTMENT OF STATE HEALTH SERVICES		3	10	77%	13
MINUTECLINIC, LLC, DBA MINUTECLINIC #5		10	3	23%	13
BETHESDA HEALTH PHYSICIAN GROUP INC			13	100%	13
JUST FOR KIDS PEDIATRICS		5	8	62%	13
CVS MINUTE CLINIC DIAGNOSTIC OF TEXAS LLC		10	3	23%	13
OPIS ISLAND LAKE CENTER		13			13
CARILLON SPORTS AND FAMILY MEDICINE		9	4	31%	13
CORE LABORATORY		1	12	92%	13
VILLA OF KINGS AND QUEENS OF DELRAY		13			13
CERON PEDIATRICS & INTEGRATIVE MEDICIN		13			13
PHELPS HOSPITAL LABORATORY		11	2	15%	13
ESCAMBIA COMMUNITY CLINIC		2	11	85%	13
MINUTECLINIC DIAGNOSTIC OF PENNSYLVANI		13			13

# COVID-19: testing by laboratory

Data through Jan 21, 2021 verified as of Jan 22, 2021 at 10:25 AM

Data in this report are provisional and subject to change.

The numbers in the table below represent the number of Florida and non-Florida residents for whom test results were received by the Department of Health. A person can be tested by more than one laboratory and can have both positive and negative results. **Therefore, the sum of the numbers in each column will be larger than the total number of people tested.**

Reporting lab	Inconclusive	Negative	Positive	Percent positive	Total
SOUTH NASSAU COMMUNITIES HOSPITAL		10	3	23%	13
FORT WALTON BEACH DEVELOPMENTAL CENTER		12	1	8%	13
SPRINGWOOD COURT		8	5	38%	13
SILVER LAKE PEDIATRICS PA		11	2	15%	13
KRYSTAL BAY NURSING AND REHABILITATION		10	3	23%	13
ODYSSEY HEALTHCARE OF MARION COUNTY, LLC		13			13
GRAND VILLA OF DELAND		9	4	31%	13
Sunnyside Care Center		13			13
MAITLAND PRIMARY CARE		9	4	31%	13
UC HEALTH UNIVERSITY HOSPITAL		11	2	15%	13
SONATA BOYNTON BEACH		12	1	8%	13
MINUTECLINIC DIAGNOSTIC OF RHODE ISLAND, LLC #590		12	1	8%	13
WELL-BEING MEDICAL CENTER PLLC		11	2	15%	13
EAR NOSE AND THROAT ASSOCIATES OF MANATEE, P.A.		10	3	23%	13
MONTEFIORE ST LUKE'S CORNWALL HOSPITAL		10	3	23%	13
D W MCMILLAN MEMORIAL HOSPITAL		4	9	69%	13
LUCID DIAGNOSTICS LABS			13	100%	13
AESTHETIC ENHANCEMENTS		13			13
URGENT TEAM		10	3	23%	13
BLOUNT MEMORIAL HOSPITAL		12	1	8%	13
JOSEPH SCHENKER MD PC DBA CENTERS URGENT		11	2	15%	13
SUNLIFE PHARMACY		13			13
BROOKDALE DELAND			13	100%	13
BRYAN WHITFIELD MEMORIAL HOSPITAL		8	5	38%	13
FLORIDA STATE HOSPITAL			13	100%	13
BARTON FAMILY PRACTICE		7	6	46%	13
HUDSON VALLEY HOSPITAL CENTER LABORATORY		12	1	8%	13
BAPTIST MEMORIAL HEALTH CARE		11	2	15%	13
WOODHOUSE INC		12			12
CARENOW URGENT CARE-BRENTWOOD		8	4	33%	12
STEWART MELBOURNE HOSPITAL, INC	1		11	92%	12
COMMUNITY HEALTH OF SOUTH FLORIDA INC			12	100%	12
ORANGE PEDIATRICS			12	100%	12
VERITAS RESEARCH CORP			12	100%	12
WALGREEN		4	8	67%	12
ALWAYS BEST CARE SENIOR SERVICES		10	2	17%	12
MINUTECLINIC, LLC, DBA MINUTECLINIC #2544		11	1	8%	12
PBSO WEST PALM FAMILY PRACTICE		1	11	92%	12
SUMMIT ATLANTIC SURGERY CENTER		12			12
SUNSHINE PEDIATRICS OF CENTRAL FLORIDA PL		10	2	17%	12
NAPLES GREEN VILLAGE		12			12
PEDIATRIC ASSOCIATES AT ARGYLE PA		11	1	8%	12
PROHEALTH CARE ASSOCIATES MOBILE		9	3	25%	12
RAINBOW PEDIATRIC CENTER		2	10	83%	12
APPLE DIAGNOSTICS LAB		5	7	58%	12
Ocala Oaks Rehabilitation Center		7	5	42%	12

# COVID-19: testing by laboratory

Data through Jan 21, 2021 verified as of Jan 22, 2021 at 10:25 AM

Data in this report are provisional and subject to change.

The numbers in the table below represent the number of Florida and non-Florida residents for whom test results were received by the Department of Health. A person can be tested by more than one laboratory and can have both positive and negative results. **Therefore, the sum of the numbers in each column will be larger than the total number of people tested.**

Reporting lab	Inconclusive	Negative	Positive	Percent positive	Total
LAKES DIALYSIS CENTER INC			12	100%	12
SUWANNEE COUNTY JAIL		11	1	8%	12
BHA CENTRAL COUNTY CLINIC		1	11	92%	12
FAMILY CARE			12	100%	12
LONG ISLAND JEWISH VALLEY STREAM		12			12
COMPREHENSIVE CHILDCARE ASSOCIATES		8	4	33%	12
BRADFORD COUNTY HEALTH DEPARTMENT		12			12
MINUTECLINIC DIAGNOSTIC PA		11	1	8%	12
WELLMED AT PLANT CITY		8	4	33%	12
TNC WALK IN CLINIC		9	3	25%	12
Lady Lake Specialty Care			12	100%	12
LAB UNKNOWN		1	11	92%	12
METHODIST MEDICAL CENTER		9	3	25%	12
PANCARE HEALTH - WEWA ELEMENTARY			12	100%	12
BROWARD DIALYSIS			12	100%	12
MELBOURNE FAMILY PRACTICE		11	1	8%	12
MERIDIAN AT WATERWAYS, THE		10	2	17%	12
MI2297090CV HOLLAND-23D2189684		12			12
ADVENT HEALTH - KISSIMMEE		3	9	75%	12
LAKE CO EMPLOYEE HEALTH AND WELLNESS CENTER		11	1	8%	12
WORLD WRESTLING ENTERTAINMENT			12	100%	12
BODYK		8	4	33%	12
WACO HHSSURGEWACO	1	10	1	8%	12
BROOKDALE PENSACOLA		12			12
ST PETER'S UNIVERSITY HOSPITAL		9	3	25%	12
UTAH DEPARTMENT OF HEALTH			12	100%	12
GLEN OAKS HEALTH AND REHABILITATION CENTER			12	100%	12
FAMILY MEDICINE AT LONGWOOD			12	100%	12
MERCY MEDICAL CENTER		5	7	58%	12
MINUTECLINIC #8699		9	3	25%	12
ACADIAN DIAGNOSTIC LABORATORIES		8	4	33%	12
LIFE CARE OF PORT SAINT LUCIE		3	9	75%	12
Jupiter Medical Center Pavilion		11	1	8%	12
BOCA SIMON LAB		1	11	92%	12
FLORIDA DEPT OF HEALTH		4	8	67%	12
IREPERTOIRE_MOL_LAB		12			12
ANYLABTESTNOW			12	100%	12
LEON CHD		12			12
VPA PC LAB		12			12
FHCP-PORT ORANGE		3	9	75%	12
THE PLAZA AT PARKSQUARE		12			12
TLC FAMILY CARE HOME INC		12			12
PRIMARY CARE MEDICINE	1	10	1	8%	12
FAMILY HEALTH CENTER			12	100%	12
FORT HAMILTON URGENT CARE		12			12
OHIO STATE UNIVERSITY MEDICAL CENTER			12	100%	12

# COVID-19: testing by laboratory

Data through Jan 21, 2021 verified as of Jan 22, 2021 at 10:25 AM

Data in this report are provisional and subject to change.

The numbers in the table below represent the number of Florida and non-Florida residents for whom test results were received by the Department of Health. A person can be tested by more than one laboratory and can have both positive and negative results. **Therefore, the sum of the numbers in each column will be larger than the total number of people tested.**

Reporting lab	Inconclusive	Negative	Positive	Percent positive	Total
COASTAL FAMILY PRACTICE		7	5	42%	12
INNOVATIVE RESEARCH OF WEST FLORIDA		9	3	25%	12
ACCESS MEDICAL CENTER			12	100%	12
MAINSTREET FAMILY SELECT		1	11	92%	12
TELEVISIT PALM BAY FAMILY PRACTICE		9	2	18%	11
MOUNT DORA PEDIATRICS		9	2	18%	11
TROPICANA		5	6	55%	11
WATSON HEALTHCARE		8	3	27%	11
NIGHT LITE PEDIATRICS CENTER, LLC		1	10	91%	11
FLORIDA PRESBYTERIAN HOMES INC		10	1	9%	11
DMH STEINHATCHEE FAMILY MEDICINE		8	3	27%	11
MI CASA DORADA ASSISTED LIVING FACILIT		11			11
PRIMECARE ACQUISITION FAMILY PRACTICE INC		11			11
BROOKDALE DESTIN		1	10	91%	11
WANTAGH URGENT CARE		8	3	27%	11
FIRST CHOICE PEDIATRICS INC		10	1	9%	11
CARINGTON MANOR		11			11
ELITE HOME HEALTH SERVICES		11			11
QUOTIENT SCIENCES LABS LLC			11	100%	11
MORTON PLANT MEASE			11	100%	11
LAKELAND HILLS CENTER		4	7	64%	11
UNIVERSITY CENTRA CARE		10	1	9%	11
WINTER PARK CARE AND REHABILITATION			11	100%	11
VIRTUA WEST JERSEY HOSPITAL VOORHEES		9	2	18%	11
ALCOVE ASSISTED LIVING FACILITY		11			11
SE MORAN FAMILY HEALTH LLC		10	1	9%	11
MINUTECLINIC DIAGNOSTIC OF NORTH CAROLINA PC		9	2	18%	11
MHHS All Lab Subsection		11			11
SENIOR HOME CARE INC		11			11
NOVALIFE MEDSPA			11	100%	11
GADSDEN REGIONAL MEDICAL CENTER		11			11
MINUTECLINIC DIAGNOSTIC MEDICAL GROUP		10	1	9%	11
UHEALTH AT FISHER ISLAND			11	100%	11
FAMILY PRACTICE ON THE GO		6	5	45%	11
ADVENTHEALTH MEDICAL GROUP CARE CLINIC AT		8	3	27%	11
MINUTECLINIC DIAGNOSTIC OF MICHIGAN PC		10	1	9%	11
VALDOSTA FAMILY MEDICINE			11	100%	11
AVENTURA HOSPITAL AND MEDICAL CENTER			11	100%	11
St. Annes Nursing Center, St. Annes Residence, Inc.		11			11
CARLOS PORTU MD, PLLC			11	100%	11
GENESIS		7	4	36%	11
JFK MEDICAL CENTER NORTH LAB		1	10	91%	11
MEADOWCREST FAMILY PHYSICIANS PA			11	100%	11
MEDEXPRESS URGENT CARE-ALTOONA		9	2	18%	11
HORIZON MEDICAL GROUP		9	2	18%	11
JOSEF SCHENKER MD PC		11			11

# COVID-19: testing by laboratory

Data through Jan 21, 2021 verified as of Jan 22, 2021 at 10:25 AM

Data in this report are provisional and subject to change.

The numbers in the table below represent the number of Florida and non-Florida residents for whom test results were received by the Department of Health. A person can be tested by more than one laboratory and can have both positive and negative results. **Therefore, the sum of the numbers in each column will be larger than the total number of people tested.**

Reporting lab	Inconclusive	Negative	Positive	Percent positive	Total
THE TERRACE OF SAINT CLOUD		9	2	18%	11
TREASURE COAST URGENT CARE			11	100%	11
INTERMOUNTAIN CENTRAL LAB		1	10	91%	11
NORTHWEST FLORIDA ENT, PA		4	7	64%	11
DOCTORS MEDICAL CENTER OF WALTON COUNTY CLINIC			11	100%	11
GUARDANT HEALTH		7	4	36%	11
UMHC/SYLVESTER AT KENDALL		1	10	91%	11
NORTHERN WESTCHESTER HOSPITAL LABORATORY		9	2	18%	11
AIM LABORATORIES			11	100%	11
BAPTIST PRIMARY CARE PONTE VEDRA		6	5	45%	11
CARE FAST MURABELLA		7	4	36%	11
EMERALD COAST PEDIATRICS			11	100%	11
PINELLAS COUNTY HEALTH DEPARTMENT		2	9	82%	11
LEHIGH VALLEY HOSPITAL		3	8	73%	11
WHITE-WILSON MEDICAL CENTER		11			11
CARESPOT EXPRESS HEALTHCARE			11	100%	11
REDMED CLINIC OF ARLINGTON		10	1	9%	11
INN AT LAKE SEMINOLE SQUARE, THE		11			11
BIOTECH CLINICAL LABORATORIES, INC.		1	10	91%	11
WOODLAND TOWERS		6	5	45%	11
ARDEN COURTS OF PALM HARBOR			11	100%	11
CARE HERE		1	10	91%	11
DESOTO HEALTH AND REHAB LLC		7	4	36%	11
MEDICAL CENTER AFFILIATES WEST PALM			11	100%	11
PREMIER LABORATORY SERVICES, LLC		5	6	55%	11
PALM BEACH PATHOLOGY		9	2	18%	11
BELLEVUE HOSPITAL CENTER DEPARTMENT		11			11
ORCHID COVE		2	9	82%	11
SOUTHEASTERN LABORATORY			11	100%	11
NASSAU COUNTY JAIL		9	1	10%	10
CBC LAB		3	7	70%	10
BROOKDALE PANAMA CITY		9	1	10%	10
ONEIDA HEALTHCARE CENTER		8	2	20%	10
MEDEXPRESS URGENT CARE PARKERSBURG		8	2	20%	10
Hackensack Umc Mountainside		9	1	10%	10
PRIMECARE AT PORT ORANGE			10	100%	10
TENNESSEE DEPARTMENT OF HEALTH (TDH) - CENTRAL LABORATORY		2	8	80%	10
ADVENTHEALTH MEDICAL GROUP		9	1	10%	10
BAYCARE MEDICAL GROUP INC			10	100%	10
HCR MANORCARE		10			10
WEEMS MEMORIAL HOSPITAL		7	3	30%	10
CARENOW URGENT CARE - EAST NASHVILLE		8	2	20%	10
ELTINGVILLE CIRCLE URGENT CARE		10			10
WELLMED AT SOUTH PARSONS		8	2	20%	10
BROWARD HEALTH CARE			10	100%	10
VASCONCELLO COHEN MD PA		9	1	10%	10

# COVID-19: testing by laboratory

Data through Jan 21, 2021 verified as of Jan 22, 2021 at 10:25 AM

Data in this report are provisional and subject to change.

The numbers in the table below represent the number of Florida and non-Florida residents for whom test results were received by the Department of Health. A person can be tested by more than one laboratory and can have both positive and negative results. **Therefore, the sum of the numbers in each column will be larger than the total number of people tested.**

Reporting lab	Inconclusive	Negative	Positive	Percent positive	Total
MEDEXPRESS URGENT CARE - TIMBERLAKE		10			10
PARROTT MEDICAL CLINIC			10	100%	10
FAMILY MEDICINE AT HUNTERS CREEK		10			10
MOSOLF PEDIATRICS			10	100%	10
Terrace of Jacksonville			10	100%	10
MEYER PEDIATRICS CHTD		10			10
ISLAND COAST PEDIATRICS IN-HOUSE LAB		10			10
PROMEDICA SENIOR LIVING		9	1	10%	10
NEW JERSEY DEPARTMENT OF HEALTH COMMUNICABLE DISEASE SERVICE		3	7	70%	10
VITALANT		1	9	90%	10
LAKEWOOD RANCH MEDICAL CENTER CLINICAL LAB			10	100%	10
CVS TN5639POCT FARRAGUT		9	1	10%	10
LAKE BALDWIN CBOC		9	1	10%	10
MEDEX REGIONAL LABORATORIES LLC		1	9	90%	10
MINUTECLINIC DIAGNOSTIC OF TN, PC 374		6	4	40%	10
EMERALD COAST HOSPICE - CRESTVIEW		10			10
BENTLEY VILLAGE II		1	9	90%	10
NURSING PLUS OF BROWARD LLC		1	9	90%	10
GRACE WELLNESS CENTER		3	7	70%	10
Maury Regional Hospital		6	4	40%	10
URGENT CARE CENTER AT PINNACLE		4	6	60%	10
COMMUNITY HEALTH CENTER		2	8	80%	10
ARNOT OGDEN MEDICAL CENTER LABORATORY		10			10
ROSS MEDICAL GROUP			10	100%	10
CORONA PATHOLOGY		10			10
Hialeah Nursing And Rehabilitation Center		6	4	40%	10
NOMI HEALTH LAB SERVICES LLC			10	100%	10
NORTH OKALOOSA PHYSICIAN GROUP		10			10
KIDSVILLE PEDIATRICS			10	100%	10
PBC PREMIER FAMILY HEALTH			10	100%	10
PRORENATA LABS		2	8	80%	10
PANCARE HEALTH - VERNON ELEMENTARY			10	100%	10
ILLINOIS DEPT OF PUBLIC HEALTH LAB - SPRINGFIELD			10	100%	10
PATHWAY PHARMACY			10	100%	10
ACE BIOMEDICAL LABS LLC			10	100%	10
ALABAMA DEPARTMENT OF PUBLIC HEALTH		1	9	90%	10
COVANCE CENTRAL LABORATORY			10	100%	10
BEAUMONT LABORATORY			10	100%	10
LAKE NONA MEDICAL SERVICES		3	7	70%	10
VETERNANS ADMINISTRATION			10	100%	10
MEDEXPRESS URGENT CARE - SEMINOLE SQUA		9	1	10%	10
APPALACHIAN REGIONAL HEALTHCARE SYSTEM		10			10
ADVENT HEALTH - WINTER HAVEN		6	4	40%	10
CREATIVE TESTING SOLUTIONS		3	7	70%	10
MEDICAL LABORATORY DIAGNOSTICS			10	100%	10
MEDEXPRESS URGENT CARE CHARLESTON		6	4	40%	10

# COVID-19: testing by laboratory

Data through Jan 21, 2021 verified as of Jan 22, 2021 at 10:25 AM

Data in this report are provisional and subject to change.

The numbers in the table below represent the number of Florida and non-Florida residents for whom test results were received by the Department of Health. A person can be tested by more than one laboratory and can have both positive and negative results. **Therefore, the sum of the numbers in each column will be larger than the total number of people tested.**

Reporting lab	Inconclusive	Negative	Positive	Percent positive	Total
ASSOCIATES MD CYPRESS CREEK			10	100%	10
St Joseph's Hospital & Medical Center		9	1	10%	10
SONORAN DESERT PATHOLOGY ASSOCIATES			10	100%	10
AMBRY GENETICS CORPORATION		10			10
CRESTVIEW IMMEDIATE CARE LL			10	100%	10
SAVANNAH MANOR ASSISTED LIVING COMMUNITY			10	100%	10
SAMARITAN MEDICAL CENTER		10			10
BOCA RATON REGIONAL HOSPITAL LAB			10	100%	10
VILLAGE PLACE HEALTH AND REHAB		9			9
URGENT CARE & FAMILY PRACTICE CENTER			9	100%	9
ORANGE PARK PEDIATRIC ASSOCIATES		1	8	89%	9
MAINSTREET FAMILY CARE			9	100%	9
CVS MINUTE CLINIC DIAGNOSTIC OF WISCONSIN		9			9
PREMIUM HEALTH SERVICES OF TAMPA BAY LLC		6	3	33%	9
THE VILLAGES HEALTH		5	4	44%	9
PLYMOUTH HARBOR INCORPORATED		9			9
WINDSOR OF SAN PABLO, THE		6	3	33%	9
FLORIDA MEDICAL CLINIC - MULTI SPECIALTY CAMPUS		2	7	78%	9
STATEN ISLAND UNIVERSITY HOSPITAL SEGUINE AVE		9			9
LPG PEDIATRICS AT PAGE FIELD		9			9
PEDIATRIC HEALTH CARE ALLIANCE			9	100%	9
AMERICAN HEALTH ASSOCIATES INC		1	8	89%	9
BAYONET POINT HOSPITAL			9	100%	9
UNAVAILABLE/UNKNOWN/NO INFORMATION FOUND			9	100%	9
CONSULATE HEALTH CARE OF PENSACOLA			9	100%	9
OMNI			9	100%	9
CLAYMED OF NORTH FLORIDA			9	100%	9
CHILDREN'S HEALTH CENTER INC.		7	2	22%	9
LOREY ALF		9			9
WELLMED AT PORT ST LUCIE WEST		6	3	33%	9
MINUTECLINIC DIAGNOSTIC OF TN PC #566		8	1	11%	9
LAKE NONA MEDICAL SERVICE LLC		9			9
SURGERY CENTER OF CORAL GABLES LLC,THE		8	1	11%	9
MOLECULAR PATHOLOGY LABORATORY			9	100%	9
CHEMISYS LABORATORIES		1	8	89%	9
WESTCHESTER GENERAL HOSPITAL BLOOD GAS LAB			9	100%	9
ANY LAB TEST NOW INC			9	100%	9
CVS PHARMACY NO 274		9			9
LAKEVIEW HEALTH SYSTEMS			9	100%	9
STEINHATCHEE DRUGS		6	3	33%	9
OUR HOME AT BEACON HILL			9	100%	9
OPTIMAL CARE PEDIATRICS			9	100%	9
PRECISION GENETICS			9	100%	9
FIRST CHOICE PEDIATRICS WINTER SPRINGS		9			9
MEDEXPRESS URGENT CARE- MARYLAND		8	1	11%	9
NATURE COAST REGIONAL MEDICAL CENTER			9	100%	9

# COVID-19: testing by laboratory

Data through Jan 21, 2021 verified as of Jan 22, 2021 at 10:25 AM

Data in this report are provisional and subject to change.

The numbers in the table below represent the number of Florida and non-Florida residents for whom test results were received by the Department of Health. A person can be tested by more than one laboratory and can have both positive and negative results. **Therefore, the sum of the numbers in each column will be larger than the total number of people tested.**

Reporting lab	Inconclusive	Negative	Positive	Percent positive	Total
BLOCK NATION CHASE		4	5	56%	9
MINUTE CLINIC LLC #1448		8	1	11%	9
MIDMICHIGAN MEDICAL CENTER			9	100%	9
RIVERSIDE MEDICAL GROUP		8	1	11%	9
SAMARITAN HOSPITAL LABORATORY		8	1	11%	9
NORTHSHORE UNIVERSITY HEALTHSYSTEM EVANSTON HOSPITAL LAB			9	100%	9
MINUTECLINIC DIAGNOSTIC OF SOUTH CAROL		8	1	11%	9
JOSEF SCHENKER MD PC DBA CENTERS URGENT		8	1	11%	9
AEGIS MEDICAL GROUP			9	100%	9
WADSWORTH CENTER - DAVID AXELROD INSTITUTE		8	1	11%	9
NEMOURS CHILDREN'S PRIMARY CARE VERO BEACH			9	100%	9
MEDEXPRESS URGENT CARE - WINCHESTER GATEWAY		7	2	22%	9
BUENA VIDA ESTATES			9	100%	9
BAYFRONT HEALTH ST PETERSBURG		8	1	11%	9
CARENOW URGENT CARE-MT JULIET		8	1	11%	9
COLLIER COUNTY JAIL		9			9
MONROE COUNTY HOSPITAL		6	3	33%	9
ACCESS PHARMACY		9			9
ADVENT HEALTH CENTRA CARE - ORANGE LAKE		1	8	89%	9
CORNER OAK ESTATE LLC		9			9
MINUTECLINIC DIAGNOSTIC OF LOUISIANA		8	1	11%	9
TMH PHYSICIAN PARTNERS - MONTICELLO		8	1	11%	9
ST JOSEPH'S HOSPITAL LABORATORY			9	100%	9
RHODE ISLAND DEPARTMENT OF HEALTH			9	100%	9
PATEL MEDICAL VENTURES		8	1	11%	9
ARDEN COURTS OF SARASOTA			9	100%	9
GCPM MANUAL MICROBIOLOGY		1	8	89%	9
URGENT CARE USA LLC		1	8	89%	9
HIGH TOWER ALF LLC		8	1	11%	9
RICHMOND UNIVERSITY MEDICAL CENTER		7	2	22%	9
MICHAEL A VENAZIO MD		7	2	22%	9
MICHIGAN DEPARTMENT OF COMMUNITY HEALTH		1	8	89%	9
NORTHWEST FLORIDA COMMUNITY HOSPITAL LABORATORY		8	1	11%	9
MISSOURI DEPARTMENT OF HEALTH AND SENIOR SERVICES			9	100%	9
AVALON FAMILY RESORT ASSISTED LIVING LLC		9			9
MC DIAGNOSTIC OF CONNECTICUT, PC #775		8	1	11%	9
ORLANDO HEALTH PHYSICIAN ASSOCIATES		4	4	50%	8
CIGNA ONSITE HEALTH LLC		2	6	75%	8
ST CHARLES HOSPITAL LABORATORY		8			8
ENT AND ALLERGY ASSOCIATES OF FLORIDA LLC		7	1	13%	8
NATIONAL GENETICS INST LABCORP		3	5	63%	8
PERSONAL PEDIATRICS PA		6	2	25%	8
AFC URGENT CARE - CEDAR GROVE		8			8
STATMED OCALA			8	100%	8
HUNTINGTON URGENT CARE		8			8
MED LABS DIAGNOSTICS		5	3	38%	8

# COVID-19: testing by laboratory

Data through Jan 21, 2021 verified as of Jan 22, 2021 at 10:25 AM

Data in this report are provisional and subject to change.

The numbers in the table below represent the number of Florida and non-Florida residents for whom test results were received by the Department of Health. A person can be tested by more than one laboratory and can have both positive and negative results. **Therefore, the sum of the numbers in each column will be larger than the total number of people tested.**

Reporting lab	Inconclusive	Negative	Positive	Percent positive	Total
RESIDENTIAL PLAZA AT BLUE LAGOON INC		8			8
FORT PIERCE FAMILY CARE INC		3	5	63%	8
ROSECASTLE			8	100%	8
BARTON PARKER OD PC		8			8
BAPTIST HEALTH			8	100%	8
EP MEDICAL EQUIPMENT PHARMACY		7	1	13%	8
MEDEXPRESS URGENT CARE - BENTON HARBOR		8			8
PUTNAM COUNTY EMERGENCY RESCUE SERVICE		5	3	38%	8
FOUNTAINVIEW BY FIVE STAR QUALITY CARE		7	1	13%	8
VETERANS AFFAIRS MEDICAL CENTER - OUTPATIENT			8	100%	8
FAMILY MEDICINE OF WESTON LLC			8	100%	8
RIVERWOOD CENTER,THE			8	100%	8
SIDDH INC DBA SAN CARLOS PHARMACY		6	2	25%	8
DORAL URGENT CARE			8	100%	8
X-GENE MOLECULAR LABS		1	7	88%	8
FAMILY PRACTICE OF DAVIE INC			8	100%	8
HOLY NAME MEDICAL CENTER	1	6	1	13%	8
VIGILANT HEALTHCARE		5	3	38%	8
CARROLL GARDENS URGENT CARE		8			8
SYLVESTER AT PLANTATION LABORATORY		7	1	13%	8
FLORIDA HOSPITAL PHYSICIAN GROUP		3	5	63%	8
FLORIDA MENTOR		7	1	13%	8
MEDEXPRESS URGENT CARE - PANTOPS		7	1	13%	8
MEDEXPRESS URGENT CARE - WASHINGTON		6	2	25%	8
JOHNS HOPKINS MEDICAL LABORATORIES		1	7	88%	8
INDIANA STATE DEPARTMENT OF HEALTH		1	7	88%	8
MINUTE CLINIC DIAGNOSTIC OF SC, LLC #42		7	1	13%	8
MINUTE CLINIC LLC #5733		8			8
MEDEXPRESS URGENT CARE, BUTLER		5	3	38%	8
VIP WALK IN CLINIC			8	100%	8
Westchester General Hospital			8	100%	8
ASHRAF MEDICAL GROUP PLLC DBA PULSE M		7	1	13%	8
MEDEXPRESS URGENT CARE-LATROBE		8			8
AZALEA HEALTH		2	6	75%	8
PASSPORT HEALTH OF TAMPA BAY		8			8
UNIVERSITY MEDICAL CENTER		8			8
WHITE SANDS OUTPATIENT SERVICES (WSOP SERVICES LLC		8			8
GRAND VILLA OF ALTAMONTE SPRINGS		1	7	88%	8
MAIMONIDES MEDICAL CENTER		5	3	38%	8
PALM BEACH COUNTY HEALTH DEPARTMENT LABORATORY			8	100%	8
GENEXPERT			8	100%	8
EMERGENCY MEDICAL CENTER		3	5	63%	8
CROSSROADS URGENT CARE, PLLC		8			8
FLORIDA HEART AND VASCULAR MULTISPECIALTY GROUP		8			8
GENE STREET LABORATORIES, LLC		6	2	25%	8
WELLIGENT		1	7	88%	8

# COVID-19: testing by laboratory

Data through Jan 21, 2021 verified as of Jan 22, 2021 at 10:25 AM

Data in this report are provisional and subject to change.

The numbers in the table below represent the number of Florida and non-Florida residents for whom test results were received by the Department of Health. A person can be tested by more than one laboratory and can have both positive and negative results. **Therefore, the sum of the numbers in each column will be larger than the total number of people tested.**

Reporting lab	Inconclusive	Negative	Positive	Percent positive	Total
DOT DOC SARASOTA		7	1	13%	8
HAVEN HOSPICE			8	100%	8
CARENOW URGENT CARE-WEST END		6	2	25%	8
DOH-TAMPA BRANCH LABORATORY (MLK BLVD)		4	4	50%	8
SURGOINSVILLE PHARMACY		8			8
CVS MINUTE CLINIC DIAGNOSTIC MED GRP OF CA		8			8
ORMOND BEACH CENTRA CARE			8	100%	8
LIFE CARE CITRUS COUNTY			8	100%	8
ATLANTIC CONSOLIDATED LABORATORY		8			8
FLORIDA CLINICAL LAB		1	7	88%	8
WILTON MANORS HEALTH & REHABILITATION CENTER			8	100%	8
MEDICANA NURSING AND REHAB CENTER			8	100%	8
THE WOLFF CENTER FOR CHILD & ADOLESCENT HEALTH			8	100%	8
HEALTHMARK REGIONAL HOSPITAL LAB		4	4	50%	8
COLLIER COUNTY HEALTH DEPT.		4	4	50%	8
MEDEXPRESS URGENT CARE MONACA		8			8
GOLISANO CHILDREN'S HOSPITAL OF SOUTHWEST FLORIDA		6	2	25%	8
DIXIE COUNTY HEALTH DEPARTMENT		6	2	25%	8
MEDEXPRESS URGENT CARE - MONROE		8			8
LAKE HOWARD HEIGHTS	1	7			8
URGENT TEAM MANAGEMENT OF TENNESSEE		7	1	13%	8
DOCTOR'S IN-HOUSE LAB/COMMUNITY HEALTH CENTERS OF PINELLAS - CLEARWATE			8	100%	8
CLEVELAND TENNESSEE HOSPITAL COMPANY		7	1	13%	8
ST. JOSEPH HOSPITAL AND HEALTH CARE INC.			8	100%	8
PASSPORT HEALTH			8	100%	8
MID-HUDSON VALLEY DIVISION OF WESTCHESTER MEDICAL		8			8
ALLINA HEALTH - ABBOTT NORTHWESTERN HOSPITAL		5	3	38%	8
MONTEFIORE MEDICAL CENTER LABORATORIES - NORTH		8			8
RED MOUNTAIN DIAGNOSTICS		8			8
MEDEXPRESS URGENT CARE - CHRISTIANBURG		7	1	13%	8
BAPTIST OUTPATIENT			8	100%	8
BEAUMONT EMERGENCY CENTER			8	100%	8
DOCTOR'S IN HOUSE LAB			8	100%	8
GENEUS DIAGNOSTICS			8	100%	8
CVS MINUTE CLINIC DIAGNOSTIC OF TEXAS, LLC		8			8
Signature Healthcare of Ormond		8			8
THE MARY IMOGENE BASSETT HOSPITAL		8			8
Sunset Lake Health and Rehabilitation Center		8			8
GULF COAST MEDICAL GROUP		2	6	75%	8
URGENT MEDICAL CENTER INC		2	6	75%	8
ADVENT HEALTH - FOUR CORNERS ER		8			8
SHERMAN-ABRAMS LABORATORY INC		7	1	13%	8
JX REF LAB			8	100%	8
PENSACOLA CLUSTER			8	100%	8
DAVID LAWRENCE CENTER INC		7	1	13%	8
PUTNAM FAMILY CARE INC		3	5	63%	8

# COVID-19: testing by laboratory

Data through Jan 21, 2021 verified as of Jan 22, 2021 at 10:25 AM

Data in this report are provisional and subject to change.

The numbers in the table below represent the number of Florida and non-Florida residents for whom test results were received by the Department of Health. A person can be tested by more than one laboratory and can have both positive and negative results. **Therefore, the sum of the numbers in each column will be larger than the total number of people tested.**

Reporting lab	Inconclusive	Negative	Positive	Percent positive	Total
ST CLOUD PHYSICIAN MANAGMENT LLC		7	1	13%	8
HUNTINGTON VILLAGE URGENT CARE		8			8
PINELLAS 1 HOME HEALTH CARE CORP		8			8
BAYFRONT HMA CONVENIENT CARE, LLC		2	6	75%	8
MONTEFIORE MEDICAL CENTER LABORATORIES - WEILER		6	2	25%	8
ROBERT WOOD JOHNSON HOSPITAL		7	1	13%	8
ADVENTHEALTH MEDICAL GROUP PEDIATRICS AT		2	6	75%	8
NIGHT OWL PEDIATRICS URGENT CARE			8	100%	8
CHILDREN'S HEALTHCARE OF ATLANTA/EGLESTON		8			8
ADVENTHEALTH MEDICAL GROUP PULMONOLOGY		7	1	13%	8
ALACHUA COUNTY HEALTH DEPARTMENT		1	7	88%	8
COLLIER BLVD HMA PHYSICIAN MANAGEMENT,, LLC			8	100%	8
MEDEXPRESS URGENT CARE-KATY		5	3	38%	8
FHCP-ORANGE CITY			8	100%	8
Manor Care of Dunedin		6	2	25%	8
HARBORCHASE OF DR PHILLIPS		7	1	13%	8
CIAN DIAGNOSTICS			8	100%	8
MEDEXPRESS URGENT CARE - LAFAYETTE		7	1	13%	8
Grand Villa of Deerfield Beach		6	2	25%	8
MIRIMUS CLINICAL LABS		3	5	63%	8
CONSULATE HEALTH CARE		7	1	13%	8
HEALTHPARK MEDICAL CTR NURSING SVC		8			8
INTERNAL MEDICINE ASSOCIATES OF JACKSON HOSPITAL			8	100%	8
CENTRAL FLORIDA PEDIATRIC URGENT CARE LLC		7	1	13%	8
CVS MINUTE CLINIC, LLC		6	2	25%	8
EXECUTIVE MEDICAL SERVICES		8			8
GNT ASSOCIATES		6	1	14%	7
MAGNOLIA DIAGNOSTICS, LLC		3	4	57%	7
MEDLABS DIAGNOSTICS		7			7
FREEDOM SQUARE NURSING CENTER			7	100%	7
CIGNA PBSO WEST PALM			7	100%	7
DIAGNOSTIC CLINIC		6	1	14%	7
TRUE HEALTH		5	2	29%	7
DEBARY HEALTH AND REHABILITATION CENTER		6	1	14%	7
HEALTH CARE LABORATORY SERVICES		1	6	86%	7
BREVARD HEALTH ALLIANCE INC, THE		2	5	71%	7
FLORIDA DIGESTIVE AND LIVER SPECIALIST		7			7
MINUTECLINIC DIAGNOSTIC OF TN, PC 6438		5	2	29%	7
DALLAS COUNTY HEALTH AND HUMAN SERVICES			7	100%	7
SARASOTA - ROBERT L TAYLOR COMMUNITY CENTER		1	6	86%	7
NOVANT HEALTH INPATIENT CARE		2	5	71%	7
MULBERRY CARE CENTER		4	3	43%	7
FLORIDA HOSPITAL WINTER PARK		6	1	14%	7
SONORA QUEST LABORATORIES			7	100%	7
THOMAS JEFFERSON UNIVERSITY HOSPITAL		4	3	43%	7
LEPE'S HOUSE			7	100%	7

# COVID-19: testing by laboratory

Data through Jan 21, 2021 verified as of Jan 22, 2021 at 10:25 AM

Data in this report are provisional and subject to change.

The numbers in the table below represent the number of Florida and non-Florida residents for whom test results were received by the Department of Health. A person can be tested by more than one laboratory and can have both positive and negative results. **Therefore, the sum of the numbers in each column will be larger than the total number of people tested.**

Reporting lab	Inconclusive	Negative	Positive	Percent positive	Total
KEYSTONE PLACE AT NAPLES PRESERVE		4	3	43%	7
AIR, LAND & SEA PHYSICALS & CONSULTATIONS, LLC		7			7
RIVERVIEW REGIONAL MEDICAL CENTER		6	1	14%	7
ALLEGRO - TAMPA	1	4	2	29%	7
BAYCARE MEDICAL GROUP		1	6	86%	7
DOCTORS CLINICAL LABORATORY, INC		5	2	29%	7
METROPOLITAN HOSPITAL CENTER		6	1	14%	7
BRADENTON PHYSICIANS MEDICAL CENTER			7	100%	7
HOLY GARDEN ALF, INC.		7			7
MERCY HEALTH—MUSKEGON		6	1	14%	7
FLORIDA DEPARTMENT OF HEALTH WASHINGTON COUNTY		3	4	57%	7
ST VINCENT'S ST CLAIR		4	3	43%	7
LANE PEDIATRICS PA			7	100%	7
HEALTHWORKS MED GROUP OF FLORIDA PA		2	5	71%	7
OPTIONS FOR SENIORS INC DBA PALM KREST MANOR		5	2	29%	7
MEDEXPRESS URGENT CARE - FAYETTEVILLE		5	2	29%	7
SUPERIOR RESIDENCES AT CALA HILLS		7			7
MINUTECLINIC DIAGNOSTIC OF TN PC #320		6	1	14%	7
CVS HEALTH, #3396		7			7
SOUTH CAROLINA DEPARTMENT OF HEALTH			7	100%	7
Thermopolis Rehabilitation Wellness		7			7
Consulate Health Care of Brandon		7			7
WINDSOR OF GAINESVILLE		7			7
JUPITER ISLAND PUBLIC SAFETY		5	2	29%	7
RIVER OAKS TREATMENT CENTER			7	100%	7
JACKSON CLINIC PA,THE		3	4	57%	7
LUXOR SCIENTIFIC LLC		1	6	86%	7
ALAN SERURE MD		7			7
ST VINCENT'S CHILTON		5	2	29%	7
CARESOUTH HHA HOLDINGS OF TALLAHASSEE LLC		7			7
Ocoee Health Care Center		7			7
WILDLIGHT LAB			7	100%	7
MOBILE RESPONSE DIAGNOSTICS LLC		6	1	14%	7
COMMUNITY MEDICAL AND DENTAL CARE INC		7			7
LAB UNKNOWN		6	1	14%	7
ILLINOIS DEPARTMENT OF PUBLIC HEALTH			7	100%	7
ADEPT INPATIENT MEDICAL SERVICES PC		7			7
GATTOLINE ENTERPRISES, INC. DBA FAMILY CARE PHARMACY		3	4	57%	7
TRUE HEALTH DIAGNOSTICS		1	6	86%	7
LYNMOORE,THE		7			7
CVS PHARMACY #8800		5	2	29%	7
QUE		4	3	43%	7
ABBAY MANOR RETIREMENT RESIDENCE INC		7			7
FLORIDA CENTER FOR DERMATOLOGY LABORATORY			7	100%	7
HEALTH NETWORK LABORATORIES		6	1	14%	7
PENINSULA CARE AND REHABILITATION CENTER			7	100%	7

# COVID-19: testing by laboratory

Data through Jan 21, 2021 verified as of Jan 22, 2021 at 10:25 AM

Data in this report are provisional and subject to change.

The numbers in the table below represent the number of Florida and non-Florida residents for whom test results were received by the Department of Health. A person can be tested by more than one laboratory and can have both positive and negative results. **Therefore, the sum of the numbers in each column will be larger than the total number of people tested.**

Reporting lab	Inconclusive	Negative	Positive	Percent positive	Total
MAGNOLIA PEDIATRICS GROUP LLC			7	100%	7
LEE COUNTY HEALTH DEPARTMENT		4	3	43%	7
FLORIDA HOSPITAL KISSIMMEE		4	3	43%	7
CALLAWAY CLINIC		5	2	29%	7
PBC FOUND CARE INC			7	100%	7
IRL MARKET LAB			7	100%	7
BENSONHURST URGENT CARE		7			7
LAKELAND REGIONAL HEALTH GATEWAY CENTER		7			7
CARENOW URGENT CARE-MADISON		7			7
CVS MINUTE CLINIC DIAGNOSTIC PA		5	2	29%	7
MONTEFIORE NYACK HOSPITAL AFFILIATED LABORATORY		7			7
WYOMING COUNTY COMMUNITY HOSPITAL LABORATORY		7			7
MC DIAGNOSTIC OF CONNECTICUT, PC #1960		7			7
SCHOOL OF PHARMACY AND PHARMACEUTICAL		7			7
VITAS HEALTHCARE CORPORATION OF FL			7	100%	7
SEA LEVEL LABS			7	100%	7
STAT MEDICAL CLINIC III INC		5	2	29%	7
GENTRY PARK ORLANDO ASSISTED LIVING		6	1	14%	7
BAPTIST PEDIATRICS		6	1	14%	7
PEDIATRICS OF CENTRAL FLORIDA		5	2	29%	7
DOCTOR'S IN-HOUSE LAB/COMMUNITY HEALTH CENTERS OF PINELLAS -PINELLAS P			7	100%	7
LIFE'S SPECIAL MOMENTS INC		7			7
NEW YORK PRESBYTERIAN - LOWER MANHATTAN		7			7
ST JUDE LABORATORIES		5	2	29%	7
VERMONT DEPARTMENT OF HEALTH		1	6	86%	7
KANSAS DEPARTMENT OF HEALTH		2	5	71%	7
EMBRY-RIDDLE AERONAUTICAL UNIVERSITY HEALTH			7	100%	7
ARCHBOLD MEMORIAL HOSPITAL/LAB		3	4	57%	7
UNIVERSITY OF WASHINGTON MEDICAL CENTER			7	100%	7
CLINIC OF PEDIATRICS & GI MEDICINE INC			7	100%	7
ECLRS		2	5	71%	7
SOUTH COM HEALTH CLINIC, DEPT. OF THE ARMY		7			7
HEARTLAND PEDIATRICS OF LAKE PLACID			7	100%	7
Rosewood Healthcare and Rehabilitation Center		5	2	29%	7
MINUTECLINIC, LLC #4230		6	1	14%	7
AVON PARK PEDIATRICS			7	100%	7
CVS NC187POCT CHARLOTTE		7			7
NORTON HEALTHCARE			7	100%	7
G & R HEALTH MART PHARMACY		4	3	43%	7
BROOKDALE LAKE ORIENTA			7	100%	7
ALACHUA			7	100%	7
YORKVILLE PEDIATRIC URGENT CARE		7			7
PULSE & REMEDY LLC			7	100%	7
ROSEMONT GARDENS INC		7			7
KENDALL REGIONAL MEDICAL CNTR			7	100%	7
MINUTECLINIC DIAGNOSTIC OF TN, PC 4992		7			7

# COVID-19: testing by laboratory

Data through Jan 21, 2021 verified as of Jan 22, 2021 at 10:25 AM

Data in this report are provisional and subject to change.

The numbers in the table below represent the number of Florida and non-Florida residents for whom test results were received by the Department of Health. A person can be tested by more than one laboratory and can have both positive and negative results. **Therefore, the sum of the numbers in each column will be larger than the total number of people tested.**

Reporting lab	Inconclusive	Negative	Positive	Percent positive	Total
MINUTECLINIC, LLC, DBA MINUTECLINIC #6106		5	2	29%	7
IU HEALTH PATHOLOGY		1	6	86%	7
WATERFORD AT CREEKSIDE, THE			7	100%	7
OCALA FAMILY MEDICAL CENTER		7			7
PALM POINT BEHAVIORAL HEALTH		7			7
ADVENTIST HEALTH SYSTEM FLORIDA DEPT OF HEALTH		3	4	57%	7
LAWTON CHILES HEALTH CENTER		1	6	86%	7
CVS MINUTE CLINIC DIAGNOSTIC OF VIRGINIA		7			7
DEPARTMENT OF HEALTH- CITRUS COUNTY			7	100%	7
MEDEXPRESS URGENT CARE - MAPLE DRIVE		7			7
NOT INDICATED		1	5	83%	6
OPTUM PRIMARY CARE - FOUNTAIN OAKS		2	4	67%	6
JERSEY SHORE MEDICAL CENTER		6			6
SUFFRIDGE DRIVE GROUP HOME		6			6
MEDEXPRESS URGENT CARE - ELM GROVE		5	1	17%	6
MINUTECLINIC DIAGNOSTIC OF NEW JERSEY, LLC # 7069		6			6
MEDICAL CENTER AT OCEAN REEF		1	5	83%	6
PENN MEDICINE PRINCETON MEDICAL CENTER		6			6
HILA BECKERMAN MD LLC		6			6
MINUTECLINIC, LLC, MINUTECLINIC #7637		4	2	33%	6
VITAS HEALTH INC			6	100%	6
WELLINGTON REGIONAL MEDICAL CENTER			6	100%	6
TIMBER CREEK PEDIATRICS		6			6
FLORIDA MEDICAL CL ODOM TPA		3	3	50%	6
FLORIDA MEDICAL CLINIC IM MLK		6			6
UF HEALTH			6	100%	6
MEDEXPRESS URGENT CARE - STAUNTON		2	4	67%	6
CITYMD		1	5	83%	6
ETHOS LABORATORIES		6			6
AARK LABORATORY		6			6
BOCA VIPEDIATRICS			6	100%	6
INTERNAL MEDICINE LIPID AND WELNNESS PRACTICE			6	100%	6
KINDRED HOSPITAL OCALA		4	2	33%	6
RIVER CITY PRIMARY AND URGENT CARE			6	100%	6
PROHEALTH MED		1	5	83%	6
THE VILLAGES REGIONAL HOSPITAL FREESTANDING		3	3	50%	6
MINUTECLINIC, LLC, #4160		3	3	50%	6
SAINT PETER'S UNIVERSITY HOSPITAL		6			6
ST VINCENT'S URGENT CARE		5	1	17%	6
UT MEMPHIS UNIVERSITY HEALTH SERVICES			6	100%	6
SOUTH FLORIDA ENT ASSOCIATES, INC			6	100%	6
MINUTE CLINIC DIAGNOSTIC OF VIRGINIA, LLC		6			6
MIAMI RESCUE MISSION CLINIC INC			6	100%	6
MEDEXPRESS URGENT CARE, JOHNSTOWN		5	1	17%	6
XPRESS URGENT CARE LLC		6			6
FIRST COAST CARDIOVASCULAR INSTITUTE PA			6	100%	6

# COVID-19: testing by laboratory

Data through Jan 21, 2021 verified as of Jan 22, 2021 at 10:25 AM

Data in this report are provisional and subject to change.

The numbers in the table below represent the number of Florida and non-Florida residents for whom test results were received by the Department of Health. A person can be tested by more than one laboratory and can have both positive and negative results. **Therefore, the sum of the numbers in each column will be larger than the total number of people tested.**

Reporting lab	Inconclusive	Negative	Positive	Percent positive	Total
CARENOW URGENT CARE-SOUTHLAKE			6	100%	6
ADVENT HEALTH APOPKA		2	4	67%	6
ST ANTHONY'S HOSP PATIENT CARE SERVICE			6	100%	6
MERCY COLLEGE HEALTH OFFICE		6			6
BAY COUNTY HEALTH DEPARTMENT		6			6
LAKE CO SCHOOLS EMPLOYEE HEALTH & WELLNESS CENTER	1	4	1	17%	6
CAMELLIA AT DEERWOOD		2	4	67%	6
AMERICAN EAGLE LEESBURG AL LLC DBA VISTA LAKE			6	100%	6
CURATIVE CARE CENTER INC		1	5	83%	6
NORTHERN DUTCHESS HOSPITAL LABORATORY		5	1	17%	6
PALMETTO HEALTH ALLIANCE		3	3	50%	6
MINUTECLINIC DIAGNOSTIC OF NORTH CAROLINA, PC		5	1	17%	6
CAPITAL HEALTH PLAN LABORATORIES			6	100%	6
PR HEALTH		1	5	83%	6
MIAMI COMPREHENSIVE MEDICINE GROUP PA		4	2	33%	6
THE PALMS REHABILITATION AND HEALTHCARE CENTER		5	1	17%	6
JOHNS HOPKINS ALL CHILDRENS			6	100%	6
MIAMI BEACH COMMUNITY HEALTH CENTER INC			6	100%	6
CVS MINUTE CLINIC DIAGNOSTIC MED GRP OF SAN		4	2	33%	6
PANCARE HEALTH - HOSFORD SCHOOL			6	100%	6
ORLANDO FAMILY MEDICAL INC		6			6
CAREWELL 301 - WARWICK			6	100%	6
SOUTHEASTERN PEDIATRIC ASSOCIATES			6	100%	6
INSPIRED LIVING AT PALM BAY		6			6
LOUISIANA DEPT OF HEALTH			6	100%	6
ORLANDO MEDICAL CENTER PL			6	100%	6
CITIZENS BAPTIST MEDICAL CENTERS LAB		5	1	17%	6
MEDEXPRESS URGENT CARE - SWANSEA, N ILLINOIS ST		5	1	17%	6
PUBLIC HEALTH LAB		6			6
MEDEXPRESS URGENT CARE - RICHMOND, NINE MILE RD		5	1	17%	6
Grand Villa of Dunedin			6	100%	6
MEDEXPRESS URGENT CARE - BEECH GROVE		5	1	17%	6
CVS MINUTE CLINIC DIAGNOSTIC OF TEXAS,LLC		4	2	33%	6
MINUTECLINIC DIAGNOSTIC OF PA, LLC (1036)		5	1	17%	6
RPC@HODGES			6	100%	6
CONCENTRA			6	100%	6
DR PHILLIPS MEDICAL WELLNESS CENTER		6			6
MINUTECLINIC DIAGNOSTIC OF TEXAS		5	1	17%	6
BROWARD TRANSITIONAL CENTER			6	100%	6
OPTUM SILVER LAKES			6	100%	6
IGENEX INC		6			6
BROOKDALE CLERMONT			6	100%	6
BAYCARE ALLIANT HOSPITAL			6	100%	6
CLARE BRIDGE ORMOND BEACH		6			6
Florida Clinical Laboratory		1	5	83%	6
PARTNERS PHARMACY OF FLORIDA LLC		6			6

# COVID-19: testing by laboratory

Data through Jan 21, 2021 verified as of Jan 22, 2021 at 10:25 AM

Data in this report are provisional and subject to change.

The numbers in the table below represent the number of Florida and non-Florida residents for whom test results were received by the Department of Health. A person can be tested by more than one laboratory and can have both positive and negative results. **Therefore, the sum of the numbers in each column will be larger than the total number of people tested.**

Reporting lab	Inconclusive	Negative	Positive	Percent positive	Total
MEDEXPRESS URGENT CARE - MIDLOTHIAN		6			6
CARE ATC - CITY OF BOYNTON BEACH		2	4	67%	6
THE CLINIC PREMISE HEALTH			6	100%	6
PATHGROUP LABS, LLC		4	2	33%	6
VIBRANT AMERICA		4	2	33%	6
TAMIAMI LAB MILLENIUM			6	100%	6
FHPG_EXP CARE W HILLSBOROUGH			6	100%	6
ARLINGTON OF NAPLES		6			6
UNILAB OF DADE INC			6	100%	6
BETH ISRAEL DEACONESS MEDICAL CENTER			6	100%	6
MINUTECLINIC DIAGNOSTIC OF RHODE ISLAND		4	2	33%	6
FLORIDA HOSPITAL APOPKA		5	1	17%	6
FLORIDA CANCER SPECIALISTS & RESEARCH INSTITUTE		5	1	17%	6
BELLE GLADES HEALTH CLINIC			6	100%	6
ASCENSION ST VINCENT'S CLAY COUNTY			6	100%	6
CVS MINUTE CLINIC DIAGNOSTIC OF NEW JERSEY		6			6
LUMADOC HEALTH		4	2	33%	6
DOH JACKSONVILLE CENTRAL LABORATORY		3	3	50%	6
BROWARD COUNTY HEALTH DEPT.			6	100%	6
MINUTECLINIC DIAGNOSTIC OF NORTH		6			6
ST. CLOUD PHARMACY AND WELLNESS CENTER		3	3	50%	6
MINUTECLINIC, LLC #244		5	1	17%	6
GENETIC TECHNOLOGICAL INNOVATIONS			6	100%	6
MEDEXPRESS URGENT CARE - HOT SPRINGS		6			6
MEDEXPRESS URGENT CARE-PITTSFIELD		6			6
CAPRONA GROUP HOME			6	100%	6
CARENOW URGENT CARE-GREEN HILLS		6			6
CAPE CORAL URGENT CARE		3	3	50%	6
MEDEXPRESS URGENT CARE - SALEM		3	3	50%	6
AMERICAN HOUSE FORT MYERS		6			6
PALM BEACH CDH - DELRAY BEACH			6	100%	6
MINUTECLINIC DIAGNOSTIC OF TN PC #6415		5	1	17%	6
Northwell Lab		2	4	67%	6
CHILDREN'S HOSPITAL OF PHILADELPHIA		5	1	17%	6
MEDEXPRESS ELKINS		6			6
GRACE REHABILITATION CENTER OF VERO BEACH		4	2	33%	6
BERRYHILL MANOR		6			6
GLEN FALLS HOSPITAL DEPARTMENT OF PATHOLOGY		6			6
MINUTECLINIC DIAGNOSTIC OF TN PC #242		4	2	33%	6
UNILAB		2	4	67%	6
CLEARWATER PEDIATRIC CARE		1	5	83%	6
OSWEGO HOSPITAL LABORATORY		6			6
URGENT TEAM - MUSCLE SHOALS		6			6
ATMORE NURSING CENTER		5	1	17%	6
MINUTECLINIC DIAGNOSTIC OF TN PC #386		6			6
MINUTECLINIC, LLC #05038		6			6

# COVID-19: testing by laboratory

Data through Jan 21, 2021 verified as of Jan 22, 2021 at 10:25 AM

Data in this report are provisional and subject to change.

The numbers in the table below represent the number of Florida and non-Florida residents for whom test results were received by the Department of Health. A person can be tested by more than one laboratory and can have both positive and negative results. **Therefore, the sum of the numbers in each column will be larger than the total number of people tested.**

Reporting lab	Inconclusive	Negative	Positive	Percent positive	Total
ENIGMA DIAGNOSTIC, INC.			6	100%	6
FLORIDA MEDICAL SPECIALISTS		2	4	67%	6
KESHAV RX LLC		6			6
FLORIDA WOMAN CARE LABORATORY			6	100%	6
TEXAS MEDCLINIC			6	100%	6
PALMS, THE		6			6
ST JOSEPHS HOSPITAL SOUTH HOSPITAL			6	100%	6
MANATEE PEDIATRICS			6	100%	6
ST LUCIE COUNTY JAIL		6			6
WATAUGA MEDICAL CENTER		4	2	33%	6
YAZJI PEDIATRIC CARE LLC DBA TUKA PEDIATRICS			6	100%	6
RICH STREET GROUP HOME			6	100%	6
EL PARAISO HOME INC		6			6
MID FLORIDA PRIMARY CARE PA		4	2	33%	6
ST LUKES ROOSEVELT LABORATORY		6			6
LABS PLUS LLC		5			5
Army Residence Community		5			5
CORAL LANDING ASSISTED LIVING		5			5
MINUTE CLINIC DIAGNOSTIC OF NORTH CAROLINA		5			5
ATLANTIC COMMUNITY HIGH SCHOOL		4	1	20%	5
BRIDGE DIAGNOSTICS			5	100%	5
RUSH UNIVERSITY MEDICAL CENTER LABORATORY			5	100%	5
PRESBYTERIAN HOME		5			5
OMNICARE PHARMACY OF TEXAS 1, LP DBA OMNICARE		5			5
ST JOSEPHS CHILDRENS OUTREACH			5	100%	5
HENDRY REGIONAL CONVENIENT CARE CENTER			5	100%	5
HOLLY HILL HOME INFUSION SERVICE		5			5
PEDIATRIC URGENT HEALTH CARE			5	100%	5
MIAMI CANCER INSTITUTE			5	100%	5
MINUTE-CLINIC DIAGNOSTIC OF VIRGINIA, LLC #2003		4	1	20%	5
PUTNAM HOSPITAL CENTER LABORATORY		5			5
DANIEL M LIBBY MD PLLC		5			5
WEST PACIFIC MEDICAL LABORATORY			5	100%	5
MINUTECLINIC DIAGNOSTIC OF LOUISIANA,		4	1	20%	5
WOODHULL MEDICAL AND MENTAL HEALTH CTR		5			5
DOCTORS EXPRESS OF ST PETERSBURG			5	100%	5
NORTHDAL REHABILITATION CENTER			5	100%	5
WAKEMED		1	4	80%	5
CONCENTRA URGENT CARE		1	4	80%	5
COLUMBIA MEMORIAL HOSPITAL LABORATORY		5			5
Avalon Healthcare and Rehabilitation Center			5	100%	5
MEDEXPRESS URGENT CARE MURRYSVILLE		3	2	40%	5
UNIVERSITY OF CHICAGO MEDICAL CENTER LAB			5	100%	5
MINUTE CLINIC DIAGNOSTIC OF MICHIGAN PC		5			5
FHMG_FM AND IM AVALON PARK		1	4	80%	5
FLORIDA SCHOOL FOR THE DEAF AND THE BLIND			5	100%	5

# COVID-19: testing by laboratory

Data through Jan 21, 2021 verified as of Jan 22, 2021 at 10:25 AM

Data in this report are provisional and subject to change.

The numbers in the table below represent the number of Florida and non-Florida residents for whom test results were received by the Department of Health. A person can be tested by more than one laboratory and can have both positive and negative results. **Therefore, the sum of the numbers in each column will be larger than the total number of people tested.**

Reporting lab	Inconclusive	Negative	Positive	Percent positive	Total
GRAND VILLA OF ENGLEWOOD		1	4	80%	5
UNIVERSITY OF MIAMI MILLER SCHOOL OF MEDICINE			5	100%	5
FAST PACE MEDICAL CLINIC PLLC		4	1	20%	5
ADVANCED RESEARCH FOR HEALTH IMPROVEMENT		3	2	40%	5
BRENNITY AT VERO BEACH, THE			5	100%	5
KEYSTONE REHABILITATION AND HEALTH CENTER		1	4	80%	5
MC DIAGNOSTIC OF CONNECTICUT , PC # 3		3	2	40%	5
UW MEDICINE VIROLOGY LAB			5	100%	5
BROWNE MEDICAL		5			5
TAMPA URGENT CARE			5	100%	5
MINUTECLINIC MINUTECLINIC #4977		3	2	40%	5
BOROPARK URGENT CARE		4	1	20%	5
NIGHT LITE PEDIATRICS CENTER		1	4	80%	5
Kennedy University Hospital		5			5
Conway Lakes Health and Rehabilitation Center		5			5
MINUTECLINIC DIAGNOSTIC OF SC, LLC #2		5			5
SIMEDHEALTH LLC		2	3	60%	5
MINUTE CLINIC		1	4	80%	5
LONG ISLAND JEWISH FOREST HILLS HOSPITAL		5			5
NOVANT HEALTH UVA		2	3	60%	5
UHEALTH UNIVERSITY OF MIAMI			5	100%	5
TULLAHOMA HMA, LLC		4	1	20%	5
MEDEXPRESS URGENT CARE PORT HURON		4	1	20%	5
MEDEXPRESS URGENT CARE - GLENDALE		5			5
ORLANDO FAMILY PHYSICIANS			5	100%	5
INDIAN RIVER PRIMARY CARE PA		5			5
MD NOW MEDICAL CENTER INC			5	100%	5
ACCENTCARE		5			5
DR. PHILLIPS MEDICAL WELLNESS CENTER		3	2	40%	5
URGENT CARE OF LONGWOOD			5	100%	5
RIVERVIEW ALF OPERATOR LLC			5	100%	5
Lehigh Acres Health and Rehabilitation			5	100%	5
PEDIATRICS OF CENTRAL FLORIDA - POINCIANA		3	2	40%	5
ORMOND MEDICAL ARTS		3	2	40%	5
CLEVELAND CLINIC MARTIN HEALTH NURSING & RESTORATIVE		5			5
KEY TRAINING CENTER			5	100%	5
BAPTIST HEALTH - TOWN CENTER			5	100%	5
FLORIDA HOSPITAL LAKE MARY		5			5
GUTHRIE MEDICAL GROUP LABORATORIES		5			5
FLORIDA DEPARTMENT OF HEALTH - INVERNESS		3	2	40%	5
PARRISH HEALTH CENTER		5			5
LAKE NONA PEDIATRICS IN ASSOCIATION WITH NEMOURS		5			5
UCF STUDENT HEALTH SERVICES LABORATORY		2	3	60%	5
CHAMPLAIN VALLEY PHYSICIANS HOSPITAL		3	2	40%	5
MEDEXPRESS URGENT CARE - BATTLE CREEK		3	2	40%	5
APOLLO GARDENS RETIREMENT RESIDENCE CARE		5			5

# COVID-19: testing by laboratory

Data through Jan 21, 2021 verified as of Jan 22, 2021 at 10:25 AM

Data in this report are provisional and subject to change.

The numbers in the table below represent the number of Florida and non-Florida residents for whom test results were received by the Department of Health. A person can be tested by more than one laboratory and can have both positive and negative results. **Therefore, the sum of the numbers in each column will be larger than the total number of people tested.**

Reporting lab	Inconclusive	Negative	Positive	Percent positive	Total
INTERNAL MEDICINE & PRIMARY CARE ASSOCIATES, PLC			5	100%	5
MINUTECLINIC DIAGNOSTIC OF GEORGIA, LL		5			5
MEDEXPRESS URGENT CARE - WILLIAMSPORT		4	1	20%	5
ORLANDO FAMILY MEDICINE		1	4	80%	5
MINUTECLINIC INCORPORATE, LLC		4	1	20%	5
PREMIER FAMILY HEALTH PA			5	100%	5
BEACH HOUSE		5			5
MEDEXPRESS URGENT CARE-DUBOIS		5			5
BOCA BIOLISTICS LLC			5	100%	5
MEDEXPRESS URGENT CARE - STATE COLLEGE		4	1	20%	5
ACCESS HOME HEALTH OF FLORIDA LLC		5			5
SHEEPSHEAD BAY URGENT CARE		5			5
DOCS URGENT CARE		1	4	80%	5
LONGWOOD PEDIATRICS LLC			5	100%	5
DICKSON MEDICAL ASSOCIATES PC PATH LAB		4	1	20%	5
REMISE OCCUPATIONAL HEALTH SOLUTIONS INC			5	100%	5
URGENT TEAM - HUNTSVILLE		4	1	20%	5
REHABILITATION CENTER AT JUPITER GARDENS		5			5
CRESTWOOD MEDICAL CENTER		4	1	20%	5
LAKE COUNTY DETENTION CENTER		3	2	40%	5
ALL CHILDREN'S HOSPITAL DEPT OF GENERAL PEDIATRICS			5	100%	5
MINUTECLINIC DIAGNOSTIC OF PENNSYLVANIA, LLD #1545		5			5
EGL GENETICS DIAGNOSTICS			5	100%	5
VAIL VALLEY MEDICAL CENTER			5	100%	5
QUINTON MEMORIAL HEALTH CARE CENTER		5			5
OPTUMCARE FLORIDA, LLC		3	2	40%	5
WESTMINSTER SHORES			5	100%	5
BLOOMINGDALE PEDIATRIC ASSOCIATES PA			5	100%	5
COLLIER HMA PHYSICIAN MANAGEMENT, LLC			5	100%	5
MEDEXPRESS URGENT CARE MORGANTOWN		5			5
PEDIATRICS URGENT CARE, LLC			5	100%	5
MEDEXPRESS URGENT CARE - HUNTINGTON WE		5			5
PRECISION DIAGNOSTICS INC - NJ		5			5
FAMILY CARE MEDICAL CENTER			5	100%	5
MED TECH SERVICES OF PALM BEACH INC		5			5
DELIVER MY MEDS CORP		5			5
COOPER HOSPITAL/UNIVERSITY MEDICAL		5			5
MINUTECLINIC, LLC #03965		5			5
HAWTHORNE INN OF LAKE LAND		5			5
ADVENTHEALTH CAR CENTER APOPKA			5	100%	5
NORTHSIDE HOSPITAL		2	3	60%	5
LAKEVIEW TERRACE HOME HEALTH SERVICES LLC			5	100%	5
HOPE HEALTHCARE		5			5
CARL R DARNALL ARMY MEDICAL CENTER			5	100%	5
MINUTE-CLINIC DIAGNOSTIC OF VIRGINIA		4	1	20%	5
Life Care Center of Estero			5	100%	5

# COVID-19: testing by laboratory

Data through Jan 21, 2021 verified as of Jan 22, 2021 at 10:25 AM

Data in this report are provisional and subject to change.

The numbers in the table below represent the number of Florida and non-Florida residents for whom test results were received by the Department of Health. A person can be tested by more than one laboratory and can have both positive and negative results. **Therefore, the sum of the numbers in each column will be larger than the total number of people tested.**

Reporting lab	Inconclusive	Negative	Positive	Percent positive	Total
MEDEXPRESS URGENT CARE - IRVING		5			5
INNOVATIVE COVID-DIVERSEY			5	100%	5
TENDER CARE ALF		5			5
CENTREX CLINICAL LABS INC		5			5
MC DIAGNOSTIC OF CONNECTICUT PC #459		5			5
EASTCHESTER PEDIATRIC MEDICAL GROUP		5			5
Fouraker Hills Rehab and Nursing			5	100%	5
ST JOSEPH WOMENS HOSPITAL			5	100%	5
FLORIDA PREMIER MEDICAL CARE PA			5	100%	5
COPELAND MEDICAL CLINIC		3	2	40%	5
CYPRESS CREEK MEDICAL CENTER			5	100%	5
GULF COAST VETERANS HCS PANAMA CITY OPC		5			5
AEL KNOXVILLE			5	100%	5
MINUTE-CLINIC DIAGNOSTIC OF VIRGINIA, LLC #794		5			5
CVS MINUTE CLINIC DIAGNOSTIC OF TN #6044		5			5
HUNTERS CREEK PEDIATRICS		5			5
XRL SXF REF LAB		5			5
LABCORP UNSPECIFIED		5			5
URGENT CARE OF ERWIN		5			5
BROOKDALE SOUTHPOINT			5	100%	5
MINUTECLINIC DIAGNOSTIC OF MINNESOTA		5			5
DOTHAN WEST FAMILY MEDICINE		3	2	40%	5
Grand Villa of Clearwater		4	1	20%	5
THE UNIVERSITY OF VERMONT MEDICAL CENTER		4	1	20%	5
ST JOHNS BIOMEDICAL LAB		5			5
FRANCES WARDE MEDICAL LABORATORY		2	3	60%	5
METHODIST HOSPITAL			5	100%	5
WATSON THERAPEUTICS		1	4	80%	5
MADISON COUNTY HEALTH DEPARTMENT		3	2	40%	5
WATERTOWN URGENT CARE PLLC		5			5
MINUTE CLINIC, LLC #1434		5			5
FRUITVILLE URGENT CARE			5	100%	5
RIO PINAR HEALTH CARE			5	100%	5
COASTAL COMPLETE CARE			5	100%	5
CVS MO8590POCT KANSAS CITY		1	4	80%	5
UT SOUTHWESTERN MEDICAL CENTER			5	100%	5
NELSON BIOLOGICAL			5	100%	5
CDRX INFUSION			5	100%	5
MINUTECLINIC DIAGNOSTIC OF NEW MEXICO		5			5
ELLIS HOSPITAL LABORATORY		5			5
FINLAY		1	4	80%	5
BITTINGS APOTHECARY INC		3	2	40%	5
ST CLOUD COMPOUNDING PHARMACY & WELLNESS CENTER		5			5
URGENT MED INC		3	2	40%	5
HILLSBOROUGH COUNTY HEALTH DEPARTMENT			5	100%	5
MEDEXPRESS URGENT CARE-MUNCIE		5			5

# COVID-19: testing by laboratory

Data through Jan 21, 2021 verified as of Jan 22, 2021 at 10:25 AM

Data in this report are provisional and subject to change.

The numbers in the table below represent the number of Florida and non-Florida residents for whom test results were received by the Department of Health. A person can be tested by more than one laboratory and can have both positive and negative results. **Therefore, the sum of the numbers in each column will be larger than the total number of people tested.**

Reporting lab	Inconclusive	Negative	Positive	Percent positive	Total
MEDEXPRESS URGENT CARE-PETERS TWP		5			5
CAREHERE LCS- EUSTIS			5	100%	5
BAYSHORE LABORATORY		4	1	20%	5
NORTHPORT MEDICAL CENTER LAB		5			5
KENILWORTH CARE & REHABILITATION CENTER			5	100%	5
MAIN STREET MEDICAL CENTER OF CRESTVIEW PA		1	4	80%	5
VIERA PEDIATRICS		1	4	80%	5
MEDEXPRESS URGENT CARE-NESHANNOCK TWP		4	1	20%	5
BETHESDA COMMUNITY HEALTH CENTER			5	100%	5
MAXHEALTH		4	1	20%	5
COMMONS AT ORLANDO LUTHERAN TOWERS SNF			5	100%	5
NORTH SHORE HEMATOLOGY-ONCOLOGY ASSOCIATES, PC		5			5
MINUTECLINIC DIAGNOSTIC OF TN PC #6435		5			5
NEW HAMPSHIRE DEPARTMENT OF HEALTH AND HUMAN SERVICES		3	2	40%	5
MANATEE COUNTY JAIL		4	1	20%	5
NORTH FLORIDA PEDIATRICS JASPER			5	100%	5
UPMC HEALTH SYSTEM		4	1	20%	5
LEE MEMORIAL HEALTH SYSTEM		2	3	60%	5
SUTTER TRACY COMMUNITY HOSPITAL			5	100%	5
ELITE MD GROUP INC		1	4	80%	5
INFECTION CONTROL/ EMPHEALTH		3	2	40%	5
AHEC CLINIC		1	4	80%	5
GREENVILLE MEMORIAL HOSPITAL LAB			5	100%	5
JOE DIMAGGIO CHILDREN'S HOSPITAL		1	4	80%	5
PEDIATRICS OF ALTAMONTE		5			5
MINUTECLINIC DIAGNOSTIC OF NEW JERSEY,		5			5
RELIANT IMMUNE DIAGNOSTICS			5	100%	5
PRECISION LABS LLC		2	3	60%	5
MINUTE CLINIC LLC #2775		5			5
ALPHADERA LABS, LLC			5	100%	5
EAST BANK HOSPITAL - UNIVERSITY OF MINNESOTA MEDICAL CENTER			5	100%	5
DEPARTMENT OF HEALTH AND HUMAN SERVICES LANSING			5	100%	5
SOUTHERN OCEAN MEDICAL CENTER		5			5
MEDICAL CENTER OF BLOUNTSTOWN			5	100%	5
COMMUNITY HEALTH OF SOUTH FLORIDA			5	100%	5
TERRACINA LLC			5	100%	5
SENIOR LIVING IV SUN CITY LLC		5			5
JUPITER ISLAND MEDICAL CLINIC INC		5			5
MCR HEALTH LAWTON CHILES ADMINISTRATION STE A		1	4	80%	5
MINUTECLINIC, LLC #1586		3	2	40%	5
PRIMARY CARE WALK IN CLINIC PLLC			5	100%	5
TANNER MEDICAL CENTER EAST AL		5			5
AMERICAN MEDICAL RESPONSE - DENVER		2	3	60%	5
JOHN T MATHER MEMORIAL HOSPITAL LABORATORY		5			5
URGENT CARE COASTAL GA			5	100%	5
MOUNT SINAI BROOKLYN LABORATORY		4	1	20%	5

# COVID-19: testing by laboratory

Data through Jan 21, 2021 verified as of Jan 22, 2021 at 10:25 AM

Data in this report are provisional and subject to change.

The numbers in the table below represent the number of Florida and non-Florida residents for whom test results were received by the Department of Health. A person can be tested by more than one laboratory and can have both positive and negative results. **Therefore, the sum of the numbers in each column will be larger than the total number of people tested.**

Reporting lab	Inconclusive	Negative	Positive	Percent positive	Total
OKLAHOMA STATE DEPARTMENT OF HEALTH-PUBLIC HEALTH LABORATORY			4	100%	4
COMPUNET CLINICAL LAB			4	100%	4
MEDEXPRESS URGENT CARE LAVALE		4			4
CHILDREN'S MEDICAL GROUP		4			4
PHYSICIANS REGIONAL MEDICAL CTR - COLLIER BLVD			4	100%	4
MINUTECLINIC DIAGNOSTICS OF IND, LLC		4			4
CARENOW URGENT CARE-DONELSON		3	1	25%	4
THE LITTLE CLINIC			4	100%	4
MEDEXPRESS URGENT CARE HUNTINGTON		4			4
MIAMI MEDICAL CONSULTANT PA			4	100%	4
CONSULATE HEATH CARE AT WEST ALTAMONTE			4	100%	4
MEDEXPRESS URGENT CARE - TEAYS VALLEY		3	1	25%	4
Park Ridge Nursing Center		3	1	25%	4
FLAGLER HEALTH SERVICES INC			4	100%	4
FIFTH AVENUE PEDIATRICS		3	1	25%	4
AHC Decatur County		4			4
MEDEXPRESS URGENT CARE - YORK		1	3	75%	4
DISCOVERY VILLAGE AT STUART		1	3	75%	4
ENCOMPASS HOME HEALTH		4			4
ENTRUST IMMEDIATE CARE			4	100%	4
ADVENTHEALTH CENTRA CARE PONCIANA		1	3	75%	4
MINUTECLINIC MINUTECLINIC #8505		2	2	50%	4
URGENT CARE - OCONEE		2	2	50%	4
CVS MINUTE CLINIC DIAGNOSTIC PA #3060		3	1	25%	4
MEDEXPRESS URGENT CARE - FREDERICK		4			4
SANDGATE GARDENS REHAB & NURSING CENTER		3	1	25%	4
MINUTECLINIC DIAGNOSTIC OF ILLINOIS LL		4			4
SOUTHERN LABORATORY SERVICES OF NWF		4			4
LANDMARK HOSPITAL SOUTHWEST FLORIDA LLC		4			4
LATCHER LABORATORY OF A O FOX MEMORIAL		2	2	50%	4
MINUTE CLINIC DIAGNOSTIC OF PENNSYLVANIA		4			4
COURTYARD GARDENS OF BOYNTON BEACH, LLC		1	3	75%	4
OVIEDO CHILDRENS HEALTH CENTER LLC		1	3	75%	4
MEDEXPRESS URGENT CARE - CULPEPER		4			4
WIREGRASS MEDICAL CENTER			4	100%	4
Calusa Harbour			4	100%	4
KETTERING HEALTH			4	100%	4
DISCOVERY VILLAGE AT DEERWOOD			4	100%	4
THE DOCTORS CENTER HEALTHCARE-SOUTHSIDE		1	3	75%	4
OKLAHOMA STATE UNIVERSITY DIAGNOSTIC LAB			4	100%	4
Grace Rehabilitation of Vero Beach		4			4
SHARP MEMORIAL HOSPITAL MICROBIOLOGY DEPT			4	100%	4
MAILBOX DIAGNOSTICS		2	2	50%	4
DYNACARE LABORATORIES			4	100%	4
CVA MINUTE CLINIC DIAGNOSTIC OF VIRGINIA, LLC		4			4
SOUTHEASTERN REGIONAL MEDICAL CENTER			4	100%	4

# COVID-19: testing by laboratory

Data through Jan 21, 2021 verified as of Jan 22, 2021 at 10:25 AM

Data in this report are provisional and subject to change.

The numbers in the table below represent the number of Florida and non-Florida residents for whom test results were received by the Department of Health. A person can be tested by more than one laboratory and can have both positive and negative results. **Therefore, the sum of the numbers in each column will be larger than the total number of people tested.**

Reporting lab	Inconclusive	Negative	Positive	Percent positive	Total
PANCARE HEALTH - PONCE DE LEON			4	100%	4
IMIC INC RESEARCH			4	100%	4
SOUTH FLORIDA FAMILY HEALTH & RESEARCH CTR			4	100%	4
A & R RESEARCH GROUP			4	100%	4
COMPASSION PEDIATRIC URGENT CARE LLC			4	100%	4
ADVENT HEALTH - TUSKAWILLA		4			4
RELIANT ACUTE CARE			4	100%	4
Westminster Manor		3	1	25%	4
ALVARO J DANGOND MD PA		4			4
APEX HOME HEALTH CARE		4			4
BOONE DRUG & HEALTHCARE AT DEERFIELD			4	100%	4
LEMOYNE COLLEGE WELLNESS CENTER FOR		4			4
DEVEREUX FLORIDA CHILDRENS CENTER			4	100%	4
MEDEXPRESS URGENT CARE - SOUTH PARKERSBURG		4			4
CAPE COD HOSPITAL			4	100%	4
MEDEXPRESS URGENT CARE - PRINCETON		4			4
MINUTECLINIC DIAGNOSTIC OF MAINE, LLC		2	2	50%	4
MINUTECLINIC DIAG OF IND LLC #6998		3	1	25%	4
PEACEHEALTH LABORATORIES		3	1	25%	4
FLORIDA HEALTHCARE OF ORLANDO			4	100%	4
FLORIDA HEART AND VASCULAR			4	100%	4
DTR LABS		3	1	25%	4
DYNAMIC HEALTH CENTERS INC		2	2	50%	4
VITAL CARE URGENT CARE			4	100%	4
COVENIENT CARE MEDICAL CLINIC			4	100%	4
MD NOW URGENT CARE - DELRAY WEST			4	100%	4
UNION CITY MANOR NURSING CENTER		4			4
MEDEXPRESS URGENT CARE - BECKLEY CROSS		3	1	25%	4
PHYSICIANS QUALITY CARE			4	100%	4
DES PLAINES CLINICAL LAB		2	2	50%	4
MINUTECLINIC DIAGNOSTIC OF VIRGINIA, LLC #255		4			4
SunTerrace Health Care Center		3	1	25%	4
ST BARNABAS HOSPITAL		4			4
SOMA MEDICAL CENTER, PA #4 FLORIDA MANGO			4	100%	4
SANFORD SOUTH UNIVERSITY		4			4
MINUTECLINIC DIAGNOSTIC OF VIRGINIA		4			4
HELIX KH UC			4	100%	4
WILLIAM A HINTON STATE LABORATORY INSTITUTE		1	3	75%	4
SIGNATURE CARE MONTROSE		2	2	50%	4
CP/AIG PENSACOLA DEVELOPMENT LLC		3	1	25%	4
MINUTECLINIC, LLC #1796		3	1	25%	4
CARENOW URGENT CARE-HERMITAGE			4	100%	4
GENUS DIAGNOSTICS			4	100%	4
CAREATC, INC.			4	100%	4
EP LTC PHARMACY		3	1	25%	4
MINUTECLINIC DIAGNOSTIC OF VIRGINIA, LLC #1656		4			4

# COVID-19: testing by laboratory

Data through Jan 21, 2021 verified as of Jan 22, 2021 at 10:25 AM

Data in this report are provisional and subject to change.

The numbers in the table below represent the number of Florida and non-Florida residents for whom test results were received by the Department of Health. A person can be tested by more than one laboratory and can have both positive and negative results. **Therefore, the sum of the numbers in each column will be larger than the total number of people tested.**

Reporting lab	Inconclusive	Negative	Positive	Percent positive	Total
Health Care Center of Jacksonville			4	100%	4
BOND & STEELE CLINIC PA D/B/A BOND CLINIC PA		4			4
FLORENCE - HUNTSVILLE HOSPITAL URGENT CARE		3	1	25%	4
SJH			4	100%	4
FCHC (OB)-DARWIN SQUARE CTR.			4	100%	4
MEDEXPRESS URGENT CARE - MOUNTAIN HOME		3	1	25%	4
WYOMING PUBLIC HEALTH LAB			4	100%	4
PELICAN LANDING		1	3	75%	4
PM PEDIATRICS OF BAYSIDE PLLC		4			4
MINUTECLINIC DIAGNOSTIC OF NORTH CAROLINA PC #5341		3	1	25%	4
PM PEDIATRICS OF SELDEN		3	1	25%	4
MEDEXPRESS URGENT CARE - BLUEFIELD		3	1	25%	4
INTEGRATED FAMILY MEDICAL CENTER			4	100%	4
MEDICAL PAVILION CLINIC			4	100%	4
GUIDEWELL EMERGENCY MEDICINE DOCTORS LLC			4	100%	4
PHYSICIANS IMMEDIATE CARE ELGIN			4	100%	4
MINUTE CLINIC DIAGNOSTIC OF TEXAS, LLC		4			4
Millennium Nursing & Rehab Center		4			4
MEDEXPRESS URGENT CARE - MT LEBANON		3	1	25%	4
PALM HARBOR DERMATOLOGY		4			4
MEDEXPRESS URGENT CARE - WEIRTON		4			4
BAPTIST HEALTH MEDICAL CENTER			4	100%	4
KIMBERLY J HENDERSON MD PC		3	1	25%	4
NU WAVE MEDICAL CENTER			4	100%	4
CELAL GUROL ERBAY, MD			4	100%	4
GEORGE E WEEMS MEMORIAL HOSPITAL LAB		3	1	25%	4
FAMILY MEDICINE AT WATERMAN		4			4
NEULIFE NEUROLOGICAL SERVICES LLC			4	100%	4
LIFE CARE HOME HEALTH SERVICES LLC		1	3	75%	4
VRL LABORATORIES			4	100%	4
OHIO DEPARTMENT OF HEALTH			4	100%	4
MC DIAGNOSTIC OF CONNECTICUT, PC #1966		4			4
PANCARE HEALTH - ALTHA PUBLIC			4	100%	4
MD ANDERSON			4	100%	4
BETHPAGE EXTENDED HOURS CENTER		4			4
REHABILITATION CENTER OF WINTER PARK,THE			4	100%	4
CARE ONE PRIMARY CARE			4	100%	4
BROWNE MEDICAL LLC		3	1	25%	4
Sunrise Health and Rehabilitation Center			4	100%	4
BELLIN HEALTH LAB		1	3	75%	4
ADVENTHEALTH NEW SMYRNA BEACH COMMUNITY HEALTH			4	100%	4
SOMA MEDICAL CENTER # 4		2	2	50%	4
GRAND VILLA OF ORMOND BEACH		2	2	50%	4
BARBARA O'REILLY MD PA		4			4
EXPRESS TESTING-ONE			4	100%	4
BIOTEST PLASMA CENTER		4			4

# COVID-19: testing by laboratory

Data through Jan 21, 2021 verified as of Jan 22, 2021 at 10:25 AM

Data in this report are provisional and subject to change.

The numbers in the table below represent the number of Florida and non-Florida residents for whom test results were received by the Department of Health. A person can be tested by more than one laboratory and can have both positive and negative results. **Therefore, the sum of the numbers in each column will be larger than the total number of people tested.**

Reporting lab	Inconclusive	Negative	Positive	Percent positive	Total
MEDEXPRESS URGENT CARE - FORT WORTH S		3	1	25%	4
THE RETREAT AT PORT ORANGE			4	100%	4
MEDEXPRESS - NEW CASTLE, DUPONT HWY		4			4
MINUTECLINIC DIAG OF IND LLC #8651		3	1	25%	4
DEPARTMENT OF HEALTH AND HUMAN SERVICES STATE OF NEW HAMPSHIRE			4	100%	4
MARION AND BERNARD L SAMSON NURSING CENTER			4	100%	4
PRIMECARE		2	2	50%	4
FORSYTH HOUSE			4	100%	4
SOUTHWESTERN REGIONAL MEDICAL CENTER - TULSA		4			4
CAPTAIN JAMES A. LOVELL FEDERAL HEALTHCARE CENTER			4	100%	4
VITRO MOLECULAR LABORATORIES			4	100%	4
EXPRESS CARE OF TAMPA BAY LLC		2	2	50%	4
CENTERPLACE HEALTH, INC			4	100%	4
ST. LUCIE COUNTY HEALTH DEPARTMENT		3	1	25%	4
OMNICARE PHARMACY OF TEXAS 1		4			4
NORTHEAST ALABAMA REGIONAL MEDICAL CENTER		2	2	50%	4
MINUTECLINIC DIAGNOSTIC OF ILLINOIS		3	1	25%	4
L3HARRIS FAMILY MEDICAL CENTER			4	100%	4
CLAY PRIMARY & FAMILY CARE LLC			4	100%	4
VIERA FAMILY MEDICINE AND WELLNESS		3	1	25%	4
CRESTAR LABS		2	2	50%	4
TRUE HEALTH- HOFFNER		3	1	25%	4
FLORIDA CANCER SPECIALISTS AND RESEARCH		2	2	50%	4
ORLANDO ORTHOPAEDIC OUTPATIENT SURGERY CENTER		1	3	75%	4
MEDICINE SHOPPE #1306 THE		3	1	25%	4
MINUTECLINIC DIAGNOSTIC OF NEVADA #87		2	2	50%	4
BAYFRONT MEDICAL			4	100%	4
SEBRING PEDIATRICS LLC			4	100%	4
MINUTECLINIC DIAGNOSTIC OF OKLAHOMA		3	1	25%	4
HEALTHY MINORS PEDIATRIC URGENT CARE		4			4
BAYLOR ESOTERIC AND MOLECULAR LAB			4	100%	4
MARSHFIELD LABORATORIES			4	100%	4
West Gate Village, LLC		4			4
VIDANT MEDICAL CENTER			4	100%	4
REFUGE A HEALING PLACE, THE			4	100%	4
VENICE GREEN VILLAGE		3	1	25%	4
PHYSICIANS IMMEDIATE CARE AURORA			4	100%	4
A AND R RESEARCH GROUP LLC		2	2	50%	4
EAST HILL PHARMACY		3	1	25%	4
PHYSICIANS FOR CHILDREN			4	100%	4
OCHSNER MEDICAL CENTER			4	100%	4
MIAMI COMMUNITY HEALTH CENTER INC		1	3	75%	4
MINUTECLINIC #2860		3	1	25%	4
CVS CA9165POCT SAN DIEGO		4			4
MEMORIAL HEALTHCARE SYSTEM		1	3	75%	4
CAYUGA COUNTY HEALTH DEPARTMENT		3	1	25%	4

# COVID-19: testing by laboratory

Data through Jan 21, 2021 verified as of Jan 22, 2021 at 10:25 AM

Data in this report are provisional and subject to change.

The numbers in the table below represent the number of Florida and non-Florida residents for whom test results were received by the Department of Health. A person can be tested by more than one laboratory and can have both positive and negative results. **Therefore, the sum of the numbers in each column will be larger than the total number of people tested.**

Reporting lab	Inconclusive	Negative	Positive	Percent positive	Total
MEDEXPRESS URGENT CARE PLEASANT HILLS		3	1	25%	4
CVS MO3087POCT CREVE COEUR		1	3	75%	4
COMPASSION PEDIATRICS			4	100%	4
HEALTH AND WELLNESS CENTER			4	100%	4
SIGNATURE CARE EMERGENCY CENTER		2	2	50%	4
LEON MEDICAL CENTERS, LLC			4	100%	4
Life Care Center of Orlando			4	100%	4
MEDEXPRESS URGENT CARE - MARKHAM STREE		3	1	25%	4
CELERION			4	100%	4
MINUTE CLINIC OF KANSAS PA		1	3	75%	4
MEDEXPRESS URGENT CARE - CLARKSBURG		4			4
ACCENT PHYSICIAN SPECIALISTS PA		4			4
DEPARTMENT OF HEALTH AND HUMAN SERVICES		2	2	50%	4
NAVAL MEDICAL CENTER SAN DIEGO			4	100%	4
Heartland of Boynton Beach			4	100%	4
MEDEXPRESS URGENT CARE - TARENTUM		4			4
MEDEXPRESS URGENT CARE, FAIRMONT		4			4
AFFINITY URGENT CARE			4	100%	4
CARENOW URGENT CARE - WINTER SPRINGS		3	1	25%	4
FLORIDA HEALTH CARE PLANS STIRLING CENTER			4	100%	4
HOME DOCS		2	2	50%	4
MINUTECLINIC DIAGNOSTIC OF TN PC #442		4			4
FLORIDA CLINICAL LABORATORY - BIOREFERENCE LABORATORIES		2	2	50%	4
NOVADX		2	2	50%	4
ADULT MEDICINE OF LAKE COUNTY INC			4	100%	4
CLINICAL LABORATORIES OF THE BUFFALO		3	1	25%	4
MIZELL MEMORIAL HOSPITAL			4	100%	4
TARPON SPRINGS PEDIATRICS, LLC			4	100%	4
WALGREENS #07034		4			4
REDMED OF CROSSTOWN		1	3	75%	4
CAREWELL 202			4	100%	4
ABSOLUTE HEALTH		4			4
LAKE MARY HEALTH AND REHABILITATION CENTER		1	3	75%	4
PENSACOLA PEDIATRICS MILTON			4	100%	4
Walker BaptistMedCtr		3	1	25%	4
WESLEY CHAPEL INTERNAL MEDICINE AND PEDIATRICS			4	100%	4
MINUTECLINIC DIAGNOSTIC OF TN PC #6363		4			4
ST. MARY'S HOSPITAL			4	100%	4
LAFAYETTE NURSING AND REHAB			4	100%	4
BIG BEND HOSPICE INC		4			4
TRIDENT BIOMETRICS		3	1	25%	4
ESTATES MEDICAL CENTER INC			4	100%	4
ARCPPOINT LABS OF FORT LAUDERDALE, FL CENTRAL		1	3	75%	4
MEDEXPRESS URGENT CARE - KOKOMO		4			4
NORTH DADE NURSING AND REHABILITATION CENTER			4	100%	4
FISHERMEN'S HOSPITAL			4	100%	4

# COVID-19: testing by laboratory

Data through Jan 21, 2021 verified as of Jan 22, 2021 at 10:25 AM

Data in this report are provisional and subject to change.

The numbers in the table below represent the number of Florida and non-Florida residents for whom test results were received by the Department of Health. A person can be tested by more than one laboratory and can have both positive and negative results. **Therefore, the sum of the numbers in each column will be larger than the total number of people tested.**

Reporting lab	Inconclusive	Negative	Positive	Percent positive	Total
PLEASANTVILLE OF SEBASTIAN LLC			4	100%	4
PARADIGM LABORATORIES			4	100%	4
KENTUCKY CABINET FOR HEALTH AND FAMILY SERVICES			4	100%	4
NEWPATH DIAGNOSTICS		4			4
FHCP - ORMOND BEACH			4	100%	4
BARTON MEMORIAL HOSPITAL		3	1	25%	4
UNIVERSITY OF WASHINGTON MEDICAL CENTER (UWMC) EMERGENCY DEPT.			4	100%	4
MINUTECLINIC DIAGNOSTIC OF TN PC #643		2	2	50%	4
ELITE MEDICAL CENTER			4	100%	4
GUTHRIE MEDICAL GROUP - CORNING		3	1	25%	4
PANCARE HEALTH YOUNGSTOWN			4	100%	4
MEDEXPRESS URGENT CARE - MBURG COMMONS		4			4
CVS MINUTE CLINIC, LLC #22		3	1	25%	4
MEDEXPRESS - COLLINSVILLE BELT LINE		3	1	25%	4
BENEVA LAKES HEALTHCARE & REHAB CENTER			4	100%	4
MEMORIAL HEALTH CARE SYSTEMS			4	100%	4
CAPITAL HEALTH LABORATORY INC			4	100%	4
INTERMARKET FACILITY			4	100%	4
ADVENTHEALTH MEDICAL GROUP PEDIATRIC & ADOLESCENT		3	1	25%	4
DIAGNOSTECHS		4			4
ARKANSAS DEPARTMENT OF HEALTH			4	100%	4
COMPREHENSIVE CLINICAL RESEARCH, LLC			4	100%	4
FLORIDA HOSPITAL ALTAMONTE		2	2	50%	4
NEMOURS CHILDREN'S CLINIC			4	100%	4
DOTHAN PEDIATRIC CLINIC			4	100%	4
GENEVA GENERAL HOSPITAL LABORATORY		3	1	25%	4
MC DIAGNOSTIC OF CONNECTICUT, PC # 257		3	1	25%	4
PRL NYC PANDEMIC RESPONSE LAB			4	100%	4
SONIC REFERENCE LABORATORY			4	100%	4
MEDEXPRESS - NEWARK		4			4
MEDEXPRESS URGENT CARE - LOGAN		4			4
THONOTOSASSA COMMUNITY HEALTH CENTER		1	3	75%	4
HAMPTON ALF AT 24TH ROAD LLC			4	100%	4
ADVENTHEALTH MEDICAL GROUP MULTISPECIALTY			4	100%	4
DEPARTMENT OF HEALTH/ NEW YORK			4	100%	4
MC DIAGNOSTIC OF CONNECTICUT, PC #1043		4			4
LAKE CONWAY URGENT CARE LLC		2	2	50%	4
WHITE WILSON MEDICAL CENTER NEPHROLOGY			4	100%	4
Advanced Care Center			4	100%	4
MARSHALL MEDICAL CENTER SOUTH LAB		3	1	25%	4
BIRMINGHAM VAMC		1	3	75%	4
LAKE FOREST PARK OP CO LLC		4			4
DEPARTMENT OF PATHOLOGY ROME MEMORIAL		3	1	25%	4
PALM BEACH CANCER INSTITUTE			4	100%	4
APEX CLINICAL LABORATORIES INC		3			3
WELLMED AT APOLLO BEACH BLVD		1	2	67%	3

# COVID-19: testing by laboratory

Data through Jan 21, 2021 verified as of Jan 22, 2021 at 10:25 AM

Data in this report are provisional and subject to change.

The numbers in the table below represent the number of Florida and non-Florida residents for whom test results were received by the Department of Health. A person can be tested by more than one laboratory and can have both positive and negative results. **Therefore, the sum of the numbers in each column will be larger than the total number of people tested.**

Reporting lab	Inconclusive	Negative	Positive	Percent positive	Total
ELITE PRIMARY CARE OF WAYCROSS			3	100%	3
Enterprise Health and Rehabilitation Center		3			3
NORTHCREST MEDICAL CENTER		1	2	67%	3
RICHMOND CITY DEPARTMENT OF PUBLIC HEALTH			3	100%	3
FLORIDA DEPARTMENT OF HEALTH IN MIAMI DADE COUNTY		2	1	33%	3
MEDEXPRESS URGENT CARE-HERSHEY		2	1	33%	3
ACCESS HEALTH CARE		2	1	33%	3
ESTERO FIRE RESCUE		3			3
AMERICAN SCIENTIFIC LABORATORIES LLC			3	100%	3
BROOKDALE NEW PORT RICHEY			3	100%	3
ALLIANCE FOR MULTISPECIALTY RESEARCH		3			3
MEDEXPRESS URGENT CARE MARTINSBURG		2	1	33%	3
HIALEAH SHORES NURSING AND		2	1	33%	3
MINUTECLINIC DIAGNOSTIC MED GRP OF CA		3			3
CORTLAND REGIONAL MEDICAL CENTER		3			3
MOBIL LAB FOR ALL INC		3			3
BRADENTON PHYSICIAN MEDICAL CENTER			3	100%	3
GARCIA MORALES NELSON			3	100%	3
QUATRACOR PLLC		3			3
Cleveland Clinic Weston			3	100%	3
MEDEXPRESS URGENT CARE GREENSBURG		2	1	33%	3
MONTANA DEPARTMENT OF PUBLIC HEALTH & HUMAN SERVICES			3	100%	3
WILSON PEDIATRICS			3	100%	3
MEDEXPRESS URGENT CARE - SUMMERSVILLE, WEBSTER RD		3			3
FRESENIUS MEDICAL CARE			3	100%	3
ST LUKES HOSPITAL LABORATORY		2	1	33%	3
LITTLE SPURS PEDIATRIC URGENT CARE		1	2	67%	3
TARRANT COUNTY PUBLIC HEALTH		3			3
CVS TN5671POCT MARYVILLE		2	1	33%	3
DIXIE COUNTY EMERGENCY SERVICES			3	100%	3
ADVENT HEALTH - TIMBERRIDGE ER		2	1	33%	3
MINUTECLINIC, LLC #1431		2	1	33%	3
VELOCITY CARE			3	100%	3
ABBOTT DIAGNOSTICS			3	100%	3
BETTERMED URGENT CARE			3	100%	3
MINUTE CLINIC DIAGNOSTIC OF TN PC #64		3			3
CONSOLIDATED LABORATORY SERVICES			3	100%	3
OHIO CVS STORES		3			3
CELEBRATION PEDIATRICS PA			3	100%	3
EMORY BENNETT VETERANS NURSING HOME		3			3
BOLING, STEPHANIE		3			3
URGENT DOC - URGENT CARE CLINIC			3	100%	3
OPENTRONS PRL		2	1	33%	3
FELICIDAD MEDICAL CENTER INC			3	100%	3
OCCUPATIONAL HEALTH CENTERS OF THE SOUTHWEST PA		3			3
JOHNNIE RUTH CLARKE LAB			3	100%	3

# COVID-19: testing by laboratory

Data through Jan 21, 2021 verified as of Jan 22, 2021 at 10:25 AM

Data in this report are provisional and subject to change.

The numbers in the table below represent the number of Florida and non-Florida residents for whom test results were received by the Department of Health. A person can be tested by more than one laboratory and can have both positive and negative results. **Therefore, the sum of the numbers in each column will be larger than the total number of people tested.**

Reporting lab	Inconclusive	Negative	Positive	Percent positive	Total
SEMINOLE FAMILY HEALTH CENTER		3			3
MEDEXPRESS URGENT CARE - WICHITA, S SENECA ST		1	2	67%	3
SHANDS AT LAKE SHORE LAB		1	2	67%	3
ST. LUKE'S HOSPITAL - BETHLEHEM CAMPUS		1	2	67%	3
TREASURE COAST PEDIATRICS PA			3	100%	3
JACKSON SOUTH COMMUNITY HOSPITAL LAB			3	100%	3
VIRGINIA DIVISION OF CONSOLIDATED LABORATORIES			3	100%	3
VIRTUA MEMORIAL HOSPITAL BURLINGTON COUNTY		1	2	67%	3
CVS TN5601POCT LENOIR CITY		3			3
UNIVERSITY OF MIAMI / SCCC RESEARCH LABORATORY			3	100%	3
SUN TERRACE HEALTH CARE CENTER			3	100%	3
UNIVERSITY OF MICHIGAN		2	1	33%	3
CVS TX7821POCT LEAGUE CITY		3			3
LIFEHOPE LABS			3	100%	3
COOPER UNIVERSITY HOSPITAL LABORATORY		2	1	33%	3
NORTHWEST FLORIDA CLINICAL LAB		1	2	67%	3
SURETOX LABORATORY LLC		2	1	33%	3
UNIVERISTY OF MIAMI			3	100%	3
MERCY URGENT CARE			3	100%	3
PEDIATRICS BY THE SEA JOG RD OFFICE			3	100%	3
Westside Terrace		3			3
ADVANCED PEDIATRICS			3	100%	3
BROOKDALE SENIOR LIVING			3	100%	3
LEWIS COUNTY MANOR		3			3
MEDEXPRESS URGENT CARE-PASADENA		3			3
Broadview Multi-Care Center		3			3
VILLAGES HEALTH, THE		3			3
GONZALEZ MD AND ASWAD MD HEALTH SERVICES			3	100%	3
State Lab Unspecifd			3	100%	3
KEY WEST URGENT CARE, INC		3			3
CVS MINUTE CLINIC DIAG OF IND LLC #5206		2	1	33%	3
BARONESS ERLANGER HOSPITAL		3			3
WINDER NURSING INC DBA WINDER HEALTH CARE		3			3
VICAR'S LANDING NURSING HOME		2	1	33%	3
COMMUNICABLE DISEASE CONTROL/PUBLIC HEALTH EMERGENCY PREPAREDNESS			3	100%	3
THE CLINIC OF PEDIATRICS & GI MEDICINE, INC			3	100%	3
ADVICE FOR OPTIMAL WELLNESS, INC			3	100%	3
CTRS			3	100%	3
FLORIDA HOSPITAL LABORATORIES		3			3
AVANTE INVERNESS		1	2	67%	3
CAREWELL URGENT CARE			3	100%	3
RAPID CITY RUGENT CARE			3	100%	3
KISSIMMEE URGENT CARE		3			3
COASTAL LABORATORIES OF FLORIDA			3	100%	3
Life Care Center of Citrus County		2	1	33%	3
COVID PROCESSING SITE			3	100%	3

# COVID-19: testing by laboratory

Data through Jan 21, 2021 verified as of Jan 22, 2021 at 10:25 AM

Data in this report are provisional and subject to change.

The numbers in the table below represent the number of Florida and non-Florida residents for whom test results were received by the Department of Health. A person can be tested by more than one laboratory and can have both positive and negative results. **Therefore, the sum of the numbers in each column will be larger than the total number of people tested.**

Reporting lab	Inconclusive	Negative	Positive	Percent positive	Total
HOUSTON METHODIST HOSPITAL			3	100%	3
JOHN T MACKAY MD			3	100%	3
LONG ISLAND UNIVERSITY - POST CAMPUS		3			3
ST. PETERSBURG PEDIATRICS			3	100%	3
CRANES VIEW LODGE			3	100%	3
MEDEXPRESS URGENT CARE-CHIPPEWA		2	1	33%	3
MEDICAL CENTER OF THE ROCKIES			3	100%	3
HEALTHCARE NETWORK OF SOUTHWEST FLORIDA			3	100%	3
HUNT CLUB MEDICAL CARE			3	100%	3
ESCO DRUG CO INC		3			3
HARLEM HOSPITAL CENTER		3			3
ORLANDO REGIONAL HEALTH SERVICES		1	2	67%	3
GAINESVILLE PEDIATRIC ASSOCIATES			3	100%	3
NOVANT HEALTH PRESBYTERIAN		2	1	33%	3
MEDEXPRESS URGENT CARE - TULSA, S YALE AVE		3			3
LINCOLN MEDICAL CENTER		3			3
MEDEXPRESS URGENT CARE, CHAMBERSBURG		2	1	33%	3
Kroger 635 - The Little Clinic Dacula		3			3
REGIONAL MEDICAL LAB			3	100%	3
THOMAS LANGLEY			3	100%	3
HELIX LW UC		1	2	67%	3
MEDEXPRESS URGENT CARE - WALDORF, CRAIN HWY		3			3
ADRIANA M CASTRO MD PA		3			3
SCHIFF CENTER FOR LIVER DISEASES		1	2	67%	3
Rutgers Health Rwj University Hospital - Laboratory		2	1	33%	3
MINUTECLINIC DIAGNOSTIC OF NORTH CAROLINA PC #7054		3			3
FHPG FAMILY MEDICAL CENTER OF TAMPA BAY		1	2	67%	3
Gulfport Rehabilitation Center			3	100%	3
ROANE MEDICAL CENTER		2	1	33%	3
STRINGFELLOW MEMORIAL HOSPITAL		3			3
SUMNER REGIONAL MEDICAL CENTER		2	1	33%	3
CVS TN2179POCT MURFREESBORO		3			3
Nashville Central Laboratory		3			3
ADVENTHEALTH SEBRING- INFECTION CONTROL DEPARTMENT			3	100%	3
MORGAN STANLEY HEALTH CENTER		3			3
Mill Valley Care Center		3			3
MINUTECLINIC, LLC #5707		3			3
ALOHA HOME CARE LLC DBA ACCENTCARE HOME HEALTH OF		3			3
FLORIDA MENTOR-POINT WEST CLUSTER		3			3
PINELLAS POINT NURSING AND REHAB			3	100%	3
BEEBE MEDICAL CENTER LABORATORY		3			3
ORLANDO CLINICAL RESEARCH CENTER		3			3
YORK HOSPITAL - LABORATORY			3	100%	3
TIFTON CARECONNECT URGENT CARE			3	100%	3
MANORCARE NURSING & REHABILITATION CENTER-NAPLES		3			3
PEDIATRICS AND ADOLESCENT MEDICINE		2	1	33%	3

# COVID-19: testing by laboratory

Data through Jan 21, 2021 verified as of Jan 22, 2021 at 10:25 AM

Data in this report are provisional and subject to change.

The numbers in the table below represent the number of Florida and non-Florida residents for whom test results were received by the Department of Health. A person can be tested by more than one laboratory and can have both positive and negative results. **Therefore, the sum of the numbers in each column will be larger than the total number of people tested.**

Reporting lab	Inconclusive	Negative	Positive	Percent positive	Total
LIFE CARE CENTER OF SKAGIT VALLEY		3			3
COVENANT PEDIATRICS		1	2	67%	3
MINUTE CLINIC LLC #5706		2	1	33%	3
MONROE COUNTY DEPT OF PUBLIC HEALTH ST		3			3
FLORIDA GASTROENTEROLOGY ASSOCIATES PA		3			3
CVS MINUTE CLINIC DIAGNOSTIC OF TEXAS		3			3
JUPITER CLINIC			3	100%	3
HAVEN CUSTEAD CARE CENTER			3	100%	3
MINUTECLINIC DIAG OF IND, LLC #6483		1	2	67%	3
MINUTECLINIC DIAGNOSTIC OF TEXAS LLC		2	1	33%	3
NITIN BAWA PROFESSIONAL ASSOCIATES			3	100%	3
FAMILY MEDICINE MEDICAL DRIVE		3			3
CENTRAL DUPAGE HOSPITAL			3	100%	3
GULF COAST PEDIATRICS OF SARASOTA PA		1	2	67%	3
Centrastate Medical Center		2	1	33%	3
ST. PETERSBURG PEDIATRICS- 38TH AVENUE			3	100%	3
PALM BAY URGENT CARE PL		1	2	67%	3
BETH ISRAEL MEDICAL CENTER LABS		3			3
HILLVIEW LABORATORY			3	100%	3
ERIE COUNTY PUBLIC HEALTH CLINICAL		3			3
PHYSICIANS URGENT CARE BERRY FARMS		2	1	33%	3
MINUTECLINIC DIAGNOSTIC OF MICHIGAN, P		3			3
Rosedale Green		3			3
INSPIRA MEDICAL CENTER VINELAND LAB		2	1	33%	3
OHIO DEPARTMENT OF HEALTH LABORATORY		2	1	33%	3
SISD EMPLOYEE HEALTH CLINIC			3	100%	3
JS HEALTHCARE		2	1	33%	3
BROOKDALE OAKBRIDGE		1	2	67%	3
CVS RI1717POCT 1 CVS DR			3	100%	3
UNC HOSPITAL/MCLENDON CLINICAL LABORATORIES			3	100%	3
GENTLE HANDS MOBILE PHLEBOTOMY			3	100%	3
LOYOLA UNIVERSITY MEDICAL CENTER LABORATORY			3	100%	3
CLEARWATER		2	1	33%	3
HARBOUR ISLAND PEDIATRICS LLC			3	100%	3
TAYLOR MANOR		1	2	67%	3
NORTH NAPLES HOSPITAL RESPIRATORY THERAPY DEPARTMENT			3	100%	3
NEWSTAR MEDICAL LABORATORIES		3			3
SAVANNAH COVE		3			3
MPG JACKSONVILLE ATLANTIC BLVD		1	2	67%	3
Kroger 124 - The Little Clinic University		3			3
MED FUSION			3	100%	3
TRUE HEALTH - LAKE UNDERHILL		3			3
MAINE DEPARTMENT OF HEALTH AND HUMAN SERVICES			3	100%	3
MONTANA PUBLIC HEALTH LAB			3	100%	3
MASSASHUSETTS STATE LAB INSTITUTE		1	2	67%	3
MINUTECLINIC DIAGNOSTIC OF WISCONSIN,		3			3

# COVID-19: testing by laboratory

Data through Jan 21, 2021 verified as of Jan 22, 2021 at 10:25 AM

Data in this report are provisional and subject to change.

The numbers in the table below represent the number of Florida and non-Florida residents for whom test results were received by the Department of Health. A person can be tested by more than one laboratory and can have both positive and negative results. **Therefore, the sum of the numbers in each column will be larger than the total number of people tested.**

Reporting lab	Inconclusive	Negative	Positive	Percent positive	Total
FAMILY TREE MEDICAL GROUP PA		2	1	33%	3
HNL LAB MEDICINE		2	1	33%	3
ADVENT HEALTH MEDICAL GROUP FAMILY MEDICINE			3	100%	3
WALGREENS #07502		3			3
PUBLIC HEALTH TRUST OF MIAMI DADE COUNTY			3	100%	3
GREATER MOBILE URGENT CARE - SPRINGHILL			3	100%	3
WEST TN HEALTH MED NORTH		3			3
MINUTECLINIC DIAG OF IND LLC #6840		3			3
LUVERNE HEALTH AND REHABILITATION		3			3
CUMBERLAND MEDICAL CENTER INC		3			3
PEDIATRICS IN BREVARD-COCOA BEACH		2	1	33%	3
CARENOW-ATASCOCITA			3	100%	3
ORCHID COVE DAYTONA			3	100%	3
EMERALD COAST CENTER			3	100%	3
IOWA DEPARTMENT OF PUBLIC HEALTH			3	100%	3
AVANTE AT ORMOND BEACH INC			3	100%	3
HELIX MEDICAL CENTERS		1	2	67%	3
PATIENT FIRST - ALLENTOWN			3	100%	3
NEMOURS CHILDRENS PRIMARY CARE MAITLAND			3	100%	3
BRANDON REGIONAL EMERGENCY CTR			3	100%	3
ADVENT HEALTH - WESTCHASE ER			3	100%	3
MINUTECLINIC DIAGNOSTIC OF WISCONSIN, LLC		3			3
SIGNATURE URGENT CARE			3	100%	3
BRENTWOOD SENIOR LIVING AT ST PETE			3	100%	3
Greystone Health Care Center		3			3
PATHOLOGY REFERENCE LAB LLC			3	100%	3
LEE CONVENIENT CARE AT SUMMERLIN			3	100%	3
HARBORCHASE OF STUART			3	100%	3
CVS OH6123POCT CINCINNATI		2	1	33%	3
ACL LABORATORIES INDUSTRIAL TOXICOLOGY			3	100%	3
MEDEXPRESS-HOUSTON EAST FWY		1	2	67%	3
MEDEXPRESS URGENT CARE - RICHMOND, W BROAD ST		3			3
NORTHERN LIGHT LABORATORY		1	2	67%	3
NORTH PINELLAS CHILDRENS MEDICAL CENTER INC			3	100%	3
THE WINDSOR OF OCALA			3	100%	3
PINELLAS PARK HEALTH CENTER - PINELLAS CHD		1	2	67%	3
MONTEFIORE MEDICAL CENTER LABS MONTEFIORE		2	1	33%	3
FLORIDA HOSPITAL PHYSICIANS GROUP		1	2	67%	3
LEXINGTON MEDICAL CENTER		1	2	67%	3
LAURELLWOOD NURSING CENTER		1	2	67%	3
CVS OH3393POCT AURORA		2	1	33%	3
MAYO		1	2	67%	3
MEDFIRST URGENT CARE			3	100%	3
BAPTIST OUTPATIENT SERVICES			3	100%	3
PPD - IXLAYER		3			3
SUMMIT MEDICAL GROUP - WEST ORANGE		3			3

# COVID-19: testing by laboratory

Data through Jan 21, 2021 verified as of Jan 22, 2021 at 10:25 AM

Data in this report are provisional and subject to change.

The numbers in the table below represent the number of Florida and non-Florida residents for whom test results were received by the Department of Health. A person can be tested by more than one laboratory and can have both positive and negative results. **Therefore, the sum of the numbers in each column will be larger than the total number of people tested.**

Reporting lab	Inconclusive	Negative	Positive	Percent positive	Total
US SPECIALTY LABS			3	100%	3
TMH PHYSICIAN PARTNERS BLOUNTSTOWN			3	100%	3
STATCARE URGENT & WALK IN MEDICAL CARE		2	1	33%	3
MEASE CONTINUING CARE		1	2	67%	3
NORTHSIDE HOSPITAL ATLANTA		3			3
GLADES COUNTY DETENTION CENTER			3	100%	3
AUSTIN PUBLIC HEALTH			3	100%	3
GROVES CENTER			3	100%	3
FHPG TAMPA PRIMARY CARE			3	100%	3
PROHEALTH PRIMARY CARE - GLEN OAKS		3			3
MEDEXPRESS URGENT CARE- FORT WORTH N T		3			3
NORTH DAKOTA DEPT OF HEALTH MICROBIOLOGY		1	2	67%	3
MEDICAL CENTER ENTERPRISE			3	100%	3
Magnolia Health and Rehab Center			3	100%	3
CELEBRATION PEDIATRICS			3	100%	3
MEDEXPRESS URGENT CARE-SCOTT TOWNSHIP		3			3
ANN STORCK CENTER INC		3			3
UNIVERSITY OF KANSAS MEDICAL CENTER			3	100%	3
Bethany Health and Rehab		3			3
LIZS ADULT CARE		3			3
NEOGENOMICS LABORATORIES, INC		3			3
SPARROW CENTRAL LAB			3	100%	3
MEDLAB INC		3			3
MEDEXPRESS URGENT CARE - WAXAHACHIE, N HIGHWAY 77		1	2	67%	3
CALIFORNIA DEPARTMENT OF PUBLIC HEALTH			3	100%	3
DOCTORS HOSPITAL RENAISSANCE			3	100%	3
LOUISIANA DEPT. OF HEALTH AND HOSPITALS-INFECTIOUS DISEASE EPI SECTION			3	100%	3
PRISMA HEALTH MIDLANDS			3	100%	3
MEDEXPRESS URGENT CARE - WHEELING		2	1	33%	3
UNITY HEALTH AND REHABILITATION CENTER			3	100%	3
TIEHH BIOTERRORISM RESPONSE LAB			3	100%	3
Hunterdon Medical Center Laboratory		3			3
NYC PUBLIC HEALTH LABS			3	100%	3
ROAN DRUG COMPANY LLC		3			3
ADVANCED PEDIATRICS OF BOCA LLC			3	100%	3
CAMPAZZI CONCIERGE MEDICAL SERVICES		2	1	33%	3
OPTUM PRIMARY CARE - SILVER LAKES			3	100%	3
ASPEN VALLEY HOSPITAL			3	100%	3
MARION COUNTY FIRE RESCUE		3			3
ADVENT HEALTH - CENTRAL PASCO ER			3	100%	3
NORTH SHORE HOSP. INFECTION CONTROL			3	100%	3
MINUTECLINIC, LLC, DBA MINUTECLINIC #6		3			3
COMMUNITY MEDICAL CENTER			3	100%	3
CVS HEALTH MINUTE CLINIC			3	100%	3
MEADOWS AT CYPRESS GARDENS, THE		3			3
PREMIER CLINICAL RESEARCH INSTITUTE INC			3	100%	3

# COVID-19: testing by laboratory

Data through Jan 21, 2021 verified as of Jan 22, 2021 at 10:25 AM

Data in this report are provisional and subject to change.

The numbers in the table below represent the number of Florida and non-Florida residents for whom test results were received by the Department of Health. A person can be tested by more than one laboratory and can have both positive and negative results. **Therefore, the sum of the numbers in each column will be larger than the total number of people tested.**

Reporting lab	Inconclusive	Negative	Positive	Percent positive	Total
MINUTECLINIC, DIAGNOSTIC OF TEXAS, LL		3			3
ALLIED PHYSICIANS GROUP PLLC		3			3
ASCENDI HOME HEALTH AGENCY INC			3	100%	3
PARRISH MEDICAL CENTER-WAIVED TESTING		3			3
MINUTECLINIC DIAGNOSTIC OF SC, LLC #7		2	1	33%	3
WINTER PARK INTERNAL MEDICINE MD PA		2	1	33%	3
RIVER CITY MEDICAL ASSOCIATES INC			3	100%	3
BAPTIST PRIMARY CARE, INC.		2	1	33%	3
ADVANCED HEART CARE OF SOUTH FLORIDA		3			3
HEALTHQUEST, INC		2	1	33%	3
PALMS WEST HOSPITAL			3	100%	3
MINUTECLINIC, LLC #4682		2	1	33%	3
ST MARYS MEDICAL CENTER			3	100%	3
QUICK CARE MED WALK IN AND URGENT CARE			3	100%	3
MINUTECLINIC DIAGNOSTIC MED GRP OF SAN		3			3
SIGNATURE CARE PFLUGERVILLE			3	100%	3
MOULTRIE CREEK NURSING AND REHAB			3	100%	3
PREMIER FAMILY AND SPORTS MEDICINE		2	1	33%	3
ASSOCIATES IN MEDICINE		1	2	67%	3
CVS MINUTE CLINIC DIAGNOSTIC		3			3
REELFOOT FAMILY WALK IN CLINIC		2	1	33%	3
SARASOTA PERSONAL MEDICINE		2	1	33%	3
FLORIDA MEDICAL ASSOCIATES LLC			3	100%	3
PROMPT CARE OF CENTRAL FLORIDA LLC			3	100%	3
SOFTLAB			3	100%	3
MEDEXPRESS URGENT CARE - NORTH LITTLE		2	1	33%	3
FLAGLER FAMILY MEDICINE PA			3	100%	3
MEDFUSION		2	1	33%	3
STONE CLINICAL LABORATORIES OF FL LLC		3			3
SUNRISE SENIOR LIVING OF JACKSONVILLE			3	100%	3
ALLIANCE PEDIATRICS PA			3	100%	3
NORTH BROWARD HOSPITAL DISTRICT HEALTHCARE FOR THE HOMELESS			3	100%	3
IVY CREEK URGENT CARE OF ENTERPRISE			3	100%	3
CROSSVILLE MEDICAL GROUP		1	2	67%	3
MEDEXPRESS URGENT CARE SHADYSIDE		3			3
Lakeview Village		3			3
LEESBURG COMMUNITY HEALTH CENTERS			3	100%	3
SPRING LAKE REHABILITATION CENTER			3	100%	3
MEDICAL UNIVERSITY SC HOSPITAL			3	100%	3
CULLMAN REGIONAL URGENT CARE		2	1	33%	3
MUNSON MEDICAL CENTER			3	100%	3
CVS NC3516POCT WINSTON SALEM		3			3
LISTENING DOCTOR PLLC, THE			3	100%	3
MEDEXPRESS URGENT CARE - WILKES BARRE		2	1	33%	3
SSM HEALTH ST LOUIS MICROBIOLOGY LABORATORY		1	2	67%	3
GYN PATH SERVICES			3	100%	3

# COVID-19: testing by laboratory

Data through Jan 21, 2021 verified as of Jan 22, 2021 at 10:25 AM

Data in this report are provisional and subject to change.

The numbers in the table below represent the number of Florida and non-Florida residents for whom test results were received by the Department of Health. A person can be tested by more than one laboratory and can have both positive and negative results. **Therefore, the sum of the numbers in each column will be larger than the total number of people tested.**

Reporting lab	Inconclusive	Negative	Positive	Percent positive	Total
SOUTH COUNTY MENTAL HEALTH CENTER INC			3	100%	3
Gulf Shore Care Center			3	100%	3
MICHIGAN HEALTH CLINIC LABORATORIES		2	1	33%	3
WHEELER LABORATORY		2	1	33%	3
MINUTECLINIC LLC (1435)		3			3
Bainbridge Health and Rehab		3			3
LAHEY CLINIC MEDICAL CENTER			3	100%	3
BNC Medical Investors, LLC Berrien Nursing & Rehabilitation Center		3			3
MORTON PLANT NORTH BAY HOSPITAL			3	100%	3
QUEST DIAGNOSTICS PSC			3	100%	3
HAVEN HOSPICE IN CHIEFLAND			3	100%	3
WATSON THERAPEUTICS INC			3	100%	3
TERENCE B MITCHELL MD, INC			3	100%	3
MINUTECLINIC DIAG OF IND, LLC #2387		3			3
MINUTECLINIC DIAGNOSTIC OF TN PC #240		3			3
WYOMING DEPT OF HEALTH			3	100%	3
CVS GA2470POCT CANTON		3			3
INDIANA STATE DEPARTMENT OF HEALTH LABORATORIES			3	100%	3
ALLIANCE LABS @LRMC			3	100%	3
THE PATHOLOGY LABORATORY		1	2	67%	3
SMOKY MOUNTAIN URGENT CARE AND FAMILY MEDICINE CENTER			3	100%	3
MINUTECLINIC DIANOSTIC OF VIRGINIA, LL		2	1	33%	3
RUSSELL MEDICAL CENTER		2	1	33%	3
FAMILY TREE DNA			3	100%	3
FAMILY MEDICINE AT WINTER PARK			3	100%	3
MARYLAND STATE DEPT OF HEALTH	2		1	33%	3
SENTARA NORFOLK GENERAL HOSPITAL CENTRAL LAB			3	100%	3
PM PEDIATRICS OF SELDEN PLLC		3			3
TMH PHYSICIAN PARTNERS SOUTHWOOD			3	100%	3
MEDIC INFUSION PA		3			3
TAMPA		1	2	67%	3
ADVANCED URGENT CARE OF MARATHON			3	100%	3
RHEA MEDICAL CENTER		3			3
MINUTE CLINIC DIAGNOSTIC OF SOUTH CAROLINA		2	1	33%	3
DACH MAIN LAB			3	100%	3
CULLMAN REGIONAL MEDICAL CENTER		2	1	33%	3
NC STATE LABORATORY OF PUBLIC HEALTH		3			3
OHIO HEALTH DOCTORS HOSPITAL			3	100%	3
FLORIDA LABORATORY ANALYSIS, LLC			3	100%	3
PBC FIREFIGHTER BENEFIT FUND WELLNESS CENTER		1	2	67%	3
TUFTS MEDICAL CENTER			3	100%	3
MINUTECLINIC LLC #5176			3	100%	3
ONslow MEMORIAL HOSPITAL LABORATORY		3			3
TERRACE OF ST CLOUD, THE		2	1	33%	3
MEDEXPRESS URGENT CARE, BELLE VERNON		3			3
MID FLORIDA CLINICAL LABORATORY		2	1	33%	3

# COVID-19: testing by laboratory

Data through Jan 21, 2021 verified as of Jan 22, 2021 at 10:25 AM

Data in this report are provisional and subject to change.

The numbers in the table below represent the number of Florida and non-Florida residents for whom test results were received by the Department of Health. A person can be tested by more than one laboratory and can have both positive and negative results. **Therefore, the sum of the numbers in each column will be larger than the total number of people tested.**

Reporting lab	Inconclusive	Negative	Positive	Percent positive	Total
MINUTECLINIC DIAGNOSTIC OF OHIO #3407		3			3
MEDEXPRESS URGENT CARE-ARLINGTON		2	1	33%	3
BAYCARE MEDICAL GROUP, INC		3			3
VA OUTPATIENT CLINIC-NEW PORT RICHEY			3	100%	3
MINUTECLINIC, LLC #7139		3			3
SANFORD MOBILE LAB			3	100%	3
CVS SC3838POCT ANDERSON		3			3
PENSACOLA PEDIATRICS PA - TIGER POINT			3	100%	3
FIRST CARE - MIDDLESBORO			3	100%	3
HARBOUR'S EDGE		2	1	33%	3
CORTLAND COUNTY HEALTH DEPARTMENT		3			3
CARESPOT-WELLINGTON			3	100%	3
MINUTECLINIC DIAGNOSTIC OF RHODE ISLAN		3			3
FOX FAMILY PRACTICE		3			3
EXETER HOSPITAL		3			3
SCIENTIFIC LABORATORY DIVISION			3	100%	3
MINUTECLINIC, LLC #05814		3			3
MEDICAL SERVICES OF AMERICA HOME HEALTH		3			3
SUMTER COUNTY HEALTH DEPARTMENT			3	100%	3
PROPATH			3	100%	3
ALABAMA DEPT PUBLIC HEALTH			3	100%	3
BIG BEND CARES, INC		3			3
CGH MEDICAL CENTER			3	100%	3
NEMOURS CHILDRENS PRIMARY CARE HORIZON WEST			3	100%	3
CARENOW URGENT CARE - CENTRAL AUSTIN			3	100%	3
USCG SECTOR ST PETE		1	2	67%	3
PLAINVIEW PRIMARY CARE		3			3
DEACONESS HOSPITAL			3	100%	3
MINUTECLINIC DIAGNOSTIC OF OHIO #7790		1	2	67%	3
UK HEALTHCARE			2	100%	2
WISE HEALTH SYSTEM		1	1	50%	2
PALMETTO FAMILY HEALTH CENTER			2	100%	2
CVS TX10140POCT THE WOODLANDS		2			2
BOONES CREEK URGENT CARE		1	1	50%	2
Fort Gaines Health and Rehab		2			2
SUNBRIDGE CARE & REHAB FOR DECATUR		2			2
MERCY CONVENIENT CARE			2	100%	2
MAIN STREET MEDICAL CENTERS		2			2
DASCENA, INC			2	100%	2
CVS PA7132POCT THORNDALE		2			2
FRESENIUS KIDNEY CARE DUNEDIN			2	100%	2
CLINICAL PATHOLOGY LABORATORIES			2	100%	2
NATIONWIDE LABORATORY SERVICES		1	1	50%	2
CVS OH2543POCT CANFIELD		2			2
ST. ELIZABETH HEALTHCARE			2	100%	2
BIOMAT USA			2	100%	2

# COVID-19: testing by laboratory

Data through Jan 21, 2021 verified as of Jan 22, 2021 at 10:25 AM

Data in this report are provisional and subject to change.

The numbers in the table below represent the number of Florida and non-Florida residents for whom test results were received by the Department of Health. A person can be tested by more than one laboratory and can have both positive and negative results. **Therefore, the sum of the numbers in each column will be larger than the total number of people tested.**

Reporting lab	Inconclusive	Negative	Positive	Percent positive	Total
MEMORIAL HERMANN CONSOLIDATED LABORATORY SERVICES			2	100%	2
MINUTE CLINIC INCORPORATE		2			2
CREATIVE HEALTH CENTER			2	100%	2
MEDEXPRESS URGENT CARE-SELINGSGROVE		2			2
DALLAS VA MEDICAL CENTER - VA NORTH TEXAS HEALTH CARE SYSTEM			2	100%	2
JOHN D. ARCHBOLD MEM. HOSPITAL			2	100%	2
MINUTECLINIC DIAG OF IND, LLC #10190		2			2
MEMORIAL HERMANN			2	100%	2
PREMIER MEDICAL LABORATORY			2	100%	2
FLORIDA MEDICAL CLINIC -INTERNAL MED DADE CITY			2	100%	2
ARCPPOINT LABS OF ALTAMONTE SPRINGS			2	100%	2
AKRON GENERAL MEDICAL CENTER MAIN		2			2
STPET		1	1	50%	2
MINUTECLINIC, LLC (CLINIC 10928)		2			2
SV DIAGNOSTIC LAB			2	100%	2
SOMA MEDICAL CENTER MD PA #7 ATTN PEDIATRICS			2	100%	2
MAGNOLIA ADULT, LLC			2	100%	2
TGH Brandon Healthplex Laboratory			2	100%	2
HUMILITY OF MARY HEALTH PARTNERS			2	100%	2
DEPT OF HEALTH			2	100%	2
CHAPPEL GROUP RESEARCH, THE		2			2
FLORIDA PRIMARY CARE CENTER PA		2			2
441 URGENT CARE-MULBERRY			2	100%	2
UNIVERSITY OF MARYLAND MEDICAL CENTER			2	100%	2
Kroger 619 - The Little Clinic Hendersonville Indian Lake		2			2
EASTERN FLORIDA STATE COLLEGE - PALM BAY CAMPUS□			2	100%	2
IN AND OUT URGENT CARE			2	100%	2
BRITO MEDICAL CENTER			2	100%	2
CVS MINUTE CLINIC DIAGNOSTIC OF KANSAS, PA		2			2
PALM BAY COMMUNITY OUTPATIENT CLINIC		2			2
MEDEXPRESS URGENT CARE-CLOQUET		2			2
CELEBRATION PRIMARY CARE ASSOCIATES LLC		2			2
WARD MEMORIAL HOSPITAL		2			2
MINUTECLINIC DIAGNOSTIC PA #7110		2			2
URGENT CARE AND SURGERY CENTER			2	100%	2
Village on the Green			2	100%	2
BAYLOR COLLEGE OF MEDICINE			2	100%	2
JUPITER INTERNAL MEDICINE AND ASSOCIATES			2	100%	2
VICTORIAN MANOR			2	100%	2
MD NOW URGENT CARE CENTER INC.			2	100%	2
DIAGNOSTIC & MEDICAL SPECIALISTS OF GREENWICH		2			2
Luther Acres Manor		2			2
FLORIDA MEDICAL CENTER OF CLEARWATER		2			2
Gracemore Nursing and Rehab		2			2
FAMILY FIRST PEDIATRICS			2	100%	2
AMERICAN MEDICAL LABORATORIES			2	100%	2

# COVID-19: testing by laboratory

Data through Jan 21, 2021 verified as of Jan 22, 2021 at 10:25 AM

Data in this report are provisional and subject to change.

The numbers in the table below represent the number of Florida and non-Florida residents for whom test results were received by the Department of Health. A person can be tested by more than one laboratory and can have both positive and negative results. **Therefore, the sum of the numbers in each column will be larger than the total number of people tested.**

Reporting lab	Inconclusive	Negative	Positive	Percent positive	Total
LEE PHYSICIAN GROUP		1	1	50%	2
MIDWAY SPECIALTY CARE RX LLC			2	100%	2
SPECIALTY LABORATORIES			2	100%	2
BAYFRONT FAMILY HEALTH CENTER			2	100%	2
POMONA VALLEY COMMUNITY HOSPITAL			2	100%	2
VOLUNTEERS OF AMERICA OF FLORIDA			2	100%	2
SACRED HEART HOSPITAL ON THE EMERALD			2	100%	2
CLINICA HISPANIA			2	100%	2
MINUTECLINIC, LLC #07852		2			2
CVS MN1751POCT MAPLEWOOD		2			2
COOK HOSPITAL AND CARE CENTER		1	1	50%	2
MAJESTIC GUARDIANS			2	100%	2
LABRADOR PRIMARY CARE CENTER			2	100%	2
PUBLIC HEALTH LABORATORY	1		1	50%	2
RIVERSIDE METHODIST HOSPITAL LAB			2	100%	2
UW HOSPITAL AND CLINICS		1	1	50%	2
MINUTE CLINIC LLC # 2033		1	1	50%	2
ONE MEDICAL GROUP		1	1	50%	2
HOLY TRINITY PHARMACY LLC		2			2
Kroger 739 - The Little Clinic La Grange Road		2			2
Hartwell Health and Rehabilitation		2			2
CORNERSTONE PEDIATRICS			2	100%	2
MEDEXPRESS URGENT CARE NORWIN		2			2
GULF COAST MEDICAL CENTER RESPIRATORY CARE			2	100%	2
SOUTHERN SURGICAL ARTS		2			2
MEDEXPRESS URGENT CARE - JEANNETTE		2			2
VALLEY BAPTIST MEDICAL CENTER: BROWNSVILLE			2	100%	2
AHC of McKenzie		2			2
CVS NJ837POCT MARLTON		2			2
INTERNAL MEDICINE & PEDIATRICS WELLNESS CENTER			2	100%	2
UT PATH			2	100%	2
JULIE STAATS DO		2			2
RIGHT AT HOME			2	100%	2
OCEAN REEF MEDICAL CENTER, LLC			2	100%	2
MADISON HOSPITAL LABORATORY			2	100%	2
MINUTECLINIC #8760		2			2
LAKEVIEW HEALTHCARE SYSTEM LLC			2	100%	2
Stillwater Healthcare		2			2
GULF COAST IMMEDIATE CARE CENTER		1	1	50%	2
MEDEXPRESS - WILMINGTON KIRKWOOD HIGHWAY		2			2
TRINITAS REGIONAL MEDICAL CENTER		1	1	50%	2
OELWEIN HEALTH CARE CENTER		2			2
EXPEDIAN URGENT CARE			2	100%	2
UNIVERSITY OF ILLINOIS HOSPITAL			2	100%	2
ADVENT HEALTH CENTRAL TEXAS		1	1	50%	2
DALLAS MEDICAL CENTER			2	100%	2

# COVID-19: testing by laboratory

Data through Jan 21, 2021 verified as of Jan 22, 2021 at 10:25 AM

Data in this report are provisional and subject to change.

The numbers in the table below represent the number of Florida and non-Florida residents for whom test results were received by the Department of Health. A person can be tested by more than one laboratory and can have both positive and negative results. **Therefore, the sum of the numbers in each column will be larger than the total number of people tested.**

Reporting lab	Inconclusive	Negative	Positive	Percent positive	Total
MCLAREN REGIONAL MEDICAL CENTER			2	100%	2
HEALTH & REHAB CTR AT DOLPHINS VIEW, THE			2	100%	2
MEDEXPRESS URGEN CARE - EAST BRUNSWICK		2			2
ALL PEDIATRIC CARE PA			2	100%	2
GULF COAST REGIONAL MEDICAL CARE		2			2
Iron County Medical Care Facility		2			2
WEST COAST PEDIATRICS			2	100%	2
MIDLAND MEMORIAL HOSPITAL			2	100%	2
ANDERSON COUNTY HOSPITAL			2	100%	2
FALCON HEALTH CENTER			2	100%	2
MATHER HOSPITAL			2	100%	2
BELLIN HOSPITAL			2	100%	2
CVS GA3766POCT DACULA		1	1	50%	2
ARLINGTON DIALYSIS CENTER LLC		2			2
SOUTH DAKOTA DEPARTMENT OF HEALTH		2			2
MURFREESBORO MEDICAL CLINIC		2			2
CHEROKEE COUNTY HEALTH AND REHAB CENTER		2			2
WINCHESTER MEDICAL CENTER			2	100%	2
MID-FLORIDA HEMATOLOGY AND ONCOLOGY CENTERS		2			2
MEMORIAL HOSPITAL OF CARBONDALE			2	100%	2
UNIVERSITY HOSPITALS OF CLEVELAND			2	100%	2
STANFORD HEALTH CARE ANATOMIC PATHOLOGY & CLINICAL LAB			2	100%	2
PM PEDIATRICS OF BAYSIDE PLLC - HOPEWELL JUNCTION		2			2
WASHINGTON STATE DEPARTMENT OF HEALTH PUBLIC HEALTH LABORATORIES			2	100%	2
SYLVAN NURSING			2	100%	2
SOUTH LAKE FAMILY HEALTH CENTER			2	100%	2
EXPRESS CARE OF THE SHOALS		1	1	50%	2
CVS MO5655POCT LIBERTY			2	100%	2
MED EXPRESS URGENT CARE PC - MARYLAND		2			2
SUNNYSIDE MANOR		2			2
ALASKA PUBLIC HEALTH LAB		1	1	50%	2
MEDICAL CENTER AT OCEAN REEF,THE		2			2
COOPER CLINIC			2	100%	2
MINUTECLINIC DIAGNOSTIC OF OHIO #2964		2			2
US LABS		2			2
ST VINCENTS AMBULATORY CARE INC DBA			2	100%	2
PruittHealth Lakehaven		2			2
CARENOW LENEXA			2	100%	2
Kroger 571 - The Little Clinic Hendersonville		1	1	50%	2
METHODIST MANSFIELD MEDICAL CENTER			2	100%	2
ADVANCED URGENT CARE LLC			2	100%	2
MEDEXPRESS URGENT CARE, LANCASTER WEST		1	1	50%	2
ST LUKES HOSPITAL			2	100%	2
MINUTECLINIC DIAGNOSTIC OF TN, PC 6304		1	1	50%	2
CRUC CMCH-COVID-19		2			2
KAILOS GENETICS INC			2	100%	2

# COVID-19: testing by laboratory

Data through Jan 21, 2021 verified as of Jan 22, 2021 at 10:25 AM

Data in this report are provisional and subject to change.

The numbers in the table below represent the number of Florida and non-Florida residents for whom test results were received by the Department of Health. A person can be tested by more than one laboratory and can have both positive and negative results. **Therefore, the sum of the numbers in each column will be larger than the total number of people tested.**

Reporting lab	Inconclusive	Negative	Positive	Percent positive	Total
BROOKS -TLC HOSPITAL SYSTEM			2	100%	2
BAY CORRECTIONAL AND REHABILITATION FACILITY			2	100%	2
ACN PHYSICIANS GROUP CORP			2	100%	2
POMERENE HOSPITAL			2	100%	2
NEMOURS CHILDREN'S PRIMARY CARE THE VILLAGES		2			2
PEDIATRIC HEALTH CARE		1	1	50%	2
SIGNATURE CARE LEWISVILLE-EMERGENCY CENTER		1	1	50%	2
Jackson Health Care Facility			2	100%	2
OPP HEALTH AND REHABILITATION		2			2
SUNCOAST TECHNICAL COLLEGE SCHOOL OF HEALTH		2			2
PHYSICIANS LABORATORY SERVICES			2	100%	2
DOCTORS MEDICAL CTR OF WALTON COUNTY			2	100%	2
PHYSICIANS MEDICAL CENTER		2			2
DASCENA LAB			2	100%	2
MINUTECLINIC DIAG OF IND LLC #1138		1	1	50%	2
CVS PA8979POCT HARRISBURG		2			2
GRAND VILLA OF NEW PORT RICHEY			2	100%	2
ELITE CARE			2	100%	2
NORTH DAKOTA VETERANS HOME		2			2
CVS GA2236POCT WOODSTOCK		2			2
DUKE HEALTH REGIONAL HOSPITAL			2	100%	2
MINUTE CLINIC DIAGNOSTIC MED GRP		2			2
CARE NOW DENTON			2	100%	2
Kroger 745 - The Little Clinic Somerset		2			2
MEDEXPRESS URGENT CARE, HERMITAGE		1	1	50%	2
QUALITY MEDICAL CARE			2	100%	2
ASSOCIATES IN UROGYNECOLOGY MD LLC		2			2
VIRGINIA DEPT OF HEALTH OFFICE OF EPIDEMIOLOGY			2	100%	2
NEW BRIDGE MEDICAL CENTER		2			2
WOMENS CARE FLORIDA LLC-LABORATORY		2			2
ACCESS LABORATORIES LLC			2	100%	2
Kings County Hospital Center			2	100%	2
HEARTLAND HOME HEALTH CARE		2			2
MARTHA A PRICE MD PA		1	1	50%	2
CITRUS PARK			2	100%	2
WISCONSIN STATE LABORATORY OF HYGIENE		1	1	50%	2
RIVER CITY MEDICAL ASSOCIATES, INC			2	100%	2
MARTIN MEDICAL CENTER INC		1	1	50%	2
PANCARE HEALTH - SNEADS ELEMENTARY			2	100%	2
VAULT HEALTH			2	100%	2
MEDEXPRESS URGENT CARE - OMAHA N 72 ST		2			2
BERGEN COUNTY SURGICAL AND ENDOSCOPY CENTER		2			2
CITY OF NEW YORK DEPARTMENT OF HEALTH			2	100%	2
BD MEDICAL SYSTEMS			2	100%	2
NATIONAL JEWISH HEALTH			2	100%	2
ST CHARLES BEND LABORATORY		1	1	50%	2

# COVID-19: testing by laboratory

Data through Jan 21, 2021 verified as of Jan 22, 2021 at 10:25 AM

Data in this report are provisional and subject to change.

The numbers in the table below represent the number of Florida and non-Florida residents for whom test results were received by the Department of Health. A person can be tested by more than one laboratory and can have both positive and negative results. **Therefore, the sum of the numbers in each column will be larger than the total number of people tested.**

Reporting lab	Inconclusive	Negative	Positive	Percent positive	Total
LABCORP OF AMERICA HOLDINGS		1	1	50%	2
Workmens Circle Multicare Center		2			2
MINUTECLINIC, LLC, DBA MINUTECLINIC #4		2			2
FLORIDA PRIMARY & SPECIALTY CARE		2			2
Lenox on the Lake			2	100%	2
SARASOTA MEDICAL CENTER			2	100%	2
FLORIDA SCHOOL FOR THE DEAF & BLIND			2	100%	2
PRECISION CLINICAL RESEARCH			2	100%	2
BAPTIST HEALTH LEXINGTON			2	100%	2
BAYLOR SCOTT & WHITE COMPREHENSIVE WOUND			2	100%	2
Timber Ridge Health Care Center			2	100%	2
HCR MANOR CARE SERVICES OF FLORIDA III INC		2			2
LEGACY LABORATORY SERVICES			2	100%	2
VANAYER HEALTHCARE AND REHAB CENTER		2			2
Kroger 853 - The Little Clinic East Broad Street		2			2
Elba Nursing and Rehabilitation Center, LLC		2			2
CVS MINUTE CLINIC DIAGNOSTIC MED GRP		2			2
WESTMINSTER SUNCOAST			2	100%	2
BEECHTREE MOLECULAR LAB LLC			2	100%	2
ORANGE COUNTY HEALTH DEPARTMENT		1	1	50%	2
BFT LAB			2	100%	2
SOUTH FLORIDA DIALYSIS CENTER			2	100%	2
TRUE HEALTH INC			2	100%	2
SIGNATURE HEALTHCARE OF MIDDLEBURG		2			2
JUST BELIEVE RECOVERY CENTER			2	100%	2
BAPTIST HOSPITAL OF MIAMI MCI BROWARD LABORATORY			2	100%	2
PHOEBE BERKS HEALTH CARE CENTER		2			2
MINUTECLINIC DIAGNOSTIC OF SC, LLC #4		2			2
JACKSON LABORATORY OF GENOMIC MEDICINE		2			2
WILSON MEMORIAL HOSPITAL			2	100%	2
PERSONAL PHYSICIAN CARE PA			2	100%	2
MEDEXPRESS URGENT CARE - SPRINGDALE, S 40TH STREET		2			2
EXCEPTIONAL EMERGENCY CENTER - AMARILLO			2	100%	2
CVS NY491POCT JACKSON HEIGHTS		2			2
CVS NJ836POCT RUNNEMEDE		2			2
MINUTECLINIC DIAG OF IND, LLC #6910		2			2
MINUTE CLINIC LLC #10203		2			2
MEDEXPRESS URGENT CARE - LINCOLN VILLA		2			2
MEDICAL CENTER LABORATORY			2	100%	2
GRAND VILLA OF MELBOURNE			2	100%	2
MINUTE CLINIC, LLC #4650		2			2
MEDICAL CITY DALLAS HOSPITAL			2	100%	2
DAYTON CHILDRENS HOSPITAL LAB			2	100%	2
ADVANCED MEDICAL OF FLORIDA			2	100%	2
CROSSTOWN PHARMACY		2			2
NEW GEN LABS			2	100%	2

# COVID-19: testing by laboratory

Data through Jan 21, 2021 verified as of Jan 22, 2021 at 10:25 AM

Data in this report are provisional and subject to change.

The numbers in the table below represent the number of Florida and non-Florida residents for whom test results were received by the Department of Health. A person can be tested by more than one laboratory and can have both positive and negative results. **Therefore, the sum of the numbers in each column will be larger than the total number of people tested.**

Reporting lab	Inconclusive	Negative	Positive	Percent positive	Total
SANFORD PEDIATRIC ASSOCIATES, PA			2	100%	2
MIDDLE TENN MENTAL HEALTH INSTITUTE		2			2
Manorcare Health Services West Reading North		2			2
FAMILY HEALTH CENTER AT PORT ST JOHN			2	100%	2
MINUTECLINIC DIAGNOSTIC, PA #10252		2			2
Robert Cranfield			2	100%	2
MEDEXPRESS URGENT CARE-SALINA, S 9TH ST		2			2
HEALTH FIRST MEDICAL GROUP			2	100%	2
EMORY UNIVERSITY HOSPITAL			2	100%	2
METROHEALTH SYSTEM			2	100%	2
GRACE HEALTHCARE OF LAKE WALES		1	1	50%	2
ROCKEFELLER UNIVERSITY CLINICAL GENOMICS LABORATOR		2			2
MIDWAY PRIMARY CARE LLC		2			2
Alden Des Plaines			2	100%	2
OUR LADY OF THE LAKE REGIONAL MEDICAL CENTER			2	100%	2
AIRPORT CLINIC			2	100%	2
SPECTRUM HEALTH			2	100%	2
EMERALD TRACE		2			2
FLORIDA KEYS PED & ADOLES CTR			2	100%	2
HANOVER ENDOSCOPY CENTER		2			2
WINDSOR WOODS REHAB & HEALTHCARE CTR		1	1	50%	2
DELAWARE DIAGNOSTICS LABS			2	100%	2
CCRX OF NORTH CAROLINA, LLC		1	1	50%	2
JEFFERSON WASHINGTON TOWNSHIP HOSPITAL		2			2
MEDEXPRESS URGENT CARE - SOUTH CHARLESTON		2			2
TMH PHYSICIAN PARTNERS MONTICELLO		1	1	50%	2
BAPTIST HEALTHCARE - LAKEVIEW CENTER INC		2			2
CLEVELAND CLINIC IMAGING			2	100%	2
PEACEHEALTH CENTRAL		2			2
WARE EXPRESS CARE			2	100%	2
HEART OF FLORIDA HEALTH CENTER INC			2	100%	2
BAYSHORE MEDICAL CENTER			2	100%	2
ORMOND BEACH URGENT CARE			2	100%	2
Lake Charles Healthcare LLC dba Landmark Lake Charles			2	100%	2
Signature Healthcare of Savannah		2			2
ADVENTIST HINSDALE HOSPITAL LABORATORY			2	100%	2
Medilodge of Montrose		2			2
CARENOW-LEBANON		1	1	50%	2
WALGREENS #05477		2			2
CATHOLIC HEALTH LABORATORY SERVICES		2			2
MISSION HOSPITAL REGIONAL MEDICAL CENTER			2	100%	2
MINUTECLINIC, LLC #1492		2			2
TENNESSEE VALLEY HCS			2	100%	2
AZALEA HEALTH AND REHABILITATION		2			2
FEDERAL CORRECTIONAL INSTITUTION MARIANNA			2	100%	2
WELL HEALTH LABS			2	100%	2

# COVID-19: testing by laboratory

Data through Jan 21, 2021 verified as of Jan 22, 2021 at 10:25 AM

Data in this report are provisional and subject to change.

The numbers in the table below represent the number of Florida and non-Florida residents for whom test results were received by the Department of Health. A person can be tested by more than one laboratory and can have both positive and negative results. **Therefore, the sum of the numbers in each column will be larger than the total number of people tested.**

Reporting lab	Inconclusive	Negative	Positive	Percent positive	Total
SPRINGHILL SENIOR RESIDENCE		2			2
CARTER BLOOD CARE			2	100%	2
PALM CITY NURSING AND REHAB CENTER			2	100%	2
CVS OH3080POCT HUBER HEIGHTS		2			2
GENETIC ASSAYS INC			2	100%	2
CVS MA2172POCT NORTH GRAFTON		2			2
LOWELL GENERAL HOSPITAL			2	100%	2
MEDEXPRESS URGENT CARE- COLUMBIA HEIGH		2			2
GRAND AVE PHARMACY			2	100%	2
LAB CORP OF AMER SAN DIEGO			2	100%	2
MEDEXPRESS URGENT CARE - LINCOLN N 26T		2			2
FLORIDA DEPARTMENT OF HEALTH IN ALACHUA COUNTY -			2	100%	2
MINUTECLINIC DIAG OF IND, LLC #6472		2			2
CVS IN7653POCT EVANSVILLE		1	1	50%	2
MINUTE CLINIC DIAGNOSTIC OF VIRGINIA, LLC #7543		2			2
Bedford Care Center of Hattiesburg		2			2
Kroger 020 - The Little Clinic Wheat Ridge		2			2
CENTRAL FLORIDA PRIMARY CARE			2	100%	2
APC PEDIATRICS			2	100%	2
DRR JMC URGENT CARE DONALD ROSS			2	100%	2
PALM BEACH GARDENS MEDICAL CENTER			2	100%	2
UWMC MONTLAKE DEPT OF LAB MED			2	100%	2
PTC LABORATORIES			2	100%	2
MAWD PATHOLOGY GROUP			2	100%	2
PINECREST PEDIATRICS GROUP LLC			2	100%	2
MEDEXPRESS URGENT CARE - CEDAR KNOLLS		2			2
THE RIM URGENT CARE			2	100%	2
Iowa Veterans Home		2			2
ACM MEDICAL LABORATORY ALLIANCE			2	100%	2
Delaware Court Healthcare Center		2			2
Greystone Nursing and Rehab, LLC			2	100%	2
Oakwood - North Baldwins Center for Living		2			2
SWEDISH COVENANT HOSPITAL			2	100%	2
CHARLOTTE COUNTY HEALTH DEPARTMENT			2	100%	2
AFC PHYSICIANS OF FLORIDA, PA			2	100%	2
REGIONAL MEDICAL CENTER BAYONET POINT			2	100%	2
WEAKLEY COUNTY REHAB AND NURSING CENTER		2			2
DEPARTMENT OF HEALTH AND HUMAN SERVICES DIVISION OF BEHAVIORAL HEALTH		1	1	50%	2
MINUTE CLINIC LLC #4017		2			2
PEACE RIVER MEDICAL CENTER		2			2
BENEVA LAKES ASSISTED LIVING CENTER			2	100%	2
BROOKDALE LAKE TAVARES			2	100%	2
BIOHEALTH MEDICAL LAB INC			2	100%	2
CVS IN6654POCT INDIANAPOLIS		2			2
MINUTECLINIC, LLC #03268		2			2
MIDDLEBURG PEDIATRICS			2	100%	2

# COVID-19: testing by laboratory

Data through Jan 21, 2021 verified as of Jan 22, 2021 at 10:25 AM

Data in this report are provisional and subject to change.

The numbers in the table below represent the number of Florida and non-Florida residents for whom test results were received by the Department of Health. A person can be tested by more than one laboratory and can have both positive and negative results. **Therefore, the sum of the numbers in each column will be larger than the total number of people tested.**

Reporting lab	Inconclusive	Negative	Positive	Percent positive	Total
HENDRY/GLADES COUNTY HEALTH DEPARTMENT		2			2
COVANCE			2	100%	2
Metro West Nursing and Rehab			2	100%	2
ADVANCED MEDICAL CARE			2	100%	2
MEMORIAL HOSPITAL OF SOUTH BEND			2	100%	2
FLAGLER PROFESSIONAL HEALTH CAE SERVICES INC		2			2
JRS LABORATORY			2	100%	2
WALKONCLINIC			2	100%	2
SANTA ROSA COUNTY HEALTH DEPARTMENT			2	100%	2
ADVENTHEALTH IMAGING PARTIN SETTLEMENT			2	100%	2
AMI ST FRANCIS HOSPITAL LABORATORY		1	1	50%	2
POWERS PEDIATRICS			2	100%	2
CLEARWATER PAIN MANAGEMENT ASSOCIATES			2	100%	2
CVS GA2147POCT KENNESAW		1	1	50%	2
IMMERSION RESIDENTIAL LLC			2	100%	2
GOLDSTEIN			2	100%	2
FL DEPT OF HEALTH MARION COUNTY MOBILE HEALTH UNIT			2	100%	2
FKC AMELIA ISLAND DIALYSIS			2	100%	2
CVS NY549POCT RIDGEWOOD		1	1	50%	2
IMMUNOGENOMICS LLC			2	100%	2
OPTUM OF RED ROAD		2			2
Heartland Healthcare Center Boca Raton			2	100%	2
FIRST CHOICE MEDICAL PC			2	100%	2
CVS SC7396POCT NORTH MYRTLE BEACH		2			2
PRINCETON BMC LABORATORY		2			2
ADVENTHEALTH MEDICAL GROUP PEDIATRICS		1	1	50%	2
TMH FSU RAPID LABORATORY		1	1	50%	2
FLORIDA CLINICAL LABORATORY INC			2	100%	2
INSPIRIT SENIOR LIVING			2	100%	2
ELMHURST MEMORIAL HOSPITAL			2	100%	2
SOUTHERN TENNESSEE MEDICAL CENTER			2	100%	2
MEDEXPRESS URGENT CARE - LITTLE ROCK		1	1	50%	2
WALGREENS #13605		2			2
SAFE PMC		2			2
LIFESPRING COMMUNITY HEALTH		2			2
MINUTECLINIC, DIAGNOSTIC OF TEXAS, LLC		2			2
LIFETIME FAMILY URGENT CARE			2	100%	2
CVS OH6147POCT COLUMBUS		1	1	50%	2
WHITESANDS OUTPATIENT TREATMENT		2			2
AMEDISYS HOME HEALTH OF GREENVILLE			2	100%	2
MINUTECLINIC DIAGNOSTIC OF NORTH CARO		2			2
MEDEXPRESS URGENT CARE-BLOOMFIELD AVEN		2			2
SPRINGFIELD HOSPITAL LABORATORY			2	100%	2
CHESTERFIELD HEALTHCARE GROUP, INC		2			2
VILLA HEALTH NH LLC			2	100%	2
MEDEXPRESS URGENT CARE-WILKINS TOWNSHIP, WILLIAM PENN HIGHWAY		2			2

# COVID-19: testing by laboratory

Data through Jan 21, 2021 verified as of Jan 22, 2021 at 10:25 AM

Data in this report are provisional and subject to change.

The numbers in the table below represent the number of Florida and non-Florida residents for whom test results were received by the Department of Health. A person can be tested by more than one laboratory and can have both positive and negative results. **Therefore, the sum of the numbers in each column will be larger than the total number of people tested.**

Reporting lab	Inconclusive	Negative	Positive	Percent positive	Total
PEPIN ACADEMIES-PASCO		2			2
Holiday Retirement Home			2	100%	2
University Center East			2	100%	2
NOVA SOUTHEASTERN UNIVERSITY - STUDENT MEDICAL CTR			2	100%	2
ADVENTHEALTH MEDICAL GROUP FAMILY MEDICINE AT RDV		2			2
MINUTECLINIC DIAGNOSTICS OF IND LLC		1	1	50%	2
EXPRESSCARE URGENT CARE CENTER			2	100%	2
RAINY LAKE MEDICAL CENTER			2	100%	2
EASTLAKE MEDICAL CENTER		2			2
OAKBRIDGE TERRACE AT SAE			2	100%	2
KIVA AT MOUNT DORA			2	100%	2
COMPLETE HEALTH MEDICAL CENTER			2	100%	2
MEDEXPRESS URGENT CARE - HOLLINS		2			2
CVS MINUTE CLINIC DIAGNOSTIC OF TN #3293		2			2
MEDEXPRESS URGENT CARE - LEDGEWOOD		2			2
RENFREW CENTERS INC		2			2
MINUTECLINIC 7196		2			2
INDUSTRY LAB DIAGNOSTIC PARTNERS			2	100%	2
ANYLABTEST NOW			2	100%	2
TULANE MEDICAL CENTER			2	100%	2
CVS MD1881POCT DUNKIRK		2			2
PALOS COMMUNITY HOSPITAL LABORATORY			2	100%	2
A+ URGENT/PRIMARY CARE			2	100%	2
CPL LABS			2	100%	2
PARKLAND HEALTH & HOSPITAL			2	100%	2
Macon Valley Nursing and Rehabilitation Center		2			2
MORRISTOWN MEMORIAL HOSPITAL		2			2
FIRST PREVENTION AND DIALYSIS CENTER LLC			2	100%	2
MEASE COUNTRYSIDE HOSPITAL CARDIAC REH			2	100%	2
CSS- TWELVE OAKS			2	100%	2
MEDSTAR HARBOR HOSPITAL			2	100%	2
OURMED		2			2
Kroger 096 - The Little Clinic Orchard and Holly		2			2
PHYSICIANS CARE INC		1	1	50%	2
BOND COMMUNITY HEALTH CENTER			2	100%	2
NAVAL BRANCH MEDICAL CLINIC			2	100%	2
SHELL POINT HOME HEALTH			2	100%	2
BROOKDALE ALTAMONTE SPRINGS			2	100%	2
INSPIRE HEALTHCARE CENTER			2	100%	2
RAPID URGENT CARE - ALBANY			2	100%	2
CVS OH6149POCT UPPER ARLINGTON		1	1	50%	2
VALLEY MEDICAL LABORATORY			2	100%	2
MINUTECLINIC DIAG OF IND, LLC #6697		2			2
AGILE URGENT CARE			2	100%	2
TAMPA INTERNATIONAL AIRPORT			2	100%	2
SOUTHEASTERN INSTITUTE OF RESTORATIVE MEDICINE		1	1	50%	2

# COVID-19: testing by laboratory

Data through Jan 21, 2021 verified as of Jan 22, 2021 at 10:25 AM

Data in this report are provisional and subject to change.

The numbers in the table below represent the number of Florida and non-Florida residents for whom test results were received by the Department of Health. A person can be tested by more than one laboratory and can have both positive and negative results. **Therefore, the sum of the numbers in each column will be larger than the total number of people tested.**

Reporting lab	Inconclusive	Negative	Positive	Percent positive	Total
PM PEDIATRICS OF SELDEN, PLLC		2			2
MEDEXPRESS URGENT CARE - BRIDGEVILLE		2			2
CVS TX8387POCT AUSTIN		2			2
BAYSTATE MEDICAL CENTER		1	1	50%	2
BRANDYWYNE HEALTH CARE CENTER			2	100%	2
ALVERNO CLINICAL LABORATORIES			2	100%	2
ORLANDO FAMILY PHYSICIANS INC			2	100%	2
Crowne Health Care of Montgomery		2			2
REGIONS HOSPITAL LABORATORY			2	100%	2
HAWAII DEPARTMENT OF HEALTH			2	100%	2
CVS NJ862POCT MARLBORO		2			2
MINUTECLINIC DIAG OF IND LLC #1367		2			2
SOMA MEDICAL CENTER PA #3			2	100%	2
CVS OH2342POCT WEST CHESTER		2			2
MINUTECLINIC, LLC #1470		2			2
BASSETTI MEDICAL RESEARCH INC			2	100%	2
MINUTECLINIC DIAG OF IND, LLC #6648		1	1	50%	2
MINUTE CLINIC DIAG OF IND LLC #8674		2			2
LEE MEMORIAL HEALTH SYSTEM D/B/A			2	100%	2
LEXINGTON PLACE			2	100%	2
TALLAHASSEE MEMORIAL HEALTHCARE FAMILY MED RESIDENCY			2	100%	2
CVS CA8850POCT HUNTINGTON BEACH		1	1	50%	2
CERTIVIA LABORATORIES			2	100%	2
BERGEN NEW BRIDGE M		2			2
AUSTIN REGIONAL CLINIC MICROBIOLOGY LAB			2	100%	2
NAVAL MEDICAL CENTER			2	100%	2
MODMD LABORATORY		2			2
Alden Terrace of McHenry			2	100%	2
HOLY FAMILY MEDICAL CENTER		1	1	50%	2
PANCARE HEALTH - FRANKLIN CO			2	100%	2
ST. MARY'S MEDICAL CENTER EVANSVILLE, INC			2	100%	2
CVS PA1671POCT LANCASTER		2			2
DEKALB MEDICAL CENTER LABORATORY			2	100%	2
INTEGRATED REGIONAL LABS			2	100%	2
SPRINGS MEDICAL LAB		1	1	50%	2
THE HOSPITAL OF PROVIDENCE EMERGENCY ROOM			2	100%	2
DOCTOR 4 U CLINIC			2	100%	2
NEBRASKA MEDICAL CENTER			2	100%	2
ATLAS GENOMICS			2	100%	2
NORTH MCALLEN PEDIATRIC CENTER			2	100%	2
MID - FLORIDA PATHOLOGY LLC		1	1	50%	2
BRIGHAM AND WOMEN'S HOSPITAL			2	100%	2
ONTARIO COUNTY PUBLIC HEALTH		2			2
CALIFORNIA DIVISION OF COMMUNICABLE DISEASE CONTROL			2	100%	2
ENVOY OF FORK UNION, LLC DBA ENVOY AT THE VILLAGE		2			2
NLC LABS			2	100%	2

# COVID-19: testing by laboratory

Data through Jan 21, 2021 verified as of Jan 22, 2021 at 10:25 AM

Data in this report are provisional and subject to change.

The numbers in the table below represent the number of Florida and non-Florida residents for whom test results were received by the Department of Health. A person can be tested by more than one laboratory and can have both positive and negative results. **Therefore, the sum of the numbers in each column will be larger than the total number of people tested.**

Reporting lab	Inconclusive	Negative	Positive	Percent positive	Total
Great Lakes Health Center			2	100%	2
UNIVERISTY OF MEMPHIS ATHLETIC TRAINI		2			2
HOME ACCESS HEALTH			2	100%	2
ACCESS MEDICAL GROUP OF FLORIDA CITY			2	100%	2
SUPERIOR RESIDENCES OF CLERMONT		2			2
BIONIC TECHNOLOGIES CORPORATION			2	100%	2
EDGEWATER RETIREMENT MANOR			2	100%	2
SHORE MEDICAL CENTER		2			2
POINT OF CARE PRIVATE HEALTH MANAGEMENT			2	100%	2
CORNERSTONE MEDICAL CARE OF BRANDON		2			2
PIEDMONT HOSPITAL LAB			2	100%	2
MERCY HEALTH LAB		1	1	50%	2
TWELVE OAKS RECOVERY CENTER			2	100%	2
STATE OF FLORIDA			2	100%	2
LAWRENCE GENERAL HOSPITAL			2	100%	2
BENTON PEDIATRICS		2			2
POINTE AT NEW PORT PLACE,THE		2			2
BAYMEADOWS PRIMARY CARE		2			2
NOT GIVEN		1	1	50%	2
UMHC HOLLYWOOD LABORATORY			2	100%	2
FLORIDA COMMUNITY HEALTH CENTERS, INC.			2	100%	2
MINUTECLINIC #2797		2			2
MEDEXPRESS URGENT CARE - WEST ST PAUL, ROBERT ST S		2			2
BMC/JACSONVILLE		1	1	50%	2
MINUTECLINIC DIAGNOSTIC OF PENNSYLVAN		2			2
GIGI WOOD DAVIS DO-FAMILY MEDICINE		2			2
BOSTON MEDICAL CENTER			2	100%	2
DALLAS BAPTIST UNIVERSITY - HEALTH SERVICES			2	100%	2
HEALTH EXPRESS URGENT CARE			2	100%	2
PM PEDIATRICS OF BAYSIDE, PLLC - MANHASSET		2			2
SYNEOS HEALTH			2	100%	2
OCALA REGIONAL KIDNEY CENTER-WEST			2	100%	2
CENTRAL FLORIDA FAMILY HEALTH CENTER		2			2
LEE MEMORIAL HOSPITAL BLOOD GAS LAB			2	100%	2
SCRIPPS CLINIC MEDICAL			2	100%	2
CVS MINUTE CLINIC DIAG OF IND, LLC #6549		2			2
MINUTECLINIC DIAGNOSTIC PA #3344		2			2
ASPIRUS RIVERVIEW HOSPITAL & CLINICS INC		1	1	50%	2
TENNESSEE DEPARTMENT OF HEALTH (TDH) - REGIONAL LABORATORY			2	100%	2
MINUTE CLINIC DIAGNOSTIC OF VIRGINIA, LLC #1905		2			2
SANFORD REGIONAL HOSPITAL WORTHINGTON		2			2
MINUTE CLINIC DIAGNOSTIC OF KANSAS PA		2			2
CVS IL8747POCT CHICAGO		2			2
CAREWELL JW - WORCESTER LNC			2	100%	2
CVS HEALTH, #1994		1	1	50%	2
CVS AZ5891POCT GILBERT		1	1	50%	2

# COVID-19: testing by laboratory

Data through Jan 21, 2021 verified as of Jan 22, 2021 at 10:25 AM

Data in this report are provisional and subject to change.

The numbers in the table below represent the number of Florida and non-Florida residents for whom test results were received by the Department of Health. A person can be tested by more than one laboratory and can have both positive and negative results. **Therefore, the sum of the numbers in each column will be larger than the total number of people tested.**

Reporting lab	Inconclusive	Negative	Positive	Percent positive	Total
HALIFAX HEALTH CARE FOR WOMEN		2			2
MINUTECLINIC DIAGNOSTIC OF TEXAS, LLC #7435		2			2
OSF ST JOSEPH MEDICAL CENTER			2	100%	2
ManorCare Rehabilitation Center- Decatur		2			2
ADVENTHEALTH MEDICAL GROUP INTERNAL MEDICINE AT			2	100%	2
MINUTE-CLINIC DIAGNOSTIC OF VIRGINIA,		2			2
LEGACY ER & URGENT CARE - FRISCO WEST			2	100%	2
CURATIVE		1	1	50%	2
THE CLUB AT BOYNTON BEACH, LLC			2	100%	2
RCA LABORATORY SERVICES LLC			2	100%	2
PEDIATRICS IN NORTH FLORIDA PA			2	100%	2
ATRIA SAN PABLO			2	100%	2
ADVANCED URGENT CARE CENTER OF THE UPPER KEYS			2	100%	2
U OF MIAMI MILLER SCHOOL OF MEDICINE			2	100%	2
SIMMONS			2	100%	2
NEMOURS CHILDREN'S URGENT			2	100%	2
INTERNAL MEDICINE ASSOCIATES-DUNELLON			2	100%	2
LEESBURG REGIONAL MEDICAL CENTER URGENT CARE			2	100%	2
ATHENA CARE RESOURCES LLC		2			2
NEMOURS CHILDRENS PRIMARY CARE			2	100%	2
NEW YORK STATE DEPARTMENT OF HEALTH		1	1	50%	2
MIAMI BEACH MEDICAL GROUP LLC			2	100%	2
SOUTH FLORIDA PEDIATRIC PARTNERS			2	100%	2
TRICORE REFERENCE LABORATORY		1	1	50%	2
MINUTECLINIC MINUTECLINIC #4978		1	1	50%	2
CHNJ		2			2
MEDLOGIC, LLC		2			2
IN & OUT URGENT CARE METAIRIE			2	100%	2
UT AUSTIN UNIVERSITY HEALTH SERVICES			2	100%	2
Lakeside Oaks Care Center			2	100%	2
ROPER HOSPITAL			2	100%	2
MAYO CLINIC GROUP PRACTICE LABORATORY			2	100%	2
Good Samaritan Society-Blackduck		1	1	50%	2
WINKLER COURT		1	1	50%	2
CROSSROADS			2	100%	2
GOLDMAN SACHS HEALTH CENTER		2			2
PINARD HOME HEALTH SERVICES INC			2	100%	2
MINUTECLINIC DIAG OF IND, LLC #8645		2			2
GINKGO-IXLAYER		2			2
Kroger 758 - The Little Clinic Providence		2			2
DMC UNIVERSITY LABORATORIES		1	1	50%	2
WESTPAC LABS INC			2	100%	2
Walgreens #10207		2			2
MANATEE MEMORIAL HOSPITAL CLINICAL LABORATORY			2	100%	2
FLORIDA MEDICAL CLINIC CARDIOLOGY-ZH			2	100%	2
GALEN BAYLOR EXTENSION		2			2

# COVID-19: testing by laboratory

Data through Jan 21, 2021 verified as of Jan 22, 2021 at 10:25 AM

Data in this report are provisional and subject to change.

The numbers in the table below represent the number of Florida and non-Florida residents for whom test results were received by the Department of Health. A person can be tested by more than one laboratory and can have both positive and negative results. **Therefore, the sum of the numbers in each column will be larger than the total number of people tested.**

Reporting lab	Inconclusive	Negative	Positive	Percent positive	Total
ST. JOSEPH REGIONAL MEDICAL CENTER			2	100%	2
NORTHWELL HEALTH			2	100%	2
MINUTECLINIC DIAGNOSTIC MEDICAL		2			2
BRENTWOOD AT FORE RANCH			2	100%	2
SINAI PLAZA NURSING AND REHAB CENTER			2	100%	2
ALL AMERICAN URGENT CARE			2	100%	2
STEUBEN COUNTY PUBLIC HEALTH		2			2
STEWART ST ELIZABETH MEDICAL CENTER			2	100%	2
URGENT CARE OF NEW YORK		2			2
STARLING AT NOCATEE			2	100%	2
CROSSROADS URGENT CARE DBA URGENT TEA		2			2
COASTAL MEDICAL LAB			2	100%	2
STOP URGENT CARE			2	100%	2
MEDEXPRESS URGENT CARE-MT PLEASANT		1	1	50%	2
UNITED MEMORIAL MEDICAL CENTER			2	100%	2
Church Creek SNF			2	100%	2
BROOKDALE LAKE MARY			2	100%	2
CARE CENTERS OF NASSAU LLC MINER ROAD SOUTH		2			2
UNIVERSITY OF MISSOURI HEALTH CARE			2	100%	2
ADVANCED MEDICAL RESEARCH CENTER LLC			2	100%	2
HARBORCHASE OF GAINESVILLE			2	100%	2
New Jersey Aim At Smg		2			2
SERENADES BY SONATA		1	1	50%	2
CVS NC2357POCT HUNTERSVILLE		2			2
ACCESS CARE MEDICAL GROUP LLC		2			2
BROOME COUNTY HEALTH DEPARTMENT		1	1	50%	2
GEISINGER MEDICAL CENTER		2			2
INA		1	1	50%	2
MARQUESA MEDICAL		2			2
ADVICE FOR OPTIMAL WELLNESS			2	100%	2
ARTHREX MEDICAL CENTER EAST			2	100%	2
MOBILE COUNTY HEALTH DEPARTMENT		1	1	50%	2
SCIENTIFIC LABORATORY COMPANY		2			2
THE FOUNTAIN AT BOCA CIEGA BAY		2			2
SOUTHSIDE FAMILY MEDICAL		2			2
LACORP		1	1	50%	2
FASTCARE LLC			2	100%	2
CVS NY4098030POCT NEW YORK		2			2
MINUTECLINIC DIAGNOSTIC OF PA LLC		2			2
HOUSTON HEALTH DEPARTMENT - BUREAU OF LABORATORY SERVICES			2	100%	2
MANSFIELD MEDICAL LODGE			2	100%	2
Cedar Valley Nursing & Rehab Center		2			2
AMERICAN HEALTH ASSOC. LABORATORY SOUTH			2	100%	2
HEARTLAND - CHARLESTON OF HANAHAN SC,		2			2
ASCENSION ST VINCENT'S RIVERSIDE			2	100%	2
EAST NAPLES PEDIATRICS			2	100%	2

# COVID-19: testing by laboratory

Data through Jan 21, 2021 verified as of Jan 22, 2021 at 10:25 AM

Data in this report are provisional and subject to change.

The numbers in the table below represent the number of Florida and non-Florida residents for whom test results were received by the Department of Health. A person can be tested by more than one laboratory and can have both positive and negative results. **Therefore, the sum of the numbers in each column will be larger than the total number of people tested.**

Reporting lab	Inconclusive	Negative	Positive	Percent positive	Total
UTMB PATHOLOGY CLINICAL SERVICES LABORATORY			2	100%	2
WAL-MART STORES EAST LP		2			2
SANIBEL MEDICAL CLINIC			2	100%	2
SPRING HILL REGIONAL HOSPITAL			2	100%	2
AFFORDABLE PRIMARY CARE LLC		2			2
ASHLEY PEDIATRICS			2	100%	2
UNIVERSITY HOSPITAL OF BROOKLYN		2			2
Parkside Villa		2			2
SUNCOAST BLOOD BANK			2	100%	2
PALM MEDICAL CENTER - PLANT CITY		2			2
ADVOCATE SHERMAN HOSPITAL			2	100%	2
Van Wert Manor		2			2
BAYCARE LABORATORIES			2	100%	2
FLORIDA MEDICAL CLINIC RADIOLOGY DALE MABRY		2			2
RAPID RESULT CORP LLC		1	1	50%	2
SCDHEC BUREAU OF LABORATORIES			2	100%	2
SARASOTA IMMEDIATE CARE			2	100%	2
NEIGHBORCARE PHARMACY SERVICES		2			2
ACKERMAN CANCER CENTER		2			2
MEMORIAL SLOAN KETTERING CANCER CENTER		1	1	50%	2
MEDEXPRESS URGENT CARE FOX CHAPEL		2			2
STATCARE URGENT AND WALK-IN			2	100%	2
COL CROSSROAD		1	1	50%	2
THOMASVILLE REGIONAL MEDICAL CENTER		2			2
LILY PHARMACY		2			2
ADVANTA ANALYTICAL LABORATORIES			2	100%	2
NDX-CORE LAB			2	100%	2
PRECISION DIAGNOSTIC INC		2			2
MD NOW URGENT CARE MEDICAL CENTERS INC			2	100%	2
LIFT HEALTH		2			2
Avanti Wellness and Rehab			2	100%	2
PLASMA MED RESEARCH DBA		2			2
GRAND VILLA OF LARGO			2	100%	2
UC CORAL GABLES			2	100%	2
CVS IN6605POCT INDIANAPOLIS		1	1	50%	2
SWEETWATER NURSING CENTER		2			2
AdventHealth Care Center Orlando North			2	100%	2
SKIPPACK MEDICAL LAB			2	100%	2
CARE 365			2	100%	2
Parkridge Specialty Care		2			2
BAPTIST HOSPITAL EMPLOYEE HEALTH OFF			2	100%	2
WHOLE CHILD PEDIATRICS			2	100%	2
STUART SURGERY CENTER, LLC			2	100%	2
VA PRIMARY CARE ANNEX			2	100%	2
GERM BUSTERS 911 LLC			2	100%	2
CVS M010151POCT SPRINGFIELD		1	1	50%	2

# COVID-19: testing by laboratory

Data through Jan 21, 2021 verified as of Jan 22, 2021 at 10:25 AM

Data in this report are provisional and subject to change.

The numbers in the table below represent the number of Florida and non-Florida residents for whom test results were received by the Department of Health. A person can be tested by more than one laboratory and can have both positive and negative results. **Therefore, the sum of the numbers in each column will be larger than the total number of people tested.**

Reporting lab	Inconclusive	Negative	Positive	Percent positive	Total
ROCKWALL URGENT CARE			2	100%	2
Kennedy University Hospital -Wash Twp L		2			2
SOUTHEAST GEORGIA HEALTH SYSTEM			2	100%	2
CLEAR LAKE REGIONAL MEDICAL CENTER			2	100%	2
24TH WEAPONS OF MASS DESTRUCTION - CIVIL SUPPORT		2			2
MEDEXPRESS URGENT CARE - WEXFORD		2			2
FLORIDA DEPARTMENT OF HEALTH IN LEE COUNTY		1	1	50%	2
CONWAY MEDICAL CENTER			2	100%	2
YOUTH AND YOU, INC		2			2
INTEGRITY CLINICAL RESEARCH CENTER INC		1	1	50%	2
ORLANDO LUTHERAN TOWERS		1	1	50%	2
NORTON IMMEDIATE CARE CENTER - PRESTON			2	100%	2
MINUTECLINIC DIAGNOSTIC OF OHIO #6192		2			2
CONEMAUGH MEMORIAL MEDICAL CENTER		2			2
JOHNSON CITY MEDICAL CENTER		1	1	50%	2
ADVENTHEALTH EAST ORLANDO EMPLOYEE CLINIC		2			2
TMH EC NORTHEAST LABORATORY			2	100%	2
POPLAR HEALTHCARE			2	100%	2
STUDENT HEALTH SERVICES			2	100%	2
ILLINOIS DEPT OF PUBLIC HEALTH LABS			2	100%	2
MINUTECLINIC MINUTECLINIC #921		2			2
STARR COUNTY MEMORIAL HOSPITAL			2	100%	2
ACCESS RECOVERY SOLUTIONS LLC			2	100%	2
CEDARS-SINAI MEDICAL CENTER			2	100%	2
NEW YORK PSYCHIATRIC INSTITUTE		2			2
FLORIDA DEPARTMENT OF HEALTH (FDOH)			2	100%	2
FLORIDA DEPARTMENT OF HEALTH IN ESCAMBIA COUNTY		1	1	50%	2
LOCH HAVEN PEDIATRICS			2	100%	2
SPECTRA LABS		1	1	50%	2
ASCENSION ST MICHAEL'S HOSPITAL LAB		1	1	50%	2
FLORIDA PRIMARY CARE AND SPORTS MEDICINE INC			2	100%	2
VETERANS AFFAIRS MEDICAL CENTER - GREATER LOS ANGELES			2	100%	2
REELFOOT FAMILY WALK IN CLINIC - TIPT		2			2
Warren Center for Rehabilitation and Nursing		2			2
RIVERVIEW MEDICAL CLINIC		2			2
CARE NOW, INC			2	100%	2
SARASOTA MEMORIAL MEDICAL URGENT CARE CENTER			2	100%	2
CARESPOT URGENT CARE		1	1	50%	2
BIRMINGHAM INTERNAL MEDICINE ASSOCIATE		1	1	50%	2
87TH MEDICAL GROUP – MCGUIRE AMBULATORY CARE FACILITY		2			2
MEDEXPRESS URGENT CARE- ALLISON PARK		1	1	50%	2
SENDER RETREAT ADULT DAY CARE CENTERS			2	100%	2
PALM BEACH DIABETES & ENDOCRINE SPECIALISTS PA			2	100%	2
KINGS BAY PEDIATRICS LLC			2	100%	2
MARCO ISLAND HOSPITAL INC D/B/A		1	1	50%	2
ELLIS HOSPITAL URGENT CARE CENTER LAB		1			1

# COVID-19: testing by laboratory

Data through Jan 21, 2021 verified as of Jan 22, 2021 at 10:25 AM

Data in this report are provisional and subject to change.

The numbers in the table below represent the number of Florida and non-Florida residents for whom test results were received by the Department of Health. A person can be tested by more than one laboratory and can have both positive and negative results. **Therefore, the sum of the numbers in each column will be larger than the total number of people tested.**

Reporting lab	Inconclusive	Negative	Positive	Percent positive	Total
CUSTOM SCRIPTS PHARMACY		1			1
BEAUMONT REFERENCE LABORATORY			1	100%	1
A G RHODES HOME AT WESLEY WOODS		1			1
HANCOCK REGIONAL HOSPITAL		1			1
CENTRAL FL INTERNAL MEDICINE ASSOCIATES LLC		1			1
ANDREWS			1	100%	1
CROSSROADS URGENT CARE PLLC		1			1
Bolingreen Health and Rehabilitation		1			1
CLINICAL LABORATORY DEPARTMENT			1	100%	1
MEMORIAL HEALTH SYSTEM		1			1
THE HOSPITALS OF PROVIDENCE EMERGENCY ROOM			1	100%	1
SUNCOAST COMMUNITY HEALTH CENTERS INC		1			1
PALMA CEIA MED GROUP-SWANN		1			1
CLINTON DRUG STORE		1			1
PARRISH MEDICAL GROUP			1	100%	1
NORTH MIAMI BEACH SURGICAL CENTER			1	100%	1
DEVANSH LAB WORKS		1			1
CYPRESS VILLAGE REHAB CENTER		1			1
MEMORIAL HOSPITAL OF TAMPA			1	100%	1
ASHLEY CLINICAL DIAGNOSTIC LABORATORY			1	100%	1
FLEMING ISLAND CENTER FOR CLINICAL RESEARCH		1			1
LAMARQUE DIALYSIS			1	100%	1
WEST VIRGINIA LABORATORIES			1	100%	1
MERRILL GARDENS AT CHAMPIONSGATE			1	100%	1
MINUTECLINIC DIAGNOSTIC, PA		1			1
SANTA CLARA VALLEY MEDICAL CENTER			1	100%	1
MEDEXPRESS-DOVER		1			1
CVS TX1104POCT ALLEN		1			1
HELGEMO & LIOU PEDIATRICS			1	100%	1
SPECTRUM LUDINGTON			1	100%	1
DW MCMILLAN MEMORIAL HOSPITAL LABORATORY			1	100%	1
WELLPATH			1	100%	1
BRONSON METHODIST HOSPITAL			1	100%	1
PEDRO L ORTEGA MD PA			1	100%	1
PALM WEST INTERNIST PA			1	100%	1
BLUFFTON HEALTH CENTER			1	100%	1
THE LITTLE CLINIC LLC			1	100%	1
UNIVERSITY COMMUNITY HEALTH SERVICES			1	100%	1
KENT		1			1
ROYAL PALM PEDIATRICS			1	100%	1
KENDALL PEDIATRICS PARTNERS LLC			1	100%	1
APOLLOMDX LLC			1	100%	1
BAYFRONT CARDIOVASCULAR ASSOCIATES			1	100%	1
MINUTECLINIC DIAGNOSTIC MED GRP OF ORA			1	100%	1
RIDGE OPTUM FLORIDA			1	100%	1
FLORIDA DEPARTMENT OF HEALTH IN CITRUS COUNTY		1			1

# COVID-19: testing by laboratory

Data through Jan 21, 2021 verified as of Jan 22, 2021 at 10:25 AM

Data in this report are provisional and subject to change.

The numbers in the table below represent the number of Florida and non-Florida residents for whom test results were received by the Department of Health. A person can be tested by more than one laboratory and can have both positive and negative results. **Therefore, the sum of the numbers in each column will be larger than the total number of people tested.**

Reporting lab	Inconclusive	Negative	Positive	Percent positive	Total
SYNERGENE LABORATORY			1	100%	1
THE EDGEWATER AND WATERMAN VILLAGE			1	100%	1
PROGRESSIVE MEDICAL RESEARCH			1	100%	1
ST VINCENT'S AMBULATORY CARE INC			1	100%	1
CEPERO PEDIATRICS PA			1	100%	1
SHANNON CLARK OD, PA			1	100%	1
PIONEER CLINICAL RESEARCH LLC			1	100%	1
Harris Hill Nursing Facility		1			1
CIRRUS DX			1	100%	1
San Antonio Residence and Rehabilitation Center		1			1
MINUTECLINIC DIAGNOSTIC OF OHIO #5060		1			1
UNIVERSITY OF MARYLAND PATHOLOGY ASSOCIATES			1	100%	1
BIODORON LABORATORIES			1	100%	1
RIVERTON CBOC			1	100%	1
FREEPORT ER DOX URGENT CARE		1			1
NEW ERA COMMUNITY HEALTH CENTER LLC		1			1
MEDICAL SPECIALISTS OF THE PALM BEACHES INC			1	100%	1
LEXINGTON PLACE SENIOR LIVING COMMUNITY		1			1
MEDEXPRESS URGENT CARE - BROOKHAVEN		1			1
PALM BEACH DIABETES AND ENDOCRINE SPECIALISTS, PA			1	100%	1
GADSDEN COUNTY HEALTH DEPARTMENT			1	100%	1
Caldwell Care		1			1
Jersey City Medical Center		1			1
BHS PHYSICIAN NETWORK			1	100%	1
PSL JAX BEACH OPERATIONS LLC			1	100%	1
CROSS CREEK HEALTH CARE		1			1
ALLIANCE MD DIRECT PRIMARY CARE			1	100%	1
Kroger 125 - The Little Clinic Castle Rock		1			1
LARKIN COMMUNITY HOSPITAL PALM SPRINGS CAMPUS			1	100%	1
POETS WALK SARASOTA			1	100%	1
SOUTHWOOD HEALTHCARE CENTER		1			1
LEHIGH REGIONAL WOUND CENTER			1	100%	1
Kroger 481 - The Little Clinic Houston Levee		1			1
THOMAS HOSPITAL			1	100%	1
HARTFORD HEALTH CARE & REHABILITATION			1	100%	1
INSTANT MEDICAL CARE CENTER			1	100%	1
ESOTERIC LAB			1	100%	1
BAYLOR SCOTT & WHITE ALL SAINTS MEDICAL CENTER FT			1	100%	1
Kroger 409 - The Little Clinic Hebron Marketplace			1	100%	1
CVS AZ5892POCT LAVEEN		1			1
MOORE CLINICAL RESEARCH INC			1	100%	1
COVID TESTING LLC			1	100%	1
MEDTOWN PHARMACY			1	100%	1
CAMBRIDGE HEALTH ALLIANCE			1	100%	1
CVS PA371POCT PHILADELPHIA		1			1
NASSAU COUNTY HEALTH DEPARTMENT-FERNANDINA BEACH C		1			1

# COVID-19: testing by laboratory

Data through Jan 21, 2021 verified as of Jan 22, 2021 at 10:25 AM

Data in this report are provisional and subject to change.

The numbers in the table below represent the number of Florida and non-Florida residents for whom test results were received by the Department of Health. A person can be tested by more than one laboratory and can have both positive and negative results. **Therefore, the sum of the numbers in each column will be larger than the total number of people tested.**

Reporting lab	Inconclusive	Negative	Positive	Percent positive	Total
Bethany Manor		1			1
GENESIS HOME HEALTH CARE SERVICES OF			1	100%	1
LUMICO LIFE INSURANCE COMPANY		1			1
EXPRESS LAB LIVINGSTON			1	100%	1
STEWARD FLORIDA ALF, INC			1	100%	1
Kroger 909 - The Little Clinic Hamilton			1	100%	1
EASTMAN HEALTHCARE & REHAB		1			1
GENESIS MICROBIOLOGY LAB		1			1
GIFFORD MEMORIAL HOSPITAL		1			1
AFTER HOURS CLINIC			1	100%	1
ADVENTHEALTH MEDICAL GROUP UROLOGY AT EAST ORLANDO		1			1
Rehab Select of Talladega		1			1
HEALTHCARE AND REHAB OF SANFORD			1	100%	1
BAYOU URGENT CARE			1	100%	1
HYDE PARK MEDICAL CENTER		1			1
Oakview Manor Health and Rehab		1			1
DEVLIN MANOR NURSING AND REHABILITATION		1			1
CVS NV9586POCT RENO		1			1
BHA TITUSVILLE CLINIC			1	100%	1
Kroger 687 - The Little Clinic Sugar Hill			1	100%	1
OUCH URGENT CARE			1	100%	1
PATHOLOGYT & LAB MEDICINE SERVICES			1	100%	1
IDAHO HEALTH DEPARTMENT			1	100%	1
LabCorp L#09258295 M#09258285			1	100%	1
INNOVATIVE HEALTH DIAGNOSTIC OF CALIFORNIA			1	100%	1
UNIVERSITY OF BALTIMORE WASHINGTON MEDICAL CENTER			1	100%	1
SAINT JOSEPHS HOSPITAL OF ATLANTA			1	100%	1
CLINICAL CARE, INC			1	100%	1
LAKEVIEW REGIONAL HOSPITAL			1	100%	1
CVS MA394POCT SEEKONK		1			1
KEY WEST HMA PHYSICIAN MANAGEMENT, LLC			1	100%	1
CURELOGICS WOUND CARE & HYPERBARIC CENTER		1			1
Baypoint Healthcare Center			1	100%	1
SANTA BARABARA ALF LLC (THE WINDSOR)			1	100%	1
Victory Health and Rehabilitation			1	100%	1
BEAUMONT HOSPITAL			1	100%	1
CLEVELAND CLINIC AKRON GENERAL			1	100%	1
IRA FIALKO DO			1	100%	1
SUMMERFIELD PAIN MANAGEMENT			1	100%	1
Villa Maria			1	100%	1
INDIAN RIDGE		1			1
BOULDER COMMUNITY HOSPITAL			1	100%	1
OMNI HEALTHCARE INC			1	100%	1
NEW ULM MEDICAL CENTER			1	100%	1
PRIORITY CARE LLC			1	100%	1
Community Care Center of Heritage House, LLC			1	100%	1

# COVID-19: testing by laboratory

Data through Jan 21, 2021 verified as of Jan 22, 2021 at 10:25 AM

Data in this report are provisional and subject to change.

The numbers in the table below represent the number of Florida and non-Florida residents for whom test results were received by the Department of Health. A person can be tested by more than one laboratory and can have both positive and negative results. **Therefore, the sum of the numbers in each column will be larger than the total number of people tested.**

Reporting lab	Inconclusive	Negative	Positive	Percent positive	Total
CITRUS HEALTH NETWORK INC			1	100%	1
METHODISM MIDLOTHIAN MEDICAL CENTER			1	100%	1
FREDERICK AVENUE GROUP HOME		1			1
HAVASU REGIONAL MEDICAL CENTER			1	100%	1
The Pines at Poughkeepsie Center for Nursing and Rehabilitation		1			1
HABANA HEALTH CARE CENTER			1	100%	1
CARESOUTH HHA HOLDINGS OF THE TREASURE COAST LLC			1	100%	1
MIAMI CHILDRENS HOSPITAL MIDTOWN OUTPATIENT CENTER			1	100%	1
Kroger 390 - The Little Clinic North College Hill		1			1
SHELBYVILLE HOSPITAL COMPANY		1			1
CFP PHYSICIANS GROUP			1	100%	1
SELF REGIONAL HEALTHCARE			1	100%	1
Walgreens #9278		1			1
BAYCARE OUTREACH LAB AT NEW TAMPA			1	100%	1
VISTA LAKE ASSISTED LIVING			1	100%	1
LIBERTY HEALTH CENTER			1	100%	1
Kroger 368 - The Little Clinic Frankfort West		1			1
MOUNT SINAI MEDICAL CENTER AVENTURA ER			1	100%	1
LEGACY ER AND URGENT CARE			1	100%	1
LITTLE FALLS HOSPITAL LABORATORY		1			1
Cornerstone at the Ranch		1			1
ORCHID TERRACE		1			1
BOSTON PUBLIC HEALTH COMMISSION			1	100%	1
Ramsey Village		1			1
COASTAL SKIN SURGERY AND DERMATOLOGY PL		1			1
MILFORD REGIONAL HOSPITAL			1	100%	1
JAX FAMILY CARE		1			1
SANTA ROSA PEDIATRICS			1	100%	1
FOUNDATION LABORATORY			1	100%	1
PASCO COUNTY HEALTH DEPARTMENT			1	100%	1
EDWARD HOSPITAL			1	100%	1
CVS IN6572POCT INDIANAPOLIS		1			1
PARK AVENUE PEDIATRICS PC		1			1
METROPOLITAN			1	100%	1
Signature Healthcare of Georgetown		1			1
HARRINGTON PARK HEALTH AND REHAB		1			1
COASTAL ER IX, PHYSICIANS PREMIER			1	100%	1
EAST TENNESSEE STATE UNIVERSITY		1			1
BL DIAGNOSTICS LLC			1	100%	1
MEDCOR, INC			1	100%	1
QUEST DIAGNOSTICS INCORPORATED			1	100%	1
ANMED HEALTH MEDICAL CENTER			1	100%	1
ST. VINCENT HOSPITAL			1	100%	1
JMJ FAMILY PRACTICE			1	100%	1
CLARKSVILLE MANOR INC		1			1
CVS NC3853POCT BURLINGTON		1			1

# COVID-19: testing by laboratory

Data through Jan 21, 2021 verified as of Jan 22, 2021 at 10:25 AM

Data in this report are provisional and subject to change.

The numbers in the table below represent the number of Florida and non-Florida residents for whom test results were received by the Department of Health. A person can be tested by more than one laboratory and can have both positive and negative results. **Therefore, the sum of the numbers in each column will be larger than the total number of people tested.**

Reporting lab	Inconclusive	Negative	Positive	Percent positive	Total
YOUR KIDS URGENT CARE			1	100%	1
MEDEXPRESS URGENT CARE - PATRICK STREE			1	100%	1
VA CBOC			1	100%	1
COLUMBIA CREST CARE & RAHAB		1			1
FLORIDA HOSPITAL LAB			1	100%	1
Florida Baptist Retirement Center		1			1
STEAMBOAT EMERGENCY CENTER			1	100%	1
HIGHLANDS COUNTY FIRE RESCUE		1			1
THE LITTLE CLINIC, LLC			1	100%	1
SUN CLINICAL LABORATORIES			1	100%	1
CHIEFLAND MEDICAL CENTER			1	100%	1
DELAWARE DEPARTMENT OF HEATH			1	100%	1
TRIPLE O RESEARCH INSTITUTE PA			1	100%	1
THYROID SPECIALTY LABORATORY			1	100%	1
CVS NJ617POCT CEDAR GROVE		1			1
Chestnut Ridge Nursing & Rehab		1			1
Kroger 130 - The Little Clinic Colorado Springs		1			1
Accordius Health at Gastonia			1	100%	1
GATEWAY LABORATORIES		1			1
BRUSHY CREEK FAMILY HOSPITAL			1	100%	1
COLONIAL MEDICAL CENTER-EAST ORLANDO			1	100%	1
WAYNE COUNTY PUBLIC HEALTH		1			1
LAB. CORP. OF AMERICA			1	100%	1
ACUPATH LABORATORIES INC			1	100%	1
HOLYOKE MEDICAL CENTER			1	100%	1
AZALEALAND NURSING HOME		1			1
NSPIRE HEALTHCARE PLANTATION			1	100%	1
ALTA BATES SUMMIT MEDICAL CENTER CLINICAL LAB			1	100%	1
FLORIDA DEPARTMENT OF HEALTH SEMINOLE COUNTY		1			1
Masonic Medical Research Institute			1	100%	1
PARKWAY REGIONAL MEDICAL CENTER LAB			1	100%	1
Kroger 426 - The Little Clinic Suwanee		1			1
CERMAK HEALTH SERVICES			1	100%	1
DSI LABORATORIES-NAPLES-7TH			1	100%	1
ST. MICHAEL'S ELITE HOSPITAL			1	100%	1
TLC MEDICAL			1	100%	1
CVS AZ69POCT PEORIA		1			1
CHC SOUTHWEST FLORIDA LAB-LIVE			1	100%	1
Manassas Health & Rehab			1	100%	1
ST JOHN'S MEDICAL CENTER, TETON VILLAGE			1	100%	1
Walgreens #5421		1			1
REEVES COUNTY HOSPITAL DISTRICT			1	100%	1
CLIFTON-FINE HOSPITAL LABORATORY		1			1
			1	100%	1
TITUS REGIONAL MEDICAL CENTER			1	100%	1
STONECREST MEDICAL CENTER		1			1

# COVID-19: testing by laboratory

Data through Jan 21, 2021 verified as of Jan 22, 2021 at 10:25 AM

Data in this report are provisional and subject to change.

The numbers in the table below represent the number of Florida and non-Florida residents for whom test results were received by the Department of Health. A person can be tested by more than one laboratory and can have both positive and negative results. **Therefore, the sum of the numbers in each column will be larger than the total number of people tested.**

Reporting lab	Inconclusive	Negative	Positive	Percent positive	Total
UNITED HEALTHCARE			1	100%	1
ACCESS HEALTH CARE PHYSICIANS LLC			1	100%	1
PROGENESIS INC			1	100%	1
JOHN D. ARCHBOLD MEMORIAL HOSPITAL			1	100%	1
TRUCARE LIVING CENTERS - SELMA			1	100%	1
WVU MEDICINE AT SUNCREST TOWNE CENTRE			1	100%	1
CULVER CITY URGENT CARE			1	100%	1
FAST PACE URGENT CARE			1	100%	1
SUMMIT COUNTY PUBLIC HEALTH DEPARTMENT			1	100%	1
CFHC - FROSTPROOF			1	100%	1
MISSISSIPPI VALLEY REGIONAL BLOOD CENTER			1	100%	1
Ravenwood Speciality Care		1			1
ADVANCE GASTROENTEROLOGY			1	100%	1
WEILL CORNELL MEDICAL ASSOCIATES - EAST SIDE		1			1
CIMA MEDICAL CENTER			1	100%	1
Vi at Aventura		1			1
MOUNT SINAI MEDICAL CENTER OF FLORIDA, INC			1	100%	1
PROVIDENCE HOSPITAL			1	100%	1
ALLIED PEDIATRICS & FAMILY MEDICINE			1	100%	1
AFTER HOURS PEDS			1	100%	1
MEDERI CARETENDERS			1	100%	1
MIAMI-DADE COUNTY HEALTH DEPT.		1			1
Kroger 407 - The Little Clinic Lexington		1			1
Good Samaritan Society-Atkinson		1			1
ADVENTHEALTH MEDICAL GROUP SENIOR HEALTH AT			1	100%	1
EXPRESS TEST			1	100%	1
Oak Hill Health & Rehabilitation Center			1	100%	1
CVS IN5696POCT FORT WAYNE		1			1
AVALON MEDICAL WALK IN CLINIC			1	100%	1
CLINICAL MICROBIOLOGY LAB FAIRVIEW UNIVERSITY HOSPITAL			1	100%	1
ST MICHAEL'S ELITE MEDICAL HOSPITAL			1	100%	1
CONTINENTAL HOME HEALTH CARE INC			1	100%	1
TREASURE COAST MEDICAL CONCIERGE LLC			1	100%	1
LEGACY AT HIGHWOODS PRESERVE		1			1
ADVANCED RESEARCH AND DIAGNOSTIC LABORATORY UNIVERSITY OF MINNESOTA			1	100%	1
SUNY AT STONY BROOK			1	100%	1
MEDEXPRESS URGENT CARE - SOMERSET TOWNSHIP		1			1
MDS PHARMA SERVICES		1			1
CRUSADER COMMUNITY HEALTH			1	100%	1
TALLAHASSEE MEMORIAL HEALTHCARE			1	100%	1
NEMOURS CHILDRENS URGENT CARE			1	100%	1
CVS IL8751POCT CHICAGO		1			1
Kroger 57 - The Little Clinic Jay C Charlestown		1			1
UF HEALTH THE VILLAGES			1	100%	1
VELOCITY URGENT CARE			1	100%	1
ALLIED PHYSICIANS GROUP		1			1

# COVID-19: testing by laboratory

Data through Jan 21, 2021 verified as of Jan 22, 2021 at 10:25 AM

Data in this report are provisional and subject to change.

The numbers in the table below represent the number of Florida and non-Florida residents for whom test results were received by the Department of Health. A person can be tested by more than one laboratory and can have both positive and negative results. **Therefore, the sum of the numbers in each column will be larger than the total number of people tested.**

Reporting lab	Inconclusive	Negative	Positive	Percent positive	Total
DIAGNOSTIC GROUP INTEGRATED HEALTHCARE			1	100%	1
Riverside Nursing & Rehabilitation Center		1			1
MC DIAGNOSTIC OF CONNECTICUT, PC #114		1			1
USC VERDUGO HILLS HOSPITAL			1	100%	1
ACCOMPLISHED HOME CARE		1			1
FLAGLER PROFESSIONAL HEALTH CARE SERVICES INC		1			1
WILMINGTON NURSING AND REHAB			1	100%	1
CHATSWORTH ASSISTED LIVING COMMUNITY AT PGA NATIONAL			1	100%	1
Glenburn Home		1			1
ADVANCED LABORATORY SERVICES			1	100%	1
ALL CARE URGENT CARE			1	100%	1
Ashland Place Health and Rehabilitation, LLC		1			1
HSRE-ASL CASSELBERRY TRS, LLC			1	100%	1
NORTHEAST PEDIATRICS			1	100%	1
BETHESDA DIALYSIS			1	100%	1
RIVERSIDE MEDICAL CENTER		1			1
TEXAS HEALTH ARLINGTON MEMORIAL		1			1
WESTOX LABS		1			1
ELATION HEALTH		1			1
MINUTECLINIC DIAGNOSTICS OF OKLAHOMA		1			1
OMAHA VA MEDICAL CENTER			1	100%	1
MEDEXPRESS URGENT CARE, MOSSIDE		1			1
Bon Secours Place			1	100%	1
CENTURY LINK SPORTS COMPLEX			1	100%	1
CVS NJ2815POCT E BRUNSWICK		1			1
JACKSONVILLE VA OPC			1	100%	1
FLORIDA HOSPITAL ORMOND BEACH			1	100%	1
VITAL CARE			1	100%	1
Orchid Cove at Naples			1	100%	1
RCP OF MEMORIAL WEST			1	100%	1
BAPTIST HEALTH EXPRESS CARE			1	100%	1
ICARE		1			1
WELLMED AT LINEBAUGH AVE			1	100%	1
SUN CITY DIAGNOSTIC CENTER			1	100%	1
MID FLORIDA DERMATOLOGY ASSOCIATES PA			1	100%	1
WELLINGTON WEST 100176			1	100%	1
ATHENS MEDICAL CENTER			1	100%	1
TENNOVA ER - SANGO			1	100%	1
Mercy Manor Transition Center			1	100%	1
BAYSIDE URGENT CARE CENTER INC			1	100%	1
AFFILIATED LABORATORIES INC			1	100%	1
DEVITA		1			1
DEACONESS URGENT CARE CENTER			1	100%	1
LIFELINK OF FLORIDA			1	100%	1
GALVESTON COUNTY HEALTH DISTRICT			1	100%	1
ASCENSION ST VINCENT'S - WESTSIDE			1	100%	1

# COVID-19: testing by laboratory

Data through Jan 21, 2021 verified as of Jan 22, 2021 at 10:25 AM

Data in this report are provisional and subject to change.

The numbers in the table below represent the number of Florida and non-Florida residents for whom test results were received by the Department of Health. A person can be tested by more than one laboratory and can have both positive and negative results. **Therefore, the sum of the numbers in each column will be larger than the total number of people tested.**

Reporting lab	Inconclusive	Negative	Positive	Percent positive	Total
WEST VIRGINIA UNIVERSITY HOSPITALS			1	100%	1
EVERGREEN NURSING HOME		1			1
Kroger - KRO03400316			1	100%	1
FRANKLIN CBOC			1	100%	1
SLIDELL MEMORIAL HOSPITAL			1	100%	1
NORTH FLORIDA MEDICAL CENTERS INC		1			1
MEDOR/ACC SYNCHRONY			1	100%	1
Florence Home		1			1
SOMA MEDICAL CENTER PA #4			1	100%	1
ADVENTHEALTH IMAGING LAKE NONA			1	100%	1
FLORIDA HEART AND VASCULAR MULTISPECIALTY GROUP PA			1	100%	1
PANCARE HEALTH - BRUCE			1	100%	1
HARDIN MEMORIAL HOSPITAL - HEARTLAND PATHOLOGY CONSULTANTS			1	100%	1
441 URGENT CARE CENTER - BROWNWOOD			1	100%	1
Integrity Healthcare of Carbondale			1	100%	1
BROOKSHIRE, THE			1	100%	1
MEA PRIMARY CARE PLUS BYRAM			1	100%	1
SOUTHWEST FLORIDA DIVISION LAB			1	100%	1
NEW YORK STATE DEPARTMENT OF HEALTH			1	100%	1
ST. LUKE'S HOSPITAL			1	100%	1
NEVADA DEPARTMENT OF HEALTH AND HUMAN SERVICES			1	100%	1
MEDEXPRESS - WILMINGTON CONCORD PIKE		1			1
BAPTIST HEALTH MEDICAL PLAZA			1	100%	1
USCG AIR STATION CLEARWATER CLINIC			1	100%	1
CORPUS CHRISTI MEDICAL CENTER			1	100%	1
ADVANCED URGENT CARE PLLC		1			1
FELD ENTERTAINMENT			1	100%	1
Redwood Springs Healthcare			1	100%	1
MIDDLETON PEDIATRICS			1	100%	1
BELLMORE PEDIATRICS		1			1
SOFTCELL L-FORM LABORATORIES, LLC			1	100%	1
BEAUMONT HOSPITAL, GROSSE POINTE			1	100%	1
SPARTANBURG REGIONAL MEDICAL CENTER			1	100%	1
Heartland of Perrysburg		1			1
ADVANCED MEDICAL LABORATORIES (AML)			1	100%	1
QUALITY LAB			1	100%	1
CYPRESS CREEK DIALYSIS CTR			1	100%	1
BREVARD FAMILY WALK IN CLINIC			1	100%	1
CAREHERE LLC			1	100%	1
POUDRE VALLEY HOSPITAL			1	100%	1
777 URGENT CARE			1	100%	1
DOC PAM PA		1			1
MORGAN STANLEY HEALTH CENTER		1			1
ROBERTS WESLEYAN COLLEGE HEALTH CENTE		1			1
KEY BISCAIYNE PEDIATRIC ASSOCIATES INC			1	100%	1
Kroger 328 - The Little Clinic Henderson Road		1			1

# COVID-19: testing by laboratory

Data through Jan 21, 2021 verified as of Jan 22, 2021 at 10:25 AM

Data in this report are provisional and subject to change.

The numbers in the table below represent the number of Florida and non-Florida residents for whom test results were received by the Department of Health. A person can be tested by more than one laboratory and can have both positive and negative results. **Therefore, the sum of the numbers in each column will be larger than the total number of people tested.**

Reporting lab	Inconclusive	Negative	Positive	Percent positive	Total
SANFORD LABORATORIES WATERTOWN			1	100%	1
MOBILE MEDICAL CLINIC			1	100%	1
DOCTORS HOSPITAL OF LAREDO			1	100%	1
Wedgewood Manor		1			1
TREASURE COAST PRIMARY CARE		1			1
MADISON AT OVIEDO			1	100%	1
Freedom Pointe at The Villages			1	100%	1
ABSOLUTE HEALTH INTERNAL MEDICINE AND PEDIATRICS		1			1
CHRISTUS GOOD SHEPHERD MEDICAL CENTER			1	100%	1
ONslow COUNTY HEALTH DEPARTMENT			1	100%	1
ARIZONA STATE LABORATORY			1	100%	1
SYNAPSE ANALYTICAL LABS		1			1
MINUTECLINIC DIAG OF IND, LLC #5369		1			1
LEE MEMORIAL HOSPITAL OUTPATIENT SURGERY CENTER			1	100%	1
ALABAMA REFERENCE LAB			1	100%	1
BIOMAT ORLANDO		1			1
Kroger 895 - The Little Clinic Green Hills		1			1
Brio of Johnston		1			1
SOMA MEDICAL CENTER PA #3 GREENACRES			1	100%	1
GASTROENTEROLOGY ASSOC OF PENSACOLA, PA			1	100%	1
DOCTORS MEMORIAL HOSP HOME HEALTH CARE		1			1
INNOVATIVE CARE II LLC			1	100%	1
Consulate Health Care of Tallahassee			1	100%	1
ELITE MEDICAL LABORATORY SOLUTIONS LLC			1	100%	1
MOUNT ST MARYS HOSPITAL OF NIAGARA FALLS			1	100%	1
YUMA REGIONAL MEDICAL CENTER			1	100%	1
VITAL CARE CLINIC, LLC			1	100%	1
HARBORCHASE OF VILLAGES CROSSING			1	100%	1
Kroger 753 - The Little Clinic Goss Avenue		1			1
LEHIGH MEDICAL AND RESEARCH CENTER, INC			1	100%	1
SOUTHEASTERN INTEGRATED MEDICAL PL			1	100%	1
MEDEXPRESS URGENT CARE-BRENTWOOD		1			1
ENCORE AT BOCA RATON, THE			1	100%	1
Kroger 686 - The Little Clinic Farragut		1			1
SOUTHERN FAMILY HEALTH			1	100%	1
DEVLAB, LLC			1	100%	1
MERITUS MEDICAL CENTER			1	100%	1
TREASURE COAST COMMUNITY HEALTH INC			1	100%	1
OSF SAINT FRANCIS MEDICAL CENTER			1	100%	1
ST FRANCIS MEDICAL CENTER			1	100%	1
GOOD SAMARITAN HOSPITAL			1	100%	1
KETTERING MEDICAL CENTER			1	100%	1
Arlington Care Center			1	100%	1
MEDEXPRESS URGENT CARE - MYLAN			1	100%	1
ACCESS MEDICAL GROUP OF TAMPA INC			1	100%	1
MISSOURI DEPARTMENT OF HEALTH AND SENIOR SERVICES - STATE PH LAB		1			1

# COVID-19: testing by laboratory

Data through Jan 21, 2021 verified as of Jan 22, 2021 at 10:25 AM

Data in this report are provisional and subject to change.

The numbers in the table below represent the number of Florida and non-Florida residents for whom test results were received by the Department of Health. A person can be tested by more than one laboratory and can have both positive and negative results. **Therefore, the sum of the numbers in each column will be larger than the total number of people tested.**

Reporting lab	Inconclusive	Negative	Positive	Percent positive	Total
ARIZA WELLNESS CARE LLC			1	100%	1
MINUTECLINIC, LLC #1452		1			1
CVS NV5286POCT HENDERSON		1			1
ADVENTHEALTH SENIOR CARE AT ORMOND			1	100%	1
MEDEXPRESS URGENT CARE - BENTONVILLE		1			1
REGIONAL MED CTR BAYONET POINT			1	100%	1
SPECTRUM LABORATORY			1	100%	1
COVENANT HEALTH		1			1
PORT ORANGE NURSING & REHAB			1	100%	1
XSTREMEMD			1	100%	1
SOUTH DADE NURSING & REHABILITATION CENTER			1	100%	1
AVERA SACRED HEART HOSPITAL			1	100%	1
AVON PARK CLUSTER		1			1
VERITAS GENETICS, INC.			1	100%	1
PROVIDENCE PORTLAND MEDICAL CENTER		1			1
CVS TX3292POCT WYLIE		1			1
Excel Care Center			1	100%	1
LAB TEST KENDALL LLC		1			1
CAREHERE HUDSON BAY			1	100%	1
CVS AZ9290POCT PHOENIX		1			1
DOCTORS CARE - AIKEN MALL			1	100%	1
Heartland Health Care Center Jacksonville			1	100%	1
Life Care Center of Paradise Valley		1			1
American Fork Care Center dba Heritage Care Center		1			1
BRUCE S WEST MD			1	100%	1
SPORTS MEDICINE CLINIC - U OF WYOMING			1	100%	1
KIOSK MEDICINE KENTUCKY LLC		1			1
EXACCARE KINGSTON, LLC			1	100%	1
NORTHSIDE HOSPITAL DULUTH			1	100%	1
MINUTECLINIC DIAGNOSTIC OF KANSAS, PC		1			1
CMC MERCY LABORATORY			1	100%	1
ALL PRO ORTHOPEDICS & SPORTS MEDICINE, PA			1	100%	1
PEDIATRIC PARTNERS ZEPHYRHILLS			1	100%	1
LANGLADE			1	100%	1
Smg At Bridgewater Family Medicine		1			1
Robert Wood Johnson University Hospital			1	100%	1
COMMUNITY HOSPITALS INDIANAPOLIS			1	100%	1
NORTH SHORE MEDICAL CENTER - SALEM HOSPITAL			1	100%	1
ST JOHNS MEDICAL CENTER		1			1
STUYVESANT URGENT CARE		1			1
ABBOTT LABORATORIES - OCCUPATIONAL HEALTH SERVICES			1	100%	1
Sunnybrook Rehabilitation Center			1	100%	1
Summit Medical Group Morristown Oncology		1			1
BASCOM PALMER EYE INSTITUTE			1	100%	1
THE TOLEDO HOSPITAL			1	100%	1
CHI ST VINCENT LITTLE ROCK DIAGNOSTIC CLINIC			1	100%	1

# COVID-19: testing by laboratory

Data through Jan 21, 2021 verified as of Jan 22, 2021 at 10:25 AM

Data in this report are provisional and subject to change.

The numbers in the table below represent the number of Florida and non-Florida residents for whom test results were received by the Department of Health. A person can be tested by more than one laboratory and can have both positive and negative results. **Therefore, the sum of the numbers in each column will be larger than the total number of people tested.**

Reporting lab	Inconclusive	Negative	Positive	Percent positive	Total
MEDICAL ASSOCIATES OF CARTER		1			1
EVEXIA DIAGNOSTICS			1	100%	1
Manor Care Health Care Services - Williamsport North		1			1
Heritage of Red Cloud		1			1
MERITER LABORATORIES			1	100%	1
KANA MEDICAL			1	100%	1
MEDEXPRESS URGENT CARE - TOPEKA, SW WANAMAKER RD		1			1
MEDICAL CENTER			1	100%	1
MEMORIAL HOSPITAL WEST			1	100%	1
MISSION HOSPITAL			1	100%	1
FAIRFIELD MEDICAL CENTER			1	100%	1
Parkside Manor		1			1
Mountain City Care and Rehabilitation Center		1			1
Good Samaritan Society - Albion		1			1
ROSLYN INTERNAL MEDICINE		1			1
PORTSMOUTH REG. HOSPITAL			1	100%	1
PUBLIX PHARMACY #1114			1	100%	1
ADVENTHEALTH HOME CARE WATERMAN			1	100%	1
SOMA MEDICAL CENTER PA			1	100%	1
JUPITER PEDIATRIC ASSOCIATES, PA			1	100%	1
THE INTERNAL MEDICAL GROUP		1			1
NICKLAUS CHILDREN'S DORAL OUTPATIENT CENTER			1	100%	1
Cerenity Senior Care-White Bear Lake		1			1
LIFE CARE CENTER OF HILTON HEAD		1			1
PRIME CARE FAMILY MEDICINE			1	100%	1
MEDEXPRESS URGENT CARE - LEOMINSTER		1			1
NEMOURS CHILDREN'S PRIMARY CARE			1	100%	1
Riviera Health Resort		1			1
CHIPOLA QUICK CARE			1	100%	1
ADVENTHEALTH MEDICAL GROUP PEDIATRICS DIABETES &			1	100%	1
OPTUM MEDICAL CLINIC IN ROCKRIMMON			1	100%	1
Crisp Regional Nursing and Rehab Center		1			1
FAMILY PRACTICE OF CENTRAL FLORIDA PA			1	100%	1
CLINICAL TRIALS OF TAMPA LLC		1			1
URGENT DOC -NACOGODOCHES CLINIC			1	100%	1
HIGHLANDS CLINICAL LABORATORY			1	100%	1
MEDEXPRESS URGENT CARE, EDWARDSVILLE		1			1
VISTA DEL SOL MED ASSOC		1			1
EVANS FAMILY CARE PA			1	100%	1
MEDEXPRESS URGENT CARE - LINCOLN		1			1
Kroger 682 - The Little Clinic New Holland Market			1	100%	1
C V S / PHARMACY #833		1			1
BARRINGTON TERRACE NAPLES			1	100%	1
CVS HEALTH, #5962		1			1
KEY WEST BRANCH MEDICAL CLINIC			1	100%	1
GENEVA FAMILY HEALTH			1	100%	1

# COVID-19: testing by laboratory

Data through Jan 21, 2021 verified as of Jan 22, 2021 at 10:25 AM

Data in this report are provisional and subject to change.

The numbers in the table below represent the number of Florida and non-Florida residents for whom test results were received by the Department of Health. A person can be tested by more than one laboratory and can have both positive and negative results. **Therefore, the sum of the numbers in each column will be larger than the total number of people tested.**

Reporting lab	Inconclusive	Negative	Positive	Percent positive	Total
GEORGE WASHINGTON UNIVERSITY HOSPITAL			1	100%	1
TRIPLE O MEDICAL SERVICES INC			1	100%	1
DOYLESTOWN HOSPITAL			1	100%	1
CAROLINAS HEALTHCARE SYSTEM LAB			1	100%	1
MEDEXPRESS URGENT CARE - WAYNESBURG		1			1
CVS NC7529POCT KNIGHTDALE		1			1
TMH URGENT CARE CENTER			1	100%	1
WELLSNOW URGENT CARE-OSWEGO			1	100%	1
Melbourne Terrace Rehabilitation Center			1	100%	1
OPTIMAL MEDICINE INC		1			1
PEDIATRIC ASSOCIATES - JACKSONVILLE			1	100%	1
CORNERSTONE OF RECOVERY INC		1			1
CHILDREN'S MEMORIAL HOSPITAL			1	100%	1
MRMC LAB MICRO			1	100%	1
DORAL KIDNEY CENTER			1	100%	1
SOUTH MIAMI HOSPITAL			1	100%	1
UNIVERSITY OF MIAMI MILLER SCHOOL			1	100%	1
SARASOTA MEMORIAL HOSPITAL		1			1
ULTIMATE ANALYSIS LABORATORY			1	100%	1
DAUGHTERS OF SARAH NURSING CENTER		1			1
LABORATORY CORPORATION OF AMERICA			1	100%	1
ASCENSION ST VINCENT'S MEDICAL CENTER			1	100%	1
VETERANS AFFAIRS MEDICAL CENTER - EAST ORANGE			1	100%	1
Cortland Acres Association		1			1
PALM SPRINGS GENERAL HOSPITAL			1	100%	1
SAINT BARNABAS MEDICAL CENTER		1			1
PUTNAM CO HOSPITAL-D/B/A ASBURY TOWERS		1			1
Hillside Manor Rehabilitation and Extended Care Center		1			1
The Center at Centennial			1	100%	1
ROSE MEDICAL CENTER LAB			1	100%	1
MINUTECLINIC # 21110			1	100%	1
VIVEX/UMTB BIOMEDICAL			1	100%	1
MY URGENT CARE CLINIC			1	100%	1
HOLMES FAMILY PRACTICE PA			1	100%	1
JPS HEALTH CENTER AT TRUE WORTH PLACE			1	100%	1
SHANNON MEDICAL CENTER			1	100%	1
ALLEGANY COUNTY DEPARTMENT OF HEALTH		1			1
LIFE CARE CENTER OF GWINNETT		1			1
ATHENS LIMESTONE HOSPITAL		1			1
SUNCOAST PRIMARY CARE LLC			1	100%	1
NEW YORK PRESBYTERIAN HOSPITAL			1	100%	1
Manor Care of Dallastown d/b/a ManorCare Health Services - Dallastown		1			1
Bayou Vista Community Care Center			1	100%	1
SUTTER GOULD MEDICAL FOUNDATION			1	100%	1
MINUTE CLINIC DIAGNOSTIC OF VIRGINIA, LLC #6292		1			1
HEALTHCARE ASSOCIATES OF IRVING, LLP			1	100%	1

# COVID-19: testing by laboratory

Data through Jan 21, 2021 verified as of Jan 22, 2021 at 10:25 AM

Data in this report are provisional and subject to change.

The numbers in the table below represent the number of Florida and non-Florida residents for whom test results were received by the Department of Health. A person can be tested by more than one laboratory and can have both positive and negative results. **Therefore, the sum of the numbers in each column will be larger than the total number of people tested.**

Reporting lab	Inconclusive	Negative	Positive	Percent positive	Total
MEDEXPRESS URGENT CARE - WICHITA, N MAIZE RD		1			1
QUEST INC			1	100%	1
LCMC LAB SUBSECTION		1			1
MEMORIAL HOSPITAL LOS BANOS			1	100%	1
DOCTOR'S IN-HOUSE LAB/COMMUNITY HEALTH CENTERS OF PINELLAS - JOHNNIE R			1	100%	1
CATHEDRAL GERONTOLOGY CENTER DBA CATHEDRAL CARES			1	100%	1
SHANDS JACKSONVILLE CLINICAL CENTER			1	100%	1
HEALTH ALLIANCE			1	100%	1
Bivins Pointe			1	100%	1
INTERMOUNTAIN MEDICAL CENTER			1	100%	1
Lutheran Community at Telford		1			1
MEDEXPRESS URGENT CARE - WESTFIELD, E MAIN ST			1	100%	1
ADVENTHEALTH MEDICAL GROUP ADULT AND SENIOR HEALTH			1	100%	1
MYCLINIC, INC			1	100%	1
El Paso Health Care Center			1	100%	1
PHYSICIANS IMMEDIATE CARE			1	100%	1
SPRINGFIELD HOSPITAL			1	100%	1
CVS IL3163POCT OAK PARK		1			1
AMD			1	100%	1
WHEATON FRANCISCAN LABORATORY			1	100%	1
AURORA CONSOLIDATED LABORATORY			1	100%	1
NULEASE MEDICAL SOLUTIONS			1	100%	1
SEATTLE-KING COUNTY			1	100%	1
ST LUCIE COUNTY HEALTH DEPARTMENT			1	100%	1
MARINA DEL REY HOSPITAL LAB			1	100%	1
PROVIDENCE ST PETER HOSPITAL		1			1
PUBLIC HEALTH LABORATORIES			1	100%	1
CLUB HEALTH AND REHABILITATION CENTER, THE		1			1
SMA BEHAVIORAL HEALTH SERVICES INC		1			1
Shoreline Care Center			1	100%	1
Falmouth By The Sea			1	100%	1
MINUTECLINIC, LLC #09202		1			1
ADVANCE FAMILY PRACTICE LLC□			1	100%	1
ADVANCED HEALTHCARE ASSOCIATES		1			1
BLOSSOMS ASSISTED LIVING 1 LLC			1	100%	1
CVS OH2486POCT NILES			1	100%	1
ADVANCE HEALTH AND WELLNESS SOLUTIONS			1	100%	1
MID-SOUTH URGENT CARE, PLLC			1	100%	1
CHRISTUS SPOHN HOSPITAL			1	100%	1
HAMILTON COUNTY HEALTH DEPARTMENT		1			1
COMMONWEALTH OF VIRGINIA DIVISION OF CONSOLIDATED LABORATORY SERVICES			1	100%	1
RESIDENCES AT MIAMI / REIGN GARDENS LLC, THE			1	100%	1
CVS NC6402POCT DAVIDSON		1			1
FALKVILLE HEALTHCARE		1			1
LAS PALMAS MEDICAL CENTER			1	100%	1
BIOLOGICAL AND CHEMICAL EMERGENCIES LABORATORY			1	100%	1

# COVID-19: testing by laboratory

Data through Jan 21, 2021 verified as of Jan 22, 2021 at 10:25 AM

Data in this report are provisional and subject to change.

The numbers in the table below represent the number of Florida and non-Florida residents for whom test results were received by the Department of Health. A person can be tested by more than one laboratory and can have both positive and negative results. **Therefore, the sum of the numbers in each column will be larger than the total number of people tested.**

Reporting lab	Inconclusive	Negative	Positive	Percent positive	Total
Community Compassion Center of Batesville			1	100%	1
MINUTE CLINIC DIAGNOSTIC MED GRP OF CA		1			1
OMNICARE PHARMACY OF TEXAS 1, LP		1			1
HEALTH PLUS SUNRISE MEDICAL OFFICE			1	100%	1
DIAMOND SPEEDWAY DIALYSIS			1	100%	1
GWINNETT MEDICAL CENTER			1	100%	1
Kroger 596 - The Little Clinic Brentwood		1			1
SACRED HEART HEALTH SYSTEM- MIDWIFE PROGRAM			1	100%	1
PROGRESSIVE MEDICAL LAB LLC			1	100%	1
MAINE HEALTH AND ENVIRONMENTAL TESTING LABORATORY			1	100%	1
Kroger 49 - The Little Clinic Wichita - 21st St.			1	100%	1
WALGREEN#12147		1			1
WALGREENS # 12338		1			1
LABORATORIO MEDICO CENTRAL CONDOMINO MD			1	100%	1
KANSAS CITY VA MEDICAL CENTER			1	100%	1
SOUTHERN WINDS			1	100%	1
CLEVELAND CLINIC OUTPATIENT LABORATORY			1	100%	1
APPLECARE URGENT CARE KINGSLAND			1	100%	1
VANDERBILT UNIVERSITY MEDICAL CENTER			1	100%	1
WALGREENS #5130			1	100%	1
CULINARY INSTITUTE OF AMERICA STUDENT		1			1
HIGH DESERT COURT GROUP HOME			1	100%	1
MEDEXPRESS URGENT CARE-MEADVILLE			1	100%	1
RABI SINHA, MD		1			1
Buena Vista Care Center		1			1
Washington County Nursing Home			1	100%	1
HOLSTON MEDICAL GROUP		1			1
TENNOVA HEALTHCARE - CLEVELAND			1	100%	1
SUSAN F. WILLIAMS M.D., P.A.			1	100%	1
LAKE VIEW COURT		1			1
BLACK STALLION WALK IN AND EXERCISE CLINICS LLC		1			1
BRISTOL REGINAL MEDICAL CENTER			1	100%	1
Raleigh Center (WV)			1	100%	1
SILVER SPRINGS SHORES DIALYSIS			1	100%	1
FRESENIUS KIDNEY CARE FORT WALTON BEACH			1	100%	1
GAMMA HEALTHCARE, INC		1			1
MINUTE CLINIC LLC #1909		1			1
EXCEPTIONAL EMERGENCY CENTER			1	100%	1
GSM OCED Subsection			1	100%	1
NABI		1			1
HEALTH GUAGE			1	100%	1
Henry County Health and Rehabilitation		1			1
Kroger - KRO70600172		1			1
Chateau Living Center			1	100%	1
CVS M05724POCT KANSAS CITY		1			1
CLEVELAND HEARTLAB			1	100%	1

# COVID-19: testing by laboratory

Data through Jan 21, 2021 verified as of Jan 22, 2021 at 10:25 AM

Data in this report are provisional and subject to change.

The numbers in the table below represent the number of Florida and non-Florida residents for whom test results were received by the Department of Health. A person can be tested by more than one laboratory and can have both positive and negative results. **Therefore, the sum of the numbers in each column will be larger than the total number of people tested.**

Reporting lab	Inconclusive	Negative	Positive	Percent positive	Total
KNOX COMMUNITY HOSPITAL			1	100%	1
GADSDEN FAMILY PRACTICE		1			1
MD NOW MEDICAL CENTERS, INC			1	100%	1
MEDEXPRESS URGENT CARE - LAWRENCE		1			1
US LABORATORIES			1	100%	1
SIGNATURE CARE MIDLAND			1	100%	1
EAST END PEDIATRICS		1			1
MID FLORIDA BIOLOGICALS			1	100%	1
Hearthstone Nursing and Rehabilitation Center		1			1
MAURY REGIONAL MEDICAL CENTER		1			1
NORTH COUNTRY FAMILY HEALTH CENTER INC		1			1
BUFFALO CROSSINGS HEALTHCARE AND REHABILITATION CENTER			1	100%	1
Kroger - KRO70300083			1	100%	1
COASTAL PEDIATRICS LLC			1	100%	1
CORDOVA FAMILY PRACTICE			1	100%	1
EDGAR PRICE FAMILY & CHILDREN HEALTHCARE CENTER			1	100%	1
INTEGRATED GENETICS SEQUENOM		1			1
ARC POINT LABS OF AUSTIN NORTH			1	100%	1
WALGREENS NO 19542		1			1
Piqua Manor		1			1
ST PETE DIRECT PRIMARY CARE		1			1
CARSON NURSING AND REHABILITATION CENTER		1			1
RAJ K PAI MD PA			1	100%	1
PROMUS DIAGNOSTICS, LLC			1	100%	1
HEALTH EXPRESS		1			1
Hackensack Univ Medical Center At Pasc		1			1
MID-FLORIDA PATHOLOGY LLC		1			1
MC DIAGNOSTIC OF CONNECTICUT, PC #252			1	100%	1
Kroger - KRO01100688			1	100%	1
PHYSICIANS PRIMARY CARE LEHIGH PEDS			1	100%	1
CARENOW URGENT CARE-HENDERSONVILLE		1			1
SOUTHWOOD NURSING & RETIREMENT CENTER		1			1
CENTRAL CAROLINA HOSPITAL			1	100%	1
SELECT MEDICAL CLINIC			1	100%	1
NEW YORK UNIVERSITY MEDICAL CENTER			1	100%	1
NONA MEDICAL ARTS		1			1
ADVANCED CARDIOVASCULAR DIAGNOSTICS OF FL			1	100%	1
WESTCOAST FAMILY PRACTICE		1			1
2504-HOMEWOOD		1			1
Life Care Center of Auburn		1			1
LOUNDY		1			1
RAMBAM URGENT CARE			1	100%	1
UF KANAPAHA LAB BEAKER		1			1
RENOWN REGIONAL MEDICAL CENTER			1	100%	1
UNIVERSITY OF VERMONT MEDICAL CENTER			1	100%	1
CRYSTAL RIVER FIRE DEPARTMENT			1	100%	1

# COVID-19: testing by laboratory

Data through Jan 21, 2021 verified as of Jan 22, 2021 at 10:25 AM

Data in this report are provisional and subject to change.

The numbers in the table below represent the number of Florida and non-Florida residents for whom test results were received by the Department of Health. A person can be tested by more than one laboratory and can have both positive and negative results. **Therefore, the sum of the numbers in each column will be larger than the total number of people tested.**

Reporting lab	Inconclusive	Negative	Positive	Percent positive	Total
ALBANY MEDICAL CENTER			1	100%	1
SUPERKIDS PEDIATRICS			1	100%	1
COVE AT THE MARBELLA,THE			1	100%	1
NORTHWEST TEXAS HEALTHCARE SYSTEM,INC			1	100%	1
BLUETAIL MEDICAL GROUP, LLC			1	100%	1
CVS NC3319POCT CHARLOTTE		1			1
WALGREENS #10308		1			1
METRO HEALTH HOSPITAL LABORATORY		1			1
PENSACOLA MEDICAL CLINIC LLC			1	100%	1
NF Escambia, LLC DBA Olive BranchHealth and Rehabilitaion Center			1	100%	1
PM PEDIATRICS OF BAYSIDE, PLLC - RIVE		1			1
NEW HORIZON PRIMARY CARE LLC			1	100%	1
SACRED HEART MEDICAL CENTER			1	100%	1
GATEWAY FAMILY HEALTH CLINIC			1	100%	1
CVS CT1123POCT SOUTHBURY		1			1
BAPTIST HOSPITAL LABORATORY			1	100%	1
Sherwood Oaks Health Center			1	100%	1
WELLMED AT FORT PIERCE		1			1
CHATEAU MADELEINE - SENIOR LIVING & MEMORY CARE			1	100%	1
BOLLES SCHOOL, THE			1	100%	1
PRINCIPLE DIAGNOSTICS LLC			1	100%	1
LAKE PEDIATRICS			1	100%	1
MARYLAND DEPARTMENT OF HEALTH AND MENTAL HYGIENE			1	100%	1
LIFESPAN HEALTH - SELMER		1			1
WESTON COUNTY HEALTH SERVICES			1	100%	1
NEW MILFORD HOSPITAL			1	100%	1
PINEVILLE PHARMACY			1	100%	1
QUEST DIAGNOSTICS CLINICAL LABORATORIES INC		1			1
HERNANDO COUNTY HEALTH DEPT			1	100%	1
EXCEL URGENT CARE OF NJ			1	100%	1
CVS OH3476POCT TIPP CITY		1			1
DEPT OF VA MEDICAL CENTER - MIAMI			1	100%	1
NHC HealthCare St. Charles		1			1
CURA LABORATORY SERVICES			1	100%	1
BRIDGEWATER PARK ASSISTED LIVING LLC			1	100%	1
MERCY GENERAL HOSPITAL			1	100%	1
USCG ABBOTT BINAXNOW			1	100%	1
UNIVERSITY OF MIAMI PRIMARY CARE SITE UMHC 3039			1	100%	1
NIBHA MEDIRATTA MD PL			1	100%	1
HEALTH CARE SERVICES LC			1	100%	1
VA OUTPATIENT PHARMACY			1	100%	1
Dulles Health and Rehab Center		1			1
LANTANA HC LAB			1	100%	1
LRGHEALTHCARE		1			1
APALACHEE CENTER INC		1			1
DEPARTMENT OF HEALTH SERVICES			1	100%	1

# COVID-19: testing by laboratory

Data through Jan 21, 2021 verified as of Jan 22, 2021 at 10:25 AM

Data in this report are provisional and subject to change.

The numbers in the table below represent the number of Florida and non-Florida residents for whom test results were received by the Department of Health. A person can be tested by more than one laboratory and can have both positive and negative results. **Therefore, the sum of the numbers in each column will be larger than the total number of people tested.**

Reporting lab	Inconclusive	Negative	Positive	Percent positive	Total
Manor Care Health Services- Wilmington			1	100%	1
Mayfair Village Nursing Care Center		1			1
CVS IL2297144CV CHICAGO		1			1
CAROMONT HEALTH			1	100%	1
LANCASHIRE HALL NURSING AND REHABILITATION CENTER		1			1
FAMILY MEDICAL CENTRE			1	100%	1
STEPHENS COUNTY HOSPITAL			1	100%	1
THE HEART HOSPITAL BAYLOR PLANO			1	100%	1
Aspire Physical Recovery Center at Cahaba River		1			1
KIDSVILLE PEDIATRICS IV PA		1			1
SOUTH TEXAS HEALTH SYSTEM ER - WARE ROAD			1	100%	1
DOCTORS CARE – GREER		1			1
LAREDO EMERGENCY ROOM			1	100%	1
RICHICHI FAMILY HEALTH			1	100%	1
MERCY – NORTH IOWA			1	100%	1
HAWAII DEPARTMENT OF HEALTH LAB			1	100%	1
CVS DC1340POCT WASHINGTON		1			1
VA OPTOMETRY CLINIC			1	100%	1
PLANT CITY FAMILY CARE		1			1
ASCARATE DIALYSIS			1	100%	1
RHODE ISLAND DEPARTMENT OF HEALTH LABORATORIES			1	100%	1
Imperial Healthcare Centre			1	100%	1
Kroger 97 - The Little Clinic Hutchinson		1			1
LAKE COMMUNITY ACTION AGENCY		1			1
URGENTMED PLANTATION			1	100%	1
OHIO VALLEY MANOR NURSING &		1			1
GENESIS FAMILY PRACTICE			1	100%	1
UT HEALTH RIO GRANDE VALLEY PRIMARY CARE AT			1	100%	1
HENRICO DOCTOR'S LABORATORY			1	100%	1
IVAN, MAYA			1	100%	1
OMNI HEALTHCARE URGENT CARE			1	100%	1
LIFELINK TRANSPLANT INSTITUTE LAB			1	100%	1
PEACHEALTH LABORATORIES		1			1
NASSAU UNIVERSITY MEDICAL CENTER DEPT		1			1
OCALA RKC EAST HEMO #1			1	100%	1
ST CATHERINE HOSPITAL LABORATORY			1	100%	1
SUNCREST OMNI		1			1
MINUTE CLINIC LLC #6765		1			1
SEWALLS POINT PHARMACY INC			1	100%	1
BROOKDALE PALM BEACH GARDENS			1	100%	1
GUIDEWELL EMERGENCY MEDICINE DOCTORS LLC #33			1	100%	1
STANDIFER PLACE		1			1
CVS AZ5026POCT MESA		1			1
Kroger 419 - The Little Clinic Farmington/Exeter		1			1
Parkview Care Center			1	100%	1
HEALGEN SCIENTIFIC			1	100%	1

# COVID-19: testing by laboratory

Data through Jan 21, 2021 verified as of Jan 22, 2021 at 10:25 AM

Data in this report are provisional and subject to change.

The numbers in the table below represent the number of Florida and non-Florida residents for whom test results were received by the Department of Health. A person can be tested by more than one laboratory and can have both positive and negative results. **Therefore, the sum of the numbers in each column will be larger than the total number of people tested.**

Reporting lab	Inconclusive	Negative	Positive	Percent positive	Total
PREMIER MOBILE HEALTH SERVICES, LLC			1	100%	1
NEMOURS CHILDREN'S URGEN CARE			1	100%	1
ENCOMPASS HEALTH REHABILITATION HOSPITAL OF LARGO			1	100%	1
Ash Flat Healthcare and Rehabilitation Center			1	100%	1
ADVENTHEALTH MEDICAL GROUP OBSTETRICS			1	100%	1
NEW SMYRNA BEACH AMBULATORY CARE CTR			1	100%	1
SOUTH FLORIDA URGENT CARE CENTERS, LLC			1	100%	1
Lynwood		1			1
BAYFRONT HEAL WOUND CARE AND HYPERBARIC CENTER			1	100%	1
Crowne Place Assisted Living		1			1
ATRIA TAMARAC			1	100%	1
NEBRASKA DEPARTMENT OF HEALTH AND HUMAN SERVICES			1	100%	1
CVS MO4850POCT SPRINGFIELD		1			1
ST MARY'S OF SAGINAW		1			1
Lenbrook		1			1
BERKSHIRE MEDICAL CENTER			1	100%	1
PINELLAS CHD - CLEARWATER			1	100%	1
MALUHIA		1			1
MEDEXPRESS URGENT CARE - RUSSELLVILLE, W MAIN ST		1			1
MEDEXPRESS URGENT CARE - CONWAY		1			1
Trucare Living Centers - Columbus		1			1
BAPTIST HEALTH PRIMARY CARE AT DORAL			1	100%	1
SAINT ALPHONSUS REGIONAL MEDICAL CENTER			1	100%	1
SUNCOAST BEHAVIORAL HEALTH CENTER			1	100%	1
Alden North Shore			1	100%	1
SURGERY CENTER, THE			1	100%	1
MID-FLORIDA CANCER CENTERS		1			1
DEPARTMENT OF HEALTH AND ENVIRONMENTAL CONTROL			1	100%	1
bishop rehabilitation and nursing center		1			1
ADVENT HEALTH MEDICAL GROUP FAMILY AND INTERNAL MEDICINE AT AVALON PAR			1	100%	1
JACK M MATHENY II MD			1	100%	1
Eddy Memorial Geriatric Center		1			1
ER NEAR ME HULEN		1			1
FLORIDA DIGESTIVE AND LIVER SPECIALISTS			1	100%	1
MID FLORIDA COMMUNITY SERVICES			1	100%	1
ATMORE COMMUNITY HOSPITAL			1	100%	1
MEDIPLUS CLINIC, INC			1	100%	1
CVS NC5591POCT STATESVILLE			1	100%	1
WYOMING COUNTY DEPARTMENT OF HEALTH		1			1
CVS MO8581POCT BLUE SPRINGS		1			1
MERCY HOSPITAL			1	100%	1
MAHONEY PEDIATRICS PA			1	100%	1
DEL PRADO MEDICAL CENTER, INC		1			1
NORTH FL SOUTH GA HCS-LAKE CITY			1	100%	1
SPINE & PAIN CONSULTANT PLLC		1			1
ADVENTHEALTH HOSPICE CARE CENTRAL FLORIDA		1			1

# COVID-19: testing by laboratory

Data through Jan 21, 2021 verified as of Jan 22, 2021 at 10:25 AM

Data in this report are provisional and subject to change.

The numbers in the table below represent the number of Florida and non-Florida residents for whom test results were received by the Department of Health. A person can be tested by more than one laboratory and can have both positive and negative results. **Therefore, the sum of the numbers in each column will be larger than the total number of people tested.**

Reporting lab	Inconclusive	Negative	Positive	Percent positive	Total
HUDSON REGIONAL HOSPITAL			1	100%	1
LAKE MARY PEDIATRICS			1	100%	1
CLINICAL PATHOLOGY LABORATORIES SOUTHEAST INC			1	100%	1
PARKRIDGE MEDICAL CENTER			1	100%	1
ASSOCIATES MD MEDICAL GROUP INC			1	100%	1
Kroger 519 - The Little Clinic Staples Mill Road		1			1
INHEALTH LIFE SCIENCES LLC			1	100%	1
MEDEXPRESS URGENT CARE - DANVILLE		1			1
KIDSVILLE PEDIATRICS III PA			1	100%	1
TAMPA GENERAL MEDICAL GROUP LABORATORY HEALTHPARK			1	100%	1
CVS SC2250POCT COLUMBIA		1			1
MARQUETTE GENERAL HOSPITAL			1	100%	1
SISTERS MISSION			1	100%	1
PUBLIX PHARMACY #0332		1			1
ESCANDON DIAGNOSTIC CLINIC			1	100%	1
CHI ST. LUKE'S HEALTH BCM MEDICAL CENTER			1	100%	1
HEART HOSPITAL OF LAFAYETTE: EMERGENCY ROOM			1	100%	1
ELEMENTS PHARMACY			1	100%	1
PROVIDENCE ST. PATRICK HOSPITAL			1	100%	1
TITUSVILLE TOWERS ASSISTED LIVING		1			1
Kroger 627 - The Little Clinic Castleberry			1	100%	1
VAULT MEDICAL SERVICES			1	100%	1
BEST CARE COMMUNITY AND FAMILY HEALTH CENTER INC			1	100%	1
VIRGINIA UROLOGY		1			1
LIMA MEMORIAL HOSPITAL			1	100%	1
PLEASANT RIDGE MANOR WEST		1			1
JACKSON MADISON CO. GEN. HOSPITAL			1	100%	1
Portsmouth Health and Rehab			1	100%	1
WEST DADE PEDIATRICS			1	100%	1
REFERENCE LABORATORY			1	100%	1
FLORIDA EPIDEMIOLOGY PROGRAM			1	100%	1
HUNEYCUTT FAMILY PRACTICE			1	100%	1
Heritage Health of Peru			1	100%	1
DUKE UNIVERSITY POINT OF CARE TESTING PROGRAM			1	100%	1
OCALA REGIONAL DIALYSIS- NORTH			1	100%	1
LOWER KEYS COMMUNITY HEALTH CENTER			1	100%	1
PRIMEX CLINICAL LABORATORIES INC			1	100%	1
CAREWELL URGENT CARE FITCHBURG			1	100%	1
UHS BINGHAMTON GENERAL			1	100%	1
FIT4LIFE MEDICAL CENTER			1	100%	1
QUALITY CLINICAL LAB LLC			1	100%	1
PALM BEACH COUNTY HEALTH DEPT.			1	100%	1
MEDEXPRESS URGENT CARE - DERBY N ROCK		1			1
BNJ		1			1
Kroger 395 - The Little Clinic Blanchester		1			1
HELIX BIOMEDICS LLC			1	100%	1

# COVID-19: testing by laboratory

Data through Jan 21, 2021 verified as of Jan 22, 2021 at 10:25 AM

Data in this report are provisional and subject to change.

The numbers in the table below represent the number of Florida and non-Florida residents for whom test results were received by the Department of Health. A person can be tested by more than one laboratory and can have both positive and negative results. **Therefore, the sum of the numbers in each column will be larger than the total number of people tested.**

Reporting lab	Inconclusive	Negative	Positive	Percent positive	Total
CANDLER HOSPITAL			1	100%	1
MOUNT SINAI COMPREHENSIVE CANCER CENTER			1	100%	1
BRANDON OUTREACH CLINIC			1	100%	1
PROGRESS PHARMACY INC			1	100%	1
SPRINGBROOK HOSPITAL			1	100%	1
Sanford Health & Rehabilitation			1	100%	1
CVS SC4286POCT EASLEY		1			1
NASSAU COUNTY HEALTH DEPARTMENT		1			1
HARDIN HEALTH INC		1			1
MONROE COUNTY FIRE RESCUE		1			1
LAKE MARY OPTUM FLORIDA			1	100%	1
FHCP ASC - ORANGE CITY			1	100%	1
DAYTONA BEACH CENTRA CARE			1	100%	1
UHEALTH CARDIOLOGY			1	100%	1
GOSHEN MEDICAL CENTER			1	100%	1
FORT LOUDOUN PRIMARY CARE		1			1
NEWTON MEMORIAL HOSPITAL		1			1
C V S / PHARMACY #4396		1			1
VILLAGES HEALTH SYSTEM, LLC, THE			1	100%	1
The Evangelical Lutheran Good Samaritan Society Prescott Village		1			1
HEALTH PARTNERS REGIONAL HOSPITAL			1	100%	1
Kingston Care Center of Fort Wayne		1			1
Arch Plaza Nursing and Rehabilitation Center			1	100%	1
BSA PHYSICIANS GROUP, INC D/B/A BSA FAMILY MEDICAL			1	100%	1
PROSPECT URGENT CARE			1	100%	1
CONSULATE HEALTH CARE OF VERO BEACH			1	100%	1
Kroger 618 - The Little Clinic Trail Creek Village		1			1
APOPKA FAMILY HEALTH CENTER			1	100%	1
MEDEXPRESS URGENT CARE - FORT SMITH		1			1
UHEALTH CORAL SPRINGS			1	100%	1
PAUL C SCHWARTZ & MELVIN L WEIDMAN		1			1
CVS PA5241POCT CHALFONT		1			1
FLORIDA FAMILY LABORATORY		1			1
ORANGE PEDIATRICS PA			1	100%	1
JOHN PETER SMITH HOSPITAL- OB TRIAGE			1	100%	1
BLANCHARD VALLEY HOSPITAL LABORATORY			1	100%	1
SYCAMORE MEDICAL CENTER-KETTERING HEALTH NETWORK			1	100%	1
CVS SC7556POCT WEST COLUMBIA		1			1
NAPHCARE INC		1			1
The Palms Nursing and Rehabilitation		1			1
BOCA CIEGA CENTER			1	100%	1
DIVERSICARE OF BIG SPRINGS		1			1
SOUTHEAST MISSOURI HOSPITAL		1			1
FLORIDA MEDICAL CLINIC, LLC			1	100%	1
ASSISTED LIVING AT TREZEVANT		1			1
BAPTIST EMERGENCY HOSPITAL KELLY			1	100%	1

# COVID-19: testing by laboratory

Data through Jan 21, 2021 verified as of Jan 22, 2021 at 10:25 AM

Data in this report are provisional and subject to change.

The numbers in the table below represent the number of Florida and non-Florida residents for whom test results were received by the Department of Health. A person can be tested by more than one laboratory and can have both positive and negative results. **Therefore, the sum of the numbers in each column will be larger than the total number of people tested.**

Reporting lab	Inconclusive	Negative	Positive	Percent positive	Total
FAYETTE MEDICAL CENTER LAB		1			1
MEMORIAL SATILLA HEALTH			1	100%	1
AURORA HEALTH CARE METRO INC			1	100%	1
DAVENPORT PEDIATRICS CLERMONT PA		1			1
CVS MD2956POCT NEW MARKET			1	100%	1
ARLINGTON ADULT RESIDENTIAL FACILITY, INC			1	100%	1
WORKFORCE HEALTH DEPARTMENT			1	100%	1
FLAGLER COUNTY BOARD OF COUNTY COMMISSIONERS			1	100%	1
TALLAHASSEE PRIMARY CARE ASSOCIATES PA			1	100%	1
SPECIALTY DRUG TESTING			1	100%	1
PATIENT FIRST - LEESBURG			1	100%	1
WINCHESTER HOSPITAL			1	100%	1
FAMILY MEDICINE AT CELEBRATION		1			1
NANCY M WORTHINGTON MD PA			1	100%	1
Cooperstown Center for Nursing and Rehabilitation		1			1
MED TECH CLINICAL LABORATORY		1			1
MEMORIAL HERMANN SOUTHWEST HOSPITAL			1	100%	1
SCIENCE CARE			1	100%	1
Douglas County Health Center		1			1
UNIVERSITY CENTER MEDICAL LLC DBA		1			1
FLORIDA STATE UNIVERSITY HEALTH SERVICES			1	100%	1
STANLY REGIONAL MEDICAL CENTER			1	100%	1
OCEAN MEDICAL CENTER		1			1
LITTLE COMPANY OF MARY HOSPITAL			1	100%	1
Jacaranda Manor			1	100%	1
CENTRAL TX URGENT CARE			1	100%	1
FAMILY CARE SPECIALISTS OF ORLANDO			1	100%	1
HEALTH FIRST MEDICAL GROUP LLC			1	100%	1
LAKELAND REGIONAL HEALTH GRASSLANDS		1			1
MEDICAL ASSOCIATES OF PINELLAS - LAB			1	100%	1
NORTH SHORE HEMATOLOGY-ONCOLOGY ASSOCIATES		1			1
GENESIS HEALTH SYSTEM			1	100%	1
CVS IN8669POCT INDIANAPOLIS		1			1
OAKMONTE VILLAGE OF DAVIE			1	100%	1
PATHOLOGY		1			1
EASTSIDE URGENT CARE			1	100%	1
APPLECARE VALDOSTA			1	100%	1
URGENT CARE OF FORT LAUDERDALE INC			1	100%	1
MINUTECLINIC, LLC #4507		1			1
MINUTECLINIC, LLC #07876			1	100%	1
MAYO CLINIC BEACHES PRIMARY CARE CTR		1			1
BROOKDALE PALM COAST		1			1
UMASS MEMORIAL MEDICAL CENTER, INC		1			1
Avera Sr. James Care Center		1			1
Central Park Healthcare & Rehabilitation Center		1			1
WALGREENS #15291		1			1

# COVID-19: testing by laboratory

Data through Jan 21, 2021 verified as of Jan 22, 2021 at 10:25 AM

Data in this report are provisional and subject to change.

The numbers in the table below represent the number of Florida and non-Florida residents for whom test results were received by the Department of Health. A person can be tested by more than one laboratory and can have both positive and negative results. **Therefore, the sum of the numbers in each column will be larger than the total number of people tested.**

Reporting lab	Inconclusive	Negative	Positive	Percent positive	Total
Elm Crest Senior Living Community		1			1
Kroger 923 - The Little Clinic Centerville		1			1
ADVANTA LABS, LLC		1			1
SKY RIDGE MEDICAL CENTER - MICRO			1	100%	1
SARHA DOCTORS CENTER			1	100%	1
Floralia Health and Rehabilitation, LLC		1			1
SHAMRA MEDICAL LABORATORY			1	100%	1
FIVE STAR PREMIER RESIDENCES OF POMPANO BEACH			1	100%	1
JMC TALLAHASSEE, LLC			1	100%	1
POINTE MEDICAL SERVICES INC			1	100%	1
EXAC CARE CROSSVILLE		1			1
TMH PHYSICIAN PARTNERS			1	100%	1
BRIAN C GRINER MD LLC			1	100%	1
NORTHEAST TEXAS DIALYSIS		1			1
MARYLAND DEPARTMENT OF HEALTH AND MENTAL HYGIENE-LABORATORIES			1	100%	1
FIU HEALTH CARE CENTER			1	100%	1
DECATUR MORGAN HOSPITAL - DECATUR GENE		1			1
LOGAN COUNTY HOSPITAL			1	100%	1
MAINE CENTER FOR DISEASE CONTROL AND PREVENTION			1	100%	1
ALIMETRIX INC		1			1
CVS IL1773POCT TINLEY PARK		1			1
GATEWAY HEALTHCARE, PC			1	100%	1
Alden Lincoln Park			1	100%	1
HAYS CLINICAL LAB			1	100%	1
WillowBrooke Court at Westminster Village		1			1
LAKELAND MEDICAL CENTER			1	100%	1
KROGER 915 - THE LITTLE CLINIC ANDERSON			1	100%	1
DOCTORS CARE OF PALM COAST			1	100%	1
NORTH BROWARD MEDICAL CENTER			1	100%	1
SMITH KLINE			1	100%	1
ACCURATE HEALTH SERVICES CORP			1	100%	1
OAKMONT WEST- GREENVILLE SC		1			1
HARMONY HEALTHCARE ORLANDO INC		1			1
CAREFIRST URGENT CARE - BEECHMONT			1	100%	1
NORTHERN KENTUCKY HEALTH DEPARTMENT			1	100%	1
CVS NC4165POCT BREVARD			1	100%	1
MEMORIAL HERMANN MEDICAL GROUP-ATASCOCITA PEDS			1	100%	1
ADVANCED INDIVIDUALIZED MEDICINE OF NAPLES			1	100%	1
WINTER GARDEN CHILDREN'S HEALTH CENTERS			1	100%	1
Peninsula Nursing and Rehabilitation Center		1			1
CVS KS4521POCT SHAWNEE		1			1
PENINSULA REGIONAL MED CTR LAB			1	100%	1
CENTRAL FLORIDA HOSPITALIST			1	100%	1
WINDSOR MANOR			1	100%	1
Kroger 339 - The Little Clinic Highlands - Bardstown Road		1			1
CVS PA813POCT RICHBORO		1			1

# COVID-19: testing by laboratory

Data through Jan 21, 2021 verified as of Jan 22, 2021 at 10:25 AM

Data in this report are provisional and subject to change.

The numbers in the table below represent the number of Florida and non-Florida residents for whom test results were received by the Department of Health. A person can be tested by more than one laboratory and can have both positive and negative results. **Therefore, the sum of the numbers in each column will be larger than the total number of people tested.**

Reporting lab	Inconclusive	Negative	Positive	Percent positive	Total
Garden View Care Center at Dougherty Ferry		1			1
MEMORIAL HOSPITAL MIRAMAR WAIVED TESTING			1	100%	1
PRIMARY CARE GROUP LLC		1			1
Winter Park Care and Rehab			1	100%	1
DE TAR HOSPITAL			1	100%	1
RM PHARMACY SERVICES INC		1			1
ONPOINT URGENT CARE			1	100%	1
ADVENTHEALTH MEDICAL GROUP COMMUNITY MEDICINE			1	100%	1
JOHN KNOX MANOR INC II			1	100%	1
DR PHILLIPS CENTER FOR WELLNESS		1			1
HACKENSACK UNIVERSITY MEDICAL CENTER		1			1
MORNINGSIDE NURSING AND REHABILITATION		1			1
Garden Villa Bedford		1			1
CLERMONT HEALTH DEPARTMENT			1	100%	1
COSTCO PHARMACY #1023			1	100%	1
HIGHLAND PARK LAKEWOOD PRESTON HOLLOW			1	100%	1
CONVENIENT MEDICAL AND HEALTH SERVICES			1	100%	1
PRACTITIONERS IN MOTION			1	100%	1
MEDEXPRESS URGENT CARE - ANDERSON		1			1
URGENT CARE CENTER OF PORT ORANGE LLC			1	100%	1
DAVITA DIALYSIS-NORTH			1	100%	1
CHP COVID-19 (TX)			1	100%	1
BROOKS REHAB			1	100%	1
MICROBIOLOGY DEPARTMENT			1	100%	1
PCR DIAGNOSTICS			1	100%	1
ANY LAB TEST NOW JACKSONVILLE		1			1
FAMILY PRACTICE ASSOCIATES		1			1
PALMS OF FT MYERS,THE			1	100%	1
UMMC MIDTOWN CAMPUS			1	100%	1
KINGWOOD EMERGENCY HOSPITAL			1	100%	1
YOUR HEALTH PEDIATRICS INC			1	100%	1
ENCOMPASS HEALTH HOME HEALTH		1			1
Medicalodges Neosho			1	100%	1
CVS HEALTH, #2043		1			1
MAYO CLINIC OUTPATIENT DIALYSIS CENTER			1	100%	1
OAK HAVEN REHAB AND NURSING CENTER			1	100%	1
FLAGLER CARE CENTER			1	100%	1
CACERES SPECIALIZED GYNECOLOGY		1			1
THE MEDICAL CENTER AT BOWLING GREEN			1	100%	1
MEDICAL CLINIC OF HOUSTON			1	100%	1
Kroger 777 - The Little Clinic Shelbyville		1			1
MED CHOICE CENTER OF NORTH MIAMI			1	100%	1
SWIFTCARE URGENT CARE, PLLC			1	100%	1
AUTUMN HOUSE			1	100%	1
TERRELL URGENT CARE			1	100%	1
SEASONS HOSPICE AND PALLIATIVE CARE OF			1	100%	1

# COVID-19: testing by laboratory

Data through Jan 21, 2021 verified as of Jan 22, 2021 at 10:25 AM

Data in this report are provisional and subject to change.

The numbers in the table below represent the number of Florida and non-Florida residents for whom test results were received by the Department of Health. A person can be tested by more than one laboratory and can have both positive and negative results. **Therefore, the sum of the numbers in each column will be larger than the total number of people tested.**

Reporting lab	Inconclusive	Negative	Positive	Percent positive	Total
TUNIS STREET GROUP HOME		1			1
MEMORIAL HERMANN HOSPITAL			1	100%	1
WINTER PARK MEMORIAL HOSPITAL LABORATORY		1			1
LAKE SUCCESS EXTENDED CARE		1			1
MAYO CLINICAL LABORATORIES		1			1
PHYSICIANS PREMIER			1	100%	1
Gulf Coast health and Rehabilitation, LLC		1			1
SV MOBILE HEALTH			1	100%	1
ST GERARD'S COMMUNITY OF CARE		1			1
DEBORAH HEART AND LUNG CENTER		1			1
Tremont Health & Rehabilitation Center		1			1
ST. LUKES HOSPITAL			1	100%	1
MEDEXPRESS URGENT CARE - BECKLEY		1			1
CARESPOT - OCOEE			1	100%	1
CVS MINUTE CLINIC DIAGNOSTIC MED GRP OF CAL		1			1
UNIVERSITY OF IOWA HOSPITALS & CLINICS			1	100%	1
MEDPOST - NORTH DALLAS			1	100%	1
NEMOURS CHILDRENS PRIMARY CARE CLERMONT			1	100%	1
YOUR HEALTH PEDIATRICS			1	100%	1
URGENT CARE OF KANSAS CITY			1	100%	1
LP ELIZABETHTON		1			1
WESTEX URGENT CARE, PLLC			1	100%	1
CVS CA9113POCT CHULA VISTA		1			1
WATERBURY HOSPITAL REFERENCE LAB			1	100%	1
SHAH			1	100%	1
MEMORIALCARE LONG BEACH MEDICAL CENTER			1	100%	1
EMERGENCY CARE SERVICES LAB AT JFK MEDICAL CENTER			1	100%	1
CARING PROFESSIONAL HEALTH CARE LLC		1			1
NATION'S BEST CARE HOME HEALTH			1	100%	1
MEDICAL ARTS LABORATORY			1	100%	1
Miller Health Care Center			1	100%	1
BAYLOR SCOTT AND WHITE MEDICAL CENTER -CENTENNIAL			1	100%	1
OCCUPATIONAL HEALTH CENTER		1			1
NORTH OKALOOSA PHYSICIAN GRP - WALK IN CLINIC			1	100%	1
FAMILY MEDICAL CLINIC HOMESTEAD, LLC			1	100%	1
CVS OH3458POCT BEAVERCREEK		1			1
ANSWERS RESOURCE FACILITY		1			1
CONWAY - SHERWOOD URGENT CARE			1	100%	1
UPSON REGIONAL MEDICAL CENTER			1	100%	1
ENCOMPASS HEALTH REHABILITATION			1	100%	1
LEXINGTON HOSPITAL CORPORATION			1	100%	1
NFRC CLINICAL LAB			1	100%	1
PREMIER FAMILY AND SPORTS MEDICINE LLC			1	100%	1
ELKHART GENERAL HOSPITAL			1	100%	1
BLUEWATER TOXICOLOGY			1	100%	1
JACKSBORO URGENT CARE			1	100%	1

# COVID-19: testing by laboratory

Data through Jan 21, 2021 verified as of Jan 22, 2021 at 10:25 AM

Data in this report are provisional and subject to change.

The numbers in the table below represent the number of Florida and non-Florida residents for whom test results were received by the Department of Health. A person can be tested by more than one laboratory and can have both positive and negative results. **Therefore, the sum of the numbers in each column will be larger than the total number of people tested.**

Reporting lab	Inconclusive	Negative	Positive	Percent positive	Total
MEDICAL CENTER OF CENTRAL GEORGIA			1	100%	1
ROCKLEDGE HEALTH & REHABILITATION CENTER			1	100%	1
TIMPANOGOS REGIONAL HOSPITAL			1	100%	1
WALGREENS #01398			1	100%	1
DOCTORS AFTER HOURS URGENT CARE CENTER			1	100%	1
UNLIMITED MEDICAL SERVICES OF FL PL DBA		1			1
HCL LABORATORIES			1	100%	1
HCR ManorCare Greentree		1			1
MINUTECLINIC DIAG OF IND, LLC #6908		1			1
ASPIRUS WAUSAU HOSPITAL			1	100%	1
Glen Oaks Health and REhabilitation		1			1
CHESAPEAKE REGIONAL MEDICAL CENTER			1	100%	1
ODYSSEY HEALTH CARE OF MARION COUNTY LLC		1			1
SHARON REGIONAL MEDICAL CENTER			1	100%	1
MINUTECLINIC LLC (2335)		1			1
ROAN MOUNTAIN MEDICAL CENTER			1	100%	1
FLORHAM PARK ENDOSCOPY CENTER		1			1
DIGNITY HEALING LLC			1	100%	1
GREATER TAMPA AT HOME			1	100%	1
ALPHA 1 ANTITRYPSIN RESEARCH PROGRAM			1	100%	1
OXY-GENLAB			1	100%	1
Village Crest Center for Health & Rehabilitation		1			1
HOUSTON DEPARTMENT OF HEALTH AND HUMAN SERVICES			1	100%	1
WY RETIREMENT CENTER		1			1
WEST COAST CLINICAL LABS INC			1	100%	1
AUGUSTA HEALTH CLINICAL LABORATORY			1	100%	1
SONNI'S PEDIATRICS			1	100%	1
CHRISTIANA HOSPITAL		1			1
DR JAMES D FORBES FAMILY CARE CENTER			1	100%	1
MT CARMEL PHARMACY INC		1			1
CELEBRATION HOSPITAL			1	100%	1
Broomall Manor		1			1
GREENTREE MEDICAL CENTER			1	100%	1
NAVARRO MEDICAL CENTERS LLC			1	100%	1
THE CHILDREN'S HOSPITAL OF PHILADELPHIA		1			1
CLEMENT MANOR HEALTH CENTER		1			1
GOLDING-GRANADO MEDICAL ASSOCIATES		1			1
VA COMMUNITY BASED CLINIC - LAKE CITY			1	100%	1
CSL PLASMA LAB			1	100%	1
HEALTHCARE FOR THE HOMELESS			1	100%	1
CHAMBREL AT PINECASTLE			1	100%	1
CFCH - FROSTPROOF			1	100%	1
MCH PHYSICIANS GROUP			1	100%	1
PRIMARY CARE & PEDIATRICS - SHEPHERSTOWN		1			1
GRAND VIEW HOSPITAL			1	100%	1
CENTRAL TX MEDICAL CENTER - LAB			1	100%	1

# COVID-19: testing by laboratory

Data through Jan 21, 2021 verified as of Jan 22, 2021 at 10:25 AM

Data in this report are provisional and subject to change.

The numbers in the table below represent the number of Florida and non-Florida residents for whom test results were received by the Department of Health. A person can be tested by more than one laboratory and can have both positive and negative results. **Therefore, the sum of the numbers in each column will be larger than the total number of people tested.**

Reporting lab	Inconclusive	Negative	Positive	Percent positive	Total
TANGLEWOOD MANOR		1			1
MINUTE CLINIC DIAGNOSTICS OF IN, LLC #6252		1			1
VANAJA SUREDDI MD PA			1	100%	1
Valley Center (WV)			1	100%	1
CVS OH5457POCT POWELL		1			1
PALOMAR MEDICAL CENTER			1	100%	1
ADVENT HEALTH - OWASA			1	100%	1
CALIFORNIA PUBLIC HEALTH LABORATORY			1	100%	1
NORTH SHORE HEMATOLOGY-ONCOLOGY ASSOCI		1			1
Moab Regional Hospital			1	100%	1
BEAUFORT MEMORIAL			1	100%	1
Courtenay Springs Village			1	100%	1
Sevierville Health and Rehabilitation		1			1
Oakland Nursing and Rehabilitation Center		1			1
INFECTION CONTROL DEPT			1	100%	1
JOSEPH SCHENKER MD PC		1			1
MID-FLORIDA PATHOLOGY LLC - MOBILE UNIT # 3			1	100%	1
LAB PLUS, LLC			1	100%	1
CVS TX7827POCT ROUND ROCK		1			1
MARTIN HEALTH PHYSICIAN GROUP			1	100%	1
RAYMOND BASRI MD		1			1
CVS GA7064POCT STOCKBRIDGE		1			1
SANTA MONICA CA-UCLA MC			1	100%	1
BORINQUEN HEALTH CENTER			1	100%	1
BMC/NASSAU			1	100%	1
FLORIDA CLINICAL LABORATORY INC DBA			1	100%	1
COMMUNITY MEDICAL CENTER-ORANGE CITY		1			1
OAKWOOD HOSPITAL - SOUTHSHORE			1	100%	1
CHILDRENS SPECIALIST PEDIATRIC PULMMOLOGY &			1	100%	1
ARCADIA DIALYSIS CENTER			1	100%	1
BROOKSVILLE REGIONAL HOSPITAL			1	100%	1
PENSACOLA PATHOLOGY		1			1
MEDEXPRESS URGENT CARE - ST CLAIR, CLOVER DR.		1			1
ADVANCE CARDIOVASCULAR IMAGING, INC			1	100%	1
LSU MEDICAL CENTER			1	100%	1
FAITH FAMILY PRACTICE			1	100%	1
CVS OH3301POCT WOODMERE		1			1
PROVIDENCE LABORATORY SERVICES		1			1
INDIAN RIVER CLINICAL LABORATORY, INC.		1			1
HALEYVILLE HEALTH CARE CENTER		1			1
TITUSVILLE REHABILITATION AND NURSING CENTER		1			1
CQUENTIA NGS, LLC			1	100%	1
ORLANDO HEALTH MEDICAL GROUP			1	100%	1
MINUTECLINIC DIAGNOSTIC OF KENTUCKY		1			1
MINUTECLINIC DIAGNOSTIC OF KANSAS PA		1			1
BAYCARE OUTREACH LAB WH SOUTH			1	100%	1

# COVID-19: testing by laboratory

Data through Jan 21, 2021 verified as of Jan 22, 2021 at 10:25 AM

Data in this report are provisional and subject to change.

The numbers in the table below represent the number of Florida and non-Florida residents for whom test results were received by the Department of Health. A person can be tested by more than one laboratory and can have both positive and negative results. **Therefore, the sum of the numbers in each column will be larger than the total number of people tested.**

Reporting lab	Inconclusive	Negative	Positive	Percent positive	Total
HALIFAX HEALTH PRIMARY CARE			1	100%	1
MINUTE CLINIC DIAGNOSTIC PA			1	100%	1
Kroger 647 - The Little Clinic Newnan Crossings			1	100%	1
CARENOW MIDTOWN			1	100%	1
Good Samaritan Society Waukon		1			1
PASTEUR MEDICAL CENTER LLC		1			1
C A R E S		1			1
COMMUNITY HEALTH CENTERS INC			1	100%	1
REELFOOT FAMILY WALK-IN CLINIC		1			1
HALIFAX FAMILY HEALTH CENTER			1	100%	1
SIMPLY HEALTHCARE AND WELLNESS CLINIC, PC			1	100%	1
GENESEE COUNTY HEALTH DEPARTMENT		1			1
CHILDREN'S MEDICAL CENTER-EAST ORLANDO			1	100%	1
UPMC NORTHWEST HOSPITAL			1	100%	1
Walgreens #12427			1	100%	1
STAMFORD HOSPITAL			1	100%	1
ORMC-ARDEN/EOI			1	100%	1
MINUTECLINIC DIAG OF IND, LLC #6250		1			1
INDIANA STATE DEPARTMENT OF HEALTH CLINIC MICROBIOLOGY		1			1
COLLIER PHARMACY			1	100%	1
CVS MN6811POCT PLYMOUTH		1			1
ORLANDO HEALTH PHYSICIAN GROUP			1	100%	1
CONCIERGE INTERNAL MEDICINE ASSOCIATES			1	100%	1
EH FARGO HOSPITAL LABORATORY			1	100%	1
CVS CT718POCT ANSONIA		1			1
ST JOHNS PEDIATRICS PA		1			1
ST VINCENTS AMBULATORY CARE INC			1	100%	1
HUNTSVILLE HOSPITAL			1	100%	1
MEDSTAR HEALTH URGENT CARE			1	100%	1
NATIONAL INSTITUTES OF HEALTH CLINICAL CENTER			1	100%	1
SOUTHERN BREEZE HEALTHCARE			1	100%	1
Senatobia Healthcare & Rehab		1			1
CORPORATION OF AMERICA		1			1
CARDIAC AND VASCULAR CONSULTANTS MD PA		1			1
RIVIERA BEACH HEALTH CENTER LAB			1	100%	1
TEVAPHARM			1	100%	1
Kroger 441 - The Little Clinic Middletown		1			1
LAKESIDE MEDICAL CENTER		1			1
PM PEDIATRICS PC			1	100%	1
HIBISCUS COURT			1	100%	1
HOWELL BRANCH COURT			1	100%	1
BAXTER REGIONAL MEDICAL CENTER			1	100%	1
PARK AVENUE DERMATOLOGY NORTH			1	100%	1
WHITE EARTH IHS MAIN LAB		1			1
COLONIAL VILLA GOOD SAMARITAN CENTER		1			1
BAPTIST HOSPITAL EAST			1	100%	1

# COVID-19: testing by laboratory

Data through Jan 21, 2021 verified as of Jan 22, 2021 at 10:25 AM

Data in this report are provisional and subject to change.

The numbers in the table below represent the number of Florida and non-Florida residents for whom test results were received by the Department of Health. A person can be tested by more than one laboratory and can have both positive and negative results. **Therefore, the sum of the numbers in each column will be larger than the total number of people tested.**

Reporting lab	Inconclusive	Negative	Positive	Percent positive	Total
Walgreens #5065		1			1
COVID RAPID LABS			1	100%	1
MINUTECLINIC DIAGNOSTIC OF OHIO #6139		1			1
THE CLINIC ON SIXTH			1	100%	1
COMMUNITY MEDICAL CARE			1	100%	1
CARE CENTERS OF NASSAU, LLC - HENDRICKS RD		1			1
FAMILY MEDICAL CENTER		1			1
SUREPOINT URGENT CARE PADRE ISLAND			1	100%	1
ST. MARY MEDICAL CENTER		1			1
EAST RIDGE RETIREMENT VILLAGE INC		1			1
PULMONARY MEDICINE		1			1
NHC Chattanooga			1	100%	1
LANGLEY DIALYSIS			1	100%	1
ORMOND MEDICAL ARTS FAMILY PRACTICE PL			1	100%	1
ORLANDO HEALTH PHYSICIAN GROUP INC			1	100%	1
PRIMACARE MEDICAL LAKEWOOD			1	100%	1
HAWKEYE CARE CENTER DUBUQUE		1			1
LEHIGH PULMONARY ASSOCIATES			1	100%	1
ST LUKES SURGICAL AT THE VILLAGES INC			1	100%	1
Remarkable Healthcare Dallas			1	100%	1
LIFEGUARD AMBULANCE SERVICE LLC - BAY COUNTY			1	100%	1
ACCESS FAMILY CARE LLC			1	100%	1
THEDACARE FAMILY MEDICINE GATEWAY			1	100%	1
RAPID CITY REGIONAL HOSPITAL -579 ATTN. LABORATORY		1			1
HATLEY HEALTH CARE, INC		1			1
USF PHYSICIANS GROUP			1	100%	1
Birmingham Nursing & Rehab Center		1			1
LOPEZ		1			1
PRISMA HEALTH TUOMEY LABORATORY			1	100%	1
CVS CA9715POCT THOUSAND OAKS		1			1
HARBOR BEACH NURSING AND REHABILITATION CENTER			1	100%	1
HEARTLAND OF ZEPHYRHILLS FL, LLC			1	100%	1
UF HEALTH - WILDLIGHT			1	100%	1
MEDICAL CITY NORTH HILLS			1	100%	1
ARNOLD PALMER HOSPITAL LAB POCT		1			1
SOLARIS HEALTHCARE PLANT CITY		1			1
Princeton Place			1	100%	1
Fairview			1	100%	1
BOND COUNTY HEALTH DEPARTMENT			1	100%	1
TWIN			1	100%	1
UNIVERSITY OF MIAMI SCCC RESEARCH LABORATORY			1	100%	1
Strasburg Care Center		1			1
CARESPOT EXPRESS HEALTHCARE BOYNTON BEACH			1	100%	1
NORTH SHORE HEMATOLOGY-ONCOLOGY ASSOCIATES PC		1			1
BASCOM PALMER-MICRO LAB			1	100%	1
LOURDES URGENT CARE			1	100%	1

# COVID-19: testing by laboratory

Data through Jan 21, 2021 verified as of Jan 22, 2021 at 10:25 AM

Data in this report are provisional and subject to change.

The numbers in the table below represent the number of Florida and non-Florida residents for whom test results were received by the Department of Health. A person can be tested by more than one laboratory and can have both positive and negative results. **Therefore, the sum of the numbers in each column will be larger than the total number of people tested.**

Reporting lab	Inconclusive	Negative	Positive	Percent positive	Total
CONNECTICUT PEDIATRICS @ CHC		1			1
Metairie Healthcare Center			1	100%	1
DOCTORS HEARING			1	100%	1
ISLAND NURSING HOME			1	100%	1
MINUTE CLINIC LLC #0169		1			1
SOUTHWEST ORLANDO FAMILY MEDICINE, PL			1	100%	1
SOUTHEASTERN HEALTH FACILITES, INC		1			1
LOUISIANA STATE LAB			1	100%	1
LAKE REGIONAL HEALTH			1	100%	1
MINIUTECLINIC DIAG OF IND, LLC #6553		1			1
INTERNAL MEDICINE GROUP OF CENTRAL FLORIDA			1	100%	1
UT HEALTH RGV CLINICAL LABORATORY			1	100%	1
LIFELINK TISSUE BANK D/B/A LIFELINK TISSUE BANK		1			1
Monument Health Strugis Care Center		1			1
MEMORIAL HOSPITAL - BELLEVILLE			1	100%	1
EAST COAST INSTITUTE FOR RESEARCH LLC			1	100%	1
FLORIDA ADVANCED MEDICAL AND DERM AESTHETICS LLC			1	100%	1
NORTH FLORIDA FAMILY MEDICINE			1	100%	1
TCPA CLINICAL LABORATORIES			1	100%	1
MOSOLF PEDIATRICS PA			1	100%	1
ENZO LABS INC			1	100%	1
Acts Manor House		1			1
MENORAH MANOR			1	100%	1
Country View of Sunbury			1	100%	1
HEALTHPARTNERS HUDSON CLINIC			1	100%	1
Dugan Memorial Home		1			1
UCH LAB			1	100%	1
INNOVATIVE GENOMICS, LLC			1	100%	1
ALLEGHENY GENERAL HOSPITAL			1	100%	1
CVS IL7143POCT SCHAUMBURG		1			1
NORTHWEST FLORIDA SPECIALTY PHYSICIANS LLC		1			1
LOUIS STOKES CLEVELAND VA MEDICAL CENTER			1	100%	1
DESERT HOSPITAL/CPHU CLINICAL LABORATORY			1	100%	1
Kroger 126 - The Little Clinic Cottonwood		1			1
PINNACLE DIALYSIS		1			1
HOSPICE OF LAKE & SUMTER INC		1			1
Holly Hill Healthcare Center			1	100%	1
PELICAN STATE OUTPATIENT CENTER			1	100%	1
CVS PA2582POCT SPRINGFIELD		1			1
FRESENIUS KIDNEY CARE			1	100%	1
DERMDX, DIV OF AURORA DIAGNOSTICS/BERNHARDT LAB		1			1
EAST FL CORE LAB			1	100%	1
TMH CANCER CENTER LABORATORY			1	100%	1
NORDX			1	100%	1
Regency Square			1	100%	1
Niles Nursing and Rehab. Center		1			1

# COVID-19: testing by laboratory

Data through Jan 21, 2021 verified as of Jan 22, 2021 at 10:25 AM

Data in this report are provisional and subject to change.

The numbers in the table below represent the number of Florida and non-Florida residents for whom test results were received by the Department of Health. A person can be tested by more than one laboratory and can have both positive and negative results. **Therefore, the sum of the numbers in each column will be larger than the total number of people tested.**

Reporting lab	Inconclusive	Negative	Positive	Percent positive	Total
MEDEXPRESS URGENT CARE - BENTON		1			1
Mountain View Manor			1	100%	1
FLORIDA STATE HOSPITAL CLINICAL LABORATORY		1			1
CAN COMMUNITY HEALTH LLC		1			1
MEDCARE QUALITY MEDICAL CENTER LLC			1	100%	1
MEDI STATION			1	100%	1
FRASER MEMORIAL HOSPITAL			1	100%	1
UABC			1	100%	1
PUBLIX PHARMACY # 1236			1	100%	1
STEWART MEDICAL GROUP INC			1	100%	1
NEW RIVER HEALTH DISTRICT			1	100%	1
Juniper Village at Bucks County		1			1
POMPANO BEACH ARTIFICIAL KIDNEY CENTER			1	100%	1
ADAMS COUNTY HEALTH DEPARTMENT			1	100%	1
NORTH RIVER FAMILY HEALTH CENTER			1	100%	1
ROYAL OAK MEDICAL CENTER LLC DBA CHARACTER FAMILY			1	100%	1
JOSHUA E CHESIR MD		1			1
ADVANCE MD CARE			1	100%	1
APS-SUMMIT CARE PHARMACY, LLC DBA OMNICARE		1			1
GRAND VILLA OF SARASOTA			1	100%	1
TMH PHYSICIAN PARTNERS QUINCY			1	100%	1
MODERN URGENT CARE			1	100%	1
KIDS CARE PEDIATRICS PA			1	100%	1
CARTERSVILLE MEDICAL CENTER			1	100%	1
GOOD SAMARITAN SOCIETY - DE SMET		1			1
PHYSICIAN ASSOCIATES, LLC			1	100%	1
CVS NC7588POCT ASHEVILLE		1			1
MOSAIC MEDICAL CENTER MARYVILLE			1	100%	1
PRIMARY CARE SPECIALISTS OF ORLANDO LLC			1	100%	1
BUFFALO VAMC			1	100%	1
NEW YORK CITY DEPARTMENT OF HEALTH			1	100%	1
NORTH FLORIDA CHILD DEVELOPMENT, INC			1	100%	1
LABORATORIO BUENA SALUD			1	100%	1
MINUTECLINIC OF NEVADA-2955 S FT APACH		1			1
Waddell Nursing & Rehab Center		1			1
PEDIATRIC URGENT CARE CENTR OF FORT WORTH-LA GRAN			1	100%	1
SEACOAST PATHOLOGY PROFESSIONAL ASSOC		1			1
ATLANTIC DIAGNOSTICS			1	100%	1
SIGNATURE CARE COLLEGE STATION			1	100%	1
ATRIA PARK OF LAKE FOREST (WG HERITAGE LF LLC)			1	100%	1
CARDIOLOGY AND FITNESS MEDICINE		1			1
GEORGETOWN URGENT CARE			1	100%	1
CVS MINUTE CLINIC #5836		1			1
Kroger 523 - The Little Clinic Dickson			1	100%	1
SYNEXUS CLINICAL RESEARCH US INC		1			1
CONSOLIDATED			1	100%	1

# COVID-19: testing by laboratory

Data through Jan 21, 2021 verified as of Jan 22, 2021 at 10:25 AM

Data in this report are provisional and subject to change.

The numbers in the table below represent the number of Florida and non-Florida residents for whom test results were received by the Department of Health. A person can be tested by more than one laboratory and can have both positive and negative results. **Therefore, the sum of the numbers in each column will be larger than the total number of people tested.**

Reporting lab	Inconclusive	Negative	Positive	Percent positive	Total
COLLINS NURSING HOME		1			1
ADVANCED URGENT CARE CENTER			1	100%	1
Waycross Health and Rehabilitation		1			1
Oregon Veterans Home The Dalles		1			1
CAREWELL 203			1	100%	1
ATHENA PLASTIC SURGERY		1			1
MEDEX CLINIC LLC			1	100%	1
Kroger 907 - The Little Clinic Holland		1			1
COBLESKILL REGIONAL HOSPITAL		1			1
GRAND VILLA OF LAKE LAND		1			1
RIDGEFIELD PEDIATRIC ASSOCIATES		1			1
GRACE WELLNESS CENTER LLC			1	100%	1
CARE STATION MEDICAL GROUP		1			1
CHILTON MEDICAL CENTER		1			1
Brookdale Southside			1	100%	1
Eagle Health and Rehabilitation		1			1
BROOKDALE FORT MYERS LAKES PARK			1	100%	1
Longwood Community Living Center		1			1
SILVERMAN			1	100%	1
ADVENTHEALTH DURAND			1	100%	1
DIVERSE MEDICAL CARE LLC			1	100%	1
NORTHEAST FLORIDA HEALTH SERVICES			1	100%	1
15 TO KNOW			1	100%	1
WATERTOWN URGENT CARE		1			1
MEDAC AT PORTERS NECK			1	100%	1
BLACKBERRY CENTER, THE		1			1
SAN JOSE CLINIC		1			1
CVS OH10209POCT UNIONTOWN		1			1
LAKEVIEW HEALTH CARE SYSTEM LLC			1	100%	1
MINUTECLINIC DIAGNOSTIC OF NEW MEXICO LLC #7552		1			1
PHYSICIANS URGENT CARE			1	100%	1
LADY OF THE SEA HOSPITAL LAB			1	100%	1
OHIOHEALTH URGENT CARE			1	100%	1
MEDEXPRESS URGENT CARE - MARTINSVILLE		1			1
REGIONAL MEDICAL LABORATORY			1	100%	1
CVS IL7017POCT BLOOMINGTON		1			1
Kroger 465 - The Little Clinic Oakley		1			1
AVERA ST. MARY'S HOSPITAL			1	100%	1
HAMILTON CHD		1			1
RIVERSIDE REGIONAL MED CENTER			1	100%	1
MED BAR LLC		1			1
CAH ACQUISITION COMPANY 11 LLC			1	100%	1
BIOMERIEUX			1	100%	1
WASHINGTONVILLE PHARMACY INC		1			1
MEDICAL ASSOCIATES OF BREVARD LLC		1			1
MEADOWS PARK HEALTH AND REHABILITATION		1			1

# COVID-19: testing by laboratory

Data through Jan 21, 2021 verified as of Jan 22, 2021 at 10:25 AM

Data in this report are provisional and subject to change.

The numbers in the table below represent the number of Florida and non-Florida residents for whom test results were received by the Department of Health. A person can be tested by more than one laboratory and can have both positive and negative results. **Therefore, the sum of the numbers in each column will be larger than the total number of people tested.**

Reporting lab	Inconclusive	Negative	Positive	Percent positive	Total
Kroger 550 - The Little Clinic Bellevue		1			1
SMITH NORTHVIEW HOSPITAL LAB			1	100%	1
EVENTIDE LUTHERAN HOME		1			1
CVS IL8753POCT CHICAGO		1			1
PEDIATRIC ASSOCIATES - DORAL			1	100%	1
FLORIDA DEPARTMENT OF HEALTH PALM BEACH COUNTY			1	100%	1
MIAMI CEREBRAL PALSY RESIDENTIAL			1	100%	1
IZ MEDICAL		1			1
GOSHEN HOSPITAL			1	100%	1
DIXIE REGIONAL MEDICAL CENTER			1	100%	1
ST.ELIZABETH HEALTH CENTER	1				1
SACRED HEART HOSPITAL NURSING			1	100%	1
CARENOW URGENT CARE - SPRING			1	100%	1
CARESPOT - LEE VISTA			1	100%	1
BROADWAY HEALTH FLORIDA MEDICAL CLINIC URGENT CARE			1	100%	1
FHPG SURGICAL ASSOCIATES OF EAST PASCO			1	100%	1
CIGNA GATEWAY			1	100%	1
HALIFAX HEALTH PRIMARY CARE ORMOND			1	100%	1
UNIVERSITY URGENT CARE			1	100%	1
Northern Nevada State Veterans Home		1			1
IM&P WELLNES CENTER			1	100%	1
AAA MEDICAL TESTING			1	100%	1
NORWALK HOSPITAL			1	100%	1
PALM COAST DRAW STATION/AMERICAN HEALTH ASSOCIATES		1			1
Kroger 379 - The Little Clinic Stony Brook		1			1
Villages of St.Peters		1			1
QC LABORATORY			1	100%	1
LABONE		1			1
SUMMIT LABORATORY			1	100%	1
HORIZON MEDICAL CENTER			1	100%	1
TAYLOR COUNTY HEALTH DEPARTMENT			1	100%	1
Kroger 448 - The Little Clinic Mason		1			1
FULGENT GENETICS HOUSTON		1			1
WALK-IN MEDICAL CARE			1	100%	1
SAINT JOSEPH'S HOSPITAL AND MEDICAL CENTER		1			1
Seal Rock Healthcare		1			1
SONORAN DESERT PATHOLOGY			1	100%	1
MINUTECLINIC DIAGNOSTIC OF NH, LLC (CL		1			1
BROOKDALE VERO BEACH SOUTH AL		1			1
WALKIN MEDICAL URGENT CARE,NEW CITY			1	100%	1
KAISER PERMANENTE REGIONAL REFERENCE LABORATORY		1			1
RIVERSIDE COUNTY PUBLIC HEALTH LABORATORY			1	100%	1
SOUTH FLORIDA BAPTIST HOSPITAL			1	100%	1
VALLEY HOSPITAL MEDICAL CENTER		1			1
UNIVERSITY OF NORTH CAROLINA HOSPITALS			1	100%	1
HEARTLAND REGIONAL MEDICAL CENTER		1			1

# COVID-19: testing by laboratory

Data through Jan 21, 2021 verified as of Jan 22, 2021 at 10:25 AM

Data in this report are provisional and subject to change.

The numbers in the table below represent the number of Florida and non-Florida residents for whom test results were received by the Department of Health. A person can be tested by more than one laboratory and can have both positive and negative results. **Therefore, the sum of the numbers in each column will be larger than the total number of people tested.**

Reporting lab	Inconclusive	Negative	Positive	Percent positive	Total
WINNIFRED ASSISTED LIVING FACILITY INC		1			1
MED-LAKE LABORATORY			1	100%	1
HOME AIDE SVC OF EASTERN NY INC D/B/A		1			1
IMMY LABS			1	100%	1
OLEAN GENERAL HOSPITAL		1			1
MEDONE URGENT CARE			1	100%	1
MINNESOTA DEPARTMENT OF HEALTH LABORATORY			1	100%	1
Diversicare of Smyrna		1			1
Rio Grande City Nursing and Rehab Center			1	100%	1
MANASOTA PEDIATRICS			1	100%	1
WATERS EDGE ELEMENTARY SCHOOL			1	100%	1
University Plaza Rehabilitation and Nursing			1	100%	1
Long Beach Care Center			1	100%	1
WEST BOCA MEDICAL CENTER			1	100%	1
GIBSON AREA PRIMARY CARE			1	100%	1
Waters of Covington		1			1
HOLLAND COMMUNITY HOSPITAL		1			1
MEDEXPRESS URGENT CARE - ROSS TOWNSHIP		1			1
WELLCARE URGENT CARE			1	100%	1
MEMORIAL HEALTH UNIVERSITY MEDICAL CENTER			1	100%	1
UMASS MEMORIAL/MARLBORO HOSPITAL			1	100%	1
HENRY FORD WEST BLOOMFIELD HOSPITAL			1	100%	1
Autumn Care of Suffolk		1			1
MEDEXPRESS URGENT CARE - SPRINGFIELD, COOLEY ST		1			1
BAYMEADOWS PEDIATRIC CARE		1			1
UNIVERSITY OF SOUTH FLORIDA			1	100%	1
MEDERI CARETENDERS VS OF SE FL LLC DBA			1	100%	1
CITRONELLE HEALTH AND REHABILITATION CENTER		1			1
WMC HEALTH GROUP OF KISSIMMEE LLC			1	100%	1
CVS KY4779POCT LOUISVILLE		1			1
HENRY FORD HOSPITAL			1	100%	1
PEDIATRIC ASSOCIATES - MIAMI LAKES		1			1
ADVENTHEALTH PHYSICIAN GROUP - APPLEWOOD			1	100%	1
Memorial Health Care Center			1	100%	1
CVS NC7213POCT MATTHEWS		1			1
PREMIER PEDIATRICS			1	100%	1
Sears Coastal Nursing and Rehab		1			1
LAKE BALDWIN			1	100%	1
WW Chem Auto SS			1	100%	1
CONCORDIA MANOR			1	100%	1
BAPTIST HEALTH SURGERY CENTER			1	100%	1
SANITAS RESEARCH LLC			1	100%	1
CVS TN7698POCT KNOXVILLE		1			1
STARLING AT SAN JOSE			1	100%	1
SIGNATURE CARE MEMORIAL CITY			1	100%	1
SOMERSET			1	100%	1

# COVID-19: testing by laboratory

Data through Jan 21, 2021 verified as of Jan 22, 2021 at 10:25 AM

Data in this report are provisional and subject to change.

The numbers in the table below represent the number of Florida and non-Florida residents for whom test results were received by the Department of Health. A person can be tested by more than one laboratory and can have both positive and negative results. **Therefore, the sum of the numbers in each column will be larger than the total number of people tested.**

Reporting lab	Inconclusive	Negative	Positive	Percent positive	Total
ST. JOHN HOSPITAL & MEDICAL CENTER			1	100%	1
DIXITKUMAR N MODI MD PA			1	100%	1
SPHERE DX			1	100%	1
MONMOUTH MEDICALC ENTER		1			1
MANOR CARE OF DELRAY BEACH FL LLC		1			1
HILTON HEAD HOSPITAL/INPATIENT			1	100%	1
MIDWAY SPECIALTY CARE CENTER INC		1			1
WESLEY MEDICAL CENTER			1	100%	1
West Bay of Tampa Center			1	100%	1
HUMC		1			1
RAYMOND F CARON MD			1	100%	1
DISCOVERY AT HOME, LLC			1	100%	1
Kroger 353 - The Little Clinic Harpers Point		1			1
COMMUNITY PHYSICIANS OF NORTH PORT PA			1	100%	1
WALGREENS #06025		1			1
SOUTH FLORIDA RESEARCH ORGANIZATION			1	100%	1
TRUMAN MEDICAL CENTER - HOSPITAL HILL			1	100%	1
ALPHA CLINICAL LABORATORY CORP.			1	100%	1
ALLIANCE LABORATORY SERVICES			1	100%	1
MEDCOR CORPORATE CLINIC			1	100%	1
Bethel Lutheran Nursing & Rehabilitation Center		1			1
MINUTECLINIC DIAGNOSTIC OF OHIO #4401		1			1
MIAMI VASCULAR SURGERY			1	100%	1
MEDICAL CITY DENTON			1	100%	1
CLERMONT PEDIATRICS, PA			1	100%	1
Southwest Louisiana Veterans Home			1	100%	1
SMITH			1	100%	1
CHOTA COMMUNITY HEALTH SERVICES		1			1
FLORIDA CLINICAL RESEARCH CENTER, LLC			1	100%	1
INLET CONCIERGE MEDICINE			1	100%	1
ADVENTHEALTH MEDICAL GROUP FAMILY AND INTERNAL			1	100%	1
OPTUM OF HIALEAH		1			1
LEELANAU OPCO, LLC		1			1
FRESENIUS SOUTH FORT MYERS		1			1
SOUTH TAMPA AFTER HOURS CLINIC			1	100%	1
OCALA REGIONAL KIDNEY CENTER EAST			1	100%	1
PARTNERS IN PRIMARY CARE		1			1
Garden Isle Healthcare and Rehabilitation Center		1			1
Kroger 350 - The Little Clinic New Cut Road		1			1
Monument Health Custer Care Center		1			1
HAMILTON CI MAIN UNIT ANNEX/ WORK CAMP			1	100%	1
CARENOW LAKE WORTH			1	100%	1
JOHNSON & JOHNSON VISION CARE-VISTAKON			1	100%	1
Fairhaven Retirement Community		1			1
CVS SC5479POCT INDIAN LAND		1			1
HERNANDO CHILDREN'S			1	100%	1

# COVID-19: testing by laboratory

Data through Jan 21, 2021 verified as of Jan 22, 2021 at 10:25 AM

Data in this report are provisional and subject to change.

The numbers in the table below represent the number of Florida and non-Florida residents for whom test results were received by the Department of Health. A person can be tested by more than one laboratory and can have both positive and negative results. **Therefore, the sum of the numbers in each column will be larger than the total number of people tested.**

Reporting lab	Inconclusive	Negative	Positive	Percent positive	Total
HARRIS URGENT CARE CENTER			1	100%	1
NEW ERA HEALTH CENTER INC		1			1
ANY LAB TEST FAST CORP			1	100%	1
NEMOURS CHILDREN'S PRIMARY CARE, ST CLOUD			1	100%	1
FAMILY MEDICAL CENTERS			1	100%	1
PENNY PEDIATRICS		1			1
BLOOD SYSTEMS LABORATORIES			1	100%	1
FAMILY MEDICAL CLINIC KENDALL LLC			1	100%	1
MD NOW URGENT CARE			1	100%	1
Kroger 717 - The Little Clinic Dolphin Drive			1	100%	1
FLORIDA HOSPITAL TRANSPLANT CENTER		1			1
CORIZON HEALTH INC			1	100%	1
Kroger - KRO03500568			1	100%	1
AMERICAN LAB LLC		1			1
MEDICAL LIFE-INC GUIDEWELL EMERGENCY MEDICINE			1	100%	1
AESTHETIC PHYSICIANS PC			1	100%	1
TRAVIS LEE THOMPSON MD			1	100%	1
Carington Park			1	100%	1
EASTSIDE MEDICAL CLINIC		1			1
GEORGE W FERGUSON MD-CONCIERGE MEDICAL SERVICES PL		1			1
SOUTH BEND MEDICAL FOUNDATION			1	100%	1
TAMPA HEALTH CARE PROVIDERS PA		1			1
BAYCARE OUTREACH LAB			1	100%	1
CVS M08595POCT RAYMORE		1			1
CVS PA2688POCT COLLEGEVILLE		1			1
Vibralfire of El Paso Rehabilitation Center			1	100%	1
THE CHRIST HOSPITAL			1	100%	1
GOOD SAMARITAN SOCIETY-FOREST CITY		1			1
SOUTHERN SPRINGS HEALTH CARE		1			1
Big River Nursing and Rehab		1			1
Chateau Girardeau			1	100%	1
SOUTHEASTERN PATHOLOGY ASSOCIATES			1	100%	1
MADISON FACILITY INC			1	100%	1
ST JOHNS EPISCOPAL HOSPITAL SOUTH SHORE		1			1
BAPTIST MINOR MEDICAL CENTER			1	100%	1
NORTH CAROLINA STATE LABORATORY OF PUBLIC HEALTH, SPECTRUM LAB NETWORK			1	100%	1
CVS NV5942POCT LAS VEGAS		1			1
MEDICAL ASSOCIATES OF THE SHOALS		1			1
MEDEXPRESS URGENT CARE - HADLEY		1			1
PALMETTO PRIMARY CARE PHYSICIANS			1	100%	1
DONALSONVILLE HOSPITAL			1	100%	1
ORLANDO PHYSICIAN NETWORK		1			1
Kroger 522 - The Little Clinic Gahanna		1			1
ANDREWS INSTITUTE AMBULATORY SURGERY CENTER		1			1
BAPTIST HOSPITAL NURSING/PATIENT CARE			1	100%	1
CARENOW-MONTGOMERY			1	100%	1

# COVID-19: testing by laboratory

Data through Jan 21, 2021 verified as of Jan 22, 2021 at 10:25 AM

Data in this report are provisional and subject to change.

The numbers in the table below represent the number of Florida and non-Florida residents for whom test results were received by the Department of Health. A person can be tested by more than one laboratory and can have both positive and negative results. **Therefore, the sum of the numbers in each column will be larger than the total number of people tested.**

Reporting lab	Inconclusive	Negative	Positive	Percent positive	Total
FAIRVIEW SOUTHDAL			1	100%	1
TARRYTOWN PHARMACY			1	100%	1
FLORIDA HEALTH CARE MEDICAL GROUP		1			1
ROSE HAVEN NURSING CENTER		1			1
BATESVILLE - SHERWOOD URGENT CARE			1	100%	1
HARDEE COUNTY FIRE RESCUE		1			1
Livingston County Center for Nursing and Rehabilitation		1			1
Cottage of the Shoals		1			1
Walgreens #3661		1			1
MERCYONE DES MOINES MEDICAL CENTER			1	100%	1
Kroger 524 - The Little Clinic Iron Bridge Road		1			1
UNIVERSITY OF TEXAS AT EL PASO, THE			1	100%	1
SOUTHWEST REGIONAL PCR LABORATORY			1	100%	1
COMMUNITY			1	100%	1
GRAND VILLA OF PINELLAS PARK			1	100%	1
Carrollton Manor Inc		1			1
CABELL HUNTINGTON HOSPITAL CLINICAL LAB			1	100%	1
MINUTECLINIC DIAG OF IND, LLC #4368		1			1
Pinnacle Assisted Living			1	100%	1
Harbert Hills Academy Nursing Home		1			1
A.G. Rhodes		1			1
LAKE LURE HEALTH CENTER			1	100%	1
Walgreens #5914		1			1
FLORIDA MEDICAL CENTER			1	100%	1
FLORIDA KEYS PED AND ADOLES CTR			1	100%	1
CVS IL2297652CV CHICAGO		1			1
CTMD MEDICAL CENTER, PA			1	100%	1
CELEBRATION FAMILY PHYSICIANS LLC			1	100%	1
HELEN HAYES HOSPITAL LABORATORY		1			1
THE PALMS PHARMACY, INC		1			1
MINUTECLINIC MINUTECLINIC #3665		1			1
CVS NC7047POCT DURHAM		1			1
NORTH OKALOOSA CLINIC CORP		1			1
BAYSHORE POINTE NURSING AND REHAB CENTER			1	100%	1
ISLANDS ASSISTED LIVING FACILITY,THE			1	100%	1
ST. PETERSBURG PEDIATRICS-SEMINOLE			1	100%	1
SOUTHERN HILLS MEDICAL CENTER			1	100%	1
STATE OF CALIFORNIA DOH SERVICES			1	100%	1
MOUNT SINAI AVENTURA DIAGNOSTIC CENTER			1	100%	1
NORTH WEST FLORIDA DIAGNOSTIC ENOCRINOLOGY CLINIC			1	100%	1
CLEVELAND CLINIC OHIO LABORATORIES			1	100%	1
DILELLA			1	100%	1
Lemont Nursing and Rehab Center			1	100%	1
BAYLOR SCOTT & WHITE MEDICAL SURGICAL CLINIC			1	100%	1
VA ST LOUIS HEALTH CARE SYSTEM			1	100%	1
SKYRIDGE CLINICAL ASSOCIATES		1			1

## COVID-19: testing by laboratory

Data through Jan 21, 2021 verified as of Jan 22, 2021 at 10:25 AM

Data in this report are provisional and subject to change.

The numbers in the table below represent the number of Florida and non-Florida residents for whom test results were received by the Department of Health. A person can be tested by more than one laboratory and can have both positive and negative results. **Therefore, the sum of the numbers in each column will be larger than the total number of people tested.**

Reporting lab	Inconclusive	Negative	Positive	Percent positive	Total
Maple Lane Nursing Home		1			1
CVS PA1296POCT DREXEL HILL		1			1
TITUSVILLE CENTER FOR SURGICAL EXCELLENCE LLC		1			1
AURORA MEDICAL CENTER-KENOSHA			1	100%	1
FLORIDA MEDICAL CLINIC PA GI			1	100%	1
VIVIAN SIMMONS FAMILY PRACTICE			1	100%	1
ORDRS, INC.			1	100%	1
<b>Total</b>	<b>74,507</b>	<b>14,075,413</b>	<b>2,085,129</b>	<b>13%</b>	<b>16,235,049</b>