

COVID-19: summary of cases and monitoring

Data through Jan 20, 2021 verified as of Jan 21, 2021 at 09:25 AM

Data in this report are provisional and subject to change.

Cases: people with positive PCR or antigen test result		Cases: people with positive PCR or antigen test result	
Total cases		Risk factors for Florida residents	
Florida residents	1,584,442	Traveled	13,240
Non-Florida residents	29,442	Contact with a known case	592,628
Type of testing		Traveled and contact with a known case	17,960
Florida residents	1,584,442	Neither	960,614
Positive by BPHL/CDC	56,526	No travel and no contact	181,300
Positive by commercial/hospital lab	1,527,916	Travel is unknown	572,804
PCR positive	1,318,943	Contact is unknown	348,370
Antigen positive	265,499	Contact is pending	376,501
Non-Florida residents	29,442	Travel can be unknown and contact can be unknown or pending for the same case, these numbers will sum to more than the "neither" total.	
Positive by BPHL/CDC	743		
Positive by commercial/hospital lab	28,699		
PCR positive	21,032		
Antigen positive	8,410		
Characteristics			
Florida residents hospitalized	69,282		
Florida resident deaths	24,739		
Non-Florida resident deaths	389		
Hospitalized counts include anyone who was hospitalized at some point during their illness. It does not reflect the number of people currently hospitalized.			
More information on deaths identified through death certificate data is available on the National Center for Health Statistics website at www.cdc.gov/nchs/nvss/vsrr/COVID19/index.htm .			

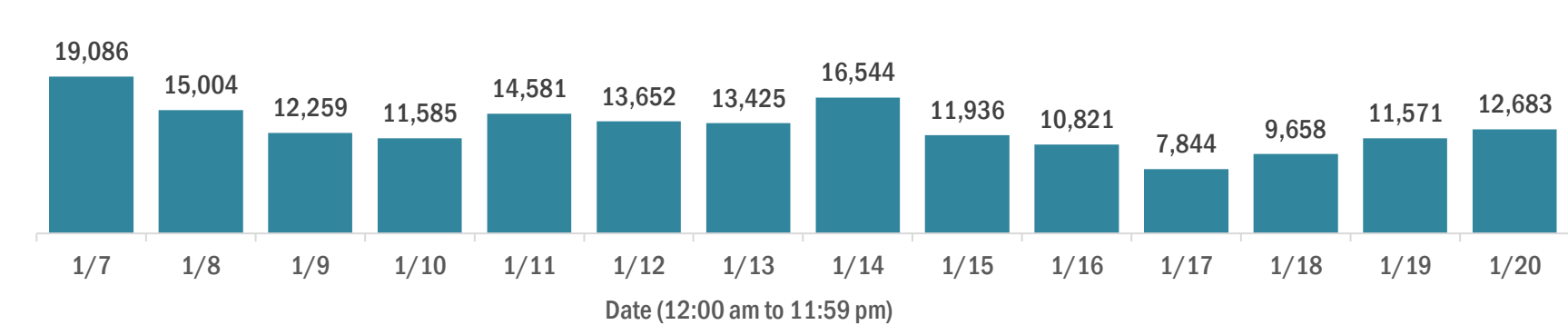
COVID-19: summary of laboratory testing

Data through Jan 20, 2021 verified as of Jan 21, 2021 at 09:25 AM

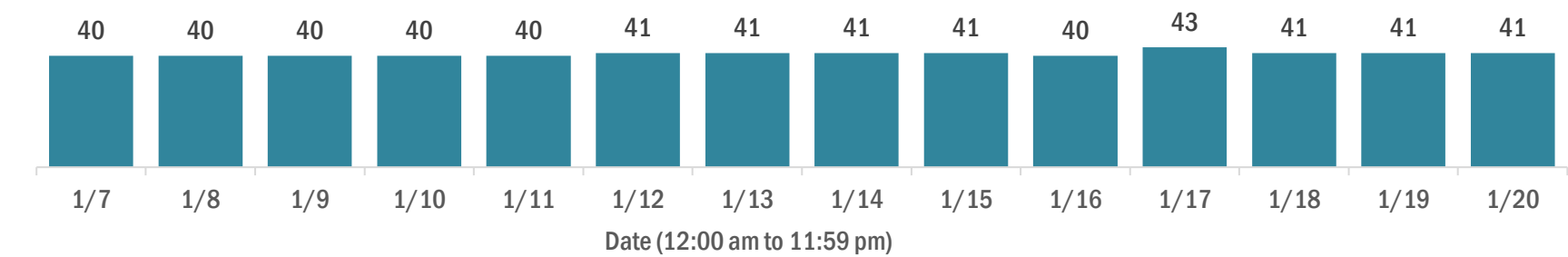
Data in this report are provisional and subject to change.

Cases in Florida residents per day for the past 2 weeks

Number of cases per day



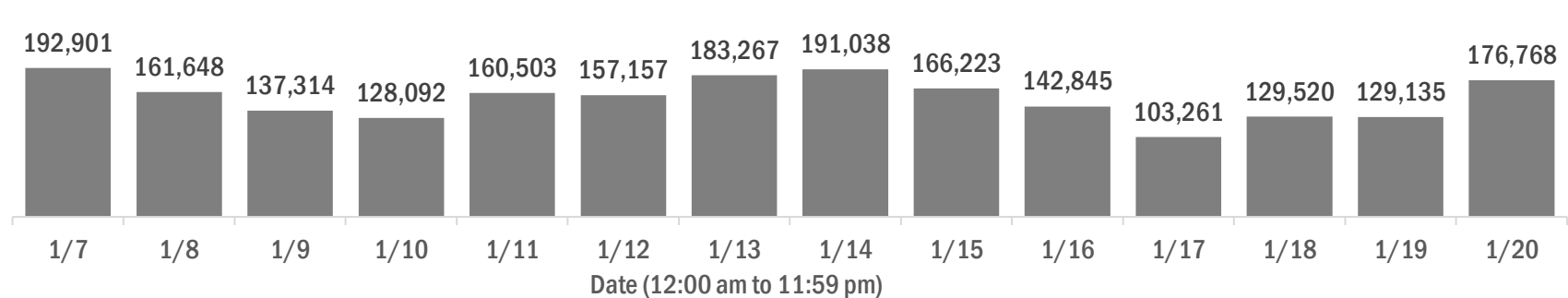
Median age of cases by day



Laboratory testing for Florida residents over the past 2 weeks

Number of Florida residents tested per day

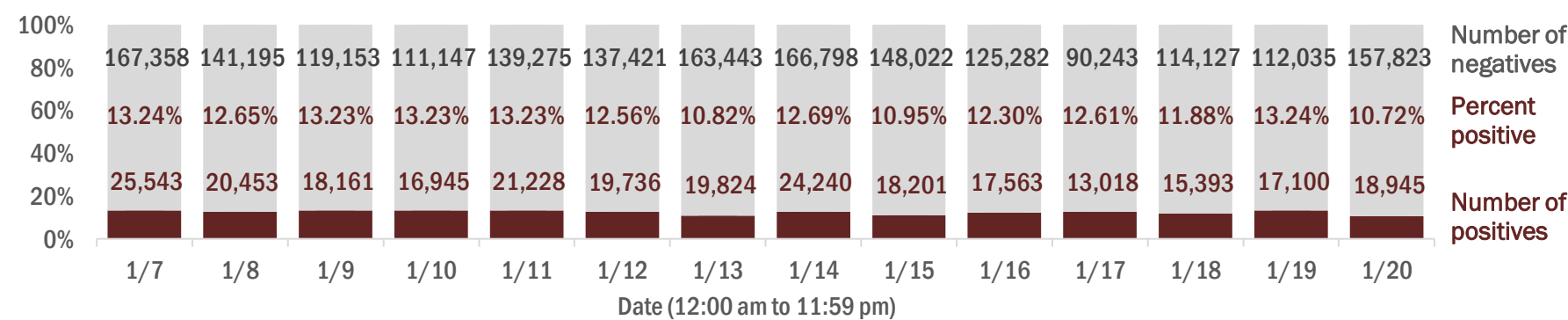
These counts include the number of people for whom the Department received PCR or antigen laboratory results by day. People tested on multiple days will be included for each day a new result was received. A person is only counted once for each day they are tested, regardless of whether multiple specimens are tested or multiple results are received.



Number and percent of Florida residents with positive test results

The percent of positive results ranged from 10.72% to 13.24% over the past 2 weeks and was 10.72% yesterday.

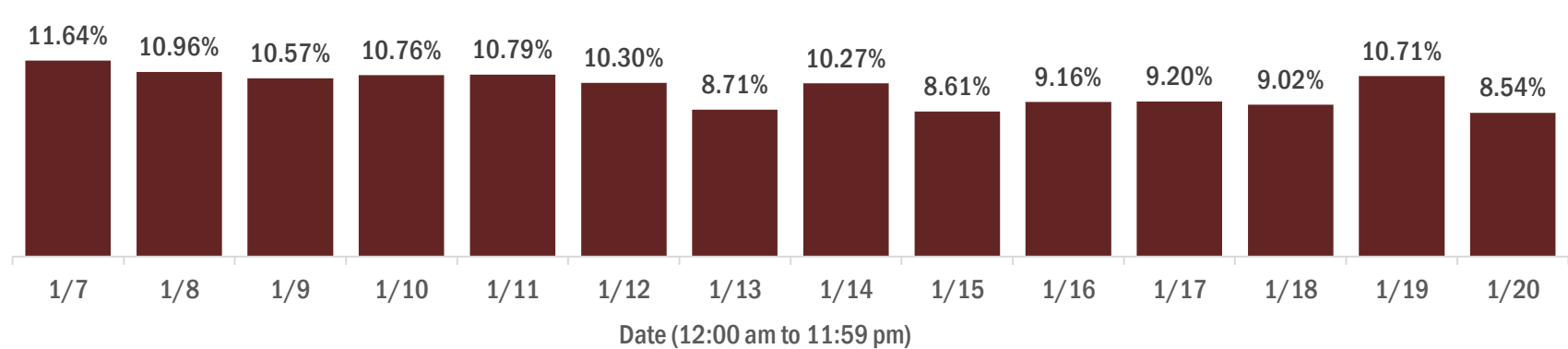
These counts include the number of people for whom the Department received PCR or antigen laboratory results by day. People tested on multiple days will be included for each day a new result was received. A person is only counted once for each day they are tested, regardless of whether multiple specimens are tested or multiple results are received. If a person has a positive specimen and a negative specimen in the same day, only the positive result is counted.



Percent positivity for new cases in Florida residents

The percent of positive results ranged from 8.54% to 11.64% over the past 2 weeks and was 8.54% yesterday.

This percent is the number of people who test PCR- or antigen-positive for the first time divided by all the people tested that day, excluding people who have previously tested positive.



COVID-19: characteristics of 29,442 Florida resident cases

Data through Jan 20, 2021 verified as of Jan 21, 2021 at 09:25 AM

Data in this report are provisional and subject to change.

Age group	Cases		Hospitalizations		Deaths	
0-4 years	29,662	<div></div> 2%	460	<div></div> 1%	0	0%
5-14 years	89,703	<div></div> 6%	420	<div></div> 1%	5	0%
15-24 years	244,300	<div></div> 15%	1,742	<div></div> 3%	36	0%
25-34 years	279,802	<div></div> 18%	3,507	<div></div> 5%	136	1%
35-44 years	246,464	<div></div> 16%	5,293	<div></div> 8%	381	2%
45-54 years	242,897	<div></div> 15%	8,066	<div></div> 12%	943	4%
55-64 years	208,393	<div></div> 13%	11,805	<div></div> 17%	2,678	11%
65-74 years	132,353	<div></div> 8%	14,252	<div></div> 21%	5,270	21%
75-84 years	73,876	<div></div> 5%	14,094	<div></div> 20%	7,420	30%
85+ years	35,790	<div></div> 2%	9,638	<div></div> 14%	7,870	32%
Unknown	1,202	<div></div> 0%	5	<div></div> 0%	0	0%
Total	1,584,442		69,282		24,739	

Gender	Cases	
Female	826,334	<div></div> 52%
Male	746,190	<div></div> 47%
Unknown	11,918	<div></div> 1%
Total	1,584,442	

Ethnicity	Cases		Hospitalizations		Deaths	
Hispanic	498,502	<div></div> 31%	18,034	<div></div> 26%	5,868	24%
Non-Hispanic	738,698	<div></div> 47%	47,620	<div></div> 69%	17,136	69%
Unknown	347,242	<div></div> 22%	3,628	<div></div> 5%	1,735	7%
Total	1,584,442		69,282		24,739	

Race and ethnicity	Cases		Hospitalizations		Deaths	
White	863,789	<div></div> 55%	44,661	<div></div> 64%	17,864	72%
Hispanic	331,352	<div></div> 21%	12,724	<div></div> 18%	4,643	19%
Non-Hispanic	466,325	<div></div> 29%	30,458	<div></div> 44%	12,375	50%
Unknown	66,112	<div></div> 4%	1,479	<div></div> 2%	846	3%
Black	207,272	<div></div> 13%	14,581	<div></div> 21%	4,101	17%
Hispanic	11,816	<div></div> 1%	605	<div></div> 1%	157	1%
Non-Hispanic	177,114	<div></div> 11%	13,644	<div></div> 20%	3,789	15%
Unknown	18,342	<div></div> 1%	332	<div></div> 0%	155	1%
Other race	228,596	<div></div> 14%	7,904	<div></div> 11%	1,966	8%
Hispanic	115,927	<div></div> 7%	4,248	<div></div> 6%	910	4%
Non-Hispanic	77,676	<div></div> 5%	3,283	<div></div> 5%	881	4%
Unknown	34,993	<div></div> 2%	373	<div></div> 1%	175	1%
Unknown race	284,785	<div></div> 18%	2,136	<div></div> 3%	808	3%
Hispanic	39,407	<div></div> 2%	457	<div></div> 1%	158	1%
Non-Hispanic	17,583	<div></div> 1%	235	<div></div> 0%	91	0%
Unknown	227,795	<div></div> 14%	1,444	<div></div> 2%	559	2%
Total	1,584,442		69,282		24,739	

Hospitalization counts include anyone who was hospitalized at some point during their illness. It does not reflect the number of people currently hospitalized. **Other race** includes any person with a race of American Indian/Alaskan native, Asian, native Hawaiian/Pacific Islander, or other.

COVID-19: deaths in Florida residents and staff of long-term care facilities

Data through Jan 20, 2021 verified as of Jan 21, 2021 at 09:25 AM

Data in this report are provisional and subject to change.

For current cases in residents or staff of long-term care facilities, please visit: <https://floridahealthcovid19.gov/>

County	Deaths		County	Deaths		County	Deaths	
Dade	937	<div></div> 10%	Martin	135	<div></div> 1%	Okeechobee	16	<div></div> 0%
Palm Beach	882	<div></div> 10%	Hernando	129	<div></div> 1%	Calhoun	13	<div></div> 0%
Pinellas	756	<div></div> 8%	Osceola	118	<div></div> 1%	Gadsden	12	<div></div> 0%
Broward	548	<div></div> 6%	Charlotte	106	<div></div> 1%	Gulf	12	<div></div> 0%
Hillsborough	466	<div></div> 5%	Indian River	95	<div></div> 1%	Washington	12	<div></div> 0%
Polk	385	<div></div> 4%	Clay	93	<div></div> 1%	Baker	11	<div></div> 0%
Brevard	316	<div></div> 4%	Jackson	80	<div></div> 1%	Jefferson	10	<div></div> 0%
Duval	308	<div></div> 3%	Leon	74	<div></div> 1%	Wakulla	10	<div></div> 0%
Lee	307	<div></div> 3%	St. Johns	67	<div></div> 1%	Holmes	8	<div></div> 0%
Sarasota	304	<div></div> 3%	Bay	65	<div></div> 1%	Lafayette	8	<div></div> 0%
Orange	295	<div></div> 3%	Highlands	62	<div></div> 1%	Bradford	6	<div></div> 0%
Volusia	228	<div></div> 3%	Santa Rosa	59	<div></div> 1%	Desoto	6	<div></div> 0%
St. Lucie	213	<div></div> 2%	Suwannee	56	<div></div> 1%	Flagler	4	<div></div> 0%
Marion	204	<div></div> 2%	Alachua	49	<div></div> 1%	Levy	4	<div></div> 0%
Escambia	201	<div></div> 2%	Columbia	44	<div></div> 0%	Monroe	3	<div></div> 0%
Seminole	195	<div></div> 2%	Sumter	37	<div></div> 0%	Taylor	3	<div></div> 0%
Pasco	167	<div></div> 2%	Nassau	28	<div></div> 0%	Franklin	2	<div></div> 0%
Collier	163	<div></div> 2%	Putnam	24	<div></div> 0%	Hardee	2	<div></div> 0%
Manatee	162	<div></div> 2%	Walton	22	<div></div> 0%	Dixie	1	<div></div> 0%
Citrus	149	<div></div> 2%	Hendry	20	<div></div> 0%	Liberty	1	<div></div> 0%
Lake	148	<div></div> 2%	Madison	18	<div></div> 0%			
Okaloosa	136	<div></div> 2%	Gilchrist	17	<div></div> 0%	Total	9,012	

Note: cases are summarized by the county of usual residence. Residents and staff may be cases associated with facilities that are not in their county of usual residence, resulting in cases being included below for counties that do not have facilities with known cases.

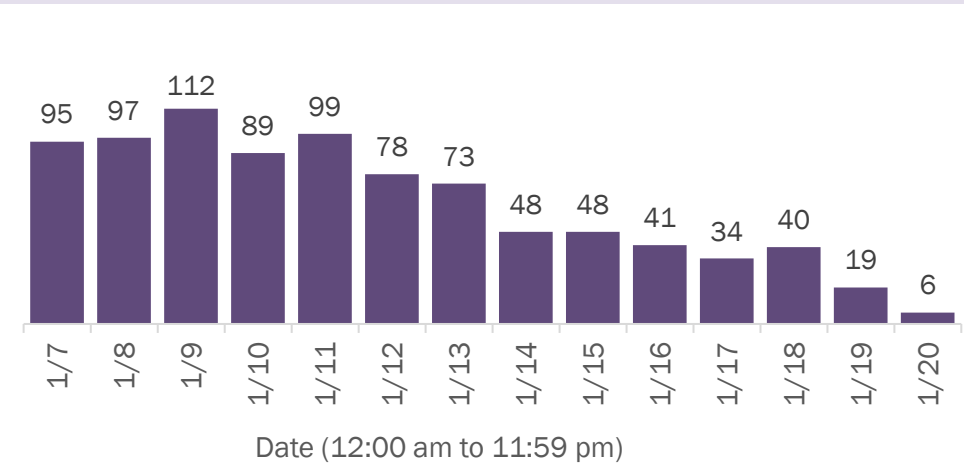
COVID-19: cases in Florida residents who have died

Data through Jan 20, 2021 verified as of Jan 21, 2021 at 09:25 AM

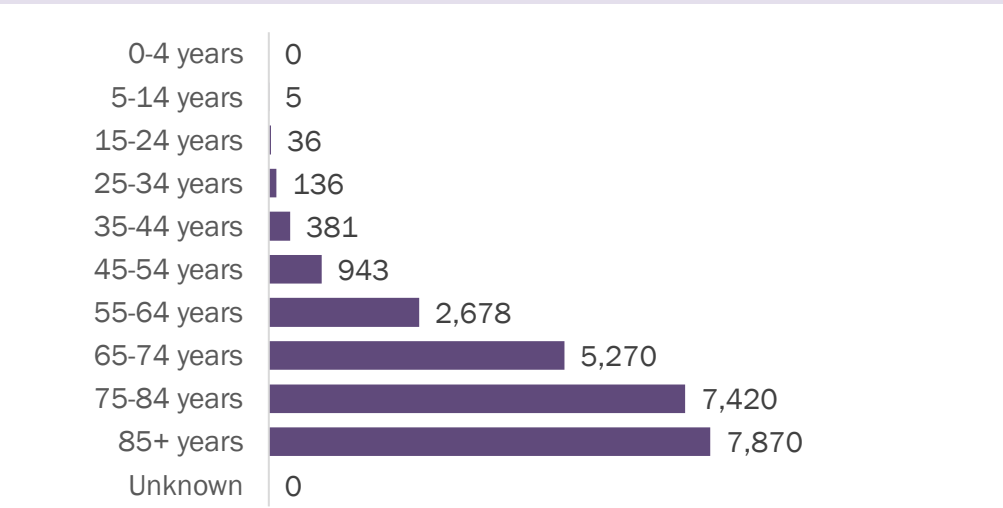
Data in this report are provisional and subject to change.

Demographics for all identified COVID-19 deaths: 24,739

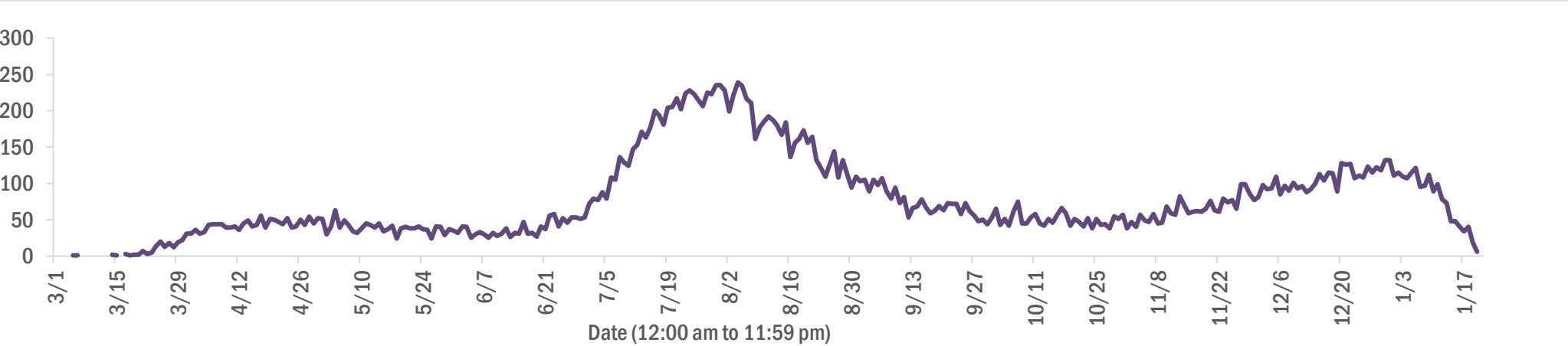
Deaths by date of death for the past 2 weeks



Deaths by age group



Deaths by date of death since March 2020



Age group	Deaths	Cases	Case fatality rate	Mortality rate per 100,000 population
0-4 years	0	29,662	0.0%	0.0
5-14 years	5	89,703	0.0%	0.2
15-24 years	36	244,300	0.0%	1.4
25-34 years	136	279,802	0.0%	4.8
35-44 years	381	246,464	0.2%	14.6
45-54 years	943	242,897	0.4%	33.8
55-64 years	2,678	208,393	1.3%	92.6
65-74 years	5,270	132,353	4.0%	217.2
75-84 years	7,420	73,876	10.0%	528.4
85+ years	7,870	35,790	22.0%	1362.7
Unknown	0	1,202	0.0%	
Total	24,739	1,584,442	1.6%	114.5

Race	Deaths	Cases	Case fatality rate	Mortality rate per 100,000 population
White	17,864	863,789	2.1%	107.0
Black	4,101	207,272	2.0%	112.1
Other	1,966	228,596	0.9%	158.0
Unknown	808	284,785	0.3%	
Total	24,739	1,584,442	1.6%	114.5

Gender	Deaths	Cases	Case fatality rate	Mortality rate per 100,000 population
Female	10,872	826,334	1.3%	98.5
Male	13,867	746,190	1.9%	131.3
Unknown	0	11,918	0.0%	
Total	24,739	1,584,442	1.6%	114.5

Ethnicity	Deaths	Cases	Case fatality rate	Mortality rate per 100,000 population
Non-Hispanic	17,136	738,698	2.3%	107.6
Hispanic	5,868	498,502	1.2%	103.3
Unknown	1,735	347,242	0.5%	
Total	24,739	1,584,442	1.6%	114.5

COVID-19: characteristics of 1,584,442 cases

Data through Jan 20, 2021 verified as of Jan 21, 2021 at 09:25 AM

Data in this report are provisional and subject to change.

Tables below include cases in Florida residents and non-Florida residents.

All 67 Florida counties have cases:

County	FL resident cases		Non-FL resident cases	Total cases	FL resident deaths	FL death rate
Dade	348,211	<div></div> 22%	4,194	352,405	4,644	1.3%
Broward	160,781	<div></div> 10%	1,939	162,720	2,004	1.2%
Palm Beach	98,580	<div></div> 6%	1,628	100,208	2,066	2.1%
Orange	94,984	<div></div> 6%	1,186	96,170	857	0.9%
Hillsborough	94,077	<div></div> 6%	793	94,870	1,215	1.3%
Duval	75,457	<div></div> 5%	1,250	76,707	863	1.1%
Pinellas	54,196	<div></div> 3%	1,368	55,564	1,208	2.2%
Lee	47,934	<div></div> 3%	1,559	49,493	746	1.6%
Polk	46,532	<div></div> 3%	323	46,855	914	2.0%
Osceola	30,994	<div></div> 2%	504	31,498	332	1.1%
Escambia	25,414	<div></div> 2%	3,017	28,431	472	1.9%
Volusia	27,857	<div></div> 2%	432	28,289	485	1.7%
Pasco	27,359	<div></div> 2%	251	27,610	471	1.7%
Brevard	26,548	<div></div> 2%	427	26,975	595	2.2%
Manatee	26,268	<div></div> 2%	487	26,755	464	1.8%
Collier	25,519	<div></div> 2%	842	26,361	386	1.5%
Leon	23,696	<div></div> 1%	783	24,479	205	0.9%
Sarasota	22,232	<div></div> 1%	995	23,227	563	2.5%
Marion	22,763	<div></div> 1%	84	22,847	558	2.5%
Seminole	22,402	<div></div> 1%	172	22,574	346	1.5%
Lake	19,862	<div></div> 1%	266	20,128	393	2.0%
Alachua	19,055	<div></div> 1%	219	19,274	158	0.8%
St. Lucie	18,081	<div></div> 1%	122	18,203	463	2.6%
St. Johns	16,803	<div></div> 1%	241	17,044	145	0.9%
Okaloosa	15,376	<div></div> 1%	173	15,549	264	1.7%
Bay	14,353	<div></div> 1%	599	14,952	258	1.8%
Clay	14,359	<div></div> 1%	34	14,393	226	1.6%
Santa Rosa	14,081	<div></div> 1%	180	14,261	194	1.4%
Hernando	9,162	<div></div> 1%	68	9,230	327	3.6%
Charlotte	9,062	<div></div> 1%	133	9,195	271	3.0%
Martin	9,019	<div></div> 1%	163	9,182	232	2.6%
Indian River	9,024	<div></div> 1%	77	9,101	200	2.2%
Citrus	8,051	<div></div> 1%	58	8,109	323	4.0%
Columbia	6,915	<div></div> 0%	33	6,948	135	2.0%
Sumter	6,540	<div></div> 0%	65	6,605	170	2.6%

County	FL resident cases		Non-FL resident cases	Total cases	FL resident deaths	FL death rate
Nassau	6,087	<div></div> 0%	381	6,468	78	1.3%
Highlands	5,970	<div></div> 0%	62	6,032	237	4.0%
Walton	5,367	<div></div> 0%	581	5,948	61	1.1%
Jackson	5,376	<div></div> 0%	61	5,437	128	2.4%
Putnam	5,165	<div></div> 0%	14	5,179	92	1.8%
Monroe	4,802	<div></div> 0%	255	5,057	40	0.8%
Gadsden	4,858	<div></div> 0%	15	4,873	65	1.3%
Flagler	4,792	<div></div> 0%	55	4,847	60	1.3%
Suwannee	4,644	<div></div> 0%	26	4,670	101	2.2%
Hendry	3,852	<div></div> 0%	18	3,870	55	1.4%
Unknown	249	<div></div> 0%	3,039	3,288	0	0.0%
Desoto	3,236	<div></div> 0%	18	3,254	68	2.1%
Okeechobee	3,028	<div></div> 0%	30	3,058	56	1.8%
Baker	2,876	<div></div> 0%	12	2,888	41	1.4%
Wakulla	2,732	<div></div> 0%	9	2,741	36	1.3%
Bradford	2,546	<div></div> 0%	8	2,554	31	1.2%
Hardee	2,444	<div></div> 0%	12	2,456	22	0.9%
Levy	2,366	<div></div> 0%	9	2,375	22	0.9%
Taylor	2,321	<div></div> 0%	6	2,327	32	1.4%
Washington	2,294	<div></div> 0%	21	2,315	30	1.3%
Holmes	1,967	<div></div> 0%	31	1,998	33	1.7%
Madison	1,726	<div></div> 0%	23	1,749	36	2.1%
Union	1,619	<div></div> 0%	1	1,620	70	4.3%
Gulf	1,569	<div></div> 0%	19	1,588	31	2.0%
Lafayette	1,506	<div></div> 0%	0	1,506	23	1.5%
Calhoun	1,469	<div></div> 0%	2	1,471	33	2.2%
Hamilton	1,436	<div></div> 0%	16	1,452	15	1.0%
Dixie	1,329	<div></div> 0%	3	1,332	12	0.9%
Jefferson	1,198	<div></div> 0%	22	1,220	18	1.5%
Franklin	1,129	<div></div> 0%	24	1,153	6	0.5%
Gilchrist	1,145	<div></div> 0%	1	1,146	28	2.4%
Liberty	951	<div></div> 0%	1	952	14	1.5%
Glades	846	<div></div> 0%	2	848	12	1.4%
Total	1,584,442		29,442	1,613,884	24,739	1.6%

COVID-19: characteristics of 29,442 Florida resident cases

Data through Jan 20, 2021 verified as of Jan 21, 2021 at 09:25 AM

Data in this report are provisional and subject to change.

The table below includes the cities and counties of residence for cases in Florida residents based on the patient's ZIP Code. Note that city is not always received as part of the initial notification and may be missing while the case is being investigated.

City and county	Cases
Miami, Dade	202,209
Jacksonville, Duval	70,751
Orlando, Orange	70,626
Tampa, Hillsborough	55,393
Hialeah, Dade	49,306
Fort Lauderdale, Broward	35,118
Hollywood, Broward	31,042
West Palm Beach, Palm Beach	24,099
Kissimmee, Osceola	23,872
Tallahassee, Leon	22,760
Naples, Collier	21,307
Pensacola, Escambia	20,963
Homestead, Dade	20,685
Saint Petersburg, Pinellas	20,173
Fort Myers, Lee	18,938
Bradenton, Manatee	17,273
Ocala, Marion	16,795
Boca Raton, Palm Beach	16,781
Lakeland, Polk	16,416
Pompano Beach, Broward	16,011
Gainesville, Alachua	15,191
Sarasota, Sarasota	13,757
Lake Worth, Palm Beach	12,104
Cape Coral, Lee	11,942
Port Saint Lucie, St. Lucie	11,808
Clearwater, Pinellas	10,713
Miramar, Broward	10,470
Miami Beach, Dade	10,380
Boynton Beach, Palm Beach	9,468
Doral, Dade	9,116
Panama City, Bay	9,094
Coral Springs, Broward	8,953
Miami Gardens, Dade	8,947
Saint Augustine, St. Johns	8,863
Melbourne, Brevard	7,926
Winter Haven, Polk	7,729
Lehigh Acres, Lee	7,584
Delray Beach, Palm Beach	7,425
Riverview, Hillsborough	7,087
Vero Beach, Indian River	6,914
Davie, Broward	6,837
Milton, Santa Rosa	6,780
Lake City, Columbia	6,356
New Port Richey, Pasco	6,316
Sunrise, Broward	6,277
Fort Pierce, St. Lucie	6,074
Coral Gables, Dade	5,983
Saint Cloud, Osceola	5,972
Palm Bay, Brevard	5,928
Orange Park, Clay	5,916
Largo, Pinellas	5,896
Daytona Beach, Volusia	5,753
Apopka, Orange	5,674
Spring Hill, Hernando	5,450
Brandon, Hillsborough	5,430
Plantation, Broward	5,389
North Miami Beach, Dade	5,289
Clermont, Lake	5,240
Plant City, Hillsborough	5,106

COVID-19: characteristics of 29,442 Florida resident cases

Data through Jan 20, 2021 verified as of Jan 21, 2021 at 09:25 AM

Data in this report are provisional and subject to change.

The table below includes the cities and counties of residence for cases in Florida residents based on the patient's ZIP Code. Note that city is not always received as part of the initial notification and may be missing while the case is being investigated.

City and county	Cases
Weston, Broward	5,057
Davenport, Polk	5,001
Sanford, Seminole	4,889
Jupiter, Palm Beach	4,824
Deltona, Volusia	4,756
Deerfield Beach, Broward	4,641
Winter Garden, Orange	4,570
Port Charlotte, Charlotte	4,526
Fort Walton Beach, Okaloosa	4,387
Stuart, Martin	4,274
Tamarac, Broward	4,254
Palm Coast, Flagler	4,031
Miami Lakes, Dade	4,000
Crestview, Okaloosa	3,994
Wesley Chapel, Pasco	3,980
Land O Lakes, Pasco	3,965
Palm Beach Gardens, Palm Beach	3,857
Coconut Creek, Broward	3,839
Palmetto, Manatee	3,816
Deland, Volusia	3,803
Winter Park, Orange	3,772
Palm Harbor, Pinellas	3,694
Margate, Broward	3,676
Live Oak, Suwannee	3,654
Opa Locka, Dade	3,616
Oviedo, Seminole	3,594
Wellington, Palm Beach	3,579
Middleburg, Clay	3,447
Altamonte Springs, Seminole	3,396
Venice, Sarasota	3,376
Lutz, Hillsborough	3,332
North Port, Sarasota	3,287
Haines City, Polk	3,284
Punta Gorda, Charlotte	3,225
Sebring, Highlands	3,213
Brooksville, Hernando	3,202
Leesburg, Lake	3,202
Ocoee, Orange	3,191
Port Orange, Volusia	3,167
Hallandale, Broward	3,167
Arcadia, Desoto	3,150
Valrico, Hillsborough	3,135
Saint Johns, St. Johns	3,048
Okeechobee, Okeechobee	3,016
Immokalee, Collier	3,012
Bonita Springs, Lee	3,011
Pembroke Pines, Broward	2,989
The Villages, Sumter	2,981
Seminole, Pinellas	2,888
Navarre, Santa Rosa	2,848
Zephyrhills, Pasco	2,830
Ormond Beach, Volusia	2,781
Cutler Ridge, Dade	2,745
Longwood, Seminole	2,701
Windermere, Orange	2,659
Pinellas Park, Pinellas	2,655
Ruskin, Hillsborough	2,621
North Lauderdale, Broward	2,600
Gulf Breeze, Santa Rosa	2,597

COVID-19: characteristics of 29,442 Florida resident cases

Data through Jan 20, 2021 verified as of Jan 21, 2021 at 09:25 AM

Data in this report are provisional and subject to change.

The table below includes the cities and counties of residence for cases in Florida residents based on the patient's ZIP Code. Note that city is not always received as part of the initial notification and may be missing while the case is being investigated.

City and county	Cases
North Miami, Dade	2,577
Quincy, Gadsden	2,563
Cantonment, Escambia	2,553
Jacksonville Beach, Duval	2,550
Key West, Monroe	2,532
Niceville, Okaloosa	2,531
Lake Worth Beach, Palm Beach	2,479
Crawfordville, Wakulla	2,459
Cocoa, Brevard	2,441
Palatka, Putnam	2,414
Panama City Beach, Bay	2,321
Casselberry, Seminole	2,319
Hudson, Pasco	2,311
Bartow, Polk	2,294
Dade City, Pasco	2,270
Green Cove Springs, Clay	2,267
Fernandina Beach, Nassau	2,197
North Fort Myers, Lee	2,189
Perry, Taylor	2,170
Oakland Park, Broward	2,161
Port Richey, Pasco	2,159
Marianna, Jackson	2,148
Ponte Vedra Beach, St. Johns	2,120
Auburndale, Polk	2,084
Lake Mary, Seminole	2,082
Clewiston, Hendry	2,051
Kissimmee, Polk	2,034
Aventura, Dade	2,000
Winter Springs, Seminole	1,979
Tarpon Springs, Pinellas	1,971
Lynn Haven, Bay	1,939
Titusville, Brevard	1,939
New Smyrna Beach, Volusia	1,937
Inverness, Citrus	1,911
Royal Palm Beach, Palm Beach	1,866
Lake Wales, Polk	1,850
Merritt Island, Brevard	1,846
Fleming Island, Clay	1,830
Belle Glade, Palm Beach	1,808
Defuniak Springs, Walton	1,799
Chipley, Washington	1,792
Eustis, Lake	1,791
Santa Rosa Beach, Walton	1,790
Wimauma, Hillsborough	1,767
Estero, Lee	1,751
Parkland, Broward	1,737
Dunedin, Pinellas	1,726
Starke, Bradford	1,712
Loxahatchee, Palm Beach	1,711
Cooper City, Broward	1,708
Labelle, Hendry	1,681
Holiday, Pasco	1,667
Sarasota, Manatee	1,628
Key Biscayne, Dade	1,621
Destin, Okaloosa	1,595
Avon Park, Highlands	1,559
Odessa, Hillsborough	1,553
Parrish, Manatee	1,551
Mulberry, Polk	1,543

COVID-19: characteristics of 29,442 Florida resident cases

Data through Jan 20, 2021 verified as of Jan 21, 2021 at 09:25 AM

Data in this report are provisional and subject to change.

The table below includes the cities and counties of residence for cases in Florida residents based on the patient's ZIP Code. Note that city is not always received as part of the initial notification and may be missing while the case is being investigated.

City and county	Cases
Mount Dora, Lake	1,539
Palm City, Martin	1,526
Rockledge, Brevard	1,515
Mayo, Lafayette	1,483
Seffner, Hillsborough	1,479
Tavares, Lake	1,470
Coconut Grove, Dade	1,460
Missing, Dade	1,451
Crossings, Dade	1,441
Riviera Beach, Palm Beach	1,440
Wauchula, Hardee	1,426
Bonifay, Holmes	1,418
Carol City, Dade	1,413
Summerfield, Marion	1,408
Yulee, Nassau	1,392
Macclenny, Baker	1,375
Groveland, Lake	1,325
Orange City, Volusia	1,298
Maitland, Orange	1,293
Pinecrest, Dade	1,283
Callahan, Nassau	1,267
Crystal River, Citrus	1,262
Ponte Vedra, St. Johns	1,257
Lithia, Hillsborough	1,255
Lake Butler, Union	1,238
Sebastian, Indian River	1,225
Biscayne Park, Dade	1,207
Homosassa, Citrus	1,182
Lady Lake, Lake	1,173
Madison, Madison	1,161
Florida City, Dade	1,156
Indiantown, Martin	1,152
Dania, Broward	1,148
Pace, Santa Rosa	1,146
Atlantic Beach, Duval	1,141
Graceville, Jackson	1,131
Gibsonton, Hillsborough	1,116
Palmetto Bay, Dade	1,106
Monticello, Jefferson	1,103
Century, Escambia	1,099
Lake Placid, Highlands	1,092
Hobe Sound, Martin	1,072
Dover, Hillsborough	1,069
Apollo Beach, Hillsborough	1,057
Alachua, Alachua	1,050
Oldsmar, Pinellas	1,048
Sun City Center, Hillsborough	1,047
Palm Springs, Palm Beach	1,015
Dunnellon, Marion	1,003
El Portal, Dade	988
Jasper, Hamilton	962
Edgewater, Volusia	960
Bellevue, Marion	954
Havana, Gadsden	949
Lantana, Palm Beach	940
North Palm Beach, Palm Beach	940
Newberry, Alachua	940
Blountstown, Calhoun	937
Hilliard, Nassau	934

COVID-19: characteristics of 29,442 Florida resident cases

Data through Jan 20, 2021 verified as of Jan 21, 2021 at 09:25 AM

Data in this report are provisional and subject to change.

The table below includes the cities and counties of residence for cases in Florida residents based on the patient's ZIP Code. Note that city is not always received as part of the initial notification and may be missing while the case is being investigated.

City and county	Cases
South Miami, Dade	928
Debary, Volusia	925
Lecanto, Citrus	917
Everglades National Park, Dade	883
Sanderson, Baker	874
Williston, Levy	869
Freeport, Walton	843
Jensen Beach, Martin	839
Satellite Beach, Brevard	823
Wewahitchka, Gulf	821
Beverly Hills, Citrus	818
Ellenton, Manatee	818
Safety Harbor, Pinellas	817
Keystone Heights, Clay	816
Coleman, Sumter	811
Trenton, Gilchrist	809
Wildwood, Sumter	800
Moore Haven, Glades	796
Fellsmere, Indian River	779
Lauderhill, Broward	773
Nokomis, Sarasota	766
Frostproof, Polk	764
Englewood, Charlotte	760
Mary Esther, Okaloosa	755
Fisher Island, Dade	750
Wilton Manors, Broward	749
Hernando, Citrus	743
Cross City, Dixie	741
Bristol, Liberty	740
Dunnellon, Citrus	727
Port Saint Joe, Gulf	723
Key Largo, Monroe	719
Bushnell, Sumter	719
Medley, Dade	713
Polk City, Polk	710
Olympia Heights, Dade	704
Uleta, Dade	704
Shalimar, Okaloosa	682
Coral, Dade	680
South Bay, Palm Beach	680
Chattahoochee, Gadsden	672
Pahokee, Palm Beach	666
Lauderdale Lakes, Broward	663
Marco Island, Collier	650
Englewood, Sarasota	626
Glen Saint Mary, Baker	624
Fort Meade, Polk	617
Crescent City, Putnam	614
Lawtey, Bradford	612
High Springs, Alachua	605
Cocoa Beach, Brevard	602
Interlachen, Putnam	599
Indialantic, Brevard	595
Chiefland, Levy	588
Miramar Beach, Walton	581
Bowling Green, Hardee	581
Spring Hill, Pasco	564
Thonotosassa, Hillsborough	563
Sorrento, Lake	557

COVID-19: characteristics of 29,442 Florida resident cases

Data through Jan 20, 2021 verified as of Jan 21, 2021 at 09:25 AM

Data in this report are provisional and subject to change.

The table below includes the cities and counties of residence for cases in Florida residents based on the patient's ZIP Code. Note that city is not always received as part of the initial notification and may be missing while the case is being investigated.

City and county	Cases
Trinity, Pasco	554
Minneola, Lake	554
Marathon, Monroe	552
Neptune Beach, Duval	544
Old Town, Dixie	542
Jacksonville, St. Johns	542
Southwest Ranches, Broward	537
Fruitland Park, Lake	536
Lake Alfred, Polk	524
Carrabelle, Franklin	507
Fort White, Columbia	499
West Melbourne, Brevard	497
Fort Myers Beach, Lee	496
Sneads, Jackson	492
Bronson, Levy	486
Belle Isle, Orange	477
Baker, Okaloosa	465
Umatilla, Lake	461
Sweetwater, Dade	460
Clearwater Beach, Pinellas	452
Jay, Santa Rosa	432
South Daytona, Volusia	430
Cottdale, Jackson	428
Gulfport, Pinellas	421
Palm Beach, Palm Beach	421
Weeki Wachee, Hernando	416
Hawthorne, Alachua	414
Mascotte, Lake	411
East Palatka, Putnam	406
Midway, Gadsden	402
Silver Springs, Marion	401
Rotunda West, Charlotte	395
Oakland, Orange	393
Florida State University, Leon	393
Zolfo Springs, Hardee	392
Missing, Orange	388
Centerville, Leon	387
Citra, Marion	387
Oxford, Sumter	383
Missing, Volusia	381
Bunnell, Flagler	381
Altha, Calhoun	379
Molino, Escambia	365
Melbourne Beach, Brevard	359
Youngstown, Bay	355
Missing, Marion	353
Branford, Suwannee	351
Surfside, Dade	350
Raiford, Union	349
Myakka City, Manatee	347
Alva, Lee	342
Ocklawaha, Marion	336
Celebration, Osceola	335
Apalachicola, Franklin	335
Flagler Beach, Flagler	333
Cape Canaveral, Brevard	331
Archer, Alachua	328
Tavernier, Monroe	327
Hastings, St. Johns	321

COVID-19: characteristics of 29,442 Florida resident cases

Data through Jan 20, 2021 verified as of Jan 21, 2021 at 09:25 AM

Data in this report are provisional and subject to change.

The table below includes the cities and counties of residence for cases in Florida residents based on the patient's ZIP Code. Note that city is not always received as part of the initial notification and may be missing while the case is being investigated.

City and county	Cases
Indian Harbour Beach, Brevard	317
Haverhill, Palm Beach	313
De Leon Springs, Volusia	308
Mims, Brevard	307
Bell, Gilchrist	305
Dundee, Polk	302
Malone, Jackson	301
Bal Harbour, Dade	301
Pierson, Volusia	299
Osprey, Sarasota	298
Missing, St. Johns	295
Grand Ridge, Jackson	293
Eagle Lake, Polk	292
Greenville, Madison	283
Lehigh, Lee	280
Lake Park, Palm Beach	277
Ave Maria, Collier	277
Webster, Sumter	275
Holly Hill, Volusia	275
Jennings, Hamilton	275
Eastpoint, Franklin	270
Missing, Lee	268
Westville, Holmes	263
Vernon, Washington	263
Chuluota, Seminole	262
West Miami, Dade	262
Tequesta, Palm Beach	262
Gotha, Orange	261
Satsuma, Putnam	261
Winter Park, Seminole	260
Floral City, Citrus	260
Grand Island, Lake	254
Melrose, Putnam	253
Reddick, Marion	250
Montverde, Lake	248
Greenwood, Jackson	248
Elkton, St. Johns	245
Indian Rocks Beach, Pinellas	241
Bryceville, Nassau	239
Kenneth City, Pinellas	239
O Brien, Suwannee	234
Valparaiso, Okaloosa	231
Orlando, Osceola	230
Ponce De Leon, Holmes	226
Malabar, Brevard	223
San Antonio, Pasco	222
Sebastian, Brevard	222
South Pasadena, Pinellas	220
Alafaya, Orange	218
Laurel Hill, Okaloosa	217
Belleair, Pinellas	212
Lake Panasoffkee, Sumter	211
Edgewood, Orange	209
Gretna, Gadsden	207
Missing, Santa Rosa	207
Fort McCoy, Marion	206
Anthony, Marion	202
White Springs, Hamilton	198
Hosford, Liberty	196

COVID-19: characteristics of 29,442 Florida resident cases

Data through Jan 20, 2021 verified as of Jan 21, 2021 at 09:25 AM

Data in this report are provisional and subject to change.

The table below includes the cities and counties of residence for cases in Florida residents based on the patient's ZIP Code. Note that city is not always received as part of the initial notification and may be missing while the case is being investigated.

City and county	Cases
Orlando, Seminole	192
Bay Harbor Islands, Dade	191
Wellborn, Suwannee	190
Lee, Madison	189
Morriston, Levy	189
Inlet Beach, Walton	188
Sanibel, Lee	188
Southport, Bay	186
Missing, Palm Beach	184
Kindred, Osceola	182
Geneva, Seminole	182
Eglin Air Force Base, Okaloosa	181
Greenacres, Palm Beach	178
Saint James City, Lee	177
Mcdavid, Escambia	174
Fountain, Bay	172
Fern Park, Seminole	170
Weirsdale, Marion	170
Hallandale Beach, Broward	166
Azalea Park, Orange	163
Longboat Key, Manatee	162
Mcalpin, Suwannee	162
Orlando, Dade	157
Juno Beach, Palm Beach	156
Lakewood Ranch, Manatee	155
Alford, Jackson	155
Sopchoppy, Wakulla	155
Howey-In-The-Hills, Lake	154
Zellwood, Orange	153
Holmes Beach, Manatee	151
Micanopy, Alachua	149
Apopka, Seminole	148
Astatula, Lake	148
Babson Park, Polk	147
Islamorada, Monroe	146
Altoona, Lake	145
Lauderdale By The Sea, Broward	144
Caryville, Washington	142
Missing, Duval	141
Holt, Okaloosa	140
Summerland Key, Monroe	139
Madeira Beach, Pinellas	139
Missing, Brevard	138
Clair-Mel City, Hillsborough	137
University Of Miami, Dade	137
Poinciana, Polk	136
Lockhart, Orange	134
Hiawassee, Orange	134
Bokeelia, Lee	134
Orlando, Polk	133
The Villages, Lake	132
Center Hill, Sumter	130
Pomona Park, Putnam	130
Viera, Brevard	129
Bay Lake, Orange	128
Atlantis, Palm Beach	127
Missing, St. Lucie	127
Mangonia Park, Palm Beach	127
Missing, Pinellas	125

COVID-19: characteristics of 29,442 Florida resident cases

Data through Jan 20, 2021 verified as of Jan 21, 2021 at 09:25 AM

Data in this report are provisional and subject to change.

The table below includes the cities and counties of residence for cases in Florida residents based on the patient's ZIP Code. Note that city is not always received as part of the initial notification and may be missing while the case is being investigated.

City and county	Cases
Lake Helen, Volusia	122
Rocky Point, Hillsborough	120
Carrollwood, Hillsborough	118
Matlacha, Lee	116
Oak Hill, Volusia	115
Odessa, Pasco	115
Orlando, Broward	115
Golden Beach, Dade	113
Hypoluxo, Palm Beach	110
Cutler Bay, Dade	109
University Of Fl, Alachua	109
Osteen, Volusia	108
Grant-Valkaria, Brevard	108
Ponce Inlet, Volusia	106
Clarksville, Calhoun	105
Steinhatchee, Taylor	105
Baldwin, Duval	105
Hollister, Putnam	105
Big Pine Key, Monroe	103
Placida, Charlotte	102
Orlando, Hillsborough	101
Cloud Lake, Palm Beach	101
San Mateo, Putnam	101
Citrus Springs, Citrus	101
Missing, Broward	101
Sumterville, Sumter	100
Orlando, Volusia	100
Inglis, Levy	100
Hampton, Bradford	98
Kendall, Dade	97
South Fort Myers, Lee	97
Lady Lake, Sumter	96
Lake Hamilton, Polk	96
Panacea, Wakulla	94
Buena Ventura Lakes, Osceola	93
Missing, Pasco	93
Seville, Volusia	92
Lutz, Pasco	91
Missing, Collier	89
Hurlburt Field, Okaloosa	86
Harmony, Osceola	86
Temple Terrace, Hillsborough	86
Maitland, Seminole	85
Florahome, Putnam	85
Dinsmore, Duval	84
Waldo, Alachua	84
Bascom, Jackson	83
Tierra Verde, Pinellas	83
Brooker, Bradford	83
Christmas, Orange	83
Lamont, Jefferson	82
Missing, Lake	82
Canal Point, Palm Beach	81
Belleair Beach, Pinellas	81
Callaway, Bay	79
Paisley, Lake	78
F M, Lee	76
Astor, Lake	75
Pinetta, Madison	75

COVID-19: characteristics of 29,442 Florida resident cases

Data through Jan 20, 2021 verified as of Jan 21, 2021 at 09:25 AM

Data in this report are provisional and subject to change.

The table below includes the cities and counties of residence for cases in Florida residents based on the patient's ZIP Code. Note that city is not always received as part of the initial notification and may be missing while the case is being investigated.

City and county	Cases
Tyndall Air Force Base, Bay	75
Fruit Cove, St. Johns	75
Avon Park, Polk	72
Lighthouse Point, Broward	72
Orlando, Lake	71
Barefoot Bay, Brevard	71
Palma Ceia, Hillsborough	71
University Of Central Florida, Orange	71
University Of Central Fl, Orange	70
Orlando, Palm Beach	70
Missing, Hillsborough	69
Crystal Beach, Pinellas	68
Lorida, Highlands	67
Bradenton Beach, Manatee	67
University Of South Florida, Hillsborough	67
Missing, Citrus	66
Cedar Key, Levy	66
Missing, Escambia	65
Eatonville, Orange	65
Fort Denaud, Hendry	64
Campbellton, Jackson	64
Welaka, Putnam	64
Ochopee, Collier	64
The Villages, Marion	62
Air Mail Facility, Dade	62
Stock Island, Monroe	62
Ocean Ridge, Palm Beach	61
Kathleen, Polk	61
Greensboro, Gadsden	60
Patrick Air Force Base, Brevard	59
Boca Grande, Lee	59
Saint Pete Beach, Pinellas	58
Dania Beach, Broward	58
Barry University, Dade	57
North Venice, Sarasota	57
Princeton, Dade	57
Bonita Beach, Lee	57
Missing, Martin	56
West Park, Broward	55
Sunny Isles Beach, Dade	55
Yalaha, Lake	53
Destin, Walton	51
Georgetown, Putnam	51
Reunion, Osceola	50
City Of Sunrise, Broward	49
North Redington Beach, Pinellas	48
Felda, Hendry	47
Missing, Seminole	47
Northdale, Hillsborough	47
Walnut Hill, Escambia	47
Bellview, Escambia	46
Florida Gulf Coast Univ, Lee	46
Missing, Hernando	45
Palm Beach Shores, Palm Beach	45
Micco, Brevard	45
Cudjoe Key, Monroe	45
Heathrow, Seminole	45
Missing, Monroe	44
Treasure Island, Pinellas	44

COVID-19: characteristics of 29,442 Florida resident cases

Data through Jan 20, 2021 verified as of Jan 21, 2021 at 09:25 AM

Data in this report are provisional and subject to change.

The table below includes the cities and counties of residence for cases in Florida residents based on the patient's ZIP Code. Note that city is not always received as part of the initial notification and may be missing while the case is being investigated.

City and county	Cases
Anna Maria, Manatee	44
Singer Island, Palm Beach	44
Orlando, Brevard	43
Aloma, Orange	43
Ona, Hardee	42
Lake Suzy, Desoto	42
Cinco Bayou, Okaloosa	42
Missing, Clay	42
Mexico Beach, Bay	42
Sewalls Point, Martin	41
Missing, Indian River	40
Town N Country, Hillsborough	40
Highland City, Polk	40
University Of Tampa, Hillsborough	40
Salt Springs, Marion	39
Miromar Lakes, Lee	39
Terra Ceia, Manatee	38
Saint Leo, Pasco	38
Enterprise, Volusia	38
Okahumpka, Lake	38
Miami Springs, Dade	38
Manalapan, Palm Beach	38
Duette, Manatee	37
Village Of Wellington, Palm Beach	37
Eaton Park, Polk	36
Ebro, Washington	36
Orlando, Pinellas	36
Waverly, Polk	36
Intercession City, Osceola	35
Orlando, Leon	35
Missing, Manatee	34
Gulf Breeze, Escambia	34
Key Colony Beach, Monroe	34
Flemington, Marion	34
Miami, Unknown	33
Missing, Okaloosa	33
Missing, Nassau	33
Naranja, Dade	33
Kenansville, Osceola	32
Highland Beach, Palm Beach	32
Florence Villa, Polk	32
Palm Shores, Brevard	32
Village Wellington, Palm Beach	31
Missing, Polk	30
Bagdad, Santa Rosa	30
Green Acres, Palm Beach	30
Bonita Springs, Collier	29
Tice, Lee	29
Dowling Park, Suwannee	29
Pasadena, Pinellas	29
Missing, Sumter	29
Bayonet Point, Pasco	29
Lulu, Columbia	28
Lacoochee, Pasco	28
Bay Pines, Pinellas	28
Hialeah Gardens, Dade	28
Pensacola Beach, Santa Rosa	27
Florida State, Leon	26
Caryville, Holmes	26

COVID-19: characteristics of 29,442 Florida resident cases

Data through Jan 20, 2021 verified as of Jan 21, 2021 at 09:25 AM

Data in this report are provisional and subject to change.

The table below includes the cities and counties of residence for cases in Florida residents based on the patient's ZIP Code. Note that city is not always received as part of the initial notification and may be missing while the case is being investigated.

City and county	Cases
Hallandle Beach, Broward	26
Jupiter, Martin	26
Nocatee, Desoto	26
Univ Of FI Student Dorms, Alachua	26
South Palm Beach, Palm Beach	25
Poinciana, Osceola	25
Florida International Univ, Dade	25
Florida A And M University, Leon	25
Kinard, Calhoun	25
Missing, Walton	25
Penney Farms, Clay	25
Horseshoe Beach, Dixie	25
Miami Shores, Dade	25
South Miami Heights, Dade	25
Winter Garden, Lake	25
Labelle, Glades	24
North Bay Village, Dade	24
Orlando, Pasco	24
Santa Fe, Alachua	24
Orlando, Duval	23
Earleton, Alachua	23
Homosassa Springs, Citrus	23
Siesta Key, Sarasota	23
Tangerine, Orange	23
Chokoloskee, Collier	23
Bostwick, Putnam	22
Florida Dept Of Corrections, Union	22
Lealman, Pinellas	22
Homeland, Polk	22
Indian Lake Estates, Polk	22
Eloise, Polk	22
Tioga, Alachua	22
Mcintosh, Marion	22
Goulds, Dade	22
Westchase, Hillsborough	21
Venus, Highlands	21
Long Key, Monroe	21
Bradley, Polk	21
La Crosse, Alachua	21
Cortez, Manatee	20
Orlando, Marion	20
Sparr, Marion	20
Sydney, Hillsborough	20
City Of Westlake, Palm Beach	20
Palmdale, Glades	20
Missing, Flagler	20
Fort Lauderdale, Dade	20
Perdido Key, Escambia	20
Balm, Hillsborough	20
Bonaventure, Broward	20
Stetson University, Volusia	20
New Smyrna, Volusia	19
Sun City, Hillsborough	19
Wausau, Washington	19
Bonifay, Washington	19
Ponte Vedra, Duval	19
Hawthorne, Putnam	19
Little Torch Key, Monroe	18
Ridge Manor, Pasco	18

COVID-19: characteristics of 29,442 Florida resident cases

Data through Jan 20, 2021 verified as of Jan 21, 2021 at 09:25 AM

Data in this report are provisional and subject to change.

The table below includes the cities and counties of residence for cases in Florida residents based on the patient's ZIP Code. Note that city is not always received as part of the initial notification and may be missing while the case is being investigated.

City and county	Cases
Yankeetown, Levy	18
University Of Central Florida, Broward	18
Bayshore Gardens, Manatee	18
Everglades City, Collier	18
Sugarloaf Key, Monroe	18
Babcock Ranch, Lee	18
Pine Castle, Orange	18
Lakeshore, Polk	18
Orange Lake, Marion	18
Branford, Lafayette	18
Missing, Osceola	17
Saint Marks, Wakulla	17
Wabasso, Indian River	17
Apopka, Lake	17
Mexico Beach, Gulf	17
Crystal Springs, Pasco	17
Paxton, Walton	17
Alturas, Polk	17
Missing, Taylor	17
Orlando, Alachua	17
Lowell, Marion	17
Candler, Marion	17
Graceville, Holmes	16
Mango, Hillsborough	16
Parker, Bay	16
West Panama City Beach, Bay	16
Laud-By-The-Sea, Broward	16
Champions Gate, Polk	16
Missing, Putnam	16
Missing, Bay	16
Florida International University, Dade	15
Miami, Broward	15
Indian River Shores, Indian River	15
Gulf Stream, Palm Beach	15
Maxville, Duval	15
Loughman, Polk	15
Missing, Jackson	15
Pine Hills, Orange	15
Maitland, Volusia	15
Pembroke Park, Broward	14
Jensen Beach, St. Lucie	14
Lake City, Suwannee	14
Murdock, Charlotte	14
Plymouth, Orange	14
Citrus Ridge, Indian River	14
Winter Park, Polk	14
Nalcrest, Polk	14
Gulf Hammock, Levy	14
White Springs, Columbia	14
University Of Central FI, Hillsborough	14
Ocoee, Lake	14
Orlando, Manatee	14
Goodland, Collier	14
Mount Dora, Orange	14
Village Of Palmetto Bay, Dade	14
Tallevast, Manatee	13
Orlando, Lee	13
Hernando Beach, Hernando	13
High Springs, Gilchrist	13

COVID-19: characteristics of 29,442 Florida resident cases

Data through Jan 20, 2021 verified as of Jan 21, 2021 at 09:25 AM

Data in this report are provisional and subject to change.

The table below includes the cities and counties of residence for cases in Florida residents based on the patient's ZIP Code. Note that city is not always received as part of the initial notification and may be missing while the case is being investigated.

City and county	Cases
Westlake, Palm Beach	13
Woodville, Leon	13
Maitland, Polk	13
Davenport, Osceola	13
Fort Ogden, Desoto	13
Orlando, Flagler	13
Golden Oak, Orange	12
Buckingham, Lee	12
Zellwood, Lake	12
Forest City, Orange	12
Saint George Island, Franklin	12
Wewahitchka, Calhoun	12
Daytona Beach Shores, Volusia	12
Fort Charlotte, Charlotte	12
Saint Johns, Duval	12
Pensacola Beach, Escambia	12
Graham, Bradford	12
Maitland, Osceola	12
Holder, Citrus	11
Union Park, Orange	11
Shady Hills, Pasco	11
Gonzalez, Escambia	11
Redington Shores, Pinellas	11
Unknown, Dade	11
Long Boat Key, Manatee	11
Saint Lucie West, St. Lucie	11
Archer, Levy	11
Brooksville, Pasco	11
Hollywood, Dade	11
Jacksonville, Unknown	11
Lake Buena Vista, Orange	11
Watersound, Walton	11
Kissimmee, Orange	10
Johns Pass Village, Pinellas	10
Lake Monroe, Seminole	10
Ramrod Key, Monroe	10
Trenton, Levy	10
Missing, Columbia	10
Missing, Sarasota	10
Telogia, Liberty	10
Trilby, Pasco	10
Kingsley Lake, Bradford	10
Steinhatchee, Dixie	10
Rosemary Beach, Walton	10
Hutchinson Island, St. Lucie	10
Passport, Unknown	10
Nichols, Polk	10
Greenville, Taylor	10
Hillsboro Beach, Broward	10
Apopka, Volusia	10
Wahneta, Polk	10
Leisure City, Dade	10
Laurel Hill, Walton	10
Durant, Hillsborough	10
Dade City, Hernando	9
Orlando, Escambia	9
Perrine, Dade	9
Roseland, Indian River	9
Braden River, Manatee	9

COVID-19: characteristics of 29,442 Florida resident cases

Data through Jan 20, 2021 verified as of Jan 21, 2021 at 09:25 AM

Data in this report are provisional and subject to change.

The table below includes the cities and counties of residence for cases in Florida residents based on the patient's ZIP Code. Note that city is not always received as part of the initial notification and may be missing while the case is being investigated.

City and county	Cases
Fanning Springs, Gilchrist	9
Mount Plymouth, Lake	9
Virginia Gardens, Dade	9
Suwannee, Dixie	9
Lamont, Madison	9
Rubonia, Manatee	9
Indian Creek Village, Dade	9
Orlando, Okaloosa	9
Cottdale, Washington	9
Otter Creek, Levy	9
Palma Sola, Manatee	9
University Park, Manatee	9
Lake Como, Putnam	9
Choctaw Beach, Okaloosa	9
Belleair Bluffs, Pinellas	9
Beverly Beach, Flagler	9
Ferndale, Lake	8
Seybold, Dade	8
Sea Ranch Lakes, Broward	8
Jerome, Collier	8
Maitland, Hillsborough	8
Hialeah, Unknown	8
Missing, Holmes	8
Lloyd, Jefferson	8
Los Angeles, Dade	8
Florida State Univ Admin, Leon	8
Forest City, Seminole	8
Ozona, Pinellas	8
Orlando, St. Lucie	8
Salem, Taylor	8
Missing, Suwannee	8
West Delray Beach, Palm Beach	8
Webster, Hernando	8
Citrus Hills, Citrus	8
Briny Breezes, Palm Beach	8
Basinger, Okeechobee	7
Grant Valkaria, Brevard	7
Port Saint John, Brevard	7
University Of Central Fl, Martin	7
Evinston, Alachua	7
Seacrest, Walton	7
Cypress, Jackson	7
Keystone Heights, Bradford	7
Lakewood Ranch, Sarasota	7
Innovation, Pasco	7
Deer Island, Lake	7
Redington Beach, Pinellas	7
Ponce De Leon, Walton	7
Maitland, Lake	7
Goldenrod, Seminole	7
Niceville, Walton	7
Orlando, Sarasota	7
Eau Gallie, Brevard	7
Captiva, Lee	7
Cross Creek, Alachua	7
Pine Ridge, Citrus	7
Switzerland, St. Johns	7
Sunny Hills, Washington	6
Aripeka, Pasco	6

COVID-19: characteristics of 29,442 Florida resident cases

Data through Jan 20, 2021 verified as of Jan 21, 2021 at 09:25 AM

Data in this report are provisional and subject to change.

The table below includes the cities and counties of residence for cases in Florida residents based on the patient's ZIP Code. Note that city is not always received as part of the initial notification and may be missing while the case is being investigated.

City and county	Cases
Grandin, Putnam	6
Palm City, St. Lucie	6
Ocoee, Osceola	6
River Ranch, Polk	6
Quail Heights, Dade	6
Missing, Highlands	6
Wildlight, Nassau	6
Winderemere, Orange	6
East Lake, Marion	6
Gibsonia, Polk	6
Morriston, Marion	6
Duck Key, Monroe	6
Umatilla, Marion	6
Copeland, Collier	6
Orchid, Indian River	6
Orlando, St. Johns	6
Orange Springs, Marion	6
Elfers, Pasco	6
Fernandina, Nassau	6
Missing, Unknown	6
Lake Butler, Bradford	6
Mayport Naval Station, Duval	6
Missing, Alachua	5
Nobleton, Hernando	5
Eatonville, Polk	5
Anastasia Island, St. Johns	5
Winter Garden, Osceola	5
Inglis, Citrus	5
Okeechobee, Martin	5
Orlando, Collier	5
Orlando, Hernando	5
N/A, Unknown	5
Windermere, Alachua	5
Ybor City, Hillsborough	5
Haines Creek, Lake	5
Miccosukee, Leon	5
PSI, Unknown	5
Babcock Ranch, Charlotte	5
Naples, Lee	5
Longboat Key, Sarasota	5
Grove City, Charlotte	5
Hialeah, Broward	5
Ebro, Bay	5
Eglin, Okaloosa	5
Barberville, Volusia	5
Westchester, Dade	5
Scottsmoor, Brevard	5
Apopka, Broward	5
Saint Augustine Beach, St. Johns	5
Putnam Hall, Putnam	5
Stuart, St. Lucie	5
Pass, Unknown	5
Valkaria, Brevard	5
Winter Park, Broward	5
Fairfield, Marion	5
Indian Shores, Pinellas	5
Orlando, Charlotte	5
Winter Garden, Seminole	5
White City, Gulf	5

COVID-19: characteristics of 29,442 Florida resident cases

Data through Jan 20, 2021 verified as of Jan 21, 2021 at 09:25 AM

Data in this report are provisional and subject to change.

The table below includes the cities and counties of residence for cases in Florida residents based on the patient's ZIP Code. Note that city is not always received as part of the initial notification and may be missing while the case is being investigated.

City and county	Cases
Worthington Springs, Union	5
Tampa, Pinellas	4
Shady Grove, Taylor	4
Orlando, Santa Rosa	4
Milton, Escambia	4
Holt, Santa Rosa	4
Inlet Beach, Bay	4
Maitland, Leon	4
Missing, Leon	4
Mayport, Duval	4
Loxahatchee Groves, Palm Beach	4
Live Oak, Madison	4
Deerfield Beach, Palm Beach	4
West Bradenton, Manatee	4
Windermere, Leon	4
University Of Central Florida, Brevard	4
Port Charlotte, Unknown	4
Okeechobee, Glades	4
Orlando, Columbia	4
Punta Gorda, Lee	4
Glen Ridge, Palm Beach	4
Missing, Hendry	4
Orlando, Highlands	4
Port Salerno, Martin	4
Orlando, Bay	4
Ocean Breeze, Martin	4
Alys Beach, Bay	4
Melrose, Bradford	4
Jacksonville Naval Air Station, Duval	4
Newberry, Gilchrist	4
Okeechobee, Osceola	4
Miami Gardens, Unknown	4
Miramar, Dade	4
Missing, Calhoun	4
Bayou George, Bay	4
Branford, Gilchrist	4
Fort Lauderdale, Palm Beach	4
Clewiston, Palm Beach	4
San Carlos Park, Lee	4
Clarcona, Orange	4
Pensacola, Unknown	4
Wakulla Springs, Wakulla	4
Oneco, Manatee	4
International Service Center, Dade	4
Day, Lafayette	4
Alafaya, Broward	4
Williston, Marion	4
Saint Augustine, Duval	4
Orange Park, Duval	4
Point Washington, Walton	4
Bella Collina, Lake	4
El Jobean, Charlotte	4
Hinsdale, Manatee	4
Jonesville, Alachua	3
Julington Creek, St. Johns	3
Jupiter Island, Martin	3
Missing, Washington	3
Mims, Volusia	3
East Rockland Key, Monroe	3

COVID-19: characteristics of 29,442 Florida resident cases

Data through Jan 20, 2021 verified as of Jan 21, 2021 at 09:25 AM

Data in this report are provisional and subject to change.

The table below includes the cities and counties of residence for cases in Florida residents based on the patient's ZIP Code. Note that city is not always received as part of the initial notification and may be missing while the case is being investigated.

City and county	Cases
Alys Beach, Walton	3
Apopka, Hillsborough	3
Ocean Reef Club, Monroe	3
Sandestin, Walton	3
Seacrest, Bay	3
University Of Central Fl, Seminole	3
Vero Beach, St. Lucie	3
Cape San Blas, Gulf	3
Bowling Green, Polk	3
Crestview, Walton	3
Cypress Gardens, Polk	3
Fpo, Duval	3
Indian Rock Beach, Pinellas	3
Hollywood, Unknown	3
Fernandina Beach, Duval	3
Mayport Naval Housing, Duval	3
Orlando, Citrus	3
Monticello, Madison	3
Samoset, Manatee	3
San Fernando, Unknown	3
Pompano Beach, Palm Beach	3
Vernon, Bay	3
Windermere, Palm Beach	3
Orlando, Nassau	3
Sugarloaf, Monroe	3
Winter Garden, Leon	3
Westville, Walton	3
Glenwood, Volusia	3
Ft Pierce, St. Lucie	3
Milligan, Okaloosa	3
Lamont, Taylor	3
Sorrento, Orange	3
Conch Key, Monroe	3
Coraopolis, Citrus	3
Chicago, Lee	3
Bristol, Calhoun	3
Jacksonville, Alachua	3
Orlando, Jackson	3
North Fort Myers, Charlotte	3
Kissimmee, Unknown	3
Margate, Unknown	3
Maitland, Pasco	3
Mid Florida, Seminole	3
Los Angeles, Broward	3
Highland Park, Polk	3
Pass, Dade	3
Winter Garden, Polk	3
Ocoee, Broward	3
Labelle, Lee	3
Lanark Village, Franklin	3
Apopka, Osceola	3
Brewton, Escambia	3
Cassadaga, Volusia	3
Pp, Dade	3
Pp, Unknown	3
Orem, Palm Beach	3
Winter Park, Lake	3
Woodside, Broward	3
Port Saint Lucie, Martin	3

COVID-19: characteristics of 29,442 Florida resident cases

Data through Jan 20, 2021 verified as of Jan 21, 2021 at 09:25 AM

Data in this report are provisional and subject to change.

The table below includes the cities and counties of residence for cases in Florida residents based on the patient's ZIP Code. Note that city is not always received as part of the initial notification and may be missing while the case is being investigated.

City and county	Cases
Saint Augusaintine Beach, St. Johns	3
Orlando, Indian River	3
Orlando, Unknown	3
Orlando, Martin	3
Village Of Golf, Palm Beach	3
Windermere, Seminole	3
Hallandale Beach, Unknown	3
Blountstown, Liberty	3
Miami, Palm Beach	3
Miami Gardens, Broward	3
Lynbrook, Broward	3
Lakeland, Hillsborough	3
Ludlam, Dade	3
Laurel, Sarasota	3
Jacksonville, Clay	3
Apopka, Dade	3
Orlando, Union	3
Tampa Palms, Hillsborough	3
Winter Park, Alachua	3
Winter Park, Leon	3
Winter Park, Osceola	3
Tarpon Springs, Pasco	2
West Palm Beach, Dade	2
Pineland, Lee	2
Oklawaha, Marion	2
Olustee, Baker	2
Ocoee, Duval	2
Apopka, Flagler	2
Apopka, Marion	2
Apopka, Sarasota	2
Bonifay, Jackson	2
Clermont, Polk	2
Doctors Inlet, Clay	2
Deland, Lake	2
Fort Pierce, Martin	2
Greenville, Jefferson	2
Lecanto, Marion	2
Lawtey, Union	2
Lake Geneva, Clay	2
Los Angeles, Okaloosa	2
Immokalee, Lee	2
Lutz, Pinellas	2
Miami, Orange	2
Mount Pleasant, Gadsden	2
Blountstown, Jackson	2
Alligator Point, Franklin	2
Coconut Creek, Unknown	2
Fort Lauderdale, Unknown	2
Fort Myers, Unknown	2
Eatonville, Lake	2
Crawfordville, Leon	2
Winter Garden, Broward	2
Winter Garden, Dade	2
Windermere, Osceola	2
Winter Park, St. Johns	2
Upper Key Largo, Monroe	2
None, Dade	2
Saint Petersburg, Hillsborough	2
Seven Springs, Pasco	2

COVID-19: characteristics of 29,442 Florida resident cases

Data through Jan 20, 2021 verified as of Jan 21, 2021 at 09:25 AM

Data in this report are provisional and subject to change.

The table below includes the cities and counties of residence for cases in Florida residents based on the patient's ZIP Code. Note that city is not always received as part of the initial notification and may be missing while the case is being investigated.

City and county	Cases
Windermere, Polk	2
Wimauma, Manatee	2
University Of Central Florida, Palm Beach	2
University Of Central Florida, Pinellas	2
Sumatra, Liberty	2
University Of Central FI, Dade	2
University Of Central FI, Osceola	2
Orlando, Sumter	2
Provo, Broward	2
Portland, Unknown	2
Fort Walton Beach, Walton	2
Hialeah Lakes, Dade	2
Dunnellon, Levy	2
Lake Harbor, Palm Beach	2
Orlando, Holmes	2
Moore Haven, Hendry	2
Naples, Broward	2
Winter Garden, Hillsborough	2
Tangerine, Lake	2
Jacksonville, Dade	2
Madison, Unknown	2
Lockhart, Seminole	2
Lake Worth, Broward	2
Amelia City, Nassau	2
Alligator Point, Wakulla	2
Chipley, Jackson	2
Bruce, Holmes	2
Florida Power & Light Co, Dade	2
Coco River, Collier	2
Jacksonville Naval Hospital, Duval	2
Longview, Dade	2
Jacksonville, Nassau	2
Hosford, Calhoun	2
Noma, Holmes	2
Melrose, Clay	2
Mesa, Unknown	2
Boynton Beach, Broward	2
000000, Unknown	2
Cape Haze, Charlotte	2
Sharpes, Brevard	2
Sebring, Desoto	2
Ormond Beach, Flagler	2
Panama City, Unknown	2
Pompano Beach, Unknown	2
Tampa, Hernando	2
Summerfield, Unknown	2
University Of Central Florida, Lee	2
Vero Beach, Unknown	2
Wauchula, Desoto	2
Yeehaw, Okeechobee	2
Winter Park, Dade	2
Land O Lakes, Hillsborough	2
Missing, Okeechobee	2
Lakeland, Unknown	2
Fort Lauderdale, Alachua	2
Doral, Unknown	2
Cross City, Taylor	2
Brooklyn, Broward	2
Carl Fisher, Dade	2

COVID-19: characteristics of 29,442 Florida resident cases

Data through Jan 20, 2021 verified as of Jan 21, 2021 at 09:25 AM

Data in this report are provisional and subject to change.

The table below includes the cities and counties of residence for cases in Florida residents based on the patient's ZIP Code. Note that city is not always received as part of the initial notification and may be missing while the case is being investigated.

City and county	Cases
Boca Raton, Broward	2
Saint Marys, Nassau	2
Windermere, Lake	2
Winter Park, Highlands	2
Wacissa, Jefferson	2
Ocoee, Leon	2
Orlo Vista, Orange	2
Port Saint Lucie, Palm Beach	2
Weirsdale, Lake	2
Sunrise, Unknown	2
Tampa, Broward	2
Winter Park, Brevard	2
Port Canaveral, Brevard	2
Plantation Key, Monroe	2
Seguin, Unknown	2
Oakland Park, Unknown	2
Marysville, Dade	2
Green Cove Springs, Duval	2
Island Grove, Alachua	2
Dade City, Unknown	2
Cross Key, Monroe	2
Cibolo, Orange	2
Crescent Beach, Sarasota	2
Claysville, Hernando	2
Venice, Dade	2
Union, Manatee	2
University Of Central Fl, Broward	2
Sand Lake, Orange	2
Okeechobee, Highlands	2
Port St. Lucie, St. Lucie	2
Windermere, Hillsborough	2
Winter Park, Collier	2
Winter Park, Duval	2
Winter Park, Hillsborough	2
Apopka, Duval	2
Alford, Washington	2
Altamonte Springs, Orange	2
High Springs, Columbia	2
Miramar, Unknown	2
Miami Beach, Unknown	2
Miami, Martin	2
Long Beach, Orange	2
Maitland, Palm Beach	2
New Port Richey, Hillsborough	2
Longwood, Unknown	2
Labelle, Collier	2
Jena, Taylor	2
Lauderhill, Unknown	2
Lake Worth, Unknown	1
Los Angeles, Orange	1
Lecanto, Palm Beach	1
Littleton, St. Johns	1
Jupiter, Pinellas	1
Kansas City, Palm Beach	1
Lake Como, Nassau	1
Lake In The Hills, Broward	1
Gwynn Oak, Polk	1
Indianapolis, Lee	1
Newaygo, Charlotte	1

COVID-19: characteristics of 29,442 Florida resident cases

Data through Jan 20, 2021 verified as of Jan 21, 2021 at 09:25 AM

Data in this report are provisional and subject to change.

The table below includes the cities and counties of residence for cases in Florida residents based on the patient's ZIP Code. Note that city is not always received as part of the initial notification and may be missing while the case is being investigated.

City and county	Cases
North Port, Charlotte	1
Missing, Desoto	1
Na, Dade	1
Naples, Leon	1
Naples, Unknown	1
Mattoon, Lee	1
Marathon Shores, Monroe	1
Marianna, Leon	1
Marianna, Washington	1
Mary Esther, Hillsborough	1
Milford, Bay	1
Fort Lauderdale, Lee	1
Fort Pierce, Brevard	1
Fort Worth, Broward	1
Franklin, Orange	1
Gainesville, Santa Rosa	1
Crescent City, Marion	1
Crestview, Unknown	1
Coal City, Pasco	1
Commerce Township, Manatee	1
Crawfordville, Alachua	1
Delray Beach, Broward	1
Addison, Pasco	1
Alafaya, Dade	1
Apo, Collier	1
Apopka, Alachua	1
Apopka, Citrus	1
Belle Isle, Seminole	1
Arabi, Orange	1
At Large, Broward	1
Austin, Dade	1
Azalea Park, Broward	1
Brownsville, Escambia	1
Boys Ranch, Suwannee	1
Celebration, Orange	1
Chicago, Broward	1
Big Torch Key, Monroe	1
Black, Holmes	1
Boca Raton, Lee	1
Bonifay, Unknown	1
Bonnie, Dade	1
Bonnie, St. Johns	1
Winter Park, Manatee	1
Winter Park, Palm Beach	1
Winter Park, Volusia	1
Winter Springs, Orange	1
Youngstown, Washington	1
Zellwood, Brevard	1
Zellwood, Osceola	1
West Hollywood, Broward	1
Waverly, Duval	1
Weston, Unknown	1
Wildwood, Lee	1
West Palm Beach, Unknown	1
Winnetka, Dade	1
Port Saint Lucie, Marion	1
Port St Luice, Unknown	1
Roswell, Bay	1
Ruskin, Dade	1

COVID-19: characteristics of 29,442 Florida resident cases

Data through Jan 20, 2021 verified as of Jan 21, 2021 at 09:25 AM

Data in this report are provisional and subject to change.

The table below includes the cities and counties of residence for cases in Florida residents based on the patient's ZIP Code. Note that city is not always received as part of the initial notification and may be missing while the case is being investigated.

City and county	Cases
Ruskin, Manatee	1
Pompano Beach, Dade	1
Pompano Beach, Osceola	1
Port Charlotte, Lee	1
Pine Hills, Polk	1
Pembroke Pines, Unknown	1
Pensacola Naval Hospital, Escambia	1
Oviedo, Orange	1
Pace, Escambia	1
Painted Post, Pasco	1
Palatka, Marion	1
Scottsdale, Brevard	1
Saint Petersburg, Duval	1
St Peterburg, Orange	1
Stiamk, Dade	1
Sun City Center, Lee	1
Surfside Beach, Orange	1
Tavares, Unknown	1
Temple, Palm Beach	1
Wabasha, Clay	1
Unknown, Duval	1
Upland, Manatee	1
Clearwater, Leon	1
Crestview, Broward	1
Clarcona, Seminole	1
Crystal River, Marion	1
Dalecity, Okaloosa	1
Deerfield Beach, Polk	1
Defuniak Springs, Okaloosa	1
Florida City, Unknown	1
Fleming Island, Duval	1
Fellsmere, Brevard	1
Eatonville, Hillsborough	1
El Dorado, Palm Beach	1
Bogota, Unknown	1
Canton, Duval	1
Bradenton, Lee	1
Callahan, Duval	1
Alafaya, Pinellas	1
Apopka, Leon	1
Alachua, Suwannee	1
Atlanta, Walton	1
Attalla, Broward	1
Auburn, Palm Beach	1
Autaugaville, Broward	1
Azalea Park, Lake	1
Azalea Park, Polk	1
Jacksonville, Baker	1
Irmo, Unknown	1
Key West, Palm Beach	1
Kilgore, Dade	1
Jupiter Inlet, Palm Beach	1
Jzx, Unknown	1
Hampton, Alachua	1
Greensboro, Leon	1
Gainesville, Levy	1
Glen Cove, Unknown	1
Glen Saint Mary, Duval	1
Miami Dade, Unknown	1

COVID-19: characteristics of 29,442 Florida resident cases

Data through Jan 20, 2021 verified as of Jan 21, 2021 at 09:25 AM

Data in this report are provisional and subject to change.

The table below includes the cities and counties of residence for cases in Florida residents based on the patient's ZIP Code. Note that city is not always received as part of the initial notification and may be missing while the case is being investigated.

City and county	Cases
Metter, Manatee	1
Land O Lakes, Unknown	1
Landolakes, Unknown	1
Lawton, Okaloosa	1
Lima, Volusia	1
Macclenny, Dixie	1
Madison, Jefferson	1
Lake Forest, Collier	1
Mokena, Lee	1
Miamiardens, Unknown	1
Miamksaohes, Dade	1
Missing, Lafayette	1
Ocala, Duval	1
North Porte, Unknown	1
Notrealville, Polk	1
Monument, Broward	1
Morrisville, Palm Beach	1
North Brunswick, St. Lucie	1
North Lauderdale, Unknown	1
Orlando, Clay	1
Orem, Dade	1
Okeechobi, Unknown	1
Ocoee, Manatee	1
Orlando, Gadsden	1
Orlando, Walton	1
Oviedo, Lake	1
Sarasota, Unknown	1
San Marcos, Unknown	1
Ridgewood, Lee	1
Roayl Palm Beach, Palm Beach	1
Roseville, Broward	1
Rye, Palm Beach	1
Saint Petersburg, Bay	1
Plantation, Leon	1
Pensacola, Dade	1
Panomo City, Bay	1
Pooler, Broward	1
Port St. Lucie, Unknown	1
Putnam, Putnam	1
Xifamk, Dade	1
Twentynine Palms, Broward	1
University Of Central Florida, Duval	1
Venezuela, Unknown	1
Surprise, Unknown	1
Syracuse, Unknown	1
St Cloud, Orange	1
West Miami, Unknown	1
Vernon, Walton	1
Winfield, Hillsborough	1
Winter Garden, Lee	1
Winter Garden, Unknown	1
Winter Park, Bay	1
Whippany, Volusia	1
Prattville, Hillsborough	1
Prestonsburg, Bay	1
Quincy, Jackson	1
Rapid City, Broward	1
Red Bay, Holmes	1
Piasa, Putnam	1

COVID-19: characteristics of 29,442 Florida resident cases

Data through Jan 20, 2021 verified as of Jan 21, 2021 at 09:25 AM

Data in this report are provisional and subject to change.

The table below includes the cities and counties of residence for cases in Florida residents based on the patient's ZIP Code. Note that city is not always received as part of the initial notification and may be missing while the case is being investigated.

City and county	Cases
Palmetto, Pasco	1
Pass-A-Grille Beach, Pinellas	1
Pembroke Lakes, Broward	1
Other, Dade	1
Palmetto Bay, Palm Beach	1
New Middletown, Hillsborough	1
Orlando, Putnam	1
Waipahu, Santa Rosa	1
Ward, Polk	1
Wellborn, Columbia	1
Sunbright, Palm Beach	1
Syracuse, Polk	1
Tallahassee, Dade	1
Tamarac, Dade	1
Tampa, Unknown	1
Tavares, Orange	1
Topsham, Manatee	1
Town Of Nocatee, St. Johns	1
Unkn, Duval	1
Suitland, Volusia	1
Shirley, Flagler	1
Seminole, Leon	1
Russellville, Bay	1
Saint Joseph, Volusia	1
San Antonio, Orange	1
Woodbine, Nassau	1
Winter Garden, Marion	1
Winter Park, Citrus	1
Winter Park, Hendry	1
Winter Garden, Duval	1
West Aplm Beach, Palm Beach	1
West Yarmouth, St. Lucie	1
Venetian Islands, Dade	1
Belle Isle, Osceola	1
Bay Harbor Islands, Unknown	1
Bel Air, Collier	1
Alachua, Duval	1
Alpharetta, Broward	1
Apopka, Brevard	1
Apopka, Clay	1
Apopka, Polk	1
Asheville, Highlands	1
Astoria, Broward	1
Bartow, Hardee	1
Carmel, Orange	1
Caracas, Dade	1
Brooklyn, Dade	1
Brooklyn, Lee	1
Boston, Broward	1
Dallas, Hernando	1
Coconut Ck, Unknown	1
Chicago, Unknown	1
Downingtown, Hillsborough	1
Dpo, Santa Rosa	1
Deltona, Seminole	1
Dearborn, Broward	1
Deer Park, Dade	1
Deerfield Beach, Unknown	1
Deland, Seminole	1

COVID-19: characteristics of 29,442 Florida resident cases

Data through Jan 20, 2021 verified as of Jan 21, 2021 at 09:25 AM

Data in this report are provisional and subject to change.

The table below includes the cities and counties of residence for cases in Florida residents based on the patient's ZIP Code. Note that city is not always received as part of the initial notification and may be missing while the case is being investigated.

City and county	Cases
Fort Lauderdale, Leon	1
Fort White, Clay	1
Garden City, Alachua	1
Gaylord, Orange	1
Gotcha, Orange	1
Greensburg, Palm Beach	1
Fisher Island, Unknown	1
Hallandale, Unknown	1
Gurabo, Osceola	1
Hernando, Marion	1
Hialeah, Collier	1
Helen, Bay	1
Lake Butler, Alachua	1
Kingsland, Nassau	1
Knoxville, Bay	1
Indian Rocks Beach, Duval	1
Key West, Duval	1
Keys West, Unknown	1
Hoclywsod, Dade	1
Hiawassee, Osceola	1
Homeless, Hillsborough	1
Homeless, Monroe	1
Homeless, Pinellas	1
Inwood, Broward	1
Irvine, Marion	1
Istachatta, Hernando	1
Jefferson, Dade	1
Jonesboro, Leon	1
Jupiter, Dade	1
Jupiter, St. Lucie	1
Kenilworth, Leon	1
Monroe Township, Palm Beach	1
Moore Haven, Okeechobee	1
Morrisville, Unknown	1
Milford, Lee	1
Missing, Levy	1
North Palm Beach, Orange	1
Northport, Sarasota	1
Oakland, Lee	1
Las Vegas, Palm Beach	1
Ldhl, Broward	1
Little Neck, Lee	1
Micanopy, Marion	1
Mckinney, Broward	1
Miamc, Dade	1
Wtixrat, Dade	1
Windermere, Volusia	1
Westlake Village, Unknown	1
Whites Creek, Leon	1
Watersound, Bay	1
Ventura, Orange	1
Unk, Duval	1
Unknown Out Of Area, St. Lucie	1
Sunrtise, Dade	1
Tallahassee, Gadsden	1
Tallahassee, Madison	1
Toms River, Lee	1
Tourist, Dade	1
Trenton, Dixie	1

COVID-19: characteristics of 29,442 Florida resident cases

Data through Jan 20, 2021 verified as of Jan 21, 2021 at 09:25 AM

Data in this report are provisional and subject to change.

The table below includes the cities and counties of residence for cases in Florida residents based on the patient's ZIP Code. Note that city is not always received as part of the initial notification and may be missing while the case is being investigated.

City and county	Cases
Unknown, Unknown	1
Powell, Lee	1
Perth Amboy, Hillsborough	1
Pembroke Pines, Dade	1
Pensacola, Sumter	1
Paducah, Manatee	1
Puerto Rico, Unknown	1
Randolph, Orange	1
Saint Petersburg, Charlotte	1
Saint Lucie Village, St. Lucie	1
Cincinnati, Dade	1
Champions Gate, Osceola	1
Davie, Unknown	1
Dayton, Orange	1
Floral, Okaloosa	1
Dfafs, Okaloosa	1
Edgewood, Broward	1
Alva, Escambia	1
Arcadia, Highlands	1
Baker, Santa Rosa	1
Armstrong, St. Johns	1
Atl, Brevard	1
Belleville, Palm Beach	1
Belmont, Santa Rosa	1
Blountstown, Broward	1
Bonita, Lee	1
Belle Isle, Duval	1
Bocaraten, Palm Beach	1
Bronson, Alachua	1
Brooker, Alachua	1
Brandon, Pinellas	1
Macclenny, Duval	1
Mantua, Broward	1
Mayaguez, Dade	1
Middletown, Osceola	1
North Laud, Unknown	1
Ocoee, Unknown	1
Murrieta, Seminole	1
Monroe, Hillsborough	1
Oldsra, Manatee	1
Hoosick Falls, Broward	1
Hialeahgardens, Dade	1
Hiram, Leon	1
Gibson, Unknown	1
Gainesville, Okaloosa	1
Greenbrier, Bay	1
Longwood, Broward	1
Lucedale, St. Lucie	1
Interlachen, Duval	1
Kure Beach, Monroe	1
Lakeland, Palm Beach	1
Colorado Springs, Unknown	1
Conifer, Lee	1
Eatonville, Seminole	1
Destin, Unknown	1
Diamond, Highlands	1
Fort Denaud, Glades	1
Fortlauderdale, Unknown	1
Ft Pierce, Unknown	1

COVID-19: characteristics of 29,442 Florida resident cases

Data through Jan 20, 2021 verified as of Jan 21, 2021 at 09:25 AM

Data in this report are provisional and subject to change.

The table below includes the cities and counties of residence for cases in Florida residents based on the patient's ZIP Code. Note that city is not always received as part of the initial notification and may be missing while the case is being investigated.

City and county	Cases
Garland, Orange	1
El Paso, Unknown	1
Eustis, Orange	1
Everett, Dade	1
FI State Lot, Leon	1
Bryn Mawr, Palm Beach	1
Camden Wyoming, Duval	1
Bear Grass, Palm Beach	1
Chipley, Holmes	1
Chattanooga, Dade	1
Altamonte, Orange	1
Alva, Collier	1
333, Unknown	1
Allentown, Putnam	1
Amelia Village, Nassau	1
Apple Creek, Citrus	1
Barefoot Beach, Lee	1
Azalea Park, Osceola	1
Aventura, Osceola	1
Lauderdale Hill, Unknown	1
Lehigh Cares, Lee	1
Live Oak, Columbia	1
Loganville, Orange	1
Longwood, Orange	1
Middleburg, Duval	1
Midland, Osceola	1
Miami Garden, Unknown	1
Miami, Monroe	1
Miamii, Dade	1
Miamt, Dade	1
Mary Esther, Escambia	1
Jeffersonville, Broward	1
Lake Mary, Lake	1
Knoxville, Escambia	1
Hickory, Lee	1
Homeless, Dade	1
Homer, Escambia	1
Hallandate Ben, Unknown	1
Westerville, Hillsborough	1
Wilbur By The Sea, Volusia	1
Willowbrook, Lee	1
University Of Central Florida, Hillsborough	1
University Of Central Fl, Pasco	1
Vero Beach, Brevard	1
Village Of Palm Springs, Palm Beach	1
Webster, Pasco	1
Woodland Hills, Brevard	1
Windermere, Dade	1
Winston Salem, Unknown	1
Palm City, Unknown	1
Pompano Beach, Alachua	1
Pine Hills, Broward	1
Oviedo, Leon	1
Opa Locka, Polk	1
Orem, Sarasota	1
Orem, Unknown	1
Ocala, Unknown	1
Old Town, Gilchrist	1
Ocoee, Hillsborough	1

COVID-19: characteristics of 29,442 Florida resident cases

Data through Jan 20, 2021 verified as of Jan 21, 2021 at 09:25 AM

Data in this report are provisional and subject to change.

The table below includes the cities and counties of residence for cases in Florida residents based on the patient's ZIP Code. Note that city is not always received as part of the initial notification and may be missing while the case is being investigated.

City and county	Cases
N/A, Duval	1
Naples, Alachua	1
Porter Ranch, Dade	1
Raiford, Bradford	1
Ponte Vedra Beach, Orange	1
Port Saint Lucie, Broward	1
Port Saint Lucie, Indian River	1
Russellville, Hillsborough	1
Saint Augustine, Okaloosa	1
Republic, Monroe	1
Ridgewood, Broward	1
Riverview, Manatee	1
Roseland, Palm Beach	1
Union City, Bradford	1
Tampa, Manatee	1
Steinhatchee, Alachua	1
Saint Teresa, Wakulla	1
San Diego, Unknown	1
Naugatuck, Lee	1
Myakka, Duval	1
North Little Rock, Palm Beach	1
New Vernon, Sarasota	1
New York, Broward	1
Opa Locka, Unknown	1
Oakland, Broward	1
Oakland, Manatee	1
Olando, Orange	1
Ocoee, Polk	1
Lakewood, Unknown	1
Los Angeles, Polk	1
Knoxville, Duval	1
Maitland, Unknown	1
Melbourne, Orange	1
Miami Beach, Palm Beach	1
Miami Granders, Dade	1
Missing, Charlotte	1
Middleburg, Unknown	1
Minneapolis, Broward	1
Flora, Lee	1
Export, Palm Beach	1
Fdsf, Unknown	1
Fruitland Park, Sumter	1
Fwb, Unknown	1
Gainesville, Marion	1
Gastonia, Polk	1
Geneva, Orange	1
Hialeah, Orange	1
Hilliard, Dade	1
Hollywood, Leon	1
Holt, Unknown	1
Humble, Broward	1
Havanna, Gadsden	1
Jan Phyl Village, Polk	1
Green, Clay	1
Greensburg, Orange	1
Greenville, Monroe	1
Gulf Shores, Escambia	1
Clermont, Unknown	1
Duke Field Air Force Station, Okaloosa	1

COVID-19: characteristics of 29,442 Florida resident cases

Data through Jan 20, 2021 verified as of Jan 21, 2021 at 09:25 AM

Data in this report are provisional and subject to change.

The table below includes the cities and counties of residence for cases in Florida residents based on the patient's ZIP Code. Note that city is not always received as part of the initial notification and may be missing while the case is being investigated.

City and county	Cases
Columbia, Orange	1
Coral Gables, Unknown	1
Coral Springs, Unknown	1
Cornelius, Leon	1
Crestview, Dade	1
Dade City, Polk	1
Dania, Unknown	1
Darien, Pasco	1
Bryn Mawr, Collier	1
Apalachicola, Leon	1
Apopka, Palm Beach	1
Aspen, Palm Beach	1
Atlanta, Broward	1
Aurburndale, Polk	1
Aventura, Unknown	1
Azalea Park, Sarasota	1
Bartow, Unknown	1
Boca Rotan, Unknown	1
Richmond Heights, Dade	1
Rochester, Lee	1
Rosemary Beach, Bay	1
South Otselic, Dade	1
Saint Petersburg, Dade	1
San Juan, Osceola	1
San Pedro Sula, Dade	1
Sandy, Duval	1
Pensacola, Santa Rosa	1
Ponce, Orange	1
Port Charlotte Fl, Unknown	1
Plant City, Hendry	1
Plant City, Pinellas	1
Plantation, Unknown	1
University Of Central Fl, St. Johns	1
University Of Central Florida, Dade	1
Telluride, Lee	1
Tampa, Jackson	1
Sumter Ville, Unknown	1
Springhill, Unknown	1
Tinley Park, Lee	1
Wayne, Dade	1
West Simsbury, Collier	1
Windermere, Lee	1
Winter Garden, Brevard	1
Winter Garden, Sumter	1
Sun City Center, Hardee	1
Tallahassee, Duval	1
Tampa, Palm Beach	1
Saxis, Lee	1
Sebring, Lee	1
Spring Hill , Hernando	1
Starke, Clay	1
Stone Mountain, Palm Beach	1
Saint Petersburg, St. Lucie	1
Saint Johns, Unknown	1
Rye, Duval	1
Rex, Duval	1
North Pole, Seminole	1
North Port, Lee	1
Orem, Broward	1

COVID-19: characteristics of 29,442 Florida resident cases

Data through Jan 20, 2021 verified as of Jan 21, 2021 at 09:25 AM

Data in this report are provisional and subject to change.

The table below includes the cities and counties of residence for cases in Florida residents based on the patient's ZIP Code. Note that city is not always received as part of the initial notification and may be missing while the case is being investigated.

City and county	Cases
Oooooo, Unknown	1
Orlando, Washington	1
Palm Coast, Polk	1
Palm Coast, Volusia	1
Parker, Dade	1
Port Everglades, Broward	1
Plantation, Orange	1
Peoria, Unknown	1
Pacifica, Dade	1
University Of Central Fl, Clay	1
Tulsa, Orange	1
Tiffin, Highlands	1
Washington, Unknown	1
Wekiva Springs, Seminole	1
Vernon, Unknown	1
Winter Garden, Pinellas	1
Winter Park, Calhoun	1
Winter Park, Indian River	1
Winter Park, Lee	1
Windermere, Pasco	1
West Villages, Sarasota	1
Westbrook, Dade	1
Wichita, Volusia	1
Wildwood, Marion	1
Winder Garden, Orange	1
Windermere, Broward	1
Zolfo Springs, Polk	1
Foley, Escambia	1
Eatonville, Osceola	1
Edgewood, Osceola	1
Deland, St. Lucie	1
Deltona, Orange	1
Fort Myers-, Lee	1
Fort Pierce, Unknown	1
Gotha, Palm Beach	1
Granada Hills, Broward	1
Hailandale, Unknown	1
Harrison, Pinellas	1
Hialeah, Bay	1
Homeless, Polk	1
Conway, Leon	1
Clermont, Osceola	1
Clewiston, Glades	1
Cypress, Leon	1
Davenport, Orange	1
Cartersville, Unknown	1
Anaheim, Unknown	1
Alafaya, Palm Beach	1
Athens, Duval	1
Belle Isle, Dade	1
Bogota, Orange	1
Bradington, Manatee	1
Bronx, Palm Beach	1
Navarre, Okaloosa	1
New Orleans, Palm Beach	1
Newark, Broward	1
Newburgh, Bay	1
Middlesburg, Duval	1
Missing, Hardee	1

COVID-19: characteristics of 29,442 Florida resident cases

Data through Jan 20, 2021 verified as of Jan 21, 2021 at 09:25 AM

Data in this report are provisional and subject to change.

The table below includes the cities and counties of residence for cases in Florida residents based on the patient's ZIP Code. Note that city is not always received as part of the initial notification and may be missing while the case is being investigated.

City and county	Cases
Miami Lakes, Unknown	1
Miami, Hillsborough	1
Macdill Air Force Base, Hillsborough	1
Maitland, Dade	1
Marshall, Dade	1
Homosassa, Hernando	1
Jerusalem, St. Johns	1
La Grange, Dade	1
Lake City, Hamilton	1
Louisville, Manatee	1
Littleton, Dade	1
Los Angeles Ca, Unknown	1
Lewisburg, Pasco	1
Lemoyne, Manatee	1
Lawrence Township, Palm Beach	1
Lander, Citrus	1
Las Vegas, Orange	1
Magnolia Square, Osceola	1
Maitland, Alachua	1
Melrose, Alachua	1
Miamf, Dade	1
Miami G, Dade	1
Miami Shores, Broward	1
Miami, Collier	1
Marianna, Calhoun	1
Marshall, Palm Beach	1
New Richmond, Volusia	1
Jamaica, Broward	1
Kingsland, Duval	1
Kissimmee, Brevard	1
Lake Placid, Alachua	1
Gotha, Leon	1
Gilmer, Dade	1
Haverford, Hillsborough	1
Herrin, Orange	1
DeLand, Polk	1
Dallas, Lee	1
De Leon Springs, Putnam	1
Estero, Collier	1
Fanning Springs, Levy	1
Columbus, Brevard	1
Cookeville, Seminole	1
Crestview, Holmes	1
Cumberland, Palm Beach	1
Dade City, Hillsborough	1
Charlotte, Pasco	1
Clear Brook, Lee	1
Clermont, Orange	1
Boca Raton, Unknown	1
Bohealia, Lee	1
Blowing Rock, Polk	1
Carol Stream, Orange	1
Bryant, Alachua	1
Apopka, St. Lucie	1
Belle Isle, Polk	1
Apopka, Manatee	1
99, Unknown	1
Alanson, Bay	1
Aollywoss, Dade	1

COVID-19: characteristics of 29,442 Florida resident cases

Data through Jan 20, 2021 verified as of Jan 21, 2021 at 09:25 AM

Data in this report are provisional and subject to change.

The table below includes the cities and counties of residence for cases in Florida residents based on the patient's ZIP Code. Note that city is not always received as part of the initial notification and may be missing while the case is being investigated.

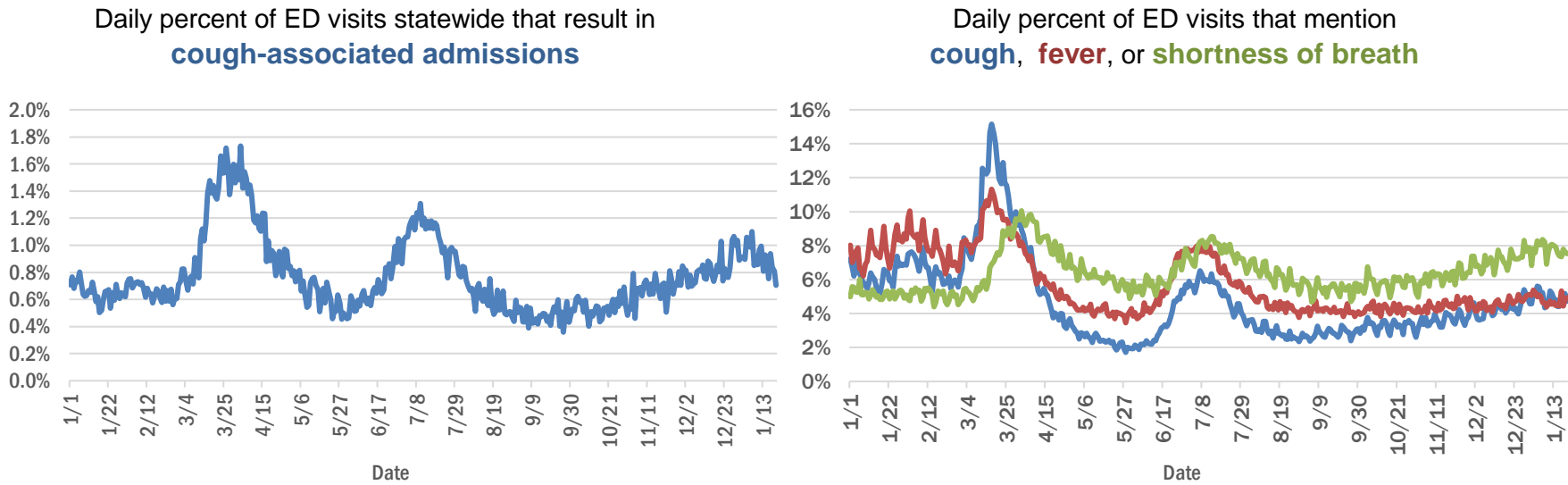
City and county	Cases
Ocoee, Lee	1
Ocoee, Volusia	1
Okeechobee, St. Lucie	1
Opalocka, Dade	1
Orlando, Hendry	1
Orlando, Levy	1
Oakland, Lake	1
Oakland, Leon	1
North Canton, Palm Beach	1
Perry, Leon	1
Provincetown, Collier	1
Oxford, Palm Beach	1
Palm Springs North, Dade	1
Palm Coast, Duval	1
Tangerine, Seminole	1
Virginia Beach, Hernando	1
Waco, Broward	1
University Of Central Florida, Monroe	1
Tewksbury, Orange	1
Toms River, Dade	1
Shannon, Collier	1
Soldotna, Broward	1
South Burlington, Orange	1
Steinhatchee, Madison	1
Rio Dell, Volusia	1
Saint Cloud, Lee	1
Saint Johns, Orange	1
San Antonio, Sarasota	1
San Antonio, Unknown	1
Sanford, Volusia	1
Weston, Dade	1
Wheaton, Lee	1
Wesley Chapel, Alachua	1
Wood River, Polk	1
Worcester, Palm Beach	1
Total	1,584,442

COVID-19: additional surveillance information

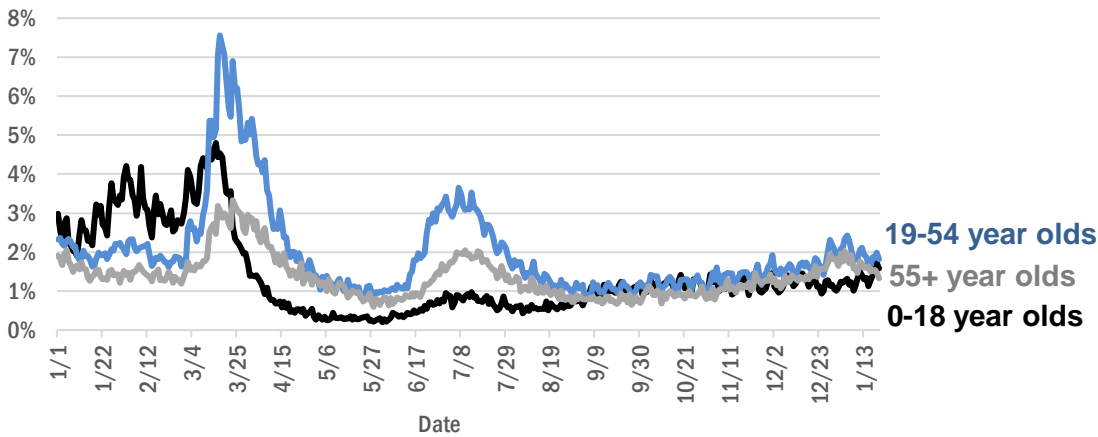
Data through Jan 20, 2021 verified as of Jan 21, 2021 at 09:25 AM

Data in this report are provisional and subject to change.

Statewide emergency department (ED) chief complaint and admission data



Daily percent of ED visits statewide that mention cough by age group



The Electronic Surveillance System for the Early Notification of Community-Based Epidemics (ESSENCE-FL) includes chief complaint data from 211 of 211 Florida EDs. Data are transmitted electronically to ESSENCE-FL daily or hourly.

COVID-19: testing by laboratory

Data through Jan 20, 2021 verified as of Jan 21, 2021 at 09:25 AM

Data in this report are provisional and subject to change.

The numbers in the table below represent the number of Florida and non-Florida residents for whom test results were received by the Department of Health. A person can be tested by more than one laboratory and can have both positive and negative results. **Therefore, the sum of the numbers in each column will be larger than the total number of people tested.**

Reporting lab	Inconclusive	Negative	Positive	Percent positive	Total
LABORATORY CORPORATION OF AMERICA	2,319	1,438,501	194,402	12%	1,635,222
QUEST DIAGNOSTICS	10,653	1,254,113	184,275	13%	1,449,041
CURATIVE LABS	11,644	1,193,356	174,759	13%	1,379,759
BIO REFERENCE LABORATORIES, INC	7,378	841,133	159,985	16%	1,008,496
HELIX	5,864	454,260	78,291	15%	538,415
GENETWORX	661	390,606	32,941	8%	424,208
REALTOX LABS LLC	3,915	352,553	56,346	14%	412,814
CDR MAGUIRE - HEALTH CARE CENTER		338,628	51,518	13%	390,146
RCA LABORATORY SERVICES, LLC		291,489	29,388	9%	320,877
NOMI_HEALTH	1,334	238,246	35,681	13%	275,261
EAST FLORIDA STATE COLLEGE - BREVARD		212,889	26,986	11%	239,875
IMPACT HEALTH BIOMETRIC TESTING, INC	1,002	192,471	21,900	10%	215,373
REAL DIAGNOSTICS	1,302	178,640	24,704	12%	204,646
NOMI HEALTH LAB SERVICES		172,664	19,643	10%	192,307
BPHL-JACKSONVILLE	18	142,360	25,505	15%	167,883
MAKO GENOMICS	6,743	126,809	22,548	14%	156,100
ELABNETWORK	1,058	135,376	11,490	8%	147,924
ADVENTHEALTH LAB	99	128,503	16,179	11%	144,781
MAYO CLINIC LABORATORIES	314	124,043	15,794	11%	140,151
FULGENT DIAGNOSTICS LABORATORY	2,336	113,913	12,355	10%	128,604
NORTHWEST LABORATORY	246	121,036	6,471	5%	127,753
BAYCARE LABORATORIES LLC	529	114,937	10,448	8%	125,914
BPHL-MIAMI	225	102,562	17,418	14%	120,205
PWNHEALTH	546	104,716	13,707	12%	118,969
MEMORIAL REGIONAL HOSPITAL SOUTH	23	98,709	20,202	17%	118,934
ASCENSION SACRED HEART HOSPITAL - PENSACOLA	2	100,727	15,641	13%	116,370
ADVENT HEALTH LAB	112	101,260	13,957	12%	115,329
MEDICAL DIAGNOSTIC LABORATORIES	973	98,465	14,204	12%	113,642
BIOCOLLECTIONS WORLDWIDE, INC	690	99,784	12,642	11%	113,116
ORLANDO HEALTH SYSTEM	651	97,712	10,168	9%	108,531
KORVALABS, INC	1,285	91,259	4,681	5%	97,225
UF HEALTH MEDICAL LAB	33	86,910	7,646	8%	94,589
BPHL-TAMPA (SPECTRUM BLVD)	45	76,560	14,362	16%	90,967
TAMPA GENERAL HOSPITAL	4	80,111	7,576	9%	87,691
AKESOGEN		73,799	13,803	16%	87,602
TESTING MATTERS INC	264	74,433	11,672	14%	86,369
SUNPATH MEDICAL DIAGNOSTICS LABORATORY	753	74,072	11,432	13%	86,257
DIATHERIX LABORATORIES		73,617	11,161	13%	84,778
BAPTIST HEALTH SOUTH FLORIDA	305	65,235	10,494	14%	76,034
REAL DIAGNOSITICS	475	64,937	9,946	13%	75,358
ASCENSION ST VINCENT'S - RIVERSIDE	1	59,668	8,746	13%	68,415
JACKSON MEMORIAL HOSPITAL CLINICAL LAB	79	53,151	9,995	16%	63,225
LAKELAND REGIONAL MEDICAL CENTER	129	54,164	7,164	12%	61,457
SOUTH MIAMI HOSPITAL LAB	296	51,746	7,610	13%	59,652
UF HEALTH SHANDS HOSPITAL	379	52,749	3,873	7%	57,001
AIT LABORATORIES		47,236	5,774	11%	53,010
ARUP LABORATORIES	16	50,024	2,916	6%	52,956

COVID-19: testing by laboratory

Data through Jan 20, 2021 verified as of Jan 21, 2021 at 09:25 AM

Data in this report are provisional and subject to change.

The numbers in the table below represent the number of Florida and non-Florida residents for whom test results were received by the Department of Health. A person can be tested by more than one laboratory and can have both positive and negative results. **Therefore, the sum of the numbers in each column will be larger than the total number of people tested.**

Reporting lab	Inconclusive	Negative	Positive	Percent positive	Total
AEGIS SCIENCES CORPORATION	358	43,997	8,194	16%	52,549
AMERICAN HEALTH ASSOCIATES	9	46,979	3,562	7%	50,550
INGENIOUS PERSONALIZED MEDICINE	155	38,785	8,111	17%	47,051
APPLIED INGENUITY DIAGNOSTICS LLC		44,127	1,989	4%	46,116
VIRACOR EUROFINs		35,241	9,767	22%	45,008
TALLAHASSEE MEMORIAL HOSPITAL	215	38,594	4,806	11%	43,615
BAPTIST HEALTH - JACKSONVILLE	4	40,149	3,262	8%	43,415
GENESIS REFERENCE LABORATORIES		34,867	4,092	11%	38,959
ORANGE COUNTY CONVENTION CENTER		33,330	3,671	10%	37,001
SARASOTA MEMORIAL HOSPITAL MAIN LAB	12	33,801	3,121	8%	36,934
BROWARD GENERAL MEDICAL CENTER-CLINICAL LAB	2	32,651	3,470	10%	36,123
MILLENNIUM PHYSICIAN GROUP	17	30,255	5,757	16%	36,029
MIAMI DADE COUNTY		32,093	3,528	10%	35,621
CB SMITH PARK		30,945	4,385	12%	35,330
LEE HEALTH - CAPE CORAL HOSPITAL	3	30,093	5,062	14%	35,158
NICKLAUS CHILDREN'S HOSPITAL	61	29,581	4,395	13%	34,037
FLORIDA HOSPITAL - TAMPA	37	31,167	2,764	8%	33,968
WALGREENS	32	28,575	5,274	16%	33,881
UNIVERSITY OF MIAMI HOSPITAL	32	30,506	3,240	10%	33,778
UF HEALTH JACKSONVILLE	47	28,952	3,378	10%	32,377
ECCO LAB GROUP CO	458	26,611	4,327	14%	31,396
ADVENTIST HEALTH SYSTEMS SUNBELT INC DBA		27,305	2,898	10%	30,203
NORTH FLORIDA REGIONAL MEDICAL CENTER		23,900	2,971	11%	26,871
ST JOSEPHS HOSPITAL LABORATORY	23	23,200	3,099	12%	26,322
MOUNT SINAI MEDICAL CENTER	9	23,593	2,556	10%	26,158
JUPITER MEDICAL CENTER LAB	69	23,799	2,250	9%	26,118
BRANDON REGIONAL HOSPITAL		22,754	3,087	12%	25,841
DWIC OF TAMPA BAY INC		23,048	2,433	10%	25,481
PALMETTO GENERAL HOSPITAL LAB	3	19,754	4,144	17%	23,901
JFK MEDICAL CENTER LAB	1	20,845	2,727	12%	23,573
ACCESS DX LABORATORY	209	20,510	2,026	9%	22,745
STATLAB_MOBILE	1	19,887	2,004	9%	21,892
STS LAB 2 LLC	6	20,514	1,064	5%	21,584
INTEGRATED REGIONAL LABORATORIES LLP	1	18,445	3,070	14%	21,516
WATSON CLINIC LLP		17,156	3,973	19%	21,129
NAPLES COMMUNITY HOSPITAL	67	18,732	1,935	9%	20,734
ADVENT HEALTH - DAYTONA BEACH	32	18,890	1,577	8%	20,499
AVENTUS BIO LABS	16	17,770	2,613	13%	20,399
PANCARE OF FLORIDA INC		18,176	2,139	11%	20,315
HOLY CROSS HOSPITAL CLINICAL LAB	1	18,533	1,625	8%	20,159
LAB DIAGNOSTICS LLC	383	14,475	5,250	26%	20,108
HEALTHLINK DIAGNOSTIC LABORATORIES	259	17,753	2,034	10%	20,046
MORTON PLANT HOSPITAL-ADLER INSTITUTE	26	17,804	2,081	10%	19,911
EXACT SCIENCES LABORATORIES		17,508	2,208	11%	19,716

COVID-19: testing by laboratory

Data through Jan 20, 2021 verified as of Jan 21, 2021 at 09:25 AM

Data in this report are provisional and subject to change.

The numbers in the table below represent the number of Florida and non-Florida residents for whom test results were received by the Department of Health. A person can be tested by more than one laboratory and can have both positive and negative results. **Therefore, the sum of the numbers in each column will be larger than the total number of people tested.**

Reporting lab	Inconclusive	Negative	Positive	Percent positive	Total
MEDFAST URGENT CARE CENTERS, LLC	10	16,660	2,600	13%	19,270
PATIENTS FIRST LAKE ELLA MEDICAL CENTER PA		16,261	3,006	16%	19,267
DRS CLACK SPENCER WHITE & MCCORMACK PA D/B/A		17,130	1,809	10%	18,939
INFINITY BIOLOGIX LLC	54	18,056	767	4%	18,877
SAINT MARY'S MEDICAL CENTER	22	16,472	1,940	11%	18,434
NIGHT LITE PEDIATRIC CENTER LLC		15,661	1,985	11%	17,646
HEALTH CENTER AT SINAI RESIDENCES		16,932	506	3%	17,438
GENESIS MEDICAL LABORATORY	196	14,223	2,787	16%	17,206
BIOCERNA LABS	461	14,582	2,112	12%	17,155
AHALABS		15,953	1,086	6%	17,039
MINUTECLINIC LLC		14,145	2,779	16%	16,924
MALABAR MEDICAL WALK IN CLINIC		13,674	2,477	15%	16,151
UNITED CLINICAL LABORATORY LLC	2	13,814	1,966	12%	15,782
LEESBURG REGIONAL MEDICAL CENTER		13,806	1,870	12%	15,676
BAYFRONT HEALTH - ST PETERSBURG	17	13,313	2,146	14%	15,476
OSCEOLA REGIONAL MEDICAL CENTER	1	13,465	1,991	13%	15,457
CLEVELAND CLINIC HOSPITAL LAB	4	13,521	1,891	12%	15,416
HOMESTEAD HOSPITAL CLINICAL LABORATORY	26	12,291	2,630	18%	14,947
MEMORIAL HOSPITAL JACKSONVILLE	8	12,348	2,439	16%	14,795
INDIAN RIVER MEDICAL CENTER LAB		13,669	851	6%	14,520
ORANGE PARK MEDICAL CENTER	9	11,412	2,345	17%	13,766
CLEVELAND CLINIC TRADITION HOSPITAL		12,749	978	7%	13,727
NORTHWEST MEDICAL CENTER	1	12,008	1,688	12%	13,697
WELLINGTON REGIONAL MED CTR LAB	5	11,898	1,452	11%	13,355
VISTA CLINICAL DIAGNOSTICS	405	11,539	1,312	10%	13,256
PRIVA PATH LABS	62	12,411	773	6%	13,246
BETHESDA HOSPITAL EAST		12,045	1,189	9%	13,234
DELRAY MEDICAL CENTER LAB	3	11,878	1,336	10%	13,217
WEST KENDALL BAPTIST HOSPITAL	10	10,642	2,548	19%	13,200
MEMORIAL REGIONAL HOSPITAL CLINICAL LABORATORY	10	12,291	845	6%	13,146
OAK HILL HOSPITAL		11,638	1,464	11%	13,102
INDIAN RIVER PATHOLOGY LLC		11,899	1,105	8%	13,004
LEE HEALTH - LEE MEMORIAL HOSPITAL		9,663	3,314	26%	12,977
LAWNWOOD REGIONAL MEDICAL CENTER	1	11,062	1,750	14%	12,813
ACCESS MEDICAL LABORATORIES	4	6,473	6,212	49%	12,689
BAPTIST HEALTH - SOUTH		11,480	1,000	8%	12,480
BAPTIST HEALTHCARE - BAPTIST HOSPITAL	5	9,770	2,646	21%	12,421
LARGO MEDICAL CENTER		10,866	1,375	11%	12,241
WINTER HAVEN HOSPITAL CLINICAL LABORATORY	4	10,363	1,847	15%	12,214
CLARITY LAB SOLUTIONS	68	10,684	1,366	11%	12,118
UHEALTH CORAL GABLES/LENNAR MED CTR	3	11,440	633	5%	12,076
LAKE CITY HM		11,050	977	8%	12,027
FLORIDA HOSPITAL WATERMAN LABORATORY	70	10,997	858	7%	11,925
ST ANTHONY'S HOSPITAL LAB	30	10,434	1,335	11%	11,799
ST MARKS HOSPITAL LABORATORY B	78	10,627	1,002	9%	11,707

COVID-19: testing by laboratory

Data through Jan 20, 2021 verified as of Jan 21, 2021 at 09:25 AM

Data in this report are provisional and subject to change.

The numbers in the table below represent the number of Florida and non-Florida residents for whom test results were received by the Department of Health. A person can be tested by more than one laboratory and can have both positive and negative results. **Therefore, the sum of the numbers in each column will be larger than the total number of people tested.**

Reporting lab	Inconclusive	Negative	Positive	Percent positive	Total
BINAXNOW	9	9,003	2,679	23%	11,691
WEST FLORIDA HOSPITAL LAB		8,965	2,556	22%	11,521
NONA SCIENTIFIC	5	8,616	2,890	25%	11,511
PWN HEALTH	17	9,429	2,054	18%	11,500
GOOD SAMARITAN MEDICAL CENTER LAB	2	9,913	1,491	13%	11,406
WESTSIDE REGIONAL MED CTR	2	9,718	1,644	14%	11,364
MEDICAL CENTER OF TRINITY CLINICAL LABORATORY	2	9,927	1,212	11%	11,141
PALMS WEST HOSPITAL LAB	2	9,514	1,613	14%	11,129
MERCY HOSPITAL A CAMPUS OF PLANTATION GEN HOSP LAB	1	9,199	1,803	16%	11,003
GULF COAST MEDICAL CENTER MICROLAB		8,503	2,415	22%	10,918
ST JOSEPHS HOSPITAL	18	9,395	1,377	13%	10,790
REGIONAL MEDCIAL CENTER BAYONET POINT	2	9,855	853	8%	10,710
THE VILLAGES REGIONAL HOSPITAL		9,497	1,038	10%	10,535
LARKIN COMMUNITY HOSPITAL INC DBA CARDIOTROPIC		6,820	3,621	35%	10,441
LARKIN COMMUNITY HOSPITAL	10	9,022	1,403	13%	10,435
CAPITAL REGIONAL MEDICAL CTR		8,319	2,108	20%	10,427
COAST DIAGNOSTICS LLC	43	9,341	1,006	10%	10,390
THE HEALTHCARE DISTRICT OF PALM BEACH COUNTY	40	9,067	1,273	12%	10,380
CORAL GABLES HOSPITAL CLINICAL LABORATORY		8,588	1,683	16%	10,271
AVENTURA HOSPITAL LAB		8,293	1,940	19%	10,233
HALIFAX MEDICAL CENTER LAB	35	8,670	1,508	15%	10,213
MEASE COUNTRYSIDE LAB	14	9,143	1,053	10%	10,210
GENOVA DIAGNOSTICS LABORATORY	42	9,198	839	8%	10,079
WEST BOCA MEDICAL CENTER LAB		9,301	757	8%	10,058
FLORIDA LABORATORY ANALYSIS		8,806	1,187	12%	9,993
BLAKE MEDICAL CENTER		8,657	1,287	13%	9,944
ADVENTHEALTH CENTRA CARE LAKE BUENA VISTA		8,962	970	10%	9,932
MANATEE MEMORIAL HOSPITAL		9,047	832	8%	9,879
SRQ DRIVE THROUGH☐		8,944	905	9%	9,849
LEE HEALTH - HEALTH PARK MEDICAL CENTER		8,134	1,656	17%	9,790
PALM BEACH GARDENS MEDICAL CTR LAB		8,784	940	10%	9,724
PATHNOSTICS	37	7,514	2,120	22%	9,671
PALM BEACH BALL PARK		8,605	1,000	10%	9,605
AVECINA	17	8,858	675	7%	9,550
BAPTIST HEALTH SOUTH FLORIDA - WEST KENDALL URGENT CARE		7,941	1,534	16%	9,475
NEMOURS CHILDRENS HOSPITAL	1	8,879	517	6%	9,397
FLORIDA HOSPITAL HEARTLAND MED CTR CLINICAL LAB	33	8,094	1,227	13%	9,354
ADVENT HEALTH - WESLEY CHAPEL	14	8,363	866	9%	9,243
LAKE CITY MEDICAL CENTER		7,209	1,991	22%	9,200
BOSTON HEART DIAGNOSTICS CORP		8,004	1,185	13%	9,189
P4 CLINICAL, LLC	189	8,008	889	10%	9,086
DOCTORS HOSPITAL	7	7,361	1,466	17%	8,834
AVECINA MEDICAL	4	6,171	2,565	29%	8,740
LABSTAT LLC	3	8,161	396	5%	8,560
PLANTATION GENERAL HOSPITAL		7,223	1,321	15%	8,544
FLORIDA MEDICAL CENTER - A CAMPUS OF NORTH SHORE	2	7,388	1,005	12%	8,395
AVECINA MEDICAL OAKLEAF	3	6,977	1,330	16%	8,310

COVID-19: testing by laboratory

Data through Jan 20, 2021 verified as of Jan 21, 2021 at 09:25 AM

Data in this report are provisional and subject to change.

The numbers in the table below represent the number of Florida and non-Florida residents for whom test results were received by the Department of Health. A person can be tested by more than one laboratory and can have both positive and negative results. **Therefore, the sum of the numbers in each column will be larger than the total number of people tested.**

Reporting lab	Inconclusive	Negative	Positive	Percent positive	Total
VIKOR SCIENTIFIC	20	6,759	1,511	18%	8,290
LEON MEDICAL CENTERS LLC		6,439	1,811	22%	8,250
NORTHSIDE HOSPITAL AND HEART INSTITUTE		7,394	837	10%	8,231
CORAL SPRINGS MED CTR		7,419	792	10%	8,211
INFORM DIAGNOSTICS, INC		7,695	453	6%	8,148
CENTRAL FLORIDA REGIONAL HOSPITAL		7,303	837	10%	8,140
PRECISION HEALTH RESOURCES LLC		7,559	500	6%	8,059
FLORIDA HOSPITAL DELAND	10	6,953	1,031	13%	7,994
FLORIDA HOSPITAL FLAGLER	29	7,304	643	8%	7,976
AMERICAN FAMILY CARE		4,062	3,772	48%	7,834
ALL CHILDREN'S HOSPITAL		7,259	531	7%	7,790
NORTH SHORE MEDICAL CENTER		6,358	1,295	17%	7,653
CARDIOPATH	1	6,867	779	10%	7,647
NCH NORTH NAPLES HOSPITAL LAB	15	6,733	829	11%	7,577
BROWARD HEALTH NORTH CLINICAL LABORATORY		6,719	848	11%	7,567
FLORIDA HOSPITAL ZEPHYRHILLS	10	6,737	761	10%	7,508
OCALA REGIONAL MEDICAL CENTER		6,512	969	13%	7,481
EXPRESS GENE MOLECULAR DIAGNOSTICS LABORATORY		6,234	1,238	17%	7,472
FLORIDA HOSPITAL OF CARROLLWOOD	23	6,326	1,023	14%	7,372
KD MEDICAL CHOICE LLC	1	6,623	696	10%	7,320
BAPTIST HEALTH SOUTH FLORIDA - COUNTRY WALK URGENT CARE		6,056	1,248	17%	7,304
WEST PALM HOSPITAL LAB		6,695	586	8%	7,281
LEE HEALTH - GULF COAST MEDICAL CENTER	2	5,773	1,459	20%	7,234
CLEVELAND CLINIC MARTIN SOUTH HOSPITAL	1	6,328	738	10%	7,067
SARKIS CLINICAL TRIALS	19	6,111	898	13%	7,028
MEDARBOR DIAGNOSTICS	1	5,952	1,066	15%	7,019
BAPTIST HEALTH - BEACHES		6,380	549	8%	6,929
SOUTH BAY HOSPITAL CLINICAL LAB		6,192	676	10%	6,868
MEMORIAL HOSPITAL WEST LABORATORY SERVICES	14	6,198	644	9%	6,856
LUMINUS DIAGNOSTICS		6,230	545	8%	6,775
BAYCARE COMMUNITY HEALTH		6,377	171	3%	6,548
VISTA CLINICAL	8	3,828	2,706	41%	6,542
ISPM LABS, LLC DBA CAPSTONE DIAGNOSTICS, LLC		6,208	326	5%	6,534
NCF DIAGNOSTICS & DNA TECHNOLOGIES LAB	112	6,041	368	6%	6,521
POINCIANA MEDICAL CENTER		5,048	1,470	23%	6,518
CernerELR_Advent		5,612	893	14%	6,505
MEDEXPRESS URGENT CARE	2	4,399	2,090	32%	6,491
FULGENT DIAGNOSTICS	101	5,909	464	7%	6,474
BAPTIST HEALTH SOUTH FLORIDA - MIAMI LAKES URGENT CARE		5,063	1,400	22%	6,463
MORTON PLANT-MEASE	5	5,857	587	9%	6,449
MEMORIAL HOSPITAL MICRO		5,955	458	7%	6,413
ARCPPOINT LABS OF FORT MYERS	4	5,596	808	13%	6,408
WEST MARION COMMUINITY HOSPITAL LAB		5,367	1,024	16%	6,391
ANNE BATES LEACH EYE HOSPITAL/ ABLEH MICROBIOLOGY LABORATORY		6,179	92	1%	6,271
NATIONWIDE LABORATORY SERVICES INC	213	5,137	877	14%	6,227
LAKEWOOD RANCH MEDICAL CENTER		5,696	486	8%	6,182
CLEVELAND CLINIC MARTIN NORTH HOSPITAL		5,445	728	12%	6,173

COVID-19: testing by laboratory

Data through Jan 20, 2021 verified as of Jan 21, 2021 at 09:25 AM

Data in this report are provisional and subject to change.

The numbers in the table below represent the number of Florida and non-Florida residents for whom test results were received by the Department of Health. A person can be tested by more than one laboratory and can have both positive and negative results. **Therefore, the sum of the numbers in each column will be larger than the total number of people tested.**

Reporting lab	Inconclusive	Negative	Positive	Percent positive	Total
FLORIDA HOSPITAL FISH MEMORIAL	19	5,233	873	14%	6,125
ST LUCIE MEDICAL CENTER		4,862	1,205	20%	6,067
SANTA ROSA MEDICAL CENTER		4,785	1,109	19%	5,894
H LEE MOFFITT CANCER CENTER LABORATORY		5,637	173	3%	5,810
BAPTIST HEALTH SOUTH FLORIDA - WESTCHESTER URGENT CARE		4,739	1,070	18%	5,809
AVERO DIAGNOSTICS - IRVING	7	5,356	401	7%	5,764
ST JOSEPHS NORTH HOSPITAL LAB	7	4,941	765	13%	5,713
UNKNOWN	3	3,126	2,566	45%	5,695
BAPTIST HEALTH SOUTH FLORIDA - DORAL URGENT CARE		4,491	1,147	20%	5,638
HIALEAH HOSPITAL	4	4,357	1,243	22%	5,604
BAYFRONT HEALTH - VENICE REGIONAL MEDICAL	1	5,043	478	9%	5,522
OVIEDO MEDICAL CENTER		4,908	574	10%	5,482
IMPERIAL POINT MEDICAL CENTER		4,993	446	8%	5,439
BAPTIST HEALTH - NASSAU		5,121	294	5%	5,415
FLORIDA HOSPITAL OCALA		4,727	659	12%	5,386
GENE BY GENE, GENOMICS RESEARCH CENTER LAB	41	5,095	248	5%	5,384
ADVENTHEALTH CENTRA CARE WINTER GARDEN	1	4,785	543	10%	5,329
TROPICANA FIELD - LOT 2	19	4,829	473	9%	5,321
SYNERGY LABORATORIES	7	4,648	652	12%	5,307
ADVENTHEALTH CENTRA CARE WINTER PARK		4,844	428	8%	5,272
MARTIN HOSPITAL SOUTH LAB		4,966	282	5%	5,248
HOLIDAY CVS LLC		4,988	229	4%	5,217
SUNRISE MEDICAL LABORATORIES	2	4,864	346	7%	5,212
FORT WALTON BEACH MEDICAL CENTER		4,356	762	15%	5,118
ST PETERSBURG GENERAL HOSPITAL		4,250	809	16%	5,059
ADVENTHEALTH CENTRA CARE DR PHILLIPS		4,636	406	8%	5,042
ADVENTHEALTH CENTRA CARE ST CLOUD		4,369	642	13%	5,011
ADVENTHEALTH CENTRA CARE UNIVERSITY		4,564	445	9%	5,009
BAPTIST HEALTH SOUTH FLORIDA - PEMBROKE PINES URGENT CARE		4,168	804	16%	4,972
MEDRITE MEDICAL CARE, PC	2,343	2,356	270	5%	4,969
SOUTH FLORIDA BAPTIST HOSPITAL MICRO	4	4,193	758	15%	4,955
TRINITY SPRINGS		4,238	715	14%	4,953
ADVENTHEALTH CENTRA CARE HUNTERS CREEK		4,304	623	13%	4,927
SYNERGY DIAGNOSTIC LABORATORY	85	4,331	501	10%	4,917
FLORIDA HOSPITAL NORTH PINELLAS	11	4,404	393	8%	4,808
ADVENTHEALTH CENTRA CARE WATERFORD LAKES		4,143	619	13%	4,762
BAYFRONT HEALTH - PORT CHARLOTTE		4,287	398	8%	4,685
BAPTIST HEALTH SOUTH FLORIDA - CORAL SPRINGS URGENT CARE		4,005	648	14%	4,653
SOLARIS DIAGNOSTICS	7	4,121	493	11%	4,621
ADVENTHEALTH CENTRA CARE LAKELAND	1	3,987	594	13%	4,582
NIGHT LITE PEDIATRICS	4	3,335	1,239	27%	4,578
ATLANTIS URGENT CARE	1	3,173	1,363	30%	4,537
DOCTORS URGENT CARE LLC	1	3,691	840	19%	4,532
COMMUNITY HEALTH CENTERS OF PINELLAS INC		3,581	943	21%	4,524
EGLIN AIR FORCE BASE	12	3,287	1,213	27%	4,512
ADVENTHEALTH CENTRA CARE CLERMONT		4,034	471	10%	4,505
ADVENTHEALTH CENTRA CARE LEE ROAD		4,080	413	9%	4,493

COVID-19: testing by laboratory

Data through Jan 20, 2021 verified as of Jan 21, 2021 at 09:25 AM

Data in this report are provisional and subject to change.

The numbers in the table below represent the number of Florida and non-Florida residents for whom test results were received by the Department of Health. A person can be tested by more than one laboratory and can have both positive and negative results. **Therefore, the sum of the numbers in each column will be larger than the total number of people tested.**

Reporting lab	Inconclusive	Negative	Positive	Percent positive	Total
MEDICAL DNA LABS LLC	2	4,097	381	9%	4,480
MOFFITT CANCER CENTER	6	4,348	93	2%	4,447
PUTNAM COMMUNITY MEDICAL CENTER		3,825	598	14%	4,423
MEDEXPRESS URGENT CARE OF BOYNTON BEACH LLC		4,186	232	5%	4,418
ACUTIS DIAGNOSTICS	16	3,570	798	18%	4,384
CLINICAL REFERENCE LABORATORY	2	4,161	192	4%	4,355
UNIVERSITY HOSPITAL AND MEDICAL CENTER		3,320	1,004	23%	4,324
SUNCOAST PATHOLOGY ASSOCIATES		3,963	357	8%	4,320
MEDEXPRESS URGENT CARE HUDSON		3,722	539	13%	4,261
ANGEL KIDS PEDIATRICS		4,003	256	6%	4,259
ADVENTHEALTH CENTRA CARE SANFORD		3,848	403	9%	4,251
BAPTIST HEALTH - NORTH		3,275	948	22%	4,223
HEALTHQUEST ESOTERICS		3,087	1,129	27%	4,216
ADVENTHEALTH CENTRA CARE KISSIMMEE		3,783	397	9%	4,180
ADVENTHEALTH CENTRA CARE LAKE MARY		3,773	387	9%	4,160
QDX PATHOLOGY SERVICES	2	3,810	338	8%	4,150
ADVENTHEALTH CENTRA CARE APOPKA		3,631	517	12%	4,148
ADVENTIST HEALTH SYSTEMS, SUNBELT INC		3,604	465	11%	4,069
NIGHT LITE PEDIATRICS URGENT CARE	1	3,413	636	16%	4,050
NORTHWEST FLORIDA COMMUNITY HOSPITAL	27	2,842	1,175	29%	4,044
PALMS OF PASADENA HOSPITAL		3,539	454	11%	3,993
EMPIRE CITY LABORATORIES INC	41	3,411	528	13%	3,980
MEASE DUNEDIN HOSPITAL	5	3,607	367	9%	3,979
PHYSICIANS REGIONAL MEDICAL CENTER - PINE RIDGE RD	1	3,263	704	18%	3,968
BAPTIST HEALTH SOUTH FLORIDA - TAMiami TRAIL URGENT CARE		3,164	789	20%	3,953
CARDIOTROPIC LABS	83	3,141	724	18%	3,948
DOCTORS URGENT CARE OF LUTZ LLC	1	3,111	814	21%	3,926
COASTAL MED URGENT CARE		2,536	1,384	35%	3,920
WESTCHESTER HOSPITAL	23	3,123	751	19%	3,897
BAPTIST HEALTH SOUTH FLORIDA - CORAL GABLES (UNIVERSITY) URGENT CARE		3,383	493	13%	3,876
URGENT CARE CURE	2	3,333	540	14%	3,875
MICROGEN DX	3	3,249	604	16%	3,856
THE CENTER FOR URGENT CARE	3	3,173	672	17%	3,848
PARAMOUNT URGENT CARE		1,852	1,971	52%	3,823
DOCTORS HOSPITAL OF SARASOTA CLINICAL LABORATORY		3,330	488	13%	3,818
RAULERSON HOSPITAL		3,150	667	17%	3,817
BAPTIST HEALTH SOUTH FLORIDA - PINECREST URGENT CARE		3,289	519	14%	3,808
ADVENTHEALTH CENTRA CARE MOUNT DORA		3,375	408	11%	3,783
BAPTIST HEALTH SOUTH FLORIDA - KENDALE LAKES URGENT CARE		2,976	756	20%	3,732
MEDEXPRESS URGENT CARE - ESTERO		3,377	354	9%	3,731
BAPTIST HEALTH SOUTH FLORIDA - CORAL GABLES URGENT CARE		3,075	610	17%	3,685
ADVENTHEALTH CENTRA CARE ALTAMONTE		3,311	373	10%	3,684
INDIAN RIVER MEDICAL CENTER		3,082	586	16%	3,668
AHCC WESLEY CHAPEL		3,295	371	10%	3,666
TALLAHASSEE PRIMARY CARE ASSOCIATES		3,147	487	13%	3,634
CLARITY LAB SOLUTIONS LLC		3,608	4	0%	3,612
HEALTH FIRST ADVENTHEALTH CENTRA CARE GATEWAY	1	3,204	336	9%	3,541

COVID-19: testing by laboratory

Data through Jan 20, 2021 verified as of Jan 21, 2021 at 09:25 AM

Data in this report are provisional and subject to change.

The numbers in the table below represent the number of Florida and non-Florida residents for whom test results were received by the Department of Health. A person can be tested by more than one laboratory and can have both positive and negative results. **Therefore, the sum of the numbers in each column will be larger than the total number of people tested.**

Reporting lab	Inconclusive	Negative	Positive	Percent positive	Total
BAPTIST HEALTH SOUTH FLORIDA - PALMETTO BAY URGENT CARE		2,956	571	16%	3,527
ADVENTHEALTH CENTRA CARE AZALEA PARK		3,043	463	13%	3,506
CernerELR_Baycare	26	3,231	237	7%	3,494
ADVENTHEALTH CENTRA CARE OVIEDO		3,067	410	12%	3,477
NCH DOWNTOWN NAPLES HOSPITAL	10	3,017	434	13%	3,461
BETHESDA HOSPITAL WEST		3,127	330	10%	3,457
MEMORIAL HOSPITAL- MIRAMAR	12	3,170	268	8%	3,450
MEDEXPRESS URGENT CARE - WEST TAMPA		3,127	314	9%	3,441
TWIN CITIES HOSPITAL	1	2,987	427	13%	3,415
HealthSentry_UHS	1	3,078	330	10%	3,409
SIPARADIGM LLC	16	3,202	183	5%	3,401
MINUTECLINIC LLC #3703		2,831	551	16%	3,382
HEALTH FIRST ADVENTHEALTH CENTRA CARE TITUSVILLE		3,025	352	10%	3,377
MEDEXPRESS URGENT CARE - ROYAL PALM BEACH		3,092	280	8%	3,372
MINUTECLINIC		2,893	470	14%	3,363
US BIOTEK LABORATORIES	13	2,992	340	10%	3,345
BAYFRONT HEALTH - SEVEN RIVERS		3,026	308	9%	3,334
ADVENT HEALTH - HEART OF FLORIDA ER	1	2,852	479	14%	3,332
ADVENTHEALTH CENTRA CARE ORANGE LAKE		2,972	352	11%	3,324
MIDWAY SPECIALTY CARE CENTER DIAGNOSTICS	38	3,051	225	7%	3,314
NCH NORTH NAPLES HOSPITAL	4	2,829	477	14%	3,310
MEDEXPRESS URGENT CARE PALM BEACH GARDENS		3,089	220	7%	3,309
PEDIATRIC HEALTH CARE ALLIANCE PA		3,004	302	9%	3,306
MEDEXPRESS URGENT CARE - GOLDEN GATE		2,965	327	10%	3,292
PRO CLINIC		2,626	665	20%	3,291
ADVENTHEALTH CENTRA CARE LONGWOOD		2,981	279	9%	3,260
BAYA PHARMACY & URGENT CARE		2,334	922	28%	3,256
ASCENSION SACRED HEART - EMERALD COAST		2,669	580	18%	3,249
ADVENTHEALTH CENTRA CARE PORT ORANGE		2,982	259	8%	3,241
ADVENTHEALTH CENTRA CARE SAND LAKE		2,933	252	8%	3,185
BAPTIST HEALTH SOUTH FLORIDA - DAVIE URGENT CARE		2,647	532	17%	3,179
BAYFRONT HEALTH - BROOKSVILLE		2,765	389	12%	3,154
ESCAMBIA COMMUNITY CLINICS INC	7	2,282	858	27%	3,147
DOCTORS TEST CENTERS		2,706	388	13%	3,094
CernerELR_BaptistMiami	11	2,698	366	12%	3,075
BAPTIST HEALTH SOUTH FLORIDA - WESTON URGENT CARE		2,706	341	11%	3,047
MEDEXPRESS URGENT CARE - LAKELAND		2,683	349	12%	3,032
FLORIDA FAMILY LABORATORY, INC DBA	12	2,756	264	9%	3,032
ADVENTHEALTH CENTRA CARE LEESBURG		2,601	372	13%	2,973
ENGLEWOOD COMMUNITY HOSPITAL		2,639	298	10%	2,937
LAKESIDE MEDICAL CENTER		2,295	631	22%	2,926
AMELIA URGENT CARE		1,515	1,385	48%	2,900
BARTOW REGIONAL MEDICAL CENTER	1	2,450	444	15%	2,895
ADVENTHEALTH CENTRA CARE SOUTH ORANGE		2,578	311	11%	2,889
STONE CLINICAL LABORATORIES		2,789	96	3%	2,885
WALGREENS ORLANDO	3	2,523	339	12%	2,865
DESOTO MEMORIAL HOSPITAL	3	2,339	510	18%	2,852

COVID-19: testing by laboratory

Data through Jan 20, 2021 verified as of Jan 21, 2021 at 09:25 AM

Data in this report are provisional and subject to change.

The numbers in the table below represent the number of Florida and non-Florida residents for whom test results were received by the Department of Health. A person can be tested by more than one laboratory and can have both positive and negative results. **Therefore, the sum of the numbers in each column will be larger than the total number of people tested.**

Reporting lab	Inconclusive	Negative	Positive	Percent positive	Total
VETERANS AFFAIRS MEDICAL CENTER - ORLANDO		1,343	1,508	53%	2,851
EMERALD COAST URGENT CARE		2,135	699	25%	2,834
ADVENTHEALTH PROMPT CARE	1	1,990	837	30%	2,828
MEDCOMP SCIENCES LLC	29	1,321	1,475	52%	2,825
WALGREEN CO	2	2,498	317	11%	2,817
BAPTIST HEALTH URGENT CARE AT SAWGRASS		2,332	446	16%	2,778
BAPTIST HEALTH SOUTH FLORIDA - BRICKELL URGENT CARE		2,303	474	17%	2,777
HIGHLANDS REGIONAL MEDICAL CENTER		2,089	627	23%	2,716
PRECISION HEALTH SOLUTIONS		2,618	92	3%	2,710
PARAMOUNT URGENT CARE - WINDERMERE		1,754	954	35%	2,708
CENTRA CARE – WATERFORD LAKES		2,097	578	22%	2,675
BAYFRONT HEALTH - PUNTA GORDA		2,477	189	7%	2,666
SELECT LABORATORIES - MARION COUNTY, FL LLC	3	2,431	191	7%	2,625
CITRUS MEMORIAL HOSPITAL LABORATORY		2,233	388	15%	2,621
MEMORIAL HOSPITAL PEMBROKE	3	2,280	304	12%	2,587
ADVENTHEALTH CENTRA CARE COLONIAL TOWN	1	2,343	235	9%	2,579
BMCT Molecular Diagnostics Subsection		2,107	461	18%	2,568
ADVENT HEALTH - OCALA		2,124	432	17%	2,556
MEDEXPRESS URGENT CARE CAPE CORAL		2,171	380	15%	2,551
BAYFRONT HEALTH - SPRING HILL		2,301	241	9%	2,542
HOLIDAY CVS LLC DBA CVS PHARMACY #5154		2,449	68	3%	2,517
ACCU REFERENCE MEDICAL LAB		1,919	595	24%	2,514
GENESIS DIAGNOSTICS		2,294	217	9%	2,511
HEALTH FIRST ADVENTHEALTH CENTRA CARE COCOA		2,276	216	9%	2,492
LEE HEALTH CONVENIENT CARE - PAGE FIELD		2,052	414	17%	2,466
PALMS MEDICAL GROUP	5	1,693	763	31%	2,461
EMERALD COAST URGENT CARE LLC		1,804	653	27%	2,457
SPORTS DRUG TESTING LABORATORY	44	2,313	83	3%	2,440
MEDEXPRESS URGENT CARE - DELAND		2,174	235	10%	2,409
EMERALD COAST URGENT CARE, LLC	1	1,793	598	25%	2,392
VENTURE MEDICAL OF FLORIDA LLC		2,149	187	8%	2,336
LEE HEALTH - COCONUT POINT CLINICAL LAB	2	1,872	433	19%	2,307
HEALTH FIRST ADVENTHEALTH CENTRA CARE MALABAR		2,074	228	10%	2,302
COMMUNITY HEALTH NORTHWEST FLORIDA	4	1,739	543	24%	2,286
MARINERS HOSPITAL		2,064	219	10%	2,283
BAPTIST HEALTH EMERGENCY CENTER COUNTRY WALK	1	1,911	368	16%	2,280
BAPTIST HEALTHCARE - GULF BREEZE HOSPITAL	3	1,884	390	17%	2,277
MINUTECLINIC LLC # 0709		1,924	336	15%	2,260
PHARMCO RX	2	2,060	188	8%	2,250
ADVENT HEALTH - NEW SMYRNA		1,762	485	22%	2,247
PHYSICIANS STAT LAB	3	1,066	1,176	52%	2,245
BAPTIST HEALTH - CLAY		1,900	339	15%	2,239
ADVENTIST HEALTH SYSTEMS SUNBELT IN DBA		2,025	205	9%	2,230
PRIMEHEALTH URGENT CARE	1	1,865	360	16%	2,226
SCION LAB SERVICES LLC	22	2,030	166	7%	2,218
NXGEN MDX LLC	4	1,962	237	11%	2,203
CENTRA CARE SAINT CLOUD	1	1,885	303	14%	2,189

COVID-19: testing by laboratory

Data through Jan 20, 2021 verified as of Jan 21, 2021 at 09:25 AM

Data in this report are provisional and subject to change.

The numbers in the table below represent the number of Florida and non-Florida residents for whom test results were received by the Department of Health. A person can be tested by more than one laboratory and can have both positive and negative results. **Therefore, the sum of the numbers in each column will be larger than the total number of people tested.**

Reporting lab	Inconclusive	Negative	Positive	Percent positive	Total
MEDEXPRESS URGENT CARE LEHIGH ACRES		1,904	283	13%	2,187
PROHEALTH		730	1,427	66%	2,157
BAPTIST HEALTH - OAKLEAF		1,759	390	18%	2,149
PRIMEHEALTH URGENT CARE INC		1,835	307	14%	2,142
BAPTIST HEALTH SOUTH FLORIDA - MIAMI BEACH URGENT CARE		1,837	303	14%	2,140
MOLECULAR INFECTIOUS DISEASES		2,113	27	1%	2,140
LOWER KEYS MEDICAL CENTER		1,890	243	11%	2,133
PHYSICIANS REGIONAL MEDICAL CENTER - COLLIER BLVD	1	1,523	603	28%	2,127
ADVENTHEALTH CENTRA CARE KIDS LAKE MARY		1,987	137	6%	2,124
PREMIER URGENT CARE OF BREVARD LLC	1	1,783	311	15%	2,095
ADVENT HEALTH CENTRA CARE -WINTER PARK KIDS URGENT CARE	4	1,851	206	10%	2,061
FLORIDA COMMUNITY HEALTH CENTER		1,620	426	21%	2,046
MEDEXPRESS FORT MYERS		1,753	262	13%	2,015
MINUTECLINIC LLC #3631		1,673	316	16%	1,989
GESSLER CLINIC		1,265	707	36%	1,972
ADVENTHEALTH EXPRESS CARE		1,519	450	23%	1,969
MINUTECLINIC LLC 5852		1,643	314	16%	1,957
DOC SMILEY'S URGENT CARE		1,706	247	13%	1,953
BRASHEAR'S VITAL CARE CORP		1,479	462	24%	1,941
ASSOCIATED PATHOLOGISTS, LLC	3	1,569	342	18%	1,914
ADVENTHEALTH CENTRA CARE		1,691	203	11%	1,894
PARAMOUNT URGENT CARE - ORLANDO		1,198	673	36%	1,871
MEDEXPRESS URGENT CARE CORAL SPRINGS		1,684	182	10%	1,866
MC DIAGNOSTIC OF CONNECTICUT, PC #2220		1,534	295	16%	1,829
DONALD W ROBERTSON DO PA		1,380	438	24%	1,818
TAMPA COMMUNITY HOSPITAL		1,521	296	16%	1,817
MEDONE PLLC		1,380	431	24%	1,811
LABORATORY OF FLORIDA LLC	40	1,642	113	6%	1,795
MEDEXPRESS URGENT CARE - VERO BEACH		1,566	226	13%	1,792
FLORIDA MEDICAL CLINIC	3	908	872	49%	1,783
GENUS3		1,706	69	4%	1,775
MEDEXPRESS PORT CHARLOTTE		1,602	153	9%	1,755
DR G'S URGENT CARE		1,523	229	13%	1,752
FLOWERS HOSPITAL		1,579	170	10%	1,749
PHYSICIAN ASSOCIATES		1,543	193	11%	1,736
MEDEXPRESS URGENT CARE - CLEWISTON		1,447	282	16%	1,729
ACCESS POINT HEALTHCARE URGENT & PRIMARY CARE	2	1,253	462	27%	1,717
UNIVERSITY OF NORTH FLORIDA STUDENT HEALTH		1,663	47	3%	1,710
JW PLASTIC SURGERY		1,449	244	14%	1,693
MEDFAST URGENT CARE CENTERS LLC		357	1,323	79%	1,680
MINUTECLINIC LLC		1,398	251	15%	1,649
MINUTECLINIC LLC #5249		1,266	360	22%	1,626
DYNIX DIAGNOSTIX		1,336	279	17%	1,615
MINUTECLINIC LLC #4415		1,316	296	18%	1,612
ADVENTHEALTH CENTRA CARE CONWAY		1,367	244	15%	1,611
PARAMOUNT URGENT CARE - OVIEDO		983	625	39%	1,608
SPARROW HEALTHCARE	2	1,364	231	14%	1,597

COVID-19: testing by laboratory

Data through Jan 20, 2021 verified as of Jan 21, 2021 at 09:25 AM

Data in this report are provisional and subject to change.

The numbers in the table below represent the number of Florida and non-Florida residents for whom test results were received by the Department of Health. A person can be tested by more than one laboratory and can have both positive and negative results. **Therefore, the sum of the numbers in each column will be larger than the total number of people tested.**

Reporting lab	Inconclusive	Negative	Positive	Percent positive	Total
MELBOURNE MEDICAL LABORATORY☐	2	1,365	201	13%	1,568
OPTEO LABORATORY		1,534	33	2%	1,567
BAY MEDICAL CENTER SACRED HEART HEALTH SYSTEM		1,134	414	27%	1,548
CARENOW URGENT CARE		868	676	44%	1,544
MINUTECLINIC LLC #5253		1,257	275	18%	1,532
PARAMOUNT URGENT CARE INC		378	1,153	75%	1,531
MEDEXPRESS URGENT CARE BOCA RATON		1,395	123	8%	1,518
NORTH SHORE LONG ISLAND JEWISH HEALTH		1,446	69	5%	1,515
IGENOMIX USA LLC	41	1,336	133	9%	1,510
MARTIN HEALTH SYSTEM - ST LUCIE WEST		1,357	149	10%	1,506
MINUTECLINIC LLC #3463		1,268	229	15%	1,497
JACKSON HOSPITAL CLINICAL LABORATORY		1,258	235	16%	1,493
BARDMOOR LABORATORY	9	1,263	220	15%	1,492
SHELL POINT NURSING PAVILION	1	1,431	56	4%	1,488
AMELIA EXPRESS CARE LLC	10	1,256	207	14%	1,473
ASCENSION SACRED HEART - GULF		1,091	373	25%	1,464
CAREFAST+		862	596	41%	1,458
NCH NORTHEAST	7	1,096	353	24%	1,456
ADVENT HEALTH - DADE CITY		1,270	185	13%	1,455
LABTECH DIAGNOSTIC		1,182	261	18%	1,443
ADVANCE MEDICAL OF NAPLES		326	1,113	77%	1,439
UHEALTH DEERFIELD BEACH/UMSYLVESTER DEERFIELD BEACH LABORATORY	3	1,378	55	4%	1,436
MINUTECLINIC LLC #8396		1,207	219	15%	1,426
BIOCERNA LLC	9	1,248	164	12%	1,421
PATIENTS CHOICE LABORATORIES		829	588	41%	1,417
HOLMES REG MED CENTER CLINICAL LAB		1,146	250	18%	1,396
ASSURANCE SCIENTIFIC LABORATORIES	1	1,120	274	20%	1,395
PARRISH MEDICAL CENTER	1	1,218	169	12%	1,388
MINUTECLINIC LLC #5190		1,122	253	18%	1,375
NEIGHBORHOOD MEDICAL CENTER INC	16	1,207	151	11%	1,374
MINUTECLINIC LLC #5854		1,152	221	16%	1,373
MINUTECLINIC LLC #1067		1,168	192	14%	1,360
ASCENSION ST VINCENT'S - SOUTHSIDE		1,309	49	4%	1,358
BAPTIST HEALTH SOUTH FLORIDA - COUNTRY WALK URGENT CARE EXPRESS		1,169	188	14%	1,357
PATIENTS FIRST - THOMASVILLE ROAD		1,159	162	12%	1,321
QUICK CARE MED PL	2	1,117	195	15%	1,314
DOC SMILEYS URGENT CARE LLC		1,052	252	19%	1,304
INTELEX LABS, LLC		1,262	41	3%	1,303
ARCPOINT LABS		778	522	40%	1,300
URGENT CARE OF THE PALM BEACHES		853	427	33%	1,280
MINUTE CLINIC LLC		1,085	193	15%	1,278
MINUTECLINIC LLC #7886		1,096	176	14%	1,272
BOND URGENT CARE LLC		910	339	27%	1,249
GENESIS LABORATORY MANAGEMENT	10	1,031	197	16%	1,238
BAPTIST HEALTH SOUTH FLORIDA - KEY BISCANE URGENT CARE EXPRESS		1,090	147	12%	1,237
CHARLES AIESI CONSULTING INC	7	1,059	171	14%	1,237
UNIVERSITY OF ALABAMA AT BIRMINGHAM		1,200	32	3%	1,232

COVID-19: testing by laboratory

Data through Jan 20, 2021 verified as of Jan 21, 2021 at 09:25 AM

Data in this report are provisional and subject to change.

The numbers in the table below represent the number of Florida and non-Florida residents for whom test results were received by the Department of Health. A person can be tested by more than one laboratory and can have both positive and negative results. **Therefore, the sum of the numbers in each column will be larger than the total number of people tested.**

Reporting lab	Inconclusive	Negative	Positive	Percent positive	Total
TEMPUS CLINICAL LABORATORY	9	1,081	138	11%	1,228
EMERGENCY PHYSICIANS MEDICAL CENTER		297	929	76%	1,226
CLINICORE		1,124	91	7%	1,215
MINI ER WATERFORD LAKES, THE		1,010	188	16%	1,198
ACCESS MEDICAL LABS		746	448	38%	1,194
MARION E FETHER MEDICAL CENTER, THE		1,078	108	9%	1,186
NYU HOSPITALS CENTER CLINICAL LABORATORIES		1,150	36	3%	1,186
VERILY LIFE SCIENCES		1,171	6	1%	1,177
PENSACOLA PEDIATRICS PA	1	1,035	138	12%	1,174
LAKE WALES MEDICAL CENTER INC		1,009	152	13%	1,161
AMELIA EXPRESS CARE		655	502	43%	1,157
VAVA PARTNERS LLC		437	718	62%	1,155
BAYFRONT HEALTH - CITRUS HILLS		963	179	16%	1,142
NCHMD INC		920	222	19%	1,142
PHYSICIANS PRIMARY CARE	2	960	171	15%	1,133
MINUTECLINIC LLC #5069		909	212	19%	1,121
MINUTECLINIC LLC #3662		933	181	16%	1,114
CAPSTONE HEALTHCARE		782	329	30%	1,111
MEDEXPRESS URGENT CARE - JAX ATLANTIC BLVD		963	148	13%	1,111
MINUTECLINIC LLC #5214		974	134	12%	1,108
LABORATORY SPECIALISTS OF MICHIGAN		891	214	19%	1,105
VERITAS GENETICS	61	932	103	9%	1,096
TOM LEE COMMUNITY HEALTH CENTER		759	337	31%	1,096
MINUTECLINIC LLC #3705		940	148	14%	1,088
BAPTIST HEALTHCARE - JAY HOSPITAL		781	299	28%	1,080
WHITE WILSON MEDICAL CENTER		136	943	87%	1,079
COASTAL LABORATORIES		799	272	25%	1,071
UHEALTH CLINIC AT WALGREENS		871	194	18%	1,065
RAINBOW RIVER MEDICAL LABORATORY		977	82	8%	1,059
MINUTECLINIC LLC # 0514		901	155	15%	1,056
HOLIDAY CVS LLC DBA CVS PHARMACY #5155		1,018	37	4%	1,055
EPN URGENT CARE NAPLES	2	746	297	28%	1,045
LAB24 INC	3	373	665	64%	1,041
BAPTIST HEALTH EMERGENCY CENTER AT WEST CORAL WAY		791	248	24%	1,039
TREASURE COAST MEDICAL ASSOCIATES INC		693	344	33%	1,037
SMA LAB	7	918	106	10%	1,031
Community_Health		846	165	16%	1,011
NORTH FLORIDA PEDIATRICS-TALLAHASSEE		920	87	9%	1,007
ADVANCED DIAGNOSTIC LABORATORY		955	46	5%	1,001
MINUTECLINIC LLC #7887		888	113	11%	1,001
MINUTECLINIC LLC #1771		830	171	17%	1,001
MINUTECLINIC LLC #1055		758	239	24%	997
PEDIATRIC HEALTH CARE ALLIANCE - NORTHDAL		897	90	9%	987
VERITOR		850	136	14%	986
ALTRU DIAGNOSTICS INC	2	877	97	10%	976
MINUTECLINIC LLC # 3686		808	165	17%	973
STAGEZERO LIFE SCIENCES INC	3	874	90	9%	967

COVID-19: testing by laboratory

Data through Jan 20, 2021 verified as of Jan 21, 2021 at 09:25 AM

Data in this report are provisional and subject to change.

The numbers in the table below represent the number of Florida and non-Florida residents for whom test results were received by the Department of Health. A person can be tested by more than one laboratory and can have both positive and negative results. **Therefore, the sum of the numbers in each column will be larger than the total number of people tested.**

Reporting lab	Inconclusive	Negative	Positive	Percent positive	Total
PARAMOUNT URGENT CARE VILLAGES		651	314	33%	965
ED FRASER MEMORIAL HOSPITAL		754	199	21%	953
MINUTECLINIC LLC #7173		827	120	13%	947
SOLARIS HEALTHCARE PALATKA		893	49	5%	942
MINUTECLINIC, LLC (CLINIC 10699)		790	146	16%	936
PALM HARBOR PHARMACY		806	126	14%	932
OPTUM LABS LLC		799	127	14%	926
VRL EUROFINS - DALLAS		913	13	1%	926
MINUTECLINIC LLC # 3930		774	147	16%	921
MINUTECLINIC LLC #3003		703	216	24%	919
MINUTECLINIC LLC #3814		724	192	21%	916
MINUTECLINIC, LLC #4015		668	248	27%	916
MINUTECLINIC LLC #4458		714	199	22%	913
MINUTECLINIC LLC #3291		790	117	13%	907
NAPLES URGENT CARE	1	572	331	37%	904
ST ANNES NURSING CENTER		877	22	2%	899
STEWART REFERENCE LABORATORY	1	544	352	39%	897
GENE TOX WORLDWIDE	60	736	100	11%	896
FAST TRACK URGENT CARE CENTER		4	887	100%	891
PROJECT HEALTH, INC SUMTERVILLE	5	725	155	18%	885
CAREFAST MURABELLA		501	379	43%	880
MINUTECLINIC LLC #3635		768	111	13%	879
FLAGLER HOSPITAL LABORATORY	8	33	829	95%	870
ELLENTON URGENT CARE		644	223	26%	867
COASTAL PEDIATRIC GROUP		746	116	13%	862
MINUTECLINIC LLC #7225		732	129	15%	861
MINUTECLINIC LLC #7973		719	141	16%	860
PARAMOUNT URGENT CARE - CLERMONT		686	174	20%	860
PRIMARY CARE OF THE TREASURE COAST		763	96	11%	859
HISTOPATHOLOGY SERVICES, LLC		763	96	11%	859
SACRED HEART HEALTH SYSTEM, INC		515	342	40%	857
LENCO MEDICAL LABORATORY		824	33	4%	857
LAKELAND REGIONAL HEALTH - PWC/OB		36	819	96%	855
WHOLE FAMILY HEALTH CENTER INC		665	189	22%	854
PATIENTS FIRST LAKE ELLA MEDICAL CENTER		731	106	13%	837
FLORIDA DEPARTMENT OF HEALTH IN POLK COUNTY	2	623	209	25%	834
EUROFINS NTD, LLC		791	37	4%	828
XYZ LABORATORY	8	725	95	11%	828
MINUTECLINIC, LLC #3204		667	161	19%	828
FLORIDA HOSPITAL ORLANDO		743	74	9%	817
TACACHALE CLINICAL LABORATORY	1	778	35	4%	814
MINUTECLINIC LLC #3257		647	163	20%	810
ASCENSION ST VINCENT'S - CLAY		775	31	4%	806
MINUTECLINIC LLC #1821		709	96	12%	805
NITE LITE PEDIATRICS		234	562	71%	796
MINUTECLINIC LLC #4024		658	133	17%	791
TYNDALL AIR FORCE BASE		605	186	24%	791

COVID-19: testing by laboratory

Data through Jan 20, 2021 verified as of Jan 21, 2021 at 09:25 AM

Data in this report are provisional and subject to change.

The numbers in the table below represent the number of Florida and non-Florida residents for whom test results were received by the Department of Health. A person can be tested by more than one laboratory and can have both positive and negative results. **Therefore, the sum of the numbers in each column will be larger than the total number of people tested.**

Reporting lab	Inconclusive	Negative	Positive	Percent positive	Total
PHAROS HEALTH		623	167	21%	790
ARCPPOINT LABS OF CORAL SPRINGS FL		699	88	11%	787
INTEGRITY LABORATORIES, LLC	1	638	146	19%	785
MINUTECLINIC LLC #3285		675	109	14%	784
BROWNWOOD CARE CENTER		693	77	10%	770
CENTRA CARE		445	324	42%	769
NORTH FLORIDA PEDIATRICS - LAKE CITY		584	184	24%	768
THE HEALTH CENTER OF PLANT CITY		696	68	9%	764
MACDILL AIR FORCE BASE		710	51	7%	761
MINUTECLINIC LLC # 7933		651	109	14%	760
DEPARTMENT OF CLINICAL LABS		740	15	2%	755
MINUTECLINIC LLC #3654		616	138	18%	754
MINUTECLINIC LLC #5216		609	142	19%	751
DYNIX DIAGNOSTICS	2	524	223	30%	749
GENEIQ		706	40	5%	746
MINUTECLINIC LLC # 3579		619	118	16%	737
MINUTECLINIC, LLC DBA MINUTECLINIC #4717		709	26	4%	735
NONE		308	421	58%	729
VRL EUROFINs		706	23	3%	729
ADDICTION LABS OF AMERICA	3	661	65	9%	729
MINUTECLINIC LLC #3648		583	144	20%	727
JUPITER MEDICAL CENTER URGENT CARE		475	249	34%	724
ADVENT HEALTH LAB - ORLANDO		430	292	40%	722
MINUTECLINIC LLC #4201		622	98	14%	720
DISNEY COVID TEST SITE		703	10	1%	713
MIAMI JEWISH HEALTH SYSTEMS		669	43	6%	712
MINUTECLINIC, LLC #5817		568	143	20%	711
NORTH OKALOOSA MEDICAL CENTER		411	294	42%	705
COVANCE CLINICAL RESEARCH UNIT INC		687	17	2%	704
PROFESSIONAL HEALTH EXAMINERS DBA PROHEALTH		563	138	20%	701
COASTAL PHYSICIANS, LLC		551	146	21%	697
MINUTECLINIC LLC #3748		524	171	25%	695
BAPTIST HEALTH - MD ANDERSON CANCER CENTER		689	4	1%	693
LEE COUNTY EMERGENCY MEDICAL SERVICE		606	87	13%	693
READY RESPONDERS FLORIDA, PLLC		592	99	14%	691
PREMIER MEDICAL LABORATORY SERVICES	1	463	222	32%	686
HENDRY REGIONAL MEDICAL CENTER CLINICAL LABORATORY		490	194	28%	684
Tampa Lakes Health and Rehabilitation Center	2	606	68	10%	676
MINUTECLINIC LLC #5924		548	124	18%	672
MINI ER ADULT AND PEDIATRIC URGENT CARE		574	98	15%	672
ANY LAB TEST NOW	1	440	229	34%	670
SANTA ROSA MEDICAL GROUP		531	136	20%	667
PALM BAY HOSPITAL CLINICAL LABORATORY		432	234	35%	666
VITAS HEALTHCARE CORPORATION OF FLA		663	3	0%	666
WILLOWBROOKE COURT AT EDGEWATER POINTE ESTATES		657	9	1%	666
CVS HEALTH		471	194	29%	665
NORTHEAST FLORIDA NEUROLOGY CLINICS, INC		561	103	16%	664

COVID-19: testing by laboratory

Data through Jan 20, 2021 verified as of Jan 21, 2021 at 09:25 AM

Data in this report are provisional and subject to change.

The numbers in the table below represent the number of Florida and non-Florida residents for whom test results were received by the Department of Health. A person can be tested by more than one laboratory and can have both positive and negative results. **Therefore, the sum of the numbers in each column will be larger than the total number of people tested.**

Reporting lab	Inconclusive	Negative	Positive	Percent positive	Total
VENICE REGIONAL MEDICAL CENTER		574	88	13%	662
BLUE MED CONSULTANTS		639	21	3%	660
NCH HEALTHCARE SYSTEM MICROBIOLOGY LAB		1	659	100%	660
MEDICAL FP – WHOLE FAMILY HEALTH CENTER		539	119	18%	658
MINUTECLINIC LLC #476		541	114	17%	655
Victoria Nursing and Rehabilitation Center		610	44	7%	654
C.W. BILL YOUNG VA MEDICAL CENTER	1	18	634	97%	653
UNIVERSITY OF WEST FLORIDA STUDENT HEALTH SERVICES	1	542	109	17%	652
CENTRA CARE – SOUTH ORANGE		476	175	27%	651
NORTH SHORE LIJ URGENT CARE PC		613	31	5%	644
MAVERICK LABS		456	187	29%	643
MYTEST DIAGNOSTICS		593	49	8%	642
PRIMARY CARE SERVICES AT INDIAN RIVER ESTATES		629	12	2%	641
DOCTOR'S MEMORIAL HOSPITAL		485	155	24%	640
NORTH FLORIDA PEDIATRICS PA - SUWANNEE	1	528	108	17%	637
MINUTECLINIC LLC #1807		506	131	21%	637
MINUTECLINIC LLC #4612		472	158	25%	630
ADVENT HEALTH CENTRA CARE - MOUNT DORA		276	349	56%	625
MINUTECLINIC LLC #3255		483	139	22%	622
KENDALL HEALTHCARE PROPERTIES DBA	2	593	26	4%	621
CONSULATE HEALTH CARE OF NEW PORT RICHEY	2	502	112	18%	616
PALACE NURSING HOME & REHAB CENTER		584	32	5%	616
KEYS AHEC SCHOOL MEDICAL CLINIC	7	536	68	11%	611
HOLY CROSS HOSPITAL		12	598	98%	610
SOLARIS HEALTHCARE CHARLOTTE HARBOR		564	45	7%	609
ORLANDO HEALTH AND REHAB CENTER		571	35	6%	606
MINUTECLINIC LLC #3236		516	90	15%	606
CREEKSIDE CARE CENTER	1	520	84	14%	605
APALACHEE CORRECTIONAL INSTITUTION EAST UNIT		587	15	2%	602
Point of Care Testing	1	112	487	81%	600
PATIENTS FIRST - MAHAN DRIVE		164	435	73%	599
TREE HOUSE PEDIATRICS PLLC		536	61	10%	597
INTERLACHEN PEDIATRICS		569	25	4%	594
PALM GARDEN OF PORT SAINT LUCIE		576	6	1%	582
MANOR PINES CONVALESCENT CENTER LLC	1	562	18	3%	581
POINT OF CARE TESTING SITE		556	24	4%	580
MOUNT SINAI LABORATORY		553	25	4%	578
PROHEALTH MEDICAL CLINIC		80	498	86%	578
JOHN KNOX VILLAGE HEALTH CENTER		561	17	3%	578
ADVENT HEALTH CENTRA CARE - WATERFORD LAKES		481	94	16%	575
FISHERMENS HOSPITAL CLINICAL LAB		526	49	9%	575
LIFE CARE CENTER OF ORANGE PARK		545	29	5%	574
VETERANS AFFAIRS MEDICAL CENTER - JAMES A HALEY			574	100%	574
LIFE CARE CENTER OF NEW PORT RICHEY		535	32	6%	567
MIDWAY SPECIATLY CARE CENTER		365	201	36%	566
FIU-HEALTH AUXILIARY LABORATORY	2	512	49	9%	563
MEDICAL CONSULTANTS OF FLORIDA, LLC		455	100	18%	555

COVID-19: testing by laboratory

Data through Jan 20, 2021 verified as of Jan 21, 2021 at 09:25 AM

Data in this report are provisional and subject to change.

The numbers in the table below represent the number of Florida and non-Florida residents for whom test results were received by the Department of Health. A person can be tested by more than one laboratory and can have both positive and negative results. **Therefore, the sum of the numbers in each column will be larger than the total number of people tested.**

Reporting lab	Inconclusive	Negative	Positive	Percent positive	Total
GULF COAST VILLAGE		525	29	5%	554
ER QUICKCARE PL		455	98	18%	553
MINUTECLINIC LLC #1815		478	74	13%	552
CATALYST WALK IN CLINIC		427	125	23%	552
HOLMES REGIONAL MEDICAL CENTER		5	546	99%	551
MINUTECLINIC LLC #8381		441	108	20%	549
The Sands at South Beach		545	4	1%	549
TENNESSEE DOH - NASHVILLE	2	485	62	11%	549
MEDICAL VB		428	120	22%	548
VITAE DIAGNOSTICS		534	13	2%	547
CONSULATE HEALTHCARE OF VERO BEACH	14	456	76	14%	546
ECCOLAB GROUP	1	144	400	73%	545
ST JOHN'S NURSING CENTER		529	16	3%	545
GOLDEN GLADES NURSING & REHABILITATION CTR		536	8	1%	544
INTERLACHEN PEDIATRICS PA		513	27	5%	540
COASTAL URGENT CARE		424	115	21%	539
NCF DIAGNOSTICS & DNA TECHNOLOGIES	15	204	318	59%	537
SEBASTIAN RIVER MEDICAL CENTER	2	401	134	25%	537
ETHOS WELLNESS PHARMACY		498	39	7%	537
MINUTECLINIC, LLC #3245		393	141	26%	534
NORTH FLORIDA PEDIATRICS PA		448	85	16%	533
SHORELINE PHYSICIAN GROUP		333	200	38%	533
HMA SANTA ROSA MEDICAL CENTER LLC DBA		414	118	22%	532
SOUTHEAST ALABAMA MEDICAL CENT		483	49	9%	532
Signature HealthCare Center of Waterford		504	27	5%	531
WOODLANDS MEDICAL SPECIALISTS		347	183	35%	530
GULF COAST MOLECULAR LABORATORIES	12	435	82	16%	529
PEDIATRICS OF CENTRAL FLORIDA PA	17	479	33	6%	529
THE PRESERVE		521	7	1%	528
LITTLE PINE PEDIATRICS		346	181	34%	527
MID-FLORIDA PATHOLOGY		413	111	21%	524
AMERICAN FAMILY CARE PENSACOLA WEST		1	521	100%	522
LIFE CARE CENTER OF HILLIARD		506	15	3%	521
OPTUMCARE FLORIDA LLC		369	151	29%	520
ADVENT HEALTH CENTRA CARE - PORT ORANGE		65	453	87%	518
MED FAST URGENT CARE CENTER		260	257	50%	517
PRIMARY CARE SERVICES AT ST ANDREWS ESTATES		516			516
NCHMD, INC SOUTHEAST IMMEDIATE CARE		393	123	24%	516
THERADOC		152	362	70%	514
CLEWISTON NURSING AND REHABILITATION CENTER		500	11	2%	511
PALM GARDEN OF VERO BEACH		471	38	7%	509
BROAD INSTITUTE CLINICAL SEQUENCING RESEARCH PLATFORM	1	492	15	3%	508
LPG COCONUT POINT		410	98	19%	508
STEWART ROCKLEDGE HOSPITAL		378	124	25%	502
VETERANS AFFAIRS MEDICAL CENTER - BAY PINES		17	485	97%	502
DAVITA LABORATORY		426	72	14%	498
GROWING TOGETHER PEDIATRICS LLC		453	42	8%	495

COVID-19: testing by laboratory

Data through Jan 20, 2021 verified as of Jan 21, 2021 at 09:25 AM

Data in this report are provisional and subject to change.

The numbers in the table below represent the number of Florida and non-Florida residents for whom test results were received by the Department of Health. A person can be tested by more than one laboratory and can have both positive and negative results. **Therefore, the sum of the numbers in each column will be larger than the total number of people tested.**

Reporting lab	Inconclusive	Negative	Positive	Percent positive	Total
FORT MYERS INTERNAL MEDICINE, LLC		447	48	10%	495
CRUCIAL CARE EMERGENCY MEDICINE DOCTORS		384	111	22%	495
CHILDRENS MEDICAL ASSOCIATION		446	47	10%	493
CLINICAL PATHOLOGY LABS		386	106	22%	492
ADVENTHEALTH MEDICAL GROUP PROMPT CARE		346	143	29%	489
EDEN SPRINGS NURSING AND REHAB CENTER		379	110	22%	489
MEDIQUICK URGENT CARE CENTERS INC		178	310	64%	488
VETERANS AFFAIRS MEDICAL CENTER		40	447	92%	487
PROFESSIONAL HEALTH EXAMINERS		419	68	14%	487
CAPE CANAVERAL HOSPITAL		291	195	40%	486
GENOME LLC	2	438	44	9%	484
VILLA MARIA NURSING & REHAB CENTER INC	1	472	11	2%	484
CLARITY LABS		419	64	13%	483
CAREMED CLINIC LLC		320	162	34%	482
MAIN STREET MEDICAL CENTER		110	370	77%	480
J AND G MEDICAL GROUP LLC		404	75	16%	479
CITY MEDICAL OF NEW JERSEY, PC		438	40	8%	478
EMERALD SHORES HEALTH AND REHABILITATION		389	88	18%	477
Crestview Rehabilitation Center	4	348	124	26%	476
MINUTECLINIC LLC #1350		385	90	19%	475
JACKSON MEMORIAL LONG TERM CARE CENTER		459	16	3%	475
NSPIRE HEALTHCARE MIAMI LAKES	7	455	13	3%	475
MINUTECLINIC LLC #3637		344	127	27%	471
DOCTORS CENTER,THE		369	102	22%	471
DOH - INDIAN RIVER		402	68	14%	470
ST CLOUD REGIONAL MEDICAL CENTER CLINICAL LAB		394	74	16%	468
Plantation Bay Rehabilitation Center		452	15	3%	467
HEALTH CENTER AT BRENTWOOD	1	423	42	9%	466
BALDOMERO LOPEZ STATE VETERANS NURSING HOME	2	461	3	1%	466
EAST LAKE PEDIATRICS		389	76	16%	465
NEW YORK HOSPITAL LABORATORIES	1	451	12	3%	464
LIFE CARE CENTER OF PENSACOLA		419	42	9%	461
CYPRESS VILLAGE	1	442	18	4%	461
MEDICAL CENTER CLINIC-IMMEDIATE CARE	1	372	88	19%	461
RIVER GARDEN HEBREW HOME FOR THE AGED		406	54	12%	460
JACKSON MEMORIAL PERDUE MEDICAL CENTER		438	21	5%	459
KETAMINE HEALTH CENTERS LLC		417	41	9%	458
MEMORIAL PEMBROKE 24/7 CARE CENTER		348	110	24%	458
ENZO CLINICAL LABS INC	3	435	19	4%	457
SPECTOR SCIENTIFIC LAB	1	195	259	57%	455
NORTH FLORIDA RETIREMENT VILLAGE		453	2	0%	455
CLARIDGE HOUSE NURSING CENTER		437	17	4%	454
CARE ONE OF FLORIDA LLC		280	174	38%	454
VALENCIA HILLS HEALTH AND REHABILITATION CENTER		441	12	3%	453
TELESCOPE HEALTH LLC	3	355	92	20%	450
REDI MED LLC		328	122	27%	450
VITAS HEALTHCARE CORP OF CENTRAL FL		435	12	3%	447

COVID-19: testing by laboratory

Data through Jan 20, 2021 verified as of Jan 21, 2021 at 09:25 AM

Data in this report are provisional and subject to change.

The numbers in the table below represent the number of Florida and non-Florida residents for whom test results were received by the Department of Health. A person can be tested by more than one laboratory and can have both positive and negative results. **Therefore, the sum of the numbers in each column will be larger than the total number of people tested.**

Reporting lab	Inconclusive	Negative	Positive	Percent positive	Total
FIRST QUALITY LABORATORY		419	28	6%	447
FLAGLER COUNTY HEALTH DEPARTMENT	1	364	81	18%	446
BOND AND STEELE CLINIC PA		290	155	35%	445
MEDFAST URGENT CARE CENTERS		166	278	63%	444
FOUNTAIN MANOR HEALTH AND REHAB CENTER	1	425	16	4%	442
PENSACOLA PEDIATRICS	1	252	187	43%	440
DIAMOND RIDGE HEALTH AND REHABILITATION CENTER		419	20	5%	439
LAUDERDALE NURSING CENTER LLC	1	418	19	4%	438
SMA SPECIALTY MEDICAL LAB		117	321	73%	438
LOOP PEDIATRICS PA	2	350	84	19%	436
MOORINGS PARK INSTITUTE, INC, THE		418	18	4%	436
ADVENT HEALTH CENTRA CARE - WINTER PARK		293	142	33%	435
HARTS HARBOR HEALTH CARE CENTER		413	21	5%	434
FAMILY HEALTH CENTERS OF SWF LABS	2	360	72	17%	434
FLO-MEDILAB SERVICES LLC		186	246	57%	432
MANOR AT CARPENTERS		405	26	6%	431
PALM GARDEN OF JACKSONVILLE☐	2	357	72	17%	431
WILLOW BROOKE COURT AT INDIAN RIVER ESTATES		387	44	10%	431
EXPRESS URGENT CARE LLC		1	430	100%	431
Good Samaritan Society Kissimmee Village		366	64	15%	430
AVECINA MEDICAL JULINGTON	1	240	189	44%	430
THE PALACE AT HOMESTEAD	1	412	16	4%	429
NCH HEALTHCARE BONITA		311	117	27%	428
NEW PLANT CITY FAMILY CARE	1	225	201	47%	427
CARENOW URGENT CARE – FORT PIERCE		232	195	46%	427
24 HOUR PEDIATIC CARE CENTER	1	385	41	10%	427
The Manor at Blue Water Bay		369	57	13%	426
CALHOUN LIBERTY HOSPITAL		306	119	28%	425
MEDONE URGENT CARE AT ST. AUGUSTINE		111	314	74%	425
SABAL PALMS HEALTH AND REHAB		382	43	10%	425
HALIFAX MEDICAL CENTER-PORT ORANGE LAB		357	67	16%	424
JACKSONVILLE BEACH PEDIATRIC CARE CENTER☐		377	47	11%	424
BOCA GRANDE HEALTH CLINIC		402	21	5%	423
FLORIDA DEPT OF HEALTH IN BREVARD COUNTY	3	360	60	14%	423
GARCIA CLINICAL LABORATORY		28	392	93%	420
SOUTHERN OAKS CARE CENTER	1	386	31	7%	418
HILLCREST HEALTH CARE & REHABILITATION CENTER	2	407	9	2%	418
MANOR CARE HEALTH SERVICES - FT MYERS		402	14	3%	416
Q ANSWER LAB	1	375	40	10%	416
PALM GARDEN OF TAMPA		399	17	4%	416
LEHIGH REGIONAL MEDICAL CENTER LAB		371	44	11%	415
CLIFFORD CHESTER SIMS STATE VETERANS		408	7	2%	415
Williston Care Center		363	51	12%	414
PHYSICIANS PRIMARY CARE LAB		360	54	13%	414
ST ANDREWS BAY SKILLED NURSING &		357	56	14%	413
Colonial Lakes Health Care		384	28	7%	412
PARKLANDS FACILITY INC	4	386	20	5%	410

COVID-19: testing by laboratory

Data through Jan 20, 2021 verified as of Jan 21, 2021 at 09:25 AM

Data in this report are provisional and subject to change.

The numbers in the table below represent the number of Florida and non-Florida residents for whom test results were received by the Department of Health. A person can be tested by more than one laboratory and can have both positive and negative results. **Therefore, the sum of the numbers in each column will be larger than the total number of people tested.**

Reporting lab	Inconclusive	Negative	Positive	Percent positive	Total
MINUTECLINIC LLC #3671		366	44	11%	410
GOLDEN GATE FAMILY CLINIC		83	326	80%	409
VETERANS AFFAIRS MEDICAL CENTER - GAINESVILLE		2	405	100%	407
PALM GARDEN OF OCALA		330	75	19%	405
AMERICA'S PHARMACY LLC		354	49	12%	403
WEST GABLES HEALTH CARE CENTER		393	10	2%	403
TIDE LABORATORIES		358	43	11%	401
MINUTECLINIC LLC		356	45	11%	401
HERON POINTE HEALTH AND REHABILITATION	1	396	3	1%	400
PROJECT HEALTH INC	2	309	88	22%	399
APP-UNIPATH, LLC	2	382	14	4%	398
PEDIATRIC HEALTHCARE ALLIANCE PA		358	38	10%	396
RICARDO NAVARRO DO PA		343	53	13%	396
MINI ER AND URGENT CARE		289	105	27%	394
HARBOUR HEALTH CENTER		380	14	4%	394
BROOKDALE PALMER RANCH	1	337	54	14%	392
MAYFLOWER ASSISTED LIVING		389	2	1%	391
NEW YORK PRESBYTERIAN - CUMC CLINICAL		374	17	4%	391
BARBER		13	376	97%	389
DIAMOND RIDGE HEALTH AND REHABILITATION		366	19	5%	385
Solaris HealthCare Windermere		364	20	5%	384
CONTINENTAL CLINICAL RESEARCH, LLC		374	10	3%	384
ADVENT HEALTH CENTRA CARE - WINTER HAVEN	1	180	201	53%	382
Santa Rosa Center for Rehabilitation and Healing		320	61	16%	381
ARCPOINTS LABS		322	59	15%	381
BAPTIST PRIMARY CARE	2	293	84	22%	379
NAVAL HOSPITAL - JACKSONVILLE		50	329	87%	379
VITAS LUTHERAN TOWERS INPATIENT PROGRAM		318	59	16%	377
BAYA PHARMACY WEST		8	368	98%	376
ORLANDO HEALTH CENTER FOR REHABILITATION		367	9	2%	376
BUFFALO CROSSING HEALTHCARE & REHABILITATION CTR		363	12	3%	375
USF MORSANI CENTER FOR ADVANCED HEALTH CARE		323	51	14%	374
HENDRY REGIONAL MEDICAL CENTER		107	264	71%	371
MEDONE URGENT CARE CENTER		149	222	60%	371
URGENT CARE BETHESDA	1	318	52	14%	371
BALDWIN PEDIATRICS	1	349	21	6%	371
Ocala Health and Rehabilitation Center		352	18	5%	370
EAST LAKE PEDIATRICS PA		336	33	9%	369
SPRING HILL HEALTH AND REHABILITATION CENTER		354	15	4%	369
RIVER TOWN DIAGNOSTIC LLC		247	122	33%	369
PALMS OF SEBRING		338	29	8%	367
CITRUS NURSING CENTER LLC		343	24	7%	367
FERNANDINA BEACH REHAB AND NURSING	1	353	12	3%	366
MINUTECLINIC LLC #8927		298	68	19%	366
ADVENT HEALTH - TAMPA		148	217	59%	365
TREASURE COAST COMMUNITY HEALTH	3	307	52	14%	362
FAIR HAVENS CENTER, OPCO		355	5	1%	360

COVID-19: testing by laboratory

Data through Jan 20, 2021 verified as of Jan 21, 2021 at 09:25 AM

Data in this report are provisional and subject to change.

The numbers in the table below represent the number of Florida and non-Florida residents for whom test results were received by the Department of Health. A person can be tested by more than one laboratory and can have both positive and negative results. **Therefore, the sum of the numbers in each column will be larger than the total number of people tested.**

Reporting lab	Inconclusive	Negative	Positive	Percent positive	Total
CHILDRENS MEDICAL ASSOCIATION PA		319	41	11%	360
AFC URGENT CARE SEMINOLE			359	100%	359
MANOR CARE NURSING CENTER OF SARASOTA FL LLC		314	44	12%	358
XPRESS URGENT CARE	3	290	63	18%	356
INFORM DIAGNOSTICS		349	7	2%	356
MINUTECLINIC LLC #5187		309	47	13%	356
Stacey Health Care Centers Inc. dba Riverside Care Center		328	28	8%	356
ADVENT HEALTH CENTRA CARE - LAKE MARY	2	104	249	70%	355
SOLARIS HEALTHCARE MERRITT ISLAND		327	28	8%	355
INDIAN RIVER CTR, LLC		317	38	11%	355
UR MEDICINE LABS- CENTRAL LABORATORY		337	18	5%	355
PHYSICIANS STAT LAB INC		299	55	16%	354
MANOR OAKS NURSING & REHAB CENTER	2	350	1	0%	353
ABBEY DELRAY		348	5	1%	353
NEMOURS CHILDERN'S HOSPITAL		316	36	10%	352
CONSULATE HEALTH CARE OF BAYONET POINT	3	342	7	2%	352
SOLARIS HEALTHCARE LAKE CITY		288	63	18%	351
FLORIDA HOSPITAL WAUCHULA		240	109	31%	349
BAYSHORE DIAGNOSTICS		309	40	11%	349
SANFORD LABORATORIES		325	24	7%	349
CARE ONE OF FLORIDA	1	226	122	35%	349
MY CLINICAL LAB		224	125	36%	349
FLORIDA HOSPITAL MEDICAL GROUP		250	98	28%	348
MINUTECLINIC, LLC # 4469		283	65	19%	348
EXPRESS PHARMACY		319	28	8%	347
THE PALACE MANAGEMENT - THE PALACE AT CORAL GABLES		344	2	1%	346
CORE DIAGNOSTIC LABORATORIES LLC		237	109	32%	346
VIERA HOSPITAL, INC		258	87	25%	345
FLORIDA GULF COAST UNIVERSITY		191	154	45%	345
VILLAGE AT VIENNA SQUARE,THE	6	329	8	2%	343
CORAL BAY HEALTHCARE AND REHABILITATION	1	330	12	3%	343
HEALTH DESIGNS		328	13	4%	341
ADVENT HEALTH CENTRA CARE - PALM COAST		80	260	76%	340
SIGNATURE HEALTHCARE OF BROOKWOOD GARDENS		339	1	0%	340
SELECT REFERENCE LABORATORIES, LLC	1	326	12	4%	339
HOPE HOSPICE AND COMMUNITY SERVICES INC	12	316	10	3%	338
SIPARADIGM, DIAGNOSTIC INFORMATICS		273	65	19%	338
FLORIDA DEPARTMENT OF HEALTH IN CALHOUN COUNTY		238	99	29%	337
BENTON PEDIATRICS INC		303	33	10%	336
ORCHARD PARK HEALTH & REHABILITATION		332	4	1%	336
NORTH FLORIDA REHABILITATION & SPECIALTY CARE		332	3	1%	335
AMERICAN RESEARCH LABS		158	175	53%	333
SUWANNEE HEALTH AND REHABILITATION CENTER		328	5	2%	333
RUSKIN HEALTH CENTER		221	111	33%	332
ADVENT HEALTH CENTRA CARE - LEESBURG		13	318	96%	331
DBI HEALTH INC		317	14	4%	331
NORTH PINELLAS STATMED QUICK QUALITY CLINICS		236	93	28%	329

COVID-19: testing by laboratory

Data through Jan 20, 2021 verified as of Jan 21, 2021 at 09:25 AM

Data in this report are provisional and subject to change.

The numbers in the table below represent the number of Florida and non-Florida residents for whom test results were received by the Department of Health. A person can be tested by more than one laboratory and can have both positive and negative results. **Therefore, the sum of the numbers in each column will be larger than the total number of people tested.**

Reporting lab	Inconclusive	Negative	Positive	Percent positive	Total
Timberridge Center for Rehabilitation and Healing		303	26	8%	329
FLORIDA DEPARTMENT OF HEALTH CLAY COUNTY	1	236	91	28%	328
USAFSAM/PHE		174	153	47%	327
BLOUNTSTOWN REHABILITATION CENTER LLC		224	102	31%	326
TRI-COUNTY NURSING AND REHABILITATION CENTER INC		311	15	5%	326
SUNRISE URGENT CARE ASSOCIATES LLC D/B/A	2	85	239	73%	326
Life Care Center at Wells Crossing		306	18	6%	324
BROOKSVILLE HEALTHCARE CENTER LLC		319	4	1%	323
MEDSCAN LABORATORY INC	1	163	159	49%	323
MICHAEL A MIDDLETON MD PA		309	13	4%	322
Cypress Cove Care Center		220	100	31%	320
solaris Healthcare Parkway	2	306	12	4%	320
HAINES CITY REHABILITATION AND NURSING CENTER		296	23	7%	319
MIDWAY SPECIALTY CARE CENTER	3	203	113	35%	319
SANDBAY URGENT CARE		255	64	20%	319
CORAL TRACE HEALTH CARE	2	311	5	2%	318
CLERMONT HEALTH AND REHABILITATION CENTER		297	21	7%	318
SEMINOLE NURSING PAVILION		311	7	2%	318
Life Care Center of Ocala		277	41	13%	318
POINT WASHINGTON MEDICAL CLINIC		157	160	50%	317
Palmetto Subacute Care Center		309	8	3%	317
Darcy Hall Of Life Care		315	1	0%	316
HEALTH CENTRAL PARK		249	66	21%	315
ASAP LAB LLC		200	115	37%	315
GOOD SAMARITAN CENTER		314	1	0%	315
SHORE ACRES CARE CENTER		282	32	10%	314
MINUTECLINIC LLC, #10357		312	1	0%	313
MEDFAST URGENT CARE CENTER		83	230	73%	313
PALM GARDEN OF CLEARWATER		295	18	6%	313
GENESIS MEDICAL LABORATORY MIAMI FL.		83	230	73%	313
Solaris Healthcare Daytona	1	269	42	13%	312
LIFE CARE PONTE VEDRA INC		306	5	2%	311
MANORCARE HEALTH SERVICES - VENICE		257	53	17%	310
VETERANS AFFAIRS MEDICAL CENTER - LAKE CITY		52	258	83%	310
FLORIDA HOSPITAL HEARTLAND MED CTR LAKE PLACID		226	82	27%	308
AFC URGENT CARE TYRONE		2	306	99%	308
HEALTHY STEPS PEDIATRICS		270	38	12%	308
Manatee Springs Rehabilitation and Nursing Center		289	18	6%	307
DXTERITY DIAGNOSTICS	1	293	13	4%	307
PALM GARDEN OF ORLANDO		276	31	10%	307
MEDEXPRESS LUTZ		3	304	99%	307
MINUTECLINIC LLC #6007		247	59	19%	306
MEDICAL CENTER OF DELTONA, INC		237	69	23%	306
BREVARD HEALTH ALLIANCE		119	186	61%	305
AFC URGENT CARE CLEARWATER	1	122	182	60%	305
Quest Diag Unspecifd	1	180	123	40%	304
ST PETERSBURG PEDIATRICS	1	260	43	14%	304

COVID-19: testing by laboratory

Data through Jan 20, 2021 verified as of Jan 21, 2021 at 09:25 AM

Data in this report are provisional and subject to change.

The numbers in the table below represent the number of Florida and non-Florida residents for whom test results were received by the Department of Health. A person can be tested by more than one laboratory and can have both positive and negative results. **Therefore, the sum of the numbers in each column will be larger than the total number of people tested.**

Reporting lab	Inconclusive	Negative	Positive	Percent positive	Total
SOLARIS HEALTHCARE OSCEOLA		295	9	3%	304
ELLENTON PEDIATRICS		286	17	6%	303
LIFEBRITE	1	123	178	59%	302
FAIRWAY OAKS CENTER LLC	6	289	6	2%	301
NORTH FLORIDA MEDICAL GROUP		206	94	31%	300
AFC URGENT CARE FAMILY CARE			300	100%	300
SOLARIS HEALTHCARE BAYONET POINT		288	12	4%	300
PALMETTO FAMILY HEALTHCARE	1	185	113	38%	299
Palm Garden of Largo		297	2	1%	299
Bayside Care Center	1	277	20	7%	298
DELTONA HEALTH CARE		274	23	8%	297
KEY WEST HEALTH AND REHAB	1	289	7	2%	297
ADVENT HEALTH CENTRA CARE - TITUSVILLE		56	241	81%	297
PHYSICIANS REGIONAL WALK-IN		185	112	38%	297
BUENA VISTA URGENT CARE		264	32	11%	296
CARENOW	2	154	138	47%	294
STARKE FAMILY MEDICAL CENTER		234	60	20%	294
NORTHWEST MEDICAL CENTER CLINICAL LABORATORY		175	117	40%	292
Marshall Health and Rehabilitation Center		265	25	9%	290
AVELLINO LAB USA, INC	1	278	11	4%	290
SUSANNA WESLEY HEALTH CENTER		254	35	12%	289
PALM GARDEN OF GAINESVILLE	2	285	2	1%	289
AUBURN UNIVERSITY MEDICAL CLINIC		227	62	21%	289
PruittHealth Panama City	1	228	58	20%	287
LabCorp (Non-Interfaced)	1	115	170	59%	286
ASCEND CLINICAL	2	232	52	18%	286
Destin Healthcare and Rehabilitation Center	1	258	27	9%	286
LAKELAND REGIONAL HEALTH SYSTEMS INC		20	266	93%	286
Bardmoor Oaks Healthcare and Rehabilitation Center		279	6	2%	285
SPECIALTY HEALTH AND REHABILITATION CENTER		260	25	9%	285
MEDIPATH		16	269	94%	285
BAY VILLAGE OF SARASOTA INC		282	3	1%	285
PEBBLEBROOK PHARMACY		217	68	24%	285
BIOCEPT		268	16	6%	284
GOOD SAMARITAN SOCIETY-DAYTONA		278	5	2%	283
PruittHealth Santa Rosa		195	87	31%	282
BOCA BIOLISTICS REFERENCE LABORATORY	2	185	95	34%	282
FLORIDA DEPARTMENT OF HEALTH		248	34	12%	282
GANDY CROSSING CARE CENTER	1	267	13	5%	281
SEA BREEZE REHAB AND NURSING CENTER		275	6	2%	281
HEARTLAND PEDIATRICS OF LAKE WALES		244	34	12%	278
PRUITT HEALTH-SANTA ROSA		275	2	1%	277
OSPREY LODGE		228	49	18%	277
SPRINGTREE REHAB & HEALTH CARE CENTER		261	16	6%	277
CARITHERS PEDIATRIC GROUP		240	36	13%	276
ST JAMES HEALTH AND REHABILITATION CENTER		193	82	30%	275
HARDEE MANOR HEALTH CARE CENTER	1	271	3	1%	275

COVID-19: testing by laboratory

Data through Jan 20, 2021 verified as of Jan 21, 2021 at 09:25 AM

Data in this report are provisional and subject to change.

The numbers in the table below represent the number of Florida and non-Florida residents for whom test results were received by the Department of Health. A person can be tested by more than one laboratory and can have both positive and negative results. **Therefore, the sum of the numbers in each column will be larger than the total number of people tested.**

Reporting lab	Inconclusive	Negative	Positive	Percent positive	Total
VILLAGE DOCTORS FAMILY MEDICAL CENTER OF		218	57	21%	275
BRIDGEWATER PARK HEALTH AND REHAB		257	17	6%	274
ROLLINS COLLEGE WELLNESS CENTER		130	144	53%	274
WESTCHESTER GARDENS LIMITED PARTNERSHIP		268	5	2%	273
AURORA DIAGNOSTICS BERNHARDT LABORATORIES PATHOLOGY SERVICE		190	82	30%	272
AVENTURA REHAB AND NURSING CENTER		267	5	2%	272
OCEAN VIEW NURSING AND REHAB CENTER		258	13	5%	271
Glades West Rehabilitation and Nursing Center		263	8	3%	271
LIFE CARE CENTER OF PALM BAY□		268	3	1%	271
SERENADES IN THE VILLAGES		216	54	20%	270
KISSIMMEE FACILITY OPERATIONS LLC		250	19	7%	269
HOMESTEAD MANOR	2	227	40	15%	269
ADVENT HEALTH CENTRA CARE - ALTAMONTE SPRINGS		159	109	41%	268
CONSULATE HEALTH CARE OF SAFETY HARBOR		262	6	2%	268
Premier Place at The Glenview		260	8	3%	268
ST LUCIE EMPLOYEE HEALTH & WELLNESS CENTER		264	3	1%	267
ST JUDE CHILDREN'S RESEARCH HOSPITAL		254	13	5%	267
LUTHERAN HAVEN		260	7	3%	267
HARDEE COUNTY HEALTH DEPARTMENT		208	59	22%	267
SUN COUNTRY PEDIATRICS PLLC	6	234	26	10%	266
ADVENT HEALTH CENTRA CARE - ORMOND BEACH		113	153	58%	266
AFC PHYSICIANS OF FLORIDA		176	90	34%	266
ROSEWOOD HEALTH AND REHABILITATION CENTER		255	11	4%	266
PINES OF SARASOTA		263	3	1%	266
SIGNATURE HEALTHCARE OF NORTH FLORIDA		263	2	1%	265
CRONOS CLINICAL LABORATORY	17	175	73	28%	265
ARGO SENIOR LIVING AT HAVERHILL		251	13	5%	264
ORCHARD RIDGE CARE AND REHABILITATION CENTER		254	10	4%	264
LAKE EUSTIS HEALTH AND REHABILITATION CENTER		257	6	2%	263
FL HUD DESTIN, LLC D/B/A GRAND BOULEVARD HEALTH		228	33	13%	261
TAMARAC REHABILITATION & HEALTH CENTER		260	1	0%	261
SABAL DIRECT PRIMARY CARE, PA		215	46	18%	261
MANOR CARE OF BOYNTON BEACH LLC		243	18	7%	261
LITTLE PINE PEDIATRICS PLLC		220	40	15%	260
CLIFFORD CHESTER SIMS VA NURSING HOME		251	9	3%	260
AFC URGENT CARE		66	193	75%	259
EPN URGENT CARE		43	216	83%	259
CONSULATE HEALTHCARE OF KISSIMMEE		247	12	5%	259
renaissance health and rehabilitation center		243	15	6%	258
FLORIDA WOMAN CARE LABORATORY LLC		232	26	10%	258
HEATHER HILL HEALTHCARE CENTER		216	42	16%	258
QUALITOX LABORATORIES		105	152	59%	257
THE SPRINGS AT BOCA CIEGA BAY		248	9	4%	257
PERSONALIZED GENETIC TESTING	1	162	92	36%	255
BEAR CREEK NURSING CENTER		251	4	2%	255
DAVID SCOTT MADWAR MD PA□		228	26	10%	254
LIFE CARE CENTER OF WINTER HAVEN		237	17	7%	254

COVID-19: testing by laboratory

Data through Jan 20, 2021 verified as of Jan 21, 2021 at 09:25 AM

Data in this report are provisional and subject to change.

The numbers in the table below represent the number of Florida and non-Florida residents for whom test results were received by the Department of Health. A person can be tested by more than one laboratory and can have both positive and negative results. **Therefore, the sum of the numbers in each column will be larger than the total number of people tested.**

Reporting lab	Inconclusive	Negative	Positive	Percent positive	Total
VILLAGE DOCTORS OF KEYSTONE		183	68	27%	251
DIAGNOSTIC & CLINICAL CARE SERVICES INC DBA		204	46	18%	250
PIONEER CLINICAL LAB, LLC		166	83	33%	249
Rehabilitation Center for Park Place LLC		241	7	3%	248
SHELL POINT VILLAGE MEDICAL CENTER		246	1	0%	247
COLOR GENOMICS, INC.	2	239	6	2%	247
MARTIN MEMORIAL MEDICAL CENTER LAB		128	118	48%	246
CARRINGTON PLACE OF ST PETE LLC		242	4	2%	246
BRISTOL AT TAMPA, THE	3	235	8	3%	246
The Care Center at Pinellas Park	1	236	8	3%	245
Solaris Healthcare Lake Bennet		214	31	13%	245
PROTEUS MOLECULAR AND CLINICAL LAB	1	148	96	39%	245
Fernandina Beach Rehabilitation and Nursing Center		243	2	1%	245
ATLANTIC SHORES NURSING AND REHAB CENTER		238	7	3%	245
TIDEWELL HOSPICE INC		242	3	1%	245
BROWARD NURSING & REHABILITATION CTR	8	231	5	2%	244
ROSEWOOD HEALTHCARE & REHABILITATION CENTER		239	4	2%	243
HARBOURWOOD	1	238	4	2%	243
Heritage Healthcare at Tallahassee		239	4	2%	243
Solaris HealthCare Imperial		237	6	2%	243
MALABAR/ADVENT CENTRA CARE		48	194	80%	242
ARCHER HEALTH VENTURES, LLC		217	25	10%	242
PEDIATRIC HEALTHCARE ALLIANCE		220	21	9%	241
GOOD SAMARITAN CARES		236	5	2%	241
ROSEN MEDICAL CENTER		212	29	12%	241
AVANTE AT LEESBURG INC		241			241
PRIMARY CARE SOUTH INC		27	213	89%	240
SAMANTHA WILSON CARE CENTER		231	9	4%	240
SERANADES BY SONATA WEST ORANGE		214	26	11%	240
JACKSON PLAZA NURSING & REHAB CENTER	2	231	6	3%	239
AVANTE AT MT DORA		237	2	1%	239
RULEME CENTER	2	218	19	8%	239
TUSKAWILLA NURSING AND REHAB CENTER	2	229	7	3%	238
QUICK CARE MED		186	52	22%	238
FAMILY CARE PARTNERS OF NORTHEAST FLORIDA LLC		171	66	28%	237
BRENTWOOD RETIREMENT COMMUNITY	5	203	28	12%	236
SILVER CREEK SENIOR LIVING COMMUNITY		231	5	2%	236
ADVENT HEALTH CENTRA CARE - UNIVERSITY	1	95	140	59%	236
REGENTS PARK AT AVENTURA		221	14	6%	235
OAK HAMMOCK AT THE UNIVERSITY OF FLORIDA		229	6	3%	235
Vi at Lakeside Village Skilled Nursing		230	5	2%	235
BAY TREE CARE AND REHABILITATION CENTER		197	37	16%	234
FLORIDA DEPARTMENT OF HEALTH IN LIBERTY COUNTY	2	155	77	33%	234
MEMPHIS PATHOLOGY LABORATORY	4	212	17	7%	233
PEDIATRIC HEALTH CARE ALLIANCE, PA		211	22	9%	233
BUREAU OF CLINICAL LABORATORIES		196	37	16%	233
Solaris Healthcare Coconut Creek		231	2	1%	233

COVID-19: testing by laboratory

Data through Jan 20, 2021 verified as of Jan 21, 2021 at 09:25 AM

Data in this report are provisional and subject to change.

The numbers in the table below represent the number of Florida and non-Florida residents for whom test results were received by the Department of Health. A person can be tested by more than one laboratory and can have both positive and negative results. **Therefore, the sum of the numbers in each column will be larger than the total number of people tested.**

Reporting lab	Inconclusive	Negative	Positive	Percent positive	Total
KENNEDY PAIN CLINIC GROUP LLC		206	27	12%	233
ELMHURST HOSPITAL CENTER	1	220	11	5%	232
Bay Breeze Senior Living and Rehabilitation Center		181	51	22%	232
PALM GARDEN OF AVENTURA		230	1	0%	231
REHABILITATION CENTER OF LAKE CITY, THE		203	28	12%	231
TALLAHASSEE NHHI LLC	1	214	16	7%	231
BAYA POINTE NURSING AND REHABILITATION		148	83	36%	231
RIVERS FAMILY MEDICINE PA		169	62	27%	231
FAMILY HEALTH CENTERS OF SOUTHWEST FLORIDA INC		183	47	20%	230
SILVERCREST HEALTH AND REHABILITATION CENTER	3	221	6	3%	230
SAINTS 120 LLC	1	196	33	14%	230
CHIPOLA HEALTH AND REHAB		212	17	7%	229
LAKE PARK OF MADISON		224	5	2%	229
AMEERAH LABS, LLC	2	174	53	23%	229
LONGWOOD FAMILY PRACTICE		178	49	22%	227
ADVENT HEALTH CENTRA CARE - COLONIAL TOWN	1	175	51	22%	227
HEALTH PARK CARE CENTER		223	3	1%	226
ADVENT HEALTH CENTRA CARE		104	122	54%	226
TGH		1	225	100%	226
MANDARIN PEDIATRICS		209	17	8%	226
ACCURATE DIAGNOSTIC LABS, INC		212	14	6%	226
LYNN HAVEN SPORTS COMPLEX-WALKON CLINIC		20	205	91%	225
PARKS HEALTHCARE & REHABILITATION CTR	4	211	10	4%	225
TERRACES OF LAKE WORTH CARE CENTER☐		217	8	4%	225
TIERRA PINES CENTER		214	11	5%	225
LEHIGH VALLEY GENOMICS			224	100%	224
SUNLAND MARIANNA COX MEDICAL CENTER		185	35	16%	220
MOLECULAR TESTING LABS		179	41	19%	220
ManorCare Health Services-Palm Harbor	1	218			219
WOOD LAKE HEALTH AND REHABILITATION CENTER		219			219
MANOR CARE OF NAPLES FL LLC		216	3	1%	219
ABBOTT LABORATORIES		142	77	35%	219
Sunset Point Center		215	4	2%	219
Boynton Beach Rehabilitation Center	2	213	4	2%	219
FAMILY CARE PARTNERS OF NE FLORIDA LLC		157	61	28%	218
EDGEWATER AT WATERMAN VILLAGE,THE		205	12	6%	217
LAKE PORT SQUARE		200	17	8%	217
THE MANOR AT CARPENTERS		185	32	15%	217
INTERNAL MEDICINE & PEDIATRICS OF TAMPA BAY PA		174	43	20%	217
HCSO OCCUPATIONAL HEALTH AND WELLNESS CENTER		163	53	25%	216
W FRANK WELLS NURSING HOME		189	27	13%	216
MIAMI JEWISH HEALTH SYSTEMS, INC	1	207	8	4%	216
ST. CLOUD REGIONAL MEDICAL CENTER		199	17	8%	216
Consulate Health Care of North Fort Myers		203	12	6%	215
DIGNITY HEALING, LLC		204	11	5%	215
FG RAPID RESULTS	2	115	97	45%	214
AVECINA MOBILE		118	96	45%	214

COVID-19: testing by laboratory

Data through Jan 20, 2021 verified as of Jan 21, 2021 at 09:25 AM

Data in this report are provisional and subject to change.

The numbers in the table below represent the number of Florida and non-Florida residents for whom test results were received by the Department of Health. A person can be tested by more than one laboratory and can have both positive and negative results. **Therefore, the sum of the numbers in each column will be larger than the total number of people tested.**

Reporting lab	Inconclusive	Negative	Positive	Percent positive	Total
GATEWAY/ADVENT CENTRA CARE	1	24	189	88%	214
FELLOWSHIP HOME AT THE FAIRWAY LLC		208	6	3%	214
CROSS POINTE CARE CENTER	2	212			214
USA HEALTH UNIVERSITY HOSPITAL CLINICAL LABORATORY	1	210	3	1%	214
VETERANS AFFAIRS MEDICAL CENTER - MIAMI			213	100%	213
FLORIDA HEART & VASCULAR MULTISPECIALTY GROUP PA		144	69	32%	213
BLOCK, NATION, CHASE, AND SMOLEN FAMILY MEDICINE		157	56	26%	213
FLORIDA CLINICAL LABORATORY-BIOREFERENCE LABORATORIES		67	145	68%	212
POCONO MEDICAL CENTER		212			212
NATIONS BEST FAMILY HEALTH CARE		76	136	64%	212
PCB CLINIC		167	45	21%	212
OCALA FAMILY MEDICAL CENTER INC	1	171	40	19%	212
SUNRISE DIAGNOSTIC LABORATORY		158	53	25%	211
HAVEN OF OUR LADY OF PEACE INC		203	8	4%	211
CONSULATE HEALTH CARE OF WINTER HAVEN		209	2	1%	211
CLINICAL PATHOLOGY LABS INC		208	2	1%	210
Lake Port Square Health Center		195	15	7%	210
BOND CLINIC PA PEDIATRICS DEPT		182	28	13%	210
PEDIATRICS IN BREVARD PA		188	21	10%	209
The Palace Nursing and Rehabilitation Center		209			209
Chatsworth at PGA National, LLC		201	8	4%	209
Taylor Care Center		204	5	2%	209
WESTWOOD HEALTHCARE SNF		175	34	16%	209
ORLANDO VA MEDICAL CENTER			208	100%	208
CHILDRENS CLINIC WEST FLORIDA PEDIATRICS		184	24	12%	208
AMERICAN HOUSE SENIOR LIVING		173	35	17%	208
ADDINGTON PLACE AT WELLINGTON GREEN		204	3	1%	207
ORANGE BLOSSOM FAMILY HEALTH		192	15	7%	207
DOCTORS MEMORIAL FAMILY MEDICINE	2	142	63	30%	207
SOUTHWEST ORLANDO FAMILY MEDICINE, PL		165	41	20%	206
HOMESTEAD VILLAGE		201	4	2%	205
BROWARD PARTNERSHIP	3	199	3	1%	205
PALM GARDEN OF WINTER HAVEN		190	15	7%	205
COMMUNITY HEALTH AND REHABILITATION CENTER		169	36	18%	205
ORANGE COUNTY HEALTH DEPT		196	8	4%	204
Cross Gardens Care Center		203	1	0%	204
UNIVERSITY OF TAMPA STUDENT HEALTH AND SHC CLINICAL LABORATORY		62	142	70%	204
SIGNATURE HEALTHCARE AT THE COURTYARD		158	46	23%	204
AFC PHYSICIANS OF FLORIDA PA		127	77	38%	204
FULGENT GENETICS	2	163	39	19%	204
ASSOCIATESMD MEDICAL GROUP INC		167	36	18%	203
URGENT CARE EXPRESS LLC		1	202	100%	203
HEALTH FIRST - HOLMES REGIONAL MEDICAL CENTER		32	170	84%	202
Lakewood Nursing Center		176	26	13%	202
Parkview Rehabilitation Center at Winter Park		198	4	2%	202
HOLIDAY CVS LLC DBA CVS/PHARMACY #0440		199	3	1%	202
POLK COUNTY HEALTH DEPARTMENT		178	24	12%	202

COVID-19: testing by laboratory

Data through Jan 20, 2021 verified as of Jan 21, 2021 at 09:25 AM

Data in this report are provisional and subject to change.

The numbers in the table below represent the number of Florida and non-Florida residents for whom test results were received by the Department of Health. A person can be tested by more than one laboratory and can have both positive and negative results. **Therefore, the sum of the numbers in each column will be larger than the total number of people tested.**

Reporting lab	Inconclusive	Negative	Positive	Percent positive	Total
CHAUTAUQUA REHABILITATION AND NURSING CENTER		192	9	4%	201
Governors Creek Health and Rehabilitation	1	198	2	1%	201
VAMC WEST PALM LAB		5	196	98%	201
Avante at Orlando		197	3	2%	200
TRENTON MEDICAL CENTER INC DBA PALMS MEDICAL GROUP	4	140	55	28%	199
SOLARIS SENIOR LIVING VERO BEACH		192	7	4%	199
GRAND COURT TAMPA		198	1	1%	199
PATHGROUP LABS LLC		94	104	53%	198
Life Care Center of Punta Gorda	1	186	11	6%	198
ANCIENT CITY PEDIATRICS		187	11	6%	198
DEPARTMENT OF HEALTH & HUMAN SERVICES		198			198
ADVENT HEALTH - CARROLLWOOD	4	169	25	13%	198
MINUTECLINIC LLC #5157		162	34	17%	196
FIRST CHOICE PEDIATRICS		126	70	36%	196
GLENRIDGE ON PALMER RANCH,THE		189	7	4%	196
CORAL REEF NURSING & REHAB CENTER		194	2	1%	196
Solaris Senior Living North Naples ALF		189	7	4%	196
MACTOWN, INC		194	1	1%	195
WIREGRASS DIRECT PRIMARY CARE PLLC□		165	30	15%	195
ASCENSION MEDICAL GROUP		2	193	99%	195
AVON PARK PEDIATRICS INC	3	172	19	10%	194
LASER & SURGERY CENTER OF THE PALM BEACHES□		193	1	1%	194
Orchid Cove at Sarasota		192	1	1%	193
ADVANCED AMBULATORY SURGERY CENTER		183	10	5%	193
SUPERIOR RESIDENCES OF PANAMA CITY BEACH		187	6	3%	193
Bayside Health and Rehabilitation		164	29	15%	193
San Jose Health & Rehabilitation		190	3	2%	193
ESTERO ISLAND MEDICAL CENTER		158	34	18%	192
AMERICAN FINNISH NURSING HOME	1	185	5	3%	191
FLOMEDILAB		19	170	90%	189
BAPTIST PRIMARY CARE, INC		174	15	8%	189
Nspire Health Care Kendall		179	10	5%	189
WASHINGTON REHAB AND NURSING		180	9	5%	189
FORT PIERCE HEALTH CARE		184	5	3%	189
HEALTH LINK DIAGNOSTIC LABORATORIES		182	6	3%	188
FIRST CHOICE PRIMARY CARE		148	40	21%	188
FORT MYERS REHABILITATION AND NURSING CENTER		164	24	13%	188
WOMEN'S CARE FLORIDA LABORATORY		183	5	3%	188
AMBULATORY SURGERY CENTER OF BOCA RATON LTD		186	1	1%	187
RIVERWOOD HEALTH NH LLC		148	39	21%	187
NEO GENOMICS - FORT MYERS	1	181	5	3%	187
NSPIRE HEALTHCARE LAUDERHILL		181	6	3%	187
PLANTATION NURSING & REHAB CENTER		186			186
OCEAN REEF MEDICAL CENTER		150	35	19%	185
CYPRESS POINT LIVING, LLC		172	13	7%	185
ADVENT HEALTH - ORLANDO		138	47	25%	185
ADVENT		172	13	7%	185

COVID-19: testing by laboratory

Data through Jan 20, 2021 verified as of Jan 21, 2021 at 09:25 AM

Data in this report are provisional and subject to change.

The numbers in the table below represent the number of Florida and non-Florida residents for whom test results were received by the Department of Health. A person can be tested by more than one laboratory and can have both positive and negative results. **Therefore, the sum of the numbers in each column will be larger than the total number of people tested.**

Reporting lab	Inconclusive	Negative	Positive	Percent positive	Total
BAYVIEW CENTER		183	2	1%	185
CENTERSTONE OF FLORIDA☐		172	13	7%	185
ARCPPOINT LABS OF ST PETERSBURG		118	67	36%	185
Whispering Oaks	9	153	23	12%	185
JAMES A HALEY VETERANS HOSPITAL			184	100%	184
EXCEL PEDIATRICS		145	39	21%	184
ADVENT HEALTH CENTRA CARE - DAYTONA BEACH		93	91	49%	184
PALM GARDEN OF WEST PALM BEACH☐	2	167	15	8%	184
ST. JAMES BAY HEALTH AND REHABILITATION CENTER		183	1	1%	184
PAVILION FOR HEALTHCARE, THE		183	1	1%	184
ATLANTIC URGENT CARE		125	59	32%	184
ABBIEJEAN RUSSELL CARE CENTER☐		183			183
ADVENT HEALTH CENTRA CARE - WESLEY CHAPEL		13	170	93%	183
FLORIDA KEYS PEDIATRICS & ADOLESCENT CENTER		173	9	5%	182
TRINITY REGIONAL REHAB CENTER		167	15	8%	182
BOCA RATON REHABILITATION CENTER	4	174	3	2%	181
NADAL PEDIATRICS - VICTORIA STREET (3385)		153	28	15%	181
INN AT ASTON GARDENS, THE		176	5	3%	181
CONSULATE HEALTH CARE OF MELBOURNE		178	3	2%	181
LAKE VIEW CARE CENTER AT DELRAY		176	5	3%	181
CENTRA CARE – AZALEA PARK		98	82	46%	180
AMERICAN MEDICAL RESPONSE		176	4	2%	180
BROOKDALE FORT MYERS CYPRESS LAKE		179	1	1%	180
SUNSHINE URGENT CARE LLC		114	66	37%	180
Avante at Inverness		180			180
ADVENTHEALTH MEDICAL GROUP PROMPT CAR	1	123	55	31%	179
Consulate Healthcare of West Palm Beach		165	14	8%	179
KINDRED HOSPITAL	7	169	3	2%	179
NIGHT LITE PEDIATRICS WINTER GARDEN		144	35	20%	179
NAPLES CHILDREN'S URGENT CARE		140	39	22%	179
Life Care Center at Inverrary		176	2	1%	178
FRICKS PHARMACY		133	45	25%	178
ARBOR FACILITY INC		178			178
FINLAY CLINICAL LABORATORY INC		36	141	80%	177
ADVENT HEALTH CENTRA CARE - CARROLLWOOD		5	172	97%	177
ENCOMPASS HEALTH REHABILITATION HOSPITAL	5	169	3	2%	177
BAPTIST HEALTH PRIMARY CARE	1	134	41	23%	176
Heritage Park Rehabilitation & Healthcare		159	17	10%	176
JACKSONVILLE KIDS PEDIATRICS, PLLC		152	24	14%	176
Emory L Bennett State Veterans Nursing Home		173	2	1%	175
LAKESIDE NEUROLOGIC		167	8	5%	175
OAKBROOK HEALTH AND REHABILITATION CENTER	1	160	14	8%	175
Crossbreeze care center		174	1	1%	175
UCC - WELLINGTON		1	174	99%	175
MEDICAL CONSULTANTS OF FLORIDA LLC	1	142	31	18%	174
Consulate Health Care of St. Petersburg		174			174
ST CATHERINE'S WEST REHABILITATION HOSPITAL		164	10	6%	174

COVID-19: testing by laboratory

Data through Jan 20, 2021 verified as of Jan 21, 2021 at 09:25 AM

Data in this report are provisional and subject to change.

The numbers in the table below represent the number of Florida and non-Florida residents for whom test results were received by the Department of Health. A person can be tested by more than one laboratory and can have both positive and negative results. **Therefore, the sum of the numbers in each column will be larger than the total number of people tested.**

Reporting lab	Inconclusive	Negative	Positive	Percent positive	Total
OKEECHOBEE COUNTY HEALTH DEPT	1	109	63	36%	173
ASTON GARDENS AT PELICAN MARSH		169	3	2%	172
NORTH FLORIDA PEDIATRICS - MARIANNA		136	36	21%	172
Heartland Healthcare of Ft. Myers	1	171			172
WATERMARK LAKE POINTE WOODS LLC		154	18	10%	172
CONEY ISLAND HOSPITAL		167	5	3%	172
HOLLEY NAVARRE MEDICAL CLINIC		118	53	31%	171
CYPRESS COVE		166	4	2%	170
Life Care Center of Sarasota		159	11	6%	170
The Inn at Sarasota Bay Club		168	2	1%	170
AZALEA TRACE		158	12	7%	170
BAPTIST PRIMARY CARE INC		149	20	12%	169
GOOD SAMARITAN SOCIETY OF DELAND		159	10	6%	169
PADDOCK RIDGE		166	3	2%	169
PEDIATRICS BY THE SEA		166	3	2%	169
HUNT CLUB PEDIATRIC ASSOCIATES, P.A.		141	28	17%	169
PANAMA CITY DEVELOPMENTAL CENTER		168			168
CANTERFIELD OF CLAY COUNTY		132	36	21%	168
HOLISTIX TREATMENT CENTERS		162	6	4%	168
URGENT CARE OF THE PALM BEACHES, NORTH PALM BEACH			167	100%	167
HOSPITAL FOR SPECIAL SURGERY		164	2	1%	166
PALM BEACH PEDIATRICS PA	2	151	13	8%	166
PEDIATRIC ASSOCIATES OF OCALA PA		147	19	11%	166
BROOKDALE PADDOCK HILLS		165			165
ADVENT HEALTH CENTRA CARE - TEMPLE TERRACE	1	103	61	37%	165
COLONY CLUB ALF,THE		153	12	7%	165
TARPON POINT NURSING AND REHABILITATION CENTER		164	1	1%	165
MINUTECLINIC LLC #214		139	26	16%	165
ALLSOUTH URGENT CARE		3	162	98%	165
ANTHEM LAKES LLC		151	13	8%	164
ADVENT HEALTH CENTRA CARE - OVIEDO		63	101	62%	164
EVENT MED SERVICES LABORATORY		161	3	2%	164
FLORIDA HEALTH CARE PLAN INC		2	162	99%	164
TRI COUNTY NURSING HOME		162	1	1%	163
EDGEWOOD NURSING CENTER		156	7	4%	163
DOCTORS MEMORIAL HOSPITAL		44	119	73%	163
BRADENTON HEALTH CARE		163			163
ORLANDO HEALTH EMERGENCY DEPARTMENT		152	11	7%	163
ALL SEASONS NAPLES LLC		160	2	1%	162
SARNO EXTENDED HOURS		104	58	36%	162
CANTERFIELD OF OCALA, LLC		154	7	4%	161
SOMERBY LAKE NONA		154	7	4%	161
LAB CORP	1	93	67	42%	161
Concordia Village of Tampa AL		157	3	2%	160
KEYSTONE REHAB		160			160
GREENBRIAR REHABILITATION AND NURSING CENTER	1	159			160
BORLAND GROOVER CLINIC	1	131	28	18%	160

COVID-19: testing by laboratory

Data through Jan 20, 2021 verified as of Jan 21, 2021 at 09:25 AM

Data in this report are provisional and subject to change.

The numbers in the table below represent the number of Florida and non-Florida residents for whom test results were received by the Department of Health. A person can be tested by more than one laboratory and can have both positive and negative results. **Therefore, the sum of the numbers in each column will be larger than the total number of people tested.**

Reporting lab	Inconclusive	Negative	Positive	Percent positive	Total
WHITE WILSON MEDICAL IMMEDIATE CARE NICEVILLE		1	158	99%	159
STATMED QUICK QUALITY CLINIC AT NORTH PINELLAS		65	94	59%	159
CLINICAL ENTERPRISE, INC		143	15	9%	158
ST MARK VILLAGE		154	4	3%	158
DISCOVERY VILLAGE AT NAPLES		142	16	10%	158
The Waterford		158			158
WUESTHOFF REF LABORATORY			158	100%	158
BOND CLINIC, PA		114	43	27%	157
ONESTOP MEDICAL AND URGENT CARE LLC		125	32	20%	157
PRIMECARE OF DOTHAN		108	49	31%	157
OSPREY VILLAGE AT AMELIA ISLAND LTD		150	7	4%	157
Englewood Healthcare and Rehab		141	15	10%	156
TUSCAN GARDENS OF VENETIA MANAGEMENT COMPANY		150	6	4%	156
BEACON AT GULF BREEZE, THE	2	147	7	4%	156
TIMBERRIDGE NURSING HOME & REHAB		123	33	21%	156
ARCADIA HEALTH AND REHABILITATION CENTER		100	56	36%	156
PORT SAINT LUCIE HOSPITAL		152	3	2%	155
NORTH FLORIDA PEDIATRICS PA - DUVAL		133	22	14%	155
Surrey Place Healthcare and Rehabilitation		154	1	1%	155
PRUITT HEALTH		153	2	1%	155
CHIPOLA MEDICAL ASSOCIATES, LLC		97	58	37%	155
PALMS REHABILITATION AND HEALTHCARE CENTER		145	10	6%	155
COCOA BEACH/ADVENT CENTRA		41	114	74%	155
LAUREL POINT CARE ACQUISITION LLC DBA SANDGATE GARDENS REHAB AND NURSI		146	9	6%	155
KR at Hillsborough Lakes/Lutz Healthcare		150	5	3%	155
TAVARES PEDIATRICS		129	25	16%	154
CORAL GABLES NURSING & REHABILITATION CENTER		146	8	5%	154
PALMETTTO FACILITY INC	1	153			154
PATRIOT MEDICAL LABORATORIES		148	5	3%	153
PALM HARBOR FAMILY PRACTICE & WALK-IN		108	44	29%	152
AMELIA MEDICAL CARE		14	138	91%	152
CITRUS HEALTH AND REHAB		128	24	16%	152
Cross Terrace REhabilitation		151	1	1%	152
24/7 PEDIATRIC CARE CENTERS INC		139	13	9%	152
FAWCETT MEMORIAL HOSPITAL-LAB		39	112	74%	151
VETERANS AFFAIRS ORLANDO VA MEDICAL CENTER			151	100%	151
DIAMOND RIDGE		147	4	3%	151
VIERA MANOR ASSISTED LIVING RESIDENCE		143	7	5%	150
CSL PLASMA		28	122	81%	150
FHMG FLORIDA HOSPITAL MEDICAL GROUP		126	24	16%	150
EXOSOME DIAGNOSTICS	1	133	16	11%	150
WOODBRIIDGE FACILITY INC		145	4	3%	149
GENE BY GENE		61	88	59%	149
PRECISION HEALTH RESOURCES, LLC	1	133	15	10%	149
BENDERSON FAMILY SKILLED NURSING AND□		133	15	10%	148
LIFE CARE CENTER OF PORT ST. LUCIE		141	7	5%	148
Chatham Glen Healthcare and Rehabilitation Center		143	5	3%	148

COVID-19: testing by laboratory

Data through Jan 20, 2021 verified as of Jan 21, 2021 at 09:25 AM

Data in this report are provisional and subject to change.

The numbers in the table below represent the number of Florida and non-Florida residents for whom test results were received by the Department of Health. A person can be tested by more than one laboratory and can have both positive and negative results. **Therefore, the sum of the numbers in each column will be larger than the total number of people tested.**

Reporting lab	Inconclusive	Negative	Positive	Percent positive	Total
ARDEN COURTS OF LARGO FL, LLC		137	10	7%	147
CAYUGA MEDICAL CENTER AT ITHACA		144	3	2%	147
BAY VUE NURSING AND REHABILITATION CENTER		137	10	7%	147
YOUR FAMILY WALK-IN CLINIC		4	143	97%	147
GOLD CHOICE SENIOR COMMUNITIES		106	40	27%	146
TUSCAN GARDENS OF PALM COAST		144	2	1%	146
ADVENT HEALTH CENTRA CARE - ST. CLOUD		131	15	10%	146
WALGREENS 10670		129	16	11%	145
REGENCY CARE OF BLOUNTSTOWN LLC		135	10	7%	145
MATHISON RETIREMENT COMMUNITY, INC		139	6	4%	145
EDWARD J HEALEY REHAB & NURSING CENTER		145			145
MIRACLE HILL NURSING & REHABILITATION CENTER INC		140	5	3%	145
SUWANNEE VALLEY NURSING CENTER		134	10	7%	144
ROSECASTLE OF ZEPHRHILLS		142	2	1%	144
GUEST HOUSE OCALA, THE		141	3	2%	144
NCRNC INC		140	4	3%	144
FIRST CHOICE PEDIATRICS SEMORAN		79	64	45%	143
JEFFERY WEINZWEIG		2	141	99%	143
Coastal Health and Rehabilitation Center		135	8	6%	143
Quail Run Health Care Center		143			143
AMA MEDICAL GROUP LLC		116	26	18%	142
LEESBURG PEDIATRICS		132	10	7%	142
DE LUNA HEALTH AND REHABILITATION CENTER		130	12	8%	142
ELMCROFT PINECREST	1	136	5	4%	142
REFUAH HEALTH CENTER LABORATORY		137	5	4%	142
ZON BEACHSIDE LLC		117	25	18%	142
UNITED CLINICAL LABORATORIES		132	9	6%	141
PORT ST LUCIE REHABILITATION AND HEALTHCARE		98	43	30%	141
GLADES HEALTH CARE CENTER		138	3	2%	141
RAINBOW PEDIATRIC CENTER PA		128	13	9%	141
BARKLEY PLACE	1	137	3	2%	141
PALM BEACH COUNTY HEALTH DEPT LAB	3	132	6	4%	141
NO FLORIDA PEDIATRICS, PA		119	21	15%	140
PIONEER CLINICAL LAB LLC		85	55	39%	140
MEADOWCREST FAMILY PHYSICIANS		92	48	34%	140
VITAS HEALTHCARE CORPORATION		137	2	1%	139
VENICE REGIONAL BAYFRONT HEALTH (PULMONARY)		126	13	9%	139
NEW YORK CITY DEPARTMENT OF HEALTH & MENTAL		114	25	18%	139
Gulf Coast Healthcare (Longwood Health and Rehab		118	21	15%	139
AMERICAN PATHOLOGY PARTNERS		136	2	1%	138
ADVENT HEALTH - LAKE NONA		116	22	16%	138
WRIGHTS HEALTH CARE AND REHABILITATION CENTER		108	30	22%	138
DISCOVERY VILLAGE AT MELBOURNE		129	9	7%	138
MAGNOLIA FAMILY URGENT CARE		116	22	16%	138
MANOR AT BLUEWATER BAY		131	6	4%	137
MOBILE INFIRMARY MED CENTER PATH LAB		122	15	11%	137
ADVENT HEALTH CENTRA CARE - WINTER GARDEN		74	63	46%	137

COVID-19: testing by laboratory

Data through Jan 20, 2021 verified as of Jan 21, 2021 at 09:25 AM

Data in this report are provisional and subject to change.

The numbers in the table below represent the number of Florida and non-Florida residents for whom test results were received by the Department of Health. A person can be tested by more than one laboratory and can have both positive and negative results. **Therefore, the sum of the numbers in each column will be larger than the total number of people tested.**

Reporting lab	Inconclusive	Negative	Positive	Percent positive	Total
ADVENT HEALTH CENTRA CARE - CITRUS PARK		9	128	93%	137
PPC-LAB EDI ORCHARD BI		129	8	6%	137
US MEDICAL CARE, INC		122	15	11%	137
ADVENT HEALTH CENTRA CARE - ORANGE CITY	1	53	82	60%	136
MORSELIFE MEMORY CARE RESIDENCE		130	6	4%	136
BRIGHTON EGGERT PHARMACY INC		131	5	4%	136
LUIS A GHIGLINO MD PA		131	4	3%	135
LABORATORY OF FLORIDA		83	52	39%	135
IRL MARKET LAB ALACHUA		104	31	23%	135
ARTHREX MEDICAL CENTER		48	87	64%	135
PRECISION GENETICS, INC		132	2	1%	134
ADVENT HEALTH CENTRA CARE - DELAND		28	106	79%	134
ADVANCED MEDICAL CENTER		86	48	36%	134
SUNNY HILLS ALF OF SEBRING INC		123	10	8%	133
Sunnyside Nursing Home		130	3	2%	133
DOCTORS MEMORIAL FAMILY PRACTICE	2	99	32	24%	133
FHMG-FLORIDA HOSPITAL MEDICAL GROUP		112	21	16%	133
FORT WALTON REHABILITATION CENTER		96	37	28%	133
ADVENT HEALTH CENTRA CARE - LONGWOOD		26	106	80%	132
MILLENNIUM LAB SERVICES			132	100%	132
THE REHABILITATION CENTER OF LAKE CITY		127	5	4%	132
SOUTH BALDWIN REGIONAL MEDICAL CENTER		124	8	6%	132
SANDY PINES	2	118	12	9%	132
GRAVITY DIAGNOSTICS, LLC		36	96	73%	132
INTEGRATED REGIONAL LABORATORIES		119	12	9%	131
LONGWOOD HEALTH AND REHABILITATION CENTER		125	6	5%	131
THE WELLNESS CENTER AT LAKEWOOD RANCH		43	88	67%	131
UNIVERSITY OF MIAMI		11	120	92%	131
WEDGEWOOD HEALTHCARE CENTER		90	40	31%	130
ADVENT HEALTH CENTRA CARE - AZALEA PARK		112	18	14%	130
JACKSONVILLE NURSING AND REHAB CENTER		125	5	4%	130
GENETWORKX		17	113	87%	130
GRACE PEDIATRICS		106	24	18%	130
DAYSRING VILLAGE		110	20	15%	130
The Crossroads		129	1	1%	130
PROVIDENCE HOSPITAL LABORATORY		123	7	5%	130
BMHSI-AEL MICROBIOLOGY LABORATORY	2	102	25	19%	129
CENTRACARE		17	112	87%	129
ADVENT HEALTH CARE CENTER		120	9	7%	129
DOCTOR'S IN HOUSE LABORATORY		18	111	86%	129
LabCorp L#09258090 M#09258105		73	56	43%	129
PONTE VEDRA GARDENS		127	1	1%	128
PEDIATRICS OF GREATER ORLANDO		113	15	12%	128
TRI-COUNTY NURSING HOME		117	10	8%	127
GESSLER CLINIC PA		98	29	23%	127
LAKEVIEW INTERNAL MEDICINE		77	50	39%	127
HILLSBOROUGH COUNTY DEVELOPMENTAL CTR	1	117	8	6%	126

COVID-19: testing by laboratory

Data through Jan 20, 2021 verified as of Jan 21, 2021 at 09:25 AM

Data in this report are provisional and subject to change.

The numbers in the table below represent the number of Florida and non-Florida residents for whom test results were received by the Department of Health. A person can be tested by more than one laboratory and can have both positive and negative results. **Therefore, the sum of the numbers in each column will be larger than the total number of people tested.**

Reporting lab	Inconclusive	Negative	Positive	Percent positive	Total
ROSECASTLE OF CITRUS		124	2	2%	126
LAKEVIEW TERRACE RETIREMENT COMMUNITY		113	13	10%	126
MID FLORIDA PATHOLOGY LLC MOBILE UNIT #4		87	39	31%	126
GRAVITY DIAGNOSTICS		43	82	66%	125
DAIRY ROAD URGENT CARE		70	55	44%	125
FOUNTAIN INN NURSING & REHABILITATION CTR, INC		119	6	5%	125
NORTH FLORIDA INTERNAL MEDICINE PA		99	26	21%	125
ST ANTHONYS REHABILITATION HOSPITAL	6	117	2	2%	125
SPRINGS AT LAKE POINTE WOODS		123	2	2%	125
SOUTH CAMPUS FACILITY INC		119	5	4%	124
LIFE CARE CENTER OF ALTAMONTE SPRINGS		102	22	18%	124
SARAPATH DIAGNOSTICS		33	91	73%	124
THE CLUB AND REHABILITATION CENTER		123	1	1%	124
PALMS MEDICAL GROUP HIGH SPRINGS		103	21	17%	124
ADVANCED MEDICAL GROUP		1	122	99%	123
MV MEDICAL PRACTICE DBA PRIMARY URGENT CARE		116	7	6%	123
MANOR CARE OF PALM HARBOR		122			122
SHOAL CREEK REHABILITATION CENTER		80	42	34%	122
WESLEY HAVEN VILLA	1	113	8	7%	122
CHARTER SENIOR LIVING OF PANAMA CITY BEACH		101	20	17%	121
ADVENT HEALTH CENTRA CARE - BRANDON		30	91	75%	121
PARKVIEW HEALTH		121			121
FAMILY EXTENDED CARE OF CENTRAL TAMPA		109	12	10%	121
BAY EDUCATORS WELLNESS CENTER		71	49	41%	120
MEYER PEDIATRICS		107	13	11%	120
COQUINA CENTER		118	2	2%	120
MEDIPATH LLC		2	118	98%	120
VI AT BENTLEY VILLAGE HOME CARE		120			120
WALGREENS 3173		108	11	9%	119
COASTAL INTERNAL MEDICINE		92	27	23%	119
PROVISTA DIAGNOSTICS, INC		116	3	3%	119
STEWART MEDICAL GROUP		34	85	71%	119
URGENT CARE TCMA			119	100%	119
BOSTON RED SOX CLUB LP		117	2	2%	119
PALMS FACILITY INC		104	15	13%	119
FOUNTAINS OF HOPE LLC, THE		118	1	1%	119
MATHISON RETIREMENT COMMUNITY		114	5	4%	119
WIMAUMA COMMUNITY HEALTH CENTER		92	27	23%	119
COASTAL HEALTH AND REHAB		110	8	7%	118
ISLAND HEALTH AND REHABILITATION CENTER		118			118
RDX BIOSCIENCE		60	58	49%	118
CHILDREN MED CARE INC		100	18	15%	118
ASAP LABS LLC		106	12	10%	118
FLORIDA HEALTH CARE PLANS			118	100%	118
CROSSWINDS HEALTH AND REHABILITATION CENTER		118			118
Lakeside Nursing and Rehabilitation Center	1	91	25	21%	117
VILLAGE PLACE NH LLC		93	24	21%	117

COVID-19: testing by laboratory

Data through Jan 20, 2021 verified as of Jan 21, 2021 at 09:25 AM

Data in this report are provisional and subject to change.

The numbers in the table below represent the number of Florida and non-Florida residents for whom test results were received by the Department of Health. A person can be tested by more than one laboratory and can have both positive and negative results. **Therefore, the sum of the numbers in each column will be larger than the total number of people tested.**

Reporting lab	Inconclusive	Negative	Positive	Percent positive	Total
SONATA DELRAY BEACH		109	8	7%	117
NEIGHBORHOOD MEDICAL CENTER		112	5	4%	117
PINNACLES PEDS CARE PA		117			117
LEE COUNTY SCHOOL DISTRICT	1	108	7	6%	116
ARDEN COURTS OF TAMPA□		115	1	1%	116
QUEENS HOSPITAL CENTER		109	7	6%	116
Nemours Children's Urgent Care		80	36	31%	116
MINUTECLINIC DIAGNOSTIC OF RHODE ISLAND, LLC #729		111	4	3%	115
WORKPLACE SCREENING INTELLIGENCE			115	100%	115
BELVEDERE COMMONS OF FORT WALTON BEACH		106	9	8%	115
FARAH MEDICAL		107	8	7%	115
LA MER NH LLC□		111	4	3%	115
Hampton Court Nursing and Rehabilitation Center		113	1	1%	114
REGENCY PARK		96	18	16%	114
AFTER HOURS PEDIATRICS INC	1	1	112	98%	114
ALL FLORIDA FAMILY AND SPORTS MEDICINE		100	14	12%	114
MILLER BIOCONNECT		95	19	17%	114
CORE BIO LABS		74	40	35%	114
SUNFLOWER SPRINGS ASSISTED LIVING		105	8	7%	113
RDV SPORTSPLEX PEDIATRICS		94	19	17%	113
THE RESIDENCE AT TIMBER PINES	4	101	8	7%	113
TREASURE COAST MEDICAL ASSOCIATES		4	108	96%	112
ALLIED HEALTH FORT PIERCE		112			112
CENTRA CARE - HUNTER'S CREEK		52	59	53%	111
NORTH FL SOUTH GA HCS-MALCOM RANDALL VAMC			111	100%	111
Signature healthcare of Jacksonville		106	5	5%	111
FAMILY EXPRESS URGENT CARE			111	100%	111
HIALEAH SHORES NURSING AND REHAB CENTER		103	8	7%	111
PHYSICIANS REGIONAL MEDICAL CENTER - PINE RIDGE		19	92	83%	111
LAKE HOUSE ASSISTED LIVING		92	17	16%	109
TIFFANY HALL NURSING AND REHAB CENTER		100	9	8%	109
SEASIDE HEALTH AND REHABILITATION CENTER		52	57	52%	109
NATURE COAST MEDICAL GROUP		50	59	54%	109
MG PORT CHARLOTTE II SUBTENANT LLC		97	11	10%	108
LCS SANDHILL COVE LLC DBA	3	100	5	5%	108
EVANS HEALTH CARE		106	2	2%	108
SUNY UPSTATE MEDICAL UNIVERSITY		101	6	6%	107
SURREY PLACE CARE CENTER		102	5	5%	107
GRAND OAKS HEALTH & REHABILITATION		106	1	1%	107
ADVENT HEALTH CENTRA CARE - SANFORD		28	79	74%	107
DIAGNOSTIC LABORATORY OF OKLAHOMA		85	22	21%	107
FLORIDA DEPARTMENT OF HEALTH IN LAKE COUNTY	1	68	37	35%	106
MINUTECLINIC LLC #4987		92	14	13%	106
HEART OF FLORIDA REGIONAL MED CTR		35	71	67%	106
BAY VIEW HEALTHCARE		85	21	20%	106
WILLOW BROOKE COURT AT AZALEA TRACE		105			105
LAB DOCTOR		90	15	14%	105

COVID-19: testing by laboratory

Data through Jan 20, 2021 verified as of Jan 21, 2021 at 09:25 AM

Data in this report are provisional and subject to change.

The numbers in the table below represent the number of Florida and non-Florida residents for whom test results were received by the Department of Health. A person can be tested by more than one laboratory and can have both positive and negative results. **Therefore, the sum of the numbers in each column will be larger than the total number of people tested.**

Reporting lab	Inconclusive	Negative	Positive	Percent positive	Total
MEDICAL CONSULTANTS OF FLORIDA DBA	1	90	14	13%	105
PHYSICIANS REGIONAL CLINIC		82	22	21%	104
GRANDE, THE	2	98	4	4%	104
ARDEN COURTS OF FORT MYERS		102	2	2%	104
NORTH VISTA HOSPITAL LABORATORY		83	21	20%	104
BROOKDALE COLONIAL PARK	2	101	1	1%	104
UNIVERSITY MEDICAL CENTER SUITES		91	13	13%	104
MONTEFIORE MEDICAL CENTER LABORATORIES - MOSES		95	9	9%	104
CHERRY OAK PALM BEACH COUNTY		98	6	6%	104
HOBDARI FAMILY HEALTH LLC		72	31	30%	103
TUSCAN ISLE CHAMPIONSGATE OP CO LLC		101	2	2%	103
SMILEY MEDICAL GROUP		75	28	27%	103
FAWCETT MEMORIAL HOSPITAL LABORATORY			103	100%	103
AMERICAN HOUSE-BONITA SPRINGS		102	1	1%	103
GULF COAST MEDICAL CENTER		100	3	3%	103
SONATA COCONUT CREEK	2	86	15	15%	103
PREDICTIVE LABORATORIES, INC	1	89	12	12%	102
HEALTH CARE DISTRICT OF PALM BEACH COUNTY	1	10	91	89%	102
WALGREENS 6221		91	11	11%	102
CRANE CENTER		75	26	26%	101
EAST NEW YORK DIAGNOSTIC AND TREATMENT		96	5	5%	101
NO FLORIDA PEDIATRICS, PA - BRADFORD		86	15	15%	101
ISLAND URGENT CARE PLLC DBA AFC URGENT CARE		100	1	1%	101
IQBAL A FARUQUI MD		78	23	23%	101
ARDEN COURTS OF DELRAY BEACH FL LLC	3	97	1	1%	101
PROMPT CARE OF CENTRAL FLORIDA			100	100%	100
Consulate Health Care of Port Charlotte		98	2	2%	100
MD 365 MEDICAL CARE		99	1	1%	100
CARENOW URGENT CARE - LAKE MARY			100	100%	100
RESEARCH CENTERS OF AMERICA, LLC		80	20	20%	100
CLARE BRIDGE OF SARASOTA		99	1	1%	100
Courtyards of Orlando Care Center		94	6	6%	100
DOLPHIN POINTE HEALTH CARE LLC		85	15	15%	100
ADVANCED MEDICAL OF NAPLES LLC		46	53	54%	99
NAVY HOSPITAL			99	100%	99
CENTRAL FLORIDA HEALTH CARE		47	52	53%	99
CABANA AT JENSEN DUNES, THE		98	1	1%	99
WHITE-WILSON MEDICAL CENTER - FORT WALTON BEACH		95	4	4%	99
URINEGOODHANDS LLC		96	2	2%	98
PINELLAS CARE CENTER		71	27	28%	98
PLAZA OF HALLANDALE BEACH		98			98
TRADITION MEDICAL CENTER LABORATORY		48	50	51%	98
FLORIDA COMMUNITY HEALTH CENTERS INC			98	100%	98
KINDRED HOSPITAL THE PALM BEACHES		94	4	4%	98
SEMINOLE COUNTY HEALTH DEPARTMENT		79	19	19%	98
ADVENT HEALTH CENTRA CARE - HUNTERS CREEK	3	53	42	43%	98
ADVENT HEALTH CENTRA CARE - APOPKA NORTH		71	26	27%	97

COVID-19: testing by laboratory

Data through Jan 20, 2021 verified as of Jan 21, 2021 at 09:25 AM

Data in this report are provisional and subject to change.

The numbers in the table below represent the number of Florida and non-Florida residents for whom test results were received by the Department of Health. A person can be tested by more than one laboratory and can have both positive and negative results. **Therefore, the sum of the numbers in each column will be larger than the total number of people tested.**

Reporting lab	Inconclusive	Negative	Positive	Percent positive	Total
220 GOLDEN, LLC	1	81	15	15%	97
GLOBAL CENTRAL LABS AT PPD	2	87	8	8%	97
VILLAGE PEDIATRICS LLC		74	23	24%	97
HUNT CLUB PEDIATRIC ASSOCIATES PA		52	45	46%	97
NOVARI CARE LLC		70	27	28%	97
PANAMA PHARMACY	3	78	16	16%	97
HEALTH CENTERS AT BRENTWOOD		96	1	1%	97
CARENOW LAKE MARY			97	100%	97
PHYSICIAN PARTNERS PERRY		45	51	53%	96
BAYSHORE MEMORY CARE☐		96			96
WHITE PLAINS HOSPITAL CENTER LAB		92	4	4%	96
ADVENTHEALTH CENTRA CARE WINTER HAVEN		3	93	97%	96
PEDIATRIC ASSOCIATES ORLANDO		82	14	15%	96
HARBORCHASE OF VERO BEACH		86	10	10%	96
THE TERRACE OF KISSIMMEE		80	15	16%	95
GEORGIA DEPARTMENT OF PUBLIC HEALTH		1	94	99%	95
FINNISH AMERICAN REST HOME-ALF		93	2	2%	95
ARBOR TRAIL		77	18	19%	95
ARCPPOINT LABS OF SARASOTA MANATEE		29	66	69%	95
VISTA MANOR		92	3	3%	95
CROSS CITY REHABILITATION AND HEALTH CARE CENTER		72	23	24%	95
NADAL PEDIATRICS		84	11	12%	95
ADVENT HEALTH CENTRA CARE - KISSIMMEE		61	34	36%	95
DEVANSH LAB WERKS INC		79	16	17%	95
THE COURTYARD ASSISTED LIVING		91	4	4%	95
BROWARD HEALTH CORAL SPRINGS EPIDEMIOLOGY DEPT		1	94	99%	95
WESTCHESTER MEDICAL CENTER		93	2	2%	95
PEDIATRIC SPECIALISTS MEDICAL GROUP☐	1	84	9	10%	94
UNIVERSITY HEALTH SYSTEM INC		84	10	11%	94
PICH KTM CORP DBA MEDTOWN PHARMACY		79	15	16%	94
AYERS HEALTH & REHABILITATION CENTER		90	4	4%	94
TGH URGENT CARE – SEMINOLE			94	100%	94
OAKS OF KISSIMMEE HEALTH AND REHABILITATION CENTER		94			94
CHARLES CROFT MD	1	92	1	1%	94
DIAGNOSTIC SOLUTIONS		3	91	97%	94
SIGNATURE HEALTHCARE OF PORT CHARLOTTE		86	7	8%	93
SOUTH BALDWIN MEDICAL CENTER GULF SHORES		73	20	22%	93
SUMMERFIELD EMERGENCY ROOM		72	21	23%	93
RITECARE MEDICAL CENTER		52	41	44%	93
WELLNOW URGENT CARE PC		93			93
North Lake Care Center		92	1	1%	93
MARKET STREET VIERA		92	1	1%	93
CLINICA HISPANA		1	91	99%	92
WELL HEALTH WORKS	1	84	7	8%	92
CLEVELAND CLINIC FOUNDATION		12	80	87%	92
VIPEDIATRICS PLLC		86	6	7%	92
FAMILY MEDICAL CARE OF PALM BEACH		41	50	55%	91

COVID-19: testing by laboratory

Data through Jan 20, 2021 verified as of Jan 21, 2021 at 09:25 AM

Data in this report are provisional and subject to change.

The numbers in the table below represent the number of Florida and non-Florida residents for whom test results were received by the Department of Health. A person can be tested by more than one laboratory and can have both positive and negative results. **Therefore, the sum of the numbers in each column will be larger than the total number of people tested.**

Reporting lab	Inconclusive	Negative	Positive	Percent positive	Total
HURLBURT FIELD CLINIC		39	52	57%	91
FLAGLER COUNTY DETENTION CENTER		89	2	2%	91
CITRUS MEMORIAL HOSPITAL			91	100%	91
DB MD		84	7	8%	91
HERON CLUB AT PRESTANCIA		89	2	2%	91
ST MARK ASSISTED LIVING CENTER	1	79	11	12%	91
ADVENT HEALTH CENTRA CARE - WATERMAN		78	12	13%	90
Avante at Melbourne		90			90
KEYS MEDICAL GROUP			90	100%	90
ALTAMONTE MD			90	100%	90
HOSPICE OF ST FRANCIS INC□		87	3	3%	90
HEARTLAND PEDIATRICS OF LAKE PLACID PA		75	15	17%	90
MY CLINICAL LAB INC		17	72	81%	89
FLORIDA ATLANTIC UNIVERSITY STUDENT HEALTH		70	19	21%	89
KALEIDA HEALTH CENTER FOR LABORATORY		83	6	7%	89
VITAS HEALTHCARE CORPORATION OF FLORIDA		87	2	2%	89
AVERO DIAGNOSTICS		64	24	27%	88
CITRUS MEMORIAL HEALTH SYSTEM LAB		2	86	98%	88
FLORIDA HEALTH CARE PLANS INC		1	87	99%	88
WESTWOOD NURSING & REHAB		58	30	34%	88
VILLAS OF HOLLY BROOK - BRADENTON 14TH		88			88
KORGENE LAB	1	23	64	73%	88
GOVERNOR'S CREEK HEALTH & REHABILITATION		87	1	1%	88
SUMMIT MEDICAL GROUP		79	9	10%	88
PLANT CITY PEDIATRICS		76	12	14%	88
LATE HOURS URGENT CARE		50	38	43%	88
WILLOWBROOKE COURT AT ST ANDREWS ESTATES		83	4	5%	87
VIERA HOSPITAL			87	100%	87
BRANDON HEALTH AND REHABILITATION CENTER	1	85	1	1%	87
HAWKINS FAMILY MEDICINE LLC		52	35	40%	87
PACIFIC ANALYTICS			87	100%	87
ADVENT HEALTH - PALM HARBOR ER		64	23	26%	87
MAGNOLIA DIAGNOSTIC		2	84	98%	86
MACADAMS HOME HEALTH AGENCY		85	1	1%	86
FREEDOM INN AT TARPON SPRINGS		81	5	6%	86
JOHN KNOX VILLAGE OF FLORIDA ALF	1	83	2	2%	86
NORTH FLORIDA SPINE AND WELLNESS		66	19	22%	85
ADVENT HEALTH CENTRA CARE - SOUTH ORANGE		69	16	19%	85
JPR URGENT MEDICAL CARE		85			85
MIAMI SHORES NURSING & REHAB		85			85
BIODESIX, INC.		65	20	24%	85
MAINSTREAM DIAGNOSTIC LABORATORY LLC		73	12	14%	85
W. FRANK WELLS NURSING HOME		84	1	1%	85
DOS OF NORTH SHORES NURSING & REHAB CENTER		84			84
PINES OF SARASOTA GARDEN		84			84
NITE LITE PEDIATRICS – JACKSONVILLE		76	8	10%	84
ST PETERSBURG PEDIATRICS-SEMINOLE BLVD		68	16	19%	84

COVID-19: testing by laboratory

Data through Jan 20, 2021 verified as of Jan 21, 2021 at 09:25 AM

Data in this report are provisional and subject to change.

The numbers in the table below represent the number of Florida and non-Florida residents for whom test results were received by the Department of Health. A person can be tested by more than one laboratory and can have both positive and negative results. **Therefore, the sum of the numbers in each column will be larger than the total number of people tested.**

Reporting lab	Inconclusive	Negative	Positive	Percent positive	Total
QUICK CARE MED PL CR		80	4	5%	84
CLEARWATER STATMED QUICK QUALITY CLINICS		36	48	57%	84
NSPIRE HEALTHCARE TAMARAC		80	4	5%	84
BROOKDALE OF SPRING HILL	4	80			84
HARBORCHASE OF NAPLES		72	12	14%	84
NAVARRE GARDENS LLC		61	23	27%	84
LIFE BRITE		71	12	14%	83
J FRANK AVEY MD		65	18	22%	83
CAREMOUNT MEDICAL - PATHOLOGY		80	3	4%	83
ABSOLUTE GENOMICS		43	40	48%	83
LABCORP EMPLOYER SERVICES		82	1	1%	83
LAFAYETTE NURSING AND REHABILITATION CENTER		81	2	2%	83
CLYDE E LASSEN STATE VETERANS NURSING HOME		59	24	29%	83
QPS, LLC		81	2	2%	83
CONSULATE HEALTH CARE OF SARASOTA□		83			83
LAB		29	53	65%	82
Cross Landings Health and Rehabilitation		82			82
THE PAVILION FOR HEALTH CARE		72	10	12%	82
KINDRED HOSPITAL-BAY AREA-ST PETERSBURG LAB		78	3	4%	81
HOLISTIC PEDIATRICS GROUP LLC		68	13	16%	81
LECONTE MEDICAL CENTER LAB		63	18	22%	81
BIO-TECH CLINICAL LABORATORIES		41	40	49%	81
VILLA MARIA WEST SKILLED NURSING FACILITY		75	6	7%	81
RIDGEWOOD DIAGNOSTIC LABORATORY		77	4	5%	81
MIDWAY PRIMARY CARE, LLC		79	2	2%	81
MIAMI BEACH COMMUNITY HEALTH CENTER		1	79	99%	80
East Bay Rehabilitation Center		46	34	43%	80
LANDMARK, THE		38	42	53%	80
ISLAND DOCTORS		8	72	90%	80
SUNCOAST URGENT CARE		53	27	34%	80
RIVERSIDE RECOVERY OF TAMPA		79	1	1%	80
ARBOR GLEN AT ARBOR TRACE	2	70	8	10%	80
VETERANS AFFAIRS MEDICAL CENTER - PALO ALTO		28	51	65%	79
TGH URGENT CARE – TYRONE		2	77	97%	79
SONATA WEST		77	2	3%	79
STUART LODGE LIVING LLC		59	20	25%	79
MEMORY CARE OF NAPLES		79			79
CATHOLIC HEALTH SYSTEM DEPT LABORATORY		77	2	3%	79
CBS LABS OF TAMPA LLC		3	76	96%	79
BALMORAL TENANT SERVICES INC	1	43	35	44%	79
EDGEWATER AT WATERMAN VILLAGE		78	1	1%	79
ADVENT HEALTH CENTRA CARE - POINCIANA		35	44	56%	79
ANGELS DIAGNOSTIC GROUP		62	16	21%	78
CANOPY ON BERRYHILL, THE		48	30	38%	78
PRIME HEALTH OF NORTH PORT LLC		73	5	6%	78
ORLANDO LUTHERAN TOWERS ASSISTED LIVING		78			78
LAKE GIBSON VILLAGE, LLC		76	2	3%	78

COVID-19: testing by laboratory

Data through Jan 20, 2021 verified as of Jan 21, 2021 at 09:25 AM

Data in this report are provisional and subject to change.

The numbers in the table below represent the number of Florida and non-Florida residents for whom test results were received by the Department of Health. A person can be tested by more than one laboratory and can have both positive and negative results. **Therefore, the sum of the numbers in each column will be larger than the total number of people tested.**

Reporting lab	Inconclusive	Negative	Positive	Percent positive	Total
NORTH FLORIDA EVALUATION AND TREATMENT CENTER	1	72	5	6%	78
LABFIRST - DEPARTMENT OF PATHOLOGY		74	3	4%	77
PINELLAS COUNTY JAIL			77	100%	77
LABCORP RTP		31	46	60%	77
BENTON HOUSE AT OAKLEAF		51	26	34%	77
TRUE NORTH HEALTH NAVIGATION LLC DBA DISPATCHHEALTH	1	60	16	21%	77
SEMINOLE SPORTS AND FAMILY MEDICINE		67	10	13%	77
ORANGE CITY NURSING AND REHAB		75	2	3%	77
Crystal Health & Rehab Center		75	2	3%	77
PLYMOUTH HOME FOR ADULTS, INC.	8	68	1	1%	77
SONNIS PEDIATRICS PA		66	11	14%	77
SOUTH GEORGIA MEDICAL CENTER		48	28	37%	76
NORTH PORT REHABILITATION AND NURSING CENTER□		75	1	1%	76
WINDSOR REFLECTIONS		75	1	1%	76
DYNAMIC MEDICAL USA			76	100%	76
RESTORE HEALTH URGENT CARE		22	54	71%	76
AMERICAN FAMILY MEDICAL LLC		44	32	42%	76
CLINICAL PATHOLOGY ASSOCIATES-SONIC REFERENCE LAB		76			76
PEDIATRICS IN BREVARD PA- ROCKLEDGE		54	22	29%	76
PRO HEALTH			76	100%	76
WALTON PLACE		76			76
SEAVIEW NURSING AND REHABILITATION CENTER		76			76
Sandy Ridge Center for Rehabilitation and Healing		71	5	7%	76
ADVENTHEALTH EXPRESSCARE		45	30	40%	75
S-H THIRTY-FIVE OPCO- PORT ST LUCIE, LLC	1	74			75
MEDICATION ROOMS-CSU/CI NURSE STATION	1	67	7	9%	75
ATRIUM AT LIBERTY PARK□		71	4	5%	75
BOND CLINIC PA		43	32	43%	75
MOBILE PHYSICIAN SERVICES INC		67	8	11%	75
LAKE MORTON PLAZA□		72	3	4%	75
STONY BROOK UNIVERSITY MEDICAL CENTER		64	11	15%	75
ERIE COUNTY MEDICAL CTR CLINICAL LABS		71	4	5%	75
HIGHLANDS MEDICAL CENTER		72	3	4%	75
HUNTSVILLE HOSPITAL LABORATORY		51	24	32%	75
THE ARLINGTON OF NAPLES INC.		72	3	4%	75
ARDEN COURTS OF SEMINOLE		74	1	1%	75
HOSPICE OF THE TREASURE COAST		72	3	4%	75
Madison Health and Rehabilitation Center		42	33	44%	75
The Grove Health and Rehabilitation		54	21	28%	75
PARK OF THE PALMS INC		74			74
WHITE WILSON MEDICAL CENTER IMMEDIATE CARE		3	71	96%	74
SEVEN HILLS HEALTH AND REHABILITATION CENTER		58	16	22%	74
NOAH CLINICAL LABORATORY		63	11	15%	74
SEA PINES REHABILITATION HOSPITAL		74			74
MICRO PATH LABORATORIES INC		72	2	3%	74
The Crossings		74			74
WINDSOR OF LAKEWOOD RANCH,THE		74			74

COVID-19: testing by laboratory

Data through Jan 20, 2021 verified as of Jan 21, 2021 at 09:25 AM

Data in this report are provisional and subject to change.

The numbers in the table below represent the number of Florida and non-Florida residents for whom test results were received by the Department of Health. A person can be tested by more than one laboratory and can have both positive and negative results. **Therefore, the sum of the numbers in each column will be larger than the total number of people tested.**

Reporting lab	Inconclusive	Negative	Positive	Percent positive	Total
Centre Pointe Health and Rehabilitation Center		67	6	8%	73
CONSULATE HEALTH CARE – LAKE MARY		72	1	1%	73
KINDRED HOSPITAL MELBOURNE		72	1	1%	73
NEW SMYRNA BEACH URGENT CARE			73	100%	73
SCOTT LAKE HEALTH AND REHABILITATION CENTER		71	2	3%	73
DEPARTMENT OF HEALTH BUREAU OF FAMILY		72	1	1%	73
BROWARD HEALTH MEDICAL CENTER		3	69	96%	72
WHITE WILSON MEDICAL CENTER PA - NAVARRE		1	71	99%	72
BROOKDALE OVIEDO		70	2	3%	72
MAGNOLIA MEDICAL CLINIC		10	62	86%	72
MARTIN ACQUISITION 1 LLC DBA		61	11	15%	72
HEALTH FIRST - PALM BAY HOSPITAL		2	70	97%	72
PROMEDICA LABORATORIES		21	51	71%	72
WINDSOR OAKS		71	1	1%	72
Mt Sinai Aventura			72	100%	72
HAVEN OF OUR LADY OF PEACE		72			72
CRYSTAL RIVER HEALTH & REHAB		72			72
AMMON LABS		61	10	14%	71
DOUGLAS T JACOBSON STATE VETERANS HOME		71			71
MD 365 MEDICAL CARE PLLC		71			71
GRAND OAKS OF JENSEN BEACH LLC□		71			71
ST PETERSBURG PEDIATRICS-EAST BAY		55	16	23%	71
ADVANCED LAB		67	4	6%	71
STERLING HOUSE OF TALLAHASSEE	3	62	6	8%	71
ALTERNATIVE LIVING, INC DBA TWIN CITIES PAVILION		70			70
MEMORIAL MANOR		70			70
SUNCOAST COMMUNITY HEALTH CENTERS PEDIATRICS		21	49	70%	70
Highlands Regional Hospital		63	7	10%	70
CENTRAL BALDWIN IMMEDIATE CARE & FAMILY PRACTICE		54	16	23%	70
SUMMIT MEDICAL GROUP PA		63	7	10%	70
MINUTECLINIC DIAGNOSTIC OF SOUTH CAROLINA, LLC		63	7	10%	70
WEST COAST FAMILY MEDICAL CARE		52	18	26%	70
PALMS EDGE	1	64	5	7%	70
SUMMIT AT VENICE	2	63	4	6%	69
USF HEALTH MORSANI CENTER		5	64	93%	69
KINDRED HOSPITAL NORTH FLORIDA	2	62	5	7%	69
SENIOR LIVING VII TAMPA LLC□	1	59	9	13%	69
PARKSIDE INN	3	64	2	3%	69
SIMED LABORATORY		57	12	17%	69
HERITAGE HEALTHCARE AND REHABILITATION CENTER		69			69
FIRSTCARE CLINIC		32	37	54%	69
Oakhurst Center		65	3	4%	68
BROOKDALE FORT MYERS THE COLONY		64	4	6%	68
SUNCOAST OPTIMAL WELLNESS		23	45	66%	68
AEL- MEMPHIS		17	51	75%	68
ADVENTHEALTH MEDICAL GROUP FAMILY MEDICINE AT		50	18	26%	68
QUICK CARE MED LLC	1	59	8	12%	68

COVID-19: testing by laboratory

Data through Jan 20, 2021 verified as of Jan 21, 2021 at 09:25 AM

Data in this report are provisional and subject to change.

The numbers in the table below represent the number of Florida and non-Florida residents for whom test results were received by the Department of Health. A person can be tested by more than one laboratory and can have both positive and negative results. **Therefore, the sum of the numbers in each column will be larger than the total number of people tested.**

Reporting lab	Inconclusive	Negative	Positive	Percent positive	Total
Avante at St Cloud, Inc.		66	2	3%	68
HUNTINGTON HOSPITAL LABORATORY		65	3	4%	68
SUNSHINE GARDENS		68			68
OPPENHEIMER PLASTIC SURGERY LLC		63	5	7%	68
MD LABS		40	27	40%	67
EAST ALABAMA MEDICAL CENTER LABORATORY		56	11	16%	67
LAB PLUS, LLC AT SAINT THOMAS WEST HOSPITAL		53	14	21%	67
WATERCREST ST LUCIE WEST	1	63	3	4%	67
EC OPCO CARROLLWOOD LLC		61	6	9%	67
DAYSPRING SENIOR LIVING LLC		65	2	3%	67
PLANTATION GENERAL HOSPITAL CLINICAL LAB		26	41	61%	67
ST VINCENT'S BIRMINGHAM		62	4	6%	66
POINTE, THE		64	2	3%	66
MEDEX MEDICAL EXPRESS OF PALATKA			66	100%	66
ASSOCIATED CLINICAL LABORATORIES		59	7	11%	66
VIERA DEL MAR HEALTH AND REHABILITATION CENTER		63	3	5%	66
CRAIG BERGER MD PL D/B/A BAY AREA EYE INSTITUTE		66			66
CENTRAL FLORIDA HEALTHCARE GROUP LLC		54	12	18%	66
PENSACOLA PEDIATRICS, PA		52	14	21%	66
OAK MANOR NURSING HOME		62	3	5%	65
CHAMBREL AT ISLAND LAKE		62	3	5%	65
ELMCROFT OF BELLA VITA		57	8	12%	65
HOSPICE OF THE EMERALD COAST INC - PANAMA CITY	1	60	4	6%	65
ELLENTON PEDIATRICS PA		57	8	12%	65
CENTURY CENTER FOR REHABILITATION & HEALING		48	17	26%	65
SAN JOSE SENIOR CARE LLC	1	43	21	32%	65
CL BRUMBACK PRIMARY CARE CLINICS		16	49	75%	65
STONY BROOK SOUTHAMPTON		64	1	2%	65
FLORIDA PEDIATRIC GROUP		27	38	58%	65
MIAMI VA HEALTHCARE SYSTEM			65	100%	65
KINDRED HOSPITAL - SOUTH FLORIDA		65			65
OUT OF STATE		40	24	38%	64
RARITAN BAY PERTH AMBOY		58	6	9%	64
GV NAPLES OPCO, LLC		63	1	2%	64
A COUNTRY PLACE ASSISTED LIVING FACILITY		64			64
JOSEPH L MORSE GERIATRIC CENTER	2	59	3	5%	64
NEMOURS CHILDRENS PRIMARY CARE OVIEDO		51	13	20%	64
MED EXPRESS		6	58	91%	64
GENPATH			64	100%	64
ASHRAF MEDICAL GROUP PLLC DBA PULSE MD		62	2	3%	64
EISENHOWER ARMY MEDICAL CENTER		60	4	6%	64
FLAGLER COLLEGE HEALTH SERVICES		44	20	31%	64
Peninsula Care and Rehab		56	7	11%	63
WADSWORTH HEALTH CENTER		60	3	5%	63
MEDI CLINIC SARASOTA INC		62	1	2%	63
PANCARE HEALTH GULF COUNTY		45	18	29%	63
GREENLEAF ALF		62	1	2%	63

COVID-19: testing by laboratory

Data through Jan 20, 2021 verified as of Jan 21, 2021 at 09:25 AM

Data in this report are provisional and subject to change.

The numbers in the table below represent the number of Florida and non-Florida residents for whom test results were received by the Department of Health. A person can be tested by more than one laboratory and can have both positive and negative results. **Therefore, the sum of the numbers in each column will be larger than the total number of people tested.**

Reporting lab	Inconclusive	Negative	Positive	Percent positive	Total
MINNESOTA TWINS		60	3	5%	63
F&T MEDICAL RESEARCH, INC		63			63
VIERA HEALTH AND REHABILITATION CENTER		62	1	2%	63
SUMMER VISTA ASSISTED LIVING		38	25	40%	63
BEACHES PEDIATRICS PA		59	4	6%	63
APC PEDIATRICS AT RYE ROAD MEDICAL PARK		63			63
BARTON HEALTH ALLIANCE		31	32	51%	63
ADVANCED EMURGENT CARE		27	35	56%	62
EXPERTUS LABORATORIES INC		24	38	61%	62
EXACT SCIENCES LABORATORIES, LLC		15	47	76%	62
OVERLOOK HOSPITAL LABORATORY		57	5	8%	62
TUSCAN ISLE OPERATING COMPANY LLC DBA		59	3	5%	62
IMA MEDICAL GROUP		34	28	45%	62
OKEECHOBEE URGENT CARE		17	45	73%	62
ADVENTHEALTH EXPRESS CARE AT WALGREENS 49TH STREET		46	16	26%	62
AMERICAN FAMILY MEDICAL		48	13	21%	61
MCW MENTAL HEALTH LLC		59	2	3%	61
A2Z DIAGNOSTICS		60	1	2%	61
BOND CLINIC DR ELDEEB		35	26	43%	61
EMERALD COAST HOSPICE		60	1	2%	61
NXGEN MDX		20	41	67%	61
ISLAND COAST PEDIATRICS		56	5	8%	61
MED COMP SCIENCES		1	60	98%	61
WASHINGTON REHABILITATION AND NURSING CENTER		51	10	16%	61
BROWARD HEALTH MEDICAL CENTER CLINICAL LAB			61	100%	61
AVANTE AT OCALA INC		55	5	8%	60
TWIN CREEKS ASSISTED LIVING & MEMORY CARE		57	3	5%	60
CATHOLIC HEALTH SERVICES REGIONAL LAB		54	6	10%	60
EMBRY RIDDLE AERONAUTICAL UNIVERSITY HEALTH SERVICES			60	100%	60
LAKELAND REGIONAL HEALTH		36	24	40%	60
PANCARE HEALTH - MALONE CLINIC		55	5	8%	60
Stratford Court of Palm Harbor		51	9	15%	60
HAWTHORN HOUSE☐		50	10	17%	60
SANIBEL INTERNAL MEDICINE, LLC		58	2	3%	60
CLERMONT URGENT CARE			60	100%	60
The Ponce Therapy Care Center		55	4	7%	59
ST PETERSBURG PEDIATRICS-PARK BLVD		47	12	20%	59
BIOTECH		52	7	12%	59
INTERNAL LAB		50	9	15%	59
RITECARE MED CTR H			59	100%	59
VITAS HEALTHCARE		55	4	7%	59
LAKE HOWELL FAMILY MEDICINE ASSOCIATES		50	9	15%	59
MILLENIUUM PHYSICIANS GROUP		1	58	98%	59
ARBOR TERRACE SAN JOSE LLC	3	55	1	2%	59
DELAND WELLNESS CENTER			59	100%	59
FHMG LAKE MARY PEDS		47	12	20%	59
LENOX HILL HOSPITAL		53	6	10%	59

COVID-19: testing by laboratory

Data through Jan 20, 2021 verified as of Jan 21, 2021 at 09:25 AM

Data in this report are provisional and subject to change.

The numbers in the table below represent the number of Florida and non-Florida residents for whom test results were received by the Department of Health. A person can be tested by more than one laboratory and can have both positive and negative results. **Therefore, the sum of the numbers in each column will be larger than the total number of people tested.**

Reporting lab	Inconclusive	Negative	Positive	Percent positive	Total
BIG BOCA SMILES LLC		57	2	3%	59
CENTRA CARE POINCIANA	1	45	13	22%	59
ELAN BUENA VISTA		45	13	22%	58
Margate Health and Rehabilitation Center		56	2	3%	58
ALTAMONTE PEDIATRIC ASSOCIATES		31	27	47%	58
WALGREENS 9627		53	5	9%	58
PUBLIC SQUARE PHARMACY LLC		44	14	24%	58
REGENTS PARK OF BOCA RATON		56	2	3%	58
THE CANOPY AT BERRYHILL		58			58
PORT CHARLOTTE REHABILITATION CENTER		48	9	16%	57
NORTH SHORE UNIVERSITY HOSPITAL LABORATORY		51	6	11%	57
KAPG FLEMING ISLAND SENIOR HOUSING OPCO LLC	1	56			57
MALCOM RANDALL DEPT OF VAMC			57	100%	57
PALM BAY URGENT CARE		28	29	51%	57
ALZHEIMERS CARE CENTER OF VIERA LTD		37	20	35%	57
VETERANS AFFAIRS MEDICAL CENTER - GULF COAST		27	30	53%	57
ASCENSION SACRED HEART BAY LABORATORY		54	3	5%	57
ATMORE COMMUNITY HOSPITAL LABORATORY		37	19	34%	56
LAKELAND REGIONAL HEALTH LAKE MIRIAM		24	32	57%	56
BAPTIST HEALTH SOUTH FLORIDA - WEST BOCA URGENT CARE		34	22	39%	56
TIFFANY HALL NURSING AND REHAB		44	12	21%	56
HORIZON ALF		55	1	2%	56
EAGLES WATCH CLUSTER		47	9	16%	56
VILLAGES REGIONAL HOSPITAL SURGERY CENTER LLC, THE		40	16	29%	56
JERICOHO URGENT CARE		53	3	5%	56
CENTRA CARE - CONWAY		21	35	63%	56
MINUTECLINIC DIAGNOSTIC OF TEXAS, LLC		49	7	13%	56
CORAL GABLES HOSPITAL			55	100%	55
INDIGO MANOR		22	33	60%	55
PREMIER MEDICAL ASSOCIATES ALL FLORIDA LLC		54	1	2%	55
SEMINOLE TRIBE OF FLORIDA		39	16	29%	55
WILSON MEMORIAL REGIONAL MEDICAL CENTER		51	4	7%	55
ROSECASTLE AT DELANEY CREEK		54	1	2%	55
FLORIDA MEDICAL CLINIC LLC		36	19	35%	55
FLORIDA DEPARTMENT OF HEALTH IN TAYLOR COUNTY		29	26	47%	55
ROHR HOME		52	3	5%	55
SONATA HUNTERS CREEK		47	8	15%	55
CLERMONT HEALTH AND REHAB		40	14	26%	54
TUKA PEDIATRICS		7	47	87%	54
JUNIPER VILLAGE AT NAPLES		53	1	2%	54
CERTUS MTD OPCP LLC		52	2	4%	54
SARASOTA CO. HEALTH DEPT # 58		40	14	26%	54
HOSPICE OF MARTIN & ST LUCIE, INC		53	1	2%	54
MENTAL HEALTH CARE INC		45	9	17%	54
STEINHATCHEE FAMILY MEDICAL CENTER	1	47	6	11%	54
UNITED LABORATORY SERVICES CORPORATION		38	16	30%	54
ST. CLOUD MEDICAL GROUP		54			54

COVID-19: testing by laboratory

Data through Jan 20, 2021 verified as of Jan 21, 2021 at 09:25 AM

Data in this report are provisional and subject to change.

The numbers in the table below represent the number of Florida and non-Florida residents for whom test results were received by the Department of Health. A person can be tested by more than one laboratory and can have both positive and negative results. **Therefore, the sum of the numbers in each column will be larger than the total number of people tested.**

Reporting lab	Inconclusive	Negative	Positive	Percent positive	Total
KENDALL REGIONAL MEDICAL CENTER LAB	3		51	94%	54
ADVENT HEALTH - PALM COAST		1	53	98%	54
STEWARD SEBASTIAN RIVER MEDICAL CENTER		27	27	50%	54
PANIRA HEALTHCARE CLINIC		2	51	96%	53
ARBOR OAKS AT TYRONE	5	48			53
HEALTHPOINT MED GRP OF THE EMERALD COAST LLC		38	15	28%	53
COOPER FAMILY MEDICAL PLLC		39	14	26%	53
BAPTIST MEDICAL CENTER SOUTH		38	15	28%	53
Osprey Point Nursing Center		51	2	4%	53
PRIMECARE AT TWIN LAKES			53	100%	53
THREE OAKS PHARMACY INC		51	2	4%	53
JACOBI MEDICAL CENTER		50	3	6%	53
ADVENTHEALTH EXPRESS CARE AT WALGREENS		38	15	28%	53
LUTHERAN HAVEN ASSISTED LIVING		53			53
BAY PINES MEDICAL ASSOCIATES		1	51	98%	52
LAKE REGIONAL URGENT CARE		1	51	98%	52
ST FRANCIS HOSPITAL		45	7	13%	52
INTERNAL MEDICINE SPECIALIST		46	6	12%	52
SNH BRFL TENANT LLC	2	50			52
ADVENT HEALTH		49	3	6%	52
MED ONE AT SAINT AUGUSTINE		33	19	37%	52
NITE LITE PEDIATRICS - PORT ST. LUCIE		43	9	17%	52
JUPITER MEDICAL CENTER URGENT CENTER		35	17	33%	52
BIOREFERENCE LABORATORIES		3	49	94%	52
PHYSICIANS PRIMARY CARE OF SOUTHWEST FLORIDA		39	12	24%	51
STERLING HOUSE OF DELAND		51			51
AVANTE ST CLOUD		48	3	6%	51
GULFVIEW MEDICAL INSTITUTE		51			51
ALEXANDER NININGER STATE VETERANS		51			51
PENNSYLVANIA DEPT OF HEALTH		20	31	61%	51
VENICE REGIONAL MEDICAL CENTER BAYFRONT HEALTH		12	39	76%	51
APOLLOMDX LABS		29	22	43%	51
SONATA BOCA RATON		48	2	4%	50
PALM RIVER COMMUNITY HEALTH CENTER		45	5	10%	50
NAPHCARE, INC AT MANATEE COUNTY JAIL		30	20	40%	50
CHILDREN'S HOSPITAL OF ALABAMA		49	1	2%	50
GATEWAY CARE CENTER		50			50
BioReference Laboratories, Inc		6	44	88%	50
JACKSON COUNTY HEALTH DEPARTMENT		22	27	55%	49
FLORIDA HEALTH CARE		6	43	88%	49
ADVENT HEALTH - MOUNT DORA		9	40	82%	49
ALLEGRO		47	2	4%	49
Summit Medical Group, Pa DbA Citymd		45	4	8%	49
SOFT CELL LABORATORIES		45	4	8%	49
Golfview Healthcare Center		49			49
MINUTECLINIC DIAGNOSTIC OF OHIO LLC		36	13	27%	49
SAMFORD UNIVERSITY HEALTH SERVICES		48	1	2%	49

COVID-19: testing by laboratory

Data through Jan 20, 2021 verified as of Jan 21, 2021 at 09:25 AM

Data in this report are provisional and subject to change.

The numbers in the table below represent the number of Florida and non-Florida residents for whom test results were received by the Department of Health. A person can be tested by more than one laboratory and can have both positive and negative results. **Therefore, the sum of the numbers in each column will be larger than the total number of people tested.**

Reporting lab	Inconclusive	Negative	Positive	Percent positive	Total
AMERICAN HOUSE COCONUT POINT		45	4	8%	49
SUPERIOR RESIDENCES OF LECANTO		34	15	31%	49
COOPER FAMILY MEDICAL, PLLC		40	9	18%	49
ADVENT HEALTH CENTRA CARE - SAND LAKE		19	30	61%	49
JUNO DERMATOLOGY LLC		45	4	8%	49
SARATOGA HOSPITAL LABORATORY		44	5	10%	49
LAKE CITY VA MEDICAL CENTER			49	100%	49
ALLIANCE PEDIATRICS		24	25	51%	49
USF		1	48	98%	49
SOLARIS SENIOR LIVING NORTH NAPLES		48	1	2%	49
GENEDX		36	13	27%	49
FINLAY CLINICAL LABORATORY		20	28	58%	48
BARRY UNIVERSITY STUDENT HEALTH SERVICES		37	11	23%	48
AFTER HOURS PEDIATRICS			48	100%	48
BIOIQ			48	100%	48
NORTHBROOK CENTER FOR□		47	1	2%	48
HERNANDO COUNTY FIRE RESCUE DISTRICT		23	25	52%	48
NAPLES PEDIATRICS INC□		43	5	10%	48
BAY CENTER HURRICANE SHELTER		48			48
ADVENT HEALTH CENTRA CARE - EAST ORLANDO		21	27	56%	48
RAINBOW PEDIATRICS PC LLC / BREAKFAST POINT		38	10	21%	48
COURTYARD GARDENS OF JUPITER		48			48
CARDIOLOGY AND MEDICINE ASSOCIATES		38	10	21%	48
PALM BEACH COUNTY FIREFIGHTERS HEALTH CLINIC, LLC		37	11	23%	48
TROY REGIONAL MEDICAL CENTER		38	10	21%	48
TRINITY AL SENIOR HOUSING LLC□		44	4	8%	48
PREMIER MEDICAL ASSOCIATES		46	2	4%	48
HIALEAH HOSPITAL RESPIRATORY DEPT			48	100%	48
CAREMED INTERNAL MEDICINE		30	18	38%	48
A PLUS PEDIATRICS		44	4	8%	48
MARQUIS LABS, LLC		48			48
INN AT THE FOUNTAINS, THE		34	14	29%	48
EMERALD COAST BEHAVIORAL HOSPITAL		45	2	4%	47
DOH		23	24	51%	47
BISHOP GRADY VILLAS		47			47
CAPE REGIONAL MEDICAL CENTER		45	2	4%	47
NAVARRE GARDENS		41	6	13%	47
PEDIATRIC CARE CENTER- JACKSONVILLE BEACH		19	28	60%	47
FERN PARK DEVELOPMENTAL CENTER			47	100%	47
TURNING POINT OF TAMPA		42	5	11%	47
INTERLAB		1	46	98%	47
TRADITIONAL HOME HEALTH OF PALM BEACH INC		47			47
VITAS HEALTHCARE CORP OF FLORIDA		47			47
FLORIDA MEDICAL CLINIC PA		41	6	13%	47
GEORGE SAFRAN MD PC		42	5	11%	47
NORTH SHORE MEDICAL LABS	1	41	4	9%	46
EAST MANATEE FAMILY	1	1	44	96%	46

COVID-19: testing by laboratory

Data through Jan 20, 2021 verified as of Jan 21, 2021 at 09:25 AM

Data in this report are provisional and subject to change.

The numbers in the table below represent the number of Florida and non-Florida residents for whom test results were received by the Department of Health. A person can be tested by more than one laboratory and can have both positive and negative results. **Therefore, the sum of the numbers in each column will be larger than the total number of people tested.**

Reporting lab	Inconclusive	Negative	Positive	Percent positive	Total
GRAND OAKS OF PALM CITY LLC☐	1	39	6	13%	46
ADVENT HEALTH MEDICAL GROUP OB GYN AT		40	6	13%	46
H LEE MOFFITT CANCER CENTER MICRO		46			46
SOUTHEAST ALABAMA MEDICAL CENTER			46	100%	46
ARBOR TERRACE ORTEGA LLC		46			46
HARMONY CLINIC		1	45	98%	46
HEALTH FIRST - CAPE CANAVERAL HOSPITAL		1	45	98%	46
POPLAR HEALTHCARE PLLC	1	11	34	74%	46
PREMIER PLACE HEALTHCARE AT THE GLENVIEW		46			46
COLLIER BLVD HMA PHYSICIAN MANAGEMENT LLC		46			46
HARTFORD HEALTH SERVICES LLC		46			46
PALM BAY PEDIATRICS		34	12	26%	46
AU HEALTH		35	11	24%	46
L&S SENIOR CARE DBA ARCADIA OAKS	1	44			45
MOBILE DOC FL, LLC		29	16	36%	45
ROCHESTER GENERAL HOSPITAL LABORATORY		41	4	9%	45
BUECHELE DENTAL PA DBA CLERMONT FAMILY DENTISTRY		36	9	20%	45
SOMERBY OF SANTA ROSA BEACH		42	3	7%	45
GENESIS DERMATOLOGY		41	4	9%	45
LITTLE NECK URGENT CARE		43	2	4%	45
REDI-MED WALK-IN FAMILY CARE			45	100%	45
SOUTHPORT SQUARE HARBOUR HEALTH		45			45
GOOD HEARTS COVID TESTING		8	37	82%	45
ESCAMBIA COUNTY JAIL		32	13	29%	45
VALENCIA HOUSE ALF		45			45
BURRY'S PHARMACY INC		26	19	42%	45
MEDLOGIC LABORATORIES		3	42	93%	45
MOOSEHAVEN HEALTH CENTER		12	33	73%	45
UNIVERSITY OF CENTRAL FLORIDA HEALTH SERVICES		45			45
TBI RESIDENTIAL SERVICES, INC.		34	11	24%	45
ADVENT HEALTH - DELTONA ER		23	22	49%	45
SACRED HEART HEALTH SYSTEM INC		31	14	31%	45
CRESTVIEW URGENT CARE			45	100%	45
WINTER GARDEN REHAB AND NURSING CENTER		40	4	9%	44
QUALITY URGENT CARE AND WELLNESS		31	13	30%	44
KAPG ST AUGUSTINE SENIOR HOUSING OPCO LLC		35	9	20%	44
ORCHID COVE AT DAYTONA		39	5	11%	44
PRECISION HEALTH SOLUTIONS LAB		9	35	80%	44
ALLIANCE OF PHYSICIANS AGAINST COVID-19			44	100%	44
PEDIATRICS OF CENTRAL FLORIDA – SAINT CLOUD	2	40	2	5%	44
MOOSEHAVEN LIFE CARE CENTER		44			44
VISITING PHYSICIANS ASSOCIATION		40	4	9%	44
QHC UPSTATE MEDICAL PC		36	8	18%	44
BARNES HEALTHCARE OF FLORIDA LLC		41	3	7%	44
ADVENTHEALTH MEDICAL GROUP PRIMARY CARE		43	1	2%	44
NORTH FLORIDA MEDICAL CENTER		40	4	9%	44
QUOTIENT SCIENCES			44	100%	44

COVID-19: testing by laboratory

Data through Jan 20, 2021 verified as of Jan 21, 2021 at 09:25 AM

Data in this report are provisional and subject to change.

The numbers in the table below represent the number of Florida and non-Florida residents for whom test results were received by the Department of Health. A person can be tested by more than one laboratory and can have both positive and negative results. **Therefore, the sum of the numbers in each column will be larger than the total number of people tested.**

Reporting lab	Inconclusive	Negative	Positive	Percent positive	Total
EGLIN AFB		9	35	80%	44
WALGREENS 2941		43	1	2%	44
ADVENT HEALTH - LAKE MARY		36	8	18%	44
BRANCH MEDICAL CLINIC			43	100%	43
SAMIR EBEID MD		41	2	5%	43
FAMILY EXTENDED CARE OF WINTER HAVEN		41	2	5%	43
PANCARE HEALTH - JACKSON COUNTY		34	9	21%	43
DAVID POSNACK JEWISH DAY SCHOOL		43			43
Guardian Care Nursing and Rehabilitation Center		43			43
FLORIDA HOSPITAL		27	16	37%	43
GRAND ST PAUL CVS		43			43
Flagler Health and Rehabilitation		42	1	2%	43
JACKSONVILLE UNIVERSITY		39	4	9%	43
LAKE MARY KIDS CENTRA CARE		33	10	23%	43
PATRICK AIR FORCE BASE		3	40	93%	43
STUART URGENT CARE			43	100%	43
WALGREENS 4915		37	6	14%	43
life Care Center of Melbourne		28	15	35%	43
PRINCETON VILLAGE□		39	3	7%	42
QUALITY URGENT CARE AND WELLNESS PL		26	16	38%	42
PEDIATRIC SERVICES OF AMERICA INC		41	1	2%	42
Citymd Of Toms River		36	6	14%	42
Atlantic Shore Nursing and Rehab		42			42
WEST ISLIP URGENT CARE		40	2	5%	42
D PEDIATRICS		40	2	5%	42
CENTRA CARE – APOPKA	1	2	39	93%	42
CLINICAL LABORATORY		42			42
FHMG- FLORIDA HOSPITAL MEDICAL GROUP		34	8	19%	42
UTAH CVS PHARMACY, LLC		40	2	5%	42
DELCARE PA		32	9	22%	41
SH HERON EAST LLC□		41			41
PEDIATRICS OF CENTRAL FLORIDA KISSI		33	8	20%	41
UNIVERSITY OF WEST FLORIDA, THE		41			41
TGH URGENT CARE POWERED BY FAST TRACK			41	100%	41
FHMG_CTR FOR SENIOR HEALTH		36	5	12%	41
ADVENT HEALTH EXPRESS CARE		4	37	90%	41
LARA HEALTH AND WELLNESS CENTER LLC		41			41
FLORIDA HOSPITAL NEW SMYRNA		4	37	90%	41
BRONX LEBANON HOSPITAL-MEDICAL CENTER		37	4	10%	41
ROCKLEDGE REGIONAL MEDICAL CENTER		30	11	27%	41
NEOGENOMICS LABORATORIES INC		41			41
MAIMONIDES-SHALOM ACADEMY, INC		40	1	2%	41
CITYMD OF MANAHAWKIN		39	2	5%	41
GENTIVA HEALTH SERVICES CERTIFIED INC		37	3	8%	40
KINDRED AT HOME		32	8	20%	40
LAKE WALES OPERATING GROUP LLC		37	3	8%	40
CLINICAL PATHOLOGY LABORATORIES, INC		40			40

COVID-19: testing by laboratory

Data through Jan 20, 2021 verified as of Jan 21, 2021 at 09:25 AM

Data in this report are provisional and subject to change.

The numbers in the table below represent the number of Florida and non-Florida residents for whom test results were received by the Department of Health. A person can be tested by more than one laboratory and can have both positive and negative results. **Therefore, the sum of the numbers in each column will be larger than the total number of people tested.**

Reporting lab	Inconclusive	Negative	Positive	Percent positive	Total
DOH-WEST PALM BEACH BRANCH LABORATORY		2	38	95%	40
BROOKDALE ORANGE PARK		40			40
URGENT CARE & WELLNESS CENTER		10	30	75%	40
NEW YORK PRESBYTERIAN - QUEENS DIAGNOSTIC		39	1	3%	40
PRIDE DIAGNOSTICS		24	16	40%	40
CAPITAL REGIONAL MEDICAL CENTER		2	38	95%	40
PACIFICA SENIOR LIVING OCALA		35	5	13%	40
TREASURE COAST FORENSIC TREATMENT CTR		20	20	50%	40
MISIR DRUGS LLC		29	11	28%	40
BOND AND STEELE CLINIC, PA		33	7	18%	40
INTERNAL MEDICINE ASSOCIATES PA		37	3	8%	40
FIRST CHOICE URGENT CARE		10	30	75%	40
LOURDES HOSPITAL INC		37	2	5%	39
CLINICAL RESEARCH SEQUENCING PLATFORM		8	31	79%	39
Palms at Ponte Vedra Assisted Livning and Memory Care		38	1	3%	39
BAYCARE HEALTH SYSTEMS		1	38	97%	39
MEDEX MEDICAL EXPRESS OF PALATKA LLC			39	100%	39
ERDOX		37	2	5%	39
JUNIPER VILLAGE AT CAPE CORAL		34	5	13%	39
CEDAR CREEK AT KINGS BAY INC		39			39
ECOLAB GROUP		8	31	79%	39
BAY COUNTY JAIL ANNEX		34	5	13%	39
MINUTECLINIC DIAGNOSTIC OF NORTH CAROL		32	7	18%	39
PHILLIPPE RIDGE		27	12	31%	39
NEXT MOLECULAR ANALYTICS		9	30	77%	39
PROFESSIONAL URGENT CARE SERVICES		19	20	51%	39
ADVENT HEALTH - LAKE WALES		28	10	26%	38
CHEEK AND SCOTT DRUGS INC		35	3	8%	38
MISSION OAKS ASSISTED LIVING□		36	2	5%	38
FLORIDA HEALTH CARE DELAND			38	100%	38
CDR MAGUIRE INC	1	7	30	79%	38
BROOKDALE JENSEN BEACH□		37	1	3%	38
HIGHLANDS URGENT CARE			38	100%	38
JUPITER MEDICAL CENTER URGENT CARE - STUART		23	15	39%	38
ADVENTIST HEALTH SYSTEM FLORIDA		26	12	32%	38
PRACTICE MANAGEMENT OF AMERICA, INC.		7	31	82%	38
HOMEWOOD RESIDENCE AT FREEDOM PLAZA		37	1	3%	38
UNIVERSITY OF ALABAMA		35	3	8%	38
MOLECULAR DIAGNOSTICS		5	33	87%	38
BOND CLINIC, PA		9	29	76%	38
BENTON HOUSE OF ST. JOHNS		36	2	5%	38
ONE MILO		37			37
FAST PACE MEDICAL CLINIC, PLLC		32	5	14%	37
PONCE THERAPY CARE CENTER		34	3	8%	37
CENTRA CARE – LAKE NONA		3	34	92%	37
FLORIDA DEPARMENT OF HEALTH CLAY COUNTY		25	12	32%	37
AUTUMN OF SARASOTA		12	25	68%	37

COVID-19: testing by laboratory

Data through Jan 20, 2021 verified as of Jan 21, 2021 at 09:25 AM

Data in this report are provisional and subject to change.

The numbers in the table below represent the number of Florida and non-Florida residents for whom test results were received by the Department of Health. A person can be tested by more than one laboratory and can have both positive and negative results. **Therefore, the sum of the numbers in each column will be larger than the total number of people tested.**

Reporting lab	Inconclusive	Negative	Positive	Percent positive	Total
ALL MY KIDS PEDIATRICS INC		22	15	41%	37
BERNHARDT LABORATORIES	1	9	27	73%	37
INN AT ASTON GARDENS AT PELICAN POINTE,THE		37			37
LODGE HEALTH AND REHABILITATION CENTER, THE		32	5	14%	37
LONGLEAF DIAGNOSTIC LABORATORIES		10	27	73%	37
EC OPCO PENSACOLA, LLC		37			37
WOLFF CTR FOR CHILD & ADOLESCENT HEALTH PLLC,THE		24	13	35%	37
PATHOGENIUS LABORATORIES		30	7	19%	37
FAMILY EXTENDED CARE OF SEBRING INC		35	2	5%	37
BOULEVARD REHABILITATION CENTER		24	13	35%	37
WALGREENS #10373		36	1	3%	37
HOLZER HEALTH CENTER		5	32	86%	37
THE COLLIER AT NAPLES		36	1	3%	37
HOME CARE PHARMACY		37			37
THE TERRACE OF JACKSONVILLE		3	34	92%	37
MEASE COUNTRYSIDE HOSPITAL			37	100%	37
HR SARASOTA OPERATOR LLC		25	12	32%	37
NORTHWELL HEALTH PLAINVIEW HOSPITAL LABORATORY		27	9	25%	36
ST CLOUD PHYSICIAN MANAGEMENT LLC DBA ST CLOUD		21	15	42%	36
University Hills health and Rehabilitation		27	9	25%	36
RADIOLOGY ASSOCIATES OF VENICE AND ENGLEWOOD		34	2	6%	36
CARE CENTERS OF NASSAU		34	2	6%	36
BVL/LITTLE ANGEL PEDIATRICS		36			36
TITUSVILLE FAMILY PRACTICE		14	22	61%	36
MINUTECLINIC DIAGNOSTIC OF NORTH CARO		33	3	8%	36
TERRACE AT HOBE SOUND, THE	1	31	3	9%	35
PALM BAY HOSPITAL			35	100%	35
THOMAS INTERNAL MEDICINE		29	6	17%	35
P23 LABS		35			35
IRL		4	31	89%	35
UNION MEDICAL CARE PLLC		35			35
ADVENTHEALTH CENTRA CARE TRINITY		30	5	14%	35
MINUTECLINIC DIAGNOSTIC OF SOUTH CARO		28	7	20%	35
PLAINVIEW URGENT CARE		33	2	6%	35
BAYSHORE PATHOLOGY CONSULTANTS PA		34	1	3%	35
MEDRITE URGENT CARE		25	10	29%	35
BEEHIVE HOMES OF GULF BREEZE		19	16	46%	35
NIGHT LITE PEDIATRICS CENTER LLC		8	27	77%	35
NEUROINTERNATIONAL SARASOTA		32	3	9%	35
MINUTECLINIC DIAGNOSTIC		35			35
WALGREENS 3145		32	3	9%	35
ADVENT HEALTH - FISH MEMORIAL		2	33	94%	35
WUESTHOFF MEMORIAL HOSPITAL			35	100%	35
BETHESDA HEALTH URGENT CARE			34	100%	34
PARAMOUNT WALK-IN CLINIC		1	33	97%	34
COLLIER HMA PHYSICIAN MANAGEMENT LLC		26	8	24%	34
CINNAMON COVE ALF		34			34

COVID-19: testing by laboratory

Data through Jan 20, 2021 verified as of Jan 21, 2021 at 09:25 AM

Data in this report are provisional and subject to change.

The numbers in the table below represent the number of Florida and non-Florida residents for whom test results were received by the Department of Health. A person can be tested by more than one laboratory and can have both positive and negative results. **Therefore, the sum of the numbers in each column will be larger than the total number of people tested.**

Reporting lab	Inconclusive	Negative	Positive	Percent positive	Total
SPRING MANOR ASSISTED LIVING		34			34
DEVELOPMENTAL DISABILITIES DEFENDANT PROGRAM		32	2	6%	34
RASHDA ALBIBI M.D. P.A.		31	3	9%	34
CORNERSTONE MEDICAL CARE OF BRANDON PL		31	3	9%	34
IMA MEDICAL GROUP POINCIANA		14	20	59%	34
LIFESTREAM BEHAVIORIAL CENTER		17	17	50%	34
REDI-MED WALK IN FAMILY CLINIC			34	100%	34
LEVY COUNTY DEPARTMENT OF HEALTH		25	9	26%	34
THE MERIDIAN AT BOCA RATON	1	33			34
MAUREEN OROURKE-FUTEY			34	100%	34
TUSCAN GARDENS OF DELRAY BEACH MANAGEMENT COMPANY,		34			34
TAYLORVILLE FAMILY MEDICINE		27	7	21%	34
CCRC @ SUNFLOWER LLC		31	3	9%	34
HERNANDO ENDOSCOPY AND SURGERY CENTER		26	8	24%	34
MICHAEL AKPEKE MD		25	9	26%	34
LINCOLN DIAGNOSTIC LAB		32	1	3%	33
SANFORD MOBILE LAB PGA TOUR		32	1	3%	33
MINUTE CLINIC INCORPORATE		27	6	18%	33
STAR CARE		29	4	12%	33
TOWERS HOME CARE☐		30	3	9%	33
Kensington Gardens		33			33
JENNIFER J CHIAVETTA-GRLSANTI DC		24	9	27%	33
UNIVERSITY HOSPITAL		28	5	15%	33
ST. MARYS MEDICAL CENTER		1	32	97%	33
BIOFIRE		7	26	79%	33
ACCURATE DIAGNOSTIC LAB		32	1	3%	33
GREENRIDGE GROUP HOME	3	11	19	58%	33
CITRUS COUNTY HEALTH DEPARTMENT		32	1	3%	33
PERSONAL PEDIATRICS		29	4	12%	33
METRO KNOXVILLE HMA		25	8	24%	33
BOND CLINIC		3	30	91%	33
NORTH FLORIDA PEDIATRICS		30	3	9%	33
AHSE ROP		32	1	3%	33
KINDRED HOSPITAL CENTRAL TAMPA BLOOD GAS	1	30	2	6%	33
PRMG - EAST NAPLES		23	10	30%	33
AYERS NURSING AND REHABILITATION CENTER		33			33
MAINSTREET FAMILY URGENT CARE		1	32	97%	33
FELICIDAD MEDICAL CENTER			33	100%	33
CENTRA CARE - DR. PHILLIPS		1	32	97%	33
STETSON UNIVERSITY STUDENT HEALTH CENTER		3	29	91%	32
PANCARE HEALTH - FREEPORT CLINIC SUITE B		27	5	16%	32
ROSECASTLE OF JACKSONVILLE LLC		31	1	3%	32
WESTMINSTER ST AUGUSTINE		32			32
LINCOLN MEDICAL AND MENTAL HEALTH CENTER		30	2	6%	32
BRIDGEVIEW CENTER LLC☐		27	5	16%	32
JACKSON HEALTH SYSTEM		1	31	97%	32
POARCH BANC CREEK INDIANS TRIBAL HEALTH DEPARTMENT			32	100%	32

COVID-19: testing by laboratory

Data through Jan 20, 2021 verified as of Jan 21, 2021 at 09:25 AM

Data in this report are provisional and subject to change.

The numbers in the table below represent the number of Florida and non-Florida residents for whom test results were received by the Department of Health. A person can be tested by more than one laboratory and can have both positive and negative results. **Therefore, the sum of the numbers in each column will be larger than the total number of people tested.**

Reporting lab	Inconclusive	Negative	Positive	Percent positive	Total
Heartland Health Care Center North Sarasota		18	14	44%	32
NIGHT LITE PEDIATRICS URGENT CARE CENTER			32	100%	32
AZALEA TRACE PHYSICIAN SERVICES		32			32
ISLAND URGENT CARE PLLC		32			32
PHOSPHORUS DIAGNOSTICS		27	5	16%	32
ANDALUSIA HEALTH		16	16	50%	32
VETERANS HOME			32	100%	32
IPSUM DIAGNOSTICS		3	29	91%	32
RITE MEDICAL CARE PC		32			32
VETERAN AFFAIRS MEDICAL CENTER - JAMES J PETERS		30	2	6%	32
VILLAGE ON THE ISLE☐		27	5	16%	32
OPIS COQUINA CENTER		32			32
PHYSICIAN ASSOCIATES LLC		26	6	19%	32
HOLY NAME HOSPITAL LABORATORY		31	1	3%	32
MINUTECLINIC DIAGNOSTIC OF RHODE ISLAND, LLC #1544		31	1	3%	32
ST AUGUSTINE PEDIATRIC ASSOC		30	2	6%	32
JEFFERSON COUNTY HEALTH DEPARTMENT-MONTICELLO		18	14	44%	32
CALHOUN COUNTY HEALTH DEPT		12	20	63%	32
Gabisa Medical LLC		32			32
REGENCY PARK ASSISTED LIVING FACILITY		29	2	6%	31
LONG ISLAND JEWISH MED CTR		28	3	10%	31
PARKSIDE HEALTH AND REHABILITATION CENTER			31	100%	31
ARIZONA DEPARTMENT OF HEALTH SERVICES			31	100%	31
DISCOVERY COMMONS AT BRADENTON		31			31
PUTNAM COUNTY SHERIFFS OFFICE		26	5	16%	31
S-H THIRTY FIVE OPCO - ORANGE CITY, LLC		22	9	29%	31
MARIANNA HEALTH AND REHABILITATION CENTER		30	1	3%	31
CVS		2	29	94%	31
LabCorp L#09258130 M#09258125		12	19	61%	31
MANORCARE AT LELY PALMS		29	2	6%	31
MENORAH HOUSE		30	1	3%	31
BAY REGIONAL URGENT CARE	1	17	13	42%	31
CENTRAL FLORIDA PEDIATRICS		13	18	58%	31
TRADITIONAL HOME CARE INC		30	1	3%	31
DESOTO PALMS ALF		31			31
S-H THIRTY FIVE OPCO - LUTZ, LLC		30	1	3%	31
STEWARD MEDICAL GROUP, INC		21	10	32%	31
COLLIER ANESTHESIA PAIN LLC		31			31
LORI MCAULIFFE MD PA		21	10	32%	31
NORTH CENTRAL BRONX HOSPITAL		30	1	3%	31
WILLISTON PEDIATRICS PA		18	13	42%	31
CSL PLASMA INC		7	23	77%	30
HAZELDEN FLORIDA		30			30
PECONIC BAY MEDICAL CENTER LABORATORY		24	6	20%	30
SOS MOBILE MEDICAL CARE LLC		25	5	17%	30
SOUTHERN LABORATORY		6	24	80%	30
MORTON PLANT			30	100%	30

COVID-19: testing by laboratory

Data through Jan 20, 2021 verified as of Jan 21, 2021 at 09:25 AM

Data in this report are provisional and subject to change.

The numbers in the table below represent the number of Florida and non-Florida residents for whom test results were received by the Department of Health. A person can be tested by more than one laboratory and can have both positive and negative results. **Therefore, the sum of the numbers in each column will be larger than the total number of people tested.**

Reporting lab	Inconclusive	Negative	Positive	Percent positive	Total
HERITAGE WATERSIDE		27	3	10%	30
CAN COMMUNITY HEALTH		29	1	3%	30
Okeechobee Health Care Facility		16	14	47%	30
WESTWOOD NURSING AND REHABILITATION		28	2	7%	30
BELVEDERE COMMONS OF SUN CITY CENTER		30			30
THE TERRACE AT IVY ACRES ALF		11	19	63%	30
HIGHLANDS LAKE CENTER		27	3	10%	30
SOLARIS SENIOR LIVING OF MERRITT ISLAND		30			30
AMEERAH LABS			30	100%	30
CLINCLOUD, LLC			30	100%	30
GIBBENS FAMILY MEDICAL, LLC		23	7	23%	30
PENSACOLA DEVELOPMENTAL CENTER		14	16	53%	30
WAVE CREST HEALTH AND REHABILITATION CENTER		30			30
BAHIA OAKS LODGE		28	2	7%	30
CALADIUM PEDIATRICS		28	2	7%	30
ADVENT HEALTH PRIMARY CARE PLUS, WINTER GARDEN		26	4	13%	30
CAMPBELL URGENT CARE			29	100%	29
COMPREHENSIVE CHILDCARE		23	6	21%	29
UNIV OF ROCHESTER-STRONG MEMORIAL HOSP		28	1	3%	29
NEMOURS CHILDRENS CLINIC		22	7	24%	29
Consulate Health Care of Orange Park		27	2	7%	29
BROOKDALE CANOPY OAKS			29	100%	29
ROYAL CARE OF AVON PARK		26	3	10%	29
P4CLINICAL	3	2	24	83%	29
PRO HEALTH HARMONY		29			29
FLORIDA DEPARTMENT OF HEALTH IN MONROE COUNTY		26	3	10%	29
EVERLYWELL		16	13	45%	29
BETHUNE-COOKMAN UNIVERSITY		11	18	62%	29
FLORIDA DEPARTMENT OF HEALTH IN WALTON COUNTY		23	6	21%	29
NURSES HELPING HANDS INC ALF		29			29
SUNTREE INTERNAL MEDICINE		29			29
INNOVATION CLINICAL TRIALS, INC			29	100%	29
RENAISSANCE AT THE TERRACES		27	1	4%	28
GRAMERCY PARK URGENT CARE		27	1	4%	28
EDEN AT CRESTVIEW		12	16	57%	28
MIDDLETOWN MEDICAL P C		19	9	32%	28
PREMISE HEALTH MIA			28	100%	28
PALM GARDEN OF JACKSONVILLE		27	1	4%	28
HEALTH FIRST - VIERA HOSPITAL		1	27	96%	28
LUTHERAN HAVEN EXTENDED CONGREGATE CAR		28			28
PORT ST LUCIE HOSPITAL		25	3	11%	28
WALK IN MEDICAL URGENT CARE		28			28
BONIFAY NURSING AND REHAB CENTER			28	100%	28
CROSSROADS URGENT CARE		17	11	39%	28
UNION MEDICAL CARE		28			28
ERIC C MRSHAL, MD, PC #1842		27	1	4%	28
PSL NAPLES BH OPERATIONS, LLC		28			28

COVID-19: testing by laboratory

Data through Jan 20, 2021 verified as of Jan 21, 2021 at 09:25 AM

Data in this report are provisional and subject to change.

The numbers in the table below represent the number of Florida and non-Florida residents for whom test results were received by the Department of Health. A person can be tested by more than one laboratory and can have both positive and negative results. **Therefore, the sum of the numbers in each column will be larger than the total number of people tested.**

Reporting lab	Inconclusive	Negative	Positive	Percent positive	Total
LAKELAND NURSING AND REHABILITATION CENTER			28	100%	28
CONNECTICUT DEPARTMENT OF HEALTH		22	6	21%	28
ACTIVE SENIOR LIVING		26	2	7%	28
EXPRESS DOCS LLC			28	100%	28
INSTITUTE OF PATHOLOGY KINGS COUNTY		28			28
OAKTREE HEALTHCARE			27	100%	27
MICHAEL J D'AMBROSE MD PA		25	2	7%	27
MAKO MEDICAL		16	11	41%	27
SANTA BARBARA CARE CENTER		17	10	37%	27
Cleveland Clinic Laboratories		4	23	85%	27
MINUTECLINIC DIAGNOSTIC OF NEW JERSEY		22	5	19%	27
MINUTE CLINIC LLC #2216		25	2	7%	27
SUNCOAST LABS			27	100%	27
UCLA HEALTHCARE CLINICAL LABS		23	4	15%	27
RENAISSANCE SENIOR LIVING	1	26			27
CDR MAGUIRE - MIAMI BEACH CC MISSION 17388		2	25	93%	27
BROOKDALE PHILLIPPI CREEK			27	100%	27
EXPRESS CARE OF BELLEVIEW		27			27
BLISS HEALTHCARE SERVICES		10	17	63%	27
UNIVERSITY MEDICAL CTR OF PRINCETON AT		25	2	7%	27
MOBILE MEDICAL ASSOCIATES PL		9	18	67%	27
ADVENT HEALTH CENTRA CARE LAKELAND		22	5	19%	27
MILLENNIUM PHYSICIAN GROUP LLC		23	4	15%	27
SPANISH RIVER HIGH SCHOOL ESE		23	4	15%	27
WEST		15	12	44%	27
CDC		17	10	37%	27
PORT SAINT JOHN FAMILY PRACTICE		18	9	33%	27
AVALON PARK RETIREMENT RESIDENCE		26	1	4%	27
SOUTHSIDE HOSPITAL NORTHWELL HEALTH LABORATORY		24	3	11%	27
BAY COUNTY SHERIFFS OFFICE JAIL FACILITY		22	5	19%	27
PULMONARY SPECIALISTS OF THE PALM BEACHES		16	10	38%	26
TGH URGENT CARE - RIVERVIEW			26	100%	26
LOOP PEDIATRICS		22	4	15%	26
ROYAL PALM SENIOR RESIDENCE		26			26
STAT ONE URGENT CARE CENTER		2	24	92%	26
MONCRIEF ARMY HEALTH CLINIC			26	100%	26
BARNETT PARK			26	100%	26
JAMAICA HOSPITAL MEDICAL CENTER		24	2	8%	26
WASHINGTON COUNTY HEALTH DEPARTMENT		14	12	46%	26
ADVENT HEALTH PARTIN SETTLEMENT HEALTH PARK		18	8	31%	26
PALM BEACH COUNTY FIRE RESCUE		24	2	8%	26
FHMG-FLORIDA HOSPITAL MEDICAL GROUP		21	5	19%	26
STATEN ISLAND UNIVERSITY HOSPITAL-POUCH		26			26
KEY PRIMARY CARE			26	100%	26
COMMUNITY MEDICAL CARE CENTER INC			26	100%	26
THE MINIER URGENT CARE		20	6	23%	26
GOLDEN POND COMMUNITIES		26			26

COVID-19: testing by laboratory

Data through Jan 20, 2021 verified as of Jan 21, 2021 at 09:25 AM

Data in this report are provisional and subject to change.

The numbers in the table below represent the number of Florida and non-Florida residents for whom test results were received by the Department of Health. A person can be tested by more than one laboratory and can have both positive and negative results. **Therefore, the sum of the numbers in each column will be larger than the total number of people tested.**

Reporting lab	Inconclusive	Negative	Positive	Percent positive	Total
CENTRA CARE – SAND LAKE		1	25	96%	26
WEST BROWARD CARE CENTER		24	2	8%	26
FLAGLER HOSPITAL INC	2		24	92%	26
NIGHT LITE PEDIATRIC CENTER		10	15	60%	25
ADVENT HEALTH CENTRA CARE - LAKE BUTLER BOULEVARD			25	100%	25
ADVENT HEALTH - LAKE MARY PEDIATRICS		16	9	36%	25
HARBORCHASE OF WELLINGTON CROSSING		23	2	8%	25
ARCPOINT LABS OF FORT LAUDERDALE		25			25
SANITAS		4	21	84%	25
RIVERHEAD URGENT CARE		24	1	4%	25
RJ LEE GROUP	1	23	1	4%	25
WOMENS CARE FLORIDA LABORATORY		25			25
PARTICLE THEORY LABS		22	3	12%	25
FAMILY EXTENDED CARE OF PUNTA GORDA		25			25
ST. CLOUD HOSPITAL		20	5	20%	25
EASYCARE WALK-IN CLINIC		11	14	56%	25
UNIPATH		18	7	28%	25
MORTON PLANT HOSPITAL NURSING			25	100%	25
WEINBERG VILLAGE		24	1	4%	25
URGENT CARE CENTER			25	100%	25
BOCA BIOLISTIC REFERENCE LAB			25	100%	25
FAMILY CARE PARTNERS		15	10	40%	25
EASTERN SHORE URGENT CARE		16	9	36%	25
BULLS HEAD URGENT CARE		25			25
SAN CARLOS PHARMACY		22	3	12%	25
WELLMED AT NEW TAMPA		19	6	24%	25
ST PETER'S BENDER LABORATORY		25			25
EAST HILL MEDICAL GROUP		17	8	32%	25
Lanier Rehab			25	100%	25
LABCORP BURLINGTON		8	17	68%	25
COUNTY OF LOS ANGELES			25	100%	25
ALABAMA CLINICS		12	13	52%	25
COURTYARDS OF ORLANDO		24			24
LAKE MARY - STIRLING CENTER SUITE 202			24	100%	24
LABORATORY ALLIANCE OF CENTRAL NEW YORK		23	1	4%	24
HENNEPIN COUNTY MEDICAL CENTER (HCMC)		13	11	46%	24
COLORADO DEPARTMENT OF HEALTH LABORATORY SERVICES DIVISION			24	100%	24
PREMIER COMMUNITY HEALTHCARE GROUP INC		23	1	4%	24
WESTMINSTER WOODS ON JULINGTON CREEK		22	2	8%	24
JOHN KNOX VILLAGE OF CENTRAL FLORIDA		20	4	17%	24
LABORATORY DYNAMICS		20	4	17%	24
THE WATERMARK AT VISTAWILLA		24			24
VASSAR BROTHERS MEDICAL CENTER LABORATORY		23	1	4%	24
MINUTECLINIC DIAGNOSTIC OF RHODE ISLAND, LLC #212		24			24
MEDCOMP SCIENCES			24	100%	24
SENIOR HEALTH OF WINTER PARK DUNDEE		24			24
UR CARE FAMILY AND SPORTS MEDICINE			24	100%	24

COVID-19: testing by laboratory

Data through Jan 20, 2021 verified as of Jan 21, 2021 at 09:25 AM

Data in this report are provisional and subject to change.

The numbers in the table below represent the number of Florida and non-Florida residents for whom test results were received by the Department of Health. A person can be tested by more than one laboratory and can have both positive and negative results. **Therefore, the sum of the numbers in each column will be larger than the total number of people tested.**

Reporting lab	Inconclusive	Negative	Positive	Percent positive	Total
VETERANS AFFAIRS MEDICAL CENTER - NEW YORK HARBOR		23	1	4%	24
WELLNOW URGENT CARE		23	1	4%	24
AVENTIS BIO-SERVICES CTL		24			24
TARPON BAYOU CENTER			24	100%	24
SAFARI PEDIATRICS PA		23	1	4%	24
PANCARE HEALTH - BONIFAY K-8			24	100%	24
ASHTON PLACE	3	17	4	17%	24
REGENCY OAKS HEALTH CENTER		22	2	8%	24
VILLAGES REHABILITATION AND NURSING CENTER		24			24
THE CHAPPEL GROUP RESEARCH		24			24
HERITAGE OAKS ASSISTED LIVING & MEMORY CARE		20	4	17%	24
WIREGRASS CLINIC LLC		19	5	21%	24
TRUGENX		1	23	96%	24
ABL MEDICAL CARE LLC			24	100%	24
JOHNS HOPKINS CHILDREN'S HOSPITAL			24	100%	24
MADWAR		19	5	21%	24
PHYSICIANS PRIMARY CARE OF SW FLORIDA PL		24			24
UF HEALTH NORTH JACKSONVILLE			23	100%	23
EMERITUS AT NAPLES	1	22			23
NORTH FLORIDA PEDIATRICS - JACKSONVILLE		21	2	9%	23
PARK WEST MEDICAL CENTER		22	1	4%	23
SUNQUEST		3	20	87%	23
ISLAND COAST PEDIATRICS PA		22	1	4%	23
PANCARE HEALTH - BAY COUNTY - YOUNGSTOWN		21	2	9%	23
WESTPAC LABS		1	22	96%	23
NEW JERSEY		22	1	4%	23
FAST PACE MEDICAL CLINIC		21	2	9%	23
PENSACOLA PEDIATRICS - PACE		16	7	30%	23
MED PLUS FLORENCE		19	4	17%	23
URGENT FAMILY CARE INC		20	3	13%	23
MADISON COUNTY MEMORIAL HOSP		12	11	48%	23
COLONY CARE CENTER		14	9	39%	23
EGL GENETIC DIAGNOSTICS		1	22	96%	23
UNIVERSITY HILLS HEALTH AND REHABILITATION CENTER		18	5	22%	23
TALLAHASSEE DEVELOPMENTAL CENTER□		22	1	4%	23
STATE LAB		2	21	91%	23
WUESTHOFF MEDICAL CENTER-MELBOURNE			23	100%	23
WEISS PEDIATRIC CARE LLC		16	7	30%	23
NOBLE SENIOR LIVING		3	20	87%	23
GARDENS HEALTH NH LLC		23			23
THE COMMONWEALTH OF MASSACHUSETTS			23	100%	23
MONTEFIORE NEW ROCHELLE HOSPITAL		22	1	4%	23
SUMTER PEDIATRICS		21	2	9%	23
DUVAL PHARMACY		18	5	22%	23
NICEVILLE URGENT CARE		1	22	96%	23
WEST VOLUSIA FAMILY AND SPORTS MEDICINE		23			23
FAMILY CARE PARTNERS URGENT CARE LLC		17	6	26%	23

COVID-19: testing by laboratory

Data through Jan 20, 2021 verified as of Jan 21, 2021 at 09:25 AM

Data in this report are provisional and subject to change.

The numbers in the table below represent the number of Florida and non-Florida residents for whom test results were received by the Department of Health. A person can be tested by more than one laboratory and can have both positive and negative results. **Therefore, the sum of the numbers in each column will be larger than the total number of people tested.**

Reporting lab	Inconclusive	Negative	Positive	Percent positive	Total
GOOD SAMARITAN HOSPITAL LABORATORY		19	3	14%	22
CHILDREN'S MEDICAL CENTER			22	100%	22
EPIC REFERENCE LABS INC			22	100%	22
FORT CAROLINE GARDENS, INC		20	2	9%	22
ST JOHNS COUNTY DETENTION CENTER		22			22
HEARTLAND HEALTHCARE AND REHAB CENTER			22	100%	22
ALAN A SMITH MD LLC		21	1	5%	22
HEALTHPARK MEDICAL CENTER ABG LAB		21	1	5%	22
PROFESSIONAL PEDIATRICS		20	2	9%	22
LAKELAND REGIONAL HEALTH PABLO		21	1	5%	22
URGENT CARE USA			22	100%	22
ST VINCENT'S AMBULATORY CARE INC DBA	2	18	2	9%	22
FLORIDA PEDIATRICS		6	16	73%	22
GASTROENTEROLOGY ASSOCIATES OF PENSACOLA PA		20	2	9%	22
UNION CHD		20	2	9%	22
MAYO CLINIC JACKSONVILLE		1	21	95%	22
FINLAY C. LABORATORY		3	19	86%	22
LAKEVIEW HEALTH CARE SYSTEMS		8	14	64%	22
DIACARTA INC.		22			22
ROCKLEDEGE REGIONAL MEDICAL CENTER		17	5	23%	22
MOBILE DIVISION LABORATORY		7	15	68%	22
APOLLO SURGERY CENTER		20	2	9%	22
ST PETERSBURG PEDIATRICS-MLK JUNIOR BLVD		19	3	14%	22
WINDERMERE MEDICAL CENTER		18	4	18%	22
BRANDON COMMUNITY HEALTH CENTER		14	8	36%	22
NATIONAL MENTOR HEALTHCARE LLC			22	100%	22
MARION PEDIATRICS PA		17	5	23%	22
MADISON COUNTY MEMORIAL HOSPITAL LABORATORY		14	8	36%	22
EBEIDS MD PEDIATRICS		19	3	14%	22
SARASOTA MEMORIAL NURSING & REHABILITATION CTR		22			22
SURFSIDE URGENT CARE		13	9	41%	22
FIRST CHOICE PEDIATRICS LOOP		20	2	9%	22
MERCY MEDICAL URGENT CARE CENTER INC		3	19	86%	22
TEN HEALTHCARE		6	16	73%	22
BROOKDALE UNIVERSITY HOSPITAL		21	1	5%	22
WARDE MEDICAL LABORATORY		15	7	32%	22
COASTAL SKIN SURGERY AND DERMATOLOGY		15	7	32%	22
RESIDENCE AT BAY VUE		21	1	5%	22
SYNIVERSE WELLNESS CENTER		18	4	18%	22
MINUTE CLINIC, LLC DBA MINUTECLINIC #4505		21	1	5%	22
HUNT CLUB PEDIATRIC ASSOCIATES LLC		19	3	14%	22
NORTH CAROLINA DEPARTMENT OF HEALTH & HUMAN SERVICES			22	100%	22
MINUTECLINIC DIAGNOSTIC OF KANSAS, PA		20	2	9%	22
CHIPOLA MEDICAL ASSOCIATES		4	18	82%	22
SUMMIT MEDICAL GROUP - 75 E NORTHFIELD		20	2	9%	22
SEAGRASS VILLAGE			21	100%	21
AMERICAN ESOTERIC LABORATORIES		6	15	71%	21

COVID-19: testing by laboratory

Data through Jan 20, 2021 verified as of Jan 21, 2021 at 09:25 AM

Data in this report are provisional and subject to change.

The numbers in the table below represent the number of Florida and non-Florida residents for whom test results were received by the Department of Health. A person can be tested by more than one laboratory and can have both positive and negative results. **Therefore, the sum of the numbers in each column will be larger than the total number of people tested.**

Reporting lab	Inconclusive	Negative	Positive	Percent positive	Total
CITY OF PORT SAINT LUCIE		19	2	10%	21
ARDEN COURTS OF WINTER SPRINGS		18	3	14%	21
GREEN GABLES ASSISTED LIVING FACILITY		21			21
FLORIDA PEDIATRIC GROUP PA		19	2	10%	21
INTERNATIONAL MEDICAL LABORATORY INC		21			21
STEWARD MELBOURNE HOSPITAL			21	100%	21
Summit Medical Group Westfield Lab		18	3	14%	21
STEWARD MEDICAL GROUP INC			21	100%	21
CLINICAL PATHOLOGY LABORATORIES SOUTHEAST			21	100%	21
ADVENTHEALTH MEDICAL GROUP FAMILY MEDICINE		20	1	5%	21
MD BEAUTY LABS, PA		20	1	5%	21
AMMON ANALYTICAL LABORATORIES		18	3	14%	21
MINUTE CLINIC DIAGNOSTIC OF SC, LLC #75		20	1	5%	21
ADVANCED URGENT CARE		12	9	43%	21
PRIME CARE ONE LLC/HARBORCHASE OF VENICE			21	100%	21
VIRTUA		17	4	19%	21
NCHD		7	14	67%	21
PHYSICIANS STAT		2	19	90%	21
CENTRAL FLORIDA HEALTH CARE INC		2	19	90%	21
PATHGROUP			21	100%	21
ELAN SPANISH SPRINGS		4	17	81%	21
TOTAL CARE PLUS LLC			21	100%	21
NAPHCARE, INC.		11	10	48%	21
PINELLAS INTERNAL MEDICINE ASSOCIATES		20	1	5%	21
ST JUDE CHILDRENS RESEARCH HOSPITAL		21			21
ST PETERSBURG PEDIATRICS-SEMINOLE		18	3	14%	21
SUNSHINE ASSISTED LIVING		21			21
UPMC CHAUTAUQUA AT WCA LABORATORY		20	1	5%	21
PHYSICIANS CARE		18	3	14%	21
BROWARD HEALTH IMPERIAL POINT NURSING			21	100%	21
SOUTHEASTERN OUTPATIENT SURGERY CENTER		20	1	5%	21
PINES NURSING HOME		19	1	5%	20
POINT OF CARE CLINICS PRIMARY CARE		20			20
ATLAN		18	2	10%	20
ROCKLEDGE FAMILY HEALTH			20	100%	20
PALMETTO PEDIATRICS			20	100%	20
GLEN COVE HOSPITAL		20			20
CL BRUMBACK PRIMARY CARE CLINIC LANTANA		2	18	90%	20
ENGLEWOOD HOSPITAL AND MEDICAL CENTER		16	4	20%	20
TGH MEDICAL GROUP LABORATORY CARROLLWOOD			20	100%	20
MID FLORIDA PATHOLOGY LLC		19	1	5%	20
LONG TERM CARE OF GULF BREEZE LLC		17	3	15%	20
Wiregrass Rehabilitation Center and Nursing Home		20			20
LYSTER ACH FT RUCKER AL		17	3	15%	20
ACCESS 365 URGENT CARE		7	13	65%	20
CONNECTDX		5	15	75%	20
TAMPA BAY CONCIERGE DOCTOR, LLC		19	1	5%	20

COVID-19: testing by laboratory

Data through Jan 20, 2021 verified as of Jan 21, 2021 at 09:25 AM

Data in this report are provisional and subject to change.

The numbers in the table below represent the number of Florida and non-Florida residents for whom test results were received by the Department of Health. A person can be tested by more than one laboratory and can have both positive and negative results. **Therefore, the sum of the numbers in each column will be larger than the total number of people tested.**

Reporting lab	Inconclusive	Negative	Positive	Percent positive	Total
THE TRADITION OF THE PALM BEACHES		19	1	5%	20
INTERCOASTAL MEDICAL GROUP			20	100%	20
HEALTHY MINORS, LLC.		20			20
TIFFANY LAKE CARE CENTERS INC		20			20
REDITUS LABORATORIES			20	100%	20
BEST MEDICAL CENTER		11	9	45%	20
GULFSIDE HOSPICE INC		17	3	15%	20
BAY PEDIATRICS PA		18	2	10%	20
LAKE WORTH MANOR		19	1	5%	20
FLORIDA HOSPITAL LABS		11	9	45%	20
ESTATES MEDICAL CENTER		12	8	40%	20
EMERGENCY PHYSICIANS MEDICAL CENTER LLC		10	10	50%	20
ARTHREX MEDICAL CENTER		10	10	50%	20
CARENOW - DOWNTOWN NORTH GULCH		20			20
ADVENT HEALTH EXPRESS		9	11	55%	20
BROOKWOOD BAPTIST MEDICAL CENTER		19	1	5%	20
PONCE PLAZA NURSING & REHAB CENTER		4	16	80%	20
APOLLO HEALTH & REHABILITATION		15	5	25%	20
NOVANT HEALTH		15	5	25%	20
MEDICAL EXPRESS CORP		18	2	10%	20
MINUTECLINIC, LLC #08366		15	5	25%	20
HENDRY REGIONAL CORPORATE HEALTH			20	100%	20
HUNTINGTON STATION URGENT CARE		18	1	5%	19
NANO HEALTH ASSOCIATES LLC		19			19
BAYVIEW MEDICAL		19			19
NO NAME		8	11	58%	19
MED HEALTH SERVICES		18	1	5%	19
JEFFERSON K-12, A SOMERSET SCHOOL- CLINIC		16	3	16%	19
SHORE MEMORIAL HOSPITAL		16	3	16%	19
STUART REHABILITATION AND HEALTHCARE		5	14	74%	19
CAPE CORAL HOSPITAL ABG LABORATORY		10	9	47%	19
NORTH BEACH REHABILITATION CENTER		18	1	5%	19
CANTON-POTSDAM HOSPITAL LABORATORY		19			19
INTEGRATED REGIONAL LABORATORIES - LARGO			19	100%	19
DCH REGIONAL MEDICAL CENTER LABORATORY		18	1	5%	19
FLORIDA ATLANTIC UNIVERSITY		17	2	11%	19
MIGUEL E TREVINO MD PA		16	3	16%	19
PALMS MEDICAL GROUP - LAKE CITY WEST		3	16	84%	19
ESOTERIX GENETIC LABORATORIES		16	3	16%	19
TOTAL ACCESS URGENT CARE			19	100%	19
MACCLENNY NURSING AND REHAB		8	11	58%	19
LAKE PLACID HEALTH AND REHABILITATION			19	100%	19
HARMONY HEALTH OPCO, LLC		15	4	21%	19
LIFE CARE CENTER OF JACKSONVILLE			19	100%	19
CARE 4 U MANAGEMENT, INC			19	100%	19
MEDEXPRESS - BLOOMIN BRANDS		4	15	79%	19
UNIV OF NORTH ALABAMA HEALTH CENTER		18	1	5%	19

COVID-19: testing by laboratory

Data through Jan 20, 2021 verified as of Jan 21, 2021 at 09:25 AM

Data in this report are provisional and subject to change.

The numbers in the table below represent the number of Florida and non-Florida residents for whom test results were received by the Department of Health. A person can be tested by more than one laboratory and can have both positive and negative results. **Therefore, the sum of the numbers in each column will be larger than the total number of people tested.**

Reporting lab	Inconclusive	Negative	Positive	Percent positive	Total
MARYLAND DEPARTMENT OF HEALTH			19	100%	19
81ST MEDICAL GROUP			19	100%	19
FLORIDA COMMUNITY HEALTH CENTER OF ST. LUCIE		1	18	95%	19
STONE WASH CLINICAL LABORATORIES		2	17	89%	19
LAB INTERMARKET FACILITY LAB		1	18	95%	19
SEVEN RIVERS REGIONAL MEDICAL CENTER		5	14	74%	19
MAGNOLIA PEDIATRICS		2	17	89%	19
MIAMI CLINICAL RESEARCH CORP			19	100%	19
Kindred Hospital South Florida Hollywood SNU		18	1	5%	19
ASSISTED LIVING OF BROWARD		19			19
PENNSYLVANIA DEPARTMENT OF HEALTH BUREAU OF LABORATORIES			19	100%	19
ASURANCE SCIENTIFIC LABORATORIES		18			18
NORTH FLORIDA / SOUTH GEORGIA VETERANS HEALTH SYSTEM			18	100%	18
MARION COUNTY HEALTH DEPARTMENT		17	1	6%	18
COLORADO DEPARTMENT OF PUBLIC HEALTH AND ENVIRONMENT			18	100%	18
CLERMONT ADVENTHEALTH CENTRA CARE			18	100%	18
TOTAL RENAL LABORATORIES INC		13	5	28%	18
MADISON CORE LABORATORIES		17	1	6%	18
MOORINGS PARK OAKSTONE AT GREY OAKS		17	1	6%	18
DAVID LAWRENCE CENTER		15	3	17%	18
FAMILY CARE CYPRESS CREEK		1	17	94%	18
GENERAL INTERNAL MEDICINE MEDICAL CTR CLINIC		13	5	28%	18
MORNINGSIDE MANOR & VILLA ADULT CARE C		18			18
MINUTECLINIC DIAGNOSTIC OF NORTH CAROLINA		18			18
LONG BEACH URGENT CARE		18			18
PRIMECARE OF DOTHAN-DALEVILLE CLINIC		14	4	22%	18
FORT SANDERS REGIONAL LABORATORY		18			18
UM MILLER SCHOOL OF MEDICINE			18	100%	18
AURORA DIAGNOSTICS		6	12	67%	18
CARESPOT		1	17	94%	18
NORTH PINELLAS CHILDRENS MEDICAL CENTER			18	100%	18
BAY STREET PHARMACY☐		17	1	6%	18
MARATHON HEALTH FOR LIFE		16	2	11%	18
MEDEXPRESS URGENT CARE - BLOOMINGTON		16	2	11%	18
HARBOUR ISLAND PEDIATRICS		12	6	33%	18
JACKSON NORTH MEDICAL CENTER		2	16	89%	18
ADVENTHEALTH EXPRESS CARE AT			18	100%	18
CCS - BROWARD COUNTY JAIL		18			18
OAKMONTE VILLAGE		17	1	6%	18
Salerno Bay Health & Rehabilitation Center		13	5	28%	18
TPCA CLINICAL LABORATORIES		15	3	17%	18
CARDIOLOGY AND MEDICINE ASSOCIATES INC		18			18
BOZEMAN HEALTH DEACONESS HOSPITAL		13	5	28%	18
IMA MEDICAL CENTER		7	11	61%	18
TIMBERLANE LODGE ALF	1	10	7	39%	18
MARTHA'S HOUSE & ASSISTED LIVING FACILITY		18			18
WALGREENS COVID-19		14	4	22%	18

COVID-19: testing by laboratory

Data through Jan 20, 2021 verified as of Jan 21, 2021 at 09:25 AM

Data in this report are provisional and subject to change.

The numbers in the table below represent the number of Florida and non-Florida residents for whom test results were received by the Department of Health. A person can be tested by more than one laboratory and can have both positive and negative results. **Therefore, the sum of the numbers in each column will be larger than the total number of people tested.**

Reporting lab	Inconclusive	Negative	Positive	Percent positive	Total
SOUTHCOR LABORATORY		2	16	89%	18
HARTFORD HOSPITAL ANCILLARY LAB		17	1	6%	18
GOOD SAMARITAN SOCIETY OF DAYTONA		16	2	11%	18
CARESPOT OF NOCATEE			18	100%	18
LONG TERM CARE OF JAY, LLC			18	100%	18
HEALTH MED CENTERS		18			18
HALIFAX HEALTH URGENT CARE		3	15	83%	18
Bon Secours Maria Manor		13	5	28%	18
DALE MEDICAL CENTER		13	5	28%	18
HOWARD BEACH URGENT CARE		18			18
ADVENT HEALTH CENTRA CARE - LAKE BUENA VISTA			18	100%	18
XPRESS WELLNESS URGENT CARE			18	100%	18
DEPT OF VA MEDICAL CENTER - BAY PINES			18	100%	18
RAPID RELIABLE TESTING NY LLC		16	2	11%	18
Sovereign Laboratory Services, LLC		16	2	11%	18
HOLIDAY MEDICAL ASSOCIATES		1	16	94%	17
BUREAU OF PUBLIC HEALTH		1	16	94%	17
COOPER HEALTHCARE		17			17
ROYAL PALM MEDICAL GROUP, INC		17			17
MILLENIA ADVANCED SCIENTIFIC LLC			17	100%	17
ST. JUDES LABORATORIES		12	5	29%	17
WINTER PARK FAMILY PRACTICE LLC		17			17
BAY BREEZE HEALTH AND REHABILITATION CENTER		9	8	47%	17
MID-FLORIDA PATHOLOGY, LLC		12	5	29%	17
ROSLYN URGENT CARE		17			17
BIOREFERENCE LABORATORIES INC		3	14	82%	17
SOUTH LAKE PEDIATRICS		16	1	6%	17
ERIC C MARSHAL MD, PC DBA MINUTECLINIC		16	1	6%	17
MICHIGAN DEPARTMENT OF HEALTH AND HUMAN SERVICES			17	100%	17
UVMC MICROBIOLOGY		16	1	6%	17
BRIDGEWAY HEALTH CLINICS INC			17	100%	17
MICHELLE S PAGE MD PA		17			17
Clearwater Center		8	9	53%	17
URGENT CARE WEST CLINIC		14	3	18%	17
MARCO DRUGS AND COMPOUNDING		13	4	24%	17
COMMONWEALTH OF MASSACHUSETTS			17	100%	17
REGENCY SQUARE MALL - SEARS		2	15	88%	17
MINUTECLINIC DIAGNOSTIC OF MICHIGAN		15	2	12%	17
COAST MED URGENT CARE		16	1	6%	17
GROWING TOGETHER PEDIATRICS, LLC		13	4	24%	17
FUNGAL REFERENCE LABORATORY		12	5	29%	17
RESOLVE MOLECULAR DIAGNOSTICS		13	4	24%	17
ASCENSION ST VINCENT'S PRIMARY CARE			17	100%	17
WALGREEN EASTERN CO, INC		17			17
PROFESSIONAL PARK PEDIATRICS PA			17	100%	17
HEALTHCARE NOW			17	100%	17
TENNESSEE DEPARTMENT OF HEALTH		13	4	24%	17

COVID-19: testing by laboratory

Data through Jan 20, 2021 verified as of Jan 21, 2021 at 09:25 AM

Data in this report are provisional and subject to change.

The numbers in the table below represent the number of Florida and non-Florida residents for whom test results were received by the Department of Health. A person can be tested by more than one laboratory and can have both positive and negative results. **Therefore, the sum of the numbers in each column will be larger than the total number of people tested.**

Reporting lab	Inconclusive	Negative	Positive	Percent positive	Total
ST ELIZABETH MEDICAL CENTER LABORATORY		16	1	6%	17
CONSOLIDATED LAB SERVICES		8	9	53%	17
GERALD J KIVETT MD		15	2	12%	17
KIVA AT CANTERBURY			17	100%	17
NEW YORK PRESBYTERIAN - ALLEN HOSPITAL		17			17
THE CANOPY AT HARPER LAKE	1		16	94%	17
URGENT CARE AT LONGWOOD			17	100%	17
PULSE MEDICAL GROUP INC			17	100%	17
BAYCARE MEDICAL GROUP INC			17	100%	17
ALL PEDIATRIC CARE			17	100%	17
JUPITER MEDICAL CENTER			17	100%	17
DARDEN WELLNESS CENTER		13	3	19%	16
SRMC AVALON		9	7	44%	16
ALL FLORIDA FAMILY & SPORTS MEDICINE		15	1	6%	16
LIGHTHOUSE PEDIATRICS OF NAPLES		12	4	25%	16
FLORIDA ENDOSCOPY & SURGERY CTR LLC		16			16
MARQUES PEDIATRICS			16	100%	16
HEALTH CENTRAL HOSPITAL			16	100%	16
LOVING CARE OF THE TREASURE COAST LLC	1	10	5	31%	16
MINUTECLINIC DIAGNOSTIC OF ILLINOIS L		14	2	13%	16
MD PLUS URGENT CARE, LLC			16	100%	16
MD NOW MEDICAL CENTERS INC			16	100%	16
BAPTIST PRIMARY BLACK CREEK SOUTH			16	100%	16
OHIO CVS STORES, LLC DBA		15	1	6%	16
XERA MED RESEARCH			16	100%	16
JESSIE TRICE COMMUNITY HEALTH SYSTEM, INC		1	15	94%	16
ADVENTHEALTH MEDICAL GROUP FAMILY & INTERNAL		9	7	44%	16
MORRIS PARK URGENT CARE		13	3	19%	16
FAST TRACK URGENT CARE CENTER - TYRONE			16	100%	16
AMELIA ASSISTED LIVING FACILITY		16			16
ARCPPOINT LABS OF WEST PALM BEACH			16	100%	16
INTERNAL MEDICINE ASSOCIATES & SPECIALTIES INC		15	1	6%	16
REGENEXX TAMPA BAY		14	2	13%	16
BONIFAY NURSING AND REHABILITATION CENTER			16	100%	16
SHELBY BAPTIST MEDICAL CENTER		11	5	31%	16
OKEECHOBEE HEALTHCARE FACILITY			16	100%	16
GRACE MEDICAL HOME		12	4	25%	16
SUWANNEE COUNTY SHERIFF OFFICE		14	2	13%	16
JOSEPH MIGNOGNA		13	3	19%	16
CAREHERE- LCS LEESBURG			16	100%	16
AVOW HOSPICE INC		16			16
KEY WEST MEDICAL CENTER	1	15			16
MONROE COUNTY DETENTION CENTER			16	100%	16
CVS MINUTE CLINIC DIAGNOSTIC OF NORTH CAROL		13	3	19%	16
ADVENT HEALTH - ZEPHYRHILLS			16	100%	16
HUNT CLUB MEDICAL		12	4	25%	16
CAREHERE LAKE SCHOOLS EMPLOYEE HEALTH CENTER		10	6	38%	16

COVID-19: testing by laboratory

Data through Jan 20, 2021 verified as of Jan 21, 2021 at 09:25 AM

Data in this report are provisional and subject to change.

The numbers in the table below represent the number of Florida and non-Florida residents for whom test results were received by the Department of Health. A person can be tested by more than one laboratory and can have both positive and negative results. **Therefore, the sum of the numbers in each column will be larger than the total number of people tested.**

Reporting lab	Inconclusive	Negative	Positive	Percent positive	Total
OCOE PEDIATRICS		13	3	19%	16
REHAB AND HEALTHCARE CENTER OF CAPE CORAL		16			16
ADIRONDACK MEDICAL CENTER		16			16
CRUCIAL CARE		10	6	38%	16
ALBIBI		1	15	94%	16
ROADS PEDIATRICS,LLC		14	2	13%	16
MILLENNIUM PHYSICIAN GRP LLC NAPLES PINE RIDGE			16	100%	16
Lab MSMC Hialeah			16	100%	16
PRO HEALTH FAMILY PHYSICIANS, NYSTROM		16			16
NEWYORK-PRESBYTERIAN/ LAWRENCE HOSPITAL LABORATORY		14	2	13%	16
KEYSTYLE LIVING LLC	1	15			16
ST CATHERINE OF SIENA HOSPITAL		14	2	13%	16
URGENT CARE CLINIC OF LINCOLN		14	2	13%	16
MEDEXPRESS URGENT CARE LEWISBURG		15	1	6%	16
RAINBOW PEDIATRICS		1	14	93%	15
MASSACHUSETTS GENERAL HOSPITAL		1	14	93%	15
Z UROLOGY		15			15
COLLEGE POINT URGENT CARE		13	2	13%	15
WELLINGTON FAMILY PRACTICE		13	2	13%	15
ISLAND LAKE CENTER		4	11	73%	15
BAYCARE HEALTH SYSTEMS, LLC			15	100%	15
CONCORD LIFE SCIENCES LLC		3	12	80%	15
Baldwin Pediatrix		13	2	13%	15
EASTLAKE PEDIATRICS - TRINITY		15			15
ROBERT WOOD JOHNSON UNIVERSITY HOSP		13	2	13%	15
HODGES CLUSTER		2	13	87%	15
SPEARHEAD MEDICAL			15	100%	15
FAMILY AND INTERNAL MEDICINE AT AVALON PARK		12	3	20%	15
MINUTECLINIC, LLC		12	3	20%	15
RIVERSIDE COTTAGES AT THE SHORES, LLC			15	100%	15
SIGNATURE HEALTHCARE OF ORANGE PARK		14	1	7%	15
OLIVE BRANCH HEALTH AND REHABILITATION CENTER			15	100%	15
HOLLEY-NAVARRE MEDICAL CLINIC		5	10	67%	15
BROOKDALE ST AUGUSTINE			15	100%	15
BROOKDALE BRANDON	1	14			15
WINSHIPS PHARMACY INC		15			15
GLEN OAKS URGENT CARE		15			15
TELEVISIT MALABAR PEDIATRICS		5	10	67%	15
ORLANDO HEALTH		2	13	87%	15
HELIX DIAGNOSTICS			15	100%	15
PATHLINE			15	100%	15
DEPT OF VA MED CENTE-WEST PALM BEACH			15	100%	15
OPTUMCARE SOUTH FLORIDA, LLC		11	4	27%	15
TRINITY MEDICAL ASSOCIATES LLC			15	100%	15
VALLEY IMMEDIATE CARE		13	2	13%	15
MEADOWCREST MOLECULAR DIAGNOSTICS, LLC			15	100%	15
MINUTECLINIC DIAGNOSTIC OF TN PC #378		14	1	7%	15

COVID-19: testing by laboratory

Data through Jan 20, 2021 verified as of Jan 21, 2021 at 09:25 AM

Data in this report are provisional and subject to change.

The numbers in the table below represent the number of Florida and non-Florida residents for whom test results were received by the Department of Health. A person can be tested by more than one laboratory and can have both positive and negative results. **Therefore, the sum of the numbers in each column will be larger than the total number of people tested.**

Reporting lab	Inconclusive	Negative	Positive	Percent positive	Total
SOUTH CAROLINA DEPT OF HEALTH AND ENVIRONMENT CONTROL		2	13	87%	15
COMPLETE HOME CARE OF THE PALM BEACHES LLC		14	1	7%	15
ADVENT HEALTH MEDICAL GROUP- FAMILY MEDICINE AT DR. PHILIPS		10	5	33%	15
NOVANT HEALTH GOHEALTH URGENT CARE-HARRISBURG		8	7	47%	15
TOTTENVILLE CIRCLE URGENT CARE		15			15
ST VINCENT'S EAST		14	1	7%	15
ST AUGUSTINE PLANTATION		1	14	93%	15
MINIMALLY INVASIVE VASCULAR INC		13	2	13%	15
49D2045214PHYSICIAN OFFICE-WAIVER-MEDEXPRESS URGENT CARE - HARRISONBU		6	9	60%	15
FAMILY CARE CENTER OF ARLINGTON		10	5	33%	15
DIATHERIX		13	2	13%	15
PANAMA CITY VITAS HOSPICE		15			15
UAH STUDENT HEALTH CENTER		10	5	33%	15
OCEANSIDE URGENT CARE		15			15
CHARLOTTE CHD PORT CHARLOTTE		12	3	20%	15
CHILDRENS MEDICAL CENTER			15	100%	15
ROCKLAND URGENT CARE FAMILY HEALTH NP		15			15
SINAI HOSPITAL OF BALTIMORE		15			15
EXPRESS FAMILY CARE LLC			15	100%	15
MINUTE CLINIC DIAGNOSTIC OF VIRGINIA		11	4	27%	15
MILTON 4707		15			15
Citymd Of Lacey		14	1	7%	15
ROWLETT MIDDLE ACADEMY		13	2	13%	15
Belleair Healthcare Center		8	6	43%	14
M&V SAN JOSE MEDICAL CENTER			14	100%	14
CLEVELAND CLINIC FLORIDA		1	13	93%	14
EPIPHANY HEALTH		8	6	43%	14
ST JOSEPH HOSPITAL		13	1	7%	14
FLORIDA DEPARTMENT OF HEALTH IN HILLSBOROUGH COUNTY			14	100%	14
OSCEOLA ALF OPERATOR, LLC DBA□		14			14
CVS MINUTE CLINIC		1	13	93%	14
PREMIER URGENT CARE CENTER LLC			14	100%	14
BVL PEDIATRICS		14			14
FLORIDA HOSPITAL WINTER GARDEN		13	1	7%	14
WALK IN URGENT CARE			14	100%	14
AUBURN COMMUNITY HOSPITAL		12	2	14%	14
WAKULLA COUNTY HEALTH DEPARTMENT		5	9	64%	14
CLEARWATER EMPLOYEE HEALTH CLINIC		5	9	64%	14
FLUSHING HOSPITAL MEDICAL CENTER		11	3	21%	14
NEW YORK METHODIST HOSPITAL		13	1	7%	14
GRAND VILLA OF ST. PETERSBURG		12	2	14%	14
BENTON HOUSE OF PORT ORANGE		8	6	43%	14
STATEN ISLAND UNIVERSITY HOSPITAL		13	1	7%	14
PRATTVILLE BAPTIST HOSPITAL		11	3	21%	14
ASTORIA HEALTH AND REHABILITATION CENTER		13	1	7%	14
PERDIDO URGENT CARE		1	13	93%	14
MACKOUL PEDIATRICS FORT MYERS			14	100%	14

COVID-19: testing by laboratory

Data through Jan 20, 2021 verified as of Jan 21, 2021 at 09:25 AM

Data in this report are provisional and subject to change.

The numbers in the table below represent the number of Florida and non-Florida residents for whom test results were received by the Department of Health. A person can be tested by more than one laboratory and can have both positive and negative results. **Therefore, the sum of the numbers in each column will be larger than the total number of people tested.**

Reporting lab	Inconclusive	Negative	Positive	Percent positive	Total
MINUTE CLINIC DIAGNOSTIC OF NEW JERSEY		14			14
SIGMUND LABS LLC		14			14
ARDEN COURTS OF LELY PALMS		13	1	7%	14
MIRIMUS INC		1	13	93%	14
HOLMES COUNTY HEALTH DEPARTMENT		7	7	50%	14
BOCA SIMON		2	12	86%	14
SOUTHEASTERN UNIVERSITY INC		14			14
ROBERT H JENKINS JR VETERANS' DOMICILIARY HOME OF		11	3	21%	14
BROOKDALE CAPE CORAL		14			14
MEDEXPRESS URGENT CARE, MOON TOWNSHIP		13	1	7%	14
HEALTHFIRST ADVENT HEALTH CENTRA CARE COCOA BEACH			14	100%	14
BAPTIST MEDICAL CENTER EAST		11	3	21%	14
CLEVELAND CLINIC			14	100%	14
BAYLOR GENETICS		6	8	57%	14
POLK CHD BARTOW		13	1	7%	14
PROMEDICA LABORATORIES		11	3	21%	14
Wesley Place on Honeysuckle		12	2	14%	14
NORTHWESTERN MEMORIAL HOSPITAL			14	100%	14
MEDEMERGE		13	1	7%	14
Consulate Health Care of Jacksonville			14	100%	14
THE LODGE AND REHABILITATION CENTER		6	8	57%	14
BIO-TECH CLINICAL LABORATORIES INC		14			14
ALAN L MELOTEK MD		14			14
MULBERRY'S MOBILE PROVIDER SERVICES LLC			14	100%	14
WELLMED AT LAKE COPELAND		8	6	43%	14
MINUTECLINIC, LLC, DBA MINUTECLINIC #5		10	3	23%	13
BROOKDALE DELAND			13	100%	13
SILVER LAKE PEDIATRICS PA		11	2	15%	13
EAR NOSE AND THROAT ASSOCIATES OF MANATEE, P.A.		10	3	23%	13
ADVANCE URGENT CARE CENTER, LLC			13	100%	13
TEXAS DEPARTMENT OF STATE HEALTH SERVICES		3	10	77%	13
PARKWEST MEDICAL CENTER		11	2	15%	13
MONTEFIORE ST LUKE'S CORNWALL HOSPITAL		10	3	23%	13
UC HEALTH UNIVERSITY HOSPITAL		11	2	15%	13
MCWHORTER SCHOOL OF PHARMACY		13			13
BROOKLYN HOSPITAL CENTER DOWNTOWN CAMPUS		13			13
ISLAMORADA VILLAGE OF ISLANDS FIRE RESCUE		13			13
BARTON FAMILY PRACTICE		7	6	46%	13
CLINICAL LABORATORY SERVICES			13	100%	13
BASSETTI & ASSOCIATES, MD, PA			13	100%	13
AESTHETIC ENHANCEMENTS		13			13
VILLA OF KINGS AND QUEENS OF DELRAY		13			13
BLOUNT MEMORIAL HOSPITAL		12	1	8%	13
DYNAMIC DNA LAB		1	12	92%	13
URGENT TEAM		10	3	23%	13
Cross Care Center			13	100%	13
ATRIA WILLOW WOOD		12	1	8%	13

COVID-19: testing by laboratory

Data through Jan 20, 2021 verified as of Jan 21, 2021 at 09:25 AM

Data in this report are provisional and subject to change.

The numbers in the table below represent the number of Florida and non-Florida residents for whom test results were received by the Department of Health. A person can be tested by more than one laboratory and can have both positive and negative results. **Therefore, the sum of the numbers in each column will be larger than the total number of people tested.**

Reporting lab	Inconclusive	Negative	Positive	Percent positive	Total
D W MCMILLAN MEMORIAL HOSPITAL		4	9	69%	13
JOSEPH SCHENKER MD PC DBA CENTERS URGENT		11	2	15%	13
CORE LABORATORY		1	12	92%	13
PHELPS HOSPITAL LABORATORY		11	2	15%	13
LUCID DIAGNOSTICS LABS			13	100%	13
ESCAMBIA COMMUNITY CLINIC		2	11	85%	13
IN-OFFICE LAB		12	1	8%	13
DAVITA DIALYSIS		4	9	69%	13
SHELBY COUNTY HEALTH CARE CORPORATION		10	3	23%	13
Sunnyside Care Center		13			13
NORTHWEST FLORIDA SLEEP		1	12	92%	13
SONATA BOYNTON BEACH		12	1	8%	13
HUDSON VALLEY HOSPITAL CENTER LABORATORY		12	1	8%	13
FORT WALTON BEACH DEVELOPMENTAL CENTER		12	1	8%	13
UNIVERSITY LAB			13	100%	13
MINUTECLINIC DIAGNOSTIC OF HAWAII LLC		12	1	8%	13
KRYSTAL BAY NURSING AND REHABILITATION		10	3	23%	13
EAR NOSE & THROAT ASSOCIATES OF MANATEE PA		13			13
CARILLON SPORTS AND FAMILY MEDICINE		9	4	31%	13
BAYA URGENT CARE LLC		1	12	92%	13
CAREATC			13	100%	13
MAITLAND PRIMARY CARE		9	4	31%	13
SOUTHEAST FAMILY HEALTHCARE CENTER			13	100%	13
BROOKDALE MANDARIN CENTRAL			13	100%	13
JUST FOR KIDS PEDIATRICS		5	8	62%	13
ORANGE REGIONAL MEDICAL CENTER LABORATORY		10	3	23%	13
MINUTECLINIC DIAGNOSTICS MEDICAL GROUP		12	1	8%	13
UNIVERSITY HOSPITAL UC HEALTH		9	4	31%	13
BETHESDA HEALTH PHYSICIAN GROUP INC			13	100%	13
BRYAN WHITFIELD MEMORIAL HOSPITAL		8	5	38%	13
OPIS ISLAND LAKE CENTER		13			13
BAPTIST MEMORIAL HEALTH CARE		11	2	15%	13
GENTIVA HEALTH SERVICES		12	1	8%	13
CENTER ONE SURGERY CENTER		9	4	31%	13
SPRINGWOOD COURT		8	5	38%	13
MINUTECLINIC MINUTECLINIC #8746		13			13
ODYSSEY HEALTHCARE OF MARION COUNTY, LLC		13			13
CERON PEDIATRICS & INTEGRATIVE MEDICIN		13			13
MINUTECLINIC DIAGNOSTIC OF RHODE ISLAND, LLC #590		12	1	8%	13
FLORIDA STATE HOSPITAL			13	100%	13
CVS MINUTE CLINIC DIAGNOSTIC OF TEXAS LLC		10	3	23%	13
SOUTH NASSAU COMMUNITIES HOSPITAL		10	3	23%	13
LAKE COUNTY SCHOOLS EMPLOYEE HEALTH CENTER		6	7	54%	13
SOUTHLAND SUITES OF ORMOND BEACH		13			13
ROCKLEDGE		3	10	77%	13
MINUTECLINIC DIAGNOSTIC OF PENNSYLVANI		13			13
MINUTECLINIC, LLC, DBA MINUTECLINIC #2544		11	1	8%	12

COVID-19: testing by laboratory

Data through Jan 20, 2021 verified as of Jan 21, 2021 at 09:25 AM

Data in this report are provisional and subject to change.

The numbers in the table below represent the number of Florida and non-Florida residents for whom test results were received by the Department of Health. A person can be tested by more than one laboratory and can have both positive and negative results. **Therefore, the sum of the numbers in each column will be larger than the total number of people tested.**

Reporting lab	Inconclusive	Negative	Positive	Percent positive	Total
MI2297090CV HOLLAND-23D2189684		12			12
PROHEALTH CARE ASSOCIATES MOBILE		9	3	25%	12
MELBOURNE FAMILY PRACTICE		11	1	8%	12
SUWANNEE COUNTY JAIL		11	1	8%	12
COMPREHENSIVE CHILDCARE ASSOCIATES		8	4	33%	12
APPLE DIAGNOSTICS LAB		5	7	58%	12
GLEN OAKS HEALTH AND REHABILITATION CENTER			12	100%	12
OHIO STATE UNIVERSITY MEDICAL CENTER			12	100%	12
GRAND VILLA OF DELAND		9	3	25%	12
ST CLOUD MEDICAL GROUP		10	2	17%	12
BRADFORD COUNTY HEALTH DEPARTMENT		12			12
VPA PC LAB		12			12
BHA CENTRAL COUNTY CLINIC		1	11	92%	12
Ocala Oaks Rehabilitation Center		7	5	42%	12
STERLING HOUSE OF PUNTA GORDA		12			12
METHODIST MEDICAL CENTER		9	3	25%	12
ALWAYS BEST CARE SENIOR SERVICES		10	2	17%	12
BODYK		8	4	33%	12
LEON CHD		12			12
WALGREEN		4	8	67%	12
FLORIDA DEPT OF HEALTH		4	8	67%	12
UTAH DEPARTMENT OF HEALTH			12	100%	12
LIFE CARE OF PORT SAINT LUCIE		3	9	75%	12
LAB UNKNOWN		1	11	92%	12
MERIDIAN AT WATERWAYS, THE		10	2	17%	12
CUSTEAD CARE CENTER HAVEN HOSPICE		12			12
MEDEXPRESS URGENT CARE - ROBINSON TWP, STEUBENVILLE PIKE		11	1	8%	12
WELLMED AT PLANT CITY		8	4	33%	12
WACO HHSSURGEWACO	1	10	1	8%	12
VERITAS RESEARCH CORP			12	100%	12
THE PLAZA AT PARKSQUARE		12			12
INNOVATIVE RESEARCH OF WEST FLORIDA		9	3	25%	12
COASTAL FAMILY PRACTICE		7	5	42%	12
MERCY MEDICAL CENTER		5	7	58%	12
LAKE CO EMPLOYEE HEALTH AND WELLNESS CENTER		11	1	8%	12
ORANGE PEDIATRICS			12	100%	12
WORLD WRESTLING ENTERTAINMENT			12	100%	12
MINUTECLINIC DIAGNOSTIC PA		11	1	8%	12
LONG ISLAND JEWISH VALLEY STREAM		12			12
TLC FAMILY CARE HOME INC		12			12
PANCARE HEALTH - WEWA ELEMENTARY			12	100%	12
PRIMARY CARE MEDICINE	1	10	1	8%	12
Lady Lake Specialty Care			12	100%	12
TNC WALK IN CLINIC		9	3	25%	12
FHCP-PORT ORANGE		3	9	75%	12
PBSO WEST PALM FAMILY PRACTICE		1	11	92%	12
FORT HAMILTON URGENT CARE		12			12

COVID-19: testing by laboratory

Data through Jan 20, 2021 verified as of Jan 21, 2021 at 09:25 AM

Data in this report are provisional and subject to change.

The numbers in the table below represent the number of Florida and non-Florida residents for whom test results were received by the Department of Health. A person can be tested by more than one laboratory and can have both positive and negative results. **Therefore, the sum of the numbers in each column will be larger than the total number of people tested.**

Reporting lab	Inconclusive	Negative	Positive	Percent positive	Total
SUNLIFE PHARMACY		12			12
FAMILY CARE			12	100%	12
DIEGO FALLON MD PA		6	6	50%	12
BROWARD DIALYSIS			12	100%	12
COMMUNITY HEALTH OF SOUTH FLORIDA INC			12	100%	12
MAINSTREET FAMILY SELECT		1	11	92%	12
FAMILY HEALTH CENTER			12	100%	12
LAKES DIALYSIS CENTER INC			12	100%	12
CENTERPLACE HEALTH			12	100%	12
CARENOW URGENT CARE-BRENTWOOD		8	4	33%	12
ANYLABTESTNOW			12	100%	12
ST PETER'S UNIVERSITY HOSPITAL		9	3	25%	12
IREPERTOIRE_MOL_LAB		12			12
WOODHOUSE INC		12			12
ACADIAN DIAGNOSTIC LABORATORIES		8	4	33%	12
SUNSHINE PEDIATRICS OF CENTRAL FLORIDA PL		10	2	17%	12
MINUTECLINIC #8699		9	3	25%	12
STEWART MELBOURNE HOSPITAL, INC	1		11	92%	12
RAINBOW PEDIATRIC CENTER		2	10	83%	12
SUMMIT ATLANTIC SURGERY CENTER		12			12
ADVENT HEALTH - KISSIMMEE		3	9	75%	12
NAPLES GREEN VILLAGE		12			12
BROOKDALE PENSACOLA		12			12
FLORIDA PRESBYTERIAN HOMES INC		10	1	9%	11
EMERALD COAST PEDIATRICS			11	100%	11
St. Annes Nursing Center, St. Annes Residence, Inc.		11			11
PALM BEACH PATHOLOGY		9	2	18%	11
PINELLAS COUNTY HEALTH DEPARTMENT		2	9	82%	11
WINTER PARK CARE AND REHABILITATION			11	100%	11
LAKELAND HILLS CENTER		4	7	64%	11
NOVALIFE MEDSPA			11	100%	11
DMH STEINHATCHEE FAMILY MEDICINE		8	3	27%	11
GUARDANT HEALTH		7	4	36%	11
ADVENTHEALTH MEDICAL GROUP CARE CLINIC AT		8	3	27%	11
TROPICANA		5	6	55%	11
PRIMECARE ACQUISITION FAMILY PRACTICE INC		11			11
ACCESS MEDICAL CENTER			11	100%	11
TELEVISIT PALM BAY FAMILY PRACTICE		9	2	18%	11
JFK MEDICAL CENTER NORTH LAB		1	10	91%	11
FAMILY PRACTICE ON THE GO		6	5	45%	11
PREMIER LABORATORY SERVICES, LLC		5	6	55%	11
MHHS All Lab Subsection		11			11
CARLOS PORTU MD, PLLC			11	100%	11
ORCHID COVE		2	9	82%	11
VIRTUA WEST JERSEY HOSPITAL VOORHEES		9	2	18%	11
INTERMOUNTAIN CENTRAL LAB		1	10	91%	11
MOUNT DORA PEDIATRICS		9	2	18%	11

COVID-19: testing by laboratory

Data through Jan 20, 2021 verified as of Jan 21, 2021 at 09:25 AM

Data in this report are provisional and subject to change.

The numbers in the table below represent the number of Florida and non-Florida residents for whom test results were received by the Department of Health. A person can be tested by more than one laboratory and can have both positive and negative results. **Therefore, the sum of the numbers in each column will be larger than the total number of people tested.**

Reporting lab	Inconclusive	Negative	Positive	Percent positive	Total
MINUTECLINIC DIAGNOSTIC OF NORTH CAROLINA PC		9	2	18%	11
ARUP		11			11
SEMORAN FAMILY HEALTH LLC		10	1	9%	11
UNIVERSITY CENTRA CARE		10	1	9%	11
MI CASA DORADA ASSISTED LIVING FACILIT		11			11
LEHIGH VALLEY HOSPITAL		3	8	73%	11
DESOTO HEALTH AND REHAB LLC		7	4	36%	11
ELITE HOME HEALTH SERVICES		11			11
WOODLAND TOWERS		6	5	45%	11
Jupiter Medical Center Pavilion		10	1	9%	11
AIM LABORATORIES			11	100%	11
WATSON HEALTHCARE		8	3	27%	11
QUOTIENT SCIENCES LABS LLC			11	100%	11
CARE FAST MURABELLA		7	4	36%	11
CARESPOT EXPRESS HEALTHCARE			11	100%	11
NORTHERN WESTCHESTER HOSPITAL LABORATORY		9	2	18%	11
REDMED CLINIC OF ARLINGTON		10	1	9%	11
WHITE-WILSON MEDICAL CENTER		11			11
BROOKDALE DESTIN		1	10	91%	11
AVENTURA HOSPITAL AND MEDICAL CENTER			11	100%	11
TREASURE COAST URGENT CARE			11	100%	11
MEDEXPRESS URGENT CARE-ALTOONA		9	2	18%	11
HORIZON MEDICAL GROUP		9	2	18%	11
MEDICAL CENTER AFFILIATES WEST PALM			11	100%	11
ARDEN COURTS OF PALM HARBOR			11	100%	11
GADSDEN REGIONAL MEDICAL CENTER		11			11
BIOTECH CLINICAL LABORATORIES, INC.		1	10	91%	11
CARINGTON MANOR		11			11
SENIOR HOME CARE INC		11			11
CARE HERE		1	10	91%	11
NIGHT LITE PEDIATRICS CENTER, LLC		1	10	91%	11
MORTON PLANT MEASE			11	100%	11
BAPTIST PRIMARY CARE PONTE VEDRA		6	5	45%	11
ALCOVE ASSISTED LIVING FACILITY		11			11
FAMILY MEDICINE AT LONGWOOD			11	100%	11
UMHC/SYLVESTER AT KENDALL		1	10	91%	11
INN AT LAKE SEMINOLE SQUARE, THE		11			11
FIRST CHOICE PEDIATRICS INC		10	1	9%	11
JOSEF SCHENKER MD PC		11			11
SOUTHEASTERN LABORATORY			11	100%	11
MINUTECLINIC DIAGNOSTIC OF MICHIGAN PC		10	1	9%	11
BOCA SIMON LAB		1	10	91%	11
DOCTORS MEDICAL CENTER OF WALTON COUNTY CLINIC			11	100%	11
WELL-BEING MEDICAL CENTER PLLC		9	2	18%	11
THE TERRACE OF SAINT CLOUD		9	2	18%	11
WANTAGH URGENT CARE		8	3	27%	11
BELLEVUE HOSPITAL CENTER DEPARTMENT		11			11

COVID-19: testing by laboratory

Data through Jan 20, 2021 verified as of Jan 21, 2021 at 09:25 AM

Data in this report are provisional and subject to change.

The numbers in the table below represent the number of Florida and non-Florida residents for whom test results were received by the Department of Health. A person can be tested by more than one laboratory and can have both positive and negative results. **Therefore, the sum of the numbers in each column will be larger than the total number of people tested.**

Reporting lab	Inconclusive	Negative	Positive	Percent positive	Total
MINUTECLINIC DIAGNOSTIC MEDICAL GROUP		9	1	10%	10
VITALANT		1	9	90%	10
WEEMS MEMORIAL HOSPITAL		7	3	30%	10
MEDEXPRESS URGENT CARE - SEMINOLE SQUA		9	1	10%	10
MOSOLF PEDIATRICS			10	100%	10
ISLAND COAST PEDIATRICS IN-HOUSE LAB		10			10
ELTINGVILLE CIRCLE URGENT CARE		10			10
BEAUMONT LABORATORY			10	100%	10
COVANCE CENTRAL LABORATORY			10	100%	10
NEW JERSEY DEPARTMENT OF HEALTH COMMUNICABLE DISEASE SERVICE		3	7	70%	10
MEDEXPRESS URGENT CARE CHARLESTON		6	4	40%	10
CREATIVE TESTING SOLUTIONS		3	7	70%	10
MEDEXPRESS URGENT CARE - TIMBERLAKE		10			10
VETERNANS ADMINISTRATION			10	100%	10
Hackensack Umc Mountainside		9	1	10%	10
HCR MANORCARE		10			10
BAYCARE MEDICAL GROUP INC			10	100%	10
PRORENATA LABS		2	8	80%	10
KIDSVILLE PEDIATRICS			10	100%	10
URGENT CARE CENTER AT PINNACLE		4	6	60%	10
ONEIDA HEALTHCARE CENTER		8	2	20%	10
AMBRY GENETICS CORPORATION		10			10
MINUTECLINIC DIAGNOSTIC OF TN, PC 374		6	4	40%	10
CARENOW URGENT CARE - EAST NASHVILLE		8	2	20%	10
BROWARD HEALTH CARE			10	100%	10
EMERALD COAST HOSPICE - CRESTVIEW		10			10
PBC PREMIER FAMILY HEALTH			10	100%	10
PRIMECARE AT PORT ORANGE			10	100%	10
GRACE WELLNESS CENTER		3	7	70%	10
ARNOT OGDEN MEDICAL CENTER LABORATORY		10			10
Maury Regional Hospital		6	4	40%	10
BENTLEY VILLAGE II		1	9	90%	10
ACE BIOMEDICAL LABS LLC			10	100%	10
COMMUNITY HEALTH CENTER		2	8	80%	10
PANCARE HEALTH - VERNON ELEMENTARY			10	100%	10
NORTH OKALOOSA PHYSICIAN GROUP		10			10
Terrace of Jacksonville			10	100%	10
LAKEWOOD RANCH MEDICAL CENTER CLINICAL LAB			10	100%	10
PATHWAY PHARMACY			10	100%	10
NORTHWEST FLORIDA ENT, PA		4	6	60%	10
CORONA PATHOLOGY		10			10
LAKE BALDWIN CBOC		9	1	10%	10
MEDICAL LABORATORY DIAGNOSTICS			10	100%	10
CBC LAB		3	7	70%	10
St Joseph's Hospital & Medical Center		9	1	10%	10
TENNESSEE DEPARTMENT OF HEALTH (TDH) - CENTRAL LABORATORY		2	8	80%	10
ASSOCIATES MD CYPRESS CREEK			10	100%	10

COVID-19: testing by laboratory

Data through Jan 20, 2021 verified as of Jan 21, 2021 at 09:25 AM

Data in this report are provisional and subject to change.

The numbers in the table below represent the number of Florida and non-Florida residents for whom test results were received by the Department of Health. A person can be tested by more than one laboratory and can have both positive and negative results. **Therefore, the sum of the numbers in each column will be larger than the total number of people tested.**

Reporting lab	Inconclusive	Negative	Positive	Percent positive	Total
FAMILY MEDICINE AT HUNTERS CREEK		10			10
LAKE NONA MEDICAL SERVICES		3	7	70%	10
CVS TN5639POCT FARRAGUT		9	1	10%	10
ALABAMA DEPARTMENT OF PUBLIC HEALTH		1	9	90%	10
BROOKDALE PANAMA CITY		9	1	10%	10
PARROTT MEDICAL CLINIC			10	100%	10
SAMARITAN MEDICAL CENTER		10			10
ILLINOIS DEPT OF PUBLIC HEALTH LAB - SPRINGFIELD			10	100%	10
Hialeah Nursing And Rehabilitation Center		6	4	40%	10
VASCONCELLO COHEN MD PA		9	1	10%	10
ROSS MEDICAL GROUP			10	100%	10
MEYER PEDIATRICS CHTD		10			10
SAVANNAH MANOR ASSISTED LIVING COMMUNITY			10	100%	10
GENESIS		7	3	30%	10
ADVENT HEALTH - WINTER HAVEN		6	4	40%	10
BOCA RATON REGIONAL HOSPITAL LAB			10	100%	10
MEDEX REGIONAL LABORATORIES LLC		1	9	90%	10
APPALACHIAN REGIONAL HEALTHCARE SYSTEM		10			10
VALDOSTA FAMILY MEDICINE			10	100%	10
MEDEXPRESS URGENT CARE PARKERSBURG		8	2	20%	10
WELLMED AT SOUTH PARSONS		8	2	20%	10
VILLAGE PLACE HEALTH AND REHAB		9			9
NEMOURS CHILDREN'S PRIMARY CARE VERO BEACH			9	100%	9
ADVENTHEALTH MEDICAL GROUP		9			9
MINUTECLINIC DIAGNOSTIC OF LOUISIANA		8	1	11%	9
PLYMOUTH HARBOR INCORPORATED		9			9
SURGERY CENTER OF CORAL GABLES LLC,THE		8	1	11%	9
NATURE COAST REGIONAL MEDICAL CENTER			9	100%	9
MEADOWCREST FAMILY PHYSICIANS PA			9	100%	9
LAKE NONA MEDICAL SERVICE LLC		9			9
URGENT CARE & FAMILY PRACTICE CENTER			9	100%	9
MEDEXPRESS URGENT CARE- MARYLAND		8	1	11%	9
WADSWORTH CENTER - DAVID AXELROD INSTITUTE		8	1	11%	9
ANY LAB TEST NOW INC			9	100%	9
CHILDREN'S HEALTH CENTER INC.		7	2	22%	9
BAYFRONT HEALTH ST PETERSBURG		8	1	11%	9
MISSOURI DEPARTMENT OF HEALTH AND SENIOR SERVICES			9	100%	9
OMNI			9	100%	9
UNAVAILABLE/UNKNOWN/NO INFORMATION FOUND			9	100%	9
SAMARITAN HOSPITAL LABORATORY		8	1	11%	9
MINUTE CLINIC LLC #1448		8	1	11%	9
FIRST CHOICE PEDIATRICS WINTER SPRINGS		9			9
CARENOW URGENT CARE-MT JULIET		8	1	11%	9
PATEL MEDICAL VENTURES		8	1	11%	9
WESTCHESTER GENERAL HOSPITAL BLOOD GAS LAB			9	100%	9
ADVENT HEALTH CENTRA CARE - ORANGE LAKE		1	8	89%	9
ST JOSEPH'S HOSPITAL LABORATORY			9	100%	9

COVID-19: testing by laboratory

Data through Jan 20, 2021 verified as of Jan 21, 2021 at 09:25 AM

Data in this report are provisional and subject to change.

The numbers in the table below represent the number of Florida and non-Florida residents for whom test results were received by the Department of Health. A person can be tested by more than one laboratory and can have both positive and negative results. **Therefore, the sum of the numbers in each column will be larger than the total number of people tested.**

Reporting lab	Inconclusive	Negative	Positive	Percent positive	Total
THE VILLAGES HEALTH		5	4	44%	9
OUR HOME AT BEACON HILL			9	100%	9
STATEN ISLAND UNIVERSITY HOSPITAL SEGUINE AVE		9			9
MAINSTREET FAMILY CARE			9	100%	9
STEINHATCHEE DRUGS		6	3	33%	9
BLOCK NATION CHASE		4	5	56%	9
AVALON FAMILY RESORT ASSISTED LIVING LLC		9			9
MONROE COUNTY HOSPITAL		6	3	33%	9
URGENT CARE USA LLC		1	8	89%	9
FLORIDA MEDICAL CLINIC - MULTI SPECIALTY CAMPUS		2	7	78%	9
RICHMOND UNIVERSITY MEDICAL CENTER		7	2	22%	9
RIVERSIDE MEDICAL GROUP		8	1	11%	9
LAKEVIEW HEALTH SYSTEMS			9	100%	9
LOREY ALF		9			9
AMERICAN HEALTH ASSOCIATES INC		1	8	89%	9
TMH PHYSICIAN PARTNERS - MONTICELLO		8	1	11%	9
AEGIS MEDICAL GROUP			9	100%	9
BAYONET POINT HOSPITAL			9	100%	9
MEDEXPRESS URGENT CARE - WINCHESTER GATEWAY		7	2	22%	9
NORTHSHORE UNIVERSITY HEALTHSYSTEM EVANSTON HOSPITAL LAB			9	100%	9
MOLECULAR PATHOLOGY LABORATORY			9	100%	9
CONSULATE HEALTH CARE OF PENSACOLA			9	100%	9
PRECISION GENETICS			9	100%	9
CVS MINUTE CLINIC DIAGNOSTIC OF WISCONSIN		9			9
NASSAU COUNTY JAIL		9			9
CHEMISYS LABORATORIES		1	8	89%	9
GCPM MANUAL MICROBIOLOGY		1	8	89%	9
CORNER OAK ESTATE LLC		9			9
COLLIER COUNTY JAIL		9			9
ORANGE PARK PEDIATRIC ASSOCIATES		1	8	89%	9
WINDSOR OF SAN PABLO, THE		6	3	33%	9
MC DIAGNOSTIC OF CONNECTICUT, PC #775		8	1	11%	9
MICHIGAN DEPARTMENT OF COMMUNITY HEALTH		1	8	89%	9
ACCESS PHARMACY		9			9
CVS PHARMACY NO 274		9			9
PEDIATRIC HEALTH CARE ALLIANCE			9	100%	9
NORTHWEST FLORIDA COMMUNITY HOSPITAL LABORATORY		8	1	11%	9
UHEALTH AT FISHER ISLAND			9	100%	9
NURSING PLUS OF BROWARD LLC		1	8	89%	9
OPTIMAL CARE PEDIATRICS			9	100%	9
MIDMICHIGAN MEDICAL CENTER			9	100%	9
PROMEDICA SENIOR LIVING		9			9
MINUTECLINIC DIAGNOSTIC OF TN PC #566		8	1	11%	9
LPG PEDIATRICS AT PAGE FIELD		9			9
ORANGE PARK PEDIATRICS		4	4	50%	8
AZALEA HEALTH		2	6	75%	8
FOUNTAINVIEW BY FIVE STAR QUALITY CARE		7	1	13%	8

COVID-19: testing by laboratory

Data through Jan 20, 2021 verified as of Jan 21, 2021 at 09:25 AM

Data in this report are provisional and subject to change.

The numbers in the table below represent the number of Florida and non-Florida residents for whom test results were received by the Department of Health. A person can be tested by more than one laboratory and can have both positive and negative results. **Therefore, the sum of the numbers in each column will be larger than the total number of people tested.**

Reporting lab	Inconclusive	Negative	Positive	Percent positive	Total
BEAUMONT EMERGENCY CENTER			8	100%	8
DIXIE COUNTY HEALTH DEPARTMENT		6	2	25%	8
LIFE CARE CITRUS COUNTY			8	100%	8
PINELLAS 1 HOME HEALTH CARE CORP		8			8
URGENT MEDICAL CENTER INC		2	6	75%	8
MINUTE CLINIC DIAGNOSTIC OF SC, LLC #42		7	1	13%	8
CARROLL GARDENS URGENT CARE		8			8
SHERMAN-ABRAMS LABORATORY INC		7	1	13%	8
GENEXPERT			8	100%	8
ORMOND BEACH CENTRA CARE			8	100%	8
HUNTINGTON URGENT CARE		8			8
Sunset Lake Health and Rehabilitation Center		8			8
PALM BEACH COUNTY HEALTH DEPARTMENT LABORATORY			8	100%	8
ST. JOSEPH HOSPITAL AND HEALTH CARE INC.			8	100%	8
PERSONAL PEDIATRICS PA		6	2	25%	8
ALLINA HEALTH - ABBOTT NORTHWESTERN HOSPITAL		5	3	38%	8
ROBERT WOOD JOHNSON HOSPITAL		7	1	13%	8
MONTEFIORE MEDICAL CENTER LABORATORIES - WEILER		6	2	25%	8
ORLANDO HEALTH PHYSICIAN ASSOCIATES		4	4	50%	8
CVS MINUTE CLINIC, LLC		6	2	25%	8
DOCTOR'S IN-HOUSE LAB/COMMUNITY HEALTH CENTERS OF PINELLAS - CLEARWATE			8	100%	8
EXECUTIVE MEDICAL SERVICES		8			8
MEDEXPRESS URGENT CARE, BUTLER		5	3	38%	8
THE MARY IMOGENE BASSETT HOSPITAL		8			8
BAPTIST OUTPATIENT			8	100%	8
MEDEXPRESS URGENT CARE - WASHINGTON		6	2	25%	8
HEALTHMARK REGIONAL HOSPITAL LAB		4	4	50%	8
CVS MINUTE CLINIC DIAGNOSTIC OF TEXAS, LLC		8			8
CIAN DIAGNOSTICS			8	100%	8
MINUTE CLINIC LLC #5733		8			8
MONTEFIORE MEDICAL CENTER LABORATORIES - NORTH		8			8
X-GENE MOLECULAR LABS		1	7	88%	8
MEDEXPRESS URGENT CARE-LATROBE		8			8
ST CHARLES HOSPITAL LABORATORY		8			8
CHILDREN'S HEALTHCARE OF ATLANTA/EGLESTON		8			8
MEDEXPRESS URGENT CARE - LAFAYETTE		7	1	13%	8
Grand Villa of Deerfield Beach		6	2	25%	8
CONSULATE HEALTH CARE		7	1	13%	8
FLORIDA MENTOR		7	1	13%	8
ADVENT HEALTH - FOUR CORNERS ER		8			8
MEDEXPRESS URGENT CARE - PANTOPS		7	1	13%	8
EMERGENCY MEDICAL CENTER		3	5	63%	8
RED MOUNTAIN DIAGNOSTICS		8			8
INTERNAL MEDICINE ASSOCIATES OF JACKSON HOSPITAL			8	100%	8
CENTRAL FLORIDA PEDIATRIC URGENT CARE LLC		7	1	13%	8
CROSSROADS URGENT CARE, PLLC		8			8
HUNTINGTON VILLAGE URGENT CARE		8			8

COVID-19: testing by laboratory

Data through Jan 20, 2021 verified as of Jan 21, 2021 at 09:25 AM

Data in this report are provisional and subject to change.

The numbers in the table below represent the number of Florida and non-Florida residents for whom test results were received by the Department of Health. A person can be tested by more than one laboratory and can have both positive and negative results. **Therefore, the sum of the numbers in each column will be larger than the total number of people tested.**

Reporting lab	Inconclusive	Negative	Positive	Percent positive	Total
Manor Care of Dunedin		6	2	25%	8
FAMILY PRACTICE OF DAVIE INC			8	100%	8
VIP WALK IN CLINIC			8	100%	8
HARBORCHASE OF DR PHILLIPS		7	1	13%	8
ASHRAF MEDICAL GROUP PLLC DBA PULSE M		7	1	13%	8
MEDEXPRESS URGENT CARE - BENTON HARBOR		8			8
BAPTIST HEALTH			8	100%	8
PUTNAM COUNTY EMERGENCY RESCUE SERVICE		5	3	38%	8
GRAND VILLA OF ALTAMONTE SPRINGS		1	7	88%	8
NATIONAL GENETICS INST LABCORP		3	5	63%	8
DOCTOR'S IN HOUSE LAB			8	100%	8
SIDHDH INC DBA SAN CARLOS PHARMACY		6	2	25%	8
RIVERWOOD CENTER,THE			8	100%	8
WELLIGENT		1	7	88%	8
FORT PIERCE FAMILY CARE INC		3	5	63%	8
FHCP-ORANGE CITY			8	100%	8
NOMI HEALTH LAB SERVICES LLC			8	100%	8
COLLIER COUNTY HEALTH DEPT.		4	4	50%	8
MICHAEL A VENAZIO MD		6	2	25%	8
MEDEXPRESS URGENT CARE MONACA		8			8
DORAL URGENT CARE			8	100%	8
GENEUS DIAGNOSTICS			8	100%	8
URGENT TEAM MANAGEMENT OF TENNESSEE		7	1	13%	8
DOH-TAMPA BRANCH LABORATORY (MLK BLVD)		4	4	50%	8
INDIANA STATE DEPARTMENT OF HEALTH		1	7	88%	8
COLLIER BLVD HMA PHYSICIAN MANAGEMENT,, LLC			8	100%	8
FLORIDA CLINICAL LAB		1	7	88%	8
PENSACOLA CLUSTER			8	100%	8
CARENOW URGENT CARE-WEST END		6	2	25%	8
PASSPORT HEALTH			8	100%	8
ALACHUA COUNTY HEALTH DEPARTMENT		1	7	88%	8
ST CLOUD PHYSICIAN MANAGMENT LLC		7	1	13%	8
MINUTECLINIC DIAGNOSTIC OF SOUTH CAROL		7	1	13%	8
MAIMONIDES MEDICAL CENTER		5	3	38%	8
HIGH TOWER ALF LLC		7	1	13%	8
HOLY NAME MEDICAL CENTER	1	6	1	13%	8
STATMED OCALA			8	100%	8
SYLVESTER AT PLANTATION LABORATORY		7	1	13%	8
GOLISANO CHILDREN'S HOSPITAL OF SOUTHWEST FLORIDA		6	2	25%	8
AFC URGENT CARE - CEDAR GROVE		8			8
BARTON PARKER OD PC		8			8
PASSPORT HEALTH OF TAMPA BAY		8			8
ADVENTHEALTH MEDICAL GROUP PULMONOLOGY		7	1	13%	8
WELLMED AT PORT ST LUCIE WEST		6	2	25%	8
THE WOLFF CENTER FOR CHILD & ADOLESCENT HEALTH			8	100%	8
HAVEN HOSPICE			8	100%	8
WHITE SANDS OUTPATIENT SERVICES (WSOP SERVICES LLC		8			8

COVID-19: testing by laboratory

Data through Jan 20, 2021 verified as of Jan 21, 2021 at 09:25 AM

Data in this report are provisional and subject to change.

The numbers in the table below represent the number of Florida and non-Florida residents for whom test results were received by the Department of Health. A person can be tested by more than one laboratory and can have both positive and negative results. **Therefore, the sum of the numbers in each column will be larger than the total number of people tested.**

Reporting lab	Inconclusive	Negative	Positive	Percent positive	Total
NIGHT OWL PEDIATRICS URGENT CARE			8	100%	8
MEDICANA NURSING AND REHAB CENTER			8	100%	8
WILTON MANORS HEALTH & REHABILITATION CENTER			8	100%	8
GENE STREET LABORATORIES, LLC		6	2	25%	8
VETERANS AFFAIRS MEDICAL CENTER - OUTPATIENT			8	100%	8
FLORIDA HEART AND VASCULAR MULTISPECIALTY GROUP		8			8
JOHNS HOPKINS MEDICAL LABORATORIES		1	7	88%	8
MIRIMUS CLINICAL LABS		3	5	63%	8
CVS MINUTE CLINIC DIAGNOSTIC MED GRP OF CA		8			8
HEALTHPARK MEDICAL CTR NURSING SVC		8			8
DAVID LAWRENCE CENTER INC		7	1	13%	8
PUTNAM FAMILY CARE INC		3	5	63%	8
ADVENTHEALTH MEDICAL GROUP PEDIATRICS AT		2	6	75%	8
MEDEXPRESS URGENT CARE - CHRISTIANBURG		7	1	13%	8
ATLANTIC CONSOLIDATED LABORATORY		8			8
VIGILINT HEALTHCARE		5	3	38%	8
UNIVERSITY MEDICAL CENTER		8			8
MEDEXPRESS URGENT CARE - MONROE		8			8
CRESTVIEW IMMEDIATE CARE LL			8	100%	8
MED LABS DIAGNOSTICS		5	3	38%	8
LAKE HOWARD HEIGHTS	1	7			8
FLORIDA HOSPITAL PHYSICIAN GROUP		3	5	63%	8
MEDEXPRESS URGENT CARE-KATY		5	3	38%	8
SURGOINSVILLE PHARMACY		8			8
CLEVELAND TENNESSEE HOSPITAL COMPANY		7	1	13%	8
JX REF LAB			8	100%	8
MID-HUDSON VALLEY DIVISION OF WESTCHESTER MEDICAL		8			8
GULF COAST MEDICAL GROUP		2	6	75%	8
Signature Healthcare of Ormond		8			8
LAWTON CHILES HEALTH CENTER		1	6	86%	7
CVS MINUTE CLINIC DIAGNOSTIC OF VIRGINIA		7			7
CIGNA PBSO WEST PALM			7	100%	7
MEDEXPRESS URGENT CARE - FAYETTEVILLE		5	2	29%	7
QUE		4	3	43%	7
MULBERRY CARE CENTER		4	3	43%	7
MOBILE RESPONSE DIAGNOSTICS LLC		6	1	14%	7
HEALTH NETWORK LABORATORIES		6	1	14%	7
MINUTECLINIC, LLC, DBA MINUTECLINIC #6106		5	2	29%	7
CVS PHARMACY #8800		5	2	29%	7
ST JUDE LABORATORIES		5	2	29%	7
ABBAY MANOR RETIREMENT RESIDENCE INC		7			7
CARENOW URGENT CARE-MADISON		7			7
ROSEMONT GARDENS INC		7			7
Ocoee Health Care Center		7			7
RIVERVIEW REGIONAL MEDICAL CENTER		6	1	14%	7
KENDALL REGIONAL MEDICAL CNTR			7	100%	7
PEDIATRIC ASSOCIATES AT ARGYLE PA		7			7

COVID-19: testing by laboratory

Data through Jan 20, 2021 verified as of Jan 21, 2021 at 09:25 AM

Data in this report are provisional and subject to change.

The numbers in the table below represent the number of Florida and non-Florida residents for whom test results were received by the Department of Health. A person can be tested by more than one laboratory and can have both positive and negative results. **Therefore, the sum of the numbers in each column will be larger than the total number of people tested.**

Reporting lab	Inconclusive	Negative	Positive	Percent positive	Total
HEALTH CARE LABORATORY SERVICES		1	6	86%	7
TRUE HEALTH DIAGNOSTICS		1	6	86%	7
LEPE'S HOUSE			7	100%	7
OCALA FAMILY MEDICAL CENTER		7			7
LIFE'S SPECIAL MOMENTS INC		7			7
SUPERIOR RESIDENCES AT CALA HILLS		7			7
G & R HEALTH MART PHARMACY		4	3	43%	7
BREVARD HEALTH ALLIANCE INC, THE		2	5	71%	7
ADVENTIST HEALTH SYSTEM FLORIDA DEPT OF HEALTH		3	4	57%	7
PEDIATRICS OF CENTRAL FLORIDA		5	2	29%	7
ST VINCENT'S CHILTON		5	2	29%	7
PALM POINT BEHAVIORAL HEALTH		7			7
NEW YORK PRESBYTERIAN - LOWER MANHATTAN		7			7
NOVANT HEALTH INPATIENT CARE		2	5	71%	7
NORTON HEALTHCARE			7	100%	7
HOLY GARDEN ALF, INC.		7			7
SOUTH CAROLINA DEPARTMENT OF HEALTH			7	100%	7
SEA LEVEL LABS			7	100%	7
HEALTHWORKS MED GROUP OF FLORIDA PA		2	5	71%	7
MINUTECLINIC DIAGNOSTIC OF TN PC #320		6	1	14%	7
OPTIONS FOR SENIORS INC DBA PALM KREST MANOR		5	2	29%	7
EP MEDICAL EQUIPMENT PHARMACY		6	1	14%	7
YORKVILLE PEDIATRIC URGENT CARE		7			7
WINDSOR OF GAINESVILLE		7			7
DOCTOR'S IN-HOUSE LAB/COMMUNITY HEALTH CENTERS OF PINELLAS -PINELLAS P			7	100%	7
BRADENTON PHYSICIANS MEDICAL CENTER			7	100%	7
BAPTIST PEDIATRICS		6	1	14%	7
ECLRS		2	5	71%	7
FLORIDA CENTER FOR DERMATOLOGY LABORATORY			7	100%	7
WYOMING COUNTY COMMUNITY HOSPITAL LABORATORY		7			7
MINUTECLINIC DIAGNOSTIC OF TN, PC 4992		7			7
DOCTORS CLINICAL LABORATORY, INC		5	2	29%	7
Thermopolis Rehabilitation Wellness		7			7
GENTRY PARK ORLANDO ASSISTED LIVING		6	1	14%	7
HEARTLAND PEDIATRICS OF LAKE PLACID			7	100%	7
DIAGNOSTIC CLINIC		6	1	14%	7
Rosewood Healthcare and Rehabilitation Center		5	2	29%	7
MONTEFIORE NYACK HOSPITAL AFFILIATED LABORATORY		7			7
WATERFORD AT CREEKSIDE, THE			7	100%	7
ADEPT INPATIENT MEDICAL SERVICES PC		7			7
LAB UNKNOWN		6	1	14%	7
TRUE HEALTH		5	2	29%	7
VITAS HEALTHCARE CORPORATION OF FL			7	100%	7
FAMILY MEDICINE OF WESTON LLC			7	100%	7
CALLAWAY CLINIC		5	2	29%	7
MERCY HEALTH—MUSKEGON		6	1	14%	7
SONORA QUEST LABORATORIES			7	100%	7

COVID-19: testing by laboratory

Data through Jan 20, 2021 verified as of Jan 21, 2021 at 09:25 AM

Data in this report are provisional and subject to change.

The numbers in the table below represent the number of Florida and non-Florida residents for whom test results were received by the Department of Health. A person can be tested by more than one laboratory and can have both positive and negative results. **Therefore, the sum of the numbers in each column will be larger than the total number of people tested.**

Reporting lab	Inconclusive	Negative	Positive	Percent positive	Total
MC DIAGNOSTIC OF CONNECTICUT, PC #1960		7			7
KANSAS DEPARTMENT OF HEALTH		2	5	71%	7
JACKSON CLINIC PA,THE		3	4	57%	7
WILDLIGHT LAB			7	100%	7
ENT AND ALLERGY ASSOCIATES OF FLORIDA LLC		6	1	14%	7
KEYSTONE PLACE AT NAPLES PRESERVE		4	3	43%	7
CVS MINUTE CLINIC DIAGNOSTIC PA		5	2	29%	7
SCHOOL OF PHARMACY AND PHARMACEUTICAL		7			7
ARCHBOLD MEMORIAL HOSPITAL/LAB		3	4	57%	7
CIGNA ONSITE HEALTH LLC		2	5	71%	7
PBC FOUND CARE INC			7	100%	7
THOMAS JEFFERSON UNIVERSITY HOSPITAL		4	3	43%	7
LAKELAND REGIONAL HEALTH GATEWAY CENTER		7			7
MEDLABS DIAGNOSTICS		7			7
PULSE & REMEDY LLC			7	100%	7
LEE COUNTY HEALTH DEPARTMENT		4	3	43%	7
FREEDOM SQUARE NURSING CENTER□			7	100%	7
MINUTECLINIC DIAGNOSTIC OF TN, PC 6438		5	2	29%	7
FLORIDA DIGESTIVE AND LIVER SPECIALIST		7			7
SOUTH COM HEALTH CLINIC, DEPT. OF THE ARMY		7			7
ALAN SERURE MD		7			7
CVS NC187POCT CHARLOTTE		7			7
CVS HEALTH, #3396		7			7
FLORIDA HOSPITAL WINTER PARK		6	1	14%	7
SARASOTA - ROBERT L TAYLOR COMMUNITY CENTER□		1	6	86%	7
CARESOUTH HHA HOLDINGS OF TALLAHASSEE LLC		7			7
DALLAS COUNTY HEALTH AND HUMAN SERVICES			7	100%	7
ST VINCENT'S ST CLAIR		4	3	43%	7
AVON PARK PEDIATRICS			7	100%	7
DEBARY HEALTH AND REHABILITATION CENTER		6	1	14%	7
BAYCARE MEDICAL GROUP		1	6	86%	7
BENSONHURST URGENT CARE		7			7
MINUTECLINIC, LLC #4230		6	1	14%	7
ILLINOIS DEPARTMENT OF PUBLIC HEALTH			7	100%	7
IRL MARKET LAB			7	100%	7
ALACHUA			7	100%	7
IU HEALTH PATHOLOGY		1	6	86%	7
JUPITER ISLAND PUBLIC SAFETY		5	2	29%	7
LYNMOORE,THE		7			7
GNT ASSOCIATES		6	1	14%	7
MEDEXPRESS URGENT CARE - MAPLE DRIVE		7			7
RIVER OAKS TREATMENT CENTER			7	100%	7
PENINSULA CARE AND REHABILITATION CENTER			7	100%	7
COMMUNITY MEDICAL AND DENTAL CARE INC		7			7
LUXOR SCIENTIFIC LLC		1	6	86%	7
ALLEGRO - TAMPA	1	4	2	29%	7
FLORIDA HOSPITAL KISSIMMEE		4	3	43%	7

COVID-19: testing by laboratory

Data through Jan 20, 2021 verified as of Jan 21, 2021 at 09:25 AM

Data in this report are provisional and subject to change.

The numbers in the table below represent the number of Florida and non-Florida residents for whom test results were received by the Department of Health. A person can be tested by more than one laboratory and can have both positive and negative results. **Therefore, the sum of the numbers in each column will be larger than the total number of people tested.**

Reporting lab	Inconclusive	Negative	Positive	Percent positive	Total
METROPOLITAN HOSPITAL CENTER		6	1	14%	7
CLINIC OF PEDIATRICS & GI MEDICINE INC			7	100%	7
UNIVERSITY OF WASHINGTON MEDICAL CENTER			7	100%	7
DEPARTMENT OF HEALTH- CITRUS COUNTY			7	100%	7
Consulate Health Care of Brandon		7			7
VERMONT DEPARTMENT OF HEALTH		1	6	86%	7
STAT MEDICAL CLINIC III INC		5	2	29%	7
Westchester General Hospital			7	100%	7
PALM BEACH CDH - DELRAY BEACH			6	100%	6
UNILAB		2	4	67%	6
JERSEY SHORE MEDICAL CENTER		6			6
BAY COUNTY HEALTH DEPARTMENT		6			6
MEDEXPRESS URGENT CARE - BEECH GROVE		5	1	17%	6
HILA BECKERMAN MD LLC		6			6
PR HEALTH		1	5	83%	6
OPTUM PRIMARY CARE - FOUNTAIN OAKS		2	4	67%	6
MINUTECLINIC DIAGNOSTIC OF TN PC #6415		5	1	17%	6
BROOKDALE LAKE ORIENTA			6	100%	6
MINUTECLINIC DIAGNOSTIC OF NEW JERSEY, LLC # 7069		6			6
FLORIDA MEDICAL CLINIC IM MLK		6			6
MINUTECLINIC DIAGNOSTIC OF TEXAS		5	1	17%	6
GENETIC TECHNOLOGICAL INNOVATIONS			6	100%	6
SAINT PETER'S UNIVERSITY HOSPITAL		6			6
MINUTECLINIC DIAGNOSTIC OF RHODE ISLAND		4	2	33%	6
MEDEXPRESS URGENT CARE - SALEM		3	3	50%	6
GRACE REHABILITATION CENTER OF VERO BEACH		4	2	33%	6
RESIDENTIAL PLAZA AT BLUE LAGOON INC		6			6
MEDICAL CENTER AT OCEAN REEF		1	5	83%	6
LANE PEDIATRICS PA			6	100%	6
MEDEXPRESS URGENT CARE, JOHNSTOWN		5	1	17%	6
CITYMD		1	5	83%	6
FHPG_EXP CARE W HILLSBOROUGH			6	100%	6
PATHGROUP LABS, LLC		4	2	33%	6
MINUTECLINIC DIAGNOSTIC OF PA, LLC (1036)		5	1	17%	6
ARLINGTON OF NAPLES		6			6
ST. CLOUD PHARMACY AND WELLNESS CENTER		3	3	50%	6
MEDEXPRESS URGENT CARE - HOT SPRINGS		6			6
MEDEXPRESS URGENT CARE - SWANSEA, N ILLINOIS ST		5	1	17%	6
PENN MEDICINE PRINCETON MEDICAL CENTER		6			6
MEDEXPRESS URGENT CARE - ELM GROVE		5	1	17%	6
CARENOW URGENT CARE-GREEN HILLS		6			6
CLEARWATER PEDIATRIC CARE		1	5	83%	6
OSWEGO HOSPITAL LABORATORY		6			6
CONCENTRA			6	100%	6
ST LUCIE COUNTY JAIL		6			6
MIAMI BEACH COMMUNITY HEALTH CENTER INC			6	100%	6
MINUTECLINIC, LLC #244		5	1	17%	6

COVID-19: testing by laboratory

Data through Jan 20, 2021 verified as of Jan 21, 2021 at 09:25 AM

Data in this report are provisional and subject to change.

The numbers in the table below represent the number of Florida and non-Florida residents for whom test results were received by the Department of Health. A person can be tested by more than one laboratory and can have both positive and negative results. **Therefore, the sum of the numbers in each column will be larger than the total number of people tested.**

Reporting lab	Inconclusive	Negative	Positive	Percent positive	Total
CARE ATC - CITY OF BOYNTON BEACH		2	4	67%	6
JOHNS HOPKINS ALL CHILDRENS			6	100%	6
MEDEXPRESS ELKINS		6			6
MINUTECLINIC DIAGNOSTIC OF TN PC #386		6			6
THE CLINIC PREMISE HEALTH			6	100%	6
CVS MINUTE CLINIC DIAGNOSTIC OF NEW JERSEY		6			6
ST LUKES ROOSEVELT LABORATORY		6			6
MINUTECLINIC, LLC #05038		6			6
MEDEXPRESS URGENT CARE - MIDLOTHIAN		6			6
PANCARE HEALTH - HOSFORD SCHOOL			6	100%	6
CARENOW URGENT CARE-SOUTHLAKE			6	100%	6
MEDEXPRESS URGENT CARE - STAUNTON		2	4	67%	6
Grand Villa of Dunedin			6	100%	6
DOT DOC SARASOTA		5	1	17%	6
INSPIRED LIVING AT PALM BAY		6			6
CITIZENS BAPTIST MEDICAL CENTERS LAB		5	1	17%	6
Florida Clinical Laboratory		1	5	83%	6
BAYCARE ALLIANT HOSPITAL			6	100%	6
CHILDREN'S HOSPITAL OF PHILADELPHIA		5	1	17%	6
AIR, LAND & SEA PHYSICALS & CONSULTATIONS, LLC		6			6
EL PARAISO HOME INC		6			6
NORTHERN DUTCHESS HOSPITAL LABORATORY		5	1	17%	6
BROOKDALE CLERMONT			6	100%	6
TEXAS MEDCLINIC			6	100%	6
OPTUM SILVER LAKES			6	100%	6
CVS MINUTE CLINIC DIAGNOSTIC MED GRP OF SAN		4	2	33%	6
AMERICAN EAGLE LEESBURG AL LLC DBA VISTA LAKE			6	100%	6
UF HEALTH			6	100%	6
SONORAN DESERT PATHOLOGY ASSOCIATES			6	100%	6
MEDEXPRESS URGENT CARE - RICHMOND, NINE MILE RD		5	1	17%	6
LUMADOC HEALTH		4	2	33%	6
MEDEXPRESS URGENT CARE-PITTSFIELD		6			6
FLORIDA HOSPITAL APOPKA		5	1	17%	6
VIBRANT AMERICA		4	2	33%	6
MANATEE PEDIATRICS			6	100%	6
PUBLIC HEALTH LAB		6			6
CAPRONA GROUP HOME			6	100%	6
UPMC HEALTH SYSTEM		4	2	33%	6
PARTNERS PHARMACY OF FLORIDA LLC		6			6
FLORIDA MEDICAL CL ODOM TPA		3	3	50%	6
VITAS HEALTH INC			6	100%	6
TAMIAMI LAB MILLENIUM			6	100%	6
ORLANDO MEDICAL CENTER PL			6	100%	6
MINUTECLINIC DIAGNOSTIC OF TN PC #242		4	2	33%	6
CURATIVE CARE CENTER INC		1	5	83%	6
TIMBER CREEK PEDIATRICS		6			6
BELLE GLADES HEALTH CLINIC			6	100%	6

COVID-19: testing by laboratory

Data through Jan 20, 2021 verified as of Jan 21, 2021 at 09:25 AM

Data in this report are provisional and subject to change.

The numbers in the table below represent the number of Florida and non-Florida residents for whom test results were received by the Department of Health. A person can be tested by more than one laboratory and can have both positive and negative results. **Therefore, the sum of the numbers in each column will be larger than the total number of people tested.**

Reporting lab	Inconclusive	Negative	Positive	Percent positive	Total
MINUTECLINIC, LLC, #4160		3	3	50%	6
BROWARD COUNTY HEALTH DEPT.			6	100%	6
IGENEX INC		6			6
MIAMI RESCUE MISSION CLINIC INC			6	100%	6
DOH JACKSONVILLE CENTRAL LABORATORY		3	3	50%	6
PROHEALTH MED		1	5	83%	6
ATMORE NURSING CENTER		5	1	17%	6
KINDRED HOSPITAL OCALA		4	2	33%	6
ST VINCENT'S URGENT CARE		5	1	17%	6
MINUTECLINIC, LLC, MINUTECLINIC #7637		4	2	33%	6
Northwell Lab		2	4	67%	6
LOUISIANA DEPT OF HEALTH			6	100%	6
SUFFRIDGE DRIVE GROUP HOME		6			6
GLEN FALLS HOSPITAL DEPARTMENT OF PATHOLOGY		6			6
CVS MINUTE CLINIC DIAGNOSTIC OF TEXAS,LLC		4	2	33%	6
DR PHILLIPS MEDICAL WELLNESS CENTER		6			6
PALMETTO HEALTH ALLIANCE		3	3	50%	6
FIRST COAST CARDIOVASCULAR INSTITUTE PA			6	100%	6
KESHAV RX LLC		6			6
URGENT TEAM - MUSCLE SHOALS		6			6
FLORIDA MEDICAL SPECIALISTS		2	4	67%	6
UNILAB OF DADE INC			6	100%	6
INTERNAL MEDICINE LIPID AND WELNNESS PRACTICE			6	100%	6
SOUTH FLORIDA ENT ASSOCIATES, INC			6	100%	6
RICH STREET GROUP HOME			6	100%	6
ADVENT HEALTH APOPKA		2	4	67%	6
BERRYHILL MANOR		6			6
CLARE BRIDGE ORMOND BEACH		6			6
GATTOLINE ENTERPRISES, INC. DBA FAMILY CARE PHARMACY		3	3	50%	6
FLORIDA WOMAN CARE LABORATORY			6	100%	6
AARK LABORATORY		6			6
RIVER CITY PRIMARY AND URGENT CARE			6	100%	6
PALMS, THE		6			6
UT MEMPHIS UNIVERSITY HEALTH SERVICES			6	100%	6
THE VILLAGES REGIONAL HOSPITAL FREESTANDING		3	3	50%	6
CAMELLIA AT DEERWOOD		2	4	67%	6
CAPE CORAL URGENT CARE		3	3	50%	6
YAZJI PEDIATRIC CARE LLC DBA TUKA PEDIATRICS			6	100%	6
WELLINGTON REGIONAL MEDICAL CENTER			6	100%	6
MID FLORIDA PRIMARY CARE PA		4	2	33%	6
MINUTECLINIC DIAGNOSTIC OF NORTH		6			6
BROWARD TRANSITIONAL CENTER			6	100%	6
MERCY COLLEGE HEALTH OFFICE		6			6
WATAUGA MEDICAL CENTER		4	2	33%	6
THE PALMS REHABILITATION AND HEALTHCARE CENTER		5	1	17%	6
MIAMI COMPREHENSIVE MEDICINE GROUP PA		4	2	33%	6
AMERICAN HOUSE FORT MYERS		6			6

COVID-19: testing by laboratory

Data through Jan 20, 2021 verified as of Jan 21, 2021 at 09:25 AM

Data in this report are provisional and subject to change.

The numbers in the table below represent the number of Florida and non-Florida residents for whom test results were received by the Department of Health. A person can be tested by more than one laboratory and can have both positive and negative results. **Therefore, the sum of the numbers in each column will be larger than the total number of people tested.**

Reporting lab	Inconclusive	Negative	Positive	Percent positive	Total
FLORIDA CANCER SPECIALISTS & RESEARCH INSTITUTE		5	1	17%	6
FLORIDA DEPARTMENT OF HEALTH WASHINGTON COUNTY		3	3	50%	6
CAREWELL 301 - WARWICK			6	100%	6
XPRESS URGENT CARE LLC		6			6
CAPITAL HEALTH PLAN LABORATORIES			6	100%	6
SOUTHEASTERN PEDIATRIC ASSOCIATES			6	100%	6
BETH ISRAEL DEACONESS MEDICAL CENTER			6	100%	6
ENIGMA DIAGNOSTIC, INC.			6	100%	6
NOT INDICATED		1	5	83%	6
BOCA VIPEDIATRICS			6	100%	6
ETHOS LABORATORIES		6			6
MINUTECLINIC DIAGNOSTIC OF NORTH CAROLINA, PC		5	1	17%	6
MAGNOLIA PEDIATRICS GROUP LLC			6	100%	6
MEDEXPRESS URGENT CARE MORGANTOWN		5			5
JOHN T MATHER MEMORIAL HOSPITAL LABORATORY		5			5
CYPRESS CREEK MEDICAL CENTER			5	100%	5
BOCA BIOLISTICS LLC			5	100%	5
COPELAND MEDICAL CLINIC		3	2	40%	5
INNOVATIVE COVID-DIVERSEY			5	100%	5
FLORIDA PREMIER MEDICAL CARE PA			5	100%	5
MINUTECLINIC DIAGNOSTIC OF PENNSYLVANIA, LLD #1545		5			5
MAGNOLIA DIAGNOSTICS, LLC		3	2	40%	5
ST JOSEPH WOMENS HOSPITAL			5	100%	5
MINUTECLINIC DIAGNOSTIC OF NEW JERSEY,		5			5
URGENT TEAM - HUNTSVILLE		4	1	20%	5
DELIVER MY MEDS CORP		5			5
AMERICAN MEDICAL RESPONSE - DENVER		2	3	60%	5
MADISON COUNTY HEALTH DEPARTMENT		3	2	40%	5
BROWNE MEDICAL		5			5
BITTINGS APOTHECARY INC		3	2	40%	5
BOROPARK URGENT CARE		4	1	20%	5
ORMOND MEDICAL ARTS		3	2	40%	5
COLUMBIA MEMORIAL HOSPITAL LABORATORY		5			5
ELITE MD GROUP INC		1	4	80%	5
MINUTE CLINIC DIAGNOSTIC OF VIRGINIA, LLC		5			5
URGENT CARE OF LONGWOOD			5	100%	5
URGENT MED INC		3	2	40%	5
LAKE NONA PEDIATRICS IN ASSOCIATION WITH NEMOURS		5			5
Fouraker Hills Rehab and Nursing			5	100%	5
WATSON THERAPEUTICS		1	4	80%	5
LONG ISLAND JEWISH FOREST HILLS HOSPITAL		5			5
MAIN STREET MEDICAL CENTER OF CRESTVIEW PA		1	4	80%	5
BAYSHORE LABORATORY		4	1	20%	5
MINUTECLINIC MINUTECLINIC #4977		3	2	40%	5
MC DIAGNOSTIC OF CONNECTICUT PC #459		5			5
LABCORP UNSPECIFIED		5			5
HILLSBOROUGH COUNTY HEALTH DEPARTMENT			5	100%	5

COVID-19: testing by laboratory

Data through Jan 20, 2021 verified as of Jan 21, 2021 at 09:25 AM

Data in this report are provisional and subject to change.

The numbers in the table below represent the number of Florida and non-Florida residents for whom test results were received by the Department of Health. A person can be tested by more than one laboratory and can have both positive and negative results. **Therefore, the sum of the numbers in each column will be larger than the total number of people tested.**

Reporting lab	Inconclusive	Negative	Positive	Percent positive	Total
ACCESS HOME HEALTH OF FLORIDA LLC		5			5
TANNER MEDICAL CENTER EAST AL		5			5
FAST PACE MEDICAL CLINIC PLLC		4	1	20%	5
ACCENTCARE		5			5
NORTH FLORIDA PEDIATRICS JASPER			5	100%	5
ATLANTIC COMMUNITY HIGH SCHOOL		4	1	20%	5
KEYSTONE REHABILITATION AND HEALTH CENTER		1	4	80%	5
OMNICARE PHARMACY OFTEXAS 1, LP DBA OMNICARE		5			5
RIVERVIEW ALF OPERATOR LLC			5	100%	5
MCR HEALTH LAWTON CHILES ADMINISTRATION STE A		1	4	80%	5
RIO PINAR HEALTH CARE			5	100%	5
PEDIATRICS URGENT CARE, LLC			5	100%	5
PEDIATRICS OF ALTAMONTE		5			5
CENTREX CLINICAL LABS INC		5			5
HENDRY REGIONAL CONVENIENT CARE CENTER			5	100%	5
INDIAN RIVER PRIMARY CARE PA		5			5
BAYFRONT HMA CONVENIENT CARE, LLC		2	3	60%	5
RUSH UNIVERSITY MEDICAL CENTER LABORATORY			5	100%	5
NORTH SHORE HEMATOLOGY-ONCOLOGY ASSOCIATES, PC		5			5
CORAL LANDING ASSISTED LIVING		5			5
SOUTHERN OCEAN MEDICAL CENTER		5			5
NIGHT LITE PEDIATRICS CENTER		1	4	80%	5
XRL SXF REF LAB		5			5
PREMIER FAMILY HEALTH PA			5	100%	5
WOODHULL MEDICAL AND MENTAL HEALTH CTR		5			5
LONGWOOD PEDIATRICS LLC			5	100%	5
GULF COAST VETERANS HCS PANAMA CITY OPC		5			5
Grand Villa of Clearwater		4	1	20%	5
JOE DIMAGGIO CHILDREN'S HOSPITAL		1	4	80%	5
PUTNAM HOSPITAL CENTER LABORATORY		5			5
MEDEXPRESS URGENT CARE - BATTLE CREEK		3	2	40%	5
MINUTE CLINIC DIAGNOSTIC OF MICHIGAN PC		5			5
CARL R DARNALL ARMY MEDICAL CENTER			5	100%	5
JUPITER ISLAND MEDICAL CLINIC INC		5			5
UW MEDICINE VIROLOGY LAB			5	100%	5
SHEEPSHEAD BAY URGENT CARE		5			5
EGL GENETICS DIAGNOSTICS			5	100%	5
FAMILY CARE MEDICAL CENTER			5	100%	5
BRIDGE DIAGNOSTICS			5	100%	5
FLORIDA DEPARTMENT OF HEALTH - INVERNESS		3	2	40%	5
URGENT CARE OF ERWIN		5			5
MEDEXPRESS URGENT CARE PORT HURON		4	1	20%	5
BAPTIST HEALTH - TOWN CENTER			5	100%	5
MAXHEALTH		4	1	20%	5
MEDEXPRESS URGENT CARE-NESHANNOCK TWP		4	1	20%	5
WAKEMED		1	4	80%	5
GREENVILLE MEMORIAL HOSPITAL LAB			5	100%	5

COVID-19: testing by laboratory

Data through Jan 20, 2021 verified as of Jan 21, 2021 at 09:25 AM

Data in this report are provisional and subject to change.

The numbers in the table below represent the number of Florida and non-Florida residents for whom test results were received by the Department of Health. A person can be tested by more than one laboratory and can have both positive and negative results. **Therefore, the sum of the numbers in each column will be larger than the total number of people tested.**

Reporting lab	Inconclusive	Negative	Positive	Percent positive	Total
EAST BANK HOSPITAL - UNIVERSITY OF MINNESOTA MEDICAL CENTER			5	100%	5
ORLANDO FAMILY MEDICINE		1	4	80%	5
DEPARTMENT OF HEALTH AND HUMAN SERVICES LANSING			5	100%	5
UNIVERSITY OF MIAMI MILLER SCHOOL OF MEDICINE			5	100%	5
MINUTE CLINIC		1	4	80%	5
MEDEXPRESS URGENT CARE - WILLIAMSPORT		4	1	20%	5
FRANCES WARDE MEDICAL LABORATORY		2	3	60%	5
WATERTOWN URGENT CARE PLLC		5			5
LAKE COUNTY DETENTION CENTER		3	2	40%	5
ALPHADERA LABS, LLC			5	100%	5
VIERA PEDIATRICS		1	4	80%	5
NORTHSIDE HOSPITAL		2	3	60%	5
MINUTE-CLINIC DIAGNOSTIC OF VIRGINIA, LLC #2003		4	1	20%	5
ADVENTHEALTH CAR CENTER APOPKA			5	100%	5
PARRISH HEALTH CENTER		5			5
THE UNIVERSITY OF VERMONT MEDICAL CENTER		4	1	20%	5
METHODIST HOSPITAL			5	100%	5
SUTTER TRACY COMMUNITY HOSPITAL			5	100%	5
CVS MO8590POCT KANSAS CITY		1	4	80%	5
ST ANTHONY'S HOSP PATIENT CARE SERVICE			5	100%	5
MINUTECLINIC DIAGNOSTIC OF GEORGIA, LL		5			5
Life Care Center of Estero			5	100%	5
MINUTE-CLINIC DIAGNOSTIC OF VIRGINIA		4	1	20%	5
NORTHPORT MEDICAL CENTER LAB		5			5
BLOOMINGDALE PEDIATRIC ASSOCIATES PA			5	100%	5
COLLIER HMA PHYSICIAN MANAGEMENT, LLC			5	100%	5
HAWTHORNE INN OF LAKELAND		5			5
MINUTE CLINIC LLC #2775		5			5
TULLAHOMA HMA, LLC		4	1	20%	5
MINUTECLINIC DIAGNOSTIC OF SC, LLC #2		5			5
GUTHRIE MEDICAL GROUP LABORATORIES		5			5
INTERNAL MEDICINE & PRIMARY CARE ASSOCIATES, PLC			5	100%	5
LABS PLUS LLC		5			5
MINUTECLINIC DIAGNOSTIC OF NEW MEXICO		5			5
INFECTION CONTROL/ EMPHEALTH		3	2	40%	5
CVS MINUTE CLINIC DIAGNOSTIC OF TN #6044		5			5
DOCS URGENT CARE		1	4	80%	5
REHABILITATION CENTER AT JUPITER GARDENS		5			5
NORTHDALE REHABILITATION CENTER			5	100%	5
PRECISION DIAGNOSTICS INC - NJ		5			5
LAKE CO SCHOOLS EMPLOYEE HEALTH & WELLNESS CENTER	1	3	1	20%	5
FLORIDA SCHOOL FOR THE DEAF AND THE BLIND			5	100%	5
ELLIS HOSPITAL LABORATORY		5			5
Kennedy University Hospital		5			5
MEASE MANOR INC		1	4	80%	5
WESTMINSTER SHORES			5	100%	5
NELSON BIOLOGICAL			5	100%	5

COVID-19: testing by laboratory

Data through Jan 20, 2021 verified as of Jan 21, 2021 at 09:25 AM

Data in this report are provisional and subject to change.

The numbers in the table below represent the number of Florida and non-Florida residents for whom test results were received by the Department of Health. A person can be tested by more than one laboratory and can have both positive and negative results. **Therefore, the sum of the numbers in each column will be larger than the total number of people tested.**

Reporting lab	Inconclusive	Negative	Positive	Percent positive	Total
FRUITVILLE URGENT CARE			5	100%	5
SENIOR LIVING IV SUN CITY LLC		5			5
DR. PHILLIPS MEDICAL WELLNESS CENTER		3	2	40%	5
ADVANCED RESEARCH FOR HEALTH IMPROVEMENT		3	2	40%	5
MEDEXPRESS URGENT CARE - GLENDALE		5			5
RELIANT IMMUNE DIAGNOSTICS			5	100%	5
MC DIAGNOSTIC OF CONNECTICUT , PC # 3		3	2	40%	5
KENILWORTH CARE & REHABILITATION CENTER			5	100%	5
MEDICAL CENTER OF BLOUNTSTOWN			5	100%	5
COMMUNITY HEALTH OF SOUTH FLORIDA			5	100%	5
PEDIATRIC URGENT HEALTH CARE			5	100%	5
AEL KNOXVILLE			5	100%	5
LEE MEMORIAL HEALTH SYSTEM		2	3	60%	5
DANIEL M LIBBY MD PLLC		5			5
MINUTECLINIC DIAGNOSTIC OF MINNESOTA		5			5
Conway Lakes Health and Rehabilitation Center		5			5
NEW HAMPSHIRE DEPARTMENT OF HEALTH AND HUMAN SERVICES		3	2	40%	5
MINUTE CLINIC, LLC #1434		5			5
MANATEE COUNTY JAIL		4	1	20%	5
MEDEXPRESS URGENT CARE - STATE COLLEGE		4	1	20%	5
Lehigh Acres Health and Rehabilitation			5	100%	5
HUNTERS CREEK PEDIATRICS		5			5
CHAMPLAIN VALLEY PHYSICIANS HOSPITAL		3	2	40%	5
CLEVELAND CLINIC MARTIN HEALTH NURSING & RESTORATIVE		5			5
ST JOHNS BIOMEDICAL LAB		5			5
MOUNT SINAI BROOKLYN LABORATORY		4	1	20%	5
ORLANDO FAMILY PHYSICIANS			5	100%	5
DOCTORS EXPRESS OF ST PETERSBURG			5	100%	5
KEY TRAINING CENTER			5	100%	5
FHMG_FM AND IM AVALON PARK		1	4	80%	5
BEACH HOUSE		5			5
MINUTECLINIC, LLC #03965		5			5
URGENT CARE COASTAL GA			5	100%	5
COMMONS AT ORLANDO LUTHERAN TOWERS SNF			5	100%	5
FINLAY		1	4	80%	5
ST CLOUD COMPOUNDING PHARMACY & WELLNESS CENTER		5			5
DOTHAN WEST FAMILY MEDICINE		3	2	40%	5
MEDEXPRESS URGENT CARE-MUNCIE		5			5
GRAND VILLA OF ENGLEWOOD		1	4	80%	5
JOSEF SCHENKER MD PC DBA CENTERS URGENT		4	1	20%	5
MINUTECLINIC, LLC #1586		3	2	40%	5
MEDEXPRESS URGENT CARE-PETERS TWP		5			5
CAREHERE LCS- EUSTIS			5	100%	5
PRECISION LABS LLC		2	3	60%	5
QUINTON MEMORIAL HEALTH CARE CENTER		5			5
LAKEVIEW TERRACE HOME HEALTH SERVICES LLC			5	100%	5
APOLLO GARDENS RETIREMENT RESIDENCE CARE		5			5

COVID-19: testing by laboratory

Data through Jan 20, 2021 verified as of Jan 21, 2021 at 09:25 AM

Data in this report are provisional and subject to change.

The numbers in the table below represent the number of Florida and non-Florida residents for whom test results were received by the Department of Health. A person can be tested by more than one laboratory and can have both positive and negative results. **Therefore, the sum of the numbers in each column will be larger than the total number of people tested.**

Reporting lab	Inconclusive	Negative	Positive	Percent positive	Total
AHEC CLINIC		1	4	80%	5
UCF STUDENT HEALTH SERVICES LABORATORY		2	3	60%	5
UT SOUTHWESTERN MEDICAL CENTER			5	100%	5
EASTCHESTER PEDIATRIC MEDICAL GROUP		5			5
ASCENSION ST VINCENT'S CLAY COUNTY			5	100%	5
CRESTWOOD MEDICAL CENTER		4	1	20%	5
PEDIATRICS OF CENTRAL FLORIDA – POINCIANA		3	2	40%	5
FLORIDA HOSPITAL LAKE MARY		5			5
OPTUMCARE FLORIDA, LLC		3	2	40%	5
VAIL VALLEY MEDICAL CENTER			5	100%	5
WEST PACIFIC MEDICAL LABORATORY			5	100%	5
HOLLY HILL HOME INFUSION SERVICE		5			5
TENDER CARE ALF		5			5
UHEALTH UNIVERSITY OF MIAMI			5	100%	5
RHODE ISLAND DEPARTMENT OF HEALTH			5	100%	5
MED TECH SERVICES OF PALM BEACH INC		5			5
NOVANT HEALTH UVA		2	3	60%	5
Army Residence Community		5			5
MIAMI CANCER INSTITUTE			5	100%	5
UNIVERSITY OF CHICAGO MEDICAL CENTER LAB			5	100%	5
TAMPA URGENT CARE			5	100%	5
ALL CHILDREN'S HOSPITAL DEPT OF GENERAL PEDIATRICS			5	100%	5
MEDEXPRESS URGENT CARE - IRVING		5			5
MEDEXPRESS URGENT CARE-DUBOIS		5			5
PRIMARY CARE WALK IN CLINIC PLLC			5	100%	5
DICKSON MEDICAL ASSOCIATES PC PATH LAB		4	1	20%	5
COOPER HOSPITAL/UNIVERSITY MEDICAL		5			5
MEDEXPRESS URGENT CARE MURRYSVILLE		3	2	40%	5
PRESBYTERIAN HOME		5			5
MINUTE CLINIC DIAGNOSTIC OF NORTH CAROLINA		5			5
BETHESDA COMMUNITY HEALTH CENTER			5	100%	5
CONCENTRA URGENT CARE		1	4	80%	5
MEDEXPRESS URGENT CARE - HUNTINGTON WE		5			5
OMNICARE PHARMACY OF TEXAS 1		4			4
REDMED OF CROSSTOWN		1	3	75%	4
SOMA MEDICAL CENTER, PA #4 FLORIDA MANGO			4	100%	4
NEMOURS CHILDREN'S CLINIC			4	100%	4
MEDEXPRESS URGENT CARE - FREDERICK		4			4
MEDEXPRESS URGENT CARE - TEAYS VALLEY		3	1	25%	4
MEMORIAL HEALTHCARE SYSTEM		1	3	75%	4
EAST HILL PHARMACY		3	1	25%	4
LEMOYNE COLLEGE WELLNESS CENTER FOR		4			4
ARCPPOINT LABS OF FORT LAUDERDALE, FL CENTRAL		1	3	75%	4
CDRX INFUSION			4	100%	4
CLINICAL LABORATORIES OF THE BUFFALO		3	1	25%	4
NOVADX		2	2	50%	4
MINUTE CLINIC DIAGNOSTIC OF PENNSYLVANIA		4			4

COVID-19: testing by laboratory

Data through Jan 20, 2021 verified as of Jan 21, 2021 at 09:25 AM

Data in this report are provisional and subject to change.

The numbers in the table below represent the number of Florida and non-Florida residents for whom test results were received by the Department of Health. A person can be tested by more than one laboratory and can have both positive and negative results. **Therefore, the sum of the numbers in each column will be larger than the total number of people tested.**

Reporting lab	Inconclusive	Negative	Positive	Percent positive	Total
ADULT MEDICINE OF LAKE COUNTY INC			4	100%	4
ESTATES MEDICAL CENTER INC			4	100%	4
FLORIDA CLINICAL LABORATORY - BIOREFERENCE LABORATORIES		2	2	50%	4
WYOMING PUBLIC HEALTH LAB			4	100%	4
PANCARE HEALTH YOUNGSTOWN			4	100%	4
MIAMI COMMUNITY HEALTH CENTER INC		1	3	75%	4
PANCARE HEALTH - PONCE DE LEON			4	100%	4
PARADIGM LABORATORIES			4	100%	4
ADVENTHEALTH MEDICAL GROUP MULTISPECIALTY			4	100%	4
CAREATC, INC.			4	100%	4
CARENOW URGENT CARE-HERMITAGE			4	100%	4
CAPITAL HEALTH LABORATORY INC			4	100%	4
MARSHFIELD LABORATORIES			4	100%	4
PHYSICIANS REGIONAL MEDICAL CTR - COLLIER BLVD			4	100%	4
MEDEXPRESS URGENT CARE - WEIRTON		4			4
MEDEXPRESS URGENT CARE - BLUEFIELD		3	1	25%	4
DIAGNOSTECHS		4			4
CARE ONE PRIMARY CARE			4	100%	4
GUIDEWELL EMERGENCY MEDICINE DOCTORS LLC			4	100%	4
MINUTECLINIC DIAGNOSTIC OF VIRGINIA, LLC #1656		4			4
GENEVA GENERAL HOSPITAL LABORATORY		3	1	25%	4
SIGNATURE CARE EMERGENCY CENTER		2	2	50%	4
MINUTECLINIC, LLC #1796		3	1	25%	4
MINUTECLINIC DIAGNOSTIC OF VIRGINIA		4			4
KETTERING HEALTH			4	100%	4
SHARP MEMORIAL HOSPITAL MICROBIOLOGY DEPT			4	100%	4
VIERA FAMILY MEDICINE AND WELLNESS		3	1	25%	4
MEDEXPRESS URGENT CARE - YORK		1	3	75%	4
MINUTECLINIC DIAGNOSTIC OF OKLAHOMA		3	1	25%	4
PHYSICIANS IMMEDIATE CARE AURORA			4	100%	4
AHC Decatur County		4			4
HOME DOCS		2	2	50%	4
DES PLAINES CLINICAL LAB		2	2	50%	4
BARTON MEMORIAL HOSPITAL		3	1	25%	4
FISHERMEN'S HOSPITAL			4	100%	4
EP LTC PHARMACY		3	1	25%	4
MINUTECLINIC DIAGNOSTICS OF IND, LLC		4			4
MINUTECLINIC DIAGNOSTIC OF LOUISIANA,		3	1	25%	4
MEDEXPRESS URGENT CARE PLEASANT HILLS		3	1	25%	4
MD NOW MEDICAL CENTER INC			4	100%	4
PALM BEACH CANCER INSTITUTE			4	100%	4
AFFINITY URGENT CARE			4	100%	4
MIZELL MEMORIAL HOSPITAL			4	100%	4
ENCOMPASS HOME HEALTH		4			4
LANDMARK HOSPITAL SOUTHWEST FLORIDA LLC		4			4
URGENT CARE - OCONEE		2	2	50%	4
Health Care Center of Jacksonville			4	100%	4

COVID-19: testing by laboratory

Data through Jan 20, 2021 verified as of Jan 21, 2021 at 09:25 AM

Data in this report are provisional and subject to change.

The numbers in the table below represent the number of Florida and non-Florida residents for whom test results were received by the Department of Health. A person can be tested by more than one laboratory and can have both positive and negative results. **Therefore, the sum of the numbers in each column will be larger than the total number of people tested.**

Reporting lab	Inconclusive	Negative	Positive	Percent positive	Total
BAPTIST HEALTH MEDICAL CENTER			4	100%	4
MEDEXPRESS URGENT CARE - BECKLEY CROSS		3	1	25%	4
MINUTECLINIC #2860		3	1	25%	4
COURTYARD GARDENS OF BOYNTON BEACH, LLC		1	3	75%	4
BELLIN HEALTH LAB		1	3	75%	4
SONIC REFERENCE LABORATORY			4	100%	4
PHYSICIANS QUALITY CARE			4	100%	4
MINUTECLINIC DIAGNOSTIC OF TN PC #643		2	2	50%	4
DEPARTMENT OF HEALTH/ NEW YORK			4	100%	4
VIDANT MEDICAL CENTER			4	100%	4
WIREGRASS MEDICAL CENTER			4	100%	4
HEALTHY MINORS PEDIATRIC URGENT CARE		4			4
MINUTECLINIC DIAG OF IND LLC #6998		3	1	25%	4
SOUTHEASTERN REGIONAL MEDICAL CENTER			4	100%	4
COVENIENT CARE MEDICAL CLINIC			4	100%	4
MEDEXPRESS URGENT CARE LAVALE		4			4
MD NOW URGENT CARE - DELRAY WEST			4	100%	4
DEPARTMENT OF HEALTH AND HUMAN SERVICES STATE OF NEW HAMPSHIRE			4	100%	4
ST BARNABAS HOSPITAL		4			4
A & R RESEARCH GROUP			4	100%	4
APEX HOME HEALTH CARE		4			4
EXPRESS TESTING-ONE			4	100%	4
FLORIDA HEALTHCARE OF ORLANDO			4	100%	4
HELIX KH UC			4	100%	4
MEDEXPRESS URGENT CARE - MBURG COMMONS		4			4
BROOKDALE SOUTHPOINT			4	100%	4
MC DIAGNOSTIC OF CONNECTICUT, PC #1966		4			4
THONOTOSASSA COMMUNITY HEALTH CENTER		1	3	75%	4
FCHC (OB)-DARWIN SQUARE CTR.			4	100%	4
ST JOSEPHS HOSPITAL SOUTH HOSPITAL			4	100%	4
BIRMINGHAM VAMC		1	3	75%	4
SANDGATE GARDENS REHAB & NURSING CENTER		3	1	25%	4
MEDEXPRESS URGENT CARE, FAIRMONT		4			4
FIFTH AVENUE PEDIATRICS		3	1	25%	4
FLORIDA CANCER SPECIALISTS AND RESEARCH		2	2	50%	4
VITAL CARE URGENT CARE			4	100%	4
FAMILY MEDICINE AT WATERMAN		4			4
PM PEDIATRICS OF BAYSIDE PLLC		4			4
FLORIDA HOSPITAL ALTAMONTE		2	2	50%	4
MEDEXPRESS URGENT CARE - CLARKSBURG		4			4
BENEVA LAKES HEALTHCARE & REHAB CENTER			4	100%	4
MINUTECLINIC DIAGNOSTIC OF TN PC #6435		4			4
FLORIDA HEART AND VASCULAR			4	100%	4
MINUTECLINIC DIAGNOSTIC OF NEVADA #87		2	2	50%	4
MIAMI MEDICAL CONSULTANT PA			4	100%	4
DEVEREUX FLORIDA CHILDRENS CENTER			4	100%	4
A AND R RESEARCH GROUP LLC		2	2	50%	4

COVID-19: testing by laboratory

Data through Jan 20, 2021 verified as of Jan 21, 2021 at 09:25 AM

Data in this report are provisional and subject to change.

The numbers in the table below represent the number of Florida and non-Florida residents for whom test results were received by the Department of Health. A person can be tested by more than one laboratory and can have both positive and negative results. **Therefore, the sum of the numbers in each column will be larger than the total number of people tested.**

Reporting lab	Inconclusive	Negative	Positive	Percent positive	Total
PENSACOLA PEDIATRICS MILTON			4	100%	4
PANCARE HEALTH - ALTHA PUBLIC			4	100%	4
MEMORIAL HEALTH CARE SYSTEMS			4	100%	4
ARKANSAS DEPARTMENT OF HEALTH			4	100%	4
CVS MINUTE CLINIC, LLC #22		3	1	25%	4
ADVENT HEALTH - TUSKAWILLA		4			4
REHABILITATION CENTER OF WINTER PARK,THE			4	100%	4
BAYLOR ESOTERIC AND MOLECULAR LAB			4	100%	4
PEACEHEALTH LABORATORIES		3	1	25%	4
GRAND VILLA OF ORMOND BEACH		2	2	50%	4
NAVAL MEDICAL CENTER SAN DIEGO			4	100%	4
TERRACINA LLC			4	100%	4
PELICAN LANDING		1	3	75%	4
KENTUCKY CABINET FOR HEALTH AND FAMILY SERVICES			4	100%	4
SEBRING PEDIATRICS LLC			4	100%	4
MINUTECLINIC INCORPORATE, LLC		4			4
Westminster Manor		3	1	25%	4
UNIVERSITY OF WASHINGTON MEDICAL CENTER (UWMC) EMERGENCY DEPT.			4	100%	4
Millennium Nursing & Rehab Center		4			4
DOTHAN PEDIATRIC CLINIC			4	100%	4
NEULIFE NEUROLOGICAL SERVICES LLC			4	100%	4
LAKE FOREST PARK OP CO LLC		4			4
THE DOCTORS CENTER HEALTHCARE-SOUTHSIDE		1	3	75%	4
FLORIDA HEALTH CARE PLANS STIRLING CENTER			4	100%	4
VENICE GREEN VILLAGE		3	1	25%	4
MEDEXPRESS URGENT CARE - TARENTUM		4			4
BETHPAGE EXTENDED HOURS CENTER		4			4
CARENOW URGENT CARE-DONELSON		3	1	25%	4
TARPON SPRINGS PEDIATRICS, LLC			4	100%	4
KIMBERLY J HENDERSON MD PC		3	1	25%	4
CHILDREN'S MEDICAL GROUP		4			4
ORLANDO FAMILY MEDICAL INC		4			4
SANFORD SOUTH UNIVERSITY		4			4
GEORGE E WEEMS MEMORIAL HOSPITAL LAB		3	1	25%	4
PRL NYC PANDEMIC RESPONSE LAB			4	100%	4
MEDEXPRESS - NEWARK		4			4
SIGNATURE CARE MONTROSE		2	2	50%	4
LIFE CARE HOME HEALTH SERVICES LLC		1	3	75%	4
CVS MO3087POCT CREVE COEUR		1	3	75%	4
NORTH DADE NURSING AND REHABILITATION CENTER			4	100%	4
OVIDO CHILDRENS HEALTH CENTER LLC		1	3	75%	4
VITRO MOLECULAR LABORATORIES			4	100%	4
LAKE MARY HEALTH AND REHABILITATION CENTER		1	3	75%	4
CELAL GUROL ERBAY, MD			4	100%	4
SunTerrace Health Care Center		3	1	25%	4
CELERION			4	100%	4
OKLAHOMA STATE DEPARTMENT OF HEALTH-PUBLIC HEALTH LABORATORY			4	100%	4

COVID-19: testing by laboratory

Data through Jan 20, 2021 verified as of Jan 21, 2021 at 09:25 AM

Data in this report are provisional and subject to change.

The numbers in the table below represent the number of Florida and non-Florida residents for whom test results were received by the Department of Health. A person can be tested by more than one laboratory and can have both positive and negative results. **Therefore, the sum of the numbers in each column will be larger than the total number of people tested.**

Reporting lab	Inconclusive	Negative	Positive	Percent positive	Total
Sunrise Health and Rehabilitation Center			4	100%	4
SOUTH FLORIDA FAMILY HEALTH & RESEARCH CTR			4	100%	4
SOUTHERN LABORATORY SERVICES OF NWF		4			4
MARION AND BERNARD L SAMSON NURSING CENTER			4	100%	4
Park Ridge Nursing Center		3	1	25%	4
Walker BaptistMedCtr		3	1	25%	4
MINUTE-CLINIC DIAGNOSTIC OF VIRGINIA, LLC #794		4			4
MEDEXPRESS - NEW CASTLE, DUPONT HWY		4			4
CVS MINUTE CLINIC DIAGNOSTIC PA #3060		3	1	25%	4
OCHSNER MEDICAL CENTER			4	100%	4
MINUTECLINIC DIAGNOSTIC OF NORTH CAROLINA PC #5341		3	1	25%	4
OHIO DEPARTMENT OF HEALTH			4	100%	4
LATCHER LABORATORY OF A O FOX MEMORIAL		2	2	50%	4
REMISE OCCUPATIONAL HEALTH SOLUTIONS INC			4	100%	4
MEDEXPRESS URGENT CARE - MOUNTAIN HOME		3	1	25%	4
ELITE MEDICAL CENTER			4	100%	4
FLORENCE - HUNTSVILLE HOSPITAL URGENT CARE		3	1	25%	4
MEDEXPRESS - COLLINSVILLE BELT LINE		3	1	25%	4
MAILBOX DIAGNOSTICS		2	2	50%	4
MINUTECLINIC DIAGNOSTIC OF ILLINOIS		3	1	25%	4
ADVENTHEALTH NEW SMYRNA BEACH COMMUNITY HEALTH			4	100%	4
Calusa Harbour			4	100%	4
FHCP - ORMOND BEACH			4	100%	4
MINUTECLINIC MINUTECLINIC #8505		2	2	50%	4
VRL LABORATORIES			4	100%	4
DTR LABS		3	1	25%	4
DISCOVERY VILLAGE AT STUART		1	3	75%	4
UNION CITY MANOR NURSING CENTER		4			4
CAREWELL 202			4	100%	4
CAPTAIN JAMES A. LOVELL FEDERAL HEALTHCARE CENTER			4	100%	4
MEDICINE SHOPPE #1306 THE		3	1	25%	4
HAMPTON ALF AT 24TH ROAD LLC			4	100%	4
Grace Rehabilitation of Vero Beach		4			4
MINUTECLINIC DIAGNOSTIC OF TN PC #442		4			4
MD ANDERSON			4	100%	4
MEDEXPRESS URGENT CARE - MARKHAM STREE		3	1	25%	4
DYNACARE LABORATORIES			4	100%	4
BAYFRONT MEDICAL			4	100%	4
CLAY PRIMARY & FAMILY CARE LLC			4	100%	4
PRIMECARE		2	2	50%	4
COMPREHENSIVE CLINICAL RESEARCH, LLC			4	100%	4
MEDEXPRESS URGENT CARE - LOGAN		4			4
FORSYTH HOUSE			4	100%	4
Heartland of Boynton Beach			4	100%	4
CENTERPLACE HEALTH, INC			4	100%	4
CONSULATE HEATH CARE AT WEST ALTAMONTE			4	100%	4
CARENOW URGENT CARE - WINTER SPRINGS		3	1	25%	4

COVID-19: testing by laboratory

Data through Jan 20, 2021 verified as of Jan 21, 2021 at 09:25 AM

Data in this report are provisional and subject to change.

The numbers in the table below represent the number of Florida and non-Florida residents for whom test results were received by the Department of Health. A person can be tested by more than one laboratory and can have both positive and negative results. **Therefore, the sum of the numbers in each column will be larger than the total number of people tested.**

Reporting lab	Inconclusive	Negative	Positive	Percent positive	Total
WESLEY CHAPEL INTERNAL MEDICINE AND PEDIATRICS			4	100%	4
LEON MEDICAL CENTERS, LLC			4	100%	4
CVA MINUTE CLINIC DIAGNOSTIC OF VIRGINIA, LLC		4			4
MC DIAGNOSTIC OF CONNECTICUT, PC # 257		3	1	25%	4
MEDEXPRESS URGENT CARE - PRINCETON		4			4
NORTHEAST ALABAMA REGIONAL MEDICAL CENTER		2	2	50%	4
MEDEXPRESS URGENT CARE - CULPEPER		4			4
PALM HARBOR DERMATOLOGY		4			4
ORLANDO ORTHOPAEDIC OUTPATIENT SURGERY CENTER		1	3	75%	4
GUTHRIE MEDICAL GROUP - CORNING		3	1	25%	4
IMIC INC RESEARCH			4	100%	4
CRESTAR LABS		2	2	50%	4
INTERMARKET FACILITY			4	100%	4
THE LITTLE CLINIC			4	100%	4
TRUE HEALTH- HOFFNER		3	1	25%	4
MEDEXPRESS URGENT CARE - MT LEBANON		3	1	25%	4
REFUGE A HEALING PLACE, THE			4	100%	4
NEWPATH DIAGNOSTICS		4			4
ACCENT PHYSICIAN SPECIALISTS PA		4			4
WALGREENS #07034		4			4
SJH			4	100%	4
Avalon Healthcare and Rehabilitation Center			4	100%	4
MEDICAL PAVILION CLINIC			4	100%	4
MC DIAGNOSTIC OF CONNECTICUT, PC #1043		4			4
ST JOSEPHS CHILDRENS OUTREACH			4	100%	4
COASTAL COMPLETE CARE			4	100%	4
BIG BEND HOSPICE INC		4			4
COMPASSION PEDIATRICS			4	100%	4
WILLIAM A HINTON STATE LABORATORY INSTITUTE		1	3	75%	4
THE RETREAT AT PORT ORANGE			4	100%	4
RELIANT ACUTE CARE			4	100%	4
BOONE DRUG & HEALTHCARE AT DEERFIELD			4	100%	4
ABSOLUTE HEALTH		4			4
BIOTEST PLASMA CENTER		4			4
MINUTE CLINIC DIAGNOSTIC OF TEXAS, LLC		4			4
PLEASANTVILLE OF SEBASTIAN LLC			4	100%	4
LAFAYETTE NURSING AND REHAB			4	100%	4
ADVENTHEALTH MEDICAL GROUP PEDIATRIC & ADOLESCENT		3	1	25%	4
Advanced Care Center			4	100%	4
SOMA MEDICAL CENTER # 4		2	2	50%	4
INTEGRATED FAMILY MEDICAL CENTER			4	100%	4
MARSHALL MEDICAL CENTER SOUTH LAB		3	1	25%	4
MINUTECLINIC DIAG OF IND LLC #8651		3	1	25%	4
GENUS DIAGNOSTICS			4	100%	4
RPC@HODGES			4	100%	4
DYNAMIC HEALTH CENTERS INC		2	2	50%	4
West Gate Village, LLC		4			4

COVID-19: testing by laboratory

Data through Jan 20, 2021 verified as of Jan 21, 2021 at 09:25 AM

Data in this report are provisional and subject to change.

The numbers in the table below represent the number of Florida and non-Florida residents for whom test results were received by the Department of Health. A person can be tested by more than one laboratory and can have both positive and negative results. **Therefore, the sum of the numbers in each column will be larger than the total number of people tested.**

Reporting lab	Inconclusive	Negative	Positive	Percent positive	Total
CAYUGA COUNTY HEALTH DEPARTMENT		3	1	25%	4
MINUTECLINIC DIAGNOSTIC OF MAINE, LLC		2	2	50%	4
ST. MARY'S HOSPITAL			4	100%	4
WHITE WILSON MEDICAL CENTER NEPHROLOGY			4	100%	4
ENTRUST IMMEDIATE CARE			4	100%	4
LAKE CONWAY URGENT CARE LLC		2	2	50%	4
BRENNITY AT VERO BEACH, THE			4	100%	4
OKLAHOMA STATE UNIVERSITY DIAGNOSTIC LAB			4	100%	4
TRIDENT BIOMETRICS		3	1	25%	4
SOUTHWESTERN REGIONAL MEDICAL CENTER - TULSA		4			4
BARBARA O'REILLY MD PA		4			4
MINUTECLINIC DIAGNOSTIC OF TN PC #6363		4			4
MEDEXPRESS URGENT CARE HUNTINGTON		4			4
BOND & STEELE CLINIC PA D/B/A BOND CLINIC PA		4			4
MINUTECLINIC DIAGNOSTIC OF VIRGINIA, LLC #255		4			4
ALVARO J DANGOND MD PA		4			4
MEDEXPRESS URGENT CARE - FORT WORTH S		3	1	25%	4
HEALTH AND WELLNESS CENTER			4	100%	4
PM PEDIATRICS OF SELDEN		3	1	25%	4
FLAGLER HEALTH SERVICES INC			4	100%	4
PHYSICIANS IMMEDIATE CARE ELGIN			4	100%	4
L3HARRIS FAMILY MEDICAL CENTER			4	100%	4
CAPE COD HOSPITAL			4	100%	4
MEDEXPRESS URGENT CARE - SOUTH PARKERSBURG		4			4
MINUTE CLINIC OF KANSAS PA		1	3	75%	4
DISCOVERY VILLAGE AT DEERWOOD			4	100%	4
BROWNE MEDICAL LLC		3	1	25%	4
SIMEDHEALTH LLC		2	2	50%	4
COMPUNET CLINICAL LAB			4	100%	4
MEDEXPRESS URGENT CARE - KOKOMO		4			4
OHIO DEPARTMENT OF HEALTH LABORATORY		2	1	33%	3
NORTH DAKOTA DEPT OF HEALTH MICROBIOLOGY		1	2	67%	3
ERIE COUNTY PUBLIC HEALTH CLINICAL		3			3
LINCOLN MEDICAL CENTER		3			3
PROHEALTH PRIMARY CARE - GLEN OAKS		3			3
NEOGENOMICS LABORATORIES, INC		3			3
SIGNATURE URGENT CARE			3	100%	3
JS HEALTHCARE		2	1	33%	3
ST LUKES HOSPITAL LABORATORY		2	1	33%	3
MONROE COUNTY DEPT OF PUBLIC HEALTH ST		3			3
MEDEXPRESS URGENT CARE - WICHITA, S SENECA ST		1	2	67%	3
OHIO CVS STORES		3			3
MEDEXPRESS URGENT CARE MARTINSBURG		2	1	33%	3
NU WAVE MEDICAL CENTER			3	100%	3
MEDEXPRESS URGENT CARE-HERSHEY		2	1	33%	3
NORTHCREST MEDICAL CENTER		1	2	67%	3
CLEARWATER		2	1	33%	3

COVID-19: testing by laboratory

Data through Jan 20, 2021 verified as of Jan 21, 2021 at 09:25 AM

Data in this report are provisional and subject to change.

The numbers in the table below represent the number of Florida and non-Florida residents for whom test results were received by the Department of Health. A person can be tested by more than one laboratory and can have both positive and negative results. **Therefore, the sum of the numbers in each column will be larger than the total number of people tested.**

Reporting lab	Inconclusive	Negative	Positive	Percent positive	Total
MINUTECLINIC DIAGNOSTIC MED GRP OF SAN		3			3
GARCIA MORALES NELSON			3	100%	3
Nashville Central Laboratory		3			3
MANORCARE NURSING & REHABILITATION CENTER-NAPLES		3			3
SUN TERRACE HEALTH CARE CENTER			3	100%	3
MEASE CONTINUING CARE		1	2	67%	3
MINUTECLINIC DIAGNOSTIC OF WISCONSIN, LLC		3			3
ADVANCED PEDIATRICS OF BOCA LLC			3	100%	3
ORLANDO CLINICAL RESEARCH CENTER		3			3
AMERICAN SCIENTIFIC LABORATORIES LLC			3	100%	3
MINUTE CLINIC LLC #5706		2	1	33%	3
PEDIATRICS AND ADOLESCENT MEDICINE		2	1	33%	3
MINUTECLINIC, LLC #1431		2	1	33%	3
INSPIRA MEDICAL CENTER VINELAND LAB		2	1	33%	3
SISD EMPLOYEE HEALTH CLINIC			3	100%	3
ROAN DRUG COMPANY LLC		3			3
GROVES CENTER			3	100%	3
EMORY BENNETT VETERANS NURSING HOME		3			3
CGH MEDICAL CENTER			3	100%	3
CTRS			3	100%	3
GYN PATH SERVICES			3	100%	3
ST MARYS MEDICAL CENTER			3	100%	3
COVENANT PEDIATRICS		1	2	67%	3
FLORIDA GASTROENTEROLOGY ASSOCIATES PA		3			3
Mill Valley Care Center		3			3
FOX FAMILY PRACTICE		3			3
EXPRESS CARE OF TAMPA BAY LLC		2	1	33%	3
NEWSTAR MEDICAL LABORATORIES		3			3
STRINGFELLOW MEMORIAL HOSPITAL		3			3
FLORIDA MENTOR-POINT WEST CLUSTER		3			3
Kroger 124 - The Little Clinic University		3			3
LONG ISLAND UNIVERSITY - POST CAMPUS		3			3
MPG JACKSONVILLE ATLANTIC BLVD		1	2	67%	3
HILLVIEW LABORATORY			3	100%	3
FELICIDAD MEDICAL CENTER INC			3	100%	3
WILSON PEDIATRICS			3	100%	3
CVS MINUTE CLINIC DIAGNOSTIC		3			3
MUNSON MEDICAL CENTER			3	100%	3
ALOHA HOME CARE LLC DBA ACCENTCARE HOME HEALTH OF		3			3
YORK HOSPITAL - LABORATORY			3	100%	3
CORTLAND COUNTY HEALTH DEPARTMENT		3			3
MASSASHUSETTS STATE LAB INSTITUTE		1	2	67%	3
MEDFUSION		2	1	33%	3
HOPE HEALTHCARE		3			3
VICAR'S LANDING NURSING HOME		2	1	33%	3
JACKSON SOUTH COMMUNITY HOSPITAL LAB			3	100%	3
CP/AIG PENSACOLA DEVELOPMENT LLC		3			3

COVID-19: testing by laboratory

Data through Jan 20, 2021 verified as of Jan 21, 2021 at 09:25 AM

Data in this report are provisional and subject to change.

The numbers in the table below represent the number of Florida and non-Florida residents for whom test results were received by the Department of Health. A person can be tested by more than one laboratory and can have both positive and negative results. **Therefore, the sum of the numbers in each column will be larger than the total number of people tested.**

Reporting lab	Inconclusive	Negative	Positive	Percent positive	Total
MINUTECLINIC DIAGNOSTIC OF NORTH CAROLINA PC #7054		3			3
NORTHWEST FLORIDA CLINICAL LAB		1	2	67%	3
CRANES VIEW LODGE			3	100%	3
REELFOOT FAMILY WALK IN CLINIC		2	1	33%	3
HELIX LW UC		1	2	67%	3
ADRIANA M CASTRO MD PA		3			3
NORTH NAPLES HOSPITAL RESPIRATORY THERAPY DEPARTMENT			3	100%	3
BROOKDALE OAKBRIDGE		1	2	67%	3
TMH PHYSICIAN PARTNERS BLOUNTSTOWN			3	100%	3
Enterprise Health and Rehabilitation Center		3			3
PREMIER FAMILY AND SPORTS MEDICINE		2	1	33%	3
ADVENTHEALTH SEBRING- INFECTION CONTROL DEPARTMENT			3	100%	3
SURETOX LABORATORY LLC		2	1	33%	3
GREATER MOBILE URGENT CARE – SPRINGHILL			3	100%	3
Gulfport Rehabilitation Center			3	100%	3
MEADOWS AT CYPRESS GARDENS, THE		3			3
CVS MINUTE CLINIC DIAG OF IND LLC #5206		2	1	33%	3
FIRST CARE - MIDDLESBORO			3	100%	3
MONTANA DEPARTMENT OF PUBLIC HEALTH & HUMAN SERVICES			3	100%	3
NITIN BAWA PROFESSIONAL ASSOCIATES			3	100%	3
TERENCE B MITCHELL MD, INC			3	100%	3
HARBOUR ISLAND PEDIATRICS LLC			3	100%	3
MAYO		1	2	67%	3
SHANDS AT LAKE SHORE LAB		1	2	67%	3
Westside Terrace		3			3
PLAINVIEW PRIMARY CARE		3			3
MINUTECLINIC DIAGNOSTIC OF SC, LLC #7		2	1	33%	3
USCG SECTOR ST PETE		1	2	67%	3
ANN STORCK CENTER INC		3			3
FRESENIUS MEDICAL CARE			3	100%	3
PINELLAS POINT NURSING AND REHAB			3	100%	3
BEEBE MEDICAL CENTER LABORATORY		3			3
CALIFORNIA DEPARTMENT OF PUBLIC HEALTH			3	100%	3
Gulf Shore Care Center			3	100%	3
LOYOLA UNIVERSITY MEDICAL CENTER LABORATORY			3	100%	3
MINUTECLINIC DIAG OF IND, LLC #6483		1	2	67%	3
DOCTORS HOSPITAL RENAISSANCE			3	100%	3
UNITY HEALTH AND REHABILITATION CENTER			3	100%	3
CVS MINUTE CLINIC DIAGNOSTIC OF TEXAS		3			3
NEMOURS CHILDRENS PRIMARY CARE HORIZON WEST			3	100%	3
MEDEXPRESS URGENT CARE-SCOTT TOWNSHIP		3			3
MINUTECLINIC, LLC #5707		3			3
THOMAS LANGLEY			3	100%	3
MINUTECLINIC LLC (1435)		3			3
CUMBERLAND MEDICAL CENTER INC		3			3
CARENOW-ATASCOCITA			3	100%	3
MINUTE CLINIC DIAGNOSTIC OF TN PC #64		3			3

COVID-19: testing by laboratory

Data through Jan 20, 2021 verified as of Jan 21, 2021 at 09:25 AM

Data in this report are provisional and subject to change.

The numbers in the table below represent the number of Florida and non-Florida residents for whom test results were received by the Department of Health. A person can be tested by more than one laboratory and can have both positive and negative results. **Therefore, the sum of the numbers in each column will be larger than the total number of people tested.**

Reporting lab	Inconclusive	Negative	Positive	Percent positive	Total
GAINESVILLE PEDIATRIC ASSOCIATES			3	100%	3
ASPEN VALLEY HOSPITAL			3	100%	3
MEDEXPRESS URGENT CARE - TULSA, S YALE AVE		3			3
EXETER HOSPITAL		3			3
Magnolia Health and Rehab Center			3	100%	3
MINUTECLINIC DIAGNOSTIC OF TEXAS LLC		2	1	33%	3
HAVEN CUSTEAD CARE CENTER			3	100%	3
BROOKDALE SENIOR LIVING			3	100%	3
CULLMAN REGIONAL MEDICAL CENTER		2	1	33%	3
NORTH BROWARD HOSPITAL DISTRICT HEALTHCARE FOR THE HOMELESS			3	100%	3
LOUISIANA DEPT. OF HEALTH AND HOSPITALS-INFECTIOUS DISEASE EPI SECTION			3	100%	3
REGIONAL MEDICAL LAB			3	100%	3
SUMTER COUNTY HEALTH DEPARTMENT			3	100%	3
Kroger 635 - The Little Clinic Dacula		3			3
MEDICAL SERVICES OF AMERICA HOME HEALTH		3			3
MINUTE CLINIC DIAGNOSTIC OF SOUTH CAROLINA		2	1	33%	3
MEDICAL CENTER ENTERPRISE			3	100%	3
LUVERNE HEALTH AND REHABILITATION		3			3
HAVEN HOSPICE IN CHIEFLAND			3	100%	3
QUATRACOR PLLC		3			3
MEDICAL UNIVERSITY SC HOSPITAL			3	100%	3
MINUTECLINIC, DIAGNOSTIC OF TEXAS, LL		3			3
Bethany Health and Rehab		3			3
MINUTECLINIC DIAG OF IND, LLC #2387		3			3
WINTER PARK INTERNAL MEDICINE MD PA		2	1	33%	3
GONZALEZ MD AND ASWAD MD HEALTH SERVICES			3	100%	3
OHIO HEALTH DOCTORS HOSPITAL			3	100%	3
GLADES COUNTY DETENTION CENTER			3	100%	3
QUICK CARE MED WALK IN AND URGENT CARE			3	100%	3
INDIANA STATE DEPARTMENT OF HEALTH LABORATORIES			3	100%	3
NYC PUBLIC HEALTH LABS			3	100%	3
AVANTE INVERNESS		1	2	67%	3
CONSOLIDATED LABORATORY SERVICES			3	100%	3
MINUTECLINIC, LLC #4682		2	1	33%	3
IOWA DEPARTMENT OF PUBLIC HEALTH			3	100%	3
AVANTE AT ORMOND BEACH INC			3	100%	3
SUNRISE SENIOR LIVING OF JACKSONVILLE			3	100%	3
BOLING, STEPHANIE		3			3
ALLIANCE FOR MULTISPECIALTY RESEARCH		3			3
PATIENT FIRST - ALLENTOWN			3	100%	3
MARION COUNTY FIRE RESCUE		3			3
LEE CONVENIENT CARE AT SUMMERLIN			3	100%	3
LIZS ADULT CARE		3			3
PINELLAS PARK HEALTH CENTER - PINELLAS CHD		1	2	67%	3
WHEELER LABORATORY		2	1	33%	3
VILLAGES HEALTH, THE		3			3
ADVENT HEALTH - WESTCHASE ER			3	100%	3

COVID-19: testing by laboratory

Data through Jan 20, 2021 verified as of Jan 21, 2021 at 09:25 AM

Data in this report are provisional and subject to change.

The numbers in the table below represent the number of Florida and non-Florida residents for whom test results were received by the Department of Health. A person can be tested by more than one laboratory and can have both positive and negative results. **Therefore, the sum of the numbers in each column will be larger than the total number of people tested.**

Reporting lab	Inconclusive	Negative	Positive	Percent positive	Total
BRENTWOOD SENIOR LIVING AT ST PETE			3	100%	3
MEDEXPRESS URGENT CARE GREENSBURG		2	1	33%	3
MICHIGAN HEALTH CLINIC LABORATORIES		2	1	33%	3
HUNT CLUB MEDICAL CARE			3	100%	3
ST. PETERSBURG PEDIATRICS- 38TH AVENUE			3	100%	3
ST. LUKE'S HOSPITAL - BETHLEHEM CAMPUS		1	2	67%	3
FAMILY TREE DNA			3	100%	3
MEDEXPRESS URGENT CARE, CHAMBERSBURG		2	1	33%	3
ALLIANCE LABS @LRMC			3	100%	3
CVS TX7821POCT LEAGUE CITY		3			3
MERCY URGENT CARE			3	100%	3
PEDIATRICS BY THE SEA JOG RD OFFICE			3	100%	3
DEACONESS HOSPITAL			3	100%	3
DIXIE COUNTY EMERGENCY SERVICES			3	100%	3
CVS TN5671POCT MARYVILLE		2	1	33%	3
MINUTECLINIC DIAGNOSTIC OF OHIO #3407		3			3
CAMPAZZI CONCIERGE MEDICAL SERVICES		2	1	33%	3
ESCO DRUG CO INC		3			3
ADVANCED URGENT CARE OF MARATHON			3	100%	3
PREMIUM HEALTH SERVICES OF TAMPA BAY LLC		2	1	33%	3
AUSTIN PUBLIC HEALTH			3	100%	3
FAMILY TREE MEDICAL GROUP PA		2	1	33%	3
CVS NC3516POCT WINSTON SALEM		3			3
URGENT DOC - URGENT CARE CLINIC			3	100%	3
BROOKDALE NEW PORT RICHEY			3	100%	3
TUFTS MEDICAL CENTER			3	100%	3
ALLIED PHYSICIANS GROUP PLLC		3			3
ROANE MEDICAL CENTER		2	1	33%	3
CVS GA2470POCT CANTON		3			3
MINUTECLINIC DIAGNOSTIC OF WISCONSIN,		3			3
EMERALD COAST CENTER			3	100%	3
UNIVERISTY OF MIAMI			3	100%	3
CULLMAN REGIONAL URGENT CARE		2	1	33%	3
FHPG TAMPA PRIMARY CARE			3	100%	3
BARONESS ERLANGER HOSPITAL		3			3
APEX CLINICAL LABORATORIES INC		3			3
MEDEXPRESS URGENT CARE - WILKES BARRE		2	1	33%	3
LISTENING DOCTOR PLLC, THE			3	100%	3
PALMS WEST HOSPITAL			3	100%	3
Bainbridge Health and Rehab		3			3
SANFORD MOBILE LAB			3	100%	3
PATHOLOGY REFERENCE LAB LLC			3	100%	3
MOBIL LAB FOR ALL INC		3			3
FLORIDA HOSPITAL LABORATORIES		3			3
HARBOUR'S EDGE		2	1	33%	3
HEALTHQUEST, INC		2	1	33%	3
MEDLAB INC		3			3

COVID-19: testing by laboratory

Data through Jan 20, 2021 verified as of Jan 21, 2021 at 09:25 AM

Data in this report are provisional and subject to change.

The numbers in the table below represent the number of Florida and non-Florida residents for whom test results were received by the Department of Health. A person can be tested by more than one laboratory and can have both positive and negative results. **Therefore, the sum of the numbers in each column will be larger than the total number of people tested.**

Reporting lab	Inconclusive	Negative	Positive	Percent positive	Total
Rutgers Health Rwj University Hospital - Laboratory		2	1	33%	3
MONTEFIORE MEDICAL CENTER LABS MONTEFIORE		2	1	33%	3
MEDEXPRESS URGENT CARE - RICHMOND, W BROAD ST		3			3
WYOMING DEPT OF HEALTH			3	100%	3
CARENOW URGENT CARE - CENTRAL AUSTIN			3	100%	3
ONslow MEMORIAL HOSPITAL LABORATORY		3			3
TREASURE COAST PEDIATRICS PA			3	100%	3
SMOKY MOUNTAIN URGENT CARE AND FAMILY MEDICINE CENTER			3	100%	3
ADVANCED PEDIATRICS			3	100%	3
CENTRAL DUPAGE HOSPITAL			3	100%	3
THE CLINIC OF PEDIATRICS & GI MEDICINE, INC			3	100%	3
ORCHID COVE DAYTONA			3	100%	3
MINUTECLINIC DIAGNOSTIC OF OHIO #7790		1	2	67%	3
PPD - IXLAYER		3			3
STONE CLINICAL LABORATORIES OF FL LLC		3			3
Life Care Center of Orlando			3	100%	3
MINUTECLINIC DIAG OF IND LLC #6840		3			3
VA OUTPATIENT CLINIC-NEW PORT RICHEY			3	100%	3
PHYSICIANS URGENT CARE BERRY FARMS		2	1	33%	3
SPARROW CENTRAL LAB			3	100%	3
MINUTECLINIC, LLC #05814		3			3
TAMPA		1	2	67%	3
MED FUSION			3	100%	3
HIALEAH SHORES NURSING AND		2	1	33%	3
US SPECIALTY LABS			3	100%	3
UNIVERSITY OF MICHIGAN		2	1	33%	3
SENTARA NORFOLK GENERAL HOSPITAL CENTRAL LAB			3	100%	3
HARBORCHASE OF STUART			3	100%	3
SEMINOLE FAMILY HEALTH CENTER		3			3
MEDFIRST URGENT CARE			3	100%	3
THE WINDSOR OF OCALA			3	100%	3
CVS OH6123POCT CINCINNATI		2	1	33%	3
MONTANA PUBLIC HEALTH LAB			3	100%	3
ACL LABORATORIES INDUSTRIAL TOXICOLOGY			3	100%	3
SCIENTIFIC LABORATORY DIVISION			3	100%	3
VIRTUA MEMORIAL HOSPITAL BURLINGTON COUNTY		1	2	67%	3
CELEBRATION PEDIATRICS PA			3	100%	3
CVS TN5601POCT LENOIR CITY		3			3
Cleveland Clinic Weston			3	100%	3
OPENTRONS PRL		2	1	33%	3
ACCESS HEALTH CARE		2	1	33%	3
CARESPOT-WELLINGTON			3	100%	3
MINUTECLINIC LLC #5176			3	100%	3
BRANDON REGIONAL EMERGENCY CTR			3	100%	3
OPTUM PRIMARY CARE - SILVER LAKES			3	100%	3
TRUE HEALTH – LAKE UNDERHILL		3			3
MEDEXPRESS URGENT CARE-PASADENA		3			3

COVID-19: testing by laboratory

Data through Jan 20, 2021 verified as of Jan 21, 2021 at 09:25 AM

Data in this report are provisional and subject to change.

The numbers in the table below represent the number of Florida and non-Florida residents for whom test results were received by the Department of Health. A person can be tested by more than one laboratory and can have both positive and negative results. **Therefore, the sum of the numbers in each column will be larger than the total number of people tested.**

Reporting lab	Inconclusive	Negative	Positive	Percent positive	Total
MINUTECLINIC, LLC #7139		3			3
SOUTH COUNTY MENTAL HEALTH CENTER INC			3	100%	3
HELIX MEDICAL CENTERS		1	2	67%	3
NORTHERN LIGHT LABORATORY		1	2	67%	3
FAMILY MEDICINE AT WINTER PARK			3	100%	3
BETTERMED URGENT CARE			3	100%	3
RICHMOND CITY DEPARTMENT OF PUBLIC HEALTH			3	100%	3
ESTERO FIRE RESCUE		3			3
ALABAMA DEPT PUBLIC HEALTH			3	100%	3
CAREWELL URGENT CARE			3	100%	3
FLORIDA DEPARTMENT OF HEALTH IN MIAMI DADE COUNTY		2	1	33%	3
PROPATH			3	100%	3
ELITE PRIMARY CARE OF WAYCROSS			3	100%	3
QUEST DIAGNOSTICS PSC			3	100%	3
CVS SC3838POCT ANDERSON		3			3
NOVANT HEALTH PRESBYTERIAN		2	1	33%	3
GULF COAST PEDIATRICS OF SARASOTA PA		1	2	67%	3
IVY CREEK URGENT CARE OF ENTERPRISE			3	100%	3
BAPTIST OUTPATIENT SERVICES			3	100%	3
Life Care Center of Citrus County		2	1	33%	3
PRISMA HEALTH MIDLANDS			3	100%	3
COMMUNICABLE DISEASE CONTROL/PUBLIC HEALTH EMERGENCY PREPAREDNESS			3	100%	3
MEDICAL CENTER OF THE ROCKIES			3	100%	3
NC STATE LABORATORY OF PUBLIC HEALTH		3			3
MORTON PLANT NORTH BAY HOSPITAL			3	100%	3
MOULTRIE CREEK NURSING AND REHAB			3	100%	3
PUBLIC HEALTH TRUST OF MIAMI DADE COUNTY			3	100%	3
SIGNATURE CARE PFLUGERVILLE			3	100%	3
LIFE CARE CENTER OF SKAGIT VALLEY		3			3
RIVER CITY MEDICAL ASSOCIATES INC			3	100%	3
WINDER NURSING INC DBA WINDER HEALTH CARE		3			3
ADVANCED HEART CARE OF SOUTH FLORIDA		3			3
SSM HEALTH ST LOUIS MICROBIOLOGY LABORATORY		1	2	67%	3
CVS OH3393POCT AURORA		2	1	33%	3
KEY WEST URGENT CARE, INC		3			3
FLORIDA MEDICAL ASSOCIATES LLC			3	100%	3
ADVICE FOR OPTIMAL WELLNESS, INC			3	100%	3
LAURELLWOOD NURSING CENTER		1	2	67%	3
ADVENT HEALTH - TIMBERRIDGE ER		2	1	33%	3
CROSSVILLE MEDICAL GROUP		1	2	67%	3
SOFTLAB			3	100%	3
SARASOTA PERSONAL MEDICINE		2	1	33%	3
LITTLE SPURS PEDIATRIC URGENT CARE		1	2	67%	3
HOUSTON METHODIST HOSPITAL			3	100%	3
TAYLOR MANOR		1	2	67%	3
BRADENTON PHYSICIAN MEDICAL CENTER			3	100%	3
RAPID CITY RUGENT CARE			3	100%	3

COVID-19: testing by laboratory

Data through Jan 20, 2021 verified as of Jan 21, 2021 at 09:25 AM

Data in this report are provisional and subject to change.

The numbers in the table below represent the number of Florida and non-Florida residents for whom test results were received by the Department of Health. A person can be tested by more than one laboratory and can have both positive and negative results. **Therefore, the sum of the numbers in each column will be larger than the total number of people tested.**

Reporting lab	Inconclusive	Negative	Positive	Percent positive	Total
JOHN T MACKAY MD			3	100%	3
UNIVERSITY OF MIAMI / SCCC RESEARCH LABORATORY			3	100%	3
MEDEXPRESS URGENT CARE - WAXAHACHIE, N HIGHWAY 77		1	2	67%	3
COMMUNITY MEDICAL CENTER			3	100%	3
Rosedale Green		3			3
MID FLORIDA CLINICAL LABORATORY		2	1	33%	3
BAPTIST PRIMARY CARE, INC.		2	1	33%	3
TERRACE OF ST CLOUD, THE		2	1	33%	3
NORTH PINELLAS CHILDRENS MEDICAL CENTER INC			3	100%	3
FAMILY MEDICINE MEDICAL DRIVE		3			3
COMPASSION PEDIATRIC URGENT CARE LLC			3	100%	3
MEDEXPRESS URGENT CARE-ARLINGTON		2	1	33%	3
PROMPT CARE OF CENTRAL FLORIDA LLC			3	100%	3
KISSIMMEE URGENT CARE		3			3
LEXINGTON MEDICAL CENTER		1	2	67%	3
Lakeview Village		3			3
PENSACOLA PEDIATRICS PA - TIGER POINT			3	100%	3
Broadview Multi-Care Center		3			3
BNC Medical Investors, LLC Berrien Nursing & Rehabilitation Center		3			3
BAYCARE MEDICAL GROUP, INC		3			3
MEDEXPRESS URGENT CARE SHADYSIDE		3			3
NEMOURS CHILDRENS PRIMARY CARE MAITLAND			3	100%	3
MINUTECLINIC, LLC, DBA MINUTECLINIC #6		3			3
SPRING LAKE REHABILITATION CENTER			3	100%	3
FLORIDA HOSPITAL PHYSICIANS GROUP		1	2	67%	3
FLORIDA LABORATORY ANALYSIS, LLC			3	100%	3
COVID PROCESSING SITE			3	100%	3
WEST TN HEALTH MED NORTH		3			3
CVS HEALTH MINUTE CLINIC			3	100%	3
PEDIATRICS IN BREVARD-COCOA BEACH		2	1	33%	3
VELOCITY CARE			3	100%	3
COOPER UNIVERSITY HOSPITAL LABORATORY		2	1	33%	3
LIFEHOPE LABS			3	100%	3
Greystone Health Care Center		3			3
MINUTECLINIC DIAGNOSTIC OF ILLINOIS LL		3			3
WALGREENS #07502		3			3
HARLEM HOSPITAL CENTER		3			3
JUPITER CLINIC			3	100%	3
Centrastate Medical Center		2	1	33%	3
ORLANDO REGIONAL HEALTH SERVICES		1	2	67%	3
ASSOCIATES IN MEDICINE		1	2	67%	3
PM PEDIATRICS OF SELDEN PLLC		3			3
NORTH SHORE HOSP. INFECTION CONTROL			3	100%	3
MEDEXPRESS URGENT CARE-CHIPPEWA		2	1	33%	3
ADVENT HEALTH - CENTRAL PASCO ER			3	100%	3
MEDEXPRESS URGENT CARE - SUMMERSVILLE, WEBSTER RD		3			3
ABBOTT DIAGNOSTICS			3	100%	3

COVID-19: testing by laboratory

Data through Jan 20, 2021 verified as of Jan 21, 2021 at 09:25 AM

Data in this report are provisional and subject to change.

The numbers in the table below represent the number of Florida and non-Florida residents for whom test results were received by the Department of Health. A person can be tested by more than one laboratory and can have both positive and negative results. **Therefore, the sum of the numbers in each column will be larger than the total number of people tested.**

Reporting lab	Inconclusive	Negative	Positive	Percent positive	Total
TMH PHYSICIAN PARTNERS SOUTHWOOD			3	100%	3
MINUTECLINIC DIAGNOSTIC OF MICHIGAN, P		3			3
JOHNNIE RUTH CLARKE LAB			3	100%	3
MARYLAND STATE DEPT OF HEALTH	2		1	33%	3
CVS TN2179POCT MURFREESBORO		3			3
HEALTHCARE NETWORK OF SOUTHWEST FLORIDA			3	100%	3
FLAGLER FAMILY MEDICINE PA			3	100%	3
UNC HOSPITAL/MCLENDON CLINICAL LABORATORIES			3	100%	3
MEDEXPRESS URGENT CARE, BELLE VERNON		3			3
VIRGINIA DIVISION OF CONSOLIDATED LABORATORIES			3	100%	3
ASCENDI HOME HEALTH AGENCY INC			3	100%	3
LEWIS COUNTY MANOR		3			3
FHPG FAMILY MEDICAL CENTER OF TAMPA BAY		1	2	67%	3
SAVANNAH COVE		3			3
CORTLAND REGIONAL MEDICAL CENTER		3			3
COASTAL LABORATORIES OF FLORIDA			3	100%	3
RHEA MEDICAL CENTER		3			3
DEPARTMENT OF PATHOLOGY ROME MEMORIAL		3			3
PARRISH MEDICAL CENTER-WAIVED TESTING		3			3
MEDIC INFUSION PA		3			3
ADVENT HEALTH MEDICAL GROUP FAMILY MEDICINE			3	100%	3
SUMMIT MEDICAL GROUP – WEST ORANGE		3			3
MINUTECLINIC DIAGNOSTIC OF TN PC #240		3			3
State Lab Unspecifd			3	100%	3
Hunterdon Medical Center Laboratory		3			3
CELEBRATION PEDIATRICS			3	100%	3
BETH ISRAEL MEDICAL CENTER LABS		3			3
PBC FIREFIGHTER BENEFIT FUND WELLNESS CENTER		1	2	67%	3
MEDEXPRESS URGENT CARE- FORT WORTH N T		3			3
GENTLE HANDS MOBILE PHLEBOTOMY			3	100%	3
TIEHH BIOTERRORISM RESPONSE LAB			3	100%	3
WELLMED AT APOLLO BEACH BLVD		1	2	67%	3
SCHIFF CENTER FOR LIVER DISEASES		1	2	67%	3
MEDEXPRESS URGENT CARE - NORTH LITTLE		2	1	33%	3
STATCARE URGENT & WALK IN MEDICAL CARE		2	1	33%	3
LEESBURG COMMUNITY HEALTH CENTERS			3	100%	3
TIFTON CARECONNECT URGENT CARE			3	100%	3
ADVENTHEALTH CENTRA CARE PONCIANA			3	100%	3
MEDEXPRESS URGENT CARE - WHEELING		2	1	33%	3
PREMIER CLINICAL RESEARCH INSTITUTE INC			3	100%	3
LAHEY CLINIC MEDICAL CENTER			3	100%	3
ALLIANCE PEDIATRICS PA			3	100%	3
MEDEXPRESS URGENT CARE - WALDORF, CRAIN HWY		3			3
ST. PETERSBURG PEDIATRICS			3	100%	3
MORGAN STANLEY HEALTH CENTER		3			3
SUMNER REGIONAL MEDICAL CENTER		2	1	33%	3
THE PATHOLOGY LABORATORY		1	2	67%	3

COVID-19: testing by laboratory

Data through Jan 20, 2021 verified as of Jan 21, 2021 at 09:25 AM

Data in this report are provisional and subject to change.

The numbers in the table below represent the number of Florida and non-Florida residents for whom test results were received by the Department of Health. A person can be tested by more than one laboratory and can have both positive and negative results. **Therefore, the sum of the numbers in each column will be larger than the total number of people tested.**

Reporting lab	Inconclusive	Negative	Positive	Percent positive	Total
TARRANT COUNTY PUBLIC HEALTH		3			3
MEDEXPRESS-HOUSTON EAST FWY		1	2	67%	3
PALM BAY URGENT CARE PL		1	2	67%	3
WATSON THERAPEUTICS INC			3	100%	3
NORTHSIDE HOSPITAL ATLANTA		3			3
DACH MAIN LAB			3	100%	3
STARLING AT NOCATEE			2	100%	2
Village on the Green			2	100%	2
MID-FLORIDA HEMATOLOGY AND ONCOLOGY CENTERS		2			2
ANDERSON COUNTY HOSPITAL			2	100%	2
COOPER CLINIC			2	100%	2
SOUTH DAKOTA DEPARTMENT OF HEALTH		2			2
Kroger 745 - The Little Clinic Somerset		2			2
MINUTECLINIC, LLC #07852		2			2
CREATIVE HEALTH CENTER			2	100%	2
CARE 365			2	100%	2
CHEROKEE COUNTY HEALTH AND REHAB CENTER		2			2
URGENT CARE AND SURGERY CENTER			2	100%	2
Jackson Health Care Facility			2	100%	2
CVS GA2236POCT WOODSTOCK		2			2
ACCESS MEDICAL GROUP OF FLORIDA CITY			2	100%	2
ACCESS LABORATORIES LLC			2	100%	2
VIRGINIA DEPT OF HEALTH OFFICE OF EPIDEMIOLOGY			2	100%	2
MARTHA A PRICE MD PA		1	1	50%	2
Lenox on the Lake			2	100%	2
ADVANCED MEDICAL RESEARCH CENTER LLC			2	100%	2
SCIENTIFIC LABORATORY COMPANY		2			2
Church Creek SNF			2	100%	2
CARE CENTERS OF NASSAU LLC MINER ROAD SOUTH		2			2
Heartland Healthcare Center Boca Raton			2	100%	2
MEDEXPRESS URGENT CARE-SELINGSGROVE		2			2
ST CHARLES BEND LABORATORY		1	1	50%	2
MERCY CONVENIENT CARE			2	100%	2
CHNJ		2			2
POINT OF CARE PRIVATE HEALTH MANAGEMENT			2	100%	2
BMC/JACSONVILLE		1	1	50%	2
FASTCARE LLC			2	100%	2
THE HOSPITAL OF PROVIDENCE EMERGENCY ROOM			2	100%	2
MINUTE CLINIC DIAGNOSTIC OF KANSAS PA		2			2
WISCONSIN STATE LABORATORY OF HYGIENE		1	1	50%	2
DOCTOR 4 U CLINIC			2	100%	2
MID - FLORIDA PATHOLOGY LLC		1	1	50%	2
VOLUNTEERS OF AMERICA OF FLORIDA			2	100%	2
PRECISION CLINICAL RESEARCH			2	100%	2
CVS NY549POCT RIDGEWOOD		1	1	50%	2
LEGACY ER & URGENT CARE - FRISCO WEST			2	100%	2
MANATEE MEMORIAL HOSPITAL CLINICAL LABORATORY			2	100%	2

COVID-19: testing by laboratory

Data through Jan 20, 2021 verified as of Jan 21, 2021 at 09:25 AM

Data in this report are provisional and subject to change.

The numbers in the table below represent the number of Florida and non-Florida residents for whom test results were received by the Department of Health. A person can be tested by more than one laboratory and can have both positive and negative results. **Therefore, the sum of the numbers in each column will be larger than the total number of people tested.**

Reporting lab	Inconclusive	Negative	Positive	Percent positive	Total
MEDEXPRESS URGENT CARE-MT PLEASANT		1	1	50%	2
MINUTECLINIC MINUTECLINIC #4978		1	1	50%	2
LEE MEMORIAL HEALTH SYSTEM D/B/A			2	100%	2
New Jersey Aim At Smg		2			2
PM PEDIATRICS OF BAYSIDE, PLLC - MANHASSET		2			2
ADVANCED URGENT CARE CENTER OF THE UPPER KEYS			2	100%	2
WALGREENS #13605		2			2
CVS IN6654POCT INDIANAPOLIS		2			2
WINKLER COURT		1	1	50%	2
JRS LABORATORY			2	100%	2
PRECISION DIAGNOSTIC INC		2			2
COVANCE			2	100%	2
SERENADES BY SONATA		1	1	50%	2
MINUTECLIINIC DIAGNOSTIC OF NORTH CARO		2			2
TMH EC NORTHEAST LABORATORY			2	100%	2
Parkside Villa		2			2
INTERNAL MEDICINE & PEDIATRICS WELLNESS CENTER			2	100%	2
NORTON IMMEDIATE CARE CENTER - PRESTON			2	100%	2
WAL-MART STORES EAST LP		2			2
ORLANDO LUTHERAN TOWERS		1	1	50%	2
ACCESS CARE MEDICAL GROUP LLC		2			2
BROOME COUNTY HEALTH DEPARTMENT		1	1	50%	2
MINUTE CLINIC DIAG OF IND LLC #8674		2			2
ASCENSION ST MICHAEL'S HOSPITAL LAB		1	1	50%	2
ILLINOIS DEPT OF PUBLIC HEALTH LABS			2	100%	2
BASSETTI MEDICAL RESEARCH INC			2	100%	2
MINUTECLINIC DIAGNOSTIC PA #3344		2			2
CARESPOT URGENT CARE		1	1	50%	2
MINUTE CLINIC DIAGNOSTIC OF VIRGINIA, LLC #1905		2			2
PHYSICIANS FOR CHILDREN			2	100%	2
SCRIPPS CLINIC MEDICAL			2	100%	2
ADVANCED MEDICAL OF FLORIDA			2	100%	2
CLINICA HISPANIA			2	100%	2
AdventHealth Care Center Orlando North			2	100%	2
ACN PHYSICIANS GROUP CORP			2	100%	2
ST VINCENTS AMBULATORY CARE INC DBA			2	100%	2
KIVA AT MOUNT DORA			2	100%	2
UK HEALTHCARE			2	100%	2
CVS MO10151POCT SPRINGFIELD		1	1	50%	2
MINUTECLINIC DIAGNOSTIC OF TEXAS, LLC #7435		2			2
FLORIDA DEPARTMENT OF HEALTH (FDOH)			2	100%	2
SHELL POINT HOME HEALTH			2	100%	2
MEDEXPRESS URGEN CARE - EAST BRUNSWICK		2			2
Cedar Valley Nursing & Rehab Center		2			2
BIRMINGHAM INTERNAL MEDICINE ASSOCIATE		1	1	50%	2
WHITESANDS OUTPATIENT TREATMENT		2			2
COASTAL MEDICAL LAB			2	100%	2

COVID-19: testing by laboratory

Data through Jan 20, 2021 verified as of Jan 21, 2021 at 09:25 AM

Data in this report are provisional and subject to change.

The numbers in the table below represent the number of Florida and non-Florida residents for whom test results were received by the Department of Health. A person can be tested by more than one laboratory and can have both positive and negative results. **Therefore, the sum of the numbers in each column will be larger than the total number of people tested.**

Reporting lab	Inconclusive	Negative	Positive	Percent positive	Total
HOLY FAMILY MEDICAL CENTER		1	1	50%	2
UTMB PATHOLOGY CLINICAL SERVICES LABORATORY			2	100%	2
CELEBRATION PRIMARY CARE ASSOCIATES LLC		2			2
BAYLOR COLLEGE OF MEDICINE			2	100%	2
BAYCARE LABORATORIES			2	100%	2
PruittHealth Lakehaven		2			2
QUALITY MEDICAL CARE			2	100%	2
ALL AMERICAN URGENT CARE			2	100%	2
MINUTECLINIC DIAGNOSTIC MED GRP OF CA		2			2
CVS PA7132POCT THORNDALE		2			2
EASTERN FLORIDA STATE COLLEGE – PALM BAY CAMPUS□			2	100%	2
HEARTLAND - CHARLESTON OF HANAHAN SC,		2			2
UNIVERISTY OF MEMPHIS ATHLETIC TRAINI		2			2
SOUTH FLORIDA PEDIATRIC PARTNERS			2	100%	2
NEMOURS CHILDREN'S PRIMARY CARE THE VILLAGES		2			2
ONTARIO COUNTY PUBLIC HEALTH		2			2
AMERICAN MEDICAL LABORATORIES			2	100%	2
WALKONCLINIC			2	100%	2
CENTRAL FLORIDA FAMILY HEALTH CENTER		2			2
CVS IL8747POCT CHICAGO		2			2
HALIFAX HEALTH CARE FOR WOMEN		2			2
MINUTECLINIC, LLC #03268		2			2
SANTA ROSA COUNTY HEALTH DEPARTMENT			2	100%	2
OAKBRIDGE TERRACE AT SAE			2	100%	2
SUPERIOR RESIDENCES OF CLERMONT		2			2
AKRON GENERAL MEDICAL CENTER MAIN		2			2
HAWAII DEPARTMENT OF HEALTH			2	100%	2
MINUTE CLINIC INCORPORTE		2			2
POMERENE HOSPITAL			2	100%	2
AGILE URGENT CARE			2	100%	2
MEDEXPRESS URGENT CARE, HERMITAGE		1	1	50%	2
MINUTE CLINIC DIAGNOSTIC MED GRP		2			2
NEW BRIDGE MEDICAL CENTER		2			2
VAULT HEALTH			2	100%	2
ASCENSION ST VINCENT'S RIVERSIDE			2	100%	2
DEPT OF HEALTH			2	100%	2
UMHC HOLLYWOOD LABORATORY			2	100%	2
CVS OH2543POCT CANFIELD		2			2
Robert Cranfield			2	100%	2
MINUTECLINIC, LLC (CLINIC 10928)		2			2
RAPID URGENT CARE - ALBANY			2	100%	2
HANOVER ENDOSCOPY CENTER		2			2
Timber Ridge Health Care Center			2	100%	2
HCR MANOR CARE SERVICES OF FLORIDA III INC		2			2
DIAGNOSTIC & MEDICAL SPECIALISTS OF GREENWICH		2			2
AHC of Mckenzie		2			2
FL DEPT OF HEALTH MARION COUNTY MOBILE HEALTH UNIT			2	100%	2

COVID-19: testing by laboratory

Data through Jan 20, 2021 verified as of Jan 21, 2021 at 09:25 AM

Data in this report are provisional and subject to change.

The numbers in the table below represent the number of Florida and non-Florida residents for whom test results were received by the Department of Health. A person can be tested by more than one laboratory and can have both positive and negative results. **Therefore, the sum of the numbers in each column will be larger than the total number of people tested.**

Reporting lab	Inconclusive	Negative	Positive	Percent positive	Total
FLORIDA SCHOOL FOR THE DEAF & BLIND			2	100%	2
JOHN D. ARCHBOLD MEM. HOSPITAL			2	100%	2
STPET		1	1	50%	2
CHARLOTTE COUNTY HEALTH DEPARTMENT			2	100%	2
PALOS COMMUNITY HOSPITAL LABORATORY			2	100%	2
Gracemore Nursing and Rehab		2			2
NATIONAL JEWISH HEALTH			2	100%	2
CLAYMED OF NORTH FLORIDA			2	100%	2
SIGNATURE HEALTHCARE OF MIDDLEBURG		2			2
MEDEXPRESS URGENT CARE - WEXFORD		2			2
MEDEXPRESS URGENT CARE-SALINA, S 9TH ST		2			2
JACKSON LABORATORY OF GENOMIC MEDICINE		2			2
WEAKLEY COUNTY REHAB AND NURSING CENTER		2			2
ManorCare Rehabilitation Center- Decatur		2			2
COMPLETE HEALTH MEDICAL CENTER			2	100%	2
IN AND OUT URGENT CARE			2	100%	2
NORTHWELL HEALTH			2	100%	2
SOMA MEDICAL CENTER PA #3			2	100%	2
MIAMI BEACH MEDICAL GROUP LLC			2	100%	2
THE CLUB AT BOYNTON BEACH, LLC			2	100%	2
AMI ST FRANCIS HOSPITAL LABORATORY		1	1	50%	2
MEDEXPRESS URGENT CARE - SPRINGDALE, S 40TH STREET		2			2
Holiday Retirement Home			2	100%	2
ADVENT HEALTH CENTRAL TEXAS		1	1	50%	2
DALLAS BAPTIST UNIVERSITY - HEALTH SERVICES			2	100%	2
SOUTHEASTERN INSTITUTE OF RESTORATIVE MEDICINE		1	1	50%	2
Manorcare Health Services West Reading North		2			2
CLINICAL PATHOLOGY LABORATORIES			2	100%	2
GULF COAST MEDICAL CENTER RESPIRATORY CARE			2	100%	2
MAWD PATHOLOGY GROUP			2	100%	2
Signature Healthcare of Savannah		2			2
SHORE MEDICAL CENTER		2			2
PARKLAND HEALTH & HOSPITAL			2	100%	2
SOUTHERN SURGICAL ARTS		2			2
UWMC MONTLAKE DEPT OF LAB MED			2	100%	2
ELMHURST MEMORIAL HOSPITAL			2	100%	2
Kings County Hospital Center			2	100%	2
PHYSICIANS MEDICAL CENTER		2			2
CVS PA8979POCT HARRISBURG		2			2
NATIONWIDE LABORATORY SERVICES		1	1	50%	2
Luther Acres Manor		2			2
FLORIDA PRIMARY & SPECIALTY CARE		2			2
SUNBRIDGE CARE & REHAB FOR DECATUR		2			2
FLORIDA PRIMARY CARE CENTER PA		2			2
CROSSROADS			2	100%	2
OPP HEALTH AND REHABILITATION		2			2
PHYSICIANS LABORATORY SERVICES			2	100%	2

COVID-19: testing by laboratory

Data through Jan 20, 2021 verified as of Jan 21, 2021 at 09:25 AM

Data in this report are provisional and subject to change.

The numbers in the table below represent the number of Florida and non-Florida residents for whom test results were received by the Department of Health. A person can be tested by more than one laboratory and can have both positive and negative results. **Therefore, the sum of the numbers in each column will be larger than the total number of people tested.**

Reporting lab	Inconclusive	Negative	Positive	Percent positive	Total
WOMENS CARE FLORIDA LLC-LABORATORY		2			2
PEDIATRIC HEALTH CARE		1	1	50%	2
UNIVERSITY OF MARYLAND MEDICAL CENTER			2	100%	2
PHYSICIANS CARE INC		1	1	50%	2
MORRISTOWN MEMORIAL HOSPITAL		2			2
MINUTE CLINIC DIAGNOSTIC OF VIRGINIA, LLC #7543		2			2
UW HOSPITAL AND CLINICS		1	1	50%	2
UT PATH			2	100%	2
EMORY UNIVERSITY HOSPITAL			2	100%	2
JEFFERSON WASHINGTON TOWNSHIP HOSPITAL		2			2
SARASOTA MEMORIAL MEDICAL URGENT CARE CENTER			2	100%	2
VETERANS AFFAIRS MEDICAL CENTER - GREATER LOS ANGELES			2	100%	2
SOUTH FLORIDA DIALYSIS CENTER			2	100%	2
MEDEXPRESS URGENT CARE - LINCOLN VILLA		2			2
MD NOW URGENT CARE MEDICAL CENTERS INC			2	100%	2
Kroger 739 - The Little Clinic La Grange Road		2			2
SAFE PMC		2			2
CCRX OF NORTH CAROLINA, LLC		1	1	50%	2
Alden Des Plaines			2	100%	2
TULANE MEDICAL CENTER			2	100%	2
MEDEXPRESS URGENT CARE-WILKINS TOWNSHIP, WILLIAM PENN HIGHWAY		2			2
EXPRESSCARE URGENT CARE CENTER			2	100%	2
Lakeside Oaks Care Center			2	100%	2
NOVA SOUTHEASTERN UNIVERSITY - STUDENT MEDICAL CTR			2	100%	2
CVS MINUTE CLINIC DIAGNOSTIC OF KANSAS, PA		2			2
MEDEXPRESS URGENT CARE - LITTLE ROCK		1	1	50%	2
FLORIDA KEYS PED & ADOLES CTR			2	100%	2
MAYO CLINIC GROUP PRACTICE LABORATORY			2	100%	2
University Center East			2	100%	2
SACRED HEART HOSPITAL ON THE EMERALD			2	100%	2
ORANGE COUNTY HEALTH DEPARTMENT		1	1	50%	2
HEALTH FIRST MEDICAL GROUP			2	100%	2
BAPTIST HOSPITAL EMPLOYEE HEALTH OFF			2	100%	2
ELITE CARE			2	100%	2
MARTIN MEDICAL CENTER INC		1	1	50%	2
DUKE HEALTH REGIONAL HOSPITAL			2	100%	2
MEDEXPRESS URGENT CARE-CLOQUET		2			2
NAVAL MEDICAL CENTER			2	100%	2
MINUTECLINIC DIAGNOSTIC, PA #10252		2			2
MISSION HOSPITAL REGIONAL MEDICAL CENTER			2	100%	2
CVS CA8850POCT HUNTINGTON BEACH		1	1	50%	2
BIOHEALTH MEDICAL LAB INC			2	100%	2
DAYTON CHILDRENS HOSPITAL LAB			2	100%	2
SENDER RETREAT ADULT DAY CARE CENTERS			2	100%	2
MEDICAL CENTER AT OCEAN REEF,THE		2			2
POWERS PEDIATRICS			2	100%	2
SIMMONS			2	100%	2

COVID-19: testing by laboratory

Data through Jan 20, 2021 verified as of Jan 21, 2021 at 09:25 AM

Data in this report are provisional and subject to change.

The numbers in the table below represent the number of Florida and non-Florida residents for whom test results were received by the Department of Health. A person can be tested by more than one laboratory and can have both positive and negative results. **Therefore, the sum of the numbers in each column will be larger than the total number of people tested.**

Reporting lab	Inconclusive	Negative	Positive	Percent positive	Total
AFC PHYSICIANS OF FLORIDA, PA			2	100%	2
Greystone Nursing and Rehab, LLC			2	100%	2
APC PEDIATRICS			2	100%	2
BENEVA LAKES ASSISTED LIVING CENTER			2	100%	2
CHAPPEL GROUP RESEARCH, THE		2			2
MINUTECLINIC, DIAGNOSTIC OF TEXAS, LLC		2			2
NAVAL BRANCH MEDICAL CLINIC			2	100%	2
CLEARWATER PAIN MANAGEMENT ASSOCIATES			2	100%	2
REGIONAL MEDICAL CENTER BAYONET POINT			2	100%	2
MINUTECLINIC DIAG OF IND, LLC #10190		2			2
ADVENTHEALTH MEDICAL GROUP PEDIATRICS		1	1	50%	2
CVS OH3080POCT HUBER HEIGHTS		2			2
PEPIN ACADEMIES-PASCO		2			2
CSS- TWELVE OAKS			2	100%	2
CVS NJ837POCT MARLTON		2			2
Iowa Veterans Home		2			2
JUST BELIEVE RECOVERY CENTER			2	100%	2
BRANDYWYNE HEALTH CARE CENTER			2	100%	2
ORLANDO FAMILY PHYSICIANS INC			2	100%	2
CVS TX8387POCT AUSTIN		2			2
POINTE AT NEW PORT PLACE,THE		2			2
MINUTECLINIC DIAGNOSTIC MEDICAL		2			2
CARENOW-LEBANON		1	1	50%	2
PREMIER MEDICAL LABORATORY			2	100%	2
SV DIAGNOSTIC LAB			2	100%	2
MEDEXPRESS URGENT CARE NORWIN		2			2
HOLY TRINITY PHARMACY LLC		2			2
THE FOUNTAIN AT BOCA CIEGA BAY		2			2
Hartwell Health and Rehabilitation		2			2
WISE HEALTH SYSTEM		1	1	50%	2
POMONA VALLEY COMMUNITY HOSPITAL			2	100%	2
COOK HOSPITAL AND CARE CENTER		1	1	50%	2
CARE NOW DENTON			2	100%	2
VANAYER HEALTHCARE AND REHAB CENTER		2			2
UNIVERSITY OF KANSAS MEDICAL CENTER			2	100%	2
MEDEXPRESS URGENT CARE - OMAHA N 72 ST		2			2
BELLIN HOSPITAL			2	100%	2
OURMED		2			2
OPTUM OF RED ROAD		2			2
IMMUNOGENOMICS LLC			2	100%	2
HOUSTON HEALTH DEPARTMENT - BUREAU OF LABORATORY SERVICES			2	100%	2
SUNCOAST TECHNICAL COLLEGE SCHOOL OF HEALTH		2			2
MEDEXPRESS URGENT CARE-BLOOMFIELD AVEN		2			2
PRINCETON BMC LABORATORY		2			2
MINUTECLINIC DIAGNOSTIC OF TN, PC 6304		1	1	50%	2
RENFREW CENTERS INC		2			2
LABRADOR PRIMARY CARE CENTER			2	100%	2

COVID-19: testing by laboratory

Data through Jan 20, 2021 verified as of Jan 21, 2021 at 09:25 AM

Data in this report are provisional and subject to change.

The numbers in the table below represent the number of Florida and non-Florida residents for whom test results were received by the Department of Health. A person can be tested by more than one laboratory and can have both positive and negative results. **Therefore, the sum of the numbers in each column will be larger than the total number of people tested.**

Reporting lab	Inconclusive	Negative	Positive	Percent positive	Total
HUMILITY OF MARY HEALTH PARTNERS			2	100%	2
SPECIALTY LABORATORIES			2	100%	2
BIONIC TECHNOLOGIES CORPORATION			2	100%	2
STEBEN COUNTY PUBLIC HEALTH		2			2
TRICORE REFERENCE LABORATORY		1	1	50%	2
GIGI WOOD DAVIS DO-FAMILY MEDICINE		2			2
FEDERAL CORRECTIONAL INSTITUTION MARIANNA			2	100%	2
DMC UNIVERSITY LABORATORIES		1	1	50%	2
NEMOURS CHILDREN'S URGENT			2	100%	2
MEDEXPRESS URGENT CARE - SOUTH CHARLESTON		2			2
DEPARTMENT OF HEALTH AND HUMAN SERVICES			2	100%	2
TENNESSEE VALLEY HCS			2	100%	2
AZALEA HEALTH AND REHABILITATION		2			2
ATHENA CARE RESOURCES LLC		2			2
BRIGHAM AND WOMEN'S HOSPITAL			2	100%	2
HENDRY/GLADES COUNTY HEALTH DEPARTMENT		2			2
LEESBURG REGIONAL MEDICAL CENTER URGENT CARE			2	100%	2
VALLEY BAPTIST MEDICAL CENTER: BROWNSVILLE			2	100%	2
REELFOOT FAMILY WALK IN CLINIC - TIPT		2			2
MINUTE-CLINIC DIAGNOSTIC OF VIRGINIA,		2			2
MEDEXPRESS URGENT CARE- COLUMBIA HEIGH		2			2
STEWART ST ELIZABETH MEDICAL CENTER			2	100%	2
REGIONS HOSPITAL LABORATORY			2	100%	2
CARENOW LENEXA			2	100%	2
SWEDISH COVENANT HOSPITAL			2	100%	2
NLC LABS			2	100%	2
CVS NJ862POCT MARLBORO		2			2
ROPER HOSPITAL			2	100%	2
DISCOVERY VILLAGE AT THE FORUM		2			2
BIOMAT USA			2	100%	2
CALIFORNIA DIVISION OF COMMUNICABLE DISEASE CONTROL			2	100%	2
BAY CORRECTIONAL AND REHABILITATION FACILITY			2	100%	2
ONE MEDICAL GROUP		1	1	50%	2
OUR LADY OF THE LAKE REGIONAL MEDICAL CENTER			2	100%	2
HARBORCHASE OF GAINESVILLE			2	100%	2
FLORIDA MEDICAL CLINIC -INTERNAL MED DADE CITY			2	100%	2
GULF COAST IMMEDIATE CARE CENTER		1	1	50%	2
BD MEDICAL SYSTEMS			2	100%	2
MAJESTIC GUARDIANS			2	100%	2
CENTRAL FLORIDA PRIMARY CARE			2	100%	2
WESTPAC LABS INC			2	100%	2
AIRPORT CLINIC			2	100%	2
MEMORIAL HOSPITAL OF CARBONDALE			2	100%	2
ST. LUCIE COUNTY HEALTH DEPARTMENT		1	1	50%	2
GULF COAST REGIONAL MEDICAL CARE		2			2
INA		1	1	50%	2
THOMASVILLE REGIONAL MEDICAL CENTER		2			2

COVID-19: testing by laboratory

Data through Jan 20, 2021 verified as of Jan 21, 2021 at 09:25 AM

Data in this report are provisional and subject to change.

The numbers in the table below represent the number of Florida and non-Florida residents for whom test results were received by the Department of Health. A person can be tested by more than one laboratory and can have both positive and negative results. **Therefore, the sum of the numbers in each column will be larger than the total number of people tested.**

Reporting lab	Inconclusive	Negative	Positive	Percent positive	Total
MEDICAL CITY DALLAS HOSPITAL			2	100%	2
Workmens Circle Multicare Center		2			2
CAREWELL JW - WORCESTER LNC			2	100%	2
MOBILE COUNTY HEALTH DEPARTMENT		1	1	50%	2
TRUE HEALTH INC			2	100%	2
EXPRESS CARE OF THE SHOALS		1	1	50%	2
CVS SC7396POCT NORTH MYRTLE BEACH		2			2
STARR COUNTY MEMORIAL HOSPITAL			2	100%	2
STANFORD HEALTH CARE ANATOMIC PATHOLOGY & CLINICAL LAB			2	100%	2
METHODIST MANSFIELD MEDICAL CENTER			2	100%	2
ALL PEDIATRIC CARE PA			2	100%	2
SWEETWATER NURSING CENTER		2			2
Kroger 096 - The Little Clinic Orchard and Holly		2			2
PINARD HOME HEALTH SERVICES INC			2	100%	2
SPRING HILL REGIONAL HOSPITAL			2	100%	2
FKC AMELIA ISLAND DIALYSIS			2	100%	2
Good Samaritan Society-Blackduck		1	1	50%	2
CURATIVE		1	1	50%	2
FLAGLER PROFESSIONAL HEALTH CAE SERVICES INC		2			2
PTC LABORATORIES			2	100%	2
THE RIM URGENT CARE			2	100%	2
MINUTECLINIC DIAG OF IND, LLC #8645		2			2
LIFETIME FAMILY URGENT CARE			2	100%	2
FLORIDA DEPARTMENT OF HEALTH IN ALACHUA COUNTY -			2	100%	2
CITRUS PARK			2	100%	2
CVS TX10140POCT THE WOODLANDS		2			2
ADVANTA ANALYTICAL LABORATORIES			2	100%	2
UNIVERSITY OF MISSOURI HEALTH CARE			2	100%	2
TALLAHASSEE MEMORIAL HEALTHCARE FAMILY MED RESIDENCY			2	100%	2
NEW GEN LABS			2	100%	2
SARASOTA MEDICAL CENTER			2	100%	2
Macon Valley Nursing and Rehabilitation Center		2			2
RIVERSIDE METHODIST HOSPITAL LAB			2	100%	2
Lake Charles Healthcare LLC dba Landmark Lake Charles			2	100%	2
RIVERVIEW MEDICAL CLINIC		2			2
MEDEXPRESS URGENT CARE - CEDAR KNOLLS		2			2
CVS NY4098030POCT NEW YORK		2			2
ST. JOSEPH REGIONAL MEDICAL CENTER			2	100%	2
HEALTH EXPRESS URGENT CARE			2	100%	2
TMH PHYSICIAN PARTNERS MONTICELLO		1	1	50%	2
ASPIRUS RIVERVIEW HOSPITAL & CLINICS INC		1	1	50%	2
ENVOY OF FORK UNION, LLC DBA ENVOY AT THE VILLAGE		2			2
SPRINGHILL SENIOR RESIDENCE		2			2
FLORIDA MEDICAL CENTER OF CLEARWATER		2			2
Walgreens #10207		2			2
AUSTIN REGIONAL CLINIC MICROBIOLOGY LAB			2	100%	2
KAILOS GENETICS INC			2	100%	2

COVID-19: testing by laboratory

Data through Jan 20, 2021 verified as of Jan 21, 2021 at 09:25 AM

Data in this report are provisional and subject to change.

The numbers in the table below represent the number of Florida and non-Florida residents for whom test results were received by the Department of Health. A person can be tested by more than one laboratory and can have both positive and negative results. **Therefore, the sum of the numbers in each column will be larger than the total number of people tested.**

Reporting lab	Inconclusive	Negative	Positive	Percent positive	Total
PM PEDIATRICS OF BAYSIDE PLLC - HOPEWELL JUNCTION		2			2
UT AUSTIN UNIVERSITY HEALTH SERVICES			2	100%	2
ST. ELIZABETH HEALTHCARE			2	100%	2
CVS OH6149POCT UPPER ARLINGTON		1	1	50%	2
24TH WEAPONS OF MASS DESTRUCTION - CIVIL SUPPORT		2			2
BROOKS -TLC HOSPITAL SYSTEM			2	100%	2
DEPARTMENT OF HEALTH AND HUMAN SERVICES DIVISION OF BEHAVIORAL HEALTH		1	1	50%	2
MINUTECLINIC, LLC #1470		2			2
MEMORIAL HERMANN CONSOLIDATED LABORATORY SERVICES			2	100%	2
DASCENA, INC			2	100%	2
SCDHEC BUREAU OF LABORATORIES			2	100%	2
MINUTECLINIC DIAGNOSTIC PA #7110		2			2
PINECREST PEDIATRICS GROUP LLC			2	100%	2
RAPID RESULT CORP LLC		1	1	50%	2
BAPTIST HEALTH LEXINGTON			2	100%	2
GALEN BAYLOR EXTENSION		2			2
ACCESS RECOVERY SOLUTIONS LLC			2	100%	2
ADVENTHEALTH IMAGING PARTIN SETTLEMENT			2	100%	2
MEDEXPRESS URGENT CARE, LANCASTER WEST		1	1	50%	2
Avanti Wellness and Rehab			2	100%	2
Iron County Medical Care Facility		2			2
CONWAY MEDICAL CENTER			2	100%	2
BERGEN COUNTY SURGICAL AND ENDOSCOPY CENTER		2			2
UNIVERSTIY OF ILLINOIS HOSPITAL			2	100%	2
CVS HEALTH, #1994		1	1	50%	2
INTEGRATED REGIONAL LABS			2	100%	2
ASSOCIATES IN UROGYNECOLOGY MD LLC		2			2
CONEMAUGH MEMORIAL MEDICAL CENTER		2			2
BRITO MEDICAL CENTER			2	100%	2
INTERNAL MEDICINE ASSOCIATES-DUNELLON			2	100%	2
BROOKDALE ALTAMONTE SPRINGS			2	100%	2
HNL LAB MEDICINE		1	1	50%	2
441 URGENT CARE-MULBERRY			2	100%	2
RUSSELL MEDICAL CENTER		2			2
RIVER CITY MEDICAL ASSOCIATES, INC			2	100%	2
PERSONAL PHYSICIAN CARE PA			2	100%	2
EDGEWATER RETIREMENT MANOR			2	100%	2
MINUTE CLINIC, LLC #4650		2			2
IN & OUT URGENT CARE METAIRIE			2	100%	2
ARLINGTON DIALYSIS CENTER LLC		2			2
MINUTECLINIC DIAG OF IND, LLC #6648		1	1	50%	2
URGENT CARE OF NEW YORK		2			2
PALMETTO FAMILY HEALTH CENTER			2	100%	2
BROOKDALE LAKE MARY			2	100%	2
MIDLAND MEMORIAL HOSPITAL			2	100%	2
CVS NY491POCT JACKSON HEIGHTS		2			2
SOUTHEAST GEORGIA HEALTH SYSTEM			2	100%	2

COVID-19: testing by laboratory

Data through Jan 20, 2021 verified as of Jan 21, 2021 at 09:25 AM

Data in this report are provisional and subject to change.

The numbers in the table below represent the number of Florida and non-Florida residents for whom test results were received by the Department of Health. A person can be tested by more than one laboratory and can have both positive and negative results. **Therefore, the sum of the numbers in each column will be larger than the total number of people tested.**

Reporting lab	Inconclusive	Negative	Positive	Percent positive	Total
LOWELL GENERAL HOSPITAL			2	100%	2
CHESTERFIELD HEALTHCARE GROUP, INC		2			2
MAIN STREET MEDICAL CENTERS		2			2
Great Lakes Health Center			2	100%	2
ADVICE FOR OPTIMAL WELLNESS			2	100%	2
DALLAS VA MEDICAL CENTER - VA NORTH TEXAS HEALTH CARE SYSTEM			2	100%	2
ASHLEY PEDIATRICS			2	100%	2
PALM BAY COMMUNITY OUTPATIENT CLINIC		2			2
SOUTH LAKE FAMILY HEALTH CENTER			2	100%	2
MIDDLE TENN MENTAL HEALTH INSTITUTE		2			2
CERTIVIA LABORATORIES			2	100%	2
ROCKWALL URGENT CARE			2	100%	2
BENTON PEDIATRICS		2			2
LACORP		1	1	50%	2
BOND COMMUNITY HEALTH CENTER			2	100%	2
Alden Terrace of McHenry			2	100%	2
Kroger 571 - The Little Clinic Hendersonville		1	1	50%	2
MINUTECLINIC DIAG OF IND LLC #1367		2			2
UC CORAL GABLES			2	100%	2
SPECTRUM HEALTH			2	100%	2
LEXINGTON PLACE			2	100%	2
MD NOW URGENT CARE CENTER INC.			2	100%	2
INTEGRITY CLINICAL RESEARCH CENTER INC		1	1	50%	2
NEIGHBORCARE PHARMACY SERVICES		2			2
BERGEN NEW BRIDGE M		2			2
LAWRENCE GENERAL HOSPITAL			2	100%	2
SCIENTIA DIAGNOSTICS			2	100%	2
Kennedy University Hospital -Wash Twp L		2			2
CVS MD1881POCT DUNKIRK		2			2
STOP URGENT CARE			2	100%	2
DOCTORS MEDICAL CTR OF WALTON COUNTY			2	100%	2
STUDENT HEALTH SERVICES			2	100%	2
NEBRASKA MEDICAL CENTER			2	100%	2
MEDSTAR HARBOR HOSPITAL			2	100%	2
CVS IN6605POCT INDIANAPOLIS		1	1	50%	2
MINUTECLINIC DIAGNOSTIC OF SC, LLC #4		2			2
EASTLAKE MEDICAL CENTER		2			2
CORNERSTONE MEDICAL CARE OF BRANDON		2			2
JULIE STAATS DO		2			2
PIEDMONT HOSPITAL LAB			2	100%	2
MIDDLEBURG PEDIATRICS			2	100%	2
MINUTE CLINIC LLC #10203		2			2
VALLEY MEDICAL LABORATORY			2	100%	2
EAST NAPLES PEDIATRICS			2	100%	2
SOUTHERN TENNESSEE MEDICAL CENTER			2	100%	2
MEMORIAL SLOAN KETTERING CANCER CENTER		1	1	50%	2
ALVERNO CLINICAL LABORATORIES			2	100%	2

COVID-19: testing by laboratory

Data through Jan 20, 2021 verified as of Jan 21, 2021 at 09:25 AM

Data in this report are provisional and subject to change.

The numbers in the table below represent the number of Florida and non-Florida residents for whom test results were received by the Department of Health. A person can be tested by more than one laboratory and can have both positive and negative results. **Therefore, the sum of the numbers in each column will be larger than the total number of people tested.**

Reporting lab	Inconclusive	Negative	Positive	Percent positive	Total
MEDEXPRESS URGENT CARE - LEDGEWOOD		2			2
ANYLABTEST NOW			2	100%	2
A+ URGENT/PRIMARY CARE			2	100%	2
CVS NJ836POCT RUNNEMEDE		2			2
WEST COAST PEDIATRICS			2	100%	2
MINUTECLINIC DIANOSTIC OF VIRGINA, LL		2			2
LIFT HEALTH		2			2
CPL LABS			2	100%	2
SUNCOAST BLOOD BANK			2	100%	2
BAYSTATE MEDICAL CENTER		1	1	50%	2
SUNNYSIDE MANOR		2			2
FAMILY FIRST PEDIATRICS			2	100%	2
Kroger 853 - The Little Clinic East Broad Street		2			2
Van Wert Manor		2			2
GRAND VILLA OF MELBOURNE			2	100%	2
HEART OF FLORIDA HEALTH CENTER INC			2	100%	2
FLORIDA CLINICAL LABORATORY INC			2	100%	2
MANSFIELD MEDICAL LODGE			2	100%	2
PANCARE HEALTH - SNEADS ELEMENTARY			2	100%	2
MERCY HEALTH LAB		1	1	50%	2
MEDLOGIC, LLC		2			2
CVS AZ5891POCT GILBERT		1	1	50%	2
NEW YORK STATE DEPARTMENT OF HEALTH		1	1	50%	2
PUBLIC HEALTH LABORATORY	1		1	50%	2
ADVENTHEALTH MEDICAL GROUP FAMILY MEDICINE AT RDV		2			2
MEDEXPRESS URGENT CARE- ALLISON PARK		1	1	50%	2
ORMOND BEACH URGENT CARE			2	100%	2
GEISINGER MEDICAL CENTER		2			2
MARQUESA MEDICAL		2			2
MEDEXPRESS URGENT CARE - BRIDGEVILLE		2			2
NEMOURS CHILDRENS PRIMARY CARE			2	100%	2
SOUTHSIDE FAMILY MEDICAL		2			2
ATLAS GENOMICS			2	100%	2
ADVANCED MEDICAL CARE			2	100%	2
Kroger 619 - The Little Clinic Hendersonville Indian Lake		2			2
Metro West Nursing and Rehab			2	100%	2
GINKGO-IXLAYER		2			2
IMMERSION RESIDENTIAL LLC			2	100%	2
JUPITER INTERNAL MEDICINE AND ASSOCIATES			2	100%	2
MEMORIAL HOSPITAL OF SOUTH BEND			2	100%	2
MINUTECLINIC, LLC #1492		2			2
UNITED MEMORIAL MEDICAL CENTER			2	100%	2
FLORIDA PRIMARY CARE AND SPORTS MEDICINE INC			2	100%	2
U OF MIAMI MILLER SCHOOL OF MEDICINE			2	100%	2
MINUTECLINIC DIAG OF IND, LLC #6472		2			2
CVS OH6147POCT COLUMBUS		1	1	50%	2
TENNESSEE DEPARTMENT OF HEALTH (TDH) - REGIONAL LABORATORY			2	100%	2

COVID-19: testing by laboratory

Data through Jan 20, 2021 verified as of Jan 21, 2021 at 09:25 AM

Data in this report are provisional and subject to change.

The numbers in the table below represent the number of Florida and non-Florida residents for whom test results were received by the Department of Health. A person can be tested by more than one laboratory and can have both positive and negative results. **Therefore, the sum of the numbers in each column will be larger than the total number of people tested.**

Reporting lab	Inconclusive	Negative	Positive	Percent positive	Total
Stillwater Healthcare		2			2
INSPIRE HEALTHCARE CENTER			2	100%	2
LEE MEMORIAL HOSPITAL BLOOD GAS LAB			2	100%	2
LAKEVIEW HEALTHCARE SYSTEM LLC			2	100%	2
FIRST PREVENTION AND DIALYSIS CENTER LLC			2	100%	2
ARCPPOINT LABS OF ALTAMONTE SPRINGS			2	100%	2
MINUTECLINIC DIAG OF IND, LLC #6910		2			2
MEASE COUNTRYSIDE HOSPITAL CARDIAC REH			2	100%	2
CORAL REEF NURSING & REHABILITATION CENTER		2			2
SPRINGFIELD HOSPITAL LABORATORY			2	100%	2
LOCH HAVEN PEDIATRICS			2	100%	2
VILLA HEALTH NH LLC			2	100%	2
CITY OF NEW YORK DEPARTMENT OF HEALTH			2	100%	2
INSPIRIT SENIOR LIVING			2	100%	2
NORTH MCALLEN PEDIATRIC CENTER			2	100%	2
GENETIC ASSAYS INC			2	100%	2
BAYFRONT FAMILY HEALTH CENTER			2	100%	2
TMH FSU RAPID LABORATORY		1	1	50%	2
FIRST CHOICE MEDICAL PC			2	100%	2
WESTMINSTER SUNCOAST			2	100%	2
BAYMEADOWS PRIMARY CARE		2			2
MADISON HOSPITAL LABORATORY			2	100%	2
CVS MINUTE CLINIC DIAG OF IND, LLC #6549		2			2
BAYSIDE HEALTH CLINIC		2			2
NOT GIVEN		1	1	50%	2
ARTHREX MEDICAL CENTER EAST			2	100%	2
NEW YORK PSYCHIATRIC INSTITUTE		2			2
WARD MEMORIAL HOSPITAL		2			2
TGH Brandon Healthplex Laboratory			2	100%	2
LEE PHYSICIAN GROUP		1	1	50%	2
MATHER HOSPITAL			2	100%	2
MEDEXPRESS URGENT CARE - JEANNETTE		2			2
BAYSHORE MEDICAL CENTER			2	100%	2
MARCO ISLAND HOSPITAL INC D/B/A		1	1	50%	2
ALASKA PUBLIC HEALTH LAB		1	1	50%	2
GRAND VILLA OF LARGO			2	100%	2
HEARTLAND HOME HEALTH CARE		2			2
MINUTECLINIC DIAGNOSTIC OF OHIO #2964		2			2
MINUTECLINIC DIAGNOSTIC OF RHODE ISLAN		2			2
MEDEXPRESS URGENT CARE - HOLLINS		2			2
EXPEDIAN URGENT CARE			2	100%	2
ACM MEDICAL LABORATORY ALLIANCE			2	100%	2
WASHINGTON STATE DEPARTMENT OF HEALTH PUBLIC HEALTH LABORATORIES			2	100%	2
PALM BEACH GARDENS MEDICAL CENTER			2	100%	2
MINUTECLINIC #2797		2			2
MINUTECLINIC DIAGNOSTIC OF PENNSYLVAN		2			2
AMEDISYS HOME HEALTH OF GREENVILLE			2	100%	2

COVID-19: testing by laboratory

Data through Jan 20, 2021 verified as of Jan 21, 2021 at 09:25 AM

Data in this report are provisional and subject to change.

The numbers in the table below represent the number of Florida and non-Florida residents for whom test results were received by the Department of Health. A person can be tested by more than one laboratory and can have both positive and negative results. **Therefore, the sum of the numbers in each column will be larger than the total number of people tested.**

Reporting lab	Inconclusive	Negative	Positive	Percent positive	Total
WALGREENS #05477		2			2
ADVENTHEALTH MEDICAL GROUP INTERNAL MEDICINE AT			2	100%	2
PALM CITY NURSING AND REHAB CENTER			2	100%	2
CROSSROADS URGENT CARE DBA URGENT TEA		2			2
GRACE HEALTHCARE OF LAKE WALES		1	1	50%	2
ST LUKES HOSPITAL			2	100%	2
VA PRIMARY CARE ANNEX			2	100%	2
BAPTIST HOSPITAL OF MIAMI MCI BROWARD LABORATORY			2	100%	2
Medilodge of Montrose		2			2
FLORIDA DEPARTMENT OF HEALTH IN ESCAMBIA COUNTY		1	1	50%	2
GRAND AVE PHARMACY			2	100%	2
NORTH DAKOTA VETERANS HOME		2			2
PALM BEACH DIABETES & ENDOCRINE SPECIALISTS PA			2	100%	2
CVS OH2342POCT WEST CHESTER		2			2
EMERALD TRACE		2			2
STATCARE URGENT AND WALK-IN			2	100%	2
MINUTECLINIC DIAGNOSTICS OF IND LLC		1	1	50%	2
PANCARE HEALTH - FRANKLIN CO			2	100%	2
MINUTECLINIC DIAGNOSTIC OF PA LLC		2			2
ACKERMAN CANCER CENTER		2			2
YOUTH AND YOU, INC		2			2
PHOEBE BERKS HEALTH CARE CENTER		2			2
OCEAN REEF MEDICAL CENTER, LLC			2	100%	2
Crowne Health Care of Montgomery		2			2
WHOLE CHILD PEDIATRICS			2	100%	2
Warren Center for Rehabilitation and Nursing		2			2
CVS MN1751POCT MAPLEWOOD		2			2
SYNEOS HEALTH			2	100%	2
PALM MEDICAL CENTER - PLANT CITY		2			2
MINUTECLINIC MINUTECLINIC #921		2			2
CARTER BLOOD CARE			2	100%	2
SPRINGS MEDICAL LAB		1	1	50%	2
METROHEALTH SYSTEM			2	100%	2
MAGNOLIA ADULT, LLC			2	100%	2
Oakwood - North Baldwins Center for Living		2			2
MINUTECLINIC DIAGNOSTIC OF OHIO #6192		2			2
KINGS BAY PEDIATRICS LLC			2	100%	2
CVS MO5655POCT LIBERTY			2	100%	2
MINUTECLINIC #8760		2			2
AFFORDABLE PRIMARY CARE LLC		2			2
TAMPA INTERNATIONAL AIRPORT			2	100%	2
MCLAREN REGIONAL MEDICAL CENTER			2	100%	2
LILY PHARMACY		2			2
Bedford Care Center of Hattiesburg		2			2
Delaware Court Healthcare Center		2			2
MED EXPRESS URGENT CARE PC - MARYLAND		2			2
BEECHTREE MOLECULAR LAB LLC			2	100%	2

COVID-19: testing by laboratory

Data through Jan 20, 2021 verified as of Jan 21, 2021 at 09:25 AM

Data in this report are provisional and subject to change.

The numbers in the table below represent the number of Florida and non-Florida residents for whom test results were received by the Department of Health. A person can be tested by more than one laboratory and can have both positive and negative results. **Therefore, the sum of the numbers in each column will be larger than the total number of people tested.**

Reporting lab	Inconclusive	Negative	Positive	Percent positive	Total
PLASMA MED RESEARCH DBA		2			2
CROSSTOWN PHARMACY		2			2
CRUC CMCH-COVID-19		2			2
GOLDMAN SACHS HEALTH CENTER		2			2
MEDEXPRESS URGENT CARE FOX CHAPEL		2			2
SANIBEL MEDICAL CLINIC			2	100%	2
BOONES CREEK URGENT CARE		1	1	50%	2
UNIVERSITY HOSPITALS OF CLEVELAND			2	100%	2
ADVOCATE SHERMAN HOSPITAL			2	100%	2
CARE NOW, INC			2	100%	2
MIDWAY SPECIALTY CARE RX LLC			2	100%	2
DEKALB MEDICAL CENTER LABORATORY			2	100%	2
MURFREESBORO MEDICAL CLINIC		2			2
FLORIDA MEDICAL CLINIC RADIOLOGY DALE MABRY		2			2
FLORIDA DEPARTMENT OF HEALTH IN LEE COUNTY		1	1	50%	2
ST. MARY'S MEDICAL CENTER EVANSVILLE, INC			2	100%	2
FALCON HEALTH CENTER			2	100%	2
MINUTECLINIC 7196		2			2
STATE OF FLORIDA			2	100%	2
ROCKEFELLER UNIVERSITY CLINICAL GENOMICS LABORATOR		2			2
UNIVERSITY HOSPITAL OF BROOKLYN		2			2
PEACE RIVER MEDICAL CENTER		2			2
US LABS		2			2
HOME ACCESS HEALTH			2	100%	2
JOHNSON CITY MEDICAL CENTER		1	1	50%	2
MIDWAY PRIMARY CARE LLC		2			2
SKIPPACK MEDICAL LAB			2	100%	2
LABCORP OF AMERICA HOLDINGS		1	1	50%	2
BFT LAB			2	100%	2
WINCHESTER MEDICAL CENTER			2	100%	2
STUART SURGERY CENTER, LLC			2	100%	2
MINUTE CLINIC LLC #4017		2			2
MINUTECLINIC, LLC, DBA MINUTECLINIC #4		2			2
SANFORD REGIONAL HOSPITAL WORTHINGTON		2			2
BAYLOR SCOTT & WHITE COMPREHENSIVE WOUND			2	100%	2
RIGHT AT HOME			2	100%	2
BAPTIST HEALTHCARE - LAKEVIEW CENTER INC		2			2
CVS MINUTE CLINIC DIAGNOSTIC MED GRP		2			2
CLEVELAND CLINIC IMAGING			2	100%	2
SOMA MEDICAL CENTER MD PA #7 ATTN PEDIATRICS			2	100%	2
GRAND VILLA OF NEW PORT RICHEY			2	100%	2
MINUTECLINIC DIAG OF IND LLC #1138		1	1	50%	2
DELAWARE DIAGNOSTICS LABS			2	100%	2
MEMORIAL HERMANN			2	100%	2
CEDARS-SINAI MEDICAL CENTER			2	100%	2
Fort Gaines Health and Rehab		2			2
FAMILY HEALTH CENTER AT PORT ST JOHN			2	100%	2

COVID-19: testing by laboratory

Data through Jan 20, 2021 verified as of Jan 21, 2021 at 09:25 AM

Data in this report are provisional and subject to change.

The numbers in the table below represent the number of Florida and non-Florida residents for whom test results were received by the Department of Health. A person can be tested by more than one laboratory and can have both positive and negative results. **Therefore, the sum of the numbers in each column will be larger than the total number of people tested.**

Reporting lab	Inconclusive	Negative	Positive	Percent positive	Total
FLORIDA MEDICAL CLINIC CARDIOLOGY-ZH			2	100%	2
SYLVAN NURSING			2	100%	2
SIGNATURE CARE LEWISVILLE-EMERGENCY CENTER		1	1	50%	2
ADVENTIST HINSDALE HOSPITAL LABORATORY			2	100%	2
PEACEHEALTH CENTRAL		2			2
OSF ST JOSEPH MEDICAL CENTER			2	100%	2
OCALA REGIONAL KIDNEY CENTER-WEST			2	100%	2
WARE EXPRESS CARE			2	100%	2
LAB CORP OF AMER SAN DIEGO			2	100%	2
SPECTRA LABS		1	1	50%	2
OELWEIN HEALTH CARE CENTER		2			2
COL CROSSROAD		1	1	50%	2
HEALTH & REHAB CTR AT DOLPHINS VIEW, THE			2	100%	2
SINAI PLAZA NURSING AND REHAB CENTER			2	100%	2
LIFESPRING COMMUNITY HEALTH		2			2
LEGACY LABORATORY SERVICES			2	100%	2
MEDEXPRESS URGENT CARE - LINCOLN N 26T		2			2
EXCEPTIONAL EMERGENCY CENTER - AMARILLO			2	100%	2
87TH MEDICAL GROUP – MCGUIRE AMBULATORY CARE FACILITY		2			2
DALLAS MEDICAL CENTER			2	100%	2
CVS MINUTE CLINIC DIAGNOSTIC OF TN #3293		2			2
AMERICAN HEALTH ASSOC. LABORATORY SOUTH			2	100%	2
ADVANCED URGENT CARE LLC			2	100%	2
Kroger 758 - The Little Clinic Providence		2			2
ATRIA SAN PABLO			2	100%	2
CLEAR LAKE REGIONAL MEDICAL CENTER			2	100%	2
GOLDSTEIN			2	100%	2
RAINY LAKE MEDICAL CENTER			2	100%	2
MODMD LABORATORY		2			2
MEDICAL CENTER LABORATORY			2	100%	2
TRINITAS REGIONAL MEDICAL CENTER		1	1	50%	2
CVS IN7653POCT EVANSVILLE		1	1	50%	2
CATHOLIC HEALTH LABORATORY SERVICES		2			2
FLORIDA COMMUNITY HEALTH CENTERS, INC.			2	100%	2
MEDEXPRESS URGENT CARE - WEST ST PAUL, ROBERT ST S		2			2
DRR JMC URGENT CARE DONALD ROSS			2	100%	2
MEDEXPRESS - WILMINGTON KIRKWOOD HIGHWAY		2			2
Parkridge Specialty Care		2			2
ADVENTHEALTH EAST ORLANDO EMPLOYEE CLINIC		2			2
MINUTE CLINIC LLC # 2033		1	1	50%	2
WILSON MEMORIAL HOSPITAL			2	100%	2
Elba Nursing and Rehabilitation Center, LLC		2			2
Washington County Nursing H0me			1	100%	1
SOUTH TEXAS HEALTH SYSTEM ER - WARE ROAD			1	100%	1
HIGH DESERT COURT GROUP HOME			1	100%	1
DOYLESTOWN HOSPITAL			1	100%	1
Kroger - KRO03500568			1	100%	1

COVID-19: testing by laboratory

Data through Jan 20, 2021 verified as of Jan 21, 2021 at 09:25 AM

Data in this report are provisional and subject to change.

The numbers in the table below represent the number of Florida and non-Florida residents for whom test results were received by the Department of Health. A person can be tested by more than one laboratory and can have both positive and negative results. **Therefore, the sum of the numbers in each column will be larger than the total number of people tested.**

Reporting lab	Inconclusive	Negative	Positive	Percent positive	Total
GWINNETT MEDICAL CENTER			1	100%	1
DEBORAH HEART AND LUNG CENTER		1			1
CULINARY INSTITUTE OF AMERICA STUDENT		1			1
Floral Health and Rehabilitation, LLC		1			1
EASTSIDE URGENT CARE			1	100%	1
CANDLER HOSPITAL			1	100%	1
MAYO CLINIC BEACHES PRIMARY CARE CTR		1			1
THE INTERNAL MEDICAL GROUP		1			1
WALGREENS #5130			1	100%	1
CVS NC2357POCT HUNTERSVILLE		1			1
PATHOLOGY		1			1
PENSACOLA PATHOLOGY		1			1
MARYLAND DEPARTMENT OF HEALTH AND MENTAL HYGIENE-LABORATORIES			1	100%	1
PHYSICIANS PREMIER			1	100%	1
CVS IN8669POCT INDIANAPOLIS		1			1
Good Samaritan Society Waukon		1			1
FIU HEALTH CARE CENTER			1	100%	1
QUALITY CLINICAL LAB LLC			1	100%	1
MINUTECLINIC, LLC #07876			1	100%	1
ADVANCED LABORATORY SERVICES			1	100%	1
JACKSONVILLE VA OPC			1	100%	1
CAREWELL URGENT CARE FITCHBURG			1	100%	1
FRESENIUS KIDNEY CARE FORT WALTON BEACH			1	100%	1
GAMMA HEALTHCARE, INC		1			1
FAMILY CARE SPECIALISTS OF ORLANDO			1	100%	1
MEDICAL ASSOCIATES OF PINELLAS - LAB			1	100%	1
NABI		1			1
Arch Plaza Nursing and Rehabilitation Center			1	100%	1
SYNEXUS CLINICAL RESEARCH US INC		1			1
FAMILY MEDICAL CENTER		1			1
ARLINGTON ADULT RESIDENTIAL FACILITY, INC			1	100%	1
HAMILTON COUNTY HEALTH DEPARTMENT		1			1
CHAMBREL AT PINECASTLE			1	100%	1
SUREPOINT URGENT CARE PADRE ISLAND			1	100%	1
SIGNATURE CARE MIDLAND			1	100%	1
GADSDEN FAMILY PRACTICE		1			1
MEDEXPRESS URGENT CARE - TOPEKA, SW WANAMAKER RD		1			1
SARHA DOCTORS CENTER			1	100%	1
LEXINGTON HOSPITAL CORPORATION			1	100%	1
LAKELAND REGIONAL HEALTH GRASSLANDS		1			1
SHAH			1	100%	1
MID-FLORIDA PATHOLOGY LLC		1			1
SIMPLY HEALTHCARE AND WELLNESS CLINIC, PC			1	100%	1
REELFOOT FAMILY WALK-IN CLINIC		1			1
Hackensack Univ Medical Center At Pasc		1			1
CVS SC4286POCT EASLEY		1			1
GENESEE COUNTY HEALTH DEPARTMENT		1			1

COVID-19: testing by laboratory

Data through Jan 20, 2021 verified as of Jan 21, 2021 at 09:25 AM

Data in this report are provisional and subject to change.

The numbers in the table below represent the number of Florida and non-Florida residents for whom test results were received by the Department of Health. A person can be tested by more than one laboratory and can have both positive and negative results. **Therefore, the sum of the numbers in each column will be larger than the total number of people tested.**

Reporting lab	Inconclusive	Negative	Positive	Percent positive	Total
MINUTECLINIC OF NEVADA-2955 S FT APACH		1			1
GOOD SAMARITAN SOCIETY - DE SMET		1			1
LEHIGH PULMONARY ASSOCIATES			1	100%	1
WALGREENS NO 19542		1			1
CVS TX3292POCT WYLIE		1			1
MEMORIAL HERMANN SOUTHWEST HOSPITAL			1	100%	1
CARSON NURSING AND REHABILITATION CENTER		1			1
COASTAL PEDIATRICS LLC			1	100%	1
INDIANA STATE DEPARTMENT OF HEALTH CLINIC MICROBIOLOGY		1			1
COMMUNITY HEALTH CENTERS INC			1	100%	1
LAKE SUCCESS EXTENDED CARE		1			1
STEPHENS COUNTY HOSPITAL			1	100%	1
GEORGE W FERGUSON MD-CONCIERGE MEDICAL SERVICES PL		1			1
KIDSVILLE PEDIATRICS IV PA		1			1
Melbourne Terrace Rehabilitation Center			1	100%	1
WINTER PARK MEMORIAL HOSPITAL LABORATORY		1			1
HEALTH FIRST MEDICAL GROUP LLC			1	100%	1
ORMC-ARDEN/EOI			1	100%	1
OCALA REGIONAL DIALYSIS- NORTH			1	100%	1
PALOMAR MEDICAL CENTER			1	100%	1
GENEVA FAMILY HEALTH			1	100%	1
MINUTECLINIC, LLC #09202		1			1
SKY RIDGE MEDICAL CENTER - MICRO			1	100%	1
SHAMRA MEDICAL LABORATORY			1	100%	1
PASTEUR MEDICAL CENTER LLC		1			1
ADVANCE HEALTH AND WELLNESS SOLUTIONS			1	100%	1
TALLAHASSEE PRIMARY CARE ASSOCIATES PA			1	100%	1
TMH URGENT CARE CENTER			1	100%	1
COLLIER PHARMACY			1	100%	1
CONWAY - SHERWOOD URGENT CARE			1	100%	1
Good Samaritan Society - Albion		1			1
MD NOW MEDICAL CENTERS, INC			1	100%	1
Summit Medical Group Morristown Oncology		1			1
JACKSONVILLE STATEFL			1	100%	1
ADVANCED URGENT CARE CENTER			1	100%	1
MEDSTAR HEALTH URGENT CARE			1	100%	1
MINUTE CLINIC DIAGNOSTIC MED GRP OF CA		1			1
ST. MARY MEDICAL CENTER		1			1
EAST RIDGE RETIREMENT VILLAGE INC		1			1
Imperial Healthcare Centre			1	100%	1
Kroger 465 - The Little Clinic Oakley		1			1
FLAGLER CARE CENTER			1	100%	1
CLEVELAND HEARTLAB			1	100%	1
SMA BEHAVIORAL HEALTH SERVICES INC		1			1
Walgreens #12427			1	100%	1
CARDIOLOGY AND FITNESS MEDICINE		1			1
Senatobia Healthcare & Rehab		1			1

COVID-19: testing by laboratory

Data through Jan 20, 2021 verified as of Jan 21, 2021 at 09:25 AM

Data in this report are provisional and subject to change.

The numbers in the table below represent the number of Florida and non-Florida residents for whom test results were received by the Department of Health. A person can be tested by more than one laboratory and can have both positive and negative results. **Therefore, the sum of the numbers in each column will be larger than the total number of people tested.**

Reporting lab	Inconclusive	Negative	Positive	Percent positive	Total
LIFE CARE CENTER OF HILTON HEAD		1			1
APPLECARE URGENT CARE KINGSLAND			1	100%	1
NORTH BROWARD MEDICAL CENTER			1	100%	1
USCG ABBOTT BINAXNOW			1	100%	1
KROGER 915 - THE LITTLE CLINIC ANDERSON			1	100%	1
NEMOURS CHILDRENS PRIMARY CARE CLERMONT			1	100%	1
BROOKS REHAB			1	100%	1
BAPTIST HOSPITAL LABORATORY			1	100%	1
PROGRESSIVE MEDICAL LAB LLC			1	100%	1
OAK HAVEN REHAB AND NURSING CENTER			1	100%	1
JACKSON MADISON CO. GEN. HOSPITAL			1	100%	1
MISSION HOSPITAL			1	100%	1
MEDICAL CENTER			1	100%	1
THE MEDICAL CENTER AT BOWLING GREEN			1	100%	1
MEMORIAL HERMANN MEDICAL GROUP-ATASCOCITA PEDS			1	100%	1
MAYO CLINICAL LABORATORIES		1			1
POPLAR HEALTHCARE			1	100%	1
MEA PRIMARY CARE PLUS BYRAM			1	100%	1
WINTER GARDEN CHILDREN'S HEALTH CENTERS			1	100%	1
CVS NC4165POCT BREVARD			1	100%	1
NASSAU UNIVERSITY MEDICAL CENTER DEPT		1			1
ADVANCED HEALTHCARE ASSOCIATES		1			1
GATEWAY HEALTHCARE, PC			1	100%	1
HAYS CLINICAL LAB			1	100%	1
UNIVERSITY OF IOWA HOSPITALS & CLINICS			1	100%	1
WillowBrooke Court at Westminster Village		1			1
MAYO CLINIC OUTPATIENT DIALYSIS CENTER			1	100%	1
ABBOTT LABORATORIES - OCCUPATIONAL HEALTH SERVICES			1	100%	1
NONA MEDICAL ARTS		1			1
HAWAII DEPARTMENT OF HEALTH LAB			1	100%	1
CARSON NURSING AND REHABILITATION CENT		1			1
LAKE MARY OPTUM FLORIDA			1	100%	1
SURGERY CENTER, THE			1	100%	1
CVS IL2297144CV CHICAGO		1			1
LOWER KEYS COMMUNITY HEALTH CENTER			1	100%	1
DEACONESS URGENT CARE CENTER			1	100%	1
BAPTIST HEALTH EXPRESS CARE			1	100%	1
PRIMEX CLINICAL LABORATORIES INC			1	100%	1
CAROMONT HEALTH			1	100%	1
ARIZA WELLNESS CARE LLC			1	100%	1
Manor Care Health Care Services - Williamsport North		1			1
Lenbrook		1			1
CAREHERE HUDSON BAY			1	100%	1
MERITER LABORATORIES			1	100%	1
NORTHEAST PEDIATRICS			1	100%	1
Kroger 753 - The Little Clinic Goss Avenue		1			1
TREASURE COAST COMMUNITY HEALTH INC			1	100%	1

COVID-19: testing by laboratory

Data through Jan 20, 2021 verified as of Jan 21, 2021 at 09:25 AM

Data in this report are provisional and subject to change.

The numbers in the table below represent the number of Florida and non-Florida residents for whom test results were received by the Department of Health. A person can be tested by more than one laboratory and can have both positive and negative results. **Therefore, the sum of the numbers in each column will be larger than the total number of people tested.**

Reporting lab	Inconclusive	Negative	Positive	Percent positive	Total
SOUTH FLORIDA URGENT CARE CENTERS, LLC			1	100%	1
Sunnybrook Rehabilitation Center			1	100%	1
MEDEXPRESS URGENT CARE - MYLAN			1	100%	1
BASCOM PALMER EYE INSTITUTE			1	100%	1
HUNEYCUTT FAMILY PRACTICE			1	100%	1
NF Escambia, LLC DBA Olive BranchHealth and Rehabilitaion Center			1	100%	1
Baypoint Healthcare Center			1	100%	1
CENTRAL FLORIDA HOSPITALIST			1	100%	1
LAKELAND MEDICAL CENTER			1	100%	1
LAKE PEDIATRICS			1	100%	1
ELATION HEALTH		1			1
Douglas County Health Center		1			1
Jacaranda Manor			1	100%	1
NSPIRE HEALTHCARE PLANTATION			1	100%	1
CVS PA813POCT RICHBORO		1			1
ADVANCED RESEARCH AND DIAGNOSTIC LABORATORY UNIVERSITY OF MINNESOTA			1	100%	1
CERMAK HEALTH SERVICES			1	100%	1
DAVENPORT PEDIATRICS CLERMONT PA		1			1
SELECT MEDICAL CLINIC			1	100%	1
GUIDEWELL EMERGENCY MEDICINE DOCTORS LLC #33			1	100%	1
EXAC CARE CROSSVILLE		1			1
MINUTECLINIC, LLC #4507		1			1
GENESIS HEALTH SYSTEM			1	100%	1
WORKFORCE HEALTH DEPARTMENT			1	100%	1
ADVANCED CARDIOVASCULAR DIAGNOSTICS OF FL			1	100%	1
FAMILY MEDICINE AT CELEBRATION		1			1
ALL CARE URGENT CARE			1	100%	1
Alden Lincoln Park			1	100%	1
MARYLAND DEPARTMENT OF HEALTH AND MENTAL HYGIENE			1	100%	1
POINTE MEDICAL SERVICES INC			1	100%	1
MEMORIAL HOSPITAL MIRAMAR WAIVED TESTING			1	100%	1
CVS KS4521POCT SHAWNEE		1			1
PRIMARY CARE & PEDIATRICS - SHEPHERSTOWN		1			1
NORTHERN KENTUCKY HEALTH DEPARTMENT			1	100%	1
MCH PHYSICIANS GROUP			1	100%	1
Valley Center (WV)			1	100%	1
GRAND VIEW HOSPITAL			1	100%	1
ST CATHERINE HOSPITAL LABORATORY			1	100%	1
ST GERARD'S COMMUNITY OF CARE		1			1
LAMARQUE DIALYSIS			1	100%	1
ADVANCED INDIVIDUALIZED MEDICINE OF NAPLES			1	100%	1
Peninsula Nursing and Rehabilitation Center		1			1
WALGREENS #01398			1	100%	1
ASHLEY CLINICAL DIAGNOSTIC LABORATORY			1	100%	1
CVS TX7827POCT ROUND ROCK		1			1
INFECTION CONTROL DEPT			1	100%	1
Kroger 682 - The Little Clinic New Holland Market			1	100%	1

COVID-19: testing by laboratory

Data through Jan 20, 2021 verified as of Jan 21, 2021 at 09:25 AM

Data in this report are provisional and subject to change.

The numbers in the table below represent the number of Florida and non-Florida residents for whom test results were received by the Department of Health. A person can be tested by more than one laboratory and can have both positive and negative results. **Therefore, the sum of the numbers in each column will be larger than the total number of people tested.**

Reporting lab	Inconclusive	Negative	Positive	Percent positive	Total
QUEST INC			1	100%	1
Oakland Nursing and Rehabilitation Center		1			1
HEALTHCARE FOR THE HOMELESS			1	100%	1
ROYAL PALM PEDIATRICS			1	100%	1
VA COMMUNITY BASED CLINIC - LAKE CITY			1	100%	1
SUPERKIDS PEDIATRICS			1	100%	1
VA OUTPATIENT PHARMACY			1	100%	1
CSL PLASMA LAB			1	100%	1
CLEMENT MANOR HEALTH CENTER		1			1
BAYCARE OUTREACH LAB			1	100%	1
CVS PA2688POCT COLLEGEVILLE		1			1
BAPTIST MINOR MEDICAL CENTER			1	100%	1
ARIZONA STATE LABORATORY			1	100%	1
Manor Care of Dallastown d/b/a ManorCare Health Services - Dallastown		1			1
CHESAPEAKE REGIONAL MEDICAL CENTER			1	100%	1
BROOKDALE PALM BEACH GARDENS			1	100%	1
ESCANDON DIAGNOSTIC CLINIC			1	100%	1
CHI ST. LUKE'S HEALTH BCM MEDICAL CENTER			1	100%	1
BREVARD FAMILY WALK IN CLINIC			1	100%	1
Big River Nursing and Rehab		1			1
JOSEPH SCHENKER MD PC		1			1
West Bay of Tampa Center			1	100%	1
THE CHRIST HOSPITAL			1	100%	1
SOUTHERN SPRINGS HEALTH CARE		1			1
ASPIRUS WAUSAU HOSPITAL			1	100%	1
CROSSROADS URGENT CARE PLLC		1			1
RIVERSIDE REGIONAL MED CENTER			1	100%	1
PROGRESSIVE MEDICAL RESEARCH			1	100%	1
Bayou Vista Community Care Center			1	100%	1
GOOD SAMARITAN SOCIETY-FOREST CITY		1			1
CVS M08595POCT RAYMORE		1			1
HEALTH EXPRESS		1			1
JPS HEALTH CENTER AT TRUE WORTH PLACE			1	100%	1
HCL LABORATORIES			1	100%	1
PARKRIDGE MEDICAL CENTER			1	100%	1
MD NOW URGENT CARE			1	100%	1
TANGLEWOOD MANOR		1			1
URGENT DOC -NACOGODOCHES CLINIC			1	100%	1
MEDEXPRESS URGENT CARE - FORT SMITH		1			1
CFCH - FROSTPROOF			1	100%	1
LAREDO EMERGENCY ROOM			1	100%	1
Crisp Regional Nursing and Rehab Center		1			1
ROBERTS WESLEYAN COLLEGE HEALTH CENTE		1			1
EVANS FAMILY CARE PA			1	100%	1
FAMILY PRACTICE OF CENTRAL FLORIDA PA			1	100%	1
PALM BEACH COUNTY HEALTH DEPT.			1	100%	1
CENTRAL TX MEDICAL CENTER - LAB			1	100%	1

COVID-19: testing by laboratory

Data through Jan 20, 2021 verified as of Jan 21, 2021 at 09:25 AM

Data in this report are provisional and subject to change.

The numbers in the table below represent the number of Florida and non-Florida residents for whom test results were received by the Department of Health. A person can be tested by more than one laboratory and can have both positive and negative results. **Therefore, the sum of the numbers in each column will be larger than the total number of people tested.**

Reporting lab	Inconclusive	Negative	Positive	Percent positive	Total
MEDEXPRESS URGENT CARE - WICHITA, N MAIZE RD		1			1
Chateau Girardeau			1	100%	1
SEATTLE-KING COUNTY			1	100%	1
SOUTHEASTERN PATHOLOGY ASSOCIATES			1	100%	1
MINUTE CLINIC LLC #6765		1			1
PM PEDIATRICS OF SELDEN, PLLC		1			1
ABSOLUTE HEALTH INTERNAL MEDICINE AND PEDIATRICS		1			1
MEMORIAL HOSPITAL LOS BANOS			1	100%	1
WHEATON FRANCISCAN LABORATORY			1	100%	1
PINELLAS CHD - CLEARWATER			1	100%	1
MADISON FACILITY INC			1	100%	1
VAULT MEDICAL SERVICES			1	100%	1
DOCTOR'S IN-HOUSE LAB/COMMUNITY HEALTH CENTERS OF PINELLAS – JOHNNIE R			1	100%	1
KANA MEDICAL			1	100%	1
GEORGE WASHINGTON UNIVERSITY HOSPITAL			1	100%	1
NORTHWEST TEXAS HEALTHCARE SYSTEM,INC			1	100%	1
CLEVELAND CLINIC OUTPATIENT LABORATORY			1	100%	1
RHODE ISLAND DEPARTMENT OF HEALTH LABORATORIES			1	100%	1
Kroger 49 - The Little Clinic Wichita - 21st St.			1	100%	1
FAIRFIELD MEDICAL CENTER			1	100%	1
ESOTERIC LAB			1	100%	1
THOMAS HOSPITAL			1	100%	1
LAKE COMMUNITY ACTION AGENCY		1			1
Kroger 596 - The Little Clinic Brentwood		1			1
DUKE UNIVERSITY POINT OF CARE TESTING PROGRAM			1	100%	1
SOUTHERN WINDS			1	100%	1
DOCTORS MEMORIAL HOSP HOME HEALTH CARE		1			1
MOUNT SINAI COMPREHENSIVE CANCER CENTER			1	100%	1
ELITE MEDICAL LABORATORY SOLUTIONS LLC			1	100%	1
IVAN, MAYA			1	100%	1
HENRICO DOCTOR'S LABORATORY			1	100%	1
ASCENSION ST VINCENT'S - WESTSIDE			1	100%	1
MEDEXPRESS URGENT CARE - DERBY N ROCK		1			1
BNJ		1			1
EXPRESS LAB LIVINGSTON			1	100%	1
PENSACOLA MEDICAL CLINIC LLC			1	100%	1
CORPUS CHRISTI MEDICAL CENTER			1	100%	1
CHILDREN'S MEMORIAL HOSPITAL			1	100%	1
BIODORON LABORATORIES			1	100%	1
OUCH URGENT CARE			1	100%	1
Kroger 687 - The Little Clinic Sugar Hill			1	100%	1
SAINT JOSEPHS HOSPITAL OF ATLANTA			1	100%	1
ADVENTHEALTH MEDICAL GROUP FAMILY AND INTERNAL			1	100%	1
San Antonio Residence and Rehabilitation Center		1			1
UNIVERSITY OF NORTH CAROLINA HOSPITALS			1	100%	1
GENESIS MICROBIOLOGY LAB		1			1
ER NEAR ME HULEN		1			1

COVID-19: testing by laboratory

Data through Jan 20, 2021 verified as of Jan 21, 2021 at 09:25 AM

Data in this report are provisional and subject to change.

The numbers in the table below represent the number of Florida and non-Florida residents for whom test results were received by the Department of Health. A person can be tested by more than one laboratory and can have both positive and negative results. **Therefore, the sum of the numbers in each column will be larger than the total number of people tested.**

Reporting lab	Inconclusive	Negative	Positive	Percent positive	Total
EASTMAN HEALTHCARE & REHAB		1			1
SMITH NORTHVIEW HOSPITAL LAB			1	100%	1
BLOOD SYSTEMS LABORATORIES			1	100%	1
ADVENTHEALTH MEDICAL GROUP UROLOGY AT EAST ORLANDO		1			1
FLORIDA HEART AND VASCULAR MULTISPECIALTY GROUP PA			1	100%	1
BAYLOR SCOTT & WHITE ALL SAINTS MEDICAL CENTER FT			1	100%	1
ALPHA 1 ANTITRYPSIN RESEARCH PROGRAM			1	100%	1
Central Park Healthcare & Rehabilitation Center		1			1
HARTFORD HEALTH CARE & REHABILITATION			1	100%	1
SUMMIT LABORATORY			1	100%	1
SONNI'S PEDIATRICS			1	100%	1
HARDIN MEMORIAL HOSPITAL - HEARTLAND PATHOLOGY CONSULTANTS			1	100%	1
LEELANAU OPCO, LLC		1			1
BLUETAIL MEDICAL GROUP, LLC			1	100%	1
FRESENIUS SOUTH FORT MYERS		1			1
CELEBRATION HOSPITAL			1	100%	1
Kroger 125 - The Little Clinic Castle Rock		1			1
WEST DADE PEDIATRICS			1	100%	1
TITUSVILLE REHABILITATION AND NURSING CENTER		1			1
SOUTH MIAMI HOSPITAL			1	100%	1
CLINICAL PATHOLOGY LABORATORIES SOUTHEAST INC			1	100%	1
FALKVILLE HEALTHCARE		1			1
PEDIATRIC ASSOCIATES - JACKSONVILLE			1	100%	1
SHANDS JACKSONVILLE CLINICAL CENTER			1	100%	1
PROVIDENCE ST. PATRICK HOSPITAL			1	100%	1
HARBOR BEACH NURSING AND REHABILITATION CENTER			1	100%	1
CVS CA9715POCT THOUSAND OAKS		1			1
SPRINGFIELD HOSPITAL			1	100%	1
SARASOTA MEMORIAL HOSPITAL		1			1
Fairhaven Retirement Community		1			1
NORTH FLORIDA FAMILY MEDICINE			1	100%	1
MEDEXPRESS URGENT CARE - LEOMINSTER		1			1
MRMC LAB MICRO			1	100%	1
CHIPOLA QUICK CARE			1	100%	1
SAINT ALPHONSUS REGIONAL MEDICAL CENTER			1	100%	1
VA OPTOMETRY CLINIC			1	100%	1
TITUSVILLE TOWERS ASSISTED LIVING		1			1
WEST BOCA MEDICAL CENTER			1	100%	1
Cerenity Senior Care-White Bear Lake		1			1
ORLANDO HEALTH MEDICAL GROUP			1	100%	1
CVS OH3301POCT WOODMERE		1			1
MINUTE CLINIC DIAGNOSTIC PA			1	100%	1
Kroger 395 - The Little Clinic Blanchester		1			1
MAHONEY PEDIATRICS PA			1	100%	1
CACERES SPECIALIZED GYNECOLOGY		1			1
USF PHYSICIANS GROUP			1	100%	1
DESERT HOSPITAL/CPHU CLINICAL LABORATORY			1	100%	1

COVID-19: testing by laboratory

Data through Jan 20, 2021 verified as of Jan 21, 2021 at 09:25 AM

Data in this report are provisional and subject to change.

The numbers in the table below represent the number of Florida and non-Florida residents for whom test results were received by the Department of Health. A person can be tested by more than one laboratory and can have both positive and negative results. **Therefore, the sum of the numbers in each column will be larger than the total number of people tested.**

Reporting lab	Inconclusive	Negative	Positive	Percent positive	Total
CVS PA371POCT PHILADELPHIA		1			1
Eddy Memorial Geriatric Center		1			1
PUBLIX PHARMACY #1114			1	100%	1
THEDACARE FAMILY MEDICINE GATEWAY			1	100%	1
MINUTECLINIC DIAGNOSTIC MED GRP OF ORA			1	100%	1
Trucare Living Centers - Columbus		1			1
RIVERTON CBOC			1	100%	1
ISLAND NURSING HOME			1	100%	1
Heartland Health Care Center Jacksonville			1	100%	1
Henry County Health and Rehabilitation		1			1
INNOVATIVE HEALTH DIAGNOSTIC OF CALIFORNIA			1	100%	1
MALUHIA		1			1
MEDICAL ASSOCIATES OF THE SHOALS		1			1
ASCENSION ST VINCENT'S MEDICAL CENTER			1	100%	1
MEDICAL CITY NORTH HILLS			1	100%	1
TEXAS HEALTH ARLINGTON MEMORIAL		1			1
WALGREENS #15291		1			1
SOLARIS HEALTHCARE PLANT CITY		1			1
OMAHA VA MEDICAL CENTER			1	100%	1
ELEMENTS PHARMACY			1	100%	1
SPECTRUM LUDINGTON			1	100%	1
Broomall Manor		1			1
SMITH			1	100%	1
HOLMES FAMILY PRACTICE PA			1	100%	1
PRISMA HEALTH TUOMEY LABORATORY			1	100%	1
ACCESS FAMILY CARE LLC			1	100%	1
MERCY GENERAL HOSPITAL			1	100%	1
BLOSSOMS ASSISTED LIVING 1 LLC			1	100%	1
MINUTECLINIC MINUTECLINIC #3665		1			1
UNIVERSITY OF MIAMI PRIMARY CARE SITE UMHC 3039			1	100%	1
MIDWAY SPECIALTY CARE CENTER INC		1			1
VANDERBILT UNIVERSITY MEDICAL CENTER			1	100%	1
PUBLIX PHARMACY #0332		1			1
HIGHLANDS CLINICAL LABORATORY			1	100%	1
CVS PA1671POCT LANCASTER		1			1
COMMUNITY PHYSICIANS OF NORTH PORT PA			1	100%	1
SISTERS MISSION			1	100%	1
CHRISTUS SPOHN HOSPITAL			1	100%	1
OMNICARE PHARMACY OF TEXAS 1, LP		1			1
LIFESPAN HEALTH - SELMER		1			1
USCG AIR STATION CLEARWATER CLINIC			1	100%	1
WALGREENS # 12338		1			1
SOUTHERN BREEZE HEALTHCARE			1	100%	1
TUNIS STREET GROUP HOME		1			1
SOFTCELL L-FORM LABORATORIES, LLC			1	100%	1
MEDICAL CENTER OF CENTRAL GEORGIA			1	100%	1
ANSWERS RESOURCE FACILITY		1			1

COVID-19: testing by laboratory

Data through Jan 20, 2021 verified as of Jan 21, 2021 at 09:25 AM

Data in this report are provisional and subject to change.

The numbers in the table below represent the number of Florida and non-Florida residents for whom test results were received by the Department of Health. A person can be tested by more than one laboratory and can have both positive and negative results. **Therefore, the sum of the numbers in each column will be larger than the total number of people tested.**

Reporting lab	Inconclusive	Negative	Positive	Percent positive	Total
SHANNON MEDICAL CENTER			1	100%	1
CRYSTAL RIVER FIRE DEPARTMENT			1	100%	1
Buena Vista Care Center		1			1
The Palms Nursing and Rehabilitation		1			1
MEDERI CARETENDERS VS OF SE FL LLC DBA			1	100%	1
Life Care Center of Auburn		1			1
MAINE HEALTH AND ENVIRONMENTAL TESTING LABORATORY			1	100%	1
BRISTOL REGINAL MEDICAL CENTER			1	100%	1
US LABORATORIES			1	100%	1
NEWTON MEMORIAL HOSPITAL		1			1
Raleigh Center (WV)			1	100%	1
Waters of Covington		1			1
LAKE VIEW COURT		1			1
SILVER SPRINGS SHORES DIALYSIS			1	100%	1
UHS BINGHAMTON GENERAL			1	100%	1
SPECIALTY DRUG TESTING			1	100%	1
LABORATORY COPRORATION OF AMERICA			1	100%	1
FHCP ASC - ORANGE CITY			1	100%	1
HEALTH GUAGE			1	100%	1
THE HEART HOSPITAL BAYLOR PLANO			1	100%	1
KEY WEST BRANCH MEDICAL CLINIC			1	100%	1
Kroger - KRO01100688			1	100%	1
MEMORIAL HEALTH UNIVERSITY MEDICAL CENTER			1	100%	1
PRIME CARE FAMILY MEDICINE			1	100%	1
CVS OH3476POCT TIPP CITY		1			1
ADVENTHEALTH MEDICAL GROUP ADULT AND SENIOR HEALTH			1	100%	1
CVS IL3163POCT OAK PARK		1			1
NORTH COUNTRY FAMILY HEALTH CENTER INC		1			1
BLACK STALLION WALK IN AND EXERCISE CLINICS LLC		1			1
GSM OCED Subsection			1	100%	1
MINUTE CLINIC LLC #1909		1			1
MONROE COUNTY FIRE RESCUE		1			1
Sanford Health & Rehabilitation			1	100%	1
MEDEXPRESS URGENT CARE - DANVILLE		1			1
MEDEXPRESS URGENT CARE - LINCOLN		1			1
OAKWOOD HOSPITAL - SOUTHSHORE			1	100%	1
C V S / PHARMACY #833		1			1
LEHIGH REGIONAL WOUND CENTER			1	100%	1
TRIPLE O RESEARCH INSTITUTE PA			1	100%	1
MC DIAGNOSTIC OF CONNECTICUT, PC #252			1	100%	1
Glen Oaks Health and REhabilitation		1			1
MED TECH CLINICAL LABORATORY		1			1
OMNI HEALTHCARE INC			1	100%	1
CVS MD2956POCT NEW MARKET			1	100%	1
LUMICO LIFE INSURANCE COMPANY		1			1
MT CARMEL PHARMACY INC		1			1
ARC POINT LABS OF AUSTIN NORTH			1	100%	1

COVID-19: testing by laboratory

Data through Jan 20, 2021 verified as of Jan 21, 2021 at 09:25 AM

Data in this report are provisional and subject to change.

The numbers in the table below represent the number of Florida and non-Florida residents for whom test results were received by the Department of Health. A person can be tested by more than one laboratory and can have both positive and negative results. **Therefore, the sum of the numbers in each column will be larger than the total number of people tested.**

Reporting lab	Inconclusive	Negative	Positive	Percent positive	Total
PATIENT FIRST - LEESBURG			1	100%	1
YOUR KIDS URGENT CARE			1	100%	1
PATHOLOGYT & LAB MEDICINE SERVICES			1	100%	1
Fairview			1	100%	1
LIFEGUARD AMBULANCE SERVICE LLC - BAY COUNTY			1	100%	1
WINCHESTER HOSPITAL			1	100%	1
SANFORD PEDIATRIC ASSOCIATES, PA			1	100%	1
TENNOVA HEALTHCARE - CLEVELAND			1	100%	1
Kroger 909 - The Little Clinic Hamilton			1	100%	1
Cooperstown Center for Nursing and Rehabilitation		1			1
CLARKSVILLE MANOR INC		1			1
THYROID SPECIALTY LABORATORY			1	100%	1
NEW ULM MEDICAL CENTER			1	100%	1
CVS NV9586POCT RENO		1			1
NANCY M WORTHINGTON MD PA			1	100%	1
METHODISM MIDLOTHIAN MEDICAL CENTER			1	100%	1
PUBLIC HEALTH LABORATORIES			1	100%	1
BAYFRONT CARDIOVASCULAR ASSOCIATES			1	100%	1
MEDEXPRESS URGENT CARE - ANDERSON		1			1
Garden Villa Bedford		1			1
CFHC - FROSTPROOF			1	100%	1
CVS OH5457POCT POWELL		1			1
ONPOINT URGENT CARE			1	100%	1
FLORIDA STATE UNIVERSITY HEALTH SERVICES			1	100%	1
CHILDREN'S MEDICAL CENTER-EAST ORLANDO			1	100%	1
CENTRAL TX URGENT CARE			1	100%	1
BIOLOGICAL AND CHEMICAL EMERGENCIES LABORATORY			1	100%	1
ST JOHNS PEDIATRICS PA		1			1
COSTCO PHARMACY #1023			1	100%	1
STANLY REGIONAL MEDICAL CENTER			1	100%	1
FLORIDA FAMILY LABORATORY		1			1
Good Samaritan Society-Atkinson		1			1
Kroger 777 - The Little Clinic Shelbyville		1			1
ST VINCENTS AMBULATORY CARE INC			1	100%	1
BORINQUEN HEALTH CENTER			1	100%	1
RIDGE OPTUM FLORIDA			1	100%	1
MIAMI CHILDRENS HOSPITAL MIDTOWN OUTPATIENT CENTER			1	100%	1
NORTH SHORE HEMATOLOGY-ONCOLOGY ASSOCIATES		1			1
COLONIAL MEDICAL CENTER-EAST ORLANDO			1	100%	1
BOSTON MEDICAL CENTER			1	100%	1
YOUR HEALTH PEDIATRICS INC			1	100%	1
ST JOHNS MEDICAL CENTER		1			1
MID-SOUTH URGENT CARE, PLLC			1	100%	1
Masonic Medical Research Institute			1	100%	1
MINUTECLINIC DIAGNOSTIC, PA		1			1
AMERICAN LAB LLC		1			1
WEST VIRGINIA UNIVERSITY HOSPITALS			1	100%	1

COVID-19: testing by laboratory

Data through Jan 20, 2021 verified as of Jan 21, 2021 at 09:25 AM

Data in this report are provisional and subject to change.

The numbers in the table below represent the number of Florida and non-Florida residents for whom test results were received by the Department of Health. A person can be tested by more than one laboratory and can have both positive and negative results. **Therefore, the sum of the numbers in each column will be larger than the total number of people tested.**

Reporting lab	Inconclusive	Negative	Positive	Percent positive	Total
Kroger 923 - The Little Clinic Centerville		1			1
CLINTON DRUG STORE		1			1
ANDREWS			1	100%	1
ADVANTA LABS, LLC		1			1
LAB. CORP. OF AMERICA			1	100%	1
HOLYOKE MEDICAL CENTER			1	100%	1
Accordius Health at Gastonia			1	100%	1
BROOKDALE PALM COAST		1			1
EAST END PEDIATRICS		1			1
RCP OF MEMORIAL WEST			1	100%	1
FAMILY MEDICAL CLINIC KENDALL LLC			1	100%	1
NORTH SHORE HEMATOLOGY-ONCOLOGY ASSOCIATES PC		1			1
BHA TITUSVILLE CLINIC			1	100%	1
GADSDEN COUNTY HEALTH DEPARTMENT			1	100%	1
EVEXIA DIAGNOSTICS			1	100%	1
MINUTE CLINIC LLC #0169		1			1
PSL JAX BEACH OPERATIONS LLC			1	100%	1
PEDIATRICS IN NORTH FLORIDA PA			1	100%	1
HANCOCK REGIONAL HOSPITAL		1			1
UNIVERSITY OF MIAMI SCCC RESEARCH LABORATORY			1	100%	1
CLINICAL LABORATORY DEPARTMENT			1	100%	1
CVS NV5942POCT LAS VEGAS		1			1
Princeton Place			1	100%	1
IDAHO HEALTH DEPARTMENT			1	100%	1
Oakview Manor Health and Rehab		1			1
ADVANCE GASTROENTEROLOGY			1	100%	1
JOHN D. ARCHBOLD MEMORIAL HOSPITAL			1	100%	1
SOUTH BEND MEDICAL FOUNDATION			1	100%	1
Riverside Nursing & Rehabilitation Center		1			1
CVS IL8751POCT CHICAGO		1			1
PROVIDENCE HOSPITAL			1	100%	1
VELOCITY URGENT CARE			1	100%	1
NORTH MIAMI BEACH SURGICAL CENTER			1	100%	1
CARENOW URGENT CARE-HENDERSONVILLE		1			1
JMC TALLAHASSEE, LLC			1	100%	1
CLINICAL MICROBIOLOGY LAB FAIRVIEW UNIVERSITY HOSPITAL			1	100%	1
DECATUR MORGAN HOSPITAL - DECATUR GENE		1			1
CVS IN5696POCT FORT WAYNE		1			1
Oak Hill Health & Rehabilitation Center			1	100%	1
Kroger 441 - The Little Clinic Middletown		1			1
777 URGENT CARE			1	100%	1
TALLAHASSEE MEMORIAL HEALTHCARE			1	100%	1
NORTHEAST TEXAS DIALYSIS		1			1
MEDEXPRESS URGENT CARE, MOSSIDE		1			1
TMH PHYSICIAN PARTNERS			1	100%	1
WHITE EARTH IHS MAIN LAB		1			1
SUNY AT STONY BROOK			1	100%	1

COVID-19: testing by laboratory

Data through Jan 20, 2021 verified as of Jan 21, 2021 at 09:25 AM

Data in this report are provisional and subject to change.

The numbers in the table below represent the number of Florida and non-Florida residents for whom test results were received by the Department of Health. A person can be tested by more than one laboratory and can have both positive and negative results. **Therefore, the sum of the numbers in each column will be larger than the total number of people tested.**

Reporting lab	Inconclusive	Negative	Positive	Percent positive	Total
NEMOURS CHILDRENS URGENT CARE			1	100%	1
LAKEVIEW HEALTH CARE SYSTEM LLC			1	100%	1
MEDEXPRESS URGENT CARE - SOMERSET TOWNSHIP		1			1
PARKWAY REGIONAL MEDICAL CENTER LAB			1	100%	1
LAKESIDE MEDICAL CENTER		1			1
SPARTANBURG REGIONAL MEDICAL CENTER			1	100%	1
BAPTIST HEALTH MEDICAL PLAZA			1	100%	1
PALM COAST DRAW STATION/AMERICAN HEALTH ASSOCIATES		1			1
BAYSIDE URGENT CARE CENTER INC			1	100%	1
DEVITA		1			1
Villages of St.Peters		1			1
SUN CITY DIAGNOSTIC CENTER			1	100%	1
ANY LAB TEST NOW JACKSONVILLE		1			1
WELLINGTON WEST 100176			1	100%	1
EXACCARE KINGSTON, LLC			1	100%	1
SUNCOAST COMMUNITY HEALTH CENTERS INC		1			1
MINUTECLINIC DIAGNOSTIC OF KANSAS, PC		1			1
SYNAPSE ANALYTICAL LABS		1			1
ATHENS MEDICAL CENTER			1	100%	1
ORLANDO PHYSICIAN NETWORK		1			1
ALL PRO ORTHOPEDICS & SPORTS MEDICINE, PA			1	100%	1
Ashland Place Health and Rehabilitation, LLC		1			1
HEARTLAND REGIONAL MEDICAL CENTER		1			1
HOME AIDE SVC OF EASTERN NY INC D/B/A		1			1
HSRE-ASL CASSELBERRY TRS, LLC			1	100%	1
LIFELINK TISSUE BANK D/B/A LIFELINK TISSUE BANK		1			1
OLEAN GENERAL HOSPITAL		1			1
URGENT CARE CENTER OF PORT ORANGE LLC			1	100%	1
DAVITA DIALYSIS-NORTH			1	100%	1
Kroger - KR003400316			1	100%	1
LABONE		1			1
HORIZON MEDICAL CENTER			1	100%	1
ENCOMPASS HEALTH HOME HEALTH		1			1
NORTH FLORIDA MEDICAL CENTERS INC		1			1
SCIENCE CARE			1	100%	1
UF HEALTH THE VILLAGES			1	100%	1
Mountain City Care and Rehabilitation Center		1			1
ADVENTHEALTH HOME CARE WATERMAN			1	100%	1
JOHNSON & JOHNSON VISION CARE-VISTAKON			1	100%	1
Parkside Manor		1			1
SEWALLS POINT PHARMACY INC			1	100%	1
INNOVATIVE GENOMICS, LLC			1	100%	1
FRASER MEMORIAL HOSPITAL			1	100%	1
UT HEALTH RGV CLINICAL LABORATORY			1	100%	1
MOSOLF PEDIATRICS PA			1	100%	1
VICTORIAN MANOR			1	100%	1
CHOTA COMMUNITY HEALTH SERVICES		1			1

COVID-19: testing by laboratory

Data through Jan 20, 2021 verified as of Jan 21, 2021 at 09:25 AM

Data in this report are provisional and subject to change.

The numbers in the table below represent the number of Florida and non-Florida residents for whom test results were received by the Department of Health. A person can be tested by more than one laboratory and can have both positive and negative results. **Therefore, the sum of the numbers in each column will be larger than the total number of people tested.**

Reporting lab	Inconclusive	Negative	Positive	Percent positive	Total
AFTER HOURS CLINIC			1	100%	1
CVS AZ5892POCT LAVEEN		1			1
CVS AZ9290POCT PHOENIX		1			1
SMITH KLINE			1	100%	1
CVS IL7143POCT SCHAUMBURG		1			1
DW MCMILLAN MEMORIAL HOSPITAL LABORATORY			1	100%	1
MEDEXPRESS URGENT CARE - HADLEY		1			1
FLORIDA HEALTH CARE MEDICAL GROUP		1			1
COMMONWEALTH OF VIRGINIA DIVISION OF CONSOLIDATED LABORATORY SERVICES			1	100%	1
American Fork Care Center dba Heritage Care Center		1			1
AFTER HOURS PEDS			1	100%	1
WELLPATH			1	100%	1
CLEVELAND CLINIC OHIO LABORATORIES			1	100%	1
SELF REGIONAL HEALTHCARE			1	100%	1
HARMONY HEALTHCARE ORLANDO INC		1			1
KIOSK MEDICINE KENTUCKY LLC		1			1
UMASS MEMORIAL/MARLBORO HOSPITAL			1	100%	1
REFERENCE LABORATORY			1	100%	1
MYCLINIC, INC			1	100%	1
LIMA MEMORIAL HOSPITAL			1	100%	1
CARENOW MIDTOWN			1	100%	1
NEMOURS CHILDREN'S PRIMARY CARE			1	100%	1
INTERMOUNTAIN MEDICAL CENTER			1	100%	1
JOHN KNOX MANOR INC II			1	100%	1
LSU MEDICAL CENTER			1	100%	1
BAPTIST HEALTH SURGERY CENTER			1	100%	1
DR PHILLIPS CENTER FOR WELLNESS		1			1
DOCTORS HOSPITAL OF LAREDO			1	100%	1
NULEASE MEDICAL SOLUTIONS			1	100%	1
Kroger 328 - The Little Clinic Henderson Road		1			1
RAYMOND BASRI MD		1			1
SANTA MONICA CA-UCLA MC			1	100%	1
HARDIN HEALTH INC		1			1
CVS GA7064POCT STOCKBRIDGE		1			1
CHRISTIANA HOSPITAL		1			1
CHILDRENS SPECIALIST PEDIATRIC PULMMOLOGY &			1	100%	1
ORLANDO HEALTH PHYSICIAN GROUP			1	100%	1
MINUTECLINIC DIAGNOSTIC OF KANSAS PA		1			1
HALIFAX HEALTH PRIMARY CARE			1	100%	1
PANCARE HEALTH - BRUCE			1	100%	1
FAYETTE MEDICAL CENTER LAB		1			1
FLORIDA CLINICAL LABORATORY INC DBA			1	100%	1
DORAL KIDNEY CENTER			1	100%	1
BAYCARE OUTREACH LAB WH SOUTH			1	100%	1
STARLING AT SAN JOSE			1	100%	1
MONMOUTH MEDICALC ENTER		1			1
UNIVERSITY URGENT CARE			1	100%	1

COVID-19: testing by laboratory

Data through Jan 20, 2021 verified as of Jan 21, 2021 at 09:25 AM

Data in this report are provisional and subject to change.

The numbers in the table below represent the number of Florida and non-Florida residents for whom test results were received by the Department of Health. A person can be tested by more than one laboratory and can have both positive and negative results. **Therefore, the sum of the numbers in each column will be larger than the total number of people tested.**

Reporting lab	Inconclusive	Negative	Positive	Percent positive	Total
SANITAS RESEARCH LLC			1	100%	1
WESTOX LABS		1			1
MIAMI CEREBRAL PALSY RESIDENTIAL			1	100%	1
GOSHEN HOSPITAL			1	100%	1
CHATSWORTH ASSISTED LIVING COMMUNITY AT PGA NATIONAL			1	100%	1
RIVERSIDE COUNTY PUBLIC HEALTH LABORATORY			1	100%	1
CVS NC3319POCT CHARLOTTE		1			1
WILMINGTON NURSING AND REHAB			1	100%	1
CVS IL8753POCT CHICAGO		1			1
BROOKDALE VERO BEACH SOUTH AL		1			1
PALMA CEIA MED GROUP-SWANN		1			1
ADVANCED MEDICAL LABORATORIES (AML)			1	100%	1
QUALITY LAB			1	100%	1
SOMERSET			1	100%	1
ROSE MEDICAL CENTER LAB			1	100%	1
CVS KY4779POCT LOUISVILLE		1			1
WW Chem Auto SS			1	100%	1
HOLLAND COMMUNITY HOSPITAL		1			1
Memorial Health Care Center			1	100%	1
CARENOW URGENT CARE – SPRING			1	100%	1
Bethel Lutheran Nursing & Rehabilitation Center		1			1
MINNESOTA DEPARTMENT OF HEALTH LABORATORY			1	100%	1
PROVIDENCE LABORATORY SERVICES		1			1
IZ MEDICAL		1			1
POUDRE VALLEY HOSPITAL			1	100%	1
NORTH FLORIDA CHILD DEVELOPMENT, INC			1	100%	1
ADVENTHEALTH MEDICAL GROUP OBSTETRICS			1	100%	1
Smg At Bridgewater Family Medicine		1			1
LAB TEST KENDALL LLC		1			1
SPORTS MEDICINE CLINIC - U OF WYOMING			1	100%	1
ROSLYN INTERNAL MEDICINE		1			1
SARASOTA IMMEDIATE CARE			1	100%	1
BUENA VIDA ESTATES			1	100%	1
CLIFTON-FINE HOSPITAL LABORATORY		1			1
MID FLORIDA DERMATOLOGY ASSOCIATES PA			1	100%	1
PEDIATRIC PARTNERS ZEPHYRHILLS			1	100%	1
LANGLADE			1	100%	1
Walgreens #5421		1			1
CMC MERCY LABORATORY			1	100%	1
CAH ACQUISITION COMPANY 11 LLC			1	100%	1
CVS IL1773POCT TINLEY PARK		1			1
Heritage of Red Cloud		1			1
CVS AZ5026POCT MESA		1			1
LOUNDY		1			1
MEDEXPRESS URGENT CARE-BRENTWOOD		1			1
SUNCREST OMNI		1			1
MODERN URGENT CARE			1	100%	1

COVID-19: testing by laboratory

Data through Jan 20, 2021 verified as of Jan 21, 2021 at 09:25 AM

Data in this report are provisional and subject to change.

The numbers in the table below represent the number of Florida and non-Florida residents for whom test results were received by the Department of Health. A person can be tested by more than one laboratory and can have both positive and negative results. **Therefore, the sum of the numbers in each column will be larger than the total number of people tested.**

Reporting lab	Inconclusive	Negative	Positive	Percent positive	Total
Life Care Center of Paradise Valley		1			1
MEMORIAL HOSPITAL WEST			1	100%	1
HIGHLAND PARK LAKEWOOD PRESTON HOLLOW			1	100%	1
NEBRASKA DEPARTMENT OF HEALTH AND HUMAN SERVICES			1	100%	1
MEDICAL ASSOCIATES OF CARTER		1			1
Medicalodges Neosho			1	100%	1
CYPRESS CREEK DIALYSIS CTR			1	100%	1
Wedgewood Manor		1			1
GEORGETOWN URGENT CARE			1	100%	1
Freedom Pointe at The Villages			1	100%	1
KEY BISCAYNE PEDIATRIC ASSOCIATES INC			1	100%	1
Kroger 523 - The Little Clinic Dickson			1	100%	1
BLUEWATER TOXICOLOGY			1	100%	1
NEW YORK STATE DEPTARTMENT OF HEALTH			1	100%	1
OCEAN MEDICAL CENTER		1			1
SEASONS HOSPICE AND PALLIATIVE CARE OF			1	100%	1
KENDALL PEDIATRICS PARTNERS LLC			1	100%	1
ONslow COUNTY HEALTH DEPARTMENT			1	100%	1
UPMC NORTHWEST HOSPITAL			1	100%	1
CENTRAL FL INTERNAL MEDICINE ASSOCIATES LLC		1			1
CVS HEALTH, #2043		1			1
MOSAIC MEDICAL CENTER MARYVILLE			1	100%	1
Glenburn Home		1			1
WELLCARE URGENT CARE			1	100%	1
LANCASHIRE HALL NURSING AND REHABILITATION CENTER		1			1
GALVESTON COUNTY HEALTH DISTRICT			1	100%	1
Bolingreen Health and Rehabilitation		1			1
EMERGENCY CARE SERVICES LAB AT JFK MEDICAL CENTER			1	100%	1
MANASOTA PEDIATRICS			1	100%	1
WALGREENS #06025		1			1
VITAL CARE			1	100%	1
CENTURY LINK SPORTS COMPLEX			1	100%	1
RICHICHI FAMILY HEALTH			1	100%	1
Orchid Cove at Naples			1	100%	1
DIVERSE MEDICAL CARE LLC			1	100%	1
GASTROENTEROLOGY ASSOC OF PENSACOLA, PA			1	100%	1
Longwood Community Living Center		1			1
SOMA MEDICAL CENTER PA #3 GREENACRES			1	100%	1
ALABAMA REFERENCE LAB			1	100%	1
Consulate Health Care of Tallahassee			1	100%	1
15 TO KNOW			1	100%	1
GOSHEN MEDICAL CENTER			1	100%	1
CHILTON MEDICAL CENTER		1			1
SOUTH DADE NURSING & REHABILITATION CENTER			1	100%	1
CARE STATION MEDICAL GROUP		1			1
AVON PARK CLUSTER		1			1
A.G. Rhodes		1			1

COVID-19: testing by laboratory

Data through Jan 20, 2021 verified as of Jan 21, 2021 at 09:25 AM

Data in this report are provisional and subject to change.

The numbers in the table below represent the number of Florida and non-Florida residents for whom test results were received by the Department of Health. A person can be tested by more than one laboratory and can have both positive and negative results. **Therefore, the sum of the numbers in each column will be larger than the total number of people tested.**

Reporting lab	Inconclusive	Negative	Positive	Percent positive	Total
MINUTECLINIC DIAGNOSTICS OF OKLAHOMA		1			1
YUMA REGIONAL MEDICAL CENTER			1	100%	1
LEHIGH MEDICAL AND RESEARCH CENTER, INC			1	100%	1
ALTA BATES SUMMIT MEDICAL CENTER CLINICAL LAB			1	100%	1
VITAL CARE CLINIC, LLC			1	100%	1
LAKE REGIONAL HEALTH			1	100%	1
FLORIDA CLINICAL RESEARCH CENTER, LLC			1	100%	1
LIFELINK TRANSPLANT INSTITUTE LAB			1	100%	1
ENCORE AT BOCA RATON, THE			1	100%	1
Brookdale Southside			1	100%	1
NORTHEAST FLORIDA HEALTH SERVICES			1	100%	1
MINUTECLINIC DIAG OF IND, LLC #5369		1			1
NHLS		1			1
FLORIDA DEPARTMENT OF HEALTH SEMINOLE COUNTY		1			1
BROOKDALE FORT MYERS LAKES PARK			1	100%	1
AVERA SACRED HEART HOSPITAL			1	100%	1
HARRINGTON PARK HEALTH AND REHAB		1			1
Villa Maria			1	100%	1
KETTERING MEDICAL CENTER			1	100%	1
ST FRANCIS MEDICAL CENTER			1	100%	1
WELLMED AT FORT PIERCE		1			1
Arlington Care Center			1	100%	1
DEPARTMENT OF HEALTH SERVICES			1	100%	1
DIXITKUMAR N MODI MD PA			1	100%	1
BRIDGEWATER PARK ASSISTED LIVING LLC			1	100%	1
PRINCIPLE DIAGNOSTICS LLC			1	100%	1
MEDEXPRESS URGENT CARE - BENTONVILLE		1			1
ADVENTHEALTH SENIOR CARE AT ORMOND			1	100%	1
WALKIN MEDICAL URGENT CARE,NEW CITY			1	100%	1
OSF SAINT FRANCIS MEDICAL CENTER			1	100%	1
MAINE CENTER FOR DISEASE CONTROL AND PREVENTION			1	100%	1
CVS CA9165POCT SAN DIEGO		1			1
TAYLOR COUNTY HEALTH DEPARTMENT			1	100%	1
PROVIDENCE PORTLAND MEDICAL CENTER		1			1
CVS MO4850POCT SPRINGFIELD		1			1
GOOD SAMARITAN HOSPITAL			1	100%	1
PASCO COUNTY HEALTH DEPARTMENT			1	100%	1
FLORIDA DEPARTMENT OF HEALTH PALM BEACH COUNTY			1	100%	1
PINEVILLE PHARMACY			1	100%	1
SOMA MEDICAL CENTER PA			1	100%	1
LEGACY ER AND URGENT CARE			1	100%	1
BOSTON PUBLIC HEALTH COMMISSION			1	100%	1
Waddell Nursing & Rehab Center		1			1
Kroger 647 - The Little Clinic Newnan Crossings			1	100%	1
CHIEFLAND MEDICAL CENTER			1	100%	1
HARRIS URGENT CARE CENTER			1	100%	1
CLERMONT PEDIATRICS, PA			1	100%	1

COVID-19: testing by laboratory

Data through Jan 20, 2021 verified as of Jan 21, 2021 at 09:25 AM

Data in this report are provisional and subject to change.

The numbers in the table below represent the number of Florida and non-Florida residents for whom test results were received by the Department of Health. A person can be tested by more than one laboratory and can have both positive and negative results. **Therefore, the sum of the numbers in each column will be larger than the total number of people tested.**

Reporting lab	Inconclusive	Negative	Positive	Percent positive	Total
MINUTECLINIC DIAGNOSTIC OF KENTUCKY		1			1
PARK AVENUE PEDIATRICS PC		1			1
CAROLINAS HEALTHCARE SYSTEM LAB			1	100%	1
MERCYONE DES MOINES MEDICAL CENTER			1	100%	1
FAITH FAMILY PRACTICE			1	100%	1
FLORIDA HOSPITAL LAB			1	100%	1
Harbert Hills Academy Nursing Home		1			1
CVS HEALTH, #5962		1			1
HYDE PARK MEDICAL CENTER		1			1
Chestnut Ridge Nursing & Rehab		1			1
CARE CENTERS OF NASSAU, LLC - HENDRICKS RD		1			1
Avera Sr. James Care Center		1			1
ALLEGHENY GENERAL HOSPITAL			1	100%	1
AUGUSTA HEALTH CLINICAL LABORATORY			1	100%	1
WEST COAST CLINICAL LABS INC			1	100%	1
HOUSTON DEPARTMENT OF HEALTH AND HUMAN SERVICES			1	100%	1
Walgreens #5065		1			1
WALK-IN MEDICAL CARE			1	100%	1
LOUISIANA STATE LAB			1	100%	1
EAST TENNESSEE STATE UNIVERSITY		1			1
MOUNT SINAI MEDICAL CENTER OF FLORIDA, INC			1	100%	1
TAMPA HEALTH CARE PROVIDERS PA		1			1
UMASS MEMORIAL MEDICAL CENTER, INC		1			1
Kroger 57 - The Little Clinic Jay C Charlestown		1			1
Florida Baptist Retirement Center		1			1
MEADOWS PARK HEALTH AND REHABILITATION		1			1
SHELBYVILLE HOSPITAL COMPANY		1			1
SACRED HEART HEALTH SYSTEM- MIDWIFE PROGRAM			1	100%	1
HELEN HAYES HOSPITAL LABORATORY		1			1
HEARTLAND OF ZEPHYRHILLS FL, LLC			1	100%	1
Shoreline Care Center			1	100%	1
HABANA HEALTH CARE CENTER			1	100%	1
WEILL CORNELL MEDICAL ASSOCIATES - EAST SIDE		1			1
ALLIED PEDIATRICS & FAMILY MEDICINE			1	100%	1
ISLANDS ASSISTED LIVING FACILITY,THE			1	100%	1
MEDEXPRESS - WILMINGTON CONCORD PIKE		1			1
Juniper Village at Bucks County		1			1
MEDICAL ASSOCIATES OF BREVARD LLC		1			1
NEVADA DEPARTMENT OF HEALTH AND HUMAN SERVICES			1	100%	1
FAIRVIEW SOUTHDALE			1	100%	1
BAYLOR SCOTT & WHITE MEDICAL SURGICAL CLINIC			1	100%	1
POMPANO BEACH ARTIFICIAL KIDNEY CENTER			1	100%	1
SANTA BARABARA ALF LLC (THE WINDSOR)			1	100%	1
Kroger 020 - The Little Clinic Wheat Ridge		1			1
CQUENTIA NGS, LLC			1	100%	1
CURELOGICS WOUND CARE & HYPERBARIC CENTER		1			1
HARDEE COUNTY FIRE RESCUE		1			1

COVID-19: testing by laboratory

Data through Jan 20, 2021 verified as of Jan 21, 2021 at 09:25 AM

Data in this report are provisional and subject to change.

The numbers in the table below represent the number of Florida and non-Florida residents for whom test results were received by the Department of Health. A person can be tested by more than one laboratory and can have both positive and negative results. **Therefore, the sum of the numbers in each column will be larger than the total number of people tested.**

Reporting lab	Inconclusive	Negative	Positive	Percent positive	Total
Walgreens #5914		1			1
MOUNT SINAI MEDICAL CENTER AVENTURA ER			1	100%	1
			1	100%	1
KEY WEST HMA PHYSICIAN MANAGEMENT, LLC			1	100%	1
NEW RIVER HEALTH DISTRICT			1	100%	1
ANDREWS INSTITUTE AMBULATORY SURGERY CENTER		1			1
LAS PALMAS MEDICAL CENTER			1	100%	1
MID-FLORIDA PATHOLOGY LLC - MOBILE UNIT # 3			1	100%	1
COLUMBIA CREST CARE & RAHAB		1			1
Courtenay Springs Village			1	100%	1
MEMORIAL HOSPITAL - BELLEVILLE			1	100%	1
CLEVELAND CLINIC AKRON GENERAL			1	100%	1
LIBERTY HEALTH CENTER			1	100%	1
ORDRS, INC.			1	100%	1
SILVERMAN			1	100%	1
MINUTECLINIC LLC (2335)		1			1
TEVAPHARM			1	100%	1
RAYMOND F CARON MD			1	100%	1
WESLEY MEDICAL CENTER			1	100%	1
Moab Regional Hospital			1	100%	1
PUBLIX PHARMACY # 1236			1	100%	1
BELLMORE PEDIATRICS		1			1
GRACE WELLNESS CENTER LLC			1	100%	1
MEDI STATION			1	100%	1
University Plaza Rehabilitation and Nursing			1	100%	1
GRAND VILLA OF SARASOTA			1	100%	1
LAKEVIEW REGIONAL HOSPITAL			1	100%	1
HOSPICE OF LAKE & SUMTER INC		1			1
Diversicare of Smyrna		1			1
HENRY FORD WEST BLOOMFIELD HOSPITAL			1	100%	1
STEWART MEDICAL GROUP INC			1	100%	1
BATESVILLE - SHERWOOD URGENT CARE			1	100%	1
FAST PACE URGENT CARE			1	100%	1
GIBSON AREA PRIMARY CARE			1	100%	1
Maple Lane Nursing Home		1			1
BOND COUNTY HEALTH DEPARTMENT			1	100%	1
TMH PHYSICIAN PARTNERS QUINCY			1	100%	1
Oregon Veterans Home The Dalles		1			1
Vi at Aventura		1			1
PROMUS DIAGNOSTICS, LLC			1	100%	1
ST. VINCENT HOSPITAL			1	100%	1
MEDERI CARETENDERS			1	100%	1
MINUTECLINIC DIAG OF IND, LLC #6697		1			1
Strasburg Care Center		1			1
CARESPOT EXPRESS HEALTHCARE BOYNTON BEACH			1	100%	1
UCH LAB			1	100%	1
CAREWELL 203			1	100%	1

COVID-19: testing by laboratory

Data through Jan 20, 2021 verified as of Jan 21, 2021 at 09:25 AM

Data in this report are provisional and subject to change.

The numbers in the table below represent the number of Florida and non-Florida residents for whom test results were received by the Department of Health. A person can be tested by more than one laboratory and can have both positive and negative results. **Therefore, the sum of the numbers in each column will be larger than the total number of people tested.**

Reporting lab	Inconclusive	Negative	Positive	Percent positive	Total
ADVANCE CARDIOVASCULAR IMAGING, INC			1	100%	1
NAVARRO MEDICAL CENTERS LLC			1	100%	1
ODYSSEY HEALTH CARE OF MARION COUNTY LLC		1			1
CVS CT718POCT ANSONIA		1			1
CVS MA394POCT SEEKONK		1			1
ARCADIA DIALYSIS CENTER			1	100%	1
COMMUNITY MEDICAL CENTER-ORANGE CITY		1			1
HALEYVILLE HEALTH CARE CENTER		1			1
EH FARGO HOSPITAL LABORATORY			1	100%	1
OCCUPATIONAL HEALTH CENTERS OF THE SOUTHWEST PA		1			1
NATIONAL INSTITUTES OF HEALTH CLINICAL CENTER			1	100%	1
DR JAMES D FORBES FAMILY CARE CENTER			1	100%	1
DOCTORS AFTER HOURS URGENT CARE CENTER			1	100%	1
BROOKSVILLE REGIONAL HOSPITAL			1	100%	1
CVS IL2297652CV CHICAGO		1			1
UNLIMITED MEDICAL SERVICES OF FL PL DBA		1			1
HATLEY HEALTH CARE, INC		1			1
BLANCHARD VALLEY HOSPITAL LABORATORY			1	100%	1
BAPTIST EMERGENCY HOSPITAL KELLY			1	100%	1
MINUTECLINIC DIAGNOSTIC OF OHIO #6139		1			1
BOCA CIEGA CENTER			1	100%	1
ACCESS MEDICAL GROUP OF TAMPA INC			1	100%	1
CTMD MEDICAL CENTER, PA			1	100%	1
SYCAMORE MEDICAL CENTER-KETTERING HEALTH NETWORK			1	100%	1
SOUTHEAST MISSOURI HOSPITAL		1			1
FLORIDA MEDICAL CLINIC, LLC			1	100%	1
Kingston Care Center of Fort Wayne		1			1
CVS PA1296POCT DREXEL HILL		1			1
Monument Health Strugis Care Center		1			1
TITUSVILLE CENTER FOR SURGICAL EXCELLENCE LLC		1			1
MARTIN HEALTH PHYSICIAN GROUP			1	100%	1
STATE OF CALIFORNIA DOH SERVICES			1	100%	1
BAYSHORE POINTE NURSING AND REHAB CENTER			1	100%	1
NHC Chattanooga			1	100%	1
CARENOW LAKE WORTH			1	100%	1
RIVIERA BEACH HEALTH CENTER LAB			1	100%	1
BAPTIST HOSPITAL EAST			1	100%	1
BIOMAT ORLANDO		1			1
DSI LABORATORIES-NAPLES-7TH			1	100%	1
FLORIDA MEDICAL CENTER			1	100%	1
CVS NV5286POCT HENDERSON		1			1
FLORIDA KEYS PED AND ADOLES CTR			1	100%	1
PORT ORANGE NURSING & REHAB			1	100%	1
SOUTHERN HILLS MEDICAL CENTER			1	100%	1
MINUTECLINIC, LLC #1452		1			1
SANTA ROSA PEDIATRICS			1	100%	1
APS-SUMMIT CARE PHARMACY, LLC DBA OMNICARE		1			1

COVID-19: testing by laboratory

Data through Jan 20, 2021 verified as of Jan 21, 2021 at 09:25 AM

Data in this report are provisional and subject to change.

The numbers in the table below represent the number of Florida and non-Florida residents for whom test results were received by the Department of Health. A person can be tested by more than one laboratory and can have both positive and negative results. **Therefore, the sum of the numbers in each column will be larger than the total number of people tested.**

Reporting lab	Inconclusive	Negative	Positive	Percent positive	Total
MEDICAL LIFE-INC GUIDEWELL EMERGENCY MEDICINE			1	100%	1
NORDX			1	100%	1
WYOMING COUNTY DEPARTMENT OF HEALTH		1			1
Heritage Health of Peru			1	100%	1
CVS GA3766POCT DACULA			1	100%	1
Acts Manor House		1			1
Regency Square			1	100%	1
SPINE & PAIN CONSULTANT PLLC		1			1
HEALTHPARTNERS HUDSON CLINIC			1	100%	1
STONECREST MEDICAL CENTER		1			1
AESTHETIC PHYSICIANS PC			1	100%	1
CVS MO8581POCT BLUE SPRINGS		1			1
Autumn Care of Suffolk		1			1
The Evangelical Lutheran Good Samaritan Society Prescott Village		1			1
COVENANT HEALTH		1			1
HEALTH PARTNERS REGIONAL HOSPITAL			1	100%	1
AVERA ST. MARY'S HOSPITAL			1	100%	1
CVS NC7047POCT DURHAM		1			1
BSA PHYSICIANS GROUP, INC D/B/A BSA FAMILY MEDICAL			1	100%	1
VILLAGES HEALTH SYSTEM, LLC, THE			1	100%	1
UABC			1	100%	1
INTERNAL MEDICINE GROUP OF CENTRAL FLORIDA			1	100%	1
CVS NC7213POCT MATTHEWS		1			1
UHEALTH CORAL SPRINGS			1	100%	1
FLORIDA ADVANCED MEDICAL AND DERM AESTHETICS LLC			1	100%	1
ST. PETERSBURG PEDIATRICS-SEMINOLE			1	100%	1
Remarkable Healthcare Dallas			1	100%	1
AFFILIATED LABORATORIES INC			1	100%	1
AMD			1	100%	1
GENESIS FAMILY PRACTICE			1	100%	1
Rio Grande City Nursing and Rehab Center			1	100%	1
LAKE BALDWIN			1	100%	1
OMNI HEALTHCARE URGENT CARE			1	100%	1
OHIO VALLEY MANOR NURSING &		1			1
MEDEXPRESS URGENT CARE - ROSS TOWNSHIP		1			1
ADVENTHEALTH PHYSICIAN GROUP - APPLEWOOD			1	100%	1
DERMDX, DIV OF AURORA DIAGNOSTICS/BERNHARDT LAB		1			1
ST LUKES SURGICAL AT THE VILLAGES INC			1	100%	1
Aspire Physical Recovery Center at Cahaba River		1			1
HAWKEYE CARE CENTER DUBUQUE		1			1
Piqua Manor		1			1
Kroger 350 - The Little Clinic New Cut Road		1			1
DISCOVERY AT HOME, LLC			1	100%	1
CVS PA2582POCT SPRINGFIELD		1			1
Garden Isle Healthcare and Rehabilitation Center		1			1
CARESPOT - LEE VISTA			1	100%	1
SOUTHWEST FLORIDA DIVISION LAB			1	100%	1

COVID-19: testing by laboratory

Data through Jan 20, 2021 verified as of Jan 21, 2021 at 09:25 AM

Data in this report are provisional and subject to change.

The numbers in the table below represent the number of Florida and non-Florida residents for whom test results were received by the Department of Health. A person can be tested by more than one laboratory and can have both positive and negative results. **Therefore, the sum of the numbers in each column will be larger than the total number of people tested.**

Reporting lab	Inconclusive	Negative	Positive	Percent positive	Total
CVS TN7698POCT KNOXVILLE		1			1
ALLIANCE LABORATORY SERVICES			1	100%	1
MIAMI VASCULAR SURGERY			1	100%	1
INLET CONCIERGE MEDICINE			1	100%	1
CONNECTICUT PEDIATRICS @ CHC		1			1
MEDCARE QUALITY MEDICAL CENTER LLC			1	100%	1
NEMOURS CHILDREN'S PRIMARY CARE, ST CLOUD			1	100%	1
Kroger 353 - The Little Clinic Harpers Point		1			1
MERCY – NORTH IOWA			1	100%	1
CVS SC5479POCT INDIAN LAND		1			1
RAPID CITY REGIONAL HOSPITAL -579 ATTN. LABORATORY		1			1
Monument Health Custer Care Center		1			1
Ash Flat Healthcare and Rehabilitation Center			1	100%	1
BAYFRONT HEAL WOUND CARE AND HYPERBARIC CENTER			1	100%	1
ANY LAB TEST FAST CORP			1	100%	1
ENCOMPASS HEALTH REHABILITATION HOSPITAL OF LARGO			1	100%	1
ST MARY'S OF SAGINAW		1			1
ATRIA TAMARAC			1	100%	1
HAMILTON CI MAIN UNIT ANNEX/ WORK CAMP			1	100%	1
MEDEXPRESS URGENT CARE - ST CLAIR, CLOVER DR.		1			1
BERKSHIRE MEDICAL CENTER			1	100%	1
BMC/NASSAU			1	100%	1
DOCTORS HEARING			1	100%	1
HERNANDO CHILDREN'S			1	100%	1
MEMORIAL HEALTH SYSTEM		1			1
FLORIDA EPIDEMIOLOGY PROGRAM			1	100%	1
Southwest Louisiana Veterans Home			1	100%	1
MEDICAL CITY DENTON			1	100%	1
CITRONELLE HEALTH AND REHABILITATION CENTER		1			1
CAN COMMUNITY HEALTH LLC		1			1
CLARE BRIDGE OF CAPE CORAL		1			1
CVS AZ69POCT PEORIA		1			1
MOUNT ST MARYS HOSPITAL OF NIAGARA FALLS			1	100%	1
MY URGENT CARE CLINIC			1	100%	1
CHI ST VINCENT LITTLE ROCK DIAGNOSTIC CLINIC			1	100%	1
HARBORCHASE OF VILLAGES CROSSING			1	100%	1
PEACHEALTH LABORATORIES		1			1
CYPRESS VILLAGE REHAB CENTER		1			1
ADVANCE MD CARE			1	100%	1
Miller Health Care Center			1	100%	1
CALIFORNIA PUBLIC HEALTH LABORATORY			1	100%	1
PM PEDIATRICS OF BAYSIDE, PLLC - RIVE		1			1
NEW HORIZON PRIMARY CARE LLC			1	100%	1
SACRED HEART MEDICAL CENTER			1	100%	1
WALGREENS #10308		1			1
SUMMIT COUNTY PUBLIC HEALTH DEPARTMENT			1	100%	1
METRO HEALTH HOSPITAL LABORATORY		1			1

COVID-19: testing by laboratory

Data through Jan 20, 2021 verified as of Jan 21, 2021 at 09:25 AM

Data in this report are provisional and subject to change.

The numbers in the table below represent the number of Florida and non-Florida residents for whom test results were received by the Department of Health. A person can be tested by more than one laboratory and can have both positive and negative results. **Therefore, the sum of the numbers in each column will be larger than the total number of people tested.**

Reporting lab	Inconclusive	Negative	Positive	Percent positive	Total
REEVES COUNTY HOSPITAL DISTRICT			1	100%	1
GATEWAY FAMILY HEALTH CLINIC			1	100%	1
COVE AT THE MARBELLA,THE			1	100%	1
EAST COAST INSTITUTE FOR RESEARCH LLC			1	100%	1
CONVENIENT MEDICAL AND HEALTH SERVICES			1	100%	1
NEW YORK UNIVERSITY MEDICAL CENTER			1	100%	1
CENTRAL CAROLINA HOSPITAL			1	100%	1
MORNINGSIDE NURSING AND REHABILITATION		1			1
UNIVERSITY OF VERMONT MEDICAL CENTER			1	100%	1
COMMUNITY			1	100%	1
SOUTHWEST REGIONAL PCR LABORATORY			1	100%	1
FULGENT GENETICS HOUSTON		1			1
WESTCOAST FAMILY PRACTICE		1			1
CLERMONT HEALTH DEPARTMENT			1	100%	1
Kroger 448 - The Little Clinic Mason		1			1
Sevierville Health and Rehabilitation		1			1
MERRILL GARDENS AT CHAMPIONSGATE			1	100%	1
2504-HOMEWOOD		1			1
NORWALK HOSPITAL			1	100%	1
BAYCARE OUTREACH LAB AT NEW TAMPA			1	100%	1
ENZO LABS INC			1	100%	1
MEDONE URGENT CARE			1	100%	1
The Pines at Poughkeepsie Center for Nursing and Rehabilitation		1			1
MED-LAKE LABORATORY			1	100%	1
INDIAN RIDGE		1			1
CARESOUTH HHA HOLDINGS OF THE TREASURE COAST LLC			1	100%	1
VA CBOC			1	100%	1
YOUR HEALTH PEDIATRICS			1	100%	1
BOULDER COMMUNITY HOSPITAL			1	100%	1
ORLANDO HEALTH PHYSICIAN GROUP INC			1	100%	1
CVS MINUTE CLINIC #5836		1			1
ATRIA PARK OF LAKE FOREST (WG HERITAGE LF LLC)			1	100%	1
ORMOND MEDICAL ARTS FAMILY PRACTICE PL			1	100%	1
FRESENIUS KIDNEY CARE DUNEDIN			1	100%	1
Parkview Care Center			1	100%	1
NEMOURS CHILDREN'S URGEN CARE			1	100%	1
Kroger 426 - The Little Clinic Suwanee		1			1
GREATER TAMPA AT HOME			1	100%	1
MINUTECLINIC DIAG OF IND, LLC #6553		1			1
TLC MEDICAL			1	100%	1
HIBISCUS COURT			1	100%	1
ADVENTHEALTH MEDICAL GROUP SENIOR HEALTH AT			1	100%	1
Kroger 130 - The Little Clinic Colorado Springs		1			1
QC LABORATORY			1	100%	1
DIAGNOSTIC GROUP INTEGRATED HEALTHCARE			1	100%	1
HEALGEN SCIENTIFIC			1	100%	1
ALIMETRIX INC		1			1

COVID-19: testing by laboratory

Data through Jan 20, 2021 verified as of Jan 21, 2021 at 09:25 AM

Data in this report are provisional and subject to change.

The numbers in the table below represent the number of Florida and non-Florida residents for whom test results were received by the Department of Health. A person can be tested by more than one laboratory and can have both positive and negative results. **Therefore, the sum of the numbers in each column will be larger than the total number of people tested.**

Reporting lab	Inconclusive	Negative	Positive	Percent positive	Total
HEALTHCARE AND REHAB OF SANFORD			1	100%	1
DOCTORS CARE OF PALM COAST			1	100%	1
ACCURATE HEALTH SERVICES CORP			1	100%	1
AZALEALAND NURSING HOME		1			1
BRANDON OUTREACH CLINIC			1	100%	1
PROGENESIS INC			1	100%	1
EXCEL URGENT CARE OF NJ			1	100%	1
MICROBIOLOGY DEPARTMENT			1	100%	1
MEDICAL CLINIC OF HOUSTON			1	100%	1
CVS MINUTE CLINIC DIAGNOSTIC MED GRP OF CAL		1			1
BOLLES SCHOOL, THE			1	100%	1
LAKE LURE HEALTH CENTER			1	100%	1
Manassas Health & Rehab			1	100%	1
GRAND VILLA OF PINELLAS PARK			1	100%	1
AUTUMN HOUSE			1	100%	1
QUEST DIAGNOSTICS CLINICAL LABORATORIES INC		1			1
MED CHOICE CENTER OF NORTH MIAMI			1	100%	1
CABELL HUNTINGTON HOSPITAL CLINICAL LAB			1	100%	1
HERNANDO COUNTY HEALTH DEPT			1	100%	1
MINUTECLINIC DIAG OF IND, LLC #4368		1			1
ST. LUKES HOSPITAL			1	100%	1
Pinnacle Assisted Living			1	100%	1
Ravenwood Speciality Care		1			1
PROGRESS PHARMACY INC			1	100%	1
Carrollton Manor Inc		1			1
NASSAU COUNTY HEALTH DEPARTMENT		1			1
KENT		1			1
BRENTWOOD AT FORE RANCH			1	100%	1
PCR DIAGNOSTICS			1	100%	1
ADVENTHEALTH MEDICAL GROUP COMMUNITY MEDICINE			1	100%	1
Gulf Coast health and Rehabilitation, LLC		1			1
HACKENSACK UNIVERSITY MEDICAL CENTER		1			1
ASSOCIATES MD MEDICAL GROUP INC			1	100%	1
CURA LABORATORY SERVICES			1	100%	1
WESTEX URGENT CARE, PLLC			1	100%	1
DE TAR HOSPITAL			1	100%	1
RENOWN REGIONAL MEDICAL CENTER			1	100%	1
ALBANY MEDICAL CENTER			1	100%	1
RM PHARMACY SERVICES INC		1			1
Niles Nursing and Rehab. Center		1			1
Sherwood Oaks Health Center			1	100%	1
UF KANAPAHA LAB BEAKER		1			1
SV MOBILE HEALTH			1	100%	1
Cottage of the Shoals		1			1
TITUS REGIONAL MEDICAL CENTER			1	100%	1
FAMILY PRACTICE ASSOCIATES		1			1
CHP COVID-19 (TX)			1	100%	1

COVID-19: testing by laboratory

Data through Jan 20, 2021 verified as of Jan 21, 2021 at 09:25 AM

Data in this report are provisional and subject to change.

The numbers in the table below represent the number of Florida and non-Florida residents for whom test results were received by the Department of Health. A person can be tested by more than one laboratory and can have both positive and negative results. **Therefore, the sum of the numbers in each column will be larger than the total number of people tested.**

Reporting lab	Inconclusive	Negative	Positive	Percent positive	Total
BEAUMONT REFERENCE LABORATORY			1	100%	1
ROCKLEDGE HEALTH & REHABILITATION CENTER			1	100%	1
Dulles Health and Rehab Center		1			1
HEALTH CARE SERVICES LC			1	100%	1
UMMC MIDTOWN CAMPUS			1	100%	1
KINGWOOD EMERGENCY HOSPITAL			1	100%	1
LRGHEALTHCARE		1			1
NDX-CORE LAB			1	100%	1
Walgreens #3661		1			1
Manor Care Health Services- Wilmington			1	100%	1
CFP PHYSICIANS GROUP			1	100%	1
PIONEER CLINICAL RESEARCH LLC			1	100%	1
COVID TESTING LLC			1	100%	1
SOUTHWOOD HEALTHCARE CENTER		1			1
C V S / PHARMACY #4396		1			1
URGENTMED PLANTATION			1	100%	1
MEDAC AT PORTERS NECK			1	100%	1
CROSS CREEK HEALTH CARE		1			1
SOUTHWOOD NURSING & RETIREMENT CENTER		1			1
CVS SC2250POCT COLUMBIA		1			1
CVS NC7588POCT ASHEVILLE		1			1
INSTANT MEDICAL CARE CENTER			1	100%	1
ORANGE PEDIATRICS PA			1	100%	1
Kroger 481 - The Little Clinic Houston Levee		1			1
MOORE CLINICAL RESEARCH INC			1	100%	1
MINUTECLINIC DIAGNOSTIC OF OHIO #5060		1			1
Kroger 97 - The Little Clinic Hutchinson		1			1
GIFFORD MEMORIAL HOSPITAL		1			1
PARRISH MEDICAL GROUP			1	100%	1
MEDICAL ARTS LABORATORY			1	100%	1
CAMBRIDGE HEALTH ALLIANCE			1	100%	1
PHYSICIAN ASSOCIATES, LLC			1	100%	1
IMMY LABS			1	100%	1
ASCARATE DIALYSIS			1	100%	1
PLANT CITY FAMILY CARE		1			1
MINUTECLINIC DIAGNOSTIC OF NH, LLC (CL		1			1
UNIVERSITY OF BALTIMORE WASHINGTON MEDICAL CENTER			1	100%	1
BETHESDA DIALYSIS			1	100%	1
Kroger 550 - The Little Clinic Bellevue		1			1
ACUPATH LABORATORIES INC			1	100%	1
ALLIANCE MD DIRECT PRIMARY CARE			1	100%	1
PREMIER PEDIATRICS			1	100%	1
HENRY FORD HOSPITAL			1	100%	1
UNIVERSITY OF TEXAS AT EL PASO, THE			1	100%	1
SONORAN DESERT PATHOLOGY			1	100%	1
MEDEXPRESS URGENT CARE - SPRINGFIELD, COOLEY ST		1			1
BAYMEADOWS PEDIATRIC CARE		1			1

COVID-19: testing by laboratory

Data through Jan 20, 2021 verified as of Jan 21, 2021 at 09:25 AM

Data in this report are provisional and subject to change.

The numbers in the table below represent the number of Florida and non-Florida residents for whom test results were received by the Department of Health. A person can be tested by more than one laboratory and can have both positive and negative results. **Therefore, the sum of the numbers in each column will be larger than the total number of people tested.**

Reporting lab	Inconclusive	Negative	Positive	Percent positive	Total
PHYSICIANS URGENT CARE			1	100%	1
MINUTECLINIC DIAGNOSTIC OF NEW MEXICO LLC #7552		1			1
JOSHUA E CHESIR MD		1			1
HUNTSVILLE HOSPITAL			1	100%	1
NORTH RIVER FAMILY HEALTH CENTER			1	100%	1
ADAMS COUNTY HEALTH DEPARTMENT			1	100%	1
ROYAL OAK MEDICAL CENTER LLC DBA CHARACTER FAMILY CORPORATION OF AMERICA		1			1
COASTAL ER IX, PHYSICIANS PREMIER			1	100%	1
Holly Hill Healthcare Center			1	100%	1
SAINT JOSEPH'S HOSPITAL AND MEDICAL CENTER		1			1
Mountain View Manor			1	100%	1
THE LITTLE CLINIC, LLC			1	100%	1
CARDIAC AND VASCULAR CONSULTANTS MD PA		1			1
TMH CANCER CENTER LABORATORY			1	100%	1
UNIVERSITY OF SOUTH FLORIDA			1	100%	1
MEDICAL SPECIALISTS OF THE PALM BEACHES INC			1	100%	1
EAST FL CORE LAB			1	100%	1
PELICAN STATE OUTPATIENT CENTER			1	100%	1
FRESENIUS KIDNEY CARE			1	100%	1
Seal Rock Healthcare		1			1
OXY-GENLAB			1	100%	1
DEPARTMENT OF HEALTH AND ENVIRONMENTAL CONTROL			1	100%	1
Kroger 627 - The Little Clinic Castleberry			1	100%	1
UPSON REGIONAL MEDICAL CENTER			1	100%	1
Signature Healthcare of Georgetown		1			1
SAN JOSE CLINIC		1			1
TERRELL URGENT CARE			1	100%	1
Waycross Health and Rehabilitation		1			1
BUFFALO VAMC			1	100%	1
NFRC CLINICAL LAB			1	100%	1
CVS OH3458POCT BEAVERCREEK		1			1
BLACKBERRY CENTER, THE		1			1
ATHENA PLASTIC SURGERY		1			1
LABORATORIO BUENA SALUD			1	100%	1
MEDCOR, INC			1	100%	1
WINNIFRED ASSISTED LIVING FACILITY INC		1			1
CVS NC5591POCT STATESVILLE			1	100%	1
JMJ FAMILY PRACTICE			1	100%	1
ASSISTED LIVING AT TREZEVANT		1			1
DIVERSICARE OF BIG SPRINGS		1			1
MID FLORIDA COMMUNITY SERVICES			1	100%	1
WATERTOWN URGENT CARE		1			1
BAPTIST HEALTH PRIMARY CARE AT DORAL			1	100%	1
BL DIAGNOSTICS LLC			1	100%	1
CVS OH10209POCT UNIONTOWN		1			1
COBLESKILL REGIONAL HOSPITAL		1			1

COVID-19: testing by laboratory

Data through Jan 20, 2021 verified as of Jan 21, 2021 at 09:25 AM

Data in this report are provisional and subject to change.

The numbers in the table below represent the number of Florida and non-Florida residents for whom test results were received by the Department of Health. A person can be tested by more than one laboratory and can have both positive and negative results. **Therefore, the sum of the numbers in each column will be larger than the total number of people tested.**

Reporting lab	Inconclusive	Negative	Positive	Percent positive	Total
Kroger 907 - The Little Clinic Holland		1			1
bishop rehabilitation and nursing center		1			1
Kroger 519 - The Little Clinic Staples Mill Road		1			1
CVS NJ2815POCT E BRUNSWICK		1			1
Bethany Manor		1			1
BAYLOR SCOTT AND WHITE MEDICAL CENTER -CENTENTENNIAL			1	100%	1
WMC HEALTH GROUP OF KISSIMMEE LLC			1	100%	1
HALIFAX FAMILY HEALTH CENTER			1	100%	1
LP ELIZABETHTON		1			1
URGENT CARE OF KANSAS CITY			1	100%	1
PEDIATRIC ASSOCIATES - MIAMI LAKES		1			1
HAMILTON CHD		1			1
Long Beach Care Center			1	100%	1
COLLINS NURSING HOME		1			1
Sears Coastal Nursing and Rehab		1			1
OCCUPATIONAL HEALTH CENTER		1			1
WATERS EDGE ELEMENTARY SCHOOL			1	100%	1
JACKSBORO URGENT CARE			1	100%	1
PREMIER FAMILY AND SPORTS MEDICINE LLC			1	100%	1
ACCOMPLISHED HOME CARE		1			1
TAMPA GENERAL MEDICAL GROUP LABORATORY HEALTHPARK			1	100%	1
Portsmouth Health and Rehab			1	100%	1
APALACHEE CENTER INC		1			1
SUNCOAST PRIMARY CARE LLC			1	100%	1
WATERBURY HOSPITAL REFERENCE LAB			1	100%	1
ATHENS LIMESTONE HOSPITAL		1			1
MINUTE CLINIC DIAGNOSTIC OF VIRGINIA, LLC #6292		1			1
MARQUETTE GENERAL HOSPITAL			1	100%	1
CONSOLIDATED			1	100%	1
Elm Crest Senior Living Community		1			1
HEART HOSPITAL OF LAFAYETTE: EMERGENCY ROOM			1	100%	1
WALGREEN#12147		1			1
MILFORD REGIONAL HOSPITAL			1	100%	1
KANSAS CITY VA MEDICAL CENTER			1	100%	1
LEXINGTON PLACE SENIOR LIVING COMMUNITY		1			1
CARING PROFESSIONAL HEALTH CARE LLC		1			1
CLINICAL CARE, INC			1	100%	1
PROVIDENCE ST PETER HOSPITAL		1			1
CAREHERE LLC			1	100%	1
POETS WALK SARASOTA			1	100%	1
PEDRO L ORTEGA MD PA			1	100%	1
TREASURE COAST PRIMARY CARE		1			1
INTEGRATED GENETICS SEQUENOM		1			1
Ramsey Village		1			1
MORGAN STANELY HEALTH CENTER		1			1
SOUTH FLORIDA RESEARCH ORGANIZATION			1	100%	1
PRIORITY CARE LLC			1	100%	1

COVID-19: testing by laboratory

Data through Jan 20, 2021 verified as of Jan 21, 2021 at 09:25 AM

Data in this report are provisional and subject to change.

The numbers in the table below represent the number of Florida and non-Florida residents for whom test results were received by the Department of Health. A person can be tested by more than one laboratory and can have both positive and negative results. **Therefore, the sum of the numbers in each column will be larger than the total number of people tested.**

Reporting lab	Inconclusive	Negative	Positive	Percent positive	Total
MINUTECLINIC DIAGNOSTIC OF OHIO #4401		1			1
THE HOSPITALS OF PROVIDENCE EMERGENCY ROOM			1	100%	1
TRUMAN MEDICAL CENTER - HOSPITAL HILL			1	100%	1
CEPERO PEDIATRICS PA			1	100%	1
CIRRUS DX			1	100%	1
FREEPORT ER DOX URGENT CARE		1			1
CVS MA2172POCT NORTH GRAFTON		1			1
Hearthstone Nursing and Rehabilitation Center		1			1
CIMA MEDICAL CENTER			1	100%	1
MEDCOR CORPORATE CLINIC			1	100%	1
WINDSOR WOODS REHAB & HEALTHCARE CTR			1	100%	1
HUMC		1			1
Jersey City Medical Center		1			1
CLINICAL TRIALS OF TAMPA LLC		1			1
DIXIE REGIONAL MEDICAL CENTER			1	100%	1
PUTNAM CO HOSPITAL-D/B/A ASBURY TOWERS		1			1
LIFELINK OF FLORIDA			1	100%	1
ICARE		1			1
THE LITTLE CLINIC LLC			1	100%	1
LIFE CARE CENTER OF GWINNETT		1			1
PALM BEACH DIABETES AND ENDOCRINE SPECIALISTS, PA			1	100%	1
TIMPANOGOS REGIONAL HOSPITAL			1	100%	1
CVS GA2147POCT KENNESAW		1			1
NEW YORK PRESBYTERIAN HOSPITAL			1	100%	1
HUDSON REGIONAL HOSPITAL			1	100%	1
PALM SPRINGS GENERAL HOSPITAL			1	100%	1
MINUTECLINIC # 21110			1	100%	1
BARRINGTON TERRACE NAPLES			1	100%	1
TRIPLE O MEDICAL SERVICES INC			1	100%	1
NORTH OKALOOSA CLINIC CORP		1			1
Kroger - KR070600172		1			1
ST PETE DIRECT PRIMARY CARE		1			1
SUSAN F. WILLIAMS M.D., P.A.			1	100%	1
Caldwell Care		1			1
DASCENA LAB			1	100%	1
SHANNON CLARK OD, PA			1	100%	1
SLIDELL MEMORIAL HOSPITAL			1	100%	1
NORTHSIDE HOSPITAL DULUTH			1	100%	1
ANMED HEALTH MEDICAL CENTER			1	100%	1
UNIVERSITY OF MARYLAND PATHOLOGY ASSOCIATES			1	100%	1
DAUGHTERS OF SARAH NURSING CENTER		1			1
SOUTH TAMPA AFTER HOURS CLINIC			1	100%	1
BIOMERIEUX			1	100%	1
WASHINGTONVILLE PHARMACY INC		1			1
OCALA REGIONAL KIDNEY CENTER EAST			1	100%	1
PARTNERS IN PRIMARY CARE		1			1
MED BAR LLC		1			1

COVID-19: testing by laboratory

Data through Jan 20, 2021 verified as of Jan 21, 2021 at 09:25 AM

Data in this report are provisional and subject to change.

The numbers in the table below represent the number of Florida and non-Florida residents for whom test results were received by the Department of Health. A person can be tested by more than one laboratory and can have both positive and negative results. **Therefore, the sum of the numbers in each column will be larger than the total number of people tested.**

Reporting lab	Inconclusive	Negative	Positive	Percent positive	Total
ALLIED PHYSICIANS GROUP		1			1
FHPG SURGICAL ASSOCIATES OF EAST PASCO			1	100%	1
IM&P WELLNES CENTER			1	100%	1
NEW ERA HEALTH CENTER INC		1			1
CARE POINT HEALTH AND WELLNESS CENTER		1			1
ST. MICHAEL'S ELITE HOSPITAL			1	100%	1
HALIFAX HEALTH PRIMARY CARE ORMOND			1	100%	1
BROADWAY HEALTH FLORIDA MEDICAL CLINIC URGENT CARE			1	100%	1
TRAVIS LEE THOMPSON MD			1	100%	1
NORTH CAROLINA STATE LABORATORY OF PUBLIC HEALTH, SPECTRUM LAB NETWORK			1	100%	1
OCALA RKC EAST HEMO #1			1	100%	1
TWELVE OAKS RECOVERY CENTER			1	100%	1
CVS RI1717POCT 1 CVS DR			1	100%	1
Kroger 390 - The Little Clinic North College Hill		1			1
BUFFALO CROSSINGS HEALTHCARE AND REHABILITATION CENTER			1	100%	1
Vibrantlife of El Paso Rehabilitation Center			1	100%	1
ADVANCE FAMILY PRACTICE LLC			1	100%	1
AURORA MEDICAL CENTER-KENOSHA			1	100%	1
CVS OH2486POCT NILES			1	100%	1
LabCorp L#09258295 M#09258285			1	100%	1
TREASURE COAST MEDICAL CONCIERGE LLC			1	100%	1
USC VERDUGO HILLS HOSPITAL			1	100%	1
FAMILY MEDICAL CENTERS			1	100%	1
CONCORDIA MANOR			1	100%	1
CULVER CITY URGENT CARE			1	100%	1
HEALTH ALLIANCE			1	100%	1
LCMC LAB SUBSECTION		1			1
AURORA CONSOLIDATED LABORATORY			1	100%	1
MANOR CARE OF DELRAY BEACH FL LLC		1			1
HILTON HEAD HOSPITAL/INPATIENT			1	100%	1
IRA FIALKO DO			1	100%	1
SIGNATURE CARE MEMORIAL CITY			1	100%	1
ALPHA CLINICAL LABORATORY CORP.			1	100%	1
Riviera Health Resort		1			1
Lutheran Community at Telford		1			1
CORNERSTONE PEDIATRICS			1	100%	1
The Center at Centennial			1	100%	1
SPHERE DX			1	100%	1
SUTTER GOULD MEDICAL FOUNDATION			1	100%	1
Kroger 368 - The Little Clinic Frankfort West		1			1
LARKIN COMMUNITY HOSPITAL PALM SPRINGS CAMPUS			1	100%	1
ELLIS HOSPITAL URGENT CARE CENTER LAB		1			1
Walgreens #9278		1			1
SACRED HEART HOSPITAL NURSING			1	100%	1
PENNY PEDIATRICS		1			1
VETERANS AFFAIRS MEDICAL CENTER - EAST ORANGE			1	100%	1
CATHEDRAL GERONTOLOGY CENTER DBA CATHEDRAL CARES			1	100%	1

COVID-19: testing by laboratory

Data through Jan 20, 2021 verified as of Jan 21, 2021 at 09:25 AM

Data in this report are provisional and subject to change.

The numbers in the table below represent the number of Florida and non-Florida residents for whom test results were received by the Department of Health. A person can be tested by more than one laboratory and can have both positive and negative results. **Therefore, the sum of the numbers in each column will be larger than the total number of people tested.**

Reporting lab	Inconclusive	Negative	Positive	Percent positive	Total
Victory Health and Rehabilitation			1	100%	1
Hillside Manor Rehabilitation and Extended Care Center		1			1
ALLEGANY COUNTY DEPARTMENT OF HEALTH		1			1
ST. JOHN HOSPITAL & MEDICAL CENTER			1	100%	1
APOPKA FAMILY HEALTH CENTER			1	100%	1
EXCEPTIONAL EMERGENCY CENTER			1	100%	1
CVS MO5724POCT KANSAS CITY		1			1
ST JOHNS EPISCOPAL HOSPITAL SOUTH SHORE		1			1
CORIZON HEALTH INC			1	100%	1
MEDEXPRESS URGENT CARE - LAWRENCE		1			1
PHYSICIANS PRIMARY CARE LEHIGH PEDS			1	100%	1
OAKMONTE VILLAGE OF DAVIE			1	100%	1
CARESPOT - OCOEE			1	100%	1
HEALTHCARE ASSOCIATES OF IRVING, LLP			1	100%	1
MEDPOST - NORTH DALLAS			1	100%	1
MERITUS MEDICAL CENTER			1	100%	1
SAINT BARNABAS MEDICAL CENTER		1			1
FIVE STAR PREMIER RESIDENCES OF POMPANO BEACH			1	100%	1
XSTREMEMD			1	100%	1
LOGAN COUNTY HOSPITAL			1	100%	1
DIAMOND SPEEDWAY DIALYSIS			1	100%	1
RESIDENCES AT MIAMI / REIGN GARDENS LLC, THE			1	100%	1
WESTON COUNTY HEALTH SERVICES			1	100%	1
PRIMACARE MEDICAL LAKEWOOD			1	100%	1
THE CLINIC ON SIXTH			1	100%	1
PM PEDIATRICS PC			1	100%	1
DOCTORS CARE - AIKEN MALL			1	100%	1
WELLMED AT LINEBAUGH AVE			1	100%	1
Kroger 717 - The Little Clinic Dolphin Drive			1	100%	1
Kroger - KR070300083			1	100%	1
PULMONARY MEDICINE		1			1
DEVLAB, LLC			1	100%	1
Brio of Johnston		1			1
Tremont Health & Rehabilitation Center		1			1
NHC HealthCare St. Charles		1			1
Excel Care Center			1	100%	1
MINUTECLINIC DIAG OF IND, LLC #6908		1			1
HCR ManorCare Greentree		1			1
SHARON REGIONAL MEDICAL CENTER			1	100%	1
DIGNITY HEALING LLC			1	100%	1
SOUTHEASTERN INTEGRATED MEDICAL PL			1	100%	1
RAMBAM URGENT CARE			1	100%	1
URGENT CARE OF FORT LAUDERDALE INC			1	100%	1
APPLECARE VALDOSTA			1	100%	1
FOUNDATION LABORATORY			1	100%	1
NIBHA MEDIRATTA MD PL			1	100%	1
Cortland Acres Association		1			1

COVID-19: testing by laboratory

Data through Jan 20, 2021 verified as of Jan 21, 2021 at 09:25 AM

Data in this report are provisional and subject to change.

The numbers in the table below represent the number of Florida and non-Florida residents for whom test results were received by the Department of Health. A person can be tested by more than one laboratory and can have both positive and negative results. **Therefore, the sum of the numbers in each column will be larger than the total number of people tested.**

Reporting lab	Inconclusive	Negative	Positive	Percent positive	Total
Village Crest Center for Health & Rehabilitation		1			1
CHATEAU MADELEINE - SENIOR LIVING & MEMORY CARE			1	100%	1
SUMMERFIELD PAIN MANAGEMENT			1	100%	1
LEE MEMORIAL HOSPITAL OUTPATIENT SURGERY CENTER			1	100%	1
VIVEX/UMTB BIOMEDICAL			1	100%	1
CORDOVA FAMILY PRACTICE			1	100%	1
MISSOURI DEPARTMENT OF HEALTH AND SENIOR SERVICES - STATE PH LAB		1			1
EDGAR PRICE FAMILY & CHILDREN HEALTHCARE CENTER			1	100%	1
BEAUFORT MEMORIAL			1	100%	1
ROAN MOUNTAIN MEDICAL CENTER			1	100%	1
THE CHILDREN'S HOSPITAL OF PHILADELPHIA		1			1
NORTH SHORE HEMATOLOGY-ONCOLOGY ASSOCI		1			1
LAB PLUS, LLC			1	100%	1
ADVENT HEALTH - OWASA			1	100%	1
Kroger 409 - The Little Clinic Hebron Marketplace			1	100%	1
SOUTHERN FAMILY HEALTH			1	100%	1
HELGEMO & LIQU PEDIATRICS			1	100%	1
PEDIATRIC URGENT CARE CENTR OF FORT WORTH-LA GRAN			1	100%	1
NAPHCARE INC		1			1
JOHN PETER SMITH HOSPITAL- OB TRIAGE			1	100%	1
MIDDLETON PEDIATRICS			1	100%	1
MEDEXPRESS URGENT CARE - BECKLEY		1			1
CARTERSVILLE MEDICAL CENTER			1	100%	1
NORTH WEST FLORIDA DIAGNOSTIC ENOCRINOLOGY CLINIC			1	100%	1
LABORATORIO MEDICO CENTRAL CONDOMINO MD			1	100%	1
KIDS CARE PEDIATRICS PA			1	100%	1
VIVIAN SIMMONS FAMILY PRACTICE			1	100%	1
NEW YORK CITY DEPARTMENT OF HEALTH			1	100%	1
CVS SC7556POCT WEST COLUMBIA		1			1
El Paso Health Care Center			1	100%	1
RCA LABORATORY SERVICES LLC			1	100%	1
MEMORIAL SATILLA HEALTH			1	100%	1
MADISON AT OVIEDO			1	100%	1
BAYOU URGENT CARE			1	100%	1
Kroger 618 - The Little Clinic Trail Creek Village		1			1
CVS PA5241POCT CHALFONT		1			1
MEDEXPRESS URGENT CARE - MARTINSVILLE		1			1
CELEBRATION FAMILY PHYSICIANS LLC			1	100%	1
ST. LUKE'S HOSPITAL			1	100%	1
ADVENTHEALTH IMAGING LAKE NONA			1	100%	1
CHRISTUS GOOD SHEPHERD MEDICAL CENTER			1	100%	1
CVS IL7017POCT BLOOMINGTON		1			1
Integrity Healthcare of Carbondale			1	100%	1
VISTA DEL SOL MED ASSOC		1			1
UNIVERSITY OF MIAMI MILLER SCHOOL			1	100%	1
LOURDES URGENT CARE			1	100%	1
C A R E S		1			1

COVID-19: testing by laboratory

Data through Jan 20, 2021 verified as of Jan 21, 2021 at 09:25 AM

Data in this report are provisional and subject to change.

The numbers in the table below represent the number of Florida and non-Florida residents for whom test results were received by the Department of Health. A person can be tested by more than one laboratory and can have both positive and negative results. **Therefore, the sum of the numbers in each column will be larger than the total number of people tested.**

Reporting lab	Inconclusive	Negative	Positive	Percent positive	Total
LOPEZ		1			1
UF HEALTH - WILDLIGHT			1	100%	1
Birmingham Nursing & Rehab Center		1			1
MINUTECLINIC DIAG OF IND, LLC #6250		1			1
NICKLAUS CHILDREN'S DORAL OUTPATIENT CENTER			1	100%	1
ADVENTHEALTH MEDICAL GROUP PEDIATRICS DIABETES &			1	100%	1
COVID RAPID LABS			1	100%	1
JUPITER PEDIATRIC ASSOCIATES, PA			1	100%	1
WELL HEALTH LABS			1	100%	1
ULTIMATE ANALYSIS LABORATORY			1	100%	1
WELLOW URGENT CARE-OSWEGO			1	100%	1
CONCIERGE INTERNAL MEDICINE ASSOCIATES			1	100%	1
INNOVATIVE CARE II LLC			1	100%	1
VERITAS GENETICS, INC.			1	100%	1
FIT4LIFE MEDICAL CENTER			1	100%	1
HEALTH PLUS SUNRISE MEDICAL OFFICE			1	100%	1
VANAJA SUREDDI MD PA			1	100%	1
Bivins Pointe			1	100%	1
ATLANTIC DIAGNOSTICS			1	100%	1
INDIAN RIVER CLINICAL LABORATORY, INC.		1			1
STAMFORD HOSPITAL			1	100%	1
SIGNATURE CARE COLLEGE STATION			1	100%	1
DAYTONA BEACH CENTRA CARE			1	100%	1
OPTIMAL MEDICINE INC		1			1
REGIONAL MED CTR BAYONET POINT			1	100%	1
MENORAH MANOR			1	100%	1
PAUL C SCHWARTZ & MELVIN L WEIDMAN		1			1
Bon Secours Place			1	100%	1
FLORIDA HOSPITAL ORMOND BEACH			1	100%	1
Community Compassion Center of Batesville			1	100%	1
MEDEXPRESS URGENT CARE-MEADVILLE			1	100%	1
FLORIDA DIGESTIVE AND LIVER SPECIALISTS			1	100%	1
PRIMARY CARE GROUP LLC		1			1
MAURY REGIONAL MEDICAL CENTER		1			1
Eagle Health and Rehabilitation		1			1
Dugan Memorial Home		1			1
DOC PAM PA		1			1
ST.ELIZABETH HEALTH CENTER	1				1
MOBILE MEDICAL CLINIC			1	100%	1
Mercy Manor Transition Center			1	100%	1
BROOKSHIRE, THE			1	100%	1
LOUIS STOKES CLEVELAND VA MEDICAL CENTER			1	100%	1
COMMUNITY HOSPITALS INDIANAPOLIS			1	100%	1
NORTHWEST FLORIDA SPECIALTY PHYSICIANS LLC		1			1
NORTH SHORE MEDICAL CENTER - SALEM HOSPITAL			1	100%	1
441 URGENT CARE CENTER - BROWNWOOD			1	100%	1
Florence Home		1			1

COVID-19: testing by laboratory

Data through Jan 20, 2021 verified as of Jan 21, 2021 at 09:25 AM

Data in this report are provisional and subject to change.

The numbers in the table below represent the number of Florida and non-Florida residents for whom test results were received by the Department of Health. A person can be tested by more than one laboratory and can have both positive and negative results. **Therefore, the sum of the numbers in each column will be larger than the total number of people tested.**

Reporting lab	Inconclusive	Negative	Positive	Percent positive	Total
Kroger 126 - The Little Clinic Cottonwood		1			1
Falmouth By The Sea			1	100%	1
MEDOR/ACC SYNCHRONY			1	100%	1
FRANKLIN CBOC			1	100%	1
EVERGREEN NURSING HOME		1			1
PINNACLE DIALYSIS		1			1
COLONIAL VILLA GOOD SAMARITAN CENTER		1			1
Northern Nevada State Veterans Home		1			1
WAYNE COUNTY PUBLIC HEALTH		1			1
GATEWAY LABORATORIES		1			1
PRACTITIONERS IN MOTION			1	100%	1
CLUB HEALTH AND REHABILITATION CENTER, THE		1			1
LADY OF THE SEA HOSPITAL LAB			1	100%	1
SYNERGENE LABORATORY			1	100%	1
ACCESS HEALTH CARE PHYSICIANS LLC			1	100%	1
ST JOHN'S MEDICAL CENTER, TETON VILLAGE			1	100%	1
NEW ERA COMMUNITY HEALTH CENTER LLC		1			1
LANTANA HC LAB			1	100%	1
LITTLE COMPANY OF MARY HOSPITAL			1	100%	1
OHIOHEALTH URGENT CARE			1	100%	1
TRUCARE LIVING CENTERS - SELMA			1	100%	1
MEDEX CLINIC LLC			1	100%	1
Redwood Springs Healthcare			1	100%	1
FELD ENTERTAINMENT			1	100%	1
PALMS OF FT MYERS,THE			1	100%	1
MEDIPLUS CLINIC, INC			1	100%	1
MID FLORIDA BIOLOGICALS			1	100%	1
ADVENTHEALTH DURAND			1	100%	1
RABI SINHA, MD		1			1
RIDGEFIELD PEDIATRIC ASSOCIATES		1			1
HOLSTON MEDICAL GROUP		1			1
CONSULATE HEALTH CARE OF VERO BEACH			1	100%	1
ADVANCED URGENT CARE PLLC		1			1
BEAUMONT HOSPITAL, GROSSE POINTE			1	100%	1
GRAND VILLA OF LAKELAND		1			1
BAPTIST HOSPITAL NURSING/PATIENT CARE			1	100%	1
REGIONAL MEDICAL LABORATORY			1	100%	1
MEDEXPRESS URGENT CARE - PATRICK STREE			1	100%	1
Kroger 522 - The Little Clinic Gahanna		1			1
BRUSHY CREEK FAMILY HOSPITAL			1	100%	1
PEDIATRIC ASSOCIATES - DORAL			1	100%	1
HAVASU REGIONAL MEDICAL CENTER			1	100%	1
CARENOW-MONTGOMERY			1	100%	1
Kroger 524 - The Little Clinic Iron Bridge Road		1			1
HIGHLANDS COUNTY FIRE RESCUE		1			1
EDWARD HOSPITAL			1	100%	1
STUYVESANT URGENT CARE		1			1

COVID-19: testing by laboratory

Data through Jan 20, 2021 verified as of Jan 21, 2021 at 09:25 AM

Data in this report are provisional and subject to change.

The numbers in the table below represent the number of Florida and non-Florida residents for whom test results were received by the Department of Health. A person can be tested by more than one laboratory and can have both positive and negative results. **Therefore, the sum of the numbers in each column will be larger than the total number of people tested.**

Reporting lab	Inconclusive	Negative	Positive	Percent positive	Total
PALMETTO PRIMARY CARE PHYSICIANS			1	100%	1
COASTAL SKIN SURGERY AND DERMATOLOGY PL		1			1
INDUSTRY LAB DIAGNOSTIC PARTNERS			1	100%	1
PORTSMOUTH REG. HOSPITAL			1	100%	1
CVS TX1104POCT ALLEN		1			1
DONALSONVILLE HOSPITAL			1	100%	1
NORTH FL SOUTH GA HCS-LAKE CITY			1	100%	1
FLORIDA DEPARTMENT OF HEALTH IN CITRUS COUNTY		1			1
DEL PRADO MEDICAL CENTER, INC		1			1
UNITED HEALTHCARE			1	100%	1
LANGLEY DIALYSIS			1	100%	1
PROSPECT URGENT CARE			1	100%	1
SUNCOAST BEHAVIORAL HEALTH CENTER			1	100%	1
TARRYTOWN PHARMACY			1	100%	1
APOLLOMDX LLC			1	100%	1
PALM WEST INTERNIST PA			1	100%	1
ROSE HAVEN NURSING CENTER		1			1
SOUTHEASTERN HEALTH FACILITES, INC		1			1
PENINSULA REGIONAL MED CTR LAB			1	100%	1
Heartland of Perrysburg		1			1
Kroger 339 - The Little Clinic Highlands - Bardstown Road		1			1
FLAGLER PROFESSIONAL HEALTH CARE SERVICES INC		1			1
RIVERSIDE MEDICAL CENTER		1			1
ADVENTHEALTH HOSPICE CARE CENTRAL FLORIDA		1			1
BRUCE S WEST MD			1	100%	1
ATMORE COMMUNITY HOSPITAL			1	100%	1
WINDSOR MANOR			1	100%	1
Garden View Care Center at Dougherty Ferry		1			1
SANFORD LABORATORIES WATERTOWN			1	100%	1
Robert Wood Johnson University Hospital			1	100%	1
SOUTHWEST ORLANDO FAMILY MEDICINE, PL			1	100%	1
CAREFIRST URGENT CARE - BEECHMONT			1	100%	1
Lemont Nursing and Rehab Center			1	100%	1
Kroger 379 - The Little Clinic Stony Brook		1			1
CVS NC3853POCT BURLINGTON		1			1
Livingston County Center for Nursing and Rehabilitation		1			1
SEACOAST PATHOLOGY PROFESSIONAL ASSOC		1			1
Winter Park Care and Rehab			1	100%	1
Carington Park			1	100%	1
OAKMONT WEST- GREENVILLE SC		1			1
SKYRIDGE CLINICAL ASSOCIATES		1			1
FLORIDA MEDICAL CLINIC PA GI			1	100%	1
VA ST LOUIS HEALTH CARE SYSTEM			1	100%	1
MOUNT SINAI AVENTURA DIAGNOSTIC CENTER			1	100%	1
DILELLA			1	100%	1
EASTSIDE MEDICAL CLINIC		1			1
WEST VIRGINIA LABORATORIES			1	100%	1

COVID-19: testing by laboratory

Data through Jan 20, 2021 verified as of Jan 21, 2021 at 09:25 AM

Data in this report are provisional and subject to change.

The numbers in the table below represent the number of Florida and non-Florida residents for whom test results were received by the Department of Health. A person can be tested by more than one laboratory and can have both positive and negative results. **Therefore, the sum of the numbers in each column will be larger than the total number of people tested.**

Reporting lab	Inconclusive	Negative	Positive	Percent positive	Total
THE EDGEWATER AND WATERMAN VILLAGE			1	100%	1
MEDEXPRESS URGENT CARE, EDWARDSVILLE		1			1
DEPT OF VA MEDICAL CENTER - MIAMI			1	100%	1
Harris Hill Nursing Facility		1			1
KIDSVILLE PEDIATRICS III PA			1	100%	1
INHEALTH LIFE SCIENCES LLC			1	100%	1
CITRUS HEALTH NETWORK INC			1	100%	1
Rehab Select of Talladega		1			1
Community Care Center of Heritage House, LLC			1	100%	1
MEDEXPRESS URGENT CARE - BROOKHAVEN		1			1
VISTA LAKE ASSISTED LIVING			1	100%	1
MC DIAGNOSTIC OF CONNECTICUT, PC #114		1			1
MEDEXPRESS URGENT CARE - WAYNESBURG		1			1
ST LUCIE COUNTY HEALTH DEPARTMENT			1	100%	1
CUSTOM SCRIPTS PHARMACY		1			1
RAJ K PAI MD PA			1	100%	1
Chateau Living Center			1	100%	1
PHYSICIANS IMMEDIATE CARE			1	100%	1
Kroger 419 - The Little Clinic Farmington/Exeter		1			1
OPTUM OF HIALEAH		1			1
NEW MILFORD HOSPITAL			1	100%	1
A G RHODES HOME AT WESLEY WOODS		1			1
JAX FAMILY CARE		1			1
PLEASANT RIDGE MANOR WEST		1			1
METROPOLITAN			1	100%	1
STEWARD FLORIDA ALF, INC			1	100%	1
MEDEXPRESS URGENT CARE - WESTFIELD, E MAIN ST			1	100%	1
CORNERSTONE OF RECOVERY INC		1			1
Kroger 407 - The Little Clinic Lexington		1			1
BAXTER REGIONAL MEDICAL CENTER			1	100%	1
PARK AVENUE DERMATOLOGY NORTH			1	100%	1
UNIVERSITY COMMUNITY HEALTH SERVICES			1	100%	1
QUEST DIAGNOSTICS INCORPORATED			1	100%	1
EXPRESS TEST			1	100%	1
COMMUNITY MEDICAL CARE			1	100%	1
FREDERICK AVENUE GROUP HOME		1			1
FLORIDA HOSPITAL TRANSPLANT CENTER		1			1
MIAMI-DADE COUNTY HEALTH DEPT.		1			1
MISSISSIPPI VALLEY REGIONAL BLOOD CENTER			1	100%	1
HOWELL BRANCH COURT			1	100%	1
MDS PHARMA SERVICES		1			1
CONTINENTAL HOME HEALTH CARE INC			1	100%	1
MARINA DEL REY HOSPITAL LAB			1	100%	1
CVS NC7529POCT KNIGHTDALE		1			1
BASCOM PALMER-MICRO LAB			1	100%	1
MEDEXPRESS-DOVER		1			1
ARNOLD PALMER HOSPITAL LAB POCT		1			1

COVID-19: testing by laboratory

Data through Jan 20, 2021 verified as of Jan 21, 2021 at 09:25 AM

Data in this report are provisional and subject to change.

The numbers in the table below represent the number of Florida and non-Florida residents for whom test results were received by the Department of Health. A person can be tested by more than one laboratory and can have both positive and negative results. **Therefore, the sum of the numbers in each column will be larger than the total number of people tested.**

Reporting lab	Inconclusive	Negative	Positive	Percent positive	Total
BROOKDALE LAKE TAVARES			1	100%	1
STANDIFER PLACE		1			1
TWIN			1	100%	1
Cornerstone at the Ranch		1			1
SANTA CLARA VALLEY MEDICAL CENTER			1	100%	1
ORCHID TERRACE		1			1
Metairie Healthcare Center			1	100%	1
DELAWARE DEPARTMENT OF HEATH			1	100%	1
KNOX COMMUNITY HOSPITAL			1	100%	1
BRIAN C GRINER MD LLC			1	100%	1
LEGACY AT HIGHWOODS PRESERVE		1			1
DEVANSH LAB WERKS		1			1
NATION'S BEST CARE HOME HEALTH			1	100%	1
FAMILY MEDICAL CENTRE			1	100%	1
AURORA HEALTH CARE METRO INC			1	100%	1
CRUSADER COMMUNITY HEALTH			1	100%	1
MEDTOWN PHARMACY			1	100%	1
NASSAU COUNTY HEALTH DEPARTMENT-FERNANDINA BEACH C		1			1
GREENTREE MEDICAL CENTER			1	100%	1
HELIX BIOMEDICS LLC			1	100%	1
FLEMING ISLAND CENTER FOR CLINICAL RESEARCH		1			1
WY RETIREMENT CENTER		1			1
DOCTORS CARE - GREER		1			1
SWIFTCARE URGENT CARE, PLLC			1	100%	1
ST VINCENT'S AMBULATORY CARE INC			1	100%	1
BLUFFTON HEALTH CENTER			1	100%	1
BRONSON METHODIST HOSPITAL			1	100%	1
FLAGLER COUNTY BOARD OF COUNTY COMMISSIONERS			1	100%	1
BHS PHYSICIAN NETWORK			1	100%	1
MEMORIAL HERMANN HOSPITAL			1	100%	1
LITTLE FALLS HOSPITAL LABORATORY		1			1
ELKHART GENERAL HOSPITAL			1	100%	1
UT HEALTH RIO GRANDE VALLEY PRIMARY CARE AT			1	100%	1
MEMORIALCARE LONG BEACH MEDICAL CENTER			1	100%	1
ENCOMPASS HEALTH REHABILITATION			1	100%	1
BEAUMONT HOSPITAL			1	100%	1
EVENTIDE LUTHERAN HOME		1			1
FLORHAM PARK ENDOSCOPY CENTER		1			1
JACK M MATHENY II MD			1	100%	1
MID-FLORIDA CANCER CENTERS		1			1
SPECTRUM LABORATORY			1	100%	1
GOLDING-GRANADO MEDICAL ASSOCIATES		1			1
FORT LOUDOUN PRIMARY CARE		1			1
Kroger 895 - The Little Clinic Green Hills		1			1
MEMORIAL HOSPITAL OF TAMPA			1	100%	1
BEST CARE COMMUNITY AND FAMILY HEALTH CENTER INC			1	100%	1
SPRINGBROOK HOSPITAL			1	100%	1

COVID-19: testing by laboratory

Data through Jan 20, 2021 verified as of Jan 21, 2021 at 09:25 AM

Data in this report are provisional and subject to change.

The numbers in the table below represent the number of Florida and non-Florida residents for whom test results were received by the Department of Health. A person can be tested by more than one laboratory and can have both positive and negative results. **Therefore, the sum of the numbers in each column will be larger than the total number of people tested.**

Reporting lab	Inconclusive	Negative	Positive	Percent positive	Total
VIRGINIA UROLOGY		1			1
MEDEXPRESS URGENT CARE - BENTON		1			1
MINUTE CLINIC DIAGNOSTICS OF IN, LLC #6252		1			1
DEVLIN MANOR NURSING AND REHABILITATION		1			1
UHEALTH CARDIOLOGY			1	100%	1
SOUTH FLORIDA BAPTIST HOSPITAL			1	100%	1
TENNOVA ER - SANGO			1	100%	1
KAISER PERMANENTE REGIONAL REFERENCE LABORATORY		1			1
Lynwood		1			1
SUN CLINICAL LABORATORIES			1	100%	1
VALLEY HOSPITAL MEDICAL CENTER		1			1
AAA MEDICAL TESTING			1	100%	1
Alden North Shore			1	100%	1
MEDEXPRESS URGENT CARE - CONWAY		1			1
Mayfair Village Nursing Care Center		1			1
MEDEXPRESS URGENT CARE - RUSSELLVILLE, W MAIN ST		1			1
NEW SMYRNA BEACH AMBULATORY CARE CTR			1	100%	1
Crowne Place Assisted Living		1			1
THE TOLEDO HOSPITAL			1	100%	1
Total	73,944	14,012,187	2,066,910	13%	16,153,041