

COVID-19: summary of cases and monitoring

Data through Jan 19, 2021 verified as of Jan 20, 2021 at 09:25 AM

Data in this report are provisional and subject to change.

Cases: people with positive PCR or antigen test result		Cases: people with positive PCR or antigen test result	
Total cases		Risk factors for Florida residents	
Florida residents	1,571,840	Traveled	13,163
Non-Florida residents	29,171	Contact with a known case	587,554
Type of testing		Traveled and contact with a known case	17,824
Florida residents	1,571,840	Neither	953,299
Positive by BPHL/CDC	56,123	No travel and no contact	179,855
Positive by commercial/hospital lab	1,515,717	Travel is unknown	568,589
PCR positive	1,310,118	Contact is unknown	345,634
Antigen positive	261,722	Contact is pending	373,633
Non-Florida residents	29,171	Travel can be unknown and contact can be unknown or pending for the same case, these numbers will sum to more than the "neither" total.	
Positive by BPHL/CDC	741		
Positive by commercial/hospital lab	28,430		
PCR positive	20,900		
Antigen positive	8,271		
Characteristics			
Florida residents hospitalized	68,932		
Florida resident deaths	24,578		
Non-Florida resident deaths	387		
Hospitalized counts include anyone who was hospitalized at some point during their illness. It does not reflect the number of people currently hospitalized.			
More information on deaths identified through death certificate data is available on the National Center for Health Statistics website at www.cdc.gov/nchs/nvss/vsrr/COVID19/index.htm .			

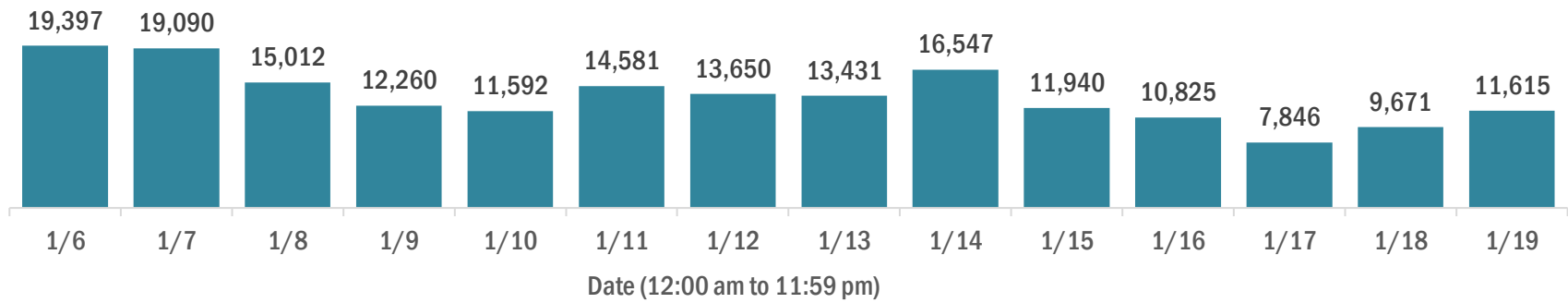
COVID-19: summary of laboratory testing

Data through Jan 19, 2021 verified as of Jan 20, 2021 at 09:25 AM

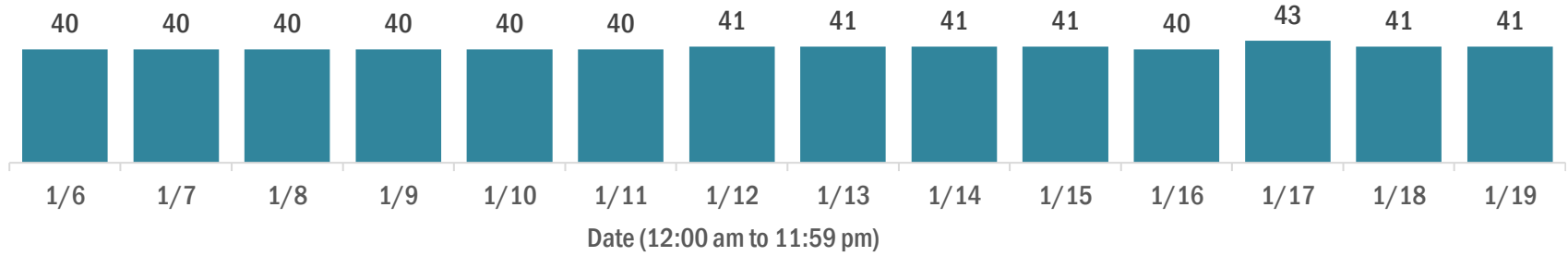
Data in this report are provisional and subject to change.

Cases in Florida residents per day for the past 2 weeks

Number of cases per day



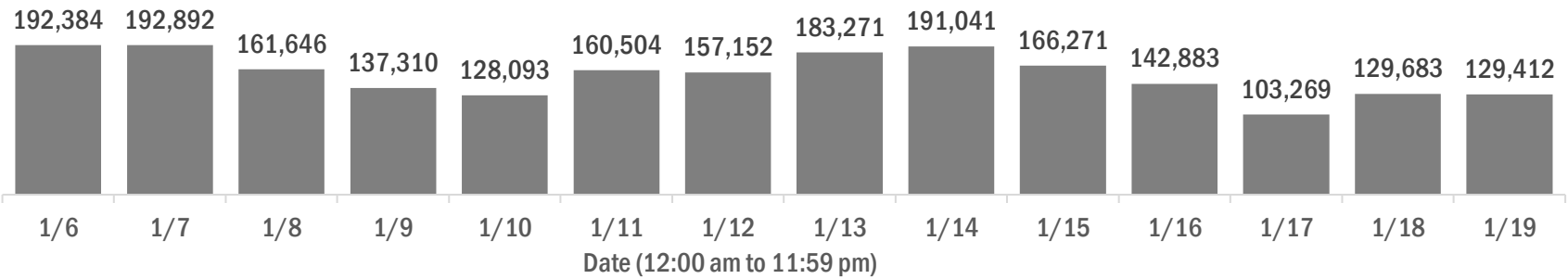
Median age of cases by day



Laboratory testing for Florida residents over the past 2 weeks

Number of Florida residents tested per day

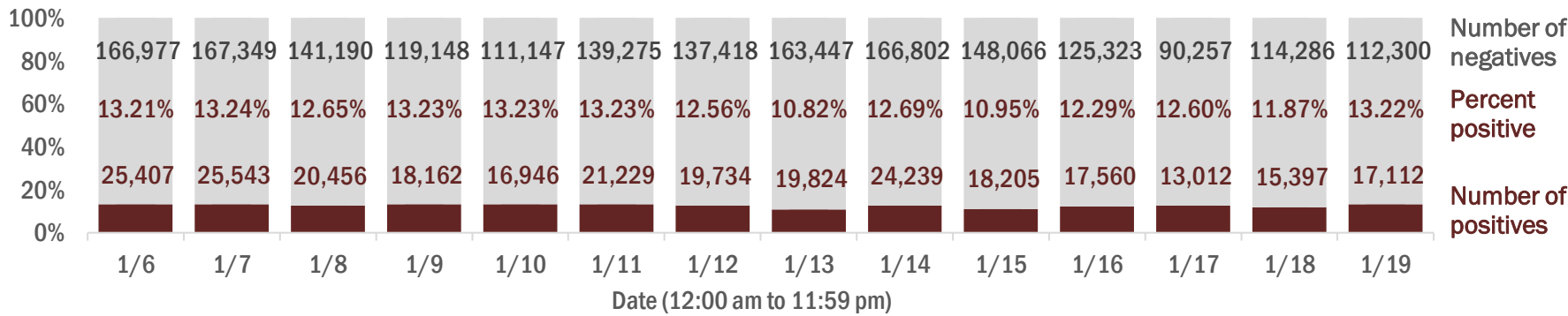
These counts include the number of people for whom the Department received PCR or antigen laboratory results by day. People tested on multiple days will be included for each day a new result was received. A person is only counted once for each day they are tested, regardless of whether multiple specimens are tested or multiple results are received.



Number and percent of Florida residents with positive test results

The percent of positive results ranged from 10.82% to 13.24% over the past 2 weeks and was 13.22% yesterday.

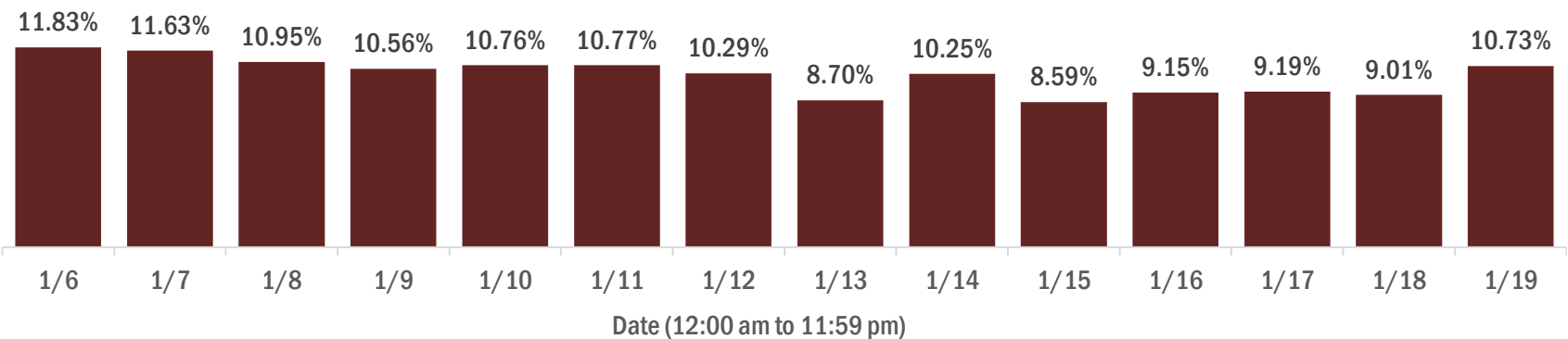
These counts include the number of people for whom the Department received PCR or antigen laboratory results by day. People tested on multiple days will be included for each day a new result was received. A person is only counted once for each day they are tested, regardless of whether multiple specimens are tested or multiple results are received. If a person has a positive specimen and a negative specimen in the same day, only the positive result is counted.



Percent positivity for new cases in Florida residents

The percent of positive results ranged from 8.59% to 11.83% over the past 2 weeks and was 10.73% yesterday.

This percent is the number of people who test PCR- or antigen-positive for the first time divided by all the people tested that day, excluding people who have previously tested positive.



COVID-19: characteristics of 29,171 Florida resident cases

Data through Jan 19, 2021 verified as of Jan 20, 2021 at 09:25 AM

Data in this report are provisional and subject to change.

Age group	Cases		Hospitalizations		Deaths	
0-4 years	29,395	<div><div></div></div> 2%	460	<div><div></div></div> 1%	0	0%
5-14 years	88,598	<div><div></div></div> 6%	421	<div><div></div></div> 1%	5	0%
15-24 years	242,531	<div><div></div></div> 15%	1,737	<div><div></div></div> 3%	36	0%
25-34 years	277,813	<div><div></div></div> 18%	3,489	<div><div></div></div> 5%	135	1%
35-44 years	244,646	<div><div></div></div> 16%	5,280	<div><div></div></div> 8%	381	2%
45-54 years	241,033	<div><div></div></div> 15%	8,042	<div><div></div></div> 12%	937	4%
55-64 years	206,745	<div><div></div></div> 13%	11,743	<div><div></div></div> 17%	2,662	11%
65-74 years	131,245	<div><div></div></div> 8%	14,166	<div><div></div></div> 21%	5,232	21%
75-84 years	73,179	<div><div></div></div> 5%	14,005	<div><div></div></div> 20%	7,369	30%
85+ years	35,460	<div><div></div></div> 2%	9,584	<div><div></div></div> 14%	7,821	32%
Unknown	1,195	<div><div></div></div> 0%	5	<div><div></div></div> 0%	0	0%
Total	1,571,840		68,932		24,578	

Gender	Cases	
Female	819,656	<div><div></div></div> 52%
Male	740,341	<div><div></div></div> 47%
Unknown	11,843	<div><div></div></div> 1%
Total	1,571,840	

Ethnicity	Cases		Hospitalizations		Deaths	
Hispanic	494,728	<div><div></div></div> 31%	17,983	<div><div></div></div> 26%	5,848	<div><div></div></div> 24%
Non-Hispanic	731,854	<div><div></div></div> 47%	47,349	<div><div></div></div> 69%	17,005	<div><div></div></div> 69%
Unknown	345,258	<div><div></div></div> 22%	3,600	<div><div></div></div> 5%	1,725	<div><div></div></div> 7%
Total	1,571,840		68,932		24,578	

Race and ethnicity	Cases		Hospitalizations		Deaths	
White	856,150	<div><div></div></div> 54%	44,408	<div><div></div></div> 64%	17,745	<div><div></div></div> 72%
Hispanic	328,899	<div><div></div></div> 21%	12,686	<div><div></div></div> 18%	4,627	<div><div></div></div> 19%
Non-Hispanic	461,835	<div><div></div></div> 29%	30,256	<div><div></div></div> 44%	12,277	<div><div></div></div> 50%
Unknown	65,416	<div><div></div></div> 4%	1,466	<div><div></div></div> 2%	841	<div><div></div></div> 3%
Black	205,660	<div><div></div></div> 13%	14,529	<div><div></div></div> 21%	4,083	<div><div></div></div> 17%
Hispanic	11,716	<div><div></div></div> 1%	603	<div><div></div></div> 1%	157	<div><div></div></div> 1%
Non-Hispanic	175,731	<div><div></div></div> 11%	13,594	<div><div></div></div> 20%	3,771	<div><div></div></div> 15%
Unknown	18,213	<div><div></div></div> 1%	332	<div><div></div></div> 0%	155	<div><div></div></div> 1%
Other race	226,736	<div><div></div></div> 14%	7,874	<div><div></div></div> 11%	1,951	<div><div></div></div> 8%
Hispanic	115,028	<div><div></div></div> 7%	4,241	<div><div></div></div> 6%	904	<div><div></div></div> 4%
Non-Hispanic	76,926	<div><div></div></div> 5%	3,265	<div><div></div></div> 5%	872	<div><div></div></div> 4%
Unknown	34,782	<div><div></div></div> 2%	368	<div><div></div></div> 1%	175	<div><div></div></div> 1%
Unknown race	283,294	<div><div></div></div> 18%	2,121	<div><div></div></div> 3%	799	<div><div></div></div> 3%
Hispanic	39,085	<div><div></div></div> 2%	453	<div><div></div></div> 1%	160	<div><div></div></div> 1%
Non-Hispanic	17,362	<div><div></div></div> 1%	234	<div><div></div></div> 0%	85	<div><div></div></div> 0%
Unknown	226,847	<div><div></div></div> 14%	1,434	<div><div></div></div> 2%	554	<div><div></div></div> 2%
Total	1,571,840		68,932		24,578	

Hospitalization counts include anyone who was hospitalized at some point during their illness. It does not reflect the number of people currently hospitalized. **Other race** includes any person with a race of American Indian/Alaskan native, Asian, native Hawaiian/Pacific Islander, or other.

COVID-19: deaths in Florida residents and staff of long-term care facilities

Data through Jan 19, 2021 verified as of Jan 20, 2021 at 09:25 AM

Data in this report are provisional and subject to change.

For current cases in residents or staff of long-term care facilities, please visit: <https://floridahealthcovid19.gov/>

County	Deaths		County	Deaths		County	Deaths	
Dade	937	<div></div> 10%	Martin	134	<div></div> 1%	Okeechobee	16	<div></div> 0%
Palm Beach	882	<div></div> 10%	Hernando	129	<div></div> 1%	Calhoun	13	<div></div> 0%
Pinellas	755	<div></div> 8%	Osceola	117	<div></div> 1%	Gadsden	12	<div></div> 0%
Broward	545	<div></div> 6%	Charlotte	106	<div></div> 1%	Gulf	12	<div></div> 0%
Hillsborough	462	<div></div> 5%	Clay	91	<div></div> 1%	Washington	12	<div></div> 0%
Polk	384	<div></div> 4%	Indian River	91	<div></div> 1%	Baker	11	<div></div> 0%
Brevard	316	<div></div> 4%	Jackson	80	<div></div> 1%	Jefferson	10	<div></div> 0%
Duval	306	<div></div> 3%	Leon	73	<div></div> 1%	Holmes	8	<div></div> 0%
Lee	305	<div></div> 3%	St. Johns	66	<div></div> 1%	Lafayette	8	<div></div> 0%
Sarasota	304	<div></div> 3%	Bay	64	<div></div> 1%	Wakulla	8	<div></div> 0%
Orange	294	<div></div> 3%	Highlands	62	<div></div> 1%	Desoto	6	<div></div> 0%
Volusia	228	<div></div> 3%	Suwannee	56	<div></div> 1%	Bradford	5	<div></div> 0%
St. Lucie	212	<div></div> 2%	Santa Rosa	55	<div></div> 1%	Flagler	4	<div></div> 0%
Marion	204	<div></div> 2%	Alachua	48	<div></div> 1%	Levy	4	<div></div> 0%
Escambia	200	<div></div> 2%	Columbia	44	<div></div> 0%	Monroe	3	<div></div> 0%
Seminole	194	<div></div> 2%	Sumter	36	<div></div> 0%	Taylor	3	<div></div> 0%
Pasco	167	<div></div> 2%	Nassau	28	<div></div> 0%	Hardee	2	<div></div> 0%
Collier	163	<div></div> 2%	Putnam	24	<div></div> 0%	Dixie	1	<div></div> 0%
Manatee	162	<div></div> 2%	Walton	21	<div></div> 0%	Franklin	1	<div></div> 0%
Citrus	147	<div></div> 2%	Hendry	20	<div></div> 0%	Liberty	1	<div></div> 0%
Lake	145	<div></div> 2%	Madison	18	<div></div> 0%			
Okaloosa	136	<div></div> 2%	Gilchrist	17	<div></div> 0%			
						Total	8,968	

Note: cases are summarized by the county of usual residence. Residents and staff may be cases associated with facilities that are not in their county of usual residence, resulting in cases being included below for counties that do not have facilities with known cases.

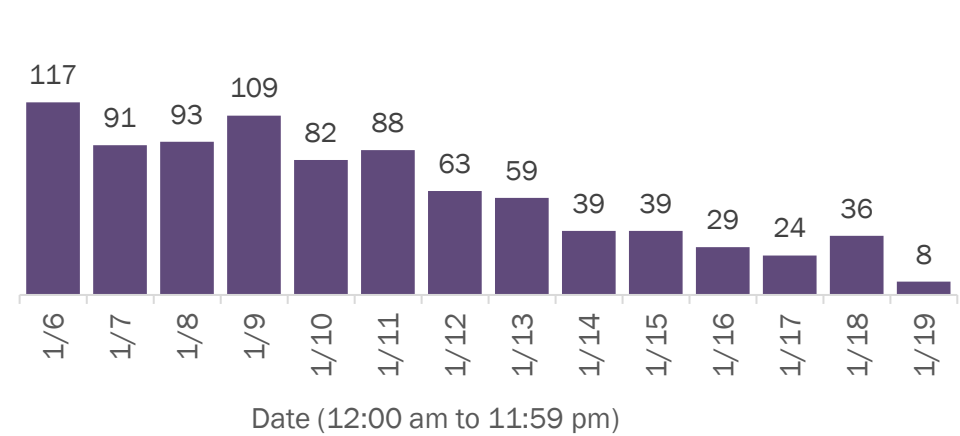
COVID-19: cases in Florida residents who have died

Data through Jan 19, 2021 verified as of Jan 20, 2021 at 09:25 AM

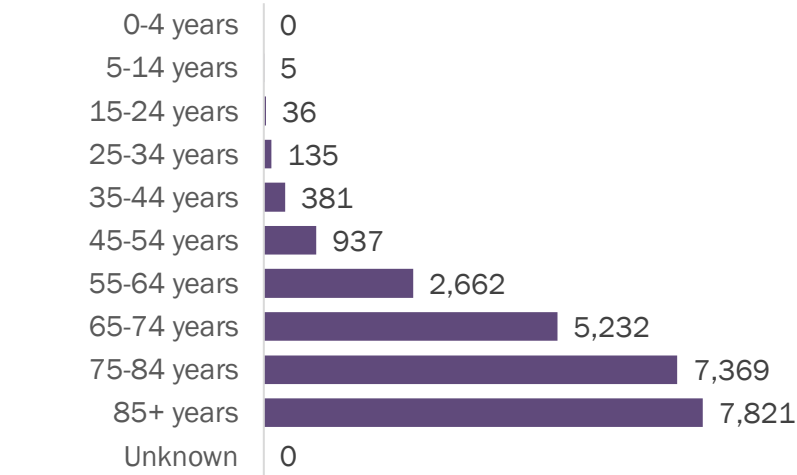
Data in this report are provisional and subject to change.

Demographics for all identified COVID-19 deaths: 24,578

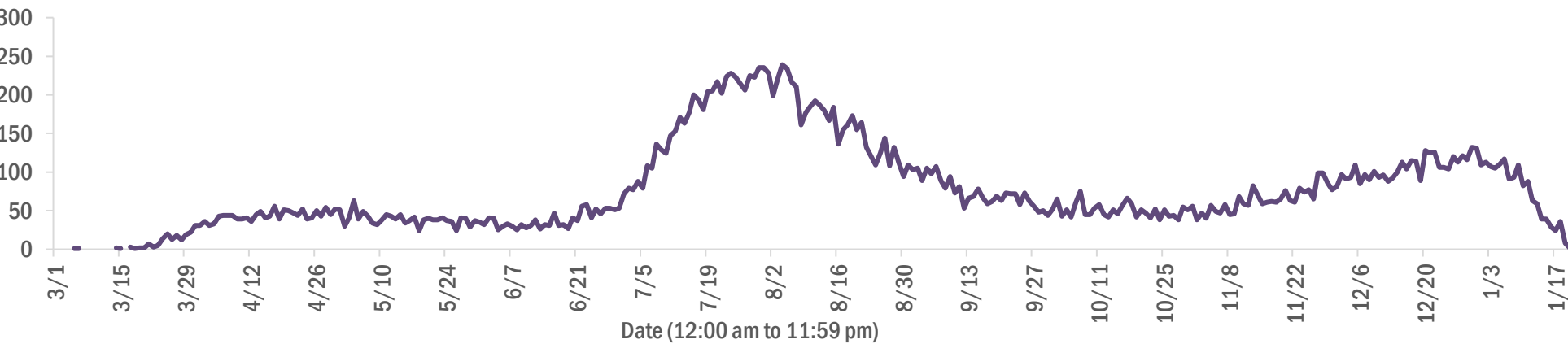
Deaths by date of death for the past 2 weeks



Deaths by age group



Deaths by date of death since March 2020



Age group	Deaths	Cases	Case fatality rate	Mortality rate per 100,000 population
0-4 years	0	29,395	0.0%	0.0
5-14 years	5	88,598	0.0%	0.2
15-24 years	36	242,531	0.0%	1.4
25-34 years	135	277,813	0.0%	4.8
35-44 years	381	244,646	0.2%	14.6
45-54 years	937	241,033	0.4%	33.6
55-64 years	2,662	206,745	1.3%	92.0
65-74 years	5,232	131,245	4.0%	215.6
75-84 years	7,369	73,179	10.1%	524.8
85+ years	7,821	35,460	22.1%	1354.2
Unknown	0	1,195	0.0%	
Total	24,578	1,571,840	1.6%	113.8

Gender	Deaths	Cases	Case fatality rate	Mortality rate per 100,000 population
Male	13,786	740,341	1.9%	130.6
Female	10,792	819,656	1.3%	97.7
Unknown	0	11,843	0.0%	
Total	24,578	1,571,840	1.6%	113.8

Race	Deaths	Cases	Case fatality rate	Mortality rate per 100,000 population
White	17,745	856,150	2.1%	106.3
Black	4,083	205,660	2.0%	111.6
Other	1,951	226,736	0.9%	156.8
Unknown	799	283,294	0.3%	
Total	24,578	1,571,840	1.6%	113.8

Ethnicity	Deaths	Cases	Case fatality rate	Mortality rate per 100,000 population
Hispanic	5,848	494,728	1.2%	103.0
Non-Hispanic	17,005	731,854	2.3%	106.8
Unknown	1,725	345,258	0.5%	
Total	24,578	1,571,840	1.6%	113.8

COVID-19: characteristics of 1,571,840 cases

Data through Jan 19, 2021 verified as of Jan 20, 2021 at 09:25 AM

Data in this report are provisional and subject to change.

Tables below include cases in Florida residents and non-Florida residents.

All 67 Florida counties have cases:

County	FL resident cases		Non-FL resident cases	Total cases	FL resident deaths	FL death rate
Dade	346,090	<div></div> 22%	4,162	350,252	4,630	1.3%
Broward	159,701	<div></div> 10%	1,923	161,624	1,998	1.3%
Palm Beach	97,791	<div></div> 6%	1,588	99,379	2,061	2.1%
Orange	94,235	<div></div> 6%	1,171	95,406	850	0.9%
Hillsborough	93,223	<div></div> 6%	789	94,012	1,198	1.3%
Duval	74,941	<div></div> 5%	1,230	76,171	857	1.1%
Pinellas	53,872	<div></div> 3%	1,369	55,241	1,206	2.2%
Lee	47,576	<div></div> 3%	1,540	49,116	742	1.6%
Polk	46,165	<div></div> 3%	321	46,486	909	2.0%
Osceola	30,701	<div></div> 2%	504	31,205	331	1.1%
Escambia	25,045	<div></div> 2%	2,990	28,035	469	1.9%
Volusia	27,592	<div></div> 2%	423	28,015	478	1.7%
Pasco	27,117	<div></div> 2%	250	27,367	470	1.7%
Brevard	26,317	<div></div> 2%	418	26,735	594	2.3%
Manatee	26,115	<div></div> 2%	487	26,602	464	1.8%
Collier	25,342	<div></div> 2%	822	26,164	382	1.5%
Leon	23,407	<div></div> 1%	771	24,178	204	0.9%
Sarasota	22,059	<div></div> 1%	978	23,037	563	2.6%
Marion	22,558	<div></div> 1%	86	22,644	556	2.5%
Seminole	22,204	<div></div> 1%	169	22,373	341	1.5%
Lake	19,634	<div></div> 1%	263	19,897	378	1.9%
Alachua	18,918	<div></div> 1%	218	19,136	156	0.8%
St. Lucie	17,926	<div></div> 1%	122	18,048	461	2.6%
St. Johns	16,646	<div></div> 1%	241	16,887	143	0.9%
Okaloosa	15,280	<div></div> 1%	171	15,451	264	1.7%
Bay	13,787	<div></div> 1%	594	14,381	257	1.9%
Clay	14,252	<div></div> 1%	34	14,286	221	1.6%
Santa Rosa	13,915	<div></div> 1%	178	14,093	189	1.4%
Charlotte	9,005	<div></div> 1%	133	9,138	271	3.0%
Martin	8,968	<div></div> 1%	161	9,129	228	2.5%
Hernando	9,061	<div></div> 1%	66	9,127	326	3.6%
Indian River	8,911	<div></div> 1%	77	8,988	196	2.2%
Citrus	7,978	<div></div> 1%	58	8,036	319	4.0%
Columbia	6,888	<div></div> 0%	33	6,921	134	1.9%
Sumter	6,489	<div></div> 0%	64	6,553	163	2.5%

County	FL resident cases		Non-FL resident cases	Total cases	FL resident deaths	FL death rate
Nassau	6,020	<div></div> 0%	379	6,399	75	1.2%
Highlands	5,909	<div></div> 0%	61	5,970	236	4.0%
Walton	5,333	<div></div> 0%	582	5,915	60	1.1%
Jackson	5,323	<div></div> 0%	60	5,383	128	2.4%
Putnam	5,071	<div></div> 0%	16	5,087	92	1.8%
Monroe	4,770	<div></div> 0%	254	5,024	37	0.8%
Gadsden	4,815	<div></div> 0%	15	4,830	65	1.3%
Flagler	4,749	<div></div> 0%	55	4,804	60	1.3%
Suwannee	4,617	<div></div> 0%	26	4,643	101	2.2%
Hendry	3,841	<div></div> 0%	18	3,859	54	1.4%
Unknown	247	<div></div> 0%	3,032	3,279	0	0.0%
Desoto	3,224	<div></div> 0%	17	3,241	67	2.1%
Okeechobee	3,009	<div></div> 0%	30	3,039	56	1.9%
Baker	2,857	<div></div> 0%	12	2,869	41	1.4%
Wakulla	2,705	<div></div> 0%	9	2,714	34	1.3%
Bradford	2,526	<div></div> 0%	8	2,534	29	1.1%
Hardee	2,430	<div></div> 0%	12	2,442	22	0.9%
Levy	2,350	<div></div> 0%	9	2,359	22	0.9%
Taylor	2,303	<div></div> 0%	6	2,309	30	1.3%
Washington	2,274	<div></div> 0%	21	2,295	30	1.3%
Holmes	1,956	<div></div> 0%	31	1,987	33	1.7%
Madison	1,706	<div></div> 0%	23	1,729	36	2.1%
Union	1,615	<div></div> 0%	1	1,616	70	4.3%
Gulf	1,551	<div></div> 0%	19	1,570	31	2.0%
Lafayette	1,502	<div></div> 0%	0	1,502	23	1.5%
Calhoun	1,453	<div></div> 0%	2	1,455	33	2.3%
Hamilton	1,425	<div></div> 0%	16	1,441	15	1.1%
Dixie	1,325	<div></div> 0%	3	1,328	12	0.9%
Jefferson	1,188	<div></div> 0%	22	1,210	18	1.5%
Gilchrist	1,141	<div></div> 0%	1	1,142	28	2.5%
Franklin	1,108	<div></div> 0%	24	1,132	5	0.5%
Liberty	944	<div></div> 0%	1	945	14	1.5%
Glades	844	<div></div> 0%	2	846	12	1.4%
Total	1,571,840		29,171	1,601,011	24,578	1.6%

COVID-19: characteristics of 29,171 Florida resident cases

Data through Jan 19, 2021 verified as of Jan 20, 2021 at 09:25 AM

Data in this report are provisional and subject to change.

The table below includes the cities and counties of residence for cases in Florida residents based on the patient's ZIP Code. Note that city is not always received as part of the initial notification and may be missing while the case is being investigated.

City and county	Cases
Miami, Dade	200,949
Jacksonville, Duval	70,264
Orlando, Orange	70,103
Tampa, Hillsborough	54,876
Hialeah, Dade	49,074
Fort Lauderdale, Broward	34,890
Hollywood, Broward	30,825
West Palm Beach, Palm Beach	23,897
Kissimmee, Osceola	23,652
Tallahassee, Leon	22,477
Naples, Collier	21,147
Pensacola, Escambia	20,646
Homestead, Dade	20,520
Saint Petersburg, Pinellas	20,084
Fort Myers, Lee	18,767
Bradenton, Manatee	17,179
Boca Raton, Palm Beach	16,677
Ocala, Marion	16,643
Lakeland, Polk	16,299
Pompano Beach, Broward	15,921
Gainesville, Alachua	15,104
Sarasota, Sarasota	13,652
Lake Worth, Palm Beach	12,003
Cape Coral, Lee	11,864
Port Saint Lucie, St. Lucie	11,712
Clearwater, Pinellas	10,653
Miramar, Broward	10,418
Miami Beach, Dade	10,282
Boynton Beach, Palm Beach	9,383
Doral, Dade	9,038
Miami Gardens, Dade	8,906
Coral Springs, Broward	8,876
Saint Augustine, St. Johns	8,772
Panama City, Bay	8,768
Melbourne, Brevard	7,868
Winter Haven, Polk	7,675
Lehigh Acres, Lee	7,528
Delray Beach, Palm Beach	7,342
Riverview, Hillsborough	7,025
Vero Beach, Indian River	6,828
Davie, Broward	6,789
Milton, Santa Rosa	6,696
Lake City, Columbia	6,330
New Port Richey, Pasco	6,252
Sunrise, Broward	6,241
Fort Pierce, St. Lucie	6,023
Coral Gables, Dade	5,956
Saint Cloud, Osceola	5,910
Orange Park, Clay	5,861
Largo, Pinellas	5,858
Palm Bay, Brevard	5,849
Daytona Beach, Volusia	5,696
Apopka, Orange	5,623
Spring Hill, Hernando	5,383
Brandon, Hillsborough	5,371
Plantation, Broward	5,349
North Miami Beach, Dade	5,234
Clermont, Lake	5,191
Plant City, Hillsborough	5,061

COVID-19: characteristics of 29,171 Florida resident cases

Data through Jan 19, 2021 verified as of Jan 20, 2021 at 09:25 AM

Data in this report are provisional and subject to change.

The table below includes the cities and counties of residence for cases in Florida residents based on the patient's ZIP Code. Note that city is not always received as part of the initial notification and may be missing while the case is being investigated.

City and county	Cases
Weston, Broward	5,035
Davenport, Polk	4,955
Sanford, Seminole	4,857
Jupiter, Palm Beach	4,788
Deltona, Volusia	4,718
Deerfield Beach, Broward	4,613
Winter Garden, Orange	4,531
Port Charlotte, Charlotte	4,497
Fort Walton Beach, Okaloosa	4,367
Stuart, Martin	4,256
Tamarac, Broward	4,224
Palm Coast, Flagler	3,994
Miami Lakes, Dade	3,987
Crestview, Okaloosa	3,977
Land O Lakes, Pasco	3,939
Wesley Chapel, Pasco	3,934
Palm Beach Gardens, Palm Beach	3,833
Coconut Creek, Broward	3,809
Palmetto, Manatee	3,797
Deland, Volusia	3,774
Winter Park, Orange	3,745
Palm Harbor, Pinellas	3,660
Margate, Broward	3,649
Live Oak, Suwannee	3,640
Opa Locka, Dade	3,599
Oviedo, Seminole	3,572
Wellington, Palm Beach	3,541
Middleburg, Clay	3,421
Altamonte Springs, Seminole	3,362
Venice, Sarasota	3,334
Lutz, Hillsborough	3,303
North Port, Sarasota	3,266
Haines City, Polk	3,249
Punta Gorda, Charlotte	3,203
Sebring, Highlands	3,184
Leesburg, Lake	3,173
Brooksville, Hernando	3,168
Ocoee, Orange	3,165
Port Orange, Volusia	3,140
Arcadia, Desoto	3,138
Hallandale, Broward	3,136
Valrico, Hillsborough	3,104
Saint Johns, St. Johns	3,023
Immokalee, Collier	3,005
Okeechobee, Okeechobee	2,997
Bonita Springs, Lee	2,994
Pembroke Pines, Broward	2,974
The Villages, Sumter	2,953
Seminole, Pinellas	2,874
Navarre, Santa Rosa	2,812
Zephyrhills, Pasco	2,808
Ormond Beach, Volusia	2,754
Cutler Ridge, Dade	2,745
Longwood, Seminole	2,671
Pinellas Park, Pinellas	2,640
Windermere, Orange	2,632
Ruskin, Hillsborough	2,598
North Lauderdale, Broward	2,583
Gulf Breeze, Santa Rosa	2,564

COVID-19: characteristics of 29,171 Florida resident cases

Data through Jan 19, 2021 verified as of Jan 20, 2021 at 09:25 AM

Data in this report are provisional and subject to change.

The table below includes the cities and counties of residence for cases in Florida residents based on the patient's ZIP Code. Note that city is not always received as part of the initial notification and may be missing while the case is being investigated.

City and county	Cases
North Miami, Dade	2,563
Jacksonville Beach, Duval	2,542
Quincy, Gadsden	2,542
Cantonment, Escambia	2,519
Niceville, Okaloosa	2,518
Key West, Monroe	2,517
Lake Worth Beach, Palm Beach	2,467
Crawfordville, Wakulla	2,437
Cocoa, Brevard	2,430
Palatka, Putnam	2,356
Hudson, Pasco	2,300
Casselberry, Seminole	2,297
Bartow, Polk	2,276
Green Cove Springs, Clay	2,255
Dade City, Pasco	2,245
Panama City Beach, Bay	2,219
Fernandina Beach, Nassau	2,183
North Fort Myers, Lee	2,171
Perry, Taylor	2,154
Oakland Park, Broward	2,154
Port Richey, Pasco	2,136
Marianna, Jackson	2,124
Ponte Vedra Beach, St. Johns	2,104
Auburndale, Polk	2,067
Lake Mary, Seminole	2,063
Clewiston, Hendry	2,044
Kissimmee, Polk	2,018
Aventura, Dade	1,966
Tarpon Springs, Pinellas	1,956
Winter Springs, Seminole	1,952
Titusville, Brevard	1,925
New Smyrna Beach, Volusia	1,907
Inverness, Citrus	1,888
Royal Palm Beach, Palm Beach	1,857
Lynn Haven, Bay	1,852
Merritt Island, Brevard	1,836
Lake Wales, Polk	1,834
Fleming Island, Clay	1,816
Defuniak Springs, Walton	1,788
Belle Glade, Palm Beach	1,783
Santa Rosa Beach, Walton	1,780
Chipley, Washington	1,777
Eustis, Lake	1,770
Wimauma, Hillsborough	1,763
Estero, Lee	1,740
Parkland, Broward	1,721
Dunedin, Pinellas	1,714
Starke, Bradford	1,704
Loxahatchee, Palm Beach	1,698
Cooper City, Broward	1,690
Labelle, Hendry	1,677
Holiday, Pasco	1,662
Sarasota, Manatee	1,613
Key Biscayne, Dade	1,610
Destin, Okaloosa	1,569
Avon Park, Highlands	1,544
Parrish, Manatee	1,544
Odessa, Hillsborough	1,539
Mulberry, Polk	1,533

COVID-19: characteristics of 29,171 Florida resident cases

Data through Jan 19, 2021 verified as of Jan 20, 2021 at 09:25 AM

Data in this report are provisional and subject to change.

The table below includes the cities and counties of residence for cases in Florida residents based on the patient's ZIP Code. Note that city is not always received as part of the initial notification and may be missing while the case is being investigated.

City and county	Cases
Palm City, Martin	1,515
Mount Dora, Lake	1,507
Rockledge, Brevard	1,504
Mayo, Lafayette	1,479
Seffner, Hillsborough	1,469
Tavares, Lake	1,457
Coconut Grove, Dade	1,456
Missing, Dade	1,447
Crossings, Dade	1,440
Riviera Beach, Palm Beach	1,425
Wauchula, Hardee	1,415
Bonifay, Holmes	1,411
Carol City, Dade	1,411
Summerfield, Marion	1,400
Yulee, Nassau	1,380
Macclenny, Baker	1,360
Groveland, Lake	1,308
Orange City, Volusia	1,283
Maitland, Orange	1,280
Pinecrest, Dade	1,273
Crystal River, Citrus	1,259
Ponte Vedra, St. Johns	1,248
Callahan, Nassau	1,244
Lithia, Hillsborough	1,241
Lake Butler, Union	1,234
Sebastian, Indian River	1,207
Biscayne Park, Dade	1,204
Homosassa, Citrus	1,172
Lady Lake, Lake	1,159
Madison, Madison	1,152
Florida City, Dade	1,148
Indiantown, Martin	1,137
Pace, Santa Rosa	1,136
Dania, Broward	1,135
Graceville, Jackson	1,125
Atlantic Beach, Duval	1,125
Gibsonton, Hillsborough	1,106
Palmetto Bay, Dade	1,097
Century, Escambia	1,094
Monticello, Jefferson	1,093
Lake Placid, Highlands	1,076
Hobe Sound, Martin	1,068
Dover, Hillsborough	1,063
Apollo Beach, Hillsborough	1,045
Sun City Center, Hillsborough	1,040
Alachua, Alachua	1,036
Oldsmar, Pinellas	1,031
Palm Springs, Palm Beach	1,006
Dunnellon, Marion	998
El Portal, Dade	985
Jasper, Hamilton	955
Edgewater, Volusia	951
Bellevue, Marion	941
Havana, Gadsden	940
Lantana, Palm Beach	936
North Palm Beach, Palm Beach	936
Newberry, Alachua	930
Blountstown, Calhoun	930
Hilliard, Nassau	920

COVID-19: characteristics of 29,171 Florida resident cases

Data through Jan 19, 2021 verified as of Jan 20, 2021 at 09:25 AM

Data in this report are provisional and subject to change.

The table below includes the cities and counties of residence for cases in Florida residents based on the patient's ZIP Code. Note that city is not always received as part of the initial notification and may be missing while the case is being investigated.

City and county	Cases
Debary, Volusia	919
South Miami, Dade	915
Lecanto, Citrus	912
Everglades National Park, Dade	882
Sanderson, Baker	874
Williston, Levy	859
Jensen Beach, Martin	836
Freeport, Walton	836
Keystone Heights, Clay	815
Ellenton, Manatee	812
Satellite Beach, Brevard	812
Wewahitchka, Gulf	811
Safety Harbor, Pinellas	811
Coleman, Sumter	811
Beverly Hills, Citrus	809
Trenton, Gilchrist	805
Wildwood, Sumter	799
Moore Haven, Glades	794
Fellsmere, Indian River	772
Lauderhill, Broward	766
Nokomis, Sarasota	761
Frostproof, Polk	760
Englewood, Charlotte	756
Fisher Island, Dade	750
Mary Esther, Okaloosa	747
Cross City, Dixie	738
Wilton Manors, Broward	737
Hernando, Citrus	736
Bristol, Liberty	735
Dunnellon, Citrus	722
Port Saint Joe, Gulf	715
Bushnell, Sumter	713
Key Largo, Monroe	710
Medley, Dade	708
Uleta, Dade	704
Olympia Heights, Dade	704
Polk City, Polk	702
Coral, Dade	681
Shalimar, Okaloosa	680
South Bay, Palm Beach	679
Chattahoochee, Gadsden	670
Pahokee, Palm Beach	663
Lauderdale Lakes, Broward	657
Marco Island, Collier	647
Englewood, Sarasota	627
Glen Saint Mary, Baker	620
Fort Meade, Polk	612
Crescent City, Putnam	610
Lawtey, Bradford	607
Cocoa Beach, Brevard	601
High Springs, Alachua	600
Indialantic, Brevard	591
Interlachen, Putnam	590
Chiefland, Levy	583
Bowling Green, Hardee	579
Miramar Beach, Walton	576
Spring Hill, Pasco	560
Thonotosassa, Hillsborough	556
Marathon, Monroe	550

COVID-19: characteristics of 29,171 Florida resident cases

Data through Jan 19, 2021 verified as of Jan 20, 2021 at 09:25 AM

Data in this report are provisional and subject to change.

The table below includes the cities and counties of residence for cases in Florida residents based on the patient's ZIP Code. Note that city is not always received as part of the initial notification and may be missing while the case is being investigated.

City and county	Cases
Sorrento, Lake	549
Trinity, Pasco	547
Minneola, Lake	547
Neptune Beach, Duval	541
Old Town, Dixie	541
Jacksonville, St. Johns	540
Southwest Ranches, Broward	531
Fruitland Park, Lake	527
Lake Alfred, Polk	522
Carrabelle, Franklin	504
Fort White, Columbia	498
Fort Myers Beach, Lee	495
West Melbourne, Brevard	494
Sneads, Jackson	487
Bronson, Levy	485
Belle Isle, Orange	474
Baker, Okaloosa	461
Sweetwater, Dade	460
Umatilla, Lake	451
Clearwater Beach, Pinellas	447
Jay, Santa Rosa	430
South Daytona, Volusia	423
Cottdale, Jackson	422
Gulfport, Pinellas	418
Weeki Wachee, Hernando	416
Palm Beach, Palm Beach	415
Hawthorne, Alachua	410
Mascotte, Lake	408
East Palatka, Putnam	403
Silver Springs, Marion	395
Rotunda West, Charlotte	393
Oakland, Orange	392
Midway, Gadsden	392
Zolfo Springs, Hardee	391
Florida State University, Leon	389
Centerville, Leon	386
Citra, Marion	385
Oxford, Sumter	384
Missing, Orange	379
Bunnell, Flagler	378
Missing, Volusia	372
Altha, Calhoun	371
Melbourne Beach, Brevard	356
Molino, Escambia	356
Raiford, Union	349
Branford, Suwannee	348
Surfside, Dade	344
Missing, Marion	343
Myakka City, Manatee	343
Alva, Lee	340
Ocklawaha, Marion	335
Celebration, Osceola	334
Youngstown, Bay	333
Cape Canaveral, Brevard	329
Flagler Beach, Flagler	329
Tavernier, Monroe	326
Archer, Alachua	325
Apalachicola, Franklin	323
Hastings, St. Johns	316

COVID-19: characteristics of 29,171 Florida resident cases

Data through Jan 19, 2021 verified as of Jan 20, 2021 at 09:25 AM

Data in this report are provisional and subject to change.

The table below includes the cities and counties of residence for cases in Florida residents based on the patient's ZIP Code. Note that city is not always received as part of the initial notification and may be missing while the case is being investigated.

City and county	Cases
Haverhill, Palm Beach	312
Indian Harbour Beach, Brevard	311
De Leon Springs, Volusia	308
Bell, Gilchrist	305
Malone, Jackson	301
Mims, Brevard	300
Osprey, Sarasota	298
Bal Harbour, Dade	298
Dundee, Polk	298
Pierson, Volusia	297
Missing, St. Johns	291
Eagle Lake, Polk	288
Grand Ridge, Jackson	286
Lehigh, Lee	280
Greenville, Madison	279
Lake Park, Palm Beach	276
Holly Hill, Volusia	274
Jennings, Hamilton	273
Ave Maria, Collier	272
Webster, Sumter	267
Missing, Lee	266
Eastpoint, Franklin	264
Westville, Holmes	262
Tequesta, Palm Beach	261
Chuluota, Seminole	261
Vernon, Washington	261
West Miami, Dade	260
Winter Park, Seminole	258
Gotha, Orange	257
Floral City, Citrus	254
Grand Island, Lake	252
Melrose, Putnam	250
Reddick, Marion	248
Satsuma, Putnam	248
Greenwood, Jackson	245
Montverde, Lake	244
Elkton, St. Johns	241
Indian Rocks Beach, Pinellas	238
Kenneth City, Pinellas	237
Bryceville, Nassau	235
O Brien, Suwannee	232
Valparaiso, Okaloosa	231
Orlando, Osceola	229
Malabar, Brevard	224
Ponce De Leon, Holmes	223
San Antonio, Pasco	221
South Pasadena, Pinellas	220
Sebastian, Brevard	217
Alafaya, Orange	216
Laurel Hill, Okaloosa	213
Belleair, Pinellas	212
Missing, Santa Rosa	207
Edgewood, Orange	207
Gretna, Gadsden	207
Fort McCoy, Marion	205
Lake Panasoffkee, Sumter	204
Anthony, Marion	200
White Springs, Hamilton	196
Hosford, Liberty	194

COVID-19: characteristics of 29,171 Florida resident cases

Data through Jan 19, 2021 verified as of Jan 20, 2021 at 09:25 AM

Data in this report are provisional and subject to change.

The table below includes the cities and counties of residence for cases in Florida residents based on the patient's ZIP Code. Note that city is not always received as part of the initial notification and may be missing while the case is being investigated.

City and county	Cases
Orlando, Seminole	192
Morriston, Levy	191
Bay Harbor Islands, Dade	191
Wellborn, Suwannee	190
Inlet Beach, Walton	188
Sanibel, Lee	186
Lee, Madison	184
Missing, Palm Beach	183
Eglin Air Force Base, Okaloosa	181
Geneva, Seminole	180
Kindred, Osceola	179
Saint James City, Lee	177
Southport, Bay	175
Mcdavid, Escambia	173
Greenacres, Palm Beach	170
Weirsdale, Marion	168
Fern Park, Seminole	166
Hallandale Beach, Broward	165
Azalea Park, Orange	162
Fountain, Bay	161
Longboat Key, Manatee	161
Orlando, Dade	157
Mcalpin, Suwannee	157
Juno Beach, Palm Beach	156
Alford, Jackson	155
Lakewood Ranch, Manatee	153
Howey-In-The-Hills, Lake	152
Zellwood, Orange	151
Sopchoppy, Wakulla	150
Holmes Beach, Manatee	149
Micanopy, Alachua	148
Apopka, Seminole	148
Astatula, Lake	147
Babson Park, Polk	146
Islamorada, Monroe	144
Caryville, Washington	142
Lauderdale By The Sea, Broward	142
Missing, Duval	139
Holt, Okaloosa	139
Summerland Key, Monroe	139
Missing, Brevard	138
Madeira Beach, Pinellas	138
Clair-Mel City, Hillsborough	137
Altoona, Lake	137
University Of Miami, Dade	136
Poinciana, Polk	135
Lockhart, Orange	134
Bokeelia, Lee	134
The Villages, Lake	134
Hiawassee, Orange	133
Orlando, Polk	133
Center Hill, Sumter	130
Pomona Park, Putnam	130
Bay Lake, Orange	127
Atlantis, Palm Beach	127
Viera, Brevard	125
Mangonia Park, Palm Beach	125
Missing, Pinellas	123
Missing, St. Lucie	120

COVID-19: characteristics of 29,171 Florida resident cases

Data through Jan 19, 2021 verified as of Jan 20, 2021 at 09:25 AM

Data in this report are provisional and subject to change.

The table below includes the cities and counties of residence for cases in Florida residents based on the patient's ZIP Code. Note that city is not always received as part of the initial notification and may be missing while the case is being investigated.

City and county	Cases
Rocky Point, Hillsborough	120
Lake Helen, Volusia	118
Matlacha, Lee	116
Carrollwood, Hillsborough	116
Oak Hill, Volusia	115
Odessa, Pasco	115
Orlando, Broward	115
Golden Beach, Dade	112
Hypoluxo, Palm Beach	110
Cutler Bay, Dade	108
Osteen, Volusia	108
Grant-Valkaria, Brevard	107
Baldwin, Duval	105
Steinhatchee, Taylor	105
Ponce Inlet, Volusia	105
Clarksville, Calhoun	104
Hollister, Putnam	104
Big Pine Key, Monroe	103
Placida, Charlotte	102
Orlando, Hillsborough	101
Cloud Lake, Palm Beach	101
San Mateo, Putnam	100
Missing, Broward	100
Orlando, Volusia	100
Inglis, Levy	100
Sumterville, Sumter	99
University Of Fl, Alachua	99
Citrus Springs, Citrus	98
South Fort Myers, Lee	97
Kendall, Dade	96
Lady Lake, Sumter	95
Panacea, Wakulla	94
Hampton, Bradford	94
Lake Hamilton, Polk	93
Buena Ventura Lakes, Osceola	93
Seville, Volusia	92
Missing, Pasco	91
Lutz, Pasco	89
Missing, Collier	88
Temple Terrace, Hillsborough	86
Harmony, Osceola	85
Maitland, Seminole	85
Hurlburt Field, Okaloosa	85
Florahome, Putnam	85
Dinsmore, Duval	84
Brooker, Bradford	83
Waldo, Alachua	83
Missing, Lake	83
Christmas, Orange	82
Tierra Verde, Pinellas	82
Lamont, Jefferson	82
Belleair Beach, Pinellas	81
Bascom, Jackson	81
Callaway, Bay	79
Paisley, Lake	78
Canal Point, Palm Beach	78
F M, Lee	76
Astor, Lake	75
Fruit Cove, St. Johns	75

COVID-19: characteristics of 29,171 Florida resident cases

Data through Jan 19, 2021 verified as of Jan 20, 2021 at 09:25 AM

Data in this report are provisional and subject to change.

The table below includes the cities and counties of residence for cases in Florida residents based on the patient's ZIP Code. Note that city is not always received as part of the initial notification and may be missing while the case is being investigated.

City and county	Cases
Pinetta, Madison	73
Tyndall Air Force Base, Bay	72
Orlando, Palm Beach	72
Lighthouse Point, Broward	72
Orlando, Lake	71
Barefoot Bay, Brevard	71
Avon Park, Polk	71
Palma Ceia, Hillsborough	71
University Of Central Florida, Orange	70
Missing, Hillsborough	69
Crystal Beach, Pinellas	67
Bradenton Beach, Manatee	67
University Of South Florida, Hillsborough	67
Missing, Citrus	66
Lorida, Highlands	66
Eatonville, Orange	65
Fort Denaud, Hendry	64
Campbellton, Jackson	64
Cedar Key, Levy	64
Missing, Escambia	64
Welaka, Putnam	64
Ochopee, Collier	64
The Villages, Marion	62
Air Mail Facility, Dade	62
Stock Island, Monroe	62
Ocean Ridge, Palm Beach	61
Kathleen, Polk	61
University Of Central Fl, Orange	61
Greensboro, Gadsden	59
Boca Grande, Lee	59
Patrick Air Force Base, Brevard	58
Dania Beach, Broward	58
Barry University, Dade	57
Saint Pete Beach, Pinellas	57
North Venice, Sarasota	57
Princeton, Dade	57
Bonita Beach, Lee	57
Missing, Martin	56
Sunny Isles Beach, Dade	55
West Park, Broward	54
Georgetown, Putnam	51
Yalaha, Lake	51
Destin, Walton	51
City Of Sunrise, Broward	50
North Redington Beach, Pinellas	48
Felda, Hendry	47
Reunion, Osceola	47
Walnut Hill, Escambia	47
Northdale, Hillsborough	46
Florida Gulf Coast Univ, Lee	46
Missing, Hernando	45
Palm Beach Shores, Palm Beach	45
Micco, Brevard	45
Bellview, Escambia	45
Missing, Seminole	45
Heathrow, Seminole	44
Treasure Island, Pinellas	44
Cudjoe Key, Monroe	44
Singer Island, Palm Beach	44

COVID-19: characteristics of 29,171 Florida resident cases

Data through Jan 19, 2021 verified as of Jan 20, 2021 at 09:25 AM

Data in this report are provisional and subject to change.

The table below includes the cities and counties of residence for cases in Florida residents based on the patient's ZIP Code. Note that city is not always received as part of the initial notification and may be missing while the case is being investigated.

City and county	Cases
Orlando, Brevard	43
Anna Maria, Manatee	43
Missing, Monroe	43
Lake Suzy, Desoto	42
Cinco Bayou, Okaloosa	42
Aloma, Orange	42
Ona, Hardee	42
Mexico Beach, Bay	42
Missing, Clay	42
Sewalls Point, Martin	41
Missing, Indian River	40
Town N Country, Hillsborough	40
University Of Tampa, Hillsborough	40
Miromar Lakes, Lee	39
Highland City, Polk	39
Terra Ceia, Manatee	38
Salt Springs, Marion	38
Okahumpka, Lake	38
Miami Springs, Dade	38
Manalapan, Palm Beach	38
Duette, Manatee	37
Village Of Wellington, Palm Beach	37
Eaton Park, Polk	36
Enterprise, Volusia	36
Orlando, Pinellas	36
Waverly, Polk	36
Ebro, Washington	35
Saint Leo, Pasco	35
Orlando, Leon	35
Gulf Breeze, Escambia	34
Flemington, Marion	34
Missing, Okaloosa	33
Intercession City, Osceola	33
Key Colony Beach, Monroe	33
Missing, Nassau	33
Missing, Manatee	33
Naranja, Dade	33
Kenansville, Osceola	32
Highland Beach, Palm Beach	32
Miami, Unknown	32
Florence Villa, Polk	32
Palm Shores, Brevard	32
Village Wellington, Palm Beach	31
Green Acres, Palm Beach	30
Bonita Springs, Collier	29
Tice, Lee	29
Bagdad, Santa Rosa	29
Missing, Sumter	29
Bayonet Point, Pasco	29
Lulu, Columbia	28
Lacoochee, Pasco	28
Missing, Polk	28
Hialeah Gardens, Dade	28
Bay Pines, Pinellas	27
Pensacola Beach, Santa Rosa	27
Dowling Park, Suwannee	27
Univ Of FI Student Dorms, Alachua	26
Nocatee, Desoto	26
Florida State, Leon	26

COVID-19: characteristics of 29,171 Florida resident cases

Data through Jan 19, 2021 verified as of Jan 20, 2021 at 09:25 AM

Data in this report are provisional and subject to change.

The table below includes the cities and counties of residence for cases in Florida residents based on the patient's ZIP Code. Note that city is not always received as part of the initial notification and may be missing while the case is being investigated.

City and county	Cases
Caryville, Holmes	26
Hallandle Beach, Broward	26
Jupiter, Martin	26
Florida International Univ, Dade	25
Kinard, Calhoun	25
Penney Farms, Clay	25
Horseshoe Beach, Dixie	25
Miami Shores, Dade	25
South Miami Heights, Dade	25
Winter Garden, Lake	25
Poinciana, Osceola	25
South Palm Beach, Palm Beach	25
Pasadena, Pinellas	25
Santa Fe, Alachua	24
Orlando, Pasco	24
Labelle, Glades	24
Missing, Walton	24
North Bay Village, Dade	24
Florida A And M University, Leon	24
Tangerine, Orange	23
Siesta Key, Sarasota	23
Chokoloskee, Collier	23
Earleton, Alachua	23
Homosassa Springs, Citrus	23
Orlando, Duval	23
Tioga, Alachua	22
Mcintosh, Marion	22
Goulds, Dade	22
Indian Lake Estates, Polk	22
Eloise, Polk	22
Bostwick, Putnam	22
Florida Dept Of Corrections, Union	22
Lealman, Pinellas	22
Long Key, Monroe	21
Bradley, Polk	21
Westchase, Hillsborough	21
Missing, Flagler	21
Venus, Highlands	21
Fort Lauderdale, Dade	20
Balm, Hillsborough	20
Bonaventure, Broward	20
Stetson University, Volusia	20
Cortez, Manatee	20
La Crosse, Alachua	20
Orlando, Marion	20
Homeland, Polk	20
Sparr, Marion	20
Sydney, Hillsborough	20
City Of Westlake, Palm Beach	20
Palmdale, Glades	20
Wausau, Washington	19
Bonifay, Washington	19
Ponte Vedra, Duval	19
Hawthorne, Putnam	19
Perdido Key, Escambia	19
New Smyrna, Volusia	19
Sun City, Hillsborough	19
Sugarloaf Key, Monroe	18
Babcock Ranch, Lee	18

COVID-19: characteristics of 29,171 Florida resident cases

Data through Jan 19, 2021 verified as of Jan 20, 2021 at 09:25 AM

Data in this report are provisional and subject to change.

The table below includes the cities and counties of residence for cases in Florida residents based on the patient's ZIP Code. Note that city is not always received as part of the initial notification and may be missing while the case is being investigated.

City and county	Cases
Lakeshore, Polk	18
Orange Lake, Marion	18
Branford, Lafayette	18
Little Torch Key, Monroe	18
Ridge Manor, Pasco	18
Yankeetown, Levy	18
University Of Central Florida, Broward	18
Bayshore Gardens, Manatee	18
Crystal Springs, Pasco	17
Everglades City, Collier	17
Paxton, Walton	17
Alturas, Polk	17
Orlando, Alachua	17
Lowell, Marion	17
Candler, Marion	17
Missing, Osceola	17
Saint Marks, Wakulla	17
Wabasso, Indian River	17
Apopka, Lake	17
Mexico Beach, Gulf	17
Pine Castle, Orange	16
Graceville, Holmes	16
Mango, Hillsborough	16
Parker, Bay	16
West Panama City Beach, Bay	16
Laud-By-The-Sea, Broward	16
Missing, Jackson	16
Champions Gate, Polk	16
Missing, Taylor	15
Loughman, Polk	15
Pine Hills, Orange	15
Maitland, Volusia	15
Maxville, Duval	15
Indian River Shores, Indian River	15
Gulf Stream, Palm Beach	15
Florida International University, Dade	15
Goodland, Collier	14
Mount Dora, Orange	14
Village Of Palmetto Bay, Dade	14
Miami, Broward	14
Missing, Putnam	14
Ocoee, Lake	14
Orlando, Manatee	14
Nalcrest, Polk	14
Gulf Hammock, Levy	14
White Springs, Columbia	14
University Of Central Fl, Hillsborough	14
Pembroke Park, Broward	14
Jensen Beach, St. Lucie	14
Murdock, Charlotte	14
Plymouth, Orange	14
Winter Park, Polk	14
Westlake, Palm Beach	13
Woodville, Leon	13
Lake City, Suwannee	13
Maitland, Polk	13
Davenport, Osceola	13
Fort Ogden, Desoto	13
Orlando, Flagler	13

COVID-19: characteristics of 29,171 Florida resident cases

Data through Jan 19, 2021 verified as of Jan 20, 2021 at 09:25 AM

Data in this report are provisional and subject to change.

The table below includes the cities and counties of residence for cases in Florida residents based on the patient's ZIP Code. Note that city is not always received as part of the initial notification and may be missing while the case is being investigated.

City and county	Cases
Tallevast, Manatee	13
Orlando, Lee	13
Hernando Beach, Hernando	13
High Springs, Gilchrist	13
Missing, Bay	13
Maitland, Osceola	12
Graham, Bradford	12
Pensacola Beach, Escambia	12
Saint Johns, Duval	12
Golden Oak, Orange	12
Buckingham, Lee	12
Zellwood, Lake	12
Forest City, Orange	12
Saint George Island, Franklin	12
Wewahitchka, Calhoun	12
Fort Charlotte, Charlotte	12
Daytona Beach Shores, Volusia	12
Citrus Ridge, Indian River	12
Redington Shores, Pinellas	11
Unknown, Dade	11
Long Boat Key, Manatee	11
Archer, Levy	11
Brooksville, Pasco	11
Hollywood, Dade	11
Jacksonville, Unknown	11
Lake Buena Vista, Orange	11
Watersound, Walton	11
Shady Hills, Pasco	11
Gonzalez, Escambia	11
Holder, Citrus	11
Union Park, Orange	11
Passport, Unknown	10
Nichols, Polk	10
Greenville, Taylor	10
Hillsboro Beach, Broward	10
Apopka, Volusia	10
Leisure City, Dade	10
Laurel Hill, Walton	10
Durant, Hillsborough	10
Wahneta, Polk	10
Steinhatchee, Dixie	10
Rosemary Beach, Walton	10
Hutchinson Island, St. Lucie	10
Johns Pass Village, Pinellas	10
Lake Monroe, Seminole	10
Trenton, Levy	10
Saint Lucie West, St. Lucie	10
Ramrod Key, Monroe	10
Missing, Columbia	10
Missing, Sarasota	10
Telogia, Liberty	10
Trilby, Pasco	10
Orlando, Okaloosa	9
Cottdondale, Washington	9
Otter Creek, Levy	9
Palma Sola, Manatee	9
University Park, Manatee	9
Lake Como, Putnam	9
Choctaw Beach, Okaloosa	9

COVID-19: characteristics of 29,171 Florida resident cases

Data through Jan 19, 2021 verified as of Jan 20, 2021 at 09:25 AM

Data in this report are provisional and subject to change.

The table below includes the cities and counties of residence for cases in Florida residents based on the patient's ZIP Code. Note that city is not always received as part of the initial notification and may be missing while the case is being investigated.

City and county	Cases
Belleair Bluffs, Pinellas	9
Beverly Beach, Flagler	9
Lamont, Madison	9
Rubonia, Manatee	9
Indian Creek Village, Dade	9
Orlando, Escambia	9
Perrine, Dade	9
Roseland, Indian River	9
Dade City, Hernando	9
Fanning Springs, Gilchrist	9
Mount Plymouth, Lake	9
Virginia Gardens, Dade	9
Suwannee, Dixie	9
Orlando, St. Lucie	8
Salem, Taylor	8
Braden River, Manatee	8
Missing, Suwannee	8
Citrus Hills, Citrus	8
Briny Breezes, Palm Beach	8
West Delray Beach, Palm Beach	8
Webster, Hernando	8
Kingsley Lake, Bradford	8
Missing, Holmes	8
Lloyd, Jefferson	8
Los Angeles, Dade	8
Florida State Univ Admin, Leon	8
Forest City, Seminole	8
Cypress, Jackson	8
Ozona, Pinellas	8
Kissimmee, Orange	8
Ferndale, Lake	8
Seybold, Dade	8
Hialeah, Unknown	8
Jerome, Collier	8
Maitland, Hillsborough	8
Innovation, Pasco	7
Deer Island, Lake	7
Redington Beach, Pinellas	7
Ponce De Leon, Walton	7
Maitland, Lake	7
Goldenrod, Seminole	7
Sea Ranch Lakes, Broward	7
Niceville, Walton	7
Orlando, Sarasota	7
Eau Gallie, Brevard	7
Captiva, Lee	7
Cross Creek, Alachua	7
Switzerland, St. Johns	7
Pine Ridge, Citrus	7
Port Saint John, Brevard	7
University Of Central Fl, Martin	7
Basinger, Okeechobee	7
Grant Valkaria, Brevard	7
Evinston, Alachua	7
Seacrest, Walton	7
Orange Springs, Marion	6
Orlando, St. Johns	6
Fernandina, Nassau	6
Missing, Unknown	6

COVID-19: characteristics of 29,171 Florida resident cases

Data through Jan 19, 2021 verified as of Jan 20, 2021 at 09:25 AM

Data in this report are provisional and subject to change.

The table below includes the cities and counties of residence for cases in Florida residents based on the patient's ZIP Code. Note that city is not always received as part of the initial notification and may be missing while the case is being investigated.

City and county	Cases
Lake Butler, Bradford	6
Mayport Naval Station, Duval	6
Orchid, Indian River	6
Copeland, Collier	6
Keystone Heights, Bradford	6
Morriston, Marion	6
Lakewood Ranch, Sarasota	6
Duck Key, Monroe	6
Umatilla, Marion	6
Grandin, Putnam	6
Aripeka, Pasco	6
Palm City, St. Lucie	6
Ocoee, Osceola	6
Quail Heights, Dade	6
River Ranch, Polk	6
Wildlight, Nassau	6
Missing, Highlands	6
Winderemere, Orange	6
East Lake, Marion	6
Gibsonia, Polk	6
Grove City, Charlotte	5
Hialeah, Broward	5
Ebro, Bay	5
Eglin, Okaloosa	5
Barberville, Volusia	5
Westchester, Dade	5
Apopka, Broward	5
Scottsmoor, Brevard	5
Putnam Hall, Putnam	5
Stuart, St. Lucie	5
Pass, Unknown	5
Valkaria, Brevard	5
Winter Park, Broward	5
Fairfield, Marion	5
Indian Shores, Pinellas	5
Orlando, Charlotte	5
White City, Gulf	5
Worthington Springs, Union	5
Winter Garden, Seminole	5
PSI, Unknown	5
Babcock Ranch, Charlotte	5
Longboat Key, Sarasota	5
Naples, Lee	5
Miccosukee, Leon	5
Haines Creek, Lake	5
Ybor City, Hillsborough	5
Missing, Alachua	5
Nobleton, Hernando	5
Eatonville, Polk	5
Anastasia Island, St. Johns	5
Winter Garden, Osceola	5
Elfers, Pasco	5
Orlando, Hernando	5
Orlando, Collier	5
Okeechobee, Martin	5
N/A, Unknown	5
Windermere, Alachua	5
Wakulla Springs, Wakulla	4
Oneco, Manatee	4

COVID-19: characteristics of 29,171 Florida resident cases

Data through Jan 19, 2021 verified as of Jan 20, 2021 at 09:25 AM

Data in this report are provisional and subject to change.

The table below includes the cities and counties of residence for cases in Florida residents based on the patient's ZIP Code. Note that city is not always received as part of the initial notification and may be missing while the case is being investigated.

City and county	Cases
Day, Lafayette	4
Alafaya, Broward	4
International Service Center, Dade	4
Williston, Marion	4
Saint Augustine, Duval	4
Orange Park, Duval	4
Point Washington, Walton	4
Bella Collina, Lake	4
El Jobean, Charlotte	4
Hinsdale, Manatee	4
Pensacola, Unknown	4
Clarcona, Orange	4
Newberry, Gilchrist	4
Okeechobee, Osceola	4
Miami Gardens, Unknown	4
Miramar, Dade	4
Missing, Calhoun	4
Jacksonville Naval Air Station, Duval	4
Branford, Gilchrist	4
Fort Lauderdale, Palm Beach	4
Clewiston, Palm Beach	4
San Carlos Park, Lee	4
Sunny Hills, Washington	4
Shady Grove, Taylor	4
Tampa, Pinellas	4
Orlando, Santa Rosa	4
Milton, Escambia	4
Holt, Santa Rosa	4
Inlet Beach, Bay	4
Maitland, Leon	4
Missing, Leon	4
Mayport, Duval	4
Loxahatchee Groves, Palm Beach	4
Live Oak, Madison	4
Deerfield Beach, Palm Beach	4
Windermere, Leon	4
University Of Central Florida, Brevard	4
West Bradenton, Manatee	4
Port Charlotte, Unknown	4
Okeechobee, Glades	4
Orlando, Columbia	4
Punta Gorda, Lee	4
Saint Augustine Beach, St. Johns	4
Glen Ridge, Palm Beach	4
Missing, Hendry	4
Orlando, Highlands	4
Port Salerno, Martin	4
Ocean Breeze, Martin	4
Orlando, Bay	4
Alys Beach, Bay	4
Melrose, Bradford	4
Margate, Unknown	3
Maitland, Pasco	3
Mid Florida, Seminole	3
Los Angeles, Broward	3
Highland Park, Polk	3
Pass, Dade	3
Winter Garden, Polk	3
Ocoee, Broward	3

COVID-19: characteristics of 29,171 Florida resident cases

Data through Jan 19, 2021 verified as of Jan 20, 2021 at 09:25 AM

Data in this report are provisional and subject to change.

The table below includes the cities and counties of residence for cases in Florida residents based on the patient's ZIP Code. Note that city is not always received as part of the initial notification and may be missing while the case is being investigated.

City and county	Cases
Labelle, Lee	3
Lanark Village, Franklin	3
Apopka, Osceola	3
Brewton, Escambia	3
Cassadaga, Volusia	3
Pp, Dade	3
Pp, Unknown	3
Orem, Palm Beach	3
Winter Park, Lake	3
University Of Central Florida, Palm Beach	3
Woodside, Broward	3
Port Saint Lucie, Martin	3
Saint Augusaintine Beach, St. Johns	3
Orlando, Indian River	3
Orlando, Unknown	3
Orlando, Martin	3
Village Of Golf, Palm Beach	3
Windermere, Seminole	3
Hallandale Beach, Unknown	3
Blountstown, Liberty	3
Lynbrook, Broward	3
Miami, Palm Beach	3
Miami Gardens, Broward	3
Lake Geneva, Clay	3
Lakeland, Hillsborough	3
Ludlam, Dade	3
Laurel, Sarasota	3
Jacksonville, Clay	3
Apopka, Dade	3
Orlando, Union	3
Tampa Palms, Hillsborough	3
Winter Park, Alachua	3
Winter Park, Leon	3
Winter Park, Osceola	3
Sorrento, Orange	3
Conch Key, Monroe	3
Coraopolis, Citrus	3
Chicago, Lee	3
Bristol, Calhoun	3
Bayou George, Bay	3
Kissimmee, Unknown	3
Jacksonville, Alachua	3
Orlando, Jackson	3
North Fort Myers, Charlotte	3
Glenwood, Volusia	3
Ft Pierce, St. Lucie	3
Milligan, Okaloosa	3
Lamont, Taylor	3
Orlando, Nassau	3
Sugarloaf, Monroe	3
Winter Garden, Leon	3
Westville, Walton	3
Jonesville, Alachua	3
Julington Creek, St. Johns	3
Jupiter Island, Martin	3
Missing, Washington	3
Mims, Volusia	3
East Rockland Key, Monroe	3
Alys Beach, Walton	3

COVID-19: characteristics of 29,171 Florida resident cases

Data through Jan 19, 2021 verified as of Jan 20, 2021 at 09:25 AM

Data in this report are provisional and subject to change.

The table below includes the cities and counties of residence for cases in Florida residents based on the patient's ZIP Code. Note that city is not always received as part of the initial notification and may be missing while the case is being investigated.

City and county	Cases
Apopka, Hillsborough	3
Ocean Reef Club, Monroe	3
Sandestin, Walton	3
Seacrest, Bay	3
University Of Central Fl, Seminole	3
Vero Beach, St. Lucie	3
Hollywood, Unknown	3
Indian Rock Beach, Pinellas	3
Inglis, Citrus	3
Fernandina Beach, Duval	3
Mayport Naval Housing, Duval	3
Cape San Blas, Gulf	3
Bowling Green, Polk	3
Crestview, Walton	3
Cypress Gardens, Polk	3
Fpo, Duval	3
Orlando, Citrus	3
Monticello, Madison	3
Samoset, Manatee	3
San Fernando, Unknown	3
Pompano Beach, Palm Beach	3
Vernon, Bay	3
Windermere, Palm Beach	3
Weirsdale, Lake	2
Seguin, Unknown	2
Sunrise, Unknown	2
Tampa, Broward	2
Winter Park, Brevard	2
Plantation Key, Monroe	2
Port Canaveral, Brevard	2
Oakland Park, Unknown	2
Dade City, Unknown	2
Cross Key, Monroe	2
Cibolo, Orange	2
Crescent Beach, Sarasota	2
Claysville, Hernando	2
Marysville, Dade	2
Green Cove Springs, Duval	2
Island Grove, Alachua	2
Venice, Dade	2
Union, Manatee	2
University Of Central Fl, Broward	2
Sand Lake, Orange	2
Okeechobee, Highlands	2
Port St. Lucie, St. Lucie	2
Windermere, Hillsborough	2
Winter Park, Collier	2
Winter Park, Duval	2
Winter Park, Hillsborough	2
Apopka, Duval	2
Alford, Washington	2
Altamonte Springs, Orange	2
High Springs, Columbia	2
Miramar, Unknown	2
Miami Beach, Unknown	2
Miami, Martin	2
Long Beach, Orange	2
Maitland, Palm Beach	2
New Port Richey, Hillsborough	2

COVID-19: characteristics of 29,171 Florida resident cases

Data through Jan 19, 2021 verified as of Jan 20, 2021 at 09:25 AM

Data in this report are provisional and subject to change.

The table below includes the cities and counties of residence for cases in Florida residents based on the patient's ZIP Code. Note that city is not always received as part of the initial notification and may be missing while the case is being investigated.

City and county	Cases
Longwood, Unknown	2
Labelle, Collier	2
Jena, Taylor	2
Lauderhill, Unknown	2
Saint Marys, Nassau	2
Windermere, Lake	2
Winter Park, Highlands	2
Wacissa, Jefferson	2
Ocoee, Leon	2
Orlo Vista, Orange	2
Port Saint Lucie, Palm Beach	2
Land O Lakes, Hillsborough	2
Missing, Okeechobee	2
Lakeland, Unknown	2
Fort Lauderdale, Alachua	2
Cross City, Taylor	2
Brooklyn, Broward	2
Carl Fisher, Dade	2
Boca Raton, Broward	2
Noma, Holmes	2
Melrose, Clay	2
Mesa, Unknown	2
Jacksonville Naval Hospital, Duval	2
Longview, Dade	2
Jacksonville, Nassau	2
Hosford, Calhoun	2
000000, Unknown	2
Boynton Beach, Broward	2
Cape Haze, Charlotte	2
Sebring, Desoto	2
Ormond Beach, Flagler	2
Panama City, Unknown	2
Pompano Beach, Unknown	2
Tampa, Hernando	2
Summerfield, Unknown	2
University Of Central Florida, Lee	2
Vero Beach, Unknown	2
Wauchula, Desoto	2
Yeehaw, Okeechobee	2
Winter Park, Dade	2
West Palm Beach, Dade	2
Tarpon Springs, Pasco	2
Pineland, Lee	2
Oklawaha, Marion	2
Olustee, Baker	2
Ocoee, Duval	2
Apopka, Flagler	2
Apopka, Marion	2
Apopka, Sarasota	2
Bonifay, Jackson	2
Clermont, Polk	2
Doctors Inlet, Clay	2
Deland, Lake	2
Fort Pierce, Martin	2
Greenville, Jefferson	2
Lecanto, Marion	2
Lawtey, Union	2
Los Angeles, Okaloosa	2
Immokalee, Lee	2

COVID-19: characteristics of 29,171 Florida resident cases

Data through Jan 19, 2021 verified as of Jan 20, 2021 at 09:25 AM

Data in this report are provisional and subject to change.

The table below includes the cities and counties of residence for cases in Florida residents based on the patient's ZIP Code. Note that city is not always received as part of the initial notification and may be missing while the case is being investigated.

City and county	Cases
Miami, Orange	2
Lutz, Pinellas	2
Mount Pleasant, Gadsden	2
Alligator Point, Franklin	2
Coconut Creek, Unknown	2
Fort Lauderdale, Unknown	2
Fort Myers, Unknown	2
Eatonville, Lake	2
Crawfordville, Leon	2
Winter Garden, Broward	2
Winter Garden, Dade	2
Windermere, Osceola	2
Winter Park, St. Johns	2
Upper Key Largo, Monroe	2
None, Dade	2
Seven Springs, Pasco	2
Saint Petersburg, Hillsborough	2
University Of Central Florida, Pinellas	2
Windermere, Polk	2
Wimauma, Manatee	2
Sumatra, Liberty	2
University Of Central Fl, Dade	2
University Of Central Fl, Osceola	2
Orlando, Sumter	2
Provo, Broward	2
Portland, Unknown	2
Fort Walton Beach, Walton	2
Hialeah Lakes, Dade	2
Dunnellon, Levy	2
Lake Harbor, Palm Beach	2
Orlando, Holmes	2
Moore Haven, Hendry	2
Naples, Broward	2
Winter Garden, Hillsborough	2
Tangerine, Lake	2
Jacksonville, Dade	2
Florida Power & Light Co, Dade	2
Lockhart, Seminole	2
Lake Worth, Broward	2
Madison, Unknown	2
Amelia City, Nassau	2
Alligator Point, Wakulla	2
Bruce, Holmes	2
Coco River, Collier	2
Colorado Springs, Unknown	1
Conifer, Lee	1
Destin, Unknown	1
Diamond, Highlands	1
Davie, Dade	1
El Paso, Unknown	1
Eatonville, Seminole	1
Eustis, Orange	1
Everett, Dade	1
Fort Denaud, Glades	1
Fl State Lot, Leon	1
Fortlauderdale, Unknown	1
Ft Pierce, Unknown	1
Garland, Orange	1
Bryn Mawr, Palm Beach	1

COVID-19: characteristics of 29,171 Florida resident cases

Data through Jan 19, 2021 verified as of Jan 20, 2021 at 09:25 AM

Data in this report are provisional and subject to change.

The table below includes the cities and counties of residence for cases in Florida residents based on the patient's ZIP Code. Note that city is not always received as part of the initial notification and may be missing while the case is being investigated.

City and county	Cases
Camden Wyoming, Duval	1
Bear Grass, Palm Beach	1
Chipley, Holmes	1
Chipley, Jackson	1
Chattanooga, Dade	1
Altamonte, Orange	1
Alva, Collier	1
333, Unknown	1
Allentown, Putnam	1
Amelia Village, Nassau	1
Apple Creek, Citrus	1
Barefoot Beach, Lee	1
Azalea Park, Osceola	1
Aventura, Osceola	1
Mary Esther, Escambia	1
Middleburg, Duval	1
Midland, Osceola	1
Miami Garden, Unknown	1
Miami, Monroe	1
Miamii, Dade	1
Miamt, Dade	1
Lake Mary, Lake	1
Lauderdale Hill, Unknown	1
Loganville, Orange	1
Lehigh Cares, Lee	1
Live Oak, Columbia	1
Longwood, Orange	1
Hallandate Ben, Unknown	1
Hickory, Lee	1
Homeless, Dade	1
Homer, Escambia	1
Jeffersonville, Broward	1
Knoxville, Escambia	1
Tampa, Manatee	1
Saint Teresa, Wakulla	1
San Diego, Unknown	1
Steinhatchee, Alachua	1
Porter Ranch, Dade	1
Raiford, Bradford	1
Ponte Vedra Beach, Orange	1
Port Saint Lucie, Broward	1
Port Saint Lucie, Indian River	1
Republic, Monroe	1
Ridgewood, Broward	1
Riverview, Manatee	1
Roseland, Palm Beach	1
Pompano Beach, Alachua	1
Russellville, Hillsborough	1
Saint Augustine, Okaloosa	1
Palm City, Unknown	1
Pine Hills, Broward	1
Oviedo, Leon	1
Opa Locka, Polk	1
Orem, Sarasota	1
Orem, Unknown	1
Old Town, Gilchrist	1
Ocoee, Hillsborough	1
Ocala, Unknown	1
N/A, Duval	1

COVID-19: characteristics of 29,171 Florida resident cases

Data through Jan 19, 2021 verified as of Jan 20, 2021 at 09:25 AM

Data in this report are provisional and subject to change.

The table below includes the cities and counties of residence for cases in Florida residents based on the patient's ZIP Code. Note that city is not always received as part of the initial notification and may be missing while the case is being investigated.

City and county	Cases
Naples, Alachua	1
Windermere, Dade	1
Winston Salem, Unknown	1
Woodland Hills, Brevard	1
Westerville, Hillsborough	1
University Of Central Florida, Hillsborough	1
Wilbur By The Sea, Volusia	1
Willowbrook, Lee	1
University Of Central Fl, Pasco	1
Union City, Bradford	1
Vero Beach, Brevard	1
Village Of Palm Springs, Palm Beach	1
Webster, Pasco	1
Naugatuck, Lee	1
Myakka, Duval	1
North Little Rock, Palm Beach	1
New Vernon, Sarasota	1
New York, Broward	1
Opa Locka, Unknown	1
Oakland, Broward	1
Oakland, Manatee	1
Olando, Orange	1
Ocoee, Polk	1
Lakewood, Unknown	1
Los Angeles, Polk	1
Knoxville, Duval	1
Maitland, Unknown	1
Melbourne, Orange	1
Miami Beach, Palm Beach	1
Miami Granders, Dade	1
Missing, Charlotte	1
Middleburg, Unknown	1
Minneapolis, Broward	1
Flora, Lee	1
Export, Palm Beach	1
Fdsf, Unknown	1
Fruitland Park, Sumter	1
Fwb, Unknown	1
Gainesville, Marion	1
Gastonia, Polk	1
Geneva, Orange	1
Hialeah, Orange	1
Hilliard, Dade	1
Hollywood, Leon	1
Holt, Unknown	1
Humble, Broward	1
Havanna, Gadsden	1
Jan Phyl Village, Polk	1
Green, Clay	1
Greensburg, Orange	1
Greenville, Monroe	1
Gulf Shores, Escambia	1
Clermont, Unknown	1
Duke Field Air Force Station, Okaloosa	1
Columbia, Orange	1
Coral Gables, Unknown	1
Coral Springs, Unknown	1
Cornelius, Leon	1
Crestview, Dade	1

COVID-19: characteristics of 29,171 Florida resident cases

Data through Jan 19, 2021 verified as of Jan 20, 2021 at 09:25 AM

Data in this report are provisional and subject to change.

The table below includes the cities and counties of residence for cases in Florida residents based on the patient's ZIP Code. Note that city is not always received as part of the initial notification and may be missing while the case is being investigated.

City and county	Cases
Dade City, Polk	1
Dania, Unknown	1
Darien, Pasco	1
Bryn Mawr, Collier	1
Apalachicola, Leon	1
Apopka, Palm Beach	1
Aspen, Palm Beach	1
Atlanta, Broward	1
Aurburndale, Polk	1
Aventura, Unknown	1
Azalea Park, Sarasota	1
Bartow, Unknown	1
Boca Rotan, Unknown	1
Richmond Heights, Dade	1
Rochester, Lee	1
Rosemary Beach, Bay	1
South Otselic, Dade	1
Saint Petersburg, Dade	1
San Juan, Osceola	1
San Pedro Sula, Dade	1
Sandy, Duval	1
Pensacola, Santa Rosa	1
Ponce, Orange	1
Port Charlotte Fl, Unknown	1
Plant City, Hendry	1
Plant City, Pinellas	1
Plantation, Unknown	1
University Of Central Fl, St. Johns	1
University Of Central Florida, Dade	1
Telluride, Lee	1
Tampa, Jackson	1
Sumter Ville, Unknown	1
Springhill, Unknown	1
Windermere, Lee	1
Winter Garden, Brevard	1
Winter Garden, Sumter	1
Tinley Park, Lee	1
Wayne, Dade	1
West Simsbury, Collier	1
Saint Petersburg, St. Lucie	1
Saxis, Lee	1
Sebring, Lee	1
Saint Johns, Unknown	1
Rye, Duval	1
Rex, Duval	1
Spring Hill , Hernando	1
Starke, Clay	1
Stone Mountain, Palm Beach	1
Sun City Center, Hardee	1
Tiffin, Highlands	1
Tallahassee, Duval	1
Tampa, Palm Beach	1
North Pole, Seminole	1
North Port, Lee	1
Orem, Broward	1
Oooooo, Unknown	1
Orlando, Washington	1
Palm Coast, Polk	1
Palm Coast, Volusia	1

COVID-19: characteristics of 29,171 Florida resident cases

Data through Jan 19, 2021 verified as of Jan 20, 2021 at 09:25 AM

Data in this report are provisional and subject to change.

The table below includes the cities and counties of residence for cases in Florida residents based on the patient's ZIP Code. Note that city is not always received as part of the initial notification and may be missing while the case is being investigated.

City and county	Cases
Parker, Dade	1
Port Everglades, Broward	1
Plantation, Orange	1
Peoria, Unknown	1
Pacifica, Dade	1
Tulsa, Orange	1
University Of Central FI, Clay	1
Washington, Unknown	1
Wekiva Springs, Seminole	1
West Villages, Sarasota	1
Westbrook, Dade	1
Wichita, Volusia	1
Wildwood, Marion	1
Winder Garden, Orange	1
Windermere, Broward	1
Winter Park, Calhoun	1
Winter Park, Indian River	1
Winter Park, Lee	1
Windermere, Pasco	1
Vernon, Unknown	1
Winter Garden, Pinellas	1
Zolfo Springs, Polk	1
Foley, Escambia	1
Eatonville, Osceola	1
Edgewood, Osceola	1
Deland, St. Lucie	1
Deltona, Orange	1
Fort Myers-, Lee	1
Fort Pierce, Unknown	1
Gotha, Palm Beach	1
Granada Hills, Broward	1
Hailandale, Unknown	1
Harrison, Pinellas	1
Hialeah, Bay	1
Homeless, Polk	1
Conway, Leon	1
Clermont, Osceola	1
Clewiston, Glades	1
Cypress, Leon	1
Davenport, Orange	1
Cartersville, Unknown	1
Anaheim, Unknown	1
Alafaya, Palm Beach	1
Athens, Duval	1
Bogota, Orange	1
Bradington, Manatee	1
Bronx, Palm Beach	1
Blountstown, Jackson	1
Belle Isle, Dade	1
Navarre, Okaloosa	1
New Orleans, Palm Beach	1
Newark, Broward	1
Newburgh, Bay	1
Missing, Hardee	1
Maitland, Dade	1
Marshall, Dade	1
Middlesburg, Duval	1
Miami Lakes, Unknown	1
Miami, Hillsborough	1

COVID-19: characteristics of 29,171 Florida resident cases

Data through Jan 19, 2021 verified as of Jan 20, 2021 at 09:25 AM

Data in this report are provisional and subject to change.

The table below includes the cities and counties of residence for cases in Florida residents based on the patient's ZIP Code. Note that city is not always received as part of the initial notification and may be missing while the case is being investigated.

City and county	Cases
Homosassa, Hernando	1
Jerusalem, St. Johns	1
La Grange, Dade	1
Lake City, Hamilton	1
Louisville, Manatee	1
Littleton, Dade	1
Los Angeles Ca, Unknown	1
Lewisburg, Pasco	1
Lemoyne, Manatee	1
Lawrence Township, Palm Beach	1
Lander, Citrus	1
Las Vegas, Orange	1
Magnolia Square, Osceola	1
Maitland, Alachua	1
Melrose, Alachua	1
Miamf, Dade	1
Miami G, Dade	1
Miami, Collier	1
Marianna, Calhoun	1
Marshall, Palm Beach	1
New Richmond, Volusia	1
Jamaica, Broward	1
Kingsland, Duval	1
Kissimmee, Brevard	1
Lake Placid, Alachua	1
Gotha, Leon	1
Gilmer, Dade	1
Haverford, Hillsborough	1
Herrin, Orange	1
Deland, Polk	1
Dallas, Lee	1
De Leon Springs, Putnam	1
Estero, Collier	1
Fanning Springs, Levy	1
Columbus, Brevard	1
Cookeville, Seminole	1
Crestview, Holmes	1
Cumberland, Palm Beach	1
Dade City, Hillsborough	1
Charlotte, Pasco	1
Clear Brook, Lee	1
Clermont, Orange	1
Boca Raton, Unknown	1
Bohealia, Lee	1
Blowing Rock, Polk	1
Carol Stream, Orange	1
Bryant, Alachua	1
Apopka, St. Lucie	1
Belle Isle, Polk	1
Apopka, Manatee	1
99, Unknown	1
Alanson, Bay	1
Aollywoss, Dade	1
Ocoee, Lee	1
Ocoee, Volusia	1
Okeechobee, St. Lucie	1
Opalocka, Dade	1
Orlando, Hendry	1
Orlando, Levy	1

COVID-19: characteristics of 29,171 Florida resident cases

Data through Jan 19, 2021 verified as of Jan 20, 2021 at 09:25 AM

Data in this report are provisional and subject to change.

The table below includes the cities and counties of residence for cases in Florida residents based on the patient's ZIP Code. Note that city is not always received as part of the initial notification and may be missing while the case is being investigated.

City and county	Cases
Oakland, Lake	1
Oakland, Leon	1
Perry, Leon	1
Provincetown, Collier	1
Oxford, Palm Beach	1
Palm Springs North, Dade	1
Palm Coast, Duval	1
Virginia Beach, Hernando	1
Waco, Broward	1
University Of Central Florida, Monroe	1
Toms River, Dade	1
Tangerine, Seminole	1
Tewksbury, Orange	1
Shannon, Collier	1
Soldotna, Broward	1
Saint Cloud, Lee	1
Saint Johns, Orange	1
San Antonio, Sarasota	1
San Antonio, Unknown	1
Sanford, Volusia	1
Steinhatchee, Madison	1
South Burlington, Orange	1
Wesley Chapel, Alachua	1
Wood River, Polk	1
Worcester, Palm Beach	1
Weston, Dade	1
Wheaton, Lee	1
Wtixrat, Dade	1
Windermere, Volusia	1
Westlake Village, Unknown	1
Whites Creek, Leon	1
Watersound, Bay	1
Ventura, Orange	1
Unk, Duval	1
Unknown Out Of Area, St. Lucie	1
Sunrtise, Dade	1
Tallahassee, Gadsden	1
Tallahassee, Madison	1
Toms River, Lee	1
Tourist, Dade	1
Trenton, Dixie	1
Uknown, Unknown	1
Powell, Lee	1
Perth Amboy, Hillsborough	1
Pembroke Pines, Dade	1
Pensacola, Sumter	1
Paducah, Manatee	1
Sharpes, Brevard	1
Puerto Rico, Unknown	1
Randolph, Orange	1
Saint Petersburg, Charlotte	1
Saint Lucie Village, St. Lucie	1
Cincinnati, Dade	1
Champions Gate, Osceola	1
Davie, Unknown	1
Dayton, Orange	1
Floral, Okaloosa	1
Dfafs, Okaloosa	1
Edgewood, Broward	1

COVID-19: characteristics of 29,171 Florida resident cases

Data through Jan 19, 2021 verified as of Jan 20, 2021 at 09:25 AM

Data in this report are provisional and subject to change.

The table below includes the cities and counties of residence for cases in Florida residents based on the patient's ZIP Code. Note that city is not always received as part of the initial notification and may be missing while the case is being investigated.

City and county	Cases
Bonita, Lee	1
Belle Isle, Duval	1
Bocaraten, Palm Beach	1
Bronson, Alachua	1
Brooker, Alachua	1
Brandon, Pinellas	1
Alva, Escambia	1
Arcadia, Highlands	1
Baker, Santa Rosa	1
Armstrong, St. Johns	1
Atl, Brevard	1
Belleville, Palm Beach	1
Belmont, Santa Rosa	1
Blountstown, Broward	1
Hoosick Falls, Broward	1
Hialeahgardens, Dade	1
Hiram, Leon	1
Gibsononton, Unknown	1
Gainesville, Okaloosa	1
Greenbrier, Bay	1
Longwood, Broward	1
Lucedale, St. Lucie	1
Interlachen, Duval	1
Kure Beach, Monroe	1
Lakeland, Palm Beach	1
Macclenny, Duval	1
Mantua, Broward	1
Mayaguez, Dade	1
Middletown, Osceola	1
North Laud, Unknown	1
Ocoee, Unknown	1
Murrieta, Seminole	1
Monroe, Hillsborough	1
Oldsrav, Manatee	1
Belle Isle, Osceola	1
Bay Harbor Islands, Unknown	1
Bel Air, Collier	1
Alachua, Duval	1
Alpharetta, Broward	1
Apopka, Brevard	1
Apopka, Clay	1
Apopka, Polk	1
Asheville, Highlands	1
Astoria, Broward	1
Bartow, Hardee	1
Carmel, Orange	1
Caracas, Dade	1
Brooklyn, Dade	1
Brooklyn, Lee	1
Boston, Broward	1
Dallas, Hernando	1
Coconut Ck, Unknown	1
Chicago, Unknown	1
Fort Lauderdale, Leon	1
Fort White, Clay	1
Dearborn, Broward	1
Deer Park, Dade	1
Deerfield Beach, Unknown	1
Deland, Seminole	1

COVID-19: characteristics of 29,171 Florida resident cases

Data through Jan 19, 2021 verified as of Jan 20, 2021 at 09:25 AM

Data in this report are provisional and subject to change.

The table below includes the cities and counties of residence for cases in Florida residents based on the patient's ZIP Code. Note that city is not always received as part of the initial notification and may be missing while the case is being investigated.

City and county	Cases
Deltona, Seminole	1
Doral, Unknown	1
Downingtown, Hillsborough	1
Dpo, Santa Rosa	1
Garden City, Alachua	1
Gaylord, Orange	1
Gotcha, Orange	1
Greensburg, Palm Beach	1
Fisher Island, Unknown	1
Hallandale, Unknown	1
Gurabo, Osceola	1
Hernando, Marion	1
Hialeah, Collier	1
Helen, Bay	1
Lake Butler, Alachua	1
Kingsland, Nassau	1
Knoxville, Bay	1
Indian Rocks Beach, Duval	1
Key West, Duval	1
Keys West, Unknown	1
Hoclywsod, Dade	1
Hiawassee, Osceola	1
Homeless, Hillsborough	1
Homeless, Monroe	1
Homeless, Pinellas	1
Inwood, Broward	1
Irvine, Marion	1
Istachatta, Hernando	1
Jefferson, Dade	1
Jonesboro, Leon	1
Jupiter, Dade	1
Jupiter, St. Lucie	1
Kenilworth, Leon	1
Monroe Township, Palm Beach	1
Moore Haven, Okeechobee	1
Morrisville, Unknown	1
Milford, Lee	1
Missing, Levy	1
North Palm Beach, Orange	1
Northport, Sarasota	1
Oakland, Lee	1
Las Vegas, Palm Beach	1
Ldhl, Broward	1
Little Neck, Lee	1
Micanopy, Marion	1
Mckinney, Broward	1
Miamc, Dade	1
Prattville, Hillsborough	1
Prestonsburg, Bay	1
Quincy, Jackson	1
Rapid City, Broward	1
Red Bay, Holmes	1
Piasa, Putnam	1
Palmetto, Pasco	1
Pass-A-Grille Beach, Pinellas	1
Pembroke Lakes, Broward	1
Other, Dade	1
Palmetto Bay, Palm Beach	1
New Middletown, Hillsborough	1

COVID-19: characteristics of 29,171 Florida resident cases

Data through Jan 19, 2021 verified as of Jan 20, 2021 at 09:25 AM

Data in this report are provisional and subject to change.

The table below includes the cities and counties of residence for cases in Florida residents based on the patient's ZIP Code. Note that city is not always received as part of the initial notification and may be missing while the case is being investigated.

City and county	Cases
Orlando, Putnam	1
Waipahu, Santa Rosa	1
Ward, Polk	1
Wellborn, Columbia	1
Sunbright, Palm Beach	1
Syracuse, Polk	1
Tallahassee, Dade	1
Tamarac, Dade	1
Tampa, Unknown	1
Tavares, Orange	1
Topsham, Manatee	1
Town Of Nocatee, St. Johns	1
Unkn, Duval	1
Suitland, Volusia	1
Shirley, Flagler	1
Seminole, Leon	1
Russellville, Bay	1
Saint Joseph, Volusia	1
San Antonio, Orange	1
Woodbine, Nassau	1
Winter Garden, Marion	1
Winter Park, Citrus	1
Winter Park, Hendry	1
Winter Garden, Duval	1
West Aplm Beach, Palm Beach	1
West Yarmouth, St. Lucie	1
Venetian Islands, Dade	1
Lake Worth, Unknown	1
Los Angeles, Orange	1
Lecanto, Palm Beach	1
Littleton, St. Johns	1
Jupiter, Pinellas	1
Kansas City, Palm Beach	1
Lake Como, Nassau	1
Lake In The Hills, Broward	1
Gwynn Oak, Polk	1
Indianapolis, Lee	1
Newaygo, Charlotte	1
North Port, Charlotte	1
Missing, Desoto	1
Na, Dade	1
Naples, Leon	1
Naples, Unknown	1
Mattoon, Lee	1
Marathon Shores, Monroe	1
Marianna, Leon	1
Marianna, Washington	1
Mary Esther, Hillsborough	1
Milford, Bay	1
Fort Lauderdale, Lee	1
Fort Pierce, Brevard	1
Fort Worth, Broward	1
Franklin, Orange	1
Gainesville, Santa Rosa	1
Crescent City, Marion	1
Crestview, Unknown	1
Coal City, Pasco	1
Commerce Township, Manatee	1
Crawfordville, Alachua	1

COVID-19: characteristics of 29,171 Florida resident cases

Data through Jan 19, 2021 verified as of Jan 20, 2021 at 09:25 AM

Data in this report are provisional and subject to change.

The table below includes the cities and counties of residence for cases in Florida residents based on the patient's ZIP Code. Note that city is not always received as part of the initial notification and may be missing while the case is being investigated.

City and county	Cases
Delray Beach, Broward	1
Addison, Pasco	1
Alafaya, Dade	1
Apo, Collier	1
Apopka, Alachua	1
Apopka, Citrus	1
Belle Isle, Seminole	1
Arabi, Orange	1
At Large, Broward	1
Austin, Dade	1
Azalea Park, Broward	1
Brownsville, Escambia	1
Boys Ranch, Suwannee	1
Celebration, Orange	1
Chicago, Broward	1
Big Torch Key, Monroe	1
Black, Holmes	1
Boca Raton, Lee	1
Bonifay, Unknown	1
Bonnie, Dade	1
Bonnie, St. Johns	1
Winter Park, Manatee	1
Winter Park, Palm Beach	1
Winter Park, Volusia	1
Winter Springs, Orange	1
Youngstown, Washington	1
Zellwood, Brevard	1
Zellwood, Osceola	1
West Hollywood, Broward	1
Waverly, Duval	1
Weston, Unknown	1
Wildwood, Lee	1
West Palm Beach, Unknown	1
Winnetka, Dade	1
Port Saint Lucie, Marion	1
Port St Luice, Unknown	1
Roswell, Bay	1
Ruskin, Dade	1
Ruskin, Manatee	1
Pompano Beach, Dade	1
Pompano Beach, Osceola	1
Port Charlotte, Lee	1
Pine Hills, Polk	1
Pembroke Pines, Unknown	1
Pensacola Naval Hospital, Escambia	1
Pace, Escambia	1
Painted Post, Pasco	1
Palatka, Marion	1
Scottsdale, Brevard	1
Saint Petersburg, Duval	1
St Peterburg, Orange	1
Stiamk, Dade	1
Sun City Center, Lee	1
Surfside Beach, Orange	1
Tavares, Unknown	1
Temple, Palm Beach	1
Wabasha, Clay	1
Unknown, Duval	1
Upland, Manatee	1

COVID-19: characteristics of 29,171 Florida resident cases

Data through Jan 19, 2021 verified as of Jan 20, 2021 at 09:25 AM

Data in this report are provisional and subject to change.

The table below includes the cities and counties of residence for cases in Florida residents based on the patient's ZIP Code. Note that city is not always received as part of the initial notification and may be missing while the case is being investigated.

City and county	Cases
Jacksonville, Baker	1
Jupiter Inlet, Palm Beach	1
Jzx, Unknown	1
Irmo, Unknown	1
Greensboro, Leon	1
Gainesville, Levy	1
Glen Cove, Unknown	1
Glen Saint Mary, Duval	1
Macclenny, Dixie	1
Madison, Jefferson	1
Metter, Manatee	1
Key West, Palm Beach	1
Kilgore, Dade	1
Lake Forest, Collier	1
Land O Lakes, Unknown	1
Landolakes, Unknown	1
Lawton, Okaloosa	1
Lima, Volusia	1
Mokena, Lee	1
Missing, Lafayette	1
Miamiardens, Unknown	1
Miamksaohes, Dade	1
Miami Dade, Unknown	1
Clearwater, Leon	1
Crestview, Broward	1
Clarcona, Seminole	1
Crystal River, Marion	1
Dalecity, Okaloosa	1
Deerfield Beach, Polk	1
Defuniak Springs, Okaloosa	1
Florida City, Unknown	1
Fleming Island, Duval	1
Fellsmere, Brevard	1
Eatonville, Hillsborough	1
El Dorado, Palm Beach	1
Bogota, Unknown	1
Canton, Duval	1
Bradenton, Lee	1
Callahan, Duval	1
Alafaya, Pinellas	1
Apopka, Leon	1
Alachua, Suwannee	1
Atlanta, Walton	1
Attalla, Broward	1
Auburn, Palm Beach	1
Autaugaville, Broward	1
Azalea Park, Lake	1
Azalea Park, Polk	1
Ocala, Duval	1
Ocoee, Manatee	1
Okeechobi, Unknown	1
Orem, Dade	1
Orlando, Clay	1
Orlando, Gadsden	1
Monument, Broward	1
Morrisville, Palm Beach	1
North Brunswick, St. Lucie	1
North Lauderdale, Unknown	1
North Porte, Unknown	1

COVID-19: characteristics of 29,171 Florida resident cases

Data through Jan 19, 2021 verified as of Jan 20, 2021 at 09:25 AM

Data in this report are provisional and subject to change.

The table below includes the cities and counties of residence for cases in Florida residents based on the patient's ZIP Code. Note that city is not always received as part of the initial notification and may be missing while the case is being investigated.

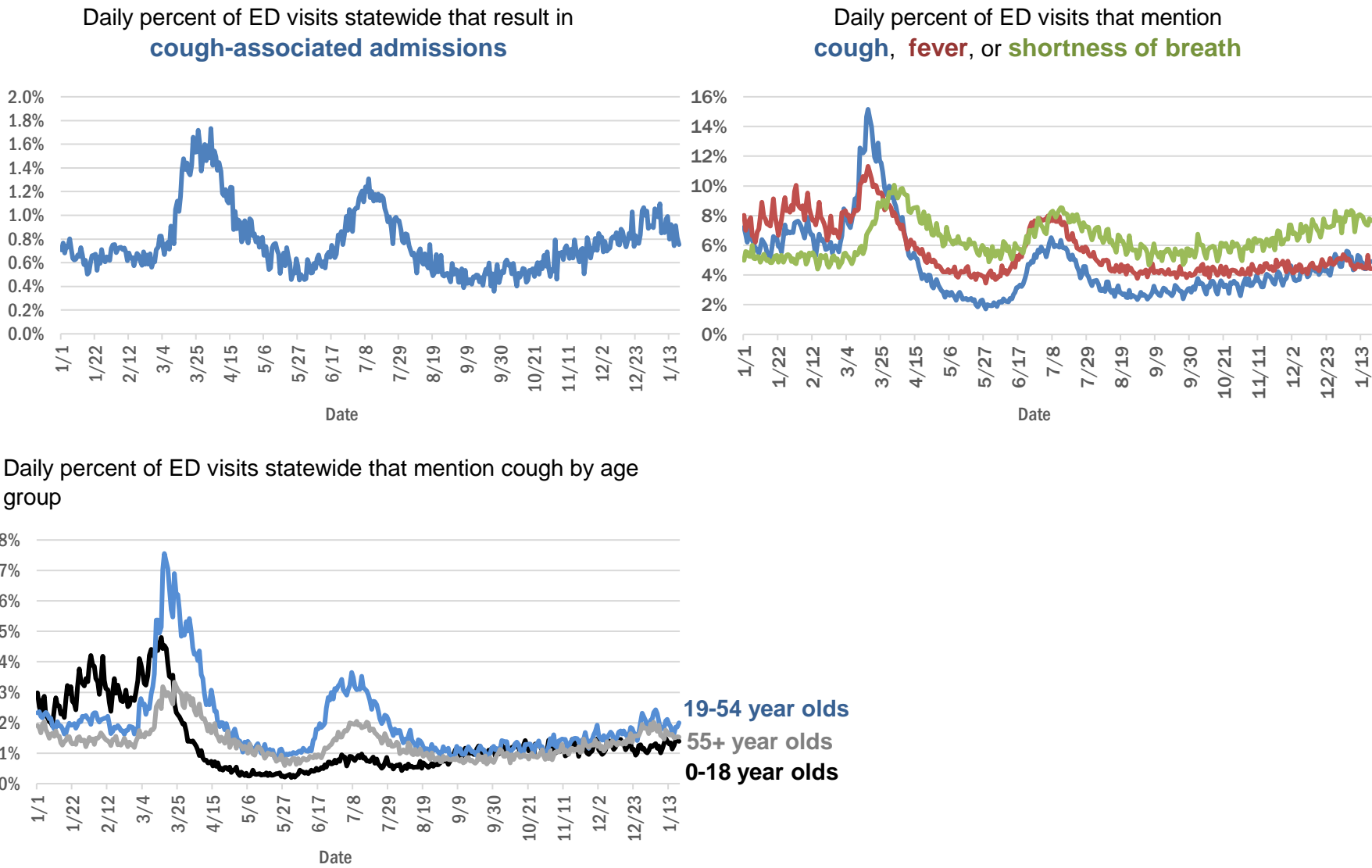
City and county	Cases
Notrealville, Polk	1
Rye, Palm Beach	1
Ridgewood, Lee	1
Roayl Palm Beach, Palm Beach	1
Roseville, Broward	1
San Marcos, Unknown	1
Sarasota, Unknown	1
Saint Petersburg, Bay	1
Plantation, Leon	1
Pooler, Broward	1
Port St. Lucie, Unknown	1
Putnam, Putnam	1
Orlando, Walton	1
Oviedo, Lake	1
Pensacola, Dade	1
Panomo City, Bay	1
Whippany, Volusia	1
Xifamk, Dade	1
Syracuse, Unknown	1
University Of Central Florida, Duval	1
Twentynine Palms, Broward	1
Surprise, Unknown	1
St Cloud, Orange	1
Vernon, Walton	1
Venezuela, Unknown	1
Winfield, Hillsborough	1
Winter Garden, Lee	1
Winter Garden, Unknown	1
Winter Park, Bay	1
West Miami, Unknown	1
Total	1,571,840

COVID-19: additional surveillance information

Data through Jan 19, 2021 verified as of Jan 20, 2021 at 09:25 AM

Data in this report are provisional and subject to change.

Statewide emergency department (ED) chief complaint and admission data



The Electronic Surveillance System for the Early Notification of Community-Based Epidemics (ESSENCE-FL) includes chief complaint data from 211 of 211 Florida EDs. Data are transmitted electronically to ESSENCE-FL daily or hourly.

COVID-19: testing by laboratory

Data through Jan 19, 2021 verified as of Jan 20, 2021 at 09:25 AM

Data in this report are provisional and subject to change.

The numbers in the table below represent the number of Florida and non-Florida residents for whom test results were received by the Department of Health. A person can be tested by more than one laboratory and can have both positive and negative results. **Therefore, the sum of the numbers in each column will be larger than the total number of people tested.**

Reporting lab	Inconclusive	Negative	Positive	Percent positive	Total
LABORATORY CORPORATION OF AMERICA	2,310	1,433,055	193,456	12%	1,628,821
QUEST DIAGNOSTICS	10,618	1,251,212	183,801	13%	1,445,631
CURATIVE LABS	11,598	1,183,989	172,831	13%	1,368,418
BIO REFERENCE LABORATORIES, INC	7,378	839,172	159,446	16%	1,005,996
HELIX	5,803	450,571	77,413	15%	533,787
GENETWORX	661	390,606	32,941	8%	424,208
REALTOX LABS LLC	3,915	352,554	56,346	14%	412,815
CDR MAGUIRE - HEALTH CARE CENTER		338,628	51,517	13%	390,145
RCA LABORATORY SERVICES, LLC		288,968	29,033	9%	318,001
NOMI_HEALTH	1,317	234,470	35,043	13%	270,830
EAST FLORIDA STATE COLLEGE - BREVARD		212,889	26,986	11%	239,875
IMPACT HEALTH BIOMETRIC TESTING, INC	1,000	191,471	21,782	10%	214,253
REAL DIAGNOSTICS	1,302	178,640	24,704	12%	204,646
NOMI HEALTH LAB SERVICES		172,664	19,631	10%	192,295
BPHL-JACKSONVILLE	18	141,538	25,302	15%	166,858
MAKO GENOMICS	6,713	126,480	22,450	14%	155,643
ELABNETWORK	1,058	135,229	11,462	8%	147,749
ADVENTHEALTH LAB	99	127,583	16,037	11%	143,719
MAYO CLINIC LABORATORIES	314	123,361	15,685	11%	139,360
NORTHWEST LABORATORY	246	121,035	6,471	5%	127,752
FULGENT DIAGNOSTICS LABORATORY	2,296	112,154	12,080	10%	126,530
BAYCARE LABORATORIES LLC	529	114,938	10,448	8%	125,915
BPHL-MIAMI	225	102,087	17,317	14%	119,629
MEMORIAL REGIONAL HOSPITAL SOUTH	23	98,046	20,126	17%	118,195
PWNHEALTH	538	103,429	13,438	11%	117,405
ASCENSION SACRED HEART HOSPITAL - PENSACOLA	2	100,259	15,493	13%	115,754
ADVENT HEALTH LAB	112	101,260	13,957	12%	115,329
MEDICAL DIAGNOSTIC LABORATORIES	973	98,458	14,204	12%	113,635
BIOCOLLECTIONS WORLDWIDE, INC	690	99,784	12,642	11%	113,116
ORLANDO HEALTH SYSTEM	651	97,342	10,113	9%	108,106
KORVALABS, INC	1,284	91,233	4,677	5%	97,194
UF HEALTH MEDICAL LAB	33	86,509	7,594	8%	94,136
BPHL-TAMPA (SPECTRUM BLVD)	45	76,215	14,276	16%	90,536
TAMPA GENERAL HOSPITAL	4	79,747	7,534	9%	87,285
AKESOGEN		73,297	13,631	16%	86,928
SUNPATH MEDICAL DIAGNOSTICS LABORATORY	752	73,906	11,365	13%	86,023
TESTING MATTERS INC	264	73,663	11,419	13%	85,346
DIATHERIX LABORATORIES		73,511	11,149	13%	84,660
BAPTIST HEALTH SOUTH FLORIDA	305	65,234	10,494	14%	76,033
REAL DIAGNOSITICS	447	60,389	9,400	13%	70,236
ASCENSION ST VINCENT'S - RIVERSIDE	1	59,450	8,715	13%	68,166
JACKSON MEMORIAL HOSPITAL CLINICAL LAB	79	52,958	9,959	16%	62,996
LAKELAND REGIONAL MEDICAL CENTER	129	53,856	7,112	12%	61,097
SOUTH MIAMI HOSPITAL LAB	291	51,352	7,539	13%	59,182
UF HEALTH SHANDS HOSPITAL	377	52,570	3,850	7%	56,797
ARUP LABORATORIES	16	50,024	2,916	6%	52,956
AIT LABORATORIES		47,074	5,761	11%	52,835

COVID-19: testing by laboratory

Data through Jan 19, 2021 verified as of Jan 20, 2021 at 09:25 AM

Data in this report are provisional and subject to change.

The numbers in the table below represent the number of Florida and non-Florida residents for whom test results were received by the Department of Health. A person can be tested by more than one laboratory and can have both positive and negative results. **Therefore, the sum of the numbers in each column will be larger than the total number of people tested.**

Reporting lab	Inconclusive	Negative	Positive	Percent positive	Total
AMERICAN HEALTH ASSOCIATES	9	46,977	3,556	7%	50,542
AEGIS SCIENCES CORPORATION	343	41,798	7,728	15%	49,869
INGENIOUS PERSONALIZED MEDICINE	155	38,322	8,016	17%	46,493
APPLIED INGENUITY DIAGNOSTICS LLC		43,858	1,972	4%	45,830
VIRACOR EUROFINs		35,226	9,761	22%	44,987
TALLAHASSEE MEMORIAL HOSPITAL	211	38,351	4,733	11%	43,295
BAPTIST HEALTH - JACKSONVILLE	4	39,919	3,233	7%	43,156
GENESIS REFERENCE LABORATORIES		34,448	4,015	10%	38,463
ORANGE COUNTY CONVENTION CENTER		33,330	3,670	10%	37,000
SARASOTA MEMORIAL HOSPITAL MAIN LAB	12	33,607	3,096	8%	36,715
MILLENNIUM PHYSICIAN GROUP	17	30,138	5,732	16%	35,887
BROWARD GENERAL MEDICAL CENTER-CLINICAL LAB	2	32,356	3,458	10%	35,816
MIAMI DADE COUNTY		32,093	3,528	10%	35,621
LEE HEALTH - CAPE CORAL HOSPITAL	3	30,041	5,051	14%	35,095
WALGREENS	32	28,551	5,268	16%	33,851
NICKLAUS CHILDREN'S HOSPITAL	61	29,366	4,370	13%	33,797
FLORIDA HOSPITAL - TAMPA	37	30,891	2,729	8%	33,657
UNIVERSITY OF MIAMI HOSPITAL	32	30,369	3,232	10%	33,633
UF HEALTH JACKSONVILLE	47	28,840	3,352	10%	32,239
ECCO LAB GROUP CO	454	26,462	4,305	14%	31,221
ADVENTIST HEALTH SYSTEMS SUNBELT INC DBA		26,940	2,832	10%	29,772
NORTH FLORIDA REGIONAL MEDICAL CENTER		23,783	2,953	11%	26,736
ST JOSEPHS HOSPITAL LABORATORY	23	23,111	3,080	12%	26,214
JUPITER MEDICAL CENTER LAB	69	23,731	2,242	9%	26,042
MOUNT SINAI MEDICAL CENTER	9	23,347	2,535	10%	25,891
BRANDON REGIONAL HOSPITAL		22,665	3,066	12%	25,731
DWIC OF TAMPA BAY INC		22,826	2,381	9%	25,207
PALMETTO GENERAL HOSPITAL LAB	3	19,656	4,133	17%	23,792
JFK MEDICAL CENTER LAB	1	20,757	2,719	12%	23,477
ACCESS DX LABORATORY	209	20,392	2,018	9%	22,619
STATLAB_MOBILE	1	19,887	2,003	9%	21,891
CB SMITH PARK		18,447	3,162	15%	21,609
STS LAB 2 LLC	6	20,391	1,044	5%	21,441
INTEGRATED REGIONAL LABORATORIES LLP	1	18,345	3,047	14%	21,393
WATSON CLINIC LLP		16,989	3,939	19%	20,928
NAPLES COMMUNITY HOSPITAL	67	18,701	1,929	9%	20,697
ADVENT HEALTH - DAYTONA BEACH	32	18,890	1,563	8%	20,485
AVENTUS BIO LABS	16	17,770	2,605	13%	20,391
PANCARE OF FLORIDA INC		18,047	2,122	11%	20,169
LAB DIAGNOSTICS LLC	383	14,420	5,246	26%	20,049
HEALTHLINK DIAGNOSTIC LABORATORIES	259	17,753	2,027	10%	20,039
HOLY CROSS HOSPITAL CLINICAL LAB	1	18,355	1,617	8%	19,973
MORTON PLANT HOSPITAL-ADLER INSTITUTE	26	17,673	2,066	10%	19,765
EXACT SCIENCES LABORATORIES		17,479	2,194	11%	19,673

COVID-19: testing by laboratory

Data through Jan 19, 2021 verified as of Jan 20, 2021 at 09:25 AM

Data in this report are provisional and subject to change.

The numbers in the table below represent the number of Florida and non-Florida residents for whom test results were received by the Department of Health. A person can be tested by more than one laboratory and can have both positive and negative results. **Therefore, the sum of the numbers in each column will be larger than the total number of people tested.**

Reporting lab	Inconclusive	Negative	Positive	Percent positive	Total
PATIENTS FIRST LAKE ELLA MEDICAL CENTER PA		16,226	2,999	16%	19,225
MEDFAST URGENT CARE CENTERS, LLC	10	16,335	2,546	13%	18,891
DRS CLACK SPENCER WHITE & MCCORMACK PA D/B/A		17,052	1,801	10%	18,853
INFINITY BIOLOGIX LLC	54	17,562	745	4%	18,361
SAINT MARY'S MEDICAL CENTER	22	16,407	1,928	11%	18,357
HEALTH CENTER AT SINAI RESIDENCES		16,932	506	3%	17,438
NIGHT LITE PEDIATRIC CENTER LLC		15,320	1,948	11%	17,268
BIOCERNA LABS	461	14,582	2,112	12%	17,155
GENESIS MEDICAL LABORATORY	189	13,977	2,722	16%	16,888
AHALABS		15,715	1,063	6%	16,778
MINUTECLINIC LLC		13,632	2,685	16%	16,317
LEESBURG REGIONAL MEDICAL CENTER		13,732	1,851	12%	15,583
UNITED CLINICAL LABORATORY LLC	2	13,625	1,945	12%	15,572
BAYFRONT HEALTH - ST PETERSBURG	17	13,239	2,137	14%	15,393
CLEVELAND CLINIC HOSPITAL LAB	4	13,487	1,887	12%	15,378
OSCEOLA REGIONAL MEDICAL CENTER	1	13,385	1,972	13%	15,358
HOMESTEAD HOSPITAL CLINICAL LABORATORY	26	12,248	2,618	18%	14,892
MEMORIAL HOSPITAL JACKSONVILLE	8	12,289	2,428	16%	14,725
INDIAN RIVER MEDICAL CENTER LAB		13,669	851	6%	14,520
MALABAR MEDICAL WALK IN CLINIC		11,876	1,910	14%	13,786
ORANGE PARK MEDICAL CENTER	9	11,350	2,333	17%	13,692
NORTHWEST MEDICAL CENTER	1	11,931	1,682	12%	13,614
CLEVELAND CLINIC TRADITION HOSPITAL		12,587	972	7%	13,559
WELLINGTON REGIONAL MED CTR LAB	5	11,898	1,451	11%	13,354
BETHESDA HOSPITAL EAST		11,980	1,178	9%	13,158
DELRAY MEDICAL CENTER LAB	3	11,816	1,328	10%	13,147
WEST KENDALL BAPTIST HOSPITAL	10	10,602	2,534	19%	13,146
PRIVA PATH LABS	61	12,297	761	6%	13,119
VISTA CLINICAL DIAGNOSTICS	386	11,442	1,270	10%	13,098
MEMORIAL REGIONAL HOSPITAL CLINICAL LABORATORY	10	12,219	843	6%	13,072
OAK HILL HOSPITAL		11,583	1,459	11%	13,042
INDIAN RIVER PATHOLOGY LLC		11,899	1,105	8%	13,004
LEE HEALTH - LEE MEMORIAL HOSPITAL		9,632	3,305	26%	12,937
LAWNWOOD REGIONAL MEDICAL CENTER	1	10,996	1,743	14%	12,740
ACCESS MEDICAL LABORATORIES	4	6,452	6,112	49%	12,568
BAPTIST HEALTH - SOUTH		11,424	994	8%	12,418
BAPTIST HEALTHCARE - BAPTIST HOSPITAL	5	9,695	2,618	21%	12,318
WINTER HAVEN HOSPITAL CLINICAL LABORATORY	4	10,316	1,835	15%	12,155
LARGO MEDICAL CENTER		10,791	1,364	11%	12,155
CLARITY LAB SOLUTIONS	68	10,532	1,327	11%	11,927
FLORIDA HOSPITAL WATERMAN LABORATORY	70	10,997	858	7%	11,925
ST ANTHONY'S HOSPITAL LAB	29	10,407	1,328	11%	11,764
UHEALTH CORAL GABLES/LENNAR MED CTR	3	11,107	629	5%	11,739
LAKE CITY HM		10,785	947	8%	11,732
ST MARKS HOSPITAL LABORATORY B	78	10,627	1,002	9%	11,707

COVID-19: testing by laboratory

Data through Jan 19, 2021 verified as of Jan 20, 2021 at 09:25 AM

Data in this report are provisional and subject to change.

The numbers in the table below represent the number of Florida and non-Florida residents for whom test results were received by the Department of Health. A person can be tested by more than one laboratory and can have both positive and negative results. **Therefore, the sum of the numbers in each column will be larger than the total number of people tested.**

Reporting lab	Inconclusive	Negative	Positive	Percent positive	Total
BINAXNOW	9	8,979	2,677	23%	11,665
PWN HEALTH	17	9,428	2,054	18%	11,499
WEST FLORIDA HOSPITAL LAB		8,898	2,532	22%	11,430
NONA SCIENTIFIC	5	8,541	2,839	25%	11,385
GOOD SAMARITAN MEDICAL CENTER LAB	2	9,863	1,483	13%	11,348
WESTSIDE REGIONAL MED CTR	2	9,670	1,631	14%	11,303
MEDICAL CENTER OF TRINITY CLINICAL LABORATORY	2	9,878	1,206	11%	11,086
PALMS WEST HOSPITAL LAB	2	9,444	1,601	14%	11,047
MERCY HOSPITAL A CAMPUS OF PLANTATION GEN HOSP LAB	1	9,142	1,797	16%	10,940
GULF COAST MEDICAL CENTER MICROLAB		8,475	2,396	22%	10,871
ST JOSEPHS HOSPITAL	18	9,370	1,374	13%	10,762
REGIONAL MEDCIAL CENTER BAYONET POINT	2	9,816	850	8%	10,668
THE VILLAGES REGIONAL HOSPITAL		9,442	1,029	10%	10,471
LARKIN COMMUNITY HOSPITAL INC DBA CARDIOTROPIC		6,820	3,621	35%	10,441
LARKIN COMMUNITY HOSPITAL	10	8,997	1,398	13%	10,405
COAST DIAGNOSTICS LLC	43	9,341	1,006	10%	10,390
CAPITAL REGIONAL MEDICAL CTR		8,279	2,094	20%	10,373
THE HEALTHCARE DISTRICT OF PALM BEACH COUNTY	39	8,958	1,244	12%	10,241
CORAL GABLES HOSPITAL CLINICAL LABORATORY		8,547	1,676	16%	10,223
AVENTURA HOSPITAL LAB		8,253	1,926	19%	10,179
MEASE COUNTRYSIDE LAB	14	9,118	1,046	10%	10,178
HALIFAX MEDICAL CENTER LAB	35	8,630	1,501	15%	10,166
GENOVA DIAGNOSTICS LABORATORY	42	9,163	837	8%	10,042
WEST BOCA MEDICAL CENTER LAB		9,250	755	8%	10,005
BLAKE MEDICAL CENTER		8,598	1,278	13%	9,876
SRQ DRIVE THROUGH		8,944	905	9%	9,849
MANATEE MEMORIAL HOSPITAL		8,999	830	8%	9,829
FLORIDA LABORATORY ANALYSIS		8,639	1,178	12%	9,817
ADVENTHEALTH CENTRA CARE LAKE BUENA VISTA		8,865	948	10%	9,813
LEE HEALTH - HEALTH PARK MEDICAL CENTER		8,098	1,653	17%	9,751
PALM BEACH GARDENS MEDICAL CTR LAB		8,739	936	10%	9,675
PATHNOSTICS	37	7,514	2,116	22%	9,667
PALM BEACH BALL PARK		8,605	1,000	10%	9,605
AVECINA	17	8,857	671	7%	9,545
BAPTIST HEALTH SOUTH FLORIDA - WEST KENDALL URGENT CARE		7,886	1,521	16%	9,407
FLORIDA HOSPITAL HEARTLAND MED CTR CLINICAL LAB	33	8,070	1,224	13%	9,327
NEMOURS CHILDRENS HOSPITAL	1	8,744	506	5%	9,251
ADVENT HEALTH - WESLEY CHAPEL	14	8,326	857	9%	9,197
BOSTON HEART DIAGNOSTICS CORP		7,990	1,184	13%	9,174
LAKE CITY MEDICAL CENTER		7,177	1,981	22%	9,158
P4 CLINICAL, LLC	189	8,006	887	10%	9,082
DOCTORS HOSPITAL	7	7,329	1,461	17%	8,797
AVECINA MEDICAL	4	6,171	2,564	29%	8,739
LABSTAT LLC	3	8,100	392	5%	8,495
PLANTATION GENERAL HOSPITAL		7,173	1,318	16%	8,491
FLORIDA MEDICAL CENTER - A CAMPUS OF NORTH SHORE	2	7,348	1,002	12%	8,352
AVECINA MEDICAL OAKLEAF	3	6,977	1,330	16%	8,310

COVID-19: testing by laboratory

Data through Jan 19, 2021 verified as of Jan 20, 2021 at 09:25 AM

Data in this report are provisional and subject to change.

The numbers in the table below represent the number of Florida and non-Florida residents for whom test results were received by the Department of Health. A person can be tested by more than one laboratory and can have both positive and negative results. **Therefore, the sum of the numbers in each column will be larger than the total number of people tested.**

Reporting lab	Inconclusive	Negative	Positive	Percent positive	Total
VIKOR SCIENTIFIC	20	6,759	1,510	18%	8,289
LEON MEDICAL CENTERS LLC		6,401	1,799	22%	8,200
NORTHSIDE HOSPITAL AND HEART INSTITUTE		7,361	829	10%	8,190
INFORM DIAGNOSTICS, INC		7,695	453	6%	8,148
CORAL SPRINGS MED CTR		7,355	788	10%	8,143
CENTRAL FLORIDA REGIONAL HOSPITAL		7,257	833	10%	8,090
FLORIDA HOSPITAL DELAND	10	6,924	1,025	13%	7,959
PRECISION HEALTH RESOURCES LLC		7,461	494	6%	7,955
FLORIDA HOSPITAL FLAGLER	29	7,286	640	8%	7,955
ALL CHILDREN'S HOSPITAL		7,208	530	7%	7,738
AMERICAN FAMILY CARE		3,951	3,761	49%	7,712
NORTH SHORE MEDICAL CENTER		6,335	1,292	17%	7,627
NCH NORTH NAPLES HOSPITAL LAB	15	6,733	829	11%	7,577
CARDIOPATH	1	6,757	773	10%	7,531
BROWARD HEALTH NORTH CLINICAL LABORATORY		6,672	843	11%	7,515
FLORIDA HOSPITAL ZEPHYRHILLS	10	6,706	752	10%	7,468
OCALA REGIONAL MEDICAL CENTER		6,470	962	13%	7,432
EXPRESS GENE MOLECULAR DIAGNOSTICS LABORATORY		6,166	1,225	17%	7,391
FLORIDA HOSPITAL OF CARROLLWOOD	23	6,291	1,012	14%	7,326
KD MEDICAL CHOICE LLC	1	6,623	696	10%	7,320
WEST PALM HOSPITAL LAB		6,659	575	8%	7,234
BAPTIST HEALTH SOUTH FLORIDA - COUNTRY WALK URGENT CARE		5,994	1,234	17%	7,228
LEE HEALTH - GULF COAST MEDICAL CENTER	2	5,742	1,445	20%	7,189
CLEVELAND CLINIC MARTIN SOUTH HOSPITAL	1	6,304	734	10%	7,039
MEDARBOR DIAGNOSTICS	1	5,907	1,064	15%	6,972
BAPTIST HEALTH - BEACHES		6,356	546	8%	6,902
SOUTH BAY HOSPITAL CLINICAL LAB		6,169	673	10%	6,842
SARKIS CLINICAL TRIALS	19	5,934	875	13%	6,828
MEMORIAL HOSPITAL WEST LABORATORY SERVICES	14	6,158	642	9%	6,814
LUMINUS DIAGNOSTICS		6,228	545	8%	6,773
VISTA CLINICAL	8	3,827	2,706	41%	6,541
BAYCARE COMMUNITY HEALTH		6,341	171	3%	6,512
MEDEXPRESS URGENT CARE	2	4,397	2,090	32%	6,489
POINCIANA MEDICAL CENTER		5,010	1,465	23%	6,475
FULGENT DIAGNOSTICS	101	5,906	463	7%	6,470
NCF DIAGNOSTICS & DNA TECHNOLOGIES LAB	109	5,994	361	6%	6,464
ISPM LABS, LLC DBA CAPSTONE DIAGNOSTICS, LLC		6,134	320	5%	6,454
MORTON PLANT-MEASE	5	5,841	581	9%	6,427
CernerELR_Advent		5,537	879	14%	6,416
BAPTIST HEALTH SOUTH FLORIDA - MIAMI LAKES URGENT CARE		5,011	1,394	22%	6,405
MEMORIAL HOSPITAL MICRO		5,923	457	7%	6,380
ARCPPOINT LABS OF FORT MYERS	4	5,567	807	13%	6,378
WEST MARION COMMUNITY HOSPITAL LAB		5,339	1,011	16%	6,350
ANNE BATES LEACH EYE HOSPITAL/ ABLEH MICROBIOLOGY LABORATORY		6,157	92	1%	6,249
LAKEWOOD RANCH MEDICAL CENTER		5,676	482	8%	6,158
CLEVELAND CLINIC MARTIN NORTH HOSPITAL		5,415	723	12%	6,138
FLORIDA HOSPITAL FISH MEMORIAL	19	5,214	866	14%	6,099

COVID-19: testing by laboratory

Data through Jan 19, 2021 verified as of Jan 20, 2021 at 09:25 AM

Data in this report are provisional and subject to change.

The numbers in the table below represent the number of Florida and non-Florida residents for whom test results were received by the Department of Health. A person can be tested by more than one laboratory and can have both positive and negative results. **Therefore, the sum of the numbers in each column will be larger than the total number of people tested.**

Reporting lab	Inconclusive	Negative	Positive	Percent positive	Total
NATIONWIDE LABORATORY SERVICES INC	212	5,026	857	14%	6,095
ST LUCIE MEDICAL CENTER		4,815	1,191	20%	6,006
SANTA ROSA MEDICAL CENTER		4,730	1,092	19%	5,822
BAPTIST HEALTH SOUTH FLORIDA - WESTCHESTER URGENT CARE		4,694	1,060	18%	5,754
H LEE MOFFITT CANCER CENTER LABORATORY		5,551	172	3%	5,723
AVERO DIAGNOSTICS - IRVING	7	5,303	401	7%	5,711
ST JOSEPHS NORTH HOSPITAL LAB	7	4,933	762	13%	5,702
UNKNOWN	3	3,118	2,544	45%	5,665
BAPTIST HEALTH SOUTH FLORIDA - DORAL URGENT CARE		4,449	1,137	20%	5,586
HIALEAH HOSPITAL	4	4,338	1,237	22%	5,579
BAYFRONT HEALTH - VENICE REGIONAL MEDICAL	1	4,989	470	9%	5,460
OVIEDO MEDICAL CENTER		4,880	572	10%	5,452
IMPERIAL POINT MEDICAL CENTER		4,959	442	8%	5,401
BAPTIST HEALTH - NASSAU		5,106	291	5%	5,397
GENE BY GENE, GENOMICS RESEARCH CENTER LAB	41	5,065	242	5%	5,348
FLORIDA HOSPITAL OCALA		4,678	647	12%	5,325
ADVENTHEALTH CENTRA CARE WINTER GARDEN	1	4,741	527	10%	5,269
MARTIN HOSPITAL SOUTH LAB		4,966	282	5%	5,248
ADVENTHEALTH CENTRA CARE WINTER PARK		4,794	417	8%	5,211
SUNRISE MEDICAL LABORATORIES	2	4,861	345	7%	5,208
TROPICANA FIELD - LOT 2□	19	4,708	471	9%	5,198
SYNERGY LABORATORIES	7	4,554	625	12%	5,186
HOLIDAY CVS LLC		4,957	227	4%	5,184
FORT WALTON BEACH MEDICAL CENTER		4,322	757	15%	5,079
ST PETERSBURG GENERAL HOSPITAL		4,228	808	16%	5,036
ADVENTHEALTH CENTRA CARE DR PHILLIPS		4,602	399	8%	5,001
ADVENTHEALTH CENTRA CARE UNIVERSITY		4,513	438	9%	4,951
ADVENTHEALTH CENTRA CARE ST CLOUD		4,323	628	13%	4,951
SOUTH FLORIDA BAPTIST HOSPITAL MICRO	4	4,178	753	15%	4,935
BAPTIST HEALTH SOUTH FLORIDA - PEMBROKE PINES URGENT CARE		4,134	800	16%	4,934
TRINITY SPRINGS		4,165	699	14%	4,864
ADVENTHEALTH CENTRA CARE HUNTERS CREEK		4,246	614	13%	4,860
SYNERGY DIAGNOSTIC LABORATORY	85	4,265	495	10%	4,845
FLORIDA HOSPITAL NORTH PINELLAS	11	4,382	389	8%	4,782
MEDRITE MEDICAL CARE, PC	2,235	2,241	252	5%	4,728
ADVENTHEALTH CENTRA CARE WATERFORD LAKES		4,071	600	13%	4,671
BAYFRONT HEALTH - PORT CHARLOTTE		4,244	397	9%	4,641
BAPTIST HEALTH SOUTH FLORIDA - CORAL SPRINGS URGENT CARE		3,990	647	14%	4,637
NIGHT LITE PEDIATRICS	4	3,335	1,239	27%	4,578
DOCTORS URGENT CARE LLC	1	3,676	838	19%	4,515
EGLIN AIR FORCE BASE	12	3,287	1,213	27%	4,512
SOLARIS DIAGNOSTICS	6	4,039	467	10%	4,512
ADVENTHEALTH CENTRA CARE LAKELAND	1	3,902	578	13%	4,481
MEDICAL DNA LABS LLC	2	4,072	374	8%	4,448
MOFFITT CANCER CENTER	6	4,342	93	2%	4,441
ADVENTHEALTH CENTRA CARE CLERMONT		3,980	459	10%	4,439
ATLANTIS URGENT CARE	1	3,090	1,346	30%	4,437

COVID-19: testing by laboratory

Data through Jan 19, 2021 verified as of Jan 20, 2021 at 09:25 AM

Data in this report are provisional and subject to change.

The numbers in the table below represent the number of Florida and non-Florida residents for whom test results were received by the Department of Health. A person can be tested by more than one laboratory and can have both positive and negative results. **Therefore, the sum of the numbers in each column will be larger than the total number of people tested.**

Reporting lab	Inconclusive	Negative	Positive	Percent positive	Total
ADVENTHEALTH CENTRA CARE LEE ROAD		4,032	403	9%	4,435
PUTNAM COMMUNITY MEDICAL CENTER		3,808	593	13%	4,401
ACUTIS DIAGNOSTICS	16	3,569	796	18%	4,381
MEDEXPRESS URGENT CARE OF BOYNTON BEACH LLC		4,143	230	5%	4,373
COMMUNITY HEALTH CENTERS OF PINELLAS INC		3,447	916	21%	4,363
UNIVERSITY HOSPITAL AND MEDICAL CENTER		3,307	1,002	23%	4,309
SUNCOAST PATHOLOGY ASSOCIATES		3,924	353	8%	4,277
CLINICAL REFERENCE LABORATORY	2	4,059	185	4%	4,246
MEDEXPRESS URGENT CARE HUDSON		3,684	533	13%	4,217
HEALTHQUEST ESOTERICS		3,087	1,129	27%	4,216
ANGEL KIDS PEDIATRICS		3,959	253	6%	4,212
BAPTIST HEALTH - NORTH		3,251	941	22%	4,192
ADVENTHEALTH CENTRA CARE SANFORD		3,792	399	10%	4,191
QDX PATHOLOGY SERVICES	2	3,810	338	8%	4,150
ADVENTHEALTH CENTRA CARE KISSIMMEE		3,744	385	9%	4,129
ADVENTHEALTH CENTRA CARE APOPKA		3,594	511	12%	4,105
ADVENTHEALTH CENTRA CARE LAKE MARY		3,723	380	9%	4,103
NIGHT LITE PEDIATRICS URGENT CARE	1	3,413	636	16%	4,050
ADVENTIST HEALTH SYSTEMS, SUNBELT INC		3,554	456	11%	4,010
NORTHWEST FLORIDA COMMUNITY HOSPITAL	27	2,805	1,167	29%	3,999
MEASE DUNEDIN HOSPITAL	5	3,601	366	9%	3,972
PHYSICIANS REGIONAL MEDICAL CENTER - PINE RIDGE RD	1	3,263	704	18%	3,968
PALMS OF PASADENA HOSPITAL		3,513	452	11%	3,965
EMPIRE CITY LABORATORIES INC	40	3,393	526	13%	3,959
CARDIOTROPIC LABS	83	3,141	724	18%	3,948
BAPTIST HEALTH SOUTH FLORIDA - TAMiami TRAIL URGENT CARE		3,145	788	20%	3,933
DOCTORS URGENT CARE OF LUTZ LLC	1	3,075	805	21%	3,881
WESTCHESTER HOSPITAL	23	3,100	747	19%	3,870
BAPTIST HEALTH SOUTH FLORIDA - CORAL GABLES (UNIVERSITY) URGENT CARE		3,367	491	13%	3,858
COASTAL MED URGENT CARE		2,471	1,376	36%	3,847
URGENT CARE CURE	2	3,311	533	14%	3,846
DOCTORS HOSPITAL OF SARASOTA CLINICAL LABORATORY		3,316	485	13%	3,801
RAULERSON HOSPITAL		3,134	662	17%	3,796
THE CENTER FOR URGENT CARE	3	3,122	667	18%	3,792
BAPTIST HEALTH SOUTH FLORIDA - PINECREST URGENT CARE		3,269	517	14%	3,786
ADVENTHEALTH CENTRA CARE MOUNT DORA		3,335	402	11%	3,737
MICROGEN DX	3	3,133	600	16%	3,736
MEDEXPRESS URGENT CARE - ESTERO		3,377	354	9%	3,731
BAPTIST HEALTH SOUTH FLORIDA - KENDALE LAKES URGENT CARE		2,950	752	20%	3,702
PARAMOUNT URGENT CARE		1,795	1,903	51%	3,698
BAPTIST HEALTH SOUTH FLORIDA - CORAL GABLES URGENT CARE		3,053	610	17%	3,663
ADVENTHEALTH CENTRA CARE ALTAMONTE		3,274	370	10%	3,644
AHCC WESLEY CHAPEL		3,266	359	10%	3,625
CLARITY LAB SOLUTIONS LLC		3,608	4	0%	3,612
INDIAN RIVER MEDICAL CENTER		3,017	566	16%	3,583
TALLAHASSEE PRIMARY CARE ASSOCIATES		3,092	476	13%	3,568
HEALTH FIRST ADVENTHEALTH CENTRA CARE GATEWAY	1	3,179	332	9%	3,512

COVID-19: testing by laboratory

Data through Jan 19, 2021 verified as of Jan 20, 2021 at 09:25 AM

Data in this report are provisional and subject to change.

The numbers in the table below represent the number of Florida and non-Florida residents for whom test results were received by the Department of Health. A person can be tested by more than one laboratory and can have both positive and negative results. **Therefore, the sum of the numbers in each column will be larger than the total number of people tested.**

Reporting lab	Inconclusive	Negative	Positive	Percent positive	Total
BAPTIST HEALTH SOUTH FLORIDA - PALMETTO BAY URGENT CARE		2,924	568	16%	3,492
ADVENTHEALTH CENTRA CARE AZALEA PARK		3,001	452	13%	3,453
ADVENTHEALTH CENTRA CARE OVIEDO		3,030	407	12%	3,437
BETHESDA HOSPITAL WEST		3,105	327	10%	3,432
MEMORIAL HOSPITAL- MIRAMAR	12	3,152	267	8%	3,431
NCH DOWNTOWN NAPLES HOSPITAL	10	2,984	429	13%	3,423
TWIN CITIES HOSPITAL	1	2,982	426	12%	3,409
MEDEXPRESS URGENT CARE - WEST TAMPA		3,093	311	9%	3,404
HealthSentry_UHS	1	3,026	325	10%	3,352
MINUTECLINIC LLC #3703		2,806	542	16%	3,348
SIPARADIGM LLC	16	3,143	181	5%	3,340
HEALTH FIRST ADVENTHEALTH CENTRA CARE TITUSVILLE		2,997	342	10%	3,339
MEDEXPRESS URGENT CARE - ROYAL PALM BEACH		3,063	276	8%	3,339
MINUTECLINIC		2,867	454	14%	3,321
MIDWAY SPECIALTY CARE CENTER DIAGNOSTICS	38	3,051	225	7%	3,314
BAYFRONT HEALTH - SEVEN RIVERS		3,000	308	9%	3,308
ADVENTHEALTH CENTRA CARE ORANGE LAKE		2,942	349	11%	3,291
MEDEXPRESS URGENT CARE - GOLDEN GATE		2,945	327	10%	3,272
MEDEXPRESS URGENT CARE PALM BEACH GARDENS		3,056	215	7%	3,271
ADVENT HEALTH - HEART OF FLORIDA ER	1	2,808	461	14%	3,270
NCH NORTH NAPLES HOSPITAL	4	2,784	472	14%	3,260
ADVENTHEALTH CENTRA CARE LONGWOOD		2,957	275	9%	3,232
ASCENSION SACRED HEART - EMERALD COAST		2,654	577	18%	3,231
US BIOTEK LABORATORIES	13	2,880	338	10%	3,231
BAYA PHARMACY & URGENT CARE		2,313	916	28%	3,229
ADVENTHEALTH CENTRA CARE PORT ORANGE		2,949	255	8%	3,204
PEDIATRIC HEALTH CARE ALLIANCE PA		2,901	291	9%	3,192
BAPTIST HEALTH SOUTH FLORIDA - DAVIE URGENT CARE		2,635	527	17%	3,162
ADVENTHEALTH CENTRA CARE SAND LAKE		2,909	248	8%	3,157
PRO CLINIC		2,501	638	20%	3,139
BAYFRONT HEALTH - BROOKSVILLE		2,753	385	12%	3,138
ESCAMBIA COMMUNITY CLINICS INC	7	2,221	833	27%	3,061
DOCTORS TEST CENTERS		2,667	383	13%	3,050
BAPTIST HEALTH SOUTH FLORIDA - WESTON URGENT CARE		2,694	339	11%	3,033
MEDEXPRESS URGENT CARE - LAKELAND		2,658	342	11%	3,000
FLORIDA FAMILY LABORATORY, INC DBA	8	2,695	256	9%	2,959
ADVENTHEALTH CENTRA CARE LEESBURG		2,568	365	12%	2,933
ENGLEWOOD COMMUNITY HOSPITAL		2,631	294	10%	2,925
LAKESIDE MEDICAL CENTER		2,286	630	22%	2,916
AMELIA URGENT CARE		1,515	1,373	48%	2,888
STONE CLINICAL LABORATORIES		2,789	96	3%	2,885
BARTOW REGIONAL MEDICAL CENTER	1	2,436	443	15%	2,880
WALGREENS ORLANDO	3	2,523	339	12%	2,865
VETERANS AFFAIRS MEDICAL CENTER - ORLANDO		1,343	1,507	53%	2,850
DESOTO MEMORIAL HOSPITAL	3	2,326	505	18%	2,834
ADVENTHEALTH CENTRA CARE SOUTH ORANGE		2,530	303	11%	2,833
EMERALD COAST URGENT CARE		2,135	698	25%	2,833

COVID-19: testing by laboratory

Data through Jan 19, 2021 verified as of Jan 20, 2021 at 09:25 AM

Data in this report are provisional and subject to change.

The numbers in the table below represent the number of Florida and non-Florida residents for whom test results were received by the Department of Health. A person can be tested by more than one laboratory and can have both positive and negative results. **Therefore, the sum of the numbers in each column will be larger than the total number of people tested.**

Reporting lab	Inconclusive	Negative	Positive	Percent positive	Total
WALGREEN CO	2	2,494	317	11%	2,813
MEDCOMP SCIENCES LLC	29	1,321	1,456	52%	2,806
ADVENTHEALTH PROMPT CARE	1	1,967	830	30%	2,798
BAPTIST HEALTH URGENT CARE AT SAWGRASS		2,325	444	16%	2,769
BAPTIST HEALTH SOUTH FLORIDA - BRICKELL URGENT CARE		2,294	469	17%	2,763
CernerELR_Baycare	22	2,555	180	7%	2,757
HIGHLANDS REGIONAL MEDICAL CENTER		2,075	616	23%	2,691
PRECISION HEALTH SOLUTIONS		2,591	91	3%	2,682
CENTRA CARE – WATERFORD LAKES		2,097	577	22%	2,674
BAYFRONT HEALTH - PUNTA GORDA		2,456	184	7%	2,640
SELECT LABORATORIES - MARION COUNTY, FL LLC	3	2,431	191	7%	2,625
CITRUS MEMORIAL HOSPITAL LABORATORY		2,232	381	15%	2,613
MEMORIAL HOSPITAL PEMBROKE	3	2,266	303	12%	2,572
PARAMOUNT URGENT CARE - WINDERMERE		1,638	934	36%	2,572
BMCT Molecular Diagnostics Subsection		2,100	461	18%	2,561
ADVENT HEALTH - OCALA		2,124	430	17%	2,554
ADVENTHEALTH CENTRA CARE COLONIAL TOWN	1	2,314	231	9%	2,546
MEDEXPRESS URGENT CARE CAPE CORAL		2,147	375	15%	2,522
BAYFRONT HEALTH - SPRING HILL		2,282	239	9%	2,521
HOLIDAY CVS LLC DBA CVS PHARMACY #5154		2,437	67	3%	2,504
GENESIS DIAGNOSTICS		2,285	211	8%	2,496
HEALTH FIRST ADVENTHEALTH CENTRA CARE COCOA		2,250	213	9%	2,463
EMERALD COAST URGENT CARE LLC		1,804	653	27%	2,457
PALMS MEDICAL GROUP	5	1,693	756	31%	2,454
ACCU REFERENCE MEDICAL LAB		1,852	591	24%	2,443
SPORTS DRUG TESTING LABORATORY	43	2,299	82	3%	2,424
CernerELR_BaptistMiami	6	2,089	299	12%	2,394
EMERALD COAST URGENT CARE, LLC	1	1,793	598	25%	2,392
LEE HEALTH CONVENIENT CARE - PAGE FIELD		1,985	399	17%	2,384
MEDEXPRESS URGENT CARE - DELAND		2,145	233	10%	2,378
LEE HEALTH - COCONUT POINT CLINICAL LAB	2	1,872	433	19%	2,307
COMMUNITY HEALTH NORTHWEST FLORIDA	4	1,739	543	24%	2,286
HEALTH FIRST ADVENTHEALTH CENTRA CARE MALABAR		2,055	222	10%	2,277
MARINERS HOSPITAL		2,049	218	10%	2,267
BAPTIST HEALTHCARE - GULF BREEZE HOSPITAL	3	1,875	388	17%	2,266
BAPTIST HEALTH EMERGENCY CENTER COUNTRY WALK	1	1,902	362	16%	2,265
VENTURE MEDICAL OF FLORIDA LLC		2,067	182	8%	2,249
PHYSICIANS STAT LAB	3	1,066	1,168	52%	2,237
ADVENT HEALTH - NEW SMYRNA		1,750	482	22%	2,232
PRIMEHEALTH URGENT CARE	1	1,865	360	16%	2,226
BAPTIST HEALTH - CLAY		1,886	338	15%	2,224
MINUTECLINIC LLC # 0709		1,893	330	15%	2,223
PHARMCO RX	2	2,027	187	8%	2,216
SCION LAB SERVICES LLC	22	2,020	166	8%	2,208
ADVENTIST HEALTH SYSTEMS SUNBELT IN DBA		2,000	203	9%	2,203
CENTRA CARE SAINT CLOUD	1	1,885	303	14%	2,189
NXGEN MDX LLC	4	1,946	234	11%	2,184

COVID-19: testing by laboratory

Data through Jan 19, 2021 verified as of Jan 20, 2021 at 09:25 AM

Data in this report are provisional and subject to change.

The numbers in the table below represent the number of Florida and non-Florida residents for whom test results were received by the Department of Health. A person can be tested by more than one laboratory and can have both positive and negative results. **Therefore, the sum of the numbers in each column will be larger than the total number of people tested.**

Reporting lab	Inconclusive	Negative	Positive	Percent positive	Total
MEDEXPRESS URGENT CARE LEHIGH ACRES		1,877	281	13%	2,158
BAPTIST HEALTH - OAKLEAF		1,755	389	18%	2,144
PROHEALTH		711	1,427	67%	2,138
LOWER KEYS MEDICAL CENTER		1,890	243	11%	2,133
BAPTIST HEALTH SOUTH FLORIDA - MIAMI BEACH URGENT CARE		1,828	301	14%	2,129
PHYSICIANS REGIONAL MEDICAL CENTER - COLLIER BLVD	1	1,523	593	28%	2,117
PRIMEHEALTH URGENT CARE INC		1,805	304	14%	2,109
ADVENTHEALTH CENTRA CARE KIDS LAKE MARY		1,970	134	6%	2,104
PREMIER URGENT CARE OF BREVARD LLC	1	1,776	311	15%	2,088
FLORIDA COMMUNITY HEALTH CENTER		1,620	426	21%	2,046
ADVENT HEALTH CENTRA CARE -WINTER PARK KIDS URGENT CARE	4	1,825	205	10%	2,034
MEDEXPRESS FORT MYERS		1,730	261	13%	1,991
ADVENTHEALTH EXPRESS CARE		1,519	450	23%	1,969
DOC SMILEY'S URGENT CARE		1,706	247	13%	1,953
MINUTECLINIC LLC #3631		1,645	307	16%	1,952
GESSLER CLINIC		1,240	690	36%	1,930
MINUTECLINIC LLC 5852		1,613	311	16%	1,924
ASSOCIATED PATHOLOGISTS, LLC	3	1,558	337	18%	1,898
BRASHEAR'S VITAL CARE CORP		1,434	455	24%	1,889
ADVENTHEALTH CENTRA CARE		1,678	201	11%	1,879
MEDEXPRESS URGENT CARE CORAL SPRINGS		1,673	180	10%	1,853
PARAMOUNT URGENT CARE - ORLANDO		1,198	648	35%	1,846
MEDONE PLLC		1,380	431	24%	1,811
TAMPA COMMUNITY HOSPITAL		1,512	296	16%	1,808
DONALD W ROBERTSON DO PA		1,368	438	24%	1,806
LABORATORY OF FLORIDA LLC	40	1,642	113	6%	1,795
MC DIAGNOSTIC OF CONNECTICUT, PC #2220		1,503	285	16%	1,788
FLORIDA MEDICAL CLINIC	3	907	866	49%	1,776
MEDEXPRESS URGENT CARE - VERO BEACH		1,549	223	13%	1,772
GENUS3		1,700	67	4%	1,767
MEDEXPRESS PORT CHARLOTTE		1,597	151	9%	1,748
FLOWERS HOSPITAL		1,576	169	10%	1,745
UNIVERSITY OF NORTH FLORIDA STUDENT HEALTH		1,655	46	3%	1,701
MEDEXPRESS URGENT CARE - CLEWISTON		1,418	280	16%	1,698
JW PLASTIC SURGERY		1,449	244	14%	1,693
DR G'S URGENT CARE		1,460	218	13%	1,678
PHYSICIAN ASSOCIATES		1,485	183	11%	1,668
ACCESS POINT HEALTHCARE URGENT & PRIMARY CARE	2	1,213	451	27%	1,666
DYNIX DIAGNOSTIX		1,333	275	17%	1,608
PARAMOUNT URGENT CARE - OVIEDO		983	624	39%	1,607
MEDFAST URGENT CARE CENTERS LLC		280	1,323	83%	1,603
MINUTECLINIC LLC #5249		1,243	348	22%	1,591
SPARROW HEALTHCARE	2	1,358	225	14%	1,585
ADVENTHEALTH CENTRA CARE CONWAY		1,344	237	15%	1,581
MINUTECLINIC LLC #4415		1,289	292	18%	1,581
MINUTECLINIC LLC		1,331	240	15%	1,571
OPTEO LABORATORY		1,534	33	2%	1,567

COVID-19: testing by laboratory

Data through Jan 19, 2021 verified as of Jan 20, 2021 at 09:25 AM

Data in this report are provisional and subject to change.

The numbers in the table below represent the number of Florida and non-Florida residents for whom test results were received by the Department of Health. A person can be tested by more than one laboratory and can have both positive and negative results. **Therefore, the sum of the numbers in each column will be larger than the total number of people tested.**

Reporting lab	Inconclusive	Negative	Positive	Percent positive	Total
MELBOURNE MEDICAL LABORATORY☐	2	1,365	199	13%	1,566
BAY MEDICAL CENTER SACRED HEART HEALTH SYSTEM		1,110	409	27%	1,519
NORTH SHORE LONG ISLAND JEWISH HEALTH		1,446	68	4%	1,514
CARENOW URGENT CARE		839	670	44%	1,509
IGENOMIX USA LLC	41	1,331	133	9%	1,505
PARAMOUNT URGENT CARE INC		377	1,126	75%	1,503
MARTIN HEALTH SYSTEM - ST LUCIE WEST		1,349	148	10%	1,497
MINUTECLINIC LLC #5253		1,229	265	18%	1,494
MEDEXPRESS URGENT CARE BOCA RATON		1,367	121	8%	1,488
JACKSON HOSPITAL CLINICAL LABORATORY		1,250	234	16%	1,484
BARDMOOR LABORATORY	9	1,255	219	15%	1,483
AMELIA EXPRESS CARE LLC	10	1,256	209	14%	1,475
MINUTECLINIC LLC #3463		1,237	225	15%	1,462
CAREFAST+		860	592	41%	1,452
NCH NORTHEAST	7	1,090	353	24%	1,450
ASCENSION SACRED HEART - GULF		1,076	365	25%	1,441
UHEALTH DEERFIELD BEACH/UMSYLVESTER DEERFIELD BEACH LABORATORY	3	1,378	55	4%	1,436
ADVENT HEALTH - DADE CITY		1,253	179	13%	1,432
LABTECH DIAGNOSTIC		1,172	259	18%	1,431
ADVANCE MEDICAL OF NAPLES		318	1,108	78%	1,426
BIOCERNA LLC	9	1,248	164	12%	1,421
PATIENTS CHOICE LABORATORIES		829	588	41%	1,417
SHELL POINT NURSING PAVILION	1	1,356	55	4%	1,412
ASSURANCE SCIENTIFIC LABORATORIES	1	1,119	274	20%	1,394
PARRISH MEDICAL CENTER	1	1,206	167	12%	1,374
MINUTECLINIC LLC #8396		1,159	211	15%	1,370
HOLMES REG MED CENTER CLINICAL LAB		1,116	243	18%	1,359
ASCENSION ST VINCENT'S - SOUTHSIDE		1,309	49	4%	1,358
BAPTIST HEALTH SOUTH FLORIDA - COUNTRY WALK URGENT CARE EXPRESS		1,162	186	14%	1,348
MINUTECLINIC LLC #5854		1,119	218	16%	1,337
MINUTECLINIC LLC #5190		1,092	243	18%	1,335
MOLECULAR INFECTIOUS DISEASES		1,296	21	2%	1,317
PATIENTS FIRST - THOMASVILLE ROAD		1,150	161	12%	1,311
NEIGHBORHOOD MEDICAL CENTER INC	16	1,140	151	12%	1,307
QUICK CARE MED PL	2	1,117	182	14%	1,301
ARCPOINT LABS		778	522	40%	1,300
MINUTECLINIC LLC #1067		1,108	181	14%	1,289
INTELEX LABS, LLC		1,242	40	3%	1,282
DOC SMILEYS URGENT CARE LLC		1,024	246	19%	1,270
GENESIS LABORATORY MANAGEMENT	10	1,031	197	16%	1,238
MINUTECLINIC LLC #7886		1,065	171	14%	1,236
BAPTIST HEALTH SOUTH FLORIDA - KEY BISCANE URGENT CARE EXPRESS		1,082	147	12%	1,229
BOND URGENT CARE LLC		894	334	27%	1,228
UNIVERSITY OF ALABAMA AT BIRMINGHAM		1,195	32	3%	1,227
EMERGENCY PHYSICIANS MEDICAL CENTER		297	929	76%	1,226
TEMPUS CLINICAL LABORATORY	9	1,079	138	11%	1,226
CLINICORE		1,124	91	7%	1,215

COVID-19: testing by laboratory

Data through Jan 19, 2021 verified as of Jan 20, 2021 at 09:25 AM

Data in this report are provisional and subject to change.

The numbers in the table below represent the number of Florida and non-Florida residents for whom test results were received by the Department of Health. A person can be tested by more than one laboratory and can have both positive and negative results. **Therefore, the sum of the numbers in each column will be larger than the total number of people tested.**

Reporting lab	Inconclusive	Negative	Positive	Percent positive	Total
MINUTE CLINIC LLC		1,028	186	15%	1,214
ACCESS MEDICAL LABS		746	448	38%	1,194
CHARLES AIESI CONSULTING INC	7	1,020	167	14%	1,194
NYU HOSPITALS CENTER CLINICAL LABORATORIES		1,148	36	3%	1,184
MINI ER WATERFORD LAKES, THE		1,000	184	16%	1,184
VERILY LIFE SCIENCES		1,171	6	1%	1,177
LAKE WALES MEDICAL CENTER INC		1,002	151	13%	1,153
VAVA PARTNERS LLC		437	709	62%	1,146
AMELIA EXPRESS CARE		645	497	44%	1,142
PENSACOLA PEDIATRICS PA	1	1,003	134	12%	1,138
BAYFRONT HEALTH - CITRUS HILLS		956	178	16%	1,134
MARION E FETHER MEDICAL CENTER, THE		1,032	99	9%	1,131
URGENT CARE OF THE PALM BEACHES		721	408	36%	1,129
PHYSICIANS PRIMARY CARE	2	960	167	15%	1,129
NCHMD INC		900	216	19%	1,116
CAPSTONE HEALTHCARE		782	329	30%	1,111
MEDEXPRESS URGENT CARE - JAX ATLANTIC BLVD		953	144	13%	1,097
VERITAS GENETICS	61	932	103	9%	1,096
TOM LEE COMMUNITY HEALTH CENTER		759	337	31%	1,096
MINUTECLINIC LLC #5069		887	200	18%	1,087
MINUTECLINIC LLC #3662		901	175	16%	1,076
WHITE WILSON MEDICAL CENTER		136	940	87%	1,076
MINUTECLINIC LLC #5214		944	129	12%	1,073
COASTAL LABORATORIES		799	272	25%	1,071
BAPTIST HEALTHCARE - JAY HOSPITAL		769	295	28%	1,064
MINUTECLINIC LLC #3705		915	145	14%	1,060
RAINBOW RIVER MEDICAL LABORATORY		977	82	8%	1,059
UHEALTH CLINIC AT WALGREENS		863	193	18%	1,056
LABORATORY SPECIALISTS OF MICHIGAN		845	211	20%	1,056
HOLIDAY CVS LLC DBA CVSPHARMACY #5155		1,008	37	4%	1,045
LAB24 INC	3	373	665	64%	1,041
EPN URGENT CARE NAPLES	2	746	292	28%	1,040
BAPTIST HEALTH EMERGENCY CENTER AT WEST CORAL WAY		780	247	24%	1,027
TREASURE COAST MEDICAL ASSOCIATES INC		680	343	34%	1,023
MINUTECLINIC LLC # 0514		869	149	15%	1,018
SMA LAB	7	903	105	10%	1,015
NORTH FLORIDA PEDIATRICS-TALLAHASSEE		916	87	9%	1,003
ADVANCED DIAGNOSTIC LABORATORY		941	46	5%	987
VERITOR		850	136	14%	986
MINUTECLINIC LLC #7887		866	108	11%	974
Community_Health		812	159	16%	971
MINUTECLINIC LLC #1055		732	232	24%	964
MINUTECLINIC LLC #1771		794	169	18%	963
PARAMOUNT URGENT CARE VILLAGES		651	308	32%	959
PEDIATRIC HEALTH CARE ALLIANCE - NORTHDAL		874	83	9%	957
STAGEZERO LIFE SCIENCES INC	2	853	91	10%	946
ED FRASER MEMORIAL HOSPITAL		745	196	21%	941

COVID-19: testing by laboratory

Data through Jan 19, 2021 verified as of Jan 20, 2021 at 09:25 AM

Data in this report are provisional and subject to change.

The numbers in the table below represent the number of Florida and non-Florida residents for whom test results were received by the Department of Health. A person can be tested by more than one laboratory and can have both positive and negative results. **Therefore, the sum of the numbers in each column will be larger than the total number of people tested.**

Reporting lab	Inconclusive	Negative	Positive	Percent positive	Total
MINUTECLINIC LLC # 3686		777	159	17%	936
VRL EUROFINs - DALLAS		913	13	1%	926
SOLARIS HEALTHCARE PALATKA		891	33	4%	924
PALM HARBOR PHARMACY		795	124	13%	919
MINUTECLINIC LLC #7173		796	113	12%	909
MINUTECLINIC, LLC (CLINIC 10699)		768	138	15%	906
ALTRU DIAGNOSTICS INC	2	817	81	9%	900
STEWART REFERENCE LABORATORY	1	544	352	39%	897
ST ANNES NURSING CENTER		875	22	2%	897
GENE TOX WORLDWIDE	60	736	100	11%	896
NAPLES URGENT CARE	1	568	324	36%	893
FAST TRACK URGENT CARE CENTER		4	887	100%	891
OPTUM LABS LLC		763	125	14%	888
MINUTECLINIC LLC #3003		674	209	24%	883
MINUTECLINIC LLC # 3930		744	139	16%	883
MINUTECLINIC LLC #3814		693	188	21%	881
MINUTECLINIC LLC #4458		693	185	21%	878
MINUTECLINIC, LLC #4015		641	233	27%	874
MINUTECLINIC LLC #3291		762	110	13%	872
CAREFAST MURABELLA		501	370	42%	871
COASTAL PEDIATRIC GROUP		744	115	13%	859
HISTOPATHOLOGY SERVICES, LLC		763	96	11%	859
ELLENTON URGENT CARE		637	219	26%	856
WHOLE FAMILY HEALTH CENTER INC		665	189	22%	854
FLAGLER HOSPITAL LABORATORY	8	33	812	95%	853
LENCO MEDICAL LABORATORY		820	33	4%	853
MINUTECLINIC LLC #3635		738	111	13%	849
PRIMARY CARE OF THE TREASURE COAST		748	96	11%	844
LAKELAND REGIONAL HEALTH - PWC/OB		36	806	96%	842
FLORIDA DEPARTMENT OF HEALTH IN POLK COUNTY	2	623	209	25%	834
EUROFINs NTD, LLC		791	37	4%	828
MINUTECLINIC LLC #7973		691	135	16%	826
PATIENTS FIRST LAKE ELLA MEDICAL CENTER		719	106	13%	825
MINUTECLINIC LLC #7225		697	123	15%	820
FLORIDA HOSPITAL ORLANDO		743	74	9%	817
XYZ LABORATORY	8	710	93	11%	811
TACACHALE CLINICAL LABORATORY	1	775	33	4%	809
ASCENSION ST VINCENT'S - CLAY		775	31	4%	806
NITE LITE PEDIATRICS		234	562	71%	796
MINUTECLINIC, LLC #3204		635	156	20%	791
PHAROS HEALTH		623	167	21%	790
INTEGRITY LABORATORIES, LLC	1	638	146	19%	785
PROJECT HEALTH, INC SUMTERVILLE	5	635	144	18%	784
MINUTECLINIC LLC #1821		690	93	12%	783
TYNDALL AIR FORCE BASE		597	184	24%	781
ARCPPOINT LABS OF CORAL SPRINGS FL		687	87	11%	774
CENTRA CARE		445	324	42%	769

COVID-19: testing by laboratory

Data through Jan 19, 2021 verified as of Jan 20, 2021 at 09:25 AM

Data in this report are provisional and subject to change.

The numbers in the table below represent the number of Florida and non-Florida residents for whom test results were received by the Department of Health. A person can be tested by more than one laboratory and can have both positive and negative results. **Therefore, the sum of the numbers in each column will be larger than the total number of people tested.**

Reporting lab	Inconclusive	Negative	Positive	Percent positive	Total
MINUTECLINIC LLC #3257		615	153	20%	768
MINUTECLINIC LLC #3285		658	106	14%	764
THE HEALTH CENTER OF PLANT CITY		696	68	9%	764
MACDILL AIR FORCE BASE		710	51	7%	761
MINUTECLINIC LLC #4024		635	120	16%	755
DEPARTMENT OF CLINICAL LABS		740	15	2%	755
DYNIX DIAGNOSTICS	2	524	223	30%	749
NORTH FLORIDA PEDIATRICS - LAKE CITY		567	182	24%	749
BROWNWOOD CARE CENTER		667	77	10%	744
PARAMOUNT URGENT CARE - CLERMONT		574	169	23%	743
MINUTECLINIC LLC # 3579		619	118	16%	737
GENEIQ		697	40	5%	737
MINUTECLINIC LLC #3648		583	144	20%	727
MINUTECLINIC, LLC DBA MINUTECLINIC #4717		700	26	4%	726
NONE		308	417	58%	725
JUPITER MEDICAL CENTER URGENT CARE		475	249	34%	724
MINUTECLINIC LLC #5216		585	138	19%	723
MINUTECLINIC LLC # 7933		617	105	15%	722
ADVENT HEALTH LAB - ORLANDO		430	292	40%	722
ADDICTION LABS OF AMERICA	3	649	65	9%	717
MINUTECLINIC LLC #3654		589	127	18%	716
DISNEY COVID TEST SITE		703	10	1%	713
NORTH OKALOOSA MEDICAL CENTER		411	294	42%	705
MIAMI JEWISH HEALTH SYSTEMS		659	42	6%	701
COVANCE CLINICAL RESEARCH UNIT INC		674	17	2%	691
BAPTIST HEALTH - MD ANDERSON CANCER CENTER		686	4	1%	690
LEE COUNTY EMERGENCY MEDICAL SERVICE		601	86	13%	687
PREMIER MEDICAL LABORATORY SERVICES	1	463	222	32%	686
MINUTECLINIC LLC #4201		588	94	14%	682
READY RESPONDERS FLORIDA, PLLC		582	99	15%	681
VRL EUROFINIS		651	23	3%	674
MINI ER ADULT AND PEDIATRIC URGENT CARE		574	98	15%	672
ANY LAB TEST NOW	1	439	229	34%	669
Tampa Lakes Health and Rehabilitation Center	2	599	68	10%	669
MINUTECLINIC, LLC #5817		535	134	20%	669
WILLOWBROOKE COURT AT EDGEWATER POINTE ESTATES		657	9	1%	666
VITAS HEALTHCARE CORPORATION OF FLA		663	3	0%	666
PROFESSIONAL HEALTH EXAMINERS DBA PROHEALTH		537	128	19%	665
CVS HEALTH		469	194	29%	663
NORTHEAST FLORIDA NEUROLOGY CLINICS, INC		560	100	15%	660
VENICE REGIONAL MEDICAL CENTER		574	86	13%	660
MINUTECLINIC LLC #3748		500	159	24%	659
NCH HEALTHCARE SYSTEM MICROBIOLOGY LAB		1	658	100%	659
BLUE MED CONSULTANTS		638	19	3%	657
HENDRY REGIONAL MEDICAL CENTER CLINICAL LABORATORY		462	192	29%	654
SANTA ROSA MEDICAL GROUP		523	128	20%	651
CENTRA CARE - SOUTH ORANGE		476	175	27%	651

COVID-19: testing by laboratory

Data through Jan 19, 2021 verified as of Jan 20, 2021 at 09:25 AM

Data in this report are provisional and subject to change.

The numbers in the table below represent the number of Florida and non-Florida residents for whom test results were received by the Department of Health. A person can be tested by more than one laboratory and can have both positive and negative results. **Therefore, the sum of the numbers in each column will be larger than the total number of people tested.**

Reporting lab	Inconclusive	Negative	Positive	Percent positive	Total
MEDICAL FP – WHOLE FAMILY HEALTH CENTER		532	119	18%	651
PALM BAY HOSPITAL CLINICAL LABORATORY		414	232	36%	646
Victoria Nursing and Rehabilitation Center		602	44	7%	646
UNIVERSITY OF WEST FLORIDA STUDENT HEALTH SERVICES	1	534	109	17%	644
MAVERICK LABS		456	187	29%	643
MINUTECLINIC LLC #5924		523	118	18%	641
C.W. BILL YOUNG VA MEDICAL CENTER	1	18	622	97%	641
DOCTOR'S MEMORIAL HOSPITAL		485	155	24%	640
NORTH SHORE LIJ URGENT CARE PC		608	31	5%	639
PRIMARY CARE SERVICES AT INDIAN RIVER ESTATES		626	12	2%	638
MYTEST DIAGNOSTICS		588	49	8%	637
ADVENT HEALTH CENTRA CARE - MOUNT DORA		276	349	56%	625
MINUTECLINIC LLC #476		517	108	17%	625
NORTH FLORIDA PEDIATRICS PA - SUWANNEE	1	515	107	17%	623
KENDALL HEALTHCARE PROPERTIES DBA	2	593	26	4%	621
PALACE NURSING HOME & REHAB CENTER		584	32	5%	616
CONSULATE HEALTH CARE OF NEW PORT RICHEY	2	502	109	18%	613
HOLY CROSS HOSPITAL		12	598	98%	610
SOLARIS HEALTHCARE CHARLOTTE HARBOR		564	45	7%	609
KEYS AHEC SCHOOL MEDICAL CLINIC	7	530	68	11%	605
MINUTECLINIC LLC #1807		479	124	21%	603
ORLANDO HEALTH AND REHAB CENTER		568	35	6%	603
APALACHEE CORRECTIONAL INSTITUTION EAST UNIT		587	15	2%	602
PATIENTS FIRST - MAHAN DRIVE		164	435	73%	599
CREEKSIDE CARE CENTER	1	504	84	14%	589
TREE HOUSE PEDIATRICS PLLC		529	59	10%	588
COASTAL PHYSICIANS, LLC		444	143	24%	587
MINUTECLINIC LLC #4612		442	145	25%	587
INTERLACHEN PEDIATRICS		559	25	4%	584
Point of Care Testing	1	112	469	81%	582
MINUTECLINIC LLC #3255		455	127	22%	582
MANOR PINES CONVALESCENT CENTER LLC	1	562	18	3%	581
PALM GARDEN OF PORT SAINT LUCIE		575	6	1%	581
POINT OF CARE TESTING SITE		556	24	4%	580
MOUNT SINAI LABORATORY		552	25	4%	577
JOHN KNOX VILLAGE HEALTH CENTER		559	16	3%	575
ADVENT HEALTH CENTRA CARE - WATERFORD LAKES		481	94	16%	575
LIFE CARE CENTER OF ORANGE PARK		545	29	5%	574
VETERANS AFFAIRS MEDICAL CENTER - JAMES A HALEY			574	100%	574
MINUTECLINIC LLC #3236		489	84	15%	573
PROHEALTH MEDICAL CLINIC		75	491	87%	566
FISHERMENS HOSPITAL CLINICAL LAB		517	49	9%	566
LIFE CARE CENTER OF NEW PORT RICHEY		532	32	6%	564
HOLMES REGIONAL MEDICAL CENTER		5	545	99%	550
GULF COAST VILLAGE		521	29	5%	550
The Sands at South Beach		545	4	1%	549
MIDWAY SPECIATLY CARE CENTER		351	197	36%	548

COVID-19: testing by laboratory

Data through Jan 19, 2021 verified as of Jan 20, 2021 at 09:25 AM

Data in this report are provisional and subject to change.

The numbers in the table below represent the number of Florida and non-Florida residents for whom test results were received by the Department of Health. A person can be tested by more than one laboratory and can have both positive and negative results. **Therefore, the sum of the numbers in each column will be larger than the total number of people tested.**

Reporting lab	Inconclusive	Negative	Positive	Percent positive	Total
TENNESSEE DOH - NASHVILLE	2	484	62	11%	548
MEDICAL VB		428	120	22%	548
VITAE DIAGNOSTICS		534	13	2%	547
CONSULATE HEALTHCARE OF VERO BEACH	14	456	76	14%	546
ST JOHN'S NURSING CENTER		529	16	3%	545
GOLDEN GLADES NURSING & REHABILITATION CTR		536	8	1%	544
ECCOLAB GROUP	1	144	399	73%	544
CATALYST WALK IN CLINIC		417	124	23%	541
ER QUICKCARE PL		444	96	18%	540
MEDICAL CONSULTANTS OF FLORIDA, LLC		441	98	18%	539
COASTAL URGENT CARE		424	114	21%	538
NCF DIAGNOSTICS & DNA TECHNOLOGIES	15	204	318	59%	537
ETHOS WELLNESS PHARMACY		497	39	7%	536
SEBASTIAN RIVER MEDICAL CENTER	2	401	133	25%	536
INTERLACHEN PEDIATRICS PA		507	27	5%	534
HMA SANTA ROSA MEDICAL CENTER LLC DBA		414	118	22%	532
SOUTHEAST ALABAMA MEDICAL CENT		483	49	9%	532
SHORELINE PHYSICIAN GROUP		333	199	37%	532
GULF COAST MOLECULAR LABORATORIES	12	435	82	16%	529
THE PRESERVE		521	7	1%	528
Signature HealthCare Center of Waterford		501	27	5%	528
WOODLANDS MEDICAL SPECIALISTS		347	179	34%	526
FIU-HEALTH AUXILIARY LABORATORY		480	45	9%	525
MINUTECLINIC LLC #1815		455	69	13%	524
MID-FLORIDA PATHOLOGY		413	111	21%	524
SACRED HEART HEALTH SYSTEM, INC		287	236	45%	523
AMERICAN FAMILY CARE PENSACOLA WEST		1	521	100%	522
ADVENT HEALTH CENTRA CARE - PORT ORANGE		65	453	87%	518
MINUTECLINIC LLC #8381		416	101	20%	517
MED FAST URGENT CARE CENTER		260	257	50%	517
PEDIATRICS OF CENTRAL FLORIDA PA	17	466	32	6%	515
LIFE CARE CENTER OF HILLIARD		499	15	3%	514
NORTH FLORIDA PEDIATRICS PA		430	83	16%	513
THERADOC		152	361	70%	513
CLEWISTON NURSING AND REHABILITATION CENTER		499	11	2%	510
MINUTECLINIC, LLC #3245		373	136	27%	509
BROAD INSTITUTE CLINICAL SEQUENCING RESEARCH PLATFORM	1	492	15	3%	508
NCHMD, INC SOUTHEAST IMMEDIATE CARE		384	123	24%	507
PRIMARY CARE SERVICES AT ST ANDREWS ESTATES		507			507
VETERANS AFFAIRS MEDICAL CENTER - BAY PINES		17	485	97%	502
PALM GARDEN OF VERO BEACH		462	38	8%	500
LPG COCONUT POINT		401	96	19%	497
DAVITA LABORATORY		426	71	14%	497
OPTUMCARE FLORIDA LLC		351	144	29%	495
FORT MYERS INTERNAL MEDICINE, LLC		447	48	10%	495
LITTLE PINE PEDIATRICS		322	170	35%	492
CLINICAL PATHOLOGY LABS		386	106	22%	492

COVID-19: testing by laboratory

Data through Jan 19, 2021 verified as of Jan 20, 2021 at 09:25 AM

Data in this report are provisional and subject to change.

The numbers in the table below represent the number of Florida and non-Florida residents for whom test results were received by the Department of Health. A person can be tested by more than one laboratory and can have both positive and negative results. **Therefore, the sum of the numbers in each column will be larger than the total number of people tested.**

Reporting lab	Inconclusive	Negative	Positive	Percent positive	Total
EDEN SPRINGS NURSING AND REHAB CENTER		378	110	23%	488
STEWART ROCKLEDGE HOSPITAL		367	120	25%	487
GROWING TOGETHER PEDIATRICS LLC		444	42	9%	486
VILLA MARIA NURSING & REHAB CENTER INC	1	472	11	2%	484
CLARITY LABS		419	64	13%	483
CRUCIAL CARE EMERGENCY MEDICINE DOCTORS		375	106	22%	481
MAIN STREET MEDICAL CENTER		110	370	77%	480
CHILDRENS MEDICAL ASSOCIATION		435	45	9%	480
CAPE CANAVERAL HOSPITAL		285	195	41%	480
CITY MEDICAL OF NEW JERSEY, PC		438	40	8%	478
ADVENTHEALTH MEDICAL GROUP PROMPT CARE		339	139	29%	478
EMERALD SHORES HEALTH AND REHABILITATION		389	88	18%	477
Crestview Rehabilitation Center	4	348	124	26%	476
JACKSON MEMORIAL LONG TERM CARE CENTER		459	16	3%	475
J AND G MEDICAL GROUP LLC		400	73	15%	473
VETERANS AFFAIRS MEDICAL CENTER		40	433	92%	473
DOH – INDIAN RIVER		402	68	14%	470
ST CLOUD REGIONAL MEDICAL CENTER CLINICAL LAB		394	74	16%	468
DOCTORS CENTER,THE		364	101	22%	465
NEW YORK HOSPITAL LABORATORIES	1	450	12	3%	463
HEALTH CENTER AT BRENTWOOD	1	420	42	9%	463
NSPIRE HEALTHCARE MIAMI LAKES	7	442	13	3%	462
PROFESSIONAL HEALTH EXAMINERS		396	65	14%	461
LIFE CARE CENTER OF PENSACOLA		419	42	9%	461
BALDOMERO LOPEZ STATE VETERANS NURSING HOME	2	456	3	1%	461
RIVER GARDEN HEBREW HOME FOR THE AGED		406	53	12%	459
MEMORIAL PEMBROKE 24/7 CARE CENTER		348	110	24%	458
EAST LAKE PEDIATRICS		383	75	16%	458
CYPRESS VILLAGE	1	439	18	4%	458
MEDIQUICK URGENT CARE CENTERS INC		158	300	66%	458
ENZO CLINICAL LABS INC	3	435	19	4%	457
Plantation Bay Rehabilitation Center		441	14	3%	455
JACKSON MEMORIAL PERDUE MEDICAL CENTER		434	21	5%	455
NORTH FLORIDA RETIREMENT VILLAGE		453	2	0%	455
SPECTOR SCIENTIFIC LAB	1	195	259	57%	455
CARE ONE OF FLORIDA LLC		280	174	38%	454
VALENCIA HILLS HEALTH AND REHABILITATION CENTER		441	12	3%	453
MEDICAL CENTER CLINIC-IMMEDIATE CARE	1	360	87	19%	448
MINUTECLINIC LLC #1350		363	85	19%	448
FIRST QUALITY LABORATORY		419	28	6%	447
TELESCOPE HEALTH LLC	3	353	91	20%	447
MEDFAST URGENT CARE CENTERS		166	278	63%	444
KETAMINE HEALTH CENTERS LLC		403	41	9%	444
VITAS HEALTHCARE CORP OF CENTRAL FL		430	12	3%	442
MINUTECLINIC LLC #3637		322	120	27%	442
FLAGLER COUNTY HEALTH DEPARTMENT	1	360	81	18%	442
REDI MED LLC		318	121	28%	439

COVID-19: testing by laboratory

Data through Jan 19, 2021 verified as of Jan 20, 2021 at 09:25 AM

Data in this report are provisional and subject to change.

The numbers in the table below represent the number of Florida and non-Florida residents for whom test results were received by the Department of Health. A person can be tested by more than one laboratory and can have both positive and negative results. **Therefore, the sum of the numbers in each column will be larger than the total number of people tested.**

Reporting lab	Inconclusive	Negative	Positive	Percent positive	Total
SMA SPECIALTY MEDICAL LAB		117	321	73%	438
BOND AND STEELE CLINIC PA		284	154	35%	438
LAUDERDALE NURSING CENTER LLC	1	418	19	4%	438
DIAMOND RIDGE HEALTH AND REHABILITATION CENTER		417	20	5%	437
FOUNTAIN MANOR HEALTH AND REHAB CENTER	1	419	15	3%	435
ADVENT HEALTH CENTRA CARE - WINTER PARK		293	142	33%	435
MOORINGS PARK INSTITUTE, INC, THE		415	18	4%	433
MANOR AT CARPENTERS		405	26	6%	431
PALM GARDEN OF JACKSONVILLE☐	2	357	72	17%	431
Good Samaritan Society Kissimmee Village		366	64	15%	430
HARTS HARBOR HEALTH CARE CENTER		411	19	4%	430
AVECINA MEDICAL JULINGTON	1	240	189	44%	430
WILLOW BROOKE COURT AT INDIAN RIVER ESTATES		385	44	10%	429
THE PALACE AT HOMESTEAD	1	411	16	4%	428
FLO-MEDILAB SERVICES LLC		186	241	56%	427
PENSACOLA PEDIATRICS	1	252	174	41%	427
NEW PLANT CITY FAMILY CARE	1	225	201	47%	427
The Manor at Blue Water Bay		369	57	13%	426
FAMILY HEALTH CENTERS OF SWF LABS	2	352	72	17%	426
NCH HEALTHCARE BONITA		309	117	27%	426
EXPRESS URGENT CARE LLC		1	425	100%	426
LOOP PEDIATRICS PA	2	340	84	20%	426
SABAL PALMS HEALTH AND REHAB		381	43	10%	424
FLORIDA DEPT OF HEALTH IN BREVARD COUNTY	3	360	60	14%	423
CARENOW URGENT CARE – FORT PIERCE		227	195	46%	422
GARCIA CLINICAL LABORATORY		28	392	93%	420
GENOME LLC	2	374	42	10%	418
SOUTHERN OAKS CARE CENTER	1	386	31	7%	418
MEDONE URGENT CARE AT ST. AUGUSTINE		111	306	73%	417
HILLCREST HEALTH CARE & REHABILITATION CENTER	2	405	9	2%	416
CAREMED CLINIC LLC		263	153	37%	416
LEHIGH REGIONAL MEDICAL CENTER LAB		371	44	11%	415
Q ANSWER LAB	1	375	39	9%	415
PHYSICIANS PRIMARY CARE LAB		360	54	13%	414
Williston Care Center		363	51	12%	414
HALIFAX MEDICAL CENTER-PORT ORANGE LAB		348	66	16%	414
CLIFFORD CHESTER SIMS STATE VETERANS		405	7	2%	412
BOCA GRANDE HEALTH CLINIC		391	21	5%	412
ST ANDREWS BAY SKILLED NURSING &		357	55	13%	412
Colonial Lakes Health Care		384	28	7%	412
CALHOUN LIBERTY HOSPITAL		294	117	28%	411
MANOR CARE HEALTH SERVICES - FT MYERS		398	13	3%	411
24 HOUR PEDIATIC CARE CENTER	1	370	40	10%	411
MINUTECLINIC LLC #3671		366	44	11%	410
PARKLANDS FACILITY INC	4	386	20	5%	410
JACKSONVILLE BEACH PEDIATRIC CARE CENTER☐		365	44	11%	409
GOLDEN GATE FAMILY CLINIC		83	321	79%	404

COVID-19: testing by laboratory

Data through Jan 19, 2021 verified as of Jan 20, 2021 at 09:25 AM

Data in this report are provisional and subject to change.

The numbers in the table below represent the number of Florida and non-Florida residents for whom test results were received by the Department of Health. A person can be tested by more than one laboratory and can have both positive and negative results. **Therefore, the sum of the numbers in each column will be larger than the total number of people tested.**

Reporting lab	Inconclusive	Negative	Positive	Percent positive	Total
AMERICA'S PHARMACY LLC		354	49	12%	403
PALM GARDEN OF TAMPA		388	15	4%	403
WEST GABLES HEALTH CARE CENTER		391	10	2%	401
MINUTECLINIC LLC		356	45	11%	401
TIDE LABORATORIES		358	43	11%	401
VETERANS AFFAIRS MEDICAL CENTER - GAINESVILLE		2	399	100%	401
HERON POINTE HEALTH AND REHABILITATION	1	396	3	1%	400
APP-UNIPATH, LLC	2	382	14	4%	398
RICARDO NAVARRO DO PA		343	53	13%	396
HARBOUR HEALTH CENTER		380	14	4%	394
MINI ER AND URGENT CARE		289	105	27%	394
PALM GARDEN OF OCALA		330	62	16%	392
BROOKDALE PALMER RANCH	1	337	53	14%	391
MAYFLOWER ASSISTED LIVING		389	2	1%	391
BARBER		13	376	97%	389
NEW YORK PRESBYTERIAN - CUMC CLINICAL		371	17	4%	388
DIAMOND RIDGE HEALTH AND REHABILITATION		366	18	5%	384
ADVENT HEALTH CENTRA CARE - WINTER HAVEN	1	180	201	53%	382
Santa Rosa Center for Rehabilitation and Healing		318	61	16%	379
PEDIATRIC HEALTHCARE ALLIANCE PA		340	37	10%	377
Solaris HealthCare Windermere		359	18	5%	377
BAYA PHARMACY WEST		8	368	98%	376
ORLANDO HEALTH CENTER FOR REHABILITATION		367	9	2%	376
USF MORSANI CENTER FOR ADVANCED HEALTH CARE		323	51	14%	374
BAPTIST PRIMARY CARE	2	288	83	22%	373
PROJECT HEALTH INC	2	283	88	24%	373
VITAS LUTHERAN TOWERS INPATIENT PROGRAM		312	59	16%	371
URGENT CARE BETHESDA	1	318	52	14%	371
HENDRY REGIONAL MEDICAL CENTER		107	264	71%	371
MEDONE URGENT CARE CENTER		149	222	60%	371
NAVAL HOSPITAL - JACKSONVILLE		41	329	89%	370
Ocala Health and Rehabilitation Center		351	18	5%	369
CLARIDGE HOUSE NURSING CENTER		352	16	4%	368
BUFFALO CROSSING HEALTHCARE & REHABILITATION CTR		356	11	3%	367
CITRUS NURSING CENTER LLC		342	24	7%	366
ARCPOINTS LABS		309	56	15%	365
ADVENT HEALTH - TAMPA		148	217	59%	365
BALDWIN PEDIATRICS	1	343	21	6%	365
FERNANDINA BEACH REHAB AND NURSING	1	352	12	3%	365
PALMS OF SEBRING		336	27	7%	363
FAIR HAVENS CENTER, OPCO		355	5	1%	360
AFC URGENT CARE SEMINOLE			359	100%	359
INFORM DIAGNOSTICS		349	7	2%	356
SPRING HILL HEALTH AND REHABILITATION CENTER		341	15	4%	356
CHILDRENS MEDICAL ASSOCIATION PA		316	39	11%	355
Stacey Health Care Centers Inc. dba Riverside Care Center		327	28	8%	355
ADVENT HEALTH CENTRA CARE - LAKE MARY	2	104	249	70%	355

COVID-19: testing by laboratory

Data through Jan 19, 2021 verified as of Jan 20, 2021 at 09:25 AM

Data in this report are provisional and subject to change.

The numbers in the table below represent the number of Florida and non-Florida residents for whom test results were received by the Department of Health. A person can be tested by more than one laboratory and can have both positive and negative results. **Therefore, the sum of the numbers in each column will be larger than the total number of people tested.**

Reporting lab	Inconclusive	Negative	Positive	Percent positive	Total
EAST LAKE PEDIATRICS PA		322	33	9%	355
SOLARIS HEALTHCARE MERRITT ISLAND		326	28	8%	354
UR MEDICINE LABS- CENTRAL LABORATORY		337	17	5%	354
MANOR OAKS NURSING & REHAB CENTER	2	350	1	0%	353
TREASURE COAST COMMUNITY HEALTH	3	304	46	13%	353
XPRESS URGENT CARE	3	290	60	17%	353
ABBEEY DELRAY		346	5	1%	351
CONSULATE HEALTH CARE OF BAYONET POINT	3	340	7	2%	350
INDIAN RIVER CTR, LLC		313	37	11%	350
BAYSHORE DIAGNOSTICS		309	40	11%	349
SANFORD LABORATORIES		325	23	7%	348
CONTINENTAL CLINICAL RESEARCH, LLC		339	9	3%	348
MY CLINICAL LAB		224	123	35%	347
MANOR CARE NURSING CENTER OF SARASOTA FL LLC		309	38	11%	347
CARE ONE OF FLORIDA	1	226	120	35%	347
THE PALACE MANAGEMENT - THE PALACE AT CORAL GABLES		344	2	1%	346
SOLARIS HEALTHCARE LAKE CITY		284	62	18%	346
FLORIDA HOSPITAL WAUCHULA		239	107	31%	346
FLORIDA HOSPITAL MEDICAL GROUP		248	97	28%	345
CORAL BAY HEALTHCARE AND REHABILITATION	1	330	12	3%	343
VILLAGE AT VIENNA SQUARE,THE	6	329	8	2%	343
FLORIDA GULF COAST UNIVERSITY		190	153	45%	343
PHYSICIANS STAT LAB INC		288	53	16%	341
HEALTH DESIGNS		328	13	4%	341
ADVENT HEALTH CENTRA CARE - PALM COAST		80	260	76%	340
SELECT REFERENCE LABORATORIES, LLC	1	326	12	4%	339
SIPARADIGM, DIAGNOSTIC INFORMATICS		273	65	19%	338
NORTH FLORIDA REHABILITATION & SPECIALTY CARE		332	3	1%	335
SIGNATURE HEALTHCARE OF BROOKWOOD GARDENS		334	1	0%	335
MINUTECLINIC LLC #8927		272	63	19%	335
ORCHARD PARK HEALTH & REHABILITATION		331	4	1%	335
VIERA HOSPITAL, INC		249	86	26%	335
BENTON PEDIATRICS INC		301	33	10%	334
EXPRESS PHARMACY		308	26	8%	334
SUWANNEE HEALTH AND REHABILITATION CENTER		327	5	2%	332
RUSKIN HEALTH CENTER		221	111	33%	332
HOPE HOSPICE AND COMMUNITY SERVICES INC	11	310	10	3%	331
CORE DIAGNOSTIC LABORATORIES LLC		237	94	28%	331
MINUTECLINIC LLC #5187		287	44	13%	331
DBI HEALTH INC		317	14	4%	331
ADVENT HEALTH CENTRA CARE - LEESBURG		13	318	96%	331
Timberidge Center for Rehabilitation and Healing		303	26	8%	329
NORTH PINELLAS STATMED QUICK QUALITY CLINICS		236	93	28%	329
FLORIDA DEPARTMENT OF HEALTH CLAY COUNTY	1	236	91	28%	328
USAFSAM/PHE		174	153	47%	327
TRI-COUNTY NURSING AND REHABILITATION CENTER INC		311	15	5%	326
BLOUNTSTOWN REHABILITATION CENTER LLC		223	102	31%	325

COVID-19: testing by laboratory

Data through Jan 19, 2021 verified as of Jan 20, 2021 at 09:25 AM

Data in this report are provisional and subject to change.

The numbers in the table below represent the number of Florida and non-Florida residents for whom test results were received by the Department of Health. A person can be tested by more than one laboratory and can have both positive and negative results. **Therefore, the sum of the numbers in each column will be larger than the total number of people tested.**

Reporting lab	Inconclusive	Negative	Positive	Percent positive	Total
Life Care Center at Wells Crossing		306	18	6%	324
BROOKSVILLE HEALTHCARE CENTER LLC		319	4	1%	323
MEDSCAN LABORATORY INC	1	163	159	49%	323
FLORIDA DEPARTMENT OF HEALTH IN CALHOUN COUNTY		228	95	29%	323
SUNRISE URGENT CARE ASSOCIATES LLC D/B/A	2	80	238	74%	320
solaris Healthcare Parkway	2	306	12	4%	320
MIDWAY SPECIALTY CARE CENTER	3	203	113	35%	319
HAINES CITY REHABILITATION AND NURSING CENTER		296	23	7%	319
AMERICAN RESEARCH LABS		143	175	55%	318
Life Care Center of Ocala		277	40	13%	317
CORAL TRACE HEALTH CARE	2	310	5	2%	317
Cypress Cove Care Center		217	100	32%	317
POINT WASHINGTON MEDICAL CLINIC		156	160	51%	316
ASAP LAB LLC		200	115	37%	315
Darcy Hall Of Life Care		314	1	0%	315
MICHAEL A MIDDLETON MD PA		302	13	4%	315
CLERMONT HEALTH AND REHABILITATION CENTER		296	19	6%	315
SHORE ACRES CARE CENTER		282	32	10%	314
MEDFAST URGENT CARE CENTER		83	230	73%	313
MINUTECLINIC LLC, #10357		312	1	0%	313
GENESIS MEDICAL LABORATORY MIAMI FL.		83	230	73%	313
SEMINOLE NURSING PAVILION		306	7	2%	313
GOOD SAMARITAN CENTER		312	1	0%	313
PALM GARDEN OF CLEARWATER		295	18	6%	313
LIFE CARE PONTE VEDRA INC		306	5	2%	311
HEALTH CENTRAL PARK		245	66	21%	311
PALMETTO SUBACUTE CARE CENTER		301	8	3%	309
SANDBAY URGENT CARE		248	61	20%	309
MINUTECLINIC, LLC # 4469		250	59	19%	309
VETERANS AFFAIRS MEDICAL CENTER - LAKE CITY		52	256	83%	308
AFC URGENT CARE TYRONE		2	306	99%	308
MEDEXPRESS LUTZ		3	304	99%	307
Manatee Springs Rehabilitation and Nursing Center		289	18	6%	307
MANORCARE HEALTH SERVICES - VENICE		252	53	17%	305
Quest Diag Unspecfd	1	180	123	40%	304
ELLENTON PEDIATRICS		286	17	6%	303
BREVARD HEALTH ALLIANCE		119	184	61%	303
HEALTHY STEPS PEDIATRICS		265	38	13%	303
AFC URGENT CARE CLEARWATER	1	121	181	60%	303
FLORIDA HOSPITAL HEARTLAND MED CTR LAKE PLACID		221	82	27%	303
Solaris Healthcare Daytona	1	266	35	12%	302
SOLARIS HEALTHCARE OSCEOLA		292	9	3%	301
LIFEBRITE	1	123	177	59%	301
FAIRWAY OAKS CENTER LLC	6	288	6	2%	300
MEDICAL CENTER OF DELTONA, INC		231	68	23%	299
SOLARIS HEALTHCARE BAYONET POINT		287	12	4%	299
PALMETTO FAMILY HEALTHCARE	1	185	113	38%	299

COVID-19: testing by laboratory

Data through Jan 19, 2021 verified as of Jan 20, 2021 at 09:25 AM

Data in this report are provisional and subject to change.

The numbers in the table below represent the number of Florida and non-Florida residents for whom test results were received by the Department of Health. A person can be tested by more than one laboratory and can have both positive and negative results. **Therefore, the sum of the numbers in each column will be larger than the total number of people tested.**

Reporting lab	Inconclusive	Negative	Positive	Percent positive	Total
ADVENT HEALTH CENTRA CARE - TITUSVILLE		56	241	81%	297
DELTONA HEALTH CARE		274	23	8%	297
DXTERITY DIAGNOSTICS	1	284	12	4%	297
AFC URGENT CARE FAMILY CARE			296	100%	296
Palm Garden of Largo		294	2	1%	296
BUENA VISTA URGENT CARE		264	32	11%	296
KEY WEST HEALTH AND REHAB	1	289	6	2%	296
PHYSICIANS REGIONAL WALK-IN		185	110	37%	295
Bayside Care Center	1	273	20	7%	294
PALM GARDEN OF ORLANDO		262	31	11%	293
NORTHWEST MEDICAL CENTER CLINICAL LABORATORY		175	117	40%	292
RIVER TOWN DIAGNOSTIC LLC		189	102	35%	291
AVELLINO LAB USA, INC	1	278	11	4%	290
STARKE FAMILY MEDICAL CENTER		231	58	20%	289
PALM GARDEN OF GAINESVILLE	2	285	2	1%	289
AUBURN UNIVERSITY MEDICAL CLINIC		227	62	21%	289
CARENOW	2	150	135	47%	287
LabCorp (Non-Interfaced)	1	115	170	59%	286
ASCEND CLINICAL	2	232	52	18%	286
LAKELAND REGIONAL HEALTH SYSTEMS INC		20	266	93%	286
Marshall Health and Rehabilitation Center		263	22	8%	285
SPECIALTY HEALTH AND REHABILITATION CENTER		260	25	9%	285
BAY VILLAGE OF SARASOTA INC		281	3	1%	284
BIOCEPT		268	16	6%	284
PruittHealth Panama City	1	226	55	20%	282
NORTH FLORIDA MEDICAL GROUP		193	89	32%	282
FLORIDA DEPARTMENT OF HEALTH		248	34	12%	282
BOCA BIOLISTICS REFERENCE LABORATORY	2	185	95	34%	282
MEDIPATH		15	266	95%	281
GOOD SAMARITAN SOCIETY-DAYTONA		276	5	2%	281
GANDY CROSSING CARE CENTER	1	267	12	4%	280
ST PETERSBURG PEDIATRICS	1	236	42	15%	279
SPRINGTREE REHAB & HEALTH CARE CENTER		261	16	6%	277
NEMOURS CHILDERN'S HOSPITAL		246	31	11%	277
MINUTECLINIC LLC #6007		221	56	20%	277
PRUITT HEALTH-SANTA ROSA		275	2	1%	277
PEBBLEBROOK PHARMACY		211	65	24%	276
PruittHealth Santa Rosa		195	81	29%	276
OSPREY LODGE		228	47	17%	275
ST JAMES HEALTH AND REHABILITATION CENTER		193	82	30%	275
HARDEE MANOR HEALTH CARE CENTER	1	270	3	1%	274
ROLLINS COLLEGE WELLNESS CENTER		130	144	53%	274
VILLAGE DOCTORS FAMILY MEDICAL CENTER OF		218	56	20%	274
WESTCHESTER GARDENS LIMITED PARTNERSHIP		268	5	2%	273
Bardmoor Oaks Healthcare and Rehabilitation Center		269	4	1%	273
AVENTURA REHAB AND NURSING CENTER		267	5	2%	272
CARITHERS PEDIATRIC GROUP		237	35	13%	272

COVID-19: testing by laboratory

Data through Jan 19, 2021 verified as of Jan 20, 2021 at 09:25 AM

Data in this report are provisional and subject to change.

The numbers in the table below represent the number of Florida and non-Florida residents for whom test results were received by the Department of Health. A person can be tested by more than one laboratory and can have both positive and negative results. **Therefore, the sum of the numbers in each column will be larger than the total number of people tested.**

Reporting lab	Inconclusive	Negative	Positive	Percent positive	Total
HEARTLAND PEDIATRICS OF LAKE WALES		239	33	12%	272
BRIDGEWATER PARK HEALTH AND REHAB		257	15	6%	272
LIFE CARE CENTER OF PALM BAY□		268	3	1%	271
SEA BREEZE REHAB AND NURSING CENTER□		265	6	2%	271
AURORA DIAGNOSTICS BERNHARDT LABORATORIES PATHOLOGY SERVICE		190	81	30%	271
SERENADES IN THE VILLAGES		216	54	20%	270
OCEAN VIEW NURSING AND REHAB CENTER		258	12	4%	270
KISSIMMEE FACILITY OPERATIONS LLC		250	19	7%	269
PREMIER PLACE AT THE GLENVIEW		260	8	3%	268
Glades West Rehabilitation and Nursing Center		260	8	3%	268
ADVENT HEALTH CENTRA CARE - ALTAMONTE SPRINGS		159	109	41%	268
ST JUDE CHILDREN'S RESEARCH HOSPITAL		254	13	5%	267
Destin Healthcare and Rehabilitation Center	1	258	8	3%	267
CONSULATE HEALTH CARE OF SAFETY HARBOR		262	5	2%	267
HOMESTEAD MANOR	2	225	40	15%	267
ADVENT HEALTH CENTRA CARE - ORMOND BEACH		113	153	58%	266
ROSEWOOD HEALTH AND REHABILITATION CENTER		255	11	4%	266
SUN COUNTRY PEDIATRICS PLLC	6	234	26	10%	266
PINES OF SARASOTA		263	3	1%	266
SIGNATURE HEALTHCARE OF NORTH FLORIDA		263	2	1%	265
ARGO SENIOR LIVING AT HAVERHILL		251	13	5%	264
ORCHARD RIDGE CARE AND REHABILITATION CENTER		254	10	4%	264
LAKE EUSTIS HEALTH AND REHABILITATION CENTER		256	6	2%	262
LUTHERAN HAVEN		256	6	2%	262
FL HUD DESTIN, LLC D/B/A GRAND BOULEVARD HEALTH		228	33	13%	261
LITTLE PINE PEDIATRICS PLLC		220	40	15%	260
CLIFFORD CHESTER SIMS VA NURSING HOME		251	9	3%	260
CONSULATE HEALTHCARE OF KISSIMMEE		247	12	5%	259
HEATHER HILL HEALTHCARE CENTER		216	42	16%	258
FLORIDA WOMAN CARE LABORATORY LLC		232	26	10%	258
QUALITOX LABORATORIES		105	152	59%	257
TAMARAC REHABILITATION & HEALTH CENTER		255	1	0%	256
THE SPRINGS AT BOCA CIEGA BAY		247	9	4%	256
HARDEE COUNTY HEALTH DEPARTMENT		197	59	23%	256
CRONOS CLINICAL LABORATORY	17	167	71	28%	255
PERSONALIZED GENETIC TESTING	1	162	92	36%	255
MANOR CARE OF BOYNTON BEACH LLC		240	15	6%	255
EPN URGENT CARE		43	212	83%	255
renaissance health and rehabilitation center		240	12	5%	252
BEAR CREEK NURSING CENTER		248	4	2%	252
LIFE CARE CENTER OF WINTER HAVEN		235	17	7%	252
AFC URGENT CARE		66	186	74%	252
DAVID SCOTT MADWAR MD PA□		226	26	10%	252
ST LUCIE EMPLOYEE HEALTH & WELLNESS CENTER		248	3	1%	251
SABAL DIRECT PRIMARY CARE, PA		206	45	18%	251
AFC PHYSICIANS OF FLORIDA		172	79	31%	251
DIAGNOSTIC & CLINICAL CARE SERVICES INC DBA		204	46	18%	250

COVID-19: testing by laboratory

Data through Jan 19, 2021 verified as of Jan 20, 2021 at 09:25 AM

Data in this report are provisional and subject to change.

The numbers in the table below represent the number of Florida and non-Florida residents for whom test results were received by the Department of Health. A person can be tested by more than one laboratory and can have both positive and negative results. **Therefore, the sum of the numbers in each column will be larger than the total number of people tested.**

Reporting lab	Inconclusive	Negative	Positive	Percent positive	Total
PIONEER CLINICAL LAB, LLC		166	83	33%	249
Rehabilitation Center for Park Place LLC		241	7	3%	248
COLOR GENOMICS, INC.	2	239	6	2%	247
SHELL POINT VILLAGE MEDICAL CENTER		246	1	0%	247
CARRINGTON PLACE OF ST PETE LLC		242	4	2%	246
MARTIN MEMORIAL MEDICAL CENTER LAB		128	118	48%	246
VILLAGE DOCTORS OF KEYSTONE		178	67	27%	245
Solaris Healthcare Lake Bennet		214	31	13%	245
The Care Center at Pinellas Park	1	236	8	3%	245
Fernandina Beach Rehabilitation and Nursing Center		243	2	1%	245
BRISTOL AT TAMPA, THE	3	234	8	3%	245
PROTEUS MOLECULAR AND CLINICAL LAB	1	148	96	39%	245
BROWARD NURSING & REHABILITATION CTR	8	231	5	2%	244
HARBOURWOOD	1	238	4	2%	243
Heritage Healthcare at Tallahassee		239	4	2%	243
ROSEWOOD HEALTHCARE & REHABILITATION CENTER		239	4	2%	243
MALABAR/ADVENT CENTRA CARE		48	194	80%	242
GOOD SAMARITAN CARES		236	5	2%	241
ROSEN MEDICAL CENTER		212	29	12%	241
JACKSON PLAZA NURSING & REHAB CENTER	2	231	6	3%	239
RULEME CENTER	2	218	19	8%	239
AVANTE AT MT DORA		237	2	1%	239
QUICK CARE MED		186	52	22%	238
TUSKAWILLA NURSING AND REHAB CENTER	2	229	7	3%	238
SAMANTHA WILSON CARE CENTER		229	9	4%	238
TIDEWELL HOSPICE INC		234	3	1%	237
ATLANTIC SHORES NURSING AND REHAB CENTER		230	7	3%	237
BRENTWOOD RETIREMENT COMMUNITY	5	203	28	12%	236
ADVENT HEALTH CENTRA CARE - UNIVERSITY	1	95	140	59%	236
SERANADES BY SONATA WEST ORANGE		210	26	11%	236
Vi at Lakeside Village Skilled Nursing		230	5	2%	235
OAK HAMMOCK AT THE UNIVERSITY OF FLORIDA		229	6	3%	235
REGENTS PARK AT AVENTURA		221	14	6%	235
SILVER CREEK SENIOR LIVING COMMUNITY		230	5	2%	235
ARCHER HEALTH VENTURES, LLC		210	25	11%	235
BAY TREE CARE AND REHABILITATION CENTER		197	37	16%	234
Solaris HealthCare Imperial		228	6	3%	234
PRIMARY CARE SOUTH INC		27	207	88%	234
MEMPHIS PATHOLOGY LABORATORY	4	212	17	7%	233
Solaris Healthcare Coconut Creek		231	2	1%	233
Bay Breeze Senior Living and Rehabilitation Center		181	51	22%	232
TALLAHASSEE NHHI LLC	1	214	16	7%	231
BUREAU OF CLINICAL LABORATORIES		194	37	16%	231
FAMILY CARE PARTNERS OF NORTHEAST FLORIDA LLC		165	66	29%	231
SILVERCREST HEALTH AND REHABILITATION CENTER	3	221	6	3%	230
REHABILITATION CENTER OF LAKE CITY, THE		202	28	12%	230
BAYA POINTE NURSING AND REHABILITATION		147	83	36%	230

COVID-19: testing by laboratory

Data through Jan 19, 2021 verified as of Jan 20, 2021 at 09:25 AM

Data in this report are provisional and subject to change.

The numbers in the table below represent the number of Florida and non-Florida residents for whom test results were received by the Department of Health. A person can be tested by more than one laboratory and can have both positive and negative results. **Therefore, the sum of the numbers in each column will be larger than the total number of people tested.**

Reporting lab	Inconclusive	Negative	Positive	Percent positive	Total
ELMHURST HOSPITAL CENTER	1	218	11	5%	230
CHIPOLA HEALTH AND REHAB		212	17	7%	229
SAINTS 120 LLC	1	195	33	14%	229
LAKE PARK OF MADISON		224	5	2%	229
PALM GARDEN OF AVENTURA		227	1	0%	228
ADVENT HEALTH CENTRA CARE - COLONIAL TOWN	1	175	51	22%	227
KENNEDY PAIN CLINIC GROUP LLC		200	27	12%	227
RIVERS FAMILY MEDICINE PA		165	62	27%	227
ADVENT HEALTH CENTRA CARE		104	122	54%	226
ACCURATE DIAGNOSTIC LABS, INC		212	14	6%	226
MANDARIN PEDIATRICS		209	17	8%	226
TGH		1	225	100%	226
TERRACES OF LAKE WORTH CARE CENTER		217	8	4%	225
PARKS HEALTHCARE & REHABILITATION CTR	4	211	10	4%	225
LONGWOOD FAMILY PRACTICE		178	47	21%	225
TIERRA PINES CENTER		214	11	5%	225
LYNN HAVEN SPORTS COMPLEX-WALKON CLINIC		20	205	91%	225
LEHIGH VALLEY GENOMICS			224	100%	224
PEDIATRIC HEALTH CARE ALLIANCE, PA		201	21	9%	222
AMEERAH LABS, LLC	2	170	49	22%	221
MOLECULAR TESTING LABS		179	41	19%	220
FAMILY HEALTH CENTERS OF SOUTHWEST FLORIDA INC		173	47	21%	220
WOOD LAKE HEALTH AND REHABILITATION CENTER		219			219
Boynton Beach Rehabilitation Center	2	213	4	2%	219
Sunset Point Center		215	4	2%	219
FLORIDA DEPARTMENT OF HEALTH IN LIBERTY COUNTY	2	143	74	34%	219
ABBOTT LABORATORIES		142	77	35%	219
ManorCare Health Services-Palm Harbor	1	218			219
LAKE PORT SQUARE		200	17	8%	217
THE MANOR AT CARPENTERS		185	32	15%	217
EDGEWATER AT WATERMAN VILLAGE,THE		204	12	6%	216
ST. CLOUD REGIONAL MEDICAL CENTER		199	17	8%	216
W FRANK WELLS NURSING HOME		189	27	13%	216
Consulate Health Care of North Fort Myers		203	12	6%	215
USA HEALTH UNIVERSITY HOSPITAL CLINICAL LABORATORY	1	210	3	1%	214
DIGNITY HEALING, LLC		203	11	5%	214
GATEWAY/ADVENT CENTRA CARE	1	24	189	88%	214
CROSS POINTE CARE CENTER	2	212			214
BLOCK, NATION, CHASE, AND SMOLEN FAMILY MEDICINE		157	56	26%	213
FELLOWSHIP HOME AT THE FAIRWAY LLC		206	6	3%	212
PCB CLINIC		167	45	21%	212
POCONO MEDICAL CENTER		212			212
AVECINA MOBILE		118	94	44%	212
FG RAPID RESULTS	2	115	94	45%	211
FAMILY CARE PARTNERS OF NE FLORIDA LLC		151	60	28%	211
SUNRISE DIAGNOSTIC LABORATORY		158	53	25%	211
CONSULATE HEALTH CARE OF WINTER HAVEN		209	2	1%	211

COVID-19: testing by laboratory

Data through Jan 19, 2021 verified as of Jan 20, 2021 at 09:25 AM

Data in this report are provisional and subject to change.

The numbers in the table below represent the number of Florida and non-Florida residents for whom test results were received by the Department of Health. A person can be tested by more than one laboratory and can have both positive and negative results. **Therefore, the sum of the numbers in each column will be larger than the total number of people tested.**

Reporting lab	Inconclusive	Negative	Positive	Percent positive	Total
HAVEN OF OUR LADY OF PEACE INC		203	8	4%	211
FLORIDA CLINICAL LABORATORY-BIOREFERENCE LABORATORIES		67	143	68%	210
CLINICAL PATHOLOGY LABS INC		208	2	1%	210
The Palace Nursing and Rehabilitation Center		209			209
FLORIDA HEART & VASCULAR MULTISPECIALTY GROUP PA		140	69	33%	209
Taylor Care Center		204	5	2%	209
PEDIATRIC HEALTHCARE ALLIANCE		189	20	10%	209
Chatsworth at PGA National, LLC		201	8	4%	209
WESTWOOD HEALTHCARE SNF		175	34	16%	209
PEDIATRICS IN BREVARD PA		188	20	10%	208
SUNLAND MARIANNA COX MEDICAL CENTER		178	30	14%	208
ORANGE BLOSSOM FAMILY HEALTH		192	15	7%	207
AMERICAN HOUSE SENIOR LIVING		172	35	17%	207
DOCTORS MEMORIAL FAMILY MEDICINE	2	142	63	30%	207
HCSO OCCUPATIONAL HEALTH AND WELLNESS CENTER		156	51	25%	207
VETERANS AFFAIRS MEDICAL CENTER - MIAMI			206	100%	206
OCALA FAMILY MEDICAL CENTER INC	1	165	40	19%	206
BOND CLINIC PA PEDIATRICS DEPT		178	28	14%	206
PALM GARDEN OF WINTER HAVEN		190	15	7%	205
HEALTH PARK CARE CENTER		202	3	1%	205
Lake Port Square Health Center		190	15	7%	205
MIAMI JEWISH HEALTH SYSTEMS, INC	1	196	7	3%	204
HOMESTEAD VILLAGE		201	3	1%	204
ORANGE COUNTY HEALTH DEPT		196	8	4%	204
FULGENT GENETICS	2	163	39	19%	204
COMMUNITY HEALTH AND REHABILITATION CENTER		168	35	17%	203
HEALTH FIRST - HOLMES REGIONAL MEDICAL CENTER		32	170	84%	202
POLK COUNTY HEALTH DEPARTMENT		178	24	12%	202
Parkview Rehabilitation Center at Winter Park		198	4	2%	202
Lakewood Nursing Center		176	26	13%	202
Governors Creek Health and Rehabilitation	1	198	2	1%	201
SIGNATURE HEALTHCARE AT THE COURTYARD		155	46	23%	201
VAMC WEST PALM LAB		5	196	98%	201
SOUTHWEST ORLANDO FAMILY MEDICINE, PL		161	40	20%	201
Avante at Orlando		197	3	2%	200
URGENT CARE EXPRESS LLC		1	199	100%	200
BROWARD PARTNERSHIP	3	194	3	2%	200
TRENTON MEDICAL CENTER INC DBA PALMS MEDICAL GROUP	4	140	55	28%	199
SOLARIS SENIOR LIVING VERO BEACH		192	7	4%	199
ASSOCIATESMD MEDICAL GROUP INC		164	35	18%	199
UNIVERSITY OF TAMPA STUDENT HEALTH AND SHC CLINICAL LABORATORY		57	142	71%	199
Cross Gardens Care Center		198	1	1%	199
GRAND COURT TAMPA		198	1	1%	199
HOLIDAY CVS LLC DBA CVS/PHARMACY #0440		195	3	2%	198
Life Care Center of Punta Gorda	1	186	11	6%	198
PATHGROUP LABS LLC		94	104	53%	198
ADDINGTON PLACE AT WELLINGTON GREEN		195	3	2%	198

COVID-19: testing by laboratory

Data through Jan 19, 2021 verified as of Jan 20, 2021 at 09:25 AM

Data in this report are provisional and subject to change.

The numbers in the table below represent the number of Florida and non-Florida residents for whom test results were received by the Department of Health. A person can be tested by more than one laboratory and can have both positive and negative results. **Therefore, the sum of the numbers in each column will be larger than the total number of people tested.**

Reporting lab	Inconclusive	Negative	Positive	Percent positive	Total
DEPARTMENT OF HEALTH & HUMAN SERVICES		198			198
ADVENT HEALTH - CARROLLWOOD	4	169	25	13%	198
CHILDRENS CLINIC WEST FLORIDA PEDIATRICS		173	24	12%	197
GLENRIDGE ON PALMER RANCH,THE		189	7	4%	196
CORAL REEF NURSING & REHAB CENTER		194	2	1%	196
FIRST CHOICE PEDIATRICS		126	70	36%	196
NATIONS BEST FAMILY HEALTH CARE		75	120	62%	195
WIREGRASS DIRECT PRIMARY CARE PLLC□		165	30	15%	195
MACTOWN, INC		194	1	1%	195
Solaris Senior Living North Naples ALF		188	7	4%	195
ASCENSION MEDICAL GROUP		2	192	99%	194
SUPERIOR RESIDENCES OF PANAMA CITY BEACH		187	6	3%	193
ANCIENT CITY PEDIATRICS		182	11	6%	193
Orchid Cove at Sarasota		191	1	1%	192
Bayside Health and Rehabilitation		164	28	15%	192
ESTERO ISLAND MEDICAL CENTER		158	34	18%	192
San Jose Health & Rehabilitation		190	2	1%	192
MANOR CARE OF NAPLES FL LLC		187	3	2%	190
ORLANDO VA MEDICAL CENTER			190	100%	190
WASHINGTON REHAB AND NURSING		180	9	5%	189
AMERICAN FINNISH NURSING HOME	1	183	5	3%	189
Nspire Health Care Kendall		179	10	5%	189
LASER & SURGERY CENTER OF THE PALM BEACHES□		188	1	1%	189
FORT PIERCE HEALTH CARE		184	5	3%	189
ADVANCED AMBULATORY SURGERY CENTER		178	10	5%	188
WOMEN'S CARE FLORIDA LABORATORY		183	5	3%	188
HEALTH LINK DIAGNOSTIC LABORATORIES		182	6	3%	188
RIVERWOOD HEALTH NH LLC		148	39	21%	187
AVON PARK PEDIATRICS INC	3	166	18	10%	187
FLOMEDILAB		19	168	90%	187
PLANTATION NURSING & REHAB CENTER		186			186
NEO GENOMICS - FORT MYERS	1	180	5	3%	186
ADVENT		172	13	7%	185
BAYVIEW CENTER		183	2	1%	185
NSPIRE HEALTHCARE LAUDERHILL		179	6	3%	185
CYPRESS POINT LIVING, LLC		172	13	7%	185
ARCPOINT LABS OF ST PETERSBURG		118	67	36%	185
JAMES A HALEY VETERANS HOSPITAL			184	100%	184
PAVILION FOR HEALTHCARE, THE		183	1	1%	184
ST. JAMES BAY HEALTH AND REHABILITATION CENTER		183	1	1%	184
ATLANTIC URGENT CARE		125	59	32%	184
ADVENT HEALTH - ORLANDO		138	45	25%	183
ABBIEJEAN RUSSELL CARE CENTER□		183			183
ADVENT HEALTH CENTRA CARE - WESLEY CHAPEL		13	170	93%	183
CENTERSTONE OF FLORIDA□		171	12	7%	183
INTERNAL MEDICINE & PEDIATRICS OF TAMPA BAY PA		146	37	20%	183
FORT MYERS REHABILITATION AND NURSING CENTER		160	23	13%	183

COVID-19: testing by laboratory

Data through Jan 19, 2021 verified as of Jan 20, 2021 at 09:25 AM

Data in this report are provisional and subject to change.

The numbers in the table below represent the number of Florida and non-Florida residents for whom test results were received by the Department of Health. A person can be tested by more than one laboratory and can have both positive and negative results. **Therefore, the sum of the numbers in each column will be larger than the total number of people tested.**

Reporting lab	Inconclusive	Negative	Positive	Percent positive	Total
AVANTE AT LEESBURG INC		182			182
BAPTIST PRIMARY CARE, INC		168	14	8%	182
TRINITY REGIONAL REHAB CENTER		167	15	8%	182
FIRST CHOICE PRIMARY CARE		143	39	21%	182
ADVENT HEALTH CENTRA CARE - DAYTONA BEACH		93	89	49%	182
INN AT ASTON GARDENS, THE		176	5	3%	181
BOCA RATON REHABILITATION CENTER	4	174	3	2%	181
NADAL PEDIATRICS - VICTORIA STREET (3385)		153	28	15%	181
LAKE VIEW CARE CENTER AT DELRAY		176	5	3%	181
AMBULATORY SURGERY CENTER OF BOCA RATON LTD		179	1	1%	180
BROOKDALE FORT MYERS CYPRESS LAKE		179	1	1%	180
SUNSHINE URGENT CARE LLC		114	66	37%	180
Avante at Inverness		180			180
CENTRA CARE – AZALEA PARK		98	82	46%	180
CONSULATE HEALTH CARE OF MELBOURNE		178	2	1%	180
Consulate Healthcare of West Palm Beach		165	14	8%	179
FLORIDA KEYS PEDIATRICS & ADOLESCENT CENTER		171	8	4%	179
CHAUTAUQUA REHABILITATION AND NURSING CENTER		170	9	5%	179
NIGHT LITE PEDIATRICS WINTER GARDEN		144	34	19%	178
Life Care Center at Inverrary		176	2	1%	178
Whispering Oaks	9	147	22	12%	178
FRICKS PHARMACY		133	45	25%	178
ARBOR FACILITY INC		178			178
SUSANNA WESLEY HEALTH CENTER		146	32	18%	178
PALM GARDEN OF WEST PALM BEACH	2	160	15	8%	177
KINDRED HOSPITAL	7	167	3	2%	177
ADVENT HEALTH CENTRA CARE - CARROLLWOOD		5	172	97%	177
OCEAN REEF MEDICAL CENTER		150	27	15%	177
FINLAY CLINICAL LABORATORY INC		36	141	80%	177
AMERICAN MEDICAL RESPONSE		173	4	2%	177
Heritage Park Rehabilitation & Healthcare		159	17	10%	176
BAPTIST HEALTH PRIMARY CARE	1	134	41	23%	176
Crossbreeze care center		174	1	1%	175
Emory L Bennett State Veterans Nursing Home		173	2	1%	175
OAKBROOK HEALTH AND REHABILITATION CENTER	1	160	14	8%	175
LAKESIDE NEUROLOGIC		167	8	5%	175
ENCOMPASS HEALTH REHABILITATION HOSPITAL	5	166	3	2%	174
NAPLES CHILDREN'S URGENT CARE		136	38	22%	174
MEDICAL CONSULTANTS OF FLORIDA LLC	1	142	31	18%	174
Consulate Health Care of St. Petersburg		174			174
EXCEL PEDIATRICS		135	39	22%	174
JACKSONVILLE KIDS PEDIATRICS, PLLC		150	24	14%	174
ADVENTHEALTH MEDICAL GROUP PROMPT CAR	1	118	54	31%	173
Heartland Healthcare of Ft. Myers	1	171			172
ASTON GARDENS AT PELICAN MARSH		169	3	2%	172
WATERMARK LAKE POINTE WOODS LLC		154	18	10%	172
NORTH FLORIDA PEDIATRICS - MARIANNA		135	36	21%	171

COVID-19: testing by laboratory

Data through Jan 19, 2021 verified as of Jan 20, 2021 at 09:25 AM

Data in this report are provisional and subject to change.

The numbers in the table below represent the number of Florida and non-Florida residents for whom test results were received by the Department of Health. A person can be tested by more than one laboratory and can have both positive and negative results. **Therefore, the sum of the numbers in each column will be larger than the total number of people tested.**

Reporting lab	Inconclusive	Negative	Positive	Percent positive	Total
CONEY ISLAND HOSPITAL		166	5	3%	171
CYPRESS COVE		166	4	2%	170
MINUTECLINIC LLC #5157		138	32	19%	170
The Inn at Sarasota Bay Club		168	2	1%	170
Life Care Center of Sarasota		159	11	6%	170
PADDOCK RIDGE		166	3	2%	169
AZALEA TRACE		158	11	7%	169
ST CATHERINE'S WEST REHABILITATION HOSPITAL		161	8	5%	169
GOOD SAMARITAN SOCIETY OF DELAND		159	9	5%	168
PANAMA CITY DEVELOPMENTAL CENTER☐		168			168
HUNT CLUB PEDIATRIC ASSOCIATES, P.A.		140	28	17%	168
URGENT CARE OF THE PALM BEACHES, NORTH PALM BEACH			167	100%	167
HOLLEY NAVARRE MEDICAL CLINIC		114	53	32%	167
CANTERFIELD OF CLAY COUNTY		132	35	21%	167
HOLISTIX TREATMENT CENTERS		161	6	4%	167
UCC - WELLINGTON		1	165	99%	166
BAPTIST PRIMARY CARE INC		146	20	12%	166
PALM BEACH PEDIATRICS PA	2	151	13	8%	166
ADVENT HEALTH CENTRA CARE - TEMPLE TERRACE	1	103	61	37%	165
MINUTECLINIC LLC #214		139	26	16%	165
TARPON POINT NURSING AND REHABILITATION CENTER		164	1	1%	165
COLONY CLUB ALF,THE		153	12	7%	165
HOSPITAL FOR SPECIAL SURGERY		163	2	1%	165
PEDIATRICS BY THE SEA		161	3	2%	164
EVENT MED SERVICES LABORATORY		161	3	2%	164
ADVENT HEALTH CENTRA CARE - OVIEDO		63	101	62%	164
FLORIDA HEALTH CARE PLAN INC		2	162	99%	164
EDGEWOOD NURSING CENTER		156	7	4%	163
BRADENTON HEALTH CARE		163			163
TRI COUNTY NURSING HOME		162	1	1%	163
ALLSOUTH URGENT CARE			162	100%	162
OKEECHOBEE COUNTY HEALTH DEPT	1	104	57	35%	162
ORLANDO HEALTH EMERGENCY DEPARTMENT		151	11	7%	162
ALL SEASONS NAPLES LLC☐		160	2	1%	162
SARNO EXTENDED HOURS		104	57	35%	161
SOMERBY LAKE NONA		154	7	4%	161
ANTHEM LAKES LLC		151	10	6%	161
DOCTORS MEMORIAL HOSPITAL		44	117	73%	161
LAB CORP	1	93	67	42%	161
GREENBRIAR REHABILITATION AND NURSING CENTER	1	159			160
Concordia Village of Tampa AL		157	3	2%	160
KEYSTONE REHAB		160			160
PEDIATRIC ASSOCIATES OF OCALA PA		141	19	12%	160
WHITE WILSON MEDICAL IMMEDIATE CARE NICEVILLE		1	158	99%	159
STATMED QUICK QUALITY CLINIC AT NORTH PINELLAS		65	94	59%	159
CANTERFIELD OF OCALA, LLC		153	5	3%	158
WUESTHOFF REF LABORATORY			158	100%	158

COVID-19: testing by laboratory

Data through Jan 19, 2021 verified as of Jan 20, 2021 at 09:25 AM

Data in this report are provisional and subject to change.

The numbers in the table below represent the number of Florida and non-Florida residents for whom test results were received by the Department of Health. A person can be tested by more than one laboratory and can have both positive and negative results. **Therefore, the sum of the numbers in each column will be larger than the total number of people tested.**

Reporting lab	Inconclusive	Negative	Positive	Percent positive	Total
The Waterford		158			158
DISCOVERY VILLAGE AT NAPLES		142	16	10%	158
CLINICAL ENTERPRISE, INC		142	15	10%	157
OSPREY VILLAGE AT AMELIA ISLAND LTD		150	7	4%	157
PRIMECARE OF DOTHAN		108	49	31%	157
Englewood Healthcare and Rehab		141	15	10%	156
TIMBERRIDGE NURSING HOME & REHAB		123	33	21%	156
BORLAND GROOVER CLINIC	1	129	26	17%	156
BEACON AT GULF BREEZE, THE	2	147	7	4%	156
ARCADIA HEALTH AND REHABILITATION CENTER		100	56	36%	156
PRUITT HEALTH		153	2	1%	155
PALMS REHABILITATION AND HEALTHCARE CENTER		145	10	6%	155
ST MARK VILLAGE		151	4	3%	155
Surrey Place Healthcare and Rehabilitation		154	1	1%	155
PORT SAINT LUCIE HOSPITAL		152	3	2%	155
NORTH FLORIDA PEDIATRICS PA - DUVAL		133	22	14%	155
LAUREL POINT CARE ACQUISITION LLC DBA SANDGATE GARDENS REHAB AND NURSI		146	9	6%	155
CHIPOLA MEDICAL ASSOCIATES, LLC		97	58	37%	155
TUSCAN GARDENS OF VENETIA MANAGEMENT COMPANY		150	5	3%	155
COCOA BEACH/ADVENT CENTRA		41	114	74%	155
PALMETTTO FACILITY INC	1	153			154
CORAL GABLES NURSING & REHABILITATION CENTER		146	8	5%	154
KR at Hillsborough Lakes/Lutz Healthcare		148	5	3%	153
ONESTOP MEDICAL AND URGENT CARE LLC		121	32	21%	153
PALM HARBOR FAMILY PRACTICE & WALK-IN		108	44	29%	152
BOND CLINIC, PA		111	41	27%	152
TAVARES PEDIATRICS		127	25	16%	152
CITRUS HEALTH AND REHAB		128	24	16%	152
PATRIOT MEDICAL LABORATORIES		147	5	3%	152
Cross Terrace REhabilitation		150	1	1%	151
AMELIA MEDICAL CARE		14	137	91%	151
VETERANS AFFAIRS ORLANDO VA MEDICAL CENTER			151	100%	151
FAWCETT MEMORIAL HOSPITAL-LAB		39	111	74%	150
CSL PLASMA		28	122	81%	150
BROOKDALE PADDOCK HILLS		150			150
DIAMOND RIDGE		147	3	2%	150
VIERA MANOR ASSISTED LIVING RESIDENCE		143	7	5%	150
PRECISION HEALTH RESOURCES, LLC	1	133	15	10%	149
EXOSOME DIAGNOSTICS	1	132	16	11%	149
WOODBRIIDGE FACILITY INC		145	4	3%	149
GENE BY GENE		61	88	59%	149
FHMG FLORIDA HOSPITAL MEDICAL GROUP		124	24	16%	148
Chatham Glen Healthcare and Rehabilitation Center		143	5	3%	148
BENDERSON FAMILY SKILLED NURSING AND □		133	15	10%	148
BAY VUE NURSING AND REHABILITATION CENTER		137	10	7%	147
LIFE CARE CENTER OF PORT ST. LUCIE		140	7	5%	147
CAYUGA MEDICAL CENTER AT ITHACA		144	3	2%	147

COVID-19: testing by laboratory

Data through Jan 19, 2021 verified as of Jan 20, 2021 at 09:25 AM

Data in this report are provisional and subject to change.

The numbers in the table below represent the number of Florida and non-Florida residents for whom test results were received by the Department of Health. A person can be tested by more than one laboratory and can have both positive and negative results. **Therefore, the sum of the numbers in each column will be larger than the total number of people tested.**

Reporting lab	Inconclusive	Negative	Positive	Percent positive	Total
YOUR FAMILY WALK-IN CLINIC		4	143	97%	147
GOLD CHOICE SENIOR COMMUNITIES		106	40	27%	146
TUSCAN GARDENS OF PALM COAST		144	2	1%	146
ADVENT HEALTH CENTRA CARE - ST. CLOUD		131	15	10%	146
MIRACLE HILL NURSING & REHABILITATION CENTER INC		140	5	3%	145
ARDEN COURTS OF LARGO FL, LLC		135	10	7%	145
REGENCY CARE OF BLOUNTSTOWN LLC		135	10	7%	145
MATHISON RETIREMENT COMMUNITY, INC		139	6	4%	145
NCRNC INC		140	4	3%	144
ROSECASTLE OF ZEPHRHILLS		142	2	1%	144
Quail Run Health Care Center		143			143
JEFFERY WEINZWEIG		2	141	99%	143
EDWARD J HEALEY REHAB & NURSING CENTER		143			143
DE LUNA HEALTH AND REHABILITATION CENTER		130	12	8%	142
GUEST HOUSE OCALA, THE		139	3	2%	142
REFUAH HEALTH CENTER LABORATORY		137	5	4%	142
UNITED CLINICAL LABORATORIES		132	9	6%	141
BARKLEY PLACE	1	137	3	2%	141
PALM BEACH COUNTY HEALTH DEPT LAB	3	132	6	4%	141
GLADES HEALTH CARE CENTER		138	3	2%	141
LEESBURG PEDIATRICS		131	10	7%	141
FIRST CHOICE PEDIATRICS SEMORAN		79	62	44%	141
PORT ST LUCIE REHABILITATION AND HEALTHCARE		98	43	30%	141
MEADOWCREST FAMILY PHYSICIANS		92	48	34%	140
SUWANNEE VALLEY NURSING CENTER		131	9	6%	140
AMA MEDICAL GROUP LLC		114	26	19%	140
24/7 PEDIATRIC CARE CENTERS INC		127	13	9%	140
Gulf Coast Healthcare (Longwood Health and Rehab		118	21	15%	139
VENICE REGIONAL BAYFRONT HEALTH (PULMONARY)		126	13	9%	139
NEW YORK CITY DEPARTMENT OF HEALTH & MENTAL		114	25	18%	139
DISCOVERY VILLAGE AT MELBOURNE		129	9	7%	138
WRIGHTS HEALTH CARE AND REHABILITATION CENTER		108	30	22%	138
AMERICAN PATHOLOGY PARTNERS		136	2	1%	138
ELMCROFT PINECREST	1	134	3	2%	138
MANOR AT BLUEWATER BAY		131	6	4%	137
PPC-LAB EDI ORCHARD BI		129	8	6%	137
WALGREENS 10670		124	13	9%	137
ADVENT HEALTH CENTRA CARE - WINTER GARDEN		74	63	46%	137
ZON BEACHSIDE LLC□		113	24	18%	137
ADVENT HEALTH CENTRA CARE - CITRUS PARK		9	128	93%	137
ADVENT HEALTH CENTRA CARE - ORANGE CITY	1	53	82	60%	136
MOBILE INFIRMARY MED CENTER PATH LAB		121	15	11%	136
MAGNOLIA FAMILY URGENT CARE		116	20	15%	136
US MEDICAL CARE, INC		121	14	10%	135
LABORATORY OF FLORIDA		83	52	39%	135
IRL MARKET LAB ALACHUA		104	31	23%	135
ADVENT HEALTH CENTRA CARE - DELAND		28	106	79%	134

COVID-19: testing by laboratory

Data through Jan 19, 2021 verified as of Jan 20, 2021 at 09:25 AM

Data in this report are provisional and subject to change.

The numbers in the table below represent the number of Florida and non-Florida residents for whom test results were received by the Department of Health. A person can be tested by more than one laboratory and can have both positive and negative results. **Therefore, the sum of the numbers in each column will be larger than the total number of people tested.**

Reporting lab	Inconclusive	Negative	Positive	Percent positive	Total
ADVANCED MEDICAL CENTER		86	48	36%	134
PRECISION GENETICS, INC		132	2	1%	134
BRIGHTON EGGERT PHARMACY INC		129	5	4%	134
FHMG-FLORIDA HOSPITAL MEDICAL GROUP		112	21	16%	133
Sunnyside Nursing Home		130	3	2%	133
DOCTORS MEMORIAL FAMILY PRACTICE	2	99	32	24%	133
FORT WALTON REHABILITATION CENTER		96	37	28%	133
ARTHREX MEDICAL CENTER		48	85	64%	133
MORSELIFE MEMORY CARE RESIDENCE		126	6	5%	132
SANDY PINES	2	118	12	9%	132
NO FLORIDA PEDIATRICS, PA		112	20	15%	132
SOUTH BALDWIN REGIONAL MEDICAL CENTER		124	8	6%	132
THE REHABILITATION CENTER OF LAKE CITY		127	5	4%	132
MILLENNIUM LAB SERVICES			132	100%	132
ADVENT HEALTH CENTRA CARE - LONGWOOD		26	106	80%	132
THE WELLNESS CENTER AT LAKEWOOD RANCH		43	88	67%	131
INTEGRATED REGIONAL LABORATORIES		119	12	9%	131
LONGWOOD HEALTH AND REHABILITATION CENTER		125	6	5%	131
PIONEER CLINICAL LAB LLC		84	47	36%	131
ADVENT HEALTH - LAKE NONA		108	22	17%	130
ADVENT HEALTH CENTRA CARE - AZALEA PARK		112	18	14%	130
Coastal Health and Rehabilitation Center		122	8	6%	130
VITAS HEALTHCARE CORPORATION		129	1	1%	130
WEDGEWOOD HEALTHCARE CENTER		90	40	31%	130
The Crossroads		129	1	1%	130
GRACE PEDIATRICS		106	24	18%	130
SUNNY HILLS ALF OF SEBRING INC		120	10	8%	130
GENETWORKX		17	113	87%	130
LabCorp L#09258090 M#09258105		73	56	43%	129
PROVIDENCE HOSPITAL LABORATORY		123	6	5%	129
UNIVERSITY OF MIAMI		11	118	91%	129
DOCTOR'S IN HOUSE LABORATORY		18	111	86%	129
CENTRACARE		17	112	87%	129
JACKSONVILLE NURSING AND REHAB CENTER		124	5	4%	129
BMHSI-AEL MICROBIOLOGY LABORATORY	2	102	25	19%	129
ADVENT HEALTH CARE CENTER		119	9	7%	128
LAKEVIEW INTERNAL MEDICINE		77	50	39%	127
TRI-COUNTY NURSING HOME		117	10	8%	127
GESSLER CLINIC PA		98	29	23%	127
HILLSBOROUGH COUNTY DEVELOPMENTAL CTR	1	117	8	6%	126
LAKEVIEW TERRACE RETIREMENT COMMUNITY		113	13	10%	126
PEDIATRICS OF GREATER ORLANDO		111	15	12%	126
PONTE VEDRA GARDENS		125	1	1%	126
ROSECASTLE OF CITRUS		124	2	2%	126
GRAVITY DIAGNOSTICS, LLC		36	90	71%	126
RAINBOW PEDIATRIC CENTER PA		114	11	9%	125
SPRINGS AT LAKE POINTE WOODS		123	2	2%	125

COVID-19: testing by laboratory

Data through Jan 19, 2021 verified as of Jan 20, 2021 at 09:25 AM

Data in this report are provisional and subject to change.

The numbers in the table below represent the number of Florida and non-Florida residents for whom test results were received by the Department of Health. A person can be tested by more than one laboratory and can have both positive and negative results. **Therefore, the sum of the numbers in each column will be larger than the total number of people tested.**

Reporting lab	Inconclusive	Negative	Positive	Percent positive	Total
FOUNTAIN INN NURSING & REHABILITATION CTR, INC		119	6	5%	125
LIFE CARE CENTER OF ALTAMONTE SPRINGS		102	22	18%	124
THE CLUB AND REHABILITATION CENTER		123	1	1%	124
ST ANTHONYS REHABILITATION HOSPITAL	6	116	2	2%	124
GRAVITY DIAGNOSTICS		42	82	66%	124
SOUTH CAMPUS FACILITY INC		119	5	4%	124
PALMS MEDICAL GROUP HIGH SPRINGS		103	21	17%	124
MANOR CARE OF PALM HARBOR		122			122
WESLEY HAVEN VILLA	1	113	8	7%	122
SHOAL CREEK REHABILITATION CENTER		80	42	34%	122
SARAPATH DIAGNOSTICS		31	91	75%	122
NORTH FLORIDA INTERNAL MEDICINE PA		97	25	20%	122
DAIRY ROAD URGENT CARE		70	51	42%	121
FAMILY EXTENDED CARE OF CENTRAL TAMPA		109	12	10%	121
ADVANCED MEDICAL GROUP		1	120	99%	121
PARKVIEW HEALTH		121			121
CHARTER SENIOR LIVING OF PANAMA CITY BEACH		101	20	17%	121
ADVENT HEALTH CENTRA CARE - BRANDON		30	90	75%	120
LUIS A GHIGLINO MD PA		116	4	3%	120
MV MEDICAL PRACTICE DBA PRIMARY URGENT CARE		115	5	4%	120
MEYER PEDIATRICS		107	13	11%	120
PALMS FACILITY INC		104	15	13%	119
WIMAUMA COMMUNITY HEALTH CENTER		92	27	23%	119
URGENT CARE TCMA			119	100%	119
BOSTON RED SOX CLUB LP		117	2	2%	119
BAY EDUCATORS WELLNESS CENTER		70	49	41%	119
MATHISON RETIREMENT COMMUNITY		114	5	4%	119
STEWART MEDICAL GROUP		34	85	71%	119
PROVISTA DIAGNOSTICS, INC		116	3	3%	119
FLORIDA HEALTH CARE PLANS			118	100%	118
COASTAL INTERNAL MEDICINE		91	27	23%	118
CROSSWINDS HEALTH AND REHABILITATION CENTER		118			118
DAYSPRING VILLAGE		100	18	15%	118
COQUINA CENTER		116	2	2%	118
FOUNTAINS OF HOPE LLC, THE		117	1	1%	118
COASTAL HEALTH AND REHAB		110	8	7%	118
CHILDREN MED CARE INC		100	18	15%	118
RDX BIOSCIENCE		60	58	49%	118
ASAP LABS LLC		106	12	10%	118
MID FLORIDA PATHOLOGY LLC MOBILE UNIT #4		79	39	33%	118
Lakeside Nursing and Rehabilitation Center	1	91	25	21%	117
NEIGHBORHOOD MEDICAL CENTER		112	5	4%	117
SONATA DELRAY BEACH		109	8	7%	117
PINNACLES PEDS CARE PA		117			117
MEDIPATH LLC		2	114	98%	116
AFC PHYSICIANS OF FLORIDA PA		59	56	49%	115
BELVEDERE COMMONS OF FORT WALTON BEACH		106	9	8%	115

COVID-19: testing by laboratory

Data through Jan 19, 2021 verified as of Jan 20, 2021 at 09:25 AM

Data in this report are provisional and subject to change.

The numbers in the table below represent the number of Florida and non-Florida residents for whom test results were received by the Department of Health. A person can be tested by more than one laboratory and can have both positive and negative results. **Therefore, the sum of the numbers in each column will be larger than the total number of people tested.**

Reporting lab	Inconclusive	Negative	Positive	Percent positive	Total
VILLAGE PLACE NH LLC		91	24	21%	115
MINUTECLINIC DIAGNOSTIC OF RHODE ISLAND, LLC #729		111	4	3%	115
VI AT BENTLEY VILLAGE HOME CARE		114			114
REGENCY PARK		96	18	16%	114
Nemours Children's Urgent Care		80	34	30%	114
LA MER NH LLC		110	4	4%	114
QUEENS HOSPITAL CENTER		107	7	6%	114
MILLER BIOCONNECT		95	19	17%	114
WALGREENS 3173		102	11	10%	113
CORE BIO LABS		74	39	35%	113
SUNFLOWER SPRINGS ASSISTED LIVING		105	8	7%	113
WORKPLACE SCREENING INTELLIGENCE			112	100%	112
TREASURE COAST MEDICAL ASSOCIATES		4	108	96%	112
ALLIED HEALTH FORT PIERCE		112			112
CENTRA CARE - HUNTER'S CREEK		52	59	53%	111
FARAH MEDICAL		103	8	7%	111
HIALEAH SHORES NURSING AND REHAB CENTER		103	8	7%	111
Signature healthcare of Jacksonville		106	5	5%	111
Hampton Court Nursing and Rehabilitation Center		110	1	1%	111
RDV SPORTSPLEX PEDIATRICS		93	18	16%	111
NORTH FL SOUTH GA HCS-MALCOM RANDALL VAMC			111	100%	111
ALL FLORIDA FAMILY AND SPORTS MEDICINE		98	13	12%	111
TIFFANY HALL NURSING AND REHAB CENTER		100	9	8%	109
SEASIDE HEALTH AND REHABILITATION CENTER		52	57	52%	109
ARDEN COURTS OF TAMPA		109			109
NATURE COAST MEDICAL GROUP		50	59	54%	109
ISLAND HEALTH AND REHABILITATION CENTER		109			109
EVANS HEALTH CARE		106	2	2%	108
FAMILY EXPRESS URGENT CARE			108	100%	108
GRAND OAKS HEALTH & REHABILITATION		106	1	1%	107
LAKE HOUSE ASSISTED LIVING		90	17	16%	107
SUNY UPSTATE MEDICAL UNIVERSITY		101	6	6%	107
SURREY PLACE CARE CENTER		102	5	5%	107
DIAGNOSTIC LABORATORY OF OKLAHOMA		85	22	21%	107
ADVENT HEALTH CENTRA CARE - SANFORD		28	79	74%	107
BAY VIEW HEALTHCARE		85	21	20%	106
HEART OF FLORIDA REGIONAL MED CTR		35	71	67%	106
PHYSICIANS REGIONAL MEDICAL CENTER - PINE RIDGE		19	87	82%	106
FLORIDA DEPARTMENT OF HEALTH IN LAKE COUNTY	1	68	37	35%	106
MINUTECLINIC LLC #4987		92	14	13%	106
AFTER HOURS PEDIATRICS INC	1	1	104	98%	106
MEDICAL CONSULTANTS OF FLORIDA DBA	1	90	14	13%	105
WILLOW BROOKE COURT AT AZALEA TRACE		105			105
LAB DOCTOR		90	15	14%	105
CHERRY OAK PALM BEACH COUNTY		98	6	6%	104
PHYSICIANS REGIONAL CLINIC		82	22	21%	104
LEE COUNTY SCHOOL DISTRICT	1	96	7	7%	104

COVID-19: testing by laboratory

Data through Jan 19, 2021 verified as of Jan 20, 2021 at 09:25 AM

Data in this report are provisional and subject to change.

The numbers in the table below represent the number of Florida and non-Florida residents for whom test results were received by the Department of Health. A person can be tested by more than one laboratory and can have both positive and negative results. **Therefore, the sum of the numbers in each column will be larger than the total number of people tested.**

Reporting lab	Inconclusive	Negative	Positive	Percent positive	Total
UNIVERSITY MEDICAL CENTER SUITES		91	13	13%	104
GRANDE, THE	2	98	4	4%	104
SMILEY MEDICAL GROUP		75	28	27%	103
TUSCAN ISLE CHAMPIONSGATE OP CO LLC		101	2	2%	103
FAWCETT MEMORIAL HOSPITAL LABORATORY			103	100%	103
HOBDAIRI FAMILY HEALTH LLC		71	31	30%	102
PREDICTIVE LABORATORIES, INC	1	89	12	12%	102
MONTEFIORE MEDICAL CENTER LABORATORIES - MOSES		93	9	9%	102
HEALTH CARE DISTRICT OF PALM BEACH COUNTY	1	10	90	89%	101
EAST NEW YORK DIAGNOSTIC AND TREATMENT		96	5	5%	101
ARDEN COURTS OF DELRAY BEACH FL LLC	3	97	1	1%	101
MG PORT CHARLOTTE II SUBTENANT LLC		90	11	11%	101
SONATA COCONUT CREEK	1	85	15	15%	101
CRANE CENTER		75	26	26%	101
IQBAL A FARUQUI MD		78	23	23%	101
AMERICAN HOUSE-BONITA SPRINGS		100	1	1%	101
RESEARCH CENTERS OF AMERICA, LLC		80	20	20%	100
ISLAND URGENT CARE PLLC DBA AFC URGENT CARE		99	1	1%	100
DOLPHIN POINTE HEALTH CARE LLC		85	15	15%	100
Consulate Health Care of Port Charlotte		98	2	2%	100
NORTH VISTA HOSPITAL LABORATORY		80	20	20%	100
PROMPT CARE OF CENTRAL FLORIDA			100	100%	100
NAVY HOSPITAL			99	100%	99
WHITE-WILSON MEDICAL CENTER - FORT WALTON BEACH		95	4	4%	99
ADVANCED MEDICAL OF NAPLES LLC		46	53	54%	99
CENTRAL FLORIDA HEALTH CARE		47	52	53%	99
CABANA AT JENSEN DUNES, THE		98	1	1%	99
MD 365 MEDICAL CARE		98	1	1%	99
KINDRED HOSPITAL THE PALM BEACHES		94	4	4%	98
LCS SANDHILL COVE LLC DBA	3	91	4	4%	98
TRADITION MEDICAL CENTER LABORATORY		48	50	51%	98
URINEGOODHANDS LLC		96	2	2%	98
PLAZA OF HALLANDALE BEACH		98			98
SEMINOLE COUNTY HEALTH DEPARTMENT		79	19	19%	98
FLORIDA COMMUNITY HEALTH CENTERS INC			98	100%	98
NO FLORIDA PEDIATRICS, PA - BRADFORD		83	15	15%	98
ADVENT HEALTH CENTRA CARE - HUNTERS CREEK	3	53	42	43%	98
GLOBAL CENTRAL LABS AT PPD	2	87	8	8%	97
Courtyards of Orlando Care Center		91	6	6%	97
ADVENT HEALTH CENTRA CARE - APOPKA NORTH		71	26	27%	97
HEALTH CENTERS AT BRENTWOOD		96	1	1%	97
NOVARI CARE LLC		70	27	28%	97
WALGREENS 6221		87	10	10%	97
HUNT CLUB PEDIATRIC ASSOCIATES PA		52	45	46%	97
CARENOW URGENT CARE - LAKE MARY			97	100%	97
PINELLAS CARE CENTER		69	27	28%	96
BAYSHORE MEMORY CARE		96			96

COVID-19: testing by laboratory

Data through Jan 19, 2021 verified as of Jan 20, 2021 at 09:25 AM

Data in this report are provisional and subject to change.

The numbers in the table below represent the number of Florida and non-Florida residents for whom test results were received by the Department of Health. A person can be tested by more than one laboratory and can have both positive and negative results. **Therefore, the sum of the numbers in each column will be larger than the total number of people tested.**

Reporting lab	Inconclusive	Negative	Positive	Percent positive	Total
PHYSICIAN PARTNERS PERRY		45	51	53%	96
WHITE PLAINS HOSPITAL CENTER LAB		92	4	4%	96
VILLAGE PEDIATRICS LLC		74	22	23%	96
ADVENTHEALTH CENTRA CARE WINTER HAVEN		3	93	97%	96
PEDIATRIC ASSOCIATES ORLANDO		82	14	15%	96
THE COURTYARD ASSISTED LIVING		91	4	4%	95
GEORGIA DEPARTMENT OF PUBLIC HEALTH		1	94	99%	95
DEVANSH LAB WORKS INC		79	16	17%	95
ARBOR TRAIL		77	18	19%	95
VISTA MANOR		92	3	3%	95
BROWARD HEALTH CORAL SPRINGS EPIDEMIOLOGY DEPT		1	94	99%	95
NADAL PEDIATRICS		84	11	12%	95
WESTCHESTER MEDICAL CENTER		93	2	2%	95
CROSS CITY REHABILITATION AND HEALTH CARE CENTER		72	23	24%	95
ADVENT HEALTH CENTRA CARE - KISSIMMEE		61	34	36%	95
ARCPPOINT LABS OF SARASOTA MANATEE		29	66	69%	95
THE TERRACE OF KISSIMMEE		80	15	16%	95
ARDEN COURTS OF FORT MYERS		92	2	2%	94
AYERS HEALTH & REHABILITATION CENTER		90	4	4%	94
TGH URGENT CARE – SEMINOLE			94	100%	94
CARENOW LAKE MARY			94	100%	94
OAKS OF KISSIMMEE HEALTH AND REHABILITATION CENTER		94			94
UNIVERSITY HEALTH SYSTEM INC		84	10	11%	94
PANAMA PHARMACY	3	76	15	16%	94
CHARLES CROFT MD	1	92	1	1%	94
PEDIATRIC SPECIALISTS MEDICAL GROUP	1	84	9	10%	94
PICH KTM CORP DBA MEDTOWN PHARMACY		79	15	16%	94
DIAGNOSTIC SOLUTIONS		3	91	97%	94
North Lake Care Center		92	1	1%	93
MARKET STREET VIERA		92	1	1%	93
WELLNOW URGENT CARE PC		93			93
SOUTH BALDWIN MEDICAL CENTER GULF SHORES		73	20	22%	93
220 GOLDEN, LLC	1	77	15	16%	93
HARBORCHASE OF VERO BEACH		84	9	10%	93
SIGNATURE HEALTHCARE OF PORT CHARLOTTE		86	7	8%	93
WELL HEALTH WORKS	1	84	7	8%	92
FINNISH AMERICAN REST HOME-ALF		90	2	2%	92
CLEVELAND CLINIC FOUNDATION		12	80	87%	92
FAMILY MEDICAL CARE OF PALM BEACH		41	50	55%	91
ST MARK ASSISTED LIVING CENTER	1	79	11	12%	91
HURLBURT FIELD CLINIC		39	52	57%	91
FLAGLER COUNTY DETENTION CENTER		89	2	2%	91
CITRUS MEMORIAL HOSPITAL			91	100%	91
VIPEDIATRICS PLLC		85	6	7%	91
HERON CLUB AT PRESTANCIA		89	2	2%	91
CLINICA HISPANA		1	89	99%	90
KEYS MEDICAL GROUP			90	100%	90

COVID-19: testing by laboratory

Data through Jan 19, 2021 verified as of Jan 20, 2021 at 09:25 AM

Data in this report are provisional and subject to change.

The numbers in the table below represent the number of Florida and non-Florida residents for whom test results were received by the Department of Health. A person can be tested by more than one laboratory and can have both positive and negative results. **Therefore, the sum of the numbers in each column will be larger than the total number of people tested.**

Reporting lab	Inconclusive	Negative	Positive	Percent positive	Total
ADVENT HEALTH CENTRA CARE - WATERMAN		78	12	13%	90
Avante at Melbourne		90			90
KALEIDA HEALTH CENTER FOR LABORATORY		83	6	7%	89
GULF COAST MEDICAL CENTER		86	3	3%	89
BROOKDALE COLONIAL PARK	2	85	1	1%	88
CITRUS MEMORIAL HEALTH SYSTEM LAB		2	86	98%	88
Summit Medical Group		79	9	10%	88
AVERO DIAGNOSTICS		64	24	27%	88
HEARTLAND PEDIATRICS OF LAKE PLACID PA		73	15	17%	88
VILLAS OF HOLLY BROOK - BRADENTON 14TH		88			88
LATE HOURS URGENT CARE		50	38	43%	88
GOVERNOR'S CREEK HEALTH & REHABILITATION		87	1	1%	88
PACIFIC ANALYTICS			87	100%	87
FLORIDA HEALTH CARE PLANS INC		1	86	99%	87
DB MD		80	7	8%	87
VIERA HOSPITAL			87	100%	87
BRANDON HEALTH AND REHABILITATION CENTER	1	85	1	1%	87
KORGENE LAB	1	23	63	72%	87
ADVENT HEALTH - PALM HARBOR ER		64	23	26%	87
WESTWOOD NURSING & REHAB		58	29	33%	87
MACADAMS HOME HEALTH AGENCY		85	1	1%	86
MAGNOLIA DIAGNOSTIC		2	84	98%	86
JOHN KNOX VILLAGE OF FLORIDA ALF	1	83	2	2%	86
RITECARE MEDICAL CENTER		47	39	45%	86
HOSPICE OF ST FRANCIS INC		83	3	3%	86
ALTAMONTE MD			86	100%	86
ADVENT HEALTH CENTRA CARE - SOUTH ORANGE		69	16	19%	85
MY CLINICAL LAB INC		17	68	80%	85
W. FRANK WELLS NURSING HOME		84	1	1%	85
VITAS HEALTHCARE CORPORATION OF FLORIDA		83	2	2%	85
FREEDOM INN AT TARPON SPRINGS		81	4	5%	85
BIODESIX, INC.		65	20	24%	85
JPR URGENT MEDICAL CARE		85			85
SUMMERFIELD EMERGENCY ROOM		64	21	25%	85
MIAMI SHORES NURSING & REHAB		85			85
HARBORCHASE OF NAPLES		72	12	14%	84
MAINSTREAM DIAGNOSTIC LABORATORY LLC		72	12	14%	84
DOS OF NORTH SHORES NURSING & REHAB CENTER		84			84
FLORIDA ATLANTIC UNIVERSITY STUDENT HEALTH		67	17	20%	84
NITE LITE PEDIATRICS - JACKSONVILLE		76	8	10%	84
NSPIRE HEALTHCARE TAMARAC		80	4	5%	84
NAVARRE GARDENS LLC		61	23	27%	84
HAWKINS FAMILY MEDICINE LLC		50	34	40%	84
PINES OF SARASOTA GARDEN		84			84
PLANT CITY PEDIATRICS		72	11	13%	83
CLEARWATER STATMED QUICK QUALITY CLINICS		36	47	57%	83
LAFAYETTE NURSING AND REHABILITATION CENTER		81	2	2%	83

COVID-19: testing by laboratory

Data through Jan 19, 2021 verified as of Jan 20, 2021 at 09:25 AM

Data in this report are provisional and subject to change.

The numbers in the table below represent the number of Florida and non-Florida residents for whom test results were received by the Department of Health. A person can be tested by more than one laboratory and can have both positive and negative results. **Therefore, the sum of the numbers in each column will be larger than the total number of people tested.**

Reporting lab	Inconclusive	Negative	Positive	Percent positive	Total
LABCORP EMPLOYER SERVICES		82	1	1%	83
QPS, LLC		81	2	2%	83
CONSULATE HEALTH CARE OF SARASOTA		83			83
CAREMOUNT MEDICAL - PATHOLOGY		80	3	4%	83
QUICK CARE MED PL CR		80	3	4%	83
J FRANK AVEY MD		65	18	22%	83
NORTH FLORIDA SPINE AND WELLNESS		64	19	23%	83
CLYDE E LASSEN STATE VETERANS NURSING HOME		59	24	29%	83
THE PAVILION FOR HEALTH CARE		72	10	12%	82
LAB		29	53	65%	82
LIFE BRITE		71	11	13%	82
Cross Landings Health and Rehabilitation		82			82
VILLA MARIA WEST SKILLED NURSING FACILITY		75	6	7%	81
HOLISTIC PEDIATRICS GROUP LLC		68	13	16%	81
RIDGEWOOD DIAGNOSTIC LABORATORY		77	4	5%	81
BIO-TECH CLINICAL LABORATORIES		41	40	49%	81
KINDRED HOSPITAL-BAY AREA-ST PETERSBURG LAB		78	3	4%	81
MIDWAY PRIMARY CARE, LLC		79	2	2%	81
ARBOR GLEN AT ARBOR TRACE	2	70	8	10%	80
ST PETERSBURG PEDIATRICS-SEMINOLE BLVD		64	16	20%	80
LANDMARK, THE		38	42	53%	80
SUNCOAST URGENT CARE		53	27	34%	80
ISLAND DOCTORS		8	72	90%	80
THE RESIDENCE AT TIMBER PINES	4	70	6	8%	80
SONATA WEST		77	2	3%	79
LECONTE MEDICAL CENTER LAB		61	18	23%	79
CBS LABS OF TAMPA LLC		3	76	96%	79
VETERANS AFFAIRS MEDICAL CENTER - PALO ALTO		28	51	65%	79
EDGEWATER AT WATERMAN VILLAGE		78	1	1%	79
TGH URGENT CARE - TYRONE		2	77	97%	79
BALMORAL TENANT SERVICES INC	1	43	35	44%	79
RIVERSIDE RECOVERY OF TAMPA		78	1	1%	79
ADVENT HEALTH CENTRA CARE - POINCIANA		35	44	56%	79
CATHOLIC HEALTH SYSTEM DEPT LABORATORY		77	2	3%	79
MEMORY CARE OF NAPLES		78			78
MIAMI BEACH COMMUNITY HEALTH CENTER		1	77	99%	78
ORLANDO LUTHERAN TOWERS ASSISTED LIVING		78			78
LABCORP RTP		31	46	60%	77
ORANGE CITY NURSING AND REHAB		75	2	3%	77
PLYMOUTH HOME FOR ADULTS, INC.	8	68	1	1%	77
LAKE GIBSON VILLAGE, LLC		75	2	3%	77
BENTON HOUSE AT OAKLEAF		51	26	34%	77
TRUE NORTH HEALTH NAVIGATION LLC DBA DISPATCHHEALTH	1	60	16	21%	77
PINELLAS COUNTY JAIL			77	100%	77
PRIME HEALTH OF NORTH PORT LLC		72	5	6%	77
CANOPY ON BERRYHILL, THE		48	29	38%	77
BROOKDALE OF SPRING HILL	4	73			77

COVID-19: testing by laboratory

Data through Jan 19, 2021 verified as of Jan 20, 2021 at 09:25 AM

Data in this report are provisional and subject to change.

The numbers in the table below represent the number of Florida and non-Florida residents for whom test results were received by the Department of Health. A person can be tested by more than one laboratory and can have both positive and negative results. **Therefore, the sum of the numbers in each column will be larger than the total number of people tested.**

Reporting lab	Inconclusive	Negative	Positive	Percent positive	Total
LABFIRST - DEPARTMENT OF PATHOLOGY		74	3	4%	77
NORTH FLORIDA EVALUATION AND TREATMENT CENTER	1	71	5	6%	77
WINDSOR REFLECTIONS		75	1	1%	76
WALTON PLACE		76			76
PEDIATRICS IN BREVARD PA- ROCKLEDGE		54	22	29%	76
SOUTH GEORGIA MEDICAL CENTER		48	28	37%	76
Sandy Ridge Center for Rehabilitation and Healing		71	5	7%	76
DYNAMIC MEDICAL USA			76	100%	76
ABSOLUTE GENOMICS		39	37	49%	76
NORTH PORT REHABILITATION AND NURSING CENTER□		75	1	1%	76
CLINICAL PATHOLOGY ASSOCIATES-SONIC REFERENCE LAB		76			76
MOBILE PHYSICIAN SERVICES INC		67	8	11%	75
HUNTSVILLE HOSPITAL LABORATORY		51	24	32%	75
HOSPICE OF THE TREASURE COAST		72	3	4%	75
ERIE COUNTY MEDICAL CTR CLINICAL LABS		71	4	5%	75
ADVENTHEALTH EXPRESSCARE		45	30	40%	75
MEDICATION ROOMS-CSU/CI NURSE STATION	1	67	7	9%	75
SONNIS PEDIATRICS PA		64	11	15%	75
AMERICAN FAMILY MEDICAL LLC		44	31	41%	75
LAKE MORTON PLAZA□		72	3	4%	75
ATRIUM AT LIBERTY PARK□		71	4	5%	75
S-H THIRTY-FIVE OPCO- PORT ST LUCIE, LLC	1	74			75
Crystal Health & Rehab Center		73	2	3%	75
East Bay Rehabilitation Center		42	33	44%	75
The Grove Health and Rehabilitation		54	21	28%	75
Madison Health and Rehabilitation Center		42	33	44%	75
BOND CLINIC PA		43	32	43%	75
STONY BROOK UNIVERSITY MEDICAL CENTER		64	11	15%	75
HIGHLANDS MEDICAL CENTER		72	3	4%	75
SEVEN HILLS HEALTH AND REHABILITATION CENTER		58	16	22%	74
NOAH CLINICAL LABORATORY		63	11	15%	74
WILLOWBROOKE COURT AT ST ANDREWS ESTATES		70	4	5%	74
MICRO PATH LABORATORIES INC		72	2	3%	74
WINDSOR OF LAKEWOOD RANCH,THE		74			74
The Crossings		74			74
PARK OF THE PALMS INC		74			74
SEMINOLE SPORTS AND FAMILY MEDICINE		66	8	11%	74
PRO HEALTH			74	100%	74
ANGELS DIAGNOSTIC GROUP		60	14	19%	74
NEW SMYRNA BEACH URGENT CARE			73	100%	73
Centre Pointe Health and Rehabilitation Center		67	6	8%	73
KINDRED HOSPITAL MELBOURNE		72	1	1%	73
WHITE WILSON MEDICAL CENTER IMMEDIATE CARE		3	70	96%	73
SCOTT LAKE HEALTH AND REHABILITATION CENTER		71	2	3%	73
RESTORE HEALTH URGENT CARE		22	51	70%	73
DEPARTMENT OF HEALTH BUREAU OF FAMILY		72	1	1%	73
CONSULATE HEALTH CARE - LAKE MARY		72	1	1%	73

COVID-19: testing by laboratory

Data through Jan 19, 2021 verified as of Jan 20, 2021 at 09:25 AM

Data in this report are provisional and subject to change.

The numbers in the table below represent the number of Florida and non-Florida residents for whom test results were received by the Department of Health. A person can be tested by more than one laboratory and can have both positive and negative results. **Therefore, the sum of the numbers in each column will be larger than the total number of people tested.**

Reporting lab	Inconclusive	Negative	Positive	Percent positive	Total
BROWARD HEALTH MEDICAL CENTER		3	69	96%	72
HAVEN OF OUR LADY OF PEACE		72			72
BROOKDALE OVIEDO		70	2	3%	72
WINDSOR OAKS		71	1	1%	72
MAGNOLIA MEDICAL CLINIC		10	62	86%	72
MD 365 MEDICAL CARE PLLC		71			71
GRAND OAKS OF JENSEN BEACH LLC□		71			71
AMMON LABS		61	10	14%	71
STERLING HOUSE OF TALLAHASSEE	3	62	6	8%	71
ADVANCED LAB		67	4	6%	71
HEALTH FIRST - PALM BAY HOSPITAL		2	69	97%	71
PROMEDICA LABORATORIES		21	50	70%	71
DOUGLAS T JACOBSON STATE VETERANS HOME		71			71
SUNCOAST COMMUNITY HEALTH CENTERS PEDIATRICS		21	49	70%	70
Highlands Regional Hospital		63	7	10%	70
MEMORIAL MANOR		70			70
WHITE WILSON MEDICAL CENTER PA - NAVARRE		1	69	99%	70
SUMMIT MEDICAL GROUP PA		63	7	10%	70
CLARE BRIDGE OF SARASOTA		69	1	1%	70
PALMS EDGE	1	64	5	7%	70
MINUTECLINIC DIAGNOSTIC OF SOUTH CAROLINA, LLC		63	7	10%	70
CENTRAL BALDWIN IMMEDIATE CARE & FAMILY PRACTICE		54	16	23%	70
SIMED LABORATORY		57	12	17%	69
USF HEALTH MORSANI CENTER		5	64	93%	69
HERITAGE HEALTHCARE AND REHABILITATION CENTER		69			69
KINDRED HOSPITAL NORTH FLORIDA	2	62	5	7%	69
PARKSIDE INN	3	64	2	3%	69
ALTERNATIVE LIVING, INC DBA TWIN CITIES PAVILION		69			69
SUMMIT AT VENICE	2	63	4	6%	69
MARTIN ACQUISITION 1 LLC DBA		58	11	16%	69
SENIOR LIVING VII TAMPA LLC□	1	59	9	13%	69
SEA PINES REHABILITATION HOSPITAL		69			69
AEL- MEMPHIS		17	51	75%	68
Oakhurst Center		65	3	4%	68
BROOKDALE FORT MYERS THE COLONY		64	4	6%	68
SUNCOAST OPTIMAL WELLNESS		23	45	66%	68
ADVENTHEALTH MEDICAL GROUP FAMILY MEDICINE AT		50	18	26%	68
HUNTINGTON HOSPITAL LABORATORY		65	3	4%	68
Avante at St Cloud, Inc.		66	2	3%	68
Mt Sinai Aventura			68	100%	68
CRYSTAL RIVER HEALTH & REHAB		67			67
LAB PLUS, LLC AT SAINT THOMAS WEST HOSPITAL		53	14	21%	67
WATERCREST ST LUCIE WEST	1	63	3	4%	67
PLANTATION GENERAL HOSPITAL CLINICAL LAB		26	41	61%	67
QUICK CARE MED LLC	1	59	7	10%	67
DAYSPRING SENIOR LIVING LLC		65	2	3%	67
MD LABS		40	27	40%	67

COVID-19: testing by laboratory

Data through Jan 19, 2021 verified as of Jan 20, 2021 at 09:25 AM

Data in this report are provisional and subject to change.

The numbers in the table below represent the number of Florida and non-Florida residents for whom test results were received by the Department of Health. A person can be tested by more than one laboratory and can have both positive and negative results. **Therefore, the sum of the numbers in each column will be larger than the total number of people tested.**

Reporting lab	Inconclusive	Negative	Positive	Percent positive	Total
ST VINCENT'S BIRMINGHAM		62	4	6%	66
VIERA DEL MAR HEALTH AND REHABILITATION CENTER		63	3	5%	66
POINTE, THE		64	2	3%	66
SUNSHINE GARDENS		66			66
ASSOCIATED CLINICAL LABORATORIES		59	7	11%	66
MEDEX MEDICAL EXPRESS OF PALATKA			66	100%	66
CRAIG BERGER MD PL D/B/A BAY AREA EYE INSTITUTE		66			66
FIRSTCARE CLINIC		32	34	52%	66
OPPENHEIMER PLASTIC SURGERY LLC		61	5	8%	66
SAN JOSE SENIOR CARE LLC	1	43	21	32%	65
CENTRAL FLORIDA HEALTHCARE GROUP LLC		54	11	17%	65
FLORIDA PEDIATRIC GROUP		27	38	58%	65
CL BRUMBACK PRIMARY CARE CLINICS		16	49	75%	65
EAST ALABAMA MEDICAL CENTER LABORATORY		55	10	15%	65
SEAVIEW NURSING AND REHABILITATION CENTER		65			65
ELLENTON PEDIATRICS PA		57	8	12%	65
WEST COAST FAMILY MEDICAL CARE		49	16	25%	65
CENTURY CENTER FOR REHABILITATION & HEALING		48	17	26%	65
STONY BROOK SOUTHAMPTON		64	1	2%	65
KINDRED HOSPITAL - SOUTH FLORIDA		65			65
GV NAPLES OPCO, LLC		63	1	2%	64
ELMCROFT OF BELLA VITA		56	8	13%	64
EISENHOWER ARMY MEDICAL CENTER		60	4	6%	64
A COUNTRY PLACE ASSISTED LIVING FACILITY		64			64
FLAGLER COLLEGE HEALTH SERVICES		44	20	31%	64
RARITAN BAY PERTH AMBOY		58	6	9%	64
NEMOURS CHILDRENS PRIMARY CARE OVIEDO		51	13	20%	64
JOSEPH L MORSE GERIATRIC CENTER	2	59	3	5%	64
GENPATH			64	100%	64
MED EXPRESS		6	58	91%	64
OUT OF STATE		40	24	38%	64
VIERA HEALTH AND REHABILITATION CENTER		62	1	2%	63
SUMMER VISTA ASSISTED LIVING		38	25	40%	63
MINNESOTA TWINS		60	3	5%	63
ASHRAF MEDICAL GROUP PLLC DBA PULSE MD		62	1	2%	63
GREENLEAF ALF		62	1	2%	63
WADSWORTH HEALTH CENTER		60	3	5%	63
MIAMI VA HEALTHCARE SYSTEM			63	100%	63
ST PETERSBURG PEDIATRICS-EAST BAY		48	15	24%	63
F&T MEDICAL RESEARCH, INC		63			63
APC PEDIATRICS AT RYE ROAD MEDICAL PARK		63			63
MEDI CLINIC SARASOTA INC		62	1	2%	63
HOSPICE OF THE EMERALD COAST INC - PANAMA CITY	1	58	4	6%	63
Peninsula Care and Rehab		55	7	11%	62
OVERLOOK HOSPITAL LABORATORY		57	5	8%	62
BEACHES PEDIATRICS PA		59	3	5%	62
EXACT SCIENCES LABORATORIES, LLC		15	47	76%	62

COVID-19: testing by laboratory

Data through Jan 19, 2021 verified as of Jan 20, 2021 at 09:25 AM

Data in this report are provisional and subject to change.

The numbers in the table below represent the number of Florida and non-Florida residents for whom test results were received by the Department of Health. A person can be tested by more than one laboratory and can have both positive and negative results. **Therefore, the sum of the numbers in each column will be larger than the total number of people tested.**

Reporting lab	Inconclusive	Negative	Positive	Percent positive	Total
TUSCAN ISLE OPERATING COMPANY LLC DBA		59	3	5%	62
STUART LODGE LIVING LLC		42	20	32%	62
OAK MANOR NURSING HOME		59	2	3%	61
A2Z DIAGNOSTICS		60	1	2%	61
AMERICAN FAMILY MEDICAL		48	13	21%	61
BROWARD HEALTH MEDICAL CENTER CLINICAL LAB			61	100%	61
NXGEN MDX		20	41	67%	61
BOND CLINIC DR ELDEEB		35	26	43%	61
WASHINGTON REHABILITATION AND NURSING CENTER		51	10	16%	61
ISLAND COAST PEDIATRICS		56	5	8%	61
EC OPCO CARROLLWOOD LLC		55	6	10%	61
EMERALD COAST HOSPICE		60	1	2%	61
ADVENTHEALTH EXPRESS CARE AT WALGREENS 49TH STREET		46	15	25%	61
LAKELAND REGIONAL HEALTH		36	24	40%	60
CATHOLIC HEALTH SERVICES REGIONAL LAB		54	6	10%	60
OKEECHOBEE URGENT CARE		17	43	72%	60
TWIN CREEKS ASSISTED LIVING & MEMORY CARE		57	3	5%	60
MED COMP SCIENCES		1	59	98%	60
HAWTHORN HOUSE☐		50	10	17%	60
CLERMONT URGENT CARE			60	100%	60
AVANTE AT OCALA INC		55	5	8%	60
EMBRY RIDDLE AERONAUTICAL UNIVERSITY HEALTH SERVICES			60	100%	60
BIG BOCA SMILES LLC☐		57	2	3%	59
Stratford Court of Palm Harbor		50	9	15%	59
RITECARE MED CTR H			59	100%	59
ADVANCED EMURGENT CARE		27	32	54%	59
THE ARLINGTON OF NAPLES INC.		56	3	5%	59
MILLENIUM PHYSICIANS GROUP		1	58	98%	59
BIOTECH		52	7	12%	59
INTERNAL LAB		50	9	15%	59
MCW MENTAL HEALTH LLC		57	2	3%	59
IMA MEDICAL GROUP		31	28	47%	59
LENOX HILL HOSPITAL		53	6	10%	59
CENTRA CARE POINCIANA	1	45	13	22%	59
ARBOR TERRACE SAN JOSE LLC	3	54	1	2%	58
THE CANOPY AT BERRYHILL		58			58
EXPERTUS LABORATORIES INC		24	34	59%	58
PUBLIC SQUARE PHARMACY LLC		44	14	24%	58
CHAMBREL AT ISLAND LAKE		55	3	5%	58
Margate Health and Rehabilitation Center		56	2	3%	58
ALTAMONTE PEDIATRIC ASSOCIATES		31	27	47%	58
ELAN BUENA VISTA		45	13	22%	58
REGENTS PARK OF BOCA RATON☐		56	2	3%	58
DELAND WELLNESS CENTER			57	100%	57
FHMG LAKE MARY PEDS		46	11	19%	57
WALGREENS 9627		52	5	9%	57
KAPG FLEMING ISLAND SENIOR HOUSING OPCO LLC	1	56			57

COVID-19: testing by laboratory

Data through Jan 19, 2021 verified as of Jan 20, 2021 at 09:25 AM

Data in this report are provisional and subject to change.

The numbers in the table below represent the number of Florida and non-Florida residents for whom test results were received by the Department of Health. A person can be tested by more than one laboratory and can have both positive and negative results. **Therefore, the sum of the numbers in each column will be larger than the total number of people tested.**

Reporting lab	Inconclusive	Negative	Positive	Percent positive	Total
ALZHEIMERS CARE CENTER OF VIERA LTD		37	20	35%	57
PORT CHARLOTTE REHABILITATION CENTER		48	9	16%	57
ASCENSION SACRED HEART BAY LABORATORY		54	3	5%	57
PALM BAY URGENT CARE		28	29	51%	57
NORTH SHORE UNIVERSITY HOSPITAL LABORATORY		51	6	11%	57
MALCOM RANDALL DEPT OF VAMC			57	100%	57
VETERANS AFFAIRS MEDICAL CENTER - GULF COAST		27	30	53%	57
PENSACOLA PEDIATRICS, PA		45	11	20%	56
TIFFANY HALL NURSING AND REHAB		44	12	21%	56
HORIZON ALF		55	1	2%	56
PANCARE HEALTH GULF COUNTY		40	16	29%	56
CENTRA CARE - CONWAY		21	35	63%	56
LAKELAND REGIONAL HEALTH LAKE MIRIAM		24	32	57%	56
EAGLES WATCH CLUSTER		47	9	16%	56
BAPTIST HEALTH SOUTH FLORIDA - WEST BOCA URGENT CARE		34	22	39%	56
JERICOHO URGENT CARE		53	3	5%	56
ATMORE COMMUNITY HOSPITAL LABORATORY		37	19	34%	56
INDIGO MANOR		22	33	60%	55
PREMIER MEDICAL ASSOCIATES ALL FLORIDA LLC		54	1	2%	55
SONATA HUNTERS CREEK		47	8	15%	55
FLORIDA MEDICAL CLINIC LLC		36	19	35%	55
ROSECASTLE AT DELANEY CREEK		54	1	2%	55
ST PETERSBURG PEDIATRICS-PARK BLVD		44	11	20%	55
WILSON MEMORIAL REGIONAL MEDICAL CENTER		51	4	7%	55
MINUTECLINIC DIAGNOSTIC OF TEXAS, LLC		48	7	13%	55
SARASOTA CO. HEALTH DEPT # 58		40	14	26%	54
STEWART SEBASTIAN RIVER MEDICAL CENTER		27	27	50%	54
MENTAL HEALTH CARE INC		45	9	17%	54
CERTUS MTD OPCP LLC		52	2	4%	54
UNITED LABORATORY SERVICES CORPORATION		38	16	30%	54
JUNIPER VILLAGE AT NAPLES		53	1	2%	54
ADVENT HEALTH - PALM COAST		1	53	98%	54
ROHR HOME		51	3	6%	54
KENDALL REGIONAL MEDICAL CENTER LAB	3		51	94%	54
ST. CLOUD MEDICAL GROUP		54			54
CLERMONT HEALTH AND REHAB		40	14	26%	54
TUKA PEDIATRICS		7	47	87%	54
STEINHATCHEE FAMILY MEDICAL CENTER	1	47	6	11%	54
Osprey Point Nursing Center		51	2	4%	53
JACOBI MEDICAL CENTER		50	3	6%	53
COOPER FAMILY MEDICAL PLLC		39	14	26%	53
BAPTIST MEDICAL CENTER SOUTH		38	15	28%	53
ADVENTHEALTH EXPRESS CARE AT WALGREENS		38	15	28%	53
HEALTHPOINT MED GRP OF THE EMERALD COAST LLC		38	15	28%	53
NITE LITE PEDIATRICS - PORT ST. LUCIE		43	9	17%	52
INTERNAL MEDICINE SPECIALIST		46	6	12%	52
JUPITER MEDICAL CENTER URGENT CENTER		35	17	33%	52

COVID-19: testing by laboratory

Data through Jan 19, 2021 verified as of Jan 20, 2021 at 09:25 AM

Data in this report are provisional and subject to change.

The numbers in the table below represent the number of Florida and non-Florida residents for whom test results were received by the Department of Health. A person can be tested by more than one laboratory and can have both positive and negative results. **Therefore, the sum of the numbers in each column will be larger than the total number of people tested.**

Reporting lab	Inconclusive	Negative	Positive	Percent positive	Total
MED ONE AT SAINT AUGUSTINE		33	19	37%	52
ST FRANCIS HOSPITAL		45	7	13%	52
ARBOR OAKS AT TYRONE	5	47			52
LAKE HOWELL FAMILY MEDICINE ASSOCIATES		44	8	15%	52
ADVENT HEALTH		49	3	6%	52
CORAL GABLES HOSPITAL			52	100%	52
SNH BRFL TENANT LLC	2	50			52
PANCARE HEALTH - MALONE CLINIC		48	4	8%	52
BIOREFERENCE LABORATORIES		3	49	94%	52
AVANTE ST CLOUD		48	3	6%	51
SEMINOLE TRIBE OF FLORIDA		36	15	29%	51
GULFVIEW MEDICAL INSTITUTE		51			51
ALEXANDER NININGER STATE VETERANS		51			51
APOLLOMDX LABS		29	22	43%	51
HOSPICE OF MARTIN & ST LUCIE, INC		51			51
THREE OAKS PHARMACY INC		49	2	4%	51
LAKE REGIONAL URGENT CARE		1	50	98%	51
ARDEN COURTS OF SEMINOLE		50	1	2%	51
PANIRA HEALTHCARE CLINIC		2	49	96%	51
FLORIDA DEPARTMENT OF HEALTH IN TAYLOR COUNTY		29	22	43%	51
PHYSICIANS PRIMARY CARE OF SOUTHWEST FLORIDA		39	12	24%	51
PALM RIVER COMMUNITY HEALTH CENTER		45	5	10%	50
PRIMECARE AT TWIN LAKES			50	100%	50
SANIBEL INTERNAL MEDICINE, LLC		48	2	4%	50
BioReference Laboratories, Inc		6	44	88%	50
GATEWAY CARE CENTER		50			50
The Ponce Therapy Care Center		47	3	6%	50
SONATA BOCA RATON		48	2	4%	50
CHILDREN'S HOSPITAL OF ALABAMA		49	1	2%	50
Golfview Healthcare Center		49			49
SARATOGA HOSPITAL LABORATORY		44	5	10%	49
BAY PINES MEDICAL ASSOCIATES		1	48	98%	49
SUPERIOR RESIDENCES OF LECANTO		34	15	31%	49
FLORIDA HEALTH CARE		6	43	88%	49
ALLEGRO		47	2	4%	49
SAMFORD UNIVERSITY HEALTH SERVICES		48	1	2%	49
VILLAGES REGIONAL HOSPITAL SURGERY CENTER LLC, THE		34	15	31%	49
Summit Medical Group, Pa DbA Citymd		45	4	8%	49
USF		1	48	98%	49
SOFT CELL LABORATORIES		45	4	8%	49
ADVENT HEALTH CENTRA CARE - SAND LAKE		19	30	61%	49
SOLARIS SENIOR LIVING NORTH NAPLES		48	1	2%	49
NAPHCARE, INC AT MANATEE COUNTY JAIL		29	20	41%	49
COOPER FAMILY MEDICAL, PLLC		40	9	18%	49
GENEDX		36	13	27%	49
ADVENT HEALTH - MOUNT DORA		9	40	82%	49
ALLIANCE PEDIATRICS		24	25	51%	49

COVID-19: testing by laboratory

Data through Jan 19, 2021 verified as of Jan 20, 2021 at 09:25 AM

Data in this report are provisional and subject to change.

The numbers in the table below represent the number of Florida and non-Florida residents for whom test results were received by the Department of Health. A person can be tested by more than one laboratory and can have both positive and negative results. **Therefore, the sum of the numbers in each column will be larger than the total number of people tested.**

Reporting lab	Inconclusive	Negative	Positive	Percent positive	Total
INN AT THE FOUNTAINS, THE		34	14	29%	48
VENICE REGIONAL MEDICAL CENTER BAYFRONT HEALTH		12	36	75%	48
RAINBOW PEDIATRICS PC LLC / BREAKFAST POINT		38	10	21%	48
BARRY UNIVERSITY STUDENT HEALTH SERVICES		37	11	23%	48
NAPLES PEDIATRICS INC		43	5	10%	48
FINLAY CLINICAL LABORATORY		20	28	58%	48
PREMIER MEDICAL ASSOCIATES		46	2	4%	48
BIOIQ			48	100%	48
MARQUIS LABS, LLC		48			48
MINUTECLINIC DIAGNOSTIC OF OHIO LLC		35	13	27%	48
COURTYARD GARDENS OF JUPITER		48			48
TROY REGIONAL MEDICAL CENTER		38	10	21%	48
LAKE CITY VA MEDICAL CENTER			48	100%	48
CAREMED INTERNAL MEDICINE		30	18	38%	48
BAY CENTER HURRICANE SHELTER		48			48
ADVENT HEALTH CENTRA CARE - EAST ORLANDO		21	27	56%	48
HIALEAH HOSPITAL RESPIRATORY DEPT			48	100%	48
HERNANDO COUNTY FIRE RESCUE DISTRICT		23	25	52%	48
TRINITY AL SENIOR HOUSING LLC		44	4	8%	48
FLORIDA MEDICAL CLINIC PA		41	6	13%	47
PEDIATRIC CARE CENTER- JACKSONVILLE BEACH		19	28	60%	47
EMERALD COAST BEHAVIORAL HOSPITAL		45	2	4%	47
GEORGE SAFRAN MD PC		42	5	11%	47
LUTHERAN HAVEN ASSISTED LIVING		47			47
CAPE REGIONAL MEDICAL CENTER		45	2	4%	47
NAVARRE GARDENS		41	6	13%	47
JACKSON COUNTY HEALTH DEPARTMENT		20	27	57%	47
INTERLAB		1	46	98%	47
DOH		23	24	51%	47
BISHOP GRADY VILLAS		47			47
TRADITIONAL HOME HEALTH OF PALM BEACH INC		47			47
GRAND OAKS OF PALM CITY LLC	1	39	6	13%	46
H LEE MOFFITT CANCER CENTER MICRO		46			46
ADVENT HEALTH MEDICAL GROUP OB GYN AT		40	6	13%	46
PREMIER PLACE HEALTHCARE AT THE GLENVIEW		46			46
POPLAR HEALTHCARE PLLC	1	11	34	74%	46
HARTFORD HEALTH SERVICES LLC		46			46
SOUTHEAST ALABAMA MEDICAL CENTER			46	100%	46
AMERICAN HOUSE COCONUT POINT		42	4	9%	46
PALM BAY PEDIATRICS		34	12	26%	46
COLLIER BLVD HMA PHYSICIAN MANAGEMENT LLC		46			46
PENNSYLVANIA DEPT OF HEALTH		20	26	57%	46
AU HEALTH		35	11	24%	46
EAST MANATEE FAMILY	1	1	44	96%	46
AFTER HOURS PEDIATRICS			46	100%	46
HEALTH FIRST - CAPE CANAVERAL HOSPITAL		1	45	98%	46
BURRY'S PHARMACY INC		26	19	42%	45

COVID-19: testing by laboratory

Data through Jan 19, 2021 verified as of Jan 20, 2021 at 09:25 AM

Data in this report are provisional and subject to change.

The numbers in the table below represent the number of Florida and non-Florida residents for whom test results were received by the Department of Health. A person can be tested by more than one laboratory and can have both positive and negative results. **Therefore, the sum of the numbers in each column will be larger than the total number of people tested.**

Reporting lab	Inconclusive	Negative	Positive	Percent positive	Total
A PLUS PEDIATRICS		41	4	9%	45
UNIVERSITY OF CENTRAL FLORIDA HEALTH SERVICES		45			45
REDI-MED WALK-IN FAMILY CARE			45	100%	45
ESCAMBIA COUNTY JAIL		32	13	29%	45
GOOD HEARTS COVID TESTING		8	37	82%	45
ROCHESTER GENERAL HOSPITAL LABORATORY		41	4	9%	45
SOMERBY OF SANTA ROSA BEACH		42	3	7%	45
L&S SENIOR CARE DBA ARCADIA OAKS	1	44			45
LITTLE NECK URGENT CARE		43	2	4%	45
HARMONY CLINIC		1	44	98%	45
SOUTHPORT SQUARE HARBOUR HEALTH		45			45
CRESTVIEW URGENT CARE			45	100%	45
CARDIOLOGY AND MEDICINE ASSOCIATES		35	10	22%	45
BUECHELE DENTAL PA DBA CLERMONT FAMILY DENTISTRY		36	9	20%	45
MOBILE DOC FL, LLC		29	16	36%	45
SACRED HEART HEALTH SYSTEM INC		31	14	31%	45
GENESIS DERMATOLOGY		41	4	9%	45
VALENCIA HOUSE ALF		45			45
KAPG ST AUGUSTINE SENIOR HOUSING OPCO LLC		35	9	20%	44
ADVENT HEALTH - LAKE MARY		36	8	18%	44
VISITING PHYSICIANS ASSOCIATION		40	4	9%	44
ARBOR TERRACE ORTEGA LLC		44			44
ADVENTHEALTH MEDICAL GROUP PRIMARY CARE		43	1	2%	44
NORTH SHORE MEDICAL LABS	1	40	3	7%	44
ALLIANCE OF PHYSICIANS AGAINST COVID-19			44	100%	44
MOOSEHAVEN LIFE CARE CENTER		44			44
ORCHID COVE AT DAYTONA		39	5	11%	44
VITAS HEALTHCARE CORP OF FLORIDA		44			44
QUALITY URGENT CARE AND WELLNESS		31	13	30%	44
PEDIATRICS OF CENTRAL FLORIDA – SAINT CLOUD	2	40	2	5%	44
WINTER GARDEN REHAB AND NURSING CENTER		40	4	9%	44
WALGREENS 2941		43	1	2%	44
PRECISION HEALTH SOLUTIONS LAB		9	35	80%	44
EGLIN AFB		9	35	80%	44
BARNES HEALTHCARE OF FLORIDA LLC		41	3	7%	44
STUART URGENT CARE			43	100%	43
NORTH FLORIDA MEDICAL CENTER		39	4	9%	43
PATRICK AIR FORCE BASE		3	40	93%	43
FAMILY EXTENDED CARE OF WINTER HAVEN		41	2	5%	43
QUOTIENT SCIENCES			43	100%	43
GRAND ST PAUL CVS		43			43
Guardian Care Nursing and Rehabilitation Center		43			43
LAKE MARY KIDS CENTRA CARE		33	10	23%	43
DAVID POSNACK JEWISH DAY SCHOOL		43			43
BRANCH MEDICAL CLINIC			43	100%	43
FLORIDA HOSPITAL		27	16	37%	43
TURNING POINT OF TAMPA		37	5	12%	42

COVID-19: testing by laboratory

Data through Jan 19, 2021 verified as of Jan 20, 2021 at 09:25 AM

Data in this report are provisional and subject to change.

The numbers in the table below represent the number of Florida and non-Florida residents for whom test results were received by the Department of Health. A person can be tested by more than one laboratory and can have both positive and negative results. **Therefore, the sum of the numbers in each column will be larger than the total number of people tested.**

Reporting lab	Inconclusive	Negative	Positive	Percent positive	Total
QHC UPSTATE MEDICAL PC		35	7	17%	42
MEDLOGIC LABORATORIES		3	39	93%	42
PEDIATRIC SERVICES OF AMERICA INC		41	1	2%	42
CENTRA CARE – APOPKA	1	2	39	93%	42
UTAH CVS PHARMACY, LLC		40	2	5%	42
QUALITY URGENT CARE AND WELLNESS PL		26	16	38%	42
Atlantic Shore Nursing and Rehab		42			42
PRINCETON VILLAGE☐		39	3	7%	42
CLINICAL LABORATORY		42			42
Citymd Of Toms River		36	6	14%	42
WEST ISLIP URGENT CARE		40	2	5%	42
CITYMD OF MANAHAWKIN		39	2	5%	41
D PEDIATRICS		40	1	2%	41
UNIVERSITY OF WEST FLORIDA, THE		41			41
FHMG- FLORIDA HOSPITAL MEDICAL GROUP		33	8	20%	41
ROCKLEDGE REGIONAL MEDICAL CENTER		30	11	27%	41
NEOGENOMICS LABORATORIES INC		41			41
PEDIATRICS OF CENTRAL FLORIDA KISSI		33	8	20%	41
BRONX LEBANON HOSPITAL-MEDICAL CENTER		37	4	10%	41
TGH URGENT CARE POWERED BY FAST TRACK			41	100%	41
FERN PARK DEVELOPMENTAL CENTER			41	100%	41
ADVENT HEALTH EXPRESS CARE		4	37	90%	41
FHMG_CTR FOR SENIOR HEALTH		36	5	12%	41
FLORIDA HOSPITAL NEW SMYRNA		4	37	90%	41
MAIMONIDES-SHALOM ACADEMY, INC		40	1	2%	41
SH HERON EAST LLC☐		41			41
LARA HEALTH AND WELLNESS CENTER LLC		41			41
FIRST CHOICE URGENT CARE		10	30	75%	40
NEW YORK PRESBYTERIAN - QUEENS DIAGNOSTIC		39	1	3%	40
PRIDE DIAGNOSTICS		24	16	40%	40
KINDRED AT HOME		32	8	20%	40
GENTIVA HEALTH SERVICES CERTIFIED INC		37	3	8%	40
CLINICAL PATHOLOGY LABORATORIES, INC		40			40
DOH-WEST PALM BEACH BRANCH LABORATORY		2	38	95%	40
LAKE WALES OPERATING GROUP LLC		37	3	8%	40
CAPITAL REGIONAL MEDICAL CENTER		2	38	95%	40
life Care Center of Melbourne		25	15	38%	40
INTERNAL MEDICINE ASSOCIATES PA		37	3	8%	40
BOND AND STEELE CLINIC, PA		33	7	18%	40
PACIFICA SENIOR LIVING OCALA		35	5	13%	40
WALGREENS 4915		37	3	8%	40
URGENT CARE & WELLNESS CENTER		10	30	75%	40
MEDEX MEDICAL EXPRESS OF PALATKA LLC			39	100%	39
BAY COUNTY JAIL ANNEX		34	5	13%	39
NEXT MOLECULAR ANALYTICS		9	30	77%	39
Palms at Ponte Vedra Assisted Livning and Memory Care		38	1	3%	39
JUNIPER VILLAGE AT CAPE CORAL		34	5	13%	39

COVID-19: testing by laboratory

Data through Jan 19, 2021 verified as of Jan 20, 2021 at 09:25 AM

Data in this report are provisional and subject to change.

The numbers in the table below represent the number of Florida and non-Florida residents for whom test results were received by the Department of Health. A person can be tested by more than one laboratory and can have both positive and negative results. **Therefore, the sum of the numbers in each column will be larger than the total number of people tested.**

Reporting lab	Inconclusive	Negative	Positive	Percent positive	Total
ADVENT HEALTH - DELTONA ER		19	20	51%	39
LOURDES HOSPITAL INC		37	2	5%	39
ERDOX		37	2	5%	39
PHILLIPPE RIDGE		27	12	31%	39
DELCARE PA		31	8	21%	39
CLINICAL RESEARCH SEQUENCING PLATFORM		8	31	79%	39
ECOLAB GROUP		8	31	79%	39
CEDAR CREEK AT KINGS BAY INC		39			39
BROOKDALE JENSEN BEACH☐		37	1	3%	38
CDR MAGUIRE INC	1	7	30	79%	38
MISSION OAKS ASSISTED LIVING☐		36	2	5%	38
HOMEWOOD RESIDENCE AT FREEDOM PLAZA		37	1	3%	38
FLORIDA HEALTH CARE DELAND			38	100%	38
JUPITER MEDICAL CENTER URGENT CARE - STUART		23	15	39%	38
TBI RESIDENTIAL SERVICES, INC.		27	11	29%	38
UNIVERSITY OF ALABAMA		35	3	8%	38
ADVENTIST HEALTH SYSTEM FLORIDA		26	12	32%	38
MINUTECLINIC DIAGNOSTIC OF NORTH CAROL		31	7	18%	38
MOLECULAR DIAGNOSTICS		5	33	87%	38
BOND CLINIC, PA		9	29	76%	38
BAYCARE HEALTH SYSTEMS		1	37	97%	38
BENTON HOUSE OF ST. JOHNS		36	2	5%	38
MISIR DRUGS LLC		29	9	24%	38
PANCARE HEALTH - JACKSON COUNTY		29	9	24%	38
ADVENT HEALTH - LAKE WALES		28	10	26%	38
FLORIDA DEPARMENT OF HEALTH CLAY COUNTY		25	12	32%	37
CENTRA CARE – LAKE NONA		3	34	92%	37
FAST PACE MEDICAL CLINIC, PLLC		32	5	14%	37
ONE MILO		37			37
PATHOGENIUS LABORATORIES		30	7	19%	37
AUTUMN OF SARASOTA		12	25	68%	37
LONGLEAF DIAGNOSTIC LABORATORIES		10	27	73%	37
THE COLLIER AT NAPLES		36	1	3%	37
PONCE THERAPY CARE CENTER		34	3	8%	37
ALL MY KIDS PEDIATRICS INC		22	15	41%	37
HOLZER HEALTH CENTER		5	32	86%	37
BOULEVARD REHABILITATION CENTER		24	13	35%	37
THE TERRACE OF JACKSONVILLE		3	34	92%	37
HR SARASOTA OPERATOR LLC		25	12	32%	37
PRACTICE MANAGEMENT OF AMERICA, INC.		7	30	81%	37
HOME CARE PHARMACY		37			37
FAMILY EXTENDED CARE OF SEBRING INC		35	2	5%	37
WOLFF CTR FOR CHILD & ADOLESCENT HEALTH PLLC,THE		24	12	33%	36
University Hills health and Rehabilitation		27	9	25%	36
BVL/LITTLE ANGEL PEDIATRICS		36			36
BERNHARDT LABORATORIES	1	9	26	72%	36
NORTHWELL HEALTH PLAINVIEW HOSPITAL LABORATORY		27	9	25%	36

COVID-19: testing by laboratory

Data through Jan 19, 2021 verified as of Jan 20, 2021 at 09:25 AM

Data in this report are provisional and subject to change.

The numbers in the table below represent the number of Florida and non-Florida residents for whom test results were received by the Department of Health. A person can be tested by more than one laboratory and can have both positive and negative results. **Therefore, the sum of the numbers in each column will be larger than the total number of people tested.**

Reporting lab	Inconclusive	Negative	Positive	Percent positive	Total
MEASE COUNTRYSIDE HOSPITAL			36	100%	36
WALGREENS #10373		34	1	3%	35
TITUSVILLE FAMILY PRACTICE		14	21	60%	35
NIGHT LITE PEDIATRICS CENTER LLC		8	27	77%	35
THOMAS INTERNAL MEDICINE		29	6	17%	35
ST CLOUD PHYSICIAN MANAGEMENT LLC DBA ST CLOUD		21	14	40%	35
JUNO DERMATOLOGY LLC		31	4	11%	35
RADIOLOGY ASSOCIATES OF VENICE AND ENGLEWOOD		33	2	6%	35
EC OPCO PENSACOLA, LLC		35			35
JACKSONVILLE UNIVERSITY		31	4	11%	35
PLAINVIEW URGENT CARE		33	2	6%	35
MINUTECLINIC DIAGNOSTIC		35			35
TERRACE AT HOBE SOUND, THE	1	31	3	9%	35
UNION MEDICAL CARE PLLC		35			35
MEDRITE URGENT CARE		25	10	29%	35
WUESTHOFF MEMORIAL HOSPITAL			35	100%	35
PALM BAY HOSPITAL			35	100%	35
P23 LABS		35			35
IRL		4	31	89%	35
CARE CENTERS OF NASSAU		34	1	3%	35
ADVENT HEALTH - FISH MEMORIAL		2	33	94%	35
PROFESSIONAL URGENT CARE SERVICES		15	20	57%	35
BEEHIVE HOMES OF GULF BREEZE		19	16	46%	35
INN AT ASTON GARDENS AT PELICAN POINTE,THE		35			35
BAYSHORE PATHOLOGY CONSULTANTS PA		34	1	3%	35
RASHDA ALBIBI M.D. P.A.		31	3	9%	34
MAUREEN OROURKE-FUTEY			34	100%	34
LIFESTREAM BEHAVIORIAL CENTER		17	17	50%	34
TUSCAN GARDENS OF DELRAY BEACH MANAGEMENT COMPANY,		34			34
NORTHBROOK CENTER FOR□		33	1	3%	34
BARTON HEALTH ALLIANCE		2	32	94%	34
PARAMOUNT WALK-IN CLINIC		1	33	97%	34
COLLIER HMA PHYSICIAN MANAGEMENT LLC		26	8	24%	34
CCRC @ SUNFLOWER LLC		31	3	9%	34
MICHAEL AKPEKE MD		25	9	26%	34
BETHESDA HEALTH URGENT CARE			34	100%	34
REDI-MED WALK IN FAMILY CLINIC			34	100%	34
LEVY COUNTY DEPARTMENT OF HEALTH		25	9	26%	34
IMA MEDICAL GROUP POINCIANA		14	20	59%	34
DEVELOPMENTAL DISABILITIES DEFENDANT PROGRAM		32	2	6%	34
HERNANDO ENDOSCOPY AND SURGERY CENTER		26	8	24%	34
TAYLORVILLE FAMILY MEDICINE		27	7	21%	34
NORTH FLORIDA PEDIATRICS		30	3	9%	33
SPRING MANOR ASSISTED LIVING		33			33
KINDRED HOSPITAL CENTRAL TAMPA BLOOD GAS	1	30	2	6%	33
AHSE ROP		32	1	3%	33
LINCOLN DIAGNOSTIC LAB		32	1	3%	33

COVID-19: testing by laboratory

Data through Jan 19, 2021 verified as of Jan 20, 2021 at 09:25 AM

Data in this report are provisional and subject to change.

The numbers in the table below represent the number of Florida and non-Florida residents for whom test results were received by the Department of Health. A person can be tested by more than one laboratory and can have both positive and negative results. **Therefore, the sum of the numbers in each column will be larger than the total number of people tested.**

Reporting lab	Inconclusive	Negative	Positive	Percent positive	Total
MINUTE CLINIC INCORPORATE		27	6	18%	33
MINUTECLINIC DIAGNOSTIC OF NORTH CARO		30	3	9%	33
METRO KNOXVILLE HMA		25	8	24%	33
GREENRIDGE GROUP HOME	3	11	19	58%	33
TOWERS HOME CARE☐		30	3	9%	33
BIOFIRE		7	26	79%	33
CITRUS COUNTY HEALTH DEPARTMENT		32	1	3%	33
ST. MARYS MEDICAL CENTER		1	32	97%	33
CINNAMON COVE ALF		33			33
PERSONAL PEDIATRICS		29	4	12%	33
PRMG - EAST NAPLES		23	10	30%	33
CENTRA CARE - DR. PHILLIPS		1	32	97%	33
TREASURE COAST FORENSIC TREATMENT CTR		16	17	52%	33
BOND CLINIC		3	30	91%	33
MAINSTREET FAMILY URGENT CARE		1	32	97%	33
AYERS NURSING AND REHABILITATION CENTER		33			33
University Hospital		28	5	15%	33
SANFORD MOBILE LAB PGA TOUR		32	1	3%	33
ACCURATE DIAGNOSTIC LAB		32	1	3%	33
LODGE HEALTH AND REHABILITATION CENTER, THE		32	1	3%	33
Kensington Gardens		33			33
MINUTECLINIC DIAGNOSTIC OF RHODE ISLAND, LLC #1544		31	1	3%	32
JEFFERSON COUNTY HEALTH DEPARTMENT-MONTICELLO		18	14	44%	32
VILLAGE ON THE ISLE☐		27	5	16%	32
AZALEA TRACE PHYSICIAN SERVICES		32			32
ANDALUSIA HEALTH		16	16	50%	32
WESTMINSTER ST AUGUSTINE		32			32
POARCH BANC CREEK INDIANS TRIBAL HEALTH DEPARTMENT			32	100%	32
VETERAN AFFAIRS MEDICAL CENTER - JAMES J PETERS		30	2	6%	32
ROSECASTLE OF JACKSONVILLE LLC		31	1	3%	32
PHYSICIAN ASSOCIATES LLC		26	6	19%	32
LINCOLN MEDICAL AND MENTAL HEALTH CENTER		30	2	6%	32
HOLY NAME HOSPITAL LABORATORY		31	1	3%	32
Gabisa Medical LLC		32			32
ISLAND URGENT CARE PLLC		32			32
CORNERSTONE MEDICAL CARE OF BRANDON PL		29	3	9%	32
JACKSON HEALTH SYSTEM		1	31	97%	32
FELICIDAD MEDICAL CENTER			32	100%	32
MINUTECLINIC DIAGNOSTIC OF SOUTH CARO		25	7	22%	32
RITE MEDICAL CARE PC		32			32
VETERANS HOME			32	100%	32
BRIDGEVIEW CENTER LLC☐		27	5	16%	32
NIGHT LITE PEDIATRICS URGENT CARE CENTER			32	100%	32
WALGREENS 3145		29	3	9%	32
MOOSEHAVEN HEALTH CENTER		12	20	63%	32
ST AUGUSTINE PEDIATRIC ASSOC		30	2	6%	32
IPSUM DIAGNOSTICS		3	29	91%	32

COVID-19: testing by laboratory

Data through Jan 19, 2021 verified as of Jan 20, 2021 at 09:25 AM

Data in this report are provisional and subject to change.

The numbers in the table below represent the number of Florida and non-Florida residents for whom test results were received by the Department of Health. A person can be tested by more than one laboratory and can have both positive and negative results. **Therefore, the sum of the numbers in each column will be larger than the total number of people tested.**

Reporting lab	Inconclusive	Negative	Positive	Percent positive	Total
OPIS COQUINA CENTER		32			32
Heartland Health Care Center North Sarasota		18	14	44%	32
LONG ISLAND JEWISH MED CTR		28	3	10%	31
LORI MCAULIFFE MD PA		21	10	32%	31
MANORCARE AT LELY PALMS		29	2	6%	31
MARIANNA HEALTH AND REHABILITATION CENTER		30	1	3%	31
WILLISTON PEDIATRICS PA		18	13	42%	31
NORTH CENTRAL BRONX HOSPITAL		30	1	3%	31
LabCorp L#09258130 M#09258125		12	19	61%	31
S-H THIRTY FIVE OPCO - ORANGE CITY, LLC		22	9	29%	31
PHOSPHORUS DIAGNOSTICS		27	4	13%	31
STETSON UNIVERSITY STUDENT HEALTH CENTER		3	28	90%	31
MENORAH HOUSE		30	1	3%	31
Flagler Health and Rehabilitation		30	1	3%	31
PANCARE HEALTH - FREEPORT CLINIC SUITE B		27	4	13%	31
TRADITIONAL HOME CARE INC		30	1	3%	31
CALHOUN COUNTY HEALTH DEPT		12	19	61%	31
DESOTO PALMS ALF		31			31
STEWARD MEDICAL GROUP, INC		21	10	32%	31
REGENCY PARK ASSISTED LIVING FACILITY		29	2	6%	31
CVS		2	29	94%	31
ARIZONA DEPARTMENT OF HEALTH SERVICES			31	100%	31
DISCOVERY COMMONS AT BRADENTON		31			31
COLLIER ANESTHESIA PAIN LLC		31			31
MORTON PLANT			30	100%	30
WAVE CREST HEALTH AND REHABILITATION CENTER		30			30
PECONIC BAY MEDICAL CENTER LABORATORY		24	6	20%	30
SAMIR EBEID MD		29	1	3%	30
AMEERAH LABS			30	100%	30
BAY REGIONAL URGENT CARE	1	17	12	40%	30
WESTWOOD NURSING AND REHABILITATION		28	2	7%	30
HIGHLANDS LAKE CENTER		27	3	10%	30
Okeechobee Health Care Facility		16	14	47%	30
NEUROINTERNATIONAL SARASOTA		28	2	7%	30
HERITAGE WATERSIDE		27	3	10%	30
SOS MOBILE MEDICAL CARE LLC		25	5	17%	30
BELVEDERE COMMONS OF SUN CITY CENTER		30			30
JENNIFER J CHIAVETTA-GRLSANTI DC		23	7	23%	30
S-H THIRTY FIVE OPCO - LUTZ, LLC		29	1	3%	30
PENSACOLA DEVELOPMENTAL CENTER		14	16	53%	30
SOUTHERN LABORATORY		6	24	80%	30
ADVENT HEALTH PRIMARY CARE PLUS, WINTER GARDEN		26	4	13%	30
CLINCLOUD, LLC			30	100%	30
CALADIUM PEDIATRICS		28	2	7%	30
BAHIA OAKS LODGE		28	2	7%	30
THE TERRACE AT IVY ACRES ALF		11	19	63%	30
BROOKDALE CANOPY OAKS			29	100%	29

COVID-19: testing by laboratory

Data through Jan 19, 2021 verified as of Jan 20, 2021 at 09:25 AM

Data in this report are provisional and subject to change.

The numbers in the table below represent the number of Florida and non-Florida residents for whom test results were received by the Department of Health. A person can be tested by more than one laboratory and can have both positive and negative results. **Therefore, the sum of the numbers in each column will be larger than the total number of people tested.**

Reporting lab	Inconclusive	Negative	Positive	Percent positive	Total
PUTNAM COUNTY SHERIFFS OFFICE		24	5	17%	29
NEMOURS CHILDRENS CLINIC		22	7	24%	29
PRO HEALTH HARMONY		29			29
BETHUNE-COOKMAN UNIVERSITY		11	18	62%	29
Consulate Health Care of Orange Park		27	2	7%	29
EVERLYWELL		16	13	45%	29
CSL PLASMA INC		7	22	76%	29
SUNTREE INTERNAL MEDICINE		29			29
UNIV OF ROCHESTER-STRONG MEMORIAL HOSP		28	1	3%	29
COMPREHENSIVE CHILDCARE		23	6	21%	29
PARKSIDE HEALTH AND REHABILITATION CENTER			29	100%	29
P4CLINICAL	3	2	24	83%	29
ROYAL CARE OF AVON PARK		26	3	10%	29
CAMPBELL URGENT CARE			29	100%	29
NURSES HELPING HANDS INC ALF		29			29
SOLARIS SENIOR LIVING OF MERRITT ISLAND		29			29
INNOVATION CLINICAL TRIALS, INC			29	100%	29
FLORIDA DEPARTMENT OF HEALTH IN MONROE COUNTY		26	3	10%	29
PORT ST LUCIE HOSPITAL		25	3	11%	28
CAN COMMUNITY HEALTH		28			28
CONNECTICUT DEPARTMENT OF HEALTH		22	6	21%	28
ACTIVE SENIOR LIVING		26	2	7%	28
LAKELAND NURSING AND REHABILITATION CENTER			28	100%	28
MIDDLETOWN MEDICAL P C		19	9	32%	28
UNION MEDICAL CARE		28			28
RENAISSANCE AT THE TERRACES		27	1	4%	28
EDEN AT CRESTVIEW		12	16	57%	28
CENTRAL FLORIDA PEDIATRICS		13	15	54%	28
HIGHLANDS URGENT CARE			28	100%	28
CROSSROADS URGENT CARE		17	11	39%	28
PALM GARDEN OF JACKSONVILLE		27	1	4%	28
GRAMERCY PARK URGENT CARE		27	1	4%	28
BONIFAY NURSING AND REHAB CENTER			28	100%	28
PREMISE HEALTH MIA			28	100%	28
HEALTH FIRST - VIERA HOSPITAL		1	27	96%	28
AVALON PARK RETIREMENT RESIDENCE		26	1	4%	27
RENAISSANCE SENIOR LIVING	1	26			27
HAZELDEN FLORIDA		27			27
BAY COUNTY SHERIFFS OFFICE JAIL FACILITY		22	5	19%	27
SOUTHSIDE HOSPITAL NORTHWELL HEALTH LABORATORY		24	3	11%	27
MOBILE MEDICAL ASSOCIATES PL		9	18	67%	27
WEST		15	12	44%	27
SANTA BARBARA CARE CENTER		17	10	37%	27
MINUTECLINIC DIAGNOSTIC OF NEW JERSEY		22	5	19%	27
MINUTE CLINIC LLC #2216		25	2	7%	27
ADVENT HEALTH CENTRA CARE LAKELAND		22	5	19%	27
INSTITUTE OF PATHOLOGY KINGS COUNTY		27			27

COVID-19: testing by laboratory

Data through Jan 19, 2021 verified as of Jan 20, 2021 at 09:25 AM

Data in this report are provisional and subject to change.

The numbers in the table below represent the number of Florida and non-Florida residents for whom test results were received by the Department of Health. A person can be tested by more than one laboratory and can have both positive and negative results. **Therefore, the sum of the numbers in each column will be larger than the total number of people tested.**

Reporting lab	Inconclusive	Negative	Positive	Percent positive	Total
OAKTREE HEALTHCARE			27	100%	27
SUNCOAST LABS			27	100%	27
UCLA HEALTHCARE CLINICAL LABS		23	4	15%	27
CDC		17	10	37%	27
EXPRESS CARE OF BELLEVIEW		27			27
UNIVERSITY MEDICAL CTR OF PRINCETON AT		25	2	7%	27
SPANISH RIVER HIGH SCHOOL ESE		23	4	15%	27
MICHAEL J D'AMBROSE MD PA		25	2	7%	27
FLORIDA DEPARTMENT OF HEALTH IN WALTON COUNTY		23	4	15%	27
CDR MAGUIRE - MIAMI BEACH CC MISSION 17388		2	25	93%	27
MAKO MEDICAL		16	11	41%	27
Cleveland Clinic Laboratories		4	23	85%	27
STATEN ISLAND UNIVERSITY HOSPITAL-POUCH		26			26
LOOP PEDIATRICS		22	4	15%	26
ROYAL PALM SENIOR RESIDENCE		26			26
FHMG-FLORIDA HOSPITAL MEDICAL GROUP		21	5	19%	26
EXPRESS DOCS LLC			26	100%	26
GIBBENS FAMILY MEDICAL, LLC		19	7	27%	26
STAR CARE		23	3	12%	26
TGH URGENT CARE - RIVERVIEW			26	100%	26
MILLENNIUM PHYSICIAN GROUP LLC		22	4	15%	26
ADVENT HEALTH PARTIN SETTLEMENT HEALTH PARK		18	8	31%	26
THE MINIER URGENT CARE		20	6	23%	26
WASHINGTON COUNTY HEALTH DEPARTMENT		14	12	46%	26
PORT SAINT JOHN FAMILY PRACTICE		18	8	31%	26
FLAGLER HOSPITAL INC	2		24	92%	26
WEST BROWARD CARE CENTER		24	2	8%	26
MONCRIEF ARMY HEALTH CLINIC			26	100%	26
PULMONARY SPECIALISTS OF THE PALM BEACHES		16	10	38%	26
STAT ONE URGENT CARE CENTER		2	24	92%	26
KEY PRIMARY CARE			26	100%	26
GOLDEN POND COMMUNITIES		26			26
CENTRA CARE - SAND LAKE		1	25	96%	26
PSL NAPLES BH OPERATIONS, LLC		26			26
WALK IN MEDICAL URGENT CARE		26			26
JAMAICA HOSPITAL MEDICAL CENTER		24	2	8%	26
PALM BEACH COUNTY FIRE RESCUE		24	2	8%	26
COUNTY OF LOS ANGELES			25	100%	25
ADVENT HEALTH CENTRA CARE - LAKE BUTLER BOULEVARD			25	100%	25
BARNETT PARK			25	100%	25
COMMUNITY MEDICAL CARE CENTER INC			25	100%	25
ERIC C MRSHAL, MD, PC #1842		24	1	4%	25
MORTON PLANT HOSPITAL NURSING			25	100%	25
FAMILY CARE PARTNERS		15	10	40%	25
WOMENS CARE FLORIDA LABORATORY		25			25
WEINBERG VILLAGE		24	1	4%	25
EASTERN SHORE URGENT CARE		16	9	36%	25

COVID-19: testing by laboratory

Data through Jan 19, 2021 verified as of Jan 20, 2021 at 09:25 AM

Data in this report are provisional and subject to change.

The numbers in the table below represent the number of Florida and non-Florida residents for whom test results were received by the Department of Health. A person can be tested by more than one laboratory and can have both positive and negative results. **Therefore, the sum of the numbers in each column will be larger than the total number of people tested.**

Reporting lab	Inconclusive	Negative	Positive	Percent positive	Total
Lanier Rehab			25	100%	25
RIVERHEAD URGENT CARE		24	1	4%	25
EAST HILL MEDICAL GROUP		17	8	32%	25
NIGHT LITE PEDIATRIC CENTER		10	15	60%	25
UNIPATH		18	7	28%	25
WELLMED AT NEW TAMPA		19	6	24%	25
ST. CLOUD HOSPITAL		20	5	20%	25
FAMILY EXTENDED CARE OF PUNTA GORDA		25			25
HARBORCHASE OF WELLINGTON CROSSING		23	2	8%	25
ARCPOINT LABS OF FORT LAUDERDALE		25			25
RJ LEE GROUP	1	23	1	4%	25
ALABAMA CLINICS		12	13	52%	25
BROOKDALE PHILLIPPI CREEK			25	100%	25
ADVENT HEALTH - LAKE MARY PEDIATRICS		16	9	36%	25
SANITAS		4	21	84%	25
BULLS HEAD URGENT CARE		25			25
EASYCARE WALK-IN CLINIC		11	14	56%	25
BOCA BIOLISTIC REFERENCE LAB			25	100%	25
LABORATORY ALLIANCE OF CENTRAL NEW YORK		23	1	4%	24
WELLOW URGENT CARE		23	1	4%	24
THE WATERMARK AT VISTAWILLA		24			24
ABL MEDICAL CARE LLC			24	100%	24
MADWAR		19	5	21%	24
SAN CARLOS PHARMACY		22	2	8%	24
MEDCOMP SCIENCES			24	100%	24
TRUGENX		1	23	96%	24
MINUTECLINIC DIAGNOSTIC OF RHODE ISLAND, LLC #212		24			24
SAFARI PEDIATRICS PA		23	1	4%	24
AVENTIS BIO-SERVICES CTL		24			24
HERITAGE OAKS ASSISTED LIVING & MEMORY CARE		20	4	17%	24
THE CHAPPEL GROUP RESEARCH		24			24
PREMIER COMMUNITY HEALTHCARE GROUP INC		23	1	4%	24
LAKE MARY - STIRLING CENTER SUITE 202			24	100%	24
SENIOR HEALTH OF WINTER PARK DUNDEE		24			24
VILLAGES REHABILITATION AND NURSING CENTER		24			24
JOHN KNOX VILLAGE OF CENTRAL FLORIDA		20	4	17%	24
COLORADO DEPARTMENT OF HEALTH LABORATORY SERVICES DIVISION			24	100%	24
TARPON BAYOU CENTER			24	100%	24
COURTYARDS OF ORLANDO		24			24
UR CARE FAMILY AND SPORTS MEDICINE			24	100%	24
HENNEPIN COUNTY MEDICAL CENTER (HCMC)		13	11	46%	24
PHYSICIANS PRIMARY CARE OF SW FLORIDA PL		24			24
WESTMINSTER WOODS ON JULINGTON CREEK		22	2	8%	24
PANCARE HEALTH - BONIFAY K-8			24	100%	24
LABORATORY DYNAMICS		20	4	17%	24
LABCORP BURLINGTON		8	16	67%	24
VASSAR BROTHERS MEDICAL CENTER LABORATORY		23	1	4%	24

COVID-19: testing by laboratory

Data through Jan 19, 2021 verified as of Jan 20, 2021 at 09:25 AM

Data in this report are provisional and subject to change.

The numbers in the table below represent the number of Florida and non-Florida residents for whom test results were received by the Department of Health. A person can be tested by more than one laboratory and can have both positive and negative results. **Therefore, the sum of the numbers in each column will be larger than the total number of people tested.**

Reporting lab	Inconclusive	Negative	Positive	Percent positive	Total
MONTEFIORE NEW ROCHELLE HOSPITAL		22	1	4%	23
NOBLE SENIOR LIVING		3	20	87%	23
PENSACOLA PEDIATRICS - PACE		16	7	30%	23
SUNQUEST		3	20	87%	23
TALLAHASSEE DEVELOPMENTAL CENTER☐		22	1	4%	23
MADISON COUNTY MEMORIAL HOSP		12	11	48%	23
BLISS HEALTHCARE SERVICES		7	16	70%	23
FAST PACE MEDICAL CLINIC		21	2	9%	23
WUESTHOFF MEDICAL CENTER-MELBOURNE			23	100%	23
WEST VOLUSIA FAMILY AND SPORTS MEDICINE		23			23
NORTH FLORIDA PEDIATRICS - JACKSONVILLE		21	2	9%	23
SUMTER PEDIATRICS		21	2	9%	23
THE COMMONWEALTH OF MASSACHUSETTS			23	100%	23
EGL GENETIC DIAGNOSTICS		1	22	96%	23
NICEVILLE URGENT CARE		1	22	96%	23
WIREGRASS CLINIC LLC		18	5	22%	23
UNIVERSITY HILLS HEALTH AND REHABILITATION CENTER		18	5	22%	23
DUVAL PHARMACY		18	5	22%	23
MED PLUS FLORENCE		19	4	17%	23
GARDENS HEALTH NH LLC		23			23
COLONY CARE CENTER		14	9	39%	23
WEISS PEDIATRIC CARE LLC		16	7	30%	23
JOHNS HOPKINS CHILDREN'S HOSPITAL			23	100%	23
ISLAND COAST PEDIATRICS PA		22	1	4%	23
ST PETER'S BENDER LABORATORY		23			23
UF HEALTH NORTH JACKSONVILLE			23	100%	23
PARK WEST MEDICAL CENTER		22	1	4%	23
EMERITUS AT NAPLES	1	22			23
STATE LAB		2	21	91%	23
NEW JERSEY		22	1	4%	23
TEN HEALTHCARE		6	16	73%	22
GASTROENTEROLOGY ASSOCIATES OF PENSACOLA PA		20	2	9%	22
LAKELAND REGIONAL HEALTH PABLO		21	1	5%	22
ASHTON PLACE	2	16	4	18%	22
SURFSIDE URGENT CARE		13	9	41%	22
APOLLO SURGERY CENTER		20	2	9%	22
EPIC REFERENCE LABS INC			22	100%	22
COASTAL SKIN SURGERY AND DERMATOLOGY		15	7	32%	22
CHILDREN'S MEDICAL CENTER			22	100%	22
MADISON COUNTY MEMORIAL HOSPITAL LABORATORY		14	8	36%	22
DIACARTA INC.		22			22
PARTICLE THEORY LABS		20	2	9%	22
GOOD SAMARITAN HOSPITAL LABORATORY		19	3	14%	22
LUTHERAN HAVEN EXTENDED CONGREGATE CAR		22			22
LAKEVIEW HEALTH CARE SYSTEMS		8	14	64%	22
WINDERMERE MEDICAL CENTER		18	4	18%	22
SYNIVERSE WELLNESS CENTER		18	4	18%	22

COVID-19: testing by laboratory

Data through Jan 19, 2021 verified as of Jan 20, 2021 at 09:25 AM

Data in this report are provisional and subject to change.

The numbers in the table below represent the number of Florida and non-Florida residents for whom test results were received by the Department of Health. A person can be tested by more than one laboratory and can have both positive and negative results. **Therefore, the sum of the numbers in each column will be larger than the total number of people tested.**

Reporting lab	Inconclusive	Negative	Positive	Percent positive	Total
SARASOTA MEMORIAL NURSING & REHABILITATION CTR		22			22
FLORIDA PEDIATRICS		6	16	73%	22
FAMILY CARE PARTNERS URGENT CARE LLC		16	6	27%	22
ROCKLEDEGE REGIONAL MEDICAL CENTER		17	5	23%	22
URGENT CARE USA			22	100%	22
VETERANS AFFAIRS MEDICAL CENTER - NEW YORK HARBOR		21	1	5%	22
WESTPAC LABS		1	21	95%	22
BRANDON COMMUNITY HEALTH CENTER		14	8	36%	22
BROOKDALE UNIVERSITY HOSPITAL		21	1	5%	22
HEALTHPARK MEDICAL CENTER ABG LAB		21	1	5%	22
CHIPOLA MEDICAL ASSOCIATES		4	18	82%	22
ST VINCENT'S AMBULATORY CARE INC DBA	2	18	2	9%	22
HUNT CLUB PEDIATRIC ASSOCIATES LLC		19	3	14%	22
MARION PEDIATRICS PA		17	5	23%	22
WARDE MEDICAL LABORATORY		15	7	32%	22
NORTH CAROLINA DEPARTMENT OF HEALTH & HUMAN SERVICES			22	100%	22
MINUTECLINIC DIAGNOSTIC OF KANSAS, PA		20	2	9%	22
HEARTLAND HEALTHCARE AND REHAB CENTER			22	100%	22
RESIDENCE AT BAY VUE		21	1	5%	22
NATIONAL MENTOR HEALTHCARE LLC			22	100%	22
UNION CHD		20	2	9%	22
MOBILE DIVISION LABORATORY		7	15	68%	22
FIRST CHOICE PEDIATRICS LOOP		20	2	9%	22
EBEIDS MD PEDIATRICS		19	3	14%	22
FORT CAROLINE GARDENS, INC		20	2	9%	22
SUMMIT MEDICAL GROUP - 75 E NORTHFIELD		20	2	9%	22
URGENT CARE CENTER			22	100%	22
FINLAY C. LABORATORY		3	19	86%	22
ALAN A SMITH MD LLC		21	1	5%	22
MAYO CLINIC JACKSONVILLE		1	21	95%	22
MERCY MEDICAL URGENT CARE CENTER INC		3	19	86%	22
SUNSHINE ASSISTED LIVING		21			21
Summit Medical Group Westfield Lab		18	3	14%	21
STEWARD MEDICAL GROUP INC			21	100%	21
INTERNATIONAL MEDICAL LABORATORY INC		21			21
PRIME CARE ONE LLC/HARBORCHASE OF VENICE			21	100%	21
FLORIDA PEDIATRIC GROUP PA		19	2	10%	21
NAPHCARE, INC.		11	10	48%	21
URGENT FAMILY CARE INC		18	3	14%	21
UPMC CHAUTAUQUA AT WCA LABORATORY		20	1	5%	21
CLINICAL PATHOLOGY LABORATORIES SOUTHEAST			21	100%	21
AMERICAN ESOTERIC LABORATORIES		6	15	71%	21
ELAN SPANISH SPRINGS		4	17	81%	21
SOUTHEASTERN OUTPATIENT SURGERY CENTER		20	1	5%	21
AMMON ANALYTICAL LABORATORIES		18	3	14%	21
MD BEAUTY LABS, PA		20	1	5%	21
PHYSICIANS STAT		2	19	90%	21

COVID-19: testing by laboratory

Data through Jan 19, 2021 verified as of Jan 20, 2021 at 09:25 AM

Data in this report are provisional and subject to change.

The numbers in the table below represent the number of Florida and non-Florida residents for whom test results were received by the Department of Health. A person can be tested by more than one laboratory and can have both positive and negative results. **Therefore, the sum of the numbers in each column will be larger than the total number of people tested.**

Reporting lab	Inconclusive	Negative	Positive	Percent positive	Total
ST JUDE CHILDRENS RESEARCH HOSPITAL		21			21
PATHGROUP			21	100%	21
PHYSICIANS CARE		18	3	14%	21
ST PETERSBURG PEDIATRICS-SEMINOLE		18	3	14%	21
VIRTUA		17	4	19%	21
PROFESSIONAL PEDIATRICS		19	2	10%	21
ADVENTHEALTH MEDICAL GROUP FAMILY MEDICINE		20	1	5%	21
ARDEN COURTS OF WINTER SPRINGS		18	3	14%	21
BROWARD HEALTH IMPERIAL POINT NURSING			21	100%	21
GREEN GABLES ASSISTED LIVING FACILITY		21			21
STEWART MELBOURNE HOSPITAL			21	100%	21
MINUTE CLINIC DIAGNOSTIC OF SC, LLC #75		20	1	5%	21
PINELLAS INTERNAL MEDICINE ASSOCIATES		20	1	5%	21
MINUTE CLINIC, LLC DBA MINUTECLINIC #4505		20	1	5%	21
CARENOW - DOWNTOWN NORTH GULCH		20			20
FLORIDA HOSPITAL LABS		11	9	45%	20
LAKE WORTH MANOR		19	1	5%	20
ATLAN		18	2	10%	20
ENGLEWOOD HOSPITAL AND MEDICAL CENTER		16	4	20%	20
HENDRY REGIONAL CORPORATE HEALTH			20	100%	20
Wiregrass Rehabilitation Center and Nursing Home		20			20
ST PETERSBURG PEDIATRICS-MLK JUNIOR BLVD		17	3	15%	20
EMERGENCY PHYSICIANS MEDICAL CENTER LLC		10	10	50%	20
BROOKWOOD BAPTIST MEDICAL CENTER		19	1	5%	20
HEALTHY MINORS, LLC.		20			20
NOVANT HEALTH		15	5	25%	20
TIFFANY LAKE CARE CENTERS INC		20			20
NCHD		7	13	65%	20
TGH MEDICAL GROUP LABORATORY CARROLLWOOD			20	100%	20
ADVENT HEALTH EXPRESS		9	11	55%	20
LYSTER ACH FT RUCKER AL		17	3	15%	20
INTERCOASTAL MEDICAL GROUP			20	100%	20
GULFSIDE HOSPICE INC		17	3	15%	20
GLEN COVE HOSPITAL		20			20
MINUTECLINIC, LLC #08366		15	5	25%	20
POINT OF CARE CLINICS PRIMARY CARE		20			20
CONNECTDX		5	15	75%	20
LONG TERM CARE OF GULF BREEZE LLC		17	3	15%	20
MID FLORIDA PATHOLOGY LLC		19	1	5%	20
APOLLO HEALTH & REHABILITATION		15	5	25%	20
CL BRUMBACK PRIMARY CARE CLINIC LANTANA		2	18	90%	20
MEDICAL EXPRESS CORP		18	2	10%	20
ROCKLEDGE FAMILY HEALTH			20	100%	20
REDITUS LABORATORIES			20	100%	20
PONCE PLAZA NURSING & REHAB CENTER		4	16	80%	20
BAY PEDIATRICS PA		18	2	10%	20
CENTRAL FLORIDA HEALTH CARE INC		2	18	90%	20

COVID-19: testing by laboratory

Data through Jan 19, 2021 verified as of Jan 20, 2021 at 09:25 AM

Data in this report are provisional and subject to change.

The numbers in the table below represent the number of Florida and non-Florida residents for whom test results were received by the Department of Health. A person can be tested by more than one laboratory and can have both positive and negative results. **Therefore, the sum of the numbers in each column will be larger than the total number of people tested.**

Reporting lab	Inconclusive	Negative	Positive	Percent positive	Total
ACCESS 365 URGENT CARE		7	13	65%	20
PALMETTO PEDIATRICS			20	100%	20
PENNSYLVANIA DEPARTMENT OF HEALTH BUREAU OF LABORATORIES			19	100%	19
MEDEXPRESS - BLOOMIN BRANDS		4	15	79%	19
TOTAL ACCESS URGENT CARE			19	100%	19
PINES NURSING HOME		18	1	5%	19
BEST MEDICAL CENTER		11	8	42%	19
INTEGRATED REGIONAL LABORATORIES - LARGO			19	100%	19
CARE 4 U MANAGEMENT, INC			19	100%	19
81ST MEDICAL GROUP			19	100%	19
LIFE CARE CENTER OF JACKSONVILLE			19	100%	19
STUART REHABILITATION AND HEALTHCARE		5	14	74%	19
BAYVIEW MEDICAL		19			19
CAPE CORAL HOSPITAL ABG LABORATORY		10	9	47%	19
FLORIDA COMMUNITY HEALTH CENTER OF ST. LUCIE		1	18	95%	19
LAKE PLACID HEALTH AND REHABILITATION			19	100%	19
PALMS MEDICAL GROUP - LAKE CITY WEST		3	16	84%	19
JEFFERSON K-12, A SOMERSET SCHOOL- CLINIC		16	3	16%	19
THE TRADITION OF THE PALM BEACHES		18	1	5%	19
SHORE MEMORIAL HOSPITAL		16	3	16%	19
LAB INTERMARKET FACILITY LAB		1	18	95%	19
ASSISTED LIVING OF BROWARD		19			19
SEVEN RIVERS REGIONAL MEDICAL CENTER		5	14	74%	19
NANO HEALTH ASSOCIATES LLC		19			19
ESOTERIX GENETIC LABORATORIES		16	3	16%	19
NO NAME		8	11	58%	19
HARMONY HEALTH OPCO, LLC		15	4	21%	19
STONE WASH CLINICAL LABORATORIES		2	17	89%	19
Kindred Hospital South Florida Hollywood SNU		18	1	5%	19
CANTON-POTSDAM HOSPITAL LABORATORY		19			19
DCH REGIONAL MEDICAL CENTER LABORATORY		18	1	5%	19
MAGNOLIA PEDIATRICS		2	17	89%	19
MED HEALTH SERVICES		18	1	5%	19
PANCARE HEALTH - BAY COUNTY - YOUNGSTOWN		17	2	11%	19
FLORIDA ATLANTIC UNIVERSITY		17	2	11%	19
MIAMI CLINICAL RESEARCH CORP			19	100%	19
HUNTINGTON STATION URGENT CARE		18	1	5%	19
HALIFAX HEALTH URGENT CARE		3	15	83%	18
MORNINGSIDE MANOR & VILLA ADULT CARE C		18			18
TOTAL RENAL LABORATORIES INC		13	5	28%	18
MOORINGS PARK OAKSTONE AT GREY OAKS		17	1	6%	18
XPRESS WELLNESS URGENT CARE			18	100%	18
SOUTHCORP LABORATORY		2	16	89%	18
CLERMONT ADVENTHEALTH CENTRA CARE			18	100%	18
FORT SANDERS REGIONAL LABORATORY		18			18
UM MILLER SCHOOL OF MEDICINE			18	100%	18
JACKSON NORTH MEDICAL CENTER		2	16	89%	18

COVID-19: testing by laboratory

Data through Jan 19, 2021 verified as of Jan 20, 2021 at 09:25 AM

Data in this report are provisional and subject to change.

The numbers in the table below represent the number of Florida and non-Florida residents for whom test results were received by the Department of Health. A person can be tested by more than one laboratory and can have both positive and negative results. **Therefore, the sum of the numbers in each column will be larger than the total number of people tested.**

Reporting lab	Inconclusive	Negative	Positive	Percent positive	Total
PRIMECARE OF DOTHAN-DALEVILLE CLINIC		14	4	22%	18
DEPT OF VA MEDICAL CENTER - BAY PINES			18	100%	18
AURORA DIAGNOSTICS		6	12	67%	18
CARESPOT OF NOCATEE			18	100%	18
DAVID LAWRENCE CENTER		15	3	17%	18
TAMPA BAY CONCIERGE DOCTOR, LLC		17	1	6%	18
HOWARD BEACH URGENT CARE		18			18
LONG BEACH URGENT CARE		18			18
MARION COUNTY HEALTH DEPARTMENT		17	1	6%	18
COLORADO DEPARTMENT OF PUBLIC HEALTH AND ENVIRONMENT			18	100%	18
CARDIOLOGY AND MEDICINE ASSOCIATES INC		18			18
BOZEMAN HEALTH DEACONESS HOSPITAL		13	5	28%	18
NORTH PINELLAS CHILDRENS MEDICAL CENTER			18	100%	18
TPCA CLINICAL LABORATORIES		15	3	17%	18
CHEEK AND SCOTT DRUGS INC		17	1	6%	18
ADVENTHEALTH EXPRESS CARE AT			18	100%	18
ADVANCED URGENT CARE		12	6	33%	18
BAY STREET PHARMACY		17	1	6%	18
MINUTECLINIC DIAGNOSTIC OF NORTH CAROLINA		18			18
UNIV OF NORTH ALABAMA HEALTH CENTER		18			18
ESTATES MEDICAL CENTER		12	6	33%	18
FAMILY CARE CYPRESS CREEK		1	17	94%	18
MARATHON HEALTH FOR LIFE		16	2	11%	18
TIMBERLANE LODGE ALF	1	10	7	39%	18
GOOD SAMARITAN SOCIETY OF DAYTONA		16	2	11%	18
MEDEXPRESS URGENT CARE - BLOOMINGTON		16	2	11%	18
CCS - BROWARD COUNTY JAIL		18			18
MADISON CORE LABORATORIES		17	1	6%	18
Sovereign Laboratory Services, LLC		16	2	11%	18
DALE MEDICAL CENTER		13	5	28%	18
HARBOUR ISLAND PEDIATRICS		12	6	33%	18
MARTHA'S HOUSE & ASSISTED LIVING FACILITY		18			18
HARTFORD HOSPITAL ANCILLARY LAB		17	1	6%	18
OAKMONTE VILLAGE		17	1	6%	18
GENERAL INTERNAL MEDICINE MEDICAL CTR CLINIC		13	5	28%	18
HEALTH MED CENTERS		18			18
CARESPOT		1	17	94%	18
ARTHREX MEDICAL CENTER		10	8	44%	18
ASURANCE SCIENTIFIC LABORATORIES		18			18
ADVENT HEALTH CENTRA CARE - LAKE BUENA VISTA			18	100%	18
THE CANOPY AT HARPER LAKE	1		16	94%	17
IMA MEDICAL CENTER		7	10	59%	17
BAYCARE MEDICAL GROUP INC			17	100%	17
ST JOHNS COUNTY DETENTION CENTER		17			17
WINTER PARK FAMILY PRACTICE LLC		17			17
UVMCM MICROBIOLOGY		16	1	6%	17
COAST MED URGENT CARE		16	1	6%	17

COVID-19: testing by laboratory

Data through Jan 19, 2021 verified as of Jan 20, 2021 at 09:25 AM

Data in this report are provisional and subject to change.

The numbers in the table below represent the number of Florida and non-Florida residents for whom test results were received by the Department of Health. A person can be tested by more than one laboratory and can have both positive and negative results. **Therefore, the sum of the numbers in each column will be larger than the total number of people tested.**

Reporting lab	Inconclusive	Negative	Positive	Percent positive	Total
LONG TERM CARE OF JAY, LLC			17	100%	17
RESOLVE MOLECULAR DIAGNOSTICS		13	4	24%	17
COMMONWEALTH OF MASSACHUSETTS			17	100%	17
ST ELIZABETH MEDICAL CENTER LABORATORY		16	1	6%	17
GERALD J KIVETT MD		15	2	12%	17
JUPITER MEDICAL CENTER			17	100%	17
KIVA AT CANTERBURY			17	100%	17
MICHELLE S PAGE MD PA		17			17
ASCENSION ST VINCENT'S PRIMARY CARE			17	100%	17
MID-FLORIDA PATHOLOGY, LLC		12	5	29%	17
URGENT CARE AT LONGWOOD			17	100%	17
BUREAU OF PUBLIC HEALTH		1	16	94%	17
BRIDGEWAY HEALTH CLINICS INC			17	100%	17
MINUTECLINIC DIAGNOSTIC OF MICHIGAN		15	2	12%	17
FUNGAL REFERENCE LABORATORY		12	5	29%	17
MICHIGAN DEPARTMENT OF HEALTH AND HUMAN SERVICES			17	100%	17
REGENCY OAKS HEALTH CENTER		15	2	12%	17
URGENT CARE WEST CLINIC		14	3	18%	17
NORTH BEACH REHABILITATION CENTER		16	1	6%	17
HEALTHCARE NOW			17	100%	17
COOPER HEALTHCARE		17			17
ROSLYN URGENT CARE		17			17
TOTAL CARE PLUS LLC			17	100%	17
WALGREEN EASTERN CO, INC		17			17
MIGUEL E TREVINO MD PA		14	3	18%	17
Bon Secours Maria Manor		12	5	29%	17
BIOREFERENCE LABORATORIES INC		3	14	82%	17
ST. JUDES LABORATORIES		12	5	29%	17
Salerno Bay Health & Rehabilitation Center		13	4	24%	17
WALGREENS COVID-19		14	3	18%	17
ALL PEDIATRIC CARE			17	100%	17
NEW YORK PRESBYTERIAN - ALLEN HOSPITAL		17			17
TENNESSEE DEPARTMENT OF HEALTH		13	4	24%	17
BAY BREEZE HEALTH AND REHABILITATION CENTER		9	8	47%	17
MARCO DRUGS AND COMPOUNDING		13	4	24%	17
CONSOLIDATED LAB SERVICES		8	9	53%	17
ADVENT HEALTH - ZEPHYRHILLS			16	100%	16
PROFESSIONAL PARK PEDIATRICS PA			16	100%	16
MEDEXPRESS URGENT CARE LEWISBURG		15	1	6%	16
JOSEPH MIGNOGNA		13	3	19%	16
ROADS PEDIATRICS,LLC		14	2	13%	16
REGENCY SQUARE MALL - SEARS		2	14	88%	16
HEALTH CENTRAL HOSPITAL			16	100%	16
OKEECHOBEE HEALTHCARE FACILITY			16	100%	16
REGENEXX TAMPA BAY		14	2	13%	16
CAREHERE LAKE SCHOOLS EMPLOYEE HEALTH CENTER		10	6	38%	16
ALL FLORIDA FAMILY & SPORTS MEDICINE		15	1	6%	16

COVID-19: testing by laboratory

Data through Jan 19, 2021 verified as of Jan 20, 2021 at 09:25 AM

Data in this report are provisional and subject to change.

The numbers in the table below represent the number of Florida and non-Florida residents for whom test results were received by the Department of Health. A person can be tested by more than one laboratory and can have both positive and negative results. **Therefore, the sum of the numbers in each column will be larger than the total number of people tested.**

Reporting lab	Inconclusive	Negative	Positive	Percent positive	Total
LIGHTHOUSE PEDIATRICS OF NAPLES		12	4	25%	16
XERA MED RESEARCH			16	100%	16
OCOEE PEDIATRICS		13	3	19%	16
MD PLUS URGENT CARE, LLC			16	100%	16
AMELIA ASSISTED LIVING FACILITY		16			16
FLORIDA ENDOSCOPY & SURGERY CTR LLC		16			16
FAST TRACK URGENT CARE CENTER - TYRONE			16	100%	16
HUNT CLUB MEDICAL		12	4	25%	16
CAREHERE- LCS LEESBURG			16	100%	16
AVOW HOSPICE INC		16			16
CRUCIAL CARE		10	6	38%	16
MD NOW MEDICAL CENTERS INC			16	100%	16
ADVENTHEALTH MEDICAL GROUP FAMILY & INTERNAL		9	7	44%	16
MINUTECLINIC DIAGNOSTIC OF ILLINOIS L		14	2	13%	16
PRO HEALTH FAMILY PHYSICIANS, NYSTROM		16			16
MONROE COUNTY DETENTION CENTER			16	100%	16
ERIC C MARSHAL MD, PC DBA MINUTECLINIC		15	1	6%	16
ADIRONDACK MEDICAL CENTER		16			16
ST CATHERINE OF SIENA HOSPITAL		14	2	13%	16
URGENT CARE CLINIC OF LINCOLN		14	2	13%	16
SRMC AVALON		9	7	44%	16
SHELBY BAPTIST MEDICAL CENTER		11	5	31%	16
BONIFAY NURSING AND REHABILITATION CENTER			16	100%	16
SUWANNEE COUNTY SHERIFF OFFICE		14	2	13%	16
DARDEN WELLNESS CENTER		13	3	19%	16
ARCPOINT LABS OF WEST PALM BEACH			16	100%	16
MILLENNIUM PHYSICIAN GRP LLC NAPLES PINE RIDGE			16	100%	16
KEYSTYLE LIVING LLC	1	15			16
INTERNAL MEDICINE ASSOCIATES & SPECIALTIES INC		15	1	6%	16
GRACE MEDICAL HOME		12	4	25%	16
Lab MSMC Hialeah			16	100%	16
GROWING TOGETHER PEDIATRICS, LLC		12	4	25%	16
LOVING CARE OF THE TREASURE COAST LLC	1	10	5	31%	16
MORRIS PARK URGENT CARE		13	3	19%	16
MARQUES PEDIATRICS			15	100%	15
ISLAND LAKE CENTER		4	11	73%	15
ORLANDO HEALTH		2	13	87%	15
BROOKDALE BRANDON	1	14			15
VALLEY IMMEDIATE CARE		13	2	13%	15
HELIX DIAGNOSTICS			15	100%	15
Citymd Of Lacey		14	1	7%	15
MASSACHUSETTS GENERAL HOSPITAL		1	14	93%	15
JESSIE TRICE COMMUNITY HEALTH SYSTEM, INC		1	14	93%	15
OLIVE BRANCH HEALTH AND REHABILITATION CENTER			15	100%	15
WINSHIPS PHARMACY INC		15			15
CHILDRENS MEDICAL CENTER			15	100%	15
TOTTENVILLE CIRCLE URGENT CARE		15			15

COVID-19: testing by laboratory

Data through Jan 19, 2021 verified as of Jan 20, 2021 at 09:25 AM

Data in this report are provisional and subject to change.

The numbers in the table below represent the number of Florida and non-Florida residents for whom test results were received by the Department of Health. A person can be tested by more than one laboratory and can have both positive and negative results. **Therefore, the sum of the numbers in each column will be larger than the total number of people tested.**

Reporting lab	Inconclusive	Negative	Positive	Percent positive	Total
SPEARHEAD MEDICAL			15	100%	15
WELLINGTON FAMILY PRACTICE		13	2	13%	15
DIATHERIX		13	2	13%	15
EASTLAKE PEDIATRICS - TRINITY		15			15
COLLEGE POINT URGENT CARE		13	2	13%	15
HOLLEY-NAVARRE MEDICAL CLINIC		5	10	67%	15
FAMILY CARE CENTER OF ARLINGTON		10	5	33%	15
NOVANT HEALTH GOHEALTH URGENT CARE-HARRISBURG		8	7	47%	15
ST VINCENT'S EAST		14	1	7%	15
ROWLETT MIDDLE ACADEMY		13	2	13%	15
FAMILY AND INTERNAL MEDICINE AT AVALON PARK		12	3	20%	15
HODGES CLUSTER		2	13	87%	15
GLEN OAKS URGENT CARE		15			15
Baldwin Pediatrix		13	2	13%	15
PATHLINE			15	100%	15
OHIO CVS STORES, LLC DBA		14	1	7%	15
CHARLOTTE CHD PORT CHARLOTTE		12	3	20%	15
Clearwater Center		7	8	53%	15
BAYCARE HEALTH SYSTEMS, LLC			15	100%	15
RAINBOW PEDIATRICS		1	14	93%	15
HOLIDAY MEDICAL ASSOCIATES		1	14	93%	15
MINUTECLINIC, LLC		12	3	20%	15
TELEVISIT MALABAR PEDIATRICS		5	10	67%	15
MEADOWCREST MOLECULAR DIAGNOSTICS, LLC			15	100%	15
KEY WEST MEDICAL CENTER	1	14			15
CVS MINUTE CLINIC DIAGNOSTIC OF NORTH CAROL		13	2	13%	15
PANAMA CITY VITAS HOSPICE		15			15
NEWYORK-PRESBYTERIAN/ LAWRENCE HOSPITAL LABORATORY		13	2	13%	15
BROOKDALE ST AUGUSTINE			15	100%	15
OPTUMCARE SOUTH FLORIDA, LLC		11	4	27%	15
SOUTH CAROLINA DEPT OF HEALTH AND ENVIRONMENT CONTROL		2	13	87%	15
DEPT OF VA MED CENTE-WEST PALM BEACH			15	100%	15
BAPTIST PRIMARY BLACK CREEK SOUTH			15	100%	15
UAH STUDENT HEALTH CENTER		10	5	33%	15
ROCKLAND URGENT CARE FAMILY HEALTH NP		15			15
ROBERT WOOD JOHNSON UNIVERSITY HOSP		13	2	13%	15
MINUTECLINIC DIAGNOSTIC OF TN PC #378		14	1	7%	15
TRINITY MEDICAL ASSOCIATES LLC			15	100%	15
MILTON 4707		15			15
SOUTH LAKE PEDIATRICS		14	1	7%	15
CITY OF PORT SAINT LUCIE		15			15
SINAI HOSPITAL OF BALTIMORE		15			15
Z UROLOGY		15			15
MINUTE CLINIC DIAGNOSTIC OF VIRGINIA		11	4	27%	15
EXPRESS FAMILY CARE LLC			15	100%	15
49D2045214PHYSICIAN OFFICE-WAIVER-MEDEXPRESS URGENT CARE - HARRISONBU		6	9	60%	15
BOCA SIMON		2	12	86%	14

COVID-19: testing by laboratory

Data through Jan 19, 2021 verified as of Jan 20, 2021 at 09:25 AM

Data in this report are provisional and subject to change.

The numbers in the table below represent the number of Florida and non-Florida residents for whom test results were received by the Department of Health. A person can be tested by more than one laboratory and can have both positive and negative results. **Therefore, the sum of the numbers in each column will be larger than the total number of people tested.**

Reporting lab	Inconclusive	Negative	Positive	Percent positive	Total
FLORIDA HOSPITAL WINTER GARDEN		13	1	7%	14
Consulate Health Care of Jacksonville			14	100%	14
ST JOSEPH HOSPITAL		13	1	7%	14
PROMEDICA LABORATORIES		11	3	21%	14
ROBERT H JENKINS JR VETERANS' DOMICILIARY HOME OF		11	3	21%	14
NORTHWESTERN MEMORIAL HOSPITAL			14	100%	14
OSCEOLA ALF OPERATOR, LLC DBA□		14			14
CLEVELAND CLINIC			14	100%	14
GRAND VILLA OF ST. PETERSBURG		12	2	14%	14
OCEANSIDE URGENT CARE		14			14
EPIPHANY HEALTH		8	6	43%	14
HEALTHFIRST ADVENT HEALTH CENTRA CARE COCOA BEACH			14	100%	14
RAPID RELIABLE TESTING NY LLC		12	2	14%	14
ASTORIA HEALTH AND REHABILITATION CENTER		13	1	7%	14
AUBURN COMMUNITY HOSPITAL		12	2	14%	14
PREMIER URGENT CARE CENTER LLC			14	100%	14
NEW YORK METHODIST HOSPITAL		13	1	7%	14
MINUTE CLINIC DIAGNOSTIC OF NEW JERSEY		14			14
STATEN ISLAND UNIVERSITY HOSPITAL		13	1	7%	14
PRATTVILLE BAPTIST HOSPITAL		11	3	21%	14
Belleair Healthcare Center		8	6	43%	14
HOLMES COUNTY HEALTH DEPARTMENT		7	7	50%	14
ADVENT HEALTH MEDICAL GROUP- FAMILY MEDICINE AT DR. PHILIPS		9	5	36%	14
MEDEMERGE		13	1	7%	14
ALBIBI		1	13	93%	14
MEDEXPRESS URGENT CARE, MOON TOWNSHIP		13	1	7%	14
ARDEN COURTS OF LELY PALMS□		13	1	7%	14
CLEARWATER EMPLOYEE HEALTH CLINIC		5	9	64%	14
MULBERRY'S MOBILE PROVIDER SERVICES LLC□			14	100%	14
Wesley Place on Honeysuckle		12	2	14%	14
POLK CHD BARTOW		13	1	7%	14
PERDIDO URGENT CARE		1	13	93%	14
WAKULLA COUNTY HEALTH DEPARTMENT		5	9	64%	14
ALAN L MELOTEK MD		14			14
SIGMUND LABS LLC		14			14
BVL PEDIATRICS		14			14
BENTON HOUSE OF PORT ORANGE		8	6	43%	14
BAPTIST MEDICAL CENTER EAST		11	3	21%	14
BAYLOR GENETICS		6	8	57%	14
SIGNATURE HEALTHCARE OF ORANGE PARK		14			14
M&V SAN JOSE MEDICAL CENTER			14	100%	14
SOUTHEASTERN UNIVERSITY INC		14			14
WALK IN URGENT CARE			14	100%	14
WELLMED AT LAKE COPELAND		8	6	43%	14
BIO-TECH CLINICAL LABORATORIES INC		14			14
MIRIMUS INC		1	13	93%	14
SOUTHEAST FAMILY HEALTHCARE CENTER			13	100%	13

COVID-19: testing by laboratory

Data through Jan 19, 2021 verified as of Jan 20, 2021 at 09:25 AM

Data in this report are provisional and subject to change.

The numbers in the table below represent the number of Florida and non-Florida residents for whom test results were received by the Department of Health. A person can be tested by more than one laboratory and can have both positive and negative results. **Therefore, the sum of the numbers in each column will be larger than the total number of people tested.**

Reporting lab	Inconclusive	Negative	Positive	Percent positive	Total
BROOKDALE MANDARIN CENTRAL			13	100%	13
RIVERSIDE COTTAGES AT THE SHORES, LLC			13	100%	13
KRYSTAL BAY NURSING AND REHABILITATION		10	3	23%	13
JUST FOR KIDS PEDIATRICS		5	8	62%	13
ROCKLEDGE		3	10	77%	13
MACKOUL PEDIATRICS FORT MYERS			13	100%	13
IN-OFFICE LAB		12	1	8%	13
ADVANCE URGENT CARE CENTER, LLC			13	100%	13
FLORIDA STATE HOSPITAL			13	100%	13
CERON PEDIATRICS & INTEGRATIVE MEDICIN		13			13
EAR NOSE & THROAT ASSOCIATES OF MANATEE PA		13			13
MINUTECLINIC MINUTECLINIC #8746		13			13
CLEVELAND CLINIC FLORIDA		1	12	92%	13
URGENT TEAM		10	3	23%	13
GENTIVA HEALTH SERVICES		12	1	8%	13
ODYSSEY HEALTHCARE OF MARION COUNTY, LLC		13			13
ORANGE REGIONAL MEDICAL CENTER LABORATORY		10	3	23%	13
CENTER ONE SURGERY CENTER		9	4	31%	13
MCWHORTER SCHOOL OF PHARMACY		13			13
Cross Care Center			13	100%	13
CLINICAL LABORATORY SERVICES			13	100%	13
CVS MINUTE CLINIC DIAGNOSTIC OF TEXAS LLC		10	3	23%	13
ESCAMBIA COMMUNITY CLINIC		2	11	85%	13
SOUTH NASSAU COMMUNITIES HOSPITAL		10	3	23%	13
TEXAS DEPARTMENT OF STATE HEALTH SERVICES		3	10	77%	13
THE LODGE AND REHABILITATION CENTER		6	7	54%	13
OPIS ISLAND LAKE CENTER		13			13
NORTHWEST FLORIDA SLEEP		1	12	92%	13
BAPTIST MEMORIAL HEALTH CARE		11	2	15%	13
SPRINGWOOD COURT		8	5	38%	13
UNIVERSITY LAB			13	100%	13
BAYA URGENT CARE LLC		1	12	92%	13
CONCORD LIFE SCIENCES LLC		2	11	85%	13
MINUTECLINIC DIAGNOSTICS MEDICAL GROUP		12	1	8%	13
CAREATC			13	100%	13
MONTEFIORE ST LUKE'S CORNWALL HOSPITAL		10	3	23%	13
LAKE COUNTY SCHOOLS EMPLOYEE HEALTH CENTER		6	7	54%	13
CORE LABORATORY		1	12	92%	13
MINUTECLINIC DIAGNOSTIC OF RHODE ISLAND, LLC #590		12	1	8%	13
UNIVERSITY HOSPITAL UC HEALTH		9	4	31%	13
BRYAN WHITFIELD MEMORIAL HOSPITAL		8	5	38%	13
FORT WALTON BEACH DEVELOPMENTAL CENTER		12	1	8%	13
Sunnyside Care Center		13			13
BARTON FAMILY PRACTICE		7	6	46%	13
UC HEALTH UNIVERSITY HOSPITAL		11	2	15%	13
PHELPS HOSPITAL LABORATORY		11	2	15%	13
BASSETTI & ASSOCIATES, MD, PA			13	100%	13

COVID-19: testing by laboratory

Data through Jan 19, 2021 verified as of Jan 20, 2021 at 09:25 AM

Data in this report are provisional and subject to change.

The numbers in the table below represent the number of Florida and non-Florida residents for whom test results were received by the Department of Health. A person can be tested by more than one laboratory and can have both positive and negative results. **Therefore, the sum of the numbers in each column will be larger than the total number of people tested.**

Reporting lab	Inconclusive	Negative	Positive	Percent positive	Total
SILVER LAKE PEDIATRICS PA		11	2	15%	13
JOSEPH SCHENKER MD PC DBA CENTERS URGENT		11	2	15%	13
DYNAMIC DNA LAB		1	12	92%	13
MINUTECLINIC DIAGNOSTIC OF HAWAII LLC		12	1	8%	13
NORTH FLORIDA / SOUTH GEORGIA VETERANS HEALTH SYSTEM			13	100%	13
MINUTECLINIC, LLC, DBA MINUTECLINIC #5		10	3	23%	13
FLUSHING HOSPITAL MEDICAL CENTER		10	3	23%	13
BROOKLYN HOSPITAL CENTER DOWNTOWN CAMPUS		13			13
SONATA BOYNTON BEACH		12	1	8%	13
LUCID DIAGNOSTICS LABS			13	100%	13
HUDSON VALLEY HOSPITAL CENTER LABORATORY		12	1	8%	13
PARKWEST MEDICAL CENTER		11	2	15%	13
SHELBY COUNTY HEALTH CARE CORPORATION		10	3	23%	13
MINIMALLY INVASIVE VASCULAR INC		11	2	15%	13
BROOKDALE DELAND			13	100%	13
VILLA OF KINGS AND QUEENS OF DELRAY		13			13
BLOUNT MEMORIAL HOSPITAL		12	1	8%	13
BETHESDA HEALTH PHYSICIAN GROUP INC			13	100%	13
D W MCMILLAN MEMORIAL HOSPITAL		4	9	69%	13
ATRIA WILLOW WOOD		12	1	8%	13
CARENOW URGENT CARE-BRENTWOOD		8	4	33%	12
LEON CHD		12			12
ACADIAN DIAGNOSTIC LABORATORIES		8	4	33%	12
UTAH DEPARTMENT OF HEALTH			12	100%	12
GRAND VILLA OF DELAND		9	3	25%	12
ROYAL PALM MEDICAL GROUP, INC		12			12
STEWART MELBOURNE HOSPITAL, INC	1		11	92%	12
BHA CENTRAL COUNTY CLINIC		1	11	92%	12
ST PETER'S UNIVERSITY HOSPITAL		9	3	25%	12
OCALA OAKS REHABILITATION CENTER		7	5	42%	12
CENTERPLACE HEALTH			12	100%	12
MERCY MEDICAL CENTER		5	7	58%	12
THE PLAZA AT PARKSQUARE		12			12
INNOVATIVE RESEARCH OF WEST FLORIDA		9	3	25%	12
MINUTECLINIC #8699		9	3	25%	12
MINUTECLINIC DIAGNOSTIC PA		11	1	8%	12
COASTAL FAMILY PRACTICE		7	5	42%	12
FLORIDA DEPT OF HEALTH		4	8	67%	12
RAINBOW PEDIATRIC CENTER		2	10	83%	12
MINUTECLINIC, LLC, DBA MINUTECLINIC #2544		11	1	8%	12
MELBOURNE FAMILY PRACTICE		11	1	8%	12
LONG ISLAND JEWISH VALLEY STREAM		12			12
WOODHOUSE INC		12			12
PBSO WEST PALM FAMILY PRACTICE		1	11	92%	12
MAITLAND PRIMARY CARE		9	3	25%	12
IREPERTOIRE_MOL_LAB		12			12
WACO HHSSURGEWACO	1	10	1	8%	12

COVID-19: testing by laboratory

Data through Jan 19, 2021 verified as of Jan 20, 2021 at 09:25 AM

Data in this report are provisional and subject to change.

The numbers in the table below represent the number of Florida and non-Florida residents for whom test results were received by the Department of Health. A person can be tested by more than one laboratory and can have both positive and negative results. **Therefore, the sum of the numbers in each column will be larger than the total number of people tested.**

Reporting lab	Inconclusive	Negative	Positive	Percent positive	Total
Lady Lake Specialty Care			12	100%	12
CARILLON SPORTS AND FAMILY MEDICINE		8	4	33%	12
PRIMARY CARE MEDICINE	1	10	1	8%	12
MEDEXPRESS URGENT CARE - ROBINSON TWP, STEUBENVILLE PIKE		11	1	8%	12
WALGREEN		4	8	67%	12
LIFE CARE OF PORT SAINT LUCIE		3	9	75%	12
VPA PC LAB		12			12
SUMMIT ATLANTIC SURGERY CENTER		12			12
CUSTEAD CARE CENTER HAVEN HOSPICE		12			12
BROWARD DIALYSIS			12	100%	12
ANYLABTESTNOW			12	100%	12
COMMUNITY HEALTH OF SOUTH FLORIDA INC			12	100%	12
MINUTECLINIC DIAGNOSTIC OF PENNSYLVANI		12			12
FHCP-PORT ORANGE		3	9	75%	12
SUNSHINE PEDIATRICS OF CENTRAL FLORIDA PL		10	2	17%	12
PROHEALTH CARE ASSOCIATES MOBILE		9	3	25%	12
SUWANNEE COUNTY JAIL		11	1	8%	12
FAMILY CARE			12	100%	12
GLEN OAKS HEALTH AND REHABILITATION CENTER			12	100%	12
DIEGO FALLON MD PA		6	6	50%	12
TNC WALK IN CLINIC		9	3	25%	12
MAINSTREET FAMILY SELECT		1	11	92%	12
FAMILY HEALTH CENTER			12	100%	12
METHODIST MEDICAL CENTER		9	3	25%	12
BRADFORD COUNTY HEALTH DEPARTMENT		12			12
LAKES DIALYSIS CENTER INC			12	100%	12
MERIDIAN AT WATERWAYS, THE		10	2	17%	12
WELLMED AT PLANT CITY		8	4	33%	12
PANCARE HEALTH - WEWA ELEMENTARY			12	100%	12
LAB UNKNOWN		1	11	92%	12
ST CLOUD MEDICAL GROUP		10	2	17%	12
FLORIDA DEPARTMENT OF HEALTH IN HILLSBOROUGH COUNTY			12	100%	12
STERLING HOUSE OF PUNTA GORDA		12			12
ALWAYS BEST CARE SENIOR SERVICES		10	2	17%	12
VERITAS RESEARCH CORP			12	100%	12
TLC FAMILY CARE HOME INC		12			12
NAPLES GREEN VILLAGE		12			12
MI2297090CV HOLLAND-23D2189684		12			12
APPLE DIAGNOSTICS LAB		5	7	58%	12
OHIO STATE UNIVERSITY MEDICAL CENTER			12	100%	12
ADVENT HEALTH - KISSIMMEE		3	9	75%	12
COMPREHENSIVE CHILDCARE ASSOCIATES		8	4	33%	12
EAR NOSE AND THROAT ASSOCIATES OF MANATEE, P.A.		9	3	25%	12
FORT HAMILTON URGENT CARE		12			12
WORLD WRESTLING ENTERTAINMENT			12	100%	12
THE TERRACE OF SAINT CLOUD		9	2	18%	11
HORIZON MEDICAL GROUP		9	2	18%	11

COVID-19: testing by laboratory

Data through Jan 19, 2021 verified as of Jan 20, 2021 at 09:25 AM

Data in this report are provisional and subject to change.

The numbers in the table below represent the number of Florida and non-Florida residents for whom test results were received by the Department of Health. A person can be tested by more than one laboratory and can have both positive and negative results. **Therefore, the sum of the numbers in each column will be larger than the total number of people tested.**

Reporting lab	Inconclusive	Negative	Positive	Percent positive	Total
MEDEXPRESS URGENT CARE-ALTOONA		9	2	18%	11
CARESPOT EXPRESS HEALTHCARE			11	100%	11
WHITE-WILSON MEDICAL CENTER		11			11
Jupiter Medical Center Pavilion		10	1	9%	11
ACCESS MEDICAL CENTER			11	100%	11
DOCTORS MEDICAL CENTER OF WALTON COUNTY CLINIC			11	100%	11
PINELLAS COUNTY HEALTH DEPARTMENT		2	9	82%	11
AESTHETIC ENHANCEMENTS		11			11
VIRTUA WEST JERSEY HOSPITAL VOORHEES		9	2	18%	11
FAMILY PRACTICE ON THE GO		6	5	45%	11
BOCA SIMON LAB		1	10	91%	11
St. Annes Nursing Center, St. Annes Residence, Inc.		11			11
AVENTURA HOSPITAL AND MEDICAL CENTER			11	100%	11
CARINGTON MANOR		11			11
LEHIGH VALLEY HOSPITAL		3	8	73%	11
LAKELAND HILLS CENTER		4	7	64%	11
MINUTECLINIC DIAGNOSTIC OF MICHIGAN PC		10	1	9%	11
PREMIER LABORATORY SERVICES, LLC		5	6	55%	11
TROPICANA		5	6	55%	11
MI CASA DORADA ASSISTED LIVING FACILIT		11			11
MINUTECLINIC DIAGNOSTIC OF NORTH CAROLINA PC		9	2	18%	11
INTERMOUNTAIN CENTRAL LAB		1	10	91%	11
BROOKDALE DESTIN		1	10	91%	11
SEMORAN FAMILY HEALTH LLC		10	1	9%	11
FIRST CHOICE PEDIATRICS INC		10	1	9%	11
FAMILY MEDICINE AT LONGWOOD			11	100%	11
QUOTIENT SCIENCES LABS LLC			11	100%	11
BELLEVUE HOSPITAL CENTER DEPARTMENT		11			11
PALM BEACH PATHOLOGY		9	2	18%	11
MHHS All Lab Subsection		11			11
MOUNT DORA PEDIATRICS		9	2	18%	11
AIM LABORATORIES			11	100%	11
PRIMECARE ACQUISITION FAMILY PRACTICE INC		11			11
WANTAGH URGENT CARE		8	3	27%	11
NORTHERN WESTCHESTER HOSPITAL LABORATORY		9	2	18%	11
ELITE HOME HEALTH SERVICES		11			11
SENIOR HOME CARE INC		11			11
MACCLENNY NURSING AND REHAB			11	100%	11
WATSON HEALTHCARE		8	3	27%	11
GUARDANT HEALTH		7	4	36%	11
INN AT LAKE SEMINOLE SQUARE, THE		11			11
WELL-BEING MEDICAL CENTER PLLC		9	2	18%	11
GADSDEN REGIONAL MEDICAL CENTER		11			11
ADVENTHEALTH MEDICAL GROUP CARE CLINIC AT		8	3	27%	11
TELEVISIT PALM BAY FAMILY PRACTICE		9	2	18%	11
CARE FAST MURABELLA		7	4	36%	11
CARE HERE		1	10	91%	11

COVID-19: testing by laboratory

Data through Jan 19, 2021 verified as of Jan 20, 2021 at 09:25 AM

Data in this report are provisional and subject to change.

The numbers in the table below represent the number of Florida and non-Florida residents for whom test results were received by the Department of Health. A person can be tested by more than one laboratory and can have both positive and negative results. **Therefore, the sum of the numbers in each column will be larger than the total number of people tested.**

Reporting lab	Inconclusive	Negative	Positive	Percent positive	Total
TREASURE COAST URGENT CARE			11	100%	11
DMH STEINHATCHEE FAMILY MEDICINE		8	3	27%	11
ALCOVE ASSISTED LIVING FACILITY		11			11
BAPTIST PRIMARY CARE PONTE VEDRA		6	5	45%	11
ORCHID COVE		2	9	82%	11
LAKE CO EMPLOYEE HEALTH AND WELLNESS CENTER		10	1	9%	11
WINTER PARK CARE AND REHABILITATION			11	100%	11
EMERALD COAST PEDIATRICS			11	100%	11
JFK MEDICAL CENTER NORTH LAB		1	10	91%	11
NOVALIFE MEDSPA			11	100%	11
WOODLAND TOWERS		6	5	45%	11
MORTON PLANT MEASE			11	100%	11
UMHC/SYLVESTER AT KENDALL		1	10	91%	11
CARLOS PORTU MD, PLLC			11	100%	11
DESOTO HEALTH AND REHAB LLC		7	4	36%	11
UNIVERSITY CENTRA CARE		10	1	9%	11
MEDICAL CENTER AFFILIATES WEST PALM			11	100%	11
CVS MINUTE CLINIC		1	10	91%	11
ARDEN COURTS OF PALM HARBOR			11	100%	11
NIGHT LITE PEDIATRICS CENTER, LLC		1	10	91%	11
REDMED CLINIC OF ARLINGTON		10	1	9%	11
SOUTHEASTERN LABORATORY			11	100%	11
JOSEF SCHENKER MD PC		11			11
BEAUMONT LABORATORY			10	100%	10
WELLMED AT SOUTH PARSONS		8	2	20%	10
CBC LAB		3	7	70%	10
Hialeah Nursing And Rehabilitation Center		6	4	40%	10
Maury Regional Hospital		6	4	40%	10
ALABAMA DEPARTMENT OF PUBLIC HEALTH		1	9	90%	10
PBC PREMIER FAMILY HEALTH			10	100%	10
URGENT CARE CENTER AT PINNACLE		4	6	60%	10
PANCARE HEALTH - VERNON ELEMENTARY			10	100%	10
MEDICAL LABORATORY DIAGNOSTICS			10	100%	10
CVS TN5639POCT FARRAGUT		9	1	10%	10
ISLAND COAST PEDIATRICS IN-HOUSE LAB		10			10
PRIMECARE AT PORT ORANGE			10	100%	10
MOSOLF PEDIATRICS			10	100%	10
St Joseph's Hospital & Medical Center		9	1	10%	10
MEYER PEDIATRICS CHTD		10			10
BROWARD HEALTH CARE			10	100%	10
MEDEXPRESS URGENT CARE - SEMINOLE SQUA		9	1	10%	10
NORTH OKALOOSA PHYSICIAN GROUP		10			10
ROSS MEDICAL GROUP			10	100%	10
SAMARITAN MEDICAL CENTER		10			10
AMBRY GENETICS CORPORATION		10			10
MEDEXPRESS URGENT CARE - TIMBERLAKE		10			10
BOCA RATON REGIONAL HOSPITAL LAB			10	100%	10

COVID-19: testing by laboratory

Data through Jan 19, 2021 verified as of Jan 20, 2021 at 09:25 AM

Data in this report are provisional and subject to change.

The numbers in the table below represent the number of Florida and non-Florida residents for whom test results were received by the Department of Health. A person can be tested by more than one laboratory and can have both positive and negative results. **Therefore, the sum of the numbers in each column will be larger than the total number of people tested.**

Reporting lab	Inconclusive	Negative	Positive	Percent positive	Total
NEW JERSEY DEPARTMENT OF HEALTH COMMUNICABLE DISEASE SERVICE		3	7	70%	10
VASCONCELLO COHEN MD PA		9	1	10%	10
VETERNANS ADMINISTRATION			10	100%	10
NORTHWEST FLORIDA ENT, PA		4	6	60%	10
ELTINGVILLE CIRCLE URGENT CARE		10			10
FAMILY MEDICINE AT HUNTERS CREEK		10			10
MEDEX REGIONAL LABORATORIES LLC		1	9	90%	10
COVANCE CENTRAL LABORATORY			10	100%	10
PRORENATA LABS		2	8	80%	10
BIOTECH CLINICAL LABORATORIES, INC.		1	9	90%	10
ARNOT OGDEN MEDICAL CENTER LABORATORY		10			10
ORANGE PEDIATRICS			10	100%	10
MINUTECLINIC DIAGNOSTIC MEDICAL GROUP		9	1	10%	10
LAKEWOOD RANCH MEDICAL CENTER CLINICAL LAB			10	100%	10
Hackensack Umc Mountainside		9	1	10%	10
MEDEXPRESS URGENT CARE PARKERSBURG		8	2	20%	10
BROOKDALE PENSACOLA		10			10
BROOKDALE PANAMA CITY		9	1	10%	10
ILLINOIS DEPT OF PUBLIC HEALTH LAB - SPRINGFIELD			10	100%	10
MEDEXPRESS URGENT CARE CHARLESTON		6	4	40%	10
Terrace of Jacksonville			10	100%	10
GENESIS		7	3	30%	10
COMMUNITY HEALTH CENTER		2	8	80%	10
HCR MANORCARE		10			10
PARROTT MEDICAL CLINIC			10	100%	10
APPALACHIAN REGIONAL HEALTHCARE SYSTEM		10			10
CARENOW URGENT CARE - EAST NASHVILLE		8	2	20%	10
ACE BIOMEDICAL LABS LLC			10	100%	10
LAKE NONA MEDICAL SERVICES		3	7	70%	10
FLORIDA PRESBYTERIAN HOMES INC		10			10
LAKE BALDWIN CBOC		9	1	10%	10
TENNESSEE DEPARTMENT OF HEALTH (TDH) - CENTRAL LABORATORY		2	8	80%	10
EMERALD COAST HOSPICE - CRESTVIEW		10			10
ONEIDA HEALTHCARE CENTER		8	2	20%	10
SAVANNAH MANOR ASSISTED LIVING COMMUNITY			10	100%	10
KIDSVILLE PEDIATRICS			10	100%	10
BENTLEY VILLAGE II		1	9	90%	10
ADVENT HEALTH - WINTER HAVEN		6	4	40%	10
VITALANT		1	9	90%	10
CORONA PATHOLOGY		10			10
BODYK		6	4	40%	10
GRACE WELLNESS CENTER		3	7	70%	10
BAYCARE MEDICAL GROUP INC			10	100%	10
ASSOCIATES MD CYPRESS CREEK			10	100%	10
PATHWAY PHARMACY			10	100%	10
CREATIVE TESTING SOLUTIONS		3	7	70%	10
ADVENTHEALTH MEDICAL GROUP		9			9

COVID-19: testing by laboratory

Data through Jan 19, 2021 verified as of Jan 20, 2021 at 09:25 AM

Data in this report are provisional and subject to change.

The numbers in the table below represent the number of Florida and non-Florida residents for whom test results were received by the Department of Health. A person can be tested by more than one laboratory and can have both positive and negative results. **Therefore, the sum of the numbers in each column will be larger than the total number of people tested.**

Reporting lab	Inconclusive	Negative	Positive	Percent positive	Total
PATEL MEDICAL VENTURES		8	1	11%	9
THE VILLAGES HEALTH		5	4	44%	9
CORNER OAK ESTATE LLC		9			9
OUR HOME AT BEACON HILL			9	100%	9
LPG PEDIATRICS AT PAGE FIELD		9			9
NURSING PLUS OF BROWARD LLC		1	8	89%	9
SAMARITAN HOSPITAL LABORATORY		8	1	11%	9
CONSULATE HEALTH CARE OF PENSACOLA			9	100%	9
URGENT CARE & FAMILY PRACTICE CENTER			9	100%	9
CARENOW URGENT CARE-MT JULIET		8	1	11%	9
MEDEXPRESS URGENT CARE - WINCHESTER GATEWAY		7	2	22%	9
FLORIDA MEDICAL CLINIC - MULTI SPECIALTY CAMPUS		2	7	78%	9
ANY LAB TEST NOW INC			9	100%	9
MOLECULAR PATHOLOGY LABORATORY			9	100%	9
AVALON FAMILY RESORT ASSISTED LIVING LLC		9			9
OMNI			9	100%	9
CHEMISYS LABORATORIES		1	8	89%	9
RICHMOND UNIVERSITY MEDICAL CENTER		7	2	22%	9
OPTIMAL CARE PEDIATRICS			9	100%	9
LOREY ALF		9			9
PRECISION GENETICS			9	100%	9
BLOCK NATION CHASE		4	5	56%	9
RIVERSIDE MEDICAL GROUP		8	1	11%	9
AMERICAN HEALTH ASSOCIATES INC		1	8	89%	9
WADSWORTH CENTER - DAVID AXELROD INSTITUTE		8	1	11%	9
FIRST CHOICE PEDIATRICS WINTER SPRINGS		9			9
PEDIATRIC HEALTH CARE ALLIANCE			9	100%	9
LAKEVIEW HEALTH SYSTEMS			9	100%	9
UNAVAILABLE/UNKNOWN/NO INFORMATION FOUND			9	100%	9
LAKE NONA MEDICAL SERVICE LLC		9			9
NORTHSHORE UNIVERSITY HEALTHSYSTEM EVANSTON HOSPITAL LAB			9	100%	9
CVS PHARMACY NO 274		9			9
MIDMICHIGAN MEDICAL CENTER			9	100%	9
MINUTECLINIC DIAGNOSTIC OF LOUISIANA		8	1	11%	9
SURGERY CENTER OF CORAL GABLES LLC,THE		8	1	11%	9
BAYFRONT HEALTH ST PETERSBURG		8	1	11%	9
COLLIER COUNTY JAIL		9			9
MEDEXPRESS URGENT CARE- MARYLAND		8	1	11%	9
ACCESS PHARMACY		9			9
MONROE COUNTY HOSPITAL		6	3	33%	9
STATEN ISLAND UNIVERSITY HOSPITAL SEGUINE AVE		9			9
MINUTE CLINIC LLC #1448		8	1	11%	9
AEGIS MEDICAL GROUP			9	100%	9
MC DIAGNOSTIC OF CONNECTICUT, PC #775		8	1	11%	9
MISSOURI DEPARTMENT OF HEALTH AND SENIOR SERVICES			9	100%	9
NORTHWEST FLORIDA COMMUNITY HOSPITAL LABORATORY		8	1	11%	9
NATURE COAST REGIONAL MEDICAL CENTER			9	100%	9

COVID-19: testing by laboratory

Data through Jan 19, 2021 verified as of Jan 20, 2021 at 09:25 AM

Data in this report are provisional and subject to change.

The numbers in the table below represent the number of Florida and non-Florida residents for whom test results were received by the Department of Health. A person can be tested by more than one laboratory and can have both positive and negative results. **Therefore, the sum of the numbers in each column will be larger than the total number of people tested.**

Reporting lab	Inconclusive	Negative	Positive	Percent positive	Total
MICHIGAN DEPARTMENT OF COMMUNITY HEALTH		1	8	89%	9
GCPM MANUAL MICROBIOLOGY		1	8	89%	9
PLYMOUTH HARBOR INCORPORATED		9			9
TMH PHYSICIAN PARTNERS - MONTICELLO		8	1	11%	9
WEEMS MEMORIAL HOSPITAL		6	3	33%	9
ARUP		9			9
VILLAGE PLACE HEALTH AND REHAB		9			9
WESTCHESTER GENERAL HOSPITAL BLOOD GAS LAB			9	100%	9
URGENT CARE USA LLC		1	8	89%	9
NASSAU COUNTY JAIL		9			9
MAINSTREET FAMILY CARE			9	100%	9
NEMOURS CHILDREN'S PRIMARY CARE VERO BEACH			9	100%	9
CVS MINUTE CLINIC DIAGNOSTIC OF WISCONSIN		9			9
STEINHATCHEE DRUGS		6	3	33%	9
ADVENT HEALTH CENTRA CARE - ORANGE LAKE		1	8	89%	9
CHILDREN'S HEALTH CENTER INC.		7	2	22%	9
BAYONET POINT HOSPITAL			9	100%	9
MINUTECLINIC DIAGNOSTIC OF TN PC #566		8	1	11%	9
HIGH TOWER ALF LLC		7	1	13%	8
MEDEXPRESS URGENT CARE - WASHINGTON		6	2	25%	8
CLEVELAND TENNESSEE HOSPITAL COMPANY		7	1	13%	8
X-GENE MOLECULAR LABS		1	7	88%	8
FAMILY PRACTICE OF DAVIE INC			8	100%	8
ALLINA HEALTH - ABBOTT NORTHWESTERN HOSPITAL		5	3	38%	8
THE WOLFF CENTER FOR CHILD & ADOLESCENT HEALTH			8	100%	8
WILTON MANORS HEALTH & REHABILITATION CENTER			8	100%	8
STATMED OCALA			8	100%	8
CARENOW URGENT CARE-WEST END		6	2	25%	8
ATLANTIC CONSOLIDATED LABORATORY		8			8
ADVENTHEALTH MEDICAL GROUP PEDIATRICS AT		2	6	75%	8
ST. JOSEPH HOSPITAL AND HEALTH CARE INC.			8	100%	8
INTERNAL MEDICINE ASSOCIATES OF JACKSON HOSPITAL			8	100%	8
Manor Care of Dunedin		6	2	25%	8
FOUNTAINVIEW BY FIVE STAR QUALITY CARE		7	1	13%	8
MEDICANA NURSING AND REHAB CENTER			8	100%	8
CVS MINUTE CLINIC, LLC		6	2	25%	8
AFC URGENT CARE - CEDAR GROVE		8			8
VALDOSTA FAMILY MEDICINE			8	100%	8
EXECUTIVE MEDICAL SERVICES		8			8
WELLIGENT		1	7	88%	8
JX REF LAB			8	100%	8
MEDEXPRESS URGENT CARE - CHRISTIANBURG		7	1	13%	8
WINDSOR OF SAN PABLO, THE		5	3	38%	8
SIDDH INC DBA SAN CARLOS PHARMACY		6	2	25%	8
EMERGENCY MEDICAL CENTER		3	5	63%	8
MONTEFIORE MEDICAL CENTER LABORATORIES - NORTH		8			8
GENE STREET LABORATORIES, LLC		6	2	25%	8

COVID-19: testing by laboratory

Data through Jan 19, 2021 verified as of Jan 20, 2021 at 09:25 AM

Data in this report are provisional and subject to change.

The numbers in the table below represent the number of Florida and non-Florida residents for whom test results were received by the Department of Health. A person can be tested by more than one laboratory and can have both positive and negative results. **Therefore, the sum of the numbers in each column will be larger than the total number of people tested.**

Reporting lab	Inconclusive	Negative	Positive	Percent positive	Total
THE MARY IMOGENE BASSETT HOSPITAL		8			8
MEDEXPRESS URGENT CARE-LATROBE		8			8
HEALTHMARK REGIONAL HOSPITAL LAB		4	4	50%	8
HARBORCHASE OF DR PHILLIPS		7	1	13%	8
Signature Healthcare of Ormond		8			8
UNIVERSITY MEDICAL CENTER		8			8
DIXIE COUNTY HEALTH DEPARTMENT		6	2	25%	8
ST CHARLES HOSPITAL LABORATORY		8			8
Sunset Lake Health and Rehabilitation Center		8			8
MEDEXPRESS URGENT CARE-KATY		5	3	38%	8
HOLY NAME MEDICAL CENTER	1	6	1	13%	8
DORAL URGENT CARE			8	100%	8
MINUTECLINIC DIAGNOSTIC OF TN, PC 374		6	2	25%	8
VETERANS AFFAIRS MEDICAL CENTER - OUTPATIENT			8	100%	8
ALACHUA COUNTY HEALTH DEPARTMENT		1	7	88%	8
PALM BEACH COUNTY HEALTH DEPARTMENT LABORATORY			8	100%	8
MEDEXPRESS URGENT CARE - LAFAYETTE		7	1	13%	8
PENSACOLA CLUSTER			8	100%	8
ST CLOUD PHYSICIAN MANAGMENT LLC		7	1	13%	8
BEAUMONT EMERGENCY CENTER			8	100%	8
ORLANDO HEALTH PHYSICIAN ASSOCIATES		4	4	50%	8
GENEXPERT			8	100%	8
BAPTIST HEALTH			8	100%	8
GRAND VILLA OF ALTAMONTE SPRINGS		1	7	88%	8
BARTON PARKER OD PC		8			8
HUNTINGTON VILLAGE URGENT CARE		8			8
FORT PIERCE FAMILY CARE INC		3	5	63%	8
CROSSROADS URGENT CARE, PLLC		8			8
ROBERT WOOD JOHNSON HOSPITAL		7	1	13%	8
WHITE SANDS OUTPATIENT SERVICES (WSOP SERVICES LLC		8			8
RED MOUNTAIN DIAGNOSTICS		8			8
SYLVESTER AT PLANTATION LABORATORY		7	1	13%	8
CARROLL GARDENS URGENT CARE		8			8
DOCTOR'S IN HOUSE LAB			8	100%	8
MICHAEL A VENAZIO MD		6	2	25%	8
PASSPORT HEALTH OF TAMPA BAY		8			8
MEDEXPRESS URGENT CARE - MONROE		8			8
BAPTIST OUTPATIENT			8	100%	8
MEADOWCREST FAMILY PHYSICIANS PA			8	100%	8
MONTEFIORE MEDICAL CENTER LABORATORIES - WEILER		6	2	25%	8
MED LABS DIAGNOSTICS		5	3	38%	8
GOLISANO CHILDREN'S HOSPITAL OF SOUTHWEST FLORIDA		6	2	25%	8
DOCTOR'S IN-HOUSE LAB/COMMUNITY HEALTH CENTERS OF PINELLAS – CLEARWATE			8	100%	8
JOHNS HOPKINS MEDICAL LABORATORIES		1	7	88%	8
VIGILINT HEALTHCARE		5	3	38%	8
PUTNAM COUNTY EMERGENCY RESCUE SERVICE		5	3	38%	8
MEDEXPRESS URGENT CARE MONACA		8			8

COVID-19: testing by laboratory

Data through Jan 19, 2021 verified as of Jan 20, 2021 at 09:25 AM

Data in this report are provisional and subject to change.

The numbers in the table below represent the number of Florida and non-Florida residents for whom test results were received by the Department of Health. A person can be tested by more than one laboratory and can have both positive and negative results. **Therefore, the sum of the numbers in each column will be larger than the total number of people tested.**

Reporting lab	Inconclusive	Negative	Positive	Percent positive	Total
CIAN DIAGNOSTICS			8	100%	8
MINUTE CLINIC DIAGNOSTIC OF SC, LLC #42		7	1	13%	8
ADVENT HEALTH - FOUR CORNERS ER		8			8
PERSONAL PEDIATRICS PA		6	2	25%	8
FLORIDA HOSPITAL PHYSICIAN GROUP		3	5	63%	8
LIFE CARE CITRUS COUNTY			8	100%	8
DAVID LAWRENCE CENTER INC		7	1	13%	8
HAVEN HOSPICE			8	100%	8
ORMOND BEACH CENTRA CARE			8	100%	8
PUTNAM FAMILY CARE INC		3	5	63%	8
URGENT TEAM MANAGEMENT OF TENNESSEE		7	1	13%	8
SURGOINSVILLE PHARMACY		8			8
MIRIMUS CLINICAL LABS		3	5	63%	8
MEDEXPRESS URGENT CARE, BUTLER		5	3	38%	8
CHILDREN'S HEALTHCARE OF ATLANTA/EGLESTON		8			8
PASSPORT HEALTH			8	100%	8
MEDEXPRESS URGENT CARE - PANTOPS		7	1	13%	8
URGENT MEDICAL CENTER INC		2	6	75%	8
COLLIER BLVD HMA PHYSICIAN MANAGEMENT,, LLC			8	100%	8
DOH-TAMPA BRANCH LABORATORY (MLK BLVD)		4	4	50%	8
WELLMED AT PORT ST LUCIE WEST		6	2	25%	8
INDIANA STATE DEPARTMENT OF HEALTH		1	7	88%	8
FLORIDA HEART AND VASCULAR MULTISPECIALTY GROUP		8			8
CVS MINUTE CLINIC DIAGNOSTIC MED GRP OF CA		8			8
MEDEXPRESS URGENT CARE - BENTON HARBOR		8			8
GENEUS DIAGNOSTICS			8	100%	8
FLORIDA CLINICAL LAB		1	7	88%	8
COLLIER COUNTY HEALTH DEPT.		4	4	50%	8
MID-HUDSON VALLEY DIVISION OF WESTCHESTER MEDICAL		8			8
MINUTE CLINIC LLC #5733		8			8
NIGHT OWL PEDIATRICS URGENT CARE			8	100%	8
ADVENTHEALTH MEDICAL GROUP PULMONOLOGY		7	1	13%	8
PINELLAS 1 HOME HEALTH CARE CORP		8			8
MINUTECLINIC DIAGNOSTIC OF SOUTH CAROL		7	1	13%	8
ASHRAF MEDICAL GROUP PLLC DBA PULSE M		7	1	13%	8
NATIONAL GENETICS INST LABCORP		3	5	63%	8
FLORIDA MENTOR		7	1	13%	8
AZALEA HEALTH		2	6	75%	8
FHCP-ORANGE CITY			8	100%	8
GULF COAST MEDICAL GROUP		2	6	75%	8
CONSULATE HEALTH CARE		7	1	13%	8
MAIMONIDES MEDICAL CENTER		5	3	38%	8
HUNTINGTON URGENT CARE		8			8
CRESTVIEW IMMEDIATE CARE LL			8	100%	8
OPTIONS FOR SENIORS INC DBA PALM KREST MANOR		5	2	29%	7
YORKVILLE PEDIATRIC URGENT CARE		7			7
Westchester General Hospital			7	100%	7

COVID-19: testing by laboratory

Data through Jan 19, 2021 verified as of Jan 20, 2021 at 09:25 AM

Data in this report are provisional and subject to change.

The numbers in the table below represent the number of Florida and non-Florida residents for whom test results were received by the Department of Health. A person can be tested by more than one laboratory and can have both positive and negative results. **Therefore, the sum of the numbers in each column will be larger than the total number of people tested.**

Reporting lab	Inconclusive	Negative	Positive	Percent positive	Total
FLORIDA CENTER FOR DERMATOLOGY LABORATORY			7	100%	7
REHAB AND HEALTHCARE CENTER OF CAPE CORAL		7			7
GNT ASSOCIATES		6	1	14%	7
BAYCARE MEDICAL GROUP		1	6	86%	7
METROPOLITAN HOSPITAL CENTER		6	1	14%	7
NOVANT HEALTH INPATIENT CARE		2	5	71%	7
CVS HEALTH, #3396		7			7
BENSONHURST URGENT CARE		7			7
CVS MINUTE CLINIC DIAGNOSTIC PA		5	2	29%	7
SHERMAN-ABRAMS LABORATORY INC		7			7
ALLEGRO - TAMPA	1	4	2	29%	7
DEPARTMENT OF HEALTH- CITRUS COUNTY			7	100%	7
FAMILY MEDICINE OF WESTON LLC			7	100%	7
PULSE & REMEDY LLC			7	100%	7
CIGNA PBSO WEST PALM			7	100%	7
MC DIAGNOSTIC OF CONNECTICUT, PC #1960		7			7
ADEPT INPATIENT MEDICAL SERVICES PC		7			7
ST VINCENT'S ST CLAIR		4	3	43%	7
IRL MARKET LAB			7	100%	7
ILLINOIS DEPARTMENT OF PUBLIC HEALTH			7	100%	7
STAT MEDICAL CLINIC III INC		5	2	29%	7
DOCTORS CLINICAL LABORATORY, INC		5	2	29%	7
DALLAS COUNTY HEALTH AND HUMAN SERVICES			7	100%	7
HEALTH NETWORK LABORATORIES		6	1	14%	7
LEE COUNTY HEALTH DEPARTMENT		4	3	43%	7
CARENOW URGENT CARE-MADISON		7			7
HEALTH CARE LABORATORY SERVICES		1	6	86%	7
HEALTHWORKS MED GROUP OF FLORIDA PA		2	5	71%	7
RIVER OAKS TREATMENT CENTER			7	100%	7
HOLY GARDEN ALF, INC.		7			7
MEDLABS DIAGNOSTICS		7			7
Ocoee Health Care Center		7			7
MEDEXPRESS URGENT CARE - MAPLE DRIVE		7			7
VITAS HEALTHCARE CORPORATION OF FL			7	100%	7
AVON PARK PEDIATRICS			7	100%	7
QUE		4	3	43%	7
MINUTECLINIC DIAGNOSTIC OF TN PC #320		6	1	14%	7
MINUTECLINIC, LLC #4230		6	1	14%	7
LAB UNKNOW		6	1	14%	7
ST JOSEPH'S HOSPITAL LABORATORY			7	100%	7
SARASOTA - ROBERT L TAYLOR COMMUNITY CENTER□		1	6	86%	7
WILDLIGHT LAB			7	100%	7
CVS PHARMACY #8800		5	2	29%	7
LEPE'S HOUSE			7	100%	7
BAPTIST PEDIATRICS		6	1	14%	7
PEDIATRICS OF CENTRAL FLORIDA		5	2	29%	7
FREEDOM SQUARE NURSING CENTER□			7	100%	7

COVID-19: testing by laboratory

Data through Jan 19, 2021 verified as of Jan 20, 2021 at 09:25 AM

Data in this report are provisional and subject to change.

The numbers in the table below represent the number of Florida and non-Florida residents for whom test results were received by the Department of Health. A person can be tested by more than one laboratory and can have both positive and negative results. **Therefore, the sum of the numbers in each column will be larger than the total number of people tested.**

Reporting lab	Inconclusive	Negative	Positive	Percent positive	Total
IU HEALTH PATHOLOGY		1	6	86%	7
ST JUDE LABORATORIES		5	2	29%	7
MEDEXPRESS URGENT CARE - FAYETTEVILLE		5	2	29%	7
MERCY HEALTH—MUSKEGON		6	1	14%	7
CVS NC187POCT CHARLOTTE		7			7
LUXOR SCIENTIFIC LLC		1	6	86%	7
SUPERIOR RESIDENCES AT CALA HILLS		7			7
LYNMOORE,THE		7			7
ST VINCENT'S CHILTON		5	2	29%	7
PALM POINT BEHAVIORAL HEALTH		7			7
NEW YORK PRESBYTERIAN - LOWER MANHATTAN		7			7
Thermopolis Rehabilitation Wellness		7			7
OCALA FAMILY MEDICAL CENTER		7			7
JACKSON CLINIC PA,THE		3	4	57%	7
FLORIDA DIGESTIVE AND LIVER SPECIALIST		7			7
CVS MINUTE CLINIC DIAGNOSTIC OF VIRGINIA		7			7
ROSEMONT GARDENS INC		7			7
LAKELAND REGIONAL HEALTH GATEWAY CENTER		7			7
Consulate Health Care of Brandon		7			7
FLORIDA HOSPITAL WINTER PARK		6	1	14%	7
ENT AND ALLERGY ASSOCIATES OF FLORIDA LLC		6	1	14%	7
TRUE HEALTH		5	2	29%	7
ARCHBOLD MEMORIAL HOSPITAL/LAB		3	4	57%	7
THOMAS JEFFERSON UNIVERSITY HOSPITAL		4	3	43%	7
LIFE'S SPECIAL MOMENTS INC		7			7
CENTRAL FLORIDA PEDIATRIC URGENT CARE LLC		6	1	14%	7
PBC FOUND CARE INC			7	100%	7
NORTON HEALTHCARE			7	100%	7
RIVERVIEW REGIONAL MEDICAL CENTER		6	1	14%	7
KANSAS DEPARTMENT OF HEALTH		2	5	71%	7
MULBERRY CARE CENTER		4	3	43%	7
MINUTECLINIC DIAGNOSTIC OF TN, PC 6438		5	2	29%	7
ORANGE PARK PEDIATRIC ASSOCIATES		1	6	86%	7
MONTEFIORE NYACK HOSPITAL AFFILIATED LABORATORY		7			7
DIAGNOSTIC CLINIC		6	1	14%	7
SONORA QUEST LABORATORIES			7	100%	7
KENDALL REGIONAL MEDICAL CNTR			7	100%	7
PENINSULA CARE AND REHABILITATION CENTER			7	100%	7
BREVARD HEALTH ALLIANCE INC, THE		2	5	71%	7
CLINIC OF PEDIATRICS & GI MEDICINE INC			7	100%	7
VITAS HEALTHCARE		3	4	57%	7
BRADENTON PHYSICIANS MEDICAL CENTER			7	100%	7
KEYSTONE PLACE AT NAPLES PRESERVE		4	3	43%	7
WYOMING COUNTY COMMUNITY HOSPITAL LABORATORY		7			7
DEBARY HEALTH AND REHABILITATION CENTER		6	1	14%	7
CARESOUTH HHA HOLDINGS OF TALLAHASSEE LLC		7			7
SOUTH CAROLINA DEPARTMENT OF HEALTH			7	100%	7

COVID-19: testing by laboratory

Data through Jan 19, 2021 verified as of Jan 20, 2021 at 09:25 AM

Data in this report are provisional and subject to change.

The numbers in the table below represent the number of Florida and non-Florida residents for whom test results were received by the Department of Health. A person can be tested by more than one laboratory and can have both positive and negative results. **Therefore, the sum of the numbers in each column will be larger than the total number of people tested.**

Reporting lab	Inconclusive	Negative	Positive	Percent positive	Total
ALAN SERURE MD		7			7
MINUTECLINIC, LLC, DBA MINUTECLINIC #6106		5	2	29%	7
LAKE HOWARD HEIGHTS	1	6			7
GENTRY PARK ORLANDO ASSISTED LIVING		6	1	14%	7
ORANGE PARK PEDIATRICS		4	3	43%	7
JUPITER ISLAND PUBLIC SAFETY		5	2	29%	7
SOUTH COM HEALTH CLINIC, DEPT. OF THE ARMY		7			7
VERMONT DEPARTMENT OF HEALTH		1	6	86%	7
HEARTLAND PEDIATRICS OF LAKE PLACID			7	100%	7
ECLRS		2	5	71%	7
ADVENTIST HEALTH SYSTEM FLORIDA DEPT OF HEALTH		3	4	57%	7
Rosewood Healthcare and Rehabilitation Center		5	2	29%	7
COMMUNITY MEDICAL AND DENTAL CARE INC		7			7
MINUTECLINIC DIAGNOSTIC OF TN, PC 4992		7			7
DOCTOR'S IN-HOUSE LAB/COMMUNITY HEALTH CENTERS OF PINELLAS –PINELLAS P			7	100%	7
WINDSOR OF GAINESVILLE		7			7
FLORIDA HOSPITAL KISSIMMEE		4	3	43%	7
WATERFORD AT CREEKSIDE, THE			7	100%	7
TRUE HEALTH DIAGNOSTICS		1	6	86%	7
UNIVERSITY OF WASHINGTON MEDICAL CENTER			7	100%	7
CVS MINUTE CLINIC DIAGNOSTIC OF TEXAS, LLC		7			7
SCHOOL OF PHARMACY AND PHARMACEUTICAL		7			7
ALACHUA			7	100%	7
LAWTON CHILES HEALTH CENTER		1	6	86%	7
SEA LEVEL LABS			7	100%	7
FLORIDA HOSPITAL APOPKA		5	1	17%	6
DOT DOC SARASOTA		5	1	17%	6
KESHAV RX LLC		6			6
HILA BECKERMAN MD LLC		6			6
RESIDENTIAL PLAZA AT BLUE LAGOON INC		6			6
MEDEXPRESS URGENT CARE-PITTSFIELD		6			6
BERRYHILL MANOR		6			6
TIMBER CREEK PEDIATRICS		6			6
RIVERWOOD CENTER,THE			6	100%	6
ENIGMA DIAGNOSTIC, INC.			6	100%	6
PALMETTO HEALTH ALLIANCE		3	3	50%	6
WATAUGA MEDICAL CENTER		4	2	33%	6
CAPRONA GROUP HOME			6	100%	6
CARENOW URGENT CARE-GREEN HILLS		6			6
FLORIDA MEDICAL CL ODOM TPA		3	3	50%	6
UNILAB		2	4	67%	6
PANCARE HEALTH - HOSFORD SCHOOL			6	100%	6
LOUISIANA DEPT OF HEALTH			6	100%	6
MINUTECLINIC DIAGNOSTIC OF NORTH		6			6
Grand Villa of Deerfield Beach		4	2	33%	6
AIR, LAND & SEA PHYSICALS & CONSULTATIONS, LLC		6			6
FIRST COAST CARDIOVASCULAR INSTITUTE PA			6	100%	6

COVID-19: testing by laboratory

Data through Jan 19, 2021 verified as of Jan 20, 2021 at 09:25 AM

Data in this report are provisional and subject to change.

The numbers in the table below represent the number of Florida and non-Florida residents for whom test results were received by the Department of Health. A person can be tested by more than one laboratory and can have both positive and negative results. **Therefore, the sum of the numbers in each column will be larger than the total number of people tested.**

Reporting lab	Inconclusive	Negative	Positive	Percent positive	Total
MEDEXPRESS URGENT CARE - BEECH GROVE		5	1	17%	6
BROWARD TRANSITIONAL CENTER			6	100%	6
BROWARD COUNTY HEALTH DEPT.			6	100%	6
NOMI HEALTH LAB SERVICES LLC			6	100%	6
CAPE CORAL URGENT CARE		3	3	50%	6
EL PARAISO HOME INC		6			6
MEDEXPRESS URGENT CARE - HOT SPRINGS		6			6
MINUTECLINIC DIAGNOSTIC OF PA, LLC (1036)		5	1	17%	6
RICH STREET GROUP HOME			6	100%	6
UNILAB OF DADE INC			6	100%	6
OPTUM SILVER LAKES			6	100%	6
BROOKDALE LAKE ORIENTA			6	100%	6
TEXAS MEDCLINIC			6	100%	6
ST LUKES ROOSEVELT LABORATORY		6			6
SONORAN DESERT PATHOLOGY ASSOCIATES			6	100%	6
TAMIAMI LAB MILLENIUM			6	100%	6
BOCA VIPEDIATRICS			6	100%	6
LANE PEDIATRICS PA			6	100%	6
CAPITAL HEALTH PLAN LABORATORIES			6	100%	6
ST VINCENT'S URGENT CARE		5	1	17%	6
CAMELLIA AT DEERWOOD		2	4	67%	6
ATMORE NURSING CENTER		5	1	17%	6
SOUTHEASTERN PEDIATRIC ASSOCIATES			6	100%	6
LUMADOC HEALTH		4	2	33%	6
MINUTECLINIC DIAGNOSTIC OF TN PC #6415		5	1	17%	6
PATHGROUP LABS, LLC		4	2	33%	6
AARK LABORATORY		6			6
RIVER CITY PRIMARY AND URGENT CARE			6	100%	6
CITIZENS BAPTIST MEDICAL CENTERS LAB		5	1	17%	6
NORTHERN DUTCHESS HOSPITAL LABORATORY		5	1	17%	6
ETHOS LABORATORIES		6			6
JERSEY SHORE MEDICAL CENTER		6			6
AMERICAN EAGLE LEESBURG AL LLC DBA VISTA LAKE			6	100%	6
ST LUCIE COUNTY JAIL		6			6
MEDICAL CENTER AT OCEAN REEF		1	5	83%	6
NOT INDICATED		1	5	83%	6
PENN MEDICINE PRINCETON MEDICAL CENTER		6			6
PALM BEACH CDH - DELRAY BEACH			6	100%	6
BELLE GLADES HEALTH CLINIC			6	100%	6
UT MEMPHIS UNIVERSITY HEALTH SERVICES			6	100%	6
MINUTECLINIC DIAGNOSTIC OF RHODE ISLAND		4	2	33%	6
MEDEXPRESS URGENT CARE - ELM GROVE		5	1	17%	6
DR PHILLIPS MEDICAL WELLNESS CENTER		6			6
CITYMD		1	5	83%	6
MERCY COLLEGE HEALTH OFFICE		6			6
MEDEXPRESS URGENT CARE, JOHNSTOWN		5	1	17%	6
UPMC HEALTH SYSTEM		4	2	33%	6

COVID-19: testing by laboratory

Data through Jan 19, 2021 verified as of Jan 20, 2021 at 09:25 AM

Data in this report are provisional and subject to change.

The numbers in the table below represent the number of Florida and non-Florida residents for whom test results were received by the Department of Health. A person can be tested by more than one laboratory and can have both positive and negative results. **Therefore, the sum of the numbers in each column will be larger than the total number of people tested.**

Reporting lab	Inconclusive	Negative	Positive	Percent positive	Total
MINUTECLINIC, LLC, #4160		3	3	50%	6
ADVENT HEALTH APOPKA		2	4	67%	6
THE CLINIC PREMISE HEALTH			6	100%	6
FLORIDA DEPARTMENT OF HEALTH WASHINGTON COUNTY		3	3	50%	6
BETH ISRAEL DEACONESS MEDICAL CENTER			6	100%	6
ARLINGTON OF NAPLES		6			6
GLEN FALLS HOSPITAL DEPARTMENT OF PATHOLOGY		6			6
FLORIDA MEDICAL CLINIC IM MLK		6			6
CALLAWAY CLINIC		4	2	33%	6
FLORIDA CANCER SPECIALISTS & RESEARCH INSTITUTE		5	1	17%	6
MEDEXPRESS URGENT CARE - MIDLOTHIAN		6			6
FLORIDA MEDICAL SPECIALISTS		2	4	67%	6
UF HEALTH			6	100%	6
OPTUM PRIMARY CARE - FOUNTAIN OAKS		2	4	67%	6
MIAMI RESCUE MISSION CLINIC INC			6	100%	6
MEDEXPRESS URGENT CARE - SWANSEA, N ILLINOIS ST		5	1	17%	6
Northwell Lab		2	4	67%	6
CHILDREN'S HOSPITAL OF PHILADELPHIA		5	1	17%	6
CAREWELL 301 - WARWICK			6	100%	6
MEDEXPRESS URGENT CARE - RICHMOND, NINE MILE RD		5	1	17%	6
PROHEALTH MED		1	5	83%	6
CARE ATC - CITY OF BOYNTON BEACH		2	4	67%	6
MOBILE RESPONSE DIAGNOSTICS LLC		6			6
MINUTECLINIC DIAGNOSTIC OF NORTH CAROLINA, PC		5	1	17%	6
PR HEALTH		1	5	83%	6
PARTNERS PHARMACY OF FLORIDA LLC		6			6
MEDEXPRESS URGENT CARE - SALEM		3	3	50%	6
PUBLIC HEALTH LAB		6			6
INTERNAL MEDICINE LIPID AND WELNNESS PRACTICE			6	100%	6
MINUTECLINIC DIAGNOSTIC OF TN PC #386		6			6
CVS MINUTE CLINIC DIAGNOSTIC OF TEXAS,LLC		4	2	33%	6
CLEARWATER PEDIATRIC CARE		1	5	83%	6
OSWEGO HOSPITAL LABORATORY		6			6
INSPIRED LIVING AT PALM BAY		6			6
URGENT TEAM - MUSCLE SHOALS		6			6
AMERICAN HOUSE FORT MYERS		6			6
BAY COUNTY HEALTH DEPARTMENT		6			6
Florida Clinical Laboratory		1	5	83%	6
DOH JACKSONVILLE CENTRAL LABORATORY		3	3	50%	6
MINUTECLINIC DIAGNOSTIC OF TEXAS		5	1	17%	6
XPRESS URGENT CARE LLC		6			6
MEDEXPRESS ELKINS		6			6
THE PALMS REHABILITATION AND HEALTHCARE CENTER		5	1	17%	6
THE VILLAGES REGIONAL HOSPITAL FREESTANDING		3	3	50%	6
SUFFRIDGE DRIVE GROUP HOME		6			6
MAGNOLIA PEDIATRICS GROUP LLC			6	100%	6
VITAS HEALTH INC			6	100%	6

COVID-19: testing by laboratory

Data through Jan 19, 2021 verified as of Jan 20, 2021 at 09:25 AM

Data in this report are provisional and subject to change.

The numbers in the table below represent the number of Florida and non-Florida residents for whom test results were received by the Department of Health. A person can be tested by more than one laboratory and can have both positive and negative results. **Therefore, the sum of the numbers in each column will be larger than the total number of people tested.**

Reporting lab	Inconclusive	Negative	Positive	Percent positive	Total
GRACE REHABILITATION CENTER OF VERO BEACH		4	2	33%	6
MIAMI COMPREHENSIVE MEDICINE GROUP PA		4	2	33%	6
MINUTECLINIC DIAGNOSTIC OF NEW JERSEY, LLC # 7069		6			6
FLORIDA WOMAN CARE LABORATORY			6	100%	6
CURATIVE CARE CENTER INC		1	5	83%	6
MEDEXPRESS URGENT CARE - STAUNTON		2	4	67%	6
MINUTECLINIC, LLC #05038		6			6
ORLANDO MEDICAL CENTER PL			6	100%	6
VIBRANT AMERICA		4	2	33%	6
CONCENTRA			6	100%	6
CARENOW URGENT CARE-SOUTHLAKE			6	100%	6
SAINT PETER'S UNIVERSITY HOSPITAL		6			6
WELLINGTON REGIONAL MEDICAL CENTER			6	100%	6
GENETIC TECHNOLOGICAL INNOVATIONS			6	100%	6
BAYCARE ALLIANT HOSPITAL			6	100%	6
PALMS, THE		6			6
IGENEX INC		6			6
YAZJI PEDIATRIC CARE LLC DBA TUKA PEDIATRICS			6	100%	6
JOHNS HOPKINS ALL CHILDRENS			6	100%	6
MINUTECLINIC DIAGNOSTIC OF TN PC #242		4	2	33%	6
ABBAY MANOR RETIREMENT RESIDENCE INC		6			6
BROOKDALE CLERMONT			6	100%	6
MIAMI BEACH COMMUNITY HEALTH CENTER INC			6	100%	6
EGL GENETICS DIAGNOSTICS			5	100%	5
URGENT CARE OF ERWIN		5			5
PRESBYTERIAN HOME		5			5
ADVENTHEALTH CAR CENTER APOPKA			5	100%	5
METHODIST HOSPITAL			5	100%	5
MEDEXPRESS URGENT CARE-DUBOIS		5			5
BITTINGS APOTHECARY INC		3	2	40%	5
CVS M08590POCT KANSAS CITY		1	4	80%	5
PALM BEACH COUNTY FIREFIGHTERS HEALTH CLINIC, LLC			5	100%	5
ALPHADERA LABS, LLC			5	100%	5
PREMIER FAMILY HEALTH PA			5	100%	5
LAKEVIEW TERRACE HOME HEALTH SERVICES LLC			5	100%	5
LONG ISLAND JEWISH FOREST HILLS HOSPITAL		5			5
BROWNE MEDICAL		5			5
FHPG_EXP CARE W HILLSBOROUGH			5	100%	5
MEDEXPRESS URGENT CARE PORT HURON		4	1	20%	5
MINUTECLINIC, LLC #1586		3	2	40%	5
Kennedy University Hospital		5			5
TULLAHOMA HMA, LLC		4	1	20%	5
MEDEXPRESS URGENT CARE - GLENDALE		5			5
BOROPARK URGENT CARE		4	1	20%	5
Grand Villa of Clearwater		4	1	20%	5
RIO PINAR HEALTH CARE			5	100%	5
CENTREX CLINICAL LABS INC		5			5

COVID-19: testing by laboratory

Data through Jan 19, 2021 verified as of Jan 20, 2021 at 09:25 AM

Data in this report are provisional and subject to change.

The numbers in the table below represent the number of Florida and non-Florida residents for whom test results were received by the Department of Health. A person can be tested by more than one laboratory and can have both positive and negative results. **Therefore, the sum of the numbers in each column will be larger than the total number of people tested.**

Reporting lab	Inconclusive	Negative	Positive	Percent positive	Total
ASCENSION ST VINCENT'S CLAY COUNTY			5	100%	5
MEDEXPRESS URGENT CARE-NESHANNOCK TWP		4	1	20%	5
REHABILITATION CENTER AT JUPITER GARDENS		5			5
ATLANTIC COMMUNITY HIGH SCHOOL		4	1	20%	5
CVS MINUTE CLINIC DIAGNOSTIC OF NEW JERSEY		5			5
UNIVERSITY OF CHICAGO MEDICAL CENTER LAB			5	100%	5
MINUTE CLINIC DIAGNOSTIC OF NORTH CAROLINA		5			5
NORTH SHORE HEMATOLOGY-ONCOLOGY ASSOCIATES, PC		5			5
Life Care Center of Estero			5	100%	5
HENDRY REGIONAL CONVENIENT CARE CENTER			5	100%	5
HAWTHORNE INN OF LAKE LAND		5			5
NOVANT HEALTH UVA		2	3	60%	5
GULF COAST VETERANS HCS PANAMA CITY OPC		5			5
ORLANDO FAMILY PHYSICIANS			5	100%	5
PEDIATRIC ASSOCIATES AT ARGYLE PA		5			5
GRAND VILLA OF ENGLEWOOD		1	4	80%	5
OPTUMCARE FLORIDA, LLC		3	2	40%	5
EASTCHESTER PEDIATRIC MEDICAL GROUP		5			5
MAGNOLIA DIAGNOSTICS, LLC		3	2	40%	5
FAST PACE MEDICAL CLINIC PLLC		4	1	20%	5
ISLAMORADA VILLAGE OF ISLANDS FIRE RESCUE		5			5
RUSH UNIVERSITY MEDICAL CENTER LABORATORY			5	100%	5
ALL CHILDREN'S HOSPITAL DEPT OF GENERAL PEDIATRICS			5	100%	5
VAIL VALLEY MEDICAL CENTER			5	100%	5
BETHESDA COMMUNITY HEALTH CENTER			5	100%	5
UHEALTH AT FISHER ISLAND			5	100%	5
MINUTECLINIC DIAGNOSTIC OF NEW JERSEY,		5			5
FHMG_FM AND IM AVALON PARK		1	4	80%	5
AMERICAN MEDICAL RESPONSE - DENVER		2	3	60%	5
COMMONS AT ORLANDO LUTHERAN TOWERS SNF			5	100%	5
MINUTE-CLINIC DIAGNOSTIC OF VIRGINIA		4	1	20%	5
JOE DIMAGGIO CHILDREN'S HOSPITAL		1	4	80%	5
CVS MINUTE CLINIC DIAGNOSTIC OF TN #6044		5			5
FLORIDA HOSPITAL LAKE MARY		5			5
INDIAN RIVER PRIMARY CARE PA		5			5
ST CLOUD COMPOUNDING PHARMACY & WELLNESS CENTER		5			5
MEDEXPRESS URGENT CARE - WILLIAMSPORT		4	1	20%	5
COLUMBIA MEMORIAL HOSPITAL LABORATORY		5			5
Army Residence Community		5			5
LAKE NONA PEDIATRICS IN ASSOCIATION WITH NEMOURS		5			5
WATSON THERAPEUTICS		1	4	80%	5
MINUTECLINIC, LLC, MINUTECLINIC #7637		4	1	20%	5
KEYSTONE REHABILITATION AND HEALTH CENTER		1	4	80%	5
MEDEXPRESS URGENT CARE - HUNTINGTON WE		5			5
DANIEL M LIBBY MD PLLC		5			5
ST ANTHONY'S HOSP PATIENT CARE SERVICE			5	100%	5
SUTTER TRACY COMMUNITY HOSPITAL			5	100%	5

COVID-19: testing by laboratory

Data through Jan 19, 2021 verified as of Jan 20, 2021 at 09:25 AM

Data in this report are provisional and subject to change.

The numbers in the table below represent the number of Florida and non-Florida residents for whom test results were received by the Department of Health. A person can be tested by more than one laboratory and can have both positive and negative results. **Therefore, the sum of the numbers in each column will be larger than the total number of people tested.**

Reporting lab	Inconclusive	Negative	Positive	Percent positive	Total
UNIVERSITY OF MIAMI MILLER SCHOOL OF MEDICINE			5	100%	5
APOLLO GARDENS RETIREMENT RESIDENCE CARE		5			5
JOHN T MATHER MEMORIAL HOSPITAL LABORATORY		5			5
MED TECH SERVICES OF PALM BEACH INC		5			5
OMNICARE PHARMACY OFTEXAS 1, LP DBA OMNICARE		5			5
MIAMI CANCER INSTITUTE			5	100%	5
BAYFRONT HMA CONVENIENT CARE, LLC		2	3	60%	5
WOODHULL MEDICAL AND MENTAL HEALTH CTR		5			5
MANATEE COUNTY JAIL		4	1	20%	5
UW MEDICINE VIROLOGY LAB			5	100%	5
LAKE COUNTY DETENTION CENTER		3	2	40%	5
PRIMARY CARE WALK IN CLINIC PLLC			5	100%	5
MINUTE CLINIC DIAGNOSTIC OF MICHIGAN PC		5			5
FAMILY CARE MEDICAL CENTER			5	100%	5
EP MEDICAL EQUIPMENT PHARMACY		4	1	20%	5
HUNTERS CREEK PEDIATRICS		5			5
PUTNAM HOSPITAL CENTER LABORATORY		5			5
DICKSON MEDICAL ASSOCIATES PC PATH LAB		4	1	20%	5
MINUTECLINIC DIAGNOSTIC OF MINNESOTA		5			5
VIP WALK IN CLINIC			5	100%	5
ELITE MD GROUP INC		1	4	80%	5
MEDEXPRESS URGENT CARE MURRYSVILLE		3	2	40%	5
MINUTECLINIC MINUTECLINIC #4977		3	2	40%	5
WEST PACIFIC MEDICAL LABORATORY			5	100%	5
MEDEXPRESS URGENT CARE - STATE COLLEGE		4	1	20%	5
ELLIS HOSPITAL LABORATORY		5			5
KENILWORTH CARE & REHABILITATION CENTER			5	100%	5
SENIOR LIVING IV SUN CITY LLC		5			5
PEDIATRICS URGENT CARE, LLC			5	100%	5
PEDIATRIC URGENT HEALTH CARE			5	100%	5
MANATEE PEDIATRICS			5	100%	5
MEDEXPRESS URGENT CARE-PETERS TWP		5			5
FINLAY		1	4	80%	5
MAXHEALTH		4	1	20%	5
CAREHERE LCS- EUSTIS			5	100%	5
PRECISION LABS LLC		2	3	60%	5
PEDIATRICS OF ALTAMONTE		5			5
HILLSBOROUGH COUNTY HEALTH DEPARTMENT			5	100%	5
URGENT TEAM - HUNTSVILLE		4	1	20%	5
KEY TRAINING CENTER			5	100%	5
WESTMINSTER SHORES			5	100%	5
INFECTION CONTROL/ EMPHEALTH		3	2	40%	5
MINUTECLINIC DIAGNOSTIC OF SC, LLC #2		5			5
WAKEMED		1	4	80%	5
CRESTWOOD MEDICAL CENTER		4	1	20%	5
QUINTON MEMORIAL HEALTH CARE CENTER		5			5
FLORIDA DEPARTMENT OF HEALTH - INVERNESS		3	2	40%	5

COVID-19: testing by laboratory

Data through Jan 19, 2021 verified as of Jan 20, 2021 at 09:25 AM

Data in this report are provisional and subject to change.

The numbers in the table below represent the number of Florida and non-Florida residents for whom test results were received by the Department of Health. A person can be tested by more than one laboratory and can have both positive and negative results. **Therefore, the sum of the numbers in each column will be larger than the total number of people tested.**

Reporting lab	Inconclusive	Negative	Positive	Percent positive	Total
MINUTE CLINIC		1	4	80%	5
MINUTECLINIC DIAGNOSTIC OF GEORGIA, LL		5			5
MC DIAGNOSTIC OF CONNECTICUT PC #459		5			5
LEE MEMORIAL HEALTH SYSTEM		2	3	60%	5
TAMPA URGENT CARE			5	100%	5
MOUNT SINAI BROOKLYN LABORATORY		4	1	20%	5
COOPER HOSPITAL/UNIVERSITY MEDICAL		5			5
VIERA PEDIATRICS		1	4	80%	5
PARRISH HEALTH CENTER		5			5
MEDEXPRESS URGENT CARE-MUNCIE		5			5
NELSON BIOLOGICAL			5	100%	5
CARL R DARNALL ARMY MEDICAL CENTER			5	100%	5
ACCESS HOME HEALTH OF FLORIDA LLC		5			5
RELIANT IMMUNE DIAGNOSTICS			5	100%	5
CLEVELAND CLINIC MARTIN HEALTH NURSING & RESTORATIVE		5			5
URGENT CARE OF LONGWOOD			5	100%	5
MINUTECLINIC DIAGNOSTIC OF PENNSYLVANIA, LLD #1545		5			5
FLORIDA PREMIER MEDICAL CARE PA			5	100%	5
MINUTE-CLINIC DIAGNOSTIC OF VIRGINIA, LLC #2003		4	1	20%	5
UCF STUDENT HEALTH SERVICES LABORATORY		2	3	60%	5
BOCA BIOLISTICS LLC			5	100%	5
BLOOMINGDALE PEDIATRIC ASSOCIATES PA			5	100%	5
CORAL LANDING ASSISTED LIVING		5			5
NORTH FLORIDA PEDIATRICS JASPER			5	100%	5
BAYSHORE LABORATORY		4	1	20%	5
GATTOLINE ENTERPRISES, INC. DBA FAMILY CARE PHARMACY		2	3	60%	5
CHAMPLAIN VALLEY PHYSICIANS HOSPITAL		3	2	40%	5
URGENT MED INC		3	2	40%	5
NORTHPORT MEDICAL CENTER LAB		5			5
GUTHRIE MEDICAL GROUP LABORATORIES		5			5
DOCTORS EXPRESS OF ST PETERSBURG			5	100%	5
SUNLIFE PHARMACY		5			5
CYPRESS CREEK MEDICAL CENTER			5	100%	5
DOCS URGENT CARE		1	4	80%	5
COPELAND MEDICAL CLINIC		3	2	40%	5
PRECISION DIAGNOSTICS INC - NJ		5			5
MEDEXPRESS URGENT CARE - BATTLE CREEK		3	2	40%	5
ST JOHNS BIOMEDICAL LAB		5			5
GREENVILLE MEMORIAL HOSPITAL LAB			5	100%	5
HOLLY HILL HOME INFUSION SERVICE		5			5
LABCORP UNSPECIFIED		5			5
G & R HEALTH MART PHARMACY		4	1	20%	5
XRL SXF REF LAB		5			5
THE UNIVERSITY OF VERMONT MEDICAL CENTER		4	1	20%	5
MINUTE CLINIC DIAGNOSTIC OF VIRGINIA, LLC		5			5
Conway Lakes Health and Rehabilitation Center		5			5
LAKE CO SCHOOLS EMPLOYEE HEALTH & WELLNESS CENTER	1	3	1	20%	5

COVID-19: testing by laboratory

Data through Jan 19, 2021 verified as of Jan 20, 2021 at 09:25 AM

Data in this report are provisional and subject to change.

The numbers in the table below represent the number of Florida and non-Florida residents for whom test results were received by the Department of Health. A person can be tested by more than one laboratory and can have both positive and negative results. **Therefore, the sum of the numbers in each column will be larger than the total number of people tested.**

Reporting lab	Inconclusive	Negative	Positive	Percent positive	Total
SHEEPSHEAD BAY URGENT CARE		5			5
MCR HEALTH LAWTON CHILES ADMINISTRATION STE A		1	4	80%	5
MEASE MANOR INC		1	4	80%	5
FRUITVILLE URGENT CARE			5	100%	5
DEPARTMENT OF HEALTH AND HUMAN SERVICES LANSING			5	100%	5
Grand Villa of Dunedin			5	100%	5
TANNER MEDICAL CENTER EAST AL		5			5
RIVERVIEW ALF OPERATOR LLC			5	100%	5
INTERNAL MEDICINE & PRIMARY CARE ASSOCIATES, PLC			5	100%	5
INNOVATIVE COVID-DIVERSEY			5	100%	5
URGENT CARE COASTAL GA			5	100%	5
MINUTE CLINIC, LLC #1434		5			5
SOUTHERN OCEAN MEDICAL CENTER		5			5
BEACH HOUSE		5			5
AEL KNOXVILLE			5	100%	5
ORMOND MEDICAL ARTS		3	2	40%	5
CONCENTRA URGENT CARE		1	4	80%	5
TENDER CARE ALF		5			5
JUPITER ISLAND MEDICAL CLINIC INC		5			5
MEDEXPRESS URGENT CARE MORGANTOWN		5			5
UT SOUTHWESTERN MEDICAL CENTER			5	100%	5
MEDICAL CENTER OF BLOUNTSTOWN			5	100%	5
EAST BANK HOSPITAL - UNIVERSITY OF MINNESOTA MEDICAL CENTER			5	100%	5
DELIVER MY MEDS CORP		5			5
NEW HAMPSHIRE DEPARTMENT OF HEALTH AND HUMAN SERVICES		3	2	40%	5
DAVITA DIALYSIS		4	1	20%	5
Fouraker Hills Rehab and Nursing			5	100%	5
LONGWOOD PEDIATRICS LLC			5	100%	5
CIGNA ONSITE HEALTH LLC		1	4	80%	5
BAPTIST HEALTH - TOWN CENTER			5	100%	5
FRANCES WARDE MEDICAL LABORATORY		2	3	60%	5
MINUTECLINIC, LLC #244		4	1	20%	5
DR. PHILLIPS MEDICAL WELLNESS CENTER		3	2	40%	5
COMMUNITY HEALTH OF SOUTH FLORIDA			5	100%	5
ACCENTCARE		5			5
WATERTOWN URGENT CARE PLLC		5			5
JOSEF SCHENKER MD PC DBA CENTERS URGENT		4	1	20%	5
MEDEXPRESS URGENT CARE - IRVING		5			5
ST JOSEPH WOMENS HOSPITAL			5	100%	5
PEDIATRICS OF CENTRAL FLORIDA - POINCIANA		3	2	40%	5
DOTHAN WEST FAMILY MEDICINE		3	2	40%	5
RHODE ISLAND DEPARTMENT OF HEALTH			5	100%	5
MINUTECLINIC DIAGNOSTIC OF NEW MEXICO		5			5
THE RETREAT AT PORT ORANGE			4	100%	4
FIFTH AVENUE PEDIATRICS		3	1	25%	4
RELIANT ACUTE CARE			4	100%	4
INTERMARKET FACILITY			4	100%	4

COVID-19: testing by laboratory

Data through Jan 19, 2021 verified as of Jan 20, 2021 at 09:25 AM

Data in this report are provisional and subject to change.

The numbers in the table below represent the number of Florida and non-Florida residents for whom test results were received by the Department of Health. A person can be tested by more than one laboratory and can have both positive and negative results. **Therefore, the sum of the numbers in each column will be larger than the total number of people tested.**

Reporting lab	Inconclusive	Negative	Positive	Percent positive	Total
PM PEDIATRICS OF SELDEN		3	1	25%	4
Advanced Care Center			4	100%	4
VIERA FAMILY MEDICINE AND WELLNESS		3	1	25%	4
CAREWELL 202			4	100%	4
AHC Decatur County		4			4
MINUTECLINIC DIAGNOSTIC OF NEVADA #87		2	2	50%	4
BAPTIST HEALTH MEDICAL CENTER			4	100%	4
COURTYARD GARDENS OF BOYNTON BEACH, LLC		1	3	75%	4
FLORIDA HEALTHCARE OF ORLANDO			4	100%	4
COLLIER HMA PHYSICIAN MANAGEMENT, LLC			4	100%	4
LAKE CONWAY URGENT CARE LLC		2	2	50%	4
L3HARRIS FAMILY MEDICAL CENTER			4	100%	4
NORTHEAST ALABAMA REGIONAL MEDICAL CENTER		2	2	50%	4
FORSYTH HOUSE			4	100%	4
WESLEY CHAPEL INTERNAL MEDICINE AND PEDIATRICS			4	100%	4
Health Care Center of Jacksonville			4	100%	4
West Gate Village, LLC		4			4
PM PEDIATRICS OF BAYSIDE PLLC		4			4
ELITE MEDICAL CENTER			4	100%	4
HEALTH AND WELLNESS CENTER			4	100%	4
TARPON SPRINGS PEDIATRICS, LLC			4	100%	4
MEDEXPRESS URGENT CARE - TEAYS VALLEY		3	1	25%	4
PALM BEACH CANCER INSTITUTE			4	100%	4
MEDEXPRESS URGENT CARE, FAIRMONT		4			4
MARSHALL MEDICAL CENTER SOUTH LAB		3	1	25%	4
NIGHT LITE PEDIATRICS CENTER		1	3	75%	4
MD ANDERSON			4	100%	4
BIOTEST PLASMA CENTER		4			4
MEDEXPRESS URGENT CARE - LOGAN		4			4
MIZELL MEMORIAL HOSPITAL			4	100%	4
ADVENTHEALTH MEDICAL GROUP MULTISPECIALTY			4	100%	4
PALM HARBOR DERMATOLOGY		4			4
MEDEXPRESS URGENT CARE - KOKOMO		4			4
COMPASSION PEDIATRICS			4	100%	4
CAYUGA COUNTY HEALTH DEPARTMENT		3	1	25%	4
MD NOW MEDICAL CENTER INC			4	100%	4
MEDEXPRESS - COLLINSVILLE BELT LINE		3	1	25%	4
OVIEDO CHILDRENS HEALTH CENTER LLC		1	3	75%	4
LAKE FOREST PARK OP CO LLC		4			4
MEDEXPRESS - NEWARK		4			4
PRL NYC PANDEMIC RESPONSE LAB			4	100%	4
OCHSNER MEDICAL CENTER			4	100%	4
OHIO DEPARTMENT OF HEALTH			4	100%	4
CVS MO3087POCT CREVE COEUR		1	3	75%	4
FLORIDA HEALTH CARE PLANS STIRLING CENTER			4	100%	4
BROOKDALE SOUTHPOINT			4	100%	4
DOTHAN PEDIATRIC CLINIC			4	100%	4

COVID-19: testing by laboratory

Data through Jan 19, 2021 verified as of Jan 20, 2021 at 09:25 AM

Data in this report are provisional and subject to change.

The numbers in the table below represent the number of Florida and non-Florida residents for whom test results were received by the Department of Health. A person can be tested by more than one laboratory and can have both positive and negative results. **Therefore, the sum of the numbers in each column will be larger than the total number of people tested.**

Reporting lab	Inconclusive	Negative	Positive	Percent positive	Total
MINUTECLINIC DIAGNOSTIC OF TN PC #6363		4			4
COMPREHENSIVE CLINICAL RESEARCH, LLC			4	100%	4
MIAMI MEDICAL CONSULTANT PA			4	100%	4
MEDEXPRESS URGENT CARE - BECKLEY CROSS		3	1	25%	4
CELERION			4	100%	4
CARENOW URGENT CARE-DONELSON		3	1	25%	4
CHILDREN'S MEDICAL GROUP		4			4
SANDGATE GARDENS REHAB & NURSING CENTER		3	1	25%	4
MEDEXPRESS URGENT CARE LAVALE		4			4
Millennium Nursing & Rehab Center		4			4
MINUTECLINIC DIAG OF IND LLC #6998		3	1	25%	4
CAPE COD HOSPITAL			4	100%	4
ADVENTHEALTH MEDICAL GROUP PEDIATRIC & ADOLESCENT		3	1	25%	4
Westminster Manor		3	1	25%	4
MEDEXPRESS URGENT CARE - MOUNTAIN HOME		3	1	25%	4
SIGNATURE CARE EMERGENCY CENTER		2	2	50%	4
INTEGRATED FAMILY MEDICAL CENTER			4	100%	4
MINUTECLINIC DIAGNOSTIC OF VIRGINIA, LLC #255		4			4
MEDEXPRESS URGENT CARE - SOUTH PARKERSBURG		4			4
MINUTE CLINIC DIAGNOSTIC OF TEXAS, LLC		4			4
FLORENCE - HUNTSVILLE HOSPITAL URGENT CARE		3	1	25%	4
NOVADX		2	2	50%	4
MINUTE-CLINIC DIAGNOSTIC OF VIRGINIA, LLC #794		4			4
VRL LABORATORIES			4	100%	4
ENTRUST IMMEDIATE CARE			4	100%	4
BARBARA O'REILLY MD PA		4			4
UNION CITY MANOR NURSING CENTER		4			4
CELAL GUROL ERBAY, MD			4	100%	4
DTR LABS		3	1	25%	4
BOND & STEELE CLINIC PA D/B/A BOND CLINIC PA		4			4
NEULIFE NEUROLOGICAL SERVICES LLC			4	100%	4
ARKANSAS DEPARTMENT OF HEALTH			4	100%	4
KENTUCKY CABINET FOR HEALTH AND FAMILY SERVICES			4	100%	4
UHEALTH UNIVERSITY OF MIAMI			4	100%	4
MINUTECLINIC DIAGNOSTIC OF ILLINOIS		3	1	25%	4
VIDANT MEDICAL CENTER			4	100%	4
UNIVERSITY OF WASHINGTON MEDICAL CENTER (UWMC) EMERGENCY DEPT.			4	100%	4
MEDEXPRESS URGENT CARE HUNTINGTON		4			4
ALVARO J DANGOND MD PA		4			4
OKLAHOMA STATE UNIVERSITY DIAGNOSTIC LAB			4	100%	4
DIAGNOSTECHS		4			4
FLORIDA HOSPITAL ALTAMONTE		2	2	50%	4
MARION AND BERNARD L SAMSON NURSING CENTER			4	100%	4
SHARP MEMORIAL HOSPITAL MICROBIOLOGY DEPT			4	100%	4
Walker BaptistMedCtr		3	1	25%	4
TRIDENT BIOMETRICS		3	1	25%	4
AHEC CLINIC		1	3	75%	4

COVID-19: testing by laboratory

Data through Jan 19, 2021 verified as of Jan 20, 2021 at 09:25 AM

Data in this report are provisional and subject to change.

The numbers in the table below represent the number of Florida and non-Florida residents for whom test results were received by the Department of Health. A person can be tested by more than one laboratory and can have both positive and negative results. **Therefore, the sum of the numbers in each column will be larger than the total number of people tested.**

Reporting lab	Inconclusive	Negative	Positive	Percent positive	Total
MEDEXPRESS URGENT CARE - BLUEFIELD		3	1	25%	4
CARE ONE PRIMARY CARE			4	100%	4
MAIN STREET MEDICAL CENTER OF CRESTVIEW PA		1	3	75%	4
OMNICARE PHARMACY OF TEXAS 1		4			4
MEMORIAL HEALTH CARE SYSTEMS			4	100%	4
ST. MARY'S HOSPITAL			4	100%	4
BIG BEND HOSPICE INC		4			4
WHITE WILSON MEDICAL CENTER NEPHROLOGY			4	100%	4
MEDEXPRESS URGENT CARE - TARENTUM		4			4
A & R RESEARCH GROUP			4	100%	4
SANFORD SOUTH UNIVERSITY		4			4
SOMA MEDICAL CENTER # 4		2	2	50%	4
MINUTECLINIC DIAGNOSTIC OF NORTH CAROLINA PC #5341		3	1	25%	4
APEX HOME HEALTH CARE		4			4
Sunrise Health and Rehabilitation Center			4	100%	4
CVS MINUTE CLINIC DIAGNOSTIC MED GRP OF SAN		2	2	50%	4
WALGREENS #07034		4			4
GUTHRIE MEDICAL GROUP - CORNING		3	1	25%	4
PELICAN LANDING		1	3	75%	4
ORLANDO FAMILY MEDICAL INC		4			4
MINUTECLINIC DIAGNOSTIC OF TN PC #6435		4			4
MEDEXPRESS URGENT CARE - WEIRTON		4			4
PEACEHEALTH LABORATORIES		3	1	25%	4
MC DIAGNOSTIC OF CONNECTICUT, PC #1966		4			4
HAMPTON ALF AT 24TH ROAD LLC			4	100%	4
PRIMECARE		2	2	50%	4
MEDEXPRESS URGENT CARE - MARKHAM STREE		3	1	25%	4
MEDEXPRESS URGENT CARE - CULPEPER		4			4
NAVAL MEDICAL CENTER SAN DIEGO			4	100%	4
MC DIAGNOSTIC OF CONNECTICUT, PC #1043		4			4
MINUTECLINIC, LLC #1796		3	1	25%	4
BAYFRONT MEDICAL			4	100%	4
ENCOMPASS HOME HEALTH		4			4
ST JOSEPHS CHILDRENS OUTREACH			4	100%	4
SIGNATURE CARE MONTROSE		2	2	50%	4
LIFE CARE HOME HEALTH SERVICES LLC		1	3	75%	4
MINUTECLINIC DIAGNOSTICS OF IND, LLC		4			4
OKLAHOMA STATE DEPARTMENT OF HEALTH-PUBLIC HEALTH LABORATORY			4	100%	4
URGENT CARE - OCONEE		2	2	50%	4
EXPRESS TESTING-ONE			4	100%	4
KETTERING HEALTH			4	100%	4
SOMA MEDICAL CENTER, PA #4 FLORIDA MANGO			4	100%	4
HEALTHY MINORS PEDIATRIC URGENT CARE		4			4
PHYSICIANS QUALITY CARE			4	100%	4
BAYLOR ESOTERIC AND MOLECULAR LAB			4	100%	4
ESTATES MEDICAL CENTER INC			4	100%	4
GUIDEWELL EMERGENCY MEDICINE DOCTORS LLC			4	100%	4

COVID-19: testing by laboratory

Data through Jan 19, 2021 verified as of Jan 20, 2021 at 09:25 AM

Data in this report are provisional and subject to change.

The numbers in the table below represent the number of Florida and non-Florida residents for whom test results were received by the Department of Health. A person can be tested by more than one laboratory and can have both positive and negative results. **Therefore, the sum of the numbers in each column will be larger than the total number of people tested.**

Reporting lab	Inconclusive	Negative	Positive	Percent positive	Total
NEMOURS CHILDREN'S CLINIC			4	100%	4
CLAY PRIMARY & FAMILY CARE LLC			4	100%	4
LABS PLUS LLC		4			4
FCHC (OB)-DARWIN SQUARE CTR.			4	100%	4
MEDEXPRESS - NEW CASTLE, DUPONT HWY		4			4
LEMOYNE COLLEGE WELLNESS CENTER FOR		4			4
ACCENT PHYSICIAN SPECIALISTS PA		4			4
SOUTHWESTERN REGIONAL MEDICAL CENTER - TULSA		4			4
FLORIDA CLINICAL LABORATORY - BIOREFERENCE LABORATORIES		2	2	50%	4
THONOTOSASSA COMMUNITY HEALTH CENTER		1	3	75%	4
FHCP – ORMOND BEACH			4	100%	4
MINUTECLINIC DIAG OF IND LLC #8651		3	1	25%	4
Avalon Healthcare and Rehabilitation Center			4	100%	4
THE LITTLE CLINIC			4	100%	4
MEDEXPRESS URGENT CARE - MT LEBANON		3	1	25%	4
MINUTECLINIC #2860		3	1	25%	4
MINUTECLINIC DIAGNOSTIC OF OKLAHOMA		3	1	25%	4
PANCARE HEALTH YOUNGSTOWN			4	100%	4
MINUTECLINIC DIAGNOSTIC OF LOUISIANA,		3	1	25%	4
AFFINITY URGENT CARE			4	100%	4
Grace Rehabilitation of Vero Beach		4			4
RPC@HODGES			4	100%	4
MEDEXPRESS URGENT CARE - PRINCETON		4			4
DEPARTMENT OF HEALTH AND HUMAN SERVICES STATE OF NEW HAMPSHIRE			4	100%	4
SOUTH FLORIDA FAMILY HEALTH & RESEARCH CTR			4	100%	4
REFUGE A HEALING PLACE, THE			4	100%	4
MINUTE CLINIC OF KANSAS PA		1	3	75%	4
MIAMI COMMUNITY HEALTH CENTER INC		1	3	75%	4
FLAGLER HEALTH SERVICES INC			4	100%	4
TERRACINA LLC			4	100%	4
EAST HILL PHARMACY		3	1	25%	4
CAREATC, INC.			4	100%	4
CONSULATE HEATH CARE AT WEST ALTAMONTE			4	100%	4
COVENIENT CARE MEDICAL CLINIC			4	100%	4
MEDICINE SHOPPE #1306 THE		3	1	25%	4
MINUTECLINIC, LLC #03965		4			4
Park Ridge Nursing Center		3	1	25%	4
CDRX INFUSION			4	100%	4
ARCPPOINT LABS OF FORT LAUDERDALE, FL CENTRAL		1	3	75%	4
MINUTECLINIC DIAGNOSTIC OF VIRGINIA, LLC #1656		4			4
SONIC REFERENCE LABORATORY			4	100%	4
SOUTHERN LABORATORY SERVICES OF NWF		4			4
MC DIAGNOSTIC OF CONNECTICUT, PC # 257		3	1	25%	4
LATCHER LABORATORY OF A O FOX MEMORIAL		2	2	50%	4
PENSACOLA PEDIATRICS MILTON			4	100%	4
CVS MINUTE CLINIC, LLC #22		3	1	25%	4
BENEVA LAKES HEALTHCARE & REHAB CENTER			4	100%	4

COVID-19: testing by laboratory

Data through Jan 19, 2021 verified as of Jan 20, 2021 at 09:25 AM

Data in this report are provisional and subject to change.

The numbers in the table below represent the number of Florida and non-Florida residents for whom test results were received by the Department of Health. A person can be tested by more than one laboratory and can have both positive and negative results. **Therefore, the sum of the numbers in each column will be larger than the total number of people tested.**

Reporting lab	Inconclusive	Negative	Positive	Percent positive	Total
WYOMING PUBLIC HEALTH LAB			4	100%	4
PHYSICIANS REGIONAL MEDICAL CTR - COLLIER BLVD			4	100%	4
ORLANDO ORTHOPAEDIC OUTPATIENT SURGERY CENTER		1	3	75%	4
MC DIAGNOSTIC OF CONNECTICUT , PC # 3		2	2	50%	4
MEDEXPRESS URGENT CARE - FREDERICK		4			4
Calusa Harbour			4	100%	4
CVS MINUTE CLINIC DIAGNOSTIC PA #3060		3	1	25%	4
PHYSICIANS IMMEDIATE CARE AURORA			4	100%	4
MEDEXPRESS URGENT CARE - YORK		1	3	75%	4
PARADIGM LABORATORIES			4	100%	4
A AND R RESEARCH GROUP LLC		2	2	50%	4
BELLIN HEALTH LAB		1	3	75%	4
CAPTAIN JAMES A. LOVELL FEDERAL HEALTHCARE CENTER			4	100%	4
Heartland of Boynton Beach			4	100%	4
DYNACARE LABORATORIES			4	100%	4
MINUTECLINIC DIAGNOSTIC OF TN PC #643		2	2	50%	4
BARTON MEMORIAL HOSPITAL		3	1	25%	4
NORTHDAL REHABILITATION CENTER			4	100%	4
SJH			4	100%	4
PANCARE HEALTH - PONCE DE LEON			4	100%	4
FISHERMEN'S HOSPITAL			4	100%	4
DISCOVERY VILLAGE AT DEERWOOD			4	100%	4
SIMEDHEALTH LLC		2	2	50%	4
BROWNE MEDICAL LLC		3	1	25%	4
GENUS DIAGNOSTICS			4	100%	4
EP LTC PHARMACY		3	1	25%	4
MD NOW URGENT CARE - DELRAY WEST			4	100%	4
VENICE GREEN VILLAGE		3	1	25%	4
LAFAYETTE NURSING AND REHAB			4	100%	4
COASTAL COMPLETE CARE			4	100%	4
CARENOW URGENT CARE - WINTER SPRINGS		3	1	25%	4
WILLIAM A HINTON STATE LABORATORY INSTITUTE		1	3	75%	4
REMISE OCCUPATIONAL HEALTH SOLUTIONS INC			4	100%	4
MINUTE CLINIC LLC #2775		4			4
FAMILY MEDICINE AT WATERMAN		4			4
LEON MEDICAL CENTERS, LLC			4	100%	4
IMIC INC RESEARCH			4	100%	4
MEDEXPRESS URGENT CARE - CLARKSBURG		4			4
CVA MINUTE CLINIC DIAGNOSTIC OF VIRGINIA, LLC		4			4
ST BARNABAS HOSPITAL		4			4
VITRO MOLECULAR LABORATORIES			4	100%	4
MINUTECLINIC MINUTECLINIC #8505		2	2	50%	4
THE DOCTORS CENTER HEALTHCARE-SOUTHSIDE		1	3	75%	4
DEPARTMENT OF HEALTH/ NEW YORK			4	100%	4
MEDEXPRESS URGENT CARE - MBURG COMMONS		4			4
CRESTAR LABS		2	2	50%	4
BOONE DRUG & HEALTHCARE AT DEERFIELD			4	100%	4

COVID-19: testing by laboratory

Data through Jan 19, 2021 verified as of Jan 20, 2021 at 09:25 AM

Data in this report are provisional and subject to change.

The numbers in the table below represent the number of Florida and non-Florida residents for whom test results were received by the Department of Health. A person can be tested by more than one laboratory and can have both positive and negative results. **Therefore, the sum of the numbers in each column will be larger than the total number of people tested.**

Reporting lab	Inconclusive	Negative	Positive	Percent positive	Total
MINUTECLINIC DIAGNOSTIC OF TN PC #442		4			4
MEMORIAL HEALTHCARE SYSTEM		1	3	75%	4
CENTERPLACE HEALTH, INC			4	100%	4
CAPITAL HEALTH LABORATORY INC			4	100%	4
ADVENTHEALTH NEW SMYRNA BEACH COMMUNITY HEALTH			4	100%	4
DEVEREUX FLORIDA CHILDRENS CENTER			4	100%	4
MINUTECLINIC DIAGNOSTIC OF VIRGINIA		4			4
FLORIDA HEART AND VASCULAR			4	100%	4
BIRMINGHAM VAMC		1	3	75%	4
GENEVA GENERAL HOSPITAL LABORATORY		3	1	25%	4
MINUTE CLINIC DIAGNOSTIC OF PENNSYLVANIA		4			4
CARENOW URGENT CARE-HERMITAGE			4	100%	4
HELIX KH UC			4	100%	4
FLORIDA CANCER SPECIALISTS AND RESEARCH		2	2	50%	4
MARSHFIELD LABORATORIES			4	100%	4
VITAL CARE URGENT CARE			4	100%	4
REHABILITATION CENTER OF WINTER PARK,THE			4	100%	4
MEDEXPRESS URGENT CARE PLEASANT HILLS		3	1	25%	4
MEDEXPRESS URGENT CARE - FORT WORTH S		3	1	25%	4
NORTH DADE NURSING AND REHABILITATION CENTER			4	100%	4
BRIDGE DIAGNOSTICS			4	100%	4
DYNAMIC HEALTH CENTERS INC		2	2	50%	4
CLINICAL LABORATORIES OF THE BUFFALO		3	1	25%	4
ORLANDO FAMILY MEDICINE		1	3	75%	4
DES PLAINES CLINICAL LAB		2	2	50%	4
MAILBOX DIAGNOSTICS		2	2	50%	4
PHYSICIANS IMMEDIATE CARE ELGIN			4	100%	4
ABSOLUTE HEALTH		4			4
REDMED OF CROSSTOWN		1	3	75%	4
FLORIDA SCHOOL FOR THE DEAF AND THE BLIND			4	100%	4
NEWPATH DIAGNOSTICS		4			4
SunTerrace Health Care Center		3	1	25%	4
TRUE HEALTH- HOFFNER		3	1	25%	4
COMPUNET CLINICAL LAB			4	100%	4
ADVENT HEALTH - TUSKAWILLA		4			4
LAKE MARY HEALTH AND REHABILITATION CENTER		1	3	75%	4
WIREGRASS MEDICAL CENTER			4	100%	4
DISCOVERY VILLAGE AT STUART		1	3	75%	4
SOUTHEASTERN REGIONAL MEDICAL CENTER			4	100%	4
BARONESS ERLANGER HOSPITAL		3			3
JACKSON SOUTH COMMUNITY HOSPITAL LAB			3	100%	3
CP/AIG PENSACOLA DEVELOPMENT LLC		3			3
SURETOX LABORATORY LLC		2	1	33%	3
Mill Valley Care Center		3			3
VELOCITY CARE			3	100%	3
MILLENNIA ADVANCED SCIENTIFIC LLC			3	100%	3
THE CLINIC OF PEDIATRICS & GI MEDICINE, INC			3	100%	3

COVID-19: testing by laboratory

Data through Jan 19, 2021 verified as of Jan 20, 2021 at 09:25 AM

Data in this report are provisional and subject to change.

The numbers in the table below represent the number of Florida and non-Florida residents for whom test results were received by the Department of Health. A person can be tested by more than one laboratory and can have both positive and negative results. **Therefore, the sum of the numbers in each column will be larger than the total number of people tested.**

Reporting lab	Inconclusive	Negative	Positive	Percent positive	Total
KINDRED HOSPITAL OCALA		2	1	33%	3
BROOKDALE SENIOR LIVING			3	100%	3
ST. LUKE'S HOSPITAL - BETHLEHEM CAMPUS		1	2	67%	3
CVS MINUTE CLINIC DIAGNOSTIC OF TEXAS		3			3
MINUTECLINIC DIAG OF IND, LLC #6483		1	2	67%	3
TIEHH BIOTERRORISM RESPONSE LAB			3	100%	3
LITTLE SPURS PEDIATRIC URGENT CARE		1	2	67%	3
ST. PETERSBURG PEDIATRICS			3	100%	3
BROOKDALE NEW PORT RICHEY			3	100%	3
FLORIDA HOSPITAL LABORATORIES		3			3
BRANDON REGIONAL EMERGENCY CTR			3	100%	3
CVS TX7821POCT LEAGUE CITY		3			3
LOUISIANA DEPT. OF HEALTH AND HOSPITALS-INFECTIOUS DISEASE EPI SECTION			3	100%	3
Westside Terrace		3			3
NORTHWEST FLORIDA CLINICAL LAB		1	2	67%	3
FHPG FAMILY MEDICAL CENTER OF TAMPA BAY		1	2	67%	3
GREATER MOBILE URGENT CARE – SPRINGHILL			3	100%	3
DIXIE COUNTY EMERGENCY SERVICES			3	100%	3
GARCIA MORALES NELSON			3	100%	3
SIGNATURE URGENT CARE			3	100%	3
MEDEXPRESS URGENT CARE-SCOTT TOWNSHIP		3			3
SHANDS AT LAKE SHORE LAB		1	2	67%	3
Hunterdon Medical Center Laboratory		3			3
SUN TERRACE HEALTH CARE CENTER			3	100%	3
ADVENTHEALTH SEBRING- INFECTION CONTROL DEPARTMENT			3	100%	3
LIFEHOPE LABS			3	100%	3
COOPER UNIVERSITY HOSPITAL LABORATORY		2	1	33%	3
WINTER PARK INTERNAL MEDICINE MD PA		2	1	33%	3
TAYLOR MANOR		1	2	67%	3
LISTENING DOCTOR PLLC, THE			3	100%	3
GYN PATH SERVICES			3	100%	3
FAMILY MEDICINE MEDICAL DRIVE		3			3
BROOKDALE OAKBRIDGE		1	2	67%	3
MINUTECLINIC, LLC #1431		2	1	33%	3
MEDEXPRESS URGENT CARE - WILKES BARRE		2	1	33%	3
MEDEXPRESS URGENT CARE - WALDORF, CRAIN HWY		3			3
SCHIFF CENTER FOR LIVER DISEASES		1	2	67%	3
DEPARTMENT OF PATHOLOGY ROME MEMORIAL		3			3
VICAR'S LANDING NURSING HOME		2	1	33%	3
ALLIED PHYSICIANS GROUP PLLC		3			3
SMOKY MOUNTAIN URGENT CARE AND FAMILY MEDICINE CENTER			3	100%	3
MPG JACKSONVILLE ATLANTIC BLVD		1	2	67%	3
CORTLAND REGIONAL MEDICAL CENTER		3			3
BRADENTON PHYSICIAN MEDICAL CENTER			3	100%	3
AMERICAN SCIENTIFIC LABORATORIES LLC			3	100%	3
MADISON COUNTY HEALTH DEPARTMENT		3			3
MEDEXPRESS URGENT CARE-HERSHEY		2	1	33%	3

COVID-19: testing by laboratory

Data through Jan 19, 2021 verified as of Jan 20, 2021 at 09:25 AM

Data in this report are provisional and subject to change.

The numbers in the table below represent the number of Florida and non-Florida residents for whom test results were received by the Department of Health. A person can be tested by more than one laboratory and can have both positive and negative results. **Therefore, the sum of the numbers in each column will be larger than the total number of people tested.**

Reporting lab	Inconclusive	Negative	Positive	Percent positive	Total
CRANES VIEW LODGE			3	100%	3
GULF COAST PEDIATRICS OF SARASOTA PA		1	2	67%	3
WINDER NURSING INC DBA WINDER HEALTH CARE		3			3
NEWSTAR MEDICAL LABORATORIES		3			3
THOMAS LANGLEY			3	100%	3
LEWIS COUNTY MANOR		3			3
EXPRESS CARE OF TAMPA BAY LLC		2	1	33%	3
NORTHCREST MEDICAL CENTER		1	2	67%	3
HILLVIEW LABORATORY			3	100%	3
CVS TN2179POCT MURFREESBORO		3			3
MEDEXPRESS URGENT CARE - WHEELING		2	1	33%	3
ORLANDO REGIONAL HEALTH SERVICES		1	2	67%	3
AVANTE INVERNESS		1	2	67%	3
JOHNNIE RUTH CLARKE LAB			3	100%	3
ASPEN VALLEY HOSPITAL			3	100%	3
MEDEXPRESS URGENT CARE - SUMMERSVILLE, WEBSTER RD		3			3
CAREWELL URGENT CARE			3	100%	3
SUMNER REGIONAL MEDICAL CENTER		2	1	33%	3
HARLEM HOSPITAL CENTER		3			3
MONTANA DEPARTMENT OF PUBLIC HEALTH & HUMAN SERVICES			3	100%	3
ADVENT HEALTH - TIMBERRIDGE ER		2	1	33%	3
WILSON PEDIATRICS			3	100%	3
CULLMAN REGIONAL URGENT CARE		2	1	33%	3
KEY WEST URGENT CARE, INC		3			3
WELLMED AT APOLLO BEACH BLVD		1	2	67%	3
REGIONAL MEDICAL LAB			3	100%	3
MINUTE CLINIC DIAGNOSTIC OF TN PC #64		3			3
PHYSICIANS URGENT CARE BERRY FARMS		2	1	33%	3
CENTRAL DUPAGE HOSPITAL			3	100%	3
FELICIDAD MEDICAL CENTER INC			3	100%	3
KIMBERLY J HENDERSON MD PC		2	1	33%	3
LIZS ADULT CARE		3			3
Bethany Health and Rehab		3			3
CAMPAZZI CONCIERGE MEDICAL SERVICES		2	1	33%	3
SEMINOLE FAMILY HEALTH CENTER		3			3
SISD EMPLOYEE HEALTH CLINIC			3	100%	3
AUSTIN PUBLIC HEALTH			3	100%	3
FHPG TAMPA PRIMARY CARE			3	100%	3
HELIX MEDICAL CENTERS		1	2	67%	3
NORTHERN LIGHT LABORATORY		1	2	67%	3
GLADES COUNTY DETENTION CENTER			3	100%	3
MID FLORIDA CLINICAL LABORATORY		2	1	33%	3
BETTERMED URGENT CARE			3	100%	3
GENTLE HANDS MOBILE PHLEBOTOMY			3	100%	3
GRAND VILLA OF ORMOND BEACH		2	1	33%	3
PALM BAY URGENT CARE PL		1	2	67%	3
PINELLAS PARK HEALTH CENTER - PINELLAS CHD		1	2	67%	3

COVID-19: testing by laboratory

Data through Jan 19, 2021 verified as of Jan 20, 2021 at 09:25 AM

Data in this report are provisional and subject to change.

The numbers in the table below represent the number of Florida and non-Florida residents for whom test results were received by the Department of Health. A person can be tested by more than one laboratory and can have both positive and negative results. **Therefore, the sum of the numbers in each column will be larger than the total number of people tested.**

Reporting lab	Inconclusive	Negative	Positive	Percent positive	Total
BEEBE MEDICAL CENTER LABORATORY		3			3
MEDLAB INC		3			3
SPARROW CENTRAL LAB			3	100%	3
LIFE CARE CENTER OF SKAGIT VALLEY		3			3
FAMILY TREE MEDICAL GROUP PA		2	1	33%	3
MINUTECLINIC DIAGNOSTIC OF WISCONSIN,		3			3
PPD - IXLAYER		3			3
LEE CONVENIENT CARE AT SUMMERLIN			3	100%	3
CELEBRATION PEDIATRICS PA			3	100%	3
ESCO DRUG CO INC		3			3
MEDEXPRESS URGENT CARE - RICHMOND, W BROAD ST		3			3
FLORIDA HOSPITAL PHYSICIANS GROUP		1	2	67%	3
ST. PETERSBURG PEDIATRICS- 38TH AVENUE			3	100%	3
CLEARWATER		2	1	33%	3
CVS MINUTE CLINIC DIAG OF IND LLC #5206		2	1	33%	3
OHIO DEPARTMENT OF HEALTH LABORATORY		2	1	33%	3
MINUTECLINIC DIAGNOSTIC OF ILLINOIS LL		3			3
MEDEXPRESS URGENT CARE- FORT WORTH N T		3			3
PLEASANTVILLE OF SEBASTIAN LLC			3	100%	3
CELEBRATION PEDIATRICS			3	100%	3
MEDICAL CENTER ENTERPRISE			3	100%	3
HELIX LW UC		1	2	67%	3
MINUTECLINIC DIAGNOSTIC OF NORTH CAROLINA PC #7054		3			3
NORTHSIDE HOSPITAL ATLANTA		3			3
MONTEFIORE MEDICAL CENTER LABS MONTEFIORE		2	1	33%	3
TERRACE OF ST CLOUD, THE		2	1	33%	3
ADRIANA M CASTRO MD PA		3			3
FAMILY MEDICINE AT WINTER PARK			3	100%	3
US SPECIALTY LABS			3	100%	3
PRISMA HEALTH MIDLANDS			3	100%	3
INSPIRA MEDICAL CENTER VINELAND LAB		2	1	33%	3
APEX CLINICAL LABORATORIES INC		3			3
MEDEXPRESS URGENT CARE MARTINSBURG		2	1	33%	3
SOUTH COUNTY MENTAL HEALTH CENTER INC			3	100%	3
SUMMIT MEDICAL GROUP – WEST ORANGE		3			3
PATHOLOGY REFERENCE LAB LLC			3	100%	3
BAPTIST OUTPATIENT SERVICES			3	100%	3
PATIENT FIRST - ALLENTOWN			3	100%	3
ST. CLOUD PHARMACY AND WELLNESS CENTER		3			3
HARBORCHASE OF STUART			3	100%	3
AVANTE AT ORMOND BEACH INC			3	100%	3
MINUTECLINIC, DIAGNOSTIC OF TEXAS, LL		3			3
IOWA DEPARTMENT OF PUBLIC HEALTH			3	100%	3
ACL LABORATORIES INDUSTRIAL TOXICOLOGY			3	100%	3
MEDICAL UNIVERSITY SC HOSPITAL			3	100%	3
HAVEN CUSTEAD CARE CENTER			3	100%	3
TAMPA		1	2	67%	3

COVID-19: testing by laboratory

Data through Jan 19, 2021 verified as of Jan 20, 2021 at 09:25 AM

Data in this report are provisional and subject to change.

The numbers in the table below represent the number of Florida and non-Florida residents for whom test results were received by the Department of Health. A person can be tested by more than one laboratory and can have both positive and negative results. **Therefore, the sum of the numbers in each column will be larger than the total number of people tested.**

Reporting lab	Inconclusive	Negative	Positive	Percent positive	Total
MANORCARE NURSING & REHABILITATION CENTER-NAPLES		3			3
MONTANA PUBLIC HEALTH LAB			3	100%	3
CVS OH6123POCT CINCINNATI		2	1	33%	3
NOVANT HEALTH PRESBYTERIAN		2	1	33%	3
Rutgers Health Rwj University Hospital - Laboratory		2	1	33%	3
ADVENTHEALTH CENTRA CARE PONCIANA			3	100%	3
HEALTHCARE NETWORK OF SOUTHWEST FLORIDA			3	100%	3
MEDEXPRESS URGENT CARE-CHIPPEWA		2	1	33%	3
COASTAL LABORATORIES OF FLORIDA			3	100%	3
MINUTE CLINIC LLC #5706		2	1	33%	3
STATCARE URGENT & WALK IN MEDICAL CARE		2	1	33%	3
UNC HOSPITAL/MCLENDON CLINICAL LABORATORIES			3	100%	3
KISSIMMEE URGENT CARE		3			3
MONROE COUNTY DEPT OF PUBLIC HEALTH ST		3			3
BRENTWOOD SENIOR LIVING AT ST PETE			3	100%	3
ADVENT HEALTH - WESTCHASE ER			3	100%	3
OHIO CVS STORES		3			3
MEDEXPRESS URGENT CARE - WAXAHACHIE, N HIGHWAY 77		1	2	67%	3
MARION COUNTY FIRE RESCUE		3			3
ONslow MEMORIAL HOSPITAL LABORATORY		3			3
MEDFIRST URGENT CARE			3	100%	3
WEST TN HEALTH MED NORTH		3			3
Gulfport Rehabilitation Center			3	100%	3
PUBLIC HEALTH TRUST OF MIAMI DADE COUNTY			3	100%	3
MEDEXPRESS URGENT CARE, CHAMBERSBURG		2	1	33%	3
ORCHID COVE DAYTONA			3	100%	3
BETH ISRAEL MEDICAL CENTER LABS		3			3
PINELLAS POINT NURSING AND REHAB			3	100%	3
HOUSTON METHODIST HOSPITAL			3	100%	3
MINUTECLINIC DIAG OF IND LLC #6840		3			3
TRUE HEALTH - LAKE UNDERHILL		3			3
HUNT CLUB MEDICAL CARE			3	100%	3
MINUTECLINIC, LLC #5707		3			3
EMORY BENNETT VETERANS NURSING HOME		3			3
TARRANT COUNTY PUBLIC HEALTH		3			3
SUNRISE SENIOR LIVING OF JACKSONVILLE			3	100%	3
BOLING, STEPHANIE		3			3
LEXINGTON MEDICAL CENTER		1	2	67%	3
SANFORD MOBILE LAB			3	100%	3
MED FUSION			3	100%	3
PEDIATRICS IN BREVARD-COCOA BEACH		2	1	33%	3
MEDEXPRESS URGENT CARE - WICHITA, S SENECA ST		1	2	67%	3
WALGREENS #07502		3			3
State Lab Unspecifd			3	100%	3
MORGAN STANLEY HEALTH CENTER		3			3
LUVERNE HEALTH AND REHABILITATION		3			3
NYC PUBLIC HEALTH LABS			3	100%	3

COVID-19: testing by laboratory

Data through Jan 19, 2021 verified as of Jan 20, 2021 at 09:25 AM

Data in this report are provisional and subject to change.

The numbers in the table below represent the number of Florida and non-Florida residents for whom test results were received by the Department of Health. A person can be tested by more than one laboratory and can have both positive and negative results. **Therefore, the sum of the numbers in each column will be larger than the total number of people tested.**

Reporting lab	Inconclusive	Negative	Positive	Percent positive	Total
CALIFORNIA DEPARTMENT OF PUBLIC HEALTH			3	100%	3
UNIVERSITY OF MIAMI / SCCC RESEARCH LABORATORY			3	100%	3
MINUTECLINIC DIAGNOSTIC MED GRP OF SAN		3			3
MICHIGAN HEALTH CLINIC LABORATORIES		2	1	33%	3
ANN STORCK CENTER INC		3			3
ABBOTT DIAGNOSTICS			3	100%	3
Centrastate Medical Center		2	1	33%	3
CARENOW-ATASCOCITA			3	100%	3
TMH PHYSICIAN PARTNERS BLOUNTSTOWN			3	100%	3
WYOMING DEPT OF HEALTH			3	100%	3
MINUTECLINIC LLC (1435)		3			3
COVID PROCESSING SITE			3	100%	3
JOHN T MACKAY MD			3	100%	3
ALLIANCE FOR MULTISPECIALTY RESEARCH		3			3
Cleveland Clinic Weston			3	100%	3
NEOGENOMICS LABORATORIES, INC		3			3
REELFOOT FAMILY WALK IN CLINIC		2	1	33%	3
FOX FAMILY PRACTICE		3			3
DACH MAIN LAB			3	100%	3
VA OUTPATIENT CLINIC-NEW PORT RICHEY			3	100%	3
PREMIER CLINICAL RESEARCH INSTITUTE INC			3	100%	3
Life Care Center of Orlando			3	100%	3
ROANE MEDICAL CENTER		2	1	33%	3
CVS NC3516POCT WINSTON SALEM		3			3
LEESBURG COMMUNITY HEALTH CENTERS			3	100%	3
Bainbridge Health and Rehab		3			3
SCIENTIFIC LABORATORY DIVISION			3	100%	3
MINUTECLINIC LLC #5176			3	100%	3
ADVANCED PEDIATRICS OF BOCA LLC			3	100%	3
ROAN DRUG COMPANY LLC		3			3
TIFTON CARECONNECT URGENT CARE			3	100%	3
MINUTECLINIC DIAGNOSTIC OF MICHIGAN, P		3			3
TMH PHYSICIAN PARTNERS SOUTHWOOD			3	100%	3
CVS SC3838POCT ANDERSON		3			3
NORTH DAKOTA DEPT OF HEALTH MICROBIOLOGY		1	2	67%	3
MINUTECLINIC DIAGNOSTIC OF MAINE, LLC		2	1	33%	3
MARYLAND STATE DEPT OF HEALTH	2		1	33%	3
CVS MINUTE CLINIC DIAGNOSTIC		3			3
NITIN BAWA PROFESSIONAL ASSOCIATES			3	100%	3
MORTON PLANT NORTH BAY HOSPITAL			3	100%	3
DEACONESS HOSPITAL			3	100%	3
PANCARE HEALTH - ALTHA PUBLIC			3	100%	3
MUNSON MEDICAL CENTER			3	100%	3
CULLMAN REGIONAL MEDICAL CENTER		2	1	33%	3
NORTH PINELLAS CHILDRENS MEDICAL CENTER INC			3	100%	3
SUMTER COUNTY HEALTH DEPARTMENT			3	100%	3
CARENOW URGENT CARE - CENTRAL AUSTIN			3	100%	3

COVID-19: testing by laboratory

Data through Jan 19, 2021 verified as of Jan 20, 2021 at 09:25 AM

Data in this report are provisional and subject to change.

The numbers in the table below represent the number of Florida and non-Florida residents for whom test results were received by the Department of Health. A person can be tested by more than one laboratory and can have both positive and negative results. **Therefore, the sum of the numbers in each column will be larger than the total number of people tested.**

Reporting lab	Inconclusive	Negative	Positive	Percent positive	Total
ADVICE FOR OPTIMAL WELLNESS, INC			3	100%	3
MEDICAL SERVICES OF AMERICA HOME HEALTH		3			3
NEMOURS CHILDRENS PRIMARY CARE MAITLAND			3	100%	3
WATSON THERAPEUTICS INC			3	100%	3
LAHEY CLINIC MEDICAL CENTER			3	100%	3
ST MARYS MEDICAL CENTER			3	100%	3
HARBOUR'S EDGE		2	1	33%	3
MEDIC INFUSION PA		3			3
CTRS			3	100%	3
STRINGFELLOW MEMORIAL HOSPITAL		3			3
QUATRACOR PLLC		3			3
LONG ISLAND UNIVERSITY - POST CAMPUS		3			3
VIRTUA MEMORIAL HOSPITAL BURLINGTON COUNTY		1	2	67%	3
ACCESS HEALTH CARE		2	1	33%	3
OPENTRONS PRL		2	1	33%	3
QUEST DIAGNOSTICS PSC			3	100%	3
MEDEXPRESS URGENT CARE GREENSBURG		2	1	33%	3
PEDIATRICS BY THE SEA JOG RD OFFICE			3	100%	3
MINUTECLINIC DIAGNOSTIC OF TN PC #240		3			3
Rosedale Green		3			3
OPTUM PRIMARY CARE - SILVER LAKES			3	100%	3
THE PATHOLOGY LABORATORY		1	2	67%	3
CGH MEDICAL CENTER			3	100%	3
SEBRING PEDIATRICS LLC			3	100%	3
MERCY URGENT CARE			3	100%	3
CVS HEALTH MINUTE CLINIC			3	100%	3
BAPTIST PRIMARY CARE, INC.		2	1	33%	3
ASCENDI HOME HEALTH AGENCY INC			3	100%	3
PARRISH MEDICAL CENTER-WAIVED TESTING		3			3
PEDIATRICS AND ADOLESCENT MEDICINE		2	1	33%	3
ADULT MEDICINE OF LAKE COUNTY INC			3	100%	3
NORTH SHORE HOSP. INFECTION CONTROL			3	100%	3
MINUTECLINIC, LLC #7139		3			3
MEASE CONTINUING CARE		1	2	67%	3
PROPATH			3	100%	3
ADVENT HEALTH - CENTRAL PASCO ER			3	100%	3
MOBIL LAB FOR ALL INC		3			3
NORTHSIDE HOSPITAL		2	1	33%	3
SIGNATURE CARE PFLUGERVILLE			3	100%	3
RICHMOND CITY DEPARTMENT OF PUBLIC HEALTH			3	100%	3
ELITE PRIMARY CARE OF WAYCROSS			3	100%	3
RAPID CITY RUGENT CARE			3	100%	3
PROHEALTH PRIMARY CARE - GLEN OAKS		3			3
RIVER CITY MEDICAL ASSOCIATES INC			3	100%	3
MOULTRIE CREEK NURSING AND REHAB			3	100%	3
ADVANCED HEART CARE OF SOUTH FLORIDA		3			3
MEDEXPRESS URGENT CARE-ARLINGTON		2	1	33%	3

COVID-19: testing by laboratory

Data through Jan 19, 2021 verified as of Jan 20, 2021 at 09:25 AM

Data in this report are provisional and subject to change.

The numbers in the table below represent the number of Florida and non-Florida residents for whom test results were received by the Department of Health. A person can be tested by more than one laboratory and can have both positive and negative results. **Therefore, the sum of the numbers in each column will be larger than the total number of people tested.**

Reporting lab	Inconclusive	Negative	Positive	Percent positive	Total
MINUTECLINIC DIAG OF IND, LLC #2387		3			3
CVS TN5601POCT LENOIR CITY		3			3
ALLIANCE LABS @LRMC			3	100%	3
CVS GA2470POCT CANTON		3			3
MINUTE CLINIC DIAGNOSTIC OF SOUTH CAROLINA		2	1	33%	3
TREASURE COAST PEDIATRICS PA			3	100%	3
WHEELER LABORATORY		2	1	33%	3
LINCOLN MEDICAL CENTER		3			3
VIRGINIA DIVISION OF CONSOLIDATED LABORATORIES			3	100%	3
MID FLORIDA PRIMARY CARE PA		1	2	67%	3
GROVES CENTER			3	100%	3
PM PEDIATRICS OF SELDEN PLLC		3			3
UNITY HEALTH AND REHABILITATION CENTER			3	100%	3
BAYCARE MEDICAL GROUP, INC		3			3
ALLIANCE PEDIATRICS PA			3	100%	3
VILLAGES HEALTH, THE		3			3
FAMILY TREE DNA			3	100%	3
RHEA MEDICAL CENTER		3			3
FIRST CARE - MIDDLESBORO			3	100%	3
MEDEXPRESS URGENT CARE - NORTH LITTLE		2	1	33%	3
HAVEN HOSPICE IN CHIEFLAND			3	100%	3
SOFTLAB			3	100%	3
FLAGLER FAMILY MEDICINE PA			3	100%	3
NEMOURS CHILDRENS PRIMARY CARE HORIZON WEST			3	100%	3
INDIANA STATE DEPARTMENT OF HEALTH LABORATORIES			3	100%	3
CONSOLIDATED LABORATORY SERVICES			3	100%	3
PROMPT CARE OF CENTRAL FLORIDA LLC			3	100%	3
MINUTECLINIC, LLC #05814		3			3
FLORIDA MEDICAL ASSOCIATES LLC			3	100%	3
CORTLAND COUNTY HEALTH DEPARTMENT		3			3
HEALTHQUEST, INC		2	1	33%	3
HIALEAH SHORES NURSING AND		2	1	33%	3
Lakeview Village		3			3
SPRING LAKE REHABILITATION CENTER			3	100%	3
SSM HEALTH ST LOUIS MICROBIOLOGY LABORATORY		1	2	67%	3
PENSACOLA PEDIATRICS PA - TIGER POINT			3	100%	3
MEDEXPRESS URGENT CARE SHADYSIDE		3			3
ALABAMA DEPT PUBLIC HEALTH			3	100%	3
URGENT DOC - URGENT CARE CLINIC			3	100%	3
ESTERO FIRE RESCUE		3			3
ORLANDO CLINICAL RESEARCH CENTER		3			3
Life Care Center of Citrus County		2	1	33%	3
MEDICAL CENTER OF THE ROCKIES			3	100%	3
Nashville Central Laboratory		3			3
MAYO		1	2	67%	3
MINUTECLINIC, LLC, DBA MINUTECLINIC #6		3			3
COMMUNICABLE DISEASE CONTROL/PUBLIC HEALTH EMERGENCY PREPAREDNESS			3	100%	3

COVID-19: testing by laboratory

Data through Jan 19, 2021 verified as of Jan 20, 2021 at 09:25 AM

Data in this report are provisional and subject to change.

The numbers in the table below represent the number of Florida and non-Florida residents for whom test results were received by the Department of Health. A person can be tested by more than one laboratory and can have both positive and negative results. **Therefore, the sum of the numbers in each column will be larger than the total number of people tested.**

Reporting lab	Inconclusive	Negative	Positive	Percent positive	Total
STONE CLINICAL LABORATORIES OF FL LLC		3			3
JS HEALTHCARE		2	1	33%	3
OHIO HEALTH DOCTORS HOSPITAL			3	100%	3
TUFTS MEDICAL CENTER			3	100%	3
EXETER HOSPITAL		3			3
MINUTECLINIC INCORPORATE, LLC		3			3
Broadview Multi-Care Center		3			3
FLORIDA DEPARTMENT OF HEALTH IN MIAMI DADE COUNTY		2	1	33%	3
PLAINVIEW PRIMARY CARE		3			3
LOYOLA UNIVERSITY MEDICAL CENTER LABORATORY			3	100%	3
BROOKDALE ORANGE PARK		3			3
BNC Medical Investors, LLC Berrien Nursing & Rehabilitation Center		3			3
SAVANNAH COVE		3			3
PALMS WEST HOSPITAL			3	100%	3
UNIVERSITY OF MICHIGAN		2	1	33%	3
GAINESVILLE PEDIATRIC ASSOCIATES			3	100%	3
MEADOWS AT CYPRESS GARDENS, THE		3			3
MEDEXPRESS URGENT CARE - TULSA, S YALE AVE		3			3
YORK HOSPITAL - LABORATORY			3	100%	3
ALOHA HOME CARE LLC DBA ACCENTCARE HOME HEALTH OF		3			3
SENTARA NORFOLK GENERAL HOSPITAL CENTRAL LAB			3	100%	3
GONZALEZ MD AND ASWAD MD HEALTH SERVICES			3	100%	3
SARASOTA PERSONAL MEDICINE		2	1	33%	3
ERIE COUNTY PUBLIC HEALTH CLINICAL		3			3
Gulf Shore Care Center			3	100%	3
COMMUNITY MEDICAL CENTER			3	100%	3
USCG SECTOR ST PETE		1	2	67%	3
EMERALD COAST CENTER			3	100%	3
MEDEXPRESS URGENT CARE, BELLE VERNON		3			3
Magnolia Health and Rehab Center			3	100%	3
ADVANCED URGENT CARE OF MARATHON			3	100%	3
MINUTECLINIC, LLC #4682		2	1	33%	3
MEDFUSION		2	1	33%	3
Greystone Health Care Center		3			3
Enterprise Health and Rehabilitation Center		3			3
COMPASSION PEDIATRIC URGENT CARE LLC			3	100%	3
CUMBERLAND MEDICAL CENTER INC		3			3
FLORIDA MENTOR-POINT WEST CLUSTER		3			3
COVENANT PEDIATRICS		1	2	67%	3
NC STATE LABORATORY OF PUBLIC HEALTH		3			3
TERENCE B MITCHELL MD, INC			3	100%	3
CARESPOT-WELLINGTON			3	100%	3
NORTH NAPLES HOSPITAL RESPIRATORY THERAPY DEPARTMENT			3	100%	3
FLORIDA LABORATORY ANALYSIS, LLC			3	100%	3
ADVENT HEALTH MEDICAL GROUP FAMILY MEDICINE			3	100%	3
FLORIDA GASTROENTEROLOGY ASSOCIATES PA		3			3
PREMIER FAMILY AND SPORTS MEDICINE		2	1	33%	3

COVID-19: testing by laboratory

Data through Jan 19, 2021 verified as of Jan 20, 2021 at 09:25 AM

Data in this report are provisional and subject to change.

The numbers in the table below represent the number of Florida and non-Florida residents for whom test results were received by the Department of Health. A person can be tested by more than one laboratory and can have both positive and negative results. **Therefore, the sum of the numbers in each column will be larger than the total number of people tested.**

Reporting lab	Inconclusive	Negative	Positive	Percent positive	Total
ST LUKES HOSPITAL LABORATORY		2	1	33%	3
SOUTH FLORIDA ENT ASSOCIATES, INC			3	100%	3
MINUTECLINIC DIAGNOSTIC OF SC, LLC #7		2	1	33%	3
CROSSVILLE MEDICAL GROUP		1	2	67%	3
NORTH BROWARD HOSPITAL DISTRICT HEALTHCARE FOR THE HOMELESS			3	100%	3
ADVANCED PEDIATRICS			3	100%	3
MEDEXPRESS URGENT CARE-PASADENA		3			3
MINUTECLINIC DIAG OF IND, LLC #8645		2			2
HOUSTON HEALTH DEPARTMENT - BUREAU OF LABORATORY SERVICES			2	100%	2
WISE HEALTH SYSTEM		1	1	50%	2
POINTE AT NEW PORT PLACE,THE		2			2
IVY CREEK URGENT CARE OF ENTERPRISE			2	100%	2
MEDEXPRESS-HOUSTON EAST FWY		1	1	50%	2
SCIENTIFIC LABORATORY COMPANY		2			2
COOK HOSPITAL AND CARE CENTER		1	1	50%	2
Hartwell Health and Rehabilitation		2			2
BEECHTREE MOLECULAR LAB LLC			2	100%	2
MINUTECLINIC DIAG OF IND, LLC #6472		2			2
MEDEXPRESS URGENT CARE NORWIN		2			2
LEE PHYSICIAN GROUP		1	1	50%	2
YOUTH AND YOU, INC		2			2
VILLA HEALTH NH LLC			2	100%	2
ONE MEDICAL GROUP		1	1	50%	2
BAYSIDE HEALTH CLINIC		2			2
BIOHEALTH MEDICAL LAB INC			2	100%	2
GULF COAST IMMEDIATE CARE CENTER		1	1	50%	2
CVS PA7132POCT THORNDALE		2			2
FLORIDA DEPARTMENT OF HEALTH IN LEE COUNTY		1	1	50%	2
BROOKS -TLC HOSPITAL SYSTEM			2	100%	2
HEALTHPARK MEDICAL CTR NURSING SVC		2			2
PM PEDIATRICS OF BAYSIDE PLLC - HOPEWELL JUNCTION		2			2
HARBOUR ISLAND PEDIATRICS LLC			2	100%	2
Macon Valley Nursing and Rehabilitation Center		2			2
UNIVERSITY HOSPITAL OF BROOKLYN		2			2
ADVENTHEALTH MEDICAL GROUP FAMILY MEDICINE AT RDV		2			2
PINARD HOME HEALTH SERVICES INC			2	100%	2
CVS MO10151POCT SPRINGFIELD		1	1	50%	2
ORANGE COUNTY HEALTH DEPARTMENT		1	1	50%	2
MEDEXPRESS URGENT CARE-SELINGSGROVE		2			2
Good Samaritan Society-Blackduck		1	1	50%	2
Village on the Green			2	100%	2
PTC LABORATORIES			2	100%	2
CRUC CMCH-COVID-19		2			2
CROSTOWN PHARMACY		2			2
TAMPA INTERNATIONAL AIRPORT			2	100%	2
Fort Gaines Health and Rehab		2			2
ManorCare Rehabilitation Center- Decatur		2			2

COVID-19: testing by laboratory

Data through Jan 19, 2021 verified as of Jan 20, 2021 at 09:25 AM

Data in this report are provisional and subject to change.

The numbers in the table below represent the number of Florida and non-Florida residents for whom test results were received by the Department of Health. A person can be tested by more than one laboratory and can have both positive and negative results. **Therefore, the sum of the numbers in each column will be larger than the total number of people tested.**

Reporting lab	Inconclusive	Negative	Positive	Percent positive	Total
INTEGRITY CLINICAL RESEARCH CENTER INC		1	1	50%	2
MEDEXPRESS URGENT CARE - HOLLINS		2			2
STUDENT HEALTH SERVICES			2	100%	2
WALKONCLINIC			2	100%	2
LABRADOR PRIMARY CARE CENTER			2	100%	2
PHOEBE BERKS HEALTH CARE CENTER		2			2
METROHEALTH SYSTEM			2	100%	2
MINUTECLINIC, DIAGNOSTIC OF TEXAS, LLC		2			2
SACRED HEART HOSPITAL ON THE EMERALD			2	100%	2
ST AUGUSTINE PLANTATION		1	1	50%	2
DALLAS BAPTIST UNIVERSITY - HEALTH SERVICES			2	100%	2
SPECIALTY LABORATORIES			2	100%	2
HOLY FAMILY MEDICAL CENTER		1	1	50%	2
DALLAS MEDICAL CENTER			2	100%	2
PRINCETON BMC LABORATORY		2			2
VALLEY MEDICAL LABORATORY			2	100%	2
MEDEXPRESS URGENT CARE - LEDGEWOOD		2			2
MINUTECLINIC, LLC #1492		2			2
SPRINGHILL SENIOR RESIDENCE		2			2
TMH PHYSICIAN PARTNERS MONTICELLO		1	1	50%	2
MINUTECLINIC, LLC #03268		2			2
SHORE MEDICAL CENTER		2			2
SPECTRUM HEALTH			2	100%	2
WEAKLEY COUNTY REHAB AND NURSING CENTER		2			2
PEACEHEALTH CENTRAL		2			2
HOLY TRINITY PHARMACY LLC		2			2
RIVER CITY MEDICAL ASSOCIATES, INC			2	100%	2
A+ URGENT/PRIMARY CARE			2	100%	2
BAYLOR SCOTT & WHITE COMPREHENSIVE WOUND			2	100%	2
MINUTECLINIC DIAG OF IND LLC #1138		1	1	50%	2
MINUTECLINIC DIAGNOSTIC MEDICAL		2			2
SIMMONS			2	100%	2
BAPTIST HEALTH LEXINGTON			2	100%	2
MEDEXPRESS URGENT CARE - CEDAR KNOLLS		2			2
LIFESPRING COMMUNITY HEALTH		2			2
CPL LABS			2	100%	2
POMONA VALLEY COMMUNITY HOSPITAL			2	100%	2
SENDER RETREAT ADULT DAY CARE CENTERS			2	100%	2
ANYLABTEST NOW			2	100%	2
Bedford Care Center of Hattiesburg		2			2
DELAWARE DIAGNOSTICS LABS			2	100%	2
MIDDLE TENN MENTAL HEALTH INSTITUTE		2			2
MIDWAY SPECIALTY CARE RX LLC			2	100%	2
MINUTECLINIC DIAGNOSTIC OF RHODE ISLAN		2			2
CVS MN1751POCT MAPLEWOOD		2			2
CARE NOW, INC			2	100%	2
LOCH HAVEN PEDIATRICS			2	100%	2

COVID-19: testing by laboratory

Data through Jan 19, 2021 verified as of Jan 20, 2021 at 09:25 AM

Data in this report are provisional and subject to change.

The numbers in the table below represent the number of Florida and non-Florida residents for whom test results were received by the Department of Health. A person can be tested by more than one laboratory and can have both positive and negative results. **Therefore, the sum of the numbers in each column will be larger than the total number of people tested.**

Reporting lab	Inconclusive	Negative	Positive	Percent positive	Total
Crowne Health Care of Montgomery		2			2
MINUTE CLINIC LLC #4017		2			2
VANAYER HEALTHCARE AND REHAB CENTER		2			2
WESTPAC LABS INC			2	100%	2
WARE EXPRESS CARE			2	100%	2
FLORIDA DEPARTMENT OF HEALTH (FDOH)			2	100%	2
URGENT CARE OF NEW YORK		2			2
BROOKDALE LAKE MARY			2	100%	2
MINUTECLINIC DIAGNOSTIC OF TEXAS, LLC #7435		2			2
MARTHA A PRICE MD PA		1	1	50%	2
LACORP		1	1	50%	2
Kroger 853 - The Little Clinic East Broad Street		2			2
ADVICE FOR OPTIMAL WELLNESS			2	100%	2
MORRISTOWN MEMORIAL HOSPITAL		2			2
ARLINGTON DIALYSIS CENTER LLC		2			2
Lake Charles Healthcare LLC dba Landmark Lake Charles			2	100%	2
CARESPOT URGENT CARE		1	1	50%	2
LEGACY LABORATORY SERVICES			2	100%	2
PHYSICIANS CARE INC		1	1	50%	2
UNIVERSITY OF MISSOURI HEALTH CARE			2	100%	2
CITRUS PARK			2	100%	2
AdventHealth Care Center Orlando North			2	100%	2
POINT OF CARE PRIVATE HEALTH MANAGEMENT			2	100%	2
BMC/JACSONVILLE		1	1	50%	2
MINUTECLINIC DIAG OF IND LLC #1367		2			2
PALM BAY COMMUNITY OUTPATIENT CLINIC		2			2
MINUTE CLINIC DIAGNOSTIC OF KANSAS PA		2			2
ASCENSION ST MICHAEL'S HOSPITAL LAB		1	1	50%	2
ST CHARLES BEND LABORATORY		1	1	50%	2
ILLINOIS DEPT OF PUBLIC HEALTH LABS			2	100%	2
DALLAS VA MEDICAL CENTER - VA NORTH TEXAS HEALTH CARE SYSTEM			2	100%	2
ASSOCIATES IN MEDICINE			2	100%	2
MEDEXPRESS URGENT CARE, LANCASTER WEST		1	1	50%	2
DUKE HEALTH REGIONAL HOSPITAL			2	100%	2
MD NOW URGENT CARE MEDICAL CENTERS INC			2	100%	2
Kroger 124 - The Little Clinic University		2			2
MID-FLORIDA HEMATOLOGY AND ONCOLOGY CENTERS		2			2
GRAND VILLA OF NEW PORT RICHEY			2	100%	2
SARASOTA MEMORIAL MEDICAL URGENT CARE CENTER			2	100%	2
Timber Ridge Health Care Center			2	100%	2
SOUTH DAKOTA DEPARTMENT OF HEALTH		2			2
GOLDSTEIN			2	100%	2
CLAYMED OF NORTH FLORIDA			2	100%	2
BETHPAGE EXTENDED HOURS CENTER		2			2
HNL LAB MEDICINE		1	1	50%	2
NEW GEN LABS			2	100%	2
SWEETWATER NURSING CENTER		2			2

COVID-19: testing by laboratory

Data through Jan 19, 2021 verified as of Jan 20, 2021 at 09:25 AM

Data in this report are provisional and subject to change.

The numbers in the table below represent the number of Florida and non-Florida residents for whom test results were received by the Department of Health. A person can be tested by more than one laboratory and can have both positive and negative results. **Therefore, the sum of the numbers in each column will be larger than the total number of people tested.**

Reporting lab	Inconclusive	Negative	Positive	Percent positive	Total
SOUTH LAKE FAMILY HEALTH CENTER			2	100%	2
CVS HEALTH, #1994		1	1	50%	2
MINUTECLINIC, LLC, DBA MINUTECLINIC #4		2			2
MIDLAND MEMORIAL HOSPITAL			2	100%	2
Kroger 571 - The Little Clinic Hendersonville		1	1	50%	2
ADVANCED RESEARCH FOR HEALTH IMPROVEMENT		1	1	50%	2
MINUTECLINIC DIAGNOSTIC OF TEXAS LLC		1	1	50%	2
UNIVERSTIY OF ILLINOIS HOSPITAL			2	100%	2
EMORY UNIVERSITY HOSPITAL			2	100%	2
ANDERSON COUNTY HOSPITAL			2	100%	2
HCR MANOR CARE SERVICES OF FLORIDA III INC		2			2
FLORIDA SCHOOL FOR THE DEAF & BLIND			2	100%	2
AHC of Mckenzie		2			2
LEXINGTON PLACE			2	100%	2
LABCORP OF AMERICA HOLDINGS		1	1	50%	2
ASSOCIATES IN UROGYNECOLOGY MD LLC		2			2
Van Wert Manor		2			2
UC CORAL GABLES			2	100%	2
Jackson Health Care Facility			2	100%	2
MINUTECLINIC DIAGNOSTIC, PA #10252		2			2
DAYTON CHILDRENS HOSPITAL LAB			2	100%	2
CVS MO5655POCT LIBERTY			2	100%	2
Walgreens #10207		2			2
TGH Brandon Healthplex Laboratory			2	100%	2
AMEDISYS HOME HEALTH OF GREENVILLE			2	100%	2
CVS TX10140POCT THE WOODLANDS		2			2
COVANCE			2	100%	2
GINKGO-IXLAYER		2			2
U OF MIAMI MILLER SCHOOL OF MEDICINE			2	100%	2
VIRGINIA DEPT OF HEALTH OFFICE OF EPIDEMIOLOGY			2	100%	2
UT AUSTIN UNIVERSITY HEALTH SERVICES			2	100%	2
MINUTECLINIC DIAGNOSTICS OF IND LLC		1	1	50%	2
EASTERN FLORIDA STATE COLLEGE - PALM BAY CAMPUS□			2	100%	2
HEARTLAND HOME HEALTH CARE		2			2
MINUTECLINIC #8760		2			2
Kroger 745 - The Little Clinic Somerset		2			2
MINUTECLIINIC DIAGNOSTIC OF NORTH CARO		2			2
SUNCOAST BLOOD BANK			2	100%	2
MCLAREN REGIONAL MEDICAL CENTER			2	100%	2
ST. JOSEPH REGIONAL MEDICAL CENTER			2	100%	2
UNIVERSITY HOSPITALS OF CLEVELAND			2	100%	2
MURFREESBORO MEDICAL CLINIC		2			2
CVS MINUTE CLINIC DIAGNOSTIC OF TN #3293		2			2
ACCESS LABORATORIES LLC			2	100%	2
BROOKDALE ALTAMONTE SPRINGS			2	100%	2
BAYCARE LABORATORIES			2	100%	2
ADVENTHEALTH IMAGING PARTIN SETTLEMENT			2	100%	2

COVID-19: testing by laboratory

Data through Jan 19, 2021 verified as of Jan 20, 2021 at 09:25 AM

Data in this report are provisional and subject to change.

The numbers in the table below represent the number of Florida and non-Florida residents for whom test results were received by the Department of Health. A person can be tested by more than one laboratory and can have both positive and negative results. **Therefore, the sum of the numbers in each column will be larger than the total number of people tested.**

Reporting lab	Inconclusive	Negative	Positive	Percent positive	Total
BOND COMMUNITY HEALTH CENTER			2	100%	2
SARASOTA MEDICAL CENTER			2	100%	2
SOMA MEDICAL CENTER PA #3			2	100%	2
REGIONS HOSPITAL LABORATORY			2	100%	2
EXPRESSCARE URGENT CARE CENTER			2	100%	2
PEACE RIVER MEDICAL CENTER		2			2
LIFETIME FAMILY URGENT CARE			2	100%	2
JRS LABORATORY			2	100%	2
PM PEDIATRICS OF BAYSIDE, PLLC - MANHASSET		2			2
CCRX OF NORTH CAROLINA, LLC		1	1	50%	2
LAWRENCE GENERAL HOSPITAL			2	100%	2
IN & OUT URGENT CARE METAIRIE			2	100%	2
MED EXPRESS URGENT CARE PC - MARYLAND		2			2
MERCY HEALTH LAB		1	1	50%	2
EXPEDIAN URGENT CARE			2	100%	2
CHESTERFIELD HEALTHCARE GROUP, INC		2			2
LIFT HEALTH		2			2
PANCARE HEALTH - SNEADS ELEMENTARY			2	100%	2
NORTH DAKOTA VETERANS HOME		2			2
MEDLOGIC, LLC		2			2
NEW YORK STATE DEPARTMENT OF HEALTH		1	1	50%	2
MEDEXPRESS URGENT CARE-WILKINS TOWNSHIP, WILLIAM PENN HIGHWAY		2			2
BERGEN NEW BRIDGE M		2			2
BIRMINGHAM INTERNAL MEDICINE ASSOCIATE		1	1	50%	2
TULANE MEDICAL CENTER			2	100%	2
MINUTECLINIC DIAG OF IND, LLC #6910		2			2
CVS OH3080POCT HUBER HEIGHTS		2			2
MEDICAL CITY DALLAS HOSPITAL			2	100%	2
DRR JMC URGENT CARE DONALD ROSS			2	100%	2
ACM MEDICAL LABORATORY ALLIANCE			2	100%	2
PULSE MEDICAL GROUP INC			2	100%	2
CURATIVE		1	1	50%	2
MARTIN MEDICAL CENTER INC		1	1	50%	2
RAINY LAKE MEDICAL CENTER			2	100%	2
JOHNSON CITY MEDICAL CENTER		1	1	50%	2
NEBRASKA MEDICAL CENTER			2	100%	2
LAB CORP OF AMER SAN DIEGO			2	100%	2
SKIPPACK MEDICAL LAB			2	100%	2
TRUE HEALTH INC			2	100%	2
Parkridge Specialty Care		2			2
BAYSHORE MEDICAL CENTER			2	100%	2
SANIBEL MEDICAL CLINIC			2	100%	2
PALM BEACH GARDENS MEDICAL CENTER			2	100%	2
MINUTECLINIC DIAGNOSTIC OF PENNSYLVAN		2			2
WALGREENS #05477		2			2
NOT GIVEN		1	1	50%	2
OELWEIN HEALTH CARE CENTER		2			2

COVID-19: testing by laboratory

Data through Jan 19, 2021 verified as of Jan 20, 2021 at 09:25 AM

Data in this report are provisional and subject to change.

The numbers in the table below represent the number of Florida and non-Florida residents for whom test results were received by the Department of Health. A person can be tested by more than one laboratory and can have both positive and negative results. **Therefore, the sum of the numbers in each column will be larger than the total number of people tested.**

Reporting lab	Inconclusive	Negative	Positive	Percent positive	Total
MATHER HOSPITAL			2	100%	2
HEALTH FIRST MEDICAL GROUP			2	100%	2
GRAND VILLA OF LARGO			2	100%	2
PALM MEDICAL CENTER - PLANT CITY		2			2
FALCON HEALTH CENTER			2	100%	2
ADVOCATE SHERMAN HOSPITAL			2	100%	2
MEDEXPRESS URGENT CARE - LINCOLN VILLA		2			2
SOUTH FLORIDA DIALYSIS CENTER			2	100%	2
PHYSICIANS LABORATORY SERVICES			2	100%	2
NEIGHBORCARE PHARMACY SERVICES		2			2
HENDRY/GLADES COUNTY HEALTH DEPARTMENT		2			2
PEDIATRIC HEALTH CARE		1	1	50%	2
CVS AZ5891POCT GILBERT		1	1	50%	2
MEDEXPRESS URGENT CARE - LINCOLN N 26T		2			2
Kennedy University Hospital -Wash Twp L		2			2
VALLEY BAPTIST MEDICAL CENTER: BROWNSVILLE			2	100%	2
Kings County Hospital Center			2	100%	2
FLORIDA PRIMARY & SPECIALTY CARE		2			2
SUNNYSIDE MANOR		2			2
PHYSICIANS MEDICAL CENTER		2			2
LAURELLWOOD NURSING CENTER		1	1	50%	2
Greystone Nursing and Rehab, LLC			2	100%	2
OUR LADY OF THE LAKE REGIONAL MEDICAL CENTER			2	100%	2
AIRPORT CLINIC			2	100%	2
WOMENS CARE FLORIDA LLC-LABORATORY		2			2
JUST BELIEVE RECOVERY CENTER			2	100%	2
ATLAS GENOMICS			2	100%	2
CVS MINUTE CLINIC DIAG OF IND, LLC #6549		2			2
TALLAHASSEE MEMORIAL HEALTHCARE FAMILY MED RESIDENCY			2	100%	2
THE FOUNTAIN AT BOCA CIEGA BAY		2			2
OPP HEALTH AND REHABILITATION		2			2
CARENOW-LEBANON		1	1	50%	2
ELITE CARE			2	100%	2
TENNESSEE DEPARTMENT OF HEALTH (TDH) - REGIONAL LABORATORY			2	100%	2
ST. LUCIE COUNTY HEALTH DEPARTMENT		1	1	50%	2
PIEDMONT HOSPITAL LAB			2	100%	2
BAY CORRECTIONAL AND REHABILITATION FACILITY			2	100%	2
ATHENA CARE RESOURCES LLC		2			2
LEESBURG REGIONAL MEDICAL CENTER URGENT CARE			2	100%	2
ASPIRUS RIVERVIEW HOSPITAL & CLINICS INC		1	1	50%	2
WISCONSIN STATE LABORATORY OF HYGIENE		1	1	50%	2
KAILOS GENETICS INC			2	100%	2
ALL PEDIATRIC CARE PA			2	100%	2
UNITED MEMORIAL MEDICAL CENTER			2	100%	2
TRICORE REFERENCE LABORATORY		1	1	50%	2
NORTH MCALLEN PEDIATRIC CENTER			2	100%	2
BD MEDICAL SYSTEMS			2	100%	2

COVID-19: testing by laboratory

Data through Jan 19, 2021 verified as of Jan 20, 2021 at 09:25 AM

Data in this report are provisional and subject to change.

The numbers in the table below represent the number of Florida and non-Florida residents for whom test results were received by the Department of Health. A person can be tested by more than one laboratory and can have both positive and negative results. **Therefore, the sum of the numbers in each column will be larger than the total number of people tested.**

Reporting lab	Inconclusive	Negative	Positive	Percent positive	Total
AUSTIN REGIONAL CLINIC MICROBIOLOGY LAB			2	100%	2
MEDEXPRESS URGENT CARE - SOUTH CHARLESTON		2			2
INTEGRATED REGIONAL LABS			2	100%	2
AZALEA HEALTH AND REHABILITATION		2			2
DEPARTMENT OF HEALTH AND HUMAN SERVICES			2	100%	2
STANFORD HEALTH CARE ANATOMIC PATHOLOGY & CLINICAL LAB			2	100%	2
PBC FIREFIGHTER BENEFIT FUND WELLNESS CENTER		1	1	50%	2
CONWAY MEDICAL CENTER			2	100%	2
TENNESSEE VALLEY HCS			2	100%	2
GALEN BAYLOR EXTENSION		2			2
INA		1	1	50%	2
PRECISION CLINICAL RESEARCH			2	100%	2
RIVERVIEW MEDICAL CLINIC		2			2
MOBILE COUNTY HEALTH DEPARTMENT		1	1	50%	2
FEDERAL CORRECTIONAL INSTITUTION MARIANNA			2	100%	2
METHODIST MANSFIELD MEDICAL CENTER			2	100%	2
SOUTHEAST GEORGIA HEALTH SYSTEM			2	100%	2
SOUTHEASTERN INSTITUTE OF RESTORATIVE MEDICINE		1	1	50%	2
HOPE HEALTHCARE		2			2
PALM CITY NURSING AND REHAB CENTER			2	100%	2
EASTLAKE MEDICAL CENTER		2			2
JEFFERSON WASHINGTON TOWNSHIP HOSPITAL		2			2
ROPER HOSPITAL			2	100%	2
TRINITAS REGIONAL MEDICAL CENTER		1	1	50%	2
MINUTE CLINIC DIAGNOSTIC OF VIRGINIA, LLC #7543		2			2
CVS MD1881POCT DUNKIRK		2			2
OSF ST JOSEPH MEDICAL CENTER			2	100%	2
BAPTIST HEALTHCARE - LAKEVIEW CENTER INC		2			2
Iowa Veterans Home		2			2
CSS- TWELVE OAKS			2	100%	2
AFFORDABLE PRIMARY CARE LLC		2			2
CLEVELAND CLINIC IMAGING			2	100%	2
MEDEXPRESS URGENT CARE- COLUMBIA HEIGH		2			2
NEMOURS CHILDREN'S URGENT			2	100%	2
Holiday Retirement Home			2	100%	2
Great Lakes Health Center			2	100%	2
MAJESTIC GUARDIANS			2	100%	2
MISSION HOSPITAL REGIONAL MEDICAL CENTER			2	100%	2
DOCTORS MEDICAL CTR OF WALTON COUNTY			2	100%	2
DISCOVERY VILLAGE AT THE FORUM		2			2
PARKLAND HEALTH & HOSPITAL			2	100%	2
CENTRAL FLORIDA PRIMARY CARE			2	100%	2
GULF COAST REGIONAL MEDICAL CARE		2			2
CLEAR LAKE REGIONAL MEDICAL CENTER			2	100%	2
DMC UNIVERSITY LABORATORIES		1	1	50%	2
SWEDISH COVENANT HOSPITAL			2	100%	2
ARCPPOINT LABS OF ALTAMONTE SPRINGS			2	100%	2

COVID-19: testing by laboratory

Data through Jan 19, 2021 verified as of Jan 20, 2021 at 09:25 AM

Data in this report are provisional and subject to change.

The numbers in the table below represent the number of Florida and non-Florida residents for whom test results were received by the Department of Health. A person can be tested by more than one laboratory and can have both positive and negative results. **Therefore, the sum of the numbers in each column will be larger than the total number of people tested.**

Reporting lab	Inconclusive	Negative	Positive	Percent positive	Total
CVS MINUTE CLINIC DIAGNOSTIC OF KANSAS, PA		2			2
ADVANTA ANALYTICAL LABORATORIES			2	100%	2
REGIONAL MEDICAL CENTER BAYONET POINT			2	100%	2
CHNJ		2			2
GRACE HEALTHCARE OF LAKE WALES		1	1	50%	2
BENEVA LAKES ASSISTED LIVING CENTER			2	100%	2
JOHN D. ARCHBOLD MEM. HOSPITAL			2	100%	2
Lehigh Acres Health and Rehabilitation			2	100%	2
PUBLIC HEALTH LABORATORY	1		1	50%	2
INTERNAL MEDICINE ASSOCIATES-DUNELLON			2	100%	2
SHELL POINT HOME HEALTH			2	100%	2
MEDEXPRESS URGENT CARE-CLOQUET		2			2
WARD MEMORIAL HOSPITAL		2			2
WESTMINSTER SUNCOAST			2	100%	2
CORNERSTONE MEDICAL CARE OF BRANDON		2			2
UT PATH			2	100%	2
MINUTECLINIC DIAGNOSTIC OF SC, LLC #4		2			2
UW HOSPITAL AND CLINICS		1	1	50%	2
CVS MINUTE CLINIC DIAGNOSTIC MED GRP		2			2
BFT LAB			2	100%	2
WEST COAST PEDIATRICS			2	100%	2
ST LUKES HOSPITAL			2	100%	2
HOME DOCS		1	1	50%	2
MINUTECLINIC DIANOSTIC OF VIRGINA, LL		2			2
SUNBRIDGE CARE & REHAB FOR DECATUR		2			2
POWERS PEDIATRICS			2	100%	2
FLORIDA PRIMARY CARE CENTER PA		2			2
ADVANCED URGENT CARE LLC			2	100%	2
MINUTECLINIC DIAGNOSTIC OF WISCONSIN, LLC		2			2
RAPID URGENT CARE - ALBANY			2	100%	2
MEDEXPRESS URGENT CARE, HERMITAGE		1	1	50%	2
24TH WEAPONS OF MASS DESTRUCTION - CIVIL SUPPORT		2			2
SPRING HILL REGIONAL HOSPITAL			2	100%	2
MAIN STREET MEDICAL CENTERS		2			2
SANTA ROSA COUNTY HEALTH DEPARTMENT			2	100%	2
OPTUM OF RED ROAD		2			2
IMMUNOGENOMICS LLC			2	100%	2
HEALTH & REHAB CTR AT DOLPHINS VIEW, THE			2	100%	2
MEMORIAL SLOAN KETTERING CANCER CENTER		1	1	50%	2
CVS IN6605POCT INDIANAPOLIS		1	1	50%	2
MEDEXPRESS URGENT CARE-BLOOMFIELD AVEN		2			2
CVS OH6147POCT COLUMBUS		1	1	50%	2
PALOS COMMUNITY HOSPITAL LABORATORY			2	100%	2
US LABS		2			2
MINUTECLINIC DIAGNOSTIC PA #7110		2			2
COOPER CLINIC			2	100%	2
STPET		1	1	50%	2

COVID-19: testing by laboratory

Data through Jan 19, 2021 verified as of Jan 20, 2021 at 09:25 AM

Data in this report are provisional and subject to change.

The numbers in the table below represent the number of Florida and non-Florida residents for whom test results were received by the Department of Health. A person can be tested by more than one laboratory and can have both positive and negative results. **Therefore, the sum of the numbers in each column will be larger than the total number of people tested.**

Reporting lab	Inconclusive	Negative	Positive	Percent positive	Total
CHARLOTTE COUNTY HEALTH DEPARTMENT			2	100%	2
FLORIDA MEDICAL CENTER OF CLEARWATER		2			2
441 URGENT CARE-MULBERRY			2	100%	2
PALMETTO FAMILY HEALTH CENTER			2	100%	2
87TH MEDICAL GROUP – MCGUIRE AMBULATORY CARE FACILITY		2			2
MINUTE CLINIC DIAGNOSTIC MED GRP		2			2
STUART SURGERY CENTER, LLC			2	100%	2
AGILE URGENT CARE			2	100%	2
FLORIDA MEDICAL CLINIC CARDIOLOGY-ZH			2	100%	2
GRAND AVE PHARMACY			2	100%	2
Elba Nursing and Rehabilitation Center, LLC		2			2
NORTHWELL HEALTH			2	100%	2
IN AND OUT URGENT CARE			2	100%	2
EXCEPTIONAL EMERGENCY CENTER - AMARILLO			2	100%	2
ADVANCED MEDICAL OF FLORIDA			2	100%	2
WINCHESTER MEDICAL CENTER			2	100%	2
ST JOSEPHS HOSPITAL SOUTH HOSPITAL			2	100%	2
RIVERSIDE METHODIST HOSPITAL LAB			2	100%	2
DOCTORS HOSPITAL RENAISSANCE			2	100%	2
MEDICAL CENTER LABORATORY			2	100%	2
KIVA AT MOUNT DORA			2	100%	2
WILSON MEMORIAL HOSPITAL			2	100%	2
LEE MEMORIAL HOSPITAL BLOOD GAS LAB			2	100%	2
Medilodge of Montrose		2			2
SIGNATURE CARE LEWISVILLE-EMERGENCY CENTER		1	1	50%	2
NLC LABS			2	100%	2
CVS NJ862POCT MARLBORO		2			2
APC PEDIATRICS			2	100%	2
BIOMAT USA			2	100%	2
HANOVER ENDOSCOPY CENTER		2			2
Robert Cranfield			2	100%	2
STEWART ST ELIZABETH MEDICAL CENTER			2	100%	2
MEDICAL CENTER AT OCEAN REEF,THE		2			2
Oakwood - North Baldwins Center for Living		2			2
CALIFORNIA DIVISION OF COMMUNICABLE DISEASE CONTROL			2	100%	2
CARTER BLOOD CARE			2	100%	2
ADVENTIST HINSDALE HOSPITAL LABORATORY			2	100%	2
PEPIN ACADEMIES-PASCO		2			2
MINUTE CLINIC, LLC #4650		2			2
NATIONWIDE LABORATORY SERVICES		1	1	50%	2
MIDWAY PRIMARY CARE LLC		2			2
ALASKA PUBLIC HEALTH LAB		1	1	50%	2
GENETIC ASSAYS INC			2	100%	2
ROCKEFELLER UNIVERSITY CLINICAL GENOMICS LABORATOR		2			2
CVS TX8387POCT AUSTIN		2			2
CVS NJ836POCT RUNNEMEDE		2			2
BAYMEADOWS PRIMARY CARE		2			2

COVID-19: testing by laboratory

Data through Jan 19, 2021 verified as of Jan 20, 2021 at 09:25 AM

Data in this report are provisional and subject to change.

The numbers in the table below represent the number of Florida and non-Florida residents for whom test results were received by the Department of Health. A person can be tested by more than one laboratory and can have both positive and negative results. **Therefore, the sum of the numbers in each column will be larger than the total number of people tested.**

Reporting lab	Inconclusive	Negative	Positive	Percent positive	Total
WASHINGTON STATE DEPARTMENT OF HEALTH PUBLIC HEALTH LABORATORIES			2	100%	2
ROCKWALL URGENT CARE			2	100%	2
ADVENTHEALTH MEDICAL GROUP INTERNAL MEDICINE AT			2	100%	2
MINUTECLINIC DIAGNOSTIC OF OHIO #2964		2			2
UNIVERSITY OF MARYLAND MEDICAL CENTER			2	100%	2
Kroger 739 - The Little Clinic La Grange Road		2			2
QUICK CARE MED WALK IN AND URGENT CARE			2	100%	2
CLEARWATER PAIN MANAGEMENT ASSOCIATES			2	100%	2
NAVAL BRANCH MEDICAL CLINIC			2	100%	2
MINUTECLINIC MINUTECLINIC #921		2			2
KINGS BAY PEDIATRICS LLC			2	100%	2
Warren Center for Rehabilitation and Nursing		2			2
ORMOND BEACH URGENT CARE			2	100%	2
ORLANDO FAMILY PHYSICIANS INC			2	100%	2
PERSONAL PHYSICIAN CARE PA			2	100%	2
MIAMI BEACH MEDICAL GROUP LLC			2	100%	2
PINECREST PEDIATRICS GROUP LLC			2	100%	2
THE CLUB AT BOYNTON BEACH, LLC			2	100%	2
BRANDYWYNE HEALTH CARE CENTER			2	100%	2
CENTRAL FLORIDA FAMILY HEALTH CENTER		2			2
LOWELL GENERAL HOSPITAL			2	100%	2
BERGEN COUNTY SURGICAL AND ENDOSCOPY CENTER		2			2
HALIFAX HEALTH CARE FOR WOMEN		2			2
CVS NY491POCT JACKSON HEIGHTS		2			2
FLORIDA DEPARTMENT OF HEALTH IN ALACHUA COUNTY -			2	100%	2
THE RIM URGENT CARE			2	100%	2
SYLVAN NURSING			2	100%	2
Iron County Medical Care Facility		2			2
MEDSTAR HARBOR HOSPITAL			2	100%	2
MINUTECLINIC DIAG OF IND, LLC #6648		1	1	50%	2
LEGACY ER & URGENT CARE - FRISCO WEST			2	100%	2
CONEMAUGH MEMORIAL MEDICAL CENTER		2			2
RUSSELL MEDICAL CENTER		2			2
SPECTRA LABS		1	1	50%	2
SOMA MEDICAL CENTER MD PA #7 ATTN PEDIATRICS			2	100%	2
BRITO MEDICAL CENTER			2	100%	2
CVS IL8747POCT CHICAGO		2			2
URGENT CARE AND SURGERY CENTER			2	100%	2
ALVERNO CLINICAL LABORATORIES			2	100%	2
WHITESANDS OUTPATIENT TREATMENT		2			2
MEDEXPRESS URGENT CARE - WEXFORD		2			2
CORAL REEF NURSING & REHABILITATION CENTER		2			2
FASTCARE LLC			2	100%	2
Alden Des Plaines			2	100%	2
GOLDMAN SACHS HEALTH CENTER		2			2
MEMORIAL HOSPITAL OF SOUTH BEND			2	100%	2
MINUTECLINIC DIAGNOSTIC OF OHIO #7790		1	1	50%	2

COVID-19: testing by laboratory

Data through Jan 19, 2021 verified as of Jan 20, 2021 at 09:25 AM

Data in this report are provisional and subject to change.

The numbers in the table below represent the number of Florida and non-Florida residents for whom test results were received by the Department of Health. A person can be tested by more than one laboratory and can have both positive and negative results. **Therefore, the sum of the numbers in each column will be larger than the total number of people tested.**

Reporting lab	Inconclusive	Negative	Positive	Percent positive	Total
Metro West Nursing and Rehab			2	100%	2
FLORIDA KEYS PED & ADOLES CTR			2	100%	2
MARCO ISLAND HOSPITAL INC D/B/A		1	1	50%	2
MEMORIAL HERMANN			2	100%	2
MEASE COUNTRYSIDE HOSPITAL CARDIAC REH			2	100%	2
VOLUNTEERS OF AMERICA OF FLORIDA			2	100%	2
CVS OH6149POCT UPPER ARLINGTON		1	1	50%	2
DOCTOR 4 U CLINIC			2	100%	2
FIRST PREVENTION AND DIALYSIS CENTER LLC			2	100%	2
CITY OF NEW YORK DEPARTMENT OF HEALTH			2	100%	2
Lenox on the Lake			2	100%	2
VETERANS AFFAIRS MEDICAL CENTER - GREATER LOS ANGELES			2	100%	2
MERCY CONVENIENT CARE			2	100%	2
INSPIRE HEALTHCARE CENTER			2	100%	2
MINUTECLINIC, LLC #07852		2			2
ATRIA SAN PABLO			2	100%	2
MEDEXPRESS URGENT CARE FOX CHAPEL		2			2
EDGEWATER RETIREMENT MANOR			2	100%	2
PHYSICIANS FOR CHILDREN			2	100%	2
DEPARTMENT OF HEALTH AND HUMAN SERVICES DIVISION OF BEHAVIORAL HEALTH		1	1	50%	2
Kroger 758 - The Little Clinic Providence		2			2
BELLIN HOSPITAL			2	100%	2
CERTIVIA LABORATORIES			2	100%	2
Alden Terrace of McHenry			2	100%	2
OCALA REGIONAL KIDNEY CENTER-WEST			2	100%	2
RENFREW CENTERS INC		2			2
HOME ACCESS HEALTH			2	100%	2
CVS OH2342POCT WEST CHESTER		2			2
FRESENIUS MEDICAL CARE			2	100%	2
UTMB PATHOLOGY CLINICAL SERVICES LABORATORY			2	100%	2
MADISON HOSPITAL LABORATORY			2	100%	2
MINUTECLINIC DIAGNOSTIC PA #3344		2			2
MINUTE CLINIC DIAGNOSTIC OF VIRGINIA, LLC #1905		2			2
SCRIPPS CLINIC MEDICAL			2	100%	2
Stillwater Healthcare		2			2
MODMD LABORATORY		2			2
EMERALD TRACE		2			2
ACCESS RECOVERY SOLUTIONS LLC			2	100%	2
JUPITER INTERNAL MEDICINE AND ASSOCIATES			2	100%	2
CATHOLIC HEALTH LABORATORY SERVICES		2			2
COL CROSSROAD		1	1	50%	2
Heartland Healthcare Center Boca Raton			2	100%	2
Avanti Wellness and Rehab			2	100%	2
MINUTECLINIC 7196		2			2
LAKEVIEW HEALTHCARE SYSTEM LLC			2	100%	2
Kroger 619 - The Little Clinic Hendersonville Indian Lake		2			2
GRAND VILLA OF MELBOURNE			2	100%	2

COVID-19: testing by laboratory

Data through Jan 19, 2021 verified as of Jan 20, 2021 at 09:25 AM

Data in this report are provisional and subject to change.

The numbers in the table below represent the number of Florida and non-Florida residents for whom test results were received by the Department of Health. A person can be tested by more than one laboratory and can have both positive and negative results. **Therefore, the sum of the numbers in each column will be larger than the total number of people tested.**

Reporting lab	Inconclusive	Negative	Positive	Percent positive	Total
MINUTE CLINIC DIAG OF IND LLC #8674		2			2
FKC AMELIA ISLAND DIALYSIS			2	100%	2
FLAGLER PROFESSIONAL HEALTH CAE SERVICES INC		2			2
BENTON PEDIATRICS		2			2
SANFORD REGIONAL HOSPITAL WORTHINGTON		2			2
HEART OF FLORIDA HEALTH CENTER INC			2	100%	2
HEALTH EXPRESS URGENT CARE			2	100%	2
THE WINDSOR OF OCALA			2	100%	2
FLORIDA COMMUNITY HEALTH CENTERS, INC.			2	100%	2
BASSETTI MEDICAL RESEARCH INC			2	100%	2
University Center East			2	100%	2
UWMC MONTLAKE DEPT OF LAB MED			2	100%	2
MAWD PATHOLOGY GROUP			2	100%	2
ONTARIO COUNTY PUBLIC HEALTH		2			2
STATCARE URGENT AND WALK-IN			2	100%	2
COMPLETE HEALTH MEDICAL CENTER			2	100%	2
MINUTE CLINIC INCORPORTE		2			2
REELFOOT FAMILY WALK IN CLINIC - TIPT		2			2
AMI ST FRANCIS HOSPITAL LABORATORY		1	1	50%	2
UNIVERISTY OF MEMPHIS ATHLETIC TRAINI		2			2
FLORIDA DEPARTMENT OF HEALTH IN ESCAMBIA COUNTY		1	1	50%	2
Cedar Valley Nursing & Rehab Center		2			2
NEMOURS CHILDREN'S PRIMARY CARE THE VILLAGES		2			2
HEARTLAND - CHARLESTON OF HANAHAN SC,		2			2
ENVOY OF FORK UNION, LLC DBA ENVOY AT THE VILLAGE		2			2
THOMASVILLE REGIONAL MEDICAL CENTER		2			2
ADVENT HEALTH CENTRAL TEXAS		1	1	50%	2
QUALITY MEDICAL CARE			2	100%	2
CVS GA2236POCT WOODSTOCK		2			2
MINUTECLINIC, LLC #1470		2			2
VA PRIMARY CARE ANNEX			2	100%	2
COASTAL MEDICAL LAB			2	100%	2
SERENADES BY SONATA		1	1	50%	2
MANATEE MEMORIAL HOSPITAL CLINICAL LABORATORY			2	100%	2
BROOME COUNTY HEALTH DEPARTMENT		1	1	50%	2
JACKSON LABORATORY OF GENOMIC MEDICINE		2			2
MEDEXPRESS URGENT CARE - SPRINGDALE, S 40TH STREET		2			2
CVS TN5671POCT MARYVILLE		2			2
SIGNATURE HEALTHCARE OF MIDDLEBURG		2			2
MINUTECLINIC DIAGNOSTIC OF OHIO #6192		2			2
ADVENTHEALTH EAST ORLANDO EMPLOYEE CLINIC		2			2
WAL-MART STORES EAST LP		2			2
SOUTH FLORIDA PEDIATRIC PARTNERS			2	100%	2
PALM BEACH DIABETES & ENDOCRINE SPECIALISTS PA			2	100%	2
THE HOSPITAL OF PROVIDENCE EMERGENCY ROOM			2	100%	2
MID - FLORIDA PATHOLOGY LLC		1	1	50%	2
CAREWELL JW - WORCESTER LNC			2	100%	2

COVID-19: testing by laboratory

Data through Jan 19, 2021 verified as of Jan 20, 2021 at 09:25 AM

Data in this report are provisional and subject to change.

The numbers in the table below represent the number of Florida and non-Florida residents for whom test results were received by the Department of Health. A person can be tested by more than one laboratory and can have both positive and negative results. **Therefore, the sum of the numbers in each column will be larger than the total number of people tested.**

Reporting lab	Inconclusive	Negative	Positive	Percent positive	Total
LILY PHARMACY		2			2
MEDEXPRESS URGENT CARE-SALINA, S 9TH ST		2			2
MINUTECLINIC MINUTECLINIC #4978		1	1	50%	2
GIGI WOOD DAVIS DO-FAMILY MEDICINE		2			2
MINUTECLINIC #2797		2			2
ACCESS CARE MEDICAL GROUP LLC		2			2
NAVAL MEDICAL CENTER			2	100%	2
FL DEPT OF HEALTH MARION COUNTY MOBILE HEALTH UNIT			2	100%	2
UK HEALTHCARE			2	100%	2
ELMHURST MEMORIAL HOSPITAL			2	100%	2
ADVANCED URGENT CARE CENTER OF THE UPPER KEYS			2	100%	2
NU WAVE MEDICAL CENTER			2	100%	2
ACCESS MEDICAL GROUP OF FLORIDA CITY			2	100%	2
MANSFIELD MEDICAL LODGE			2	100%	2
DIAGNOSTIC & MEDICAL SPECIALISTS OF GREENWICH		2			2
EAST NAPLES PEDIATRICS			2	100%	2
Gracemore Nursing and Rehab		2			2
PLASMA MED RESEARCH DBA		2			2
NOVA SOUTHEASTERN UNIVERSITY - STUDENT MEDICAL CTR			2	100%	2
HAWAII DEPARTMENT OF HEALTH			2	100%	2
IMMERSION RESIDENTIAL LLC			2	100%	2
MEDEXPRESS URGENT CARE - OMAHA N 72 ST		2			2
ADVANCED MEDICAL CARE			2	100%	2
SUPERIOR RESIDENCES OF CLERMONT		2			2
OAKBRIDGE TERRACE AT SAE			2	100%	2
CHEROKEE COUNTY HEALTH AND REHAB CENTER		2			2
CEDARS-SINAI MEDICAL CENTER			2	100%	2
ACKERMAN CANCER CENTER		2			2
EXPRESS CARE OF THE SHOALS		1	1	50%	2
STARR COUNTY MEMORIAL HOSPITAL			2	100%	2
CVS IN6654POCT INDIANAPOLIS		2			2
WHOLE CHILD PEDIATRICS			2	100%	2
Church Creek SNF			2	100%	2
CARE 365			2	100%	2
UNIVERISTY OF MIAMI			2	100%	2
STARLING AT NOCATEE			2	100%	2
WINKLER COURT□		1	1	50%	2
ASCENSION ST VINCENT'S RIVERSIDE			2	100%	2
ADVANCED MEDICAL RESEARCH CENTER LLC			2	100%	2
STOP URGENT CARE			2	100%	2
CVS SC7396POCT NORTH MYRTLE BEACH		2			2
MINUTECLINIC DIAGNOSTIC MED GRP OF CA		2			2
MINUTECLINIC DIAGNOSTIC OF TN, PC 6304		1	1	50%	2
FLORIDA MEDICAL CLINIC RADIOLOGY DALE MABRY		2			2
MEMORIAL HOSPITAL OF CARBONDALE			2	100%	2
WALGREENS #13605		2			2
CARE CENTERS OF NASSAU LLC MINER ROAD SOUTH		2			2

COVID-19: testing by laboratory

Data through Jan 19, 2021 verified as of Jan 20, 2021 at 09:25 AM

Data in this report are provisional and subject to change.

The numbers in the table below represent the number of Florida and non-Florida residents for whom test results were received by the Department of Health. A person can be tested by more than one laboratory and can have both positive and negative results. **Therefore, the sum of the numbers in each column will be larger than the total number of people tested.**

Reporting lab	Inconclusive	Negative	Positive	Percent positive	Total
ALL AMERICAN URGENT CARE			2	100%	2
MEDEXPRESS URGENT CARE - WEST ST PAUL, ROBERT ST S		2			2
SINAI PLAZA NURSING AND REHAB CENTER			2	100%	2
ACN PHYSICIANS GROUP CORP			2	100%	2
SAFE PMC		2			2
RIGHT AT HOME			2	100%	2
PRECISION DIAGNOSTIC INC		2			2
AFC PHYSICIANS OF FLORIDA, PA			2	100%	2
CVS CA8850POCT HUNTINGTON BEACH		1	1	50%	2
MINUTECLINIC, LLC (CLINIC 10928)		2			2
BOONES CREEK URGENT CARE		1	1	50%	2
MEDEXPRESS - WILMINGTON KIRKWOOD HIGHWAY		2			2
PREMIER MEDICAL LABORATORY			2	100%	2
CHAPPEL GROUP RESEARCH, THE		2			2
DASCENA, INC			2	100%	2
SV DIAGNOSTIC LAB			2	100%	2
New Jersey Aim At Smg		2			2
DEPT OF HEALTH			2	100%	2
BAYSTATE MEDICAL CENTER		1	1	50%	2
MEDEXPRESS URGENT CARE - BRIDGEVILLE		2			2
BAYLOR COLLEGE OF MEDICINE			2	100%	2
SOUTHSIDE FAMILY MEDICAL		2			2
NEMOURS CHILDRENS PRIMARY CARE			2	100%	2
MEDEXPRESS URGEN CARE - EAST BRUNSWICK		2			2
FLORIDA MEDICAL CLINIC -INTERNAL MED DADE CITY			2	100%	2
NEW BRIDGE MEDICAL CENTER		2			2
GEISINGER MEDICAL CENTER		2			2
CVS NY549POCT RIDGEWOOD		1	1	50%	2
PruittHealth Lakehaven		2			2
FIRST CHOICE MEDICAL PC			2	100%	2
CLINICA HISPANIA			2	100%	2
CELEBRATION PRIMARY CARE ASSOCIATES LLC		2			2
SCIENTIA DIAGNOSTICS			2	100%	2
UNIVERSITY OF KANSAS MEDICAL CENTER			2	100%	2
CARE NOW DENTON			2	100%	2
SOUTHERN TENNESSEE MEDICAL CENTER			2	100%	2
MEDEXPRESS URGENT CARE - JEANNETTE		2			2
FLORIDA PRIMARY CARE AND SPORTS MEDICINE INC			2	100%	2
BRIGHAM AND WOMEN'S HOSPITAL			2	100%	2
SOUTHERN SURGICAL ARTS		2			2
ADVENTHEALTH MEDICAL GROUP PEDIATRICS		1	1	50%	2
ST. ELIZABETH HEALTHCARE			2	100%	2
HUMILITY OF MARY HEALTH PARTNERS			2	100%	2
CARENOW LENEXA			2	100%	2
TMH EC NORTHEAST LABORATORY			2	100%	2
CLINICAL PATHOLOGY LABORATORIES			2	100%	2
MEDEXPRESS URGENT CARE- ALLISON PARK		1	1	50%	2

COVID-19: testing by laboratory

Data through Jan 19, 2021 verified as of Jan 20, 2021 at 09:25 AM

Data in this report are provisional and subject to change.

The numbers in the table below represent the number of Florida and non-Florida residents for whom test results were received by the Department of Health. A person can be tested by more than one laboratory and can have both positive and negative results. **Therefore, the sum of the numbers in each column will be larger than the total number of people tested.**

Reporting lab	Inconclusive	Negative	Positive	Percent positive	Total
ORLANDO LUTHERAN TOWERS		1	1	50%	2
MAGNOLIA ADULT, LLC			2	100%	2
GULF COAST MEDICAL CENTER RESPIRATORY CARE			2	100%	2
MEDEXPRESS URGENT CARE-MT PLEASANT		1	1	50%	2
CVS NJ837POCT MARLTON		2			2
MAYO CLINIC GROUP PRACTICE LABORATORY			2	100%	2
MEMORIAL HERMANN CONSOLIDATED LABORATORY SERVICES			2	100%	2
BAYFRONT FAMILY HEALTH CENTER			2	100%	2
FAMILY FIRST PEDIATRICS			2	100%	2
MINUTECLINIC DIAGNOSTIC OF OHIO #3407		2			2
FLORIDA CLINICAL LABORATORY INC			2	100%	2
TMH FSU RAPID LABORATORY		1	1	50%	2
ASHLEY PEDIATRICS			2	100%	2
MD NOW URGENT CARE CENTER INC.			2	100%	2
ST VINCENTS AMBULATORY CARE INC DBA			2	100%	2
AMERICAN MEDICAL LABORATORIES			2	100%	2
JULIE STAATS DO		2			2
NORTON IMMEDIATE CARE CENTER - PRESTON			2	100%	2
Lakeside Oaks Care Center			2	100%	2
MINUTE CLINIC LLC # 2033		1	1	50%	2
SUNCOAST TECHNICAL COLLEGE SCHOOL OF HEALTH		2			2
INTERNAL MEDICINE & PEDIATRICS WELLNESS CENTER			2	100%	2
Parkside Villa		2			2
BAPTIST HOSPITAL OF MIAMI MCI BROWARD LABORATORY			2	100%	2
AMERICAN HEALTH ASSOC. LABORATORY SOUTH			2	100%	2
OURMED		2			2
SCDHEC BUREAU OF LABORATORIES			2	100%	2
POMERENE HOSPITAL			2	100%	2
NATIONAL JEWISH HEALTH			2	100%	2
LEE MEMORIAL HEALTH SYSTEM D/B/A			2	100%	2
MARQUESA MEDICAL		2			2
CROSSROADS URGENT CARE DBA URGENT TEA		2			2
SPRINGS MEDICAL LAB		1	1	50%	2
RAPID RESULT CORP LLC		1	1	50%	2
STEUBEN COUNTY PUBLIC HEALTH		2			2
CROSSROADS			2	100%	2
BIONIC TECHNOLOGIES CORPORATION			2	100%	2
ARTHREX MEDICAL CENTER EAST			2	100%	2
MINUTECLINIC DIAG OF IND, LLC #10190		2			2
VAULT HEALTH			2	100%	2
DEKALB MEDICAL CENTER LABORATORY			2	100%	2
MINUTE-CLINIC DIAGNOSTIC OF VIRGINIA,		2			2
MIDDLEBURG PEDIATRICS			2	100%	2
ST. MARY'S MEDICAL CENTER EVANSVILLE, INC			2	100%	2
Delaware Court Healthcare Center		2			2
BAPTIST HOSPITAL EMPLOYEE HEALTH OFF			2	100%	2
MINUTECLINIC DIAGNOSTIC OF PA LLC		2			2

COVID-19: testing by laboratory

Data through Jan 19, 2021 verified as of Jan 20, 2021 at 09:25 AM

Data in this report are provisional and subject to change.

The numbers in the table below represent the number of Florida and non-Florida residents for whom test results were received by the Department of Health. A person can be tested by more than one laboratory and can have both positive and negative results. **Therefore, the sum of the numbers in each column will be larger than the total number of people tested.**

Reporting lab	Inconclusive	Negative	Positive	Percent positive	Total
Workmens Circle Multicare Center		2			2
INSPIRIT SENIOR LIVING			2	100%	2
BIOLOGICAL AND CHEMICAL EMERGENCIES LABORATORY			1	100%	1
NASSAU UNIVERSITY MEDICAL CENTER DEPT		1			1
CVS PA371POCT PHILADELPHIA		1			1
LEGACY AT HIGHWOODS PRESERVE		1			1
MEDEXPRESS URGENT CARE, MOSSIDE		1			1
STATE OF FLORIDA			1	100%	1
BRONSON METHODIST HOSPITAL			1	100%	1
KANA MEDICAL			1	100%	1
CFHC - FROSTPROOF			1	100%	1
CHILDREN'S MEMORIAL HOSPITAL			1	100%	1
BLUFFTON HEALTH CENTER			1	100%	1
ARLINGTON ADULT RESIDENTIAL FACILITY, INC			1	100%	1
Waters of Covington		1			1
MEDICAL PAVILION CLINIC			1	100%	1
ALLEGANY COUNTY DEPARTMENT OF HEALTH		1			1
HELGEMO & LIOU PEDIATRICS			1	100%	1
INTERMOUNTAIN MEDICAL CENTER			1	100%	1
FLORIDA HOSPITAL TRANSPLANT CENTER		1			1
The Center at Centennial			1	100%	1
MEMORIAL HERMANN SOUTHWEST HOSPITAL			1	100%	1
COMMUNITY PHYSICIANS OF NORTH PORT PA			1	100%	1
MEADOWS PARK HEALTH AND REHABILITATION		1			1
LAMARQUE DIALYSIS			1	100%	1
PSL JAX BEACH OPERATIONS LLC			1	100%	1
TRUCARE LIVING CENTERS - SELMA			1	100%	1
NORTH CAROLINA STATE LABORATORY OF PUBLIC HEALTH, SPECTRUM LAB NETWORK			1	100%	1
MEDICAL ASSOCIATES OF BREVARD LLC		1			1
NEMOURS CHILDREN'S PRIMARY CARE			1	100%	1
PROMEDICA SENIOR LIVING			1	100%	1
REEVES COUNTY HOSPITAL DISTRICT			1	100%	1
IVAN, MAYA			1	100%	1
CAROMONT HEALTH			1	100%	1
HAWAII DEPARTMENT OF HEALTH LAB			1	100%	1
GATEWAY LABORATORIES		1			1
OCALA REGIONAL DIALYSIS- NORTH			1	100%	1
PEDRO L ORTEGA MD PA			1	100%	1
BAYLOR SCOTT & WHITE MEDICAL SURGICAL CLINIC			1	100%	1
MEMORIAL HEALTH UNIVERSITY MEDICAL CENTER			1	100%	1
SOUTH FLORIDA URGENT CARE CENTERS, LLC			1	100%	1
ST JOHN'S MEDICAL CENTER, TETON VILLAGE			1	100%	1
INNOVATIVE HEALTH DIAGNOSTIC OF CALIFORNIA			1	100%	1
Lenbrook		1			1
CVS SC4286POCT EASLEY		1			1
CITRONELLE HEALTH AND REHABILITATION CENTER		1			1
FALKVILLE HEALTHCARE		1			1

COVID-19: testing by laboratory

Data through Jan 19, 2021 verified as of Jan 20, 2021 at 09:25 AM

Data in this report are provisional and subject to change.

The numbers in the table below represent the number of Florida and non-Florida residents for whom test results were received by the Department of Health. A person can be tested by more than one laboratory and can have both positive and negative results. **Therefore, the sum of the numbers in each column will be larger than the total number of people tested.**

Reporting lab	Inconclusive	Negative	Positive	Percent positive	Total
Kroger 125 - The Little Clinic Castle Rock		1			1
LEHIGH MEDICAL AND RESEARCH CENTER, INC			1	100%	1
ACCESS HEALTH CARE PHYSICIANS LLC			1	100%	1
SELF REGIONAL HEALTHCARE			1	100%	1
Hillside Manor Rehabilitation and Extended Care Center		1			1
FAIRVIEW SOUTHDAL			1	100%	1
SHANDS JACKSONVILLE CLINICAL CENTER			1	100%	1
SOUTHWOOD HEALTHCARE CENTER		1			1
ARIZA WELLNESS CARE LLC			1	100%	1
WEST BOCA MEDICAL CENTER			1	100%	1
CARE CENTERS OF NASSAU, LLC - HENDRICKS RD		1			1
ADVENTHEALTH CENTRA CARE TRINITY			1	100%	1
NASSAU COUNTY HEALTH DEPARTMENT-FERNANDINA BEACH C		1			1
BAYFRONT CARDIOVASCULAR ASSOCIATES			1	100%	1
SARASOTA MEMORIAL HOSPITAL		1			1
CAMBRIDGE HEALTH ALLIANCE			1	100%	1
GEORGE WASHINGTON UNIVERSITY HOSPITAL			1	100%	1
UNIVERSITY OF BALTIMORE WASHINGTON MEDICAL CENTER			1	100%	1
CLERMONT PEDIATRICS, PA			1	100%	1
MOORE CLINICAL RESEARCH INC			1	100%	1
TAMPA HEALTH CARE PROVIDERS PA		1			1
NIBHA MEDIRATTA MD PL			1	100%	1
CLINICAL PATHOLOGY LABORATORIES SOUTHEAST INC			1	100%	1
FLEMING ISLAND CENTER FOR CLINICAL RESEARCH		1			1
Riviera Health Resort		1			1
Kroger 481 - The Little Clinic Houston Levee		1			1
SPRINGFIELD HOSPITAL			1	100%	1
Strasburg Care Center		1			1
NORTHEAST PEDIATRICS			1	100%	1
Imperial Healthcare Centre			1	100%	1
Walgreens #5065		1			1
THE LITTLE CLINIC LLC			1	100%	1
COVID TESTING LLC			1	100%	1
HEALTH EXPRESS		1			1
EXPRESS LAB LIVINGSTON			1	100%	1
VIVIAN SIMMONS FAMILY PRACTICE			1	100%	1
MEDTOWN PHARMACY			1	100%	1
BASCOM PALMER EYE INSTITUTE			1	100%	1
CARESPOT EXPRESS HEALTHCARE BOYNTON BEACH			1	100%	1
BOND COUNTY HEALTH DEPARTMENT			1	100%	1
CAREHERE HUDSON BAY			1	100%	1
INSTANT MEDICAL CARE CENTER			1	100%	1
DOCTORS MEMORIAL HOSP HOME HEALTH CARE		1			1
PEDIATRIC ASSOCIATES - JACKSONVILLE			1	100%	1
HARTFORD HEALTH CARE & REHABILITATION			1	100%	1
HOLMES FAMILY PRACTICE PA			1	100%	1
CYPRESS VILLAGE REHAB CENTER		1			1

COVID-19: testing by laboratory

Data through Jan 19, 2021 verified as of Jan 20, 2021 at 09:25 AM

Data in this report are provisional and subject to change.

The numbers in the table below represent the number of Florida and non-Florida residents for whom test results were received by the Department of Health. A person can be tested by more than one laboratory and can have both positive and negative results. **Therefore, the sum of the numbers in each column will be larger than the total number of people tested.**

Reporting lab	Inconclusive	Negative	Positive	Percent positive	Total
SOUTHWOOD NURSING & RETIREMENT CENTER		1			1
HUNEYCUTT FAMILY PRACTICE			1	100%	1
SPECTRUM LUDINGTON			1	100%	1
SUPERKIDS PEDIATRICS			1	100%	1
ST CATHERINE HOSPITAL LABORATORY			1	100%	1
MINUTECLINIC DIAGNOSTIC MED GRP OF ORA			1	100%	1
BAYLOR SCOTT & WHITE ALL SAINTS MEDICAL CENTER FT			1	100%	1
JACKSONVILLE STATEFL			1	100%	1
ELITE MEDICAL LABORATORY SOLUTIONS LLC			1	100%	1
WEST DADE PEDIATRICS			1	100%	1
SARHA DOCTORS CENTER			1	100%	1
BAYOU URGENT CARE			1	100%	1
PUBLIC HEALTH LABORATORIES			1	100%	1
SELECT MEDICAL CLINIC			1	100%	1
BIODORON LABORATORIES			1	100%	1
DORAL KIDNEY CENTER			1	100%	1
MINUTECLINIC DIAGNOSTIC OF OHIO #5060		1			1
DEVANSH LAB WERKS		1			1
SOUTH MIAMI HOSPITAL			1	100%	1
RAMBAM URGENT CARE			1	100%	1
PARRISH MEDICAL GROUP			1	100%	1
HARRIS URGENT CARE CENTER			1	100%	1
ASCENSION ST VINCENT'S MEDICAL CENTER			1	100%	1
NF Escambia, LLC DBA Olive BranchHealth and Rehabilitaion Center			1	100%	1
GIFFORD MEMORIAL HOSPITAL		1			1
Sunnybrook Rehabilitation Center			1	100%	1
PALM BEACH DIABETES AND ENDOCRINE SPECIALISTS, PA			1	100%	1
ADVANCED CARDIOVASCULAR DIAGNOSTICS OF FL			1	100%	1
AURORA CONSOLIDATED LABORATORY			1	100%	1
WAYNE COUNTY PUBLIC HEALTH		1			1
Seal Rock Healthcare		1			1
Community Care Center of Heritage House, LLC			1	100%	1
CVS IL8751POCT CHICAGO		1			1
OMNI HEALTHCARE INC			1	100%	1
QUEST DIAGNOSTICS INCORPORATED			1	100%	1
Riverside Nursing & Rehabilitation Center		1			1
VELOCITY URGENT CARE			1	100%	1
DOCTORS HEARING			1	100%	1
ADVENTHEALTH MEDICAL GROUP SENIOR HEALTH AT			1	100%	1
MEDEXPRESS URGENT CARE - HADLEY		1			1
ADVANCE GASTROENTEROLOGY			1	100%	1
BAYCARE OUTREACH LAB AT NEW TAMPA			1	100%	1
BL DIAGNOSTICS LLC			1	100%	1
SONORAN DESERT PATHOLOGY			1	100%	1
CARESOUTH HHA HOLDINGS OF THE TREASURE COAST LLC			1	100%	1
The Pines at Poughkeepsie Center for Nursing and Rehabilitation		1			1
MEDEXPRESS URGENT CARE - BROOKHAVEN		1			1

COVID-19: testing by laboratory

Data through Jan 19, 2021 verified as of Jan 20, 2021 at 09:25 AM

Data in this report are provisional and subject to change.

The numbers in the table below represent the number of Florida and non-Florida residents for whom test results were received by the Department of Health. A person can be tested by more than one laboratory and can have both positive and negative results. **Therefore, the sum of the numbers in each column will be larger than the total number of people tested.**

Reporting lab	Inconclusive	Negative	Positive	Percent positive	Total
YOUR KIDS URGENT CARE			1	100%	1
SPARTANBURG REGIONAL MEDICAL CENTER			1	100%	1
PROVIDENCE HOSPITAL			1	100%	1
FLORIDA HOSPITAL LAB			1	100%	1
Florida Baptist Retirement Center		1			1
SUNY AT STONY BROOK			1	100%	1
TALLAHASSEE MEMORIAL HEALTHCARE			1	100%	1
Kroger 020 - The Little Clinic Wheat Ridge		1			1
777 URGENT CARE			1	100%	1
HORIZON MEDICAL CENTER			1	100%	1
PARKWAY REGIONAL MEDICAL CENTER LAB			1	100%	1
Kroger 130 - The Little Clinic Colorado Springs		1			1
NHC Chattanooga			1	100%	1
SAINT JOSEPH'S HOSPITAL AND MEDICAL CENTER		1			1
BMC/NASSAU			1	100%	1
CHIEFLAND MEDICAL CENTER			1	100%	1
MEDEXPRESS URGENT CARE - ST CLAIR, CLOVER DR.		1			1
FLORIDA HEALTH CARE MEDICAL GROUP		1			1
RIVIERA BEACH HEALTH CENTER LAB			1	100%	1
Chestnut Ridge Nursing & Rehab		1			1
NEMOURS CHILDRENS URGENT CARE			1	100%	1
RAPID CITY REGIONAL HOSPITAL -579 ATTN. LABORATORY		1			1
THE TOLEDO HOSPITAL			1	100%	1
Kroger 895 - The Little Clinic Green Hills		1			1
METHODISM MIDLOTHIAN MEDICAL CENTER			1	100%	1
SPECTRUM LABORATORY			1	100%	1
TRIPLE O RESEARCH INSTITUTE PA			1	100%	1
JMJ FAMILY PRACTICE			1	100%	1
TENNOVA ER - SANGO			1	100%	1
VA CBOC			1	100%	1
VIVEX/UMTB BIOMEDICAL			1	100%	1
NEW ULM MEDICAL CENTER			1	100%	1
BATESVILLE - SHERWOOD URGENT CARE			1	100%	1
ORDRS, INC.			1	100%	1
BOULDER COMMUNITY HOSPITAL			1	100%	1
RAJ K PAI MD PA			1	100%	1
Chateau Living Center			1	100%	1
Maple Lane Nursing Home		1			1
CLARKSVILLE MANOR INC		1			1
MEDEXPRESS URGENT CARE - WESTFIELD, E MAIN ST			1	100%	1
THYROID SPECIALTY LABORATORY			1	100%	1
HEALTHCARE ASSOCIATES OF IRVING, LLP			1	100%	1
MY URGENT CARE CLINIC			1	100%	1
UNIVERSITY OF TEXAS AT EL PASO, THE			1	100%	1
ACCOMPLISHED HOME CARE		1			1
CARENOW URGENT CARE-HENDERSONVILLE		1			1
PARK AVENUE PEDIATRICS PC		1			1

COVID-19: testing by laboratory

Data through Jan 19, 2021 verified as of Jan 20, 2021 at 09:25 AM

Data in this report are provisional and subject to change.

The numbers in the table below represent the number of Florida and non-Florida residents for whom test results were received by the Department of Health. A person can be tested by more than one laboratory and can have both positive and negative results. **Therefore, the sum of the numbers in each column will be larger than the total number of people tested.**

Reporting lab	Inconclusive	Negative	Positive	Percent positive	Total
CVS IN5696POCT FORT WAYNE		1			1
Rehab Select of Talladega		1			1
QUEST INC			1	100%	1
Signature Healthcare of Georgetown		1			1
CLINICAL MICROBIOLOGY LAB FAIRVIEW UNIVERSITY HOSPITAL			1	100%	1
Kroger 682 - The Little Clinic New Holland Market			1	100%	1
CVS IL2297652CV CHICAGO		1			1
MEDCOR, INC			1	100%	1
Cortland Acres Association		1			1
JOHNSON & JOHNSON VISION CARE-VISTAKON			1	100%	1
Oak Hill Health & Rehabilitation Center			1	100%	1
ORLANDO PHYSICIAN NETWORK		1			1
CHOTA COMMUNITY HEALTH SERVICES		1			1
CLEVELAND CLINIC OHIO LABORATORIES			1	100%	1
FAMILY MEDICAL CENTERS			1	100%	1
CLINICAL LABORATORY DEPARTMENT			1	100%	1
ALLIED PEDIATRICS & FAMILY MEDICINE			1	100%	1
WEILL CORNELL MEDICAL ASSOCIATES - EAST SIDE		1			1
HANCOCK REGIONAL HOSPITAL		1			1
Winter Park Care and Rehab			1	100%	1
CELEBRATION FAMILY PHYSICIANS LLC			1	100%	1
SUMMIT COUNTY PUBLIC HEALTH DEPARTMENT			1	100%	1
COLONIAL MEDICAL CENTER-EAST ORLANDO			1	100%	1
FAYETTE MEDICAL CENTER LAB		1			1
DONALSONVILLE HOSPITAL			1	100%	1
MC DIAGNOSTIC OF CONNECTICUT, PC #252			1	100%	1
LIMA MEMORIAL HOSPITAL			1	100%	1
CLINTON DRUG STORE		1			1
MID-SOUTH URGENT CARE, PLLC			1	100%	1
Heartland Health Care Center Jacksonville			1	100%	1
EVEXIA DIAGNOSTICS			1	100%	1
ANDREWS			1	100%	1
TARRYTOWN PHARMACY			1	100%	1
IDAHO HEALTH DEPARTMENT			1	100%	1
Masonic Medical Research Institute			1	100%	1
BHA TITUSVILLE CLINIC			1	100%	1
Henry County Health and Rehabilitation		1			1
C V S / PHARMACY #833		1			1
LAKE COMMUNITY ACTION AGENCY		1			1
RIVERTON CBOC			1	100%	1
PEDIATRICS IN NORTH FLORIDA PA			1	100%	1
RHODE ISLAND DEPARTMENT OF HEALTH LABORATORIES			1	100%	1
HENRICO DOCTOR'S LABORATORY			1	100%	1
CAREWELL URGENT CARE FITCHBURG			1	100%	1
Kroger 524 - The Little Clinic Iron Bridge Road		1			1
SAINT BARNABAS MEDICAL CENTER		1			1
PUBLIX PHARMACY #1114			1	100%	1

COVID-19: testing by laboratory

Data through Jan 19, 2021 verified as of Jan 20, 2021 at 09:25 AM

Data in this report are provisional and subject to change.

The numbers in the table below represent the number of Florida and non-Florida residents for whom test results were received by the Department of Health. A person can be tested by more than one laboratory and can have both positive and negative results. **Therefore, the sum of the numbers in each column will be larger than the total number of people tested.**

Reporting lab	Inconclusive	Negative	Positive	Percent positive	Total
Oakview Manor Health and Rehab		1			1
TEXAS HEALTH ARLINGTON MEMORIAL		1			1
OMAHA VA MEDICAL CENTER			1	100%	1
QUALITY CLINICAL LAB LLC			1	100%	1
PENNY PEDIATRICS		1			1
DUKE UNIVERSITY POINT OF CARE TESTING PROGRAM			1	100%	1
IMMY LABS			1	100%	1
CURELOGICS WOUND CARE & HYPERBARIC CENTER		1			1
KEY WEST HMA PHYSICIAN MANAGEMENT, LLC			1	100%	1
MIAMI CHILDRENS HOSPITAL MIDTOWN OUTPATIENT CENTER			1	100%	1
DIAGNOSTIC GROUP INTEGRATED HEALTHCARE			1	100%	1
Good Samaritan Society-Atkinson		1			1
MOUNT SINAI MEDICAL CENTER AVENTURA ER			1	100%	1
Memorial Health Care Center			1	100%	1
NORTH OKALOOSA CLINIC CORP		1			1
STARLING AT SAN JOSE			1	100%	1
CONTINENTAL HOME HEALTH CARE INC			1	100%	1
OLEAN GENERAL HOSPITAL		1			1
TENNOVA HEALTHCARE - CLEVELAND			1	100%	1
MISSISSIPPI VALLEY REGIONAL BLOOD CENTER			1	100%	1
RCP OF MEMORIAL WEST			1	100%	1
GOSHEN HOSPITAL			1	100%	1
MONMOUTH MEDICALC ENTER		1			1
SANTA BARABARA ALF LLC (THE WINDSOR)			1	100%	1
SANITAS RESEARCH LLC			1	100%	1
CVS NC7047POCT DURHAM		1			1
Bethel Lutheran Nursing & Rehabilitation Center		1			1
CVS KY4779POCT LOUISVILLE		1			1
LAB. CORP. OF AMERICA			1	100%	1
EAST END PEDIATRICS		1			1
MINUTECLINIC DIAGNOSTIC, PA		1			1
SHELBYVILLE HOSPITAL COMPANY		1			1
HAMILTON CHD		1			1
REFERENCE LABORATORY			1	100%	1
HABANA HEALTH CARE CENTER			1	100%	1
HOLLAND COMMUNITY HOSPITAL		1			1
FRESENIUS KIDNEY CARE DUNEDIN			1	100%	1
HOLYOKE MEDICAL CENTER			1	100%	1
ST. PETERSBURG PEDIATRICS-SEMINOLE			1	100%	1
MINUTECLINIC DIAGNOSTIC OF NH, LLC (CL		1			1
LabCorp L#09258295 M#09258285			1	100%	1
Accordius Health at Gastonia			1	100%	1
Kroger 096 - The Little Clinic Orchard and Holly		1			1
Kroger 426 - The Little Clinic Suwanee		1			1
WEST VIRGINIA UNIVERSITY HOSPITALS			1	100%	1
CVS OH10209POCT UNIONTOWN		1			1
SAN JOSE CLINIC		1			1

COVID-19: testing by laboratory

Data through Jan 19, 2021 verified as of Jan 20, 2021 at 09:25 AM

Data in this report are provisional and subject to change.

The numbers in the table below represent the number of Florida and non-Florida residents for whom test results were received by the Department of Health. A person can be tested by more than one laboratory and can have both positive and negative results. **Therefore, the sum of the numbers in each column will be larger than the total number of people tested.**

Reporting lab	Inconclusive	Negative	Positive	Percent positive	Total
CHAMBREL AT PINECASTLE			1	100%	1
LAB TEST KENDALL LLC		1			1
WATERTOWN URGENT CARE		1			1
Kroger 328 - The Little Clinic Henderson Road		1			1
ROSLYN INTERNAL MEDICINE		1			1
CLEVELAND CLINIC OUTPATIENT LABORATORY			1	100%	1
QUALITY LAB			1	100%	1
Kroger 907 - The Little Clinic Holland		1			1
COBLESKILL REGIONAL HOSPITAL		1			1
SARASOTA IMMEDIATE CARE			1	100%	1
Bolingreen Health and Rehabilitation		1			1
LABORATORIO BUENA SALUD			1	100%	1
Smg At Bridgewater Family Medicine		1			1
CLIFTON-FINE HOSPITAL LABORATORY		1			1
ST. VINCENT HOSPITAL			1	100%	1
LANGLADE			1	100%	1
ATHENA PLASTIC SURGERY		1			1
THE LITTLE CLINIC, LLC			1	100%	1
DOCTORS HOSPITAL OF LAREDO			1	100%	1
BUFFALO VAMC			1	100%	1
COASTAL ER IX, PHYSICIANS PREMIER			1	100%	1
BLACKBERRY CENTER, THE		1			1
ADVANCED MEDICAL LABORATORIES (AML)			1	100%	1
WESTOX LABS		1			1
HEALTHCARE AND REHAB OF SANFORD			1	100%	1
EAST COAST INSTITUTE FOR RESEARCH LLC			1	100%	1
MINIUTECLINIC DIAG OF IND, LLC #6553		1			1
CHRISTIANA HOSPITAL		1			1
TITUS REGIONAL MEDICAL CENTER			1	100%	1
KENT		1			1
MEDEXPRESS URGENT CARE-BRENTWOOD		1			1
CVS OH5457POCT POWELL		1			1
HARDIN MEMORIAL HOSPITAL - HEARTLAND PATHOLOGY CONSULTANTS			1	100%	1
ADVANCE MD CARE			1	100%	1
Heritage of Red Cloud		1			1
INDIAN RIDGE		1			1
SPORTS MEDICINE CLINIC - U OF WYOMING			1	100%	1
CFP PHYSICIANS GROUP			1	100%	1
LAKE SUCCESS EXTENDED CARE		1			1
MEMORIAL HOSPITAL WEST			1	100%	1
Kroger 596 - The Little Clinic Brentwood		1			1
ENZO LABS INC			1	100%	1
MEDICAL ASSOCIATES OF CARTER		1			1
PALOMAR MEDICAL CENTER			1	100%	1
POUDRE VALLEY HOSPITAL			1	100%	1
MERRILL GARDENS AT CHAMPIONSGATE			1	100%	1
Life Care Center of Paradise Valley		1			1

COVID-19: testing by laboratory

Data through Jan 19, 2021 verified as of Jan 20, 2021 at 09:25 AM

Data in this report are provisional and subject to change.

The numbers in the table below represent the number of Florida and non-Florida residents for whom test results were received by the Department of Health. A person can be tested by more than one laboratory and can have both positive and negative results. **Therefore, the sum of the numbers in each column will be larger than the total number of people tested.**

Reporting lab	Inconclusive	Negative	Positive	Percent positive	Total
APALACHEE CENTER INC		1			1
HCL LABORATORIES			1	100%	1
CHESAPEAKE REGIONAL MEDICAL CENTER			1	100%	1
JOSEPH SCHENKER MD PC		1			1
Orchid Cove at Naples			1	100%	1
Villa Maria			1	100%	1
ADVANCE HEALTH AND WELLNESS SOLUTIONS			1	100%	1
CULINARY INSTITUTE OF AMERICA STUDENT		1			1
VITAL CARE			1	100%	1
CFCH - FROSTPROOF			1	100%	1
MINUTECLINIC, LLC #09202		1			1
WALGREENS #5130			1	100%	1
HIGH DESERT COURT GROUP HOME			1	100%	1
KEY BISCAVNE PEDIATRIC ASSOCIATES INC			1	100%	1
HARRINGTON PARK HEALTH AND REHAB		1			1
Monument Health Strugis Care Center		1			1
FLORIDA ADVANCED MEDICAL AND DERM AESTHETICS LLC			1	100%	1
SMA BEHAVIORAL HEALTH SERVICES INC		1			1
CELEBRATION HOSPITAL			1	100%	1
CVS HEALTH, #2043		1			1
ST JOHNS MEDICAL CENTER		1			1
DERMDX, DIV OF AURORA DIAGNOSTICS/BERNHARDT LAB		1			1
Kroger 777 - The Little Clinic Shelbyville		1			1
CAN COMMUNITY HEALTH LLC		1			1
ASPIRUS WAUSAU HOSPITAL			1	100%	1
CENTURY LINK SPORTS COMPLEX			1	100%	1
FLAGLER CARE CENTER			1	100%	1
CMC MERCY LABORATORY			1	100%	1
MEDEXPRESS URGENT CARE - TOPEKA, SW WANAMAKER RD		1			1
MID FLORIDA DERMATOLOGY ASSOCIATES PA			1	100%	1
Good Samaritan Society - Albion		1			1
PEDIATRIC PARTNERS ZEPHYRHILLS			1	100%	1
NHC HealthCare St. Charles		1			1
PANCARE HEALTH - BRUCE			1	100%	1
Walgreens #5421		1			1
CONWAY - SHERWOOD URGENT CARE			1	100%	1
LEXINGTON HOSPITAL CORPORATION			1	100%	1
SHAH			1	100%	1
Summit Medical Group Morristown Oncology		1			1
CENTRAL TX MEDICAL CENTER - LAB			1	100%	1
DEBORAH HEART AND LUNG CENTER		1			1
Washington County Nursing H0me			1	100%	1
TANGLEWOOD MANOR		1			1
Glenburn Home		1			1
LAREDO EMERGENCY ROOM			1	100%	1
CVS OH3393POCT AURORA			1	100%	1
WINTER PARK MEMORIAL HOSPITAL LABORATORY		1			1

COVID-19: testing by laboratory

Data through Jan 19, 2021 verified as of Jan 20, 2021 at 09:25 AM

Data in this report are provisional and subject to change.

The numbers in the table below represent the number of Florida and non-Florida residents for whom test results were received by the Department of Health. A person can be tested by more than one laboratory and can have both positive and negative results. **Therefore, the sum of the numbers in each column will be larger than the total number of people tested.**

Reporting lab	Inconclusive	Negative	Positive	Percent positive	Total
PHYSICIANS PREMIER			1	100%	1
GWINNETT MEDICAL CENTER			1	100%	1
GALVESTON COUNTY HEALTH DISTRICT			1	100%	1
American Fork Care Center dba Heritage Care Center		1			1
COMMUNITY			1	100%	1
SYNERGENE LABORATORY			1	100%	1
AVON PARK CLUSTER		1			1
SOUTHWEST REGIONAL PCR LABORATORY			1	100%	1
Medicalodges Neosho			1	100%	1
ABSOLUTE HEALTH INTERNAL MEDICINE AND PEDIATRICS		1			1
NEW ERA COMMUNITY HEALTH CENTER LLC		1			1
OCEAN MEDICAL CENTER		1			1
ARIZONA STATE LABORATORY			1	100%	1
GASTROENTEROLOGY ASSOC OF PENSACOLA, PA			1	100%	1
Parkside Manor		1			1
Community Compassion Center of Batesville			1	100%	1
MAURY REGIONAL MEDICAL CENTER		1			1
GOOD SAMARITAN HOSPITAL			1	100%	1
Kroger 448 - The Little Clinic Mason		1			1
Falmouth By The Sea			1	100%	1
MEDEXPRESS URGENT CARE-MEADVILLE			1	100%	1
FULGENT GENETICS HOUSTON		1			1
MID FLORIDA BIOLOGICALS			1	100%	1
SOUTH DADE NURSING & REHABILITATION CENTER			1	100%	1
CVS IL1773POCT TINLEY PARK		1			1
PROVIDENCE PORTLAND MEDICAL CENTER		1			1
KIOSK MEDICINE KENTUCKY LLC		1			1
ADVENTHEALTH HOME CARE WATERMAN			1	100%	1
FRESENIUS SOUTH FORT MYERS		1			1
ENCORE AT BOCA RATON, THE			1	100%	1
ROBERTS WESLEYAN COLLEGE HEALTH CENTE		1			1
CRUSADER COMMUNITY HEALTH			1	100%	1
GRAND VILLA OF PINELLAS PARK			1	100%	1
MINUTECLINIC DIAG OF IND, LLC #5369		1			1
Pinnacle Assisted Living			1	100%	1
YUMA REGIONAL MEDICAL CENTER			1	100%	1
VITAL CARE CLINIC, LLC			1	100%	1
MINUTECLINIC DIAG OF IND, LLC #4368		1			1
CABELL HUNTINGTON HOSPITAL CLINICAL LAB			1	100%	1
Carrollton Manor Inc		1			1
Cottage of the Shoals		1			1
Walgreens #3661		1			1
SOMA MEDICAL CENTER PA #3 GREENACRES			1	100%	1
Mountain City Care and Rehabilitation Center		1			1
BREVARD FAMILY WALK IN CLINIC			1	100%	1
BHS PHYSICIAN NETWORK			1	100%	1
ST VINCENT'S AMBULATORY CARE INC			1	100%	1

COVID-19: testing by laboratory

Data through Jan 19, 2021 verified as of Jan 20, 2021 at 09:25 AM

Data in this report are provisional and subject to change.

The numbers in the table below represent the number of Florida and non-Florida residents for whom test results were received by the Department of Health. A person can be tested by more than one laboratory and can have both positive and negative results. **Therefore, the sum of the numbers in each column will be larger than the total number of people tested.**

Reporting lab	Inconclusive	Negative	Positive	Percent positive	Total
HIGHLAND PARK LAKEWOOD PRESTON HOLLOW			1	100%	1
LAKE LURE HEALTH CENTER			1	100%	1
SPECIALTY DRUG TESTING			1	100%	1
ALABAMA REFERENCE LAB			1	100%	1
Consulate Health Care of Tallahassee			1	100%	1
BROOKSHIRE, THE			1	100%	1
NORTH FLORIDA MEDICAL CENTERS INC		1			1
MEDEXPRESS URGENT CARE - BENTONVILLE		1			1
MEDONE URGENT CARE			1	100%	1
CVS TX3292POCT WYLIE		1			1
BEAUMONT REFERENCE LABORATORY			1	100%	1
MAINE CENTER FOR DISEASE CONTROL AND PREVENTION			1	100%	1
Arlington Care Center			1	100%	1
WINNIFRED ASSISTED LIVING FACILITY INC		1			1
Kroger - KRO03400316			1	100%	1
KETTERING MEDICAL CENTER			1	100%	1
AVERA SACRED HEART HOSPITAL			1	100%	1
Manassas Health & Rehab			1	100%	1
MT CARMEL PHARMACY INC		1			1
WILMINGTON NURSING AND REHAB			1	100%	1
MINUTE CLINIC DIAGNOSTIC OF VIRGINIA, LLC #6292		1			1
SCIENCE CARE			1	100%	1
Glen Oaks Health and REhabilitation		1			1
FLORIDA HEART AND VASCULAR MULTISPECIALTY GROUP PA			1	100%	1
ATHENS LIMESTONE HOSPITAL		1			1
HSRE-ASL CASSELBERRY TRS, LLC			1	100%	1
ADVENTHEALTH SENIOR CARE AT ORMOND			1	100%	1
CHATSWORTH ASSISTED LIVING COMMUNITY AT PGA NATIONAL			1	100%	1
Niles Nursing and Rehab. Center		1			1
SUNCOAST PRIMARY CARE LLC			1	100%	1
QC LABORATORY			1	100%	1
ALL PRO ORTHOPEDICS & SPORTS MEDICINE, PA			1	100%	1
SOMA MEDICAL CENTER PA			1	100%	1
EXACCARE KINGSTON, LLC			1	100%	1
RIVERSIDE MEDICAL CENTER		1			1
FLAGLER PROFESSIONAL HEALTH CARE SERVICES INC		1			1
SYNAPSE ANALYTICAL LABS		1			1
SANFORD LABORATORIES WATERTOWN			1	100%	1
OSF SAINT FRANCIS MEDICAL CENTER			1	100%	1
441 URGENT CARE CENTER - BROWNWOOD			1	100%	1
MINUTECLINIC DIAGNOSTIC OF KANSAS, PC		1			1
Heartland of Perrysburg		1			1
ADVANCED LABORATORY SERVICES			1	100%	1
SUN CITY DIAGNOSTIC CENTER			1	100%	1
MED-LAKE LABORATORY			1	100%	1
ST FRANCIS MEDICAL CENTER			1	100%	1
Ravenwood Speciality Care		1			1

COVID-19: testing by laboratory

Data through Jan 19, 2021 verified as of Jan 20, 2021 at 09:25 AM

Data in this report are provisional and subject to change.

The numbers in the table below represent the number of Florida and non-Florida residents for whom test results were received by the Department of Health. A person can be tested by more than one laboratory and can have both positive and negative results. **Therefore, the sum of the numbers in each column will be larger than the total number of people tested.**

Reporting lab	Inconclusive	Negative	Positive	Percent positive	Total
AZALEALAND NURSING HOME		1			1
WELLINGTON WEST 100176			1	100%	1
DEVITA		1			1
ATHENS MEDICAL CENTER			1	100%	1
NORWALK HOSPITAL			1	100%	1
Broomall Manor		1			1
WALGREENS #15291		1			1
BAYSIDE URGENT CARE CENTER INC			1	100%	1
MEDEXPRESS URGENT CARE - WICHITA, N MAIZE RD		1			1
LAKE VIEW COURT		1			1
SILVER SPRINGS SHORES DIALYSIS			1	100%	1
DOCTOR'S IN-HOUSE LAB/COMMUNITY HEALTH CENTERS OF PINELLAS - JOHNNIE R			1	100%	1
US LABORATORIES			1	100%	1
Raleigh Center (WV)			1	100%	1
BELLMORE PEDIATRICS		1			1
ALLIED PHYSICIANS GROUP		1			1
JOHN KNOX MANOR INC II			1	100%	1
PALMA CEIA MED GROUP-SWANN		1			1
Kroger 390 - The Little Clinic North College Hill		1			1
BLACK STALLION WALK IN AND EXERCISE CLINICS LLC		1			1
SYNEOS HEALTH			1	100%	1
PM PEDIATRICS OF SELDEN, PLLC		1			1
Kroger 368 - The Little Clinic Frankfort West		1			1
MEDEXPRESS URGENT CARE - LINCOLN		1			1
HEALTH GUAGE			1	100%	1
IRA FIALKO DO			1	100%	1
Walgreens #9278		1			1
MEMORIAL HOSPITAL LOS BANOS			1	100%	1
BRISTOL REGINAL MEDICAL CENTER			1	100%	1
Victory Health and Rehabilitation			1	100%	1
SEATTLE-KING COUNTY			1	100%	1
WHEATON FRANCISCAN LABORATORY			1	100%	1
USC VERDUGO HILLS HOSPITAL			1	100%	1
LIFE CARE CENTER OF HILTON HEAD		1			1
PROMUS DIAGNOSTICS, LLC			1	100%	1
A G RHODES HOME AT WESLEY WOODS		1			1
LAS PALMAS MEDICAL CENTER			1	100%	1
EVANS FAMILY CARE PA			1	100%	1
THE EDGEWATER AND WATERMAN VILLAGE			1	100%	1
CUSTOM SCRIPTS PHARMACY		1			1
NORTH COUNTRY FAMILY HEALTH CENTER INC		1			1
Kroger - KRO01100688			1	100%	1
THE INTERNAL MEDICAL GROUP		1			1
CVS HEALTH, #5962		1			1
STEWARD FLORIDA ALF, INC			1	100%	1
CVS RI1717POCT 1 CVS DR			1	100%	1
MDS PHARMA SERVICES		1			1

COVID-19: testing by laboratory

Data through Jan 19, 2021 verified as of Jan 20, 2021 at 09:25 AM

Data in this report are provisional and subject to change.

The numbers in the table below represent the number of Florida and non-Florida residents for whom test results were received by the Department of Health. A person can be tested by more than one laboratory and can have both positive and negative results. **Therefore, the sum of the numbers in each column will be larger than the total number of people tested.**

Reporting lab	Inconclusive	Negative	Positive	Percent positive	Total
MINUTE CLINIC LLC #1909		1			1
URGENT DOC -NACOGODOCHES CLINIC			1	100%	1
GSM OCED Subsection			1	100%	1
FAMILY PRACTICE OF CENTRAL FLORIDA PA			1	100%	1
MEDEXPRESS-DOVER		1			1
DR PHILLIPS CENTER FOR WELLNESS		1			1
PRIME CARE FAMILY MEDICINE			1	100%	1
Crisp Regional Nursing and Rehab Center		1			1
SANTA CLARA VALLEY MEDICAL CENTER			1	100%	1
UNIVERSITY COMMUNITY HEALTH SERVICES			1	100%	1
CVS NJ2815POCT E BRUNSWICK		1			1
EASTMAN HEALTHCARE & REHAB		1			1
Cerenity Senior Care-White Bear Lake		1			1
CROSSROADS URGENT CARE PLLC		1			1
ADVENTHEALTH MEDICAL GROUP UROLOGY AT EAST ORLANDO		1			1
CVS TN7698POCT KNOXVILLE		1			1
GENESIS MICROBIOLOGY LAB		1			1
LAKE BALDWIN			1	100%	1
ALLIANCE LABORATORY SERVICES			1	100%	1
Kroger 353 - The Little Clinic Harpers Point		1			1
Baypoint Healthcare Center			1	100%	1
TALLAHASSEE PRIMARY CARE ASSOCIATES PA			1	100%	1
CHIPOLA QUICK CARE			1	100%	1
CARESPOT - LEE VISTA			1	100%	1
OUCH URGENT CARE			1	100%	1
NSPIRE HEALTHCARE PLANTATION			1	100%	1
ROYAL PALM PEDIATRICS			1	100%	1
San Antonio Residence and Rehabilitation Center		1			1
ASHLEY CLINICAL DIAGNOSTIC LABORATORY			1	100%	1
HEALTH FIRST MEDICAL GROUP LLC			1	100%	1
NULEASE MEDICAL SOLUTIONS			1	100%	1
CERMAK HEALTH SERVICES			1	100%	1
ADVANCED RESEARCH AND DIAGNOSTIC LABORATORY UNIVERSITY OF MINNESOTA			1	100%	1
SAINT JOSEPHS HOSPITAL OF ATLANTA			1	100%	1
Kroger 687 - The Little Clinic Sugar Hill			1	100%	1
MYCLINIC, INC			1	100%	1
DIXIE REGIONAL MEDICAL CENTER			1	100%	1
CVS IN8669POCT INDIANAPOLIS		1			1
ANMED HEALTH MEDICAL CENTER			1	100%	1
Bayou Vista Community Care Center			1	100%	1
MIDWAY SPECIALTY CARE CENTER INC		1			1
Manor Care of Dallastown d/b/a ManorCare Health Services - Dallastown		1			1
PROGENESIS INC			1	100%	1
KEY WEST BRANCH MEDICAL CLINIC			1	100%	1
PRIORITY CARE LLC			1	100%	1
MILFORD REGIONAL HOSPITAL			1	100%	1
Ramsey Village		1			1

COVID-19: testing by laboratory

Data through Jan 19, 2021 verified as of Jan 20, 2021 at 09:25 AM

Data in this report are provisional and subject to change.

The numbers in the table below represent the number of Florida and non-Florida residents for whom test results were received by the Department of Health. A person can be tested by more than one laboratory and can have both positive and negative results. **Therefore, the sum of the numbers in each column will be larger than the total number of people tested.**

Reporting lab	Inconclusive	Negative	Positive	Percent positive	Total
SUMMERFIELD PAIN MANAGEMENT			1	100%	1
MEDEXPRESS URGENT CARE - LEOMINSTER		1			1
MEDEXPRESS URGENT CARE - ROSS TOWNSHIP		1			1
Rio Grande City Nursing and Rehab Center			1	100%	1
PROGRESSIVE MEDICAL RESEARCH			1	100%	1
DISCOVERY AT HOME, LLC			1	100%	1
MRMC LAB MICRO			1	100%	1
Kroger 409 - The Little Clinic Hebron Marketplace			1	100%	1
ROSE MEDICAL CENTER LAB			1	100%	1
LABORATORY COPRORATION OF AMERICA			1	100%	1
ADVENTHEALTH PHYSICIAN GROUP - APPLEWOOD			1	100%	1
JPS HEALTH CENTER AT TRUE WORTH PLACE			1	100%	1
FOUNDATION LABORATORY			1	100%	1
SOFTCELL L-FORM LABORATORIES, LLC			1	100%	1
MID-FLORIDA PATHOLOGY LLC		1			1
Hackensack Univ Medical Center At Pasc		1			1
SEACOAST PATHOLOGY PROFESSIONAL ASSOC		1			1
COLONIAL VILLA GOOD SAMARITAN CENTER		1			1
BAPTIST HEALTH MEDICAL PLAZA			1	100%	1
Carington Park			1	100%	1
WELLNOW URGENT CARE-OSWEGO			1	100%	1
PHYSICIANS PRIMARY CARE LEHIGH PEDS			1	100%	1
UNIVERSITY OF MIAMI MILLER SCHOOL			1	100%	1
SHANNON MEDICAL CENTER			1	100%	1
FLORIDA DEPARTMENT OF HEALTH SEMINOLE COUNTY		1			1
GAMMA HEALTHCARE, INC		1			1
FRESENIUS KIDNEY CARE FORT WALTON BEACH			1	100%	1
OPTIMAL MEDICINE INC		1			1
Bivins Pointe			1	100%	1
USCG AIR STATION CLEARWATER CLINIC			1	100%	1
VISTA DEL SOL MED ASSOC		1			1
ULTIMATE ANALYSIS LABORATORY			1	100%	1
LITTLE FALLS HOSPITAL LABORATORY		1			1
CARSON NURSING AND REHABILITATION CENTER		1			1
ALTA BATES SUMMIT MEDICAL CENTER CLINICAL LAB			1	100%	1
BEAUMONT HOSPITAL			1	100%	1
REGIONAL MEDICAL LABORATORY			1	100%	1
EXCEPTIONAL EMERGENCY CENTER			1	100%	1
HAMILTON COUNTY HEALTH DEPARTMENT		1			1
ALPHA 1 ANTITRYPSIN RESEARCH PROGRAM			1	100%	1
CYPRESS CREEK DIALYSIS CTR			1	100%	1
CVS CA9165POCT SAN DIEGO		1			1
Central Park Healthcare & Rehabilitation Center		1			1
ONslow COUNTY HEALTH DEPARTMENT			1	100%	1
BOSTON PUBLIC HEALTH COMMISSION			1	100%	1
PASCO COUNTY HEALTH DEPARTMENT			1	100%	1
FAIRFIELD MEDICAL CENTER			1	100%	1

COVID-19: testing by laboratory

Data through Jan 19, 2021 verified as of Jan 20, 2021 at 09:25 AM

Data in this report are provisional and subject to change.

The numbers in the table below represent the number of Florida and non-Florida residents for whom test results were received by the Department of Health. A person can be tested by more than one laboratory and can have both positive and negative results. **Therefore, the sum of the numbers in each column will be larger than the total number of people tested.**

Reporting lab	Inconclusive	Negative	Positive	Percent positive	Total
Freedom Pointe at The Villages			1	100%	1
MINUTE CLINIC DIAGNOSTIC MED GRP OF CA		1			1
SONNI'S PEDIATRICS			1	100%	1
WALGREENS NO 19542		1			1
CENTRAL FL INTERNAL MEDICINE ASSOCIATES LLC		1			1
EDGAR PRICE FAMILY & CHILDREN HEALTHCARE CENTER			1	100%	1
MEDEXPRESS URGENT CARE - LAWRENCE		1			1
KENDALL PEDIATRICS PARTNERS LLC			1	100%	1
NEW YORK STATE DEPARTMENT OF HEALTH			1	100%	1
Kroger 379 - The Little Clinic Stony Brook		1			1
SUMMIT LABORATORY			1	100%	1
Wedgewood Manor		1			1
COASTAL PEDIATRICS LLC			1	100%	1
CORDOVA FAMILY PRACTICE			1	100%	1
EASTSIDE MEDICAL CLINIC		1			1
NABI		1			1
DOYLESTOWN HOSPITAL			1	100%	1
CVS AZ69POCT PEORIA		1			1
CHRISTUS SPOHN HOSPITAL			1	100%	1
ENCOMPASS HEALTH HOME HEALTH		1			1
ANY LAB TEST NOW JACKSONVILLE		1			1
VISTA LAKE ASSISTED LIVING			1	100%	1
SMITH KLINE			1	100%	1
DSI LABORATORIES-NAPLES-7TH			1	100%	1
POETS WALK SARASOTA			1	100%	1
OMNICARE PHARMACY OF TEXAS 1, LP		1			1
TMH URGENT CARE CENTER			1	100%	1
GENEVA FAMILY HEALTH			1	100%	1
WINDSOR WOODS REHAB & HEALTHCARE CTR			1	100%	1
ORCHID TERRACE		1			1
CVS IL3163POCT OAK PARK		1			1
CAROLINAS HEALTHCARE SYSTEM LAB			1	100%	1
HIGHLANDS CLINICAL LABORATORY			1	100%	1
URGENT CARE CENTER OF PORT ORANGE LLC			1	100%	1
DAVITA DIALYSIS-NORTH			1	100%	1
CVS PA1671POCT LANCASTER		1			1
WELLPATH			1	100%	1
ADVENTHEALTH MEDICAL GROUP ADULT AND SENIOR HEALTH			1	100%	1
MEMORIAL HEALTH SYSTEM		1			1
FREEPORT ER DOX URGENT CARE		1			1
BLOSSOMS ASSISTED LIVING 1 LLC			1	100%	1
MAINE HEALTH AND ENVIRONMENTAL TESTING LABORATORY			1	100%	1
INTERNAL MEDICINE GROUP OF CENTRAL FLORIDA			1	100%	1
El Paso Health Care Center			1	100%	1
Buena Vista Care Center		1			1
STONECREST MEDICAL CENTER		1			1
Acts Manor House		1			1

COVID-19: testing by laboratory

Data through Jan 19, 2021 verified as of Jan 20, 2021 at 09:25 AM

Data in this report are provisional and subject to change.

The numbers in the table below represent the number of Florida and non-Florida residents for whom test results were received by the Department of Health. A person can be tested by more than one laboratory and can have both positive and negative results. **Therefore, the sum of the numbers in each column will be larger than the total number of people tested.**

Reporting lab	Inconclusive	Negative	Positive	Percent positive	Total
SUN CLINICAL LABORATORIES			1	100%	1
HEALTHPARTNERS HUDSON CLINIC			1	100%	1
WALGREENS # 12338		1			1
UABC			1	100%	1
GADSDEN FAMILY PRACTICE		1			1
SIGNATURE CARE MIDLAND			1	100%	1
SHANNON CLARK OD, PA			1	100%	1
HARMONY HEALTHCARE ORLANDO INC		1			1
LIFE CARE CENTER OF GWINNETT		1			1
METROPOLITAN			1	100%	1
Melbourne Terrace Rehabilitation Center			1	100%	1
SANTA ROSA PEDIATRICS			1	100%	1
JAX FAMILY CARE		1			1
PALM SPRINGS GENERAL HOSPITAL			1	100%	1
MD NOW MEDICAL CENTERS, INC			1	100%	1
PUTNAM CO HOSPITAL-D/B/A ASBURY TOWERS		1			1
VANDERBILT UNIVERSITY MEDICAL CENTER			1	100%	1
CLEVELAND HEARTLAB			1	100%	1
MED TECH CLINICAL LABORATORY		1			1
MEMORIALCARE LONG BEACH MEDICAL CENTER			1	100%	1
ALL CARE URGENT CARE			1	100%	1
NANCY M WORTHINGTON MD PA			1	100%	1
AURORA HEALTH CARE METRO INC			1	100%	1
CVS MD2956POCT NEW MARKET			1	100%	1
PATIENT FIRST - LEESBURG			1	100%	1
WINCHESTER HOSPITAL			1	100%	1
MEMORIAL HERMANN HOSPITAL			1	100%	1
SWIFTCARE URGENT CARE, PLLC			1	100%	1
NORTHEAST TEXAS DIALYSIS		1			1
ELATION HEALTH		1			1
JMC TALLAHASSEE, LLC			1	100%	1
ENCOMPASS HEALTH REHABILITATION			1	100%	1
DECATUR MORGAN HOSPITAL - DECATUR GENE		1			1
Crowne Place Assisted Living		1			1
COSTCO PHARMACY #1023			1	100%	1
STANLY REGIONAL MEDICAL CENTER			1	100%	1
NEW SMYRNA BEACH AMBULATORY CARE CTR			1	100%	1
MEDEXPRESS URGENT CARE - ANDERSON		1			1
Lynwood		1			1
Garden Villa Bedford		1			1
FLORIDA STATE UNIVERSITY HEALTH SERVICES			1	100%	1
NATION'S BEST CARE HOME HEALTH			1	100%	1
UT HEALTH RIO GRANDE VALLEY PRIMARY CARE AT			1	100%	1
FAMILY MEDICAL CENTRE			1	100%	1
CENTRAL TX URGENT CARE			1	100%	1
DOCTORS CARE - GREER		1			1
VA OUTPATIENT PHARMACY			1	100%	1

COVID-19: testing by laboratory

Data through Jan 19, 2021 verified as of Jan 20, 2021 at 09:25 AM

Data in this report are provisional and subject to change.

The numbers in the table below represent the number of Florida and non-Florida residents for whom test results were received by the Department of Health. A person can be tested by more than one laboratory and can have both positive and negative results. **Therefore, the sum of the numbers in each column will be larger than the total number of people tested.**

Reporting lab	Inconclusive	Negative	Positive	Percent positive	Total
NORTH SHORE HEMATOLOGY-ONCOLOGY ASSOCIATES		1			1
MEA PRIMARY CARE PLUS BYRAM			1	100%	1
BUFFALO CROSSINGS HEALTHCARE AND REHABILITATION CENTER			1	100%	1
APPLECARE URGENT CARE KINGSLAND			1	100%	1
ADVANCED HEALTHCARE ASSOCIATES		1			1
HENRY FORD HOSPITAL			1	100%	1
KNOX COMMUNITY HOSPITAL			1	100%	1
NONA MEDICAL ARTS		1			1
PREMIER PEDIATRICS			1	100%	1
PENSACOLA MEDICAL CLINIC LLC			1	100%	1
GIBSON AREA PRIMARY CARE			1	100%	1
Diversicare of Smyrna		1			1
HENRY FORD WEST BLOOMFIELD HOSPITAL			1	100%	1
UMASS MEMORIAL/MARLBORO HOSPITAL			1	100%	1
University Plaza Rehabilitation and Nursing			1	100%	1
BLUETAIL MEDICAL GROUP, LLC			1	100%	1
PROGRESSIVE MEDICAL LAB LLC			1	100%	1
AMD			1	100%	1
UMASS MEMORIAL MEDICAL CENTER, INC		1			1
MEDEXPRESS URGENT CARE, EDWARDSVILLE		1			1
ST LUCIE COUNTY HEALTH DEPARTMENT			1	100%	1
MIAMI VASCULAR SURGERY			1	100%	1
INLET CONCIERGE MEDICINE			1	100%	1
OPTUM OF HIALEAH		1			1
CORNERSTONE OF RECOVERY INC		1			1
CVS NC7529POCT KNIGHTDALE		1			1
MEDEXPRESS URGENT CARE - SPRINGFIELD, COOLEY ST		1			1
BAYMEADOWS PEDIATRIC CARE		1			1
UNIVERSITY OF SOUTH FLORIDA			1	100%	1
BROOKDALE LAKE TAVARES			1	100%	1
MEDEXPRESS URGENT CARE - WAYNESBURG		1			1
MARINA DEL REY HOSPITAL LAB			1	100%	1
WATERS EDGE ELEMENTARY SCHOOL			1	100%	1
SOUTHERN HILLS MEDICAL CENTER			1	100%	1
PEDIATRIC ASSOCIATES - MIAMI LAKES		1			1
FLORIDA KEYS PED AND ADOLES CTR			1	100%	1
CTMD MEDICAL CENTER, PA			1	100%	1
NEW ERA HEALTH CENTER INC		1			1
FLORIDA MEDICAL CENTER			1	100%	1
Long Beach Care Center			1	100%	1
APS-SUMMIT CARE PHARMACY, LLC DBA OMNICARE		1			1
NORDX			1	100%	1
CARENOW LAKE WORTH			1	100%	1
BAYSHORE POINTE NURSING AND REHAB CENTER			1	100%	1
STATE OF CALIFORNIA DOH SERVICES			1	100%	1
TAYLOR COUNTY HEALTH DEPARTMENT			1	100%	1
CVS GA3766POCT DACULA			1	100%	1

COVID-19: testing by laboratory

Data through Jan 19, 2021 verified as of Jan 20, 2021 at 09:25 AM

Data in this report are provisional and subject to change.

The numbers in the table below represent the number of Florida and non-Florida residents for whom test results were received by the Department of Health. A person can be tested by more than one laboratory and can have both positive and negative results. **Therefore, the sum of the numbers in each column will be larger than the total number of people tested.**

Reporting lab	Inconclusive	Negative	Positive	Percent positive	Total
SYCAMORE MEDICAL CENTER-KETTERING HEALTH NETWORK			1	100%	1
Lutheran Community at Telford		1			1
LCMC LAB SUBSECTION		1			1
ORANGE PEDIATRICS PA			1	100%	1
WALKIN MEDICAL URGENT CARE,NEW CITY			1	100%	1
HEALTH ALLIANCE			1	100%	1
FLORIDA DEPARTMENT OF HEALTH PALM BEACH COUNTY			1	100%	1
BOCA CIEGA CENTER			1	100%	1
SUTTER GOULD MEDICAL FOUNDATION			1	100%	1
LARKIN COMMUNITY HOSPITAL PALM SPRINGS CAMPUS			1	100%	1
ELLIS HOSPITAL URGENT CARE CENTER LAB		1			1
VETERANS AFFAIRS MEDICAL CENTER - EAST ORANGE			1	100%	1
CATHEDRAL GERONTOLOGY CENTER DBA CATHEDRAL CARES			1	100%	1
BLANCHARD VALLEY HOSPITAL LABORATORY			1	100%	1
BAPTIST EMERGENCY HOSPITAL KELLY			1	100%	1
Brio of Johnston		1			1
COASTAL SKIN SURGERY AND DERMATOLOGY PL		1			1
HAWKEYE CARE CENTER DUBUQUE		1			1
ORMOND MEDICAL ARTS FAMILY PRACTICE PL			1	100%	1
MEDEXPRESS URGENT CARE - PATRICK STREE			1	100%	1
BRUSHY CREEK FAMILY HOSPITAL			1	100%	1
ST LUKES SURGICAL AT THE VILLAGES INC			1	100%	1
HAVASU REGIONAL MEDICAL CENTER			1	100%	1
EDWARD HOSPITAL			1	100%	1
BOSTON MEDICAL CENTER			1	100%	1
ONPOINT URGENT CARE			1	100%	1
LAKE PEDIATRICS			1	100%	1
YOUR HEALTH PEDIATRICS INC			1	100%	1
ORLANDO HEALTH PHYSICIAN GROUP INC			1	100%	1
CVS NC3853POCT BURLINGTON		1			1
MARYLAND DEPARTMENT OF HEALTH AND MENTAL HYGIENE			1	100%	1
CVS SC5479POCT INDIAN LAND		1			1
APOLLOMDX LLC			1	100%	1
DEVLAB, LLC			1	100%	1
FLORIDA DEPARTMENT OF HEALTH IN CITRUS COUNTY		1			1
Regency Square			1	100%	1
HAMILTON CI MAIN UNIT ANNEX/ WORK CAMP			1	100%	1
Monument Health Custer Care Center		1			1
ANY LAB TEST FAST CORP			1	100%	1
Southwest Louisiana Veterans Home			1	100%	1
A.G. Rhodes		1			1
MEDICAL CITY DENTON			1	100%	1
HERNANDO CHILDREN'S			1	100%	1
CVS TX1104POCT ALLEN		1			1
PALM WEST INTERNIST PA			1	100%	1
UNITED HEALTHCARE			1	100%	1
CONVENIENT MEDICAL AND HEALTH SERVICES			1	100%	1

COVID-19: testing by laboratory

Data through Jan 19, 2021 verified as of Jan 20, 2021 at 09:25 AM

Data in this report are provisional and subject to change.

The numbers in the table below represent the number of Florida and non-Florida residents for whom test results were received by the Department of Health. A person can be tested by more than one laboratory and can have both positive and negative results. **Therefore, the sum of the numbers in each column will be larger than the total number of people tested.**

Reporting lab	Inconclusive	Negative	Positive	Percent positive	Total
MORNINGSIDE NURSING AND REHABILITATION		1			1
MINUTE CLINIC LLC #10203		1			1
LIFELINK TRANSPLANT INSTITUTE LAB			1	100%	1
RM PHARMACY SERVICES INC		1			1
FLORIDA CLINICAL RESEARCH CENTER, LLC			1	100%	1
CLINICAL TRIALS OF TAMPA LLC		1			1
MINUTECLINIC # 21110			1	100%	1
PARTNERS IN PRIMARY CARE		1			1
HEARTLAND OF ZEPHYRHILLS FL, LLC			1	100%	1
OMNI HEALTHCARE URGENT CARE			1	100%	1
OCALA REGIONAL KIDNEY CENTER EAST			1	100%	1
NEW YORK PRESBYTERIAN HOSPITAL			1	100%	1
CLERMONT HEALTH DEPARTMENT			1	100%	1
SOUTH TAMPA AFTER HOURS CLINIC			1	100%	1
KINGWOOD EMERGENCY HOSPITAL			1	100%	1
CONNECTICUT PEDIATRICS @ CHC		1			1
UMMC MIDTOWN CAMPUS			1	100%	1
Kroger - KRO70600172		1			1
STEPHENS COUNTY HOSPITAL			1	100%	1
FAMILY PRACTICE ASSOCIATES		1			1
ST PETE DIRECT PRIMARY CARE		1			1
SUSAN F. WILLIAMS M.D., P.A.			1	100%	1
HATLEY HEALTH CARE, INC		1			1
BARRINGTON TERRACE NAPLES			1	100%	1
DAUGHTERS OF SARAH NURSING CENTER		1			1
DE TAR HOSPITAL			1	100%	1
HACKENSACK UNIVERSITY MEDICAL CENTER		1			1
TRIPLE O MEDICAL SERVICES INC			1	100%	1
ADVENTHEALTH MEDICAL GROUP COMMUNITY MEDICINE			1	100%	1
OHIO VALLEY MANOR NURSING &		1			1
OCCUPATIONAL HEALTH CENTERS OF THE SOUTHWEST PA		1			1
BAXTER REGIONAL MEDICAL CENTER			1	100%	1
DOCTORS AFTER HOURS URGENT CARE CENTER			1	100%	1
PARK AVENUE DERMATOLOGY NORTH			1	100%	1
SMITH			1	100%	1
DR JAMES D FORBES FAMILY CARE CENTER			1	100%	1
HOWELL BRANCH COURT			1	100%	1
UNLIMITED MEDICAL SERVICES OF FL PL DBA		1			1
TWIN			1	100%	1
ODYSSEY HEALTH CARE OF MARION COUNTY LLC		1			1
AMERICAN LAB LLC		1			1
FAMILY MEDICAL CLINIC KENDALL LLC			1	100%	1
COMMUNITY MEDICAL CARE			1	100%	1
Kroger 647 - The Little Clinic Newnan Crossings			1	100%	1
CVS NV5942POCT LAS VEGAS		1			1
WEST COAST CLINICAL LABS INC			1	100%	1
CQUENTIA NGS, LLC			1	100%	1

COVID-19: testing by laboratory

Data through Jan 19, 2021 verified as of Jan 20, 2021 at 09:25 AM

Data in this report are provisional and subject to change.

The numbers in the table below represent the number of Florida and non-Florida residents for whom test results were received by the Department of Health. A person can be tested by more than one laboratory and can have both positive and negative results. **Therefore, the sum of the numbers in each column will be larger than the total number of people tested.**

Reporting lab	Inconclusive	Negative	Positive	Percent positive	Total
HOUSTON DEPARTMENT OF HEALTH AND HUMAN SERVICES			1	100%	1
Avera Sr. James Care Center		1			1
Vibrallife of El Paso Rehabilitation Center			1	100%	1
GENESIS FAMILY PRACTICE			1	100%	1
HIBISCUS COURT			1	100%	1
AUGUSTA HEALTH CLINICAL LABORATORY			1	100%	1
Fairhaven Retirement Community		1			1
MINUTECLINIC DIAGNOSTIC OF KENTUCKY		1			1
MEDICAL ASSOCIATES OF THE SHOALS		1			1
TRAVIS LEE THOMPSON MD			1	100%	1
MINUTECLINIC MINUTECLINIC #3665		1			1
FAITH FAMILY PRACTICE			1	100%	1
NAVARRO MEDICAL CENTERS LLC			1	100%	1
HEARTLAND REGIONAL MEDICAL CENTER		1			1
BSA PHYSICIANS GROUP, INC D/B/A BSA FAMILY MEDICAL			1	100%	1
PINELLAS CHD - CLEARWATER			1	100%	1
HOME AIDE SVC OF EASTERN NY INC D/B/A		1			1
MINUTE CLINIC LLC #6765		1			1
SOUTHEAST MISSOURI HOSPITAL		1			1
FLORIDA MEDICAL CLINIC, LLC			1	100%	1
Kingston Care Center of Fort Wayne		1			1
AESTHETIC PHYSICIANS PC			1	100%	1
UHEALTH CORAL SPRINGS			1	100%	1
Life Care Center of Auburn		1			1
MEDICAL LIFE-INC GUIDEWELL EMERGENCY MEDICINE			1	100%	1
VILLAGES HEALTH SYSTEM, LLC, THE			1	100%	1
The Evangelical Lutheran Good Samaritan Society Prescott Village		1			1
HEALTH PARTNERS REGIONAL HOSPITAL			1	100%	1
CARENOW URGENT CARE - SPRING			1	100%	1
MIAMI CEREBRAL PALSY RESIDENTIAL			1	100%	1
UNIVERSITY URGENT CARE			1	100%	1
IZ MEDICAL		1			1
WW Chem Auto SS			1	100%	1
BAPTIST HEALTH SURGERY CENTER			1	100%	1
MINNESOTA DEPARTMENT OF HEALTH LABORATORY			1	100%	1
Kroger 522 - The Little Clinic Gahanna		1			1
BROOKDALE VERO BEACH SOUTH AL		1			1
RIVERSIDE COUNTY PUBLIC HEALTH LABORATORY			1	100%	1
BROOKDALE PALM BEACH GARDENS			1	100%	1
PALMETTO PRIMARY CARE PHYSICIANS			1	100%	1
WESLEY MEDICAL CENTER			1	100%	1
BAPTIST HOSPITAL NURSING/PATIENT CARE			1	100%	1
CVS IL8753POCT CHICAGO		1			1
FAMILY HEALTH CENTER AT PORT ST JOHN			1	100%	1
AAA MEDICAL TESTING			1	100%	1
MINUTECLINIC DIAGNOSTIC OF OHIO #6139		1			1
SOUTH FLORIDA BAPTIST HOSPITAL			1	100%	1

COVID-19: testing by laboratory

Data through Jan 19, 2021 verified as of Jan 20, 2021 at 09:25 AM

Data in this report are provisional and subject to change.

The numbers in the table below represent the number of Florida and non-Florida residents for whom test results were received by the Department of Health. A person can be tested by more than one laboratory and can have both positive and negative results. **Therefore, the sum of the numbers in each column will be larger than the total number of people tested.**

Reporting lab	Inconclusive	Negative	Positive	Percent positive	Total
FHCP ASC - ORANGE CITY			1	100%	1
PEDIATRIC ASSOCIATES - DORAL			1	100%	1
Sanford Health & Rehabilitation			1	100%	1
NEWTON MEMORIAL HOSPITAL		1			1
UHS BINGHAMTON GENERAL			1	100%	1
BAPTIST HOSPITAL EAST			1	100%	1
CHP COVID-19 (TX)			1	100%	1
INTEGRATED GENETICS SEQUENOM		1			1
PCR DIAGNOSTICS			1	100%	1
CVS MA2172POCT NORTH GRAFTON		1			1
MICROBIOLOGY DEPARTMENT			1	100%	1
CIMA MEDICAL CENTER			1	100%	1
MERCY GENERAL HOSPITAL			1	100%	1
CVS MO8581POCT BLUE SPRINGS		1			1
SPINE & PAIN CONSULTANT PLLC		1			1
CRYSTAL RIVER FIRE DEPARTMENT			1	100%	1
Heritage Health of Peru			1	100%	1
Remarkable Healthcare Dallas			1	100%	1
WYOMING COUNTY DEPARTMENT OF HEALTH		1			1
UNIVERSITY OF MIAMI PRIMARY CARE SITE UMHC 3039			1	100%	1
CVS OH3476POCT TIPP CITY		1			1
SUNCOAST BEHAVIORAL HEALTH CENTER			1	100%	1
MONROE COUNTY FIRE RESCUE		1			1
DEL PRADO MEDICAL CENTER, INC		1			1
NORTH FL SOUTH GA HCS-LAKE CITY			1	100%	1
LIFESPAN HEALTH - SELMER		1			1
KIDSVILLE PEDIATRICS IV PA		1			1
C V S / PHARMACY #4396		1			1
DEACONESS URGENT CARE CENTER			1	100%	1
ASCENSION ST VINCENT'S - WESTSIDE			1	100%	1
MEDAC AT PORTERS NECK			1	100%	1
TAMPA GENERAL MEDICAL GROUP LABORATORY HEALTHPARK			1	100%	1
DEPARTMENT OF HEALTH AND ENVIRONMENTAL CONTROL			1	100%	1
Kroger 627 - The Little Clinic Castleberry			1	100%	1
Portsmouth Health and Rehab			1	100%	1
HEART HOSPITAL OF LAFAYETTE: EMERGENCY ROOM			1	100%	1
BAPTIST HEALTH EXPRESS CARE			1	100%	1
CALIFORNIA PUBLIC HEALTH LABORATORY			1	100%	1
ABBOTT LABORATORIES - OCCUPATIONAL HEALTH SERVICES			1	100%	1
WMC HEALTH GROUP OF KISSIMMEE LLC			1	100%	1
MARQUETTE GENERAL HOSPITAL			1	100%	1
CVS NC7588POCT ASHEVILLE		1			1
PHYSICIAN ASSOCIATES, LLC			1	100%	1
MED BAR LLC		1			1
AVERA ST. MARY'S HOSPITAL			1	100%	1
MID FLORIDA COMMUNITY SERVICES			1	100%	1
CVS NC5591POCT STATESVILLE			1	100%	1

COVID-19: testing by laboratory

Data through Jan 19, 2021 verified as of Jan 20, 2021 at 09:25 AM

Data in this report are provisional and subject to change.

The numbers in the table below represent the number of Florida and non-Florida residents for whom test results were received by the Department of Health. A person can be tested by more than one laboratory and can have both positive and negative results. **Therefore, the sum of the numbers in each column will be larger than the total number of people tested.**

Reporting lab	Inconclusive	Negative	Positive	Percent positive	Total
AURORA MEDICAL CENTER-KENOSHA			1	100%	1
GRACE WELLNESS CENTER LLC			1	100%	1
DIVERSICARE OF BIG SPRINGS		1			1
CVS PA1296POCT DREXEL HILL		1			1
Kroger 49 - The Little Clinic Wichita - 21st St.			1	100%	1
CORPUS CHRISTI MEDICAL CENTER			1	100%	1
BAPTIST HEALTH PRIMARY CARE AT DORAL			1	100%	1
bishop rehabilitation and nursing center		1			1
TITUSVILLE CENTER FOR SURGICAL EXCELLENCE LLC		1			1
PHYSICIANS URGENT CARE			1	100%	1
SOUTHERN WINDS			1	100%	1
GREATER TAMPA AT HOME			1	100%	1
FRASER MEMORIAL HOSPITAL			1	100%	1
LAKE REGIONAL HEALTH			1	100%	1
Kroger 419 - The Little Clinic Farmington/Exeter		1			1
CVS AZ5892POCT LAVEEN		1			1
BAPTIST HOSPITAL LABORATORY			1	100%	1
MEDICAL CENTER			1	100%	1
MISSION HOSPITAL			1	100%	1
MOSOLF PEDIATRICS PA			1	100%	1
NORTHEAST FLORIDA HEALTH SERVICES			1	100%	1
CVS MINUTE CLINIC #5836		1			1
15 TO KNOW			1	100%	1
NEW YORK PSYCHIATRIC INSTITUTE		1			1
UT HEALTH RGV CLINICAL LABORATORY			1	100%	1
NHLS		1			1
Parkview Care Center			1	100%	1
COMMONWEALTH OF VIRGINIA DIVISION OF CONSOLIDATED LABORATORY SERVICES			1	100%	1
TREASURE COAST COMMUNITY HEALTH INC			1	100%	1
DW MCMILLAN MEMORIAL HOSPITAL LABORATORY			1	100%	1
SUNCOAST COMMUNITY HEALTH CENTERS INC		1			1
Sears Coastal Nursing and Rehab		1			1
CARSON NURSING AND REHABILITATION CENT		1			1
COLLINS NURSING HOME		1			1
MEDEXPRESS URGENT CARE - MYLAN			1	100%	1
AFTER HOURS PEDS			1	100%	1
MERITER LABORATORIES			1	100%	1
AFTER HOURS CLINIC			1	100%	1
UF HEALTH THE VILLAGES			1	100%	1
CONSOLIDATED			1	100%	1
Waycross Health and Rehabilitation		1			1
Manor Care Health Care Services - Williamsport North		1			1
DOCTORS CARE OF PALM COAST			1	100%	1
ACCURATE HEALTH SERVICES CORP			1	100%	1
CVS OH2543POCT CANFIELD		1			1
CVS PA2582POCT SPRINGFIELD		1			1
ALLEGHENY GENERAL HOSPITAL			1	100%	1

COVID-19: testing by laboratory

Data through Jan 19, 2021 verified as of Jan 20, 2021 at 09:25 AM

Data in this report are provisional and subject to change.

The numbers in the table below represent the number of Florida and non-Florida residents for whom test results were received by the Department of Health. A person can be tested by more than one laboratory and can have both positive and negative results. **Therefore, the sum of the numbers in each column will be larger than the total number of people tested.**

Reporting lab	Inconclusive	Negative	Positive	Percent positive	Total
WALK-IN MEDICAL CARE			1	100%	1
LABORATORIO MEDICO CENTRAL CONDOMINO MD			1	100%	1
SOUTH FLORIDA RESEARCH ORGANIZATION			1	100%	1
ADVENTHEALTH IMAGING LAKE NONA			1	100%	1
SIGNATURE CARE MEMORIAL CITY			1	100%	1
Integrity Healthcare of Carbondale			1	100%	1
ST. LUKE'S HOSPITAL			1	100%	1
MIDDLETON PEDIATRICS			1	100%	1
TRUMAN MEDICAL CENTER - HOSPITAL HILL			1	100%	1
ALPHA CLINICAL LABORATORY CORP.			1	100%	1
ANDREWS INSTITUTE AMBULATORY SURGERY CENTER		1			1
ISLANDS ASSISTED LIVING FACILITY,THE			1	100%	1
LOUISIANA STATE LAB			1	100%	1
NEW RIVER HEALTH DISTRICT			1	100%	1
HARDEE COUNTY FIRE RESCUE		1			1
Walgreens #5914		1			1
HELEN HAYES HOSPITAL LABORATORY		1			1
Kroger 350 - The Little Clinic New Cut Road		1			1
NEMOURS CHILDREN'S PRIMARY CARE, ST CLOUD			1	100%	1
MEDCARE QUALITY MEDICAL CENTER LLC			1	100%	1
HEALTH PLUS SUNRISE MEDICAL OFFICE			1	100%	1
Juniper Village at Bucks County		1			1
MERCYONE DES MOINES MEDICAL CENTER			1	100%	1
Harbert Hills Academy Nursing Home		1			1
Garden Isle Healthcare and Rehabilitation Center		1			1
CHRISTUS GOOD SHEPHERD MEDICAL CENTER			1	100%	1
Elm Crest Senior Living Community		1			1
TERRELL URGENT CARE			1	100%	1
IM&P WELLNES CENTER			1	100%	1
YOUR HEALTH PEDIATRICS			1	100%	1
SACRED HEART HOSPITAL NURSING			1	100%	1
MINUTECLINIC DIAGNOSTIC OF NEW MEXICO LLC #7552		1			1
UPSON REGIONAL MEDICAL CENTER			1	100%	1
ASSISTED LIVING AT TREZEVANT		1			1
OXY-GENLAB			1	100%	1
BIOMERIEUX			1	100%	1
WASHINGTONVILLE PHARMACY INC		1			1
CARE POINT HEALTH AND WELLNESS CENTER		1			1
HALIFAX HEALTH PRIMARY CARE ORMOND			1	100%	1
BROADWAY HEALTH FLORIDA MEDICAL CLINIC URGENT CARE			1	100%	1
FHPG SURGICAL ASSOCIATES OF EAST PASCO			1	100%	1
MANOR CARE OF DELRAY BEACH FL LLC		1			1
HILTON HEAD HOSPITAL/INPATIENT			1	100%	1
CACERES SPECIALIZED GYNECOLOGY		1			1
TMH PHYSICIAN PARTNERS QUINCY			1	100%	1
MADISON AT OVIEDO			1	100%	1
CORNERSTONE PEDIATRICS			1	100%	1

COVID-19: testing by laboratory

Data through Jan 19, 2021 verified as of Jan 20, 2021 at 09:25 AM

Data in this report are provisional and subject to change.

The numbers in the table below represent the number of Florida and non-Florida residents for whom test results were received by the Department of Health. A person can be tested by more than one laboratory and can have both positive and negative results. **Therefore, the sum of the numbers in each column will be larger than the total number of people tested.**

Reporting lab	Inconclusive	Negative	Positive	Percent positive	Total
CONCORDIA MANOR			1	100%	1
LIFELINK OF FLORIDA			1	100%	1
SPHERE DX			1	100%	1
NORTHSIDE HOSPITAL DULUTH			1	100%	1
SILVERMAN			1	100%	1
SLIDELL MEMORIAL HOSPITAL			1	100%	1
ST. JOHN HOSPITAL & MEDICAL CENTER			1	100%	1
DASCENA LAB			1	100%	1
ICARE		1			1
WINTER GARDEN CHILDREN'S HEALTH CENTERS			1	100%	1
CVS NC4165POCT BREVARD			1	100%	1
ST JOHNS EPISCOPAL HOSPITAL SOUTH SHORE		1			1
CORIZON HEALTH INC			1	100%	1
NORTHERN KENTUCKY HEALTH DEPARTMENT			1	100%	1
Kroger 717 - The Little Clinic Dolphin Drive			1	100%	1
Peninsula Nursing and Rehabilitation Center		1			1
MEMORIAL HERMANN MEDICAL GROUP-ATASCOCITA PEDS			1	100%	1
NFRC CLINICAL LAB			1	100%	1
WillowBrooke Court at Westminster Village		1			1
KROGER 915 - THE LITTLE CLINIC ANDERSON			1	100%	1
SOUTHERN FAMILY HEALTH			1	100%	1
POPLAR HEALTHCARE			1	100%	1
HAYS CLINICAL LAB			1	100%	1
CVS OH3458POCT BEAVERCREEK		1			1
ROCKLEDGE HEALTH & REHABILITATION CENTER			1	100%	1
COVID RAPID LABS			1	100%	1
PRIMACARE MEDICAL LAKEWOOD			1	100%	1
MEMORIAL HOSPITAL MIRAMAR WAIVED TESTING			1	100%	1
AKRON GENERAL MEDICAL CENTER MAIN		1			1
CVS PA813POCT RICHBORO		1			1
CENTRAL FLORIDA HOSPITALIST			1	100%	1
THE CLINIC ON SIXTH			1	100%	1
Miller Health Care Center			1	100%	1
CVS KS4521POCT SHAWNEE		1			1
ADVANCED INDIVIDUALIZED MEDICINE OF NAPLES			1	100%	1
PULMONARY MEDICINE		1			1
PM PEDIATRICS PC			1	100%	1
MEDERI CARETENDERS VS OF SE FL LLC DBA			1	100%	1
WESTEX URGENT CARE, PLLC			1	100%	1
GATEWAY HEALTHCARE, PC			1	100%	1
WALGREENS #06025		1			1
MEDICAL ARTS LABORATORY			1	100%	1
PROVIDENCE ST PETER HOSPITAL		1			1
KANSAS CITY VA MEDICAL CENTER			1	100%	1
OCCUPATIONAL HEALTH CENTER		1			1
REGIONAL MED CTR BAYONET POINT			1	100%	1
WALGREEN#12147		1			1

COVID-19: testing by laboratory

Data through Jan 19, 2021 verified as of Jan 20, 2021 at 09:25 AM

Data in this report are provisional and subject to change.

The numbers in the table below represent the number of Florida and non-Florida residents for whom test results were received by the Department of Health. A person can be tested by more than one laboratory and can have both positive and negative results. **Therefore, the sum of the numbers in each column will be larger than the total number of people tested.**

Reporting lab	Inconclusive	Negative	Positive	Percent positive	Total
GEORGE E WEEMS MEMORIAL HOSPITAL LAB		1			1
URGENTMED PLANTATION			1	100%	1
MEDEXPRESS URGENT CARE - LITTLE ROCK		1			1
CAH ACQUISITION COMPANY 11 LLC			1	100%	1
ASCARATE DIALYSIS			1	100%	1
Hearthstone Nursing and Rehabilitation Center		1			1
DIXITKUMAR N MODI MD PA			1	100%	1
PLANT CITY FAMILY CARE		1			1
INNOVATIVE CARE II LLC			1	100%	1
WATERBURY HOSPITAL REFERENCE LAB			1	100%	1
WELLCARE URGENT CARE			1	100%	1
BROOKS REHAB			1	100%	1
JACKSBORO URGENT CARE			1	100%	1
PREMIER FAMILY AND SPORTS MEDICINE LLC			1	100%	1
NORTH BROWARD MEDICAL CENTER			1	100%	1
MANASOTA PEDIATRICS			1	100%	1
CAREHERE LLC			1	100%	1
MORGAN STANELY HEALTH CENTER		1			1
BAYLOR SCOTT AND WHITE MEDICAL CENTER -CENTENTENNIAL			1	100%	1
VERITAS GENETICS, INC.			1	100%	1
LP ELIZABETHTON		1			1
URGENT CARE OF KANSAS CITY			1	100%	1
TREASURE COAST PRIMARY CARE		1			1
2504-HOMEWOOD		1			1
CVS NC2357POCT HUNTERSVILLE		1			1
MARYLAND DEPARTMENT OF HEALTH AND MENTAL HYGIENE-LABORATORIES			1	100%	1
WESTCOAST FAMILY PRACTICE		1			1
PM PEDIATRICS OF BAYSIDE, PLLC - RIVE		1			1
MAYO CLINIC BEACHES PRIMARY CARE CTR		1			1
Walgreens #12427			1	100%	1
CENTRAL CAROLINA HOSPITAL			1	100%	1
SKY RIDGE MEDICAL CENTER - MICRO			1	100%	1
SHAMRA MEDICAL LABORATORY			1	100%	1
ALBANY MEDICAL CENTER			1	100%	1
UNIVERSITY OF VERMONT MEDICAL CENTER			1	100%	1
FIU HEALTH CARE CENTER			1	100%	1
NEW YORK UNIVERSITY MEDICAL CENTER			1	100%	1
Floralia Health and Rehabilitation, LLC		1			1
MEDCOR CORPORATE CLINIC			1	100%	1
COVE AT THE MARBELLA,THE			1	100%	1
SV MOBILE HEALTH			1	100%	1
MINUTECLINIC DIAGNOSTIC OF OHIO #4401		1			1
METRO HEALTH HOSPITAL LABORATORY		1			1
WALGREENS #10308		1			1
ATRIA PARK OF LAKE FOREST (WG HERITAGE LF LLC)			1	100%	1
Gulf Coast health and Rehabilitation, LLC		1			1
PATHOLOGY		1			1

COVID-19: testing by laboratory

Data through Jan 19, 2021 verified as of Jan 20, 2021 at 09:25 AM

Data in this report are provisional and subject to change.

The numbers in the table below represent the number of Florida and non-Florida residents for whom test results were received by the Department of Health. A person can be tested by more than one laboratory and can have both positive and negative results. **Therefore, the sum of the numbers in each column will be larger than the total number of people tested.**

Reporting lab	Inconclusive	Negative	Positive	Percent positive	Total
MINUTECLINIC, LLC #07876			1	100%	1
NEW HORIZON PRIMARY CARE LLC			1	100%	1
EASTSIDE URGENT CARE			1	100%	1
HUMC		1			1
GATEWAY FAMILY HEALTH CLINIC			1	100%	1
SACRED HEART MEDICAL CENTER			1	100%	1
RENOWN REGIONAL MEDICAL CENTER			1	100%	1
MED CHOICE CENTER OF NORTH MIAMI			1	100%	1
GUIDEWELL EMERGENCY MEDICINE DOCTORS LLC #33			1	100%	1
PUBLIX PHARMACY #0332		1			1
ALIMETRIX INC		1			1
HEALGEN SCIENTIFIC			1	100%	1
BRENTWOOD AT FORE RANCH			1	100%	1
AUTUMN HOUSE			1	100%	1
INDIAN RIVER CLINICAL LABORATORY, INC.		1			1
Birmingham Nursing & Rehab Center		1			1
SISTERS MISSION			1	100%	1
LOURDES URGENT CARE			1	100%	1
LAKELAND MEDICAL CENTER			1	100%	1
LOPEZ		1			1
UF HEALTH - WILDLIGHT			1	100%	1
Alden Lincoln Park			1	100%	1
TITUSVILLE TOWERS ASSISTED LIVING		1			1
CVS MINUTE CLINIC DIAGNOSTIC MED GRP OF CAL		1			1
UF KANAPAHA LAB BEAKER		1			1
Sherwood Oaks Health Center			1	100%	1
SAINT ALPHONSUS REGIONAL MEDICAL CENTER			1	100%	1
MEDICAL CLINIC OF HOUSTON			1	100%	1
MAHONEY PEDIATRICS PA			1	100%	1
ST. LUKES HOSPITAL			1	100%	1
MEDEXPRESS URGENT CARE - DANVILLE		1			1
NEMOURS CHILDREN'S URGENT CARE			1	100%	1
CONCIERGE INTERNAL MEDICINE ASSOCIATES			1	100%	1
Signature Healthcare of Savannah		1			1
ASSOCIATES MD MEDICAL GROUP INC			1	100%	1
LAKELAND REGIONAL HEALTH GRASSLANDS		1			1
MEDICAL ASSOCIATES OF PINELLAS - LAB			1	100%	1
CSL PLASMA LAB			1	100%	1
VA COMMUNITY BASED CLINIC - LAKE CITY			1	100%	1
OAKMONT WEST- GREENVILLE SC		1			1
Garden View Care Center at Dougherty Ferry		1			1
Oakland Nursing and Rehabilitation Center		1			1
INFECTION CONTROL DEPT			1	100%	1
FREDERICK AVENUE GROUP HOME		1			1
CAREFIRST URGENT CARE - BEECHMONT			1	100%	1
PRIMARY CARE & PEDIATRICS - SHEPHERSTOWN		1			1
GRAND VIEW HOSPITAL			1	100%	1

COVID-19: testing by laboratory

Data through Jan 19, 2021 verified as of Jan 20, 2021 at 09:25 AM

Data in this report are provisional and subject to change.

The numbers in the table below represent the number of Florida and non-Florida residents for whom test results were received by the Department of Health. A person can be tested by more than one laboratory and can have both positive and negative results. **Therefore, the sum of the numbers in each column will be larger than the total number of people tested.**

Reporting lab	Inconclusive	Negative	Positive	Percent positive	Total
HELIX BIOMEDICS LLC			1	100%	1
Kroger 407 - The Little Clinic Lexington		1			1
MIAMI-DADE COUNTY HEALTH DEPT.		1			1
MCH PHYSICIANS GROUP			1	100%	1
Valley Center (WV)			1	100%	1
PRIMARY CARE GROUP LLC		1			1
SIMPLY HEALTHCARE AND WELLNESS CLINIC, PC			1	100%	1
Cornerstone at the Ranch		1			1
PALMS OF FT MYERS,THE			1	100%	1
LITTLE COMPANY OF MARY HOSPITAL			1	100%	1
MEDSTAR HEALTH URGENT CARE			1	100%	1
PRACTITIONERS IN MOTION			1	100%	1
REELFOOT FAMILY WALK-IN CLINIC		1			1
INDIANA STATE DEPARTMENT OF HEALTH CLINIC MICROBIOLOGY		1			1
CVS TX7827POCT ROUND ROCK		1			1
HEALTHCARE FOR THE HOMELESS			1	100%	1
PENINSULA REGIONAL MED CTR LAB			1	100%	1
GENESEE COUNTY HEALTH DEPARTMENT		1			1
Kroger 339 - The Little Clinic Highlands - Bardstown Road		1			1
WINDSOR MANOR			1	100%	1
WALGREENS #01398			1	100%	1
MAYO CLINIC OUTPATIENT DIALYSIS CENTER			1	100%	1
OAK HAVEN REHAB AND NURSING CENTER			1	100%	1
LIBERTY HEALTH CENTER			1	100%	1
CLEVELAND CLINIC AKRON GENERAL			1	100%	1
CVS MA394POCT SEEKONK		1			1
ST. MICHAEL'S ELITE HOSPITAL			1	100%	1
COLUMBIA CREST CARE & RAHAB		1			1
FAST PACE URGENT CARE			1	100%	1
ACUPATH LABORATORIES INC			1	100%	1
CULVER CITY URGENT CARE			1	100%	1
DEPT OF VA MEDICAL CENTER - MIAMI			1	100%	1
NEW MILFORD HOSPITAL			1	100%	1
LAKEVIEW REGIONAL HOSPITAL			1	100%	1
ALLIANCE MD DIRECT PRIMARY CARE			1	100%	1
MEDICAL SPECIALISTS OF THE PALM BEACHES INC			1	100%	1
HYDE PARK MEDICAL CENTER		1			1
Kroger 57 - The Little Clinic Jay C Charlestown		1			1
UNIVERSITY OF IOWA HOSPITALS & CLINICS			1	100%	1
EXPRESS TEST			1	100%	1
ST GERARD'S COMMUNITY OF CARE		1			1
			1	100%	1
POMPANO BEACH ARTIFICIAL KIDNEY CENTER			1	100%	1
FORT LOUDOUN PRIMARY CARE		1			1
NEMOURS CHILDRENS PRIMARY CARE CLERMONT			1	100%	1
THE MEDICAL CENTER AT BOWLING GREEN			1	100%	1
SPRINGBROOK HOSPITAL			1	100%	1

COVID-19: testing by laboratory

Data through Jan 19, 2021 verified as of Jan 20, 2021 at 09:25 AM

Data in this report are provisional and subject to change.

The numbers in the table below represent the number of Florida and non-Florida residents for whom test results were received by the Department of Health. A person can be tested by more than one laboratory and can have both positive and negative results. **Therefore, the sum of the numbers in each column will be larger than the total number of people tested.**

Reporting lab	Inconclusive	Negative	Positive	Percent positive	Total
TREASURE COAST MEDICAL CONCIERGE LLC			1	100%	1
MAYO CLINICAL LABORATORIES		1			1
MEDERI CARETENDERS			1	100%	1
Vi at Aventura		1			1
CVS AZ5026POCT MESA		1			1
NEBRASKA DEPARTMENT OF HEALTH AND HUMAN SERVICES			1	100%	1
INHEALTH LIFE SCIENCES LLC			1	100%	1
COMPLETE HOME CARE OF THE PALM BEACHES LLC		1			1
Luther Acres Manor		1			1
ATMORE COMMUNITY HOSPITAL			1	100%	1
PLEASANT RIDGE MANOR WEST		1			1
KIDSVILLE PEDIATRICS III PA			1	100%	1
HALIFAX HEALTH PRIMARY CARE			1	100%	1
MINUTECLINIC DIAGNOSTIC OF KANSAS PA		1			1
BAYCARE OUTREACH LAB WH SOUTH			1	100%	1
ADVENTHEALTH MEDICAL GROUP OBSTETRICS			1	100%	1
FLORIDA DIGESTIVE AND LIVER SPECIALISTS			1	100%	1
DEVLIN MANOR NURSING AND REHABILITATION		1			1
MEDEXPRESS URGENT CARE - BENTON		1			1
MID-FLORIDA CANCER CENTERS		1			1
PRINCIPLE DIAGNOSTICS LLC			1	100%	1
VALLEY HOSPITAL MEDICAL CENTER		1			1
PINEVILLE PHARMACY			1	100%	1
WELLMED AT FORT PIERCE		1			1
MEMORIAL HOSPITAL OF TAMPA			1	100%	1
JACK M MATHENY II MD			1	100%	1
BEST CARE COMMUNITY AND FAMILY HEALTH CENTER INC			1	100%	1
KAISER PERMANENTE REGIONAL REFERENCE LABORATORY		1			1
LOUNDY		1			1
SUNCREST OMNI		1			1
BRIDGEWATER PARK ASSISTED LIVING LLC			1	100%	1
CVS PA8979POCT HARRISBURG		1			1
VIRGINIA UROLOGY		1			1
DEPARTMENT OF HEALTH SERVICES			1	100%	1
LANCASHIRE HALL NURSING AND REHABILITATION CENTER		1			1
MC DIAGNOSTIC OF CONNECTICUT, PC #114		1			1
GOLDING-GRANADO MEDICAL ASSOCIATES		1			1
CITRUS HEALTH NETWORK INC			1	100%	1
MINUTE CLINIC DIAGNOSTICS OF IN, LLC #6252		1			1
Harris Hill Nursing Facility		1			1
PHYSICIANS IMMEDIATE CARE			1	100%	1
MEDIPLUS CLINIC, INC			1	100%	1
CONSULATE HEALTH CARE OF VERO BEACH			1	100%	1
BRIAN C GRINER MD LLC			1	100%	1
FLAGLER COUNTY BOARD OF COUNTY COMMISSIONERS			1	100%	1
PANCARE HEALTH - FRANKLIN CO			1	100%	1
WY RETIREMENT CENTER		1			1

COVID-19: testing by laboratory

Data through Jan 19, 2021 verified as of Jan 20, 2021 at 09:25 AM

Data in this report are provisional and subject to change.

The numbers in the table below represent the number of Florida and non-Florida residents for whom test results were received by the Department of Health. A person can be tested by more than one laboratory and can have both positive and negative results. **Therefore, the sum of the numbers in each column will be larger than the total number of people tested.**

Reporting lab	Inconclusive	Negative	Positive	Percent positive	Total
FLORHAM PARK ENDOSCOPY CENTER		1			1
Senatobia Healthcare & Rehab		1			1
GREENTREE MEDICAL CENTER			1	100%	1
SANTA MONICA CA-UCLA MC			1	100%	1
CVS GA7064POCT STOCKBRIDGE		1			1
RAYMOND BASRI MD		1			1
EMERGENCY CARE SERVICES LAB AT JFK MEDICAL CENTER			1	100%	1
FLORIDA CLINICAL LABORATORY INC DBA			1	100%	1
RICHICHI FAMILY HEALTH			1	100%	1
CVS IN7653POCT EVANSVILLE			1	100%	1
BLUEWATER TOXICOLOGY			1	100%	1
PENSACOLA PATHOLOGY		1			1
CHILDRENS SPECIALIST PEDIATRIC PULMMOLOGY &			1	100%	1
Good Samaritan Society Waukon		1			1
CVS NY4098030POCT NEW YORK		1			1
PAUL C SCHWARTZ & MELVIN L WEIDMAN		1			1
WEST VIRGINIA LABORATORIES			1	100%	1
SEASONS HOSPICE AND PALLIATIVE CARE OF			1	100%	1
NORTHWEST FLORIDA SPECIALTY PHYSICIANS LLC		1			1
Arch Plaza Nursing and Rehabilitation Center			1	100%	1
PORT ORANGE NURSING & REHAB			1	100%	1
PINNACLE DIALYSIS		1			1
MINUTECLINIC, LLC #1452		1			1
OCEAN REEF MEDICAL CENTER, LLC			1	100%	1
LOUIS STOKES CLEVELAND VA MEDICAL CENTER			1	100%	1
BIOMAT ORLANDO		1			1
CHI ST VINCENT LITTLE ROCK DIAGNOSTIC CLINIC			1	100%	1
ER NEAR ME HULEN		1			1
AFFILIATED LABORATORIES INC			1	100%	1
SOUTHEASTERN HEALTH FACILITES, INC		1			1
MOUNT ST MARYS HOSPITAL OF NIAGARA FALLS			1	100%	1
HARBORCHASE OF VILLAGES CROSSING			1	100%	1
SOUTHWEST ORLANDO FAMILY MEDICINE, PL			1	100%	1
GOOD SAMARITAN SOCIETY - DE SMET		1			1
STUYVESANT URGENT CARE		1			1
HARDIN HEALTH INC		1			1
HUDSON REGIONAL HOSPITAL			1	100%	1
ADVENTHEALTH DURAND			1	100%	1
APOPKA FAMILY HEALTH CENTER			1	100%	1
Eagle Health and Rehabilitation		1			1
Dugan Memorial Home		1			1
COVENANT HEALTH		1			1
CVS NV5286POCT HENDERSON		1			1
ACCESS MEDICAL GROUP OF TAMPA INC			1	100%	1
Kroger 126 - The Little Clinic Cottonwood		1			1
PORTSMOUTH REG. HOSPITAL			1	100%	1
MENORAH MANOR			1	100%	1

COVID-19: testing by laboratory

Data through Jan 19, 2021 verified as of Jan 20, 2021 at 09:25 AM

Data in this report are provisional and subject to change.

The numbers in the table below represent the number of Florida and non-Florida residents for whom test results were received by the Department of Health. A person can be tested by more than one laboratory and can have both positive and negative results. **Therefore, the sum of the numbers in each column will be larger than the total number of people tested.**

Reporting lab	Inconclusive	Negative	Positive	Percent positive	Total
CANDLER HOSPITAL			1	100%	1
MEDEXPRESS URGENT CARE - FORT SMITH		1			1
EAST FL CORE LAB			1	100%	1
TMH CANCER CENTER LABORATORY			1	100%	1
FRESENIUS KIDNEY CARE			1	100%	1
MALUHIA		1			1
ROYAL OAK MEDICAL CENTER LLC DBA CHARACTER FAMILY			1	100%	1
ADAMS COUNTY HEALTH DEPARTMENT			1	100%	1
NORTH RIVER FAMILY HEALTH CENTER			1	100%	1
Holly Hill Healthcare Center			1	100%	1
PROVIDENCE ST. PATRICK HOSPITAL			1	100%	1
Mountain View Manor			1	100%	1
ELEMENTS PHARMACY			1	100%	1
JACKSON MADISON CO. GEN. HOSPITAL			1	100%	1
PELICAN STATE OUTPATIENT CENTER			1	100%	1
Eddy Memorial Geriatric Center		1			1
SURGERY CENTER, THE			1	100%	1
NEVADA DEPARTMENT OF HEALTH AND HUMAN SERVICES			1	100%	1
SACRED HEART HEALTH SYSTEM- MIDWIFE PROGRAM			1	100%	1
PUBLIX PHARMACY # 1236			1	100%	1
STEWART MEDICAL GROUP INC			1	100%	1
MEMORIAL HOSPITAL - BELLEVILLE			1	100%	1
SOUTHWEST FLORIDA DIVISION LAB			1	100%	1
MEDEXPRESS - WILMINGTON CONCORD PIKE		1			1
NORTH WEST FLORIDA DIAGNOSTIC ENOCRINOLOGY CLINIC			1	100%	1
GRAND VILLA OF SARASOTA			1	100%	1
JOSHUA E CHESIR MD		1			1
Trucare Living Centers - Columbus		1			1
TUNIS STREET GROUP HOME		1			1
Shoreline Care Center			1	100%	1
MEDICAL CENTER OF CENTRAL GEORGIA			1	100%	1
ANSWERS RESOURCE FACILITY		1			1
WELL HEALTH LABS			1	100%	1
STAMFORD HOSPITAL			1	100%	1
THE HEART HOSPITAL BAYLOR PLANO			1	100%	1
C A R E S		1			1
MEDEXPRESS URGENT CARE - DERBY N ROCK		1			1
BNJ		1			1
MINUTECLINIC DIAG OF IND, LLC #6250		1			1
CAREWELL 203			1	100%	1
Jersey City Medical Center		1			1
UNIVERSITY OF MARYLAND PATHOLOGY ASSOCIATES			1	100%	1
Caldwell Care		1			1
SIGNATURE CARE COLLEGE STATION			1	100%	1
LEXINGTON PLACE SENIOR LIVING COMMUNITY		1			1
Oregon Veterans Home The Dalles		1			1
CLINICAL CARE, INC			1	100%	1

COVID-19: testing by laboratory

Data through Jan 19, 2021 verified as of Jan 20, 2021 at 09:25 AM

Data in this report are provisional and subject to change.

The numbers in the table below represent the number of Florida and non-Florida residents for whom test results were received by the Department of Health. A person can be tested by more than one laboratory and can have both positive and negative results. **Therefore, the sum of the numbers in each column will be larger than the total number of people tested.**

Reporting lab	Inconclusive	Negative	Positive	Percent positive	Total
EAST TENNESSEE STATE UNIVERSITY		1			1
PRIMEX CLINICAL LABORATORIES INC			1	100%	1
MOUNT SINAI MEDICAL CENTER OF FLORIDA, INC			1	100%	1
Bethany Manor		1			1
CROSS CREEK HEALTH CARE		1			1
PIONEER CLINICAL RESEARCH LLC			1	100%	1
LAKE MARY OPTUM FLORIDA			1	100%	1
LOWER KEYS COMMUNITY HEALTH CENTER			1	100%	1
CIRRUS DX			1	100%	1
UCH LAB			1	100%	1
MINUTECLINIC DIAG OF IND, LLC #6697		1			1
THE HOSPITALS OF PROVIDENCE EMERGENCY ROOM			1	100%	1
VA OPTOMETRY CLINIC			1	100%	1
MOUNT SINAI COMPREHENSIVE CANCER CENTER			1	100%	1
CEPERO PEDIATRICS PA			1	100%	1
NATIONAL INSTITUTES OF HEALTH CLINICAL CENTER			1	100%	1
CVS IL7017POCT BLOOMINGTON		1			1
LADY OF THE SEA HOSPITAL LAB			1	100%	1
RIDGEFIELD PEDIATRIC ASSOCIATES		1			1
OHIOHEALTH URGENT CARE			1	100%	1
DAYTONA BEACH CENTRA CARE			1	100%	1
MEDEXPRESS URGENT CARE - MARTINSVILLE		1			1
FIT4LIFE MEDICAL CENTER			1	100%	1
NAPHCARE INC		1			1
MEDEX CLINIC LLC			1	100%	1
CVS PA5241POCT CHALFONT		1			1
Kroger 618 - The Little Clinic Trail Creek Village		1			1
GRAND VILLA OF LAKELAND		1			1
CVS SC7556POCT WEST COLUMBIA		1			1
JOHN PETER SMITH HOSPITAL- OB TRIAGE			1	100%	1
MEMORIAL SATILLA HEALTH			1	100%	1
TEVAPHARM			1	100%	1
CVS MO4850POCT SPRINGFIELD		1			1
CHATEAU MADELEINE - SENIOR LIVING & MEMORY CARE			1	100%	1
HALEYVILLE HEALTH CARE CENTER		1			1
CVS CT718POCT ANSONIA		1			1
ARCADIA DIALYSIS CENTER			1	100%	1
COMMUNITY MEDICAL CENTER-ORANGE CITY		1			1
Manorcare Health Services West Reading North		1			1
SEWALLS POINT PHARMACY INC			1	100%	1
WESTON COUNTY HEALTH SERVICES			1	100%	1
CVS NC3319POCT CHARLOTTE		1			1
PEDIATRIC URGENT CARE CENTR OF FORT WORTH-LA GRAN			1	100%	1
KIDS CARE PEDIATRICS PA			1	100%	1
CARTERSVILLE MEDICAL CENTER			1	100%	1
NEW YORK CITY DEPARTMENT OF HEALTH			1	100%	1
ADVENTHEALTH HOSPICE CARE CENTRAL FLORIDA		1			1

COVID-19: testing by laboratory

Data through Jan 19, 2021 verified as of Jan 20, 2021 at 09:25 AM

Data in this report are provisional and subject to change.

The numbers in the table below represent the number of Florida and non-Florida residents for whom test results were received by the Department of Health. A person can be tested by more than one laboratory and can have both positive and negative results. **Therefore, the sum of the numbers in each column will be larger than the total number of people tested.**

Reporting lab	Inconclusive	Negative	Positive	Percent positive	Total
LAKESIDE MEDICAL CENTER		1			1
Aspire Physical Recovery Center at Cahaba River		1			1
NORTH MIAMI BEACH SURGICAL CENTER			1	100%	1
Kroger 441 - The Little Clinic Middletown		1			1
FAMILY MEDICAL CENTER		1			1
JOHN D. ARCHBOLD MEMORIAL HOSPITAL			1	100%	1
LEHIGH PULMONARY ASSOCIATES			1	100%	1
Kroger 909 - The Little Clinic Hamilton			1	100%	1
CVS NV9586POCT RENO		1			1
DESERT HOSPITAL/CPHU CLINICAL LABORATORY			1	100%	1
PEACHEALTH LABORATORIES		1			1
HALIFAX FAMILY HEALTH CENTER			1	100%	1
MERCY – NORTH IOWA			1	100%	1
LAKEVIEW HEALTH CARE SYSTEM LLC			1	100%	1
PATHOLOGYT & LAB MEDICINE SERVICES			1	100%	1
HUNTSVILLE HOSPITAL			1	100%	1
Villages of St.Peters		1			1
PALM COAST DRAW STATION/AMERICAN HEALTH ASSOCIATES		1			1
LABONE		1			1
GEORGE W FERGUSON MD-CONCIERGE MEDICAL SERVICES PL		1			1
ST VINCENTS AMBULATORY CARE INC			1	100%	1
CORPORATION OF AMERICA		1			1
MEDEXPRESS URGENT CARE - SOMERSET TOWNSHIP		1			1
CHILDREN'S MEDICAL CENTER-EAST ORLANDO			1	100%	1
ST. MARY MEDICAL CENTER		1			1
SUREPOINT URGENT CARE PADRE ISLAND			1	100%	1
ST JOHNS PEDIATRICS PA		1			1
CARDIAC AND VASCULAR CONSULTANTS MD PA		1			1
EAST RIDGE RETIREMENT VILLAGE INC		1			1
Kroger 465 - The Little Clinic Oakley		1			1
NORTH FLORIDA FAMILY MEDICINE			1	100%	1
FLORIDA EPIDEMIOLOGY PROGRAM			1	100%	1
NORTH FLORIDA CHILD DEVELOPMENT, INC			1	100%	1
MODERN URGENT CARE			1	100%	1
Waddell Nursing & Rehab Center		1			1
MOSAIC MEDICAL CENTER MARYVILLE			1	100%	1
WORKFORCE HEALTH DEPARTMENT			1	100%	1
BUENA VIDA ESTATES			1	100%	1
GENESIS HEALTH SYSTEM			1	100%	1
Longwood Community Living Center		1			1
Brookdale Southside			1	100%	1
BROOKDALE FORT MYERS LAKES PARK			1	100%	1
DIVERSE MEDICAL CARE LLC			1	100%	1
CARE STATION MEDICAL GROUP		1			1
CHILTON MEDICAL CENTER		1			1
UMHC HOLLYWOOD LABORATORY			1	100%	1
CLARE BRIDGE OF CAPE CORAL		1			1

COVID-19: testing by laboratory

Data through Jan 19, 2021 verified as of Jan 20, 2021 at 09:25 AM

Data in this report are provisional and subject to change.

The numbers in the table below represent the number of Florida and non-Florida residents for whom test results were received by the Department of Health. A person can be tested by more than one laboratory and can have both positive and negative results. **Therefore, the sum of the numbers in each column will be larger than the total number of people tested.**

Reporting lab	Inconclusive	Negative	Positive	Percent positive	Total
LUMICO LIFE INSURANCE COMPANY		1			1
RIDGE OPTUM FLORIDA			1	100%	1
Ash Flat Healthcare and Rehabilitation Center			1	100%	1
LEHIGH REGIONAL WOUND CENTER			1	100%	1
BAYFRONT HEAL WOUND CARE AND HYPERBARIC CENTER			1	100%	1
ENCOMPASS HEALTH REHABILITATION HOSPITAL OF LARGO			1	100%	1
The Palms Nursing and Rehabilitation		1			1
UPMC NORTHWEST HOSPITAL			1	100%	1
GEORGETOWN URGENT CARE			1	100%	1
Kroger 523 - The Little Clinic Dickson			1	100%	1
ATRIA TAMARAC			1	100%	1
SOUTHERN BREEZE HEALTHCARE			1	100%	1
BERKSHIRE MEDICAL CENTER			1	100%	1
ST MARY'S OF SAGINAW		1			1
NICKLAUS CHILDREN'S DORAL OUTPATIENT CENTER			1	100%	1
Livingston County Center for Nursing and Rehabilitation		1			1
ROSE HAVEN NURSING CENTER		1			1
JUPITER PEDIATRIC ASSOCIATES, PA			1	100%	1
LRGHEALTHCARE		1			1
CARENOW-MONTGOMERY			1	100%	1
Kroger 635 - The Little Clinic Dacula		1			1
Lemont Nursing and Rehab Center			1	100%	1
RESIDENCES AT MIAMI / REIGN GARDENS LLC, THE			1	100%	1
DILELLA			1	100%	1
MOUNT SINAI AVENTURA DIAGNOSTIC CENTER			1	100%	1
VA ST LOUIS HEALTH CARE SYSTEM			1	100%	1
ADVENTHEALTH MEDICAL GROUP PEDIATRICS DIABETES &			1	100%	1
SANFORD PEDIATRIC ASSOCIATES, PA			1	100%	1
Kroger - KRO70300083			1	100%	1
ADVANCE CARDIOVASCULAR IMAGING, INC			1	100%	1
SOUTH BEND MEDICAL FOUNDATION			1	100%	1
Courtenay Springs Village			1	100%	1
Moab Regional Hospital			1	100%	1
MINUTECLINIC LLC (2335)		1			1
Metairie Healthcare Center			1	100%	1
BASCOM PALMER-MICRO LAB			1	100%	1
MID-FLORIDA PATHOLOGY LLC - MOBILE UNIT # 3			1	100%	1
CVS OH2486POCT NILES			1	100%	1
BROOKSVILLE REGIONAL HOSPITAL			1	100%	1
ADVANCE FAMILY PRACTICE LLC			1	100%	1
Manor Care Health Services- Wilmington			1	100%	1
ARNOLD PALMER HOSPITAL LAB POCT		1			1
CURA LABORATORY SERVICES			1	100%	1
HEALTH CARE SERVICES LC			1	100%	1
SKYRIDGE CLINICAL ASSOCIATES		1			1
SOUTHEASTERN PATHOLOGY ASSOCIATES			1	100%	1
MISSOURI DEPARTMENT OF HEALTH AND SENIOR SERVICES - STATE PH LAB		1			1

COVID-19: testing by laboratory

Data through Jan 19, 2021 verified as of Jan 20, 2021 at 09:25 AM

Data in this report are provisional and subject to change.

The numbers in the table below represent the number of Florida and non-Florida residents for whom test results were received by the Department of Health. A person can be tested by more than one laboratory and can have both positive and negative results. **Therefore, the sum of the numbers in each column will be larger than the total number of people tested.**

Reporting lab	Inconclusive	Negative	Positive	Percent positive	Total
Chateau Girardeau			1	100%	1
XSTREMEMD			1	100%	1
Big River Nursing and Rehab		1			1
BAPTIST MINOR MEDICAL CENTER			1	100%	1
MERITUS MEDICAL CENTER			1	100%	1
MADISON FACILITY INC			1	100%	1
Kroger - KR003500568			1	100%	1
Excel Care Center			1	100%	1
BORINQUEN HEALTH CENTER			1	100%	1
MD NOW URGENT CARE			1	100%	1
OAKWOOD HOSPITAL - SOUTHSHORE			1	100%	1
LEE MEMORIAL HOSPITAL OUTPATIENT SURGERY CENTER			1	100%	1
SOUTHEASTERN INTEGRATED MEDICAL PL			1	100%	1
WELLMED AT LINEBAUGH AVE			1	100%	1
ADVENTHEALTH MEDICAL GROUP FAMILY AND INTERNAL			1	100%	1
LEELANAU OPCO, LLC		1			1
Fairview			1	100%	1
EH FARGO HOSPITAL LABORATORY			1	100%	1
FLORIDA MEDICAL CLINIC PA GI			1	100%	1
DIAMOND SPEEDWAY DIALYSIS			1	100%	1
LIFEGUARD AMBULANCE SERVICE LLC - BAY COUNTY			1	100%	1
GOOD SAMARITAN SOCIETY-FOREST CITY		1			1
CVS M08595POCT RAYMORE		1			1
BAYCARE OUTREACH LAB			1	100%	1
SOUTHERN SPRINGS HEALTH CARE		1			1
BLOOD SYSTEMS LABORATORIES			1	100%	1
THE CHRIST HOSPITAL			1	100%	1
DOCTORS CARE - AIKEN MALL			1	100%	1
COMMUNITY HOSPITALS INDIANAPOLIS			1	100%	1
MEDPOST - NORTH DALLAS			1	100%	1
Tremont Health & Rehabilitation Center		1			1
CARESPOT - OCOEE			1	100%	1
ORLANDO HEALTH MEDICAL GROUP			1	100%	1
CARENOW MIDTOWN			1	100%	1
LANTANA HC LAB			1	100%	1
NORTH SHORE MEDICAL CENTER - SALEM HOSPITAL			1	100%	1
NORTH SHORE HEMATOLOGY-ONCOLOGY ASSOCI		1			1
BEAUFORT MEMORIAL			1	100%	1
ROAN MOUNTAIN MEDICAL CENTER			1	100%	1
LAB PLUS, LLC			1	100%	1
BRUCE S WEST MD			1	100%	1
Robert Wood Johnson University Hospital			1	100%	1
ADVENT HEALTH - OWASA			1	100%	1
Mayfair Village Nursing Care Center		1			1
FLORIDA HOSPITAL ORMOND BEACH			1	100%	1
TITUSVILLE REHABILITATION AND NURSING CENTER		1			1
DOC PAM PA		1			1

COVID-19: testing by laboratory

Data through Jan 19, 2021 verified as of Jan 20, 2021 at 09:25 AM

Data in this report are provisional and subject to change.

The numbers in the table below represent the number of Florida and non-Florida residents for whom test results were received by the Department of Health. A person can be tested by more than one laboratory and can have both positive and negative results. **Therefore, the sum of the numbers in each column will be larger than the total number of people tested.**

Reporting lab	Inconclusive	Negative	Positive	Percent positive	Total
Bon Secours Place			1	100%	1
HARBOR BEACH NURSING AND REHABILITATION CENTER			1	100%	1
CVS CA9715POCT THOUSAND OAKS		1			1
ST.ELIZABETH HEALTH CENTER	1				1
EVERGREEN NURSING HOME		1			1
FRANKLIN CBOC			1	100%	1
Mercy Manor Transition Center			1	100%	1
MINUTE CLINIC DIAGNOSTIC PA			1	100%	1
MEDOR/ACC SYNCHRONY			1	100%	1
Florence Home		1			1
CVS OH3301POCT WOODMERE		1			1
THE CHILDREN'S HOSPITAL OF PHILADELPHIA		1			1
DAVENPORT PEDIATRICS CLERMONT PA		1			1
ORMC-ARDEN/EOI			1	100%	1
CARDIOLOGY AND FITNESS MEDICINE		1			1
PASTEUR MEDICAL CENTER LLC		1			1
POINTE MEDICAL SERVICES INC			1	100%	1
ORLANDO HEALTH PHYSICIAN GROUP			1	100%	1
FLORIDA FAMILY LABORATORY		1			1
ADVANCED URGENT CARE CENTER			1	100%	1
MINUTECLINIC OF NEVADA-2955 S FT APACH		1			1
MINUTECLINIC DIAGNOSTICS OF OKLAHOMA		1			1
GOSHEN MEDICAL CENTER			1	100%	1
Douglas County Health Center		1			1
SYNEXUS CLINICAL RESEARCH US INC		1			1
EVENTIDE LUTHERAN HOME		1			1
Jacaranda Manor			1	100%	1
Kroger 923 - The Little Clinic Centerville		1			1
MINUTECLINIC DIAG OF IND, LLC #6908		1			1
Village Crest Center for Health & Rehabilitation		1			1
BROOKDALE PALM COAST		1			1
SHARON REGIONAL MEDICAL CENTER			1	100%	1
DIGNITY HEALING LLC			1	100%	1
TMH PHYSICIAN PARTNERS			1	100%	1
PROVIDENCE LABORATORY SERVICES		1			1
Northern Nevada State Veterans Home		1			1
PROSPECT URGENT CARE			1	100%	1
EXAC CARE CROSSVILLE		1			1
URGENT CARE OF FORT LAUDERDALE INC			1	100%	1
APPLECARE VALDOSTA			1	100%	1
LSU MEDICAL CENTER			1	100%	1
MINUTECLINIC, LLC #4507		1			1
RCA LABORATORY SERVICES LLC			1	100%	1
CVS NC7213POCT MATTHEWS		1			1
SMITH NORTHVIEW HOSPITAL LAB			1	100%	1
VANAJA SUREDDI MD PA			1	100%	1
THOMAS HOSPITAL			1	100%	1

COVID-19: testing by laboratory

Data through Jan 19, 2021 verified as of Jan 20, 2021 at 09:25 AM

Data in this report are provisional and subject to change.

The numbers in the table below represent the number of Florida and non-Florida residents for whom test results were received by the Department of Health. A person can be tested by more than one laboratory and can have both positive and negative results. **Therefore, the sum of the numbers in each column will be larger than the total number of people tested.**

Reporting lab	Inconclusive	Negative	Positive	Percent positive	Total
Autumn Care of Suffolk		1			1
EXCEL URGENT CARE OF NJ			1	100%	1
HERNANDO COUNTY HEALTH DEPT			1	100%	1
NASSAU COUNTY HEALTH DEPARTMENT		1			1
BRANDON OUTREACH CLINIC			1	100%	1
PROGRESS PHARMACY INC			1	100%	1
RIVERSIDE REGIONAL MED CENTER			1	100%	1
UNIVERSITY OF NORTH CAROLINA HOSPITALS			1	100%	1
MEDEXPRESS URGENT CARE - BECKLEY		1			1
QUEST DIAGNOSTICS CLINICAL LABORATORIES INC		1			1
NDX-CORE LAB			1	100%	1
OAKMONTE VILLAGE OF DAVIE			1	100%	1
Dulles Health and Rehab Center		1			1
FIVE STAR PREMIER RESIDENCES OF POMPANO BEACH			1	100%	1
Alden North Shore			1	100%	1
MEDEXPRESS URGENT CARE - RUSSELLVILLE, W MAIN ST		1			1
MEDEXPRESS URGENT CARE - CONWAY		1			1
VICTORIAN MANOR			1	100%	1
BOLLES SCHOOL, THE			1	100%	1
LIFELINK TISSUE BANK D/B/A LIFELINK TISSUE BANK		1			1
ESOTERIC LAB			1	100%	1
CVS IL7143POCT SCHAUMBURG		1			1
INNOVATIVE GENOMICS, LLC			1	100%	1
MARTIN HEALTH PHYSICIAN GROUP			1	100%	1
LOGAN COUNTY HOSPITAL			1	100%	1
West Bay of Tampa Center			1	100%	1
RABI SINHA, MD		1			1
ADVANCED URGENT CARE PLLC		1			1
BEAUMONT HOSPITAL, GROSSE POINTE			1	100%	1
USF PHYSICIANS GROUP			1	100%	1
CLUB HEALTH AND REHABILITATION CENTER, THE		1			1
HOLSTON MEDICAL GROUP		1			1
OCALA RKC EAST HEMO #1			1	100%	1
FELD ENTERTAINMENT			1	100%	1
MEDICAL CITY NORTH HILLS			1	100%	1
MOBILE MEDICAL CLINIC			1	100%	1
SOLARIS HEALTHCARE PLANT CITY		1			1
PRISMA HEALTH TUOMEY LABORATORY			1	100%	1
Redwood Springs Healthcare			1	100%	1
THEDACARE FAMILY MEDICINE GATEWAY			1	100%	1
ACCESS FAMILY CARE LLC			1	100%	1
ESCANDON DIAGNOSTIC CLINIC			1	100%	1
PARKRIDGE MEDICAL CENTER			1	100%	1
VAULT MEDICAL SERVICES			1	100%	1
CHI ST. LUKE'S HEALTH BCM MEDICAL CENTER			1	100%	1
WHITE EARTH IHS MAIN LAB		1			1
TIMPANOGOS REGIONAL HOSPITAL			1	100%	1

COVID-19: testing by laboratory

Data through Jan 19, 2021 verified as of Jan 20, 2021 at 09:25 AM

Data in this report are provisional and subject to change.

The numbers in the table below represent the number of Florida and non-Florida residents for whom test results were received by the Department of Health. A person can be tested by more than one laboratory and can have both positive and negative results. **Therefore, the sum of the numbers in each column will be larger than the total number of people tested.**

Reporting lab	Inconclusive	Negative	Positive	Percent positive	Total
CARING PROFESSIONAL HEALTH CARE LLC		1			1
UNIVERSITY OF MIAMI SCCC RESEARCH LABORATORY			1	100%	1
NORTH SHORE HEMATOLOGY-ONCOLOGY ASSOCIATES PC		1			1
ISLAND NURSING HOME			1	100%	1
MINUTE CLINIC LLC #0169		1			1
STANDIFER PLACE		1			1
TWELVE OAKS RECOVERY CENTER			1	100%	1
PALM BEACH COUNTY HEALTH DEPT.			1	100%	1
Princeton Place			1	100%	1
Total	73,472	13,918,123	2,049,979	13%	16,041,574