

COVID-19: summary of cases and monitoring

Data through Jan 17, 2021 verified as of Jan 18, 2021 at 09:25 AM

Data in this report are provisional and subject to change.

Cases: people with positive PCR or antigen test result

Total cases	1,579,281
Florida residents	1,550,444
Non-Florida residents	28,837
Type of testing	
Florida residents	1,550,444
Positive by BPHL/CDC	55,951
Positive by commercial/hospital lab	1,494,493
PCR positive	1,295,924
Antigen positive	254,520
Non-Florida residents	28,837
Positive by BPHL/CDC	738
Positive by commercial/hospital lab	28,099
PCR positive	20,712
Antigen positive	8,125
Characteristics	
Florida residents hospitalized	68,170
Florida resident deaths	24,274
Non-Florida resident deaths	383

Hospitalized counts include anyone who was hospitalized at some point during their illness. It does not reflect the number of people currently hospitalized.

More information on deaths identified through death certificate data is available on the National Center for Health Statistics website at www.cdc.gov/nchs/nvss/vsrr/COVID19/index.htm.

Cases: people with positive PCR or antigen test result

Risk factors for Florida residents

Traveled	12,921
Contact with a known case	578,619
Traveled and contact with a known case	17,523
Neither	941,381
No travel and no contact	177,448
Travel is unknown	561,794
Contact is unknown	340,885
Contact is pending	369,496

Travel can be unknown and contact can be unknown or pending for the same case, these numbers will sum to more than the "neither" total.

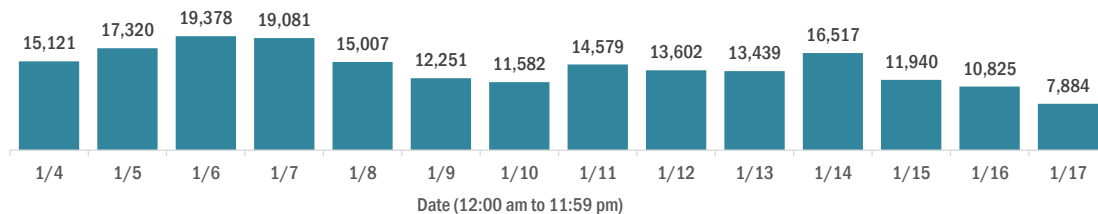
COVID-19: summary of laboratory testing

Data through Jan 17, 2021 verified as of Jan 18, 2021 at 09:25 AM

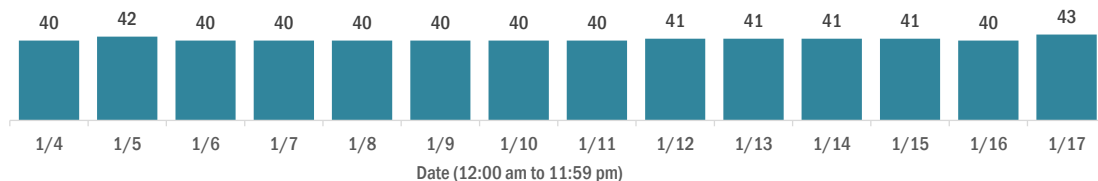
Data in this report are provisional and subject to change.

Cases in Florida residents per day for the past 2 weeks

Number of cases per day



Median age of cases by day

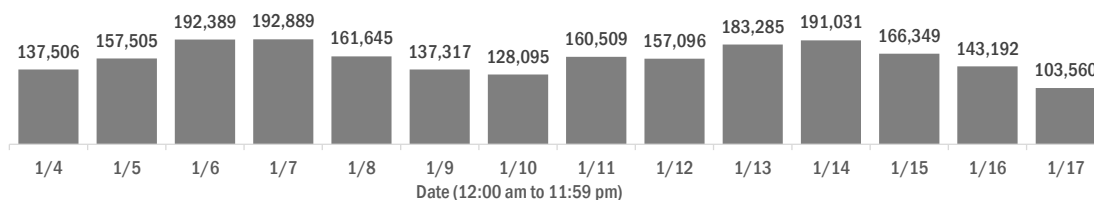


Laboratory testing for Florida residents over the past 2 weeks

Number of Florida residents tested per day

These counts include the number of people for whom the Department received PCR or antigen laboratory results by day.

People tested on multiple days will be included for each day a new result was received. A person is only counted once for each day they are tested, regardless of whether multiple specimens are tested or multiple results are received.

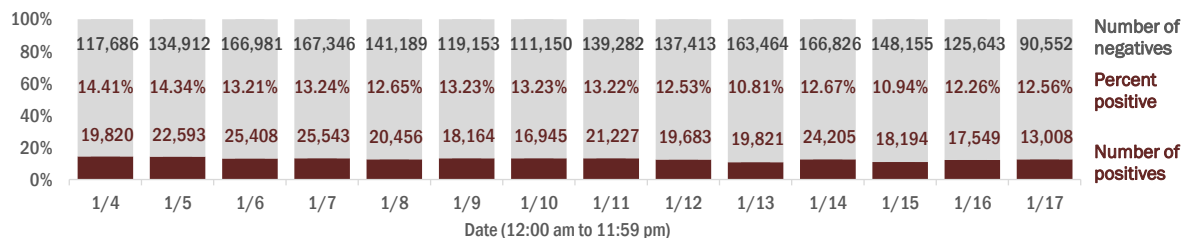


Number and percent of Florida residents with positive test results

The percent of positive results ranged from 10.81% to 14.41% over the past 2 weeks and was 12.56% yesterday.

These counts include the number of people for whom the Department received PCR or antigen laboratory results by day.

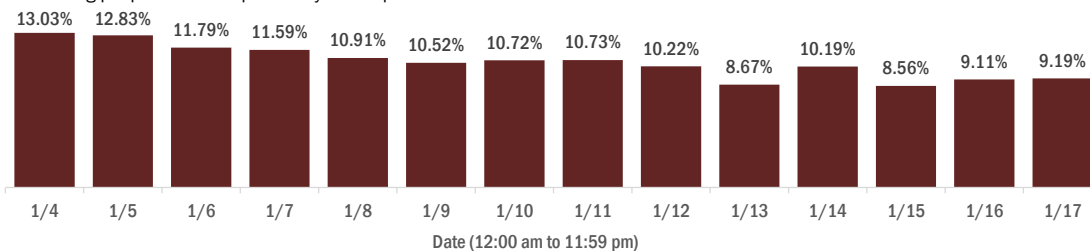
People tested on multiple days will be included for each day a new result was received. A person is only counted once for each day they are tested, regardless of whether multiple specimens are tested or multiple results are received. If a person has a positive specimen and a negative specimen in the same day, only the positive result is counted.



Percent positivity for new cases in Florida residents

The percent of positive results ranged from 8.56% to 13.03% over the past 2 weeks and was 9.19% yesterday.

This percent is the number of people who test PCR- or antigen-positive for the first time divided by all the people tested that day, excluding people who have previously tested positive.



COVID-19: characteristics of 28,837 Florida resident cases

Data through Jan 17, 2021 verified as of Jan 18, 2021 at 09:25 AM

Data in this report are provisional and subject to change.

Age group	Cases		Hospitalizations		Deaths	
0-4 years	28,849	2%	452	1%	0	0%
5-14 years	86,980	6%	416	1%	5	0%
15-24 years	239,534	15%	1,723	3%	36	0%
25-34 years	274,478	18%	3,468	5%	132	1%
35-44 years	241,407	16%	5,246	8%	378	2%
45-54 years	237,789	15%	7,975	12%	929	4%
55-64 years	203,788	13%	11,666	17%	2,632	11%
65-74 years	129,280	8%	13,984	21%	5,159	21%
75-84 years	72,121	5%	13,786	20%	7,271	30%
85+ years	35,022	2%	9,449	14%	7,732	32%
Unknown	1,196	0%	5	0%	0	0%
Total	1,550,444		68,170		24,274	

Gender	Cases	
Female	808,414	52%
Male	730,306	47%
Unknown	11,724	1%
Total	1,550,444	

Ethnicity	Cases		Hospitalizations		Deaths	
Hispanic	487,646	31%	17,862	26%	5,816	24%
Non-Hispanic	720,670	46%	46,767	69%	16,758	69%
Unknown	342,128	22%	3,541	5%	1,700	7%
Total	1,550,444		68,170		24,274	

Race and ethnicity	Cases		Hospitalizations		Deaths	
White	842,841	54%	43,877	64%	17,503	72%
Hispanic	324,115	21%	12,603	18%	4,601	19%
Non-Hispanic	454,381	29%	29,834	44%	12,072	50%
Unknown	64,345	4%	1,440	2%	830	3%
Black	202,900	13%	14,415	21%	4,054	17%
Hispanic	11,535	1%	599	1%	156	1%
Non-Hispanic	173,350	11%	13,485	20%	3,744	15%
Unknown	18,015	1%	331	0%	154	1%
Other race	222,898	14%	7,791	11%	1,929	8%
Hispanic	113,156	7%	4,213	6%	900	4%
Non-Hispanic	75,669	5%	3,215	5%	857	4%
Unknown	34,073	2%	363	1%	172	1%
Unknown race	281,805	18%	2,087	3%	788	3%
Hispanic	38,840	3%	447	1%	159	1%
Non-Hispanic	17,270	1%	233	0%	85	0%
Unknown	225,695	15%	1,407	2%	544	2%
Total	1,550,444		68,170		24,274	

Hospitalization counts include anyone who was hospitalized at some point during their illness. It does not reflect the number of people currently hospitalized. **Other race** includes any person with a race of American Indian/Alaskan native, Asian, native Hawaiian/Pacific Islander, or other.

COVID-19: deaths in Florida residents and staff of long-term care facilities

Data through Jan 17, 2021 verified as of Jan 18, 2021 at 09:25 AM

Data in this report are provisional and subject to change.

For current cases in residents or staff of long-term care facilities, please visit: <https://floridahealthcovid19.gov/>

County	Deaths		County	Deaths		County	Deaths	
Dade	936	11%	Martin	134	2%	Okeechobee	16	0%
Palm Beach	873	10%	Hernando	127	1%	Calhoun	13	0%
Pinellas	748	8%	Osceola	116	1%	Gadsden	12	0%
Broward	543	6%	Charlotte	105	1%	Gulf	12	0%
Hillsborough	467	5%	Indian River	91	1%	Washington	12	0%
Polk	381	4%	Clay	90	1%	Baker	11	0%
Brevard	311	4%	Jackson	79	1%	Jefferson	10	0%
Lee	305	3%	Leon	72	1%	Holmes	8	0%
Sarasota	300	3%	St. Johns	64	1%	Lafayette	8	0%
Duval	291	3%	Bay	63	1%	Wakulla	7	0%
Orange	291	3%	Highlands	60	1%	Desoto	6	0%
Volusia	227	3%	Suwannee	56	1%	Bradford	4	0%
St. Lucie	212	2%	Santa Rosa	50	1%	Levy	4	0%
Marion	204	2%	Alachua	48	1%	Flagler	3	0%
Seminole	194	2%	Columbia	43	0%	Monroe	3	0%
Escambia	188	2%	Sumter	36	0%	Taylor	3	0%
Collier	163	2%	Nassau	28	0%	Hardee	2	0%
Pasco	162	2%	Putnam	23	0%	Dixie	1	0%
Manatee	159	2%	Walton	21	0%	Liberty	1	0%
Citrus	146	2%	Hendry	20	0%	Total	8,877	
Lake	144	2%	Madison	18	0%			
Okaloosa	135	2%	Gilchrist	17	0%			

Note: cases are summarized by the county of usual residence. Residents and staff may be cases associated with facilities that are not in their county of usual residence, resulting in cases being included below for counties that do not have facilities with known cases.

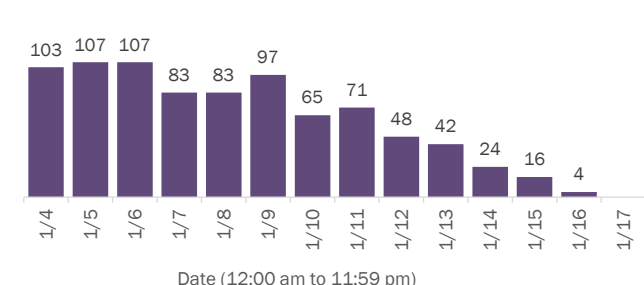
COVID-19: cases in Florida residents who have died

Data through Jan 17, 2021 verified as of Jan 18, 2021 at 09:25 AM

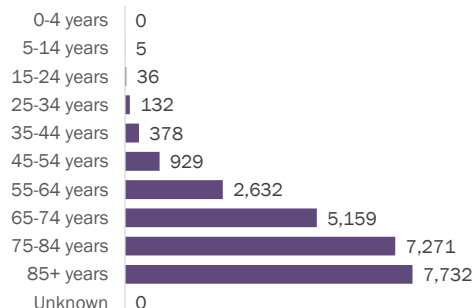
Data in this report are provisional and subject to change.

Demographics for all identified COVID-19 deaths: 24,274

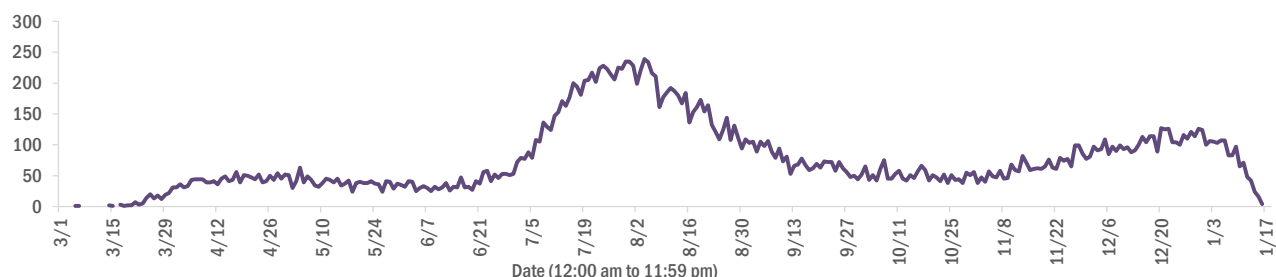
Deaths by date of death for the past 2 weeks



Deaths by age group



Deaths by date of death since March 2020



Age group	Deaths	Cases	Case fatality rate	Mortality rate per 100,000 population
0-4 years	0	28,849	0.0%	0.0
5-14 years	5	86,980	0.0%	0.2
15-24 years	36	239,534	0.0%	1.4
25-34 years	132	274,478	0.0%	4.7
35-44 years	378	241,407	0.2%	14.5
45-54 years	929	237,789	0.4%	33.3
55-64 years	2,632	203,788	1.3%	91.0
65-74 years	5,159	129,280	4.0%	212.6
75-84 years	7,271	72,121	10.1%	517.8
85+ years	7,732	35,022	22.1%	1338.8
Unknown	0	1,196	0.0%	
Total	24,274	1,550,444	1.6%	112.4

Race	Deaths	Cases	Case fatality rate	Mortality rate per 100,000 population
White	17,503	842,841	2.1%	104.8
Black	4,054	202,900	2.0%	110.8
Other	1,929	222,898	0.9%	155.0
Unknown	788	281,805	0.3%	
Total	24,274	1,550,444	1.6%	112.4

Gender	Deaths	Cases	Case fatality rate	Mortality rate per 100,000 population
Female	10,664	808,414	1.3%	96.6
Male	13,610	730,306	1.9%	128.9
Unknown	0	11,724	0.0%	
Total	24,274	1,550,444	1.6%	112.4

Ethnicity	Deaths	Cases	Case fatality rate	Mortality rate per 100,000 population
Hispanic	5,816	487,646	1.2%	102.4
Non-Hispanic	16,758	720,670	2.3%	105.3
Unknown	1,700	342,128	0.5%	
Total	24,274	1,550,444	1.6%	112.4

COVID-19: characteristics of 1,550,444 cases

Data through Jan 17, 2021 verified as of Jan 18, 2021 at 09:25 AM

Data in this report are provisional and subject to change.

Tables below include cases in Florida residents and non-Florida residents.

All 67 Florida counties have cases:

County	FL resident cases		Non-FL resident cases	Total cases	FL resident deaths	FL death rate
Dade	341,950	<div><div></div></div> 22%	4,140	346,090	4,617	1.4%
Broward	157,776	<div><div></div></div> 10%	1,894	159,670	1,983	1.3%
Palm Beach	96,503	<div><div></div></div> 6%	1,564	98,067	2,037	2.1%
Orange	92,464	<div><div></div></div> 6%	1,135	93,599	847	0.9%
Hillsborough	92,114	<div><div></div></div> 6%	777	92,891	1,202	1.3%
Duval	73,947	<div><div></div></div> 5%	1,231	75,178	816	1.1%
Pinellas	53,172	<div><div></div></div> 3%	1,357	54,529	1,184	2.2%
Lee	46,924	<div><div></div></div> 3%	1,514	48,438	729	1.6%
Polk	45,541	<div><div></div></div> 3%	312	45,853	891	2.0%
Osceola	30,194	<div><div></div></div> 2%	498	30,692	330	1.1%
Escambia	24,638	<div><div></div></div> 2%	2,968	27,606	448	1.8%
Volusia	27,127	<div><div></div></div> 2%	415	27,542	476	1.8%
Pasco	26,757	<div><div></div></div> 2%	249	27,006	453	1.7%
Brevard	25,828	<div><div></div></div> 2%	402	26,230	582	2.3%
Manatee	25,701	<div><div></div></div> 2%	474	26,175	461	1.8%
Collier	25,070	<div><div></div></div> 2%	804	25,874	377	1.5%
Leon	22,913	<div><div></div></div> 1%	749	23,662	203	0.9%
Sarasota	21,752	<div><div></div></div> 1%	953	22,705	563	2.6%
Marion	22,180	<div><div></div></div> 1%	86	22,266	551	2.5%
Seminole	21,887	<div><div></div></div> 1%	167	22,054	340	1.6%
Lake	19,292	<div><div></div></div> 1%	255	19,547	377	2.0%
Alachua	18,649	<div><div></div></div> 1%	213	18,862	154	0.8%
St. Lucie	17,632	<div><div></div></div> 1%	116	17,748	454	2.6%
St. Johns	16,436	<div><div></div></div> 1%	237	16,673	140	0.9%
Okaloosa	15,057	<div><div></div></div> 1%	170	15,227	263	1.7%
Clay	14,050	<div><div></div></div> 1%	34	14,084	221	1.6%
Bay	13,493	<div><div></div></div> 1%	589	14,082	255	1.9%
Santa Rosa	13,679	<div><div></div></div> 1%	174	13,853	177	1.3%
Martin	8,879	<div><div></div></div> 1%	157	9,036	228	2.6%
Charlotte	8,890	<div><div></div></div> 1%	133	9,023	270	3.0%
Hernando	8,955	<div><div></div></div> 1%	65	9,020	312	3.5%
Indian River	8,745	<div><div></div></div> 1%	77	8,822	196	2.2%
Citrus	7,872	<div><div></div></div> 1%	57	7,929	309	3.9%
Columbia	6,818	<div><div></div></div> 0%	33	6,851	132	1.9%
Sumter	6,399	<div><div></div></div> 0%	62	6,461	157	2.5%

County	FL resident cases		Non-FL resident cases	Total cases	FL resident deaths	FL death rate
Nassau	5,919	<div><div></div></div> 0%	373	6,292	73	1.2%
Highlands	5,830	<div><div></div></div> 0%	61	5,891	232	4.0%
Walton	5,274	<div><div></div></div> 0%	581	5,855	60	1.1%
Jackson	5,282	<div><div></div></div> 0%	60	5,342	124	2.3%
Putnam	5,026	<div><div></div></div> 0%	16	5,042	89	1.8%
Monroe	4,712	<div><div></div></div> 0%	248	4,960	37	0.8%
Gadsden	4,764	<div><div></div></div> 0%	15	4,779	65	1.4%
Flagler	4,682	<div><div></div></div> 0%	53	4,735	53	1.1%
Suwannee	4,585	<div><div></div></div> 0%	26	4,611	101	2.2%
Hendry	3,811	<div><div></div></div> 0%	18	3,829	53	1.4%
Unknown	248	<div><div></div></div> 0%	3,058	3,306	0	0.0%
Desoto	3,203	<div><div></div></div> 0%	17	3,220	67	2.1%
Okeechobee	2,981	<div><div></div></div> 0%	30	3,011	56	1.9%
Baker	2,824	<div><div></div></div> 0%	12	2,836	41	1.5%
Wakulla	2,665	<div><div></div></div> 0%	9	2,674	32	1.2%
Bradford	2,496	<div><div></div></div> 0%	8	2,504	26	1.0%
Hardee	2,398	<div><div></div></div> 0%	12	2,410	22	0.9%
Levy	2,328	<div><div></div></div> 0%	9	2,337	22	0.9%
Taylor	2,275	<div><div></div></div> 0%	5	2,280	30	1.3%
Washington	2,252	<div><div></div></div> 0%	21	2,273	30	1.3%
Holmes	1,943	<div><div></div></div> 0%	30	1,973	32	1.6%
Madison	1,689	<div><div></div></div> 0%	23	1,712	35	2.1%
Union	1,611	<div><div></div></div> 0%	0	1,611	69	4.3%
Gulf	1,533	<div><div></div></div> 0%	19	1,552	31	2.0%
Lafayette	1,496	<div><div></div></div> 0%	0	1,496	23	1.5%
Calhoun	1,439	<div><div></div></div> 0%	2	1,441	33	2.3%
Hamilton	1,408	<div><div></div></div> 0%	16	1,424	15	1.1%
Dixie	1,318	<div><div></div></div> 0%	3	1,321	12	0.9%
Jefferson	1,171	<div><div></div></div> 0%	22	1,193	18	1.5%
Gilchrist	1,131	<div><div></div></div> 0%	2	1,133	28	2.5%
Franklin	1,100	<div><div></div></div> 0%	24	1,124	4	0.4%
Liberty	931	<div><div></div></div> 0%	1	932	14	1.5%
Glades	835	<div><div></div></div> 0%	2	837	12	1.4%
Total	1,550,444		28,837	1,579,281	24,274	1.6%

COVID-19: characteristics of 28,837 Florida resident cases

Data through Jan 17, 2021 verified as of Jan 18, 2021 at 09:25 AM

Data in this report are provisional and subject to change.

The table below includes the cities and counties of residence for cases in Florida residents based on the patient's ZIP Code. Note that city is not always received as part of the initial notification and may be missing while the case is being investigated.

City and county	Cases
Miami, Dade	198,563
Jacksonville, Duval	69,328
Orlando, Orange	68,822
Tampa, Hillsborough	54,267
Hialeah, Dade	48,448
Fort Lauderdale, Broward	34,525
Hollywood, Broward	30,487
West Palm Beach, Palm Beach	23,576
Kissimmee, Osceola	23,272
Tallahassee, Leon	21,989
Naples, Collier	20,898
Pensacola, Escambia	20,312
Homestead, Dade	20,293
Saint Petersburg, Pinellas	19,845
Fort Myers, Lee	18,501
Bradenton, Manatee	16,935
Boca Raton, Palm Beach	16,509
Ocala, Marion	16,386
Lakeland, Polk	16,075
Pompano Beach, Broward	15,785
Gainesville, Alachua	14,904
Sarasota, Sarasota	13,478
Lake Worth, Palm Beach	11,836
Cape Coral, Lee	11,704
Port Saint Lucie, St. Lucie	11,498
Clearwater, Pinellas	10,511
Miramar, Broward	10,278
Miami Beach, Dade	10,116
Boynton Beach, Palm Beach	9,249
Doral, Dade	8,879
Miami Gardens, Dade	8,786
Coral Springs, Broward	8,747
Saint Augustine, St. Johns	8,655
Panama City, Bay	8,588
Melbourne, Brevard	7,743
Winter Haven, Polk	7,585
Lehigh Acres, Lee	7,439
Delray Beach, Palm Beach	7,243
Riverview, Hillsborough	6,922
Vero Beach, Indian River	6,713
Davie, Broward	6,674
Milton, Santa Rosa	6,596
Lake City, Columbia	6,269
New Port Richey, Pasco	6,179
Sunrise, Broward	6,159
Fort Pierce, St. Lucie	5,949
Coral Gables, Dade	5,879
Saint Cloud, Osceola	5,799
Largo, Pinellas	5,789
Orange Park, Clay	5,773
Palm Bay, Brevard	5,701
Daytona Beach, Volusia	5,617
Apopka, Orange	5,507
Spring Hill, Hernando	5,320
Brandon, Hillsborough	5,318
Plantation, Broward	5,284
North Miami Beach, Dade	5,159
Clermont, Lake	5,093

COVID-19: characteristics of 28,837 Florida resident cases

Data through Jan 17, 2021 verified as of Jan 18, 2021 at 09:25 AM

Data in this report are provisional and subject to change.

The table below includes the cities and counties of residence for cases in Florida residents based on the patient's ZIP Code. Note that city is not always received as part of the initial notification and may be missing while the case is being investigated.

City and county	Cases
Plant City, Hillsborough	4,989
Weston, Broward	4,978
Davenport, Polk	4,875
Sanford, Seminole	4,787
Jupiter, Palm Beach	4,717
Deltona, Volusia	4,643
Deerfield Beach, Broward	4,562
Port Charlotte, Charlotte	4,430
Winter Garden, Orange	4,428
Fort Walton Beach, Okaloosa	4,305
Stuart, Martin	4,222
Tamarac, Broward	4,173
Miami Lakes, Dade	3,966
Palm Coast, Flagler	3,941
Crestview, Okaloosa	3,917
Land O Lakes, Pasco	3,889
Wesley Chapel, Pasco	3,872
Palm Beach Gardens, Palm Beach	3,777
Coconut Creek, Broward	3,755
Palmetto, Manatee	3,727
Deland, Volusia	3,710
Winter Park, Orange	3,680
Live Oak, Suwannee	3,621
Palm Harbor, Pinellas	3,603
Margate, Broward	3,598
Opa Locka, Dade	3,562
Oviedo, Seminole	3,522
Wellington, Palm Beach	3,492
Middleburg, Clay	3,372
Altamonte Springs, Seminole	3,327
Venice, Sarasota	3,276
Lutz, Hillsborough	3,253
North Port, Sarasota	3,222
Haines City, Polk	3,221
Punta Gorda, Charlotte	3,173
Sebring, Highlands	3,148
Brooksville, Hernando	3,138
Leesburg, Lake	3,133
Arcadia, Desoto	3,118
Ocoee, Orange	3,096
Hallandale, Broward	3,094
Port Orange, Volusia	3,086
Valrico, Hillsborough	3,061
Immokalee, Collier	2,994
Saint Johns, St. Johns	2,990
Okeechobee, Okeechobee	2,969
Bonita Springs, Lee	2,948
Pembroke Pines, Broward	2,930
The Villages, Sumter	2,906
Seminole, Pinellas	2,829
Zephyrhills, Pasco	2,762
Navarre, Santa Rosa	2,752
Cutler Ridge, Dade	2,746
Ormond Beach, Volusia	2,708
Longwood, Seminole	2,630
Pinellas Park, Pinellas	2,613
Windermere, Orange	2,585
Ruskin, Hillsborough	2,554
North Lauderdale, Broward	2,539

COVID-19: characteristics of 28,837 Florida resident cases

Data through Jan 17, 2021 verified as of Jan 18, 2021 at 09:25 AM

Data in this report are provisional and subject to change.

The table below includes the cities and counties of residence for cases in Florida residents based on the patient's ZIP Code. Note that city is not always received as part of the initial notification and may be missing while the case is being investigated.

City and county	Cases
North Miami, Dade	2,531
Gulf Breeze, Santa Rosa	2,516
Jacksonville Beach, Duval	2,512
Quincy, Gadsden	2,510
Key West, Monroe	2,500
Cantonment, Escambia	2,472
Niceville, Okaloosa	2,470
Lake Worth Beach, Palm Beach	2,436
Crawfordville, Wakulla	2,405
Cocoa, Brevard	2,381
Palatka, Putnam	2,335
Hudson, Pasco	2,279
Casselberry, Seminole	2,260
Bartow, Polk	2,251
Dade City, Pasco	2,224
Green Cove Springs, Clay	2,222
Panama City Beach, Bay	2,168
Fernandina Beach, Nassau	2,148
North Fort Myers, Lee	2,132
Perry, Taylor	2,127
Oakland Park, Broward	2,124
Port Richey, Pasco	2,107
Marianna, Jackson	2,102
Ponte Vedra Beach, St. Johns	2,087
Lake Mary, Seminole	2,035
Auburndale, Polk	2,034
Clewiston, Hendry	2,030
Kissimmee, Polk	1,976
Aventura, Dade	1,935
Tarpon Springs, Pinellas	1,926
Winter Springs, Seminole	1,912
Titusville, Brevard	1,896
Inverness, Citrus	1,862
New Smyrna Beach, Volusia	1,851
Royal Palm Beach, Palm Beach	1,832
Lynn Haven, Bay	1,817
Lake Wales, Polk	1,809
Merritt Island, Brevard	1,804
Fleming Island, Clay	1,793
Defuniak Springs, Walton	1,773
Chipley, Washington	1,761
Belle Glade, Palm Beach	1,760
Santa Rosa Beach, Walton	1,759
Wimauma, Hillsborough	1,745
Eustis, Lake	1,726
Esterro, Lee	1,720
Parkland, Broward	1,696
Dunedin, Pinellas	1,688
Starke, Bradford	1,685
Loxahatchee, Palm Beach	1,673
Cooper City, Broward	1,666
Labelle, Hendry	1,662
Holiday, Pasco	1,637
Sarasota, Manatee	1,584
Key Biscayne, Dade	1,581
Destin, Okaloosa	1,555
Odessa, Hillsborough	1,527
Avon Park, Highlands	1,522
Mulberry, Polk	1,517

COVID-19: characteristics of 28,837 Florida resident cases

Data through Jan 17, 2021 verified as of Jan 18, 2021 at 09:25 AM

Data in this report are provisional and subject to change.

The table below includes the cities and counties of residence for cases in Florida residents based on the patient's ZIP Code. Note that city is not always received as part of the initial notification and may be missing while the case is being investigated.

City and county	Cases
Parrish, Manatee	1,508
Palm City, Martin	1,488
Mount Dora, Lake	1,478
Mayo, Lafayette	1,473
Rockledge, Brevard	1,470
Seffner, Hillsborough	1,451
Coconut Grove, Dade	1,451
Missing, Dade	1,445
Crossings, Dade	1,435
Tavares, Lake	1,423
Bonifay, Holmes	1,405
Riviera Beach, Palm Beach	1,400
Carol City, Dade	1,400
Wauchula, Hardee	1,398
Summerfield, Marion	1,374
Yulee, Nassau	1,358
Macclenny, Baker	1,338
Groveland, Lake	1,298
Maitland, Orange	1,260
Orange City, Volusia	1,258
Pinecrest, Dade	1,254
Crystal River, Citrus	1,247
Ponte Vedra, St. Johns	1,233
Lake Butler, Union	1,230
Lithia, Hillsborough	1,222
Callahan, Nassau	1,217
Biscayne Park, Dade	1,201
Sebastian, Indian River	1,178
Homosassa, Citrus	1,152
Madison, Madison	1,145
Florida City, Dade	1,141
Lady Lake, Lake	1,136
Indiantown, Martin	1,134
Graceville, Jackson	1,123
Dania, Broward	1,121
Pace, Santa Rosa	1,118
Atlantic Beach, Duval	1,109
Gibsonton, Hillsborough	1,097
Century, Escambia	1,082
Monticello, Jefferson	1,077
Palmetto Bay, Dade	1,075
Hobe Sound, Martin	1,060
Lake Placid, Highlands	1,059
Dover, Hillsborough	1,055
Apollo Beach, Hillsborough	1,023
Sun City Center, Hillsborough	1,022
Alachua, Alachua	1,014
Oldsmar, Pinellas	1,011
Palm Springs, Palm Beach	989
Dunnellon, Marion	989
El Portal, Dade	980
Jasper, Hamilton	941
Edgewater, Volusia	931
Havana, Gadsden	927
Bellevue, Marion	926
Blountstown, Calhoun	926
North Palm Beach, Palm Beach	924
Lantana, Palm Beach	922
Lecanto, Citrus	909

COVID-19: characteristics of 28,837 Florida resident cases

Data through Jan 17, 2021 verified as of Jan 18, 2021 at 09:25 AM

Data in this report are provisional and subject to change.

The table below includes the cities and counties of residence for cases in Florida residents based on the patient's ZIP Code. Note that city is not always received as part of the initial notification and may be missing while the case is being investigated.

City and county	Cases
Hilliard, Nassau	907
Newberry, Alachua	906
Debary, Volusia	906
South Miami, Dade	900
Everglades National Park, Dade	882
Sanderson, Baker	873
Williston, Levy	850
Freeport, Walton	826
Jensen Beach, Martin	825
Coleman, Sumter	809
Keystone Heights, Clay	807
Satellite Beach, Brevard	807
Wewahitchka, Gulf	804
Safety Harbor, Pinellas	802
Trenton, Gilchrist	800
Ellenton, Manatee	795
Beverly Hills, Citrus	791
Wildwood, Sumter	790
Moore Haven, Glades	785
Lauderhill, Broward	751
Nokomis, Sarasota	751
Fellsmere, Indian River	750
Frostproof, Polk	750
Englewood, Charlotte	745
Cross City, Dixie	735
Mary Esther, Okaloosa	735
Fisher Island, Dade	734
Bristol, Liberty	729
Hernando, Citrus	729
Wilton Manors, Broward	723
Dunnellon, Citrus	715
Uleta, Dade	704
Port Saint Joe, Gulf	704
Olympia Heights, Dade	704
Key Largo, Monroe	701
Bushnell, Sumter	701
Medley, Dade	692
Polk City, Polk	691
Coral, Dade	680
South Bay, Palm Beach	674
Shalimar, Okaloosa	670
Chattahoochee, Gadsden	667
Pahokee, Palm Beach	657
Lauderdale Lakes, Broward	653
Marco Island, Collier	640
Englewood, Sarasota	618
Glen Saint Mary, Baker	610
Fort Meade, Polk	610
Crescent City, Putnam	606
Lawtey, Bradford	602
High Springs, Alachua	592
Cocoa Beach, Brevard	589
Indialantic, Brevard	585
Interlachen, Putnam	584
Chiefland, Levy	578
Bowling Green, Hardee	576
Miramar Beach, Walton	570
Spring Hill, Pasco	552
Thonotosassa, Hillsborough	550

COVID-19: characteristics of 28,837 Florida resident cases

Data through Jan 17, 2021 verified as of Jan 18, 2021 at 09:25 AM

Data in this report are provisional and subject to change.

The table below includes the cities and counties of residence for cases in Florida residents based on the patient's ZIP Code. Note that city is not always received as part of the initial notification and may be missing while the case is being investigated.

City and county	Cases
Sorrento, Lake	539
Minneola, Lake	539
Neptune Beach, Duval	538
Old Town, Dixie	537
Trinity, Pasco	535
Marathon, Monroe	530
Jacksonville, St. Johns	528
Southwest Ranches, Broward	522
Fruitland Park, Lake	519
Lake Alfred, Polk	515
Carrabelle, Franklin	502
Fort White, Columbia	490
Fort Myers Beach, Lee	485
Bronson, Levy	483
West Melbourne, Brevard	483
Sneads, Jackson	482
Belle Isle, Orange	468
Sweetwater, Dade	460
Baker, Okaloosa	456
Umatilla, Lake	442
Clearwater Beach, Pinellas	440
Jay, Santa Rosa	422
Cottrandale, Jackson	420
South Daytona, Volusia	414
Gulfport, Pinellas	411
Weeki Wachee, Hernando	409
Palm Beach, Palm Beach	409
Hawthorne, Alachua	408
Mascotte, Lake	405
East Palatka, Putnam	401
Midway, Gadsden	391
Oakland, Orange	390
Rotunda West, Charlotte	388
Centerville, Leon	386
Silver Springs, Marion	385
Florida State University, Leon	384
Citra, Marion	383
Zolfo Springs, Hardee	379
Oxford, Sumter	377
Bunnell, Flagler	373
Missing, Volusia	365
Altha, Calhoun	364
Missing, Orange	355
Molino, Escambia	350
Raiford, Union	349
Melbourne Beach, Brevard	348
Surfside, Dade	339
Branford, Suwannee	338
Myakka City, Manatee	335
Alva, Lee	335
Celebration, Osceola	328
Youngstown, Bay	325
Cape Canaveral, Brevard	325
Flagler Beach, Flagler	323
Apalachicola, Franklin	321
Tavernier, Monroe	321
Ocklawaha, Marion	318
Missing, Marion	318
Archer, Alachua	316

COVID-19: characteristics of 28,837 Florida resident cases

Data through Jan 17, 2021 verified as of Jan 18, 2021 at 09:25 AM

Data in this report are provisional and subject to change.

The table below includes the cities and counties of residence for cases in Florida residents based on the patient's ZIP Code. Note that city is not always received as part of the initial notification and may be missing while the case is being investigated.

City and county	Cases
Hastings, St. Johns	312
Haverhill, Palm Beach	310
De Leon Springs, Volusia	305
Indian Harbour Beach, Brevard	304
Bell, Gilchrist	301
Malone, Jackson	300
Mims, Brevard	296
Pierson, Volusia	296
Dundee, Polk	293
Bal Harbour, Dade	291
Osprey, Sarasota	290
Grand Ridge, Jackson	283
Missing, St. Johns	283
Eagle Lake, Polk	283
Lehigh, Lee	280
Lake Park, Palm Beach	274
Greenville, Madison	272
Holly Hill, Volusia	272
Jennings, Hamilton	269
Ave Maria, Collier	269
Webster, Sumter	266
Eastpoint, Franklin	261
Westville, Holmes	259
Tequesta, Palm Beach	258
Vernon, Washington	258
Winter Park, Seminole	257
Chuluota, Seminole	256
West Miami, Dade	256
Missing, Lee	255
Melrose, Putnam	250
Gotha, Orange	249
Grand Island, Lake	246
Satsuma, Putnam	246
Floral City, Citrus	245
Greenwood, Jackson	243
Montverde, Lake	243
Reddick, Marion	241
Elkton, St. Johns	237
Kenneth City, Pinellas	236
Indian Rocks Beach, Pinellas	235
O Brien, Suwannee	231
Bryceville, Nassau	231
Orlando, Osceola	230
Valparaiso, Okaloosa	230
Malabar, Brevard	222
Ponce De Leon, Holmes	219
San Antonio, Pasco	218
South Pasadena, Pinellas	218
Alafaya, Orange	213
Sebastian, Brevard	211
Belleair, Pinellas	208
Laurel Hill, Okaloosa	208
Edgewood, Orange	206
Gretna, Gadsden	205
Missing, Santa Rosa	205
Fort Mccoy, Marion	205
Lake Panasoffkee, Sumter	199
Anthony, Marion	198
White Springs, Hamilton	197

COVID-19: characteristics of 28,837 Florida resident cases

Data through Jan 17, 2021 verified as of Jan 18, 2021 at 09:25 AM

Data in this report are provisional and subject to change.

The table below includes the cities and counties of residence for cases in Florida residents based on the patient's ZIP Code. Note that city is not always received as part of the initial notification and may be missing while the case is being investigated.

City and county	Cases
Orlando, Seminole	192
Bay Harbor Islands, Dade	191
Wellborn, Suwannee	189
Hosford, Liberty	187
Morrison, Levy	186
Inlet Beach, Walton	185
Sanibel, Lee	184
Lee, Madison	182
Eglin Air Force Base, Okaloosa	181
Missing, Palm Beach	179
Kindred, Osceola	178
Geneva, Seminole	178
Saint James City, Lee	176
Mcdavid, Escambia	171
Southport, Bay	171
Fern Park, Seminole	165
Greenacres, Palm Beach	164
Weirsdale, Marion	160
Longboat Key, Manatee	159
Orlando, Dade	158
Hallandale Beach, Broward	158
Azalea Park, Orange	157
Mcalpin, Suwannee	156
Alford, Jackson	155
Juno Beach, Palm Beach	154
Howey-In-The-Hills, Lake	152
Lakewood Ranch, Manatee	151
Fountain, Bay	151
Zellwood, Orange	150
Apopka, Seminole	148
Holmes Beach, Manatee	148
Micanopy, Alachua	147
Astatula, Lake	144
Sopchoppy, Wakulla	143
Babson Park, Polk	142
Caryville, Washington	141
Islamorada, Monroe	141
Lauderdale By The Sea, Broward	140
Missing, Brevard	138
Summerland Key, Monroe	138
Clair-Mel City, Hillsborough	137
University Of Miami, Dade	136
Holt, Okaloosa	136
Altoona, Lake	135
Missing, Duval	135
Madeira Beach, Pinellas	134
Bokeelia, Lee	133
Orlando, Polk	133
Hiawassee, Orange	131
Lockhart, Orange	131
Pomona Park, Putnam	130
Poinciana, Polk	130
Center Hill, Sumter	130
The Villages, Lake	129
Bay Lake, Orange	126
Atlantis, Palm Beach	125
Mangonia Park, Palm Beach	125
Missing, Pinellas	123
Viera, Brevard	121

COVID-19: characteristics of 28,837 Florida resident cases

Data through Jan 17, 2021 verified as of Jan 18, 2021 at 09:25 AM

Data in this report are provisional and subject to change.

The table below includes the cities and counties of residence for cases in Florida residents based on the patient's ZIP Code. Note that city is not always received as part of the initial notification and may be missing while the case is being investigated.

City and county	Cases
Rocky Point, Hillsborough	121
Missing, St. Lucie	117
Matlacha, Lee	116
Carrollwood, Hillsborough	115
Lake Helen, Volusia	115
Orlando, Broward	115
Oak Hill, Volusia	114
Odessa, Pasco	112
Golden Beach, Dade	110
Hypoluxo, Palm Beach	108
Cutler Bay, Dade	108
Osteen, Volusia	107
Grant-Valkaria, Brevard	106
Steinhatchee, Taylor	105
Baldwin, Duval	104
Big Pine Key, Monroe	103
Hollister, Putnam	103
Placida, Charlotte	101
Orlando, Hillsborough	101
Clarksville, Calhoun	101
Ponce Inlet, Volusia	101
Cloud Lake, Palm Beach	100
San Mateo, Putnam	100
Orlando, Volusia	100
Inglis, Levy	99
Missing, Broward	98
South Fort Myers, Lee	97
Citrus Springs, Citrus	97
University Of Fl, Alachua	96
Kendall, Dade	95
Lady Lake, Sumter	94
Sumterville, Sumter	94
Panacea, Wakulla	93
Seville, Volusia	92
Hampton, Bradford	91
Lake Hamilton, Polk	90
Buena Ventura Lakes, Osceola	90
Missing, Pasco	89
Lutz, Pasco	88
Missing, Collier	88
Temple Terrace, Hillsborough	86
Florahome, Putnam	85
Harmony, Osceola	84
Waldo, Alachua	83
Dinsmore, Duval	83
Maitland, Seminole	83
Hurlburt Field, Okaloosa	83
Brooker, Bradford	82
Christmas, Orange	82
Belleair Beach, Pinellas	81
Lamont, Jefferson	81
Bascom, Jackson	81
Tierra Verde, Pinellas	80
Missing, Lake	77
Callaway, Bay	77
F M, Lee	76
Paisley, Lake	76
Canal Point, Palm Beach	76
Fruit Cove, St. Johns	75

COVID-19: characteristics of 28,837 Florida resident cases

Data through Jan 17, 2021 verified as of Jan 18, 2021 at 09:25 AM

Data in this report are provisional and subject to change.

The table below includes the cities and counties of residence for cases in Florida residents based on the patient's ZIP Code. Note that city is not always received as part of the initial notification and may be missing while the case is being investigated.

City and county	Cases
Astor, Lake	74
Palma Ceia, Hillsborough	72
Orlando, Palm Beach	72
Pinetta, Madison	72
Lighthouse Point, Broward	72
Orlando, Lake	71
Avon Park, Polk	71
Tyndall Air Force Base, Bay	70
Barefoot Bay, Brevard	70
University Of Central Florida, Orange	70
Missing, Hillsborough	67
Eatonville, Orange	66
University Of South Florida, Hillsborough	66
Bradenton Beach, Manatee	65
Missing, Citrus	64
Crystal Beach, Pinellas	64
Cedar Key, Levy	64
Missing, Escambia	64
Welaka, Putnam	64
Ochopee, Collier	64
Lorida, Highlands	63
Fort Denaud, Hendry	63
Stock Island, Monroe	62
Campbellton, Jackson	62
The Villages, Marion	62
Air Mail Facility, Dade	62
Kathleen, Polk	60
Ocean Ridge, Palm Beach	60
Greensboro, Gadsden	59
Patrick Air Force Base, Brevard	58
Boca Grande, Lee	58
Princeton, Dade	57
Bonita Beach, Lee	57
Barry University, Dade	57
North Venice, Sarasota	56
Saint Pete Beach, Pinellas	56
Dania Beach, Broward	55
Sunny Isles Beach, Dade	52
Missing, Martin	51
West Park, Broward	51
Georgetown, Putnam	50
Yalaha, Lake	50
Destin, Walton	50
University Of Central Fl, Orange	50
Felda, Hendry	47
North Redington Beach, Pinellas	47
Walnut Hill, Escambia	47
Palm Beach Shores, Palm Beach	46
Florida Gulf Coast Univ, Lee	46
Orlando, Brevard	44
Reunion, Osceola	44
Cudjoe Key, Monroe	44
Treasure Island, Pinellas	44
City Of Sunrise, Broward	44
Northdale, Hillsborough	44
Heathrow, Seminole	44
Missing, Monroe	43
Missing, Seminole	43
Lake Suzy, Desoto	43

COVID-19: characteristics of 28,837 Florida resident cases

Data through Jan 17, 2021 verified as of Jan 18, 2021 at 09:25 AM

Data in this report are provisional and subject to change.

The table below includes the cities and counties of residence for cases in Florida residents based on the patient's ZIP Code. Note that city is not always received as part of the initial notification and may be missing while the case is being investigated.

City and county	Cases
Anna Maria, Manatee	43
Bellview, Escambia	43
Micco, Brevard	43
Cinco Bayou, Okaloosa	42
Ona, Hardee	42
Aloma, Orange	41
Missing, Hernando	41
Sewalls Point, Martin	41
Mexico Beach, Bay	41
Singer Island, Palm Beach	41
Missing, Clay	41
Town N Country, Hillsborough	40
Missing, Indian River	40
University Of Tampa, Hillsborough	39
Miromar Lakes, Lee	39
Highland City, Polk	39
Salt Springs, Marion	38
Manalapan, Palm Beach	38
Miami Springs, Dade	38
Okahumpka, Lake	37
Terra Ceia, Manatee	37
Village Of Wellington, Palm Beach	37
Eaton Park, Polk	36
Duette, Manatee	36
Orlando, Pinellas	36
Waverly, Polk	36
Orlando, Leon	35
Saint Leo, Pasco	34
Gulf Breeze, Escambia	34
Ebro, Washington	34
Flemington, Marion	34
Miami, Unknown	33
Enterprise, Volusia	33
Missing, Nassau	33
Missing, Manatee	33
Naranja, Dade	33
Key Colony Beach, Monroe	32
Intercession City, Osceola	32
Highland Beach, Palm Beach	32
Missing, Okaloosa	32
Florence Villa, Polk	31
Palm Shores, Brevard	31
Village Wellington, Palm Beach	31
Kenansville, Osceola	31
Bayonet Point, Pasco	29
Bagdad, Santa Rosa	29
Bonita Springs, Collier	29
Hialeah Gardens, Dade	29
Tice, Lee	29
Green Acres, Palm Beach	28
Missing, Sumter	28
Lulu, Columbia	27
Dowling Park, Suwannee	27
Pensacola Beach, Santa Rosa	27
Bay Pines, Pinellas	27
Florida State, Leon	26
Caryville, Holmes	26
Jupiter, Martin	26
Univ Of FI Student Dorms, Alachua	26

COVID-19: characteristics of 28,837 Florida resident cases

Data through Jan 17, 2021 verified as of Jan 18, 2021 at 09:25 AM

Data in this report are provisional and subject to change.

The table below includes the cities and counties of residence for cases in Florida residents based on the patient's ZIP Code. Note that city is not always received as part of the initial notification and may be missing while the case is being investigated.

City and county	Cases
Lacoochee, Pasco	26
Poinciana, Osceola	25
South Palm Beach, Palm Beach	25
Pasadena, Pinellas	25
Hallandale Beach, Broward	25
Kinard, Calhoun	25
Penney Farms, Clay	25
Horseshoe Beach, Dixie	25
Miami Shores, Dade	25
South Miami Heights, Dade	25
Winter Garden, Lake	25
Labelle, Glades	24
Missing, Walton	24
Missing, Polk	24
North Bay Village, Dade	24
Florida International Univ, Dade	24
Santa Fe, Alachua	24
Nocatee, Desoto	24
Orlando, Pasco	24
Homosassa Springs, Citrus	23
Earleton, Alachua	23
Orlando, Duval	23
Florida A And M University, Leon	23
Tangerine, Orange	23
Chokoloskee, Collier	23
Florida Dept Of Corrections, Union	22
Siesta Key, Sarasota	22
Tioga, Alachua	22
Mcintosh, Marion	22
Goulds, Dade	22
Eloise, Polk	22
Westchase, Hillsborough	21
Bradley, Polk	21
Lealman, Pinellas	21
Sparr, Marion	20
Sydney, Hillsborough	20
City Of Westlake, Palm Beach	20
Palmdale, Glades	20
Cortez, Manatee	20
La Crosse, Alachua	20
Orlando, Marion	20
Balm, Hillsborough	20
Fort Lauderdale, Dade	20
Venus, Highlands	20
Bonaventure, Broward	20
Indian Lake Estates, Polk	20
Stetson University, Volusia	20
Sun City, Hillsborough	19
New Smyrna, Volusia	19
Ponte Vedra, Duval	19
Bonifay, Washington	19
Bostwick, Putnam	19
Long Key, Monroe	19
Homeland, Polk	19
University Of Central Florida, Broward	18
Wausau, Washington	18
Yankeetown, Levy	18
Little Torch Key, Monroe	18
Hawthorne, Putnam	18

COVID-19: characteristics of 28,837 Florida resident cases

Data through Jan 17, 2021 verified as of Jan 18, 2021 at 09:25 AM

Data in this report are provisional and subject to change.

The table below includes the cities and counties of residence for cases in Florida residents based on the patient's ZIP Code. Note that city is not always received as part of the initial notification and may be missing while the case is being investigated.

City and county	Cases
Perdido Key, Escambia	18
Babcock Ranch, Lee	18
Sugarloaf Key, Monroe	18
Missing, Flagler	18
Branford, Lafayette	18
Lakeshore, Polk	18
Orange Lake, Marion	18
Missing, Osceola	17
Saint Marks, Wakulla	17
Wabasso, Indian River	17
Apopka, Lake	17
Mexico Beach, Gulf	17
Lowell, Marion	17
Orlando, Alachua	17
Ridge Manor, Pasco	17
Candler, Marion	17
Paxton, Walton	17
Alturas, Polk	17
Bayshore Gardens, Manatee	17
Crystal Springs, Pasco	17
Everglades City, Collier	16
Champions Gate, Polk	16
Graceville, Holmes	16
Mango, Hillsborough	16
Parker, Bay	16
West Panama City Beach, Bay	16
Laud-By-The-Sea, Broward	16
Missing, Jackson	15
Pine Hills, Orange	15
Maitland, Volusia	15
Loughman, Polk	15
Indian River Shores, Indian River	15
Florida International University, Dade	15
Pine Castle, Orange	15
White Springs, Columbia	14
Nalcrest, Polk	14
Gulf Hammock, Levy	14
University Of Central Fl, Hillsborough	14
Goodland, Collier	14
Mount Dora, Orange	14
Village Of Palmetto Bay, Dade	14
Gulf Stream, Palm Beach	14
Miami, Broward	14
Orlando, Manatee	14
Ocoee, Lake	14
Missing, Taylor	14
Murdock, Charlotte	14
Plymouth, Orange	14
Winter Park, Polk	14
Pembroke Park, Broward	14
Jensen Beach, St. Lucie	14
Orlando, Flagler	13
Westlake, Palm Beach	13
Woodville, Leon	13
Maitland, Polk	13
Lake City, Suwannee	13
Fort Ogden, Desoto	13
Tallevast, Manatee	13
Orlando, Lee	13

COVID-19: characteristics of 28,837 Florida resident cases

Data through Jan 17, 2021 verified as of Jan 18, 2021 at 09:25 AM

Data in this report are provisional and subject to change.

The table below includes the cities and counties of residence for cases in Florida residents based on the patient's ZIP Code. Note that city is not always received as part of the initial notification and may be missing while the case is being investigated.

City and county	Cases
Hernando Beach, Hernando	13
Maxville, Duval	13
High Springs, Gilchrist	12
Pensacola Beach, Escambia	12
Maitland, Osceola	12
Missing, Bay	12
Forest City, Orange	12
Davenport, Osceola	12
Wewahitchka, Calhoun	12
Fort Charlotte, Charlotte	12
Daytona Beach Shores, Volusia	12
Citrus Ridge, Indian River	12
Golden Oak, Orange	12
Buckingham, Lee	12
Zellwood, Lake	12
Archer, Levy	11
Brooksville, Pasco	11
Hollywood, Dade	11
Jacksonville, Unknown	11
Watersound, Walton	11
Redington Shores, Pinellas	11
Long Boat Key, Manatee	11
Unknown, Dade	11
Saint George Island, Franklin	11
Holder, Citrus	11
Graham, Bradford	11
Union Park, Orange	11
Saint Johns, Duval	11
Shady Hills, Pasco	11
Gonzalez, Escambia	11
Steinhatchee, Dixie	10
Rosemary Beach, Walton	10
Nichols, Polk	10
Missing, Putnam	10
Passport, Unknown	10
Greenville, Taylor	10
Apopka, Volusia	10
Leisure City, Dade	10
Laurel Hill, Walton	10
Durant, Hillsborough	10
Wahneta, Polk	10
Telogia, Liberty	10
Missing, Columbia	10
Trilby, Pasco	10
Johns Pass Village, Pinellas	10
Lake Buena Vista, Orange	10
Trenton, Levy	10
Ramrod Key, Monroe	10
Saint Lucie West, St. Lucie	9
University Park, Manatee	9
Choctaw Beach, Okaloosa	9
Belleair Bluffs, Pinellas	9
Lake Como, Putnam	9
Beverly Beach, Flagler	9
Orlando, Okaloosa	9
Deer Island, Lake	9
Cottondale, Washington	9
Missing, Sarasota	9
Otter Creek, Levy	9

COVID-19: characteristics of 28,837 Florida resident cases

Data through Jan 17, 2021 verified as of Jan 18, 2021 at 09:25 AM

Data in this report are provisional and subject to change.

The table below includes the cities and counties of residence for cases in Florida residents based on the patient's ZIP Code. Note that city is not always received as part of the initial notification and may be missing while the case is being investigated.

City and county	Cases
Palma Sola, Manatee	9
Orlando, Escambia	9
Perrine, Dade	9
Roseland, Indian River	9
Dade City, Hernando	9
Fanning Springs, Gilchrist	9
Hillsboro Beach, Broward	9
Mount Plymouth, Lake	9
Suwannee, Dixie	9
Hutchinson Island, St. Lucie	9
Lamont, Madison	9
Rubonia, Manatee	9
Indian Creek Village, Dade	9
Kingsley Lake, Bradford	8
Missing, Holmes	8
Lloyd, Jefferson	8
Florida State Univ Admin, Leon	8
Forest City, Seminole	8
Ozona, Pinellas	8
Orlando, St. Lucie	8
Salem, Taylor	8
Missing, Suwannee	8
Braden River, Manatee	8
Webster, Hernando	8
West Delray Beach, Palm Beach	8
Hialeah, Unknown	8
Jerome, Collier	8
Maitland, Hillsborough	8
Kissimmee, Orange	8
Lake Monroe, Seminole	8
Ferndale, Lake	8
Eau Gallie, Brevard	7
Captiva, Lee	7
Cross Creek, Alachua	7
Seybold, Dade	7
Niceville, Walton	7
Orlando, Sarasota	7
Switzerland, St. Johns	7
Pine Ridge, Citrus	7
Innovation, Pasco	7
Ponce De Leon, Walton	7
Redington Beach, Pinellas	7
Maitland, Lake	7
Sea Ranch Lakes, Broward	7
University Of Central Fl, Martin	7
Port Saint John, Brevard	7
Grant Valkaria, Brevard	7
Briny Breezes, Palm Beach	7
Basinger, Okeechobee	7
Evinston, Alachua	7
Virginia Gardens, Dade	7
Cypress, Jackson	7
Los Angeles, Dade	7
Copeland, Collier	6
Orchid, Indian River	6
Morrison, Marion	6
Duck Key, Monroe	6
Umatilla, Marion	6
Seacrest, Walton	6

COVID-19: characteristics of 28,837 Florida resident cases

Data through Jan 17, 2021 verified as of Jan 18, 2021 at 09:25 AM

Data in this report are provisional and subject to change.

The table below includes the cities and counties of residence for cases in Florida residents based on the patient's ZIP Code. Note that city is not always received as part of the initial notification and may be missing while the case is being investigated.

City and county	Cases
Orange Springs, Marion	6
Orlando, St. Johns	6
Fernandina, Nassau	6
Missing, Unknown	6
Citrus Hills, Citrus	6
Lake Butler, Bradford	6
Mayport Naval Station, Duval	6
Wildlight, Nassau	6
Missing, Highlands	6
Goldenrod, Seminole	6
Winderemere, Orange	6
East Lake, Marion	6
Gibsonia, Polk	6
Grandin, Putnam	6
Aripeka, Pasco	6
Palm City, St. Lucie	6
Ocoee, Osceola	6
Quail Heights, Dade	6
River Ranch, Polk	6
Putnam Hall, Putnam	5
Stuart, St. Lucie	5
Pass, Unknown	5
Valkaria, Brevard	5
Winter Park, Broward	5
Fairfield, Marion	5
Indian Shores, Pinellas	5
Orlando, Charlotte	5
White City, Gulf	5
Worthington Springs, Union	5
Winter Garden, Seminole	5
Ebro, Bay	5
Eglin, Okaloosa	5
Barberville, Volusia	5
Grove City, Charlotte	5
Westchester, Dade	5
Apopka, Broward	5
Scottsmeer, Brevard	5
Missing, Alachua	5
Anastasia Island, St. Johns	5
Eatonville, Polk	5
Winter Garden, Osceola	5
Elfers, Pasco	5
Orlando, Hernando	5
Orlando, Collier	5
Okeechobee, Martin	5
N/A, Unknown	5
Windermere, Alachua	5
Psl, Unknown	5
Naples, Lee	5
Lakewood Ranch, Sarasota	5
Longboat Key, Sarasota	5
Ybor City, Hillsborough	5
Haines Creek, Lake	5
Micosukee, Leon	5
Keystone Heights, Bradford	5
Clarcona, Orange	4
Pensacola, Unknown	4
Jacksonville Naval Air Station, Duval	4
Newberry, Gilchrist	4

COVID-19: characteristics of 28,837 Florida resident cases

Data through Jan 17, 2021 verified as of Jan 18, 2021 at 09:25 AM

Data in this report are provisional and subject to change.

The table below includes the cities and counties of residence for cases in Florida residents based on the patient's ZIP Code. Note that city is not always received as part of the initial notification and may be missing while the case is being investigated.

City and county	Cases
Okeechobee, Osceola	4
Miami Gardens, Unknown	4
Miramar, Dade	4
Missing, Calhoun	4
Fort Lauderdale, Palm Beach	4
Clewiston, Palm Beach	4
Babcock Ranch, Charlotte	4
Branford, Gilchrist	4
San Carlos Park, Lee	4
Wakulla Springs, Wakulla	4
Orlando, Citrus	4
Oneco, Manatee	4
Day, Lafayette	4
Alafaya, Broward	4
International Service Center, Dade	4
Williston, Marion	4
Saint Augustine, Duval	4
El Jobean, Charlotte	4
Hinsdale, Manatee	4
Bella Collina, Lake	4
Orange Park, Duval	4
Nobleton, Hernando	4
Glen Ridge, Palm Beach	4
Orlando, Highlands	4
Missing, Hendry	4
Port Salerno, Martin	4
Ocean Breeze, Martin	4
Orlando, Bay	4
Hialeah, Broward	4
Melrose, Bradford	4
Alys Beach, Bay	4
Sunny Hills, Washington	4
Shady Grove, Taylor	4
Tampa, Pinellas	4
Orlando, Santa Rosa	4
Milton, Escambia	4
Holt, Santa Rosa	4
Inlet Beach, Bay	4
Maitland, Leon	4
Missing, Leon	4
Mayport, Duval	4
Live Oak, Madison	4
Loxahatchee Groves, Palm Beach	4
Deerfield Beach, Palm Beach	4
Windermere, Leon	4
University Of Central Florida, Brevard	4
West Bradenton, Manatee	4
Port Charlotte, Unknown	4
Okeechobee, Glades	4
Orlando, Columbia	4
Punta Gorda, Lee	4
Saint Augustine Beach, St. Johns	4
Saint Augusaintine Beach, St. Johns	3
Orlando, Indian River	3
Orlando, Martin	3
Port Saint Lucie, Martin	3
Orlando, Unknown	3
Village Of Golf, Palm Beach	3
Windermere, Seminole	3

COVID-19: characteristics of 28,837 Florida resident cases

Data through Jan 17, 2021 verified as of Jan 18, 2021 at 09:25 AM

Data in this report are provisional and subject to change.

The table below includes the cities and counties of residence for cases in Florida residents based on the patient's ZIP Code. Note that city is not always received as part of the initial notification and may be missing while the case is being investigated.

City and county	Cases
Hallandale Beach, Unknown	3
Blountstown, Liberty	3
Lakeland, Hillsborough	3
Lake Geneva, Clay	3
Miami, Palm Beach	3
Lynbrook, Broward	3
Miami Gardens, Broward	3
Ludlam, Dade	3
Laurel, Sarasota	3
Jacksonville, Clay	3
Apopka, Dade	3
Orlando, Union	3
Tampa Palms, Hillsborough	3
Winter Park, Alachua	3
Winter Park, Leon	3
Winter Park, Osceola	3
Margate, Unknown	3
Mid Florida, Seminole	3
Los Angeles, Broward	3
Maitland, Pasco	3
Highland Park, Polk	3
Winter Garden, Polk	3
Lanark Village, Franklin	3
Labelle, Lee	3
Ocoee, Broward	3
Orem, Palm Beach	3
Apopka, Osceola	3
Brewton, Escambia	3
Cassadaga, Volusia	3
Pp, Dade	3
Pp, Unknown	3
Woodside, Broward	3
University Of Central Florida, Palm Beach	3
Winter Park, Lake	3
Ocean Reef Club, Monroe	3
Missing, Washington	3
Mims, Volusia	3
Jonesville, Alachua	3
Julington Creek, St. Johns	3
Apopka, Hillsborough	3
East Rockland Key, Monroe	3
Point Washington, Walton	3
University Of Central Fl, Seminole	3
Vero Beach, St. Lucie	3
Sandestin, Walton	3
Seacrest, Bay	3
Hollywood, Unknown	3
Indian Rock Beach, Pinellas	3
Inglis, Citrus	3
Fernandina Beach, Duval	3
Mayport Naval Housing, Duval	3
Cape San Blas, Gulf	3
Bowling Green, Polk	3
Crestview, Walton	3
Cypress Gardens, Polk	3
Fpo, Duval	3
Monticello, Madison	3
Samoset, Manatee	3
San Fernando, Unknown	3

COVID-19: characteristics of 28,837 Florida resident cases

Data through Jan 17, 2021 verified as of Jan 18, 2021 at 09:25 AM

Data in this report are provisional and subject to change.

The table below includes the cities and counties of residence for cases in Florida residents based on the patient's ZIP Code. Note that city is not always received as part of the initial notification and may be missing while the case is being investigated.

City and county	Cases
Pompano Beach, Palm Beach	3
Vernon, Bay	3
Windermere, Palm Beach	3
Winter Park, Brevard	3
Sorrento, Orange	3
Bristol, Calhoun	3
Bayou George, Bay	3
Conch Key, Monroe	3
Coraopolis, Citrus	3
Chicago, Lee	3
Jacksonville, Alachua	3
Orlando, Jackson	3
North Fort Myers, Charlotte	3
Kissimmee, Unknown	3
Orlando, Nassau	3
Sugarloaf, Monroe	3
Winter Garden, Leon	3
Westville, Walton	3
Glenwood, Volusia	3
Ft Pierce, St. Lucie	3
Milligan, Okaloosa	3
Lamont, Taylor	3
Land O Lakes, Hillsborough	2
Missing, Okeechobee	2
Lakeland, Unknown	2
Fort Lauderdale, Alachua	2
Cross City, Taylor	2
Carl Fisher, Dade	2
Boca Raton, Broward	2
Saint Marys, Nassau	2
Windermere, Lake	2
Winter Park, Highlands	2
Wacissa, Jefferson	2
Ocoee, Leon	2
Orlo Vista, Orange	2
Port Saint Lucie, Palm Beach	2
Jacksonville Naval Hospital, Duval	2
Longview, Dade	2
Jacksonville, Nassau	2
Hosford, Calhoun	2
Noma, Holmes	2
Melrose, Clay	2
Mesa, Unknown	2
Cape Haze, Charlotte	2
000000, Unknown	2
Boynton Beach, Broward	2
Sebring, Desoto	2
Ormond Beach, Flagler	2
Panama City, Unknown	2
Pompano Beach, Unknown	2
Tampa, Hernando	2
Summerfield, Unknown	2
University Of Central Florida, Lee	2
Vero Beach, Unknown	2
Wauchula, Desoto	2
Yeehaw, Okeechobee	2
Winter Park, Dade	2
Weirsdale, Lake	2
Seguin, Unknown	2

COVID-19: characteristics of 28,837 Florida resident cases

Data through Jan 17, 2021 verified as of Jan 18, 2021 at 09:25 AM

Data in this report are provisional and subject to change.

The table below includes the cities and counties of residence for cases in Florida residents based on the patient's ZIP Code. Note that city is not always received as part of the initial notification and may be missing while the case is being investigated.

City and county	Cases
Sunrise, Unknown	2
Tampa, Broward	2
Plantation Key, Monroe	2
Port Canaveral, Brevard	2
Oakland Park, Unknown	2
Dade City, Unknown	2
Cross Key, Monroe	2
Cibolo, Orange	2
Crescent Beach, Sarasota	2
Claysville, Hernando	2
Marysville, Dade	2
Green Cove Springs, Duval	2
Island Grove, Alachua	2
Union, Manatee	2
University Of Central Fl, Broward	2
Venice, Dade	2
Port St. Lucie, St. Lucie	2
Sand Lake, Orange	2
Windermere, Hillsborough	2
Winter Park, Collier	2
Winter Park, Duval	2
Winter Park, Hillsborough	2
High Springs, Columbia	2
Alford, Washington	2
Altamonte Springs, Orange	2
Alys Beach, Walton	2
Apopka, Duval	2
Jupiter Island, Martin	2
Jena, Taylor	2
Labelle, Collier	2
Lauderhill, Unknown	2
Long Beach, Orange	2
Longwood, Unknown	2
Miramar, Unknown	2
Maitland, Palm Beach	2
Miami Beach, Unknown	2
Miami, Martin	2
New Port Richey, Hillsborough	2
Okeechobee, Highlands	2
University Of Central Florida, Pinellas	2
Windermere, Polk	2
Wimauma, Manatee	2
University Of Central Fl, Dade	2
University Of Central Fl, Osceola	2
Sumatra, Liberty	2
Provo, Broward	2
Portland, Unknown	2
Orlando, Sumter	2
Fort Walton Beach, Walton	2
Hialeah Lakes, Dade	2
Dunnellon, Levy	2
Orlando, Holmes	2
Moore Haven, Hendry	2
Naples, Broward	2
Lake Harbor, Palm Beach	2
Winter Garden, Hillsborough	2
Pass, Dade	2
Tangerine, Lake	2
Jacksonville, Dade	2

COVID-19: characteristics of 28,837 Florida resident cases

Data through Jan 17, 2021 verified as of Jan 18, 2021 at 09:25 AM

Data in this report are provisional and subject to change.

The table below includes the cities and counties of residence for cases in Florida residents based on the patient's ZIP Code. Note that city is not always received as part of the initial notification and may be missing while the case is being investigated.

City and county	Cases
Lake Worth, Broward	2
Madison, Unknown	2
Lockhart, Seminole	2
Amelia City, Nassau	2
Alligator Point, Wakulla	2
Bruce, Holmes	2
Florida Power & Light Co, Dade	2
West Palm Beach, Dade	2
Tarpon Springs, Pasco	2
Oklawaha, Marion	2
Olustee, Baker	2
Ocoee, Duval	2
Apopka, Flagler	2
Apopka, Marion	2
Apopka, Sarasota	2
Bonifay, Jackson	2
Clermont, Polk	2
Doctors Inlet, Clay	2
Deland, Lake	2
Fort Pierce, Martin	2
Greenville, Jefferson	2
Lecanto, Marion	2
Lutz, Pinellas	2
Miami, Orange	2
Mount Pleasant, Gadsden	2
Immokalee, Lee	2
Lawtey, Union	2
Los Angeles, Okaloosa	2
Alligator Point, Franklin	2
Coconut Creek, Unknown	2
Fort Myers, Unknown	2
Eatonville, Lake	2
Crawfordville, Leon	2
Fort Lauderdale, Unknown	2
Winter Garden, Broward	2
Winter Garden, Dade	2
Windermere, Osceola	2
Upper Key Largo, Monroe	2
Winter Park, St. Johns	2
None, Dade	2
Saint Petersburg, Hillsborough	2
Seven Springs, Pasco	2
Spring Hill , Hernando	1
Starke, Clay	1
Stone Mountain, Palm Beach	1
Sun City Center, Hardee	1
Tallahassee, Duval	1
Tampa, Palm Beach	1
Tiffin, Highlands	1
Saint Petersburg, St. Lucie	1
Saxis, Lee	1
Sebring, Lee	1
Saint Johns, Unknown	1
Rye, Duval	1
Rex, Duval	1
Oooooo, Unknown	1
North Pole, Seminole	1
North Port, Lee	1
Orem, Broward	1

COVID-19: characteristics of 28,837 Florida resident cases

Data through Jan 17, 2021 verified as of Jan 18, 2021 at 09:25 AM

Data in this report are provisional and subject to change.

The table below includes the cities and counties of residence for cases in Florida residents based on the patient's ZIP Code. Note that city is not always received as part of the initial notification and may be missing while the case is being investigated.

City and county	Cases
Orlando, Washington	1
Pacifica, Dade	1
Palm Coast, Polk	1
Palm Coast, Volusia	1
Parker, Dade	1
Port Everglades, Broward	1
Peoria, Unknown	1
Plantation, Orange	1
Zolfo Springs, Polk	1
Tulsa, Orange	1
University Of Central Fl, Clay	1
West Palm Beach, Broward	1
West Villages, Sarasota	1
Westbrook, Dade	1
Wichita, Volusia	1
Wildwood, Marion	1
Winder Garden, Orange	1
Windermere, Broward	1
Windermere, Pasco	1
Vernon, Unknown	1
Washington, Unknown	1
Wekiva Springs, Seminole	1
Winter Garden, Pinellas	1
Winter Park, Calhoun	1
Winter Park, Indian River	1
Winter Park, Lee	1
Eatonville, Osceola	1
Edgewood, Osceola	1
Deland, St. Lucie	1
Deltona, Orange	1
Fort Myers-, Lee	1
Fort Pierce, Unknown	1
Gotha, Palm Beach	1
Granada Hills, Broward	1
Hailandale, Unknown	1
Harrison, Pinellas	1
Hialeah, Bay	1
Homeless, Polk	1
Conway, Leon	1
Clermont, Osceola	1
Clewiston, Glades	1
Cypress, Leon	1
Davenport, Orange	1
Cartersville, Unknown	1
Anaheim, Unknown	1
Alafaya, Palm Beach	1
Athens, Duval	1
Bogota, Orange	1
Bradington, Manatee	1
Bronx, Palm Beach	1
Blountstown, Jackson	1
Belle Isle, Dade	1
Louisville, Manatee	1
Los Angeles Ca, Unknown	1
Lewisburg, Pasco	1
Littleton, Dade	1
Homosassa, Hernando	1
Jerusalem, St. Johns	1
Lake City, Hamilton	1

COVID-19: characteristics of 28,837 Florida resident cases

Data through Jan 17, 2021 verified as of Jan 18, 2021 at 09:25 AM

Data in this report are provisional and subject to change.

The table below includes the cities and counties of residence for cases in Florida residents based on the patient's ZIP Code. Note that city is not always received as part of the initial notification and may be missing while the case is being investigated.

City and county	Cases
La Grange, Dade	1
Navarre, Okaloosa	1
New Orleans, Palm Beach	1
Newark, Broward	1
Newburgh, Bay	1
Missing, Hardee	1
Marshall, Dade	1
Middlesburg, Duval	1
Maitland, Dade	1
Miami Lakes, Unknown	1
Miami, Hillsborough	1
Lemoyne, Manatee	1
Lawrence Township, Palm Beach	1
Lander, Citrus	1
Las Vegas, Orange	1
Magnolia Square, Osceola	1
Maitland, Alachua	1
Melrose, Alachua	1
Miamf, Dade	1
Miami G, Dade	1
Miami, Collier	1
Marianna, Calhoun	1
Marshall, Palm Beach	1
New Richmond, Volusia	1
Jamaica, Broward	1
Kingsland, Duval	1
Kissimmee, Brevard	1
Lake Placid, Alachua	1
Gotha, Leon	1
Gilmer, Dade	1
Haverford, Hillsborough	1
Herrin, Orange	1
Deland, Polk	1
Dallas, Lee	1
De Leon Springs, Putnam	1
Esterro, Collier	1
Fanning Springs, Levy	1
Columbus, Brevard	1
Cookeville, Seminole	1
Crestview, Holmes	1
Cumberland, Palm Beach	1
Dade City, Hillsborough	1
Charlotte, Pasco	1
Clear Brook, Lee	1
Clermont, Orange	1
Boca Raton, Unknown	1
Bohealia, Lee	1
Blowing Rock, Polk	1
Carol Stream, Orange	1
Bryant, Alachua	1
Apopka, St. Lucie	1
Belle Isle, Polk	1
Apopka, Manatee	1
99, Unknown	1
Alanson, Bay	1
Aollywoss, Dade	1
Ocoee, Lee	1
Ocoee, Volusia	1
Okeechobee, St. Lucie	1

COVID-19: characteristics of 28,837 Florida resident cases

Data through Jan 17, 2021 verified as of Jan 18, 2021 at 09:25 AM

Data in this report are provisional and subject to change.

The table below includes the cities and counties of residence for cases in Florida residents based on the patient's ZIP Code. Note that city is not always received as part of the initial notification and may be missing while the case is being investigated.

City and county	Cases
Opalocka, Dade	1
Orlando, Hendry	1
Orlando, Levy	1
Oakland, Lake	1
Oakland, Leon	1
Palm Springs North, Dade	1
Palm Coast, Duval	1
Pineland, Lee	1
Perry, Leon	1
Provincetown, Collier	1
Virginia Beach, Hernando	1
Waco, Broward	1
University Of Central Florida, Monroe	1
Toms River, Dade	1
Tangerine, Seminole	1
Tewksbury, Orange	1
Shannon, Collier	1
Soldotna, Broward	1
Saint Cloud, Lee	1
Saint Johns, Orange	1
San Antonio, Sarasota	1
San Antonio, Unknown	1
Sanford, Volusia	1
Steinhatchee, Madison	1
South Burlington, Orange	1
Wesley Chapel, Alachua	1
Wood River, Polk	1
Worcester, Palm Beach	1
Weston, Dade	1
Wheaton, Lee	1
Fort Denaud, Glades	1
Fortlauderdale, Unknown	1
Ft Pierce, Unknown	1
Garland, Orange	1
El Paso, Unknown	1
Everett, Dade	1
Fl State Lot, Leon	1
Eatonville, Seminole	1
Destin, Unknown	1
Diamond, Highlands	1
Colorado Springs, Unknown	1
Conifer, Lee	1
Coco River, Collier	1
Bryn Mawr, Palm Beach	1
Camden Wyoming, Duval	1
Bear Grass, Palm Beach	1
Chipley, Holmes	1
Chipley, Jackson	1
Chattanooga, Dade	1
Altamonte, Orange	1
Alva, Collier	1
333, Unknown	1
Allentown, Putnam	1
Amelia Village, Nassau	1
Apple Creek, Citrus	1
Barefoot Beach, Lee	1
Azalea Park, Osceola	1
Aventura, Osceola	1
Loganville, Orange	1

COVID-19: characteristics of 28,837 Florida resident cases

Data through Jan 17, 2021 verified as of Jan 18, 2021 at 09:25 AM

Data in this report are provisional and subject to change.

The table below includes the cities and counties of residence for cases in Florida residents based on the patient's ZIP Code. Note that city is not always received as part of the initial notification and may be missing while the case is being investigated.

City and county	Cases
Lehigh Cares, Lee	1
Live Oak, Columbia	1
Lauderdale Hill, Unknown	1
Longwood, Orange	1
Middleburg, Duval	1
Midland, Osceola	1
Miami Garden, Unknown	1
N/A, Duval	1
Naples, Alachua	1
Miami, Monroe	1
Miamii, Dade	1
Miamt, Dade	1
Lake Mary, Lake	1
Knoxville, Escambia	1
Jeffersonville, Broward	1
Hickory, Lee	1
Homeless, Dade	1
Hallandate Ben, Unknown	1
Tampa, Manatee	1
Steinhatchee, Alachua	1
University Of Central Fl, Pasco	1
Union City, Bradford	1
Porter Ranch, Dade	1
Raiford, Bradford	1
Republic, Monroe	1
Ridgewood, Broward	1
Riverview, Manatee	1
Roseland, Palm Beach	1
Saint Teresa, Wakulla	1
San Diego, Unknown	1
Pompano Beach, Alachua	1
Russellville, Hillsborough	1
Saint Augustine, Okaloosa	1
Palm City, Unknown	1
Oviedo, Leon	1
Ponte Vedra Beach, Orange	1
Port Saint Lucie, Broward	1
Port Saint Lucie, Indian River	1
Pine Hills, Broward	1
Old Town, Gilchrist	1
Ocoee, Hillsborough	1
Opa Locka, Polk	1
Orem, Sarasota	1
Orem, Unknown	1
Ocala, Unknown	1
Woodland Hills, Brevard	1
Westerville, Hillsborough	1
University Of Central Florida, Hillsborough	1
Vero Beach, Brevard	1
Village Of Palm Springs, Palm Beach	1
Webster, Pasco	1
Windermere, Dade	1
Winston Salem, Unknown	1
Wilbur By The Sea, Volusia	1
Willowbrook, Lee	1
Knoxville, Duval	1
Lakewood, Unknown	1
Los Angeles, Polk	1
Middleburg, Unknown	1

COVID-19: characteristics of 28,837 Florida resident cases

Data through Jan 17, 2021 verified as of Jan 18, 2021 at 09:25 AM

Data in this report are provisional and subject to change.

The table below includes the cities and counties of residence for cases in Florida residents based on the patient's ZIP Code. Note that city is not always received as part of the initial notification and may be missing while the case is being investigated.

City and county	Cases
Minneapolis, Broward	1
Missing, Charlotte	1
Maitland, Unknown	1
Melbourne, Orange	1
Miami Beach, Palm Beach	1
Miami Granders, Dade	1
Naugatuck, Lee	1
Myakka, Duval	1
North Little Rock, Palm Beach	1
New Vernon, Sarasota	1
New York, Broward	1
Oakland, Broward	1
Oakland, Manatee	1
Ocoee, Polk	1
Opa Locka, Unknown	1
Orlando, Orange	1
Duke Field Air Force Station, Okaloosa	1
Flora, Lee	1
Export, Palm Beach	1
Fdsf, Unknown	1
Fruitland Park, Sumter	1
Fwb, Unknown	1
Gainesville, Marion	1
Gastonia, Polk	1
Geneva, Orange	1
Hialeah, Orange	1
Hilliard, Dade	1
Hollywood, Leon	1
Holt, Unknown	1
Humble, Broward	1
Havanna, Gadsden	1
Jan Phyl Village, Polk	1
Green, Clay	1
Greensburg, Orange	1
Greenville, Monroe	1
Gulf Shores, Escambia	1
Bryn Mawr, Collier	1
Apalachicola, Leon	1
Apopka, Palm Beach	1
Aspen, Palm Beach	1
Atlanta, Broward	1
Aurburndale, Polk	1
Aventura, Unknown	1
Azalea Park, Sarasota	1
Bartow, Unknown	1
Boca Roton, Unknown	1
Deltona , Volusia	1
Clermont, Unknown	1
Columbia, Orange	1
Coral Gables, Unknown	1
Coral Springs, Unknown	1
Cornelius, Leon	1
Crestview, Dade	1
Dade City, Polk	1
Dania, Unknown	1
Darien, Pasco	1
Pensacola, Santa Rosa	1
Plant City, Hendry	1
Plant City, Pinellas	1

COVID-19: characteristics of 28,837 Florida resident cases

Data through Jan 17, 2021 verified as of Jan 18, 2021 at 09:25 AM

Data in this report are provisional and subject to change.

The table below includes the cities and counties of residence for cases in Florida residents based on the patient's ZIP Code. Note that city is not always received as part of the initial notification and may be missing while the case is being investigated.

City and county	Cases
Plantation, Unknown	1
Ponce, Orange	1
Port Charlotte Fl, Unknown	1
South Otselic, Dade	1
Saint Petersburg, Dade	1
San Juan, Osceola	1
San Pedro Sula, Dade	1
Sandy, Duval	1
Richmond Heights, Dade	1
Rochester, Lee	1
Rosemary Beach, Bay	1
Sumter Ville, Unknown	1
Springhill, Unknown	1
Tampa, Jackson	1
University Of Central Fl, St. Johns	1
University Of Central Florida, Dade	1
Tinley Park, Lee	1
Telluride, Lee	1
Windermere, Lee	1
Winter Garden, Brevard	1
Winter Garden, Sumter	1
Wayne, Dade	1
West Simsbury, Collier	1
North Port, Charlotte	1
Newaygo, Charlotte	1
Na, Dade	1
Naples, Leon	1
Naples, Unknown	1
Milford, Bay	1
Mattoon, Lee	1
Missing, Desoto	1
Los Angeles, Orange	1
Marathon Shores, Monroe	1
Marianna, Leon	1
Marianna, Washington	1
Mary Esther, Hillsborough	1
Littleton, St. Johns	1
Lecanto, Palm Beach	1
Lake Worth, Unknown	1
Lake Como, Nassau	1
Lake In The Hills, Broward	1
Indianapolis, Lee	1
Jupiter, Pinellas	1
Kansas City, Palm Beach	1
Brownsville, Escambia	1
Belle Isle, Seminole	1
Boys Ranch, Suwannee	1
Coal City, Pasco	1
Commerce Township, Manatee	1
Crawfordville, Alachua	1
Celebration, Orange	1
Chicago, Broward	1
Addison, Pasco	1
Alafaya, Dade	1
Apo, Collier	1
Apopka, Alachua	1
Apopka, Citrus	1
Arabi, Orange	1
At Large, Broward	1

COVID-19: characteristics of 28,837 Florida resident cases

Data through Jan 17, 2021 verified as of Jan 18, 2021 at 09:25 AM

Data in this report are provisional and subject to change.

The table below includes the cities and counties of residence for cases in Florida residents based on the patient's ZIP Code. Note that city is not always received as part of the initial notification and may be missing while the case is being investigated.

City and county	Cases
Austin, Dade	1
Azalea Park, Broward	1
Big Torch Key, Monroe	1
Black, Holmes	1
Boca Raton, Lee	1
Bonifay, Unknown	1
Bonnie, St. Johns	1
Gwynn Oak, Polk	1
Fort Lauderdale, Lee	1
Fort Pierce, Brevard	1
Crescent City, Marion	1
Crestview, Unknown	1
Delray Beach, Broward	1
Fort Worth, Broward	1
Franklin, Orange	1
Gainesville, Santa Rosa	1
Winter Park, Manatee	1
Winter Park, Palm Beach	1
Winter Park, Volusia	1
Winter Springs, Orange	1
Youngstown, Washington	1
Zellwood, Brevard	1
Zellwood, Osceola	1
Winnetka, Dade	1
Weston, Unknown	1
Wildwood, Lee	1
West Palm Beach, Unknown	1
Saint Petersburg, Duval	1
Roswell, Bay	1
Ruskin, Dade	1
Ruskin, Manatee	1
Port Saint Lucie, Marion	1
Port St Luce, Unknown	1
Pompano Beach, Dade	1
Pompano Beach, Osceola	1
Port Charlotte, Lee	1
Pine Hills, Polk	1
Pembroke Pines, Unknown	1
Pensacola Naval Hospital, Escambia	1
Pace, Escambia	1
Painted Post, Pasco	1
Palatka, Marion	1
Unknown, Duval	1
Upland, Manatee	1
West Hollywood, Broward	1
Waverly, Duval	1
Wabasha, Clay	1
Surfside Beach, Orange	1
Tavares, Unknown	1
Temple, Palm Beach	1
St Peterburg, Orange	1
Stiamk, Dade	1
Scottsdale, Brevard	1
Sun City Center, Lee	1
Jacksonville, Baker	1
Jupiter Inlet, Palm Beach	1
Jzx, Unknown	1
Irmo, Unknown	1
Greensboro, Leon	1

COVID-19: characteristics of 28,837 Florida resident cases

Data through Jan 17, 2021 verified as of Jan 18, 2021 at 09:25 AM

Data in this report are provisional and subject to change.

The table below includes the cities and counties of residence for cases in Florida residents based on the patient's ZIP Code. Note that city is not always received as part of the initial notification and may be missing while the case is being investigated.

City and county	Cases
Gainesville, Levy	1
Glen Cove, Unknown	1
Glen Saint Mary, Duval	1
Maccleenny, Dixie	1
Madison, Jefferson	1
Metter, Manatee	1
Key West, Palm Beach	1
Kilgore, Dade	1
Lake Forest, Collier	1
Land O Lakes, Unknown	1
Landolakes, Unknown	1
Lawton, Okaloosa	1
Lima, Volusia	1
Mokena, Lee	1
Missing, Lafayette	1
Miamiardens, Unknown	1
Miamksaohes, Dade	1
Miami Dade, Unknown	1
Clearwater, Leon	1
Crestview, Broward	1
Clarcona, Seminole	1
Crystal River, Marion	1
Dalecity, Okaloosa	1
Deerfield Beach, Polk	1
Defuniak Springs, Okaloosa	1
Florida City, Unknown	1
Fleming Island, Duval	1
Fellsmere, Brevard	1
Eatonville, Hillsborough	1
El Dorado, Palm Beach	1
Bogota, Unknown	1
Canton, Duval	1
Bradenton, Lee	1
Callahan, Duval	1
Alafaya, Pinellas	1
Apopka, Leon	1
Alachua, Suwannee	1
Atlanta, Walton	1
Attalla, Broward	1
Auburn, Palm Beach	1
Autaugaville, Broward	1
Azalea Park, Lake	1
Azalea Park, Polk	1
Ocala, Duval	1
Ocoee, Manatee	1
Okeechobi, Unknown	1
Orem, Dade	1
Orlando, Clay	1
Orlando, Gadsden	1
Monument, Broward	1
Morrisville, Palm Beach	1
North Brunswick, St. Lucie	1
North Lauderdale, Unknown	1
North Porte, Unknown	1
Notrealville, Polk	1
Rye, Palm Beach	1
Ridgewood, Lee	1
Roayl Palm Beach, Palm Beach	1
Roseville, Broward	1

COVID-19: characteristics of 28,837 Florida resident cases

Data through Jan 17, 2021 verified as of Jan 18, 2021 at 09:25 AM

Data in this report are provisional and subject to change.

The table below includes the cities and counties of residence for cases in Florida residents based on the patient's ZIP Code. Note that city is not always received as part of the initial notification and may be missing while the case is being investigated.

City and county	Cases
San Marcos, Unknown	1
Sarasota, Unknown	1
Saint Petersburg, Bay	1
Plantation, Leon	1
Pooler, Broward	1
Port St. Lucie, Unknown	1
Putnam, Putnam	1
Orlando, Walton	1
Oviedo, Lake	1
Pensacola, Dade	1
Panomo City, Bay	1
Syracuse, Unknown	1
University Of Central Florida, Duval	1
Twentynine Palms, Broward	1
Surprise, Unknown	1
St Cloud, Orange	1
Vernon, Walton	1
Venezuela, Unknown	1
Winfield, Hillsborough	1
Winter Garden, Lee	1
Winter Garden, Unknown	1
Winter Park, Bay	1
West Miami, Unknown	1
Whippany, Volusia	1
Xifamk, Dade	1
Wtixrat, Dade	1
Westlake Village, Unknown	1
Watersound, Bay	1
Whites Creek, Leon	1
Windermere, Volusia	1
Ventura, Orange	1
Unk, Duval	1
Sunrtise, Dade	1
Tallahassee, Gadsden	1
Tallahassee, Madison	1
Toms River, Lee	1
Tourist, Dade	1
Trenton, Dixie	1
Unknown, Unknown	1
Powell, Lee	1
Perth Amboy, Hillsborough	1
Pembroke Pines, Dade	1
Pensacola, Sumter	1
Paducah, Manatee	1
Sharpes, Brevard	1
Puerto Rico, Unknown	1
Randolph, Orange	1
Saint Petersburg, Charlotte	1
Saint Lucie Village, St. Lucie	1
Bonita, Lee	1
Belle Isle, Duval	1
Bocaraten, Palm Beach	1
Bronson, Alachua	1
Brooker, Alachua	1
Brandon, Pinellas	1
Alva, Escambia	1
Arcadia, Highlands	1
Baker, Santa Rosa	1
Armstrong, St. Johns	1

COVID-19: characteristics of 28,837 Florida resident cases

Data through Jan 17, 2021 verified as of Jan 18, 2021 at 09:25 AM

Data in this report are provisional and subject to change.

The table below includes the cities and counties of residence for cases in Florida residents based on the patient's ZIP Code. Note that city is not always received as part of the initial notification and may be missing while the case is being investigated.

City and county	Cases
Atl, Brevard	1
Belleville, Palm Beach	1
Belmont, Santa Rosa	1
Blountstown, Broward	1
Cincinnati, Dade	1
Champions Gate, Osceola	1
Davie, Unknown	1
Dayton, Orange	1
Floral, Okaloosa	1
Dfafs, Okaloosa	1
Edgewood, Broward	1
Maccleddy, Duval	1
Mantua, Broward	1
Mayaguez, Dade	1
Middletown, Osceola	1
North Laud, Unknown	1
Ocoee, Unknown	1
Murrieta, Seminole	1
Monroe, Hillsborough	1
Oldsray, Manatee	1
Hoosick Falls, Broward	1
Hialeahgardens, Dade	1
Hiram, Leon	1
Gibson, Unknown	1
Gainesville, Okaloosa	1
Greenbrier, Bay	1
Longwood, Broward	1
Lucedale, St. Lucie	1
Interlachen, Duval	1
Kure Beach, Monroe	1
Lakeland, Palm Beach	1
Prattville, Hillsborough	1
Prestonsburg, Bay	1
Quincy, Jackson	1
Rapid City, Broward	1
Red Bay, Holmes	1
Piasa, Putnam	1
Palmetto, Pasco	1
Pass-A-Grille Beach, Pinellas	1
Pembroke Lakes, Broward	1
Other, Dade	1
Palmetto Bay, Palm Beach	1
New Middletown, Hillsborough	1
Orlando, Putnam	1
Waipahu, Santa Rosa	1
Ward, Polk	1
Wellborn, Columbia	1
Sunbright, Palm Beach	1
Syracuse, Polk	1
Tallahassee, Dade	1
Tamarac, Dade	1
Tampa, Unknown	1
Tavares, Orange	1
Topsham, Manatee	1
Town Of Nocatee, St. Johns	1
Unkn, Duval	1
Suitland, Volusia	1
Shirley, Flagler	1
Seminole, Leon	1

COVID-19: characteristics of 28,837 Florida resident cases

Data through Jan 17, 2021 verified as of Jan 18, 2021 at 09:25 AM

Data in this report are provisional and subject to change.

The table below includes the cities and counties of residence for cases in Florida residents based on the patient's ZIP Code. Note that city is not always received as part of the initial notification and may be missing while the case is being investigated.

City and county	Cases
Russellville, Bay	1
Saint Joseph, Volusia	1
San Antonio, Orange	1
Woodbine, Nassau	1
Winter Garden, Marion	1
Winter Park, Citrus	1
Winter Park, Hendry	1
Winter Garden, Duval	1
West Yarmouth, St. Lucie	1
Venetian Islands, Dade	1
Belle Isle, Osceola	1
Bay Harbor Islands, Unknown	1
Bel Air, Collier	1
Alachua, Duval	1
Alpharetta, Broward	1
Andover, Palm Beach	1
Apopka, Brevard	1
Apopka, Clay	1
Apopka, Polk	1
Asheville, Highlands	1
Astoria, Broward	1
Bartow, Hardee	1
Carmel, Orange	1
Caracas, Dade	1
Boston, Broward	1
Brooklyn, Broward	1
Brooklyn, Dade	1
Brooklyn, Lee	1
Dallas, Hernando	1
Coconut Ck, Unknown	1
Chicago, Unknown	1
Fort Lauderdale, Leon	1
Fort White, Clay	1
Dearborn, Broward	1
Deer Park, Dade	1
Deerfield Beach, Unknown	1
Deland, Seminole	1
Deltona, Seminole	1
Doral, Unknown	1
Downingtown, Hillsborough	1
Dpo, Santa Rosa	1
Garden City, Alachua	1
Gaylord, Orange	1
Gotcha, Orange	1
Greensburg, Palm Beach	1
Fisher Island, Unknown	1
Hallandale, Unknown	1
Gurabo, Osceola	1
Hernando, Marion	1
Hialeah, Collier	1
Helen, Bay	1
Lake Butler, Alachua	1
Kingsland, Nassau	1
Knoxville, Bay	1
Indian Rocks Beach, Duval	1
Key West, Duval	1
Keys West, Unknown	1
Hoclywsod, Dade	1
Hiawassee, Osceola	1

COVID-19: characteristics of 28,837 Florida resident cases

Data through Jan 17, 2021 verified as of Jan 18, 2021 at 09:25 AM

Data in this report are provisional and subject to change.

The table below includes the cities and counties of residence for cases in Florida residents based on the patient's ZIP Code. Note that city is not always received as part of the initial notification and may be missing while the case is being investigated.

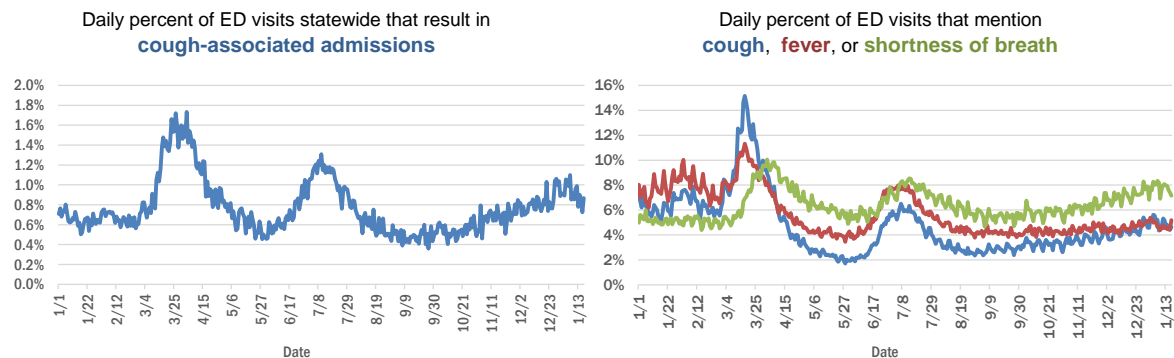
City and county	Cases
Homeless, Hillsborough	1
Homeless, Monroe	1
Homeless, Pinellas	1
Inwood, Broward	1
Irvine, Marion	1
Jefferson, Dade	1
Jonesboro, Leon	1
Jupiter, Dade	1
Jupiter, St. Lucie	1
Kenilworth, Leon	1
Monroe Township, Palm Beach	1
Moore Haven, Okeechobee	1
Morrisville, Unknown	1
Milford, Lee	1
Missing, Levy	1
North Palm Beach, Orange	1
Northport, Sarasota	1
Oakland, Lee	1
Las Vegas, Palm Beach	1
Ldhl, Broward	1
Little Neck, Lee	1
Micanopy, Marion	1
Mckinney, Broward	1
Miamc, Dade	1
Total	1,550,444

COVID-19: additional surveillance information

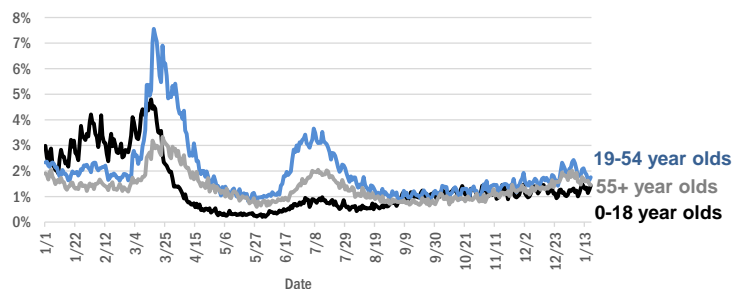
Data through Jan 17, 2021 verified as of Jan 18, 2021 at 09:25 AM

Data in this report are provisional and subject to change.

Statewide emergency department (ED) chief complaint and admission data



Daily percent of ED visits statewide that mention cough by age group



The Electronic Surveillance System for the Early Notification of Community-Based Epidemics (ESSENCE-FL) includes chief complaint data from 211 of 211 Florida EDs. Data are transmitted electronically to ESSENCE-FL daily or hourly.

COVID-19: testing by laboratory

Data through Jan 17, 2021 verified as of Jan 18, 2021 at 09:25 AM

Data in this report are provisional and subject to change.

The numbers in the table below represent the number of Florida and non-Florida residents for whom test results were received by the Department of Health. A person can be tested by more than one laboratory and can have both positive and negative results. **Therefore, the sum of the numbers in each column will be larger than the total number of people tested.**

Reporting lab	Inconclusive	Negative	Positive	Percent positive	Total
LABORATORY CORPORATION OF AMERICA	2,302	1,428,931	192,423	12%	1,623,656
QUEST DIAGNOSTICS	10,574	1,247,976	182,869	13%	1,441,419
CURATIVE LABS	11,489	1,164,455	168,820	13%	1,344,764
BIO REFERENCE LABORATORIES, INC	7,335	834,328	158,236	16%	999,899
HELIX	5,637	441,537	75,388	14%	522,562
GENETWORK	661	390,606	32,938	8%	424,205
REALTOX LABS LLC	3,915	352,554	56,346	14%	412,815
CDR MAGUIRE - HEALTH CARE CENTER		338,629	51,518	13%	390,147
RCA LABORATORY SERVICES, LLC		282,480	27,925	9%	310,405
NOMI_HEALTH	1,264	227,038	33,979	13%	262,281
EAST FLORIDA STATE COLLEGE - BREVARD		212,889	26,986	11%	239,875
IMPACT HEALTH BIOMETRIC TESTING, INC	999	190,532	21,463	10%	212,994
REAL DIAGNOSTICS	1,302	178,640	24,704	12%	204,646
NOMI HEALTH LAB SERVICES		172,662	19,602	10%	192,264
BPHL-JACKSONVILLE	18	141,320	25,262	15%	166,600
MAKO GENOMICS	6,647	125,843	22,251	14%	154,741
ELABNETWORK	1,058	135,225	11,462	8%	147,745
ADVENTHEALTH LAB	99	126,608	15,762	11%	142,469
MAYO CLINIC LABORATORIES	314	122,714	15,541	11%	138,569
NORTHWEST LABORATORY	246	121,016	6,471	5%	127,733
BAYCARE LABORATORIES LLC	529	114,938	10,448	8%	125,915
FULGENT DIAGNOSTICS LABORATORY	2,280	111,257	11,966	10%	125,503
BPHL-MIAMI	225	101,742	17,231	14%	119,198
MEMORIAL REGIONAL HOSPITAL SOUTH	23	97,713	19,959	17%	117,695
PWNHEALTH	511	101,689	13,184	11%	115,384
ASCENSION SACRED HEART HOSPITAL - PENSACOLA	2	99,940	15,397	13%	115,339
ADVENT HEALTH LAB	112	101,260	13,957	12%	115,329
MEDICAL DIAGNOSTIC LABORATORIES	973	98,428	14,201	13%	113,602
BIOCOLLECTIONS WORLDWIDE, INC	690	99,784	12,642	11%	113,116
ORLANDO HEALTH SYSTEM	647	96,754	10,001	9%	107,402
KORVALABS, INC	1,284	91,226	4,674	5%	97,184
UF HEALTH MEDICAL LAB	33	85,622	7,517	8%	93,172
BPHL-TAMPA (SPECTRUM BLVD)	45	76,173	14,262	16%	90,480
TAMPA GENERAL HOSPITAL	4	79,213	7,474	9%	86,691
SUNPATH MEDICAL DIAGNOSTICS LABORATORY	751	73,839	11,348	13%	85,938
AKESOGEN		72,200	13,346	16%	85,546
TESTING MATTERS INC	264	73,349	11,336	13%	84,949
DIATHERIX LABORATORIES		72,951	11,109	13%	84,060
BAPTIST HEALTH SOUTH FLORIDA	305	65,234	10,493	14%	76,032
ASCENSION ST VINCENT'S - RIVERSIDE	1	59,068	8,595	13%	67,664
REAL DIAGNOSTICS	384	53,768	8,591	14%	62,743
JACKSON MEMORIAL HOSPITAL CLINICAL LAB	79	52,630	9,903	16%	62,612
LAKELAND REGIONAL MEDICAL CENTER	129	53,402	7,019	12%	60,550
SOUTH MIAMI HOSPITAL LAB	287	50,693	7,424	13%	58,404
UF HEALTH SHANDS HOSPITAL	373	52,301	3,813	7%	56,487
ARUP LABORATORIES	16	50,024	2,916	6%	52,956

COVID-19: testing by laboratory

Data through Jan 17, 2021 verified as of Jan 18, 2021 at 09:25 AM

Data in this report are provisional and subject to change.

The numbers in the table below represent the number of Florida and non-Florida residents for whom test results were received by the Department of Health. A person can be tested by more than one laboratory and can have both positive and negative results. **Therefore, the sum of the numbers in each column will be larger than the total number of people tested.**

Reporting lab	Inconclusive	Negative	Positive	Percent positive	Total
AIT LABORATORIES		46,888	5,717	11%	52,605
AMERICAN HEALTH ASSOCIATES	9	46,976	3,556	7%	50,541
AEGIS SCIENCES CORPORATION	336	41,150	7,537	15%	49,023
INGENIOUS PERSONALIZED MEDICINE	155	38,312	8,015	17%	46,482
APPLIED INGENUITY DIAGNOSTICS LLC		43,775	1,967	4%	45,742
VIRACOR EUROFINS		35,225	9,761	22%	44,986
TALLAHASSEE MEMORIAL HOSPITAL	210	38,192	4,667	11%	43,069
BAPTIST HEALTH - JACKSONVILLE	4	39,622	3,184	7%	42,810
GENESIS REFERENCE LABORATORIES		33,440	3,848	10%	37,288
ORANGE COUNTY CONVENTION CENTER		33,330	3,669	10%	36,999
SARASOTA MEMORIAL HOSPITAL MAIN LAB	12	33,264	3,054	8%	36,330
MILLENNIUM PHYSICIAN GROUP	17	29,962	5,691	16%	35,670
BROWARD GENERAL MEDICAL CENTER-CLINICAL LAB	2	32,213	3,417	10%	35,632
MIAMI DADE COUNTY		32,093	3,528	10%	35,621
LEE HEALTH - CAPE CORAL HOSPITAL	3	29,976	5,034	14%	35,013
WALGREENS	31	28,515	5,263	16%	33,809
NICKLAUS CHILDREN'S HOSPITAL	61	29,139	4,331	13%	33,531
UNIVERSITY OF MIAMI HOSPITAL	32	30,233	3,211	10%	33,476
FLORIDA HOSPITAL - TAMPA	37	30,601	2,697	8%	33,335
UF HEALTH JACKSONVILLE	47	28,654	3,315	10%	32,016
ECCO LAB GROUP CO	449	26,282	4,269	14%	31,000
ADVENTIST HEALTH SYSTEMS SUNBELT INC DBA		26,336	2,711	9%	29,047
NORTH FLORIDA REGIONAL MEDICAL CENTER		23,622	2,917	11%	26,539
ST JOSEPHS HOSPITAL LABORATORY	23	22,928	3,043	12%	25,994
JUPITER MEDICAL CENTER LAB	68	23,531	2,217	9%	25,816
MOUNT SINAI MEDICAL CENTER	9	23,216	2,493	10%	25,718
BRANDON REGIONAL HOSPITAL		22,493	3,032	12%	25,525
DWIC OF TAMPA BAY INC		22,205	2,219	9%	24,424
PALMETTO GENERAL HOSPITAL LAB	3	19,517	4,109	17%	23,629
JFK MEDICAL CENTER LAB	1	20,544	2,689	12%	23,234
ACCESS DX LABORATORY	208	20,181	2,007	9%	22,396
STATLAB_MOBILE	1	19,887	2,003	9%	21,891
STS LAB 2 LLC	6	20,241	1,044	5%	21,291
INTEGRATED REGIONAL LABORATORIES LLP	1	18,177	3,024	14%	21,202
NAPLES COMMUNITY HOSPITAL	67	18,686	1,926	9%	20,679
WATSON CLINIC LLP		16,682	3,854	19%	20,536
ADVENT HEALTH - DAYTONA BEACH	32	18,890	1,558	8%	20,480
AVENTUS BIO LABS	16	17,671	2,576	13%	20,263
PANCARE OF FLORIDA INC		18,045	2,095	10%	20,140
HEALTHLINK DIAGNOSTIC LABORATORIES	259	17,753	2,025	10%	20,037
LAB DIAGNOSTICS LLC	383	14,330	5,244	26%	19,957
HOLY CROSS HOSPITAL CLINICAL LAB	1	18,221	1,596	8%	19,818
EXACT SCIENCES LABORATORIES		17,421	2,177	11%	19,598
MORTON PLANT HOSPITAL-ADLER INSTITUTE	26	17,433	2,026	10%	19,485

COVID-19: testing by laboratory

Data through Jan 17, 2021 verified as of Jan 18, 2021 at 09:25 AM

Data in this report are provisional and subject to change.

The numbers in the table below represent the number of Florida and non-Florida residents for whom test results were received by the Department of Health. A person can be tested by more than one laboratory and can have both positive and negative results. **Therefore, the sum of the numbers in each column will be larger than the total number of people tested.**

Reporting lab	Inconclusive	Negative	Positive	Percent positive	Total
PATIENTS FIRST LAKE ELLA MEDICAL CENTER PA		16,102	2,958	16%	19,060
DRS CLACK SPENCER WHITE & MCCORMACK PA D/B/A		16,975	1,791	10%	18,766
SAINT MARY'S MEDICAL CENTER	22	16,298	1,917	11%	18,237
INFINITY BIOLOGIX LLC	54	17,404	739	4%	18,197
MEDFAST URGENT CARE CENTERS, LLC	10	15,497	2,438	14%	17,945
HEALTH CENTER AT SINAI RESIDENCES		16,932	506	3%	17,438
BIOCERNA LABS	461	14,582	2,112	12%	17,155
GENESIS MEDICAL LABORATORY	185	13,743	2,658	16%	16,586
AHALABS		15,509	1,046	6%	16,555
UNITED CLINICAL LABORATORY LLC	2	13,553	1,936	12%	15,491
LEESBURG REGIONAL MEDICAL CENTER		13,629	1,833	12%	15,462
NIGHT LITE PEDIATRIC CENTER LLC		13,668	1,719	11%	15,387
CLEVELAND CLINIC HOSPITAL LAB	4	13,411	1,869	12%	15,284
OSCEOLA REGIONAL MEDICAL CENTER	1	13,294	1,948	13%	15,243
MINUTECLINIC LLC		12,740	2,496	16%	15,236
BAYFRONT HEALTH - ST PETERSBURG	17	13,083	2,122	14%	15,222
HOMESTEAD HOSPITAL CLINICAL LABORATORY	26	12,157	2,593	18%	14,776
MEMORIAL HOSPITAL JACKSONVILLE	8	12,173	2,409	17%	14,590
INDIAN RIVER MEDICAL CENTER LAB		13,669	851	6%	14,520
ORANGE PARK MEDICAL CENTER	9	11,250	2,303	17%	13,562
NORTHWEST MEDICAL CENTER	1	11,825	1,663	12%	13,489
MALABAR MEDICAL WALK IN CLINIC		11,597	1,806	13%	13,403
WELLINGTON REGIONAL MED CTR LAB	5	11,898	1,451	11%	13,354
CLEVELAND CLINIC TRADITION HOSPITAL		12,318	951	7%	13,269
PRIVA PATH LABS	61	12,277	759	6%	13,097
BETHESDA HOSPITAL EAST		11,901	1,161	9%	13,062
DELRAY MEDICAL CENTER LAB	3	11,737	1,307	10%	13,047
WEST KENDALL BAPTIST HOSPITAL	10	10,523	2,505	19%	13,038
MEMORIAL REGIONAL HOSPITAL CLINICAL LABORATORY	10	12,187	838	6%	13,035
VISTA CLINICAL DIAGNOSTICS	375	11,371	1,243	10%	12,989
OAK HILL HOSPITAL		11,454	1,439	11%	12,893
LEE HEALTH - LEE MEMORIAL HOSPITAL		9,579	3,286	26%	12,865
INDIAN RIVER PATHOLOGY LLC		11,696	1,091	9%	12,787
LAWNWOOD REGIONAL MEDICAL CENTER	1	10,899	1,729	14%	12,629
ACCESS MEDICAL LABORATORIES	4	6,438	5,876	48%	12,318
BAPTIST HEALTH - SOUTH		11,330	980	8%	12,310
BAPTIST HEALTHCARE - BAPTIST HOSPITAL	5	9,551	2,551	21%	12,107
LARGO MEDICAL CENTER		10,707	1,352	11%	12,059
WINTER HAVEN HOSPITAL CLINICAL LABORATORY	4	10,238	1,806	15%	12,048
FLORIDA HOSPITAL WATERMAN LABORATORY	70	10,997	857	7%	11,924
CLARITY LAB SOLUTIONS	67	10,372	1,309	11%	11,748
LAKE CITY HM		10,778	947	8%	11,725
ST ANTHONY'S HOSPITAL LAB	27	10,374	1,311	11%	11,712
ST MARKS HOSPITAL LABORATORY B	78	10,627	1,002	9%	11,707

COVID-19: testing by laboratory

Data through Jan 17, 2021 verified as of Jan 18, 2021 at 09:25 AM

Data in this report are provisional and subject to change.

The numbers in the table below represent the number of Florida and non-Florida residents for whom test results were received by the Department of Health. A person can be tested by more than one laboratory and can have both positive and negative results. **Therefore, the sum of the numbers in each column will be larger than the total number of people tested.**

Reporting lab	Inconclusive	Negative	Positive	Percent positive	Total
BINAXNOW	9	8,966	2,654	23%	11,629
UHEALTH CORAL GABLES/LENNAR MED CTR	3	10,971	624	5%	11,598
PWN HEALTH	17	9,428	2,054	18%	11,499
WEST FLORIDA HOSPITAL LAB		8,791	2,485	22%	11,276
GOOD SAMARITAN MEDICAL CENTER LAB	2	9,800	1,468	13%	11,270
WESTSIDE REGIONAL MED CTR	2	9,581	1,615	14%	11,198
NONA SCIENTIFIC	5	8,362	2,769	25%	11,136
MEDICAL CENTER OF TRINITY CLINICAL LABORATORY	2	9,755	1,199	11%	10,956
PALMS WEST HOSPITAL LAB	2	9,340	1,580	14%	10,922
MERCY HOSPITAL A CAMPUS OF PLANTATION GEN HOSP LAB	1	9,022	1,784	17%	10,807
GULF COAST MEDICAL CENTER MICROLAB		8,411	2,377	22%	10,788
ST JOSEPHS HOSPITAL	18	9,337	1,361	13%	10,716
REGIONAL MEDICAL CENTER BAYONET POINT	2	9,728	843	8%	10,573
LARKIN COMMUNITY HOSPITAL INC DBA CARDIOTROPIC		6,820	3,621	35%	10,441
LARKIN COMMUNITY HOSPITAL	10	8,984	1,395	13%	10,389
THE VILLAGES REGIONAL HOSPITAL		9,370	1,015	10%	10,385
COAST DIAGNOSTICS LLC	43	9,339	999	10%	10,381
CAPITAL REGIONAL MEDICAL CTR		8,219	2,069	20%	10,288
THE HEALTHCARE DISTRICT OF PALM BEACH COUNTY	39	8,958	1,244	12%	10,241
CORAL GABLES HOSPITAL CLINICAL LABORATORY		8,481	1,657	16%	10,138
MEASE COUNTRYSIDE LAB	14	9,088	1,034	10%	10,136
AVENTURA HOSPITAL LAB		8,188	1,903	19%	10,091
HALIFAX MEDICAL CENTER LAB	35	8,545	1,481	15%	10,061
WEST BOCA MEDICAL CENTER LAB		9,209	753	8%	9,962
GENOVA DIAGNOSTICS LABORATORY	41	9,097	823	8%	9,961
SRQ DRIVE THROUGH		8,944	905	9%	9,849
BLAKE MEDICAL CENTER		8,503	1,265	13%	9,768
MANATEE MEMORIAL HOSPITAL		8,944	818	8%	9,762
FLORIDA LABORATORY ANALYSIS		8,551	1,144	12%	9,695
LEE HEALTH - HEALTH PARK MEDICAL CENTER		8,024	1,634	17%	9,658
PALM BEACH GARDENS MEDICAL CTR LAB		8,690	925	10%	9,615
PALM BEACH BALL PARK		8,605	1,000	10%	9,605
ADVENTHEALTH CENTRA CARE LAKE BUENA VISTA		8,677	900	9%	9,577
AVECINA	17	8,857	670	7%	9,544
PATHNOSTICS	35	7,389	2,105	22%	9,529
BAPTIST HEALTH SOUTH FLORIDA - WEST KENDALL URGENT CARE		7,788	1,492	16%	9,280
FLORIDA HOSPITAL HEARTLAND MED CTR CLINICAL LAB	33	8,028	1,218	13%	9,279
ADVENT HEALTH - WESLEY CHAPEL	14	8,291	855	9%	9,160
BOSTON HEART DIAGNOSTICS CORP		7,969	1,181	13%	9,150
P4 CLINICAL, LLC	187	8,005	886	10%	9,078
LAKE CITY MEDICAL CENTER		7,115	1,961	22%	9,076
NEMOURS CHILDRENS HOSPITAL	1	8,570	489	5%	9,060
DOCTORS HOSPITAL	7	7,278	1,453	17%	8,738
AVECINA MEDICAL	4	6,171	2,503	29%	8,678
LABSTAT LLC	3	8,026	386	5%	8,415
PLANTATION GENERAL HOSPITAL		7,087	1,301	16%	8,388

COVID-19: testing by laboratory

Data through Jan 17, 2021 verified as of Jan 18, 2021 at 09:25 AM

Data in this report are provisional and subject to change.

The numbers in the table below represent the number of Florida and non-Florida residents for whom test results were received by the Department of Health. A person can be tested by more than one laboratory and can have both positive and negative results. **Therefore, the sum of the numbers in each column will be larger than the total number of people tested.**

Reporting lab	Inconclusive	Negative	Positive	Percent positive	Total
AVECINA MEDICAL OAKLEAF	3	6,977	1,330	16%	8,310
FLORIDA MEDICAL CENTER - A CAMPUS OF NORTH SHORE	2	7,308	995	12%	8,305
VIKOR SCIENTIFIC	20	6,659	1,474	18%	8,153
CORAL SPRINGS MED CTR		7,338	779	10%	8,117
NORTHSIDE HOSPITAL AND HEART INSTITUTE		7,292	820	10%	8,112
LEON MEDICAL CENTERS LLC		6,319	1,776	22%	8,095
INFORM DIAGNOSTICS, INC		7,639	448	6%	8,087
CENTRAL FLORIDA REGIONAL HOSPITAL		7,182	825	10%	8,007
FLORIDA HOSPITAL FLAGLER	29	7,268	632	8%	7,929
FLORIDA HOSPITAL DELAND	10	6,866	1,012	13%	7,888
PRECISION HEALTH RESOURCES LLC		7,292	484	6%	7,776
AMERICAN FAMILY CARE		3,948	3,701	48%	7,649
ALL CHILDREN'S HOSPITAL		7,111	525	7%	7,636
NCH NORTH NAPLES HOSPITAL LAB	15	6,733	829	11%	7,577
NORTH SHORE MEDICAL CENTER		6,276	1,283	17%	7,559
BROWARD HEALTH NORTH CLINICAL LABORATORY		6,651	839	11%	7,490
CARDIOPATH	1	6,681	752	10%	7,434
FLORIDA HOSPITAL ZEPHYRHILLS	10	6,661	742	10%	7,413
OCALA REGIONAL MEDICAL CENTER		6,419	951	13%	7,370
KD MEDICAL CHOICE LLC	1	6,589	693	10%	7,283
FLORIDA HOSPITAL OF CARROLLWOOD	23	6,256	1,004	14%	7,283
EXPRESS GENE MOLECULAR DIAGNOSTICS LABORATORY		6,060	1,217	17%	7,277
WEST PALM HOSPITAL LAB		6,578	569	8%	7,147
BAPTIST HEALTH SOUTH FLORIDA - COUNTRY WALK URGENT CARE		5,899	1,206	17%	7,105
LEE HEALTH - GULF COAST MEDICAL CENTER	2	5,682	1,418	20%	7,102
CLEVELAND CLINIC MARTIN SOUTH HOSPITAL	1	6,257	731	10%	6,989
MEDARBOR DIAGNOSTICS	1	5,861	1,064	15%	6,926
BAPTIST HEALTH - BEACHES		6,307	538	8%	6,845
SOUTH BAY HOSPITAL CLINICAL LAB		6,132	662	10%	6,794
MEMORIAL HOSPITAL WEST LABORATORY SERVICES	14	6,136	635	9%	6,785
LUMINUS DIAGNOSTICS		6,226	541	8%	6,767
VISTA CLINICAL	8	3,824	2,695	41%	6,527
MEDEXPRESS URGENT CARE	2	4,394	2,089	32%	6,485
FULGENT DIAGNOSTICS	101	5,900	462	7%	6,463
ISPM LABS, LLC DBA CAPSTONE DIAGNOSTICS, LLC		6,118	319	5%	6,437
MORTON PLANT-MEASE	5	5,810	571	9%	6,386
POINCIANA MEDICAL CENTER		4,943	1,437	23%	6,380
ARCPPOINT LABS OF FORT MYERS	4	5,566	803	13%	6,373
BAYCARE COMMUNITY HEALTH		6,171	169	3%	6,340
BAPTIST HEALTH SOUTH FLORIDA - MIAMI LAKES URGENT CARE		4,960	1,372	22%	6,332
MEMORIAL HOSPITAL MICRO		5,865	451	7%	6,316
WEST MARION COMMUNITY HOSPITAL LAB		5,298	993	16%	6,291
CernerELR_Advent		5,437	853	14%	6,290
ANNE BATES LEACH EYE HOSPITAL/ ABLEH MICROBIOLOGY LABORATORY		6,114	89	1%	6,203
LAKEWOOD RANCH MEDICAL CENTER		5,633	479	8%	6,112
SARKIS CLINICAL TRIALS	18	5,312	775	13%	6,105

COVID-19: testing by laboratory

Data through Jan 17, 2021 verified as of Jan 18, 2021 at 09:25 AM

Data in this report are provisional and subject to change.

The numbers in the table below represent the number of Florida and non-Florida residents for whom test results were received by the Department of Health. A person can be tested by more than one laboratory and can have both positive and negative results. **Therefore, the sum of the numbers in each column will be larger than the total number of people tested.**

Reporting lab	Inconclusive	Negative	Positive	Percent positive	Total
CLEVELAND CLINIC MARTIN NORTH HOSPITAL		5,362	712	12%	6,074
FLORIDA HOSPITAL FISH MEMORIAL	19	5,185	855	14%	6,059
ST LUCIE MEDICAL CENTER		4,776	1,173	20%	5,949
NATIONWIDE LABORATORY SERVICES INC	209	4,807	823	14%	5,839
SANTA ROSA MEDICAL CENTER		4,666	1,053	18%	5,719
H LEE MOFFITT CANCER CENTER LABORATORY		5,542	171	3%	5,713
AVERO DIAGNOSTICS - IRVING	7	5,293	393	7%	5,693
ST JOSEPHS NORTH HOSPITAL LAB	7	4,912	758	13%	5,677
BAPTIST HEALTH SOUTH FLORIDA - WESTCHESTER URGENT CARE		4,621	1,038	18%	5,659
HIALEAH HOSPITAL	4	4,302	1,217	22%	5,523
BAPTIST HEALTH SOUTH FLORIDA - DORAL URGENT CARE		4,402	1,118	20%	5,520
UNKNOWN	3	2,962	2,510	46%	5,475
OVIEDO MEDICAL CENTER		4,835	569	11%	5,404
BAYFRONT HEALTH - VENICE REGIONAL MEDICAL	1	4,922	460	9%	5,383
IMPERIAL POINT MEDICAL CENTER		4,942	437	8%	5,379
BAPTIST HEALTH - NASSAU		5,064	289	5%	5,353
GENE BY GENE, GENOMICS RESEARCH CENTER LAB	41	5,034	238	4%	5,313
MARTIN HOSPITAL SOUTH LAB		4,966	282	5%	5,248
FLORIDA HOSPITAL OCALA		4,616	628	12%	5,244
SUNRISE MEDICAL LABORATORIES	2	4,853	343	7%	5,198
ADVENTHEALTH CENTRA CARE WINTER GARDEN	1	4,653	511	10%	5,165
HOLIDAY CVS LLC		4,930	226	4%	5,156
SYNERGY LABORATORIES	7	4,503	611	12%	5,121
TROPICANA FIELD - LOT 2	19	4,608	468	9%	5,095
ADVENTHEALTH CENTRA CARE WINTER PARK		4,682	404	8%	5,086
FORT WALTON BEACH MEDICAL CENTER		4,286	745	15%	5,031
ST PETERSBURG GENERAL HOSPITAL		4,174	804	16%	4,978
ADVENTHEALTH CENTRA CARE DR PHILLIPS		4,544	387	8%	4,931
SOUTH FLORIDA BAPTIST HOSPITAL MICRO	4	4,157	744	15%	4,905
BAPTIST HEALTH SOUTH FLORIDA - PEMBROKE PINES URGENT CARE		4,099	787	16%	4,886
ADVENTHEALTH CENTRA CARE ST CLOUD		4,242	615	13%	4,857
ADVENTHEALTH CENTRA CARE UNIVERSITY		4,412	419	9%	4,831
TRINITY SPRINGS		4,080	681	14%	4,761
ADVENTHEALTH CENTRA CARE HUNTERS CREEK		4,156	602	13%	4,758
FLORIDA HOSPITAL NORTH PINELLAS	11	4,359	387	8%	4,757
SYNERGY DIAGNOSTIC LABORATORY	85	4,136	476	10%	4,697
BAPTIST HEALTH SOUTH FLORIDA - CORAL SPRINGS URGENT CARE		3,960	639	14%	4,599
BAYFRONT HEALTH - PORT CHARLOTTE		4,189	391	9%	4,580
ADVENTHEALTH CENTRA CARE WATERFORD LAKES		3,992	582	13%	4,574
NIGHT LITE PEDIATRICS	4	3,335	1,231	27%	4,570
EGLIN AIR FORCE BASE	12	3,287	1,211	27%	4,510
SOLARIS DIAGNOSTICS	6	4,031	463	10%	4,500
DOCTORS URGENT CARE LLC	1	3,628	829	19%	4,458
MOFFITT CANCER CENTER	6	4,341	93	2%	4,440
MEDICAL DNA LABS LLC	2	4,053	369	8%	4,424
ATLANTIS URGENT CARE	1	3,042	1,337	31%	4,380

COVID-19: testing by laboratory

Data through Jan 17, 2021 verified as of Jan 18, 2021 at 09:25 AM

Data in this report are provisional and subject to change.

The numbers in the table below represent the number of Florida and non-Florida residents for whom test results were received by the Department of Health. A person can be tested by more than one laboratory and can have both positive and negative results. **Therefore, the sum of the numbers in each column will be larger than the total number of people tested.**

Reporting lab	Inconclusive	Negative	Positive	Percent positive	Total
ADVENTHEALTH CENTRA CARE LAKELAND	1	3,794	555	13%	4,350
ADVENTHEALTH CENTRA CARE LEE ROAD		3,956	393	9%	4,349
PUTNAM COMMUNITY MEDICAL CENTER		3,765	582	13%	4,347
ADVENTHEALTH CENTRA CARE CLERMONT		3,890	437	10%	4,327
ACUTIS DIAGNOSTICS	16	3,517	766	18%	4,299
UNIVERSITY HOSPITAL AND MEDICAL CENTER		3,283	992	23%	4,275
MEDEXPRESS URGENT CARE OF BOYNTON BEACH LLC		4,028	215	5%	4,243
COMMUNITY HEALTH CENTERS OF PINELLAS INC		3,376	852	20%	4,228
CLINICAL REFERENCE LABORATORY	2	4,041	184	4%	4,227
HEALTHQUEST ESOTERICS		3,087	1,129	27%	4,216
SUNCOAST PATHOLOGY ASSOCIATES		3,829	344	8%	4,173
BAPTIST HEALTH - NORTH		3,233	930	22%	4,163
QDX PATHOLOGY SERVICES	2	3,810	338	8%	4,150
MEDEXPRESS URGENT CARE HUDSON		3,623	506	12%	4,129
ANGEL KIDS PEDIATRICS		3,860	244	6%	4,104
ADVENTHEALTH CENTRA CARE SANFORD		3,711	387	9%	4,098
NIGHT LITE PEDIATRICS URGENT CARE	1	3,413	629	16%	4,043
ADVENTHEALTH CENTRA CARE APOPKA		3,545	497	12%	4,042
ADVENTHEALTH CENTRA CARE KISSIMMEE		3,667	369	9%	4,036
ADVENTHEALTH CENTRA CARE LAKE MARY		3,653	371	9%	4,024
NORTHWEST FLORIDA COMMUNITY HOSPITAL	27	2,800	1,162	29%	3,989
MEDRITE MEDICAL CARE, PC	1,866	1,895	211	5%	3,972
PHYSICIANS REGIONAL MEDICAL CENTER - PINE RIDGE RD	1	3,263	703	18%	3,967
MEASE DUNEDIN HOSPITAL	5	3,594	363	9%	3,962
CARDIOTROPIC LABS	83	3,141	724	18%	3,948
PALMS OF PASADENA HOSPITAL		3,482	445	11%	3,927
ADVENTIST HEALTH SYSTEMS, SUNBELT INC		3,487	431	11%	3,918
BAPTIST HEALTH SOUTH FLORIDA - TAMiami TRAIL URGENT CARE		3,106	784	20%	3,890
EMPIRE CITY LABORATORIES INC	39	3,329	507	13%	3,875
WESTCHESTER HOSPITAL	23	3,078	739	19%	3,840
BAPTIST HEALTH SOUTH FLORIDA - CORAL GABLES (UNIVERSITY) URGENT CARE		3,336	483	13%	3,819
DOCTORS URGENT CARE OF LUTZ LLC	1	3,001	791	21%	3,793
URGENT CARE CURE	2	3,253	522	14%	3,777
DOCTORS HOSPITAL OF SARASOTA CLINICAL LABORATORY		3,296	477	13%	3,773
RAULERSON HOSPITAL		3,107	658	17%	3,765
BAPTIST HEALTH SOUTH FLORIDA - PINECREST URGENT CARE		3,249	510	14%	3,759
THE CENTER FOR URGENT CARE	3	3,081	661	18%	3,745
MICROGEN DX	3	3,115	600	16%	3,718
MEDEXPRESS URGENT CARE - ESTERO		3,322	330	9%	3,652
ADVENTHEALTH CENTRA CARE MOUNT DORA		3,261	387	11%	3,648
BAPTIST HEALTH SOUTH FLORIDA - KENDALE LAKES URGENT CARE		2,883	742	20%	3,625
BAPTIST HEALTH SOUTH FLORIDA - CORAL GABLES URGENT CARE		3,024	596	16%	3,620
CLARITY LAB SOLUTIONS LLC		3,608	4	0%	3,612
ADVENTHEALTH CENTRA CARE ALTAMONTE		3,216	358	10%	3,574
AHCC WESLEY CHAPEL		3,206	350	10%	3,556
COASTAL MED URGENT CARE		2,199	1,350	38%	3,549

COVID-19: testing by laboratory

Data through Jan 17, 2021 verified as of Jan 18, 2021 at 09:25 AM

Data in this report are provisional and subject to change.

The numbers in the table below represent the number of Florida and non-Florida residents for whom test results were received by the Department of Health. A person can be tested by more than one laboratory and can have both positive and negative results. **Therefore, the sum of the numbers in each column will be larger than the total number of people tested.**

Reporting lab	Inconclusive	Negative	Positive	Percent positive	Total
TALLAHASSEE PRIMARY CARE ASSOCIATES		3,060	464	13%	3,524
INDIAN RIVER MEDICAL CENTER		2,939	548	16%	3,487
PARAMOUNT URGENT CARE		1,679	1,795	52%	3,474
HEALTH FIRST ADVENTHEALTH CENTRA CARE GATEWAY	1	3,121	326	9%	3,448
BAPTIST HEALTH SOUTH FLORIDA - PALMETTO BAY URGENT CARE		2,882	560	16%	3,442
MEMORIAL HOSPITAL- MIRAMAR	12	3,143	267	8%	3,422
BETHESDA HOSPITAL WEST		3,086	321	9%	3,407
ADVENTHEALTH CENTRA CARE OVIEDO		2,975	400	12%	3,375
TWIN CITIES HOSPITAL	1	2,949	421	12%	3,371
ADVENTHEALTH CENTRA CARE AZALEA PARK		2,934	430	13%	3,364
SIPARADIGM LLC	16	3,143	181	5%	3,340
NCH DOWNTOWN NAPLES HOSPITAL	10	2,895	414	12%	3,319
MIDWAY SPECIALTY CARE CENTER DIAGNOSTICS	38	3,051	225	7%	3,314
MEDEXPRESS URGENT CARE - WEST TAMPA		3,012	290	9%	3,302
MINUTECLINIC LLC #3703		2,768	532	16%	3,300
BAYFRONT HEALTH - SEVEN RIVERS		2,964	305	9%	3,269
MINUTECLINIC		2,820	440	13%	3,260
HEALTH FIRST ADVENTHEALTH CENTRA CARE TITUSVILLE		2,922	322	10%	3,244
MEDEXPRESS URGENT CARE - ROYAL PALM BEACH		2,982	262	8%	3,244
ADVENTHEALTH CENTRA CARE ORANGE LAKE		2,900	340	10%	3,240
HealthSentry_UHS	1	2,926	305	9%	3,232
ADVENT HEALTH - HEART OF FLORIDA ER	1	2,779	447	14%	3,227
PEDIATRIC HEALTH CARE ALLIANCE PA		2,901	291	9%	3,192
ASCENSION SACRED HEART - EMERALD COAST		2,613	571	18%	3,184
MEDEXPRESS URGENT CARE PALM BEACH GARDENS		2,980	200	6%	3,180
MEDEXPRESS URGENT CARE - GOLDEN GATE		2,867	308	10%	3,175
ADVENTHEALTH CENTRA CARE LONGWOOD		2,904	264	8%	3,168
BAYA PHARMACY & URGENT CARE		2,253	898	28%	3,151
US BIOTEK LABORATORIES	12	2,801	327	10%	3,140
ADVENTHEALTH CENTRA CARE PORT ORANGE		2,896	244	8%	3,140
BAPTIST HEALTH SOUTH FLORIDA - DAVIE URGENT CARE		2,618	520	17%	3,138
NCH NORTH NAPLES HOSPITAL	4	2,674	459	15%	3,137
BAYFRONT HEALTH - BROOKSVILLE		2,721	381	12%	3,102
ADVENTHEALTH CENTRA CARE SAND LAKE		2,853	234	8%	3,087
ESCAMBIA COMMUNITY CLINICS INC	7	2,221	833	27%	3,061
BAPTIST HEALTH SOUTH FLORIDA - WESTON URGENT CARE		2,681	336	11%	3,017
DOCTORS TEST CENTERS		2,600	374	13%	2,974
MEDEXPRESS URGENT CARE - LAKELAND		2,582	324	11%	2,906
ENGLEWOOD COMMUNITY HOSPITAL		2,604	289	10%	2,893
LAKEVIEW MEDICAL CENTER		2,269	619	21%	2,888
STONE CLINICAL LABORATORIES		2,789	96	3%	2,885
FLORIDA FAMILY LABORATORY, INC DBA	7	2,619	247	9%	2,873
WALGREENS ORLANDO	3	2,523	339	12%	2,865
PRO CLINIC		2,291	573	20%	2,864
BARTOW REGIONAL MEDICAL CENTER	1	2,413	440	15%	2,854
AMELIA URGENT CARE		1,508	1,346	47%	2,854

COVID-19: testing by laboratory

Data through Jan 17, 2021 verified as of Jan 18, 2021 at 09:25 AM

Data in this report are provisional and subject to change.

The numbers in the table below represent the number of Florida and non-Florida residents for whom test results were received by the Department of Health. A person can be tested by more than one laboratory and can have both positive and negative results. **Therefore, the sum of the numbers in each column will be larger than the total number of people tested.**

Reporting lab	Inconclusive	Negative	Positive	Percent positive	Total
VETERANS AFFAIRS MEDICAL CENTER - ORLANDO		1,343	1,506	53%	2,849
ADVENTHEALTH CENTRA CARE LEESBURG		2,493	355	12%	2,848
EMERALD COAST URGENT CARE		2,135	697	25%	2,832
MEDCOMP SCIENCES LLC	29	1,321	1,455	52%	2,805
WALGREEN CO	2	2,478	317	11%	2,797
DESOTO MEMORIAL HOSPITAL	3	2,282	494	18%	2,779
NCF DIAGNOSTICS & DNA TECHNOLOGIES LAB	78	2,383	312	11%	2,773
ADVENTHEALTH CENTRA CARE SOUTH ORANGE		2,477	295	11%	2,772
ADVENTHEALTH PROMPT CARE	1	1,920	816	30%	2,737
BAPTIST HEALTH URGENT CARE AT SAWGRASS		2,298	436	16%	2,734
BAPTIST HEALTH SOUTH FLORIDA - BRICKELL URGENT CARE		2,269	465	17%	2,734
HIGHLANDS REGIONAL MEDICAL CENTER		2,063	610	23%	2,673
CENTRA CARE - WATERFORD LAKES		2,097	576	22%	2,673
PRECISION HEALTH SOLUTIONS		2,578	91	3%	2,669
BAYFRONT HEALTH - PUNTA GORDA		2,413	179	7%	2,592
SELECT LABORATORIES - MARION COUNTY, FL LLC	3	2,399	188	7%	2,590
CITRUS MEMORIAL HOSPITAL LABORATORY		2,231	356	14%	2,587
MEMORIAL HOSPITAL PEMBROKE	3	2,257	299	12%	2,559
ADVENT HEALTH - OCALA		2,124	427	17%	2,551
BMCT Molecular Diagnostics Subsection		2,090	453	18%	2,543
HOLIDAY CVS LLC DBA CVS PHARMACY #5154		2,431	65	3%	2,496
ADVENTHEALTH CENTRA CARE COLONIAL TOWN	1	2,270	224	9%	2,495
GENESIS DIAGNOSTICS		2,282	210	8%	2,492
BAYFRONT HEALTH - SPRING HILL		2,253	236	9%	2,489
EMERALD COAST URGENT CARE LLC		1,804	653	27%	2,457
PALMS MEDICAL GROUP	5	1,693	744	30%	2,442
MEDEXPRESS URGENT CARE CAPE CORAL		2,079	358	15%	2,437
HEALTH FIRST ADVENTHEALTH CENTRA CARE COCOA		2,213	208	9%	2,421
SPORTS DRUG TESTING LABORATORY	43	2,279	80	3%	2,402
EMERALD COAST URGENT CARE, LLC	1	1,793	598	25%	2,392
PARAMOUNT URGENT CARE - WINDERMERE		1,500	890	37%	2,390
MEDEXPRESS URGENT CARE - DELAND		2,097	219	9%	2,316
LEE HEALTH - COCONUT POINT CLINICAL LAB	2	1,872	433	19%	2,307
COMMUNITY HEALTH NORTHWEST FLORIDA	4	1,739	543	24%	2,286
LEE HEALTH CONVENIENT CARE - PAGE FIELD		1,896	386	17%	2,282
MARINERS HOSPITAL		2,031	214	10%	2,245
ACCU REFERENCE MEDICAL LAB		1,667	573	26%	2,240
BAPTIST HEALTHCARE - GULF BREEZE HOSPITAL	3	1,854	383	17%	2,240
BAPTIST HEALTH EMERGENCY CENTER COUNTRY WALK	1	1,876	360	16%	2,237
PHYSICIANS STAT LAB	3	1,064	1,162	52%	2,229
HEALTH FIRST ADVENTHEALTH CENTRA CARE MALABAR		2,006	220	10%	2,226
PRIMEHEALTH URGENT CARE	1	1,865	360	16%	2,226
BAPTIST HEALTH - CLAY		1,870	336	15%	2,206
ADVENT HEALTH - NEW SMYRNA		1,720	477	22%	2,197
CENTRA CARE SAINT CLOUD	1	1,885	303	14%	2,189
SCION LAB SERVICES LLC	22	1,998	166	8%	2,186

COVID-19: testing by laboratory

Data through Jan 17, 2021 verified as of Jan 18, 2021 at 09:25 AM

Data in this report are provisional and subject to change.

The numbers in the table below represent the number of Florida and non-Florida residents for whom test results were received by the Department of Health. A person can be tested by more than one laboratory and can have both positive and negative results. **Therefore, the sum of the numbers in each column will be larger than the total number of people tested.**

Reporting lab	Inconclusive	Negative	Positive	Percent positive	Total
NXGEN MDX LLC	4	1,942	231	11%	2,177
PHARMCO RX	2	1,979	185	9%	2,166
MINUTECLINIC LLC # 0709		1,847	319	15%	2,166
VENTURE MEDICAL OF FLORIDA LLC		1,986	167	8%	2,153
ADVENTIST HEALTH SYSTEMS SUNBELT IN DBA		1,944	197	9%	2,141
PROHEALTH		711	1,424	67%	2,135
BAPTIST HEALTH - OAKLEAF		1,745	388	18%	2,133
LOWER KEYS MEDICAL CENTER		1,890	243	11%	2,133
PHYSICIANS REGIONAL MEDICAL CENTER - COLLIER BLVD	1	1,523	585	28%	2,109
BAPTIST HEALTH SOUTH FLORIDA - MIAMI BEACH URGENT CARE		1,806	296	14%	2,102
MEDEXPRESS URGENT CARE LEHIGH ACRES		1,833	268	13%	2,101
ADVENTHEALTH CENTRA CARE KIDS LAKE MARY		1,937	134	6%	2,071
PREMIER URGENT CARE OF BREVARD LLC	1	1,739	303	15%	2,043
ADVENT HEALTH CENTRA CARE -WINTER PARK KIDS URGENT CARE	4	1,793	198	10%	1,995
ADVENTHEALTH EXPRESS CARE		1,519	450	23%	1,969
PRIMEHEALTH URGENT CARE INC		1,684	284	14%	1,968
DOC SMILEY'S URGENT CARE		1,706	247	13%	1,953
MEDEXPRESS FORT MYERS		1,693	252	13%	1,945
ASSOCIATED PATHOLOGISTS, LLC	3	1,552	336	18%	1,891
GESSLER CLINIC		1,215	676	36%	1,891
MINUTECLINIC LLC #3631		1,592	298	16%	1,890
MINUTECLINIC LLC 5852		1,568	301	16%	1,869
PARAMOUNT URGENT CARE - ORLANDO		1,196	641	35%	1,837
LABORATORY OF FLORIDA LLC	40	1,642	113	6%	1,795
TAMPA COMMUNITY HOSPITAL		1,496	289	16%	1,785
BRASHEAR'S VITAL CARE CORP		1,350	435	24%	1,785
DONALD W ROBERTSON DO PA		1,351	434	24%	1,785
MEDEXPRESS URGENT CARE CORAL SPRINGS		1,604	170	10%	1,774
GENUS3		1,697	67	4%	1,764
MEDEXPRESS PORT CHARLOTTE		1,593	148	9%	1,741
ADVENTHEALTH CENTRA CARE		1,546	195	11%	1,741
FLOWERS HOSPITAL		1,567	169	10%	1,736
MEDEXPRESS URGENT CARE - VERO BEACH		1,511	221	13%	1,732
MC DIAGNOSTIC OF CONNECTICUT, PC #2220		1,456	273	16%	1,729
FLORIDA MEDICAL CLINIC	3	866	843	49%	1,712
JW PLASTIC SURGERY		1,449	244	14%	1,693
DR G'S URGENT CARE		1,459	217	13%	1,676
UNIVERSITY OF NORTH FLORIDA STUDENT HEALTH		1,632	40	2%	1,672
MEDONE PLLC		1,299	373	22%	1,672
MEDEXPRESS URGENT CARE - CLEWISTON		1,379	266	16%	1,645
PHYSICIAN ASSOCIATES		1,431	180	11%	1,611
DYNIX DIAGNOSTIX		1,328	272	17%	1,600
SPARROW HEALTHCARE	2	1,357	224	14%	1,583
OPTEO LABORATORY		1,534	33	2%	1,567
MELBOURNE MEDICAL LABORATORY	2	1,365	199	13%	1,566
MEDFAST URGENT CARE CENTERS LLC		221	1,323	86%	1,544

COVID-19: testing by laboratory

Data through Jan 17, 2021 verified as of Jan 18, 2021 at 09:25 AM

Data in this report are provisional and subject to change.

The numbers in the table below represent the number of Florida and non-Florida residents for whom test results were received by the Department of Health. A person can be tested by more than one laboratory and can have both positive and negative results. **Therefore, the sum of the numbers in each column will be larger than the total number of people tested.**

Reporting lab	Inconclusive	Negative	Positive	Percent positive	Total
PARAMOUNT URGENT CARE - OVIEDO		932	611	40%	1,543
ADVENTHEALTH CENTRA CARE CONWAY		1,311	232	15%	1,543
MINUTECLINIC LLC #4415		1,238	286	19%	1,524
MINUTECLINIC LLC #5249		1,189	333	22%	1,522
NORTH SHORE LONG ISLAND JEWISH HEALTH		1,438	67	4%	1,505
BAY MEDICAL CENTER SACRED HEART HEALTH SYSTEM		1,082	397	27%	1,479
CARENOW URGENT CARE		819	657	45%	1,476
MARTIN HEALTH SYSTEM - ST LUCIE WEST		1,330	146	10%	1,476
MINUTECLINIC LLC		1,255	220	15%	1,475
IGENOMIX USA LLC	40	1,306	128	9%	1,474
BARDMOOR LABORATORY	9	1,242	217	15%	1,468
ACCESS POINT HEALTHCARE URGENT & PRIMARY CARE	2	1,033	425	29%	1,460
JACKSON HOSPITAL CLINICAL LABORATORY		1,234	222	15%	1,456
FLORIDA COMMUNITY HEALTH CENTER		1,196	258	18%	1,454
CAREFAST+		860	582	40%	1,442
NCH NORTHEAST	7	1,079	353	25%	1,439
MINUTECLINIC LLC #5253		1,199	239	17%	1,438
UHEALTH DEERFIELD BEACH/UMSYLVESTER DEERFIELD BEACH LABORATORY	3	1,378	55	4%	1,436
LABTECH DIAGNOSTIC		1,170	259	18%	1,429
PARAMOUNT URGENT CARE INC		377	1,051	74%	1,428
BIOCERNA LLC	9	1,248	164	12%	1,421
MEDEXPRESS URGENT CARE BOCA RATON		1,314	106	7%	1,420
ADVANCE MEDICAL OF NAPLES		309	1,108	78%	1,417
PATIENTS CHOICE LABORATORIES		829	588	41%	1,417
CernerELR_BaptistMiami	5	1,225	178	13%	1,408
ADVENT HEALTH - DADE CITY		1,227	172	12%	1,399
MINUTECLINIC LLC #3463		1,182	214	15%	1,396
ASCENSION SACRED HEART - GULF		1,036	352	25%	1,388
AMELIA EXPRESS CARE LLC		1,186	198	14%	1,384
SHELL POINT NURSING PAVILION	1	1,332	51	4%	1,384
ASSURANCE SCIENTIFIC LABORATORIES	1	1,097	274	20%	1,372
ASCENSION ST VINCENT'S - SOUTHSIDE		1,309	49	4%	1,358
PARRISH MEDICAL CENTER	1	1,188	162	12%	1,351
BAPTIST HEALTH SOUTH FLORIDA - COUNTRY WALK URGENT CARE EXPRESS		1,153	184	14%	1,337
CernerELR_Baycare	16	1,226	77	6%	1,319
NEIGHBORHOOD MEDICAL CENTER INC	16	1,140	140	11%	1,296
ARCPOINT LABS		778	518	40%	1,296
QUICK CARE MED PL	2	1,109	181	14%	1,292
MINUTECLINIC LLC #5854		1,072	210	16%	1,282
MINUTECLINIC LLC #8396		1,078	195	15%	1,273
PATIENTS FIRST - THOMASVILLE ROAD		1,116	156	12%	1,272
MINUTECLINIC LLC #5190		1,042	228	18%	1,270
INTELEX LABS, LLC		1,199	38	3%	1,237
HOLMES REG MED CENTER CLINICAL LAB		1,014	221	18%	1,235
GENESIS LABORATORY MANAGEMENT	9	1,025	194	16%	1,228
UNIVERSITY OF ALABAMA AT BIRMINGHAM		1,195	32	3%	1,227

COVID-19: testing by laboratory

Data through Jan 17, 2021 verified as of Jan 18, 2021 at 09:25 AM

Data in this report are provisional and subject to change.

The numbers in the table below represent the number of Florida and non-Florida residents for whom test results were received by the Department of Health. A person can be tested by more than one laboratory and can have both positive and negative results. **Therefore, the sum of the numbers in each column will be larger than the total number of people tested.**

Reporting lab	Inconclusive	Negative	Positive	Percent positive	Total
BAPTIST HEALTH SOUTH FLORIDA - KEY BISCANE URGENT CARE EXPRESS		1,080	144	12%	1,224
EMERGENCY PHYSICIANS MEDICAL CENTER		293	926	76%	1,219
MINUTECLINIC LLC #1067		1,049	169	14%	1,218
DOC SMILEYS URGENT CARE LLC		981	236	19%	1,217
CLINICORE		1,124	91	7%	1,215
TEMPUS CLINICAL LABORATORY	9	1,067	137	11%	1,213
BOND URGENT CARE LLC		870	325	27%	1,195
ACCESS MEDICAL LABS		746	448	38%	1,194
NYU HOSPITALS CENTER CLINICAL LABORATORIES		1,144	36	3%	1,180
MINUTECLINIC LLC #7886		1,016	163	14%	1,179
MINI ER WATERFORD LAKES, THE		971	176	15%	1,147
VAVA PARTNERS LLC		437	703	62%	1,140
AMELIA EXPRESS CARE		645	490	43%	1,135
BAYFRONT HEALTH - CITRUS HILLS		950	178	16%	1,128
MINUTE CLINIC LLC		952	174	15%	1,126
LAKE WALES MEDICAL CENTER INC		984	141	13%	1,125
PHYSICIANS PRIMARY CARE	2	952	165	15%	1,119
MOLECULAR INFECTIOUS DISEASES		1,102	16	1%	1,118
CHARLES AIESI CONSULTING INC	6	954	154	14%	1,114
CAPSTONE HEALTHCARE		782	329	30%	1,111
VERITAS GENETICS	61	932	103	9%	1,096
PENSACOLA PEDIATRICS PA	1	963	131	12%	1,095
TOM LEE COMMUNITY HEALTH CENTER		758	337	31%	1,095
MEDEXPRESS URGENT CARE - JAX ATLANTIC BLVD		942	136	13%	1,078
NCHMD INC		863	211	20%	1,074
COASTAL LABORATORIES		796	267	25%	1,063
RAINBOW RIVER MEDICAL LABORATORY		977	82	8%	1,059
WHITE WILSON MEDICAL CENTER		136	918	87%	1,054
LAB24 INC	3	373	665	64%	1,041
UHEALTH CLINIC AT WALGREENS		850	190	18%	1,040
EPN URGENT CARE NAPLES	2	746	292	28%	1,040
BAPTIST HEALTHCARE - JAY HOSPITAL		749	284	27%	1,033
HOLIDAY CVS LLC DBA CVSPHARMACY #5155		993	37	4%	1,030
MINUTECLINIC LLC #5069		841	184	18%	1,025
MINUTECLINIC LLC #3662		847	171	17%	1,018
TREASURE COAST MEDICAL ASSOCIATES INC		680	336	33%	1,016
MINUTECLINIC LLC #5214		901	114	11%	1,015
MINUTECLINIC LLC #3705		878	136	13%	1,014
MARION E FETHER MEDICAL CENTER, THE		921	90	9%	1,011
BAPTIST HEALTH EMERGENCY CENTER AT WEST CORAL WAY		759	241	24%	1,000
SMA LAB	7	884	103	10%	994
LABORATORY SPECIALISTS OF MICHIGAN		784	205	21%	989
CB SMITH PARK		857	130	13%	987
NORTH FLORIDA PEDIATRICS-TALLAHASSEE		904	81	8%	985
VERITOR		850	135	14%	985
ADVANCED DIAGNOSTIC LABORATORY		930	46	5%	976

COVID-19: testing by laboratory

Data through Jan 17, 2021 verified as of Jan 18, 2021 at 09:25 AM

Data in this report are provisional and subject to change.

The numbers in the table below represent the number of Florida and non-Florida residents for whom test results were received by the Department of Health. A person can be tested by more than one laboratory and can have both positive and negative results. **Therefore, the sum of the numbers in each column will be larger than the total number of people tested.**

Reporting lab	Inconclusive	Negative	Positive	Percent positive	Total
MINUTECLINIC LLC # 0514		819	142	15%	961
PARAMOUNT URGENT CARE VILLAGES		651	307	32%	958
PEDIATRIC HEALTH CARE ALLIANCE - NORTHDAL		874	83	9%	957
STAGEZERO LIFE SCIENCES INC	2	853	88	9%	943
MINUTECLINIC LLC #7887		832	106	11%	938
URGENT CARE OF THE PALM BEACHES		552	383	41%	935
VRL EUROFINs - DALLAS		913	13	1%	926
Community_Health		767	156	17%	923
ED FRASER MEMORIAL HOSPITAL		726	192	21%	918
SOLARIS HEALTHCARE PALATKA		876	33	4%	909
MINUTECLINIC LLC #1055		689	218	24%	907
MINUTECLINIC LLC #1771		739	159	18%	898
PALM HARBOR PHARMACY		778	118	13%	896
GENE TOX WORLDWIDE	60	736	100	11%	896
STEWART REFERENCE LABORATORY	1	544	349	39%	894
FAST TRACK URGENT CARE CENTER		4	887	100%	891
ST ANNES NURSING CENTER		863	22	2%	885
NAPLES URGENT CARE	1	562	314	36%	877
MINUTECLINIC LLC # 3686		725	152	17%	877
CAREFAST MURABELLA		501	364	42%	865
MINUTECLINIC, LLC (CLINIC 10699)		732	131	15%	863
OPTUM LABS LLC		735	125	15%	860
HISTOPATHOLOGY SERVICES, LLC		759	96	11%	855
LENCO MEDICAL LABORATORY		820	32	4%	852
MINUTECLINIC LLC #7173		742	107	13%	849
FLAGLER HOSPITAL LABORATORY	8	33	806	95%	847
COASTAL PEDIATRIC GROUP		733	113	13%	846
PRIMARY CARE OF THE TREASURE COAST		743	96	11%	839
MINUTECLINIC LLC # 3930		697	131	16%	828
ALTRU DIAGNOSTICS INC	2	750	75	9%	827
MINUTECLINIC LLC #3814		646	178	22%	824
MINUTECLINIC LLC #3003		624	198	24%	822
FLORIDA HOSPITAL ORLANDO		743	74	9%	817
MINUTECLINIC LLC #4458		641	175	21%	816
FLORIDA DEPARTMENT OF HEALTH IN POLK COUNTY	2	607	207	25%	816
MINUTECLINIC LLC #3291		709	105	13%	814
MINUTECLINIC, LLC #4015		599	212	26%	811
TACACHALE CLINICAL LABORATORY	1	774	33	4%	808
ASCENSION ST VINCENT'S - CLAY		775	31	4%	806
MINUTECLINIC LLC #3635		698	101	13%	799
NITE LITE PEDIATRICS		234	562	71%	796
PHAROS HEALTH		623	167	21%	790
LAKELAND REGIONAL HEALTH - PWC/OB		36	752	95%	788
ELLENTON URGENT CARE		573	212	27%	785
PROJECT HEALTH, INC SUMTERVILLE	5	635	144	18%	784
TYNDALL AIR FORCE BASE		597	184	24%	781

COVID-19: testing by laboratory

Data through Jan 17, 2021 verified as of Jan 18, 2021 at 09:25 AM

Data in this report are provisional and subject to change.

The numbers in the table below represent the number of Florida and non-Florida residents for whom test results were received by the Department of Health. A person can be tested by more than one laboratory and can have both positive and negative results. **Therefore, the sum of the numbers in each column will be larger than the total number of people tested.**

Reporting lab	Inconclusive	Negative	Positive	Percent positive	Total
INTEGRITY LABORATORIES, LLC	1	636	142	18%	779
EUROFINS NTD, LLC		742	35	5%	777
XYZ LABORATORY	8	677	87	11%	772
PATIENTS FIRST LAKE ELLA MEDICAL CENTER		672	99	13%	771
CENTRA CARE		445	324	42%	769
MINUTECLINIC LLC #7973		644	123	16%	767
MACDILL AIR FORCE BASE		710	51	7%	761
ARCPPOINT LABS OF CORAL SPRINGS FL		673	84	11%	757
MINUTECLINIC LLC #7225		645	110	15%	755
DEPARTMENT OF CLINICAL LABS		737	15	2%	752
DYNIX DIAGNOSTICS	2	524	223	30%	749
THE HEALTH CENTER OF PLANT CITY		681	64	9%	745
BROWNWOOD CARE CENTER		667	77	10%	744
MINUTECLINIC LLC #1821		653	88	12%	741
MINUTECLINIC LLC # 3579		619	118	16%	737
MINUTECLINIC, LLC #3204		586	145	20%	731
PARAMOUNT URGENT CARE - CLERMONT		559	168	23%	727
GENEIQ		686	40	6%	726
NONE		308	417	58%	725
JUPITER MEDICAL CENTER URGENT CARE		475	248	34%	723
ADVENT HEALTH LAB - ORLANDO		430	292	40%	722
NORTH FLORIDA PEDIATRICS - LAKE CITY		543	177	25%	720
MINUTECLINIC, LLC DBA MINUTECLINIC #4717		691	25	3%	716
MINUTECLINIC LLC #3285		616	99	14%	715
MINUTECLINIC LLC #3257		567	147	21%	714
DISNEY COVID TEST SITE		703	10	1%	713
VERILY LIFE SCIENCES		709	2	0%	711
ADDICTION LABS OF AMERICA	3	640	64	9%	707
MIAMI JEWISH HEALTH SYSTEMS		659	42	6%	701
MINUTECLINIC LLC #4024		587	113	16%	700
NORTH OKALOOSA MEDICAL CENTER		411	289	41%	700
BAPTIST HEALTH - MD ANDERSON CANCER CENTER		685	4	1%	689
PREMIER MEDICAL LABORATORY SERVICES	1	463	222	32%	686
COVANCE CLINICAL RESEARCH UNIT INC		667	17	2%	684
LEE COUNTY EMERGENCY MEDICAL SERVICE		596	83	12%	679
MINI ER ADULT AND PEDIATRIC URGENT CARE		574	98	15%	672
MINUTECLINIC LLC # 7933		574	98	15%	672
Tampa Lakes Health and Rehabilitation Center	2	599	68	10%	669
WHOLE FAMILY HEALTH CENTER INC		498	171	26%	669
WILLOWBROOKE COURT AT EDGEWATER POINTE ESTATES		657	9	1%	666
MINUTECLINIC LLC #3648		535	131	20%	666
ANY LAB TEST NOW	1	439	223	34%	663
MINUTECLINIC LLC #3654		554	109	16%	663
VITAS HEALTHCARE CORPORATION OF FLA		659	3	0%	662
MINUTECLINIC LLC #5216		537	124	19%	661
VENICE REGIONAL MEDICAL CENTER		574	86	13%	660

COVID-19: testing by laboratory

Data through Jan 17, 2021 verified as of Jan 18, 2021 at 09:25 AM

Data in this report are provisional and subject to change.

The numbers in the table below represent the number of Florida and non-Florida residents for whom test results were received by the Department of Health. A person can be tested by more than one laboratory and can have both positive and negative results. **Therefore, the sum of the numbers in each column will be larger than the total number of people tested.**

Reporting lab	Inconclusive	Negative	Positive	Percent positive	Total
NCH HEALTHCARE SYSTEM MICROBIOLOGY LAB		1	658	100%	659
BLUE MED CONSULTANTS		638	19	3%	657
CVS HEALTH		464	190	29%	654
CENTRA CARE – SOUTH ORANGE		476	175	27%	651
SANTA ROSA MEDICAL GROUP		523	128	20%	651
MEDICAL FP – WHOLE FAMILY HEALTH CENTER		532	119	18%	651
NORTHEAST FLORIDA NEUROLOGY CLINICS, INC		552	98	15%	650
READY RESPONDERS FLORIDA, PLLC		551	97	15%	648
MAVERICK LABS		456	187	29%	643
Victoria Nursing and Rehabilitation Center		599	42	7%	641
DOCTOR'S MEMORIAL HOSPITAL		485	154	24%	639
NORTH SHORE LIJ URGENT CARE PC		607	31	5%	638
PRIMARY CARE SERVICES AT INDIAN RIVER ESTATES		619	11	2%	630
C.W. BILL YOUNG VA MEDICAL CENTER	1	17	610	97%	628
MINUTECLINIC LLC #4201		545	82	13%	627
ADVENT HEALTH CENTRA CARE - MOUNT DORA		276	348	56%	624
MYTEST DIAGNOSTICS		577	46	7%	623
KENDALL HEALTHCARE PROPERTIES DBA	2	592	26	4%	620
UNIVERSITY OF WEST FLORIDA STUDENT HEALTH SERVICES	1	509	106	17%	616
HOLY CROSS HOSPITAL		12	598	98%	610
PALACE NURSING HOME & REHAB CENTER		575	31	5%	606
MINUTECLINIC, LLC #5817		486	120	20%	606
CONSULATE HEALTH CARE OF NEW PORT RICHEY	2	499	103	17%	604
PROFESSIONAL HEALTH EXAMINERS DBA PROHEALTH		495	108	18%	603
PATIENTS FIRST - MAHAN DRIVE		164	435	73%	599
PALM BAY HOSPITAL CLINICAL LABORATORY		377	219	37%	596
MINUTECLINIC LLC #476		495	100	17%	595
SOLARIS HEALTHCARE CHARLOTTE HARBOR		551	43	7%	594
NORTH FLORIDA PEDIATRICS PA - SUWANNEE	1	488	104	18%	593
MINUTECLINIC LLC #3748		446	146	25%	592
ORLANDO HEALTH AND REHAB CENTER		556	35	6%	591
CREEKSIDE CARE CENTER	1	504	84	14%	589
MINUTECLINIC LLC #5924		478	111	19%	589
HENDRY REGIONAL MEDICAL CENTER CLINICAL LABORATORY		404	182	31%	586
APALACHEE CORRECTIONAL INSTITUTION EAST UNIT		566	15	3%	581
POINT OF CARE TESTING SITE		556	24	4%	580
MANOR PINES CONVALESCENT CENTER LLC	1	560	18	3%	579
MOUNT SINAI LABORATORY		551	25	4%	576
ADVENT HEALTH CENTRA CARE - WATERFORD LAKES		481	94	16%	575
VETERANS AFFAIRS MEDICAL CENTER - JAMES A HALEY			574	100%	574
PALM GARDEN OF PORT SAINT LUCIE		568	6	1%	574
TREE HOUSE PEDIATRICS PLLC		516	57	10%	573
KEYS AHEC SCHOOL MEDICAL CLINIC	7	494	68	12%	569
COASTAL PHYSICIANS, LLC		424	143	25%	567
LIFE CARE CENTER OF ORANGE PARK		538	28	5%	566
MINUTECLINIC LLC #1807		449	112	20%	561

COVID-19: testing by laboratory

Data through Jan 17, 2021 verified as of Jan 18, 2021 at 09:25 AM

Data in this report are provisional and subject to change.

The numbers in the table below represent the number of Florida and non-Florida residents for whom test results were received by the Department of Health. A person can be tested by more than one laboratory and can have both positive and negative results. **Therefore, the sum of the numbers in each column will be larger than the total number of people tested.**

Reporting lab	Inconclusive	Negative	Positive	Percent positive	Total
JOHN KNOX VILLAGE HEALTH CENTER		545	16	3%	561
Point of Care Testing	1	111	448	80%	560
FISHERMENS HOSPITAL CLINICAL LAB		512	47	8%	559
INTERLACHEN PEDIATRICS		532	23	4%	555
LIFE CARE CENTER OF NEW PORT RICHEY		518	31	6%	549
The Sands at South Beach		545	4	1%	549
HOLMES REGIONAL MEDICAL CENTER		5	543	99%	548
TENNESSEE DOH - NASHVILLE	2	484	62	11%	548
VITAE DIAGNOSTICS		534	13	2%	547
GULF COAST VILLAGE		517	29	5%	546
CONSULATE HEALTHCARE OF VERO BEACH	14	456	74	14%	544
ST JOHN'S NURSING CENTER		526	16	3%	542
GOLDEN GLADES NURSING & REHABILITATION CTR		533	8	1%	541
COASTAL URGENT CARE		424	114	21%	538
ECCOLAB GROUP	1	144	391	73%	536
MINUTECLINIC LLC #3236		458	78	15%	536
PROHEALTH MEDICAL CLINIC		66	469	88%	535
SEBASTIAN RIVER MEDICAL CENTER	2	401	132	25%	535
NCF DIAGNOSTICS & DNA TECHNOLOGIES	15	199	318	60%	532
SHORELINE PHYSICIAN GROUP		333	198	37%	531
SOUTHEAST ALABAMA MEDICAL CENT		482	49	9%	531
HMA SANTA ROSA MEDICAL CENTER LLC DBA		411	118	22%	529
ETHOS WELLNESS PHARMACY		490	37	7%	527
Signature HealthCare Center of Waterford		499	27	5%	526
GULF COAST MOLECULAR LABORATORIES	12	432	81	15%	525
MID-FLORIDA PATHOLOGY		413	111	21%	524
FIU-HEALTH AUXILIARY LABORATORY		479	44	8%	523
SACRED HEART HEALTH SYSTEM, INC		287	236	45%	523
THE PRESERVE		517	6	1%	523
MINUTECLINIC LLC #4612		400	122	23%	522
MINUTECLINIC LLC #3255		413	106	20%	519
ADVENT HEALTH CENTRA CARE - PORT ORANGE		65	452	87%	517
MED FAST URGENT CARE CENTER		260	256	50%	516
MEDICAL VB		394	120	23%	514
WOODLANDS MEDICAL SPECIALISTS		346	167	33%	513
INTERLACHEN PEDIATRICS PA		483	27	5%	510
CATALYST WALK IN CLINIC		394	116	23%	510
LIFE CARE CENTER OF HILLIARD		495	14	3%	509
THERADOC		152	357	70%	509
BROAD INSTITUTE CLINICAL SEQUENCING RESEARCH PLATFORM	1	492	15	3%	508
CLEWISTON NURSING AND REHABILITATION CENTER		497	9	2%	506
ER QUICKCARE PL		410	95	19%	505
MIDWAY SPECIATLY CARE CENTER		306	196	39%	502
VETERANS AFFAIRS MEDICAL CENTER - BAY PINES		17	484	97%	501
NCHMD, INC SOUTHEAST IMMEDIATE CARE		377	123	25%	500
PALM GARDEN OF VERO BEACH		460	37	7%	497

COVID-19: testing by laboratory

Data through Jan 17, 2021 verified as of Jan 18, 2021 at 09:25 AM

Data in this report are provisional and subject to change.

The numbers in the table below represent the number of Florida and non-Florida residents for whom test results were received by the Department of Health. A person can be tested by more than one laboratory and can have both positive and negative results. **Therefore, the sum of the numbers in each column will be larger than the total number of people tested.**

Reporting lab	Inconclusive	Negative	Positive	Percent positive	Total
DAVITA LABORATORY		426	70	14%	496
MINUTECLINIC LLC #1815		431	65	13%	496
PRIMARY CARE SERVICES AT ST ANDREWS ESTATES		494			494
PEDIATRICS OF CENTRAL FLORIDA PA	17	445	32	6%	494
CLINICAL PATHOLOGY LABS		386	106	22%	492
AMERICAN FAMILY CARE PENSACOLA WEST		1	489	100%	490
EDEN SPRINGS NURSING AND REHAB CENTER		377	109	22%	486
MINUTECLINIC LLC #8381		387	97	20%	484
VILLA MARIA NURSING & REHAB CENTER INC	1	472	11	2%	484
LITTLE PINE PEDIATRICS		320	163	34%	483
CLARITY LABS		419	64	13%	483
FORT MYERS INTERNAL MEDICINE, LLC		435	47	10%	482
MINUTECLINIC, LLC #3245		347	131	27%	478
MEDICAL CONSULTANTS OF FLORIDA, LLC		387	90	19%	477
LPG COCONUT POINT		388	89	19%	477
JACKSON MEMORIAL LONG TERM CARE CENTER		459	16	3%	475
MAIN STREET MEDICAL CENTER		110	363	77%	473
NORTH FLORIDA PEDIATRICS PA		401	72	15%	473
ADVENTHEALTH MEDICAL GROUP PROMPT CARE		334	135	29%	469
EMERALD SHORES HEALTH AND REHABILITATION		381	87	19%	468
ST CLOUD REGIONAL MEDICAL CENTER CLINICAL LAB		394	74	16%	468
CRUCIAL CARE EMERGENCY MEDICINE DOCTORS		368	99	21%	467
OPTUMCARE FLORIDA LLC		323	142	31%	465
DOH - INDIAN RIVER		397	67	14%	464
STEWART ROCKLEDGE HOSPITAL		350	112	24%	462
VETERANS AFFAIRS MEDICAL CENTER		40	422	91%	462
NEW YORK HOSPITAL LABORATORIES	1	448	12	3%	461
J AND G MEDICAL GROUP LLC		387	73	16%	460
BALDOMERO LOPEZ STATE VETERANS NURSING HOME	2	455	3	1%	460
HEALTH CENTER AT BRENTWOOD	1	415	42	9%	458
DOCTORS CENTER,THE		358	99	22%	457
CHILDRENS MEDICAL ASSOCIATION		416	41	9%	457
RIVER GARDEN HEBREW HOME FOR THE AGED		404	53	12%	457
MEMORIAL PEMBROKE 24/7 CARE CENTER		347	109	24%	456
NSPIRE HEALTHCARE MIAMI LAKES	7	437	12	3%	456
Crestview Rehabilitation Center	3	328	124	27%	455
ENZO CLINICAL LABS INC	3	433	19	4%	455
GROWING TOGETHER PEDIATRICS LLC		415	39	9%	454
CARE ONE OF FLORIDA LLC		280	174	38%	454
CITY MEDICAL OF NEW JERSEY, PC		418	36	8%	454
VALENCIA HILLS HEALTH AND REHABILITATION CENTER		438	12	3%	450
CYPRESS VILLAGE	1	431	16	4%	448
JACKSON MEMORIAL PERDUE MEDICAL CENTER		428	19	4%	447
MEDIQUICK URGENT CARE CENTERS INC		154	290	65%	444
MEDFAST URGENT CARE CENTERS		166	278	63%	444
LIFE CARE CENTER OF PENSACOLA		405	39	9%	444

COVID-19: testing by laboratory

Data through Jan 17, 2021 verified as of Jan 18, 2021 at 09:25 AM

Data in this report are provisional and subject to change.

The numbers in the table below represent the number of Florida and non-Florida residents for whom test results were received by the Department of Health. A person can be tested by more than one laboratory and can have both positive and negative results. **Therefore, the sum of the numbers in each column will be larger than the total number of people tested.**

Reporting lab	Inconclusive	Negative	Positive	Percent positive	Total
Plantation Bay Rehabilitation Center		432	12	3%	444
CAPE CANAVERAL HOSPITAL		257	187	42%	444
MEDICAL CENTER CLINIC-IMMEDIATE CARE	1	355	86	19%	442
SPECTOR SCIENTIFIC LAB	1	195	246	56%	442
EAST LAKE PEDIATRICS		367	72	16%	439
SMA SPECIALTY MEDICAL LAB		117	321	73%	438
ADVENT HEALTH CENTRA CARE - WINTER PARK		293	142	33%	435
LAUDERDALE NURSING CENTER LLC	1	414	19	4%	434
FOUNTAIN MANOR HEALTH AND REHAB CENTER	1	418	15	3%	434
BOND AND STEELE CLINIC PA		279	153	35%	432
TELESCOPE HEALTH LLC	3	341	88	20%	432
FIRST QUALITY LABORATORY		402	28	7%	430
VITAS HEALTHCARE CORP OF CENTRAL FL		419	11	3%	430
AVECINA MEDICAL JULINGTON	1	240	189	44%	430
HARTS HARBOR HEALTH CARE CENTER		411	19	4%	430
Good Samaritan Society Kissimmee Village		365	64	15%	429
MANOR AT CARPENTERS		403	26	6%	429
MOORINGS PARK INSTITUTE, INC, THE		411	17	4%	428
NEW PLANT CITY FAMILY CARE	1	225	201	47%	427
PALM GARDEN OF JACKSONVILLE	2	355	69	16%	426
DIAMOND RIDGE HEALTH AND REHABILITATION CENTER		406	20	5%	426
THE PALACE AT HOMESTEAD	1	408	15	4%	424
FLO-MEDILAB SERVICES LLC		186	238	56%	424
PENSACOLA PEDIATRICS	1	252	170	40%	423
FLORIDA DEPT OF HEALTH IN BREVARD COUNTY	3	360	60	14%	423
NCH HEALTHCARE BONITA		304	117	28%	421
GARCIA CLINICAL LABORATORY		28	392	93%	420
CARENOW URGENT CARE - FORT PIERCE		226	194	46%	420
SABAL PALMS HEALTH AND REHAB		376	43	10%	419
The Manor at Blue Water Bay		362	57	14%	419
WILLOW BROOKE COURT AT INDIAN RIVER ESTATES		374	44	11%	418
SOUTHERN OAKS CARE CENTER	1	386	31	7%	418
MINUTECLINIC LLC #1350		337	79	19%	416
EXPRESS URGENT CARE LLC		1	415	100%	416
LEHIGH REGIONAL MEDICAL CENTER LAB		371	44	11%	415
PHYSICIANS PRIMARY CARE LAB		360	54	13%	414
HILLCREST HEALTH CARE & REHABILITATION CENTER	2	403	8	2%	413
MEDONE URGENT CARE AT ST. AUGUSTINE		111	302	73%	413
FAMILY HEALTH CENTERS OF SWF LABS	2	339	72	17%	413
Q ANSWER LAB	1	375	36	9%	412
FLAGLER COUNTY HEALTH DEPARTMENT	1	332	77	19%	410
MINUTECLINIC LLC #3671		366	44	11%	410
WILLISTON CARE CENTER		362	48	12%	410
ST ANDREWS BAY SKILLED NURSING &		356	53	13%	409
Colonial Lakes Health Care		384	25	6%	409
PARKLANDS FACILITY INC	4	384	19	5%	407

COVID-19: testing by laboratory

Data through Jan 17, 2021 verified as of Jan 18, 2021 at 09:25 AM

Data in this report are provisional and subject to change.

The numbers in the table below represent the number of Florida and non-Florida residents for whom test results were received by the Department of Health. A person can be tested by more than one laboratory and can have both positive and negative results. **Therefore, the sum of the numbers in each column will be larger than the total number of people tested.**

Reporting lab	Inconclusive	Negative	Positive	Percent positive	Total
CLIFFORD CHESTER SIMS STATE VETERANS		399	7	2%	406
REDI MED LLC		287	118	29%	405
PROFESSIONAL HEALTH EXAMINERS		349	55	14%	404
GOLDEN GATE FAMILY CLINIC		83	319	79%	402
LOOP PEDIATRICS PA	2	321	79	20%	402
TIDE LABORATORIES		358	43	11%	401
MINUTECLINIC LLC		356	45	11%	401
24 HOUR PEDIATRIC CARE CENTER	1	359	40	10%	400
BOCA GRANDE HEALTH CLINIC		380	20	5%	400
WEST GABLES HEALTH CARE CENTER		389	10	3%	399
APP-UNIPATH, LLC	2	381	14	4%	397
VETERANS AFFAIRS MEDICAL CENTER - GAINESVILLE		2	394	99%	396
HALIFAX MEDICAL CENTER-PORT ORANGE LAB		331	65	16%	396
MINI ER AND URGENT CARE		289	105	27%	394
AMERICA'S PHARMACY LLC		346	47	12%	393
HERON POINTE HEALTH AND REHABILITATION	1	389	3	1%	393
PALM GARDEN OF OCALA		330	62	16%	392
MINUTECLINIC LLC #3637		284	108	28%	392
RICARDO NAVARRO DO PA		340	51	13%	391
PALM GARDEN OF TAMPA		376	14	4%	390
BARBER		13	376	97%	389
BROOKDALE PALMER RANCH	1	337	51	13%	389
JACKSONVILLE BEACH PEDIATRIC CARE CENTER		345	43	11%	388
NEW YORK PRESBYTERIAN - CUMC CLINICAL		370	17	4%	387
HARBOUR HEALTH CENTER		374	13	3%	387
MANOR CARE HEALTH SERVICES - FT MYERS		374	10	3%	384
MAYFLOWER ASSISTED LIVING		380	2	1%	382
CALHOUN LIBERTY HOSPITAL		272	110	29%	382
ADVENT HEALTH CENTRA CARE - WINTER HAVEN	1	180	201	53%	382
GENOME LLC	2	339	39	10%	380
PEDIATRIC HEALTHCARE ALLIANCE PA		340	37	10%	377
BAYA PHARMACY WEST		8	368	98%	376
DIAMOND RIDGE HEALTH AND REHABILITATION		357	18	5%	375
SANTA ROSA CENTER FOR REHABILITATION AND HEALING		313	61	16%	374
MEDONE URGENT CARE CENTER		149	222	60%	371
HENDRY REGIONAL MEDICAL CENTER		107	264	71%	371
URGENT CARE BETHESDA	1	318	52	14%	371
NAVAL HOSPITAL - JACKSONVILLE		41	329	89%	370
CAREMED CLINIC LLC		223	145	39%	368
Solaris HealthCare Windermere		353	15	4%	368
Ocala Health and Rehabilitation Center		349	18	5%	367
BALDWIN PEDIATRICS	1	343	21	6%	365
ADVENT HEALTH - TAMPA		148	217	59%	365
ORLANDO HEALTH CENTER FOR REHABILITATION		352	9	2%	361
VITAS LUTHERAN TOWERS INPATIENT PROGRAM		305	56	16%	361
FERNANDINA BEACH REHAB AND NURSING	1	349	11	3%	361

COVID-19: testing by laboratory

Data through Jan 17, 2021 verified as of Jan 18, 2021 at 09:25 AM

Data in this report are provisional and subject to change.

The numbers in the table below represent the number of Florida and non-Florida residents for whom test results were received by the Department of Health. A person can be tested by more than one laboratory and can have both positive and negative results. **Therefore, the sum of the numbers in each column will be larger than the total number of people tested.**

Reporting lab	Inconclusive	Negative	Positive	Percent positive	Total
BAPTIST PRIMARY CARE	2	277	81	23%	360
FAIR HAVENS CENTER, OPCO		355	5	1%	360
PALMS OF SEBRING		334	25	7%	359
BUFFALO CROSSING HEALTHCARE & REHABILITATION CTR		346	11	3%	357
INFORM DIAGNOSTICS		349	7	2%	356
VRL EUROFINs		343	13	4%	356
ADVENT HEALTH CENTRA CARE - LAKE MARY	2	104	249	70%	355
CITRUS NURSING CENTER LLC		331	23	6%	354
UR MEDICINE LABS- CENTRAL LABORATORY		337	16	5%	353
TREASURE COAST COMMUNITY HEALTH	3	304	46	13%	353
KETAMINE HEALTH CENTERS LLC		323	29	8%	352
AFC URGENT CARE SEMINOLE			351	100%	351
ABBAY DELRAY		344	5	1%	349
BAYSHORE DIAGNOSTICS		309	40	11%	349
SPRING HILL HEALTH AND REHABILITATION CENTER		334	15	4%	349
Stacey Health Care Centers Inc. dba Riverside Care Center		321	28	8%	349
SANFORD LABORATORIES		325	23	7%	348
MY CLINICAL LAB		224	123	35%	347
SOLARIS HEALTHCARE MERRITT ISLAND		319	28	8%	347
MANOR OAKS NURSING & REHAB CENTER	2	343	1	0%	346
THE PALACE MANAGEMENT - THE PALACE AT CORAL GABLES		344	2	1%	346
CONSULATE HEALTH CARE OF BAYONET POINT	3	336	7	2%	346
PROJECT HEALTH INC	1	265	80	23%	346
INDIAN RIVER CTR, LLC		310	35	10%	345
CLARIDGE HOUSE NURSING CENTER		328	16	5%	344
CORAL BAY HEALTHCARE AND REHABILITATION	1	330	12	3%	343
VILLAGE AT VIENNA SQUARE,THE□	6	329	8	2%	343
CHILDRENS MEDICAL ASSOCIATION PA		304	38	11%	342
CARE ONE OF FLORIDA	1	226	115	34%	342
HEALTH DESIGNS		328	13	4%	341
FLORIDA HOSPITAL WAUCHULA		235	106	31%	341
EAST LAKE PEDIATRICS PA		308	32	9%	340
ADVENT HEALTH CENTRA CARE - PALM COAST		80	260	76%	340
FLORIDA HOSPITAL MEDICAL GROUP		248	91	27%	339
SELECT REFERENCE LABORATORIES, LLC	1	326	12	4%	339
CONTINENTAL CLINICAL RESEARCH, LLC		331	8	2%	339
SIPARADIGM, DIAGNOSTIC INFORMATICS		273	65	19%	338
ARCPPOINTS LABS		294	41	12%	335
NORTH FLORIDA REHABILITATION & SPECIALTY CARE□		332	3	1%	335
SOLARIS HEALTHCARE LAKE CITY		274	61	18%	335
FLORIDA GULF COAST UNIVERSITY		181	153	46%	334
SIGNATURE HEALTHCARE OF BROOKWOOD GARDENS		332	1	0%	333
RUSKIN HEALTH CENTER		221	111	33%	332
ORCHARD PARK HEALTH & REHABILITATION		328	4	1%	332
ADVENT HEALTH CENTRA CARE - LEESBURG		13	318	96%	331
DBI HEALTH INC		317	14	4%	331

COVID-19: testing by laboratory

Data through Jan 17, 2021 verified as of Jan 18, 2021 at 09:25 AM

Data in this report are provisional and subject to change.

The numbers in the table below represent the number of Florida and non-Florida residents for whom test results were received by the Department of Health. A person can be tested by more than one laboratory and can have both positive and negative results. **Therefore, the sum of the numbers in each column will be larger than the total number of people tested.**

Reporting lab	Inconclusive	Negative	Positive	Percent positive	Total
CORE DIAGNOSTIC LABORATORIES LLC		237	93	28%	330
NORTH PINELLAS STATMED QUICK QUALITY CLINICS		236	93	28%	329
MANOR CARE NURSING CENTER OF SARASOTA FL LLC		307	22	7%	329
PHYSICIANS STAT LAB INC		277	51	16%	328
USAFSAM/PHE		174	153	47%	327
TRI-COUNTY NURSING AND REHABILITATION CENTER INC		311	15	5%	326
HOPE HOSPICE AND COMMUNITY SERVICES INC	11	304	10	3%	325
BLOUNTSTOWN REHABILITATION CENTER LLC		223	101	31%	324
USF MORSANI CENTER FOR ADVANCED HEALTH CARE		275	48	15%	323
MEDSCAN LABORATORY INC	1	163	158	49%	322
BROOKSVILLE HEALTHCARE CENTER LLC		318	4	1%	322
BENTON PEDIATRICS INC		291	31	10%	322
SUWANNEE HEALTH AND REHABILITATION CENTER		316	5	2%	321
MIDWAY SPECIALTY CARE CENTER	3	203	113	35%	319
Life Care Center at Wells Crossing		300	17	5%	317
FLORIDA DEPARTMENT OF HEALTH IN CALHOUN COUNTY		223	93	29%	316
Life Care Center of Ocala		277	38	12%	315
SOLARIS HEALTHCARE PARKWAY	2	305	7	2%	314
CLERMONT HEALTH AND REHABILITATION CENTER		296	18	6%	314
CORAL TRACE HEALTH CARE	2	307	5	2%	314
MEDFAST URGENT CARE CENTER		83	230	73%	313
GENESIS MEDICAL LABORATORY MIAMI FL.		83	230	73%	313
MINUTECLINIC LLC, #10357		312	1	0%	313
Timberridge Center for Rehabilitation and Healing		286	26	8%	312
MINUTECLINIC LLC #8927		252	60	19%	312
HAINES CITY REHABILITATION AND NURSING CENTER		289	22	7%	311
XPRESS URGENT CARE	3	253	54	17%	310
HEALTH CENTRAL PARK		244	66	21%	310
SHORE ACRES CARE CENTER		279	30	10%	309
Palmetto Subacute Care Center		299	8	3%	307
SEMINOLE NURSING PAVILION		300	7	2%	307
MEDEXPRESS LUTZ		3	304	99%	307
Manatee Springs Rehabilitation and Nursing Center		289	18	6%	307
VETERANS AFFAIRS MEDICAL CENTER - LAKE CITY		52	255	83%	307
ASAP LAB LLC		200	106	35%	306
MINUTECLINIC LLC #5187		262	43	14%	305
VIERA HOSPITAL, INC		222	82	27%	304
EXPRESS PHARMACY		279	25	8%	304
Quest Diag Unspecifd	1	180	123	40%	304
LIFE CARE PONTE VEDRA INC		298	5	2%	303
FLORIDA DEPARTMENT OF HEALTH CLAY COUNTY	1	211	91	30%	303
Darcy Hall Of Life Care		302			302
PALM GARDEN OF CLEARWATER		284	18	6%	302
AFC URGENT CARE CLEARWATER	1	121	180	60%	302
FLORIDA HOSPITAL HEARTLAND MED CTR LAKE PLACID		219	82	27%	301
LIFEBRITE	1	123	177	59%	301

COVID-19: testing by laboratory

Data through Jan 17, 2021 verified as of Jan 18, 2021 at 09:25 AM

Data in this report are provisional and subject to change.

The numbers in the table below represent the number of Florida and non-Florida residents for whom test results were received by the Department of Health. A person can be tested by more than one laboratory and can have both positive and negative results. **Therefore, the sum of the numbers in each column will be larger than the total number of people tested.**

Reporting lab	Inconclusive	Negative	Positive	Percent positive	Total
MICHAEL A MIDDLETON MD PA□		291	10	3%	301
Cypress Cove Care Center		200	100	33%	300
SOLARIS HEALTHCARE OSCEOLA		291	9	3%	300
BREVARD HEALTH ALLIANCE		119	179	60%	298
ADVENT HEALTH CENTRA CARE - TITUSVILLE		56	241	81%	297
AFC URGENT CARE TYRONE		2	295	99%	297
KEY WEST HEALTH AND REHAB	1	289	6	2%	296
SANDBAY URGENT CARE		237	59	20%	296
DXTERITY DIAGNOSTICS	1	283	12	4%	296
BUENA VISTA URGENT CARE		264	32	11%	296
Solaris Healthcare Daytona	1	264	30	10%	295
SOLARIS HEALTHCARE BAYONET POINT		283	12	4%	295
HEALTHY STEPS PEDIATRICS		257	36	12%	293
DELTONA HEALTH CARE		270	23	8%	293
POINT WASHINGTON MEDICAL CLINIC		138	154	53%	292
PHYSICIANS REGIONAL WALK-IN		185	107	37%	292
NORTHWEST MEDICAL CENTER CLINICAL LABORATORY		175	117	40%	292
RIVER TOWN DIAGNOSTIC LLC		189	102	35%	291
AFC URGENT CARE FAMILY CARE			289	100%	289
MANORCARE HEALTH SERVICES - VENICE		239	50	17%	289
FAIRWAY OAKS CENTER LLC	6	277	6	2%	289
AUBURN UNIVERSITY MEDICAL CLINIC		227	62	21%	289
SUNRISE URGENT CARE ASSOCIATES LLC D/B/A	2	69	217	75%	288
LAKELAND REGIONAL HEALTH SYSTEMS INC		20	266	93%	286
AVELLINO LAB USA, INC	1	274	10	4%	285
Palm Garden of Largo		284	1	0%	285
LabCorp (Non-Interfaced)	1	114	170	60%	285
SPECIALTY HEALTH AND REHABILITATION CENTER		260	25	9%	285
BIOCEPT		268	16	6%	284
MEDICAL CENTER OF DELTONA, INC		217	65	23%	282
FLORIDA DEPARTMENT OF HEALTH		248	34	12%	282
STARKE FAMILY MEDICAL CENTER		225	57	20%	282
ASCEND CLINICAL	2	232	48	17%	282
CARENOW	2	148	132	47%	282
BOCA BIOLISTICS REFERENCE LABORATORY	2	185	95	34%	282
Bayside Care Center	1	261	19	7%	281
PALM GARDEN OF GAINESVILLE	2	277	2	1%	281
BAY VILLAGE OF SARASOTA INC		278	3	1%	281
GOOD SAMARITAN SOCIETY-DAYTONA		276	5	2%	281
GANDY CROSSING CARE CENTER	1	267	12	4%	280
MEDIPATH		15	263	95%	278
Marshall Health and Rehabilitation Center		261	16	6%	277
SPRINGTREE REHAB & HEALTH CARE CENTER		261	16	6%	277
PRUITT HEALTH-SANTA ROSA		275	2	1%	277
PruittHealth Santa Rosa		195	81	29%	276
PALM GARDEN OF ORLANDO		244	31	11%	275

COVID-19: testing by laboratory

Data through Jan 17, 2021 verified as of Jan 18, 2021 at 09:25 AM

Data in this report are provisional and subject to change.

The numbers in the table below represent the number of Florida and non-Florida residents for whom test results were received by the Department of Health. A person can be tested by more than one laboratory and can have both positive and negative results. **Therefore, the sum of the numbers in each column will be larger than the total number of people tested.**

Reporting lab	Inconclusive	Negative	Positive	Percent positive	Total
ROLLINS COLLEGE WELLNESS CENTER		130	144	53%	274
ST JAMES HEALTH AND REHABILITATION CENTER		192	82	30%	274
PruittHealth Panama City	1	222	51	19%	274
WESTCHESTER GARDENS LIMITED PARTNERSHIP		268	5	2%	273
Bardmoor Oaks Healthcare and Rehabilitation Center		269	4	1%	273
VILLAGE DOCTORS FAMILY MEDICAL CENTER OF		218	55	20%	273
ELLENTON PEDIATRICS		255	17	6%	272
BRIDGEWATER PARK HEALTH AND REHAB		257	15	6%	272
PALMETTO FAMILY HEALTHCARE	1	166	105	39%	272
AVENTURA REHAB AND NURSING CENTER		266	5	2%	271
OSPREY LODGE		228	42	16%	270
HARDEE MANOR HEALTH CARE CENTER	1	266	3	1%	270
SERENADES IN THE VILLAGES		216	54	20%	270
SEA BREEZE REHAB AND NURSING CENTER		264	6	2%	270
AURORA DIAGNOSTICS BERNHARDT LABORATORIES PATHOLOGY SERVICE		190	80	30%	270
OCEAN VIEW NURSING AND REHAB CENTER		258	10	4%	268
Premier Place at The Glenview		260	8	3%	268
CARITHERS PEDIATRIC GROUP		233	35	13%	268
ADVENT HEALTH CENTRA CARE - ALTAMONTE SPRINGS		159	109	41%	268
ST JUDE CHILDREN'S RESEARCH HOSPITAL		254	13	5%	267
CONSULATE HEALTH CARE OF SAFETY HARBOR		262	5	2%	267
ADVENT HEALTH CENTRA CARE - ORMOND BEACH		113	153	58%	266
HOMESTEAD MANOR	2	223	40	15%	265
ORCHARD RIDGE CARE AND REHABILITATION CENTER		254	10	4%	264
SIGNATURE HEALTHCARE OF NORTH FLORIDA		261	2	1%	263
Glades West Rehabilitation and Nursing Center		253	8	3%	261
ROSEWOOD HEALTH AND REHABILITATION CENTER		250	11	4%	261
LUTHERAN HAVEN		255	6	2%	261
ARGO SENIOR LIVING AT HAVERHILL		249	12	5%	261
LAKE EUSTIS HEALTH AND REHABILITATION CENTER		254	6	2%	260
CLIFFORD CHESTER SIMS VA NURSING HOME		251	9	3%	260
FL HUD DESTIN, LLC D/B/A GRAND BOULEVARD HEALTH		227	33	13%	260
AMERICAN RESEARCH LABS		86	173	67%	259
HEARTLAND PEDIATRICS OF LAKE WALES		226	33	13%	259
CONSULATE HEALTHCARE OF KISSIMMEE		247	12	5%	259
Destin Healthcare and Rehabilitation Center	1	250	8	3%	259
SUN COUNTRY PEDIATRICS PLLC	6	229	24	9%	259
FLORIDA WOMAN CARE LABORATORY LLC		232	26	10%	258
QUALITOX LABORATORIES		105	151	59%	256
PERSONALIZED GENETIC TESTING	1	162	92	36%	255
CRONOS CLINICAL LABORATORY	17	167	71	28%	255
PINES OF SARASOTA		252	3	1%	255
TAMARAC REHABILITATION & HEALTH CENTER		254	1	0%	255
SPRINGS AT BOCA CIEGA BAY,THE		245	9	4%	254
KISSIMMEE FACILITY OPERATIONS LLC		243	11	4%	254
renaissance health and rehabilitation center		240	12	5%	252

COVID-19: testing by laboratory

Data through Jan 17, 2021 verified as of Jan 18, 2021 at 09:25 AM

Data in this report are provisional and subject to change.

The numbers in the table below represent the number of Florida and non-Florida residents for whom test results were received by the Department of Health. A person can be tested by more than one laboratory and can have both positive and negative results. **Therefore, the sum of the numbers in each column will be larger than the total number of people tested.**

Reporting lab	Inconclusive	Negative	Positive	Percent positive	Total
MINUTECLINIC, LLC # 4469		205	46	18%	251
DAVID SCOTT MADWAR MD PA□		226	25	10%	251
NORTH FLORIDA MEDICAL GROUP		174	77	31%	251
EPN URGENT CARE		43	207	83%	250
LIFE CARE CENTER OF WINTER HAVEN		234	16	6%	250
MANOR CARE OF BOYNTON BEACH LLC		236	14	6%	250
BEAR CREEK NURSING CENTER		246	3	1%	249
HEATHER HILL HEALTHCARE CENTER		207	41	17%	248
SHELL POINT VILLAGE MEDICAL CENTER		246	1	0%	247
MARTIN MEMORIAL MEDICAL CENTER LAB		128	118	48%	246
COLOR GENOMICS, INC.	2	237	6	2%	245
SABAL DIRECT PRIMARY CARE, PA		202	43	18%	245
MINUTECLINIC LLC #6007		194	51	21%	245
Fernandina Beach Rehabilitation and Nursing Center		243	1	0%	244
CARRINGTON PLACE OF ST PETE LLC		240	4	2%	244
DIAGNOSTIC & CLINICAL CARE SERVICES INC DBA		199	45	18%	244
HARDEE COUNTY HEALTH DEPARTMENT		187	57	23%	244
HARBOURWOOD	1	238	4	2%	243
BROWARD NURSING & REHABILITATION CTR	8	231	4	2%	243
ROSEWOOD HEALTHCARE & REHABILITATION CENTER		239	4	2%	243
Solaris Healthcare Lake Bennet		211	31	13%	242
MALABAR/ADVENT CENTRA CARE		48	194	80%	242
Rehabilitation Center for Park Place LLC		236	6	2%	242
The Care Center at Pinellas Park	1	232	8	3%	241
GOOD SAMARITAN CARES		236	5	2%	241
AFC URGENT CARE		65	176	73%	241
PROTEUS MOLECULAR AND CLINICAL LAB	1	148	91	38%	240
BRISTOL AT TAMPA, THE	3	229	8	3%	240
LITTLE PINE PEDIATRICS PLLC		202	37	15%	239
QUICK CARE MED		186	52	22%	238
ROSEN MEDICAL CENTER		209	29	12%	238
VILLAGE DOCTORS OF KEYSTONE		175	63	26%	238
RULEME CENTER	2	218	17	7%	237
ADVENT HEALTH CENTRA CARE - UNIVERSITY	1	95	140	59%	236
Heritage Healthcare at Tallahassee		232	4	2%	236
OAK HAMMOCK AT THE UNIVERSITY OF FLORIDA		229	6	3%	235
Vi at Lakeside Village Skilled Nursing		230	5	2%	235
ARCHER HEALTH VENTURES, LLC		210	25	11%	235
BAY TREE CARE AND REHABILITATION CENTER		197	37	16%	234
REGENTS PARK AT AVENTURA		221	13	6%	234
PRIMARY CARE SOUTH INC		27	207	88%	234
JACKSON PLAZA NURSING & REHAB CENTER	2	225	6	3%	233
TUSKAWILLA NURSING AND REHAB CENTER	2	224	7	3%	233
MEMPHIS PATHOLOGY LABORATORY	4	212	17	7%	233
BRENTWOOD RETIREMENT COMMUNITY	5	199	28	12%	232
Bay Breeze Senior Living and Rehabilitation Center		181	51	22%	232

COVID-19: testing by laboratory

Data through Jan 17, 2021 verified as of Jan 18, 2021 at 09:25 AM

Data in this report are provisional and subject to change.

The numbers in the table below represent the number of Florida and non-Florida residents for whom test results were received by the Department of Health. A person can be tested by more than one laboratory and can have both positive and negative results. **Therefore, the sum of the numbers in each column will be larger than the total number of people tested.**

Reporting lab	Inconclusive	Negative	Positive	Percent positive	Total
BUREAU OF CLINICAL LABORATORIES		194	37	16%	231
PEBBLEBROOK PHARMACY		172	58	25%	230
SAINTS 120 LLC	1	195	33	14%	229
LAKE PARK OF MADISON		224	5	2%	229
SILVER CREEK SENIOR LIVING COMMUNITY		224	4	2%	228
SERANADES BY SONATA WEST ORANGE		206	22	10%	228
PALM GARDEN OF AVENTURA		227	1	0%	228
PIONEER CLINICAL LAB, LLC		144	83	37%	227
SAMANTHA WILSON CARE CENTER		219	8	4%	227
ADVENT HEALTH CENTRA CARE - COLONIAL TOWN	1	175	51	22%	227
ELMHURST HOSPITAL CENTER	1	216	10	4%	227
ADVENT HEALTH CENTRA CARE		104	122	54%	226
Solaris Healthcare Coconut Creek		224	2	1%	226
MANDARIN PEDIATRICS		209	17	8%	226
CHIPOLA HEALTH AND REHAB		209	17	8%	226
TALLAHASSEE NHHI LLC	1	209	15	7%	225
PARKS HEALTHCARE & REHABILITATION CTR	4	211	10	4%	225
NEMOURS CHILDREN'S HOSPITAL		201	24	11%	225
TGH		1	224	100%	225
TERRACES OF LAKE WORTH CARE CENTER		217	8	4%	225
SILVERCREST HEALTH AND REHABILITATION CENTER	3	216	6	3%	225
LYNN HAVEN SPORTS COMPLEX-WALKON CLINIC		20	204	91%	224
LEHIGH VALLEY GENOMICS			224	100%	224
PEDIATRIC HEALTH CARE ALLIANCE, PA		201	21	9%	222
LONGWOOD FAMILY PRACTICE		178	44	20%	222
RIVERS FAMILY MEDICINE PA		162	59	27%	221
MOLECULAR TESTING LABS		179	41	19%	220
TIERRA PINES CENTER		209	11	5%	220
AVANTE AT MT DORA		218	2	1%	220
WOOD LAKE HEALTH AND REHABILITATION CENTER		219			219
Boynton Beach Rehabilitation Center	2	213	4	2%	219
ABBOTT LABORATORIES		142	77	35%	219
TIDEWELL HOSPICE INC		215	3	1%	218
FAMILY CARE PARTNERS OF NORTHEAST FLORIDA LLC		156	62	28%	218
FAMILY HEALTH CENTERS OF SOUTHWEST FLORIDA INC		173	45	21%	218
THE MANOR AT CARPENTERS		185	32	15%	217
ATLANTIC SHORES NURSING AND REHAB CENTER		210	7	3%	217
LAKE PORT SQUARE		200	17	8%	217
Sunset Point Center		214	2	1%	216
ST. CLOUD REGIONAL MEDICAL CENTER		199	17	8%	216
ST PETERSBURG PEDIATRICS	1	179	36	17%	216
KENNEDY PAIN CLINIC GROUP LLC		189	26	12%	215
Consulate Health Care of North Fort Myers		203	12	6%	215
W FRANK WELLS NURSING HOME		188	27	13%	215
GATEWAY/ADVENT CENTRA CARE	1	24	189	88%	214
CROSS POINTE CARE CENTER	2	212			214

COVID-19: testing by laboratory

Data through Jan 17, 2021 verified as of Jan 18, 2021 at 09:25 AM

Data in this report are provisional and subject to change.

The numbers in the table below represent the number of Florida and non-Florida residents for whom test results were received by the Department of Health. A person can be tested by more than one laboratory and can have both positive and negative results. **Therefore, the sum of the numbers in each column will be larger than the total number of people tested.**

Reporting lab	Inconclusive	Negative	Positive	Percent positive	Total
SOLARIS HEALTHCARE IMPERIAL		209	5	2%	214
BLOCK, NATION, CHASE, AND SMOLEN FAMILY MEDICINE		157	56	26%	213
USA HEALTH UNIVERSITY HOSPITAL CLINICAL LABORATORY	1	209	3	1%	213
EDGEWATER AT WATERMAN VILLAGE,THE		201	12	6%	213
ManorCare Health Services-Palm Harbor	1	212			213
PCB CLINIC		167	45	21%	212
POCONO MEDICAL CENTER		212			212
SUNRISE DIAGNOSTIC LABORATORY		158	53	25%	211
BAYA POINTE NURSING AND REHABILITATION		129	82	39%	211
AVECINA MOBILE		118	93	44%	211
FLORIDA DEPARTMENT OF HEALTH IN LIBERTY COUNTY	2	135	74	35%	211
CONSULATE HEALTH CARE OF WINTER HAVEN		209	2	1%	211
FELLOWSHIP HOME AT THE FAIRWAY LLC		204	6	3%	210
CLINICAL PATHOLOGY LABS INC		208	2	1%	210
HAVEN OF OUR LADY OF PEACE INC		202	8	4%	210
FLORIDA CLINICAL LABORATORY-BIOREFERENCE LABORATORIES		67	143	68%	210
AMEERAH LABS, LLC	2	159	48	23%	209
PEDIATRIC HEALTHCARE ALLIANCE		189	20	10%	209
DIGNITY HEALING, LLC		198	11	5%	209
Chatsworth at PGA National, LLC		201	8	4%	209
The Palace Nursing and Rehabilitation Center		209			209
FG RAPID RESULTS	2	115	92	44%	209
Taylor Care Center		204	4	2%	208
REHABILITATION CENTER OF LAKE CITY, THE		182	26	13%	208
WESTWOOD HEALTHCARE SNF		173	34	16%	207
ACCURATE DIAGNOSTIC LABS, INC		194	13	6%	207
PEDIATRICS IN BREVARD PA		188	19	9%	207
DOCTORS MEMORIAL FAMILY MEDICINE	2	142	63	30%	207
AMERICAN HOUSE SENIOR LIVING		171	35	17%	206
PALM GARDEN OF WINTER HAVEN		190	15	7%	205
HOMESTEAD VILLAGE		201	3	1%	204
ORANGE BLOSSOM FAMILY HEALTH		190	14	7%	204
MIAMI JEWISH HEALTH SYSTEMS, INC	1	196	7	3%	204
BOND CLINIC PA PEDIATRICS DEPT		177	27	13%	204
ORANGE COUNTY HEALTH DEPT		196	8	4%	204
Lake Port Square Health Center		189	14	7%	203
ST LUCIE EMPLOYEE HEALTH & WELLNESS CENTER		200	3	1%	203
VETERANS AFFAIRS MEDICAL CENTER - MIAMI			203	100%	203
FULGENT GENETICS	2	162	39	19%	203
POLK COUNTY HEALTH DEPARTMENT		178	24	12%	202
HEALTH FIRST - HOLMES REGIONAL MEDICAL CENTER		32	170	84%	202
SUNLAND MARIANNA COX MEDICAL CENTER		173	28	14%	201
SIGNATURE HEALTHCARE AT THE COURTYARD		155	46	23%	201
VAMC WEST PALM LAB		5	196	98%	201
Governors Creek Health and Rehabilitation	1	198	2	1%	201
OCALA FAMILY MEDICAL CENTER INC	1	160	40	20%	201

COVID-19: testing by laboratory

Data through Jan 17, 2021 verified as of Jan 18, 2021 at 09:25 AM

Data in this report are provisional and subject to change.

The numbers in the table below represent the number of Florida and non-Florida residents for whom test results were received by the Department of Health. A person can be tested by more than one laboratory and can have both positive and negative results. **Therefore, the sum of the numbers in each column will be larger than the total number of people tested.**

Reporting lab	Inconclusive	Negative	Positive	Percent positive	Total
Lakewood Nursing Center		175	26	13%	201
FAMILY CARE PARTNERS OF NE FLORIDA LLC		143	58	29%	201
Cross Gardens Care Center		198	1	1%	199
FLORIDA HEART & VASCULAR MULTISPECIALTY GROUP PA		132	67	34%	199
SOLARIS SENIOR LIVING VERO BEACH		192	7	4%	199
GRAND COURT TAMPA		198	1	1%	199
TRENTON MEDICAL CENTER INC DBA PALMS MEDICAL GROUP	4	140	55	28%	199
ADVENT HEALTH - CARROLLWOOD	4	169	25	13%	198
PATHGROUP LABS LLC		94	104	53%	198
DEPARTMENT OF HEALTH & HUMAN SERVICES		198			198
HCSO OCCUPATIONAL HEALTH AND WELLNESS CENTER		152	45	23%	197
COMMUNITY HEALTH AND REHABILITATION CENTER		166	31	16%	197
GLENRIDGE ON PALMER RANCH,THE		189	7	4%	196
Life Care Center of Punta Gorda	1	183	11	6%	195
MACTOWN, INC		194	1	1%	195
CORAL REEF NURSING & REHAB CENTER		192	2	1%	194
Solaris Senior Living North Naples ALF		187	6	3%	193
WIREGRASS DIRECT PRIMARY CARE PLLC		164	29	15%	193
FIRST CHOICE PEDIATRICS		126	67	35%	193
Avante at Orlando		190	3	2%	193
SUPERIOR RESIDENCES OF PANAMA CITY BEACH		187	6	3%	193
HOLIDAY CVS LLC DBA CVS/PHARMACY #0440		190	3	2%	193
San Jose Health & Rehabilitation		190	2	1%	192
Bayside Health and Rehabilitation		164	28	15%	192
SOUTHWEST ORLANDO FAMILY MEDICINE, PL		155	37	19%	192
ASSOCIATESMD MEDICAL GROUP INC		159	33	17%	192
ESTERO ISLAND MEDICAL CENTER		158	34	18%	192
UNIVERSITY OF TAMPA STUDENT HEALTH AND SHC CLINICAL LABORATORY		52	140	73%	192
ASCENSION MEDICAL GROUP		2	189	99%	191
Parkview Rehabilitation Center at Winter Park		187	3	2%	190
MANOR CARE OF NAPLES FL LLC		187	2	1%	189
Nspire Health Care Kendall		179	10	5%	189
AMERICAN FINNISH NURSING HOME	1	183	5	3%	189
HEALTH LINK DIAGNOSTIC LABORATORIES		182	6	3%	188
WOMEN'S CARE FLORIDA LABORATORY		183	5	3%	188
Orchid Cove at Sarasota		187	1	1%	188
URGENT CARE EXPRESS LLC			188	100%	188
FORT PIERCE HEALTH CARE		182	5	3%	187
WASHINGTON REHAB AND NURSING		178	9	5%	187
ADDINGTON PLACE AT WELLINGTON GREEN		183	3	2%	186
NATIONS BEST FAMILY HEALTH CARE		75	111	60%	186
GOOD SAMARITAN CENTER		185	1	1%	186
PLANTATION NURSING & REHAB CENTER		186			186
NEO GENOMICS - FORT MYERS	1	180	5	3%	186
NSPIRE HEALTHCARE LAUDERHILL		179	6	3%	185
ADVENT		172	13	7%	185

COVID-19: testing by laboratory

Data through Jan 17, 2021 verified as of Jan 18, 2021 at 09:25 AM

Data in this report are provisional and subject to change.

The numbers in the table below represent the number of Florida and non-Florida residents for whom test results were received by the Department of Health. A person can be tested by more than one laboratory and can have both positive and negative results. **Therefore, the sum of the numbers in each column will be larger than the total number of people tested.**

Reporting lab	Inconclusive	Negative	Positive	Percent positive	Total
CYPRESS POINT LIVING, LLC		172	13	7%	185
ARCPPOINT LABS OF ST PETERSBURG		118	67	36%	185
ST. JAMES BAY HEALTH AND REHABILITATION CENTER		183	1	1%	184
ANCIENT CITY PEDIATRICS		173	10	5%	183
PAVILION FOR HEALTHCARE, THE		182	1	1%	183
INTERNAL MEDICINE & PEDIATRICS OF TAMPA BAY PA		146	37	20%	183
ADVENT HEALTH CENTRA CARE - WESLEY CHAPEL		13	170	93%	183
AVON PARK PEDIATRICS INC	3	162	17	9%	182
ADVENT HEALTH CENTRA CARE - DAYTONA BEACH		93	89	49%	182
BAYVIEW CENTER		180	2	1%	182
BOCA RATON REHABILITATION CENTER	4	174	3	2%	181
INN AT ASTON GARDENS, THE		176	5	3%	181
NADAL PEDIATRICS - VICTORIA STREET (3385)		153	28	15%	181
HEALTH PARK CARE CENTER		178	3	2%	181
LASER & SURGERY CENTER OF THE PALM BEACHES□		180	1	1%	181
BROOKDALE FORT MYERS CYPRESS LAKE		179	1	1%	180
CENTERSTONE OF FLORIDA□		169	11	6%	180
CENTRA CARE – AZALEA PARK		98	82	46%	180
FIRST CHOICE PRIMARY CARE		142	38	21%	180
CONSULATE HEALTH CARE OF MELBOURNE		178	2	1%	180
ATLANTIC URGENT CARE		122	58	32%	180
ABBIEJEAN RUSSELL CARE CENTER□		180			180
SUNSHINE URGENT CARE LLC		114	66	37%	180
CHAUTAUQUA REHABILITATION AND NURSING CENTER		170	9	5%	179
ADVENT HEALTH - ORLANDO		136	43	24%	179
ARBOR FACILITY INC		178			178
FORT MYERS REHABILITATION AND NURSING CENTER		157	21	12%	178
BAPTIST PRIMARY CARE, INC		165	13	7%	178
NIGHT LITE PEDIATRICS WINTER GARDEN		144	34	19%	178
OCEAN REEF MEDICAL CENTER		150	27	15%	177
FINLAY CLINICAL LABORATORY INC		36	141	80%	177
ADVENT HEALTH CENTRA CARE - CARROLLWOOD		5	172	97%	177
Heritage Park Rehabilitation & Healthcare		159	17	10%	176
BAPTIST HEALTH PRIMARY CARE	1	134	41	23%	176
RIVERWOOD HEALTH NH LLC		137	39	22%	176
AVANTE AT LEESBURG INC		175			175
ADVANCED AMBULATORY SURGERY CENTER		166	9	5%	175
OAKBROOK HEALTH AND REHABILITATION CENTER	1	160	14	8%	175
Crossbreeze care center		174	1	1%	175
Emory L Bennett State Veterans Nursing Home		173	2	1%	175
PALM GARDEN OF WEST PALM BEACH□	2	160	13	7%	175
FLORIDA KEYS PEDIATRICS & ADOLESCENT CENTER		167	8	5%	175
MEDICAL CONSULTANTS OF FLORIDA LLC	1	142	31	18%	174
Consulate Healthcare of West Palm Beach		162	12	7%	174
Consulate Health Care of St. Petersburg		174			174
FRICKS PHARMACY		129	44	25%	173

COVID-19: testing by laboratory

Data through Jan 17, 2021 verified as of Jan 18, 2021 at 09:25 AM

Data in this report are provisional and subject to change.

The numbers in the table below represent the number of Florida and non-Florida residents for whom test results were received by the Department of Health. A person can be tested by more than one laboratory and can have both positive and negative results. **Therefore, the sum of the numbers in each column will be larger than the total number of people tested.**

Reporting lab	Inconclusive	Negative	Positive	Percent positive	Total
ASTON GARDENS AT PELICAN MARSH		169	3	2%	172
BROWARD PARTNERSHIP	2	167	3	2%	172
WATERMARK LAKE POINTE WOODS LLC		154	18	10%	172
Life Care Center at Inverrary		170	2	1%	172
Whispering Oaks	9	142	20	12%	171
NAPLES CHILDREN'S URGENT CARE		134	37	22%	171
LAKESIDE NEUROLOGIC		163	8	5%	171
AMBULATORY SURGERY CENTER OF BOCA RATON LTD		170	1	1%	171
Heartland Healthcare of Ft. Myers	1	169			170
Life Care Center of Sarasota		159	11	6%	170
The Inn at Sarasota Bay Club		168	2	1%	170
JAMES A HALEY VETERANS HOSPITAL			170	100%	170
AZALEA TRACE		158	11	7%	169
KINDRED HOSPITAL	7	159	3	2%	169
ST CATHERINE'S WEST REHABILITATION HOSPITAL		161	8	5%	169
CONEY ISLAND HOSPITAL		164	5	3%	169
NORTH FLORIDA PEDIATRICS - MARIANNA		133	36	21%	169
GOOD SAMARITAN SOCIETY OF DELAND		159	9	5%	168
PANAMA CITY DEVELOPMENTAL CENTER□		168			168
CYPRESS COVE		164	4	2%	168
HUNT CLUB PEDIATRIC ASSOCIATES, P.A.		139	28	17%	167
URGENT CARE OF THE PALM BEACHES, NORTH PALM BEACH			167	100%	167
PADDOCK RIDGE		163	3	2%	166
LAKE VIEW CARE CENTER AT DELRAY		161	5	3%	166
ENCOMPASS HEALTH REHABILITATION HOSPITAL	5	158	3	2%	166
CANTERFIELD OF CLAY COUNTY		132	33	20%	165
ADVENT HEALTH CENTRA CARE - TEMPLE TERRACE	1	103	61	37%	165
TARPON POINT NURSING AND REHABILITATION CENTER		164	1	1%	165
HOSPITAL FOR SPECIAL SURGERY		163	2	1%	165
UCC - WELLINGTON		1	163	99%	164
COLONY CLUB ALF,THE		152	12	7%	164
ADVENTHEALTH MEDICAL GROUP PROMPT CAR	1	114	49	30%	164
ADVENT HEALTH CENTRA CARE - OVIEDO		63	101	62%	164
BRADENTON HEALTH CARE		163			163
TRI COUNTY NURSING HOME		162	1	1%	163
CHILDRENS CLINIC WEST FLORIDA PEDIATRICS		141	22	13%	163
FLORIDA HEALTH CARE PLAN INC		2	160	99%	162
HOLISTIX TREATMENT CENTERS		156	6	4%	162
ALL SEASONS NAPLES LLC□		160	2	1%	162
EXCEL PEDIATRICS		123	39	24%	162
DOCTORS MEMORIAL HOSPITAL		44	117	73%	161
BAPTIST PRIMARY CARE INC		141	20	12%	161
ORLANDO HEALTH EMERGENCY DEPARTMENT		150	11	7%	161
SARNO EXTENDED HOURS		104	57	35%	161
EDGEWOOD NURSING CENTER		154	7	4%	161
GREENBRIAR REHABILITATION AND NURSING CENTER	1	159			160

COVID-19: testing by laboratory

Data through Jan 17, 2021 verified as of Jan 18, 2021 at 09:25 AM

Data in this report are provisional and subject to change.

The numbers in the table below represent the number of Florida and non-Florida residents for whom test results were received by the Department of Health. A person can be tested by more than one laboratory and can have both positive and negative results. **Therefore, the sum of the numbers in each column will be larger than the total number of people tested.**

Reporting lab	Inconclusive	Negative	Positive	Percent positive	Total
FLOMEDILAB		19	141	88%	160
KEYSTONE REHAB		160			160
OKEECHOBEE COUNTY HEALTH DEPT	1	101	57	36%	159
STATMED QUICK QUALITY CLINIC AT NORTH PINELLAS		65	94	59%	159
JACKSONVILLE KIDS PEDIATRICS, PLLC		136	23	14%	159
AMERICAN MEDICAL RESPONSE		156	3	2%	159
Avante at Inverness		159			159
The Waterford		158			158
ANTHEM LAKES LLC		151	7	4%	158
EVENT MED SERVICES LABORATORY		155	3	2%	158
Concordia Village of Tampa AL		155	3	2%	158
ALLSOUTH URGENT CARE			158	100%	158
WUESTHOFF REF LABORATORY			158	100%	158
DISCOVERY VILLAGE AT NAPLES		141	16	10%	157
PEDIATRICS BY THE SEA		154	3	2%	157
TIMBERRIDGE NURSING HOME & REHAB		123	33	21%	156
ARCADIA HEALTH AND REHABILITATION CENTER		100	56	36%	156
PRIMECARE OF DOTHAN		107	49	31%	156
Englewood Healthcare and Rehab		141	15	10%	156
PRUITT HEALTH		153	2	1%	155
PALM BEACH PEDIATRICS PA	2	140	13	8%	155
TUSCAN GARDENS OF VENETIA MANAGEMENT COMPANY		150	5	3%	155
COCOA BEACH/ADVENT CENTRA		41	114	74%	155
PALMETTO FACILITY INC	1	153			154
OSPREY VILLAGE AT AMELIA ISLAND LTD		148	6	4%	154
CANTERFIELD OF OCALA, LLC		151	3	2%	154
LAB CORP	1	89	64	42%	154
PEDIATRIC ASSOCIATES OF OCALA PA		134	19	12%	153
SUSANNA WESLEY HEALTH CENTER		130	23	15%	153
CHIPOLA MEDICAL ASSOCIATES, LLC		97	56	37%	153
ORLANDO VA MEDICAL CENTER			153	100%	153
Surrey Place Healthcare and Rehabilitation		151	1	1%	152
CITRUS HEALTH AND REHAB		128	24	16%	152
PATRIOT MEDICAL LABORATORIES		146	5	3%	151
WHITE WILSON MEDICAL IMMEDIATE CARE NICEVILLE		1	150	99%	151
CORAL GABLES NURSING & REHABILITATION CENTER		143	8	5%	151
HOLLEY NAVARRE MEDICAL CLINIC		104	47	31%	151
PALM HARBOR FAMILY PRACTICE & WALK-IN		108	43	28%	151
DIAMOND RIDGE		147	3	2%	150
CLINICAL ENTERPRISE, INC		135	15	10%	150
FAWCETT MEMORIAL HOSPITAL-LAB		39	111	74%	150
PRECISION HEALTH RESOURCES, LLC	1	133	15	10%	149
BOND CLINIC, PA		109	40	27%	149
VETERANS AFFAIRS ORLANDO VA MEDICAL CENTER			149	100%	149
KR at Hillsborough Lakes/Lutz Healthcare		148	1	1%	149
BORLAND GROOVER CLINIC	1	125	23	15%	149

COVID-19: testing by laboratory

Data through Jan 17, 2021 verified as of Jan 18, 2021 at 09:25 AM

Data in this report are provisional and subject to change.

The numbers in the table below represent the number of Florida and non-Florida residents for whom test results were received by the Department of Health. A person can be tested by more than one laboratory and can have both positive and negative results. **Therefore, the sum of the numbers in each column will be larger than the total number of people tested.**

Reporting lab	Inconclusive	Negative	Positive	Percent positive	Total
AMELIA MEDICAL CARE		14	135	91%	149
GENE BY GENE		61	88	59%	149
Chatham Glen Healthcare and Rehabilitation Center		143	5	3%	148
TAVARES PEDIATRICS		124	24	16%	148
BENDERSON FAMILY SKILLED NURSING AND □		133	15	10%	148
CSL PLASMA		28	120	81%	148
CAYUGA MEDICAL CENTER AT ITHACA		144	3	2%	147
WOODBIDGE FACILITY INC		143	4	3%	147
YOUR FAMILY WALK-IN CLINIC		4	143	97%	147
PORT SAINT LUCIE HOSPITAL		146	1	1%	147
ADVENT HEALTH CENTRA CARE - ST. CLOUD		131	15	10%	146
GOLD CHOICE SENIOR COMMUNITIES		106	40	27%	146
NORTH FLORIDA PEDIATRICS PA - DUVAL		124	21	14%	145
REGENCY CARE OF BLOUNTSTOWN LLC		135	10	7%	145
EXOSOME DIAGNOSTICS	1	128	16	11%	145
ST MARK VILLAGE		141	4	3%	145
ARDEN COURTS OF LARGO FL, LLC		135	10	7%	145
TUSCAN GARDENS OF PALM COAST		143	2	1%	145
BAY VUE NURSING AND REHABILITATION CENTER		134	10	7%	144
BEACON AT GULF BREEZE, THE		138	6	4%	144
ONESTOP MEDICAL AND URGENT CARE LLC		113	31	22%	144
NCRNC INC		140	4	3%	144
MINUTECLINIC LLC #5157		115	28	20%	143
JEFFERY WEINZWEIG		2	141	99%	143
Quail Run Health Care Center		143			143
VIERA MANOR ASSISTED LIVING RESIDENCE		135	7	5%	142
EDWARD J HEALEY REHAB & NURSING CENTER		142			142
TRINITY REGIONAL REHAB CENTER		129	13	9%	142
GLADES HEALTH CARE CENTER		138	3	2%	141
ROSECASTLE OF ZEPHRILLS		139	2	1%	141
REFUAH HEALTH CENTER LABORATORY		136	5	4%	141
MINUTECLINIC LLC #214		116	25	18%	141
PORT ST LUCIE REHABILITATION AND HEALTHCARE		98	43	30%	141
PALM BEACH COUNTY HEALTH DEPT LAB	3	132	6	4%	141
SUWANNEE VALLEY NURSING CENTER		131	9	6%	140
GUEST HOUSE OCALA, THE		137	3	2%	140
MEADOWCREST FAMILY PHYSICIANS		92	48	34%	140
24/7 PEDIATRIC CARE CENTERS INC		127	13	9%	140
NEW YORK CITY DEPARTMENT OF HEALTH & MENTAL		114	25	18%	139
BARKLEY PLACE	1	135	3	2%	139
Gulf Coast Healthcare (Longwood Health and Rehab		118	21	15%	139
MATHISON RETIREMENT COMMUNITY, INC		135	3	2%	138
WRIGHTS HEALTH CARE AND REHABILITATION CENTER		108	30	22%	138
FHMG FLORIDA HOSPITAL MEDICAL GROUP		114	24	17%	138
AMERICAN PATHOLOGY PARTNERS		136	2	1%	138
ELMCROFT PINECREST	1	134	3	2%	138

COVID-19: testing by laboratory

Data through Jan 17, 2021 verified as of Jan 18, 2021 at 09:25 AM

Data in this report are provisional and subject to change.

The numbers in the table below represent the number of Florida and non-Florida residents for whom test results were received by the Department of Health. A person can be tested by more than one laboratory and can have both positive and negative results. **Therefore, the sum of the numbers in each column will be larger than the total number of people tested.**

Reporting lab	Inconclusive	Negative	Positive	Percent positive	Total
MANOR AT BLUEWATER BAY		131	6	4%	137
ADVENT HEALTH CENTRA CARE - WINTER GARDEN		74	63	46%	137
UNITED CLINICAL LABORATORIES		128	9	7%	137
ADVENT HEALTH CENTRA CARE - CITRUS PARK		9	128	93%	137
PPC-LAB EDI ORCHARD BI		129	8	6%	137
VENICE REGIONAL BAYFRONT HEALTH (PULMONARY)		126	10	7%	136
ADVENT HEALTH CENTRA CARE - ORANGE CITY	1	53	82	60%	136
IRL MARKET LAB ALACHUA		104	31	23%	135
SOMERBY LAKE NONA		132	3	2%	135
LABORATORY OF FLORIDA		83	52	39%	135
MOBILE INFIRMARY MED CENTER PATH LAB		120	15	11%	135
US MEDICAL CARE, INC		120	14	10%	134
ADVANCED MEDICAL CENTER		86	48	36%	134
PRECISION GENETICS, INC		132	2	1%	134
FIRST CHOICE PEDIATRICS SEMORAN		79	55	41%	134
ADVENT HEALTH CENTRA CARE - DELAND		28	106	79%	134
DE LUNA HEALTH AND REHABILITATION CENTER		126	7	5%	133
Sunnyside Nursing Home		130	3	2%	133
FORT WALTON REHABILITATION CENTER		96	37	28%	133
MIRACLE HILL NURSING & REHABILITATION CENTER INC		129	4	3%	133
LEESBURG PEDIATRICS		123	10	8%	133
AMA MEDICAL GROUP LLC		106	26	20%	132
THE REHABILITATION CENTER OF LAKE CITY		127	5	4%	132
MILLENNIUM LAB SERVICES			132	100%	132
BRIGHTON EGGERT PHARMACY INC		127	5	4%	132
SANDY PINES	2	118	12	9%	132
LONGWOOD HEALTH AND REHABILITATION CENTER		125	6	5%	131
INTEGRATED REGIONAL LABORATORIES		119	12	9%	131
ADVENT HEALTH CENTRA CARE - LONGWOOD		26	105	80%	131
MORSE LIFE MEMORY CARE RESIDENCE		125	6	5%	131
THE WELLNESS CENTER AT LAKEWOOD RANCH		43	88	67%	131
ARTHREX MEDICAL CENTER		48	83	63%	131
WALGREENS 10670		118	12	9%	130
WEDGEWOOD HEALTHCARE CENTER		90	40	31%	130
ADVENT HEALTH CENTRA CARE - AZALEA PARK		112	18	14%	130
GENETWORKX		17	113	87%	130
FHMG-FLORIDA HOSPITAL MEDICAL GROUP		110	20	15%	130
BMHSI-AEL MICROBIOLOGY LABORATORY	2	102	25	19%	129
The Crossroads		128	1	1%	129
CENTRACARE		17	112	87%	129
PROVIDENCE HOSPITAL LABORATORY		123	6	5%	129
UNIVERSITY OF MIAMI		10	118	92%	128
LabCorp L#09258090 M#09258105		73	55	43%	128
DOCTOR'S IN HOUSE LABORATORY		18	110	86%	128
SOUTH BALDWIN REGIONAL MEDICAL CENTER		120	8	6%	128
MAGNOLIA FAMILY URGENT CARE		109	18	14%	127

COVID-19: testing by laboratory

Data through Jan 17, 2021 verified as of Jan 18, 2021 at 09:25 AM

Data in this report are provisional and subject to change.

The numbers in the table below represent the number of Florida and non-Florida residents for whom test results were received by the Department of Health. A person can be tested by more than one laboratory and can have both positive and negative results. **Therefore, the sum of the numbers in each column will be larger than the total number of people tested.**

Reporting lab	Inconclusive	Negative	Positive	Percent positive	Total
GRACE PEDIATRICS		103	24	19%	127
GESSLER CLINIC PA		98	29	23%	127
DOCTORS MEMORIAL FAMILY PRACTICE	2	95	30	24%	127
LIFE CARE CENTER OF PORT ST. LUCIE		120	7	6%	127
NO FLORIDA PEDIATRICS, PA		109	18	14%	127
TRI-COUNTY NURSING HOME		117	10	8%	127
ROSECASTLE OF CITRUS		124	2	2%	126
SUNNY HILLS ALF OF SEBRING INC		117	9	7%	126
GRAVITY DIAGNOSTICS, LLC		36	90	71%	126
HILLSBOROUGH COUNTY DEVELOPMENTAL CTR	1	117	8	6%	126
JACKSONVILLE NURSING AND REHAB CENTER		121	5	4%	126
SOUTH CAMPUS FACILITY INC		119	5	4%	124
LIFE CARE CENTER OF ALTAMONTE SPRINGS		102	22	18%	124
THE CLUB AND REHABILITATION CENTER		123	1	1%	124
Cross Terrace REhabilitation		123	1	1%	124
PALMS MEDICAL GROUP HIGH SPRINGS		103	21	17%	124
PIONEER CLINICAL LAB LLC		76	47	38%	123
DISCOVERY VILLAGE AT MELBOURNE		119	4	3%	123
SPRINGS AT LAKE POINTE WOODS		120	2	2%	122
SHOAL CREEK REHABILITATION CENTER		80	42	34%	122
ST ANTHONYS REHABILITATION HOSPITAL	5	115	2	2%	122
MANOR CARE OF PALM HARBOR		121			121
FAMILY EXTENDED CARE OF CENTRAL TAMPA		109	12	10%	121
DAIRY ROAD URGENT CARE		70	51	42%	121
PEDIATRICS OF GREATER ORLANDO		106	15	12%	121
PARKVIEW HEALTH		121			121
CHARTER SENIOR LIVING OF PANAMA CITY BEACH		101	20	17%	121
PONTE VEDRA GARDENS		120	1	1%	121
ADVENT HEALTH - LAKE NONA		101	20	17%	121
LUIS A GHIGLINO MD PA		116	4	3%	120
LAKEVIEW INTERNAL MEDICINE		72	48	40%	120
WESLEY HAVEN VILLA	1	111	8	7%	120
GRAVITY DIAGNOSTICS		42	78	65%	120
ADVENT HEALTH CENTRA CARE - BRANDON		30	90	75%	120
PROVISTA DIAGNOSTICS, INC		116	3	3%	119
BOSTON RED SOX CLUB LP		117	2	2%	119
MV MEDICAL PRACTICE DBA PRIMARY URGENT CARE		114	5	4%	119
URGENT CARE TCMA			119	100%	119
PALMS FACILITY INC		104	15	13%	119
WIMAUMA COMMUNITY HEALTH CENTER		92	27	23%	119
ADVANCED MEDICAL GROUP		1	118	99%	119
MATHISON RETIREMENT COMMUNITY		114	5	4%	119
MEYER PEDIATRICS		107	12	10%	119
COQUINA CENTER		116	2	2%	118
RDX BIOSCIENCE		60	58	49%	118
FLORIDA HEALTH CARE PLANS			118	100%	118

COVID-19: testing by laboratory

Data through Jan 17, 2021 verified as of Jan 18, 2021 at 09:25 AM

Data in this report are provisional and subject to change.

The numbers in the table below represent the number of Florida and non-Florida residents for whom test results were received by the Department of Health. A person can be tested by more than one laboratory and can have both positive and negative results. **Therefore, the sum of the numbers in each column will be larger than the total number of people tested.**

Reporting lab	Inconclusive	Negative	Positive	Percent positive	Total
COASTAL HEALTH AND REHAB		110	8	7%	118
CROSSWINDS HEALTH AND REHABILITATION CENTER		118			118
ASAP LABS LLC		106	12	10%	118
LAKEVIEW TERRACE RETIREMENT COMMUNITY		106	11	9%	117
DAYSPRING VILLAGE		99	18	15%	117
NEIGHBORHOOD MEDICAL CENTER		112	5	4%	117
Lakeside Nursing and Rehabilitation Center	1	91	25	21%	117
SONATA DELRAY BEACH		109	8	7%	117
PINNACLES PEDS CARE PA		117			117
FOUNTAINS OF HOPE LLC, THE		115	1	1%	116
MID FLORIDA PATHOLOGY LLC MOBILE UNIT #4		79	37	32%	116
BELVEDERE COMMONS OF FORT WALTON BEACH		106	9	8%	115
FOUNTAIN INN NURSING & REHABILITATION CTR, INC		109	6	5%	115
NORTH FLORIDA INTERNAL MEDICINE PA		92	23	20%	115
STEWART MEDICAL GROUP		34	81	70%	115
MINUTECLINIC DIAGNOSTIC OF RHODE ISLAND, LLC #729		111	4	3%	115
MEDIPATH LLC		2	112	98%	114
Nemours Children's Urgent Care		80	34	30%	114
CORE BIO LABS		74	39	35%	113
BAY EDUCATORS WELLNESS CENTER		69	44	39%	113
AFC PHYSICIANS OF FLORIDA		76	37	33%	113
MILLER BIOCONNECT		95	18	16%	113
Coastal Health and Rehabilitation Center		110	2	2%	112
ALLIED HEALTH FORT PIERCE		112			112
QUEENS HOSPITAL CENTER		106	6	5%	112
Signature healthcare of Jacksonville		106	5	5%	111
Hampton Court Nursing and Rehabilitation Center		110	1	1%	111
NORTH FL SOUTH GA HCS-MALCOM RANDALL VAMC			111	100%	111
TREASURE COAST MEDICAL ASSOCIATES		4	107	96%	111
HIALEAH SHORES NURSING AND REHAB CENTER		103	8	7%	111
CENTRA CARE - HUNTER'S CREEK		52	59	53%	111
SARAPATH DIAGNOSTICS		25	86	77%	111
REGENCY PARK		93	18	16%	111
FARAH MEDICAL		103	8	7%	111
RDV SPORTSPLEX PEDIATRICS		92	18	16%	110
ARDEN COURTS OF TAMPA		109			109
ISLAND HEALTH AND REHABILITATION CENTER		109			109
VILLAGE PLACE NH LLC		85	24	22%	109
COASTAL INTERNAL MEDICINE		83	25	23%	108
EVANS HEALTH CARE		106	2	2%	108
SEASIDE HEALTH AND REHABILITATION CENTER		51	57	53%	108
ADVENT HEALTH CARE CENTER		101	7	6%	108
CHILDREN MED CARE INC		92	16	15%	108
GRAND OAKS HEALTH & REHABILITATION		106	1	1%	107
ADVENT HEALTH CENTRA CARE - SANFORD		28	79	74%	107
SUNY UPSTATE MEDICAL UNIVERSITY		101	6	6%	107

COVID-19: testing by laboratory

Data through Jan 17, 2021 verified as of Jan 18, 2021 at 09:25 AM

Data in this report are provisional and subject to change.

The numbers in the table below represent the number of Florida and non-Florida residents for whom test results were received by the Department of Health. A person can be tested by more than one laboratory and can have both positive and negative results. **Therefore, the sum of the numbers in each column will be larger than the total number of people tested.**

Reporting lab	Inconclusive	Negative	Positive	Percent positive	Total
SURREY PLACE CARE CENTER		102	5	5%	107
LAKE HOUSE ASSISTED LIVING		90	17	16%	107
BROOKDALE PADDOCK HILLS		107			107
FLORIDA DEPARTMENT OF HEALTH IN LAKE COUNTY	1	68	37	35%	106
DIAGNOSTIC LABORATORY OF OKLAHOMA		84	22	21%	106
BAY VIEW HEALTHCARE		85	21	20%	106
MINUTECLINIC LLC #4987		92	14	13%	106
WORKPLACE SCREENING INTELLIGENCE			106	100%	106
NATURE COAST MEDICAL GROUP		50	56	53%	106
HEART OF FLORIDA REGIONAL MED CTR		35	71	67%	106
LA MER NH LLC		102	4	4%	106
ALL FLORIDA FAMILY AND SPORTS MEDICINE		93	12	11%	105
MEDICAL CONSULTANTS OF FLORIDA DBA	1	90	14	13%	105
PHYSICIANS REGIONAL MEDICAL CENTER - PINE RIDGE		19	86	82%	105
GRANDE, THE	2	98	4	4%	104
TIFFANY HALL NURSING AND REHAB CENTER		100	4	4%	104
UNIVERSITY MEDICAL CENTER SUITES		91	13	13%	104
SUNFLOWER SPRINGS ASSISTED LIVING		100	4	4%	104
CHERRY OAK PALM BEACH COUNTY		98	6	6%	104
LEE COUNTY SCHOOL DISTRICT	1	96	7	7%	104
PHYSICIANS REGIONAL CLINIC		82	22	21%	104
SMILEY MEDICAL GROUP		75	28	27%	103
WILLOW BROOKE COURT AT AZALEA TRACE		103			103
MONTEFIORE MEDICAL CENTER LABORATORIES - MOSES		93	9	9%	102
PREDICTIVE LABORATORIES, INC	1	89	12	12%	102
WALGREENS 3173		91	11	11%	102
HOBDAIRI FAMILY HEALTH LLC		71	31	30%	102
EAST NEW YORK DIAGNOSTIC AND TREATMENT		96	5	5%	101
SONATA COCONUT CREEK	1	85	15	15%	101
HEALTH CARE DISTRICT OF PALM BEACH COUNTY	1	10	89	89%	100
Consulate Health Care of Port Charlotte		98	2	2%	100
RESEARCH CENTERS OF AMERICA, LLC		80	20	20%	100
NAVY HOSPITAL			99	100%	99
CENTRAL FLORIDA HEALTH CARE		47	52	53%	99
ADVANCED MEDICAL OF NAPLES LLC		46	53	54%	99
PROMPT CARE OF CENTRAL FLORIDA			99	100%	99
MD 365 MEDICAL CARE		98	1	1%	99
WHITE-WILSON MEDICAL CENTER - FORT WALTON BEACH		95	4	4%	99
MG PORT CHARLOTTE II SUBTENANT LLC		88	11	11%	99
FLORIDA COMMUNITY HEALTH CENTERS INC			98	100%	98
TRADITION MEDICAL CENTER LABORATORY		48	50	51%	98
LCS SANDHILL COVE LLC DBA	3	91	4	4%	98
ARDEN COURTS OF DELRAY BEACH FL LLC	2	95	1	1%	98
AMERICAN HOUSE-BONITA SPRINGS		97	1	1%	98
URINEGOODHANDS LLC		96	2	2%	98
PLAZA OF HALLANDALE BEACH		98			98

COVID-19: testing by laboratory

Data through Jan 17, 2021 verified as of Jan 18, 2021 at 09:25 AM

Data in this report are provisional and subject to change.

The numbers in the table below represent the number of Florida and non-Florida residents for whom test results were received by the Department of Health. A person can be tested by more than one laboratory and can have both positive and negative results. **Therefore, the sum of the numbers in each column will be larger than the total number of people tested.**

Reporting lab	Inconclusive	Negative	Positive	Percent positive	Total
ISLAND URGENT CARE PLLC DBA AFC URGENT CARE		97	1	1%	98
KINDRED HOSPITAL THE PALM BEACHES		94	4	4%	98
ADVENT HEALTH CENTRA CARE - HUNTERS CREEK	3	53	42	43%	98
SEMINOLE COUNTY HEALTH DEPARTMENT		79	19	19%	98
HEALTH CENTERS AT BRENTWOOD		96	1	1%	97
NOVARI CARE LLC		70	27	28%	97
AFTER HOURS PEDIATRICS INC	1	1	95	98%	97
ADVENT HEALTH CENTRA CARE - APOPKA NORTH		71	26	27%	97
GLOBAL CENTRAL LABS AT PPD	2	87	7	7%	96
HUNT CLUB PEDIATRIC ASSOCIATES PA		51	45	47%	96
BAYSHORE MEMORY CARE		96			96
DOLPHIN POINTE HEALTH CARE LLC		82	14	15%	96
PEDIATRIC ASSOCIATES ORLANDO		82	14	15%	96
PINELLAS CARE CENTER		69	27	28%	96
ADVENTHEALTH CENTRA CARE WINTER HAVEN		3	93	97%	96
DEVANSH LAB WERKS INC		79	16	17%	95
WHITE PLAINS HOSPITAL CENTER LAB		92	3	3%	95
Courtyards of Orlando Care Center		89	6	6%	95
VISTA MANOR		92	3	3%	95
IQBAL A FARUQUI MD		74	21	22%	95
BROWARD HEALTH CORAL SPRINGS EPIDEMIOLOGY DEPT		1	94	99%	95
CROSS CITY REHABILITATION AND HEALTH CARE CENTER		72	23	24%	95
ADVENT HEALTH CENTRA CARE - KISSIMMEE		61	34	36%	95
ARBOR TRAIL		77	18	19%	95
THE TERRACE OF KISSIMMEE		80	15	16%	95
NO FLORIDA PEDIATRICS, PA - BRADFORD		80	15	16%	95
WESTCHESTER MEDICAL CENTER		93	2	2%	95
THE COURTYARD ASSISTED LIVING		91	4	4%	95
VILLAGE PEDIATRICS LLC		74	20	21%	94
ARDEN COURTS OF FORT MYERS		92	2	2%	94
PEDIATRIC SPECIALISTS MEDICAL GROUP	1	84	9	10%	94
DIAGNOSTIC SOLUTIONS		3	91	97%	94
TGH URGENT CARE - SEMINOLE			94	100%	94
PICH KTM CORP DBA MEDITOWN PHARMACY		79	15	16%	94
UNIVERSITY HEALTH SYSTEM INC		84	10	11%	94
ARCPPOINT LABS OF SARASOTA MANATEE		29	65	69%	94
OAKS OF KISSIMMEE HEALTH AND REHABILITATION CENTER		94			94
MARKET STREET VIERA		92	1	1%	93
NADAL PEDIATRICS		82	11	12%	93
SIGNATURE HEALTHCARE OF PORT CHARLOTTE		86	7	8%	93
VITAS HEALTHCARE CORPORATION		92	1	1%	93
CABANA AT JENSEN DUNES, THE		93			93
CHARLES CROFT MD	1	91	1	1%	93
FAMILY EXPRESS URGENT CARE			93	100%	93
WELLSNOW URGENT CARE PC		93			93
CARENOW URGENT CARE - LAKE MARY			93	100%	93

COVID-19: testing by laboratory

Data through Jan 17, 2021 verified as of Jan 18, 2021 at 09:25 AM

Data in this report are provisional and subject to change.

The numbers in the table below represent the number of Florida and non-Florida residents for whom test results were received by the Department of Health. A person can be tested by more than one laboratory and can have both positive and negative results. **Therefore, the sum of the numbers in each column will be larger than the total number of people tested.**

Reporting lab	Inconclusive	Negative	Positive	Percent positive	Total
AYERS HEALTH & REHABILITATION CENTER		90	3	3%	93
CLEVELAND CLINIC FOUNDATION		12	80	87%	92
PHYSICIAN PARTNERS PERRY		45	47	51%	92
SOUTH BALDWIN MEDICAL CENTER GULF SHORES		72	20	22%	92
PANAMA PHARMACY	3	76	13	14%	92
CRANE CENTER		67	25	27%	92
GEORGIA DEPARTMENT OF PUBLIC HEALTH		1	91	99%	92
North Lake Care Center		91	1	1%	92
WELL HEALTH WORKS	1	84	6	7%	91
ST MARK ASSISTED LIVING CENTER	1	79	11	12%	91
HERON CLUB AT PRESTANCIA		89	2	2%	91
FINNISH AMERICAN REST HOME-ALF		89	2	2%	91
HURLBURT FIELD CLINIC		39	52	57%	91
Avante at Melbourne		90			90
ADVENT HEALTH CENTRA CARE - WATERMAN		78	12	13%	90
WALGREENS 6221		81	9	10%	90
KEYS MEDICAL GROUP			90	100%	90
KALEIDA HEALTH CENTER FOR LABORATORY		83	6	7%	89
CITRUS MEMORIAL HOSPITAL			89	100%	89
CITRUS MEMORIAL HEALTH SYSTEM LAB		2	86	98%	88
AVERO DIAGNOSTICS		64	24	27%	88
GOVERNOR'S CREEK HEALTH & REHABILITATION		87	1	1%	88
GULF COAST MEDICAL CENTER		85	3	3%	88
BRANDON HEALTH AND REHABILITATION CENTER	1	85	1	1%	87
PACIFIC ANALYTICS			87	100%	87
220 GOLDEN, LLC	1	73	13	15%	87
ADVENT HEALTH - PALM HARBOR ER		64	23	26%	87
FAWCETT MEMORIAL HOSPITAL LABORATORY			87	100%	87
LATE HOURS URGENT CARE		50	37	43%	87
KORGENE LAB	1	23	63	72%	87
FLORIDA HEALTH CARE PLANS INC		1	86	99%	87
VILLAS OF HOLLY BROOK - BRADENTON 14TH		87			87
VIERA HOSPITAL			86	100%	86
JOHN KNOX VILLAGE OF FLORIDA ALF	1	83	2	2%	86
CLINICA HISPANA			86	100%	86
MAGNOLIA DIAGNOSTIC		2	84	98%	86
JPR URGENT MEDICAL CARE		85			85
ADVENT HEALTH CENTRA CARE - SOUTH ORANGE		69	16	19%	85
FREEDOM INN AT TARPON SPRINGS		81	4	5%	85
W. FRANK WELLS NURSING HOME		84	1	1%	85
FAMILY MEDICAL CARE OF PALM BEACH		41	44	52%	85
DB MD		78	7	8%	85
BIODESIX, INC.		65	20	24%	85
VIPEDIATRICS PLLC		80	5	6%	85
CARENOW LAKE MARY			85	100%	85
MIAMI SHORES NURSING & REHAB		85			85

COVID-19: testing by laboratory

Data through Jan 17, 2021 verified as of Jan 18, 2021 at 09:25 AM

Data in this report are provisional and subject to change.

The numbers in the table below represent the number of Florida and non-Florida residents for whom test results were received by the Department of Health. A person can be tested by more than one laboratory and can have both positive and negative results. **Therefore, the sum of the numbers in each column will be larger than the total number of people tested.**

Reporting lab	Inconclusive	Negative	Positive	Percent positive	Total
NSPIRE HEALTHCARE TAMARAC		80	4	5%	84
HARBORCHASE OF NAPLES		72	12	14%	84
NITE LITE PEDIATRICS - JACKSONVILLE		76	8	10%	84
NAVARRE GARDENS LLC		61	23	27%	84
MY CLINICAL LAB INC		17	67	80%	84
PINES OF SARASOTA GARDEN		84			84
SUMMIT MEDICAL GROUP		75	9	11%	84
FLAGLER COUNTY DETENTION CENTER		82	2	2%	84
VITAS HEALTHCARE CORPORATION OF FLORIDA		82	2	2%	84
CLYDE E LASSEN STATE VETERANS NURSING HOME		59	24	29%	83
LABCORP EMPLOYER SERVICES		82	1	1%	83
J FRANK AVEY MD		65	18	22%	83
CLEARWATER STATMED QUICK QUALITY CLINICS		36	47	57%	83
DOS OF NORTH SHORES NURSING & REHAB CENTER		83			83
MACADAMS HOME HEALTH AGENCY		82	1	1%	83
QUICK CARE MED PL CR		80	3	4%	83
QPS, LLC		81	2	2%	83
NORTH FLORIDA SPINE AND WELLNESS		64	19	23%	83
CAREMOUNT MEDICAL - PATHOLOGY		80	3	4%	83
CONSULATE HEALTH CARE OF SARASOTA□		83			83
HOSPICE OF ST FRANCIS INC□		79	3	4%	82
LAB		29	53	65%	82
RAINBOW PEDIATRIC CENTER PA		75	7	9%	82
ZON BEACHSIDE LLC□		65	17	21%	82
LIFE BRITE		71	11	13%	82
Cross Landings Health and Rehabilitation		82			82
ALTAMONTE MD			82	100%	82
THE PAVILION FOR HEALTH CARE		72	10	12%	82
HEARTLAND PEDIATRICS OF LAKE PLACID PA		69	13	16%	82
MAINSTREAM DIAGNOSTIC LABORATORY LLC		69	12	15%	81
RIDGEWOOD DIAGNOSTIC LABORATORY		77	4	5%	81
KINDRED HOSPITAL-BAY AREA-ST PETERSBURG LAB		78	3	4%	81
BIO-TECH CLINICAL LABORATORIES		41	40	49%	81
MIDWAY PRIMARY CARE, LLC		79	2	2%	81
PALMS REHABILITATION AND HEALTHCARE CENTER		77	3	4%	80
PLANT CITY PEDIATRICS		71	9	11%	80
ARBOR GLEN AT ARBOR TRACE	2	70	8	10%	80
FLORIDA ATLANTIC UNIVERSITY STUDENT HEALTH		64	16	20%	80
LAFAYETTE NURSING AND REHABILITATION CENTER		78	2	3%	80
VILLA MARIA WEST SKILLED NURSING FACILITY		74	6	8%	80
EDGEWATER AT WATERMAN VILLAGE		78	1	1%	79
ADVENT HEALTH CENTRA CARE - POINCIANA		35	44	56%	79
LECONTE MEDICAL CENTER LAB		61	18	23%	79
SONATA WEST		77	2	3%	79
CBS LABS OF TAMPA LLC		3	76	96%	79
TGH URGENT CARE - TYRONE		2	77	97%	79

COVID-19: testing by laboratory

Data through Jan 17, 2021 verified as of Jan 18, 2021 at 09:25 AM

Data in this report are provisional and subject to change.

The numbers in the table below represent the number of Florida and non-Florida residents for whom test results were received by the Department of Health. A person can be tested by more than one laboratory and can have both positive and negative results. **Therefore, the sum of the numbers in each column will be larger than the total number of people tested.**

Reporting lab	Inconclusive	Negative	Positive	Percent positive	Total
ISLAND DOCTORS		8	71	90%	79
VETERANS AFFAIRS MEDICAL CENTER - PALO ALTO		28	51	65%	79
NORTH VISTA HOSPITAL LABORATORY		61	18	23%	79
CATHOLIC HEALTH SYSTEM DEPT LABORATORY		77	2	3%	79
MIAMI BEACH COMMUNITY HEALTH CENTER		1	77	99%	78
MEMORY CARE OF NAPLES		78			78
ORANGE CITY NURSING AND REHAB		75	2	3%	77
PLYMOUTH HOME FOR ADULTS, INC.	8	68	1	1%	77
BENTON HOUSE AT OAKLEAF		51	26	34%	77
LABFIRST - DEPARTMENT OF PATHOLOGY		74	3	4%	77
PRIME HEALTH OF NORTH PORT LLC		72	5	6%	77
HARBORCHASE OF VERO BEACH		70	7	9%	77
TRUE NORTH HEALTH NAVIGATION LLC DBA DISPATCHHEALTH	1	60	16	21%	77
WINDSOR REFLECTIONS		75	1	1%	76
DYNAMIC MEDICAL USA			76	100%	76
CLINICAL PATHOLOGY ASSOCIATES-SONIC REFERENCE LAB		76			76
BALMORAL TENANT SERVICES INC	1	43	32	42%	76
SUMMERFIELD EMERGENCY ROOM		56	20	26%	76
LAKE GIBSON VILLAGE, LLC		74	2	3%	76
CANOPY ON BERRYHILL, THE		48	28	37%	76
NORTH PORT REHABILITATION AND NURSING CENTER□		75	1	1%	76
SUNCOAST URGENT CARE		49	27	36%	76
SOUTH GEORGIA MEDICAL CENTER		48	28	37%	76
The Grove Health and Rehabilitation		54	21	28%	75
ATRIUM AT LIBERTY PARK□		71	4	5%	75
LABCORP RTP		31	44	59%	75
STONY BROOK UNIVERSITY MEDICAL CENTER		64	11	15%	75
S-H THIRTY-FIVE OPCO- PORT ST LUCIE, LLC	1	74			75
Madison Health and Rehabilitation Center		42	33	44%	75
PINELLAS COUNTY JAIL			75	100%	75
East Bay Rehabilitation Center		42	33	44%	75
ERIE COUNTY MEDICAL CTR CLINICAL LABS		71	4	5%	75
LAKE MORTON PLAZA□		72	3	4%	75
RITECARE MEDICAL CENTER		37	38	51%	75
HIGHLANDS MEDICAL CENTER		72	3	4%	75
BOND CLINIC PA		43	32	43%	75
Crystal Health & Rehab Center		73	2	3%	75
MOBILE PHYSICIAN SERVICES INC		67	8	11%	75
ADVENTHEALTH EXPRESSCARE		45	30	40%	75
HUNTSVILLE HOSPITAL LABORATORY		50	24	32%	74
PEDIATRICS IN BREVARD PA- ROCKLEDGE		54	20	27%	74
Sandy Ridge Center for Rehabilitation and Healing		71	3	4%	74
PARK OF THE PALMS INC		74			74
WALTON PLACE		74			74
WINDSOR OF LAKEWOOD RANCH,THE		74			74
The Crossings		74			74

COVID-19: testing by laboratory

Data through Jan 17, 2021 verified as of Jan 18, 2021 at 09:25 AM

Data in this report are provisional and subject to change.

The numbers in the table below represent the number of Florida and non-Florida residents for whom test results were received by the Department of Health. A person can be tested by more than one laboratory and can have both positive and negative results. **Therefore, the sum of the numbers in each column will be larger than the total number of people tested.**

Reporting lab	Inconclusive	Negative	Positive	Percent positive	Total
HOLISTIC PEDIATRICS GROUP LLC		61	13	18%	74
NOAH CLINICAL LABORATORY		63	11	15%	74
HAWKINS FAMILY MEDICINE LLC		40	34	46%	74
RESTORE HEALTH URGENT CARE		22	51	70%	73
SCOTT LAKE HEALTH AND REHABILITATION CENTER		71	2	3%	73
CONSULATE HEALTH CARE - LAKE MARY		72	1	1%	73
NORTH FLORIDA EVALUATION AND TREATMENT CENTER	1	67	5	7%	73
DEPARTMENT OF HEALTH BUREAU OF FAMILY		72	1	1%	73
SEMINOLE SPORTS AND FAMILY MEDICINE		65	8	11%	73
WHITE WILSON MEDICAL CENTER IMMEDIATE CARE		3	70	96%	73
Centre Pointe Health and Rehabilitation Center		67	6	8%	73
TUSCAN ISLE CHAMPIONSGATE OP CO LLC		71	1	1%	72
LAUREL POINT CARE ACQUISITION LLC DBA SANDGATE GARDENS REHAB AND NURSI		67	5	7%	72
SEVEN HILLS HEALTH AND REHABILITATION CENTER		56	16	22%	72
HAVEN OF OUR LADY OF PEACE		72			72
BROWARD HEALTH MEDICAL CENTER		3	69	96%	72
BROOKDALE OVIEDO		70	2	3%	72
DOUGLAS T JACOBSON STATE VETERANS HOME		71			71
GRAND OAKS OF JENSEN BEACH LLC		71			71
WINDSOR OAKS		70	1	1%	71
RIVERSIDE RECOVERY OF TAMPA		70	1	1%	71
NEW SMYRNA BEACH URGENT CARE			71	100%	71
MICRO PATH LABORATORIES INC		69	2	3%	71
PROMEDICA LABORATORIES		21	50	70%	71
STERLING HOUSE OF TALLAHASSEE	3	62	6	8%	71
ADVANCED LAB		67	4	6%	71
HEALTH FIRST - PALM BAY HOSPITAL		2	69	97%	71
AMMON LABS		61	10	14%	71
CENTRAL BALDWIN IMMEDIATE CARE & FAMILY PRACTICE		54	16	23%	70
MEMORIAL MANOR		70			70
MD 365 MEDICAL CARE PLLC		70			70
SUNCOAST COMMUNITY HEALTH CENTERS PEDIATRICS		21	49	70%	70
Highlands Regional Hospital		63	7	10%	70
KINDRED HOSPITAL MELBOURNE		69	1	1%	70
MINUTECLINIC DIAGNOSTIC OF SOUTH CAROLINA, LLC		63	7	10%	70
SENIOR LIVING VII TAMPA LLC	1	59	9	13%	69
USF HEALTH MORSANI CENTER		5	64	93%	69
PARKSIDE INN	3	64	2	3%	69
LANDMARK, THE		36	33	48%	69
SEA PINES REHABILITATION HOSPITAL		69			69
ANGELS DIAGNOSTIC GROUP		55	14	20%	69
SIMED LABORATORY		57	12	17%	69
SUMMIT AT VENICE	2	63	4	6%	69
WESTWOOD NURSING & REHAB		48	21	30%	69
MARTIN ACQUISITION 1 LLC DBA		58	11	16%	69
HERITAGE HEALTHCARE AND REHABILITATION CENTER		69			69

COVID-19: testing by laboratory

Data through Jan 17, 2021 verified as of Jan 18, 2021 at 09:25 AM

Data in this report are provisional and subject to change.

The numbers in the table below represent the number of Florida and non-Florida residents for whom test results were received by the Department of Health. A person can be tested by more than one laboratory and can have both positive and negative results. **Therefore, the sum of the numbers in each column will be larger than the total number of people tested.**

Reporting lab	Inconclusive	Negative	Positive	Percent positive	Total
ADVENTHEALTH MEDICAL GROUP FAMILY MEDICINE AT		50	18	26%	68
HOSPICE OF THE TREASURE COAST		65	3	4%	68
SUNCOAST OPTIMAL WELLNESS		23	45	66%	68
BROOKDALE FORT MYERS THE COLONY		64	4	6%	68
OAKHURST CENTER		65	3	4%	68
Avante at St Cloud, Inc.		66	2	3%	68
AEL- MEMPHIS		17	51	75%	68
DAYSRING SENIOR LIVING LLC		65	2	3%	67
LAB PLUS, LLC AT SAINT THOMAS WEST HOSPITAL		53	14	21%	67
WATERCREST ST LUCIE WEST	1	63	3	4%	67
MEDICATION ROOMS-CSU/CI NURSE STATION	1	59	7	10%	67
HUNTINGTON HOSPITAL LABORATORY		65	2	3%	67
MD LABS		40	27	40%	67
PLANTATION GENERAL HOSPITAL CLINICAL LAB		26	41	61%	67
QUICK CARE MED LLC	1	59	7	10%	67
ALTERNATIVE LIVING, INC DBA TWIN CITIES PAVILION		66			66
PALMS EDGE	1	61	4	6%	66
VIERA DEL MAR HEALTH AND REHABILITATION CENTER		63	3	5%	66
ASSOCIATED CLINICAL LABORATORIES		59	7	11%	66
POINTE, THE		64	2	3%	66
ABSOLUTE GENOMICS		33	33	50%	66
FIRSTCARE CLINIC		32	34	52%	66
WILLOWBROOKE COURT AT ST ANDREWS ESTATES		62	4	6%	66
MEDEX MEDICAL EXPRESS OF PALATKA			66	100%	66
CRAIG BERGER MD PL D/B/A BAY AREA EYE INSTITUTE		66			66
KINDRED HOSPITAL NORTH FLORIDA	2	59	5	8%	66
ST VINCENT'S BIRMINGHAM		62	4	6%	66
SUNSHINE GARDENS		66			66
WHITE WILSON MEDICAL CENTER PA - NAVARRE		1	64	98%	65
EAST ALABAMA MEDICAL CENTER LABORATORY		55	10	15%	65
CL BRUMBACK PRIMARY CARE CLINICS		16	49	75%	65
SAN JOSE SENIOR CARE LLC	1	43	21	32%	65
AMERICAN FAMILY MEDICAL LLC		38	27	42%	65
ELLENTON PEDIATRICS PA		57	8	12%	65
SONNIS PEDIATRICS PA		59	6	9%	65
JOSEPH L MORSE GERIATRIC CENTER	2	59	3	5%	64
STONY BROOK SOUTHAMPTON		63	1	2%	64
WEST COAST FAMILY MEDICAL CARE		48	16	25%	64
A COUNTRY PLACE ASSISTED LIVING FACILITY		64			64
GV NAPLES OPCO, LLC		63	1	2%	64
OPPENHEIMER PLASTIC SURGERY LLC		60	4	6%	64
GENPATH			64	100%	64
MED EXPRESS		6	58	91%	64
Mt Sinai Aventura			64	100%	64
EISENHOWER ARMY MEDICAL CENTER		60	4	6%	64
OUT OF STATE		40	24	38%	64

COVID-19: testing by laboratory

Data through Jan 17, 2021 verified as of Jan 18, 2021 at 09:25 AM

Data in this report are provisional and subject to change.

The numbers in the table below represent the number of Florida and non-Florida residents for whom test results were received by the Department of Health. A person can be tested by more than one laboratory and can have both positive and negative results. **Therefore, the sum of the numbers in each column will be larger than the total number of people tested.**

Reporting lab	Inconclusive	Negative	Positive	Percent positive	Total
ELMCROFT OF BELLA VITA☐		56	8	13%	64
NEMOURS CHILDRENS PRIMARY CARE OVIEDO		51	13	20%	64
WADSWORTH HEALTH CENTER		60	3	5%	63
MINNESOTA TWINS		60	3	5%	63
FLORIDA PEDIATRIC GROUP		27	36	57%	63
SUMMER VISTA ASSISTED LIVING		38	25	40%	63
MEDI CLINIC SARASOTA INC		62	1	2%	63
MAGNOLIA MEDICAL CLINIC		10	53	84%	63
F&T MEDICAL RESEARCH, INC		63			63
KINDRED HOSPITAL - SOUTH FLORIDA		63			63
APC PEDIATRICS AT RYE ROAD MEDICAL PARK		63			63
VIERA HEALTH AND REHABILITATION CENTER		62	1	2%	63
OVERLOOK HOSPITAL LABORATORY		57	5	8%	62
EXACT SCIENCES LABORATORIES, LLC		15	47	76%	62
SEAVIEW NURSING AND REHABILITATION CENTER		62			62
STUART LODGE LIVING LLC		42	20	32%	62
ORLANDO LUTHERAN TOWERS ASSISTED LIVING		62			62
AFC PHYSICIANS OF FLORIDA PA		24	37	61%	61
EMERALD COAST HOSPICE		60	1	2%	61
BOND CLINIC DR ELDEEB		35	26	43%	61
HOSPICE OF THE EMERALD COAST INC - PANAMA CITY	1	56	4	7%	61
MIAMI VA HEALTHCARE SYSTEM			61	100%	61
ADVENTHEALTH EXPRESS CARE AT WALGREENS 49TH STREET		46	15	25%	61
AMERICAN FAMILY MEDICAL		48	13	21%	61
NXGEN MDX		20	41	67%	61
WASHINGTON REHABILITATION AND NURSING CENTER		51	10	16%	61
BEACHES PEDIATRICS PA		58	3	5%	61
EC OPCO CARROLLWOOD LLC		55	6	10%	61
SUMMIT MEDICAL GROUP PA		56	5	8%	61
ST PETERSBURG PEDIATRICS-SEMINOLE BLVD		49	12	20%	61
ISLAND COAST PEDIATRICS		56	5	8%	61
OAK MANOR NURSING HOME		59	2	3%	61
BROWARD HEALTH MEDICAL CENTER CLINICAL LAB			60	100%	60
CATHOLIC HEALTH SERVICES REGIONAL LAB		54	6	10%	60
FLAGLER COLLEGE HEALTH SERVICES		43	17	28%	60
TWIN CREEKS ASSISTED LIVING & MEMORY CARE		57	3	5%	60
HAWTHORN HOUSE☐		50	10	17%	60
MED COMP SCIENCES		1	59	98%	60
A2Z DIAGNOSTICS		59	1	2%	60
NORTH FLORIDA RETIREMENT VILLAGE		59	1	2%	60
LAKELAND REGIONAL HEALTH		36	24	40%	60
EMBRY RIDDLE AERONAUTICAL UNIVERSITY HEALTH SERVICES			60	100%	60
Stratford Court of Palm Harbor		50	9	15%	59
AVANTE AT OCALA INC		55	4	7%	59
ASHRAF MEDICAL GROUP PLLC DBA PULSE MD		58	1	2%	59
MILLENMUM PHYSICIANS GROUP		1	58	98%	59

COVID-19: testing by laboratory

Data through Jan 17, 2021 verified as of Jan 18, 2021 at 09:25 AM

Data in this report are provisional and subject to change.

The numbers in the table below represent the number of Florida and non-Florida residents for whom test results were received by the Department of Health. A person can be tested by more than one laboratory and can have both positive and negative results. **Therefore, the sum of the numbers in each column will be larger than the total number of people tested.**

Reporting lab	Inconclusive	Negative	Positive	Percent positive	Total
BIG BOCA SMILES LLC		57	2	3%	59
BIOTECH		52	7	12%	59
INTERNAL LAB		50	9	15%	59
CENTRA CARE POINCIANA	1	45	13	22%	59
CLERMONT URGENT CARE			59	100%	59
RITECARE MED CTR H			59	100%	59
TUSCAN ISLE OPERATING COMPANY LLC DBA		56	3	5%	59
Margate Health and Rehabilitation Center		56	2	3%	58
CENTRAL FLORIDA HEALTHCARE GROUP LLC		48	10	17%	58
EXPERTUS LABORATORIES INC		24	34	59%	58
THE CANOPY AT BERRYHILL		58			58
REGENTS PARK OF BOCA RATON		56	2	3%	58
LENOX HILL HOSPITAL		52	6	10%	58
ALTAMONTE PEDIATRIC ASSOCIATES		31	27	47%	58
ALZHEIMERS CARE CENTER OF VIERA LTD		37	20	35%	57
PALM BAY URGENT CARE		28	29	51%	57
PUBLIC SQUARE PHARMACY LLC		43	14	25%	57
MCW MENTAL HEALTH LLC		55	2	4%	57
ASCENSION SACRED HEART BAY LABORATORY		54	3	5%	57
NORTH SHORE UNIVERSITY HOSPITAL LABORATORY		51	6	11%	57
KAPG FLEMING ISLAND SENIOR HOUSING OPCO LLC	1	56			57
CENTURY CENTER FOR REHABILITATION & HEALING		41	16	28%	57
MALCOM RANDALL DEPT OF VAMC			57	100%	57
DELAND WELLNESS CENTER			56	100%	56
BAPTIST HEALTH SOUTH FLORIDA - WEST BOCA URGENT CARE		34	22	39%	56
FHMG LAKE MARY PEDS		45	11	20%	56
JERICO URGENT CARE		53	3	5%	56
LAKELAND REGIONAL HEALTH LAKE MIRIAM		24	32	57%	56
RARITAN BAY PERTH AMBOY		51	5	9%	56
VETERANS AFFAIRS MEDICAL CENTER - GULF COAST		27	29	52%	56
EAGLES WATCH CLUSTER		47	9	16%	56
ATMORE COMMUNITY HOSPITAL LABORATORY		37	19	34%	56
Peninsula Care and Rehab		52	4	7%	56
PORT CHARLOTTE REHABILITATION CENTER		47	9	16%	56
TIFFANY HALL NURSING AND REHAB		44	12	21%	56
ARBOR TERRACE SAN JOSE LLC	3	52	1	2%	56
HORIZON ALF		55	1	2%	56
SONATA HUNTERS CREEK		47	8	15%	55
PANCARE HEALTH GULF COUNTY		40	15	27%	55
CENTRA CARE - CONWAY		21	34	62%	55
WILSON MEMORIAL REGIONAL MEDICAL CENTER		51	4	7%	55
INDIGO MANOR		22	33	60%	55
PREMIER MEDICAL ASSOCIATES ALL FLORIDA LLC		54	1	2%	55
UNITED LABORATORY SERVICES CORPORATION		38	16	30%	54
CLERMONT HEALTH AND REHAB		40	14	26%	54
STEWART SEBASTIAN RIVER MEDICAL CENTER		27	27	50%	54

COVID-19: testing by laboratory

Data through Jan 17, 2021 verified as of Jan 18, 2021 at 09:25 AM

Data in this report are provisional and subject to change.

The numbers in the table below represent the number of Florida and non-Florida residents for whom test results were received by the Department of Health. A person can be tested by more than one laboratory and can have both positive and negative results. **Therefore, the sum of the numbers in each column will be larger than the total number of people tested.**

Reporting lab	Inconclusive	Negative	Positive	Percent positive	Total
STEINHATCHEE FAMILY MEDICAL CENTER	1	47	6	11%	54
JUNIPER VILLAGE AT NAPLES		53	1	2%	54
CERTUS MTD OPCP LLC		52	2	4%	54
ADVENT HEALTH - PALM COAST		1	53	98%	54
ST. CLOUD MEDICAL GROUP		54			54
SARASOTA CO. HEALTH DEPT # 58		40	14	26%	54
ROSECASTLE AT DELANEY CREEK		53	1	2%	54
MENTAL HEALTH CARE INC		44	9	17%	53
BAPTIST MEDICAL CENTER SOUTH		38	15	28%	53
ADVENTHEALTH EXPRESS CARE AT WALGREENS		38	15	28%	53
PRO HEALTH			53	100%	53
KENDALL REGIONAL MEDICAL CENTER LAB	3		50	94%	53
HEALTHPOINT MED GRP OF THE EMERALD COAST LLC		38	15	28%	53
JACOBI MEDICAL CENTER		50	3	6%	53
FLORIDA MEDICAL CLINIC LLC		34	19	36%	53
IMA MEDICAL GROUP		28	25	47%	53
Osprey Point Nursing Center		51	2	4%	53
ROHR HOME		50	3	6%	53
MINUTECLINIC DIAGNOSTIC OF TEXAS, LLC		46	7	13%	53
PANCARE HEALTH - MALONE CLINIC		48	4	8%	52
JUPITER MEDICAL CENTER URGENT CENTER		35	17	33%	52
ADVENT HEALTH		49	3	6%	52
MED ONE AT SAINT AUGUSTINE		33	19	37%	52
NITE LITE PEDIATRICS - PORT ST. LUCIE		43	9	17%	52
ST FRANCIS HOSPITAL		45	7	13%	52
INTERNAL MEDICINE SPECIALIST		46	6	12%	52
TUKA PEDIATRICS		7	45	87%	52
WALGREENS 9627		47	5	10%	52
BIOREFERENCE LABORATORIES		3	49	94%	52
LAKE HOWELL FAMILY MEDICINE ASSOCIATES		44	8	15%	52
SNH BRFL TENANT LLC	2	50			52
OKEECHOBEE URGENT CARE		17	35	67%	52
ARBOR OAKS AT TYRONE	5	47			52
GULFVIEW MEDICAL INSTITUTE		51			51
APOLLOMDX LABS		29	22	43%	51
PHYSICIANS PRIMARY CARE OF SOUTHWEST FLORIDA		39	12	24%	51
ARDEN COURTS OF SEMINOLE		50	1	2%	51
CHAMBREL AT ISLAND LAKE		50	1	2%	51
ALEXANDER NININGER STATE VETERANS		51			51
CORAL GABLES HOSPITAL			51	100%	51
AVANTE ST CLOUD		48	3	6%	51
CLARE BRIDGE OF SARASOTA		50	1	2%	51
SEMINOLE TRIBE OF FLORIDA		36	15	29%	51
PRIMECARE AT TWIN LAKES			50	100%	50
SONATA BOCA RATON		48	2	4%	50
CHILDREN'S HOSPITAL OF ALABAMA		49	1	2%	50

COVID-19: testing by laboratory

Data through Jan 17, 2021 verified as of Jan 18, 2021 at 09:25 AM

Data in this report are provisional and subject to change.

The numbers in the table below represent the number of Florida and non-Florida residents for whom test results were received by the Department of Health. A person can be tested by more than one laboratory and can have both positive and negative results. **Therefore, the sum of the numbers in each column will be larger than the total number of people tested.**

Reporting lab	Inconclusive	Negative	Positive	Percent positive	Total
PALM RIVER COMMUNITY HEALTH CENTER		45	5	10%	50
COOPER FAMILY MEDICAL PLLC		36	14	28%	50
BioReference Laboratories, Inc		6	44	88%	50
GATEWAY CARE CENTER		50			50
SAMFORD UNIVERSITY HEALTH SERVICES		48	1	2%	49
USF		1	48	98%	49
SOLARIS SENIOR LIVING NORTH NAPLES		48	1	2%	49
FLORIDA HEALTH CARE		6	43	88%	49
Golfview Healthcare Center		49			49
GENEDX		36	13	27%	49
ALLEGRO		47	2	4%	49
ADVENT HEALTH CENTRA CARE - SAND LAKE		19	30	61%	49
ALLIANCE PEDIATRICS		24	25	51%	49
SUPERIOR RESIDENCES OF LECANTO		34	15	31%	49
SOFT CELL LABORATORIES		45	4	8%	49
SARATOGA HOSPITAL LABORATORY		44	4	8%	48
BIOIQ			48	100%	48
TRINITY AL SENIOR HOUSING LLC		44	4	8%	48
CAREMED INTERNAL MEDICINE		30	18	38%	48
RAINBOW PEDIATRICS PC LLC / BREAKFAST POINT		38	10	21%	48
PREMIER MEDICAL ASSOCIATES		46	2	4%	48
BAY CENTER HURRICANE SHELTER		48			48
COURTYARD GARDENS OF JUPITER		48			48
NAPLES PEDIATRICS INC		43	5	10%	48
INN AT THE FOUNTAINS, THE		34	14	29%	48
ADVENT HEALTH CENTRA CARE - EAST ORLANDO		21	27	56%	48
NAPHCARE, INC AT MANATEE COUNTY JAIL		28	20	42%	48
TROY REGIONAL MEDICAL CENTER		38	10	21%	48
BARRY UNIVERSITY STUDENT HEALTH SERVICES		37	11	23%	48
COOPER FAMILY MEDICAL, PLLC		39	9	19%	48
The Ponce Therapy Care Center		45	3	6%	48
HERNANDO COUNTY FIRE RESCUE DISTRICT		23	25	52%	48
TRADITIONAL HOME HEALTH OF PALM BEACH INC		47			47
LUTHERAN HAVEN ASSISTED LIVING		47			47
DOH		23	24	51%	47
GREENLEAF ALF		46	1	2%	47
LAKE CITY VA MEDICAL CENTER			47	100%	47
EMERALD COAST BEHAVIORAL HOSPITAL		45	2	4%	47
MINUTECLINIC DIAGNOSTIC OF OHIO LLC		34	13	28%	47
INTERLAB		1	46	98%	47
PEDIATRIC CARE CENTER- JACKSONVILLE BEACH		19	28	60%	47
FINLAY CLINICAL LABORATORY		20	27	57%	47
NAVARRE GARDENS		41	6	13%	47
SOUTHEAST ALABAMA MEDICAL CENTER			46	100%	46
H LEE MOFFITT CANCER CENTER MICRO		46			46
GRAND OAKS OF PALM CITY LLC	1	39	6	13%	46

COVID-19: testing by laboratory

Data through Jan 17, 2021 verified as of Jan 18, 2021 at 09:25 AM

Data in this report are provisional and subject to change.

The numbers in the table below represent the number of Florida and non-Florida residents for whom test results were received by the Department of Health. A person can be tested by more than one laboratory and can have both positive and negative results. **Therefore, the sum of the numbers in each column will be larger than the total number of people tested.**

Reporting lab	Inconclusive	Negative	Positive	Percent positive	Total
COLLIER BLVD HMA PHYSICIAN MANAGEMENT LLC		46			46
ST PETERSBURG PEDIATRICS-EAST BAY		36	10	22%	46
PALM BAY PEDIATRICS		34	12	26%	46
HARTFORD HEALTH SERVICES LLC		46			46
CAPE REGIONAL MEDICAL CENTER		44	2	4%	46
POPLAR HEALTHCARE PLLC	1	11	34	74%	46
EAST MANATEE FAMILY	1	1	44	96%	46
MARQUIS LABS, LLC		46			46
PREMIER PLACE HEALTHCARE AT THE GLENVIEW		46			46
JACKSON COUNTY HEALTH DEPARTMENT		20	26	57%	46
PENNSYLVANIA DEPT OF HEALTH		20	26	57%	46
UNIVERSITY OF CENTRAL FLORIDA HEALTH SERVICES		45			45
HARMONY CLINIC		1	44	98%	45
GOOD HEARTS COVID TESTING		8	37	82%	45
REDI-MED WALK-IN FAMILY CARE			45	100%	45
ST PETERSBURG PEDIATRICS-PARK BLVD		34	11	24%	45
LITTLE NECK URGENT CARE		43	2	4%	45
AFTER HOURS PEDIATRICS			45	100%	45
GEORGE SAFRAN MD PC		40	5	11%	45
ADVENT HEALTH - MOUNT DORA		6	39	87%	45
SOUTHPORT SQUARE HARBOUR HEALTH		45			45
HEALTH FIRST - CAPE CANAVERAL HOSPITAL		1	44	98%	45
ADVENT HEALTH MEDICAL GROUP OB GYN AT		39	6	13%	45
GENESIS DERMATOLOGY		41	4	9%	45
FLORIDA DEPARTMENT OF HEALTH IN TAYLOR COUNTY		27	18	40%	45
BUECHELE DENTAL PA DBA CLERMONT FAMILY DENTISTRY		36	9	20%	45
VALENCIA HOUSE ALF		45			45
Summit Medical Group, Pa Dba Citymd		41	4	9%	45
ADVENT HEALTH - LAKE MARY		36	8	18%	44
ADVENTHEALTH MEDICAL GROUP PRIMARY CARE		43	1	2%	44
BAY PINES MEDICAL ASSOCIATES		1	43	98%	44
KAPG ST AUGUSTINE SENIOR HOUSING OPCO LLC		35	9	20%	44
L&S SENIOR CARE DBA ARCADIA OAKS	1	43			44
NORTH SHORE MEDICAL LABS	1	40	3	7%	44
ALLIANCE OF PHYSICIANS AGAINST COVID-19			44	100%	44
ROCHESTER GENERAL HOSPITAL LABORATORY		40	4	9%	44
MOOSEHAVEN LIFE CARE CENTER		44			44
ORCHID COVE AT DAYTONA		39	5	11%	44
PRECISION HEALTH SOLUTIONS LAB		9	35	80%	44
WINTER GARDEN REHAB AND NURSING CENTER		40	4	9%	44
VISITING PHYSICIANS ASSOCIATION		40	4	9%	44
VITAS HEALTHCARE CORP OF FLORIDA		44			44
PEDIATRICS OF CENTRAL FLORIDA - SAINT CLOUD	2	40	2	5%	44
BISHOP GRADY VILLAS		43			43
CRESTVIEW URGENT CARE			43	100%	43
FAMILY EXTENDED CARE OF WINTER HAVEN		41	2	5%	43

COVID-19: testing by laboratory

Data through Jan 17, 2021 verified as of Jan 18, 2021 at 09:25 AM

Data in this report are provisional and subject to change.

The numbers in the table below represent the number of Florida and non-Florida residents for whom test results were received by the Department of Health. A person can be tested by more than one laboratory and can have both positive and negative results. **Therefore, the sum of the numbers in each column will be larger than the total number of people tested.**

Reporting lab	Inconclusive	Negative	Positive	Percent positive	Total
QUOTIENT SCIENCES			43	100%	43
LAKE MARY KIDS CENTRA CARE		33	10	23%	43
BRANCH MEDICAL CLINIC			43	100%	43
DAVID POSNACK JEWISH DAY SCHOOL		43			43
HOSPICE OF MARTIN & ST LUCIE, INC		43			43
CARDIOLOGY AND MEDICINE ASSOCIATES		33	10	23%	43
QUALITY URGENT CARE AND WELLNESS		31	12	28%	43
Guardian Care Nursing and Rehabilitation Center		43			43
MOBILE DOC FL, LLC		29	14	33%	43
PATRICK AIR FORCE BASE		3	40	93%	43
STUART URGENT CARE			43	100%	43
BURRY'S PHARMACY INC		25	18	42%	43
SOMERBY OF SANTA ROSA BEACH		40	3	7%	43
MEDLOGIC LABORATORIES		3	39	93%	42
UTAH CVS PHARMACY, LLC		40	2	5%	42
FLORIDA HOSPITAL		26	16	38%	42
SACRED HEART HEALTH SYSTEM INC		28	14	33%	42
WEST ISLIP URGENT CARE		40	2	5%	42
NORTH FLORIDA MEDICAL CENTER		38	4	10%	42
GRAND ST PAUL CVS		42			42
PRINCETON VILLAGE□		39	3	7%	42
CLINICAL LABORATORY		42			42
LAKE REGIONAL URGENT CARE		1	41	98%	42
CENTRA CARE – APOPKA	1	2	39	93%	42
Atlantic Shore Nursing and Rehab		42			42
SANIBEL INTERNAL MEDICINE, LLC		40	2	5%	42
FLORIDA MEDICAL CLINIC PA		37	5	12%	42
PEDIATRIC SERVICES OF AMERICA INC		41	1	2%	42
BRONX LEBANON HOSPITAL-MEDICAL CENTER		37	4	10%	41
ARBOR TERRACE ORTEGA LLC		41			41
MAIMONIDES-SHALOM ACADEMY, INC		40	1	2%	41
PANIRA HEALTHCARE CLINIC		1	40	98%	41
QHC UPSTATE MEDICAL PC		34	7	17%	41
VENICE REGIONAL MEDICAL CENTER BAYFRONT HEALTH		12	29	71%	41
ROCKLEDGE REGIONAL MEDICAL CENTER		30	11	27%	41
TGH URGENT CARE POWERED BY FAST TRACK			41	100%	41
ADVENT HEALTH EXPRESS CARE		4	37	90%	41
PEDIATRICS OF CENTRAL FLORIDA KISSI		33	8	20%	41
FLORIDA HOSPITAL NEW SMYRNA		4	37	90%	41
EGLIN AFB		9	32	78%	41
PENSACOLA PEDIATRICS, PA		34	7	17%	41
FHMG_CTR FOR SENIOR HEALTH		36	5	12%	41
PRIDE DIAGNOSTICS		24	16	40%	40
CAPITAL REGIONAL MEDICAL CENTER		2	38	95%	40
Citymd Of Toms River		35	5	13%	40
NEOGENOMICS LABORATORIES INC		40			40

COVID-19: testing by laboratory

Data through Jan 17, 2021 verified as of Jan 18, 2021 at 09:25 AM

Data in this report are provisional and subject to change.

The numbers in the table below represent the number of Florida and non-Florida residents for whom test results were received by the Department of Health. A person can be tested by more than one laboratory and can have both positive and negative results. **Therefore, the sum of the numbers in each column will be larger than the total number of people tested.**

Reporting lab	Inconclusive	Negative	Positive	Percent positive	Total
FERN PARK DEVELOPMENTAL CENTER			40	100%	40
UNIVERSITY OF WEST FLORIDA, THE		40			40
DOH-WEST PALM BEACH BRANCH LABORATORY		2	38	95%	40
AU HEALTH		32	8	20%	40
A PLUS PEDIATRICS		36	4	10%	40
PACIFICA SENIOR LIVING OCALA		35	5	13%	40
CLINICAL PATHOLOGY LABORATORIES, INC		40			40
QUALITY URGENT CARE AND WELLNESS PL		26	14	35%	40
FIRST CHOICE URGENT CARE		10	30	75%	40
NEW YORK PRESBYTERIAN - QUEENS DIAGNOSTIC		39	1	3%	40
D PEDIATRICS		38	1	3%	39
HIALEAH HOSPITAL RESPIRATORY DEPT			39	100%	39
BAY COUNTY JAIL ANNEX		34	5	13%	39
CEDAR CREEK AT KINGS BAY INC		39			39
PHILLIPPE RIDGE		27	12	31%	39
JUNIPER VILLAGE AT CAPE CORAL		34	5	13%	39
MEDEX MEDICAL EXPRESS OF PALATKA LLC			39	100%	39
URGENT CARE & WELLNESS CENTER		10	29	74%	39
LOURDES HOSPITAL INC		37	2	5%	39
NEXT MOLECULAR ANALYTICS		9	30	77%	39
CLINICAL RESEARCH SEQUENCING PLATFORM		8	31	79%	39
BOND AND STEELE CLINIC, PA		33	6	15%	39
ECOLAB GROUP		8	31	79%	39
LARA HEALTH AND WELLNESS CENTER LLC		39			39
ADVANCED EMURGENT CARE		8	31	79%	39
FHMG- FLORIDA HOSPITAL MEDICAL GROUP		31	8	21%	39
GENTIVA HEALTH SERVICES CERTIFIED INC		36	3	8%	39
MISSION OAKS ASSISTED LIVING		36	2	5%	38
MOLECULAR DIAGNOSTICS		5	33	87%	38
life Care Center of Melbourne		23	15	39%	38
Palms at Ponte Vedra Assisted Living and Memory Care		37	1	3%	38
WALGREENS 4915		35	3	8%	38
BENTON HOUSE OF ST. JOHNS		36	2	5%	38
PANCARE HEALTH - JACKSON COUNTY		29	9	24%	38
FLORIDA HEALTH CARE DELAND			38	100%	38
JUPITER MEDICAL CENTER URGENT CARE - STUART		23	15	39%	38
MISIR DRUGS LLC		29	9	24%	38
KINDRED AT HOME		30	8	21%	38
UNIVERSITY OF ALABAMA		35	3	8%	38
HOMEWOOD RESIDENCE AT FREEDOM PLAZA		37	1	3%	38
INTERNAL MEDICINE ASSOCIATES PA		35	3	8%	38
ADVENT HEALTH - LAKE WALES		28	10	26%	38
BOND CLINIC, PA		9	29	76%	38
MINUTECLINIC DIAGNOSTIC OF NORTH CAROL		30	7	19%	37
PATHOGENIUS LABORATORIES		30	7	19%	37
HOME CARE PHARMACY		37			37

COVID-19: testing by laboratory

Data through Jan 17, 2021 verified as of Jan 18, 2021 at 09:25 AM

Data in this report are provisional and subject to change.

The numbers in the table below represent the number of Florida and non-Florida residents for whom test results were received by the Department of Health. A person can be tested by more than one laboratory and can have both positive and negative results. **Therefore, the sum of the numbers in each column will be larger than the total number of people tested.**

Reporting lab	Inconclusive	Negative	Positive	Percent positive	Total
THE COLLIER AT NAPLES		36	1	3%	37
WALGREENS 2941		36	1	3%	37
AUTUMN OF SARASOTA		12	25	68%	37
ONE MILO		37			37
ERDOX		35	2	5%	37
AMERICAN HOUSE COCONUT POINT		34	3	8%	37
VILLAGES REGIONAL HOSPITAL SURGERY CENTER LLC, THE		23	14	38%	37
BOULEVARD REHABILITATION CENTER		24	13	35%	37
FAMILY EXTENDED CARE OF SEBRING INC		35	2	5%	37
HR SARASOTA OPERATOR LLC		25	12	32%	37
BROOKDALE OF SPRING HILL	1	36			37
SH HERON EAST LLC		37			37
HOLZER HEALTH CENTER		5	32	86%	37
FLORIDA DEPARMENT OF HEALTH CLAY COUNTY		25	12	32%	37
PONCE THERAPY CARE CENTER		34	3	8%	37
TURNING POINT OF TAMPA		33	4	11%	37
BVL/LITTLE ANGEL PEDIATRICS		36			36
WOLFF CTR FOR CHILD & ADOLESCENT HEALTH PLLC,THE		24	12	33%	36
PRACTICE MANAGEMENT OF AMERICA, INC.		7	29	81%	36
NORTHWELL HEALTH PLAINVIEW HOSPITAL LABORATORY		27	9	25%	36
BERNHARDT LABORATORIES	1	9	26	72%	36
CENTRA CARE - LAKE NONA		3	33	92%	36
CITYMD OF MANAHAWKIN		34	2	6%	36
ADVENT HEALTH - FISH MEMORIAL		2	33	94%	35
PLAINVIEW URGENT CARE		33	2	6%	35
P23 LABS		35			35
WUESTHOFF MEMORIAL HOSPITAL			35	100%	35
University Hills health and Rehabilitation		26	9	26%	35
IRL		4	31	89%	35
BEEHIVE HOMES OF GULF BREEZE		19	16	46%	35
MEASE COUNTRYSIDE HOSPITAL			35	100%	35
UNION MEDICAL CARE PLLC		35			35
TITUSVILLE FAMILY PRACTICE		14	21	60%	35
THREE OAKS PHARMACY INC		33	2	6%	35
TERRACE AT HOBE SOUND, THE	1	31	3	9%	35
BROOKDALE JENSEN BEACH		34	1	3%	35
EC OPCO PENSACOLA, LLC		35			35
BAYSHORE PATHOLOGY CONSULTANTS PA		34	1	3%	35
BAYCARE HEALTH SYSTEMS		1	34	97%	35
ALL MY KIDS PEDIATRICS INC		21	14	40%	35
THOMAS INTERNAL MEDICINE		29	6	17%	35
MEDRITE URGENT CARE		25	10	29%	35
ST CLOUD PHYSICIAN MANAGEMENT LLC DBA ST CLOUD		21	14	40%	35
BROOKDALE COLONIAL PARK		34	1	3%	35
LIFESTREAM BEHAVIORIAL CENTER		17	17	50%	34
PALM BAY HOSPITAL			34	100%	34

COVID-19: testing by laboratory

Data through Jan 17, 2021 verified as of Jan 18, 2021 at 09:25 AM

Data in this report are provisional and subject to change.

The numbers in the table below represent the number of Florida and non-Florida residents for whom test results were received by the Department of Health. A person can be tested by more than one laboratory and can have both positive and negative results. **Therefore, the sum of the numbers in each column will be larger than the total number of people tested.**

Reporting lab	Inconclusive	Negative	Positive	Percent positive	Total
ADVENTIST HEALTH SYSTEM FLORIDA		26	8	24%	34
NIGHT LITE PEDIATRICS CENTER LLC		8	26	76%	34
BARTON HEALTH ALLIANCE		2	32	94%	34
MICHAEL AKPEKE MD		25	9	26%	34
COLLIER HMA PHYSICIAN MANAGEMENT LLC		26	8	24%	34
TAYLORVILLE FAMILY MEDICINE		27	7	21%	34
TUSCAN GARDENS OF DELRAY BEACH MANAGEMENT COMPANY,		34			34
INN AT ASTON GARDENS AT PELICAN POINTE,THE		34			34
LEVY COUNTY DEPARTMENT OF HEALTH		25	9	26%	34
MAUREEN OROURKE-FUTEY			34	100%	34
MINUTECLINIC DIAGNOSTIC		34			34
CCRC @ SUNFLOWER LLC		31	3	9%	34
FAST PACE MEDICAL CLINIC, PLLC		30	4	12%	34
BETHESDA HEALTH URGENT CARE			34	100%	34
LAKE WALES OPERATING GROUP LLC		32	2	6%	34
PARAMOUNT WALK-IN CLINIC		1	33	97%	34
RASHDA ALBIBI M.D. P.A.		31	3	9%	34
REDI-MED WALK IN FAMILY CLINIC			34	100%	34
NORTHBROOK CENTER FOR□		33	1	3%	34
HERNANDO ENDOSCOPY AND SURGERY CENTER		26	8	24%	34
CARE CENTERS OF NASSAU		33	1	3%	34
DELCARE PA		27	6	18%	33
ACCURATE DIAGNOSTIC LAB		32	1	3%	33
BOND CLINIC		3	30	91%	33
METRO KNOXVILLE HMA		25	8	24%	33
LODGE HEALTH AND REHABILITATION CENTER, THE		32	1	3%	33
TREASURE COAST FORENSIC TREATMENT CTR		16	17	52%	33
BIOFIRE		7	26	79%	33
GREENRIDGE GROUP HOME	3	11	19	58%	33
PROFESSIONAL URGENT CARE SERVICES		13	20	61%	33
MINUTE CLINIC INCORPORATE		27	6	18%	33
Kensington Gardens		33			33
CITRUS COUNTY HEALTH DEPARTMENT		32	1	3%	33
AHSE ROP		32	1	3%	33
SANFORD MOBILE LAB PGA TOUR		32	1	3%	33
ST. MARYS MEDICAL CENTER		1	32	97%	33
PRMG - EAST NAPLES		23	10	30%	33
LINCOLN DIAGNOSTIC LAB		32	1	3%	33
SPRING MANOR ASSISTED LIVING		33			33
NORTH FLORIDA PEDIATRICS		30	3	9%	33
AYERS NURSING AND REHABILITATION CENTER		33			33
CINNAMON COVE ALF		33			33
MAINSTREET FAMILY URGENT CARE		1	32	97%	33
MINUTECLINIC DIAGNOSTIC OF RHODE ISLAND, LLC #1544		31	1	3%	32
NIGHT LITE PEDIATRICS URGENT CARE CENTER			32	100%	32
RITE MEDICAL CARE PC		32			32

COVID-19: testing by laboratory

Data through Jan 17, 2021 verified as of Jan 18, 2021 at 09:25 AM

Data in this report are provisional and subject to change.

The numbers in the table below represent the number of Florida and non-Florida residents for whom test results were received by the Department of Health. A person can be tested by more than one laboratory and can have both positive and negative results. **Therefore, the sum of the numbers in each column will be larger than the total number of people tested.**

Reporting lab	Inconclusive	Negative	Positive	Percent positive	Total
PERSONAL PEDIATRICS		28	4	13%	32
BRIDGEVIEW CENTER LLC		27	5	16%	32
POARCH BANC CREEK INDIANS TRIBAL HEALTH DEPARTMENT			32	100%	32
LINCOLN MEDICAL AND MENTAL HEALTH CENTER		30	2	6%	32
CENTRA CARE - DR. PHILLIPS		1	31	97%	32
ST AUGUSTINE PEDIATRIC ASSOC		30	2	6%	32
VETERANS HOME			32	100%	32
IPSUM DIAGNOSTICS		3	29	91%	32
JUNO DERMATOLOGY LLC		28	4	13%	32
Heartland Health Care Center North Sarasota		18	14	44%	32
ROSECASTLE OF JACKSONVILLE LLC		31	1	3%	32
CORNERSTONE MEDICAL CARE OF BRANDON PL		29	3	9%	32
JACKSON HEALTH SYSTEM		1	31	97%	32
WESTMINSTER ST AUGUSTINE		32			32
KINDRED HOSPITAL CENTRAL TAMPA BLOOD GAS	1	30	1	3%	32
VETERAN AFFAIRS MEDICAL CENTER - JAMES J PETERS		30	2	6%	32
MOOSEHAVEN HEALTH CENTER		12	20	63%	32
JACKSONVILLE UNIVERSITY		29	3	9%	32
PHYSICIAN ASSOCIATES LLC		26	6	19%	32
VILLAGE ON THE ISLE		27	5	16%	32
University Hospital		28	4	13%	32
AZALEA TRACE PHYSICIAN SERVICES		32			32
OPIS COQUINA CENTER		32			32
ISLAND URGENT CARE PLLC		32			32
COLLIER ANESTHESIA PAIN LLC		31			31
S-H THIRTY FIVE OPCO - ORANGE CITY, LLC		22	9	29%	31
LabCorp L#09258130 M#09258125		12	19	61%	31
TRADITIONAL HOME CARE INC		30	1	3%	31
PANCARE HEALTH - FREEPORT CLINIC SUITE B		27	4	13%	31
ESCAMBIA COUNTY JAIL		18	13	42%	31
IMA MEDICAL GROUP POINCIANA		14	17	55%	31
MINUTECLINIC DIAGNOSTIC OF SOUTH CARO		25	6	19%	31
LONG ISLAND JEWISH MED CTR		28	3	10%	31
DISCOVERY COMMONS AT BRADENTON		31			31
STEWART MEDICAL GROUP, INC		21	10	32%	31
NORTH CENTRAL BRONX HOSPITAL		30	1	3%	31
STETSON UNIVERSITY STUDENT HEALTH CENTER		3	28	90%	31
REGENCY PARK ASSISTED LIVING FACILITY		29	2	6%	31
WILLISTON PEDIATRICS PA		18	13	42%	31
MARIANNA HEALTH AND REHABILITATION CENTER		30	1	3%	31
FELICIDAD MEDICAL CENTER			31	100%	31
Flagler Health and Rehabilitation		30	1	3%	31
Okeechobee Health Care Facility		16	14	47%	30
HIGHLANDS LAKE CENTER		27	3	10%	30
PECONIC BAY MEDICAL CENTER LABORATORY		24	6	20%	30
PENSACOLA DEVELOPMENTAL CENTER		14	16	53%	30

COVID-19: testing by laboratory

Data through Jan 17, 2021 verified as of Jan 18, 2021 at 09:25 AM

Data in this report are provisional and subject to change.

The numbers in the table below represent the number of Florida and non-Florida residents for whom test results were received by the Department of Health. A person can be tested by more than one laboratory and can have both positive and negative results. **Therefore, the sum of the numbers in each column will be larger than the total number of people tested.**

Reporting lab	Inconclusive	Negative	Positive	Percent positive	Total
S-H THIRTY FIVE OPCO - LUTZ, LLC		29	1	3%	30
SOUTHERN LABORATORY		6	24	80%	30
WESTWOOD NURSING AND REHABILITATION		28	2	7%	30
NEUROINTERNATIONAL SARASOTA		28	2	7%	30
LORI MCAULIFFE MD PA		20	10	33%	30
AMEERAH LABS			30	100%	30
CLINCLOUD, LLC			30	100%	30
ADVENT HEALTH PRIMARY CARE PLUS, WINTER GARDEN		26	4	13%	30
CDR MAGUIRE INC	1	4	25	83%	30
LONGLEAF DIAGNOSTIC LABORATORIES		3	27	90%	30
BAY REGIONAL URGENT CARE	1	17	12	40%	30
THE TERRACE AT IVY ACRES ALF		11	19	63%	30
SOS MOBILE MEDICAL CARE LLC		25	5	17%	30
WAVE CREST HEALTH AND REHABILITATION CENTER		30			30
CALADIUM PEDIATRICS		28	2	7%	30
BELVEDERE COMMONS OF SUN CITY CENTER		30			30
PHOSPHORUS DIAGNOSTICS		27	3	10%	30
HERITAGE WATERSIDE		27	3	10%	30
MINUTECLINIC DIAGNOSTIC OF NORTH CARO		27	3	10%	30
MORTON PLANT			30	100%	30
JENNIFER J CHIAVETTA-GRLSANTI DC		23	7	23%	30
MANORCARE AT LELY PALMS		27	2	7%	29
NURSES HELPING HANDS INC ALF		29			29
Gabisa Medical LLC		29			29
NEMOURS CHILDRENS CLINIC		22	7	24%	29
ROYAL CARE OF AVON PARK		26	3	10%	29
COMPREHENSIVE CHILDCARE		23	6	21%	29
PRO HEALTH HARMONY		29			29
FLORIDA DEPARTMENT OF HEALTH IN MONROE COUNTY		26	3	10%	29
ANDALUSIA HEALTH		14	15	52%	29
BROOKDALE CANOPY OAKS			29	100%	29
EVERLYWELL		16	13	45%	29
SUNTREE INTERNAL MEDICINE		29			29
RADIOLOGY ASSOCIATES OF VENICE AND ENGLEWOOD		28	1	3%	29
P4CLINICAL	3	2	24	83%	29
CSL PLASMA INC		7	22	76%	29
INNOVATION CLINICAL TRIALS, INC			29	100%	29
CAMPBELL URGENT CARE			29	100%	29
ADVENT HEALTH - DELTONA ER		12	17	59%	29
DESOTO PALMS ALF		29			29
UNIV OF ROCHESTER-STRONG MEMORIAL HOSP		28	1	3%	29
Consulate Health Care of Orange Park		27	2	7%	29
WALGREENS 3145		26	3	10%	29
EDEN AT CRESTVIEW		12	16	57%	28
ARIZONA DEPARTMENT OF HEALTH SERVICES			28	100%	28
SOLARIS SENIOR LIVING OF MERRITT ISLAND		28			28

COVID-19: testing by laboratory

Data through Jan 17, 2021 verified as of Jan 18, 2021 at 09:25 AM

Data in this report are provisional and subject to change.

The numbers in the table below represent the number of Florida and non-Florida residents for whom test results were received by the Department of Health. A person can be tested by more than one laboratory and can have both positive and negative results. **Therefore, the sum of the numbers in each column will be larger than the total number of people tested.**

Reporting lab	Inconclusive	Negative	Positive	Percent positive	Total
JEFFERSON COUNTY HEALTH DEPARTMENT-MONTICELLO		15	13	46%	28
UNION MEDICAL CARE		28			28
MENORAH HOUSE		27	1	4%	28
GRAMERCY PARK URGENT CARE		27	1	4%	28
CVS		2	26	93%	28
LAKELAND NURSING AND REHABILITATION CENTER			28	100%	28
PORT ST LUCIE HOSPITAL		25	3	11%	28
ACTIVE SENIOR LIVING		26	2	7%	28
TOWERS HOME CARE		25	3	11%	28
DEVELOPMENTAL DISABILITIES DEFENDANT PROGRAM		27	1	4%	28
BONIFAY NURSING AND REHAB CENTER			28	100%	28
PALM GARDEN OF JACKSONVILLE		27	1	4%	28
CALHOUN COUNTY HEALTH DEPT		9	19	68%	28
HEALTH FIRST - VIERA HOSPITAL		1	27	96%	28
PUTNAM COUNTY SHERIFFS OFFICE		23	5	18%	28
CENTRAL FLORIDA PEDIATRICS		13	15	54%	28
RENAISSANCE AT THE TERRACES		27	1	4%	28
HOLY NAME HOSPITAL LABORATORY		26	1	4%	27
SANTA BARBARA CARE CENTER		17	10	37%	27
PREMISE HEALTH MIA			27	100%	27
MAKO MEDICAL		16	11	41%	27
MICHAEL J D'AMBROSE MD PA		25	2	7%	27
CDC		17	10	37%	27
MOBILE MEDICAL ASSOCIATES PL		9	18	67%	27
OAKTREE HEALTHCARE			27	100%	27
UCLA HEALTHCARE CLINICAL LABS		23	4	15%	27
CONNECTICUT DEPARTMENT OF HEALTH		22	5	19%	27
WEST		15	12	44%	27
SOUTHSIDE HOSPITAL NORTHWELL HEALTH LABORATORY		24	3	11%	27
MINUTE CLINIC LLC #2216		25	2	7%	27
BAY COUNTY SHERIFFS OFFICE JAIL FACILITY		22	5	19%	27
CDR MAGUIRE - MIAMI BEACH CC MISSION 17388		2	25	93%	27
RENAISSANCE SENIOR LIVING	1	26			27
ADVENT HEALTH CENTRA CARE LAKELAND		22	5	19%	27
SUNCOAST LABS			27	100%	27
Cleveland Clinic Laboratories		4	23	85%	27
EXPRESS CARE OF BELLEVIEW		27			27
MONCRIEF ARMY HEALTH CLINIC			26	100%	26
WALGREENS #10373		25	1	4%	26
KEY PRIMARY CARE			26	100%	26
THE MINIER URGENT CARE		20	6	23%	26
PSL NAPLES BH OPERATIONS, LLC		26			26
TBI RESIDENTIAL SERVICES, INC.		15	11	42%	26
TGH URGENT CARE - RIVERVIEW			26	100%	26
WASHINGTON COUNTY HEALTH DEPARTMENT		14	12	46%	26
WALK IN MEDICAL URGENT CARE		26			26

COVID-19: testing by laboratory

Data through Jan 17, 2021 verified as of Jan 18, 2021 at 09:25 AM

Data in this report are provisional and subject to change.

The numbers in the table below represent the number of Florida and non-Florida residents for whom test results were received by the Department of Health. A person can be tested by more than one laboratory and can have both positive and negative results. **Therefore, the sum of the numbers in each column will be larger than the total number of people tested.**

Reporting lab	Inconclusive	Negative	Positive	Percent positive	Total
WEST BROWARD CARE CENTER		24	2	8%	26
MINUTECLINIC DIAGNOSTIC OF NEW JERSEY		21	5	19%	26
PULMONARY SPECIALISTS OF THE PALM BEACHES		16	10	38%	26
LOOP PEDIATRICS		22	4	15%	26
ROYAL PALM SENIOR RESIDENCE		26			26
STATEN ISLAND UNIVERSITY HOSPITAL-POUCH		26			26
PORT SAINT JOHN FAMILY PRACTICE		18	8	31%	26
CENTRA CARE – SAND LAKE		1	25	96%	26
JAMAICA HOSPITAL MEDICAL CENTER		24	2	8%	26
HAZELDEN FLORIDA		26			26
PALM BEACH COUNTY FIRE RESCUE		24	2	8%	26
UNIVERSITY MEDICAL CTR OF PRINCETON AT		24	2	8%	26
VI AT BENTLEY VILLAGE HOME CARE		26			26
GOLDEN POND COMMUNITIES		26			26
ADVENT HEALTH PARTIN SETTLEMENT HEALTH PARK		18	8	31%	26
ARCPPOINT LABS OF FORT LAUDERDALE		25			25
HARBORCHASE OF WELLINGTON CROSSING		23	2	8%	25
ADVENT HEALTH CENTRA CARE - LAKE BUTLER BOULEVARD			25	100%	25
STAR CARE		23	2	8%	25
FAMILY EXTENDED CARE OF PUNTA GORDA		25			25
WOMENS CARE FLORIDA LABORATORY		25			25
BULLS HEAD URGENT CARE		25			25
AVALON PARK RETIREMENT RESIDENCE		24	1	4%	25
RIVERHEAD URGENT CARE		24	1	4%	25
Lanier Rehab			25	100%	25
BOCA BIOLISTIC REFERENCE LAB			25	100%	25
SANITAS		4	21	84%	25
FHMG–FLORIDA HOSPITAL MEDICAL GROUP		20	5	20%	25
UNIPATH		18	7	28%	25
EASTERN SHORE URGENT CARE		16	9	36%	25
FLAGLER HOSPITAL INC	2		23	92%	25
WEINBERG VILLAGE		24	1	4%	25
ST. CLOUD HOSPITAL		20	5	20%	25
ADVENT HEALTH - LAKE MARY PEDIATRICS		16	9	36%	25
MORTON PLANT HOSPITAL NURSING			25	100%	25
EAST HILL MEDICAL GROUP		17	8	32%	25
FAMILY CARE PARTNERS		15	10	40%	25
RJ LEE GROUP	1	23	1	4%	25
MIDDLETOWN MEDICAL P C		16	9	36%	25
WELLMED AT NEW TAMPA		19	6	24%	25
VASSAR BROTHERS MEDICAL CENTER LABORATORY		23	1	4%	24
AVENTIS BIO-SERVICES CTL		24			24
SENIOR HEALTH OF WINTER PARK DUNDEE		24			24
INSTITUTE OF PATHOLOGY KINGS COUNTY		24			24
LABORATORY DYNAMICS		20	4	17%	24
NIGHT LITE PEDIATRIC CENTER		10	14	58%	24

COVID-19: testing by laboratory

Data through Jan 17, 2021 verified as of Jan 18, 2021 at 09:25 AM

Data in this report are provisional and subject to change.

The numbers in the table below represent the number of Florida and non-Florida residents for whom test results were received by the Department of Health. A person can be tested by more than one laboratory and can have both positive and negative results. **Therefore, the sum of the numbers in each column will be larger than the total number of people tested.**

Reporting lab	Inconclusive	Negative	Positive	Percent positive	Total
BARNES HEALTHCARE OF FLORIDA LLC		23	1	4%	24
ABL MEDICAL CARE LLC			24	100%	24
HERITAGE OAKS ASSISTED LIVING & MEMORY CARE		20	4	17%	24
VILLAGES REHABILITATION AND NURSING CENTER		24			24
MINUTECLINIC DIAGNOSTIC OF RHODE ISLAND, LLC #212		24			24
BARNETT PARK			24	100%	24
THE RESIDENCE AT TIMBER PINES		24			24
JOHN KNOX VILLAGE OF CENTRAL FLORIDA		20	4	17%	24
WESTMINSTER WOODS ON JULINGTON CREEK		22	2	8%	24
SAN CARLOS PHARMACY		22	2	8%	24
COURTYARDS OF ORLANDO		24			24
THE CHAPPEL GROUP RESEARCH		24			24
LABCORP BURLINGTON		8	16	67%	24
WELLOW URGENT CARE		23	1	4%	24
TRUGENX		1	23	96%	24
MADWAR		19	5	21%	24
MEDCOMP SCIENCES			24	100%	24
HENNEPIN COUNTY MEDICAL CENTER (HCMC)		13	11	46%	24
LAKE MARY - STIRLING CENTER SUITE 202			24	100%	24
ALABAMA CLINICS		12	12	50%	24
TARPON BAYOU CENTER			24	100%	24
GIBBENS FAMILY MEDICAL, LLC		17	7	29%	24
PHYSICIANS PRIMARY CARE OF SW FLORIDA PL		24			24
SAFARI PEDIATRICS PA		22	1	4%	23
EMERITUS AT NAPLES	1	22			23
FAST PACE MEDICAL CLINIC		21	2	9%	23
MED PLUS FLORENCE		19	4	17%	23
NORTH FLORIDA PEDIATRICS - JACKSONVILLE		21	2	9%	23
PREMIER COMMUNITY HEALTHCARE GROUP INC		22	1	4%	23
THE WATERMARK AT VISTAWILLA		23			23
MADISON COUNTY MEMORIAL HOSP		12	11	48%	23
CROSSROADS URGENT CARE		14	9	39%	23
DUVAL PHARMACY		18	5	22%	23
NEW JERSEY		22	1	4%	23
EGL GENETIC DIAGNOSTICS		1	22	96%	23
COLONY CARE CENTER		14	9	39%	23
WEST VOLUSIA FAMILY AND SPORTS MEDICINE		23			23
LABORATORY ALLIANCE OF CENTRAL NEW YORK		22	1	4%	23
PARK WEST MEDICAL CENTER		22	1	4%	23
WUESTHOFF MEDICAL CENTER-MELBOURNE			23	100%	23
STATE LAB		2	21	91%	23
PENSACOLA PEDIATRICS - PACE		16	7	30%	23
UNIVERSITY HILLS HEALTH AND REHABILITATION CENTER		18	5	22%	23
THE COMMONWEALTH OF MASSACHUSETTS			23	100%	23
NOBLE SENIOR LIVING		3	20	87%	23
EASYPART WALK-IN CLINIC		11	12	52%	23

COVID-19: testing by laboratory

Data through Jan 17, 2021 verified as of Jan 18, 2021 at 09:25 AM

Data in this report are provisional and subject to change.

The numbers in the table below represent the number of Florida and non-Florida residents for whom test results were received by the Department of Health. A person can be tested by more than one laboratory and can have both positive and negative results. **Therefore, the sum of the numbers in each column will be larger than the total number of people tested.**

Reporting lab	Inconclusive	Negative	Positive	Percent positive	Total
MILLENNIUM PHYSICIAN GROUP LLC		19	4	17%	23
ISLAND COAST PEDIATRICS PA		22	1	4%	23
UR CARE FAMILY AND SPORTS MEDICINE			23	100%	23
SUNQUEST		3	20	87%	23
UF HEALTH NORTH JACKSONVILLE			23	100%	23
WIREGRASS CLINIC LLC		18	5	22%	23
MONTEFIORE NEW ROCHELLE HOSPITAL		22	1	4%	23
COLORADO DEPARTMENT OF HEALTH LABORATORY SERVICES DIVISION			23	100%	23
BROOKDALE PHILLIPPI CREEK			23	100%	23
THE TERRACE OF JACKSONVILLE		3	20	87%	23
CHIPOLA MEDICAL ASSOCIATES		4	18	82%	22
WESTPAC LABS		1	21	95%	22
MADISON COUNTY MEMORIAL HOSPITAL LABORATORY		14	8	36%	22
GOOD SAMARITAN HOSPITAL LABORATORY		19	3	14%	22
EBEIDS MD PEDIATRICS		19	3	14%	22
FIRST CHOICE PEDIATRICS LOOP		20	2	9%	22
MERCY MEDICAL URGENT CARE CENTER INC		3	19	86%	22
COASTAL SKIN SURGERY AND DERMATOLOGY		15	7	32%	22
BRANDON COMMUNITY HEALTH CENTER		14	8	36%	22
FLORIDA DEPARTMENT OF HEALTH IN WALTON COUNTY		18	4	18%	22
TEN HEALTHCARE		6	16	73%	22
SARASOTA MEMORIAL NURSING & REHABILITATION CTR		22			22
RESIDENCE AT BAY VUE		21	1	5%	22
UNION CHD		20	2	9%	22
NORTH CAROLINA DEPARTMENT OF HEALTH & HUMAN SERVICES			22	100%	22
PANCARE HEALTH - BONIFAY K-8			22	100%	22
FLORIDA PEDIATRICS		6	16	73%	22
WARDE MEDICAL LABORATORY		15	7	32%	22
DIACARTA INC.		22			22
FINLAY C. LABORATORY		3	19	86%	22
HEALTHPARK MEDICAL CENTER ABG LAB		21	1	5%	22
MAYO CLINIC JACKSONVILLE		1	21	95%	22
STAT ONE URGENT CARE CENTER			22	100%	22
ASHTON PLACE	2	16	4	18%	22
VETERANS AFFAIRS MEDICAL CENTER - NEW YORK HARBOR		21	1	5%	22
JOHNS HOPKINS CHILDREN'S HOSPITAL			22	100%	22
CHILDREN'S MEDICAL CENTER			22	100%	22
APOLLO SURGERY CENTER		20	2	9%	22
ALAN A SMITH MD LLC		21	1	5%	22
GASTROENTEROLOGY ASSOCIATES OF PENSACOLA PA		20	2	9%	22
MOBILE DIVISION LABORATORY		7	15	68%	22
SUMTER PEDIATRICS		21	1	5%	22
ROCKLEDEGE REGIONAL MEDICAL CENTER		17	5	23%	22
TALLAHASSEE DEVELOPMENTAL CENTER		22			22
LAKELAND REGIONAL HEALTH PABLO		21	1	5%	22
BLISS HEALTHCARE SERVICES		7	15	68%	22

COVID-19: testing by laboratory

Data through Jan 17, 2021 verified as of Jan 18, 2021 at 09:25 AM

Data in this report are provisional and subject to change.

The numbers in the table below represent the number of Florida and non-Florida residents for whom test results were received by the Department of Health. A person can be tested by more than one laboratory and can have both positive and negative results. **Therefore, the sum of the numbers in each column will be larger than the total number of people tested.**

Reporting lab	Inconclusive	Negative	Positive	Percent positive	Total
LAKEVIEW HEALTH CARE SYSTEMS		8	14	64%	22
BETHUNE-COOKMAN UNIVERSITY		4	18	82%	22
BROOKDALE UNIVERSITY HOSPITAL		21	1	5%	22
PHYSICIANS STAT		2	19	90%	21
PRIME CARE ONE LLC/HARBORCHASE OF VENICE			21	100%	21
WINDERMERE MEDICAL CENTER		18	3	14%	21
FLORIDA PEDIATRIC GROUP PA		19	2	10%	21
INTERNATIONAL MEDICAL LABORATORY INC		21			21
MINUTECLINIC DIAGNOSTIC OF KANSAS, PA		19	2	10%	21
ST JUDE CHILDRENS RESEARCH HOSPITAL		21			21
GREEN GABLES ASSISTED LIVING FACILITY		21			21
SPANISH RIVER HIGH SCHOOL ESE		18	3	14%	21
URGENT CARE USA			21	100%	21
LUTHERAN HAVEN EXTENDED CONGREGATE CAR		21			21
FAMILY CARE PARTNERS URGENT CARE LLC		15	6	29%	21
SUNSHINE ASSISTED LIVING		21			21
NAPHCARE, INC.		11	10	48%	21
BROWARD HEALTH IMPERIAL POINT NURSING			21	100%	21
WEISS PEDIATRIC CARE LLC		14	7	33%	21
PROFESSIONAL PEDIATRICS		19	2	10%	21
PHYSICIANS CARE		18	3	14%	21
MINUTE CLINIC DIAGNOSTIC OF SC, LLC #75		20	1	5%	21
NICEVILLE URGENT CARE		1	20	95%	21
MARION PEDIATRICS PA		16	5	24%	21
ARDEN COURTS OF WINTER SPRINGS		18	3	14%	21
EPIC REFERENCE LABS INC			21	100%	21
ST PETER'S BENDER LABORATORY		21			21
STEWART MELBOURNE HOSPITAL			21	100%	21
UPMC CHAUTAUQUA AT WCA LABORATORY		20	1	5%	21
AMMON ANALYTICAL LABORATORIES		18	3	14%	21
CLINICAL PATHOLOGY LABORATORIES SOUTHEAST			21	100%	21
PATHGROUP			21	100%	21
AMERICAN ESOTERIC LABORATORIES		6	15	71%	21
HUNT CLUB PEDIATRIC ASSOCIATES LLC		19	2	10%	21
ELAN SPANISH SPRINGS		4	17	81%	21
PALMETTO PEDIATRICS			20	100%	20
FLORIDA HOSPITAL LABS		11	9	45%	20
Wiregrass Rehabilitation Center and Nursing Home		20			20
HEALTHY MINORS, LLC.		20			20
TGH MEDICAL GROUP LABORATORY CARROLLWOOD			20	100%	20
GLEN COVE HOSPITAL		20			20
URGENT FAMILY CARE INC		17	3	15%	20
ENGLEWOOD HOSPITAL AND MEDICAL CENTER		16	4	20%	20
CL BRUMBACK PRIMARY CARE CLINIC LANTANA		2	18	90%	20
LONG TERM CARE OF GULF BREEZE LLC		17	3	15%	20
ROCKLEDGE FAMILY HEALTH			20	100%	20

COVID-19: testing by laboratory

Data through Jan 17, 2021 verified as of Jan 18, 2021 at 09:25 AM

Data in this report are provisional and subject to change.

The numbers in the table below represent the number of Florida and non-Florida residents for whom test results were received by the Department of Health. A person can be tested by more than one laboratory and can have both positive and negative results. **Therefore, the sum of the numbers in each column will be larger than the total number of people tested.**

Reporting lab	Inconclusive	Negative	Positive	Percent positive	Total
MINUTE CLINIC, LLC DBA MINUTECLINIC #4505		19	1	5%	20
CENTRAL FLORIDA HEALTH CARE INC		2	18	90%	20
GARDENS HEALTH NH LLC		20			20
NATIONAL MENTOR HEALTHCARE LLC			20	100%	20
COUNTY OF LOS ANGELES			20	100%	20
HENDRY REGIONAL CORPORATE HEALTH			20	100%	20
MINUTECLINIC, LLC #08366		15	5	25%	20
CONNECTDX		5	15	75%	20
BAY PEDIATRICS PA		18	2	10%	20
REDITUS LABORATORIES			20	100%	20
SYNIVERSE WELLNESS CENTER		17	3	15%	20
PONCE PLAZA NURSING & REHAB CENTER		4	16	80%	20
MEDICAL EXPRESS CORP		18	2	10%	20
POINT OF CARE CLINICS PRIMARY CARE		20			20
BROOKWOOD BAPTIST MEDICAL CENTER		19	1	5%	20
URGENT CARE CENTER			20	100%	20
SOUTHEASTERN OUTPATIENT SURGERY CENTER		19	1	5%	20
HEARTLAND HEALTHCARE AND REHAB CENTER			20	100%	20
MID FLORIDA PATHOLOGY LLC		19	1	5%	20
CARENOW - DOWNTOWN NORTH GULCH		20			20
ST PETERSBURG PEDIATRICS-SEMINOLE		17	3	15%	20
ADVENT HEALTH EXPRESS		9	11	55%	20
NOVANT HEALTH		15	5	25%	20
NCHD		7	13	65%	20
INTERCOASTAL MEDICAL GROUP			20	100%	20
GULFSIDE HOSPICE INC		17	3	15%	20
LYSTER ACH FT RUCKER AL		17	3	15%	20
LAKE WORTH MANOR		19	1	5%	20
JEFFERSON K-12, A SOMERSET SCHOOL- CLINIC		16	3	16%	19
MIAMI CLINICAL RESEARCH CORP			19	100%	19
SHORE MEMORIAL HOSPITAL		16	3	16%	19
INTEGRATED REGIONAL LABORATORIES - LARGO			19	100%	19
BAYVIEW MEDICAL		19			19
ASSISTED LIVING OF BROWARD		19			19
TOTAL ACCESS URGENT CARE			19	100%	19
CANTON-POTSDAM HOSPITAL LABORATORY		19			19
PENNSYLVANIA DEPARTMENT OF HEALTH BUREAU OF LABORATORIES			19	100%	19
ADVENTHEALTH MEDICAL GROUP FAMILY MEDICINE		19			19
NO NAME		8	11	58%	19
DCH REGIONAL MEDICAL CENTER LABORATORY		18	1	5%	19
PALMS MEDICAL GROUP - LAKE CITY WEST		3	16	84%	19
MEDEXPRESS - BLOOMIN BRANDS		4	15	79%	19
LIFE CARE CENTER OF JACKSONVILLE			19	100%	19
ACCESS 365 URGENT CARE		7	12	63%	19
LAKE PLACID HEALTH AND REHABILITATION			19	100%	19
NANO HEALTH ASSOCIATES LLC		19			19

COVID-19: testing by laboratory

Data through Jan 17, 2021 verified as of Jan 18, 2021 at 09:25 AM

Data in this report are provisional and subject to change.

The numbers in the table below represent the number of Florida and non-Florida residents for whom test results were received by the Department of Health. A person can be tested by more than one laboratory and can have both positive and negative results. **Therefore, the sum of the numbers in each column will be larger than the total number of people tested.**

Reporting lab	Inconclusive	Negative	Positive	Percent positive	Total
HUNTINGTON STATION URGENT CARE		18	1	5%	19
SEVEN RIVERS REGIONAL MEDICAL CENTER		5	14	74%	19
PANCARE HEALTH - BAY COUNTY - YOUNGSTOWN		17	2	11%	19
VIRTUA		15	4	21%	19
81ST MEDICAL GROUP			19	100%	19
EMERGENCY PHYSICIANS MEDICAL CENTER LLC		10	9	47%	19
MED HEALTH SERVICES		18	1	5%	19
Summit Medical Group Westfield Lab		18	1	5%	19
FLORIDA COMMUNITY HEALTH CENTER OF ST. LUCIE		1	18	95%	19
CAPE CORAL HOSPITAL ABG LABORATORY		10	9	47%	19
COMMUNITY MEDICAL CARE CENTER INC			19	100%	19
STONE WASH CLINICAL LABORATORIES		2	17	89%	19
STEWART MEDICAL GROUP INC			19	100%	19
ELAN BUENA VISTA		13	6	32%	19
MAGNOLIA PEDIATRICS		2	17	89%	19
Kindred Hospital South Florida Hollywood SNU		18	1	5%	19
ESOTERIX GENETIC LABORATORIES		16	3	16%	19
PINES NURSING HOME		18	1	5%	19
SAMIR EBEID MD		19			19
APOLLO HEALTH & REHABILITATION		14	5	26%	19
LAB INTERMARKET FACILITY LAB		1	18	95%	19
SURFSIDE URGENT CARE		12	7	37%	19
HARTFORD HOSPITAL ANCILLARY LAB		17	1	6%	18
DEPT OF VA MEDICAL CENTER - BAY PINES			18	100%	18
ADVENTHEALTH EXPRESS CARE AT			18	100%	18
THE TRADITION OF THE PALM BEACHES		17	1	6%	18
MARION COUNTY HEALTH DEPARTMENT		17	1	6%	18
GOOD SAMARITAN SOCIETY OF DAYTONA		16	2	11%	18
ARTHREX MEDICAL CENTER		10	8	44%	18
DALE MEDICAL CENTER		13	5	28%	18
FORT SANDERS REGIONAL LABORATORY		18			18
MEDEXPRESS URGENT CARE - BLOOMINGTON		16	2	11%	18
JACKSON NORTH MEDICAL CENTER		2	16	89%	18
ESTATES MEDICAL CENTER		12	6	33%	18
TPCA CLINICAL LABORATORIES		15	3	17%	18
HARMONY HEALTH OPCO, LLC		15	3	17%	18
OAKMONTE VILLAGE		17	1	6%	18
NORTH PINELLAS CHILDRENS MEDICAL CENTER			18	100%	18
ADVENT HEALTH CENTRA CARE - LAKE BUENA VISTA			18	100%	18
FAMILY CARE CYPRESS CREEK		1	17	94%	18
CARESPOT		1	17	94%	18
BOZEMAN HEALTH DEACONESS HOSPITAL		13	5	28%	18
CARE 4 U MANAGEMENT, INC			18	100%	18
PARKSIDE HEALTH AND REHABILITATION CENTER			18	100%	18
DAVID LAWRENCE CENTER		15	3	17%	18
UM MILLER SCHOOL OF MEDICINE			18	100%	18

COVID-19: testing by laboratory

Data through Jan 17, 2021 verified as of Jan 18, 2021 at 09:25 AM

Data in this report are provisional and subject to change.

The numbers in the table below represent the number of Florida and non-Florida residents for whom test results were received by the Department of Health. A person can be tested by more than one laboratory and can have both positive and negative results. **Therefore, the sum of the numbers in each column will be larger than the total number of people tested.**

Reporting lab	Inconclusive	Negative	Positive	Percent positive	Total
PRIMECARE OF DOTHAN-DALEVILLE CLINIC		14	4	22%	18
ASURANCE SCIENTIFIC LABORATORIES		18			18
SUMMIT MEDICAL GROUP - 75 E NORTHFIELD		16	2	11%	18
HOWARD BEACH URGENT CARE		18			18
GENERAL INTERNAL MEDICINE MEDICAL CTR CLINIC		13	5	28%	18
HARBOUR ISLAND PEDIATRICS		12	6	33%	18
CLERMONT ADVENTHEALTH CENTRA CARE			18	100%	18
LONG BEACH URGENT CARE		18			18
MOORINGS PARK OAKSTONE AT GREY OAKS		17	1	6%	18
STUART REHABILITATION AND HEALTHCARE		5	13	72%	18
SOUTHCOR LABORATORY		2	16	89%	18
TOTAL RENAL LABORATORIES INC		13	5	28%	18
MARATHON HEALTH FOR LIFE		16	2	11%	18
HEALTH MED CENTERS		18			18
XPRESS WELLNESS URGENT CARE			18	100%	18
MARTHA'S HOUSE & ASSISTED LIVING FACILITY		18			18
TIMBERLANE LODGE ALF	1	10	7	39%	18
UNIV OF NORTH ALABAMA HEALTH CENTER		18			18
CARDIOLOGY AND MEDICINE ASSOCIATES INC		18			18
CARESPOT OF NOCATEE			18	100%	18
MADISON CORE LABORATORIES		17	1	6%	18
TENNESSEE DEPARTMENT OF HEALTH		13	4	24%	17
MICHELLE S PAGE MD PA		17			17
COAST MED URGENT CARE		16	1	6%	17
URGENT CARE AT LONGWOOD			17	100%	17
UVMC MICROBIOLOGY		16	1	6%	17
ALL PEDIATRIC CARE			17	100%	17
MINUTECLINIC DIAGNOSTIC OF NORTH CAROLINA		17			17
BAY BREEZE HEALTH AND REHABILITATION CENTER		9	8	47%	17
TIFFANY LAKE CARE CENTERS INC		17			17
WALGREEN EASTERN CO, INC		17			17
MARCO DRUGS AND COMPOUNDING		13	4	24%	17
MORNINGSIDE MANOR & VILLA ADULT CARE C		17			17
FLORIDA ATLANTIC UNIVERSITY		15	2	12%	17
Salerno Bay Health & Rehabilitation Center		13	4	24%	17
MICHIGAN DEPARTMENT OF HEALTH AND HUMAN SERVICES			17	100%	17
RESOLVE MOLECULAR DIAGNOSTICS		13	4	24%	17
BRIDGEWAY HEALTH CLINICS INC			17	100%	17
HEALTHCARE NOW			17	100%	17
MD BEAUTY LABS, PA		16	1	6%	17
ST ELIZABETH MEDICAL CENTER LABORATORY		16	1	6%	17
WINTER PARK FAMILY PRACTICE LLC		17			17
BIOREFERENCE LABORATORIES INC		3	14	82%	17
THE CANOPY AT HARPER LAKE	1		16	94%	17
COMMONWEALTH OF MASSACHUSETTS			17	100%	17
KIVA AT CANTERBURY			17	100%	17

COVID-19: testing by laboratory

Data through Jan 17, 2021 verified as of Jan 18, 2021 at 09:25 AM

Data in this report are provisional and subject to change.

The numbers in the table below represent the number of Florida and non-Florida residents for whom test results were received by the Department of Health. A person can be tested by more than one laboratory and can have both positive and negative results. **Therefore, the sum of the numbers in each column will be larger than the total number of people tested.**

Reporting lab	Inconclusive	Negative	Positive	Percent positive	Total
MINUTECLINIC DIAGNOSTIC OF MICHIGAN		15	2	12%	17
BAYCARE MEDICAL GROUP INC			17	100%	17
ST. JUDES LABORATORIES		12	5	29%	17
LONG TERM CARE OF JAY, LLC			17	100%	17
CONSOLIDATED LAB SERVICES		8	9	53%	17
ASCENSION ST VINCENT'S PRIMARY CARE			17	100%	17
ROSLYN URGENT CARE		17			17
NEW YORK PRESBYTERIAN - ALLEN HOSPITAL		17			17
URGENT CARE WEST CLINIC		14	3	18%	17
MID-FLORIDA PATHOLOGY, LLC		12	5	29%	17
WALGREENS COVID-19		14	3	18%	17
BAHIA OAKS LODGE		16	1	6%	17
JUPITER MEDICAL CENTER			17	100%	17
GROWING TOGETHER PEDIATRICS, LLC		12	4	25%	16
BUREAU OF PUBLIC HEALTH		1	15	94%	16
SRMC AVALON		9	7	44%	16
BONIFAY NURSING AND REHABILITATION CENTER			16	100%	16
AMELIA ASSISTED LIVING FACILITY		16			16
INTERNAL MEDICINE ASSOCIATES & SPECIALTIES INC		15	1	6%	16
JOSEPH MIGNOGNA		13	3	19%	16
OKEECHOBEE HEALTHCARE FACILITY			16	100%	16
CAREHERE- LCS LEESBURG			16	100%	16
PINELLAS INTERNAL MEDICINE ASSOCIATES		15	1	6%	16
MONROE COUNTY DETENTION CENTER			16	100%	16
MORRIS PARK URGENT CARE		13	3	19%	16
KEYSTYLE LIVING LLC	1	15			16
CRUCIAL CARE		10	6	38%	16
REGENCY OAKS HEALTH CENTER		14	2	13%	16
BAY STREET PHARMACY		16			16
PROFESSIONAL PARK PEDIATRICS PA			16	100%	16
URGENT CARE CLINIC OF LINCOLN		14	2	13%	16
PRO HEALTH FAMILY PHYSICIANS, NYSTROM		16			16
HEALTH CENTRAL HOSPITAL			16	100%	16
HALIFAX HEALTH URGENT CARE		2	14	88%	16
SHELBY BAPTIST MEDICAL CENTER		11	5	31%	16
ST CATHERINE OF SIENA HOSPITAL		14	2	13%	16
ERIC C MARSHAL MD, PC DBA MINUTECLINIC		15	1	6%	16
OCOEE PEDIATRICS		13	3	19%	16
NORTH BEACH REHABILITATION CENTER		15	1	6%	16
XERA MED RESEARCH			16	100%	16
FAST TRACK URGENT CARE CENTER - TYRONE			16	100%	16
GRACE MEDICAL HOME		12	4	25%	16
FUNGAL REFERENCE LABORATORY		12	4	25%	16
COOPER HEALTHCARE		16			16
EXPRESS DOCS LLC			16	100%	16
MD PLUS URGENT CARE, LLC			16	100%	16

COVID-19: testing by laboratory

Data through Jan 17, 2021 verified as of Jan 18, 2021 at 09:25 AM

Data in this report are provisional and subject to change.

The numbers in the table below represent the number of Florida and non-Florida residents for whom test results were received by the Department of Health. A person can be tested by more than one laboratory and can have both positive and negative results. **Therefore, the sum of the numbers in each column will be larger than the total number of people tested.**

Reporting lab	Inconclusive	Negative	Positive	Percent positive	Total
REGENEXX TAMPA BAY		14	2	13%	16
MD NOW MEDICAL CENTERS INC			16	100%	16
DARDEN WELLNESS CENTER		13	3	19%	16
FORT CAROLINE GARDENS, INC		14	2	13%	16
ADIRONDACK MEDICAL CENTER		16			16
HUNT CLUB MEDICAL		12	4	25%	16
ROADS PEDIATRICS,LLC		14	2	13%	16
MILLENNIUM PHYSICIAN GRP LLC NAPLES PINE RIDGE			16	100%	16
MEDEXPRESS URGENT CARE LEWISBURG		15	1	6%	16
ARCPPOINT LABS OF WEST PALM BEACH			16	100%	16
CAREHERE LAKE SCHOOLS EMPLOYEE HEALTH CENTER		10	6	38%	16
ALL FLORIDA FAMILY & SPORTS MEDICINE		15	1	6%	16
ADVENT HEALTH - ZEPHYRHILLS			16	100%	16
GLEN OAKS URGENT CARE		15			15
DEPT OF VA MED CENTE-WEST PALM BEACH			15	100%	15
OLIVE BRANCH HEALTH AND REHABILITATION CENTER			15	100%	15
HELIX DIAGNOSTICS			15	100%	15
ADVANCED URGENT CARE		12	3	20%	15
UAH STUDENT HEALTH CENTER		10	5	33%	15
EASTLAKE PEDIATRICS - TRINITY		15			15
ST VINCENT'S AMBULATORY CARE INC DBA	2	11	2	13%	15
DIATHERIX		13	2	13%	15
BROOKDALE BRANDON	1	14			15
FLORIDA ENDOSCOPY & SURGERY CTR LLC		15			15
KEY WEST MEDICAL CENTER	1	14			15
EXPRESS FAMILY CARE LLC			15	100%	15
MILTON 4707		15			15
NEWYORK-PRESBYTERIAN/ LAWRENCE HOSPITAL LABORATORY		13	2	13%	15
FAMILY AND INTERNAL MEDICINE AT AVALON PARK		12	3	20%	15
TELEVISIT MALABAR PEDIATRICS		5	10	67%	15
HOLLEY-NAVARRE MEDICAL CLINIC		5	10	67%	15
NOVANT HEALTH GOHEALTH URGENT CARE-HARRISBURG		8	7	47%	15
WELLINGTON FAMILY PRACTICE		13	2	13%	15
Baldwin Pediatrics		13	2	13%	15
CVS MINUTE CLINIC DIAGNOSTIC OF NORTH CAROL		13	2	13%	15
49D2045214PHYSICIAN OFFICE WAIVER MEDEXPRESS URGENT CARE - HARRISONBU		6	9	60%	15
BROOKDALE ST AUGUSTINE			15	100%	15
MEADOWCREST MOLECULAR DIAGNOSTICS, LLC			15	100%	15
SOUTH CAROLINA DEPT OF HEALTH AND ENVIRONMENT CONTROL		2	13	87%	15
Sovereign Laboratory Services, LLC		14	1	7%	15
Clearwater Center		7	8	53%	15
SPEARHEAD MEDICAL			15	100%	15
JESSIE TRICE COMMUNITY HEALTH SYSTEM, INC		1	14	93%	15
ST VINCENT'S EAST		14	1	7%	15
SINAI HOSPITAL OF BALTIMORE		15			15
ROWLETT MIDDLE ACADEMY		13	2	13%	15

COVID-19: testing by laboratory

Data through Jan 17, 2021 verified as of Jan 18, 2021 at 09:25 AM

Data in this report are provisional and subject to change.

The numbers in the table below represent the number of Florida and non-Florida residents for whom test results were received by the Department of Health. A person can be tested by more than one laboratory and can have both positive and negative results. **Therefore, the sum of the numbers in each column will be larger than the total number of people tested.**

Reporting lab	Inconclusive	Negative	Positive	Percent positive	Total
PATHLINE			15	100%	15
Bon Secours Maria Manor		11	4	27%	15
ORLANDO HEALTH		2	13	87%	15
FAMILY CARE CENTER OF ARLINGTON		10	5	33%	15
PANAMA CITY VITAS HOSPICE		15			15
HODGES CLUSTER		2	13	87%	15
LIGHTHOUSE PEDIATRICS OF NAPLES		11	4	27%	15
TOTTENVILLE CIRCLE URGENT CARE		15			15
Z UROLOGY		15			15
ST PETERSBURG PEDIATRICS-MLK JUNIOR BLVD		13	2	13%	15
AURORA DIAGNOSTICS		3	12	80%	15
MARQUES PEDIATRICS			15	100%	15
VALLEY IMMEDIATE CARE		13	2	13%	15
REGENCY SQUARE MALL - SEARS		2	13	87%	15
CHILDRENS MEDICAL CENTER			15	100%	15
RAINBOW PEDIATRICS		1	14	93%	15
MASSACHUSETTS GENERAL HOSPITAL		1	14	93%	15
HIGHLANDS URGENT CARE			15	100%	15
POLK CHD BARTOW		13	1	7%	14
COLLEGE POINT URGENT CARE		12	2	14%	14
AUBURN COMMUNITY HOSPITAL		12	2	14%	14
CHARLOTTE CHD PORT CHARLOTTE		11	3	21%	14
ALAN L MELOTEK MD		14			14
PROMEDICA LABORATORIES		11	3	21%	14
ROCKLAND URGENT CARE FAMILY HEALTH NP		14			14
WALK IN URGENT CARE			14	100%	14
NEW YORK METHODIST HOSPITAL		13	1	7%	14
OPTUMCARE SOUTH FLORIDA, LLC		10	4	29%	14
TRINITY MEDICAL ASSOCIATES LLC			14	100%	14
NORTHWESTERN MEMORIAL HOSPITAL			14	100%	14
WINSHIPS PHARMACY INC		14			14
BAPTIST MEDICAL CENTER EAST		11	3	21%	14
IMA MEDICAL CENTER		5	9	64%	14
BVL PEDIATRICS		14			14
MEDEXPRESS URGENT CARE, MOON TOWNSHIP		13	1	7%	14
MINUTECLINIC, LLC		11	3	21%	14
MULBERRY'S MOBILE PROVIDER SERVICES LLC			14	100%	14
PRATTVILLE BAPTIST HOSPITAL		11	3	21%	14
Wesley Place on Honeysuckle		12	2	14%	14
WELLMED AT LAKE COPELAND		8	6	43%	14
GRAND VILLA OF ST. PETERSBURG		12	2	14%	14
HOLIDAY MEDICAL ASSOCIATES		1	13	93%	14
OSCEOLA ALF OPERATOR, LLC DBA		14			14
AVOW HOSPICE INC		14			14
EPIPHANY HEALTH		8	6	43%	14
MINUTECLINIC DIAGNOSTIC OF TN PC #378		13	1	7%	14

COVID-19: testing by laboratory

Data through Jan 17, 2021 verified as of Jan 18, 2021 at 09:25 AM

Data in this report are provisional and subject to change.

The numbers in the table below represent the number of Florida and non-Florida residents for whom test results were received by the Department of Health. A person can be tested by more than one laboratory and can have both positive and negative results. **Therefore, the sum of the numbers in each column will be larger than the total number of people tested.**

Reporting lab	Inconclusive	Negative	Positive	Percent positive	Total
BIO-TECH CLINICAL LABORATORIES INC		14			14
MINUTECLINIC DIAGNOSTIC OF ILLINOIS L		12	2	14%	14
MINUTE CLINIC DIAGNOSTIC OF NEW JERSEY		14			14
ADVENTHEALTH MEDICAL GROUP FAMILY & INTERNAL		8	6	43%	14
ST JOSEPH HOSPITAL		13	1	7%	14
SOUTHEASTERN UNIVERSITY INC		14			14
BAPTIST PRIMARY BLACK CREEK SOUTH			14	100%	14
MEDEMERGE		13	1	7%	14
OCEANSIDE URGENT CARE		14			14
ALBIBI		1	13	93%	14
M&V SAN JOSE MEDICAL CENTER			14	100%	14
BOCA SIMON		2	12	86%	14
MIRIMUS INC		1	13	93%	14
ERIC C MRSHAL, MD, PC #1842		13	1	7%	14
FLORIDA HOSPITAL WINTER GARDEN		13	1	7%	14
ROBERT WOOD JOHNSON UNIVERSITY HOSP		12	2	14%	14
ASTORIA HEALTH AND REHABILITATION CENTER		13	1	7%	14
BENTON HOUSE OF PORT ORANGE		8	6	43%	14
Consulate Health Care of Jacksonville			14	100%	14
Belleair Healthcare Center		8	6	43%	14
ROBERT H JENKINS JR VETERANS' DOMICILIARY HOME OF		11	3	21%	14
CLEVELAND CLINIC			14	100%	14
BAYLOR GENETICS		6	8	57%	14
ST JOHNS COUNTY DETENTION CENTER		14			14
SIGMUND LABS LLC		14			14
SIGNATURE HEALTHCARE OF ORANGE PARK		14			14
HEALTHFIRST ADVENT HEALTH CENTRA CARE COCOA BEACH			14	100%	14
STATEN ISLAND UNIVERSITY HOSPITAL		13	1	7%	14
MACKOUL PEDIATRICS FORT MYERS			13	100%	13
MONTEFIORE ST LUKE'S CORNWALL HOSPITAL		10	3	23%	13
OPIS ISLAND LAKE CENTER		13			13
CENTER ONE SURGERY CENTER		9	4	31%	13
BROOKDALE MANDARIN CENTRAL			13	100%	13
RIVERSIDE COTTAGES AT THE SHORES, LLC			13	100%	13
ODYSSEY HEALTHCARE OF MARION COUNTY, LLC		13			13
CAREATC			13	100%	13
FLUSHING HOSPITAL MEDICAL CENTER		10	3	23%	13
MINUTECLINIC DIAGNOSTIC OF RHODE ISLAND, LLC #590		12	1	8%	13
BAPTIST MEMORIAL HEALTH CARE		11	2	15%	13
SPRINGWOOD COURT		8	5	38%	13
FORT WALTON BEACH DEVELOPMENTAL CENTER		12	1	8%	13
OHIO CVS STORES, LLC DBA		12	1	8%	13
CLINICAL LABORATORY SERVICES			13	100%	13
PHELPS HOSPITAL LABORATORY		11	2	15%	13
MINUTECLINIC DIAGNOSTICS MEDICAL GROUP		12	1	8%	13
UNIVERSITY HOSPITAL UC HEALTH		9	4	31%	13

COVID-19: testing by laboratory

Data through Jan 17, 2021 verified as of Jan 18, 2021 at 09:25 AM

Data in this report are provisional and subject to change.

The numbers in the table below represent the number of Florida and non-Florida residents for whom test results were received by the Department of Health. A person can be tested by more than one laboratory and can have both positive and negative results. **Therefore, the sum of the numbers in each column will be larger than the total number of people tested.**

Reporting lab	Inconclusive	Negative	Positive	Percent positive	Total
CLEVELAND CLINIC FLORIDA		1	12	92%	13
MIGUEL E TREVINO MD PA		10	3	23%	13
SHELBY COUNTY HEALTH CARE CORPORATION		10	3	23%	13
CORE LABORATORY		1	12	92%	13
KRYSTAL BAY NURSING AND REHABILITATION		10	3	23%	13
BRYAN WHITFIELD MEMORIAL HOSPITAL		8	5	38%	13
IN-OFFICE LAB		12	1	8%	13
DYNAMIC DNA LAB		1	12	92%	13
URGENT TEAM		10	3	23%	13
VILLA OF KINGS AND QUEENS OF DELRAY		13			13
BETHESDA HEALTH PHYSICIAN GROUP INC			13	100%	13
BROOKLYN HOSPITAL CENTER DOWNTOWN CAMPUS		13			13
PARKWEST MEDICAL CENTER		11	2	15%	13
TOTAL CARE PLUS LLC			13	100%	13
CAN COMMUNITY HEALTH		13			13
UC HEALTH UNIVERSITY HOSPITAL		11	2	15%	13
TEXAS DEPARTMENT OF STATE HEALTH SERVICES		3	10	77%	13
THE LODGE AND REHABILITATION CENTER		6	7	54%	13
NORTHWEST FLORIDA SLEEP		1	12	92%	13
FLORIDA STATE HOSPITAL			13	100%	13
ORANGE REGIONAL MEDICAL CENTER LABORATORY		10	3	23%	13
BROOKDALE DELAND			13	100%	13
JOSEPH SCHENKER MD PC DBA CENTERS URGENT		11	2	15%	13
LUCID DIAGNOSTICS LABS			13	100%	13
BASSETTI & ASSOCIATES, MD, PA			13	100%	13
MINUTECLINIC DIAGNOSTIC OF HAWAII LLC		12	1	8%	13
CERON PEDIATRICS & INTEGRATIVE MEDICIN		13			13
JUST FOR KIDS PEDIATRICS		5	8	62%	13
MCWHORTER SCHOOL OF PHARMACY		13			13
PERDIDO URGENT CARE		1	12	92%	13
ROCKLEDGE		3	10	77%	13
Cross Care Center			13	100%	13
MINUTE CLINIC DIAGNOSTIC OF VIRGINIA		9	4	31%	13
SOUTHEAST FAMILY HEALTHCARE CENTER			13	100%	13
BAYCARE HEALTH SYSTEMS, LLC			13	100%	13
GERALD J KIVETT MD		13			13
HUDSON VALLEY HOSPITAL CENTER LABORATORY		12	1	8%	13
Sunnyside Care Center		13			13
ESCAMBIA COMMUNITY CLINIC		2	11	85%	13
SILVER LAKE PEDIATRICS PA		11	2	15%	13
CVS MINUTE CLINIC DIAGNOSTIC OF TEXAS LLC		10	3	23%	13
EAR NOSE & THROAT ASSOCIATES OF MANATEE PA		13			13
SOUTH NASSAU COMMUNITIES HOSPITAL		10	3	23%	13
UNIVERSITY LAB			13	100%	13
SOUTH LAKE PEDIATRICS		12	1	8%	13
BAYA URGENT CARE LLC		1	12	92%	13

COVID-19: testing by laboratory

Data through Jan 17, 2021 verified as of Jan 18, 2021 at 09:25 AM

Data in this report are provisional and subject to change.

The numbers in the table below represent the number of Florida and non-Florida residents for whom test results were received by the Department of Health. A person can be tested by more than one laboratory and can have both positive and negative results. **Therefore, the sum of the numbers in each column will be larger than the total number of people tested.**

Reporting lab	Inconclusive	Negative	Positive	Percent positive	Total
SONATA BOYNTON BEACH		12	1	8%	13
WORLD WRESTLING ENTERTAINMENT			12	100%	12
PREMIER URGENT CARE CENTER LLC			12	100%	12
NAPLES GREEN VILLAGE		12			12
FLORIDA DEPT OF HEALTH		4	8	67%	12
BHA CENTRAL COUNTY CLINIC		1	11	92%	12
OCALA OAKS REHABILITATION CENTER		7	5	42%	12
ACADIAN DIAGNOSTIC LABORATORIES		8	4	33%	12
WOODHOUSE INC		12			12
MEDEXPRESS URGENT CARE - ROBINSON TWP, STEUBENVILLE PIKE		11	1	8%	12
WACO HHSSURGEWACO	1	10	1	8%	12
MINUTECLINIC, LLC, DBA MINUTECLINIC #2544		11	1	8%	12
GLEN OAKS HEALTH AND REHABILITATION CENTER			12	100%	12
BEST MEDICAL CENTER		8	4	33%	12
IREPERTOIRE_MOL_LAB		12			12
CENTERPLACE HEALTH			12	100%	12
VERITAS RESEARCH CORP			12	100%	12
LIFE CARE OF PORT SAINT LUCIE		3	9	75%	12
LAKES DIALYSIS CENTER INC			12	100%	12
SUWANNEE COUNTY JAIL		11	1	8%	12
ST PETER'S UNIVERSITY HOSPITAL		9	3	25%	12
ALWAYS BEST CARE SENIOR SERVICES		10	2	17%	12
GENTIVA HEALTH SERVICES		11	1	8%	12
TNC WALK IN CLINIC		9	3	25%	12
MINUTECLINIC DIAGNOSTIC PA		11	1	8%	12
INNOVATIVE RESEARCH OF WEST FLORIDA		9	3	25%	12
Citymd Of Lacey		11	1	8%	12
BARTON FAMILY PRACTICE		7	5	42%	12
MINUTECLINIC, LLC, DBA MINUTECLINIC #5		10	2	17%	12
PANCARE HEALTH - WEWA ELEMENTARY			12	100%	12
MI2297090CV HOLLAND-23D2189684		12			12
THE PLAZA AT PARKSQUARE		12			12
PRIMARY CARE MEDICINE	1	10	1	8%	12
ST CLOUD MEDICAL GROUP		10	2	17%	12
BLOUNT MEMORIAL HOSPITAL		11	1	8%	12
MERIDIAN AT WATERWAYS, THE		10	2	17%	12
ADVANCE URGENT CARE CENTER, LLC			12	100%	12
FAMILY CARE			12	100%	12
LAB UNKNOWN		1	11	92%	12
WELLMED AT PLANT CITY		8	4	33%	12
Lady Lake Specialty Care			12	100%	12
PROHEALTH CARE ASSOCIATES MOBILE		9	3	25%	12
MINIMALLY INVASIVE VASCULAR INC		11	1	8%	12
WALGREEN		4	8	67%	12
COMMUNITY HEALTH OF SOUTH FLORIDA INC			12	100%	12
SUMMIT ATLANTIC SURGERY CENTER		12			12

COVID-19: testing by laboratory

Data through Jan 17, 2021 verified as of Jan 18, 2021 at 09:25 AM

Data in this report are provisional and subject to change.

The numbers in the table below represent the number of Florida and non-Florida residents for whom test results were received by the Department of Health. A person can be tested by more than one laboratory and can have both positive and negative results. **Therefore, the sum of the numbers in each column will be larger than the total number of people tested.**

Reporting lab	Inconclusive	Negative	Positive	Percent positive	Total
BROWARD DIALYSIS			12	100%	12
MELBOURNE FAMILY PRACTICE		11	1	8%	12
ISLAND LAKE CENTER		4	8	67%	12
CONCORD LIFE SCIENCES LLC		2	10	83%	12
BRADFORD COUNTY HEALTH DEPARTMENT		12			12
COMPREHENSIVE CHILDCARE ASSOCIATES		8	4	33%	12
MERCY MEDICAL CENTER		5	7	58%	12
MAITLAND PRIMARY CARE		9	3	25%	12
MINUTECLINIC MINUTECLINIC #8746		12			12
CARENOW URGENT CARE-BRENTWOOD		8	4	33%	12
LAKE COUNTY SCHOOLS EMPLOYEE HEALTH CENTER		5	7	58%	12
STERLING HOUSE OF PUNTA GORDA		12			12
VPA PC LAB		12			12
FAMILY HEALTH CENTER			12	100%	12
ADVENT HEALTH - KISSIMMEE		3	9	75%	12
WAKULLA COUNTY HEALTH DEPARTMENT		5	7	58%	12
MINUTECLINIC #8699		9	3	25%	12
FORT HAMILTON URGENT CARE		12			12
OHIO STATE UNIVERSITY MEDICAL CENTER			12	100%	12
MAINSTREET FAMILY SELECT		1	11	92%	12
STEWART MELBOURNE HOSPITAL, INC	1		11	92%	12
FLORIDA DEPARTMENT OF HEALTH IN HILLSBOROUGH COUNTY			12	100%	12
EAR NOSE AND THROAT ASSOCIATES OF MANATEE, P.A.		9	3	25%	12
APPLE DIAGNOSTICS LAB		5	7	58%	12
MINUTECLINIC DIAGNOSTIC OF PENNSYLVANI		12			12
LEON CHD		12			12
UTAH DEPARTMENT OF HEALTH			12	100%	12
Lab MSMC Hialeah			12	100%	12
GRAND VILLA OF DELAND		9	3	25%	12
ANYLABTESTNOW			12	100%	12
ADVENT HEALTH MEDICAL GROUP- FAMILY MEDICINE AT DR. PHILIPS		7	5	42%	12
ARDEN COURTS OF LELY PALMS		11	1	8%	12
LONG ISLAND JEWISH VALLEY STREAM		12			12
FHCP-PORT ORANGE		3	9	75%	12
TLC FAMILY CARE HOME INC		12			12
ARDEN COURTS OF PALM HARBOR			11	100%	11
COASTAL FAMILY PRACTICE		7	4	36%	11
MORTON PLANT MEASE			11	100%	11
BAPTIST PRIMARY CARE PONTE VEDRA		6	5	45%	11
MHHS All Lab Subsection		11			11
MINUTECLINIC DIAGNOSTIC OF MICHIGAN PC		10	1	9%	11
MI CASA DORADA ASSISTED LIVING FACILIT		11			11
ACCESS MEDICAL CENTER			11	100%	11
WELL-BEING MEDICAL CENTER PLLC		9	2	18%	11
ELITE HOME HEALTH SERVICES		11			11
PINELLAS COUNTY HEALTH DEPARTMENT		2	9	82%	11

COVID-19: testing by laboratory

Data through Jan 17, 2021 verified as of Jan 18, 2021 at 09:25 AM

Data in this report are provisional and subject to change.

The numbers in the table below represent the number of Florida and non-Florida residents for whom test results were received by the Department of Health. A person can be tested by more than one laboratory and can have both positive and negative results. **Therefore, the sum of the numbers in each column will be larger than the total number of people tested.**

Reporting lab	Inconclusive	Negative	Positive	Percent positive	Total
St. Annes Nursing Center, St. Annes Residence, Inc.		11			11
PBSO WEST PALM FAMILY PRACTICE		1	10	91%	11
INTERMOUNTAIN CENTRAL LAB		1	10	91%	11
FIRST CHOICE PEDIATRICS INC		10	1	9%	11
CARE FAST MURABELLA		7	4	36%	11
TREASURE COAST URGENT CARE			11	100%	11
WOODLAND TOWERS		6	5	45%	11
WHITE-WILSON MEDICAL CENTER		11			11
FAMILY PRACTICE ON THE GO		6	5	45%	11
UNIVERSITY CENTRA CARE		10	1	9%	11
FAMILY MEDICINE AT LONGWOOD			11	100%	11
QUOTIENT SCIENCES LABS LLC			11	100%	11
ALCOVE ASSISTED LIVING FACILITY		11			11
CARINGTON MANOR		11			11
THE TERRACE OF SAINT CLOUD		9	2	18%	11
MEDEXPRESS URGENT CARE-ALTOONA		9	2	18%	11
SENIOR HOME CARE INC		11			11
PREMIER LABORATORY SERVICES, LLC		5	6	55%	11
AVENTURA HOSPITAL AND MEDICAL CENTER			11	100%	11
PALM BEACH PATHOLOGY		9	2	18%	11
MACCLENNY NURSING AND REHAB			11	100%	11
TROPICANA		5	6	55%	11
SUWANNEE COUNTY SHERIFF OFFICE		9	2	18%	11
JFK MEDICAL CENTER NORTH LAB		1	10	91%	11
Jupiter Medical Center Pavilion		10	1	9%	11
DMH STEINHATCHEE FAMILY MEDICINE		8	3	27%	11
CARESPOT EXPRESS HEALTHCARE			11	100%	11
REDMED CLINIC OF ARLINGTON		10	1	9%	11
MEDICAL CENTER AFFILIATES WEST PALM			11	100%	11
UMHC/SYLVESTER AT KENDALL		1	10	91%	11
BROOKDALE DESTIN		1	10	91%	11
PRIMECARE ACQUISITION FAMILY PRACTICE INC		11			11
NIGHT LITE PEDIATRICS CENTER, LLC		1	10	91%	11
BELLEVUE HOSPITAL CENTER DEPARTMENT		11			11
MOUNT DORA PEDIATRICS		9	2	18%	11
TELEVISIT PALM BAY FAMILY PRACTICE		9	2	18%	11
NOVALIFE MEDSPA			11	100%	11
DIEGO FALLON MD PA		6	5	45%	11
WANTAGH URGENT CARE		8	3	27%	11
COLORADO DEPARTMENT OF PUBLIC HEALTH AND ENVIRONMENT			11	100%	11
SOUTHEASTERN LABORATORY			11	100%	11
VIRTUA WEST JERSEY HOSPITAL VOORHEES		9	2	18%	11
AIM LABORATORIES			11	100%	11
EMERALD COAST PEDIATRICS			11	100%	11
JOSEF SCHENKER MD PC		11			11
WATSON HEALTHCARE		8	3	27%	11

COVID-19: testing by laboratory

Data through Jan 17, 2021 verified as of Jan 18, 2021 at 09:25 AM

Data in this report are provisional and subject to change.

The numbers in the table below represent the number of Florida and non-Florida residents for whom test results were received by the Department of Health. A person can be tested by more than one laboratory and can have both positive and negative results. **Therefore, the sum of the numbers in each column will be larger than the total number of people tested.**

Reporting lab	Inconclusive	Negative	Positive	Percent positive	Total
DOCTORS MEDICAL CENTER OF WALTON COUNTY CLINIC			11	100%	11
SEMORAN FAMILY HEALTH LLC		10	1	9%	11
CARE HERE		1	10	91%	11
NORTHERN WESTCHESTER HOSPITAL LABORATORY		9	2	18%	11
LAKE CO EMPLOYEE HEALTH AND WELLNESS CENTER		10	1	9%	11
METHODIST MEDICAL CENTER		8	3	27%	11
INN AT LAKE SEMINOLE SQUARE, THE		11			11
DESOTO HEALTH AND REHAB LLC		7	4	36%	11
WINTER PARK CARE AND REHABILITATION			11	100%	11
GADSDEN REGIONAL MEDICAL CENTER		11			11
GUARDANT HEALTH		7	4	36%	11
LAKELAND HILLS CENTER		4	7	64%	11
LEHIGH VALLEY HOSPITAL		3	8	73%	11
HORIZON MEDICAL GROUP		9	2	18%	11
MINUTECLINIC DIAGNOSTIC OF NORTH CAROLINA PC		9	2	18%	11
SAMARITAN MEDICAL CENTER		10			10
Maury Regional Hospital		6	4	40%	10
Hackensack Umc Mountainside		9	1	10%	10
HCR MANORCARE		10			10
SAVANNAH MANOR ASSISTED LIVING COMMUNITY			10	100%	10
LAKE BALDWIN CBOC		9	1	10%	10
ILLINOIS DEPT OF PUBLIC HEALTH LAB - SPRINGFIELD			10	100%	10
HOLMES COUNTY HEALTH DEPARTMENT		4	6	60%	10
VASCONCELLO COHEN MD PA		9	1	10%	10
EMERALD COAST HOSPICE - CRESTVIEW		10			10
ATLAN		8	2	20%	10
MEDEXPRESS URGENT CARE PARKERSBURG		8	2	20%	10
PRORENATA LABS		2	8	80%	10
MEDEXPRESS URGENT CARE - SEMINOLE SQUA		9	1	10%	10
MEDEX REGIONAL LABORATORIES LLC		1	9	90%	10
ACE BIOMEDICAL LABS LLC			10	100%	10
VETERNANS ADMINISTRATION			10	100%	10
WELLMED AT SOUTH PARSONS		8	2	20%	10
AMBRY GENETICS CORPORATION		10			10
BROOKDALE PANAMA CITY		9	1	10%	10
LAKEWOOD RANCH MEDICAL CENTER CLINICAL LAB			10	100%	10
FAMILY MEDICINE AT HUNTERS CREEK		10			10
MEDICAL LABORATORY DIAGNOSTICS			10	100%	10
COMMUNITY HEALTH CENTER		2	8	80%	10
CREATIVE TESTING SOLUTIONS		3	7	70%	10
MINUTECLINIC DIAGNOSTIC MEDICAL GROUP		9	1	10%	10
ONEIDA HEALTHCARE CENTER		8	2	20%	10
ALABAMA DEPARTMENT OF PUBLIC HEALTH		1	9	90%	10
KIDSVILLE PEDIATRICS			10	100%	10
LAKE NONA MEDICAL SERVICES		3	7	70%	10
ASSOCIATES MD CYPRESS CREEK			10	100%	10

COVID-19: testing by laboratory

Data through Jan 17, 2021 verified as of Jan 18, 2021 at 09:25 AM

Data in this report are provisional and subject to change.

The numbers in the table below represent the number of Florida and non-Florida residents for whom test results were received by the Department of Health. A person can be tested by more than one laboratory and can have both positive and negative results. **Therefore, the sum of the numbers in each column will be larger than the total number of people tested.**

Reporting lab	Inconclusive	Negative	Positive	Percent positive	Total
BODYK		6	4	40%	10
BENTLEY VILLAGE II		1	9	90%	10
Terrace of Jacksonville			10	100%	10
BROOKDALE PENSACOLA		10			10
MEYER PEDIATRICS CHTD		10			10
VITALANT		1	9	90%	10
NORTH OKALOOSA PHYSICIAN GROUP		10			10
NEW JERSEY DEPARTMENT OF HEALTH COMMUNICABLE DISEASE SERVICE		3	7	70%	10
FLORIDA PRESBYTERIAN HOMES INC		10			10
CVS MINUTE CLINIC		1	9	90%	10
PARROTT MEDICAL CLINIC			10	100%	10
ISLAND COAST PEDIATRICS IN-HOUSE LAB		10			10
PANCARE HEALTH - VERNON ELEMENTARY			10	100%	10
BROWARD HEALTH CARE			10	100%	10
CBC LAB		3	7	70%	10
TENNESSEE DEPARTMENT OF HEALTH (TDH) - CENTRAL LABORATORY		2	8	80%	10
RAINBOW PEDIATRIC CENTER		2	8	80%	10
Hialeah Nursing And Rehabilitation Center		6	4	40%	10
GENESIS		7	3	30%	10
CLEARWATER EMPLOYEE HEALTH CLINIC		4	6	60%	10
BAYCARE MEDICAL GROUP INC			10	100%	10
NORTHWEST FLORIDA ENT, PA		4	6	60%	10
APPALACHIAN REGIONAL HEALTHCARE SYSTEM		10			10
CORONA PATHOLOGY		10			10
MEDEXPRESS URGENT CARE - TIMBERLAKE		10			10
URGENT CARE CENTER AT PINNACLE		4	6	60%	10
COVANCE CENTRAL LABORATORY			10	100%	10
GRACE WELLNESS CENTER		3	7	70%	10
ADVENT HEALTH - WINTER HAVEN		6	4	40%	10
MOSOLF PEDIATRICS			10	100%	10
SUNSHINE PEDIATRICS OF CENTRAL FLORIDA PL		8	2	20%	10
PBC PREMIER FAMILY HEALTH			10	100%	10
BIOTECH CLINICAL LABORATORIES, INC.		1	9	90%	10
ARNOT OGDEN MEDICAL CENTER LABORATORY		10			10
CARENOW URGENT CARE - EAST NASHVILLE		8	2	20%	10
BOCA RATON REGIONAL HOSPITAL LAB			10	100%	10
BEAUMONT LABORATORY			10	100%	10
NATURE COAST REGIONAL MEDICAL CENTER			9	100%	9
PARTICLE THEORY LABS		9			9
TMH PHYSICIAN PARTNERS - MONTICELLO		8	1	11%	9
OUR HOME AT BEACON HILL			9	100%	9
FLORIDA MEDICAL CLINIC - MULTI SPECIALTY CAMPUS		2	7	78%	9
LAKEVIEW HEALTH SYSTEMS			9	100%	9
TAMPA BAY CONCIERGE DOCTOR, LLC		8	1	11%	9
MINUTECLINIC DIAGNOSTIC OF TN PC #566		8	1	11%	9
PATEL MEDICAL VENTURES		8	1	11%	9

COVID-19: testing by laboratory

Data through Jan 17, 2021 verified as of Jan 18, 2021 at 09:25 AM

Data in this report are provisional and subject to change.

The numbers in the table below represent the number of Florida and non-Florida residents for whom test results were received by the Department of Health. A person can be tested by more than one laboratory and can have both positive and negative results. **Therefore, the sum of the numbers in each column will be larger than the total number of people tested.**

Reporting lab	Inconclusive	Negative	Positive	Percent positive	Total
NEMOURS CHILDREN'S PRIMARY CARE VERO BEACH			9	100%	9
MICHIGAN DEPARTMENT OF COMMUNITY HEALTH		1	8	89%	9
CHILDREN'S HEALTH CENTER INC.		7	2	22%	9
BOCA SIMON LAB		1	8	89%	9
CHEMISYS LABORATORIES		1	8	89%	9
SAMARITAN HOSPITAL LABORATORY		8	1	11%	9
RICHMOND UNIVERSITY MEDICAL CENTER		7	2	22%	9
NORTHWEST FLORIDA COMMUNITY HOSPITAL LABORATORY		8	1	11%	9
OMNI			9	100%	9
AEGIS MEDICAL GROUP			9	100%	9
CONSULATE HEALTH CARE OF PENSACOLA			9	100%	9
ANY LAB TEST NOW INC			9	100%	9
CVS MINUTE CLINIC DIAGNOSTIC OF WISCONSIN		9			9
AVALON FAMILY RESORT ASSISTED LIVING LLC		9			9
OPTIMAL CARE PEDIATRICS			9	100%	9
MC DIAGNOSTIC OF CONNECTICUT, PC #775		8	1	11%	9
WESTCHESTER GENERAL HOSPITAL BLOOD GAS LAB			9	100%	9
LPG PEDIATRICS AT PAGE FIELD		9			9
ELTINGVILLE CIRCLE URGENT CARE		9			9
ADVENT HEALTH CENTRA CARE - ORANGE LAKE		1	8	89%	9
THE VILLAGES HEALTH		5	4	44%	9
BLOCK NATION CHASE		4	5	56%	9
MOLECULAR PATHOLOGY LABORATORY			9	100%	9
MINUTE CLINIC LLC #1448		8	1	11%	9
ROSS MEDICAL GROUP			9	100%	9
MONROE COUNTY HOSPITAL		6	3	33%	9
PRECISION GENETICS			9	100%	9
CARENOW URGENT CARE-MT JULIET		8	1	11%	9
NURSING PLUS OF BROWARD LLC		1	8	89%	9
BAYFRONT HEALTH ST PETERSBURG		8	1	11%	9
NASSAU COUNTY JAIL		9			9
PLYMOUTH HARBOR INCORPORATED		9			9
CORNER OAK ESTATE LLC		9			9
UNAVAILABLE/UNKNOWN/NO INFORMATION FOUND			9	100%	9
MEDEXPRESS URGENT CARE - WINCHESTER GATEWAY		7	2	22%	9
STATEN ISLAND UNIVERSITY HOSPITAL SEGUINE AVE		9			9
PRIMECARE AT PORT ORANGE			9	100%	9
St Joseph's Hospital & Medical Center		8	1	11%	9
LOREY ALF		9			9
CARLOS PORTU MD, PLLC			9	100%	9
GCPM MANUAL MICROBIOLOGY		1	8	89%	9
VILLAGE PLACE HEALTH AND REHAB		9			9
URGENT CARE & FAMILY PRACTICE CENTER			9	100%	9
FIRST CHOICE PEDIATRICS WINTER SPRINGS		9			9
SURGERY CENTER OF CORAL GABLES LLC,THE		8	1	11%	9
MISSOURI DEPARTMENT OF HEALTH AND SENIOR SERVICES			9	100%	9

COVID-19: testing by laboratory

Data through Jan 17, 2021 verified as of Jan 18, 2021 at 09:25 AM

Data in this report are provisional and subject to change.

The numbers in the table below represent the number of Florida and non-Florida residents for whom test results were received by the Department of Health. A person can be tested by more than one laboratory and can have both positive and negative results. **Therefore, the sum of the numbers in each column will be larger than the total number of people tested.**

Reporting lab	Inconclusive	Negative	Positive	Percent positive	Total
ADVENTHEALTH MEDICAL GROUP CARE CLINIC AT		7	2	22%	9
WADSWORTH CENTER - DAVID AXELROD INSTITUTE		8	1	11%	9
MIDMICHIGAN MEDICAL CENTER			9	100%	9
BAYONET POINT HOSPITAL			9	100%	9
AMERICAN HEALTH ASSOCIATES INC		1	8	89%	9
ADVENTHEALTH MEDICAL GROUP		9			9
LAKE NONA MEDICAL SERVICE LLC		9			9
RIVERSIDE MEDICAL GROUP		8	1	11%	9
WEEMS MEMORIAL HOSPITAL		6	3	33%	9
AESTHETIC ENHANCEMENTS		9			9
PEDIATRIC HEALTH CARE ALLIANCE			9	100%	9
MAINSTREET FAMILY CARE			9	100%	9
NORTHSHORE UNIVERSITY HEALTHSYSTEM EVANSTON HOSPITAL LAB			9	100%	9
CVS PHARMACY NO 274		9			9
URGENT CARE USA LLC		1	8	89%	9
NIGHT OWL PEDIATRICS URGENT CARE			8	100%	8
ST. JOSEPH HOSPITAL AND HEALTH CARE INC.			8	100%	8
LIFE CARE CITRUS COUNTY			8	100%	8
HEALTHMARK REGIONAL HOSPITAL LAB		4	4	50%	8
ORMOND BEACH CENTRA CARE			8	100%	8
INTERNAL MEDICINE ASSOCIATES OF JACKSON HOSPITAL			8	100%	8
CVS MINUTE CLINIC DIAGNOSTIC MED GRP OF CA		8			8
RED MOUNTAIN DIAGNOSTICS		8			8
PUTNAM FAMILY CARE INC		3	5	63%	8
SYLVESTER AT PLANTATION LABORATORY		7	1	13%	8
PASSPORT HEALTH			8	100%	8
JOHNS HOPKINS MEDICAL LABORATORIES		1	7	88%	8
ACCESS PHARMACY		8			8
ST CLOUD PHYSICIAN MANAGMENT LLC		7	1	13%	8
CONSULATE HEALTH CARE		7	1	13%	8
DOH-TAMPA BRANCH LABORATORY (MLK BLVD)		4	4	50%	8
MEDEXPRESS URGENT CARE - LAFAYETTE		7	1	13%	8
MEDEXPRESS URGENT CARE-LATROBE		8			8
PENSACOLA CLUSTER			8	100%	8
BAPTIST HEALTH			8	100%	8
GENE STREET LABORATORIES, LLC		6	2	25%	8
JX REF LAB			8	100%	8
FLORIDA CLINICAL LAB		1	7	88%	8
PASSPORT HEALTH OF TAMPA BAY		8			8
URGENT MEDICAL CENTER INC		2	6	75%	8
MEDEXPRESS URGENT CARE - PANTOPS		7	1	13%	8
CARENOW URGENT CARE-WEST END		6	2	25%	8
PALM BEACH COUNTY HEALTH DEPARTMENT LABORATORY			8	100%	8
PERSONAL PEDIATRICS PA		6	2	25%	8
FAMILY PRACTICE OF DAVIE INC			8	100%	8
THE MARY IMOGENE BASSETT HOSPITAL		8			8

COVID-19: testing by laboratory

Data through Jan 17, 2021 verified as of Jan 18, 2021 at 09:25 AM

Data in this report are provisional and subject to change.

The numbers in the table below represent the number of Florida and non-Florida residents for whom test results were received by the Department of Health. A person can be tested by more than one laboratory and can have both positive and negative results. **Therefore, the sum of the numbers in each column will be larger than the total number of people tested.**

Reporting lab	Inconclusive	Negative	Positive	Percent positive	Total
MAIMONIDES MEDICAL CENTER		5	3	38%	8
DOCTOR'S IN HOUSE LAB			8	100%	8
DOCTOR'S IN-HOUSE LAB/COMMUNITY HEALTH CENTERS OF PINELLAS - CLEARWATE			8	100%	8
FLORIDA HOSPITAL PHYSICIAN GROUP		3	5	63%	8
MINUTECLINIC DIAGNOSTIC OF LOUISIANA		7	1	13%	8
AZALEA HEALTH		2	6	75%	8
BAPTIST OUTPATIENT			8	100%	8
SIDDH INC DBA SAN CARLOS PHARMACY		6	2	25%	8
FLORIDA MENTOR		7	1	13%	8
FHCP-ORANGE CITY			8	100%	8
URGENT TEAM MANAGEMENT OF TENNESSEE		7	1	13%	8
COLLIER COUNTY HEALTH DEPT.		4	4	50%	8
WELLMED AT PORT ST LUCIE WEST		6	2	25%	8
CIAN DIAGNOSTICS			8	100%	8
Sunset Lake Health and Rehabilitation Center		8			8
BARTON PARKER OD PC		8			8
ATLANTIC CONSOLIDATED LABORATORY		8			8
HARBORCHASE OF DR PHILLIPS		7	1	13%	8
FORT PIERCE FAMILY CARE INC		3	5	63%	8
MEDEXPRESS URGENT CARE MONACA		8			8
ORANGE PEDIATRICS			8	100%	8
CVS MINUTE CLINIC, LLC		6	2	25%	8
MEDEXPRESS URGENT CARE- MARYLAND		8			8
MID-HUDSON VALLEY DIVISION OF WESTCHESTER MEDICAL		8			8
WHITE SANDS OUTPATIENT SERVICES (WSOP SERVICES LLC		8			8
MINUTE CLINIC LLC #5733		8			8
CLEVELAND TENNESSEE HOSPITAL COMPANY		7	1	13%	8
ORLANDO HEALTH PHYSICIAN ASSOCIATES		4	4	50%	8
MONTEFIORE MEDICAL CENTER LABORATORIES - WEILER		6	2	25%	8
EMERGENCY MEDICAL CENTER		3	5	63%	8
STEINHATCHEE DRUGS		5	3	38%	8
CARROLL GARDENS URGENT CARE		8			8
GOLISANO CHILDREN'S HOSPITAL OF SOUTHWEST FLORIDA		6	2	25%	8
MEDEXPRESS URGENT CARE - WASHINGTON		6	2	25%	8
X-GENE MOLECULAR LABS		1	7	88%	8
ADVENT HEALTH - FOUR CORNERS ER		8			8
MEADOWCREST FAMILY PHYSICIANS PA			8	100%	8
ROBERT WOOD JOHNSON HOSPITAL		7	1	13%	8
HUNTINGTON VILLAGE URGENT CARE		8			8
Signature Healthcare of Ormond		8			8
MEDEXPRESS URGENT CARE-KATY		5	3	38%	8
THE WOLFF CENTER FOR CHILD & ADOLESCENT HEALTH			8	100%	8
UNIVERSITY MEDICAL CENTER		8			8
COLLIER BLVD HMA PHYSICIAN MANAGEMENT,, LLC			8	100%	8
FLORIDA HEART AND VASCULAR MULTISPECIALTY GROUP		8			8
GRAND VILLA OF ALTAMONTE SPRINGS		1	7	88%	8

COVID-19: testing by laboratory

Data through Jan 17, 2021 verified as of Jan 18, 2021 at 09:25 AM

Data in this report are provisional and subject to change.

The numbers in the table below represent the number of Florida and non-Florida residents for whom test results were received by the Department of Health. A person can be tested by more than one laboratory and can have both positive and negative results. **Therefore, the sum of the numbers in each column will be larger than the total number of people tested.**

Reporting lab	Inconclusive	Negative	Positive	Percent positive	Total
MEDEXPRESS URGENT CARE - MONROE		8			8
VETERANS AFFAIRS MEDICAL CENTER - OUTPATIENT			8	100%	8
WILTON MANORS HEALTH & REHABILITATION CENTER			8	100%	8
NATIONAL GENETICS INST LABCORP		3	5	63%	8
CROSSROADS URGENT CARE, PLLC		8			8
ASHRAF MEDICAL GROUP PLLC DBA PULSE M		7	1	13%	8
CHILDREN'S HEALTHCARE OF ATLANTA/EGLESTON		8			8
MEDEXPRESS URGENT CARE - BENTON HARBOR		8			8
HOLY NAME MEDICAL CENTER	1	6	1	13%	8
FOUNTAINVIEW BY FIVE STAR QUALITY CARE		7	1	13%	8
MINUTECLINIC DIAGNOSTIC OF TN, PC 374		6	2	25%	8
MONTEFIORE MEDICAL CENTER LABORATORIES - NORTH		8			8
WELLIGENT		1	7	88%	8
EXECUTIVE MEDICAL SERVICES		8			8
MEDEXPRESS URGENT CARE CHARLESTON		5	3	38%	8
ALLINA HEALTH - ABBOTT NORTHWESTERN HOSPITAL		5	3	38%	8
MED LABS DIAGNOSTICS		5	3	38%	8
DAVID LAWRENCE CENTER INC		7	1	13%	8
Manor Care of Dunedin		6	2	25%	8
GENEUS DIAGNOSTICS			8	100%	8
BEAUMONT EMERGENCY CENTER			8	100%	8
GULF COAST MEDICAL GROUP		2	6	75%	8
HUNTINGTON URGENT CARE		8			8
MINUTECLINIC DIAGNOSTIC OF SOUTH CAROL		7	1	13%	8
MINUTE CLINIC DIAGNOSTIC OF SC, LLC #42		7	1	13%	8
ST CHARLES HOSPITAL LABORATORY		8			8
WINDSOR OF SAN PABLO, THE		5	3	38%	8
MEDEXPRESS URGENT CARE - CHRISTIANBURG		7	1	13%	8
SURGOINSVILLE PHARMACY		8			8
ALACHUA COUNTY HEALTH DEPARTMENT		1	7	88%	8
MONTEFIORE NYACK HOSPITAL AFFILIATED LABORATORY		7			7
HAVEN HOSPICE			7	100%	7
PALM BEACH CDH - DELRAY BEACH			7	100%	7
LAWTON CHILES HEALTH CENTER		1	6	86%	7
MERCY HEALTH—MUSKEGON		6	1	14%	7
RIVER OAKS TREATMENT CENTER			7	100%	7
DORAL URGENT CARE			7	100%	7
MC DIAGNOSTIC OF CONNECTICUT, PC #1960		7			7
NOVANT HEALTH INPATIENT CARE		2	5	71%	7
ADVENTIST HEALTH SYSTEM FLORIDA DEPT OF HEALTH		3	4	57%	7
SOUTH COM HEALTH CLINIC, DEPT. OF THE ARMY		7			7
NEW YORK PRESBYTERIAN - LOWER MANHATTAN		7			7
TRUE HEALTH		5	2	29%	7
MINUTECLINIC, LLC, DBA MINUTECLINIC #6106		5	2	29%	7
PALM POINT BEHAVIORAL HEALTH		7			7
NORTH FLORIDA / SOUTH GEORGIA VETERANS HEALTH SYSTEM			7	100%	7

COVID-19: testing by laboratory

Data through Jan 17, 2021 verified as of Jan 18, 2021 at 09:25 AM

Data in this report are provisional and subject to change.

The numbers in the table below represent the number of Florida and non-Florida residents for whom test results were received by the Department of Health. A person can be tested by more than one laboratory and can have both positive and negative results. **Therefore, the sum of the numbers in each column will be larger than the total number of people tested.**

Reporting lab	Inconclusive	Negative	Positive	Percent positive	Total
FREEDOM SQUARE NURSING CENTER			7	100%	7
Consulate Health Care of Brandon		7			7
VERMONT DEPARTMENT OF HEALTH		1	6	86%	7
HEALTH NETWORK LABORATORIES		6	1	14%	7
UNIVERSITY OF WASHINGTON MEDICAL CENTER			7	100%	7
YORKVILLE PEDIATRIC URGENT CARE		7			7
LIFE'S SPECIAL MOMENTS INC		7			7
DALLAS COUNTY HEALTH AND HUMAN SERVICES			7	100%	7
CVS MINUTE CLINIC DIAGNOSTIC OF VIRGINIA		7			7
FLORIDA HOSPITAL WINTER PARK		6	1	14%	7
WYOMING COUNTY COMMUNITY HOSPITAL LABORATORY		7			7
MINUTECLINIC, LLC #4230		6	1	14%	7
CVS TN5639POCT FARRAGUT		6	1	14%	7
HOLY GARDEN ALF, INC.		7			7
ADVENTHEALTH MEDICAL GROUP PEDIATRICS AT		2	5	71%	7
MULBERRY CARE CENTER		4	3	43%	7
Thermopolis Rehabilitation Wellness		7			7
FLORIDA DIGESTIVE AND LIVER SPECIALIST		7			7
ALACHUA			7	100%	7
BAPTIST PEDIATRICS		6	1	14%	7
DOCTORS CLINICAL LABORATORY, INC		5	2	29%	7
MEDICANA NURSING AND REHAB CENTER			7	100%	7
HEARTLAND PEDIATRICS OF LAKE PLACID			7	100%	7
WILDLIGHT LAB			7	100%	7
SEA LEVEL LABS			7	100%	7
JUPITER ISLAND PUBLIC SAFETY		5	2	29%	7
WATERFORD AT CREEKSIDE, THE			7	100%	7
RIVERVIEW REGIONAL MEDICAL CENTER		6	1	14%	7
CVS HEALTH, #3396		7			7
VIGILINT HEALTHCARE		5	2	29%	7
ORANGE PARK PEDIATRICS		4	3	43%	7
TRUE HEALTH DIAGNOSTICS		1	6	86%	7
CVS PHARMACY #8800		5	2	29%	7
HEALTHWORKS MED GROUP OF FLORIDA PA		2	5	71%	7
ADVENTHEALTH MEDICAL GROUP PULMONOLOGY		6	1	14%	7
CVS NC187POCT CHARLOTTE		7			7
DEPARTMENT OF HEALTH- CITRUS COUNTY			7	100%	7
LUXOR SCIENTIFIC LLC		1	6	86%	7
BRADENTON PHYSICIANS MEDICAL CENTER			7	100%	7
STAT MEDICAL CLINIC III INC		5	2	29%	7
LAKELAND REGIONAL HEALTH GATEWAY CENTER		7			7
PUTNAM COUNTY EMERGENCY RESCUE SERVICE		4	3	43%	7
KEYSTONE PLACE AT NAPLES PRESERVE		4	3	43%	7
ECLRS		2	5	71%	7
FLORIDA CENTER FOR DERMATOLOGY LABORATORY			7	100%	7
ENT AND ALLERGY ASSOCIATES OF FLORIDA LLC		6	1	14%	7

COVID-19: testing by laboratory

Data through Jan 17, 2021 verified as of Jan 18, 2021 at 09:25 AM

Data in this report are provisional and subject to change.

The numbers in the table below represent the number of Florida and non-Florida residents for whom test results were received by the Department of Health. A person can be tested by more than one laboratory and can have both positive and negative results. **Therefore, the sum of the numbers in each column will be larger than the total number of people tested.**

Reporting lab	Inconclusive	Negative	Positive	Percent positive	Total
OPTIONS FOR SENIORS INC DBA PALM KREST MANOR		5	2	29%	7
SARASOTA - ROBERT L TAYLOR COMMUNITY CENTER		1	6	86%	7
BREVARD HEALTH ALLIANCE INC, THE		2	5	71%	7
CARENOW URGENT CARE-MADISON		7			7
SOUTH CAROLINA DEPARTMENT OF HEALTH			7	100%	7
SCHOOL OF PHARMACY AND PHARMACEUTICAL		7			7
VALDOSTA FAMILY MEDICINE			7	100%	7
ALLEGRO - TAMPA	1	4	2	29%	7
ILLINOIS DEPARTMENT OF PUBLIC HEALTH			7	100%	7
KENDALL REGIONAL MEDICAL CNTR			7	100%	7
AFC URGENT CARE - CEDAR GROVE		7			7
MINUTECLINIC DIAGNOSTIC OF TN PC #320		6	1	14%	7
ST VINCENT'S CHILTON		5	2	29%	7
LAKE HOWARD HEIGHTS	1	6			7
OCALA FAMILY MEDICAL CENTER		7			7
DOCTOR'S IN-HOUSE LAB/COMMUNITY HEALTH CENTERS OF PINELLAS -PINELLAS P			7	100%	7
AVON PARK PEDIATRICS			7	100%	7
STATMED OCALA			7	100%	7
DIAGNOSTIC CLINIC		6	1	14%	7
DIXIE COUNTY HEALTH DEPARTMENT		5	2	29%	7
LEPE'S HOUSE			7	100%	7
COMMUNITY MEDICAL AND DENTAL CARE INC		7			7
Westchester General Hospital			7	100%	7
FAMILY MEDICINE OF WESTON LLC			7	100%	7
MEDEXPRESS URGENT CARE - MAPLE DRIVE		7			7
SUPERIOR RESIDENCES AT CALA HILLS		7			7
ROSEMONT GARDENS INC		7			7
Ocoee Health Care Center		7			7
MEDEXPRESS URGENT CARE, BUTLER		4	3	43%	7
NORTON HEALTHCARE			7	100%	7
ORANGE PARK PEDIATRIC ASSOCIATES		1	6	86%	7
PBC FOUND CARE INC			7	100%	7
BENSONHURST URGENT CARE		7			7
LAB UNKNOW		6	1	14%	7
FLORIDA HOSPITAL KISSIMMEE		4	3	43%	7
ST VINCENT'S ST CLAIR		4	3	43%	7
IRL MARKET LAB			7	100%	7
PINELLAS 1 HOME HEALTH CARE CORP		7			7
GENTRY PARK ORLANDO ASSISTED LIVING		6	1	14%	7
Rosewood Healthcare and Rehabilitation Center		5	2	29%	7
METROPOLITAN HOSPITAL CENTER		6	1	14%	7
CENTRAL FLORIDA PEDIATRIC URGENT CARE LLC		6	1	14%	7
THOMAS JEFFERSON UNIVERSITY HOSPITAL		4	3	43%	7
LEE COUNTY HEALTH DEPARTMENT		4	3	43%	7
GENEXPERT			7	100%	7
MEDLABS DIAGNOSTICS		7			7

COVID-19: testing by laboratory

Data through Jan 17, 2021 verified as of Jan 18, 2021 at 09:25 AM

Data in this report are provisional and subject to change.

The numbers in the table below represent the number of Florida and non-Florida residents for whom test results were received by the Department of Health. A person can be tested by more than one laboratory and can have both positive and negative results. **Therefore, the sum of the numbers in each column will be larger than the total number of people tested.**

Reporting lab	Inconclusive	Negative	Positive	Percent positive	Total
SONORA QUEST LABORATORIES			7	100%	7
CARESOUTH HHA HOLDINGS OF TALLAHASSEE LLC		7			7
CLINIC OF PEDIATRICS & GI MEDICINE INC			7	100%	7
MEDEXPRESS URGENT CARE - FAYETTEVILLE		5	2	29%	7
JACKSON CLINIC PA,THE		3	4	57%	7
LYNMOORE,THE		7			7
BAYCARE MEDICAL GROUP		1	6	86%	7
DEBARY HEALTH AND REHABILITATION CENTER		6	1	14%	7
REHAB AND HEALTHCARE CENTER OF CAPE CORAL		7			7
QUE		4	3	43%	7
ST JUDE LABORATORIES		5	2	29%	7
HEALTH CARE LABORATORY SERVICES		1	6	86%	7
ARCHBOLD MEMORIAL HOSPITAL/LAB		3	4	57%	7
PEDIATRICS OF CENTRAL FLORIDA		5	2	29%	7
RAPID RELIABLE TESTING NY LLC		7			7
PENINSULA CARE AND REHABILITATION CENTER			7	100%	7
PULSE & REMEDY LLC			7	100%	7
IU HEALTH PATHOLOGY		1	6	86%	7
CVS MINUTE CLINIC DIAGNOSTIC OF TEXAS, LLC		7			7
WINDSOR OF GAINESVILLE		7			7
DR PHILLIPS MEDICAL WELLNESS CENTER		6			6
Northwell Lab		2	4	67%	6
MEDEXPRESS ELKINS		6			6
MEDEXPRESS URGENT CARE - HOT SPRINGS		6			6
FIRST COAST CARDIOVASCULAR INSTITUTE PA			6	100%	6
UT MEMPHIS UNIVERSITY HEALTH SERVICES			6	100%	6
PUBLIC HEALTH LAB		6			6
NOT INDICATED		1	5	83%	6
MAGNOLIA PEDIATRICS GROUP LLC			6	100%	6
MINUTECLINIC DIAGNOSTIC OF TEXAS		5	1	17%	6
CHILDREN'S HOSPITAL OF PHILADELPHIA		5	1	17%	6
MEDEXPRESS URGENT CARE - ELM GROVE		5	1	17%	6
GLEN FALLS HOSPITAL DEPARTMENT OF PATHOLOGY		6			6
INSPIRED LIVING AT PALM BAY		6			6
RICH STREET GROUP HOME			6	100%	6
ARUP		6			6
URGENT TEAM - MUSCLE SHOALS		6			6
ARLINGTON OF NAPLES		6			6
MINUTECLINIC DIAGNOSTIC OF RHODE ISLAND		4	2	33%	6
JERSEY SHORE MEDICAL CENTER		6			6
MINUTECLINIC DIAGNOSTIC OF NORTH		6			6
BETH ISRAEL DEACONESS MEDICAL CENTER			6	100%	6
MEDEXPRESS URGENT CARE - BEECH GROVE		5	1	17%	6
FLORIDA MEDICAL SPECIALISTS		2	4	67%	6
SAINT PETER'S UNIVERSITY HOSPITAL		6			6
FLORIDA CANCER SPECIALISTS & RESEARCH INSTITUTE		5	1	17%	6

COVID-19: testing by laboratory

Data through Jan 17, 2021 verified as of Jan 18, 2021 at 09:25 AM

Data in this report are provisional and subject to change.

The numbers in the table below represent the number of Florida and non-Florida residents for whom test results were received by the Department of Health. A person can be tested by more than one laboratory and can have both positive and negative results. **Therefore, the sum of the numbers in each column will be larger than the total number of people tested.**

Reporting lab	Inconclusive	Negative	Positive	Percent positive	Total
FLORIDA WOMAN CARE LABORATORY			6	100%	6
MEDEXPRESS URGENT CARE-PITTSFIELD		6			6
AIR, LAND & SEA PHYSICALS & CONSULTATIONS, LLC		6			6
MINUTECLINIC DIAGNOSTIC OF PA, LLC (1036)		5	1	17%	6
BROWARD COUNTY HEALTH DEPT.			6	100%	6
CAPRONA GROUP HOME			6	100%	6
SUFFRIDGE DRIVE GROUP HOME		6			6
UF HEALTH			6	100%	6
ENIGMA DIAGNOSTIC, INC.			6	100%	6
INDIANA STATE DEPARTMENT OF HEALTH		1	5	83%	6
AMERICAN HOUSE FORT MYERS		6			6
PROHEALTH MED		1	5	83%	6
UPMC HEALTH SYSTEM		4	2	33%	6
LANE PEDIATRICS PA			6	100%	6
MEDEXPRESS URGENT CARE - STAUNTON		2	4	67%	6
UNILAB		2	4	67%	6
FLORIDA MEDICAL CLINIC IM MLK		6			6
WATAUGA MEDICAL CENTER		4	2	33%	6
THE CLINIC PREMISE HEALTH			6	100%	6
INTERNAL MEDICINE LIPID AND WELNNESS PRACTICE			6	100%	6
FLORIDA HOSPITAL APOPKA		5	1	17%	6
AARK LABORATORY		6			6
MERCY COLLEGE HEALTH OFFICE		6			6
CVS MINUTE CLINIC DIAGNOSTIC OF TEXAS,LLC		4	2	33%	6
ATMORE NURSING CENTER		5	1	17%	6
XPRESS URGENT CARE LLC		6			6
THE VILLAGES REGIONAL HOSPITAL FREESTANDING		3	3	50%	6
PALMETTO HEALTH ALLIANCE		3	3	50%	6
CAPE CORAL URGENT CARE		3	3	50%	6
VITAS HEALTH INC			6	100%	6
CONCENTRA			6	100%	6
OSWEGO HOSPITAL LABORATORY		6			6
FLORIDA DEPARTMENT OF HEALTH WASHINGTON COUNTY		3	3	50%	6
Florida Clinical Laboratory		1	5	83%	6
RIVER CITY PRIMARY AND URGENT CARE			6	100%	6
BELLE GLADES HEALTH CLINIC			6	100%	6
PANCARE HEALTH - HOSFORD SCHOOL			6	100%	6
OPTUM SILVER LAKES			6	100%	6
MEDEXPRESS URGENT CARE, JOHNSTOWN		5	1	17%	6
BAYCARE ALLIANT HOSPITAL			6	100%	6
NORTHERN DUTCHESS HOSPITAL LABORATORY		5	1	17%	6
AMERICAN EAGLE LEESBURG AL LLC DBA VISTA LAKE			6	100%	6
MINUTECLINIC DIAGNOSTIC OF TN PC #6415		5	1	17%	6
CITYMD		1	5	83%	6
MINUTECLINIC DIAGNOSTIC OF NORTH CAROLINA, PC		5	1	17%	6
RIVERWOOD CENTER,THE			6	100%	6

COVID-19: testing by laboratory

Data through Jan 17, 2021 verified as of Jan 18, 2021 at 09:25 AM

Data in this report are provisional and subject to change.

The numbers in the table below represent the number of Florida and non-Florida residents for whom test results were received by the Department of Health. A person can be tested by more than one laboratory and can have both positive and negative results. **Therefore, the sum of the numbers in each column will be larger than the total number of people tested.**

Reporting lab	Inconclusive	Negative	Positive	Percent positive	Total
CURATIVE CARE CENTER INC		1	5	83%	6
LOUISIANA DEPT OF HEALTH			6	100%	6
ABBEY MANOR RETIREMENT RESIDENCE INC		6			6
YAZJI PEDIATRIC CARE LLC DBA TUKA PEDIATRICS			6	100%	6
CLEARWATER PEDIATRIC CARE		1	5	83%	6
CAMELLIA AT DEERWOOD		2	4	67%	6
SHERMAN-ABRAMS LABORATORY INC		6			6
MIAMI COMPREHENSIVE MEDICINE GROUP PA		4	2	33%	6
MIAMI BEACH COMMUNITY HEALTH CENTER INC			6	100%	6
MEDICAL CENTER AT OCEAN REEF		1	5	83%	6
PENN MEDICINE PRINCETON MEDICAL CENTER		6			6
JOHNS HOPKINS ALL CHILDRENS			6	100%	6
THE PALMS REHABILITATION AND HEALTHCARE CENTER		5	1	17%	6
ORCHID COVE		2	4	67%	6
PALMS, THE		6			6
LUMADOC HEALTH		4	2	33%	6
CAPITAL HEALTH PLAN LABORATORIES			6	100%	6
ST LUKES ROOSEVELT LABORATORY		6			6
SONORAN DESERT PATHOLOGY ASSOCIATES			6	100%	6
ORLANDO MEDICAL CENTER PL			6	100%	6
CRESTVIEW IMMEDIATE CARE LL			6	100%	6
ETHOS LABORATORIES		6			6
FLORIDA MEDICAL CL ODOM TPA		3	3	50%	6
GRACE REHABILITATION CENTER OF VERO BEACH		4	2	33%	6
DOH JACKSONVILLE CENTRAL LABORATORY		3	3	50%	6
TIMBER CREEK PEDIATRICS		6			6
ST LUCIE COUNTY JAIL		6			6
MINUTECLINIC DIAGNOSTIC OF TN PC #242		4	2	33%	6
MIAMI RESCUE MISSION CLINIC INC			6	100%	6
IGENEX INC		6			6
MINUTECLINIC DIAGNOSTIC OF NEW JERSEY, LLC # 7069		6			6
BROOKDALE CLERMONT			6	100%	6
WELLINGTON REGIONAL MEDICAL CENTER			6	100%	6
GENETIC TECHNOLOGICAL INNOVATIONS			6	100%	6
BROOKDALE LAKE ORIENTA			6	100%	6
CVS MINUTE CLINIC DIAGNOSTIC PA		5	1	17%	6
ADVENT HEALTH APOPKA		2	4	67%	6
ALAN SERURE MD		6			6
THE ARLINGTON OF NAPLES INC.		4	2	33%	6
CARE ATC - CITY OF BOYNTON BEACH		2	4	67%	6
MEDEXPRESS URGENT CARE - MIDLOTHIAN		6			6
MINUTECLINIC DIAGNOSTIC OF TN, PC 4992		6			6
PARTNERS PHARMACY OF FLORIDA LLC		6			6
CAREWELL 301 - WARWICK			6	100%	6
CARENOW URGENT CARE-SOUTHLAKE			6	100%	6
MIRIMUS CLINICAL LABS		2	4	67%	6

COVID-19: testing by laboratory

Data through Jan 17, 2021 verified as of Jan 18, 2021 at 09:25 AM

Data in this report are provisional and subject to change.

The numbers in the table below represent the number of Florida and non-Florida residents for whom test results were received by the Department of Health. A person can be tested by more than one laboratory and can have both positive and negative results. **Therefore, the sum of the numbers in each column will be larger than the total number of people tested.**

Reporting lab	Inconclusive	Negative	Positive	Percent positive	Total
BOCA VIPEDIATRICS			6	100%	6
MINUTECLINIC DIAGNOSTIC OF TN PC #386		6			6
BROWARD TRANSITIONAL CENTER			6	100%	6
CARENOW URGENT CARE-GREEN HILLS		6			6
MINUTECLINIC, LLC #05038		6			6
Grand Villa of Deerfield Beach		4	2	33%	6
TAMIAMI LAB MILLENIUM			6	100%	6
COLLIER COUNTY JAIL		6			6
HILA BECKERMAN MD LLC		6			6
MEDEXPRESS URGENT CARE - SWANSEA, N ILLINOIS ST		5	1	17%	6
PATHGROUP LABS, LLC		4	2	33%	6
VIBRANT AMERICA		4	2	33%	6
TEXAS MEDCLINIC			6	100%	6
CITIZENS BAPTIST MEDICAL CENTERS LAB		5	1	17%	6
MEDEXPRESS URGENT CARE - SALEM		3	3	50%	6
MOBILE RESPONSE DIAGNOSTICS LLC		6			6
PR HEALTH		1	5	83%	6
CAREHERE LCS- EUSTIS			5	100%	5
AMERICAN MEDICAL RESPONSE - DENVER		2	3	60%	5
MINUTECLINIC DIAGNOSTIC OF PENNSYLVANIA, LLD #1545		5			5
MEDEXPRESS URGENT CARE-PETERS TWP		5			5
DEPARTMENT OF HEALTH AND HUMAN SERVICES LANSING			5	100%	5
EAST BANK HOSPITAL - UNIVERSITY OF MINNESOTA MEDICAL CENTER			5	100%	5
JOE DIMAGGIO CHILDREN'S HOSPITAL		1	4	80%	5
NORTH FLORIDA PEDIATRICS JASPER			5	100%	5
MEDEXPRESS URGENT CARE PORT HURON		4	1	20%	5
CVS MINUTE CLINIC DIAGNOSTIC OF TN #6044		5			5
ADEPT INPATIENT MEDICAL SERVICES PC		5			5
PEDIATRICS URGENT CARE, LLC			5	100%	5
DOTHAN WEST FAMILY MEDICINE		3	2	40%	5
MINUTE-CLINIC DIAGNOSTIC OF VIRGINIA		4	1	20%	5
GULF COAST VETERANS HCS PANAMA CITY OPC		5			5
KEYSTONE REHABILITATION AND HEALTH CENTER		1	4	80%	5
MINUTECLINIC DIAGNOSTIC OF NEW JERSEY,		5			5
MAXHEALTH		4	1	20%	5
CVS MINUTE CLINIC DIAGNOSTIC OF NEW JERSEY		5			5
FRANCES WARDE MEDICAL LABORATORY		2	3	60%	5
CIGNA ONSITE HEALTH LLC		1	4	80%	5
LABCORP UNSPECIFIED		5			5
MINUTE CLINIC, LLC #1434		5			5
ST VINCENT'S URGENT CARE		4	1	20%	5
SENIOR LIVING IV SUN CITY LLC		5			5
KENILWORTH CARE & REHABILITATION CENTER			5	100%	5
MEDEXPRESS URGENT CARE - IRVING		5			5
BETHESDA COMMUNITY HEALTH CENTER			5	100%	5
ORLANDO FAMILY PHYSICIANS			5	100%	5

COVID-19: testing by laboratory

Data through Jan 17, 2021 verified as of Jan 18, 2021 at 09:25 AM

Data in this report are provisional and subject to change.

The numbers in the table below represent the number of Florida and non-Florida residents for whom test results were received by the Department of Health. A person can be tested by more than one laboratory and can have both positive and negative results. **Therefore, the sum of the numbers in each column will be larger than the total number of people tested.**

Reporting lab	Inconclusive	Negative	Positive	Percent positive	Total
FAST PACE MEDICAL CLINIC PLLC		4	1	20%	5
URGENT MED INC		3	2	40%	5
BAY COUNTY HEALTH DEPARTMENT		5			5
MINUTE CLINIC DIAGNOSTIC OF MICHIGAN PC		5			5
NOVANT HEALTH UVA		2	3	60%	5
WATERTOWN URGENT CARE PLLC		5			5
UCF STUDENT HEALTH SERVICES LABORATORY		2	3	60%	5
BOCA BIOLISTICS LLC			5	100%	5
KEY TRAINING CENTER			5	100%	5
REHABILITATION CENTER AT JUPITER GARDENS		5			5
HENDRY REGIONAL CONVENIENT CARE CENTER			5	100%	5
ATLANTIC COMMUNITY HIGH SCHOOL		4	1	20%	5
MINUTECLINIC, LLC #1586		3	2	40%	5
HUNTERS CREEK PEDIATRICS		5			5
BERRYHILL MANOR		5			5
ALL CHILDREN'S HOSPITAL DEPT OF GENERAL PEDIATRICS			5	100%	5
SHEEPSHEAD BAY URGENT CARE		5			5
BAYFRONT HMA CONVENIENT CARE, LLC		2	3	60%	5
CYPRESS CREEK MEDICAL CENTER			5	100%	5
MANATEE COUNTY JAIL		4	1	20%	5
Kennedy University Hospital		5			5
RHODE ISLAND DEPARTMENT OF HEALTH			5	100%	5
SUTTER TRACY COMMUNITY HOSPITAL			5	100%	5
MOUNT SINAI BROOKLYN LABORATORY		4	1	20%	5
MEDEXPRESS URGENT CARE - WILLIAMSPORT		4	1	20%	5
HILLSBOROUGH COUNTY HEALTH DEPARTMENT			5	100%	5
WOODHULL MEDICAL AND MENTAL HEALTH CTR		5			5
VIP WALK IN CLINIC			5	100%	5
MAGNOLIA DIAGNOSTICS, LLC		3	2	40%	5
FLORIDA PREMIER MEDICAL CARE PA			5	100%	5
DOT DOC SARASOTA		4	1	20%	5
OPTUMCARE FLORIDA, LLC		3	2	40%	5
NELSON BIOLOGICAL			5	100%	5
Grand Villa of Dunedin			5	100%	5
MC DIAGNOSTIC OF CONNECTICUT PC #459		5			5
TAMPA URGENT CARE			5	100%	5
MEDEXPRESS URGENT CARE MURRYSVILLE		3	2	40%	5
COMMONS AT ORLANDO LUTHERAN TOWERS SNF			5	100%	5
JUPITER ISLAND MEDICAL CLINIC INC		5			5
SOUTHERN OCEAN MEDICAL CENTER		5			5
UT SOUTHWESTERN MEDICAL CENTER			5	100%	5
SOUTHEASTERN PEDIATRIC ASSOCIATES			5	100%	5
CLEVELAND CLINIC MARTIN HEALTH NURSING & RESTORATIVE		5			5
CHAMPLAIN VALLEY PHYSICIANS HOSPITAL		3	2	40%	5
ELITE MD GROUP INC		1	4	80%	5
ELLIS HOSPITAL LABORATORY		5			5

COVID-19: testing by laboratory

Data through Jan 17, 2021 verified as of Jan 18, 2021 at 09:25 AM

Data in this report are provisional and subject to change.

The numbers in the table below represent the number of Florida and non-Florida residents for whom test results were received by the Department of Health. A person can be tested by more than one laboratory and can have both positive and negative results. **Therefore, the sum of the numbers in each column will be larger than the total number of people tested.**

Reporting lab	Inconclusive	Negative	Positive	Percent positive	Total
INDIAN RIVER PRIMARY CARE PA		5			5
COMMUNITY HEALTH OF SOUTH FLORIDA			5	100%	5
LAKE COUNTY DETENTION CENTER		3	2	40%	5
WEST PACIFIC MEDICAL LABORATORY			5	100%	5
Grand Villa of Clearwater		4	1	20%	5
MEDEXPRESS URGENT CARE-DUBOIS		5			5
MINUTECLINIC DIAGNOSTIC OF GEORGIA, LL		5			5
FLORIDA DEPARTMENT OF HEALTH - INVERNESS		3	2	40%	5
URGENT CARE OF ERWIN		5			5
RESIDENTIAL PLAZA AT BLUE LAGOON INC		5			5
MEDEXPRESS URGENT CARE - RICHMOND, NINE MILE RD		5			5
APOLLO GARDENS RETIREMENT RESIDENCE CARE		5			5
VAIL VALLEY MEDICAL CENTER			5	100%	5
XRL SXF REF LAB		5			5
VIERA PEDIATRICS		1	4	80%	5
DELIVER MY MEDS CORP		5			5
HIGH TOWER ALF LLC		5			5
FHPG_EXP CARE W HILLSBOROUGH			5	100%	5
DICKSON MEDICAL ASSOCIATES PC PATH LAB		4	1	20%	5
MINUTE-CLINIC DIAGNOSTIC OF VIRGINIA, LLC #2003		4	1	20%	5
FINLAY		1	4	80%	5
DR. PHILLIPS MEDICAL WELLNESS CENTER		3	2	40%	5
MEDEXPRESS URGENT CARE - HUNTINGTON WE		5			5
QUINTON MEMORIAL HEALTH CARE CENTER		5			5
ST JOSEPH WOMENS HOSPITAL			5	100%	5
MINUTECLINIC, LLC #244		4	1	20%	5
MINUTECLINIC DIAGNOSTIC OF SC, LLC #2		5			5
METHODIST HOSPITAL			5	100%	5
INNOVATIVE COVID-DIVERSEY			5	100%	5
MINUTE CLINIC		1	4	80%	5
EGL GENETICS DIAGNOSTICS			5	100%	5
CVS MO8590POCT KANSAS CITY		1	4	80%	5
EL PARAISO HOME INC		5			5
CENTREX CLINICAL LABS INC		5			5
INFECTION CONTROL/ EMPHEALTH		3	2	40%	5
TANNER MEDICAL CENTER EAST AL		5			5
FAMILY CARE MEDICAL CENTER			5	100%	5
MEASE MANOR INC		1	4	80%	5
MCR HEALTH LAWTON CHILES ADMINISTRATION STE A		1	4	80%	5
MINUTECLINIC DIAGNOSTIC OF NEW MEXICO		5			5
HAWTHORNE INN OF LAKE LAND		5			5
ADVENTHEALTH CAR CENTER APOPKA			5	100%	5
MICHAEL A VENAZIO MD		5			5
AEL KNOXVILLE			5	100%	5
Life Care Center of Estero			5	100%	5
PRECISION LABS LLC		2	3	60%	5

COVID-19: testing by laboratory

Data through Jan 17, 2021 verified as of Jan 18, 2021 at 09:25 AM

Data in this report are provisional and subject to change.

The numbers in the table below represent the number of Florida and non-Florida residents for whom test results were received by the Department of Health. A person can be tested by more than one laboratory and can have both positive and negative results. **Therefore, the sum of the numbers in each column will be larger than the total number of people tested.**

Reporting lab	Inconclusive	Negative	Positive	Percent positive	Total
BAYSHORE LABORATORY		4	1	20%	5
MEDICAL CENTER OF BLOUNTSTOWN			5	100%	5
MINUTECLINIC, LLC, #4160		3	2	40%	5
RELIANT IMMUNE DIAGNOSTICS			5	100%	5
NOMI HEALTH LAB SERVICES LLC			5	100%	5
Army Residence Community		5			5
WESTMINSTER SHORES			5	100%	5
PARRISH HEALTH CENTER		5			5
Conway Lakes Health and Rehabilitation Center		5			5
URGENT CARE OF LONGWOOD			5	100%	5
NORTHPORT MEDICAL CENTER LAB		5			5
MEDEXPRESS URGENT CARE - GLENDALE		5			5
LAKEVIEW TERRACE HOME HEALTH SERVICES LLC			5	100%	5
BROWNE MEDICAL		5			5
MINUTECLINIC MINUTECLINIC #4977		3	2	40%	5
CONCENTRA URGENT CARE		1	4	80%	5
BLOOMINGDALE PEDIATRIC ASSOCIATES PA			5	100%	5
ST JOSEPH'S HOSPITAL LABORATORY			5	100%	5
FHMG_FM AND IM AVALON PARK		1	4	80%	5
FLORIDA HOSPITAL LAKE MARY		5			5
TULLAHOMA HMA, LLC		4	1	20%	5
COOPER HOSPITAL/UNIVERSITY MEDICAL		5			5
UNIVERSITY OF MIAMI MILLER SCHOOL OF MEDICINE			5	100%	5
CORAL LANDING ASSISTED LIVING		5			5
WAKEMED		1	4	80%	5
DOCS URGENT CARE		1	4	80%	5
HOLLY HILL HOME INFUSION SERVICE		5			5
PRIMARY CARE WALK IN CLINIC PLLC			5	100%	5
PEDIATRIC URGENT HEALTH CARE			5	100%	5
DAVITA DIALYSIS		4	1	20%	5
COPELAND MEDICAL CLINIC		3	2	40%	5
MEDEXPRESS URGENT CARE-MUNCIE		5			5
MIAMI CANCER INSTITUTE			5	100%	5
MEDEXPRESS URGENT CARE - BATTLE CREEK		3	2	40%	5
ST CLOUD COMPOUNDING PHARMACY & WELLNESS CENTER		5			5
ORMOND MEDICAL ARTS		3	2	40%	5
ST JOHNS BIOMEDICAL LAB		5			5
BAPTIST HEALTH - TOWN CENTER			5	100%	5
PRECISION DIAGNOSTICS INC - NJ		5			5
PRESBYTERIAN HOME		5			5
URGENT TEAM - HUNTSVILLE		4	1	20%	5
UNIVERSITY OF CHICAGO MEDICAL CENTER LAB			5	100%	5
CARL R DARNALL ARMY MEDICAL CENTER			5	100%	5
GRAND VILLA OF ENGLEWOOD		1	4	80%	5
ACCENTCARE		5			5
VITAS HEALTHCARE CORPORATION OF FL			5	100%	5

COVID-19: testing by laboratory

Data through Jan 17, 2021 verified as of Jan 18, 2021 at 09:25 AM

Data in this report are provisional and subject to change.

The numbers in the table below represent the number of Florida and non-Florida residents for whom test results were received by the Department of Health. A person can be tested by more than one laboratory and can have both positive and negative results. **Therefore, the sum of the numbers in each column will be larger than the total number of people tested.**

Reporting lab	Inconclusive	Negative	Positive	Percent positive	Total
PEDIATRICS OF CENTRAL FLORIDA – POINCIANA		3	2	40%	5
GUTHRIE MEDICAL GROUP LABORATORIES		5			5
LONGWOOD PEDIATRICS LLC			5	100%	5
THE UNIVERSITY OF VERMONT MEDICAL CENTER		4	1	20%	5
JOHN T MATHER MEMORIAL HOSPITAL LABORATORY		5			5
MEDEXPRESS URGENT CARE - STATE COLLEGE		4	1	20%	5
PEDIATRICS OF ALTAMONTE		5			5
MED TECH SERVICES OF PALM BEACH INC		5			5
ASCENSION ST VINCENT'S CLAY COUNTY			5	100%	5
MEDEXPRESS URGENT CARE-NESHANNOCK TWP		4	1	20%	5
EASTCHESTER PEDIATRIC MEDICAL GROUP		5			5
MANATEE PEDIATRICS			5	100%	5
BEACH HOUSE		5			5
RUSH UNIVERSITY MEDICAL CENTER LABORATORY			5	100%	5
CRESTWOOD MEDICAL CENTER		4	1	20%	5
NEW HAMPSHIRE DEPARTMENT OF HEALTH AND HUMAN SERVICES		3	2	40%	5
INTERNAL MEDICINE & PRIMARY CARE ASSOCIATES, PLC			5	100%	5
BITTINGS APOTHECARY INC		3	2	40%	5
JOSEF SCHENKER MD PC DBA CENTERS URGENT		4	1	20%	5
NORTH SHORE HEMATOLOGY-ONCOLOGY ASSOCIATES, PC		5			5
CARILLON SPORTS AND FAMILY MEDICINE		4	1	20%	5
LEE MEMORIAL HEALTH SYSTEM		2	3	60%	5
WATSON THERAPEUTICS		1	4	80%	5
BOROPARK URGENT CARE		4	1	20%	5
ISLAMORADA VILLAGE OF ISLANDS FIRE RESCUE		5			5
ALPHADERA LABS, LLC			5	100%	5
GREENVILLE MEMORIAL HOSPITAL LAB			5	100%	5
OMNICARE PHARMACY OF TEXAS 1, LP DBA OMNICARE		5			5
LONG ISLAND JEWISH FOREST HILLS HOSPITAL		5			5
LAKE NONA PEDIATRICS IN ASSOCIATION WITH NEMOURS		5			5
ACCESS HOME HEALTH OF FLORIDA LLC		4			4
MAILBOX DIAGNOSTICS		2	2	50%	4
MIAMI MEDICAL CONSULTANT PA			4	100%	4
MEDEXPRESS URGENT CARE - CLARKSBURG		4			4
NEMOURS CHILDREN'S CLINIC			4	100%	4
UNION CITY MANOR NURSING CENTER		4			4
DIAGNOSTECHS		4			4
ELITE MEDICAL CENTER			4	100%	4
BIOTEST PLASMA CENTER		4			4
MEDEXPRESS URGENT CARE - FORT WORTH S		3	1	25%	4
DYNACARE LABORATORIES			4	100%	4
FLORENCE - HUNTSVILLE HOSPITAL URGENT CARE		3	1	25%	4
REDMED OF CROSSTOWN		1	3	75%	4
Millennium Nursing & Rehab Center		4			4
MEMORIAL HEALTH CARE SYSTEMS			4	100%	4
CELAL GUROL ERBAY, MD			4	100%	4

COVID-19: testing by laboratory

Data through Jan 17, 2021 verified as of Jan 18, 2021 at 09:25 AM

Data in this report are provisional and subject to change.

The numbers in the table below represent the number of Florida and non-Florida residents for whom test results were received by the Department of Health. A person can be tested by more than one laboratory and can have both positive and negative results. **Therefore, the sum of the numbers in each column will be larger than the total number of people tested.**

Reporting lab	Inconclusive	Negative	Positive	Percent positive	Total
PM PEDIATRICS OF SELDEN		3	1	25%	4
MEDEXPRESS - COLLINSVILLE BELT LINE		3	1	25%	4
MD ANDERSON			4	100%	4
MEDEXPRESS URGENT CARE - WEIRTON		4			4
ADVENTHEALTH MEDICAL GROUP MULTISPECIALTY			4	100%	4
OKLAHOMA STATE UNIVERSITY DIAGNOSTIC LAB			4	100%	4
FHCP - ORMOND BEACH			4	100%	4
COMPASSION PEDIATRICS			4	100%	4
AHEC CLINIC		1	3	75%	4
CAREWELL 202			4	100%	4
VITRO MOLECULAR LABORATORIES			4	100%	4
PHYSICIANS IMMEDIATE CARE ELGIN			4	100%	4
DTR LABS		3	1	25%	4
UHEALTH UNIVERSITY OF MIAMI			4	100%	4
GENEVA GENERAL HOSPITAL LABORATORY		3	1	25%	4
MIZELL MEMORIAL HOSPITAL			4	100%	4
NEWPATH DIAGNOSTICS		4			4
CVS MINUTE CLINIC DIAGNOSTIC PA #3060		3	1	25%	4
VIDANT MEDICAL CENTER			4	100%	4
SJH			4	100%	4
FLORIDA SCHOOL FOR THE DEAF AND THE BLIND			4	100%	4
MINUTECLINIC DIAGNOSTIC OF VIRGINIA, LLC #255		4			4
CAPTAIN JAMES A. LOVELL FEDERAL HEALTHCARE CENTER			4	100%	4
OCHSNER MEDICAL CENTER			4	100%	4
DOCTORS EXPRESS OF ST PETERSBURG			4	100%	4
COLUMBIA MEMORIAL HOSPITAL LABORATORY		4			4
MC DIAGNOSTIC OF CONNECTICUT , PC # 3		2	2	50%	4
A AND R RESEARCH GROUP LLC		2	2	50%	4
PHYSICIANS QUALITY CARE			4	100%	4
PANCARE HEALTH YOUNGSTOWN			4	100%	4
KETTERING HEALTH			4	100%	4
SOUTH FLORIDA FAMILY HEALTH & RESEARCH CTR			4	100%	4
LAKE CO SCHOOLS EMPLOYEE HEALTH & WELLNESS CENTER		3	1	25%	4
CLINICAL LABORATORIES OF THE BUFFALO		3	1	25%	4
SANFORD SOUTH UNIVERSITY		4			4
MEMORIAL HEALTHCARE SYSTEM		1	3	75%	4
MINUTECLINIC DIAGNOSTIC OF MINNESOTA		4			4
EP LTC PHARMACY		3	1	25%	4
Heartland of Boynton Beach			4	100%	4
MARSHALL MEDICAL CENTER SOUTH LAB		3	1	25%	4
MEDEXPRESS URGENT CARE - TARENTUM		4			4
Westminster Manor		3	1	25%	4
MINUTE CLINIC DIAGNOSTIC OF TEXAS, LLC		4			4
NOVADIX		2	2	50%	4
INTERMARKET FACILITY			4	100%	4
OMNICARE PHARMACY OF TEXAS 1		4			4

COVID-19: testing by laboratory

Data through Jan 17, 2021 verified as of Jan 18, 2021 at 09:25 AM

Data in this report are provisional and subject to change.

The numbers in the table below represent the number of Florida and non-Florida residents for whom test results were received by the Department of Health. A person can be tested by more than one laboratory and can have both positive and negative results. **Therefore, the sum of the numbers in each column will be larger than the total number of people tested.**

Reporting lab	Inconclusive	Negative	Positive	Percent positive	Total
MEDEXPRESS URGENT CARE - MOUNTAIN HOME		3	1	25%	4
THE RETREAT AT PORT ORANGE			4	100%	4
MEDEXPRESS URGENT CARE - MBURG COMMONS		4			4
TARPON SPRINGS PEDIATRICS, LLC			4	100%	4
CAPITAL HEALTH LABORATORY INC			4	100%	4
FLORIDA CANCER SPECIALISTS AND RESEARCH		2	2	50%	4
BOND & STEELE CLINIC PA D/B/A BOND CLINIC PA		4			4
INTEGRATED FAMILY MEDICAL CENTER			4	100%	4
ST ANTHONY'S HOSP PATIENT CARE SERVICE			4	100%	4
MARSHFIELD LABORATORIES			4	100%	4
DYNAMIC HEALTH CENTERS INC		2	2	50%	4
FRUITVILLE URGENT CARE			4	100%	4
CRESTAR LABS		2	2	50%	4
TRUE HEALTH- HOFFNER		3	1	25%	4
BIRMINGHAM VAMC		1	3	75%	4
HAMPTON ALF AT 24TH ROAD LLC			4	100%	4
COASTAL COMPLETE CARE			4	100%	4
MINUTECLINIC DIAGNOSTIC OF TN PC #6435		4			4
APEX HOME HEALTH CARE		4			4
ALVARO J DANGOND MD PA		4			4
PRIMECARE		2	2	50%	4
URGENT CARE COASTAL GA			4	100%	4
LIFE CARE HOME HEALTH SERVICES LLC		1	3	75%	4
SHARP MEMORIAL HOSPITAL MICROBIOLOGY DEPT			4	100%	4
MEDEXPRESS URGENT CARE - KOKOMO		4			4
MINUTE CLINIC DIAGNOSTIC OF VIRGINIA, LLC		4			4
UNILAB OF DADE INC			4	100%	4
EXPRESS TESTING-ONE			4	100%	4
RELIANT ACUTE CARE			4	100%	4
A & R RESEARCH GROUP			4	100%	4
GUTHRIE MEDICAL GROUP - CORNING		3	1	25%	4
GUIDEWELL EMERGENCY MEDICINE DOCTORS LLC			4	100%	4
RIVERVIEW ALF OPERATOR LLC			4	100%	4
MEDEXPRESS URGENT CARE HUNTINGTON		4			4
Fouraker Hills Rehab and Nursing			4	100%	4
PRL NYC PANDEMIC RESPONSE LAB			4	100%	4
MEDEXPRESS URGENT CARE MORGANTOWN		4			4
ABSOLUTE HEALTH		4			4
MINUTE CLINIC OF KANSAS PA		1	3	75%	4
CARENOW URGENT CARE-DONELSON		3	1	25%	4
MC DIAGNOSTIC OF CONNECTICUT, PC #1966		4			4
MEDEXPRESS - NEW CASTLE, DUPONT HWY		4			4
SANDGATE GARDENS REHAB & NURSING CENTER		3	1	25%	4
ST BARNABAS HOSPITAL		4			4
RIO PINAR HEALTH CARE			4	100%	4
WALGREENS #07034		4			4

COVID-19: testing by laboratory

Data through Jan 17, 2021 verified as of Jan 18, 2021 at 09:25 AM

Data in this report are provisional and subject to change.

The numbers in the table below represent the number of Florida and non-Florida residents for whom test results were received by the Department of Health. A person can be tested by more than one laboratory and can have both positive and negative results. **Therefore, the sum of the numbers in each column will be larger than the total number of people tested.**

Reporting lab	Inconclusive	Negative	Positive	Percent positive	Total
URGENT CARE - OCONEE		2	2	50%	4
MEDEXPRESS URGENT CARE, FAIRMONT		4			4
OKLAHOMA STATE DEPARTMENT OF HEALTH-PUBLIC HEALTH LABORATORY			4	100%	4
CVS MINUTE CLINIC DIAGNOSTIC MED GRP OF SAN		2	2	50%	4
ST. MARY'S HOSPITAL			4	100%	4
WHITE WILSON MEDICAL CENTER NEPHROLOGY			4	100%	4
ADVENTHEALTH MEDICAL GROUP PEDIATRIC & ADOLESCENT		3	1	25%	4
DOTHAN PEDIATRIC CLINIC			4	100%	4
NIGHT LITE PEDIATRICS CENTER		1	3	75%	4
SIGNATURE CARE EMERGENCY CENTER		2	2	50%	4
ENCOMPASS HOME HEALTH		4			4
BIG BEND HOSPICE INC		4			4
SIGNATURE CARE MONTROSE		2	2	50%	4
PELICAN LANDING		1	3	75%	4
VITAL CARE URGENT CARE			4	100%	4
FISHERMEN'S HOSPITAL			4	100%	4
BENEVA LAKES HEALTHCARE & REHAB CENTER			4	100%	4
MD NOW MEDICAL CENTER INC			4	100%	4
FCHC (OB)-DARWIN SQUARE CTR.			4	100%	4
ENTRUST IMMEDIATE CARE			4	100%	4
BARTON MEMORIAL HOSPITAL		3	1	25%	4
Advanced Care Center			4	100%	4
MINUTECLINIC DIAGNOSTIC OF TN PC #643		2	2	50%	4
VENICE GREEN VILLAGE		3	1	25%	4
CVS MINUTE CLINIC, LLC #22		3	1	25%	4
ESTATES MEDICAL CENTER INC			4	100%	4
COLLIER HMA PHYSICIAN MANAGEMENT, LLC			4	100%	4
FLORIDA HEALTH CARE PLANS STIRLING CENTER			4	100%	4
FORSYTH HOUSE			4	100%	4
KENTUCKY CABINET FOR HEALTH AND FAMILY SERVICES			4	100%	4
MEDEXPRESS URGENT CARE - BLUEFIELD		3	1	25%	4
ORLANDO FAMILY MEDICAL INC		4			4
VRL LABORATORIES			4	100%	4
UNIVERSITY OF WASHINGTON MEDICAL CENTER (UWMC) EMERGENCY DEPT.			4	100%	4
L3HARRIS FAMILY MEDICAL CENTER			4	100%	4
CENTERPLACE HEALTH, INC			4	100%	4
COVENIENT CARE MEDICAL CLINIC			4	100%	4
MINUTECLINIC, LLC #03965		4			4
MEDEXPRESS - NEWARK		4			4
PEACEHEALTH LABORATORIES		3	1	25%	4
OHIO DEPARTMENT OF HEALTH			4	100%	4
OVIEDO CHILDRENS HEALTH CENTER LLC		1	3	75%	4
MAIN STREET MEDICAL CENTER OF CRESTVIEW PA		1	3	75%	4
TERRACINA LLC			4	100%	4
NAVAL MEDICAL CENTER SAN DIEGO			4	100%	4
MD NOW URGENT CARE - DELRAY WEST			4	100%	4

COVID-19: testing by laboratory

Data through Jan 17, 2021 verified as of Jan 18, 2021 at 09:25 AM

Data in this report are provisional and subject to change.

The numbers in the table below represent the number of Florida and non-Florida residents for whom test results were received by the Department of Health. A person can be tested by more than one laboratory and can have both positive and negative results. **Therefore, the sum of the numbers in each column will be larger than the total number of people tested.**

Reporting lab	Inconclusive	Negative	Positive	Percent positive	Total
WILLIAM A HINTON STATE LABORATORY INSTITUTE		1	3	75%	4
MINUTE CLINIC LLC #2775		4			4
HELIX KH UC			4	100%	4
FIFTH AVENUE PEDIATRICS		3	1	25%	4
PENSACOLA PEDIATRICS MILTON			4	100%	4
PANCARE HEALTH - PONCE DE LEON			4	100%	4
TRIDENT BIOMETRICS		3	1	25%	4
EP MEDICAL EQUIPMENT PHARMACY		3	1	25%	4
BARBARA O'REILLY MD PA		4			4
CAREATC, INC.			4	100%	4
MARION AND BERNARD L SAMSON NURSING CENTER			4	100%	4
MINUTE-CLINIC DIAGNOSTIC OF VIRGINIA, LLC #794		4			4
THONOTOSASSA COMMUNITY HEALTH CENTER		1	3	75%	4
SOUTHEASTERN REGIONAL MEDICAL CENTER			4	100%	4
MEDEXPRESS URGENT CARE - MARKHAM STREE		3	1	25%	4
ORLANDO ORTHOPAEDIC OUTPATIENT SURGERY CENTER		1	3	75%	4
CARE ONE PRIMARY CARE			4	100%	4
LEON MEDICAL CENTERS, LLC			4	100%	4
SunTerrace Health Care Center		3	1	25%	4
MINUTECLINIC DIAGNOSTIC OF NEVADA #87		2	2	50%	4
ACCENT PHYSICIAN SPECIALISTS PA		4			4
SIMEDHEALTH LLC		2	2	50%	4
MINUTECLINIC DIAG OF IND LLC #6998		3	1	25%	4
FLORIDA HOSPITAL ALTAMONTE		2	2	50%	4
COURTYARD GARDENS OF BOYNTON BEACH, LLC		1	3	75%	4
SOUTHERN LABORATORY SERVICES OF NWF		4			4
LAKE CONWAY URGENT CARE LLC		2	2	50%	4
DISCOVERY VILLAGE AT DEERWOOD			4	100%	4
MINUTECLINIC DIAGNOSTIC OF ILLINOIS		3	1	25%	4
AFFINITY URGENT CARE			4	100%	4
BAYFRONT MEDICAL			4	100%	4
BAPTIST HEALTH MEDICAL CENTER			4	100%	4
WESLEY CHAPEL INTERNAL MEDICINE AND PEDIATRICS			4	100%	4
MEDICINE SHOPPE #1306 THE		3	1	25%	4
MINUTECLINIC DIAG OF IND LLC #8651		3	1	25%	4
CHILDREN'S MEDICAL GROUP		4			4
SOMA MEDICAL CENTER, PA #4 FLORIDA MANGO			4	100%	4
CONSULATE HEATH CARE AT WEST ALTAMONTE			4	100%	4
MINUTECLINIC, LLC #1796		3	1	25%	4
PUTNAM HOSPITAL CENTER LABORATORY		4			4
FLAGLER HEALTH SERVICES INC			4	100%	4
FLORIDA CLINICAL LABORATORY - BIOREFERENCE LABORATORIES		2	2	50%	4
CAPE COD HOSPITAL			4	100%	4
VITAS HEALTHCARE			4	100%	4
Grace Rehabilitation of Vero Beach		4			4
MIAMI COMMUNITY HEALTH CENTER INC		1	3	75%	4

COVID-19: testing by laboratory

Data through Jan 17, 2021 verified as of Jan 18, 2021 at 09:25 AM

Data in this report are provisional and subject to change.

The numbers in the table below represent the number of Florida and non-Florida residents for whom test results were received by the Department of Health. A person can be tested by more than one laboratory and can have both positive and negative results. **Therefore, the sum of the numbers in each column will be larger than the total number of people tested.**

Reporting lab	Inconclusive	Negative	Positive	Percent positive	Total
EAST HILL PHARMACY		3	1	25%	4
SONIC REFERENCE LABORATORY			4	100%	4
MEDEXPRESS URGENT CARE - PRINCETON		4			4
MINUTE CLINIC DIAGNOSTIC OF NORTH CAROLINA		4			4
SOMA MEDICAL CENTER # 4		2	2	50%	4
Avalon Healthcare and Rehabilitation Center			4	100%	4
MINUTECLINIC DIAGNOSTIC OF OKLAHOMA		3	1	25%	4
UW MEDICINE VIROLOGY LAB			4	100%	4
LAKE FOREST PARK OP CO LLC		4			4
TENDER CARE ALF		4			4
FAMILY MEDICINE AT WATERMAN		4			4
KANSAS DEPARTMENT OF HEALTH		2	2	50%	4
REMISE OCCUPATIONAL HEALTH SOLUTIONS INC			4	100%	4
MEDEXPRESS URGENT CARE - TEAYS VALLEY		3	1	25%	4
BOONE DRUG & HEALTHCARE AT DEERFIELD			4	100%	4
CARENOW URGENT CARE-HERMITAGE			4	100%	4
THE LITTLE CLINIC			4	100%	4
CVA MINUTE CLINIC DIAGNOSTIC OF VIRGINIA, LLC		4			4
HEALTHY MINORS PEDIATRIC URGENT CARE		4			4
PM PEDIATRICS OF BAYSIDE PLLC		4			4
FLORIDA HEALTHCARE OF ORLANDO			4	100%	4
Health Care Center of Jacksonville			4	100%	4
MEDEXPRESS URGENT CARE - MT LEBANON		3	1	25%	4
BAYLOR ESOTERIC AND MOLECULAR LAB			4	100%	4
PALM BEACH CANCER INSTITUTE			4	100%	4
NEULIFE NEUROLOGICAL SERVICES LLC			4	100%	4
DES PLAINES CLINICAL LAB		2	2	50%	4
MINUTECLINIC DIAGNOSTIC OF TN PC #6363		4			4
NORTHEAST ALABAMA REGIONAL MEDICAL CENTER		2	2	50%	4
ARKANSAS DEPARTMENT OF HEALTH			4	100%	4
COMPREHENSIVE CLINICAL RESEARCH, LLC			4	100%	4
AHC Decatur County		4			4
GENUS DIAGNOSTICS			4	100%	4
CLAY PRIMARY & FAMILY CARE LLC			4	100%	4
Sunrise Health and Rehabilitation Center			4	100%	4
MC DIAGNOSTIC OF CONNECTICUT, PC # 257		3	1	25%	4
VIERA FAMILY MEDICINE AND WELLNESS		3	1	25%	4
LATCHER LABORATORY OF A O FOX MEMORIAL		2	2	50%	4
DEPARTMENT OF HEALTH AND HUMAN SERVICES STATE OF NEW HAMPSHIRE			4	100%	4
Walker BaptistMedCtr		3	1	25%	4
CALLAWAY CLINIC		3	1	25%	4
PALM HARBOR DERMATOLOGY		4			4
PHYSICIANS IMMEDIATE CARE AURORA			4	100%	4
THE DOCTORS CENTER HEALTHCARE-SOUTHSIDE		1	3	75%	4
MC DIAGNOSTIC OF CONNECTICUT, PC #1043		4			4
LABS PLUS LLC		4			4

COVID-19: testing by laboratory

Data through Jan 17, 2021 verified as of Jan 18, 2021 at 09:25 AM

Data in this report are provisional and subject to change.

The numbers in the table below represent the number of Florida and non-Florida residents for whom test results were received by the Department of Health. A person can be tested by more than one laboratory and can have both positive and negative results. **Therefore, the sum of the numbers in each column will be larger than the total number of people tested.**

Reporting lab	Inconclusive	Negative	Positive	Percent positive	Total
CARENOW URGENT CARE - WINTER SPRINGS		3	1	25%	4
CAYUGA COUNTY HEALTH DEPARTMENT		3	1	25%	4
CDRX INFUSION			4	100%	4
FLORIDA HEART AND VASCULAR			4	100%	4
Calusa Harbour			4	100%	4
LAFAYETTE NURSING AND REHAB			4	100%	4
ARCPPOINT LABS OF FORT LAUDERDALE, FL CENTRAL		1	3	75%	4
ORLANDO FAMILY MEDICINE		1	3	75%	4
MINUTECLINIC DIAGNOSTIC OF VIRGINIA		4			4
WIREGRASS MEDICAL CENTER			4	100%	4
MEDEXPRESS URGENT CARE - BECKLEY CROSS		3	1	25%	4
MINUTECLINIC, LLC, MINUTECLINIC #7637		3	1	25%	4
BRIDGE DIAGNOSTICS			4	100%	4
REHABILITATION CENTER OF WINTER PARK,THE			4	100%	4
SOUTHWESTERN REGIONAL MEDICAL CENTER - TULSA		4			4
GNT ASSOCIATES		3	1	25%	4
BELLIN HEALTH LAB		1	3	75%	4
DEPARTMENT OF HEALTH/ NEW YORK			4	100%	4
COMPUNET CLINICAL LAB			4	100%	4
WYOMING PUBLIC HEALTH LAB			4	100%	4
HEALTH AND WELLNESS CENTER			4	100%	4
MINUTECLINIC DIAGNOSTIC OF VIRGINIA, LLC #1656		4			4
MEDEXPRESS URGENT CARE - FREDERICK		4			4
OPTUM PRIMARY CARE - FOUNTAIN OAKS			4	100%	4
IMIC INC RESEARCH			4	100%	4
MEDEXPRESS URGENT CARE - LOGAN		4			4
MEDEXPRESS URGENT CARE PLEASANT HILLS		3	1	25%	4
LEMOYNE COLLEGE WELLNESS CENTER FOR		4			4
MINUTECLINIC DIAGNOSTIC OF LOUISIANA,		3	1	25%	4
DISCOVERY VILLAGE AT STUART		1	3	75%	4
ADVENT HEALTH - TUSKAWILLA		4			4
MEDEXPRESS URGENT CARE - SOUTH PARKERSBURG		4			4
MEDEXPRESS URGENT CARE - CULPEPER		4			4
CELERION			4	100%	4
Park Ridge Nursing Center		3	1	25%	4
MINUTECLINIC DIAGNOSTICS OF IND, LLC		4			4
DEVEREUX FLORIDA CHILDRENS CENTER			4	100%	4
NORTHDALE REHABILITATION CENTER			4	100%	4
MINUTE CLINIC DIAGNOSTIC OF PENNSYLVANIA		4			4
ADVENTHEALTH NEW SMYRNA BEACH COMMUNITY HEALTH			4	100%	4
West Gate Village, LLC		4			4
FAMILY MEDICINE AT WINTER PARK			3	100%	3
JOHN T MACKAY MD			3	100%	3
SOFTLAB			3	100%	3
UNIVERSITY OF MIAMI / SCCC RESEARCH LABORATORY			3	100%	3
Greystone Health Care Center		3			3

COVID-19: testing by laboratory

Data through Jan 17, 2021 verified as of Jan 18, 2021 at 09:25 AM

Data in this report are provisional and subject to change.

The numbers in the table below represent the number of Florida and non-Florida residents for whom test results were received by the Department of Health. A person can be tested by more than one laboratory and can have both positive and negative results. **Therefore, the sum of the numbers in each column will be larger than the total number of people tested.**

Reporting lab	Inconclusive	Negative	Positive	Percent positive	Total
Broadview Multi-Care Center		3			3
PEDIATRICS AND ADOLESCENT MEDICINE		2	1	33%	3
PM PEDIATRICS OF SELDEN PLLC		3			3
TAMPA		1	2	67%	3
RHEA MEDICAL CENTER		3			3
ADVANCED URGENT CARE OF MARATHON			3	100%	3
MUNSON MEDICAL CENTER			3	100%	3
BRANDON REGIONAL EMERGENCY CTR			3	100%	3
CVS MINUTE CLINIC DIAGNOSTIC		3			3
PINELLAS PARK HEALTH CENTER - PINELLAS CHD		1	2	67%	3
MED FUSION			3	100%	3
Nashville Central Laboratory		3			3
NEWSTAR MEDICAL LABORATORIES		3			3
FAMILY MEDICINE MEDICAL DRIVE		3			3
FLORIDA MEDICAL ASSOCIATES LLC			3	100%	3
CVS TX7821POCT LEAGUE CITY		3			3
LEE CONVENIENT CARE AT SUMMERLIN			3	100%	3
SMOKY MOUNTAIN URGENT CARE AND FAMILY MEDICINE CENTER			3	100%	3
ST. LUKE'S HOSPITAL - BETHLEHEM CAMPUS		1	2	67%	3
ONslow MEMORIAL HOSPITAL LABORATORY		3			3
SANFORD MOBILE LAB			3	100%	3
MINUTECLINIC DIAGNOSTIC OF NORTH CAROLINA PC #5341		2	1	33%	3
CULLMAN REGIONAL URGENT CARE		2	1	33%	3
BROOKDALE NEW PORT RICHEY			3	100%	3
USCG SECTOR ST PETE		1	2	67%	3
LITTLE SPURS PEDIATRIC URGENT CARE		1	2	67%	3
VELOCITY CARE			3	100%	3
SSM HEALTH ST LOUIS MICROBIOLOGY LABORATORY		1	2	67%	3
NORTH BROWARD HOSPITAL DISTRICT HEALTHCARE FOR THE HOMELESS			3	100%	3
MEDICAL SERVICES OF AMERICA HOME HEALTH		3			3
CARENOW URGENT CARE - CENTRAL AUSTIN			3	100%	3
ST. CLOUD PHARMACY AND WELLNESS CENTER		3			3
HARBORCHASE OF STUART			3	100%	3
SPRING LAKE REHABILITATION CENTER			3	100%	3
SUMTER COUNTY HEALTH DEPARTMENT			3	100%	3
Westside Terrace		3			3
PATIENT FIRST - ALLENTOWN			3	100%	3
MARION COUNTY FIRE RESCUE		3			3
ST MARYS MEDICAL CENTER			3	100%	3
MINUTE CLINIC DIAGNOSTIC OF SOUTH CAROLINA		2	1	33%	3
HIALEAH SHORES NURSING AND		2	1	33%	3
HARBOUR'S EDGE		2	1	33%	3
ACL LABORATORIES INDUSTRIAL TOXICOLOGY			3	100%	3
ASPEN VALLEY HOSPITAL			3	100%	3
MONTANA PUBLIC HEALTH LAB			3	100%	3
CVS OH6123POCT CINCINNATI		2	1	33%	3

COVID-19: testing by laboratory

Data through Jan 17, 2021 verified as of Jan 18, 2021 at 09:25 AM

Data in this report are provisional and subject to change.

The numbers in the table below represent the number of Florida and non-Florida residents for whom test results were received by the Department of Health. A person can be tested by more than one laboratory and can have both positive and negative results. **Therefore, the sum of the numbers in each column will be larger than the total number of people tested.**

Reporting lab	Inconclusive	Negative	Positive	Percent positive	Total
CARENOW-ATASCOCITA			3	100%	3
TERRACE OF ST CLOUD, THE		2	1	33%	3
MONTANA DEPARTMENT OF PUBLIC HEALTH & HUMAN SERVICES			3	100%	3
ALABAMA DEPT PUBLIC HEALTH			3	100%	3
MEDEXPRESS URGENT CARE SHADYSIDE		3			3
CULLMAN REGIONAL MEDICAL CENTER		2	1	33%	3
MEDEXPRESS URGENT CARE-PASADENA		3			3
SHANDS AT LAKE SHORE LAB		1	2	67%	3
NEMOURS CHILDRENS PRIMARY CARE MAITLAND			3	100%	3
LOVING CARE OF THE TREASURE COAST LLC	1	2			3
MPG JACKSONVILLE ATLANTIC BLVD		1	2	67%	3
MINUTECLINIC DIAGNOSTIC OF WISCONSIN,		3			3
TERENCE B MITCHELL MD, INC			3	100%	3
REGIONAL MEDICAL LAB			3	100%	3
GONZALEZ MD AND ASWAD MD HEALTH SERVICES			3	100%	3
MEDFUSION		2	1	33%	3
BRENTWOOD SENIOR LIVING AT ST PETE			3	100%	3
ADVENT HEALTH - WESTCHASE ER			3	100%	3
SENTARA NORFOLK GENERAL HOSPITAL CENTRAL LAB			3	100%	3
SOUTH COUNTY MENTAL HEALTH CENTER INC			3	100%	3
FAMILY TREE MEDICAL GROUP PA		2	1	33%	3
TRUE HEALTH - LAKE UNDERHILL		3			3
IOWA DEPARTMENT OF PUBLIC HEALTH			3	100%	3
ST LUKES HOSPITAL LABORATORY		2	1	33%	3
MINUTECLINIC, LLC #05814		3			3
MID FLORIDA CLINICAL LABORATORY		2	1	33%	3
MEDEXPRESS URGENT CARE, BELLE VERNON		3			3
BROOKDALE SENIOR LIVING			3	100%	3
THOMAS LANGLEY			3	100%	3
Gulf Shore Care Center			3	100%	3
UNIVERSITY OF MICHIGAN		2	1	33%	3
PHYSICIANS REGIONAL MEDICAL CTR - COLLIER BLVD			3	100%	3
Lakeview Village		3			3
MONTEFIORE MEDICAL CENTER LABS MONTEFIORE		2	1	33%	3
MANORCARE NURSING & REHABILITATION CENTER-NAPLES		3			3
PATHOLOGY REFERENCE LAB LLC			3	100%	3
MEDEXPRESS URGENT CARE - RICHMOND, W BROAD ST		3			3
PLEASANTVILLE OF SEBASTIAN LLC			3	100%	3
NORTHERN LIGHT LABORATORY		1	2	67%	3
DANIEL M LIBBY MD PLLC		3			3
Cleveland Clinic Weston			3	100%	3
LAHEY CLINIC MEDICAL CENTER			3	100%	3
ADVENTHEALTH SEBRING- INFECTION CONTROL DEPARTMENT			3	100%	3
DEPARTMENT OF PATHOLOGY ROME MEMORIAL		3			3
BRADENTON PHYSICIAN MEDICAL CENTER			3	100%	3
MINUTECLINIC, LLC #1431		2	1	33%	3

COVID-19: testing by laboratory

Data through Jan 17, 2021 verified as of Jan 18, 2021 at 09:25 AM

Data in this report are provisional and subject to change.

The numbers in the table below represent the number of Florida and non-Florida residents for whom test results were received by the Department of Health. A person can be tested by more than one laboratory and can have both positive and negative results. **Therefore, the sum of the numbers in each column will be larger than the total number of people tested.**

Reporting lab	Inconclusive	Negative	Positive	Percent positive	Total
MARYLAND STATE DEPT OF HEALTH	2		1	33%	3
MINUTECLINIC DIAGNOSTIC OF MAINE, LLC		2	1	33%	3
MINUTE CLINIC LLC #5706		2	1	33%	3
COOPER UNIVERSITY HOSPITAL LABORATORY		2	1	33%	3
MINUTECLINIC DIAG OF IND, LLC #6483		1	2	67%	3
BETTERMED URGENT CARE			3	100%	3
ABBOTT DIAGNOSTICS			3	100%	3
MINUTECLINIC INCORPORATE, LLC		3			3
NORTHCREST MEDICAL CENTER		1	2	67%	3
GARCIA MORALES NELSON			3	100%	3
CARESPOT-WELLINGTON			3	100%	3
MEDIC INFUSION PA		3			3
LAKE MARY HEALTH AND REHABILITATION CENTER		1	2	67%	3
MONROE COUNTY DEPT OF PUBLIC HEALTH ST		3			3
NORTH DADE NURSING AND REHABILITATION CENTER			3	100%	3
CVS MINUTE CLINIC DIAGNOSTIC OF TEXAS		3			3
HELIX MEDICAL CENTERS		1	2	67%	3
VIRGINIA DIVISION OF CONSOLIDATED LABORATORIES			3	100%	3
CORTLAND REGIONAL MEDICAL CENTER		3			3
FAMILY TREE DNA			3	100%	3
MINUTECLINIC LLC (1435)		3			3
Magnolia Health and Rehab Center			3	100%	3
GAINESVILLE PEDIATRIC ASSOCIATES			3	100%	3
OHIO DEPARTMENT OF HEALTH LABORATORY		2	1	33%	3
INSPIRA MEDICAL CENTER VINELAND LAB		2	1	33%	3
MINUTECLINIC, LLC #5707		3			3
ALLIANCE LABS @LRMC			3	100%	3
SISD EMPLOYEE HEALTH CLINIC			3	100%	3
MEDEXPRESS URGENT CARE - TULSA, S YALE AVE		3			3
MINUTECLINIC DIAGNOSTIC MED GRP OF SAN		3			3
BEEBE MEDICAL CENTER LABORATORY		3			3
PINELLAS POINT NURSING AND REHAB			3	100%	3
CVS GA2470POCT CANTON		3			3
OHIO CVS STORES		3			3
COMMUNITY MEDICAL CENTER			3	100%	3
SIGNATURE URGENT CARE			3	100%	3
MEDEXPRESS URGENT CARE MARTINSBURG		2	1	33%	3
WHEELER LABORATORY		2	1	33%	3
HAVEN CUSTEAD CARE CENTER			3	100%	3
WATSON THERAPEUTICS INC			3	100%	3
MICHIGAN HEALTH CLINIC LABORATORIES		2	1	33%	3
ALLIANCE FOR MULTISPECIALTY RESEARCH		3			3
EMORY BENNETT VETERANS NURSING HOME		3			3
FLORIDA MENTOR-POINT WEST CLUSTER		3			3
ADVANCED PEDIATRICS			3	100%	3
CVS NC3516POCT WINSTON SALEM		3			3

COVID-19: testing by laboratory

Data through Jan 17, 2021 verified as of Jan 18, 2021 at 09:25 AM

Data in this report are provisional and subject to change.

The numbers in the table below represent the number of Florida and non-Florida residents for whom test results were received by the Department of Health. A person can be tested by more than one laboratory and can have both positive and negative results. **Therefore, the sum of the numbers in each column will be larger than the total number of people tested.**

Reporting lab	Inconclusive	Negative	Positive	Percent positive	Total
MINUTECLINIC DIAG OF IND, LLC #2387		3			3
NITIN BAWA PROFESSIONAL ASSOCIATES			3	100%	3
NC STATE LABORATORY OF PUBLIC HEALTH		3			3
FLORIDA LABORATORY ANALYSIS, LLC			3	100%	3
MINUTECLINIC, LLC #7139		3			3
OPTUM PRIMARY CARE - SILVER LAKES			3	100%	3
OPENTRONS PRL		2	1	33%	3
PANCARE HEALTH - ALTHA PUBLIC			3	100%	3
NORTH NAPLES HOSPITAL RESPIRATORY THERAPY DEPARTMENT			3	100%	3
CVS HEALTH MINUTE CLINIC			3	100%	3
KINDRED HOSPITAL OCALA		2	1	33%	3
MEDEXPRESS URGENT CARE - WICHITA, S SENECA ST		1	2	67%	3
WILSON PEDIATRICS			3	100%	3
Enterprise Health and Rehabilitation Center		3			3
ACCESS HEALTH CARE		2	1	33%	3
MOBIL LAB FOR ALL INC		3			3
MINUTECLINIC, DIAGNOSTIC OF TEXAS, LL		3			3
STONE CLINICAL LABORATORIES OF FL LLC		3			3
Life Care Center of Orlando			3	100%	3
DEACONESS HOSPITAL			3	100%	3
RPC@HODGES			3	100%	3
COVID PROCESSING SITE			3	100%	3
LISTENING DOCTOR PLLC, THE			3	100%	3
MEDEXPRESS URGENT CARE - WILKES BARRE		2	1	33%	3
LEWIS COUNTY MANOR		3			3
Centrastate Medical Center		2	1	33%	3
DIXIE COUNTY EMERGENCY SERVICES			3	100%	3
CUMBERLAND MEDICAL CENTER INC		3			3
ALLIED PHYSICIANS GROUP PLLC		3			3
BAPTIST PRIMARY CARE, INC.		2	1	33%	3
MEDEXPRESS URGENT CARE-ARLINGTON		2	1	33%	3
WELLMED AT APOLLO BEACH BLVD		1	2	67%	3
LUVERNE HEALTH AND REHABILITATION		3			3
TARRANT COUNTY PUBLIC HEALTH		3			3
MEDEXPRESS URGENT CARE-SCOTT TOWNSHIP		3			3
LONG ISLAND UNIVERSITY - POST CAMPUS		3			3
SCIENTIFIC LABORATORY DIVISION			3	100%	3
ADVENT HEALTH - TIMBERRIDGE ER		2	1	33%	3
SEBRING PEDIATRICS LLC			3	100%	3
CELEBRATION PEDIATRICS PA			3	100%	3
BOLING, STEPHANIE		3			3
TMH PHYSICIAN PARTNERS BLOUNTSTOWN			3	100%	3
EXPRESS CARE OF TAMPA BAY LLC		2	1	33%	3
KEY WEST URGENT CARE, INC		3			3
SEMINOLE FAMILY HEALTH CENTER		3			3
LOUISIANA DEPT. OF HEALTH AND HOSPITALS-INFECTIOUS DISEASE EPI SECTION			3	100%	3

COVID-19: testing by laboratory

Data through Jan 17, 2021 verified as of Jan 18, 2021 at 09:25 AM

Data in this report are provisional and subject to change.

The numbers in the table below represent the number of Florida and non-Florida residents for whom test results were received by the Department of Health. A person can be tested by more than one laboratory and can have both positive and negative results. **Therefore, the sum of the numbers in each column will be larger than the total number of people tested.**

Reporting lab	Inconclusive	Negative	Positive	Percent positive	Total
LIFEHOPE LABS			3	100%	3
PEDIATRICS BY THE SEA JOG RD OFFICE			3	100%	3
MERCY URGENT CARE			3	100%	3
CGH MEDICAL CENTER			3	100%	3
US SPECIALTY LABS			3	100%	3
BROOKDALE OAKBRIDGE		1	2	67%	3
CTRS			3	100%	3
VIRTUA MEMORIAL HOSPITAL BURLINGTON COUNTY		1	2	67%	3
CVS SC3838POCT ANDERSON		3			3
PROPATH			3	100%	3
MEDICAL UNIVERSITY SC HOSPITAL			3	100%	3
MADISON COUNTY HEALTH DEPARTMENT		3			3
PPD - IXLAYER		3			3
JOHNNIE RUTH CLARKE LAB			3	100%	3
SUNRISE SENIOR LIVING OF JACKSONVILLE			3	100%	3
STRINGFELLOW MEMORIAL HOSPITAL		3			3
URGENT DOC - URGENT CARE CLINIC			3	100%	3
State Lab Unspecifd			3	100%	3
MEDEXPRESS URGENT CARE - SUMMERSVILLE, WEBSTER RD		3			3
FELICIDAD MEDICAL CENTER INC			3	100%	3
CONSOLIDATED LABORATORY SERVICES			3	100%	3
MEADOWS AT CYPRESS GARDENS, THE		3			3
CELEBRATION PEDIATRICS			3	100%	3
AVANTE INVERNESS		1	2	67%	3
BARONESS ERLANGER HOSPITAL		3			3
ALOHA HOME CARE LLC DBA ACCENTCARE HOME HEALTH OF		3			3
NORTHSIDE HOSPITAL ATLANTA		3			3
VILLAGES HEALTH, THE		3			3
WALGREENS #07502		3			3
CAREWELL URGENT CARE			3	100%	3
ADVICE FOR OPTIMAL WELLNESS, INC			3	100%	3
PALMS WEST HOSPITAL			3	100%	3
RAPID CITY RUGENT CARE			3	100%	3
NOVANT HEALTH PRESBYTERIAN		2	1	33%	3
MEDEXPRESS URGENT CARE- FORT WORTH N T		3			3
ORLANDO REGIONAL HEALTH SERVICES		1	2	67%	3
CVS TN5601POCT LENOIR CITY		3			3
PREMIER CLINICAL RESEARCH INSTITUTE INC			3	100%	3
QUATRACOR PLLC		3			3
GLADES COUNTY DETENTION CENTER			3	100%	3
MEDICAL CENTER ENTERPRISE			3	100%	3
MORGAN STANLEY HEALTH CENTER		3			3
G & R HEALTH MART PHARMACY		2	1	33%	3
FOX FAMILY PRACTICE		3			3
FHPG TAMPA PRIMARY CARE			3	100%	3
MEDEXPRESS URGENT CARE, CHAMBERSBURG		2	1	33%	3

COVID-19: testing by laboratory

Data through Jan 17, 2021 verified as of Jan 18, 2021 at 09:25 AM

Data in this report are provisional and subject to change.

The numbers in the table below represent the number of Florida and non-Florida residents for whom test results were received by the Department of Health. A person can be tested by more than one laboratory and can have both positive and negative results. **Therefore, the sum of the numbers in each column will be larger than the total number of people tested.**

Reporting lab	Inconclusive	Negative	Positive	Percent positive	Total
TREASURE COAST PEDIATRICS PA			3	100%	3
HUNT CLUB MEDICAL CARE			3	100%	3
QUEST DIAGNOSTICS PSC			3	100%	3
ADVANCED PEDIATRICS OF BOCA LLC			3	100%	3
AUSTIN PUBLIC HEALTH			3	100%	3
STATCARE URGENT & WALK IN MEDICAL CARE		2	1	33%	3
MINUTECLINIC, LLC, DBA MINUTECLINIC #6		3			3
MORTON PLANT NORTH BAY HOSPITAL			3	100%	3
SIGNATURE CARE PFLUGERVILLE			3	100%	3
COMMUNICABLE DISEASE CONTROL/PUBLIC HEALTH EMERGENCY PREPAREDNESS			3	100%	3
FHPG FAMILY MEDICAL CENTER OF TAMPA BAY		1	2	67%	3
CIGNA PBSO WEST PALM			3	100%	3
LINCOLN MEDICAL CENTER		3			3
KESHAV RX LLC		3			3
MOULTRIE CREEK NURSING AND REHAB			3	100%	3
PARRISH MEDICAL CENTER-WAIVED TESTING		3			3
THE PATHOLOGY LABORATORY		1	2	67%	3
ROANE MEDICAL CENTER		2	1	33%	3
MEASE CONTINUING CARE		1	2	67%	3
PRISMA HEALTH MIDLANDS			3	100%	3
WINDER NURSING INC DBA WINDER HEALTH CARE		3			3
GROVES CENTER			3	100%	3
TIFTON CARECONNECT URGENT CARE			3	100%	3
SUMNER REGIONAL MEDICAL CENTER		2	1	33%	3
PLAINVIEW PRIMARY CARE		3			3
MEDEXPRESS URGENT CARE - WALDORF, CRAIN HWY		3			3
MINUTECLINIC DIAGNOSTIC OF ILLINOIS LL		3			3
MEDEXPRESS URGENT CARE LAVAL		3			3
FLORIDA HOSPITAL PHYSICIANS GROUP		1	2	67%	3
WEST TN HEALTH MED NORTH		3			3
WYOMING DEPT OF HEALTH			3	100%	3
NORTH DAKOTA DEPT OF HEALTH MICROBIOLOGY		1	2	67%	3
EXETER HOSPITAL		3			3
DACH MAIN LAB			3	100%	3
SCHIFF CENTER FOR LIVER DISEASES		1	2	67%	3
NORTHSIDE HOSPITAL		2	1	33%	3
BAPTIST OUTPATIENT SERVICES			3	100%	3
PUBLIC HEALTH TRUST OF MIAMI DADE COUNTY			3	100%	3
APEX CLINICAL LABORATORIES INC		3			3
CORTLAND COUNTY HEALTH DEPARTMENT		3			3
MEDEXPRESS URGENT CARE - WHEELING		2	1	33%	3
HILLVIEW LABORATORY			3	100%	3
FLAGLER FAMILY MEDICINE PA			3	100%	3
Bainbridge Health and Rehab		3			3
PENSACOLA PEDIATRICS PA - TIGER POINT			3	100%	3
MINUTECLINIC, LLC #4682		2	1	33%	3

COVID-19: testing by laboratory

Data through Jan 17, 2021 verified as of Jan 18, 2021 at 09:25 AM

Data in this report are provisional and subject to change.

The numbers in the table below represent the number of Florida and non-Florida residents for whom test results were received by the Department of Health. A person can be tested by more than one laboratory and can have both positive and negative results. **Therefore, the sum of the numbers in each column will be larger than the total number of people tested.**

Reporting lab	Inconclusive	Negative	Positive	Percent positive	Total
BETH ISRAEL MEDICAL CENTER LABS		3			3
VA OUTPATIENT CLINIC-NEW PORT RICHEY			3	100%	3
SURETOX LABORATORY LLC		2	1	33%	3
GENTLE HANDS MOBILE PHLEBOTOMY			3	100%	3
AMERICAN SCIENTIFIC LABORATORIES LLC			3	100%	3
THE CLINIC OF PEDIATRICS & GI MEDICINE, INC			3	100%	3
GRAND VILLA OF ORMOND BEACH		2	1	33%	3
ERIE COUNTY PUBLIC HEALTH CLINICAL		3			3
UNC HOSPITAL/MCLENDON CLINICAL LABORATORIES			3	100%	3
MEDEXPRESS URGENT CARE - NORTH LITTLE		2	1	33%	3
VICAR'S LANDING NURSING HOME		2	1	33%	3
COVENANT PEDIATRICS		1	2	67%	3
YORK HOSPITAL - LABORATORY			3	100%	3
MINUTECLINIC #2860		3			3
CRANES VIEW LODGE			3	100%	3
FLORIDA GASTROENTEROLOGY ASSOCIATES PA		3			3
ST. PETERSBURG PEDIATRICS- 38TH AVENUE			3	100%	3
MEDEXPRESS URGENT CARE-HERSHEY		2	1	33%	3
PHYSICIANS URGENT CARE BERRY FARMS		2	1	33%	3
ADVENT HEALTH MEDICAL GROUP FAMILY MEDICINE			3	100%	3
SUN TERRACE HEALTH CARE CENTER			3	100%	3
CENTRAL DUPAGE HOSPITAL			3	100%	3
PROMPT CARE OF CENTRAL FLORIDA LLC			3	100%	3
JACKSON SOUTH COMMUNITY HOSPITAL LAB			3	100%	3
CHEEK AND SCOTT DRUGS INC		3			3
NEOGENOMICS LABORATORIES, INC		3			3
REELFOOT FAMILY WALK IN CLINIC		2	1	33%	3
CALIFORNIA DEPARTMENT OF PUBLIC HEALTH			3	100%	3
MEDEXPRESS URGENT CARE-CHIPPEWA		2	1	33%	3
ANN STORCK CENTER INC		3			3
FLORIDA DEPARTMENT OF HEALTH IN MIAMI DADE COUNTY		2	1	33%	3
ESTERO FIRE RESCUE		3			3
GREATER MOBILE URGENT CARE - SPRINGHILL			3	100%	3
CITY OF PORT SAINT LUCIE		3			3
PREMIER FAMILY AND SPORTS MEDICINE		2	1	33%	3
RICHMOND CITY DEPARTMENT OF PUBLIC HEALTH			3	100%	3
ESCO DRUG CO INC		3			3
ELITE PRIMARY CARE OF WAYCROSS			3	100%	3
HEALTHCARE NETWORK OF SOUTHWEST FLORIDA			3	100%	3
PARADIGM LABORATORIES			3	100%	3
Hunterdon Medical Center Laboratory		3			3
NYC PUBLIC HEALTH LABS			3	100%	3
KISSIMMEE URGENT CARE		3			3
FLORIDA HOSPITAL LABORATORIES		3			3
NEMOURS CHILDRENS PRIMARY CARE HORIZON WEST			3	100%	3
HOUSTON METHODIST HOSPITAL			3	100%	3

COVID-19: testing by laboratory

Data through Jan 17, 2021 verified as of Jan 18, 2021 at 09:25 AM

Data in this report are provisional and subject to change.

The numbers in the table below represent the number of Florida and non-Florida residents for whom test results were received by the Department of Health. A person can be tested by more than one laboratory and can have both positive and negative results. **Therefore, the sum of the numbers in each column will be larger than the total number of people tested.**

Reporting lab	Inconclusive	Negative	Positive	Percent positive	Total
EMERALD COAST CENTER			3	100%	3
Rutgers Health Rwj University Hospital - Laboratory		2	1	33%	3
COASTAL LABORATORIES OF FLORIDA			3	100%	3
LEESBURG COMMUNITY HEALTH CENTERS			3	100%	3
ADVENTHEALTH CENTRA CARE PONCIANA			3	100%	3
NORTHWEST FLORIDA CLINICAL LAB		1	2	67%	3
GYN PATH SERVICES			3	100%	3
TIEHH BIOTERRORISM RESPONSE LAB			3	100%	3
ST JOSEPHS CHILDRENS OUTREACH			3	100%	3
MINUTECLINIC LLC #5176			3	100%	3
LIZS ADULT CARE		3			3
COMPASSION PEDIATRIC URGENT CARE LLC			3	100%	3
HELIX LW UC		1	2	67%	3
ADRIANA M CASTRO MD PA		3			3
HAVEN HOSPICE IN CHIEFLAND			3	100%	3
LOYOLA UNIVERSITY MEDICAL CENTER LABORATORY			3	100%	3
LEXINGTON MEDICAL CENTER		1	2	67%	3
Gulfport Rehabilitation Center			3	100%	3
TAYLOR MANOR		1	2	67%	3
PALM BEACH COUNTY FIREFIGHTERS HEALTH CLINIC, LLC			3	100%	3
CAMPAZZI CONCIERGE MEDICAL SERVICES		2	1	33%	3
HARLEM HOSPITAL CENTER		3			3
PATHWAY PHARMACY			3	100%	3
ADVENT HEALTH - CENTRAL PASCO ER			3	100%	3
MINUTECLINIC DIAGNOSTIC OF TN PC #240		3			3
TMH PHYSICIAN PARTNERS SOUTHWOOD			3	100%	3
BNC Medical Investors, LLC Berrien Nursing & Rehabilitation Center		3			3
MINUTECLINIC DIAGNOSTIC OF NORTH CAROLINA PC #7054		3			3
Bethany Health and Rehab		3			3
MAYO		1	2	67%	3
Rosedale Green		3			3
HEALTHQUEST, INC		2	1	33%	3
TUFTS MEDICAL CENTER			3	100%	3
ORLANDO CLINICAL RESEARCH CENTER		3			3
MEDLAB INC		3			3
ORCHID COVE DAYTONA			3	100%	3
ALLIANCE PEDIATRICS PA			3	100%	3
UNITY HEALTH AND REHABILITATION CENTER			3	100%	3
ST. PETERSBURG PEDIATRICS			3	100%	3
FIRST CARE - MIDDLESBORO			3	100%	3
OHIO HEALTH DOCTORS HOSPITAL			3	100%	3
MINUTECLINIC DIAG OF IND LLC #6840		3			3
SARASOTA PERSONAL MEDICINE		2	1	33%	3
MINUTECLINIC DIAGNOSTIC OF MICHIGAN, P		3			3
MEDICAL CENTER OF THE ROCKIES			3	100%	3
BROOKDALE ORANGE PARK		3			3

COVID-19: testing by laboratory

Data through Jan 17, 2021 verified as of Jan 18, 2021 at 09:25 AM

Data in this report are provisional and subject to change.

The numbers in the table below represent the number of Florida and non-Florida residents for whom test results were received by the Department of Health. A person can be tested by more than one laboratory and can have both positive and negative results. **Therefore, the sum of the numbers in each column will be larger than the total number of people tested.**

Reporting lab	Inconclusive	Negative	Positive	Percent positive	Total
INDIANA STATE DEPARTMENT OF HEALTH LABORATORIES			3	100%	3
JS HEALTHCARE		2	1	33%	3
SPARROW CENTRAL LAB			3	100%	3
Life Care Center of Citrus County		2	1	33%	3
CVS MO3087POCT CREVE COEUR		1	2	67%	3
MEDFIRST URGENT CARE			3	100%	3
CROSSVILLE MEDICAL GROUP		1	2	67%	3
MEDEXPRESS URGENT CARE - YORK			3	100%	3
CVS MINUTE CLINIC DIAG OF IND LLC #5206		2	1	33%	3
PROHEALTH PRIMARY CARE - GLEN OAKS		3			3
NORTH SHORE HOSP. INFECTION CONTROL			3	100%	3
RIVER CITY MEDICAL ASSOCIATES INC			3	100%	3
ACM MEDICAL LABORATORY ALLIANCE			2	100%	2
LAB CORP OF AMER SAN DIEGO			2	100%	2
NATIONWIDE LABORATORY SERVICES		1	1	50%	2
REGIONS HOSPITAL LABORATORY			2	100%	2
Lehigh Acres Health and Rehabilitation			2	100%	2
MISSION HOSPITAL REGIONAL MEDICAL CENTER			2	100%	2
CVS MINUTE CLINIC DIAGNOSTIC OF TN #3293		2			2
LIFESPRING COMMUNITY HEALTH		2			2
UC CORAL GABLES			2	100%	2
SUNCOAST BLOOD BANK			2	100%	2
MINUTE CLINIC LLC #4017		2			2
POINTE AT NEW PORT PLACE,THE		2			2
CVS TX10140POCT THE WOODLANDS		2			2
NEBRASKA MEDICAL CENTER			2	100%	2
MAYO CLINIC GROUP PRACTICE LABORATORY			2	100%	2
LIFE CARE CENTER OF SKAGIT VALLEY		2			2
AFFORDABLE PRIMARY CARE LLC		2			2
PM PEDIATRICS OF BAYSIDE PLLC - HOPEWELL JUNCTION		2			2
PUBLIC HEALTH LABORATORY	1		1	50%	2
STEWART ST ELIZABETH MEDICAL CENTER			2	100%	2
GALEN BAYLOR EXTENSION		2			2
ORANGE COUNTY HEALTH DEPARTMENT		1	1	50%	2
BERGEN NEW BRIDGE M		2			2
MERCY HEALTH LAB		1	1	50%	2
LAWRENCE GENERAL HOSPITAL			2	100%	2
MEMORIAL HOSPITAL OF SOUTH BEND			2	100%	2
COMPLETE HEALTH MEDICAL CENTER			2	100%	2
CITY OF NEW YORK DEPARTMENT OF HEALTH			2	100%	2
NAVAL MEDICAL CENTER			2	100%	2
MINUTECLINIC DIAG OF IND LLC #1367		2			2
ARCPPOINT LABS OF ALTAMONTE SPRINGS			2	100%	2
UNIVERSITY OF MISSOURI HEALTH CARE			2	100%	2
NOT GIVEN		1	1	50%	2
PALM BEACH GARDENS MEDICAL CENTER			2	100%	2

COVID-19: testing by laboratory

Data through Jan 17, 2021 verified as of Jan 18, 2021 at 09:25 AM

Data in this report are provisional and subject to change.

The numbers in the table below represent the number of Florida and non-Florida residents for whom test results were received by the Department of Health. A person can be tested by more than one laboratory and can have both positive and negative results. **Therefore, the sum of the numbers in each column will be larger than the total number of people tested.**

Reporting lab	Inconclusive	Negative	Positive	Percent positive	Total
MINUTECLINIC DIAGNOSTICS OF IND LLC		1	1	50%	2
DRR JMC URGENT CARE DONALD ROSS			2	100%	2
NEW BRIDGE MEDICAL CENTER		2			2
MINUTECLINIC 7196		2			2
EDGEWATER RETIREMENT MANOR			2	100%	2
PALM BAY COMMUNITY OUTPATIENT CLINIC		2			2
LIFT HEALTH		2			2
ManorCare Rehabilitation Center- Decatur		2			2
COL CROSSROAD		1	1	50%	2
PARKLAND HEALTH & HOSPITAL			2	100%	2
CCRX OF NORTH CAROLINA, LLC		1	1	50%	2
THE RIM URGENT CARE			2	100%	2
MINUTE CLINIC, LLC #4650		2			2
PERSONAL PHYSICIAN CARE PA			2	100%	2
ROPER HOSPITAL			2	100%	2
SWEETWATER NURSING CENTER		2			2
SPECTRA LABS		1	1	50%	2
FLORIDA DEPARTMENT OF HEALTH IN ALACHUA COUNTY -			2	100%	2
DALLAS BAPTIST UNIVERSITY - HEALTH SERVICES			2	100%	2
MEDEXPRESS URGENT CARE-SALINA, S 9TH ST		2			2
BOND COMMUNITY HEALTH CENTER			2	100%	2
MEDEXPRESS URGENT CARE FOX CHAPEL		2			2
URGENT CARE OF NEW YORK		2			2
SHORE MEDICAL CENTER		2			2
CHESTERFIELD HEALTHCARE GROUP, INC		2			2
SUNBRIDGE CARE & REHAB FOR DECATUR		2			2
Alden Des Plaines			2	100%	2
FLORIDA MEDICAL CLINIC CARDIOLOGY-ZH			2	100%	2
MINUTECLINIC DIAGNOSTIC PA #7110		2			2
CLEAR LAKE REGIONAL MEDICAL CENTER			2	100%	2
U OF MIAMI MILLER SCHOOL OF MEDICINE			2	100%	2
BROOKDALE LAKE MARY			2	100%	2
RIVERSIDE METHODIST HOSPITAL LAB			2	100%	2
THE FOUNTAIN AT BOCA CIEGA BAY		2			2
BROOKS -TLC HOSPITAL SYSTEM			2	100%	2
Lakeside Oaks Care Center			2	100%	2
HEALTH FIRST MEDICAL GROUP			2	100%	2
FLORIDA MEDICAL CENTER OF CLEARWATER		2			2
CVS OH6149POCT UPPER ARLINGTON		1	1	50%	2
WOMENS CARE FLORIDA LLC-LABORATORY		2			2
GULF COAST REGIONAL MEDICAL CARE		2			2
MINUTECLINIC MINUTECLINIC #8505		2			2
FLORIDA KEYS PED & ADOLES CTR			2	100%	2
ASCENSION ST VINCENT'S RIVERSIDE			2	100%	2
BROOKDALE ALTAMONTE SPRINGS			2	100%	2
MARTIN MEDICAL CENTER INC		1	1	50%	2

COVID-19: testing by laboratory

Data through Jan 17, 2021 verified as of Jan 18, 2021 at 09:25 AM

Data in this report are provisional and subject to change.

The numbers in the table below represent the number of Florida and non-Florida residents for whom test results were received by the Department of Health. A person can be tested by more than one laboratory and can have both positive and negative results. **Therefore, the sum of the numbers in each column will be larger than the total number of people tested.**

Reporting lab	Inconclusive	Negative	Positive	Percent positive	Total
HOPE HEALTHCARE		2			2
DEPARTMENT OF HEALTH AND HUMAN SERVICES DIVISION OF BEHAVIORAL HEALTH		1	1	50%	2
ST. ELIZABETH HEALTHCARE			2	100%	2
BAYCARE LABORATORIES			2	100%	2
SARASOTA MEDICAL CENTER			2	100%	2
MEDEXPRESS URGENT CARE - HOLLINS		2			2
GRAND VILLA OF NEW PORT RICHEY			2	100%	2
NEW GEN LABS			2	100%	2
Stillwater Healthcare		2			2
ILLINOIS DEPT OF PUBLIC HEALTH LABS			2	100%	2
MEDEXPRESS URGENT CARE - LINCOLN N 26T		2			2
MINUTECLINIC, LLC (CLINIC 10928)		2			2
DOCTORS HOSPITAL RENAISSANCE			2	100%	2
IN AND OUT URGENT CARE			2	100%	2
IN & OUT URGENT CARE METAIRIE			2	100%	2
RAINY LAKE MEDICAL CENTER			2	100%	2
MINUTECLINIC DIAGNOSTIC OF OHIO #7790		1	1	50%	2
MINUTECLINIC DIANOSTIC OF VIRGINIA, LL		2			2
BROWNE MEDICAL LLC		1	1	50%	2
IVY CREEK URGENT CARE OF ENTERPRISE			2	100%	2
HEALTH EXPRESS URGENT CARE			2	100%	2
MD NOW URGENT CARE MEDICAL CENTERS INC			2	100%	2
EAST NAPLES PEDIATRICS			2	100%	2
BIOMAT USA			2	100%	2
QUICK CARE MED WALK IN AND URGENT CARE			2	100%	2
ROCKEFELLER UNIVERSITY CLINICAL GENOMICS LABORATOR		2			2
BERGEN COUNTY SURGICAL AND ENDOSCOPY CENTER		2			2
BAY CORRECTIONAL AND REHABILITATION FACILITY			2	100%	2
HEART OF FLORIDA HEALTH CENTER INC			2	100%	2
DUKE HEALTH REGIONAL HOSPITAL			2	100%	2
BD MEDICAL SYSTEMS			2	100%	2
PEDIATRICS IN BREVARD-COCOA BEACH		2			2
Kroger 853 - The Little Clinic East Broad Street		2			2
MIDWAY PRIMARY CARE LLC		2			2
PANCARE HEALTH - SNEADS ELEMENTARY			2	100%	2
CATHOLIC HEALTH LABORATORY SERVICES		2			2
MANSFIELD MEDICAL LODGE			2	100%	2
MEDEXPRESS URGENT CARE - WEXFORD		2			2
CONEMAUGH MEMORIAL MEDICAL CENTER		2			2
MINUTECLINIC DIAGNOSTIC OF TN, PC 6304		1	1	50%	2
GRAND VILLA OF MELBOURNE			2	100%	2
CITRUS PARK			2	100%	2
CROSSTOWN PHARMACY		2			2
Kroger 571 - The Little Clinic Hendersonville		1	1	50%	2
EXCEPTIONAL EMERGENCY CENTER - AMARILLO			2	100%	2
Elba Nursing and Rehabilitation Center, LLC		2			2

COVID-19: testing by laboratory

Data through Jan 17, 2021 verified as of Jan 18, 2021 at 09:25 AM

Data in this report are provisional and subject to change.

The numbers in the table below represent the number of Florida and non-Florida residents for whom test results were received by the Department of Health. A person can be tested by more than one laboratory and can have both positive and negative results. **Therefore, the sum of the numbers in each column will be larger than the total number of people tested.**

Reporting lab	Inconclusive	Negative	Positive	Percent positive	Total
Robert Cranfield			2	100%	2
ASSOCIATES IN UROGYNECOLOGY MD LLC		2			2
MINUTE CLINIC DIAGNOSTIC OF KANSAS PA		2			2
MINUTECLINIC DIAGNOSTIC OF TEXAS, LLC #7435		2			2
BRITO MEDICAL CENTER			2	100%	2
CLEVELAND CLINIC IMAGING			2	100%	2
MIAMI BEACH MEDICAL GROUP LLC			2	100%	2
THE CLUB AT BOYNTON BEACH, LLC			2	100%	2
LEE MEMORIAL HEALTH SYSTEM D/B/A			2	100%	2
ADVANCED MEDICAL CARE			2	100%	2
SARASOTA MEMORIAL MEDICAL URGENT CARE CENTER			2	100%	2
PM PEDIATRICS OF BAYSIDE, PLLC - MANHASSET		2			2
BAYSHORE MEDICAL CENTER			2	100%	2
JUST BELIEVE RECOVERY CENTER			2	100%	2
AdventHealth Care Center Orlando North			2	100%	2
PALM BAY URGENT CARE PL		1	1	50%	2
DALLAS VA MEDICAL CENTER - VA NORTH TEXAS HEALTH CARE SYSTEM			2	100%	2
BAPTIST HEALTHCARE - LAKEVIEW CENTER INC		2			2
SACRED HEART HOSPITAL ON THE EMERALD			2	100%	2
CORAL REEF NURSING & REHABILITATION CENTER		2			2
Metro West Nursing and Rehab			2	100%	2
MINUTECLINIC #8760		2			2
NORTHWELL HEALTH			2	100%	2
BENTON PEDIATRICS		2			2
POINT OF CARE PRIVATE HEALTH MANAGEMENT			2	100%	2
BMC/JACSONVILLE		1	1	50%	2
WALGREENS #05477		2			2
VALLEY BAPTIST MEDICAL CENTER: BROWNSVILLE			2	100%	2
CURATIVE		1	1	50%	2
PULSE MEDICAL GROUP INC			2	100%	2
New Jersey Aim At Smg		2			2
WHITESANDS OUTPATIENT TREATMENT		2			2
MEDEXPRESS URGENT CARE-MT PLEASANT		1	1	50%	2
Lake Charles Healthcare LLC dba Landmark Lake Charles			2	100%	2
Kroger 739 - The Little Clinic La Grange Road		2			2
TGH Brandon Healthplex Laboratory			2	100%	2
VETERANS AFFAIRS MEDICAL CENTER - GREATER LOS ANGELES			2	100%	2
HENDRY/GLADES COUNTY HEALTH DEPARTMENT		2			2
CONWAY MEDICAL CENTER			2	100%	2
AMERICAN MEDICAL LABORATORIES			2	100%	2
HANOVER ENDOSCOPY CENTER		2			2
PALM CITY NURSING AND REHAB CENTER			2	100%	2
MEMORIAL HERMANN CONSOLIDATED LABORATORY SERVICES			2	100%	2
87TH MEDICAL GROUP - MCGUIRE AMBULATORY CARE FACILITY		2			2
CHEROKEE COUNTY HEALTH AND REHAB CENTER		2			2
PEDIATRIC HEALTH CARE		1	1	50%	2

COVID-19: testing by laboratory

Data through Jan 17, 2021 verified as of Jan 18, 2021 at 09:25 AM

Data in this report are provisional and subject to change.

The numbers in the table below represent the number of Florida and non-Florida residents for whom test results were received by the Department of Health. A person can be tested by more than one laboratory and can have both positive and negative results. **Therefore, the sum of the numbers in each column will be larger than the total number of people tested.**

Reporting lab	Inconclusive	Negative	Positive	Percent positive	Total
MEDEXPRESS URGENT CARE - OMAHA N 72 ST		2			2
GEISINGER MEDICAL CENTER		2			2
NORTH PINELLAS CHILDRENS MEDICAL CENTER INC			2	100%	2
ATHENA CARE RESOURCES LLC		2			2
MAWD PATHOLOGY GROUP			2	100%	2
MINUTECLINIC DIAGNOSTIC OF OHIO #3407		2			2
SIGNATURE CARE LEWISVILLE-EMERGENCY CENTER		1	1	50%	2
NEW YORK STATE DEPARTMENT OF HEALTH		1	1	50%	2
GENETIC ASSAYS INC			2	100%	2
ENVOY OF FORK UNION, LLC DBA ENVOY AT THE VILLAGE		2			2
OPP HEALTH AND REHABILITATION		2			2
CLINICA HISPANIA			2	100%	2
Holiday Retirement Home			2	100%	2
LEESBURG REGIONAL MEDICAL CENTER URGENT CARE			2	100%	2
MEDEXPRESS URGENT CARE-CLOQUET		2			2
SOUTHERN SURGICAL ARTS		2			2
CVS MINUTE CLINIC DIAGNOSTIC OF KANSAS, PA		2			2
Alden Terrace of McHenry			2	100%	2
BIONIC TECHNOLOGIES CORPORATION			2	100%	2
ACCESS MEDICAL GROUP OF FLORIDA CITY			2	100%	2
US LABS		2			2
PHYSICIANS LABORATORY SERVICES			2	100%	2
UNIVERSITY OF MARYLAND MEDICAL CENTER			2	100%	2
ST. JOSEPH REGIONAL MEDICAL CENTER			2	100%	2
SOUTHEASTERN INSTITUTE OF RESTORATIVE MEDICINE		1	1	50%	2
COOPER CLINIC			2	100%	2
LEXINGTON PLACE			2	100%	2
ORMOND BEACH URGENT CARE			2	100%	2
MINUTECLINIC DIAGNOSTIC MEDICAL		2			2
SYLVAN NURSING			2	100%	2
A+ URGENT/PRIMARY CARE			2	100%	2
STEUBEN COUNTY PUBLIC HEALTH		2			2
KAILOS GENETICS INC			2	100%	2
MARQUESA MEDICAL		2			2
CPL LABS			2	100%	2
UWMC MONTLAKE DEPT OF LAB MED			2	100%	2
JOHN D. ARCHBOLD MEM. HOSPITAL			2	100%	2
MINUTECLINIC, LLC #1470		2			2
CVS NJ836POCT RUNNEMEDE		2			2
MINUTECLINIC DIAGNOSTIC OF TN, PC 6438		1	1	50%	2
CLAYMED OF NORTH FLORIDA			2	100%	2
Avanti Wellness and Rehab			2	100%	2
NEMOURS CHILDRENS PRIMARY CARE			2	100%	2
DAYTON CHILDRENS HOSPITAL LAB			2	100%	2
ADVENTHEALTH MEDICAL GROUP FAMILY MEDICINE AT RDV		2			2
VILLA HEALTH NH LLC			2	100%	2

COVID-19: testing by laboratory

Data through Jan 17, 2021 verified as of Jan 18, 2021 at 09:25 AM

Data in this report are provisional and subject to change.

The numbers in the table below represent the number of Florida and non-Florida residents for whom test results were received by the Department of Health. A person can be tested by more than one laboratory and can have both positive and negative results. **Therefore, the sum of the numbers in each column will be larger than the total number of people tested.**

Reporting lab	Inconclusive	Negative	Positive	Percent positive	Total
Lenox on the Lake			2	100%	2
TRICORE REFERENCE LABORATORY		1	1	50%	2
MEDEXPRESS URGENT CARE - WAXAHACHIE, N HIGHWAY 77		1	1	50%	2
PINARD HOME HEALTH SERVICES INC			2	100%	2
MINUTECLINIC DIAG OF IND, LLC #8645		2			2
Macon Valley Nursing and Rehabilitation Center		2			2
NEMOURS CHILDREN'S PRIMARY CARE THE VILLAGES		2			2
HCR MANOR CARE SERVICES OF FLORIDA III INC		2			2
MERCY CONVENIENT CARE			2	100%	2
FLORIDA SCHOOL FOR THE DEAF & BLIND			2	100%	2
MATHER HOSPITAL			2	100%	2
FALCON HEALTH CENTER			2	100%	2
BAYLOR COLLEGE OF MEDICINE			2	100%	2
UW HOSPITAL AND CLINICS		1	1	50%	2
Kroger 124 - The Little Clinic University		2			2
Good Samaritan Society-Blackduck		1	1	50%	2
POMERENE HOSPITAL			2	100%	2
FLORIDA PRIMARY CARE CENTER PA		2			2
MINUTECLINIC, LLC #07852		2			2
VAULT HEALTH			2	100%	2
QUALITY MEDICAL CARE			2	100%	2
GULF COAST MEDICAL CENTER RESPIRATORY CARE			2	100%	2
CERTIVIA LABORATORIES			2	100%	2
ASSOCIATES IN MEDICINE			2	100%	2
ELITE CARE			2	100%	2
Heartland Healthcare Center Boca Raton			2	100%	2
SOUTHSIDE FAMILY MEDICAL		2			2
TRINITAS REGIONAL MEDICAL CENTER		1	1	50%	2
MEDLOGIC, LLC		2			2
CLINICAL PATHOLOGY LABORATORIES			2	100%	2
OELWEIN HEALTH CARE CENTER		2			2
UT AUSTIN UNIVERSITY HEALTH SERVICES			2	100%	2
CELEBRATION PRIMARY CARE ASSOCIATES LLC		2			2
URGENT CARE AND SURGERY CENTER			2	100%	2
UNIVERISTY OF MIAMI			2	100%	2
HOUSTON HEALTH DEPARTMENT - BUREAU OF LABORATORY SERVICES			2	100%	2
FLORIDA DEPARTMENT OF HEALTH IN LEE COUNTY		1	1	50%	2
WESTPAC LABS INC			2	100%	2
BRIGHAM AND WOMEN'S HOSPITAL			2	100%	2
SINAI PLAZA NURSING AND REHAB CENTER			2	100%	2
MINUTECLINIC, DIAGNOSTIC OF TEXAS, LLC		2			2
FRESENIUS MEDICAL CARE			2	100%	2
DEPT OF HEALTH			2	100%	2
LIFETIME FAMILY URGENT CARE			2	100%	2
PHYSICIANS CARE INC		1	1	50%	2
EXPRESSCARE URGENT CARE CENTER			2	100%	2

COVID-19: testing by laboratory

Data through Jan 17, 2021 verified as of Jan 18, 2021 at 09:25 AM

Data in this report are provisional and subject to change.

The numbers in the table below represent the number of Florida and non-Florida residents for whom test results were received by the Department of Health. A person can be tested by more than one laboratory and can have both positive and negative results. **Therefore, the sum of the numbers in each column will be larger than the total number of people tested.**

Reporting lab	Inconclusive	Negative	Positive	Percent positive	Total
HOLY FAMILY MEDICAL CENTER		1	1	50%	2
UTMB PATHOLOGY CLINICAL SERVICES LABORATORY			2	100%	2
RUSSELL MEDICAL CENTER		2			2
FLORIDA PRIMARY CARE AND SPORTS MEDICINE INC			2	100%	2
SIMMONS			2	100%	2
STOP URGENT CARE			2	100%	2
Cedar Valley Nursing & Rehab Center		2			2
AMERICAN HEALTH ASSOC. LABORATORY SOUTH			2	100%	2
MORRISTOWN MEMORIAL HOSPITAL		2			2
ASHLEY PEDIATRICS			2	100%	2
BAPTIST HOSPITAL EMPLOYEE HEALTH OFF			2	100%	2
MINUTE-CLINIC DIAGNOSTIC OF VIRGINIA,		2			2
ADULT MEDICINE OF LAKE COUNTY INC			2	100%	2
MINUTECLINIC DIAGNOSTIC OF SC, LLC #7		1	1	50%	2
CVS CA8850POCT HUNTINGTON BEACH		1	1	50%	2
ADVENTHEALTH IMAGING PARTIN SETTLEMENT			2	100%	2
Walgreens #10207		2			2
ROYAL PALM MEDICAL GROUP, INC		2			2
COOK HOSPITAL AND CARE CENTER		1	1	50%	2
HOME ACCESS HEALTH			2	100%	2
ADVENT HEALTH CENTRAL TEXAS		1	1	50%	2
UK HEALTHCARE			2	100%	2
ALL PEDIATRIC CARE PA			2	100%	2
POMONA VALLEY COMMUNITY HOSPITAL			2	100%	2
SIGNATURE HEALTHCARE OF MIDDLEBURG		2			2
LOWELL GENERAL HOSPITAL			2	100%	2
GINKGO-IXLAYER		2			2
DMC UNIVERSITY LABORATORIES		1	1	50%	2
STANFORD HEALTH CARE ANATOMIC PATHOLOGY & CLINICAL LAB			2	100%	2
METHODIST MANSFIELD MEDICAL CENTER			2	100%	2
BFT LAB			2	100%	2
VANAYER HEALTHCARE AND REHAB CENTER		2			2
CVS MINUTE CLINIC DIAGNOSTIC MED GRP		2			2
SCIENTIFIC LABORATORY COMPANY		2			2
MINUTECLINIC DIAG OF IND, LLC #6648		1	1	50%	2
NLC LABS			2	100%	2
CARE CENTERS OF NASSAU LLC MINER ROAD SOUTH		2			2
CVS HEALTH, #1994		1	1	50%	2
ADVANCED MEDICAL RESEARCH CENTER LLC			2	100%	2
MEDEXPRESS URGENT CARE-WILKINS TOWNSHIP, WILLIAM PENN HIGHWAY		2			2
ADVICE FOR OPTIMAL WELLNESS			2	100%	2
MADISON HOSPITAL LABORATORY			2	100%	2
TULANE MEDICAL CENTER			2	100%	2
Church Creek SNF			2	100%	2
JACKSON LABORATORY OF GENOMIC MEDICINE		2			2
STPET		1	1	50%	2

COVID-19: testing by laboratory

Data through Jan 17, 2021 verified as of Jan 18, 2021 at 09:25 AM

Data in this report are provisional and subject to change.

The numbers in the table below represent the number of Florida and non-Florida residents for whom test results were received by the Department of Health. A person can be tested by more than one laboratory and can have both positive and negative results. **Therefore, the sum of the numbers in each column will be larger than the total number of people tested.**

Reporting lab	Inconclusive	Negative	Positive	Percent positive	Total
INA		1	1	50%	2
ROAN DRUG COMPANY LLC		2			2
UT PATH			2	100%	2
LACORP		1	1	50%	2
MEDEXPRESS URGENT CARE - SPRINGDALE, S 40TH STREET		2			2
DELAWARE DIAGNOSTICS LABS			2	100%	2
SENDER RETREAT ADULT DAY CARE CENTERS			2	100%	2
MIDDLE TENN MENTAL HEALTH INSTITUTE		2			2
MOBILE COUNTY HEALTH DEPARTMENT		1	1	50%	2
CALIFORNIA DIVISION OF COMMUNICABLE DISEASE CONTROL			2	100%	2
COASTAL MEDICAL LAB			2	100%	2
WESTMINSTER SUNCOAST			2	100%	2
CLEARWATER PAIN MANAGEMENT ASSOCIATES			2	100%	2
STARLING AT NOCATEE			2	100%	2
KIMBERLY J HENDERSON MD PC		1	1	50%	2
MEDEXPRESS URGENT CARE- ALLISON PARK		1	1	50%	2
FLORIDA PRIMARY & SPECIALTY CARE		2			2
FLORIDA DEPARTMENT OF HEALTH (FDOH)			2	100%	2
GRACE HEALTHCARE OF LAKE WALES		1	1	50%	2
CROSSROADS URGENT CARE DBA URGENT TEA		2			2
MEDEXPRESS URGENT CARE, HERMITAGE		1	1	50%	2
PHYSICIANS MEDICAL CENTER		2			2
MEDICAL CENTER AT OCEAN REEF,THE		2			2
SCDHEC BUREAU OF LABORATORIES			2	100%	2
CROSSROADS			2	100%	2
MINUTECLINIC DIAGNOSTIC OF SC, LLC #4		2			2
MINUTE CLINIC DIAGNOSTIC MED GRP		2			2
Kings County Hospital Center			2	100%	2
NAVAL BRANCH MEDICAL CLINIC			2	100%	2
EMORY UNIVERSITY HOSPITAL			2	100%	2
PINECREST PEDIATRICS GROUP LLC			2	100%	2
NORTH MCALLEN PEDIATRIC CENTER			2	100%	2
TRUE HEALTH INC			2	100%	2
MINUTECLINIC MINUTECLINIC #4978		1	1	50%	2
LEGACY ER & URGENT CARE - FRISCO WEST			2	100%	2
WISE HEALTH SYSTEM		1	1	50%	2
PLASMA MED RESEARCH DBA		2			2
NU WAVE MEDICAL CENTER			2	100%	2
SERENADES BY SONATA		1	1	50%	2
MEDEXPRESS URGENT CARE - BRIDGEVILLE		2			2
WAL-MART STORES EAST LP		2			2
MEDICAL CITY DALLAS HOSPITAL			2	100%	2
ELMHURST MEMORIAL HOSPITAL			2	100%	2
AMI ST FRANCIS HOSPITAL LABORATORY		1	1	50%	2
Delaware Court Healthcare Center		2			2
REELFOOT FAMILY WALK IN CLINIC - TIPT		2			2

COVID-19: testing by laboratory

Data through Jan 17, 2021 verified as of Jan 18, 2021 at 09:25 AM

Data in this report are provisional and subject to change.

The numbers in the table below represent the number of Florida and non-Florida residents for whom test results were received by the Department of Health. A person can be tested by more than one laboratory and can have both positive and negative results. **Therefore, the sum of the numbers in each column will be larger than the total number of people tested.**

Reporting lab	Inconclusive	Negative	Positive	Percent positive	Total
CEDARS-SINAI MEDICAL CENTER			2	100%	2
AUSTIN REGIONAL CLINIC MICROBIOLOGY LAB			2	100%	2
MARCO ISLAND HOSPITAL INC D/B/A		1	1	50%	2
GULF COAST PEDIATRICS OF SARASOTA PA		1	1	50%	2
CVS TN5671POCT MARYVILLE		2			2
ACKERMAN CANCER CENTER		2			2
Hartwell Health and Rehabilitation		2			2
ADVANCED MEDICAL OF FLORIDA			2	100%	2
MANATEE MEMORIAL HOSPITAL CLINICAL LABORATORY			2	100%	2
SUNNYSIDE MANOR		2			2
UNITED MEMORIAL MEDICAL CENTER			2	100%	2
MEDICAL CENTER LABORATORY			2	100%	2
ALL AMERICAN URGENT CARE			2	100%	2
Gracemore Nursing and Rehab		2			2
LAKEVIEW HEALTHCARE SYSTEM LLC			2	100%	2
WHOLE CHILD PEDIATRICS			2	100%	2
DIAGNOSTIC & MEDICAL SPECIALISTS OF GREENWICH		2			2
UNIVERISTY OF MEMPHIS ATHLETIC TRAINI		2			2
ONTARIO COUNTY PUBLIC HEALTH		2			2
JOHNSON CITY MEDICAL CENTER		1	1	50%	2
SCIENTIA DIAGNOSTICS			2	100%	2
MINUTECLINIC DIAGNOSTIC MED GRP OF CA		2			2
Kroger 619 - The Little Clinic Hendersonville Indian Lake		2			2
MID - FLORIDA PATHOLOGY LLC		1	1	50%	2
FKC AMELIA ISLAND DIALYSIS			2	100%	2
LIFE CARE CENTER OF PALM BAY□		2			2
HEARTLAND - CHARLESTON OF HANAHAN SC,		2			2
FLORIDA MEDICAL CLINIC RADIOLOGY DALE MABRY		2			2
BROOME COUNTY HEALTH DEPARTMENT		1	1	50%	2
FL DEPT OF HEALTH MARION COUNTY MOBILE HEALTH UNIT			2	100%	2
THE HOSPITAL OF PROVIDENCE EMERGENCY ROOM			2	100%	2
WILSON MEMORIAL HOSPITAL			2	100%	2
JUPITER INTERNAL MEDICINE AND ASSOCIATES			2	100%	2
FLAGLER PROFESSIONAL HEALTH CAE SERVICES INC		2			2
MINUTECLINIC DIAGNOSTIC OF PA LLC		2			2
ACCESS CARE MEDICAL GROUP LLC		2			2
PEACE RIVER MEDICAL CENTER		2			2
DOCTOR 4 U CLINIC			2	100%	2
CVS MN1751POCT MAPLEWOOD		2			2
SPRINGHILL SENIOR RESIDENCE		2			2
Parkridge Specialty Care		2			2
SKIPPACK MEDICAL LAB			2	100%	2
SOUTH FLORIDA DIALYSIS CENTER			2	100%	2
CAREWELL JW - WORCESTER LNC			2	100%	2
LILY PHARMACY		2			2
MIDWAY SPECIALTY CARE RX LLC			2	100%	2

COVID-19: testing by laboratory

Data through Jan 17, 2021 verified as of Jan 18, 2021 at 09:25 AM

Data in this report are provisional and subject to change.

The numbers in the table below represent the number of Florida and non-Florida residents for whom test results were received by the Department of Health. A person can be tested by more than one laboratory and can have both positive and negative results. **Therefore, the sum of the numbers in each column will be larger than the total number of people tested.**

Reporting lab	Inconclusive	Negative	Positive	Percent positive	Total
IMMUNOGENOMICS LLC			2	100%	2
OPTUM OF RED ROAD		2			2
PIEDMONT HOSPITAL LAB			2	100%	2
FLORIDA DEPARTMENT OF HEALTH IN ESCAMBIA COUNTY		1	1	50%	2
DEKALB MEDICAL CENTER LABORATORY			2	100%	2
BAPTIST HEALTH LEXINGTON			2	100%	2
BASSETTI MEDICAL RESEARCH INC			2	100%	2
University Center East			2	100%	2
ST. MARY'S MEDICAL CENTER EVANSVILLE, INC			2	100%	2
MINUTE CLINIC DIAG OF IND LLC #8674		2			2
VA PRIMARY CARE ANNEX			2	100%	2
WARD MEMORIAL HOSPITAL		2			2
STATCARE URGENT AND WALK-IN			2	100%	2
TENNESSEE DEPARTMENT OF HEALTH (TDH) - REGIONAL LABORATORY			2	100%	2
NOVA SOUTHEASTERN UNIVERSITY - STUDENT MEDICAL CTR			2	100%	2
MEDEXPRESS URGENT CARE-BLOOMFIELD AVEN		2			2
GIGI WOOD DAVIS DO-FAMILY MEDICINE		2			2
SHELL POINT HOME HEALTH			2	100%	2
BAPTIST HOSPITAL OF MIAMI MCI BROWARD LABORATORY			2	100%	2
MEDEXPRESS URGENT CARE GREENSBURG		2			2
MINUTECLINIC, LLC #1492		2			2
LABRADOR PRIMARY CARE CENTER			2	100%	2
NEIGHBORCARE PHARMACY SERVICES		2			2
ASPIRUS RIVERVIEW HOSPITAL & CLINICS INC		1	1	50%	2
MEDEXPRESS URGENT CARE - LINCOLN VILLA		2			2
KIVA AT MOUNT DORA			2	100%	2
PREMIER FAMILY HEALTH PA			2	100%	2
ADVENTHEALTH EAST ORLANDO EMPLOYEE CLINIC		2			2
BAYSTATE MEDICAL CENTER		1	1	50%	2
Kennedy University Hospital -Wash Twp L		2			2
MINUTECLINIC DIAGNOSTIC OF OHIO #6192		2			2
MINUTECLINIC, LLC #03268		2			2
PRINCETON BMC LABORATORY		2			2
LEE PHYSICIAN GROUP		1	1	50%	2
FASTCARE LLC			2	100%	2
SUNLIFE PHARMACY		2			2
ADVANCED URGENT CARE CENTER OF THE UPPER KEYS			2	100%	2
SANTA ROSA COUNTY HEALTH DEPARTMENT			2	100%	2
GOLDSTEIN			2	100%	2
SPECIALTY LABORATORIES			2	100%	2
AMEDISYS HOME HEALTH OF GREENVILLE			2	100%	2
WALKONCLINIC			2	100%	2
GULF COAST IMMEDIATE CARE CENTER		1	1	50%	2
HEALTHPARK MEDICAL CTR NURSING SVC		2			2
JEFFERSON WASHINGTON TOWNSHIP HOSPITAL		2			2
CHAPPEL GROUP RESEARCH, THE		2			2

COVID-19: testing by laboratory

Data through Jan 17, 2021 verified as of Jan 18, 2021 at 09:25 AM

Data in this report are provisional and subject to change.

The numbers in the table below represent the number of Florida and non-Florida residents for whom test results were received by the Department of Health. A person can be tested by more than one laboratory and can have both positive and negative results. **Therefore, the sum of the numbers in each column will be larger than the total number of people tested.**

Reporting lab	Inconclusive	Negative	Positive	Percent positive	Total
MINUTE CLINIC DIAGNOSTIC OF VIRGINIA, LLC #7543		2			2
ADVENTIST HINSDALE HOSPITAL LABORATORY			2	100%	2
MARTHA A PRICE MD PA		1	1	50%	2
NATIONAL JEWISH HEALTH			2	100%	2
SAFE PMC		2			2
YOUTH AND YOU, INC		2			2
AGILE URGENT CARE			2	100%	2
HARBOUR ISLAND PEDIATRICS LLC			2	100%	2
SUNCOAST TECHNICAL COLLEGE SCHOOL OF HEALTH		2			2
LOCH HAVEN PEDIATRICS			2	100%	2
MEASE COUNTRYSIDE HOSPITAL CARDIAC REH			2	100%	2
INTEGRITY CLINICAL RESEARCH CENTER INC		1	1	50%	2
MD NOW URGENT CARE CENTER INC.			2	100%	2
FAMILY FIRST PEDIATRICS			2	100%	2
DOCTORS MEDICAL CTR OF WALTON COUNTY			2	100%	2
MEDEXPRESS URGENT CARE- COLUMBIA HEIGH		2			2
RAPID URGENT CARE - ALBANY			2	100%	2
441 URGENT CARE-MULBERRY			2	100%	2
CRUC CMCH-COVID-19		2			2
JULIE STAATS DO		2			2
STUDENT HEALTH SERVICES			2	100%	2
INSPIRE HEALTHCARE CENTER			2	100%	2
EXPEDIAN URGENT CARE			2	100%	2
CVS OH6147POCT COLUMBUS		1	1	50%	2
UNIVERSITY HOSPITALS OF CLEVELAND			2	100%	2
Medilodge of Montrose		2			2
CARTER BLOOD CARE			2	100%	2
PruittHealth Lakehaven		2			2
MURFREESBORO MEDICAL CLINIC		2			2
HEARTLAND HOME HEALTH CARE		2			2
CHARLOTTE COUNTY HEALTH DEPARTMENT			2	100%	2
BETHPAGE EXTENDED HOURS CENTER		2			2
MEDEXPRESS URGEN CARE - EAST BRUNSWICK		2			2
MID-FLORIDA HEMATOLOGY AND ONCOLOGY CENTERS		2			2
BELLIN HOSPITAL			2	100%	2
ACN PHYSICIANS GROUP CORP			2	100%	2
ANDERSON COUNTY HOSPITAL			2	100%	2
PALMETTO FAMILY HEALTH CENTER			2	100%	2
ST VINCENTS AMBULATORY CARE INC DBA			2	100%	2
MED EXPRESS URGENT CARE PC - MARYLAND		2			2
PALOS COMMUNITY HOSPITAL LABORATORY			2	100%	2
BAYSIDE HEALTH CLINIC		2			2
CVS MO5655POCT LIBERTY			2	100%	2
MAIN STREET MEDICAL CENTERS		2			2
MCLAREN REGIONAL MEDICAL CENTER			2	100%	2
SOUTH DAKOTA DEPARTMENT OF HEALTH		2			2

COVID-19: testing by laboratory

Data through Jan 17, 2021 verified as of Jan 18, 2021 at 09:25 AM

Data in this report are provisional and subject to change.

The numbers in the table below represent the number of Florida and non-Florida residents for whom test results were received by the Department of Health. A person can be tested by more than one laboratory and can have both positive and negative results. **Therefore, the sum of the numbers in each column will be larger than the total number of people tested.**

Reporting lab	Inconclusive	Negative	Positive	Percent positive	Total
INTERNAL MEDICINE & PEDIATRICS WELLNESS CENTER			2	100%	2
BIOHEALTH MEDICAL LAB INC			2	100%	2
Oakwood - North Baldwins Center for Living		2			2
FEDERAL CORRECTIONAL INSTITUTION MARIANNA			2	100%	2
AVANTE AT ORMOND BEACH INC			2	100%	2
CVS IN6654POCT INDIANAPOLIS		2			2
DEPARTMENT OF HEALTH AND HUMAN SERVICES			2	100%	2
Kroger 745 - The Little Clinic Somerset		2			2
EMERALD TRACE		2			2
MINUTECLINIC DIAG OF IND LLC #1138		1	1	50%	2
MINUTECLINIC DIAGNOSTIC OF TN PC #442		2			2
UNIVERSITY OF KANSAS MEDICAL CENTER			2	100%	2
ACCESS LABORATORIES LLC			2	100%	2
WALGREENS #13605		2			2
CARE NOW DENTON			2	100%	2
UNIVERSITY HOSPITAL OF BROOKLYN		2			2
ADVENTHEALTH MEDICAL GROUP INTERNAL MEDICINE AT			2	100%	2
EASTLAKE MEDICAL CENTER		2			2
SUPERIOR RESIDENCES OF CLERMONT		2			2
SPECTRUM HEALTH			2	100%	2
GRAND AVE PHARMACY			2	100%	2
ONE MEDICAL GROUP		1	1	50%	2
TENNESSEE VALLEY HCS			2	100%	2
MEDEXPRESS URGENT CARE-SELINGSGROVE		2			2
HAWAII DEPARTMENT OF HEALTH			2	100%	2
CVS MD1881POCT DUNKIRK		2			2
AZALEA HEALTH AND REHABILITATION		2			2
CARE 365			2	100%	2
VIRGINIA DEPT OF HEALTH OFFICE OF EPIDEMIOLOGY			2	100%	2
FLORIDA CLINICAL LABORATORY INC			2	100%	2
THE WINDSOR OF OCALA			2	100%	2
BAYLOR SCOTT & WHITE COMPREHENSIVE WOUND			2	100%	2
24TH WEAPONS OF MASS DESTRUCTION - CIVIL SUPPORT		2			2
SOUTHERN TENNESSEE MEDICAL CENTER			2	100%	2
WEAKLEY COUNTY REHAB AND NURSING CENTER		2			2
MEMORIAL SLOAN KETTERING CANCER CENTER		1	1	50%	2
MEDSTAR HARBOR HOSPITAL			2	100%	2
FIRST PREVENTION AND DIALYSIS CENTER LLC			2	100%	2
SWEDISH COVENANT HOSPITAL			2	100%	2
DISCOVERY VILLAGE AT THE FORUM		2			2
MINUTECLINIC DIAG OF IND, LLC #10190		2			2
MEDEXPRESS URGENT CARE - LEDGEWOOD		2			2
VOLUNTEERS OF AMERICA OF FLORIDA			2	100%	2
CVS IL8747POCT CHICAGO		2			2
Jackson Health Care Facility			2	100%	2
ADVANTA ANALYTICAL LABORATORIES			2	100%	2

COVID-19: testing by laboratory

Data through Jan 17, 2021 verified as of Jan 18, 2021 at 09:25 AM

Data in this report are provisional and subject to change.

The numbers in the table below represent the number of Florida and non-Florida residents for whom test results were received by the Department of Health. A person can be tested by more than one laboratory and can have both positive and negative results. **Therefore, the sum of the numbers in each column will be larger than the total number of people tested.**

Reporting lab	Inconclusive	Negative	Positive	Percent positive	Total
CENTRAL FLORIDA FAMILY HEALTH CENTER		2			2
VALLEY MEDICAL LABORATORY			2	100%	2
SPRING HILL REGIONAL HOSPITAL			2	100%	2
ALVERNO CLINICAL LABORATORIES			2	100%	2
PREMIER MEDICAL LABORATORY			2	100%	2
HALIFAX HEALTH CARE FOR WOMEN		2			2
MEDEXPRESS URGENT CARE - SOUTH CHARLESTON		2			2
SV DIAGNOSTIC LAB			2	100%	2
ADVOCATE SHERMAN HOSPITAL			2	100%	2
ATLAS GENOMICS			2	100%	2
ORLANDO FAMILY PHYSICIANS INC			2	100%	2
INTERNAL MEDICINE ASSOCIATES-DUNELLON			2	100%	2
Greystone Nursing and Rehab, LLC			2	100%	2
MIDLAND MEMORIAL HOSPITAL			2	100%	2
CVS TX8387POCT AUSTIN		2			2
LEE MEMORIAL HOSPITAL BLOOD GAS LAB			2	100%	2
CVS MINUTE CLINIC DIAG OF IND, LLC #6549		2			2
OUR LADY OF THE LAKE REGIONAL MEDICAL CENTER			2	100%	2
Parkside Villa		2			2
AIRPORT CLINIC			2	100%	2
MEDEXPRESS-HOUSTON EAST FWY		1	1	50%	2
MINUTECLINIC DIAGNOSTIC OF NORTH CARO		2			2
WASHINGTON STATE DEPARTMENT OF HEALTH PUBLIC HEALTH LABORATORIES			2	100%	2
INSPIRIT SENIOR LIVING			2	100%	2
OAKBRIDGE TERRACE AT SAE			2	100%	2
BRANDYWYNE HEALTH CARE CENTER			2	100%	2
INTEGRATED REGIONAL LABS			2	100%	2
CSS- TWELVE OAKS			2	100%	2
TAMPA INTERNATIONAL AIRPORT			2	100%	2
NORTON IMMEDIATE CARE CENTER - PRESTON			2	100%	2
PTC LABORATORIES			2	100%	2
ARLINGTON DIALYSIS CENTER LLC		2			2
Iron County Medical Care Facility		2			2
ST LUKES HOSPITAL			2	100%	2
STUART SURGERY CENTER, LLC			2	100%	2
ORLANDO LUTHERAN TOWERS		1	1	50%	2
RENFREW CENTERS INC		2			2
MEDEXPRESS URGENT CARE - JEANNETTE		2			2
CVS AZ5891POCT GILBERT		1	1	50%	2
SANFORD REGIONAL HOSPITAL WORTHINGTON		2			2
CENTRAL FLORIDA PRIMARY CARE			2	100%	2
BAYCARE MEDICAL GROUP, INC		2			2
WEST COAST PEDIATRICS			2	100%	2
TMH EC NORTHEAST LABORATORY			2	100%	2
MINUTECLINIC DIAGNOSTIC OF TEXAS LLC		1	1	50%	2
SOUTHEAST GEORGIA HEALTH SYSTEM			2	100%	2

COVID-19: testing by laboratory

Data through Jan 17, 2021 verified as of Jan 18, 2021 at 09:25 AM

Data in this report are provisional and subject to change.

The numbers in the table below represent the number of Florida and non-Florida residents for whom test results were received by the Department of Health. A person can be tested by more than one laboratory and can have both positive and negative results. **Therefore, the sum of the numbers in each column will be larger than the total number of people tested.**

Reporting lab	Inconclusive	Negative	Positive	Percent positive	Total
RIGHT AT HOME			2	100%	2
JRS LABORATORY			2	100%	2
CARENOW-LEBANON		1	1	50%	2
MODMD LABORATORY		2			2
KINGS BAY PEDIATRICS LLC			2	100%	2
CVS GA2236POCT WOODSTOCK		2			2
Crowne Health Care of Montgomery		2			2
Great Lakes Health Center			2	100%	2
UNIVERSTIY OF ILLINOIS HOSPITAL			2	100%	2
MINUTECLINIC DIAG OF IND, LLC #6472		2			2
CVS NJ837POCT MARLTON		2			2
MINUTECLINIC MINUTECLINIC #921		2			2
TALLAHASSEE MEMORIAL HEALTHCARE FAMILY MED RESIDENCY			2	100%	2
ADVENTHEALTH MEDICAL GROUP PEDIATRICS		1	1	50%	2
CARE NOW, INC			2	100%	2
BAYFRONT FAMILY HEALTH CENTER			2	100%	2
PEACEHEALTH CENTRAL		2			2
PEPIN ACADEMIES-PASCO		2			2
OCALA REGIONAL KIDNEY CENTER-WEST			2	100%	2
MEDEXPRESS - WILMINGTON KIRKWOOD HIGHWAY		2			2
COVANCE			2	100%	2
FLORIDA MEDICAL CLINIC -INTERNAL MED DADE CITY			2	100%	2
ST. LUCIE COUNTY HEALTH DEPARTMENT		1	1	50%	2
MINUTE CLINIC LLC # 2033		1	1	50%	2
ALASKA PUBLIC HEALTH LAB		1	1	50%	2
TMH FSU RAPID LABORATORY		1	1	50%	2
WINCHESTER MEDICAL CENTER			2	100%	2
Bedford Care Center of Hattiesburg		2			2
Warren Center for Rehabilitation and Nursing		2			2
FIRST CHOICE MEDICAL PC			2	100%	2
CVS OH3080POCT HUBER HEIGHTS		2			2
Fort Gaines Health and Rehab		2			2
MINUTECLINIC DIAGNOSTIC OF OHIO #2964		2			2
ADVANCED RESEARCH FOR HEALTH IMPROVEMENT		1	1	50%	2
WISCONSIN STATE LABORATORY OF HYGIENE		1	1	50%	2
MEDEXPRESS URGENT CARE - WEST ST PAUL, ROBERT ST S		2			2
SAVANNAH COVE		2			2
GRAND VILLA OF LARGO			2	100%	2
PALM MEDICAL CENTER - PLANT CITY		2			2
AFC PHYSICIANS OF FLORIDA, PA			2	100%	2
MEDEXPRESS URGENT CARE - CEDAR KNOLLS		2			2
PRECISION CLINICAL RESEARCH			2	100%	2
DALLAS MEDICAL CENTER			2	100%	2
CVS SC7396POCT NORTH MYRTLE BEACH		2			2
FLORIDA COMMUNITY HEALTH CENTERS, INC.			2	100%	2
SANIBEL MEDICAL CLINIC			2	100%	2

COVID-19: testing by laboratory

Data through Jan 17, 2021 verified as of Jan 18, 2021 at 09:25 AM

Data in this report are provisional and subject to change.

The numbers in the table below represent the number of Florida and non-Florida residents for whom test results were received by the Department of Health. A person can be tested by more than one laboratory and can have both positive and negative results. **Therefore, the sum of the numbers in each column will be larger than the total number of people tested.**

Reporting lab	Inconclusive	Negative	Positive	Percent positive	Total
TMH PHYSICIAN PARTNERS MONTICELLO		1	1	50%	2
BAYMEADOWS PRIMARY CARE		2			2
BEECHTREE MOLECULAR LAB LLC			2	100%	2
RIVERVIEW MEDICAL CLINIC		2			2
HOME DOCS		1	1	50%	2
MINUTE CLINIC DIAGNOSTIC OF VIRGINIA, LLC #1905		2			2
SCRIPPS CLINIC MEDICAL			2	100%	2
STARR COUNTY MEMORIAL HOSPITAL			2	100%	2
MIDDLEBURG PEDIATRICS			2	100%	2
THOMASVILLE REGIONAL MEDICAL CENTER		2			2
EXPRESS CARE OF THE SHOALS		1	1	50%	2
PHYSICIANS FOR CHILDREN			2	100%	2
MINUTECLINIC DIAGNOSTIC PA #3344		2			2
ROCKWALL URGENT CARE			2	100%	2
CORNERSTONE MEDICAL CARE OF BRANDON		2			2
ASCENSION ST MICHAEL'S HOSPITAL LAB		1	1	50%	2
GOLDMAN SACHS HEALTH CENTER		2			2
METROHEALTH SYSTEM			2	100%	2
MAJESTIC GUARDIANS			2	100%	2
CARENOW LENEXA			2	100%	2
HEALTH & REHAB CTR AT DOLPHINS VIEW, THE			2	100%	2
APC PEDIATRICS			2	100%	2
OSF ST JOSEPH MEDICAL CENTER			2	100%	2
LABCORP OF AMERICA HOLDINGS		1	1	50%	2
Iowa Veterans Home		2			2
MEMORIAL HOSPITAL OF CARBONDALE			2	100%	2
BOONES CREEK URGENT CARE		1	1	50%	2
SPRINGS MEDICAL LAB		1	1	50%	2
CARESPOT URGENT CARE		1	1	50%	2
PHOEBE BERKS HEALTH CARE CENTER		2			2
ADVANCED URGENT CARE LLC			2	100%	2
PRECISION DIAGNOSTIC INC		2			2
MID FLORIDA PRIMARY CARE PA		1	1	50%	2
ATRIA SAN PABLO			2	100%	2
OURMED		2			2
Workmens Circle Multicare Center		2			2
SOUTH LAKE FAMILY HEALTH CENTER			2	100%	2
MINUTECLINIC DIAGNOSTIC OF PENNSYLVAN		2			2
REGIONAL MEDICAL CENTER BAYONET POINT			2	100%	2
BENEVA LAKES ASSISTED LIVING CENTER			2	100%	2
LEGACY LABORATORY SERVICES			2	100%	2
Kroger 758 - The Little Clinic Providence		2			2
MINUTECLINIC DIAGNOSTIC OF RHODE ISLAN		2			2
SOMA MEDICAL CENTER MD PA #7 ATTN PEDIATRICS			2	100%	2
MAGNOLIA ADULT, LLC			2	100%	2
POWERS PEDIATRICS			2	100%	2

COVID-19: testing by laboratory

Data through Jan 17, 2021 verified as of Jan 18, 2021 at 09:25 AM

Data in this report are provisional and subject to change.

The numbers in the table below represent the number of Florida and non-Florida residents for whom test results were received by the Department of Health. A person can be tested by more than one laboratory and can have both positive and negative results. **Therefore, the sum of the numbers in each column will be larger than the total number of people tested.**

Reporting lab	Inconclusive	Negative	Positive	Percent positive	Total
MINUTECLINIC DIAG OF IND, LLC #6910		2			2
MEMORIAL HERMANN			2	100%	2
PROVIDENCE ST. PATRICK HOSPITAL			1	100%	1
MDS PHARMA SERVICES		1			1
MID-SOUTH URGENT CARE, PLLC			1	100%	1
ALLIANCE MD DIRECT PRIMARY CARE			1	100%	1
LAKEVIEW REGIONAL HOSPITAL			1	100%	1
MEDEXPRESS URGENT CARE - MYLAN			1	100%	1
UNIVERSITY COMMUNITY HEALTH SERVICES			1	100%	1
POMPANO BEACH ARTIFICIAL KIDNEY CENTER			1	100%	1
SANTA CLARA VALLEY MEDICAL CENTER			1	100%	1
TREASURE COAST COMMUNITY HEALTH INC			1	100%	1
NHLS		1			1
HYDE PARK MEDICAL CENTER		1			1
WEST DADE PEDIATRICS			1	100%	1
COSTCO PHARMACY #1023			1	100%	1
			1	100%	1
MALUHIA		1			1
Excel Care Center			1	100%	1
DASCENA, INC			1	100%	1
MEDEXPRESS URGENT CARE - ANDERSON		1			1
ST. PETERSBURG PEDIATRICS-SEMINOLE			1	100%	1
DOCTORS CARE - AIKEN MALL			1	100%	1
MINUTECLINIC, LLC, DBA MINUTECLINIC #4		1			1
CENTRAL FL INTERNAL MEDICINE ASSOCIATES LLC		1			1
CVS PA1296POCT DREXEL HILL		1			1
Luther Acres Manor		1			1
WELLMED AT LINEBAUGH AVE			1	100%	1
YOUR HEALTH PEDIATRICS INC			1	100%	1
MISSION HOSPITAL			1	100%	1
MEDICAL CENTER			1	100%	1
BAPTIST HOSPITAL LABORATORY			1	100%	1
RIVERSIDE MEDICAL CENTER		1			1
DIAMOND SPEEDWAY DIALYSIS			1	100%	1
ACUPATH LABORATORIES INC			1	100%	1
ORMC-ARDEN/EOI			1	100%	1
TARRYTOWN PHARMACY			1	100%	1
Heartland of Perrysburg		1			1
TITUSVILLE CENTER FOR SURGICAL EXCELLENCE LLC		1			1
Eddy Memorial Geriatric Center		1			1
Kroger 419 - The Little Clinic Farmington/Exeter		1			1
FLAGLER PROFESSIONAL HEALTH CARE SERVICES INC		1			1
KENDALL PEDIATRICS PARTNERS LLC			1	100%	1
BOSTON MEDICAL CENTER			1	100%	1
XSTREMEMD			1	100%	1
CARENOW URGENT CARE-HENDERSONVILLE		1			1

COVID-19: testing by laboratory

Data through Jan 17, 2021 verified as of Jan 18, 2021 at 09:25 AM

Data in this report are provisional and subject to change.

The numbers in the table below represent the number of Florida and non-Florida residents for whom test results were received by the Department of Health. A person can be tested by more than one laboratory and can have both positive and negative results. **Therefore, the sum of the numbers in each column will be larger than the total number of people tested.**

Reporting lab	Inconclusive	Negative	Positive	Percent positive	Total
NORTHEAST FLORIDA HEALTH SERVICES			1	100%	1
ORLANDO HEALTH PHYSICIAN GROUP			1	100%	1
LEE MEMORIAL HOSPITAL OUTPATIENT SURGERY CENTER			1	100%	1
CVS NC7047POCT DURHAM		1			1
Garden Villa Bedford		1			1
MEDEXPRESS-DOVER		1			1
EAST END PEDIATRICS		1			1
AURORA MEDICAL CENTER-KENOSHA			1	100%	1
SOUTHEASTERN INTEGRATED MEDICAL PL			1	100%	1
THE EDGEWATER AND WATERMAN VILLAGE			1	100%	1
Trucare Living Centers - Columbus		1			1
MISSOURI DEPARTMENT OF HEALTH AND SENIOR SERVICES - STATE PH LAB		1			1
STEWART FLORIDA ALF, INC			1	100%	1
LIFELINK TISSUE BANK D/B/A LIFELINK TISSUE BANK		1			1
ONPOINT URGENT CARE			1	100%	1
MERITUS MEDICAL CENTER			1	100%	1
CUSTOM SCRIPTS PHARMACY		1			1
Manor Care Health Care Services - Williamsport North		1			1
15 TO KNOW			1	100%	1
ELEMENTS PHARMACY			1	100%	1
MERITER LABORATORIES			1	100%	1
MEDICAL SPECIALISTS OF THE PALM BEACHES INC			1	100%	1
AVERA ST. MARY'S HOSPITAL			1	100%	1
Kroger 49 - The Little Clinic Wichita - 21st St.			1	100%	1
CVS MD2956POCT NEW MARKET			1	100%	1
CORPUS CHRISTI MEDICAL CENTER			1	100%	1
DIXIE REGIONAL MEDICAL CENTER			1	100%	1
PRINCIPLE DIAGNOSTICS LLC			1	100%	1
MIDWAY SPECIALTY CARE CENTER INC		1			1
DEPARTMENT OF HEALTH SERVICES			1	100%	1
SACRED HEART HOSPITAL NURSING			1	100%	1
BRIDGEWATER PARK ASSISTED LIVING LLC			1	100%	1
LOUNDRY		1			1
RICHICHI FAMILY HEALTH			1	100%	1
SELF REGIONAL HEALTHCARE			1	100%	1
COLUMBIA CREST CARE & RAHAB		1			1
PATIENT FIRST - LEESBURG			1	100%	1
MEDEXPRESS URGENT CARE - LINCOLN		1			1
Walgreens #9278		1			1
EMERGENCY CARE SERVICES LAB AT JFK MEDICAL CENTER			1	100%	1
PRIME CARE FAMILY MEDICINE			1	100%	1
ST. JOHN HOSPITAL & MEDICAL CENTER			1	100%	1
BROADWAY HEALTH FLORIDA MEDICAL CLINIC URGENT CARE			1	100%	1
BMC/NASSAU			1	100%	1
BLUEWATER TOXICOLOGY			1	100%	1
WELLMED AT FORT PIERCE		1			1

COVID-19: testing by laboratory

Data through Jan 17, 2021 verified as of Jan 18, 2021 at 09:25 AM

Data in this report are provisional and subject to change.

The numbers in the table below represent the number of Florida and non-Florida residents for whom test results were received by the Department of Health. A person can be tested by more than one laboratory and can have both positive and negative results. **Therefore, the sum of the numbers in each column will be larger than the total number of people tested.**

Reporting lab	Inconclusive	Negative	Positive	Percent positive	Total
MEDERI CARETENDERS			1	100%	1
Vi at Aventura		1			1
LIBERTY HEALTH CENTER			1	100%	1
LANCASHIRE HALL NURSING AND REHABILITATION CENTER		1			1
SOUTHERN WINDS			1	100%	1
PINEVILLE PHARMACY			1	100%	1
COMMONWEALTH OF VIRGINIA DIVISION OF CONSOLIDATED LABORATORY SERVICES			1	100%	1
MY URGENT CARE CLINIC			1	100%	1
MILFORD REGIONAL HOSPITAL			1	100%	1
SUNCOAST COMMUNITY HEALTH CENTERS INC		1			1
ACCOMPLISHED HOME CARE		1			1
MEDTOWN PHARMACY			1	100%	1
CVS IL3163POCT OAK PARK		1			1
Ramsey Village		1			1
DW MCMILLAN MEMORIAL HOSPITAL LABORATORY			1	100%	1
JMC TALLAHASSEE, LLC			1	100%	1
DECATUR MORGAN HOSPITAL - DECATUR GENE		1			1
NASSAU COUNTY HEALTH DEPARTMENT-FERNANDINA BEACH C		1			1
ADVENTHEALTH MEDICAL GROUP ADULT AND SENIOR HEALTH			1	100%	1
ADVENTHEALTH MEDICAL GROUP OBSTETRICS			1	100%	1
PRIORITY CARE LLC			1	100%	1
ANMED HEALTH MEDICAL CENTER			1	100%	1
FLEMING ISLAND CENTER FOR CLINICAL RESEARCH		1			1
IRA FIALKO DO			1	100%	1
DEVANSH LAB WORKS		1			1
Victory Health and Rehabilitation			1	100%	1
WINCHESTER HOSPITAL			1	100%	1
CLEVELAND CLINIC AKRON GENERAL			1	100%	1
NEBRASKA DEPARTMENT OF HEALTH AND HUMAN SERVICES			1	100%	1
Bethany Manor		1			1
ATRIA WILLOW WOOD			1	100%	1
MED TECH CLINICAL LABORATORY		1			1
SUNCREST OMNI		1			1
HIGHLANDS CLINICAL LABORATORY			1	100%	1
NANCY M WORTHINGTON MD PA			1	100%	1
AFTER HOURS PEDS			1	100%	1
ABBOTT LABORATORIES - OCCUPATIONAL HEALTH SERVICES			1	100%	1
Kroger 57 - The Little Clinic Jay C Charlestown		1			1
LAKE REGIONAL HEALTH			1	100%	1
GOSHEN MEDICAL CENTER			1	100%	1
SEASONS HOSPICE AND PALLIATIVE CARE OF			1	100%	1
MEDICAL CENTER OF CENTRAL GEORGIA			1	100%	1
UT HEALTH RGV CLINICAL LABORATORY			1	100%	1
CONCORDIA MANOR			1	100%	1
NHC Chattanooga			1	100%	1
CARE POINT HEALTH AND WELLNESS CENTER		1			1

COVID-19: testing by laboratory

Data through Jan 17, 2021 verified as of Jan 18, 2021 at 09:25 AM

Data in this report are provisional and subject to change.

The numbers in the table below represent the number of Florida and non-Florida residents for whom test results were received by the Department of Health. A person can be tested by more than one laboratory and can have both positive and negative results. **Therefore, the sum of the numbers in each column will be larger than the total number of people tested.**

Reporting lab	Inconclusive	Negative	Positive	Percent positive	Total
CENTRAL TX URGENT CARE			1	100%	1
SARASOTA MEMORIAL HOSPITAL		1			1
NORTH SHORE HEMATOLOGY-ONCOLOGY ASSOCIATES		1			1
FRASER MEMORIAL HOSPITAL			1	100%	1
CVS NY4098030POCT NEW YORK		1			1
STANLY REGIONAL MEDICAL CENTER			1	100%	1
CLINICAL PATHOLOGY LABORATORIES SOUTHEAST INC			1	100%	1
LSU MEDICAL CENTER			1	100%	1
CROSS CREEK HEALTH CARE		1			1
PIONEER CLINICAL RESEARCH LLC			1	100%	1
Henry County Health and Rehabilitation		1			1
SHANNON MEDICAL CENTER			1	100%	1
TUNIS STREET GROUP HOME		1			1
MINUTECLINIC DIAGNOSTICS OF OKLAHOMA		1			1
FLORIDA STATE UNIVERSITY HEALTH SERVICES			1	100%	1
BIOMERIEUX			1	100%	1
MOSOLF PEDIATRICS PA			1	100%	1
SIGNATURE CARE MEMORIAL CITY			1	100%	1
CARSON NURSING AND REHABILITATION CENT		1			1
RAPID CITY REGIONAL HOSPITAL -579 ATTN. LABORATORY		1			1
MEMORIAL HEALTH UNIVERSITY MEDICAL CENTER			1	100%	1
HILTON HEAD HOSPITAL/INPATIENT			1	100%	1
BROOKDALE PALM COAST		1			1
MEDEXPRESS URGENT CARE - ST CLAIR, CLOVER DR.		1			1
NORTHEAST TEXAS DIALYSIS		1			1
PEDIATRIC ASSOCIATES - JACKSONVILLE			1	100%	1
COMMUNITY PHYSICIANS OF NORTH PORT PA			1	100%	1
DEACONESS URGENT CARE CENTER			1	100%	1
UF HEALTH THE VILLAGES			1	100%	1
RIVIERA BEACH HEALTH CENTER LAB			1	100%	1
TMH PHYSICIAN PARTNERS			1	100%	1
MANOR CARE OF DELRAY BEACH FL LLC		1			1
CVS OH2342POCT WEST CHESTER		1			1
ASCENSION ST VINCENT'S - WESTSIDE			1	100%	1
HALIFAX HEALTH PRIMARY CARE ORMOND			1	100%	1
SOUTH MIAMI HOSPITAL			1	100%	1
AFTER HOURS CLINIC			1	100%	1
USC VERDUGO HILLS HOSPITAL			1	100%	1
CORNERSTONE PEDIATRICS			1	100%	1
Kroger 923 - The Little Clinic Centerville		1			1
BAPTIST HEALTH EXPRESS CARE			1	100%	1
ACCESS RECOVERY SOLUTIONS LLC			1	100%	1
DOCTORS HEARING			1	100%	1
Waters of Covington		1			1
ANSWERS RESOURCE FACILITY		1			1
FAST PACE URGENT CARE			1	100%	1

COVID-19: testing by laboratory

Data through Jan 17, 2021 verified as of Jan 18, 2021 at 09:25 AM

Data in this report are provisional and subject to change.

The numbers in the table below represent the number of Florida and non-Florida residents for whom test results were received by the Department of Health. A person can be tested by more than one laboratory and can have both positive and negative results. **Therefore, the sum of the numbers in each column will be larger than the total number of people tested.**

Reporting lab	Inconclusive	Negative	Positive	Percent positive	Total
ALLIED PHYSICIANS GROUP		1			1
FHPG SURGICAL ASSOCIATES OF EAST PASCO			1	100%	1
DONALSONVILLE HOSPITAL			1	100%	1
MEMORIAL HEALTH SYSTEM		1			1
DSI LABORATORIES-NAPLES-7TH			1	100%	1
CALIFORNIA PUBLIC HEALTH LABORATORY			1	100%	1
CVS PA5241POCT CHALFONT		1			1
Kroger 618 - The Little Clinic Trail Creek Village		1			1
APOPKA FAMILY HEALTH CENTER			1	100%	1
BROOKS REHAB			1	100%	1
HUDSON REGIONAL HOSPITAL			1	100%	1
WillowBrooke Court at Westminster Village		1			1
HAYS CLINICAL LAB			1	100%	1
NORTH BROWARD MEDICAL CENTER			1	100%	1
GATEWAY HEALTHCARE, PC			1	100%	1
KROGER 915 - THE LITTLE CLINIC ANDERSON			1	100%	1
JOHN PETER SMITH HOSPITAL- OB TRIAGE			1	100%	1
CACERES SPECIALIZED GYNECOLOGY		1			1
Elm Crest Senior Living Community		1			1
DAYTONA BEACH CENTRA CARE			1	100%	1
WW Chem Auto SS			1	100%	1
BAPTIST HEALTH SURGERY CENTER			1	100%	1
PROMUS DIAGNOSTICS, LLC			1	100%	1
FIT4LIFE MEDICAL CENTER			1	100%	1
CAROLINAS HEALTHCARE SYSTEM LAB			1	100%	1
GREATER TAMPA AT HOME			1	100%	1
NAPHCARE INC		1			1
OXY-GENLAB			1	100%	1
UMASS MEMORIAL/MARLBORO HOSPITAL			1	100%	1
CVS HEALTH, #5962		1			1
SANTA ROSA PEDIATRICS			1	100%	1
MEDICAL CLINIC OF HOUSTON			1	100%	1
NORTH WEST FLORIDA DIAGNOSTIC ENOCRINOLOGY CLINIC			1	100%	1
REGIONAL MEDICAL LABORATORY			1	100%	1
CVS PA813POCT RICHBORO		1			1
CENTRAL FLORIDA HOSPITALIST			1	100%	1
LAKELAND MEDICAL CENTER			1	100%	1
ST. LUKES HOSPITAL			1	100%	1
GUIDEWELL EMERGENCY MEDICINE DOCTORS LLC #33			1	100%	1
VIVIAN SIMMONS FAMILY PRACTICE			1	100%	1
MINUTECLINIC #2797		1			1
Alden Lincoln Park			1	100%	1
SEACOAST PATHOLOGY PROFESSIONAL ASSOC		1			1
ALIMETRIX INC		1			1
STONECREST MEDICAL CENTER		1			1
CVS KS4521POCT SHAWNEE		1			1

COVID-19: testing by laboratory

Data through Jan 17, 2021 verified as of Jan 18, 2021 at 09:25 AM

Data in this report are provisional and subject to change.

The numbers in the table below represent the number of Florida and non-Florida residents for whom test results were received by the Department of Health. A person can be tested by more than one laboratory and can have both positive and negative results. **Therefore, the sum of the numbers in each column will be larger than the total number of people tested.**

Reporting lab	Inconclusive	Negative	Positive	Percent positive	Total
NORTHERN KENTUCKY HEALTH DEPARTMENT			1	100%	1
Peninsula Nursing and Rehabilitation Center		1			1
POPLAR HEALTHCARE			1	100%	1
MEMORIAL HERMANN MEDICAL GROUP-ATASCOCITA PEDS			1	100%	1
WINTER GARDEN CHILDREN'S HEALTH CENTERS			1	100%	1
ADVANCED INDIVIDUALIZED MEDICINE OF NAPLES			1	100%	1
UABC			1	100%	1
INTERNAL MEDICINE GROUP OF CENTRAL FLORIDA			1	100%	1
MEMORIAL HOSPITAL MIRAMAR WAIVED TESTING			1	100%	1
Acts Manor House		1			1
SV MOBILE HEALTH			1	100%	1
Gulf Coast health and Rehabilitation, LLC		1			1
LAS PALMAS MEDICAL CENTER			1	100%	1
MINUTECLINIC DIAGNOSTIC OF KENTUCKY		1			1
ST VINCENTS AMBULATORY CARE INC			1	100%	1
HARDIN HEALTH INC		1			1
CANDLER HOSPITAL			1	100%	1
Kroger 647 - The Little Clinic Newnan Crossings			1	100%	1
NORTH MIAMI BEACH SURGICAL CENTER			1	100%	1
CHILDREN'S MEDICAL CENTER-EAST ORLANDO			1	100%	1
EH FARGO HOSPITAL LABORATORY			1	100%	1
CVS NC3319POCT CHARLOTTE		1			1
MEDEXPRESS URGENT CARE - SOMERSET TOWNSHIP		1			1
ADVANCE CARDIOVASCULAR IMAGING, INC			1	100%	1
JOHN D. ARCHBOLD MEMORIAL HOSPITAL			1	100%	1
BROOKSVILLE REGIONAL HOSPITAL			1	100%	1
Kroger 909 - The Little Clinic Hamilton			1	100%	1
HATLEY HEALTH CARE, INC		1			1
MINUTE CLINIC LLC #10203		1			1
MEDEXPRESS URGENT CARE - FORT SMITH		1			1
LEHIGH REGIONAL WOUND CENTER			1	100%	1
ER NEAR ME HULEN		1			1
CONNECTICUT PEDIATRICS @ CHC		1			1
CVS NV9586POCT RENO		1			1
CQUENTIA NGS, LLC			1	100%	1
FAITH FAMILY PRACTICE			1	100%	1
ST JOHNS PEDIATRICS PA		1			1
Arch Plaza Nursing and Rehabilitation Center			1	100%	1
HEARTLAND OF ZEPHYRHILLS FL, LLC			1	100%	1
PATHOLOGYT & LAB MEDICINE SERVICES			1	100%	1
PALM COAST DRAW STATION/AMERICAN HEALTH ASSOCIATES		1			1
CVS NJ2815POCT E BRUNSWICK		1			1
THE HEART HOSPITAL BAYLOR PLANO			1	100%	1
BELLMORE PEDIATRICS		1			1
BROOKDALE VERO BEACH SOUTH AL		1			1
RIVERSIDE COUNTY PUBLIC HEALTH LABORATORY			1	100%	1

COVID-19: testing by laboratory

Data through Jan 17, 2021 verified as of Jan 18, 2021 at 09:25 AM

Data in this report are provisional and subject to change.

The numbers in the table below represent the number of Florida and non-Florida residents for whom test results were received by the Department of Health. A person can be tested by more than one laboratory and can have both positive and negative results. **Therefore, the sum of the numbers in each column will be larger than the total number of people tested.**

Reporting lab	Inconclusive	Negative	Positive	Percent positive	Total
CHATEAU MADELEINE - SENIOR LIVING & MEMORY CARE			1	100%	1
WESTON COUNTY HEALTH SERVICES			1	100%	1
MINNESOTA DEPARTMENT OF HEALTH LABORATORY			1	100%	1
MIAMI CEREBRAL PALSY RESIDENTIAL			1	100%	1
VA OPTOMETRY CLINIC			1	100%	1
UNIVERSITY URGENT CARE			1	100%	1
IZ MEDICAL		1			1
CARENOW URGENT CARE - SPRING			1	100%	1
EXPRESS LAB LIVINGSTON			1	100%	1
CARDIAC AND VASCULAR CONSULTANTS MD PA		1			1
CORPORATION OF AMERICA		1			1
WARE EXPRESS CARE			1	100%	1
SEWALLS POINT PHARMACY INC			1	100%	1
LABONE		1			1
LAKEVIEW HEALTH CARE SYSTEM LLC			1	100%	1
HEARTLAND REGIONAL MEDICAL CENTER		1			1
HUNTSVILLE HOSPITAL			1	100%	1
HALIFAX FAMILY HEALTH CENTER			1	100%	1
NORTH FLORIDA FAMILY MEDICINE			1	100%	1
DESERT HOSPITAL/CPHU CLINICAL LABORATORY			1	100%	1
HOME AIDE SVC OF EASTERN NY INC D/B/A		1			1
CVS MO4850POCT SPRINGFIELD		1			1
HEALGEN SCIENTIFIC			1	100%	1
CARENOW LAKE WORTH			1	100%	1
OPTIMAL MEDICINE INC		1			1
Diversicare of Smyrna		1			1
Monument Health Custer Care Center		1			1
ROBERTS WESLEYAN COLLEGE HEALTH CENTE		1			1
HAMILTON CI MAIN UNIT ANNEX/ WORK CAMP			1	100%	1
GIBSON AREA PRIMARY CARE			1	100%	1
HENRY FORD WEST BLOOMFIELD HOSPITAL			1	100%	1
ADVANCED LABORATORY SERVICES			1	100%	1
VISTA DEL SOL MED ASSOC		1			1
HUMILITY OF MARY HEALTH PARTNERS			1	100%	1
BAYSHORE POINTE NURSING AND REHAB CENTER			1	100%	1
Bivins Pointe			1	100%	1
University Plaza Rehabilitation and Nursing			1	100%	1
MEDEXPRESS URGENT CARE - SPRINGFIELD, COOLEY ST		1			1
WELLNOW URGENT CARE-OSWEGO			1	100%	1
PREMIER PEDIATRICS			1	100%	1
Southwest Louisiana Veterans Home			1	100%	1
HERNANDO CHILDREN'S			1	100%	1
BAYMEADOWS PEDIATRIC CARE		1			1
ABSOLUTE HEALTH INTERNAL MEDICINE AND PEDIATRICS		1			1
UNIVERSITY OF MIAMI MILLER SCHOOL			1	100%	1
ARIZONA STATE LABORATORY			1	100%	1

COVID-19: testing by laboratory

Data through Jan 17, 2021 verified as of Jan 18, 2021 at 09:25 AM

Data in this report are provisional and subject to change.

The numbers in the table below represent the number of Florida and non-Florida residents for whom test results were received by the Department of Health. A person can be tested by more than one laboratory and can have both positive and negative results. **Therefore, the sum of the numbers in each column will be larger than the total number of people tested.**

Reporting lab	Inconclusive	Negative	Positive	Percent positive	Total
CVS SC5479POCT INDIAN LAND		1			1
ANY LAB TEST FAST CORP			1	100%	1
HENRY FORD HOSPITAL			1	100%	1
BREVARD FAMILY WALK IN CLINIC			1	100%	1
SOUTHERN HILLS MEDICAL CENTER			1	100%	1
SHANNON CLARK OD, PA			1	100%	1
FREEPORT ER DOX URGENT CARE		1			1
Lemont Nursing and Rehab Center			1	100%	1
ROSE HAVEN NURSING CENTER		1			1
Livingston County Center for Nursing and Rehabilitation		1			1
MEDEXPRESS URGENT CARE - TOPEKA, SW WANAMAKER RD		1			1
Good Samaritan Society - Albion		1			1
Summit Medical Group Morristown Oncology		1			1
DILELLA			1	100%	1
FLORIDA MEDICAL CLINIC PA GI			1	100%	1
VA ST LOUIS HEALTH CARE SYSTEM			1	100%	1
POETS WALK SARASOTA			1	100%	1
MOUNT SINAI AVENTURA DIAGNOSTIC CENTER			1	100%	1
LIFE CARE CENTER OF GWINNETT		1			1
PUTNAM CO HOSPITAL-D/B/A ASBURY TOWERS		1			1
WESLEY MEDICAL CENTER			1	100%	1
Kroger 522 - The Little Clinic Gahanna		1			1
FLORIDA KEYS PED AND ADOLES CTR			1	100%	1
FLORIDA MEDICAL CENTER			1	100%	1
El Paso Health Care Center			1	100%	1
BAPTIST HOSPITAL NURSING/PATIENT CARE			1	100%	1
CARENOW-MONTGOMERY			1	100%	1
Kroger 635 - The Little Clinic Dacula		1			1
CVS TX3292POCT WYLIE		1			1
PALM SPRINGS GENERAL HOSPITAL			1	100%	1
PALMETTO PRIMARY CARE PHYSICIANS			1	100%	1
WINDSOR WOODS REHAB & HEALTHCARE CTR			1	100%	1
MEDICAL CITY DENTON			1	100%	1
GATEWAY FAMILY HEALTH CLINIC			1	100%	1
SACRED HEART MEDICAL CENTER			1	100%	1
ROCKLEDGE HEALTH & REHABILITATION CENTER			1	100%	1
COVE AT THE MARBELLA,THE			1	100%	1
BRENTWOOD AT FORE RANCH			1	100%	1
Kroger 096 - The Little Clinic Orchard and Holly		1			1
FAMILY MEDICAL CENTERS			1	100%	1
WESTCOAST FAMILY PRACTICE		1			1
EDGAR PRICE FAMILY & CHILDREN HEALTHCARE CENTER			1	100%	1
2504-HOMEWOOD		1			1
PENNY PEDIATRICS		1			1
PM PEDIATRICS OF BAYSIDE, PLLC - RIVE		1			1
NEW HORIZON PRIMARY CARE LLC			1	100%	1

COVID-19: testing by laboratory

Data through Jan 17, 2021 verified as of Jan 18, 2021 at 09:25 AM

Data in this report are provisional and subject to change.

The numbers in the table below represent the number of Florida and non-Florida residents for whom test results were received by the Department of Health. A person can be tested by more than one laboratory and can have both positive and negative results. **Therefore, the sum of the numbers in each column will be larger than the total number of people tested.**

Reporting lab	Inconclusive	Negative	Positive	Percent positive	Total
MED CHOICE CENTER OF NORTH MIAMI			1	100%	1
CVS MINUTE CLINIC DIAGNOSTIC MED GRP OF CAL		1			1
Parkview Care Center			1	100%	1
NEW YORK PSYCHIATRIC INSTITUTE		1			1
PALM BEACH DIABETES & ENDOCRINE SPECIALISTS PA			1	100%	1
NEMOURS CHILDREN'S URGEN CARE			1	100%	1
CELEBRATION FAMILY PHYSICIANS LLC			1	100%	1
Carington Park			1	100%	1
METRO HEALTH HOSPITAL LABORATORY		1			1
CVS TN2179POCT MURFREESBORO		1			1
COLONIAL VILLA GOOD SAMARITAN CENTER		1			1
AUTUMN HOUSE			1	100%	1
NORTH OKALOOSA CLINIC CORP		1			1
WALGREENS #10308		1			1
WESTEX URGENT CARE, PLLC			1	100%	1
HARDIN MEMORIAL HOSPITAL - HEARTLAND PATHOLOGY CONSULTANTS			1	100%	1
MEDEXPRESS URGENT CARE - LAWRENCE		1			1
PHYSICIANS PRIMARY CARE LEHIGH PEDS			1	100%	1
ASSOCIATES MD MEDICAL GROUP INC			1	100%	1
EXCEPTIONAL EMERGENCY CENTER			1	100%	1
HIBISCUS COURT			1	100%	1
ORLANDO HEALTH PHYSICIAN GROUP INC			1	100%	1
HAWKEYE CARE CENTER DUBUQUE		1			1
ST LUKES SURGICAL AT THE VILLAGES INC			1	100%	1
UNIVERSITY OF SOUTH FLORIDA			1	100%	1
ULTIMATE ANALYSIS LABORATORY			1	100%	1
FLORIDA HEART AND VASCULAR MULTISPECIALTY GROUP PA			1	100%	1
ORMOND MEDICAL ARTS FAMILY PRACTICE PL			1	100%	1
FLORIDA HOSPITAL TRANSPLANT CENTER		1			1
UNIVERSITY OF VERMONT MEDICAL CENTER			1	100%	1
EASTSIDE MEDICAL CLINIC		1			1
ALBANY MEDICAL CENTER			1	100%	1
CENTRAL CAROLINA HOSPITAL			1	100%	1
NEW YORK UNIVERSITY MEDICAL CENTER			1	100%	1
Miller Health Care Center			1	100%	1
CORDOVA FAMILY PRACTICE			1	100%	1
UF KANAPAHA LAB BEAKER		1			1
Sherwood Oaks Health Center			1	100%	1
Kroger 596 - The Little Clinic Brentwood		1			1
RENOWN REGIONAL MEDICAL CENTER			1	100%	1
NORTH CAROLINA STATE LABORATORY OF PUBLIC HEALTH, SPECTRUM LAB NETWORK			1	100%	1
CLEVELAND CLINIC OUTPATIENT LABORATORY			1	100%	1
MONMOUTH MEDICALC ENTER		1			1
Moab Regional Hospital			1	100%	1
GOSHEN HOSPITAL			1	100%	1
MINUTECLINIC LLC (2335)		1			1

COVID-19: testing by laboratory

Data through Jan 17, 2021 verified as of Jan 18, 2021 at 09:25 AM

Data in this report are provisional and subject to change.

The numbers in the table below represent the number of Florida and non-Florida residents for whom test results were received by the Department of Health. A person can be tested by more than one laboratory and can have both positive and negative results. **Therefore, the sum of the numbers in each column will be larger than the total number of people tested.**

Reporting lab	Inconclusive	Negative	Positive	Percent positive	Total
Bethel Lutheran Nursing & Rehabilitation Center		1			1
SANITAS RESEARCH LLC			1	100%	1
STARLING AT SAN JOSE			1	100%	1
MID-FLORIDA PATHOLOGY LLC - MOBILE UNIT # 3			1	100%	1
Courtenay Springs Village			1	100%	1
FLAGLER CARE CENTER			1	100%	1
MINUTE CLINIC DIAGNOSTIC OF TN PC #64		1			1
WINTER PARK MEMORIAL HOSPITAL LABORATORY		1			1
HORIZON MEDICAL CENTER			1	100%	1
ODYSSEY HEALTH CARE OF MARION COUNTY LLC		1			1
TANGLEWOOD MANOR		1			1
DR JAMES D FORBES FAMILY CARE CENTER			1	100%	1
REFERENCE LABORATORY			1	100%	1
QUALITY CLINICAL LAB LLC			1	100%	1
FAYETTE MEDICAL CENTER LAB		1			1
CENTRAL TX MEDICAL CENTER - LAB			1	100%	1
DOCTORS AFTER HOURS URGENT CARE CENTER			1	100%	1
CVS KY4779POCT LOUISVILLE		1			1
HOLLAND COMMUNITY HOSPITAL		1			1
Memorial Health Care Center			1	100%	1
UNLIMITED MEDICAL SERVICES OF FL PL DBA		1			1
PHYSICIANS PREMIER			1	100%	1
LIMA MEMORIAL HOSPITAL			1	100%	1
CURA LABORATORY SERVICES			1	100%	1
JOHNSON & JOHNSON VISION CARE-VISTAKON			1	100%	1
LIFELINK TRANSPLANT INSTITUTE LAB			1	100%	1
FLORIDA CLINICAL RESEARCH CENTER, LLC			1	100%	1
BOLLES SCHOOL, THE			1	100%	1
CHOTA COMMUNITY HEALTH SERVICES		1			1
Imperial Healthcare Centre			1	100%	1
HEALTH EXPRESS		1			1
HERNANDO COUNTY HEALTH DEPT			1	100%	1
CVS NC7213POCT MATTHEWS		1			1
Autumn Care of Suffolk		1			1
STEPHENS COUNTY HOSPITAL			1	100%	1
EXCEL URGENT CARE OF NJ			1	100%	1
KIDSVILLE PEDIATRICS IV PA		1			1
CLEVELAND CLINIC OHIO LABORATORIES			1	100%	1
LRGHEALTHCARE		1			1
NDX-CORE LAB			1	100%	1
CONWAY - SHERWOOD URGENT CARE			1	100%	1
HEALTH CARE SERVICES LC			1	100%	1
OLEAN GENERAL HOSPITAL		1			1
Manor Care Health Services- Wilmington			1	100%	1
FLORIDA HEALTH CARE MEDICAL GROUP		1			1
ORLANDO PHYSICIAN NETWORK		1			1

COVID-19: testing by laboratory

Data through Jan 17, 2021 verified as of Jan 18, 2021 at 09:25 AM

Data in this report are provisional and subject to change.

The numbers in the table below represent the number of Florida and non-Florida residents for whom test results were received by the Department of Health. A person can be tested by more than one laboratory and can have both positive and negative results. **Therefore, the sum of the numbers in each column will be larger than the total number of people tested.**

Reporting lab	Inconclusive	Negative	Positive	Percent positive	Total
SHAH			1	100%	1
MINUTECLINIC DIAGNOSTIC OF WISCONSIN, LLC		1			1
Dulles Health and Rehab Center		1			1
LEXINGTON HOSPITAL CORPORATION			1	100%	1
MEDEXPRESS URGENT CARE - HADLEY		1			1
NAVARRO MEDICAL CENTERS LLC			1	100%	1
Central Park Healthcare & Rehabilitation Center		1			1
SONNI'S PEDIATRICS			1	100%	1
CTMD MEDICAL CENTER, PA			1	100%	1
DOCTORS CARE - GREER		1			1
MID FLORIDA BIOLOGICALS			1	100%	1
ALPHA 1 ANTITRYPSIN RESEARCH PROGRAM			1	100%	1
NATION'S BEST CARE HOME HEALTH			1	100%	1
CELEBRATION HOSPITAL			1	100%	1
VALLEY HOSPITAL MEDICAL CENTER		1			1
MEMORIALCARE LONG BEACH MEDICAL CENTER			1	100%	1
FAMILY MEDICAL CENTRE			1	100%	1
UT HEALTH RIO GRANDE VALLEY PRIMARY CARE AT			1	100%	1
AURORA HEALTH CARE METRO INC			1	100%	1
SUMMIT LABORATORY			1	100%	1
441 URGENT CARE CENTER - BROWNWOOD			1	100%	1
IMMERSION RESIDENTIAL LLC			1	100%	1
Community Compassion Center of Batesville			1	100%	1
SANFORD LABORATORIES WATERTOWN			1	100%	1
BROOKSHIRE, THE			1	100%	1
Kroger 524 - The Little Clinic Iron Bridge Road		1			1
Kroger 379 - The Little Clinic Stony Brook		1			1
Lynwood		1			1
Crowne Place Assisted Living		1			1
MAURY REGIONAL MEDICAL CENTER		1			1
Falmouth By The Sea			1	100%	1
MEDEXPRESS URGENT CARE-MEADVILLE			1	100%	1
NEW SMYRNA BEACH AMBULATORY CARE CTR			1	100%	1
KAISER PERMANENTE REGIONAL REFERENCE LABORATORY		1			1
JOSEPH SCHENKER MD PC		1			1
UMASS MEMORIAL MEDICAL CENTER, INC		1			1
Avera Sr. James Care Center		1			1
Northern Nevada State Veterans Home		1			1
ST.ELIZABETH HEALTH CENTER	1				1
LEGACY AT HIGHWOODS PRESERVE		1			1
CVS SC4286POCT EASLEY		1			1
WEST COAST CLINICAL LABS INC			1	100%	1
OCALA REGIONAL DIALYSIS- NORTH			1	100%	1
CAREWELL URGENT CARE FITCHBURG			1	100%	1
CFCH - FROSTPROOF			1	100%	1
AUGUSTA HEALTH CLINICAL LABORATORY			1	100%	1

COVID-19: testing by laboratory

Data through Jan 17, 2021 verified as of Jan 18, 2021 at 09:25 AM

Data in this report are provisional and subject to change.

The numbers in the table below represent the number of Florida and non-Florida residents for whom test results were received by the Department of Health. A person can be tested by more than one laboratory and can have both positive and negative results. **Therefore, the sum of the numbers in each column will be larger than the total number of people tested.**

Reporting lab	Inconclusive	Negative	Positive	Percent positive	Total
HOUSTON DEPARTMENT OF HEALTH AND HUMAN SERVICES			1	100%	1
CHESAPEAKE REGIONAL MEDICAL CENTER			1	100%	1
NEW ERA COMMUNITY HEALTH CENTER LLC		1			1
ASPIRUS WAUSAU HOSPITAL			1	100%	1
EVENTIDE LUTHERAN HOME		1			1
LAURELLWOOD NURSING CENTER		1			1
SYNERGENE LABORATORY			1	100%	1
ENCOMPASS HEALTH REHABILITATION			1	100%	1
ST VINCENT'S AMBULATORY CARE INC			1	100%	1
BHS PHYSICIAN NETWORK			1	100%	1
HCL LABORATORIES			1	100%	1
CRUSADER COMMUNITY HEALTH			1	100%	1
MEMORIAL HERMANN HOSPITAL			1	100%	1
SWIFTCARE URGENT CARE, PLLC			1	100%	1
ARTHREX MEDICAL CENTER EAST			1	100%	1
QUEST DIAGNOSTICS CLINICAL LABORATORIES INC		1			1
ORCHID TERRACE		1			1
CEPERO PEDIATRICS PA			1	100%	1
CIRRUS DX			1	100%	1
Kroger 390 - The Little Clinic North College Hill		1			1
FLAGLER COUNTY BOARD OF COUNTY COMMISSIONERS			1	100%	1
PANCARE HEALTH - FRANKLIN CO			1	100%	1
LEXINGTON PLACE SENIOR LIVING COMMUNITY		1			1
VISTA LAKE ASSISTED LIVING			1	100%	1
WY RETIREMENT CENTER		1			1
Jersey City Medical Center		1			1
CLINICAL CARE, INC			1	100%	1
BRIAN C GRINER MD LLC			1	100%	1
SOUTH BEND MEDICAL FOUNDATION			1	100%	1
CULVER CITY URGENT CARE			1	100%	1
PRIMARY CARE GROUP LLC		1			1
Cornerstone at the Ranch		1			1
FAMILY MEDICAL CLINIC KENDALL LLC			1	100%	1
MIAMI-DADE COUNTY HEALTH DEPT.		1			1
FREDERICK AVENUE GROUP HOME		1			1
Kroger 407 - The Little Clinic Lexington		1			1
PALMS OF FT MYERS,THE			1	100%	1
TREASURE COAST MEDICAL CONCIERGE LLC			1	100%	1
LITTLE COMPANY OF MARY HOSPITAL			1	100%	1
ST. MICHAEL'S ELITE HOSPITAL			1	100%	1
PRACTITIONERS IN MOTION			1	100%	1
CVS NV5942POCT LAS VEGAS		1			1
AMERICAN LAB LLC		1			1
UNIVERSITY OF MARYLAND PATHOLOGY ASSOCIATES			1	100%	1
JACKSON MADISON CO. GEN. HOSPITAL			1	100%	1
RIDGE OPTUM FLORIDA			1	100%	1

COVID-19: testing by laboratory

Data through Jan 17, 2021 verified as of Jan 18, 2021 at 09:25 AM

Data in this report are provisional and subject to change.

The numbers in the table below represent the number of Florida and non-Florida residents for whom test results were received by the Department of Health. A person can be tested by more than one laboratory and can have both positive and negative results. **Therefore, the sum of the numbers in each column will be larger than the total number of people tested.**

Reporting lab	Inconclusive	Negative	Positive	Percent positive	Total
Remarkable Healthcare Dallas			1	100%	1
Fairview			1	100%	1
MEDICAL LIFE-INC GUIDEWELL EMERGENCY MEDICINE			1	100%	1
HNL LAB MEDICINE		1			1
MINUTECLINIC DIAGNOSTIC OF OHIO #6139		1			1
OAKWOOD HOSPITAL - SOUTHSORE			1	100%	1
BAPTIST HOSPITAL EAST			1	100%	1
BORINQUEN HEALTH CENTER			1	100%	1
HUNEYCUTT FAMILY PRACTICE			1	100%	1
LUMICO LIFE INSURANCE COMPANY		1			1
SURGERY CENTER, THE			1	100%	1
LIFEGUARD AMBULANCE SERVICE LLC - BAY COUNTY			1	100%	1
FLORHAM PARK ENDOSCOPY CENTER		1			1
Caldwell Care		1			1
SANFORD PEDIATRIC ASSOCIATES, PA			1	100%	1
METROPOLITAN			1	100%	1
GREENTREE MEDICAL CENTER			1	100%	1
JAX FAMILY CARE		1			1
LITTLE FALLS HOSPITAL LABORATORY		1			1
SUN CLINICAL LABORATORIES			1	100%	1
BEAUMONT HOSPITAL			1	100%	1
PHYSICIANS IMMEDIATE CARE			1	100%	1
MINUTE CLINIC DIAGNOSTICS OF IN, LLC #6252		1			1
GOLDING-GRANADO MEDICAL ASSOCIATES		1			1
Manorcare Health Services West Reading North		1			1
SMITH			1	100%	1
FLORIDA EPIDEMIOLOGY PROGRAM			1	100%	1
UNIVERSITY OF TEXAS AT EL PASO, THE			1	100%	1
SONORAN DESERT PATHOLOGY			1	100%	1
SKYRIDGE CLINICAL ASSOCIATES		1			1
BATESVILLE - SHERWOOD URGENT CARE			1	100%	1
NONA MEDICAL ARTS		1			1
Seal Rock Healthcare		1			1
Cortland Acres Association		1			1
HEALTHCARE ASSOCIATES OF IRVING, LLP			1	100%	1
VA OUTPATIENT PHARMACY			1	100%	1
QUEST INC			1	100%	1
Kroger 682 - The Little Clinic New Holland Market			1	100%	1
SAINT JOSEPH'S HOSPITAL AND MEDICAL CENTER		1			1
CLARE BRIDGE OF CAPE CORAL		1			1
CHILDREN'S MEMORIAL HOSPITAL			1	100%	1
GEORGE WASHINGTON UNIVERSITY HOSPITAL			1	100%	1
BROOKDALE PALM BEACH GARDENS			1	100%	1
NASSAU COUNTY HEALTH DEPARTMENT		1			1
PINELLAS CHD - CLEARWATER			1	100%	1
MINUTE CLINIC LLC #6765		1			1

COVID-19: testing by laboratory

Data through Jan 17, 2021 verified as of Jan 18, 2021 at 09:25 AM

Data in this report are provisional and subject to change.

The numbers in the table below represent the number of Florida and non-Florida residents for whom test results were received by the Department of Health. A person can be tested by more than one laboratory and can have both positive and negative results. **Therefore, the sum of the numbers in each column will be larger than the total number of people tested.**

Reporting lab	Inconclusive	Negative	Positive	Percent positive	Total
PROGRESS PHARMACY INC			1	100%	1
ORDRS, INC.			1	100%	1
MARTIN HEALTH PHYSICIAN GROUP			1	100%	1
BLUETAIL MEDICAL GROUP, LLC			1	100%	1
BRANDON OUTREACH CLINIC			1	100%	1
CVS IL2297652CV CHICAGO		1			1
Maple Lane Nursing Home		1			1
VIVEX/UMTB BIOMEDICAL			1	100%	1
MC DIAGNOSTIC OF CONNECTICUT, PC #114		1			1
OAKMONT WEST- GREENVILLE SC		1			1
PEDRO L ORTEGA MD PA			1	100%	1
Harris Hill Nursing Facility		1			1
Winter Park Care and Rehab			1	100%	1
CAREFIRST URGENT CARE - BEECHMONT			1	100%	1
CITRUS HEALTH NETWORK INC			1	100%	1
PENINSULA REGIONAL MED CTR LAB			1	100%	1
Fairhaven Retirement Community		1			1
MEDICAL ASSOCIATES OF THE SHOALS		1			1
Kroger 339 - The Little Clinic Highlands - Bardstown Road		1			1
Garden View Care Center at Dougherty Ferry		1			1
WINDSOR MANOR			1	100%	1
THE LITTLE CLINIC LLC			1	100%	1
IMMY LABS			1	100%	1
SAINT BARNABAS MEDICAL CENTER		1			1
MINUTECLINIC DIAGNOSTIC OF NH, LLC (CL		1			1
MINUTECLINIC MINUTECLINIC #3665		1			1
LAKE PEDIATRICS			1	100%	1
Village on the Green			1	100%	1
MARYLAND DEPARTMENT OF HEALTH AND MENTAL HYGIENE			1	100%	1
MEDEXPRESS URGENT CARE - BENTON		1			1
BAYOU URGENT CARE			1	100%	1
PALM BEACH DIABETES AND ENDOCRINE SPECIALISTS, PA			1	100%	1
HAMILTON CHD		1			1
DEVLIN MANOR NURSING AND REHABILITATION		1			1
HELGEMO & LIOU PEDIATRICS			1	100%	1
BIOLOGICAL AND CHEMICAL EMERGENCIES LABORATORY			1	100%	1
C V S / PHARMACY #833		1			1
Oregon Veterans Home The Dalles		1			1
MC DIAGNOSTIC OF CONNECTICUT, PC #252			1	100%	1
LOUISIANA STATE LAB			1	100%	1
FLORIDA FAMILY LABORATORY		1			1
BIODORON LABORATORIES			1	100%	1
ALLEGHENY GENERAL HOSPITAL			1	100%	1
CAREWELL 203			1	100%	1
RIDGEFIELD PEDIATRIC ASSOCIATES		1			1
SPARTANBURG REGIONAL MEDICAL CENTER			1	100%	1

COVID-19: testing by laboratory

Data through Jan 17, 2021 verified as of Jan 18, 2021 at 09:25 AM

Data in this report are provisional and subject to change.

The numbers in the table below represent the number of Florida and non-Florida residents for whom test results were received by the Department of Health. A person can be tested by more than one laboratory and can have both positive and negative results. **Therefore, the sum of the numbers in each column will be larger than the total number of people tested.**

Reporting lab	Inconclusive	Negative	Positive	Percent positive	Total
LADY OF THE SEA HOSPITAL LAB			1	100%	1
MINUTECLINIC DIAG OF IND, LLC #6697		1			1
NEW RIVER HEALTH DISTRICT			1	100%	1
UCH LAB			1	100%	1
TENNOVA HEALTHCARE - CLEVELAND			1	100%	1
Kroger 687 - The Little Clinic Sugar Hill			1	100%	1
SAINT JOSEPHS HOSPITAL OF ATLANTA			1	100%	1
OUCH URGENT CARE			1	100%	1
LANTANA HC LAB			1	100%	1
ADVENTHEALTH MEDICAL GROUP UROLOGY AT EAST ORLANDO		1			1
HALEYVILLE HEALTH CARE CENTER		1			1
Mayfair Village Nursing Care Center		1			1
CVS CT718POCT ANSONIA		1			1
PROSPECT URGENT CARE			1	100%	1
BAYLOR SCOTT & WHITE ALL SAINTS MEDICAL CENTER FT			1	100%	1
NATIONAL INSTITUTES OF HEALTH CLINICAL CENTER			1	100%	1
HARTFORD HEALTH CARE & REHABILITATION			1	100%	1
San Antonio Residence and Rehabilitation Center		1			1
ARCADIA DIALYSIS CENTER			1	100%	1
Kroger 125 - The Little Clinic Castle Rock		1			1
Juniper Village at Bucks County		1			1
FALKVILLE HEALTHCARE		1			1
Kroger 777 - The Little Clinic Shelbyville		1			1
MEDICAL PAVILION CLINIC			1	100%	1
KIDS CARE PEDIATRICS PA			1	100%	1
PEDIATRIC URGENT CARE CENTR OF FORT WORTH-LA GRAN			1	100%	1
NEW YORK CITY DEPARTMENT OF HEALTH			1	100%	1
CARTERSVILLE MEDICAL CENTER			1	100%	1
MOUNT SINAI MEDICAL CENTER OF FLORIDA, INC			1	100%	1
Rio Grande City Nursing and Rehab Center			1	100%	1
MEDEXPRESS URGENT CARE - ROSS TOWNSHIP		1			1
Kroger 353 - The Little Clinic Harpers Point		1			1
CVS OH5457POCT POWELL		1			1
CITRONELLE HEALTH AND REHABILITATION CENTER		1			1
EAST TENNESSEE STATE UNIVERSITY		1			1
ADVENTHEALTH PHYSICIAN GROUP - APPLEWOOD			1	100%	1
CVS IL7017POCT BLOOMINGTON		1			1
OHIOHEALTH URGENT CARE			1	100%	1
MEDEXPRESS URGENT CARE - MARTINSVILLE		1			1
WEST VIRGINIA UNIVERSITY HOSPITALS			1	100%	1
MEDEXPRESS URGENT CARE, MOSSIDE		1			1
777 URGENT CARE			1	100%	1
RCP OF MEMORIAL WEST			1	100%	1
EVEXIA DIAGNOSTICS			1	100%	1
FAIRFIELD MEDICAL CENTER			1	100%	1
OMAHA VA MEDICAL CENTER			1	100%	1

COVID-19: testing by laboratory

Data through Jan 17, 2021 verified as of Jan 18, 2021 at 09:25 AM

Data in this report are provisional and subject to change.

The numbers in the table below represent the number of Florida and non-Florida residents for whom test results were received by the Department of Health. A person can be tested by more than one laboratory and can have both positive and negative results. **Therefore, the sum of the numbers in each column will be larger than the total number of people tested.**

Reporting lab	Inconclusive	Negative	Positive	Percent positive	Total
ST JOHNS MEDICAL CENTER		1			1
TEXAS HEALTH ARLINGTON MEMORIAL		1			1
MEDCARE QUALITY MEDICAL CENTER LLC			1	100%	1
PUBLIX PHARMACY #1114			1	100%	1
KANA MEDICAL			1	100%	1
TMH PHYSICIAN PARTNERS QUINCY			1	100%	1
WHEATON FRANCISCAN LABORATORY			1	100%	1
DOCTOR'S IN-HOUSE LAB/COMMUNITY HEALTH CENTERS OF PINELLAS - JOHNNIE R			1	100%	1
SEATTLE-KING COUNTY			1	100%	1
BAYFRONT CARDIOVASCULAR ASSOCIATES			1	100%	1
MEDEXPRESS URGENT CARE - WICHITA, N MAIZE RD		1			1
CVS MINUTE CLINIC #5836		1			1
MEMORIAL HOSPITAL LOS BANOS			1	100%	1
PM PEDIATRICS OF SELDEN, PLLC		1			1
CONSOLIDATED			1	100%	1
COLLINS NURSING HOME		1			1
PHYSICIAN ASSOCIATES, LLC			1	100%	1
GENESIS HEALTH SYSTEM			1	100%	1
HAWAII DEPARTMENT OF HEALTH LAB			1	100%	1
CAROMONT HEALTH			1	100%	1
IVAN, MAYA			1	100%	1
MIAMI CHILDRENS HOSPITAL MIDTOWN OUTPATIENT CENTER			1	100%	1
Lenbrook		1			1
Good Samaritan Society-Atkinson		1			1
Crisp Regional Nursing and Rehab Center		1			1
SARHA DOCTORS CENTER			1	100%	1
LIFE CARE CENTER OF HILTON HEAD		1			1
EVANS FAMILY CARE PA			1	100%	1
FAMILY PRACTICE OF CENTRAL FLORIDA PA			1	100%	1
URGENT DOC -NACOGODOCHES CLINIC			1	100%	1
SOUTH FLORIDA URGENT CARE CENTERS, LLC			1	100%	1
CFHC - FROSTPROOF			1	100%	1
COLONIAL MEDICAL CENTER-EAST ORLANDO			1	100%	1
JACKSONVILLE STATEFL			1	100%	1
Walgreens #12427			1	100%	1
Masonic Medical Research Institute			1	100%	1
WORKFORCE HEALTH DEPARTMENT			1	100%	1
CARING PROFESSIONAL HEALTH CARE LLC		1			1
PROGRESSIVE MEDICAL RESEARCH			1	100%	1
PALM BEACH COUNTY HEALTH DEPT.			1	100%	1
GRACE WELLNESS CENTER LLC			1	100%	1
MINUTECLINIC DIAGNOSTIC OF NEW MEXICO LLC #7552		1			1
JPS HEALTH CENTER AT TRUE WORTH PLACE			1	100%	1
TIMPANOGOS REGIONAL HOSPITAL			1	100%	1
COMMUNITY MEDICAL CENTER-ORANGE CITY		1			1
TWELVE OAKS RECOVERY CENTER			1	100%	1

COVID-19: testing by laboratory

Data through Jan 17, 2021 verified as of Jan 18, 2021 at 09:25 AM

Data in this report are provisional and subject to change.

The numbers in the table below represent the number of Florida and non-Florida residents for whom test results were received by the Department of Health. A person can be tested by more than one laboratory and can have both positive and negative results. **Therefore, the sum of the numbers in each column will be larger than the total number of people tested.**

Reporting lab	Inconclusive	Negative	Positive	Percent positive	Total
STANDIFER PLACE		1			1
OCALA RKC EAST HEMO #1			1	100%	1
GENESIS MICROBIOLOGY LAB		1			1
SILVERMAN			1	100%	1
EASTMAN HEALTHCARE & REHAB		1			1
CROSSROADS URGENT CARE PLLC		1			1
Manor Care of Dallastown d/b/a ManorCare Health Services - Dallastown		1			1
LAKE COMMUNITY ACTION AGENCY		1			1
CVS NC7588POCT ASHEVILLE		1			1
LOGAN COUNTY HOSPITAL			1	100%	1
HENRICO DOCTOR'S LABORATORY			1	100%	1
OAKMONTE VILLAGE OF DAVIE			1	100%	1
FIVE STAR PREMIER RESIDENCES OF POMPANO BEACH			1	100%	1
MEDAC AT PORTERS NECK			1	100%	1
RCA LABORATORY SERVICES LLC			1	100%	1
DUKE UNIVERSITY POINT OF CARE TESTING PROGRAM			1	100%	1
PHYSICIANS URGENT CARE			1	100%	1
VANAJA SUREDDI MD PA			1	100%	1
RHODE ISLAND DEPARTMENT OF HEALTH LABORATORIES			1	100%	1
Bayou Vista Community Care Center			1	100%	1
MEDEXPRESS URGENT CARE - BECKLEY		1			1
ALLIANCE LABORATORY SERVICES			1	100%	1
MINUTECLINIC OF NEVADA-2955 S FT APACH		1			1
STUYVESANT URGENT CARE		1			1
MINUTE CLINIC DIAGNOSTIC PA			1	100%	1
GOOD SAMARITAN SOCIETY - DE SMET		1			1
HALIFAX HEALTH PRIMARY CARE			1	100%	1
INTERMOUNTAIN MEDICAL CENTER			1	100%	1
ORLANDO HEALTH MEDICAL GROUP			1	100%	1
NEMOURS CHILDREN'S PRIMARY CARE			1	100%	1
NULEASE MEDICAL SOLUTIONS			1	100%	1
TITUSVILLE REHABILITATION AND NURSING CENTER		1			1
MARQUETTE GENERAL HOSPITAL			1	100%	1
THOMAS HOSPITAL			1	100%	1
SYNEXUS CLINICAL RESEARCH US INC		1			1
WMC HEALTH GROUP OF KISSIMMEE LLC			1	100%	1
CVS OH3301POCT WOODMERE		1			1
CVS GA7064POCT STOCKBRIDGE		1			1
SANTA MONICA CA-UCLA MC			1	100%	1
COVENANT HEALTH		1			1
RAYMOND BASRI MD		1			1
CVS NV5286POCT HENDERSON		1			1
ACCESS MEDICAL GROUP OF TAMPA INC			1	100%	1
RIVERSIDE REGIONAL MED CENTER			1	100%	1
SMITH NORTHVIEW HOSPITAL LAB			1	100%	1
DORAL KIDNEY CENTER			1	100%	1

COVID-19: testing by laboratory

Data through Jan 17, 2021 verified as of Jan 18, 2021 at 09:25 AM

Data in this report are provisional and subject to change.

The numbers in the table below represent the number of Florida and non-Florida residents for whom test results were received by the Department of Health. A person can be tested by more than one laboratory and can have both positive and negative results. **Therefore, the sum of the numbers in each column will be larger than the total number of people tested.**

Reporting lab	Inconclusive	Negative	Positive	Percent positive	Total
PORTSMOUTH REG. HOSPITAL			1	100%	1
CARENOW MIDTOWN			1	100%	1
UNIVERSITY OF NORTH CAROLINA HOSPITALS			1	100%	1
FLORIDA CLINICAL LABORATORY INC DBA			1	100%	1
BAYCARE OUTREACH LAB WH SOUTH			1	100%	1
MINUTECLINIC DIAGNOSTIC OF KANSAS PA		1			1
MYCLINIC, INC			1	100%	1
BAPTIST HEALTH PRIMARY CARE AT DORAL			1	100%	1
WELLPATH			1	100%	1
Robert Wood Johnson University Hospital			1	100%	1
bishop rehabilitation and nursing center		1			1
USF PHYSICIANS GROUP			1	100%	1
BRUCE S WEST MD			1	100%	1
CHNJ		1			1
MID FLORIDA COMMUNITY SERVICES			1	100%	1
FLORIDA DEPARTMENT OF HEALTH SEMINOLE COUNTY		1			1
MINUTE CLINIC LLC #0169		1			1
DIVERSICARE OF BIG SPRINGS		1			1
ISLAND NURSING HOME			1	100%	1
CVS NC5591POCT STATESVILLE			1	100%	1
ASSISTED LIVING AT TREZEVANT		1			1
ALTA BATES SUMMIT MEDICAL CENTER CLINICAL LAB			1	100%	1
TAMPA GENERAL MEDICAL GROUP LABORATORY HEALTHPARK			1	100%	1
ST JOSEPHS HOSPITAL SOUTH HOSPITAL			1	100%	1
PRISMA HEALTH TUOMEY LABORATORY			1	100%	1
SOLARIS HEALTHCARE PLANT CITY		1			1
HEART HOSPITAL OF LAFAYETTE: EMERGENCY ROOM			1	100%	1
ROSE MEDICAL CENTER LAB			1	100%	1
HARBOR BEACH NURSING AND REHABILITATION CENTER			1	100%	1
Portsmouth Health and Rehab			1	100%	1
Kroger 627 - The Little Clinic Castleberry			1	100%	1
THEDACARE FAMILY MEDICINE GATEWAY			1	100%	1
DEPARTMENT OF HEALTH AND ENVIRONMENTAL CONTROL			1	100%	1
ESOTERIC LAB			1	100%	1
MEDICAL CITY NORTH HILLS			1	100%	1
ACCESS FAMILY CARE LLC			1	100%	1
PALMA CEIA MED GROUP-SWANN		1			1
MINUTECLINIC, LLC #1452		1			1
REELFOOT FAMILY WALK-IN CLINIC		1			1
SIMPLY HEALTHCARE AND WELLNESS CLINIC, PC			1	100%	1
HARRIS URGENT CARE CENTER			1	100%	1
GENESEE COUNTY HEALTH DEPARTMENT		1			1
BAYLOR SCOTT & WHITE MEDICAL SURGICAL CLINIC			1	100%	1
FAIRVIEW SOUTHDALE			1	100%	1
SPECIALTY DRUG TESTING			1	100%	1
CLERMONT PEDIATRICS, PA			1	100%	1

COVID-19: testing by laboratory

Data through Jan 17, 2021 verified as of Jan 18, 2021 at 09:25 AM

Data in this report are provisional and subject to change.

The numbers in the table below represent the number of Florida and non-Florida residents for whom test results were received by the Department of Health. A person can be tested by more than one laboratory and can have both positive and negative results. **Therefore, the sum of the numbers in each column will be larger than the total number of people tested.**

Reporting lab	Inconclusive	Negative	Positive	Percent positive	Total
CVS IL1773POCT TINLEY PARK		1			1
CARE CENTERS OF NASSAU, LLC - HENDRICKS RD		1			1
CARESPOT EXPRESS HEALTHCARE BOYNTON BEACH			1	100%	1
Medicalodges Neosho			1	100%	1
OCEAN MEDICAL CENTER		1			1
HIGHLAND PARK LAKEWOOD PRESTON HOLLOW			1	100%	1
TAMPA HEALTH CARE PROVIDERS PA		1			1
CVS TN7698POCT KNOXVILLE		1			1
SIGNATURE CARE COLLEGE STATION			1	100%	1
Broomall Manor		1			1
Glen Oaks Health and REhabilitation		1			1
MT CARMEL PHARMACY INC		1			1
DISCOVERY AT HOME, LLC			1	100%	1
LAKE BALDWIN			1	100%	1
WALGREENS #15291		1			1
C A R E S		1			1
MINUTECLINIC DIAG OF IND, LLC #6250		1			1
INDIANA STATE DEPARTMENT OF HEALTH CLINIC MICROBIOLOGY		1			1
MEADOWS PARK HEALTH AND REHABILITATION		1			1
CARESPOT - LEE VISTA			1	100%	1
STAMFORD HOSPITAL			1	100%	1
MEDICAL ASSOCIATES OF BREVARD LLC		1			1
VAULT MEDICAL SERVICES			1	100%	1
Good Samaritan Society Waukon		1			1
PALOMAR MEDICAL CENTER			1	100%	1
CHAMBREL AT PINECASTLE			1	100%	1
CHI ST VINCENT LITTLE ROCK DIAGNOSTIC CLINIC			1	100%	1
AFFILIATED LABORATORIES INC			1	100%	1
CHRISTIANA HOSPITAL		1			1
West Bay of Tampa Center			1	100%	1
HARBORCHASE OF VILLAGES CROSSING			1	100%	1
CHILDRENS SPECIALIST PEDIATRIC PULMMOLOGY &			1	100%	1
LAKE SUCCESS EXTENDED CARE		1			1
LAREDO EMERGENCY ROOM			1	100%	1
PENSACOLA PATHOLOGY		1			1
BIOMAT ORLANDO		1			1
MOUNT ST MARYS HOSPITAL OF NIAGARA FALLS			1	100%	1
PORT ORANGE NURSING & REHAB			1	100%	1
Senatobia Healthcare & Rehab		1			1
PARKRIDGE MEDICAL CENTER			1	100%	1
Shoreline Care Center			1	100%	1
BOND COUNTY HEALTH DEPARTMENT			1	100%	1
MEDSTAR HEALTH URGENT CARE			1	100%	1
Strasburg Care Center		1			1
Walgreens #5065		1			1
MAINE CENTER FOR DISEASE CONTROL AND PREVENTION			1	100%	1

COVID-19: testing by laboratory

Data through Jan 17, 2021 verified as of Jan 18, 2021 at 09:25 AM

Data in this report are provisional and subject to change.

The numbers in the table below represent the number of Florida and non-Florida residents for whom test results were received by the Department of Health. A person can be tested by more than one laboratory and can have both positive and negative results. **Therefore, the sum of the numbers in each column will be larger than the total number of people tested.**

Reporting lab	Inconclusive	Negative	Positive	Percent positive	Total
SOUTHWEST FLORIDA DIVISION LAB			1	100%	1
CHI ST. LUKE'S HEALTH BCM MEDICAL CENTER			1	100%	1
SCIENCE CARE			1	100%	1
ESCANDON DIAGNOSTIC CLINIC			1	100%	1
MEDEXPRESS - WILMINGTON CONCORD PIKE		1			1
SACRED HEART HEALTH SYSTEM- MIDWIFE PROGRAM			1	100%	1
NEVADA DEPARTMENT OF HEALTH AND HUMAN SERVICES			1	100%	1
DAVITA DIALYSIS-NORTH			1	100%	1
NEW YORK STATE DEPARTMENT OF HEALTH			1	100%	1
SOFTCELL L-FORM LABORATORIES, LLC			1	100%	1
Wedgewood Manor		1			1
CYPRESS CREEK DIALYSIS CTR			1	100%	1
Freedom Pointe at The Villages			1	100%	1
ONslow COUNTY HEALTH DEPARTMENT			1	100%	1
URGENT CARE CENTER OF PORT ORANGE LLC			1	100%	1
ATHENA PLASTIC SURGERY		1			1
LABORATORIO BUENA SALUD			1	100%	1
BUFFALO VAMC			1	100%	1
WILMINGTON NURSING AND REHAB			1	100%	1
ENCOMPASS HEALTH HOME HEALTH		1			1
CHATSWORTH ASSISTED LIVING COMMUNITY AT PGA NATIONAL			1	100%	1
BAPTIST HEALTH MEDICAL PLAZA			1	100%	1
SAN JOSE CLINIC		1			1
HARMONY HEALTHCARE ORLANDO INC		1			1
CENTURY LINK SPORTS COMPLEX			1	100%	1
CVS IN6605POCT INDIANAPOLIS		1			1
MID FLORIDA DERMATOLOGY ASSOCIATES PA			1	100%	1
GALVESTON COUNTY HEALTH DISTRICT			1	100%	1
WATERTOWN URGENT CARE		1			1
Glenburn Home		1			1
SMITH KLINE			1	100%	1
KEY BISCAIYNE PEDIATRIC ASSOCIATES INC			1	100%	1
ANY LAB TEST NOW JACKSONVILLE		1			1
BLACKBERRY CENTER, THE		1			1
VITAL CARE			1	100%	1
Orchid Cove at Naples			1	100%	1
HSRE-ASL CASSELBERRY TRS, LLC			1	100%	1
USCG AIR STATION CLEARWATER CLINIC			1	100%	1
CVS IN8669POCT INDIANAPOLIS		1			1
DERMDX, DIV OF AURORA DIAGNOSTICS/BERNHARDT LAB		1			1
TALLAHASSEE PRIMARY CARE ASSOCIATES PA			1	100%	1
CAN COMMUNITY HEALTH LLC		1			1
NHC HealthCare St. Charles		1			1
NIBHA MEDIRATTA MD PL			1	100%	1
CVS PA1671POCT LANCASTER		1			1
Kroger - KRO01100688			1	100%	1

COVID-19: testing by laboratory

Data through Jan 17, 2021 verified as of Jan 18, 2021 at 09:25 AM

Data in this report are provisional and subject to change.

The numbers in the table below represent the number of Florida and non-Florida residents for whom test results were received by the Department of Health. A person can be tested by more than one laboratory and can have both positive and negative results. **Therefore, the sum of the numbers in each column will be larger than the total number of people tested.**

Reporting lab	Inconclusive	Negative	Positive	Percent positive	Total
ARLINGTON ADULT RESIDENTIAL FACILITY, INC			1	100%	1
MINUTE CLINIC LLC #1909		1			1
BLACK STALLION WALK IN AND EXERCISE CLINICS LLC		1			1
DOCTORS HOSPITAL OF LAREDO			1	100%	1
NORTH COUNTRY FAMILY HEALTH CENTER INC		1			1
HEALTH FIRST MEDICAL GROUP LLC			1	100%	1
Kroger 328 - The Little Clinic Henderson Road		1			1
POUDRE VALLEY HOSPITAL			1	100%	1
Buena Vista Care Center		1			1
VANDERBILT UNIVERSITY MEDICAL CENTER			1	100%	1
MAINE HEALTH AND ENVIRONMENTAL TESTING LABORATORY			1	100%	1
WALGREENS # 12338		1			1
WESTOX LABS		1			1
APALACHEE CENTER INC		1			1
DR PHILLIPS CENTER FOR WELLNESS		1			1
CHRISTUS SPOHN HOSPITAL			1	100%	1
QUALITY LAB			1	100%	1
OMNICARE PHARMACY OF TEXAS 1, LP		1			1
BLOSSOMS ASSISTED LIVING 1 LLC			1	100%	1
JOHN KNOX MANOR INC II			1	100%	1
ADVANCED MEDICAL LABORATORIES (AML)			1	100%	1
SYNEOS HEALTH			1	100%	1
NORTH FLORIDA MEDICAL CENTERS INC		1			1
Mountain City Care and Rehabilitation Center		1			1
SOMA MEDICAL CENTER PA			1	100%	1
ENZO LABS INC			1	100%	1
BEAUMONT REFERENCE LABORATORY			1	100%	1
GOOD SAMARITAN HOSPITAL			1	100%	1
OSF SAINT FRANCIS MEDICAL CENTER			1	100%	1
MINUTECLINIC DIAG OF IND, LLC #6553		1			1
Parkside Manor		1			1
KETTERING MEDICAL CENTER			1	100%	1
FLORIDA ADVANCED MEDICAL AND DERM AESTHETICS LLC			1	100%	1
MEDEXPRESS URGENT CARE - BENTONVILLE		1			1
AVERA SACRED HEART HOSPITAL			1	100%	1
ST FRANCIS MEDICAL CENTER			1	100%	1
Monument Health Strugis Care Center		1			1
Arlington Care Center			1	100%	1
MINUTECLINIC DIAG OF IND, LLC #5369		1			1
ENCORE AT BOCA RATON, THE			1	100%	1
ADVANCE MD CARE			1	100%	1
EAST COAST INSTITUTE FOR RESEARCH LLC			1	100%	1
LEHIGH MEDICAL AND RESEARCH CENTER, INC			1	100%	1
YUMA REGIONAL MEDICAL CENTER			1	100%	1
VITAL CARE CLINIC, LLC			1	100%	1
Consulate Health Care of Tallahassee			1	100%	1

COVID-19: testing by laboratory

Data through Jan 17, 2021 verified as of Jan 18, 2021 at 09:25 AM

Data in this report are provisional and subject to change.

The numbers in the table below represent the number of Florida and non-Florida residents for whom test results were received by the Department of Health. A person can be tested by more than one laboratory and can have both positive and negative results. **Therefore, the sum of the numbers in each column will be larger than the total number of people tested.**

Reporting lab	Inconclusive	Negative	Positive	Percent positive	Total
AVON PARK CLUSTER		1			1
PROVIDENCE PORTLAND MEDICAL CENTER		1			1
SOUTH DADE NURSING & REHABILITATION CENTER			1	100%	1
Niles Nursing and Rehab. Center		1			1
ALABAMA REFERENCE LAB			1	100%	1
SOMA MEDICAL CENTER PA #3 GREENACRES			1	100%	1
GASTROENTEROLOGY ASSOC OF PENSACOLA, PA			1	100%	1
ADVENTHEALTH SENIOR CARE AT ORMOND			1	100%	1
LAB TEST KENDALL LLC		1			1
SARASOTA IMMEDIATE CARE			1	100%	1
DEVITA		1			1
ROSLYN INTERNAL MEDICINE		1			1
Life Care Center of Paradise Valley		1			1
BAYSIDE URGENT CARE CENTER INC			1	100%	1
SPORTS MEDICINE CLINIC - U OF WYOMING			1	100%	1
WELLINGTON WEST 100176			1	100%	1
CMC MERCY LABORATORY			1	100%	1
Kroger - KRO03400316			1	100%	1
CVS OH10209POCT UNIONTOWN		1			1
PEDIATRIC PARTNERS ZEPHYRHILLS			1	100%	1
Smg At Bridgewater Family Medicine		1			1
LANGLADE			1	100%	1
SUN CITY DIAGNOSTIC CENTER			1	100%	1
ST CHARLES BEND LABORATORY			1	100%	1
CVS HEALTH, #2043		1			1
MEDEXPRESS URGENT CARE-BRENTWOOD		1			1
Kroger 907 - The Little Clinic Holland		1			1
American Fork Care Center dba Heritage Care Center		1			1
KIOSK MEDICINE KENTUCKY LLC		1			1
COBLESKILL REGIONAL HOSPITAL		1			1
MINUTECLINIC DIAGNOSTIC OF KANSAS, PC		1			1
MEMORIAL HOSPITAL WEST			1	100%	1
ALL PRO ORTHOPEDICS & SPORTS MEDICINE, PA			1	100%	1
ATHENS MEDICAL CENTER			1	100%	1
MEDICAL ASSOCIATES OF CARTER		1			1
Heritage of Red Cloud		1			1
EXACCARE KINGSTON, LLC			1	100%	1
SYNAPSE ANALYTICAL LABS		1			1
GSM OCED Subsection			1	100%	1
HOLYOKE MEDICAL CENTER			1	100%	1
Accordius Health at Gastonia			1	100%	1
SIGNATURE CARE MIDLAND			1	100%	1
LAB. CORP. OF AMERICA			1	100%	1
MINUTECLINIC DIAGNOSTIC, PA		1			1
NORTHEAST PEDIATRICS			1	100%	1
FRESENIUS KIDNEY CARE FORT WALTON BEACH			1	100%	1

COVID-19: testing by laboratory

Data through Jan 17, 2021 verified as of Jan 18, 2021 at 09:25 AM

Data in this report are provisional and subject to change.

The numbers in the table below represent the number of Florida and non-Florida residents for whom test results were received by the Department of Health. A person can be tested by more than one laboratory and can have both positive and negative results. **Therefore, the sum of the numbers in each column will be larger than the total number of people tested.**

Reporting lab	Inconclusive	Negative	Positive	Percent positive	Total
BASCOM PALMER EYE INSTITUTE			1	100%	1
PARKWAY REGIONAL MEDICAL CENTER LAB			1	100%	1
TALLAHASSEE MEMORIAL HEALTHCARE			1	100%	1
ADVENTHEALTH CENTRA CARE TRINITY			1	100%	1
Sunnybrook Rehabilitation Center			1	100%	1
GADSDEN FAMILY PRACTICE		1			1
MD NOW MEDICAL CENTERS, INC			1	100%	1
CAREHERE HUDSON BAY			1	100%	1
BHA TITUSVILLE CLINIC			1	100%	1
IDAHO HEALTH DEPARTMENT			1	100%	1
Oakview Manor Health and Rehab		1			1
CARSON NURSING AND REHABILITATION CENTER		1			1
ATHENS LIMESTONE HOSPITAL		1			1
PEDIATRICS IN NORTH FLORIDA PA			1	100%	1
MINUTE CLINIC DIAGNOSTIC OF VIRGINIA, LLC #6292		1			1
TEVAPHARM			1	100%	1
ANDREWS			1	100%	1
NABI		1			1
RAMBAM URGENT CARE			1	100%	1
CLINTON DRUG STORE		1			1
HANCOCK REGIONAL HOSPITAL		1			1
GAMMA HEALTHCARE, INC		1			1
CLINICAL LABORATORY DEPARTMENT			1	100%	1
ADVANCED CARDIOVASCULAR DIAGNOSTICS OF FL			1	100%	1
THYROID SPECIALTY LABORATORY			1	100%	1
CLARKSVILLE MANOR INC		1			1
DOCTORS MEMORIAL HOSP HOME HEALTH CARE		1			1
SUPERKIDS PEDIATRICS			1	100%	1
DOYLESTOWN HOSPITAL			1	100%	1
NEW ULM MEDICAL CENTER			1	100%	1
METHODISM MIDLOTHIAN MEDICAL CENTER			1	100%	1
ELITE MEDICAL LABORATORY SOLUTIONS LLC			1	100%	1
THE INTERNAL MEDICAL GROUP		1			1
OMNI HEALTHCARE INC			1	100%	1
STATE OF FLORIDA			1	100%	1
YOUR KIDS URGENT CARE			1	100%	1
TRIPLE O RESEARCH INSTITUTE PA			1	100%	1
ST CATHERINE HOSPITAL LABORATORY			1	100%	1
NASSAU UNIVERSITY MEDICAL CENTER DEPT		1			1
PROVIDENCE HOSPITAL			1	100%	1
Riverside Nursing & Rehabilitation Center		1			1
CLEVELAND HEARTLAB			1	100%	1
VELOCITY URGENT CARE			1	100%	1
NEMOURS CHILDRENS URGENT CARE			1	100%	1
SUNY AT STONY BROOK			1	100%	1
CVS IL8751POCT CHICAGO		1			1

COVID-19: testing by laboratory

Data through Jan 17, 2021 verified as of Jan 18, 2021 at 09:25 AM

Data in this report are provisional and subject to change.

The numbers in the table below represent the number of Florida and non-Florida residents for whom test results were received by the Department of Health. A person can be tested by more than one laboratory and can have both positive and negative results. **Therefore, the sum of the numbers in each column will be larger than the total number of people tested.**

Reporting lab	Inconclusive	Negative	Positive	Percent positive	Total
ADVANCE GASTROENTEROLOGY			1	100%	1
Melbourne Terrace Rehabilitation Center			1	100%	1
TMH URGENT CARE CENTER			1	100%	1
GENEVA FAMILY HEALTH			1	100%	1
ARIZA WELLNESS CARE LLC			1	100%	1
NF Escambia, LLC DBA Olive BranchHealth and Rehabilitaion Center			1	100%	1
CLINICAL MICROBIOLOGY LAB FAIRVIEW UNIVERSITY HOSPITAL			1	100%	1
Oak Hill Health & Rehabilitation Center			1	100%	1
RIVERTON CBOC			1	100%	1
CHIPOLA QUICK CARE			1	100%	1
SOUTH FLORIDA PEDIATRIC PARTNERS			1	100%	1
SUMMERFIELD PAIN MANAGEMENT			1	100%	1
MEDEXPRESS URGENT CARE - LEOMINSTER		1			1
PROGENESIS INC			1	100%	1
AZALEALAND NURSING HOME		1			1
MRMC LAB MICRO			1	100%	1
CFP PHYSICIANS GROUP			1	100%	1
CVS OH3393POCT AURORA			1	100%	1
INDIAN RIDGE		1			1
GWINNETT MEDICAL CENTER			1	100%	1
MEDEXPRESS URGENT CARE NORWIN		1			1
Cerenity Senior Care-White Bear Lake		1			1
Kroger 409 - The Little Clinic Hebron Marketplace			1	100%	1
SHANDS JACKSONVILLE CLINICAL CENTER			1	100%	1
US LABORATORIES			1	100%	1
HEALTH GUAGE			1	100%	1
KEY WEST BRANCH MEDICAL CLINIC			1	100%	1
BRISTOL REGINAL MEDICAL CENTER			1	100%	1
LAKE VIEW COURT		1			1
SILVER SPRINGS SHORES DIALYSIS			1	100%	1
Raleigh Center (WV)			1	100%	1
MEMORIAL HERMANN SOUTHWEST HOSPITAL			1	100%	1
LABORATORY COPORATION OF AMERICA			1	100%	1
Ravenwood Speciality Care		1			1
COASTAL ER IX, PHYSICIANS PREMIER			1	100%	1
PANCARE HEALTH - BRUCE			1	100%	1
ST. VINCENT HOSPITAL			1	100%	1
THE LITTLE CLINIC, LLC			1	100%	1
Manassas Health & Rehab			1	100%	1
FOUNDATION LABORATORY			1	100%	1
SMA BEHAVIORAL HEALTH SERVICES INC		1			1
LAMARQUE DIALYSIS			1	100%	1
CVS PA371POCT PHILADELPHIA		1			1
MINUTECLINIC DIAGNOSTIC MED GRP OF ORA			1	100%	1
ROYAL PALM PEDIATRICS			1	100%	1
ADVANCE HEALTH AND WELLNESS SOLUTIONS			1	100%	1

COVID-19: testing by laboratory

Data through Jan 17, 2021 verified as of Jan 18, 2021 at 09:25 AM

Data in this report are provisional and subject to change.

The numbers in the table below represent the number of Florida and non-Florida residents for whom test results were received by the Department of Health. A person can be tested by more than one laboratory and can have both positive and negative results. **Therefore, the sum of the numbers in each column will be larger than the total number of people tested.**

Reporting lab	Inconclusive	Negative	Positive	Percent positive	Total
TITUS REGIONAL MEDICAL CENTER			1	100%	1
MINUTE CLINIC DIAGNOSTIC MED GRP OF CA		1			1
MID-FLORIDA PATHOLOGY LLC		1			1
Hackensack Univ Medical Center At Pasc		1			1
PSL JAX BEACH OPERATIONS LLC			1	100%	1
SUNCOAST PRIMARY CARE LLC			1	100%	1
INNOVATIVE HEALTH DIAGNOSTIC OF CALIFORNIA			1	100%	1
HAMILTON COUNTY HEALTH DEPARTMENT		1			1
COASTAL PEDIATRICS LLC			1	100%	1
MERRILL GARDENS AT CHAMPIONSGATE			1	100%	1
ADVANCED RESEARCH AND DIAGNOSTIC LABORATORY UNIVERSITY OF MINNESOTA			1	100%	1
CULINARY INSTITUTE OF AMERICA STUDENT		1			1
CERMAK HEALTH SERVICES			1	100%	1
SPRINGFIELD HOSPITAL			1	100%	1
Baypoint Healthcare Center			1	100%	1
Washington County Nursing H0me			1	100%	1
ASCENSION ST VINCENT'S MEDICAL CENTER			1	100%	1
SPECTRUM LUDINGTON			1	100%	1
MINUTECLINIC, LLC #09202		1			1
HOLMES FAMILY PRACTICE PA			1	100%	1
WINKLER COURT□			1	100%	1
HIGH DESERT COURT GROUP HOME			1	100%	1
ASHLEY CLINICAL DIAGNOSTIC LABORATORY			1	100%	1
WALGREENS #5130			1	100%	1
NORTH SHORE HEMATOLOGY-ONCOLOGY ASSOCIATES PC		1			1
NORTHWEST FLORIDA SPECIALTY PHYSICIANS LLC		1			1
HAVASU REGIONAL MEDICAL CENTER			1	100%	1
CLERMONT HEALTH DEPARTMENT			1	100%	1
PINNACLE DIALYSIS		1			1
OMNI HEALTHCARE URGENT CARE			1	100%	1
OHIO VALLEY MANOR NURSING &		1			1
LOUIS STOKES CLEVELAND VA MEDICAL CENTER			1	100%	1
BRUSHY CREEK FAMILY HOSPITAL			1	100%	1
UNITED HEALTHCARE			1	100%	1
MONROE COUNTY FIRE RESCUE		1			1
RM PHARMACY SERVICES INC		1			1
SOUTHEASTERN HEALTH FACILITES, INC		1			1
CONVENIENT MEDICAL AND HEALTH SERVICES			1	100%	1
MORNINGSIDE NURSING AND REHABILITATION		1			1
SOUTHWEST ORLANDO FAMILY MEDICINE, PL			1	100%	1
COASTAL SKIN SURGERY AND DERMATOLOGY PL		1			1
PEACHEALTH LABORATORIES		1			1
MENORAH MANOR			1	100%	1
BAYFRONT HEAL WOUND CARE AND HYPERBARIC CENTER			1	100%	1
Ash Flat Healthcare and Rehabilitation Center			1	100%	1
Eagle Health and Rehabilitation		1			1

COVID-19: testing by laboratory

Data through Jan 17, 2021 verified as of Jan 18, 2021 at 09:25 AM

Data in this report are provisional and subject to change.

The numbers in the table below represent the number of Florida and non-Florida residents for whom test results were received by the Department of Health. A person can be tested by more than one laboratory and can have both positive and negative results. **Therefore, the sum of the numbers in each column will be larger than the total number of people tested.**

Reporting lab	Inconclusive	Negative	Positive	Percent positive	Total
ENCOMPASS HEALTH REHABILITATION HOSPITAL OF LARGO			1	100%	1
EDWARD HOSPITAL			1	100%	1
GENESIS FAMILY PRACTICE			1	100%	1
SOMA MEDICAL CENTER PA #3			1	100%	1
Kroger 126 - The Little Clinic Cottonwood		1			1
MEDEXPRESS URGENT CARE - PATRICK STREE			1	100%	1
MERCY - NORTH IOWA			1	100%	1
CVS OH3476POCT TIPP CITY		1			1
Aspire Physical Recovery Center at Cahaba River		1			1
Sanford Health & Rehabilitation			1	100%	1
UHS BINGHAMTON GENERAL			1	100%	1
EAST FL CORE LAB			1	100%	1
TMH CANCER CENTER LABORATORY			1	100%	1
NORTH RIVER FAMILY HEALTH CENTER			1	100%	1
JOSHUA E CHESIR MD		1			1
ROYAL OAK MEDICAL CENTER LLC DBA CHARACTER FAMILY			1	100%	1
ADAMS COUNTY HEALTH DEPARTMENT			1	100%	1
FAMILY PRACTICE ASSOCIATES		1			1
PCR DIAGNOSTICS			1	100%	1
Regency Square			1	100%	1
NORDX			1	100%	1
CHP COVID-19 (TX)			1	100%	1
FRESENIUS KIDNEY CARE			1	100%	1
PELICAN STATE OUTPATIENT CENTER			1	100%	1
Holly Hill Healthcare Center			1	100%	1
MEMORIAL HOSPITAL - BELLEVILLE			1	100%	1
STEWART MEDICAL GROUP INC			1	100%	1
NEWTON MEMORIAL HOSPITAL		1			1
DE TAR HOSPITAL			1	100%	1
PALM WEST INTERNIST PA			1	100%	1
CVS TX1104POCT ALLEN		1			1
APOLLOMDX LLC			1	100%	1
ADVENTHEALTH MEDICAL GROUP COMMUNITY MEDICINE			1	100%	1
UMMC MIDTOWN CAMPUS			1	100%	1
GRAND VILLA OF SARASOTA			1	100%	1
KINGWOOD EMERGENCY HOSPITAL			1	100%	1
FLORIDA DEPARTMENT OF HEALTH IN CITRUS COUNTY		1			1
PUBLIX PHARMACY # 1236			1	100%	1
HACKENSACK UNIVERSITY MEDICAL CENTER		1			1
FHCP ASC - ORANGE CITY			1	100%	1
ADVENTHEALTH DURAND			1	100%	1
MAYO CLINICAL LABORATORIES		1			1
KIDSVILLE PEDIATRICS III PA			1	100%	1
TRAVIS LEE THOMPSON MD			1	100%	1
UNIVERSITY OF IOWA HOSPITALS & CLINICS			1	100%	1
SAINT ALPHONSUS REGIONAL MEDICAL CENTER			1	100%	1

COVID-19: testing by laboratory

Data through Jan 17, 2021 verified as of Jan 18, 2021 at 09:25 AM

Data in this report are provisional and subject to change.

The numbers in the table below represent the number of Florida and non-Florida residents for whom test results were received by the Department of Health. A person can be tested by more than one laboratory and can have both positive and negative results. **Therefore, the sum of the numbers in each column will be larger than the total number of people tested.**

Reporting lab	Inconclusive	Negative	Positive	Percent positive	Total
MINUTECLINIC DIAGNOSTIC, PA #10252		1			1
INHEALTH LIFE SCIENCES LLC			1	100%	1
NEMOURS CHILDRENS PRIMARY CARE CLERMONT			1	100%	1
OAK HAVEN REHAB AND NURSING CENTER			1	100%	1
LAKELAND REGIONAL HEALTH GRASSLANDS	1				1
CVS PA8979POCT HARRISBURG		1			1
MAYO CLINIC OUTPATIENT DIALYSIS CENTER			1	100%	1
THE MEDICAL CENTER AT BOWLING GREEN			1	100%	1
PLEASANT RIDGE MANOR WEST	1				1
COMPLETE HOME CARE OF THE PALM BEACHES LLC		1			1
Valley Center (WV)			1	100%	1
PARK AVENUE DERMATOLOGY NORTH			1	100%	1
PRIMARY CARE & PEDIATRICS - SHEPHERSTOWN		1			1
MEDEXPRESS URGENT CARE - DANVILLE		1			1
VA COMMUNITY BASED CLINIC - LAKE CITY			1	100%	1
PUBLIX PHARMACY #0332		1			1
MCH PHYSICIANS GROUP			1	100%	1
GRAND VIEW HOSPITAL			1	100%	1
ST GERARD'S COMMUNITY OF CARE		1			1
TITUSVILLE TOWERS ASSISTED LIVING		1			1
MAHONEY PEDIATRICS PA			1	100%	1
NEMOURS CHILDREN'S URGENT			1	100%	1
BAXTER REGIONAL MEDICAL CENTER			1	100%	1
WALGREENS #01398			1	100%	1
HOWELL BRANCH COURT			1	100%	1
VIRGINIA UROLOGY		1			1
NEW ERA HEALTH CENTER INC		1			1
UNIVERSITY OF MIAMI PRIMARY CARE SITE UMHC 3039			1	100%	1
MEDEXPRESS URGENT CARE - DERBY N ROCK		1			1
Life Care Center of Auburn		1			1
UMHC HOLLYWOOD LABORATORY			1	100%	1
SOUTH TAMPA AFTER HOURS CLINIC			1	100%	1
MOUNT SINAI COMPREHENSIVE CANCER CENTER			1	100%	1
BNJ		1			1
MEDEX CLINIC LLC			1	100%	1
BERKSHIRE MEDICAL CENTER			1	100%	1
LIFESPAN HEALTH - SELMER		1			1
ST MARY'S OF SAGINAW		1			1
MERCY GENERAL HOSPITAL			1	100%	1
ATRIA TAMARAC			1	100%	1
GRAND VILLA OF LAKELAND		1			1
MEMORIAL HOSPITAL OF TAMPA			1	100%	1
JACK M MATHENY II MD			1	100%	1
LAKE MARY OPTUM FLORIDA			1	100%	1
Vibralf of El Paso Rehabilitation Center			1	100%	1
MEDICAL ASSOCIATES OF PINELLAS - LAB			1	100%	1

COVID-19: testing by laboratory

Data through Jan 17, 2021 verified as of Jan 18, 2021 at 09:25 AM

Data in this report are provisional and subject to change.

The numbers in the table below represent the number of Florida and non-Florida residents for whom test results were received by the Department of Health. A person can be tested by more than one laboratory and can have both positive and negative results. **Therefore, the sum of the numbers in each column will be larger than the total number of people tested.**

Reporting lab	Inconclusive	Negative	Positive	Percent positive	Total
BEST CARE COMMUNITY AND FAMILY HEALTH CENTER INC			1	100%	1
MID-FLORIDA CANCER CENTERS		1			1
MEDEXPRESS URGENT CARE - CONWAY		1			1
PRIMEX CLINICAL LABORATORIES INC			1	100%	1
RAPID RESULT CORP LLC			1	100%	1
LOWER KEYS COMMUNITY HEALTH CENTER			1	100%	1
PARTNERS IN PRIMARY CARE		1			1
Alden North Shore			1	100%	1
MEDEXPRESS URGENT CARE - RUSSELLVILLE, W MAIN ST		1			1
OCALA REGIONAL KIDNEY CENTER EAST			1	100%	1
Mountain View Manor			1	100%	1
NORTH FLORIDA CHILD DEVELOPMENT, INC			1	100%	1
MEDEXPRESS URGENT CARE, EDWARDSVILLE		1			1
PROVIDENCE ST PETER HOSPITAL		1			1
MOUNT SINAI MEDICAL CENTER AVENTURA ER			1	100%	1
KEY WEST HMA PHYSICIAN MANAGEMENT, LLC			1	100%	1
CURELOGICS WOUND CARE & HYPERBARIC CENTER		1			1
Waddell Nursing & Rehab Center		1			1
HABANA HEALTH CARE CENTER			1	100%	1
CVS NC7529POCT KNIGHTDALE		1			1
WEILL CORNELL MEDICAL ASSOCIATES - EAST SIDE		1			1
ALLIED PEDIATRICS & FAMILY MEDICINE			1	100%	1
MODERN URGENT CARE			1	100%	1
SHELBYVILLE HOSPITAL COMPANY		1			1
CORNERSTONE OF RECOVERY INC		1			1
BROOKDALE LAKE TAVARES			1	100%	1
CHIEFLAND MEDICAL CENTER			1	100%	1
ST LUCIE COUNTY HEALTH DEPARTMENT			1	100%	1
Chestnut Ridge Nursing & Rehab		1			1
AMD			1	100%	1
INLET CONCIERGE MEDICINE			1	100%	1
BL DIAGNOSTICS LLC			1	100%	1
OPTUM OF HIALEAH		1			1
Mill Valley Care Center		1			1
FLORIDA HOSPITAL LAB			1	100%	1
Hearthstone Nursing and Rehabilitation Center		1			1
SANTA BARABARA ALF LLC (THE WINDSOR)			1	100%	1
Florida Baptist Retirement Center		1			1
MOSAIC MEDICAL CENTER MARYVILLE			1	100%	1
BUENA VIDA ESTATES			1	100%	1
Kroger 020 - The Little Clinic Wheat Ridge		1			1
MARINA DEL REY HOSPITAL LAB			1	100%	1
BRONSON METHODIST HOSPITAL			1	100%	1
NICKLAUS CHILDREN'S DORAL OUTPATIENT CENTER			1	100%	1
JUPITER PEDIATRIC ASSOCIATES, PA			1	100%	1
BROOKDALE FORT MYERS LAKES PARK			1	100%	1

COVID-19: testing by laboratory

Data through Jan 17, 2021 verified as of Jan 18, 2021 at 09:25 AM

Data in this report are provisional and subject to change.

The numbers in the table below represent the number of Florida and non-Florida residents for whom test results were received by the Department of Health. A person can be tested by more than one laboratory and can have both positive and negative results. **Therefore, the sum of the numbers in each column will be larger than the total number of people tested.**

Reporting lab	Inconclusive	Negative	Positive	Percent positive	Total
Brookdale Southside			1	100%	1
ST JOHN'S MEDICAL CENTER, TETON VILLAGE			1	100%	1
ADVANCE FAMILY PRACTICE LLC			1	100%	1
BLUFFTON HEALTH CENTER			1	100%	1
INNOVATIVE GENOMICS, LLC			1	100%	1
Kroger - KR070300083			1	100%	1
CVS IL7143POCT SCHAUMBURG		1			1
RESIDENCES AT MIAMI / REIGN GARDENS LLC, THE			1	100%	1
ADVENTHEALTH MEDICAL GROUP PEDIATRICS DIABETES &			1	100%	1
ADVANCED URGENT CARE CENTER			1	100%	1
PUBLIC HEALTH LABORATORIES			1	100%	1
MORGAN STANLEY HEALTH CENTER		1			1
CAREHERE LLC			1	100%	1
CHILTON MEDICAL CENTER		1			1
BUFFALO CROSSINGS HEALTHCARE AND REHABILITATION CENTER			1	100%	1
KNOX COMMUNITY HOSPITAL			1	100%	1
WALGREEN#12147		1			1
KANSAS CITY VA MEDICAL CENTER			1	100%	1
CARE STATION MEDICAL GROUP		1			1
Longwood Community Living Center		1			1
ACCESS HEALTH CARE PHYSICIANS LLC			1	100%	1
TRUCARE LIVING CENTERS - SELMA			1	100%	1
TREASURE COAST PRIMARY CARE		1			1
DIVERSE MEDICAL CARE LLC			1	100%	1
GATEWAY LABORATORIES		1			1
WAYNE COUNTY PUBLIC HEALTH		1			1
Kroger 523 - The Little Clinic Dickson			1	100%	1
Long Beach Care Center			1	100%	1
PEDIATRIC ASSOCIATES - MIAMI LAKES		1			1
The Palms Nursing and Rehabilitation		1			1
CYPRESS VILLAGE REHAB CENTER		1			1
UNIVERSITY OF BALTIMORE WASHINGTON MEDICAL CENTER			1	100%	1
PARRISH MEDICAL GROUP			1	100%	1
GIFFORD MEMORIAL HOSPITAL		1			1
Harbert Hills Academy Nursing Home		1			1
LARKIN COMMUNITY HOSPITAL PALM SPRINGS CAMPUS			1	100%	1
HARDEE COUNTY FIRE RESCUE		1			1
EASTERN FLORIDA STATE COLLEGE - PALM BAY CAMPUS			1	100%	1
ANDREWS INSTITUTE AMBULATORY SURGERY CENTER		1			1
MERCYONE DES MOINES MEDICAL CENTER			1	100%	1
Sears Coastal Nursing and Rehab		1			1
REEVES COUNTY HOSPITAL DISTRICT			1	100%	1
SOUTHWOOD NURSING & RETIREMENT CENTER		1			1
ACCURATE HEALTH SERVICES CORP			1	100%	1
MOORE CLINICAL RESEARCH INC			1	100%	1
DOCTORS CARE OF PALM COAST			1	100%	1

COVID-19: testing by laboratory

Data through Jan 17, 2021 verified as of Jan 18, 2021 at 09:25 AM

Data in this report are provisional and subject to change.

The numbers in the table below represent the number of Florida and non-Florida residents for whom test results were received by the Department of Health. A person can be tested by more than one laboratory and can have both positive and negative results. **Therefore, the sum of the numbers in each column will be larger than the total number of people tested.**

Reporting lab	Inconclusive	Negative	Positive	Percent positive	Total
MICROBIOLOGY DEPARTMENT			1	100%	1
CVS GA3766POCT DACULA			1	100%	1
APS-SUMMIT CARE PHARMACY, LLC DBA OMNICARE		1			1
WATERS EDGE ELEMENTARY SCHOOL			1	100%	1
CAMBRIDGE HEALTH ALLIANCE			1	100%	1
MEDEXPRESS URGENT CARE, LANCASTER WEST		1			1
MINUTECLINIC DIAGNOSTIC OF OHIO #5060		1			1
COVID TESTING LLC			1	100%	1
INSTANT MEDICAL CARE CENTER			1	100%	1
Kroger 481 - The Little Clinic Houston Levee		1			1
SOUTHWOOD HEALTHCARE CENTER		1			1
ELLIS HOSPITAL URGENT CARE CENTER LAB		1			1
Lutheran Community at Telford		1			1
HEALTH ALLIANCE			1	100%	1
Kroger 350 - The Little Clinic New Cut Road		1			1
BOULDER COMMUNITY HOSPITAL			1	100%	1
UPMC NORTHWEST HOSPITAL			1	100%	1
GEORGETOWN URGENT CARE			1	100%	1
VA CBOC			1	100%	1
Garden Isle Healthcare and Rehabilitation Center		1			1
PARK AVENUE PEDIATRICS PC		1			1
MIAMI VASCULAR SURGERY			1	100%	1
Signature Healthcare of Georgetown		1			1
NEMOURS CHILDREN'S PRIMARY CARE, ST CLOUD			1	100%	1
JMJ FAMILY PRACTICE			1	100%	1
MEDCOR, INC			1	100%	1
MEDEXPRESS URGENT CARE - LITTLE ROCK		1			1
VETERANS AFFAIRS MEDICAL CENTER - EAST ORANGE			1	100%	1
LCMC LAB SUBSECTION		1			1
SOUTHERN BREEZE HEALTHCARE			1	100%	1
DIAGNOSTIC GROUP INTEGRATED HEALTHCARE			1	100%	1
Kroger 426 - The Little Clinic Suwanee		1			1
FRESENIUS KIDNEY CARE DUNEDIN			1	100%	1
SUTTER GOULD MEDICAL FOUNDATION			1	100%	1
ADVENTHEALTH MEDICAL GROUP SENIOR HEALTH AT			1	100%	1
BAYCARE OUTREACH LAB AT NEW TAMPA			1	100%	1
HELEN HAYES HOSPITAL LABORATORY		1			1
ISLANDS ASSISTED LIVING FACILITY,THE			1	100%	1
CARESOUTH HHA HOLDINGS OF THE TREASURE COAST LLC			1	100%	1
Kroger 130 - The Little Clinic Colorado Springs		1			1
CATHEDRAL GERONTOLOGY CENTER DBA CATHEDRAL CARES			1	100%	1
The Pines at Poughkeepsie Center for Nursing and Rehabilitation		1			1
WYOMING COUNTY DEPARTMENT OF HEALTH		1			1
BLOOD SYSTEMS LABORATORIES			1	100%	1
THE CHRIST HOSPITAL			1	100%	1
BEAUMONT HOSPITAL, GROSSE POINTE			1	100%	1

COVID-19: testing by laboratory

Data through Jan 17, 2021 verified as of Jan 18, 2021 at 09:25 AM

Data in this report are provisional and subject to change.

The numbers in the table below represent the number of Florida and non-Florida residents for whom test results were received by the Department of Health. A person can be tested by more than one laboratory and can have both positive and negative results. **Therefore, the sum of the numbers in each column will be larger than the total number of people tested.**

Reporting lab	Inconclusive	Negative	Positive	Percent positive	Total
UHEALTH CORAL SPRINGS			1	100%	1
SOUTHERN SPRINGS HEALTH CARE		1			1
Heritage Health of Peru			1	100%	1
LEELANAU OPCO, LLC		1			1
RABI SINHA, MD		1			1
ADVENTHEALTH MEDICAL GROUP FAMILY AND INTERNAL			1	100%	1
DEL PRADO MEDICAL CENTER, INC		1			1
MEDIPLUS CLINIC, INC			1	100%	1
CONSULATE HEALTH CARE OF VERO BEACH			1	100%	1
SPINE & PAIN CONSULTANT PLLC		1			1
NORTH FL SOUTH GA HCS-LAKE CITY			1	100%	1
FELD ENTERTAINMENT			1	100%	1
BAPTIST MINOR MEDICAL CENTER			1	100%	1
Big River Nursing and Rehab		1			1
Kingston Care Center of Fort Wayne		1			1
FLORIDA MEDICAL CLINIC, LLC			1	100%	1
SOUTHEAST MISSOURI HOSPITAL		1			1
VILLAGES HEALTH SYSTEM, LLC, THE			1	100%	1
BSA PHYSICIANS GROUP, INC D/B/A BSA FAMILY MEDICAL			1	100%	1
BAYCARE OUTREACH LAB			1	100%	1
ADVANCED URGENT CARE PLLC		1			1
GOOD SAMARITAN SOCIETY-FOREST CITY		1			1
HELIX BIOMEDICS LLC			1	100%	1
CVS M08595POCT RAYMORE		1			1
The Evangelical Lutheran Good Samaritan Society Prescott Village		1			1
HEALTH PARTNERS REGIONAL HOSPITAL			1	100%	1
PAUL C SCHWARTZ & MELVIN L WEIDMAN		1			1
COMMUNITY			1	100%	1
ICARE		1			1
DASCENA LAB			1	100%	1
NORTHSIDE HOSPITAL DULUTH			1	100%	1
Cottage of the Shoals		1			1
Walgreens #3661		1			1
CVS NY549POCT RIDGEWOOD			1	100%	1
SLIDELL MEMORIAL HOSPITAL			1	100%	1
Kroger 448 - The Little Clinic Mason		1			1
VERITAS GENETICS, INC.			1	100%	1
REGIONAL MED CTR BAYONET POINT			1	100%	1
FULGENT GENETICS HOUSTON		1			1
SOUTHWEST REGIONAL PCR LABORATORY			1	100%	1
LIFELINK OF FLORIDA			1	100%	1
INNOVATIVE CARE II LLC			1	100%	1
PEDIATRIC ASSOCIATES - DORAL			1	100%	1
ATMORE COMMUNITY HOSPITAL			1	100%	1
Pinnacle Assisted Living			1	100%	1
MINUTECLINIC DIAG OF IND, LLC #4368		1			1

COVID-19: testing by laboratory

Data through Jan 17, 2021 verified as of Jan 18, 2021 at 09:25 AM

Data in this report are provisional and subject to change.

The numbers in the table below represent the number of Florida and non-Florida residents for whom test results were received by the Department of Health. A person can be tested by more than one laboratory and can have both positive and negative results. **Therefore, the sum of the numbers in each column will be larger than the total number of people tested.**

Reporting lab	Inconclusive	Negative	Positive	Percent positive	Total
SUNCOAST BEHAVIORAL HEALTH CENTER			1	100%	1
FRESENIUS SOUTH FORT MYERS		1			1
CABELL HUNTINGTON HOSPITAL CLINICAL LAB			1	100%	1
FLORIDA DIGESTIVE AND LIVER SPECIALISTS			1	100%	1
GRAND VILLA OF PINELLAS PARK			1	100%	1
HOLSTON MEDICAL GROUP		1			1
CLUB HEALTH AND REHABILITATION CENTER, THE		1			1
LAKE LURE HEALTH CENTER			1	100%	1
Carrollton Manor Inc		1			1
ADVENTHEALTH HOSPICE CARE CENTRAL FLORIDA		1			1
SOUTH FLORIDA BAPTIST HOSPITAL			1	100%	1
Redwood Springs Healthcare			1	100%	1
EVERGREEN NURSING HOME		1			1
MEDOR/ACC SYNCHRONY			1	100%	1
WATERBURY HOSPITAL REFERENCE LAB			1	100%	1
Florence Home		1			1
JACKSBORO URGENT CARE			1	100%	1
FRANKLIN CBOC			1	100%	1
PREMIER FAMILY AND SPORTS MEDICINE LLC			1	100%	1
Walgreens #5421		1			1
URGENT CARE OF KANSAS CITY			1	100%	1
CLIFTON-FINE HOSPITAL LABORATORY		1			1
LEHIGH PULMONARY ASSOCIATES			1	100%	1
LP ELIZABETHTON		1			1
WHITE EARTH IHS MAIN LAB		1			1
LAKESIDE MEDICAL CENTER		1			1
Kroger 441 - The Little Clinic Middletown		1			1
UPSON REGIONAL MEDICAL CENTER			1	100%	1
YOUR HEALTH PEDIATRICS			1	100%	1
COMMUNITY HOSPITALS INDIANAPOLIS			1	100%	1
CVS CA9165POCT SAN DIEGO		1			1
NORTH SHORE MEDICAL CENTER - SALEM HOSPITAL			1	100%	1
TERRELL URGENT CARE			1	100%	1
Princeton Place			1	100%	1
UNIVERSITY OF MIAMI SCCC RESEARCH LABORATORY			1	100%	1
NFRC CLINICAL LAB			1	100%	1
HARRINGTON PARK HEALTH AND REHAB		1			1
Villa Maria			1	100%	1
CVS OH3458POCT BEAVERCREEK		1			1
BOSTON PUBLIC HEALTH COMMISSION			1	100%	1
Mercy Manor Transition Center			1	100%	1
PASCO COUNTY HEALTH DEPARTMENT			1	100%	1
Bolingreen Health and Rehabilitation		1			1
SYCAMORE MEDICAL CENTER-KETTERING HEALTH NETWORK			1	100%	1
ORANGE PEDIATRICS PA			1	100%	1
ANYLABTEST NOW			1	100%	1

COVID-19: testing by laboratory

Data through Jan 17, 2021 verified as of Jan 18, 2021 at 09:25 AM

Data in this report are provisional and subject to change.

The numbers in the table below represent the number of Florida and non-Florida residents for whom test results were received by the Department of Health. A person can be tested by more than one laboratory and can have both positive and negative results. **Therefore, the sum of the numbers in each column will be larger than the total number of people tested.**

Reporting lab	Inconclusive	Negative	Positive	Percent positive	Total
MD NOW URGENT CARE			1	100%	1
PLANT CITY FAMILY CARE		1			1
C V S / PHARMACY #4396		1			1
Kroger - KRO03500568			1	100%	1
MADISON FACILITY INC			1	100%	1
SOUTHEASTERN PATHOLOGY ASSOCIATES			1	100%	1
SPRINGBROOK HOSPITAL			1	100%	1
FORT LOUDOUN PRIMARY CARE		1			1
BAPTIST EMERGENCY HOSPITAL KELLY			1	100%	1
BLANCHARD VALLEY HOSPITAL LABORATORY			1	100%	1
BOCA CIEGA CENTER			1	100%	1
Chateau Girardeau			1	100%	1
ST. MARY MEDICAL CENTER		1			1
DEPT OF VA MEDICAL CENTER - MIAMI			1	100%	1
EAST RIDGE RETIREMENT VILLAGE INC		1			1
SUREPOINT URGENT CARE PADRE ISLAND			1	100%	1
BAYLOR SCOTT AND WHITE MEDICAL CENTER -CENTENTENNIAL			1	100%	1
OCCUPATIONAL HEALTH CENTER		1			1
FAMILY MEDICAL CENTER		1			1
MEDICAL ARTS LABORATORY			1	100%	1
ASCARATE DIALYSIS			1	100%	1
GEORGE W FERGUSON MD-CONCIERGE MEDICAL SERVICES PL		1			1
NEW MILFORD HOSPITAL			1	100%	1
URGENTMED PLANTATION			1	100%	1
FLORIDA HOSPITAL ORMOND BEACH			1	100%	1
DOC PAM PA		1			1
MOBILE MEDICAL CLINIC			1	100%	1
NORWALK HOSPITAL			1	100%	1
ROAN MOUNTAIN MEDICAL CENTER			1	100%	1
DIGNITY HEALING LLC			1	100%	1
PATHOLOGY		1			1
SHARON REGIONAL MEDICAL CENTER			1	100%	1
BEAUFORT MEMORIAL			1	100%	1
NORTH SHORE HEMATOLOGY-ONCOLOGY ASSOCI		1			1
THE CHILDREN'S HOSPITAL OF PHILADELPHIA		1			1
CVS NC3853POCT BURLINGTON		1			1
ARNOLD PALMER HOSPITAL LAB POCT		1			1
APPLECARE VALDOSTA			1	100%	1
MINUTECLINIC, LLC #4507		1			1
Village Crest Center for Health & Rehabilitation		1			1
MINUTECLINIC DIAG OF IND, LLC #6908		1			1
MINUTECLINIC, LLC #07876			1	100%	1
MAYO CLINIC BEACHES PRIMARY CARE CTR		1			1
HUMC		1			1
CARESPOT - OCOEE			1	100%	1
Riviera Health Resort		1			1

COVID-19: testing by laboratory

Data through Jan 17, 2021 verified as of Jan 18, 2021 at 09:25 AM

Data in this report are provisional and subject to change.

The numbers in the table below represent the number of Florida and non-Florida residents for whom test results were received by the Department of Health. A person can be tested by more than one laboratory and can have both positive and negative results. **Therefore, the sum of the numbers in each column will be larger than the total number of people tested.**

Reporting lab	Inconclusive	Negative	Positive	Percent positive	Total
INTEGRATED GENETICS SEQUENOM		1			1
The Center at Centennial			1	100%	1
AURORA CONSOLIDATED LABORATORY			1	100%	1
ST JOHNS EPISCOPAL HOSPITAL SOUTH SHORE		1			1
Tremont Health & Rehabilitation Center		1			1
LAB PLUS, LLC			1	100%	1
ADVENT HEALTH - OWASA			1	100%	1
TAYLOR COUNTY HEALTH DEPARTMENT			1	100%	1
EASTSIDE URGENT CARE			1	100%	1
MEDPOST - NORTH DALLAS			1	100%	1
CVS MA2172POCT NORTH GRAFTON		1			1
A.G. Rhodes		1			1
URGENT CARE OF FORT LAUDERDALE INC			1	100%	1
Douglas County Health Center		1			1
AKRON GENERAL MEDICAL CENTER MAIN		1			1
MINUTE CLINIC INCORPORATE		1			1
Jacaranda Manor			1	100%	1
COMMUNITY MEDICAL CARE			1	100%	1
MARYLAND DEPARTMENT OF HEALTH AND MENTAL HYGIENE-LABORATORIES			1	100%	1
FIU HEALTH CARE CENTER			1	100%	1
SKY RIDGE MEDICAL CENTER - MICRO			1	100%	1
MEDERI CARETENDERS VS OF SE FL LLC DBA			1	100%	1
CSL PLASMA LAB			1	100%	1
SISTERS MISSION			1	100%	1
SHAMRA MEDICAL LABORATORY			1	100%	1
HEALTHCARE FOR THE HOMELESS			1	100%	1
INFECTION CONTROL DEPT			1	100%	1
Oakland Nursing and Rehabilitation Center		1			1
EXAC CARE CROSSVILLE		1			1
BASCOM PALMER-MICRO LAB			1	100%	1
Metairie Healthcare Center			1	100%	1
CAH ACQUISITION COMPANY 11 LLC			1	100%	1
WALKIN MEDICAL URGENT CARE,NEW CITY			1	100%	1
FLORIDA DEPARTMENT OF HEALTH PALM BEACH COUNTY			1	100%	1
DIXITKUMAR N MODI MD PA			1	100%	1
MANASOTA PEDIATRICS			1	100%	1
CVS NC2357POCT HUNTERSVILLE		1			1
TWIN			1	100%	1
CVS NJ862POCT MARLBORO		1			1
DAVENPORT PEDIATRICS CLERMONT PA		1			1
POINTE MEDICAL SERVICES INC			1	100%	1
WELLCARE URGENT CARE			1	100%	1
WALGREENS #06025		1			1
WINTER PARK INTERNAL MEDICINE MD PA			1	100%	1
TRIPLE O MEDICAL SERVICES INC			1	100%	1
Kroger 895 - The Little Clinic Green Hills		1			1

COVID-19: testing by laboratory

Data through Jan 17, 2021 verified as of Jan 18, 2021 at 09:25 AM

Data in this report are provisional and subject to change.

The numbers in the table below represent the number of Florida and non-Florida residents for whom test results were received by the Department of Health. A person can be tested by more than one laboratory and can have both positive and negative results. **Therefore, the sum of the numbers in each column will be larger than the total number of people tested.**

Reporting lab	Inconclusive	Negative	Positive	Percent positive	Total
THE TOLEDO HOSPITAL			1	100%	1
HEALTH PLUS SUNRISE MEDICAL OFFICE			1	100%	1
TENNOVA ER - SANGO			1	100%	1
LABORATORIO MEDICO CENTRAL CONDOMINO MD			1	100%	1
BARRINGTON TERRACE NAPLES			1	100%	1
CONCIERGE INTERNAL MEDICINE ASSOCIATES			1	100%	1
RAJ K PAI MD PA			1	100%	1
MEA PRIMARY CARE PLUS BYRAM			1	100%	1
Chateau Living Center			1	100%	1
DAUGHTERS OF SARAH NURSING CENTER		1			1
Signature Healthcare of Savannah		1			1
SPECTRUM LABORATORY			1	100%	1
ALL CARE URGENT CARE			1	100%	1
QC LABORATORY			1	100%	1
WINNIFRED ASSISTED LIVING FACILITY INC		1			1
MEDONE URGENT CARE			1	100%	1
MED-LAKE LABORATORY			1	100%	1
NEW YORK PRESBYTERIAN HOSPITAL			1	100%	1
MADISON AT OVIEDO			1	100%	1
MINUTECLINIC # 21110			1	100%	1
Integrity Healthcare of Carbondale			1	100%	1
DEVLAB, LLC			1	100%	1
Brio of Johnston		1			1
CLINICAL TRIALS OF TAMPA LLC		1			1
CVS OH2543POCT CANFIELD		1			1
CHRISTUS GOOD SHEPHERD MEDICAL CENTER			1	100%	1
ADVENTHEALTH IMAGING LAKE NONA			1	100%	1
ST. LUKE'S HOSPITAL			1	100%	1
MEDEXPRESS URGENT CARE - WESTFIELD, E MAIN ST			1	100%	1
CONTINENTAL HOME HEALTH CARE INC			1	100%	1
TRUMAN MEDICAL CENTER - HOSPITAL HILL			1	100%	1
PULMONARY MEDICINE		1			1
THE CLINIC ON SIXTH			1	100%	1
COVID RAPID LABS			1	100%	1
PM PEDIATRICS PC			1	100%	1
PRIMACARE MEDICAL LAKEWOOD			1	100%	1
LabCorp L#09258295 M#09258285			1	100%	1
MINUTECLINIC DIAGNOSTIC OF OHIO #4401		1			1
MEDCOR CORPORATE CLINIC			1	100%	1
CORIZON HEALTH INC			1	100%	1
Kroger 717 - The Little Clinic Dolphin Drive			1	100%	1
ALPHA CLINICAL LABORATORY CORP.			1	100%	1
ALLEGANY COUNTY DEPARTMENT OF HEALTH		1			1
Hillside Manor Rehabilitation and Extended Care Center		1			1
Birmingham Nursing & Rehab Center		1			1
MEDEXPRESS URGENT CARE - BROOKHAVEN		1			1

COVID-19: testing by laboratory

Data through Jan 17, 2021 verified as of Jan 18, 2021 at 09:25 AM

Data in this report are provisional and subject to change.

The numbers in the table below represent the number of Florida and non-Florida residents for whom test results were received by the Department of Health. A person can be tested by more than one laboratory and can have both positive and negative results. **Therefore, the sum of the numbers in each column will be larger than the total number of people tested.**

Reporting lab	Inconclusive	Negative	Positive	Percent positive	Total
UF HEALTH - WILDLIGHT			1	100%	1
Rehab Select of Talladega		1			1
INDIAN RIVER CLINICAL LABORATORY, INC.		1			1
SUSAN F. WILLIAMS M.D., P.A.			1	100%	1
LOPEZ		1			1
PROGRESSIVE MEDICAL LAB LLC			1	100%	1
Kroger - KRO70600172		1			1
ST PETE DIRECT PRIMARY CARE		1			1
QUEST DIAGNOSTICS INCORPORATED			1	100%	1
Community Care Center of Heritage House, LLC			1	100%	1
LOURDES URGENT CARE			1	100%	1
APPLECARE URGENT CARE KINGSLAND			1	100%	1
ADVANCED HEALTHCARE ASSOCIATES		1			1
Total	72,380	13,775,503	2,021,381	13%	15,869,264