

# COVID-19: summary of cases and monitoring

Data through Jan 15, 2021 verified as of Jan 16, 2021 at 09:25 AM

Data in this report are provisional and subject to change.

Cases: people with positive PCR or antigen test result	
Total cases	1,560,186
Florida residents	1,531,830
Non-Florida residents	28,356
Type of testing	
Florida residents	1,531,830
Positive by BPHL/CDC	55,599
Positive by commercial/hospital lab	1,476,231
PCR positive	1,281,127
Antigen positive	250,703
Non-Florida residents	28,356
Positive by BPHL/CDC	734
Positive by commercial/hospital lab	27,622
PCR positive	20,401
Antigen positive	7,955
Characteristics	
Florida residents hospitalized	67,790
Florida resident deaths	24,004
Non-Florida resident deaths	376
Hospitalized counts include anyone who was hospitalized at some point during their illness. It does not reflect the number of people currently hospitalized.	
More information on deaths identified through death certificate data is available on the National Center for Health Statistics website at <a href="http://www.cdc.gov/nchs/nvss/vsrr/COVID19/index.htm">www.cdc.gov/nchs/nvss/vsrr/COVID19/index.htm</a> .	

Cases: people with positive PCR or antigen test result	
Risk factors for Florida residents	
Traveled	12,781
Contact with a known case	571,816
Traveled and contact with a known case	17,355
Neither	929,878
No travel and no contact	175,859
Travel is unknown	554,285
Contact is unknown	337,157
Contact is pending	364,164
Travel can be unknown and contact can be unknown or pending for the same case, these numbers will sum to more than the "neither" total.	

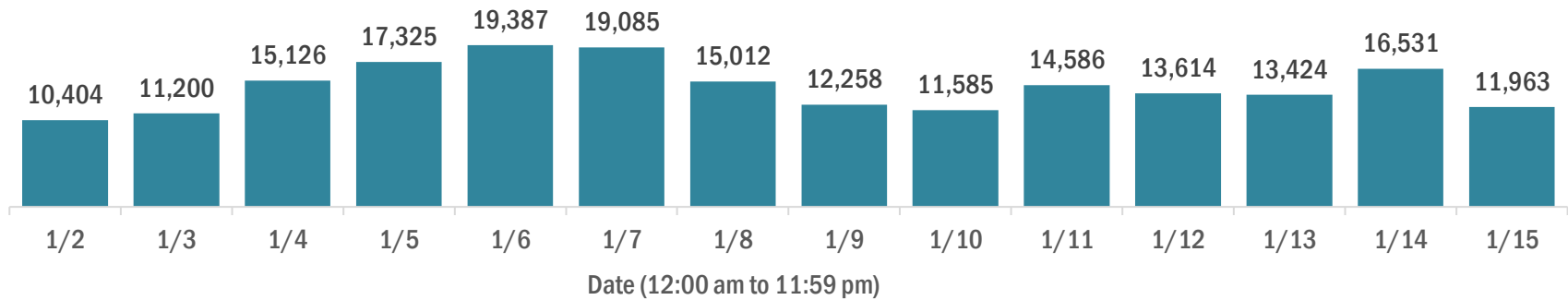
# COVID-19: summary of laboratory testing

Data through Jan 15, 2021 verified as of Jan 16, 2021 at 09:25 AM

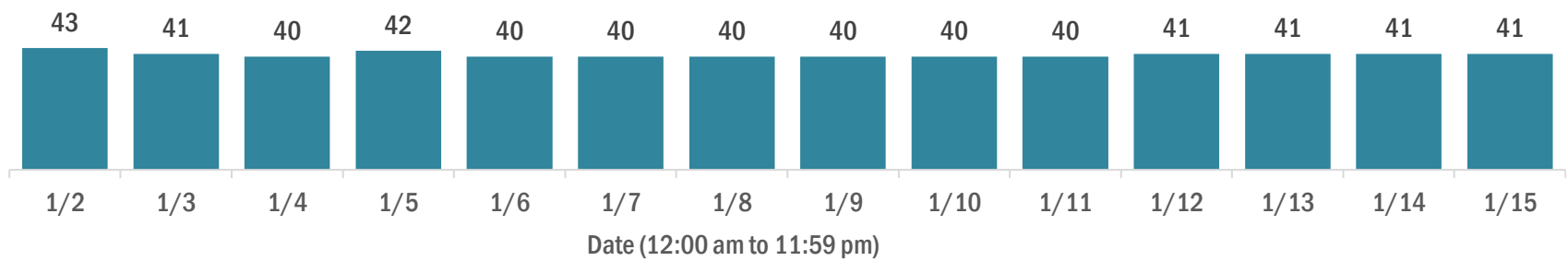
Data in this report are provisional and subject to change.

## Cases in Florida residents per day for the past 2 weeks

Number of cases per day



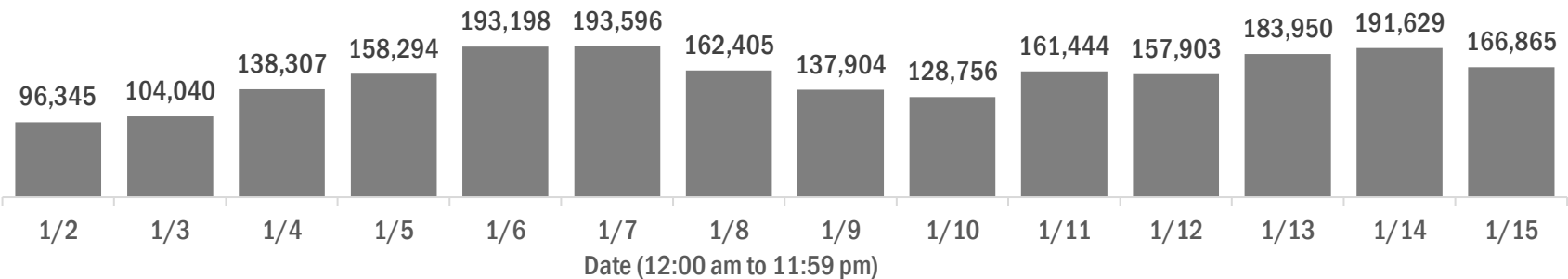
Median age of cases by day



## Laboratory testing for Florida residents over the past 2 weeks

### Number of Florida residents tested per day

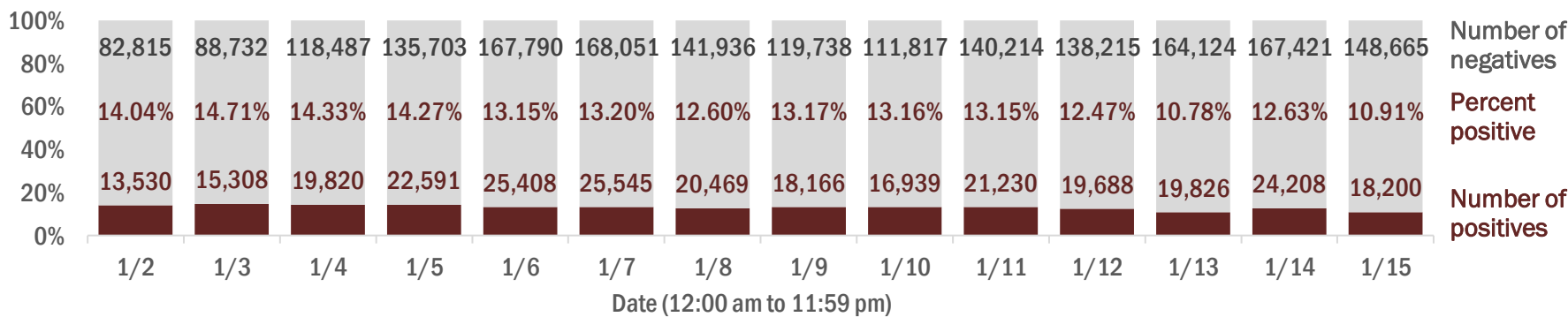
These counts include the number of people for whom the Department received PCR or antigen laboratory results by day. People tested on multiple days will be included for each day a new result was received. A person is only counted once for each day they are tested, regardless of whether multiple specimens are tested or multiple results are received.



### Number and percent of Florida residents with positive test results

The percent of positive results ranged from 10.78% to 14.71% over the past 2 weeks and was 10.91% yesterday.

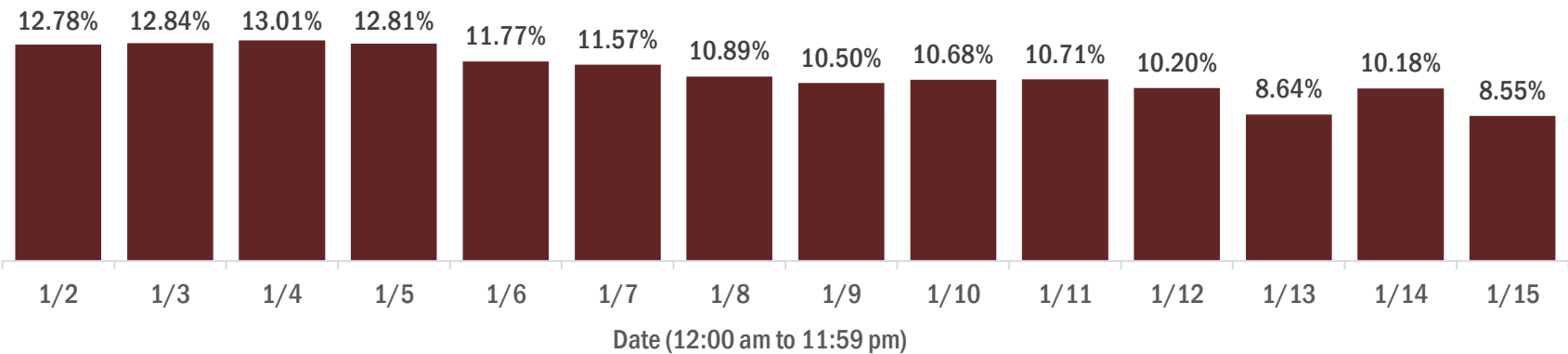
These counts include the number of people for whom the Department received PCR or antigen laboratory results by day. People tested on multiple days will be included for each day a new result was received. A person is only counted once for each day they are tested, regardless of whether multiple specimens are tested or multiple results are received. If a person has a positive specimen and a negative specimen in the same day, only the positive result is counted.



### Percent positivity for new cases in Florida residents

The percent of positive results ranged from 8.55% to 13.01% over the past 2 weeks and was 8.55% yesterday.

This percent is the number of people who test PCR- or antigen-positive for the first time divided by all the people tested that day, excluding people who have previously tested positive.



# COVID-19: characteristics of 1,531,830 Florida resident cases

Data through Jan 15, 2021 verified as of Jan 16, 2021 at 09:25 AM

Data in this report are provisional and subject to change.

Age group	Cases			Hospitalizations		Deaths		
0-4 years	28,369	<div></div>	2%	450	<div></div>	1%	0	0%
5-14 years	85,553	<div></div>	6%	411	<div></div>	1%	5	0%
15-24 years	237,004	<div></div>	15%	1,717	<div></div>	3%	35	0%
25-34 years	271,492	<div></div>	18%	3,461	<div></div>	5%	132	1%
35-44 years	238,657	<div></div>	16%	5,221	<div></div>	8%	374	2%
45-54 years	235,048	<div></div>	15%	7,949	<div></div>	12%	918	4%
55-64 years	201,136	<div></div>	13%	11,606	<div></div>	17%	2,597	11%
65-74 years	127,600	<div></div>	8%	13,896	<div></div>	20%	5,110	21%
75-84 years	71,158	<div></div>	5%	13,685	<div></div>	20%	7,191	30%
85+ years	34,620	<div></div>	2%	9,389	<div></div>	14%	7,642	32%
Unknown	1,193	<div></div>	0%	5	<div></div>	0%	0	0%
Total	1,531,830			67,790			24,004	

Gender	Cases		
Female	798,512	<div></div>	52%
Male	721,761	<div></div>	47%
Unknown	11,557	<div></div>	1%
Total	1,531,830		

Ethnicity	Cases			Hospitalizations			Deaths		
Hispanic	480,695	<div></div>	31%	17,767	<div></div>	26%	5,740	<div></div>	24%
Non-Hispanic	711,382	<div></div>	46%	46,508	<div></div>	69%	16,581	<div></div>	69%
Unknown	339,753	<div></div>	22%	3,515	<div></div>	5%	1,683	<div></div>	7%
Total	1,531,830			67,790			24,004		

Race and ethnicity	Cases			Hospitalizations			Deaths		
White	831,657	<div></div>	54%	43,602	<div></div>	64%	17,299	<div></div>	72%
Hispanic	319,572	<div></div>	21%	12,529	<div></div>	18%	4,540	<div></div>	19%
Non-Hispanic	448,380	<div></div>	29%	29,650	<div></div>	44%	11,938	<div></div>	50%
Unknown	63,705	<div></div>	4%	1,423	<div></div>	2%	821	<div></div>	3%
Black	200,482	<div></div>	13%	14,352	<div></div>	21%	4,021	<div></div>	17%
Hispanic	11,344	<div></div>	1%	593	<div></div>	1%	155	<div></div>	1%
Non-Hispanic	171,346	<div></div>	11%	13,428	<div></div>	20%	3,713	<div></div>	15%
Unknown	17,792	<div></div>	1%	331	<div></div>	0%	153	<div></div>	1%
Other race	219,507	<div></div>	14%	7,762	<div></div>	11%	1,907	<div></div>	8%
Hispanic	111,510	<div></div>	7%	4,198	<div></div>	6%	891	<div></div>	4%
Non-Hispanic	74,523	<div></div>	5%	3,200	<div></div>	5%	846	<div></div>	4%
Unknown	33,474	<div></div>	2%	364	<div></div>	1%	170	<div></div>	1%
Unknown race	280,184	<div></div>	18%	2,074	<div></div>	3%	777	<div></div>	3%
Hispanic	38,269	<div></div>	2%	447	<div></div>	1%	154	<div></div>	1%
Non-Hispanic	17,133	<div></div>	1%	230	<div></div>	0%	84	<div></div>	0%
Unknown	224,782	<div></div>	15%	1,397	<div></div>	2%	539	<div></div>	2%
Total	1,531,830			67,790			24,004		

**Hospitalization** counts include anyone who was hospitalized at some point during their illness. It does not reflect the number of people currently hospitalized. **Other race** includes any person with a race of American Indian/Alaskan native, Asian, native Hawaiian/Pacific Islander, or other.

# COVID-19: deaths in Florida residents and staff of long-term care facilities

Data through Jan 15, 2021 verified as of Jan 16, 2021 at 09:25 AM

Data in this report are provisional and subject to change.

For current cases in residents or staff of long-term care facilities, please visit: <https://floridahealthcovid19.gov/>

County	Deaths		County	Deaths		County	Deaths	
Dade	931	<div></div> 11%	Okaloosa	134	<div></div> 2%	Okeechobee	16	<div></div> 0%
Palm Beach	872	<div></div> 10%	Hernando	126	<div></div> 1%	Calhoun	13	<div></div> 0%
Pinellas	744	<div></div> 8%	Osceola	116	<div></div> 1%	Gadsden	12	<div></div> 0%
Broward	535	<div></div> 6%	Charlotte	102	<div></div> 1%	Gulf	12	<div></div> 0%
Hillsborough	460	<div></div> 5%	Clay	90	<div></div> 1%	Washington	12	<div></div> 0%
Polk	380	<div></div> 4%	Indian River	88	<div></div> 1%	Baker	11	<div></div> 0%
Brevard	309	<div></div> 4%	Jackson	79	<div></div> 1%	Jefferson	10	<div></div> 0%
Lee	305	<div></div> 3%	Leon	72	<div></div> 1%	Holmes	8	<div></div> 0%
Sarasota	300	<div></div> 3%	Bay	63	<div></div> 1%	Lafayette	8	<div></div> 0%
Duval	286	<div></div> 3%	St. Johns	62	<div></div> 1%	Wakulla	7	<div></div> 0%
Orange	286	<div></div> 3%	Highlands	59	<div></div> 1%	Desoto	6	<div></div> 0%
Volusia	226	<div></div> 3%	Suwannee	56	<div></div> 1%	Bradford	4	<div></div> 0%
St. Lucie	210	<div></div> 2%	Santa Rosa	50	<div></div> 1%	Levy	4	<div></div> 0%
Marion	201	<div></div> 2%	Alachua	44	<div></div> 0%	Flagler	3	<div></div> 0%
Seminole	193	<div></div> 2%	Columbia	43	<div></div> 0%	Monroe	3	<div></div> 0%
Escambia	188	<div></div> 2%	Sumter	36	<div></div> 0%	Taylor	3	<div></div> 0%
Pasco	162	<div></div> 2%	Nassau	28	<div></div> 0%	Hardee	2	<div></div> 0%
Collier	161	<div></div> 2%	Putnam	23	<div></div> 0%	Dixie	1	<div></div> 0%
Manatee	158	<div></div> 2%	Hendry	20	<div></div> 0%	Liberty	1	<div></div> 0%
Citrus	146	<div></div> 2%	Walton	20	<div></div> 0%			
Lake	144	<div></div> 2%	Madison	18	<div></div> 0%			
Martin	134	<div></div> 2%	Gilchrist	17	<div></div> 0%			
						Total	8,813	

**Note:** cases are summarized by the county of usual residence. Residents and staff may be cases associated with facilities that are not in their county of usual residence, resulting in cases being included below for counties that do not have facilities with known cases.

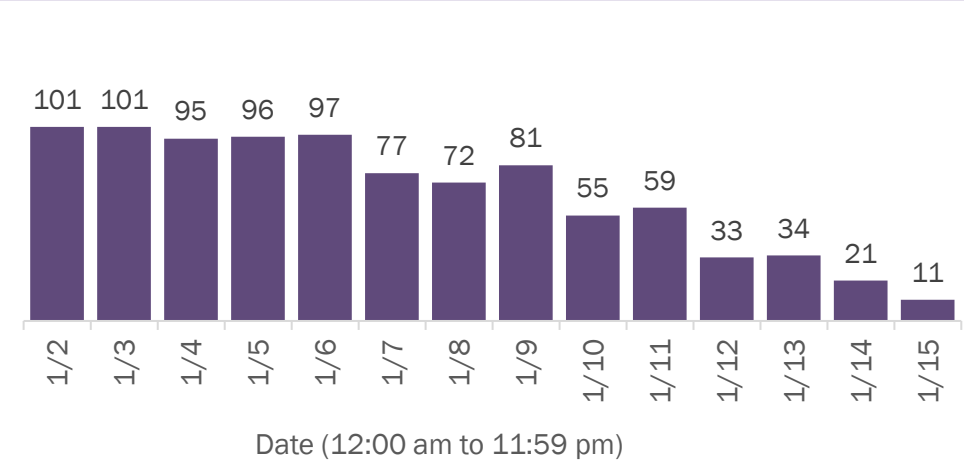
# COVID-19: cases in Florida residents who have died

Data through Jan 15, 2021 verified as of Jan 16, 2021 at 09:25 AM

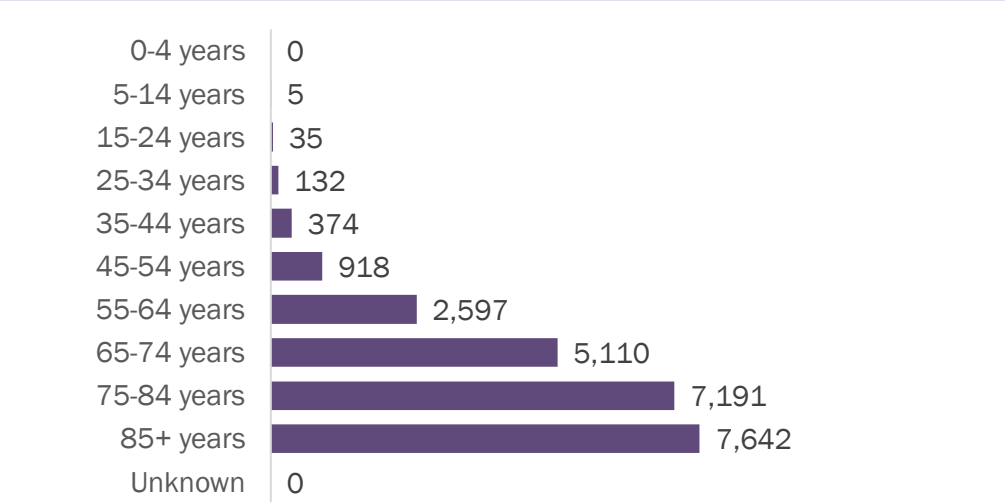
Data in this report are provisional and subject to change.

Demographics for all identified COVID-19 deaths: 24,004

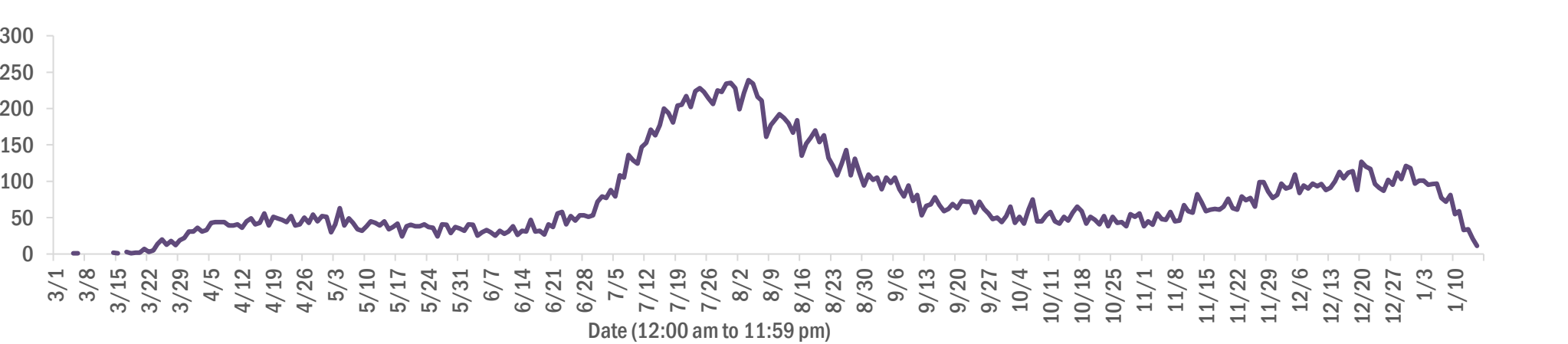
Deaths by date of death for the past 2 weeks



Deaths by age group



Deaths by date of death since March 2020



Age group	Deaths	Cases	Case fatality rate	Mortality rate per 100,000 population
0-4 years	0	28,369	0.0%	0.0
5-14 years	5	85,553	0.0%	0.2
15-24 years	35	237,004	0.0%	1.4
25-34 years	132	271,492	0.0%	4.7
35-44 years	374	238,657	0.2%	14.3
45-54 years	918	235,048	0.4%	32.9
55-64 years	2,597	201,136	1.3%	89.8
65-74 years	5,110	127,600	4.0%	210.6
75-84 years	7,191	71,158	10.1%	512.1
85+ years	7,642	34,620	22.1%	1323.2
Unknown	0	1,193	0.0%	
Total	24,004	1,531,830	1.6%	111.1

Gender	Deaths	Cases	Case fatality rate	Mortality rate per 100,000 population
Male	13,450	721,761	1.9%	127.4
Female	10,554	798,512	1.3%	95.6
Unknown	0	11,557	0.0%	
Total	24,004	1,531,830	1.6%	111.1

Race	Deaths	Cases	Case fatality rate	Mortality rate per 100,000 population
Black	4,021	200,482	2.0%	109.9
White	17,299	831,657	2.1%	103.6
Other	1,907	219,507	0.9%	153.3
Unknown	777	280,184	0.3%	
Total	24,004	1,531,830	1.6%	111.1

Ethnicity	Deaths	Cases	Case fatality rate	Mortality rate per 100,000 population
Hispanic	5,740	480,695	1.2%	101.1
Non-Hispanic	16,581	711,382	2.3%	104.1
Unknown	1,683	339,753	0.5%	
Total	24,004	1,531,830	1.6%	111.1

# COVID-19: characteristics of 1,560,186 cases

Data through Jan 15, 2021 verified as of Jan 16, 2021 at 09:25 AM

Data in this report are provisional and subject to change.

Tables below include cases in Florida residents and non-Florida residents.

All 67 Florida counties have cases:

County	FL resident cases		Non-FL resident cases	Total cases	FL resident deaths	FL death rate
Dade	337,773	<div></div> 22%	4,069	341,842	4,561	1.4%
Broward	155,716	<div></div> 10%	1,874	157,590	1,957	1.3%
Palm Beach	95,224	<div></div> 6%	1,519	96,743	2,033	2.1%
Orange	91,339	<div></div> 6%	1,100	92,439	828	0.9%
Hillsborough	90,870	<div></div> 6%	762	91,632	1,175	1.3%
Duval	73,337	<div></div> 5%	1,216	74,553	800	1.1%
Pinellas	52,556	<div></div> 3%	1,326	53,882	1,173	2.2%
Lee	46,322	<div></div> 3%	1,481	47,803	727	1.6%
Polk	44,913	<div></div> 3%	311	45,224	887	2.0%
Osceola	29,815	<div></div> 2%	478	30,293	330	1.1%
Volusia	26,839	<div></div> 2%	411	27,250	472	1.8%
Escambia	24,307	<div></div> 2%	2,935	27,242	448	1.8%
Pasco	26,341	<div></div> 2%	243	26,584	453	1.7%
Manatee	25,418	<div></div> 2%	463	25,881	456	1.8%
Brevard	25,448	<div></div> 2%	383	25,831	578	2.3%
Collier	24,864	<div></div> 2%	781	25,645	375	1.5%
Leon	22,650	<div></div> 1%	744	23,394	201	0.9%
Sarasota	21,577	<div></div> 1%	941	22,518	560	2.6%
Marion	21,944	<div></div> 1%	86	22,030	534	2.4%
Seminole	21,625	<div></div> 1%	166	21,791	335	1.5%
Lake	18,960	<div></div> 1%	248	19,208	377	2.0%
Alachua	18,444	<div></div> 1%	211	18,655	145	0.8%
St. Lucie	17,410	<div></div> 1%	111	17,521	449	2.6%
St. Johns	16,227	<div></div> 1%	233	16,460	136	0.8%
Okaloosa	14,937	<div></div> 1%	170	15,107	257	1.7%
Bay	13,368	<div></div> 1%	581	13,949	255	1.9%
Clay	13,872	<div></div> 1%	32	13,904	221	1.6%
Santa Rosa	13,523	<div></div> 1%	175	13,698	177	1.3%
Martin	8,808	<div></div> 1%	156	8,964	228	2.6%
Charlotte	8,793	<div></div> 1%	128	8,921	258	2.9%
Hernando	8,817	<div></div> 1%	64	8,881	311	3.5%
Indian River	8,607	<div></div> 1%	75	8,682	189	2.2%
Citrus	7,805	<div></div> 1%	56	7,861	308	3.9%
Columbia	6,767	<div></div> 0%	33	6,800	131	1.9%
Sumter	6,302	<div></div> 0%	61	6,363	156	2.5%

County	FL resident cases		Non-FL resident cases	Total cases	FL resident deaths	FL death rate
Nassau	5,836	<div></div> 0%	368	6,204	73	1.3%
Highlands	5,774	<div></div> 0%	59	5,833	231	4.0%
Walton	5,237	<div></div> 0%	572	5,809	59	1.1%
Jackson	5,236	<div></div> 0%	60	5,296	122	2.3%
Putnam	4,975	<div></div> 0%	16	4,991	87	1.7%
Monroe	4,675	<div></div> 0%	242	4,917	37	0.8%
Gadsden	4,717	<div></div> 0%	15	4,732	64	1.4%
Flagler	4,621	<div></div> 0%	51	4,672	52	1.1%
Suwannee	4,549	<div></div> 0%	26	4,575	100	2.2%
Hendry	3,766	<div></div> 0%	18	3,784	53	1.4%
Unknown	246	<div></div> 0%	3,041	3,287	0	0.0%
Desoto	3,185	<div></div> 0%	16	3,201	66	2.1%
Okeechobee	2,931	<div></div> 0%	30	2,961	56	1.9%
Baker	2,802	<div></div> 0%	12	2,814	40	1.4%
Wakulla	2,628	<div></div> 0%	9	2,637	32	1.2%
Bradford	2,478	<div></div> 0%	8	2,486	26	1.0%
Hardee	2,375	<div></div> 0%	12	2,387	22	0.9%
Levy	2,302	<div></div> 0%	9	2,311	22	1.0%
Taylor	2,259	<div></div> 0%	5	2,264	29	1.3%
Washington	2,240	<div></div> 0%	21	2,261	30	1.3%
Holmes	1,934	<div></div> 0%	30	1,964	32	1.7%
Madison	1,674	<div></div> 0%	23	1,697	34	2.0%
Union	1,609	<div></div> 0%	0	1,609	69	4.3%
Gulf	1,521	<div></div> 0%	18	1,539	31	2.0%
Lafayette	1,490	<div></div> 0%	0	1,490	23	1.5%
Calhoun	1,436	<div></div> 0%	2	1,438	32	2.2%
Hamilton	1,396	<div></div> 0%	16	1,412	15	1.1%
Dixie	1,307	<div></div> 0%	3	1,310	11	0.8%
Jefferson	1,154	<div></div> 0%	22	1,176	18	1.6%
Gilchrist	1,122	<div></div> 0%	2	1,124	27	2.4%
Franklin	1,081	<div></div> 0%	24	1,105	4	0.4%
Liberty	925	<div></div> 0%	1	926	14	1.5%
Glades	831	<div></div> 0%	2	833	12	1.4%
Total	1,531,830		28,356	1,560,186	24,004	1.6%



# COVID-19: characteristics of 1,531,830 Florida resident cases

Data through Jan 15, 2021 verified as of Jan 16, 2021 at 09:25 AM

Data in this report are provisional and subject to change.

The table below includes the cities and counties of residence for cases in Florida residents based on the patient's ZIP Code. Note that city is not always received as part of the initial notification and may be missing while the case is being investigated.

City and county	Cases
Miami, Dade	196,187
Jacksonville, Duval	68,752
Orlando, Orange	67,980
Tampa, Hillsborough	53,547
Hialeah, Dade	47,868
Fort Lauderdale, Broward	34,163
Hollywood, Broward	30,058
West Palm Beach, Palm Beach	23,216
Kissimmee, Osceola	22,961
Tallahassee, Leon	21,732
Naples, Collier	20,712
Pensacola, Escambia	20,031
Homestead, Dade	19,989
Saint Petersburg, Pinellas	19,625
Fort Myers, Lee	18,218
Bradenton, Manatee	16,756
Boca Raton, Palm Beach	16,335
Ocala, Marion	16,215
Lakeland, Polk	15,854
Pompano Beach, Broward	15,611
Gainesville, Alachua	14,747
Sarasota, Sarasota	13,398
Lake Worth, Palm Beach	11,681
Cape Coral, Lee	11,567
Port Saint Lucie, St. Lucie	11,338
Clearwater, Pinellas	10,376
Miramar, Broward	10,096
Miami Beach, Dade	9,913
Boynton Beach, Palm Beach	9,113
Doral, Dade	8,741
Miami Gardens, Dade	8,679
Coral Springs, Broward	8,591
Saint Augustine, St. Johns	8,543
Panama City, Bay	8,514
Melbourne, Brevard	7,632
Winter Haven, Polk	7,495
Lehigh Acres, Lee	7,366
Delray Beach, Palm Beach	7,170
Riverview, Hillsborough	6,832
Vero Beach, Indian River	6,612
Davie, Broward	6,590
Milton, Santa Rosa	6,540
Lake City, Columbia	6,222
New Port Richey, Pasco	6,102
Sunrise, Broward	6,074
Fort Pierce, St. Lucie	5,885
Coral Gables, Dade	5,813
Saint Cloud, Osceola	5,741
Largo, Pinellas	5,733
Orange Park, Clay	5,696
Palm Bay, Brevard	5,594
Daytona Beach, Volusia	5,564
Apopka, Orange	5,460
Brandon, Hillsborough	5,241
Spring Hill, Hernando	5,234
Plantation, Broward	5,209
North Miami Beach, Dade	5,060
Clermont, Lake	5,009
Plant City, Hillsborough	4,918

# COVID-19: characteristics of 1,531,830 Florida resident cases

Data through Jan 15, 2021 verified as of Jan 16, 2021 at 09:25 AM

Data in this report are provisional and subject to change.

The table below includes the cities and counties of residence for cases in Florida residents based on the patient's ZIP Code. Note that city is not always received as part of the initial notification and may be missing while the case is being investigated.

City and county	Cases
Weston, Broward	4,913
Davenport, Polk	4,776
Sanford, Seminole	4,734
Jupiter, Palm Beach	4,658
Deltona, Volusia	4,587
Deerfield Beach, Broward	4,507
Port Charlotte, Charlotte	4,379
Winter Garden, Orange	4,362
Fort Walton Beach, Okaloosa	4,257
Stuart, Martin	4,182
Tamarac, Broward	4,117
Miami Lakes, Dade	3,949
Crestview, Okaloosa	3,898
Palm Coast, Flagler	3,890
Land O Lakes, Pasco	3,833
Wesley Chapel, Pasco	3,821
Palm Beach Gardens, Palm Beach	3,723
Coconut Creek, Broward	3,711
Palmetto, Manatee	3,675
Deland, Volusia	3,666
Winter Park, Orange	3,648
Live Oak, Suwannee	3,591
Palm Harbor, Pinellas	3,560
Margate, Broward	3,558
Opa Locka, Dade	3,539
Oviedo, Seminole	3,479
Wellington, Palm Beach	3,443
Middleburg, Clay	3,331
Altamonte Springs, Seminole	3,286
Venice, Sarasota	3,243
Lutz, Hillsborough	3,207
North Port, Sarasota	3,179
Haines City, Polk	3,176
Punta Gorda, Charlotte	3,141
Sebring, Highlands	3,121
Arcadia, Desoto	3,100
Brooksville, Hernando	3,094
Leesburg, Lake	3,093
Port Orange, Volusia	3,056
Ocoee, Orange	3,034
Hallandale, Broward	3,031
Valrico, Hillsborough	3,008
Immokalee, Collier	2,984
Saint Johns, St. Johns	2,954
Okeechobee, Okeechobee	2,919
Bonita Springs, Lee	2,907
Pembroke Pines, Broward	2,892
The Villages, Sumter	2,845
Seminole, Pinellas	2,802
Cutler Ridge, Dade	2,744
Zephyrhills, Pasco	2,709
Navarre, Santa Rosa	2,708
Ormond Beach, Volusia	2,674
Pinellas Park, Pinellas	2,595
Longwood, Seminole	2,593
Windermere, Orange	2,549
Ruskin, Hillsborough	2,518
North Lauderdale, Broward	2,511
North Miami, Dade	2,507



# COVID-19: characteristics of 1,531,830 Florida resident cases

Data through Jan 15, 2021 verified as of Jan 16, 2021 at 09:25 AM

Data in this report are provisional and subject to change.

The table below includes the cities and counties of residence for cases in Florida residents based on the patient's ZIP Code. Note that city is not always received as part of the initial notification and may be missing while the case is being investigated.

City and county	Cases
Jacksonville Beach, Duval	2,495
Key West, Monroe	2,488
Gulf Breeze, Santa Rosa	2,484
Quincy, Gadsden	2,484
Niceville, Okaloosa	2,448
Cantonment, Escambia	2,438
Lake Worth Beach, Palm Beach	2,411
Crawfordville, Wakulla	2,371
Cocoa, Brevard	2,345
Palatka, Putnam	2,317
Hudson, Pasco	2,242
Bartow, Polk	2,236
Casselberry, Seminole	2,231
Green Cove Springs, Clay	2,194
Dade City, Pasco	2,188
Panama City Beach, Bay	2,140
Fernandina Beach, Nassau	2,123
Perry, Taylor	2,111
Oakland Park, Broward	2,108
North Fort Myers, Lee	2,105
Marianna, Jackson	2,077
Ponte Vedra Beach, St. Johns	2,067
Port Richey, Pasco	2,067
Clewiston, Hendry	2,017
Lake Mary, Seminole	2,014
Auburndale, Polk	2,007
Kissimmee, Polk	1,948
Tarpon Springs, Pinellas	1,897
Aventura, Dade	1,882
Winter Springs, Seminole	1,880
Titusville, Brevard	1,867
Inverness, Citrus	1,850
New Smyrna Beach, Volusia	1,843
Royal Palm Beach, Palm Beach	1,817
Lynn Haven, Bay	1,804
Merritt Island, Brevard	1,785
Lake Wales, Polk	1,775
Fleming Island, Clay	1,774
Defuniak Springs, Walton	1,764
Chipley, Washington	1,751
Santa Rosa Beach, Walton	1,749
Belle Glade, Palm Beach	1,737
Wimauma, Hillsborough	1,724
Estero, Lee	1,698
Parkland, Broward	1,675
Eustis, Lake	1,673
Starke, Bradford	1,673
Dunedin, Pinellas	1,665
Loxahatchee, Palm Beach	1,644
Cooper City, Broward	1,640
Labelle, Hendry	1,630
Holiday, Pasco	1,609
Sarasota, Manatee	1,574
Key Biscayne, Dade	1,563
Destin, Okaloosa	1,544
Odessa, Hillsborough	1,508
Avon Park, Highlands	1,506
Mulberry, Polk	1,504
Parrish, Manatee	1,494

# COVID-19: characteristics of 1,531,830 Florida resident cases

Data through Jan 15, 2021 verified as of Jan 16, 2021 at 09:25 AM

Data in this report are provisional and subject to change.

The table below includes the cities and counties of residence for cases in Florida residents based on the patient's ZIP Code. Note that city is not always received as part of the initial notification and may be missing while the case is being investigated.

City and county	Cases
Palm City, Martin	1,477
Mayo, Lafayette	1,467
Mount Dora, Lake	1,456
Coconut Grove, Dade	1,449
Rockledge, Brevard	1,448
Missing, Dade	1,443
Seffner, Hillsborough	1,438
Crossings, Dade	1,435
Tavares, Lake	1,410
Bonifay, Holmes	1,398
Carol City, Dade	1,391
Wauchula, Hardee	1,381
Riviera Beach, Palm Beach	1,380
Summerfield, Marion	1,355
Yulee, Nassau	1,336
Macclenny, Baker	1,322
Groveland, Lake	1,275
Orange City, Volusia	1,248
Maitland, Orange	1,244
Crystal River, Citrus	1,235
Pinecrest, Dade	1,235
Lake Butler, Union	1,228
Ponte Vedra, St. Johns	1,219
Lithia, Hillsborough	1,204
Callahan, Nassau	1,197
Biscayne Park, Dade	1,196
Sebastian, Indian River	1,151
Homosassa, Citrus	1,140
Madison, Madison	1,135
Florida City, Dade	1,132
Indiantown, Martin	1,130
Lady Lake, Lake	1,121
Graceville, Jackson	1,120
Dania, Broward	1,104
Pace, Santa Rosa	1,103
Atlantic Beach, Duval	1,099
Gibsonton, Hillsborough	1,087
Century, Escambia	1,079
Monticello, Jefferson	1,065
Hobe Sound, Martin	1,051
Lake Placid, Highlands	1,046
Palmetto Bay, Dade	1,043
Dover, Hillsborough	1,039
Apollo Beach, Hillsborough	1,018
Alachua, Alachua	1,002
Oldsmar, Pinellas	1,001
Sun City Center, Hillsborough	991
Dunnellon, Marion	982
Palm Springs, Palm Beach	978
El Portal, Dade	972
Jasper, Hamilton	935
Blountstown, Calhoun	926
Edgewater, Volusia	920
Bellevue, Marion	919
Havana, Gadsden	918
Lantana, Palm Beach	912
Lecanto, Citrus	907
North Palm Beach, Palm Beach	899
Debary, Volusia	898

# COVID-19: characteristics of 1,531,830 Florida resident cases

Data through Jan 15, 2021 verified as of Jan 16, 2021 at 09:25 AM

Data in this report are provisional and subject to change.

The table below includes the cities and counties of residence for cases in Florida residents based on the patient's ZIP Code. Note that city is not always received as part of the initial notification and may be missing while the case is being investigated.

City and county	Cases
Hilliard, Nassau	896
Newberry, Alachua	894
South Miami, Dade	890
Everglades National Park, Dade	884
Sanderson, Baker	870
Williston, Levy	841
Freeport, Walton	821
Jensen Beach, Martin	818
Coleman, Sumter	807
Wewahitchka, Gulf	804
Satellite Beach, Brevard	802
Keystone Heights, Clay	794
Safety Harbor, Pinellas	793
Trenton, Gilchrist	793
Beverly Hills, Citrus	781
Wildwood, Sumter	781
Moore Haven, Glades	781
Ellenton, Manatee	780
Fellsmere, Indian River	746
Frostproof, Polk	745
Lauderhill, Broward	741
Nokomis, Sarasota	740
Englewood, Charlotte	736
Cross City, Dixie	730
Fisher Island, Dade	727
Bristol, Liberty	727
Mary Esther, Okaloosa	727
Hernando, Citrus	722
Wilton Manors, Broward	717
Dunnellon, Citrus	705
Uleta, Dade	704
Olympia Heights, Dade	704
Key Largo, Monroe	693
Port Saint Joe, Gulf	692
Bushnell, Sumter	688
Polk City, Polk	682
Medley, Dade	680
Coral, Dade	680
Shalimar, Okaloosa	667
South Bay, Palm Beach	665
Chattahoochee, Gadsden	663
Pahokee, Palm Beach	654
Lauderdale Lakes, Broward	645
Marco Island, Collier	636
Englewood, Sarasota	613
Glen Saint Mary, Baker	607
Fort Meade, Polk	601
Crescent City, Putnam	598
Lawtey, Bradford	597
High Springs, Alachua	589
Interlachen, Putnam	579
Cocoa Beach, Brevard	578
Chiefland, Levy	576
Indialantic, Brevard	576
Bowling Green, Hardee	574
Miramar Beach, Walton	564
Spring Hill, Pasco	542
Neptune Beach, Duval	537
Thonotosassa, Hillsborough	536

# COVID-19: characteristics of 1,531,830 Florida resident cases

Data through Jan 15, 2021 verified as of Jan 16, 2021 at 09:25 AM

Data in this report are provisional and subject to change.

The table below includes the cities and counties of residence for cases in Florida residents based on the patient's ZIP Code. Note that city is not always received as part of the initial notification and may be missing while the case is being investigated.

City and county	Cases
Old Town, Dixie	531
Minneola, Lake	526
Sorrento, Lake	525
Jacksonville, St. Johns	525
Marathon, Monroe	522
Trinity, Pasco	518
Southwest Ranches, Broward	518
Fruitland Park, Lake	513
Lake Alfred, Polk	506
Carrabelle, Franklin	497
Fort White, Columbia	486
Sneads, Jackson	480
Fort Myers Beach, Lee	479
Bronson, Levy	478
West Melbourne, Brevard	477
Belle Isle, Orange	463
Sweetwater, Dade	458
Baker, Okaloosa	453
Umatilla, Lake	432
Clearwater Beach, Pinellas	430
Jay, Santa Rosa	416
Cottdale, Jackson	413
Gulfport, Pinellas	406
South Daytona, Volusia	403
Weeki Wachee, Hernando	401
Palm Beach, Palm Beach	399
East Palatka, Putnam	398
Mascotte, Lake	398
Hawthorne, Alachua	398
Centerville, Leon	386
Oakland, Orange	386
Rotunda West, Charlotte	384
Midway, Gadsden	384
Citra, Marion	383
Florida State University, Leon	383
Silver Springs, Marion	380
Oxford, Sumter	377
Zolfo Springs, Hardee	375
Bunnell, Flagler	371
Missing, Volusia	365
Altha, Calhoun	362
Missing, Orange	358
Raiford, Union	349
Melbourne Beach, Brevard	345
Molino, Escambia	340
Branford, Suwannee	334
Myakka City, Manatee	333
Alva, Lee	333
Surfside, Dade	330
Cape Canaveral, Brevard	324
Youngstown, Bay	323
Celebration, Osceola	322
Flagler Beach, Flagler	318
Tavernier, Monroe	317
Missing, Marion	317
Ocklawaha, Marion	315
Apalachicola, Franklin	310
Archer, Alachua	306
Haverhill, Palm Beach	306

# COVID-19: characteristics of 1,531,830 Florida resident cases

Data through Jan 15, 2021 verified as of Jan 16, 2021 at 09:25 AM

Data in this report are provisional and subject to change.

The table below includes the cities and counties of residence for cases in Florida residents based on the patient's ZIP Code. Note that city is not always received as part of the initial notification and may be missing while the case is being investigated.

City and county	Cases
Hastings, St. Johns	305
De Leon Springs, Volusia	300
Bell, Gilchrist	299
Malone, Jackson	299
Indian Harbour Beach, Brevard	298
Mims, Brevard	292
Pierson, Volusia	289
Dundee, Polk	289
Osprey, Sarasota	288
Grand Ridge, Jackson	281
Eagle Lake, Polk	280
Lehigh, Lee	280
Bal Harbour, Dade	273
Missing, St. Johns	270
Greenville, Madison	270
Lake Park, Palm Beach	270
Holly Hill, Volusia	269
Ave Maria, Collier	267
Jennings, Hamilton	266
Westville, Holmes	259
Eastpoint, Franklin	258
Vernon, Washington	258
Winter Park, Seminole	257
Webster, Sumter	257
Chuluota, Seminole	255
Missing, Lee	254
Tequesta, Palm Beach	252
Melrose, Putnam	249
Gotha, Orange	248
West Miami, Dade	248
Grand Island, Lake	245
Floral City, Citrus	243
Montverde, Lake	242
Satsuma, Putnam	241
Greenwood, Jackson	241
Kenneth City, Pinellas	235
Elkton, St. Johns	234
Reddick, Marion	232
O Brien, Suwannee	230
Orlando, Osceola	230
Valparaiso, Okaloosa	229
Indian Rocks Beach, Pinellas	228
Bryceville, Nassau	227
Malabar, Brevard	220
Ponce De Leon, Holmes	217
San Antonio, Pasco	217
South Pasadena, Pinellas	214
Sebastian, Brevard	209
Alafaya, Orange	209
Belleair, Pinellas	206
Gretna, Gadsden	205
Edgewood, Orange	204
Missing, Santa Rosa	204
Laurel Hill, Okaloosa	203
Lake Panasoffkee, Sumter	197
Fort McCoy, Marion	197
Anthony, Marion	197
White Springs, Hamilton	194
Orlando, Seminole	192

# COVID-19: characteristics of 1,531,830 Florida resident cases

Data through Jan 15, 2021 verified as of Jan 16, 2021 at 09:25 AM

Data in this report are provisional and subject to change.

The table below includes the cities and counties of residence for cases in Florida residents based on the patient's ZIP Code. Note that city is not always received as part of the initial notification and may be missing while the case is being investigated.

City and county	Cases
Bay Harbor Islands, Dade	191
Wellborn, Suwannee	188
Hosford, Liberty	183
Eglin Air Force Base, Okaloosa	181
Sanibel, Lee	181
Morriston, Levy	181
Inlet Beach, Walton	180
Missing, Palm Beach	179
Lee, Madison	179
Geneva, Seminole	177
Saint James City, Lee	175
Kindred, Osceola	174
Southport, Bay	171
Mcdavid, Escambia	169
Fern Park, Seminole	162
Greenacres, Palm Beach	159
Weirsdale, Marion	158
Orlando, Dade	158
Mcalpin, Suwannee	156
Longboat Key, Manatee	156
Hallandale Beach, Broward	155
Azalea Park, Orange	155
Alford, Jackson	152
Howey-In-The-Hills, Lake	151
Zellwood, Orange	149
Juno Beach, Palm Beach	149
Apopka, Seminole	148
Lakewood Ranch, Manatee	147
Micanopy, Alachua	147
Holmes Beach, Manatee	146
Fountain, Bay	146
Astatula, Lake	144
Caryville, Washington	141
Lauderdale By The Sea, Broward	140
Babson Park, Polk	140
Sopchoppy, Wakulla	140
Missing, Brevard	139
Islamorada, Monroe	139
Summerland Key, Monroe	138
Clair-Mel City, Hillsborough	137
University Of Miami, Dade	136
Holt, Okaloosa	135
Orlando, Polk	133
Madeira Beach, Pinellas	133
Missing, Duval	131
Hiawassee, Orange	130
Altoona, Lake	130
Bokeelia, Lee	130
Center Hill, Sumter	129
Poinciana, Polk	129
Lockhart, Orange	127
Pomona Park, Putnam	127
The Villages, Lake	127
Bay Lake, Orange	125
Atlantis, Palm Beach	122
Mangonia Park, Palm Beach	122
Viera, Brevard	121
Rocky Point, Hillsborough	120
Missing, St. Lucie	119



# COVID-19: characteristics of 1,531,830 Florida resident cases

Data through Jan 15, 2021 verified as of Jan 16, 2021 at 09:25 AM

Data in this report are provisional and subject to change.

The table below includes the cities and counties of residence for cases in Florida residents based on the patient's ZIP Code. Note that city is not always received as part of the initial notification and may be missing while the case is being investigated.

City and county	Cases
Matlacha, Lee	116
Carrollwood, Hillsborough	115
Orlando, Broward	115
Missing, Pinellas	112
Oak Hill, Volusia	112
Lake Helen, Volusia	112
Odessa, Pasco	109
Hypoluxo, Palm Beach	108
Osteen, Volusia	107
Steinhatchee, Taylor	105
Golden Beach, Dade	105
Cutler Bay, Dade	103
Big Pine Key, Monroe	103
Baldwin, Duval	102
Grant-Valkaria, Brevard	101
Orlando, Hillsborough	101
Hollister, Putnam	101
Ponce Inlet, Volusia	101
Clarksville, Calhoun	100
Cloud Lake, Palm Beach	100
Placida, Charlotte	100
Orlando, Volusia	100
South Fort Myers, Lee	97
Citrus Springs, Citrus	97
San Mateo, Putnam	96
Missing, Broward	96
University Of FI, Alachua	96
Inglis, Levy	96
Sumterville, Sumter	94
Lady Lake, Sumter	94
Kendall, Dade	94
Panacea, Wakulla	93
Buena Ventura Lakes, Osceola	92
Hampton, Bradford	90
Seville, Volusia	89
Lake Hamilton, Polk	88
Missing, Pasco	88
Temple Terrace, Hillsborough	86
Lutz, Pasco	86
Missing, Collier	86
Maitland, Seminole	83
Hurlburt Field, Okaloosa	83
Dinsmore, Duval	83
Waldo, Alachua	83
Harmony, Osceola	83
Florahome, Putnam	82
Brooker, Bradford	82
Christmas, Orange	81
Belleair Beach, Pinellas	81
Bascom, Jackson	80
Tierra Verde, Pinellas	78
Lamont, Jefferson	78
Callaway, Bay	77
F M, Lee	76
Canal Point, Palm Beach	75
Fruit Cove, St. Johns	74
Astor, Lake	73
Paisley, Lake	73
Palma Ceia, Hillsborough	72

# COVID-19: characteristics of 1,531,830 Florida resident cases

Data through Jan 15, 2021 verified as of Jan 16, 2021 at 09:25 AM

Data in this report are provisional and subject to change.

The table below includes the cities and counties of residence for cases in Florida residents based on the patient's ZIP Code. Note that city is not always received as part of the initial notification and may be missing while the case is being investigated.

City and county	Cases
Orlando, Palm Beach	72
Pinetta, Madison	72
Lighthouse Point, Broward	72
Orlando, Lake	71
Avon Park, Polk	71
Tyndall Air Force Base, Bay	70
Barefoot Bay, Brevard	70
University Of Central Florida, Orange	69
Missing, Hillsborough	67
University Of South Florida, Hillsborough	66
Missing, Lake	66
Eatonville, Orange	64
Missing, Citrus	64
Missing, Escambia	64
Welaka, Putnam	64
Ochopee, Collier	64
Cedar Key, Levy	63
Crystal Beach, Pinellas	63
Lorida, Highlands	63
Fort Denaud, Hendry	63
Bradenton Beach, Manatee	63
Stock Island, Monroe	62
Campbellton, Jackson	62
The Villages, Marion	62
Air Mail Facility, Dade	62
Kathleen, Polk	59
Ocean Ridge, Palm Beach	59
Greensboro, Gadsden	58
Patrick Air Force Base, Brevard	58
Bonita Beach, Lee	57
Princeton, Dade	56
Boca Grande, Lee	56
North Venice, Sarasota	56
Saint Pete Beach, Pinellas	55
Barry University, Dade	54
Dania Beach, Broward	53
Sunny Isles Beach, Dade	53
Georgetown, Putnam	51
Missing, Martin	51
West Park, Broward	50
Yalaha, Lake	50
Destin, Walton	49
University Of Central Fl, Orange	48
Felda, Hendry	47
North Redington Beach, Pinellas	47
Walnut Hill, Escambia	47
Florida Gulf Coast Univ, Lee	46
Orlando, Brevard	45
Palm Beach Shores, Palm Beach	44
Treasure Island, Pinellas	44
Northdale, Hillsborough	44
Heathrow, Seminole	44
Cinco Bayou, Okaloosa	43
Micco, Brevard	43
Reunion, Osceola	43
Anna Maria, Manatee	43
Bellview, Escambia	43
Cudjoe Key, Monroe	43
City Of Sunrise, Broward	42

# COVID-19: characteristics of 1,531,830 Florida resident cases

Data through Jan 15, 2021 verified as of Jan 16, 2021 at 09:25 AM

Data in this report are provisional and subject to change.

The table below includes the cities and counties of residence for cases in Florida residents based on the patient's ZIP Code. Note that city is not always received as part of the initial notification and may be missing while the case is being investigated.

City and county	Cases
Missing, Seminole	42
Lake Suzy, Desoto	42
Missing, Monroe	42
Ona, Hardee	42
Aloma, Orange	41
Singer Island, Palm Beach	41
Missing, Clay	41
Missing, Hernando	41
Sewalls Point, Martin	41
Mexico Beach, Bay	40
Town N Country, Hillsborough	39
Missing, Indian River	39
University Of Tampa, Hillsborough	39
Miromar Lakes, Lee	39
Highland City, Polk	38
Manalapan, Palm Beach	38
Miami Springs, Dade	37
Terra Ceia, Manatee	37
Village Of Wellington, Palm Beach	37
Salt Springs, Marion	37
Eaton Park, Polk	36
Orlando, Pinellas	36
Waverly, Polk	36
Okahumpka, Lake	36
Duette, Manatee	36
Orlando, Leon	35
Naranja, Dade	34
Gulf Breeze, Escambia	34
Ebro, Washington	34
Flemington, Marion	34
Miami, Unknown	33
Enterprise, Volusia	33
Missing, Nassau	33
Missing, Manatee	33
Saint Leo, Pasco	33
Key Colony Beach, Monroe	32
Missing, Okaloosa	32
Highland Beach, Palm Beach	32
Intercession City, Osceola	32
Kenansville, Osceola	31
Palm Shores, Brevard	30
Bonita Springs, Collier	29
Tice, Lee	29
Hialeah Gardens, Dade	28
Green Acres, Palm Beach	28
Village Wellington, Palm Beach	28
Missing, Sumter	28
Bayonet Point, Pasco	27
Lulu, Columbia	27
Dowling Park, Suwannee	27
Pensacola Beach, Santa Rosa	27
Bay Pines, Pinellas	27
Florence Villa, Polk	27
Bagdad, Santa Rosa	27
Jupiter, Martin	26
Florida State, Leon	26
Caryville, Holmes	26
Univ Of FI Student Dorms, Alachua	26
South Palm Beach, Palm Beach	25

# COVID-19: characteristics of 1,531,830 Florida resident cases

Data through Jan 15, 2021 verified as of Jan 16, 2021 at 09:25 AM

Data in this report are provisional and subject to change.

The table below includes the cities and counties of residence for cases in Florida residents based on the patient's ZIP Code. Note that city is not always received as part of the initial notification and may be missing while the case is being investigated.

City and county	Cases
Pasadena, Pinellas	25
Nocatee, Desoto	25
Lacoochee, Pasco	25
Poinciana, Osceola	25
Penney Farms, Clay	25
Horseshoe Beach, Dixie	25
Miami Shores, Dade	25
South Miami Heights, Dade	25
Winter Garden, Lake	25
Kinard, Calhoun	25
Missing, Polk	24
North Bay Village, Dade	24
Florida International Univ, Dade	24
Hallandle Beach, Broward	24
Missing, Walton	24
Labelle, Glades	24
Orlando, Pasco	24
Santa Fe, Alachua	24
Orlando, Duval	23
Homosassa Springs, Citrus	23
Chokoloskee, Collier	23
Tangerine, Orange	23
Siesta Key, Sarasota	22
Florida Dept Of Corrections, Union	22
Earleton, Alachua	22
Mcintosh, Marion	22
Tioga, Alachua	22
Eloise, Polk	21
Lealman, Pinellas	21
Florida A And M University, Leon	21
Cortez, Manatee	20
Bradley, Polk	20
La Crosse, Alachua	20
Orlando, Marion	20
Sparr, Marion	20
City Of Westlake, Palm Beach	20
Palmdale, Glades	20
Bonaventure, Broward	20
Indian Lake Estates, Polk	20
Stetson University, Volusia	20
Venus, Highlands	20
Fort Lauderdale, Dade	20
Westchase, Hillsborough	20
Goulds, Dade	20
Balm, Hillsborough	19
New Smyrna, Volusia	19
Sun City, Hillsborough	19
Bonifay, Washington	19
Bostwick, Putnam	19
Sydney, Hillsborough	19
Long Key, Monroe	19
Homeland, Polk	19
Ponte Vedra, Duval	19
Little Torch Key, Monroe	18
Hawthorne, Putnam	18
University Of Central Florida, Broward	18
Sugarloaf Key, Monroe	18
Perdido Key, Escambia	18
Babcock Ranch, Lee	18

# COVID-19: characteristics of 1,531,830 Florida resident cases

Data through Jan 15, 2021 verified as of Jan 16, 2021 at 09:25 AM

Data in this report are provisional and subject to change.

The table below includes the cities and counties of residence for cases in Florida residents based on the patient's ZIP Code. Note that city is not always received as part of the initial notification and may be missing while the case is being investigated.

City and county	Cases
Branford, Lafayette	18
Lakeshore, Polk	18
Orange Lake, Marion	18
Missing, Osceola	17
Saint Marks, Wakulla	17
Wabasso, Indian River	17
Apopka, Lake	17
Mexico Beach, Gulf	17
Missing, Flagler	17
Bayshore Gardens, Manatee	17
Crystal Springs, Pasco	17
Paxton, Walton	17
Wausau, Washington	17
Yankeetown, Levy	17
Orlando, Alachua	17
Ridge Manor, Pasco	17
Candler, Marion	17
Graceville, Holmes	16
Mango, Hillsborough	16
Parker, Bay	16
West Panama City Beach, Bay	16
Alturas, Polk	16
Champions Gate, Polk	16
Loughman, Polk	15
Maitland, Volusia	15
Pine Hills, Orange	15
Laud-By-The-Sea, Broward	15
Lowell, Marion	15
Missing, Jackson	15
Mount Dora, Orange	15
Florida International University, Dade	15
Indian River Shores, Indian River	15
Pine Castle, Orange	15
White Springs, Columbia	14
Gulf Hammock, Levy	14
University Of Central FI, Hillsborough	14
Gulf Stream, Palm Beach	14
Miami, Broward	14
Ocoee, Lake	14
Orlando, Manatee	14
Goodland, Collier	14
Village Of Palmetto Bay, Dade	14
Jensen Beach, St. Lucie	14
Pembroke Park, Broward	14
Murdock, Charlotte	14
Missing, Taylor	14
Plymouth, Orange	14
Everglades City, Collier	14
Winter Park, Polk	14
Westlake, Palm Beach	13
Woodville, Leon	13
Lake City, Suwannee	13
Maitland, Polk	13
Fort Ogden, Desoto	13
Orlando, Flagler	13
Tallevast, Manatee	13
Orlando, Lee	13
Hernando Beach, Hernando	13
Maxville, Duval	13

# COVID-19: characteristics of 1,531,830 Florida resident cases

Data through Jan 15, 2021 verified as of Jan 16, 2021 at 09:25 AM

Data in this report are provisional and subject to change.

The table below includes the cities and counties of residence for cases in Florida residents based on the patient's ZIP Code. Note that city is not always received as part of the initial notification and may be missing while the case is being investigated.

City and county	Cases
Nalcrest, Polk	12
High Springs, Gilchrist	12
Pensacola Beach, Escambia	12
Maitland, Osceola	12
Golden Oak, Orange	12
Buckingham, Lee	12
Zellwood, Lake	12
Forest City, Orange	12
Davenport, Osceola	12
Wewahitchka, Calhoun	12
Fort Charlotte, Charlotte	12
Daytona Beach Shores, Volusia	12
Redington Shores, Pinellas	11
Long Boat Key, Manatee	11
Unknown, Dade	11
Saint George Island, Franklin	11
Archer, Levy	11
Brooksville, Pasco	11
Hollywood, Dade	11
Jacksonville, Unknown	11
Holder, Citrus	11
Graham, Bradford	11
Union Park, Orange	11
Saint Johns, Duval	11
Shady Hills, Pasco	11
Gonzalez, Escambia	11
Steinhatchee, Dixie	10
Rosemary Beach, Walton	10
Nichols, Polk	10
Passport, Unknown	10
Greenville, Taylor	10
Missing, Putnam	10
Apopka, Volusia	10
Wahneta, Polk	10
Durant, Hillsborough	10
Missing, Bay	10
Leisure City, Dade	10
Laurel Hill, Walton	10
Watersound, Walton	10
Ramrod Key, Monroe	10
Trenton, Levy	10
Telogia, Liberty	10
Missing, Columbia	10
Trilby, Pasco	10
Orlando, Okaloosa	9
Cottdale, Washington	9
Otter Creek, Levy	9
Palma Sola, Manatee	9
Saint Lucie West, St. Lucie	9
University Park, Manatee	9
Choctaw Beach, Okaloosa	9
Belleair Bluffs, Pinellas	9
Lake Como, Putnam	9
Johns Pass Village, Pinellas	9
Lake Buena Vista, Orange	9
Orlando, Escambia	9
Dade City, Hernando	9
Perrine, Dade	9
Roseland, Indian River	9



# COVID-19: characteristics of 1,531,830 Florida resident cases

Data through Jan 15, 2021 verified as of Jan 16, 2021 at 09:25 AM

Data in this report are provisional and subject to change.

The table below includes the cities and counties of residence for cases in Florida residents based on the patient's ZIP Code. Note that city is not always received as part of the initial notification and may be missing while the case is being investigated.

City and county	Cases
Fanning Springs, Gilchrist	9
Hillsboro Beach, Broward	9
Suwannee, Dixie	9
Hutchinson Island, St. Lucie	9
Lamont, Madison	9
Rubonia, Manatee	9
Indian Creek Village, Dade	9
Kingsley Lake, Bradford	8
Missing, Holmes	8
Florida State Univ Admin, Leon	8
Forest City, Seminole	8
Ozona, Pinellas	8
Salem, Taylor	8
Mount Plymouth, Lake	8
Orlando, St. Lucie	8
Missing, Suwannee	8
Braden River, Manatee	8
West Delray Beach, Palm Beach	8
Webster, Hernando	8
Kissimmee, Orange	8
Lake Monroe, Seminole	8
Ferndale, Lake	8
Missing, Sarasota	8
Hialeah, Unknown	8
Jerome, Collier	8
Maitland, Hillsborough	8
Innovation, Pasco	7
Citrus Ridge, Indian River	7
Ponce De Leon, Walton	7
Redington Beach, Pinellas	7
Maitland, Lake	7
Sea Ranch Lakes, Broward	7
Captiva, Lee	7
Cross Creek, Alachua	7
Seybold, Dade	7
Niceville, Walton	7
Orlando, Sarasota	7
Beverly Beach, Flagler	7
Pine Ridge, Citrus	7
Switzerland, St. Johns	7
University Of Central Fl, Martin	7
Port Saint John, Brevard	7
Basinger, Okeechobee	7
Evinston, Alachua	7
Virginia Gardens, Dade	7
Cypress, Jackson	7
Los Angeles, Dade	7
Lloyd, Jefferson	6
Copeland, Collier	6
Orchid, Indian River	6
Ybor City, Hillsborough	6
Morriston, Marion	6
Duck Key, Monroe	6
Umatilla, Marion	6
Orlando, St. Johns	6
Orange Springs, Marion	6
Seacrest, Walton	6
Fernandina, Nassau	6
Missing, Unknown	6

# COVID-19: characteristics of 1,531,830 Florida resident cases

Data through Jan 15, 2021 verified as of Jan 16, 2021 at 09:25 AM

Data in this report are provisional and subject to change.

The table below includes the cities and counties of residence for cases in Florida residents based on the patient's ZIP Code. Note that city is not always received as part of the initial notification and may be missing while the case is being investigated.

City and county	Cases
Briny Breezes, Palm Beach	6
Citrus Hills, Citrus	6
Grant Valkaria, Brevard	6
Mayport Naval Station, Duval	6
Lake Butler, Bradford	6
Aripeka, Pasco	6
Grandin, Putnam	6
Palm City, St. Lucie	6
Ocoee, Osceola	6
River Ranch, Polk	6
Quail Heights, Dade	6
Eau Gallie, Brevard	6
Missing, Highlands	6
Goldenrod, Seminole	6
Winderemere, Orange	6
East Lake, Marion	6
Gibsonia, Polk	6
Ebro, Bay	5
Eglin, Okaloosa	5
Deer Island, Lake	5
Barberville, Volusia	5
Grove City, Charlotte	5
Westchester, Dade	5
Apopka, Broward	5
Scottsmoor, Brevard	5
Wildlight, Nassau	5
Fairfield, Marion	5
Indian Shores, Pinellas	5
Putnam Hall, Putnam	5
Stuart, St. Lucie	5
Pass, Unknown	5
Valkaria, Brevard	5
Winter Park, Broward	5
Orlando, Charlotte	5
Winter Garden, Seminole	5
White City, Gulf	5
Worthington Springs, Union	5
Missing, Alachua	5
Eatonville, Polk	5
Anastasia Island, St. Johns	5
Winter Garden, Osceola	5
Elfers, Pasco	5
Orlando, Collier	5
Orlando, Hernando	5
N/A, Unknown	5
Okeechobee, Martin	5
Windermere, Alachua	5
Psl, Unknown	5
Naples, Lee	5
Lakewood Ranch, Sarasota	5
Longboat Key, Sarasota	5
Miccosukee, Leon	5
Keystone Heights, Bradford	5
Clarcona, Orange	4
Haines Creek, Lake	4
Pensacola, Unknown	4
Jacksonville Naval Air Station, Duval	4
Newberry, Gilchrist	4
Okeechobee, Osceola	4

# COVID-19: characteristics of 1,531,830 Florida resident cases

Data through Jan 15, 2021 verified as of Jan 16, 2021 at 09:25 AM

Data in this report are provisional and subject to change.

The table below includes the cities and counties of residence for cases in Florida residents based on the patient's ZIP Code. Note that city is not always received as part of the initial notification and may be missing while the case is being investigated.

City and county	Cases
Miami Gardens, Unknown	4
Miramar, Dade	4
Missing, Calhoun	4
Fort Lauderdale, Palm Beach	4
Clewiston, Palm Beach	4
Babcock Ranch, Charlotte	4
Branford, Gilchrist	4
San Carlos Park, Lee	4
Wakulla Springs, Wakulla	4
Orlando, Citrus	4
Oneco, Manatee	4
Day, Lafayette	4
Alafaya, Broward	4
International Service Center, Dade	4
Williston, Marion	4
Orange Park, Duval	4
Saint Augustine, Duval	4
Bella Collina, Lake	4
El Jobean, Charlotte	4
Hinsdale, Manatee	4
Nobleton, Hernando	4
Tampa, Pinellas	4
Shady Grove, Taylor	4
Milton, Escambia	4
Orlando, Santa Rosa	4
Holt, Santa Rosa	4
Inlet Beach, Bay	4
Maitland, Leon	4
Missing, Leon	4
Mayport, Duval	4
Windermere, Leon	4
University Of Central Florida, Brevard	4
West Bradenton, Manatee	4
Port Charlotte, Unknown	4
Okeechobee, Glades	4
Orlando, Columbia	4
Punta Gorda, Lee	4
Saint Augustine Beach, St. Johns	4
Loxahatchee Groves, Palm Beach	4
Live Oak, Madison	4
Deerfield Beach, Palm Beach	4
Glen Ridge, Palm Beach	4
Orlando, Highlands	4
Missing, Hendry	4
Port Salerno, Martin	4
Orlando, Bay	4
Ocean Breeze, Martin	4
Hialeah, Broward	4
Melrose, Bradford	4
Alys Beach, Bay	4
Margate, Unknown	3
Mid Florida, Seminole	3
Maitland, Pasco	3
Highland Park, Polk	3
Winter Garden, Polk	3
Lanark Village, Franklin	3
Labelle, Lee	3
Ocoee, Broward	3
Apopka, Osceola	3

# COVID-19: characteristics of 1,531,830 Florida resident cases

Data through Jan 15, 2021 verified as of Jan 16, 2021 at 09:25 AM

Data in this report are provisional and subject to change.

The table below includes the cities and counties of residence for cases in Florida residents based on the patient's ZIP Code. Note that city is not always received as part of the initial notification and may be missing while the case is being investigated.

City and county	Cases
Brewton, Escambia	3
Cassadaga, Volusia	3
University Of Central Florida, Palm Beach	3
Winter Park, Lake	3
Woodside, Broward	3
Pp, Dade	3
Pp, Unknown	3
Orem, Palm Beach	3
Hallandale Beach, Unknown	3
Blountstown, Liberty	3
Lynbrook, Broward	3
Miami Gardens, Broward	3
Miami, Palm Beach	3
Lakeland, Hillsborough	3
Lake Geneva, Clay	3
Saint Augusaintine Beach, St. Johns	3
Orlando, Indian River	3
Orlando, Martin	3
Port Saint Lucie, Martin	3
Orlando, Unknown	3
Village Of Golf, Palm Beach	3
Windermere, Seminole	3
Ludlam, Dade	3
Laurel, Sarasota	3
Jacksonville, Clay	3
Apopka, Dade	3
Orlando, Union	3
Sunny Hills, Washington	3
Tampa Palms, Hillsborough	3
Winter Park, Alachua	3
Winter Park, Leon	3
Winter Park, Osceola	3
Ocean Reef Club, Monroe	3
Mims, Volusia	3
Missing, Washington	3
Jonesville, Alachua	3
Julington Creek, St. Johns	3
East Rockland Key, Monroe	3
Apopka, Hillsborough	3
Sandestin, Walton	3
Point Washington, Walton	3
University Of Central Fl, Seminole	3
Seacrest, Bay	3
Vero Beach, St. Lucie	3
Hollywood, Unknown	3
Indian Rock Beach, Pinellas	3
Inglis, Citrus	3
Monticello, Madison	3
Mayport Naval Housing, Duval	3
Cape San Blas, Gulf	3
Bowling Green, Polk	3
Crestview, Walton	3
Cypress Gardens, Polk	3
Fernandina Beach, Duval	3
Fpo, Duval	3
Samoset, Manatee	3
San Fernando, Unknown	3
Pompano Beach, Palm Beach	3
Windermere, Palm Beach	3

# COVID-19: characteristics of 1,531,830 Florida resident cases

Data through Jan 15, 2021 verified as of Jan 16, 2021 at 09:25 AM

Data in this report are provisional and subject to change.

The table below includes the cities and counties of residence for cases in Florida residents based on the patient's ZIP Code. Note that city is not always received as part of the initial notification and may be missing while the case is being investigated.

City and county	Cases
Vernon, Bay	3
Winter Park, Brevard	3
Sorrento, Orange	3
Bristol, Calhoun	3
Bayou George, Bay	3
Conch Key, Monroe	3
Coraopolis, Citrus	3
Chicago, Lee	3
Jacksonville, Alachua	3
Orlando, Jackson	3
North Fort Myers, Charlotte	3
Kissimmee, Unknown	3
Orlando, Nassau	3
Sugarloaf, Monroe	3
Winter Garden, Leon	3
Westville, Walton	3
Glenwood, Volusia	3
Ft Pierce, St. Lucie	3
Milligan, Okaloosa	3
Lamont, Taylor	3
Land O Lakes, Hillsborough	2
Missing, Okeechobee	2
Lakeland, Unknown	2
Fort Lauderdale, Alachua	2
Cross City, Taylor	2
Carl Fisher, Dade	2
Boca Raton, Broward	2
Saint Marys, Nassau	2
Windermere, Lake	2
Winter Park, Highlands	2
Wacissa, Jefferson	2
Ocoee, Leon	2
Orlo Vista, Orange	2
Port Saint Lucie, Palm Beach	2
Jacksonville Naval Hospital, Duval	2
Longview, Dade	2
Jacksonville, Nassau	2
Hosford, Calhoun	2
Noma, Holmes	2
Melrose, Clay	2
Mesa, Unknown	2
Cape Haze, Charlotte	2
000000, Unknown	2
Boynton Beach, Broward	2
Tampa, Hernando	2
Summerfield, Unknown	2
University Of Central Florida, Lee	2
Vero Beach, Unknown	2
Wauchula, Desoto	2
Winter Park, Dade	2
Sebring, Desoto	2
Pompano Beach, Unknown	2
Ormond Beach, Flagler	2
Panama City, Unknown	2
Yeehaw, Okeechobee	2
Sunrise, Unknown	2
Tampa, Broward	2
Weirsdale, Lake	2
Port Canaveral, Brevard	2

# COVID-19: characteristics of 1,531,830 Florida resident cases

Data through Jan 15, 2021 verified as of Jan 16, 2021 at 09:25 AM

Data in this report are provisional and subject to change.

The table below includes the cities and counties of residence for cases in Florida residents based on the patient's ZIP Code. Note that city is not always received as part of the initial notification and may be missing while the case is being investigated.

City and county	Cases
Seguin, Unknown	2
Oakland Park, Unknown	2
Dade City, Unknown	2
Cross Key, Monroe	2
Cibolo, Orange	2
Crescent Beach, Sarasota	2
Claysville, Hernando	2
Marysville, Dade	2
Island Grove, Alachua	2
Green Cove Springs, Duval	2
Venice, Dade	2
Union, Manatee	2
University Of Central Fl, Broward	2
Sand Lake, Orange	2
Port St. Lucie, St. Lucie	2
Windermere, Hillsborough	2
Winter Park, Collier	2
Winter Park, Duval	2
Winter Park, Hillsborough	2
Alford, Washington	2
Altamonte Springs, Orange	2
Alys Beach, Walton	2
Apopka, Duval	2
High Springs, Columbia	2
Jupiter Island, Martin	2
Labelle, Collier	2
Jena, Taylor	2
Lauderhill, Unknown	2
Longwood, Unknown	2
Long Beach, Orange	2
Maitland, Palm Beach	2
Miramar, Unknown	2
Miami Beach, Unknown	2
Miami, Martin	2
Okeechobee, Highlands	2
New Port Richey, Hillsborough	2
Tarpon Springs, Pasco	2
West Palm Beach, Dade	2
Oklawaha, Marion	2
Olustee, Baker	2
Ocoee, Duval	2
Apopka, Flagler	2
Apopka, Marion	2
Apopka, Sarasota	2
Bonifay, Jackson	2
Clermont, Polk	2
Doctors Inlet, Clay	2
Deland, Lake	2
Fort Pierce, Martin	2
Greenville, Jefferson	2
Lecanto, Marion	2
Winter Garden, Broward	2
Winter Garden, Dade	2
Windermere, Osceola	2
Winter Park, St. Johns	2
Upper Key Largo, Monroe	2
None, Dade	2
Seven Springs, Pasco	2
Saint Petersburg, Hillsborough	2



# COVID-19: characteristics of 1,531,830 Florida resident cases

Data through Jan 15, 2021 verified as of Jan 16, 2021 at 09:25 AM

Data in this report are provisional and subject to change.

The table below includes the cities and counties of residence for cases in Florida residents based on the patient's ZIP Code. Note that city is not always received as part of the initial notification and may be missing while the case is being investigated.

City and county	Cases
Immokalee, Lee	2
Lawtey, Union	2
Lutz, Pinellas	2
Los Angeles, Okaloosa	2
Miami, Orange	2
Mount Pleasant, Gadsden	2
Alligator Point, Franklin	2
Coconut Creek, Unknown	2
Crawfordville, Leon	2
Fort Lauderdale, Unknown	2
Eatonville, Lake	2
Fort Myers, Unknown	2
Portland, Unknown	2
Provo, Broward	2
Windermere, Polk	2
University Of Central Florida, Pinellas	2
Wimauma, Manatee	2
University Of Central Fl, Dade	2
University Of Central Fl, Osceola	2
Sumatra, Liberty	2
Fort Walton Beach, Walton	2
Hialeah Lakes, Dade	2
Dunnellon, Levy	2
Orlando, Holmes	2
Orlando, Sumter	2
Moore Haven, Hendry	2
Naples, Broward	2
Lake Harbor, Palm Beach	2
Winter Garden, Hillsborough	2
Tangerine, Lake	2
Pass, Dade	2
Jacksonville, Dade	2
Lake Worth, Broward	2
Madison, Unknown	2
Los Angeles, Broward	2
Lockhart, Seminole	2
Amelia City, Nassau	2
Alligator Point, Wakulla	2
Bruce, Holmes	2
Florida Power & Light Co, Dade	2
Fort Denaud, Glades	1
Fortlauderdale, Unknown	1
Ft Pierce, Unknown	1
Garland, Orange	1
El Paso, Unknown	1
Everett, Dade	1
Fl State Lot, Leon	1
Destin, Unknown	1
Diamond, Highlands	1
Eatonville, Seminole	1
Colorado Springs, Unknown	1
Conifer, Lee	1
Coco River, Collier	1
Bryn Mawr, Palm Beach	1
Camden Wyoming, Duval	1
Bear Grass, Palm Beach	1
Chipley, Holmes	1
Chipley, Jackson	1
Chattanooga, Dade	1

# COVID-19: characteristics of 1,531,830 Florida resident cases

Data through Jan 15, 2021 verified as of Jan 16, 2021 at 09:25 AM

Data in this report are provisional and subject to change.

The table below includes the cities and counties of residence for cases in Florida residents based on the patient's ZIP Code. Note that city is not always received as part of the initial notification and may be missing while the case is being investigated.

City and county	Cases
Altamonte, Orange	1
Alva, Collier	1
333, Unknown	1
Allentown, Putnam	1
Amelia Village, Nassau	1
Apple Creek, Citrus	1
Barefoot Beach, Lee	1
Azalea Park, Osceola	1
Aventura, Osceola	1
Loganville, Orange	1
Live Oak, Columbia	1
Lauderdale Hill, Unknown	1
Longwood, Orange	1
Middleburg, Duval	1
Midland, Osceola	1
Miami Garden, Unknown	1
N/A, Duval	1
Naples, Alachua	1
Miami, Monroe	1
Miamii, Dade	1
Miamt, Dade	1
Lake Mary, Lake	1
Knoxville, Escambia	1
Jeffersonville, Broward	1
Hickory, Lee	1
Homeless, Dade	1
Hallandate Ben, Unknown	1
Pine Hills, Broward	1
Ponte Vedra Beach, Orange	1
Port Saint Lucie, Broward	1
Port Saint Lucie, Indian River	1
Old Town, Gilchrist	1
Palm City, Unknown	1
Oviedo, Leon	1
Ocoee, Hillsborough	1
Opa Locka, Polk	1
Orem, Sarasota	1
Orem, Unknown	1
North Jupiter, Palm Beach	1
Ocala, Unknown	1
Porter Ranch, Dade	1
Raiford, Bradford	1
Pompano Beach, Alachua	1
Republic, Monroe	1
Ridgewood, Broward	1
Riverview, Manatee	1
Roseland, Palm Beach	1
Saint Teresa, Wakulla	1
San Diego, Unknown	1
Russellville, Hillsborough	1
Saint Augustine, Okaloosa	1
University Of Central Fl, Pasco	1
Union City, Bradford	1
Tampa, Manatee	1
Steinhatchee, Alachua	1
University Of Central Florida, Hillsborough	1
Vero Beach, Brevard	1
Village Of Palm Springs, Palm Beach	1
Webster, Pasco	1

# COVID-19: characteristics of 1,531,830 Florida resident cases

Data through Jan 15, 2021 verified as of Jan 16, 2021 at 09:25 AM

Data in this report are provisional and subject to change.

The table below includes the cities and counties of residence for cases in Florida residents based on the patient's ZIP Code. Note that city is not always received as part of the initial notification and may be missing while the case is being investigated.

City and county	Cases
Windermere, Dade	1
Winston Salem, Unknown	1
Wilbur By The Sea, Volusia	1
Willowbrook, Lee	1
Woodland Hills, Brevard	1
Westerville, Hillsborough	1
Los Angeles, Polk	1
Lakewood, Unknown	1
Middleburg, Unknown	1
Minneapolis, Broward	1
Missing, Charlotte	1
Maitland, Unknown	1
Melbourne, Orange	1
Miami Beach, Palm Beach	1
Miami Granders, Dade	1
Naugatuck, Lee	1
New Vernon, Sarasota	1
New York, Broward	1
North Little Rock, Palm Beach	1
Oakland, Broward	1
Oakland, Manatee	1
Myakka, Duval	1
Ocoee, Polk	1
Opa Locka, Unknown	1
Orlando, Orange	1
Duke Field Air Force Station, Okaloosa	1
Flora, Lee	1
Export, Palm Beach	1
Fdsf, Unknown	1
Fruitland Park, Sumter	1
Fwb, Unknown	1
Gainesville, Marion	1
Gastonia, Polk	1
Geneva, Orange	1
Hialeah, Orange	1
Hilliard, Dade	1
Hollywood, Leon	1
Holt, Unknown	1
Humble, Broward	1
Havanna, Gadsden	1
Knoxville, Duval	1
Green, Clay	1
Greensburg, Orange	1
Greenville, Monroe	1
Gulf Shores, Escambia	1
Bryn Mawr, Collier	1
Apalachicola, Leon	1
Apopka, Palm Beach	1
Aspen, Palm Beach	1
Atlanta, Broward	1
Aurburndale, Polk	1
Aventura, Unknown	1
Azalea Park, Sarasota	1
Bartow, Unknown	1
Boca Rotan, Unknown	1
Deltona , Volusia	1
Clermont, Unknown	1
Columbia, Orange	1
Coral Gables, Unknown	1

# COVID-19: characteristics of 1,531,830 Florida resident cases

Data through Jan 15, 2021 verified as of Jan 16, 2021 at 09:25 AM

Data in this report are provisional and subject to change.

The table below includes the cities and counties of residence for cases in Florida residents based on the patient's ZIP Code. Note that city is not always received as part of the initial notification and may be missing while the case is being investigated.

City and county	Cases
Coral Springs, Unknown	1
Cornelius, Leon	1
Crestview, Dade	1
Dade City, Polk	1
Dania, Unknown	1
Darien, Pasco	1
Sumter Ville, Unknown	1
Springhill, Unknown	1
Tampa, Jackson	1
University Of Central Fl, St. Johns	1
University Of Central Florida, Dade	1
Tinley Park, Lee	1
Telluride, Lee	1
Windermere, Lee	1
Winter Garden, Brevard	1
Winter Garden, Sumter	1
Wayne, Dade	1
West Simsbury, Collier	1
South Otselic, Dade	1
Saint Petersburg, Dade	1
San Juan, Osceola	1
San Pedro Sula, Dade	1
Sandy, Duval	1
Richmond Heights, Dade	1
Rochester, Lee	1
Rosemary Beach, Bay	1
Saint Cloud, Orange	1
Port Charlotte Fl, Unknown	1
Ponce, Orange	1
Plant City, Pinellas	1
Plantation, Unknown	1
Pensacola, Santa Rosa	1
Plant City, Hendry	1
Fort Myers-, Lee	1
Fort Pierce, Unknown	1
Eatonville, Osceola	1
Edgewood, Osceola	1
Deland, St. Lucie	1
Deltona, Orange	1
Gotha, Palm Beach	1
Harrison, Pinellas	1
Granada Hills, Broward	1
Hailandale, Unknown	1
Hialeah, Bay	1
Homeless, Polk	1
Homosassa, Hernando	1
Clermont, Osceola	1
Clewiston, Glades	1
Cypress, Leon	1
Davenport, Orange	1
Cartersville, Unknown	1
Anaheim, Unknown	1
Alafaya, Palm Beach	1
Athens, Duval	1
Boca Raton, Orange	1
Bogota, Orange	1
Bradington, Manatee	1
Bronx, Palm Beach	1
Blountstown, Jackson	1

# COVID-19: characteristics of 1,531,830 Florida resident cases

Data through Jan 15, 2021 verified as of Jan 16, 2021 at 09:25 AM

Data in this report are provisional and subject to change.

The table below includes the cities and counties of residence for cases in Florida residents based on the patient's ZIP Code. Note that city is not always received as part of the initial notification and may be missing while the case is being investigated.

City and county	Cases
Belle Isle, Dade	1
Navarre, Okaloosa	1
New Orleans, Palm Beach	1
Newark, Broward	1
Newburgh, Bay	1
Missing, Hardee	1
Marshall, Dade	1
Middlesburg, Duval	1
Miami Lakes, Unknown	1
Miami, Hillsborough	1
Maitland, Dade	1
Louisville, Manatee	1
Los Angeles Ca, Unknown	1
Lewisburg, Pasco	1
Littleton, Dade	1
Jerusalem, St. Johns	1
Lake City, Hamilton	1
La Grange, Dade	1
Saint Petersburg, St. Lucie	1
Saint Johns, Unknown	1
Saxis, Lee	1
Sebring, Lee	1
Rye, Duval	1
Rex, Duval	1
Sun City Center, Hardee	1
Tallahassee, Duval	1
Tampa, Palm Beach	1
Tulsa, Orange	1
Tiffin, Highlands	1
Spring Hill , Hernando	1
Starke, Clay	1
Stone Mountain, Palm Beach	1
North Pole, Seminole	1
North Port, Lee	1
Oooooo, Unknown	1
Orlando, Washington	1
Pacifica, Dade	1
Palm Coast, Polk	1
Palm Coast, Volusia	1
Parker, Dade	1
Port Everglades, Broward	1
Peoria, Unknown	1
Plantation, Orange	1
Vernon, Unknown	1
University Of Central FI, Clay	1
Washington, Unknown	1
Wekiva Springs, Seminole	1
West Villages, Sarasota	1
Westbrook, Dade	1
Wichita, Volusia	1
Wildwood, Marion	1
Winder Garden, Orange	1
Windermere, Broward	1
Winter Garden, Pinellas	1
Zolfo Springs, Polk	1
Windermere, Pasco	1
Winter Park, Calhoun	1
Winter Park, Indian River	1
Winter Park, Lee	1

# COVID-19: characteristics of 1,531,830 Florida resident cases

Data through Jan 15, 2021 verified as of Jan 16, 2021 at 09:25 AM

Data in this report are provisional and subject to change.

The table below includes the cities and counties of residence for cases in Florida residents based on the patient's ZIP Code. Note that city is not always received as part of the initial notification and may be missing while the case is being investigated.

City and county	Cases
Lemoyne, Manatee	1
Lawrence Township, Palm Beach	1
Lander, Citrus	1
Las Vegas, Orange	1
Magnolia Square, Osceola	1
Maitland, Alachua	1
Melrose, Alachua	1
Miamf, Dade	1
Miami G, Dade	1
Miami, Collier	1
Marianna, Calhoun	1
Marshall, Palm Beach	1
New Richmond, Volusia	1
Jamaica, Broward	1
Kingsland, Duval	1
Kissimmee, Brevard	1
Lake Placid, Alachua	1
Gotha, Leon	1
Gilmer, Dade	1
Haverford, Hillsborough	1
Herrin, Orange	1
Deland, Polk	1
Dallas, Lee	1
De Leon Springs, Putnam	1
Estero, Collier	1
Fanning Springs, Levy	1
Columbus, Brevard	1
Cookeville, Seminole	1
Crestview, Holmes	1
Cumberland, Palm Beach	1
Dade City, Hillsborough	1
Charlotte, Pasco	1
Clear Brook, Lee	1
Clermont, Orange	1
Boca Raton, Unknown	1
Bohealia, Lee	1
Blowing Rock, Polk	1
Carol Stream, Orange	1
Bryant, Alachua	1
Apopka, St. Lucie	1
Belle Isle, Polk	1
Apopka, Manatee	1
99, Unknown	1
Alanson, Bay	1
Aollywoss, Dade	1
Ocoee, Lee	1
Ocoee, Volusia	1
Okeechobee, St. Lucie	1
Opalocka, Dade	1
Orlando, Hendry	1
Orlando, Levy	1
Oakland, Lake	1
Oakland, Leon	1
Palm Springs North, Dade	1
Palm Coast, Duval	1
Perry, Leon	1
Phoenix, Orange	1
Provincetown, Collier	1
Tangerine, Seminole	1



# COVID-19: characteristics of 1,531,830 Florida resident cases

Data through Jan 15, 2021 verified as of Jan 16, 2021 at 09:25 AM

Data in this report are provisional and subject to change.

The table below includes the cities and counties of residence for cases in Florida residents based on the patient's ZIP Code. Note that city is not always received as part of the initial notification and may be missing while the case is being investigated.

City and county	Cases
Virginia Beach, Hernando	1
Waco, Broward	1
University Of Central Florida, Monroe	1
Tewksbury, Orange	1
Toms River, Dade	1
Shannon, Collier	1
Soldotna, Broward	1
South Burlington, Orange	1
Steinhatchee, Madison	1
Pineland, Lee	1
Saint Cloud, Lee	1
Saint Johns, Orange	1
San Antonio, Sarasota	1
San Antonio, Unknown	1
Sanford, Volusia	1
Weston, Dade	1
Wheaton, Lee	1
Wesley Chapel, Alachua	1
Wood River, Polk	1
Worcester, Palm Beach	1
Newaygo, Charlotte	1
North Port, Charlotte	1
Na, Dade	1
Naples, Leon	1
Naples, Unknown	1
Milford, Bay	1
Mattoon, Lee	1
Missing, Desoto	1
Los Angeles, Orange	1
Marathon Shores, Monroe	1
Marianna, Leon	1
Marianna, Washington	1
Mary Esther, Hillsborough	1
Littleton, St. Johns	1
Lecanto, Palm Beach	1
Lake Worth, Unknown	1
Lake Como, Nassau	1
Lake In The Hills, Broward	1
Indianapolis, Lee	1
Jupiter, Pinellas	1
Kansas City, Palm Beach	1
Gwynn Oak, Polk	1
Delray Beach, Broward	1
Fort Lauderdale, Lee	1
Fort Pierce, Brevard	1
Fort Worth, Broward	1
Franklin, Orange	1
Gainesville, Santa Rosa	1
Belle Isle, Seminole	1
Boys Ranch, Suwannee	1
Coal City, Pasco	1
Celebration, Orange	1
Chicago, Broward	1
Commerce Township, Manatee	1
Crawfordville, Alachua	1
Crescent City, Marion	1
Crestview, Unknown	1
Addison, Pasco	1
Alafaya, Dade	1

# COVID-19: characteristics of 1,531,830 Florida resident cases

Data through Jan 15, 2021 verified as of Jan 16, 2021 at 09:25 AM

Data in this report are provisional and subject to change.

The table below includes the cities and counties of residence for cases in Florida residents based on the patient's ZIP Code. Note that city is not always received as part of the initial notification and may be missing while the case is being investigated.

City and county	Cases
Apo, Collier	1
Apopka, Alachua	1
Apopka, Citrus	1
Arabi, Orange	1
At Large, Broward	1
Austin, Dade	1
Azalea Park, Broward	1
Big Torch Key, Monroe	1
Black, Holmes	1
Boca Raton, Lee	1
Bonifay, Unknown	1
Bonnie, St. Johns	1
Winter Park, Manatee	1
Winter Park, Palm Beach	1
Winter Park, Volusia	1
Winter Springs, Orange	1
Youngstown, Washington	1
Zellwood, Brevard	1
Zellwood, Osceola	1
Winnetka, Dade	1
Port Saint Lucie, Marion	1
Port St Luice, Unknown	1
Roswell, Bay	1
Ruskin, Dade	1
Ruskin, Manatee	1
Scottsdale, Brevard	1
Saint Petersburg, Duval	1
Pompano Beach, Dade	1
Pompano Beach, Osceola	1
Port Charlotte, Lee	1
Pine Hills, Polk	1
Pensacola Naval Hospital, Escambia	1
Pace, Escambia	1
Painted Post, Pasco	1
Palatka, Marion	1
Tavares, Unknown	1
Temple, Palm Beach	1
St Peterburg, Orange	1
Stiamk, Dade	1
Sun City Center, Lee	1
Surfside Beach, Orange	1
Wabasha, Clay	1
Unknown, Duval	1
Upland, Manatee	1
West Hollywood, Broward	1
Waverly, Duval	1
Weston, Unknown	1
Wildwood, Lee	1
West Palm Beach, Unknown	1
Greensboro, Leon	1
Glen Cove, Unknown	1
Glen Saint Mary, Duval	1
Jacksonville, Baker	1
Jupiter Inlet, Palm Beach	1
Jzx, Unknown	1
Key West, Palm Beach	1
Kilgore, Dade	1
Lake Forest, Collier	1
Irmo, Unknown	1

# COVID-19: characteristics of 1,531,830 Florida resident cases

Data through Jan 15, 2021 verified as of Jan 16, 2021 at 09:25 AM

Data in this report are provisional and subject to change.

The table below includes the cities and counties of residence for cases in Florida residents based on the patient's ZIP Code. Note that city is not always received as part of the initial notification and may be missing while the case is being investigated.

City and county	Cases
Metter, Manatee	1
Miamksaohes, Dade	1
Miami Dade, Unknown	1
Macclenny, Dixie	1
Madison, Jefferson	1
Land O Lakes, Unknown	1
Landolakes, Unknown	1
Lawton, Okaloosa	1
Lima, Volusia	1
Missing, Lafayette	1
Monument, Broward	1
Morrisville, Palm Beach	1
Mokena, Lee	1
Clearwater, Leon	1
Crestview, Broward	1
Clarcona, Seminole	1
Crystal River, Marion	1
Dalecity, Okaloosa	1
Deerfield Beach, Polk	1
Defuniak Springs, Okaloosa	1
Gainesville, Levy	1
Fleming Island, Duval	1
Florida City, Unknown	1
Eatonville, Hillsborough	1
Bogota, Unknown	1
Canton, Duval	1
Bradenton, Lee	1
Callahan, Duval	1
Alafaya, Pinellas	1
Apopka, Leon	1
Alachua, Suwannee	1
Atlanta, Walton	1
Attalla, Broward	1
Auburn, Palm Beach	1
Autaugaville, Broward	1
Azalea Park, Lake	1
Azalea Park, Polk	1
Ocala, Duval	1
North Porte, Unknown	1
Notrealville, Polk	1
Okeechobi, Unknown	1
Ocoee, Manatee	1
North Brunswick, St. Lucie	1
North Lauderdale, Unknown	1
Orem, Dade	1
Orlando, Clay	1
Orlando, Gadsden	1
Orlando, Walton	1
Oviedo, Lake	1
St Cloud, Orange	1
Sarasota, Unknown	1
San Marcos, Unknown	1
Rye, Palm Beach	1
Saint Petersburg, Bay	1
Pooler, Broward	1
Plantation Key, Monroe	1
Plantation, Leon	1
Pensacola, Dade	1
Panomo City, Bay	1

# COVID-19: characteristics of 1,531,830 Florida resident cases

Data through Jan 15, 2021 verified as of Jan 16, 2021 at 09:25 AM

Data in this report are provisional and subject to change.

The table below includes the cities and counties of residence for cases in Florida residents based on the patient's ZIP Code. Note that city is not always received as part of the initial notification and may be missing while the case is being investigated.

City and county	Cases
Ridgewood, Lee	1
Roayl Palm Beach, Palm Beach	1
Roseville, Broward	1
Port St. Lucie, Unknown	1
Putnam, Putnam	1
West Miami, Unknown	1
Whippany, Volusia	1
Winfield, Hillsborough	1
Winter Garden, Lee	1
Winter Garden, Unknown	1
Winter Park, Bay	1
Xifamk, Dade	1
Twentynine Palms, Broward	1
Surprise, Unknown	1
Syracuse, Unknown	1
Vernon, Walton	1
Venezuela, Unknown	1
University Of Central Florida, Duval	1
Pembroke Pines, Dade	1
Pensacola, Sumter	1
Paducah, Manatee	1
Puerto Rico, Unknown	1
Randolph, Orange	1
Powell, Lee	1
Perth Amboy, Hillsborough	1
Saint Petersburg, Charlotte	1
Saint Lucie Village, St. Lucie	1
Sanford, Orange	1
Sharpes, Brevard	1
Wtixrat, Dade	1
Windermere, Volusia	1
Westlake Village, Unknown	1
Watersound, Bay	1
Ventura, Orange	1
Unk, Duval	1
Sunrtise, Dade	1
Tallahassee, Gadsden	1
Tallahassee, Madison	1
Toms River, Lee	1
Tourist, Dade	1
Trenton, Dixie	1
Uknown, Unknown	1
Bonita, Lee	1
Belle Isle, Duval	1
Bocaraten, Palm Beach	1
Bronson, Alachua	1
Brooker, Alachua	1
Brandon, Pinellas	1
Alva, Escambia	1
Arcadia, Highlands	1
Baker, Santa Rosa	1
Armstrong, St. Johns	1
Atl, Brevard	1
Belleville, Palm Beach	1
Belmont, Santa Rosa	1
Blountstown, Broward	1
Cincinnati, Dade	1
Champions Gate, Osceola	1
Davie, Unknown	1

# COVID-19: characteristics of 1,531,830 Florida resident cases

Data through Jan 15, 2021 verified as of Jan 16, 2021 at 09:25 AM

Data in this report are provisional and subject to change.

The table below includes the cities and counties of residence for cases in Florida residents based on the patient's ZIP Code. Note that city is not always received as part of the initial notification and may be missing while the case is being investigated.

City and county	Cases
Dayton, Orange	1
Floral, Okaloosa	1
Dfafs, Okaloosa	1
Edgewood, Broward	1
Macclenny, Duval	1
Mantua, Broward	1
Mayaguez, Dade	1
Middletown, Osceola	1
North Laud, Unknown	1
Ocoee, Unknown	1
Murrieta, Seminole	1
Monroe, Hillsborough	1
Oldsra, Manatee	1
Hoosick Falls, Broward	1
Hialeahgardens, Dade	1
Greenbrier, Bay	1
Gibson, Unknown	1
Gainesville, Okaloosa	1
Longwood, Broward	1
Lucedale, St. Lucie	1
Interlachen, Duval	1
Kure Beach, Monroe	1
Lakeland, Palm Beach	1
Prattville, Hillsborough	1
Prestonsburg, Bay	1
Quincy, Jackson	1
Rapid City, Broward	1
Red Bay, Holmes	1
Piasa, Putnam	1
Palmetto, Pasco	1
Pass-A-Grille Beach, Pinellas	1
Pembroke Lakes, Broward	1
Other, Dade	1
Palmetto Bay, Palm Beach	1
New Middletown, Hillsborough	1
Orlando, Putnam	1
Waipahu, Santa Rosa	1
Ward, Polk	1
Wellborn, Columbia	1
Sunbright, Palm Beach	1
Syracuse, Polk	1
Tallahassee, Dade	1
Tamarac, Dade	1
Tampa, Unknown	1
Tavares, Orange	1
Topsham, Manatee	1
Town Of Nocatee, St. Johns	1
Unkn, Duval	1
Suitland, Volusia	1
Shirley, Flagler	1
Seminole, Leon	1
Russellville, Bay	1
Saint Joseph, Volusia	1
San Antonio, Orange	1
Woodbine, Nassau	1
Winter Garden, Marion	1
Winter Park, Citrus	1
Winter Park, Hendry	1
Winter Garden, Duval	1

# COVID-19: characteristics of 1,531,830 Florida resident cases

Data through Jan 15, 2021 verified as of Jan 16, 2021 at 09:25 AM

Data in this report are provisional and subject to change.

The table below includes the cities and counties of residence for cases in Florida residents based on the patient's ZIP Code. Note that city is not always received as part of the initial notification and may be missing while the case is being investigated.

City and county	Cases
West Yarmouth, St. Lucie	1
Venetian Islands, Dade	1
Belle Isle, Osceola	1
Bay Harbor Islands, Unknown	1
Bel Air, Collier	1
Alachua, Duval	1
Alpharetta, Broward	1
Apopka, Brevard	1
Apopka, Clay	1
Apopka, Polk	1
Asheville, Highlands	1
Astoria, Broward	1
Bartow, Hardee	1
Carmel, Orange	1
Caracas, Dade	1
Boston, Broward	1
Brooklyn, Broward	1
Brooklyn, Dade	1
Brooklyn, Lee	1
Dallas, Hernando	1
Coconut Ck, Unknown	1
Chicago, Unknown	1
Fort Lauderdale, Leon	1
Fort White, Clay	1
Deer Park, Dade	1
Deerfield Beach, Unknown	1
Deland, Seminole	1
Deltona, Seminole	1
Doral, Unknown	1
Downingtown, Hillsborough	1
Dpo, Santa Rosa	1
Garden City, Alachua	1
Gaylord, Orange	1
Gotcha, Orange	1
Greensburg, Palm Beach	1
Fisher Island, Unknown	1
Hallandale, Unknown	1
Gurabo, Osceola	1
Hernando, Marion	1
Hialeah, Collier	1
Helen, Bay	1
Lake Butler, Alachua	1
Kingsland, Nassau	1
Knoxville, Bay	1
Indian Rocks Beach, Duval	1
Key West, Duval	1
Keys West, Unknown	1
Hoclywsod, Dade	1
Hiawassee, Osceola	1
Homeless, Hillsborough	1
Homeless, Monroe	1
Homeless, Pinellas	1
Inwood, Broward	1
Irvine, Marion	1
Jefferson, Dade	1
Jonesboro, Leon	1
Jupiter, Dade	1
Jupiter, St. Lucie	1
Kenilworth, Leon	1



# COVID-19: characteristics of 1,531,830 Florida resident cases

Data through Jan 15, 2021 verified as of Jan 16, 2021 at 09:25 AM

Data in this report are provisional and subject to change.

The table below includes the cities and counties of residence for cases in Florida residents based on the patient's ZIP Code. Note that city is not always received as part of the initial notification and may be missing while the case is being investigated.

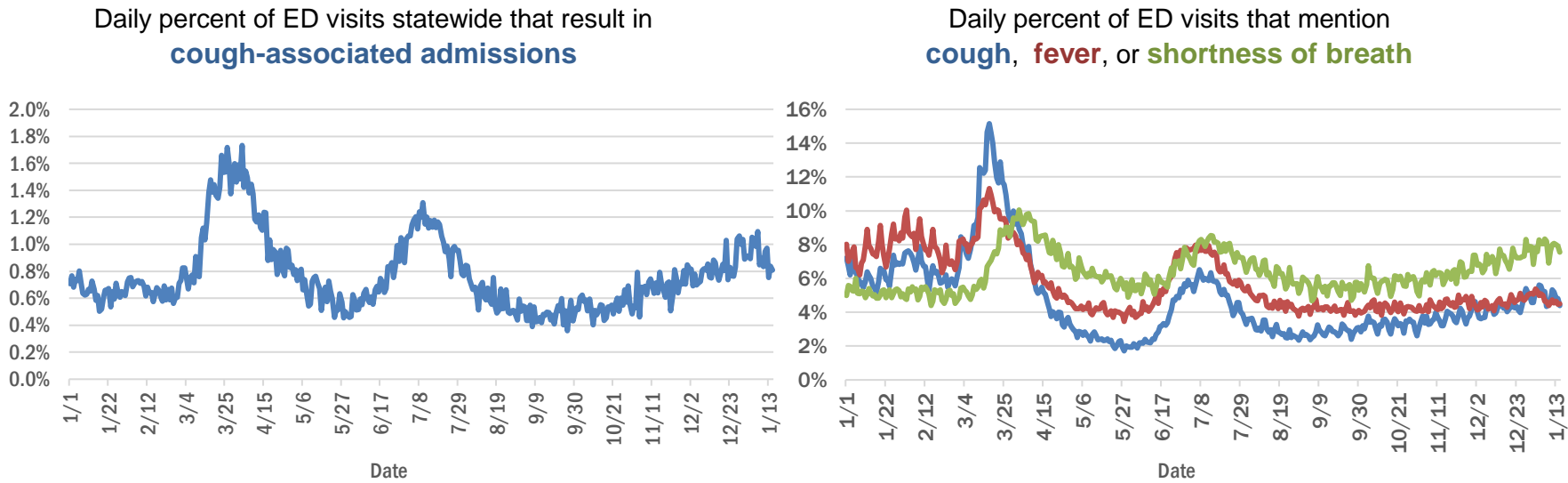
City and county	Cases
Monroe Township, Palm Beach	1
Moore Haven, Okeechobee	1
Morrisville, Unknown	1
Milford, Lee	1
Missing, Levy	1
North Palm Beach, Orange	1
Northport, Sarasota	1
Oakland, Lee	1
Las Vegas, Palm Beach	1
Ldhl, Broward	1
Little Neck, Lee	1
Micanopy, Marion	1
Mckinney, Broward	1
Miamc, Dade	1
Total	1,531,830

# COVID-19: additional surveillance information

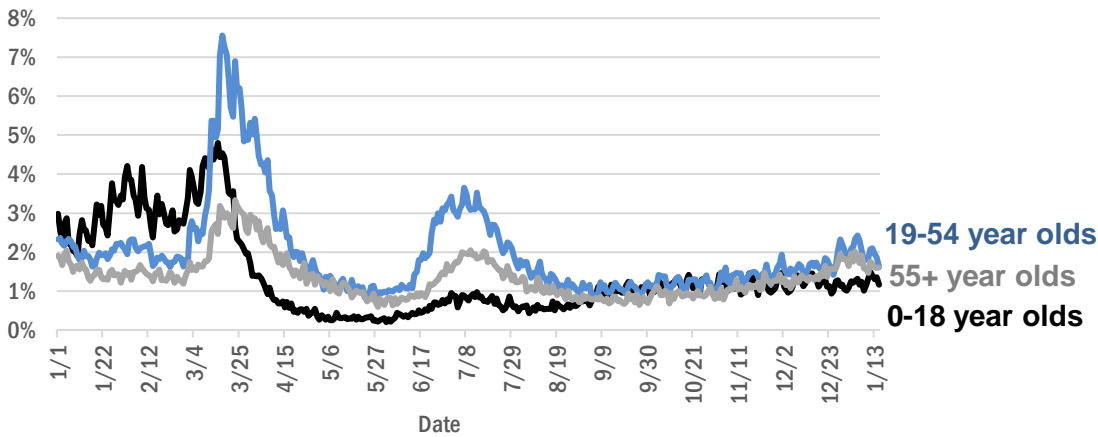
Data through Jan 15, 2021 verified as of Jan 16, 2021 at 09:25 AM

Data in this report are provisional and subject to change.

## Statewide emergency department (ED) chief complaint and admission data



## Daily percent of ED visits statewide that mention cough by age group



The Electronic Surveillance System for the Early Notification of Community-Based Epidemics (ESSENCE-FL) includes chief complaint data from 211 of 211 Florida EDs. Data are transmitted electronically to ESSENCE-FL daily or hourly.

# COVID-19: testing by laboratory

Data through Jan 15, 2021 verified as of Jan 16, 2021 at 09:25 AM

Data in this report are provisional and subject to change.

The numbers in the table below represent the number of Florida and non-Florida residents for whom test results were received by the Department of Health. A person can be tested by more than one laboratory and can have both positive and negative results. **Therefore, the sum of the numbers in each column will be larger than the total number of people tested.**

Reporting lab	Inconclusive	Negative	Positive	Percent positive	Total
LABORATORY CORPORATION OF AMERICA	2,289	1,420,901	190,847	12%	1,614,037
QUEST DIAGNOSTICS	10,505	1,242,026	181,629	13%	1,434,160
CURATIVE LABS	11,315	1,146,051	164,931	12%	1,322,297
BIO REFERENCE LABORATORIES, INC	7,317	829,594	157,163	16%	994,074
HELIX	5,469	431,388	73,215	14%	510,072
GENETWORX	661	390,606	32,938	8%	424,205
REALTOX LABS LLC	3,915	352,555	56,346	14%	412,816
CDR MAGUIRE - HEALTH CARE CENTER		319,676	48,606	13%	368,282
RCA LABORATORY SERVICES, LLC		277,687	27,117	9%	304,804
NOMI_HEALTH	1,264	227,038	33,980	13%	262,282
EAST FLORIDA STATE COLLEGE - BREVARD		212,889	26,986	11%	239,875
IMPACT HEALTH BIOMETRIC TESTING, INC	996	188,691	21,147	10%	210,834
REAL DIAGNOSTICS	1,302	178,641	24,704	12%	204,647
NOMI HEALTH LAB SERVICES		172,662	19,599	10%	192,261
BPHL-JACKSONVILLE	18	140,577	25,107	15%	165,702
MAKO GENOMICS	6,591	125,222	22,038	14%	153,851
ELABNETWORK	1,058	135,017	11,425	8%	147,500
ADVENTHEALTH LAB	99	125,532	15,518	11%	141,149
MAYO CLINIC LABORATORIES	312	122,195	15,399	11%	137,906
NORTHWEST LABORATORY	246	121,016	6,471	5%	127,733
BAYCARE LABORATORIES LLC	529	114,938	10,448	8%	125,915
FULGENT DIAGNOSTICS LABORATORY	2,192	108,330	11,519	9%	122,041
BPHL-MIAMI	225	101,517	17,185	14%	118,927
MEMORIAL REGIONAL HOSPITAL SOUTH	23	97,145	19,795	17%	116,963
ADVENT HEALTH LAB	112	101,260	13,957	12%	115,329
ASCENSION SACRED HEART HOSPITAL - PENSACOLA	2	99,387	15,251	13%	114,640
MEDICAL DIAGNOSTIC LABORATORIES	973	98,400	14,195	12%	113,568
BIOCOLLECTIONS WORLDWIDE, INC	690	99,784	12,642	11%	113,116
PWNHEALTH	439	97,223	12,354	11%	110,016
ORLANDO HEALTH SYSTEM	644	96,165	9,920	9%	106,729
KORVALABS, INC	1,284	91,202	4,674	5%	97,160
UF HEALTH MEDICAL LAB	33	84,741	7,479	8%	92,253
BPHL-TAMPA (SPECTRUM BLVD)	45	75,571	14,086	16%	89,702
TAMPA GENERAL HOSPITAL	4	78,799	7,411	9%	86,214
SUNPATH MEDICAL DIAGNOSTICS LABORATORY	748	73,526	11,256	13%	85,530
AKESOGEN		71,473	13,138	16%	84,611
TESTING MATTERS INC	248	72,237	11,034	13%	83,519
DIATHERIX LABORATORIES		72,427	10,985	13%	83,412
BAPTIST HEALTH SOUTH FLORIDA	305	65,234	10,493	14%	76,032
ASCENSION ST VINCENT'S - RIVERSIDE	1	58,760	8,504	13%	67,265
JACKSON MEMORIAL HOSPITAL CLINICAL LAB	79	52,341	9,851	16%	62,271
LAKELAND REGIONAL MEDICAL CENTER	129	53,046	6,928	12%	60,103
SOUTH MIAMI HOSPITAL LAB	279	50,059	7,296	13%	57,634
UF HEALTH SHANDS HOSPITAL	367	52,066	3,779	7%	56,212
REAL DIAGNOSITICS	320	45,991	7,471	14%	53,782
ARUP LABORATORIES	16	50,024	2,916	6%	52,956
AIT LABORATORIES		46,565	5,675	11%	52,240

# COVID-19: testing by laboratory

Data through Jan 15, 2021 verified as of Jan 16, 2021 at 09:25 AM

Data in this report are provisional and subject to change.

The numbers in the table below represent the number of Florida and non-Florida residents for whom test results were received by the Department of Health. A person can be tested by more than one laboratory and can have both positive and negative results. **Therefore, the sum of the numbers in each column will be larger than the total number of people tested.**

Reporting lab	Inconclusive	Negative	Positive	Percent positive	Total
AMERICAN HEALTH ASSOCIATES	9	46,976	3,554	7%	50,539
AEGIS SCIENCES CORPORATION	299	39,498	7,180	15%	46,977
INGENIOUS PERSONALIZED MEDICINE	148	37,553	7,858	17%	45,559
APPLIED INGENUITY DIAGNOSTICS LLC		43,231	1,932	4%	45,163
VIRACOR EUROFINS		35,216	9,754	22%	44,970
TALLAHASSEE MEMORIAL HOSPITAL	210	38,051	4,636	11%	42,897
BAPTIST HEALTH - JACKSONVILLE	4	39,315	3,136	7%	42,455
GENESIS REFERENCE LABORATORIES		33,410	3,847	10%	37,257
ORANGE COUNTY CONVENTION CENTER		33,330	3,669	10%	36,999
SARASOTA MEMORIAL HOSPITAL MAIN LAB	12	33,056	2,996	8%	36,064
MIAMI DADE COUNTY☐		32,093	3,528	10%	35,621
BROWARD GENERAL MEDICAL CENTER-CLINICAL LAB	2	31,967	3,374	10%	35,343
MILLENNIUM PHYSICIAN GROUP	17	29,679	5,617	16%	35,313
LEE HEALTH - CAPE CORAL HOSPITAL	3	29,756	4,991	14%	34,750
WALGREENS	31	28,488	5,260	16%	33,779
UNIVERSITY OF MIAMI HOSPITAL	32	30,146	3,200	10%	33,378
NICKLAUS CHILDREN'S HOSPITAL	61	28,826	4,273	13%	33,160
FLORIDA HOSPITAL - TAMPA	37	30,373	2,672	8%	33,082
UF HEALTH JACKSONVILLE	46	28,542	3,279	10%	31,867
ECCO LAB GROUP CO	444	26,091	4,245	14%	30,780
ADVENTIST HEALTH SYSTEMS SUNBELT INC DBA		26,109	2,668	9%	28,777
NORTH FLORIDA REGIONAL MEDICAL CENTER		23,447	2,873	11%	26,320
ST JOSEPHS HOSPITAL LABORATORY	23	22,750	3,024	12%	25,797
MOUNT SINAI MEDICAL CENTER	9	23,128	2,463	10%	25,600
JUPITER MEDICAL CENTER LAB	68	23,318	2,193	9%	25,579
BRANDON REGIONAL HOSPITAL		22,292	3,004	12%	25,296
DWIC OF TAMPA BAY INC		22,000	2,176	9%	24,176
PALMETTO GENERAL HOSPITAL LAB	3	19,415	4,085	17%	23,503
JFK MEDICAL CENTER LAB	1	20,431	2,655	11%	23,087
ACCESS DX LABORATORY	208	20,181	2,007	9%	22,396
STATLAB_MOBILE	1	19,887	2,003	9%	21,891
INTEGRATED REGIONAL LABORATORIES LLP	1	18,029	2,988	14%	21,018
STS LAB 2 LLC	6	19,617	1,005	5%	20,628
NAPLES COMMUNITY HOSPITAL	67	18,572	1,917	9%	20,556
ADVENT HEALTH - DAYTONA BEACH	32	18,890	1,548	8%	20,470
WATSON CLINIC LLP		16,492	3,798	19%	20,290
AVENTUS BIO LABS	16	17,523	2,523	13%	20,062
PANCARE OF FLORIDA INC		17,948	2,064	10%	20,012
LAB DIAGNOSTICS LLC	383	14,271	5,238	26%	19,892
HOLY CROSS HOSPITAL CLINICAL LAB	1	17,983	1,550	8%	19,534
HEALTHLINK DIAGNOSTIC LABORATORIES	251	17,300	1,962	10%	19,513
EXACT SCIENCES LABORATORIES		17,265	2,141	11%	19,406
MORTON PLANT HOSPITAL-ADLER INSTITUTE	26	17,363	2,013	10%	19,402
PATIENTS FIRST LAKE ELLA MEDICAL CENTER PA		16,102	2,958	16%	19,060

# COVID-19: testing by laboratory

Data through Jan 15, 2021 verified as of Jan 16, 2021 at 09:25 AM

Data in this report are provisional and subject to change.

The numbers in the table below represent the number of Florida and non-Florida residents for whom test results were received by the Department of Health. A person can be tested by more than one laboratory and can have both positive and negative results. **Therefore, the sum of the numbers in each column will be larger than the total number of people tested.**

Reporting lab	Inconclusive	Negative	Positive	Percent positive	Total
DRS CLACK SPENCER WHITE & MCCORMACK PA D/B/A		16,835	1,766	9%	<b>18,601</b>
SAINT MARY'S MEDICAL CENTER	22	16,222	1,912	11%	<b>18,156</b>
HEALTH CENTER AT SINAI RESIDENCES		16,932	506	3%	<b>17,438</b>
MEDFAST URGENT CARE CENTERS, LLC	10	14,939	2,351	14%	<b>17,300</b>
BIOCERNA LABS	461	14,582	2,112	12%	<b>17,155</b>
INFINITY BIOLOGIX LLC	52	15,887	700	4%	<b>16,639</b>
AHALABS		15,169	980	6%	<b>16,149</b>
GENESIS MEDICAL LABORATORY	178	13,015	2,511	16%	<b>15,704</b>
LEESBURG REGIONAL MEDICAL CENTER		13,572	1,823	12%	<b>15,395</b>
NIGHT LITE PEDIATRIC CENTER LLC		13,668	1,719	11%	<b>15,387</b>
CLEVELAND CLINIC HOSPITAL LAB	4	13,333	1,855	12%	<b>15,192</b>
OSCEOLA REGIONAL MEDICAL CENTER	1	13,192	1,931	13%	<b>15,124</b>
BAYFRONT HEALTH - ST PETERSBURG	17	12,947	2,107	14%	<b>15,071</b>
UNITED CLINICAL LABORATORY LLC	2	13,085	1,877	13%	<b>14,964</b>
HOMESTEAD HOSPITAL CLINICAL LABORATORY	26	12,102	2,564	17%	<b>14,692</b>
INDIAN RIVER MEDICAL CENTER LAB		13,669	851	6%	<b>14,520</b>
MEMORIAL HOSPITAL JACKSONVILLE	8	12,090	2,398	17%	<b>14,496</b>
MINUTECLINIC LLC		11,984	2,353	16%	<b>14,337</b>
ORANGE PARK MEDICAL CENTER	9	11,172	2,282	17%	<b>13,463</b>
MALABAR MEDICAL WALK IN CLINIC		11,597	1,806	13%	<b>13,403</b>
NORTHWEST MEDICAL CENTER	1	11,744	1,655	12%	<b>13,400</b>
WELLINGTON REGIONAL MED CTR LAB	5	11,898	1,451	11%	<b>13,354</b>
CLEVELAND CLINIC TRADITION HOSPITAL		12,105	912	7%	<b>13,017</b>
MEMORIAL REGIONAL HOSPITAL CLINICAL LABORATORY	10	12,128	836	6%	<b>12,974</b>
WEST KENDALL BAPTIST HOSPITAL	10	10,452	2,488	19%	<b>12,950</b>
PRIVA PATH LABS	60	12,122	746	6%	<b>12,928</b>
DELRAY MEDICAL CENTER LAB	3	11,635	1,287	10%	<b>12,925</b>
BETHESDA HOSPITAL EAST		11,774	1,142	9%	<b>12,916</b>
VISTA CLINICAL DIAGNOSTICS	370	11,272	1,222	9%	<b>12,864</b>
LEE HEALTH - LEE MEMORIAL HOSPITAL		9,535	3,264	26%	<b>12,799</b>
OAK HILL HOSPITAL		11,356	1,422	11%	<b>12,778</b>
INDIAN RIVER PATHOLOGY LLC		11,590	1,078	9%	<b>12,668</b>
LAWNWOOD REGIONAL MEDICAL CENTER	1	10,838	1,710	14%	<b>12,549</b>
ACCESS MEDICAL LABORATORIES	3	6,437	5,793	47%	<b>12,233</b>
BAPTIST HEALTH - SOUTH		11,213	969	8%	<b>12,182</b>
LARGO MEDICAL CENTER		10,656	1,344	11%	<b>12,000</b>
WINTER HAVEN HOSPITAL CLINICAL LABORATORY	4	10,182	1,781	15%	<b>11,967</b>
BAPTIST HEALTHCARE - BAPTIST HOSPITAL	5	9,445	2,498	21%	<b>11,948</b>
FLORIDA HOSPITAL WATERMAN LABORATORY	70	10,997	857	7%	<b>11,924</b>
ST MARKS HOSPITAL LABORATORY B	78	10,627	1,002	9%	<b>11,707</b>
ST ANTHONY'S HOSPITAL LAB	27	10,345	1,294	11%	<b>11,666</b>
BINAXNOW	9	8,966	2,654	23%	<b>11,629</b>
UHEALTH CORAL GABLES/LENNAR MED CTR	3	10,947	622	5%	<b>11,572</b>
PWN HEALTH	17	9,428	2,053	18%	<b>11,498</b>
CLARITY LAB SOLUTIONS	67	10,090	1,277	11%	<b>11,434</b>



# COVID-19: testing by laboratory

Data through Jan 15, 2021 verified as of Jan 16, 2021 at 09:25 AM

Data in this report are provisional and subject to change.

The numbers in the table below represent the number of Florida and non-Florida residents for whom test results were received by the Department of Health. A person can be tested by more than one laboratory and can have both positive and negative results. **Therefore, the sum of the numbers in each column will be larger than the total number of people tested.**

Reporting lab	Inconclusive	Negative	Positive	Percent positive	Total
LAKE CITY HM		10,392	896	8%	<b>11,288</b>
GOOD SAMARITAN MEDICAL CENTER LAB	2	9,742	1,457	13%	<b>11,201</b>
WEST FLORIDA HOSPITAL LAB		8,734	2,434	22%	<b>11,168</b>
WESTSIDE REGIONAL MED CTR	2	9,539	1,607	14%	<b>11,148</b>
NONA SCIENTIFIC	5	8,250	2,715	25%	<b>10,970</b>
PALMS WEST HOSPITAL LAB	2	9,293	1,562	14%	<b>10,857</b>
MEDICAL CENTER OF TRINITY CLINICAL LABORATORY	2	9,662	1,184	11%	<b>10,848</b>
MERCY HOSPITAL A CAMPUS OF PLANTATION GEN HOSP LAB	1	8,989	1,772	16%	<b>10,762</b>
GULF COAST MEDICAL CENTER MICROLAB		8,356	2,358	22%	<b>10,714</b>
ST JOSEPHS HOSPITAL	18	9,311	1,348	13%	<b>10,677</b>
REGIONAL MEDCIAL CENTER BAYONET POINT	2	9,642	823	8%	<b>10,467</b>
LARKIN COMMUNITY HOSPITAL INC DBA CARDIOTROPIC		6,820	3,621	35%	<b>10,441</b>
LARKIN COMMUNITY HOSPITAL	10	8,950	1,387	13%	<b>10,347</b>
COAST DIAGNOSTICS LLC	41	9,305	991	10%	<b>10,337</b>
THE VILLAGES REGIONAL HOSPITAL		9,305	1,002	10%	<b>10,307</b>
CAPITAL REGIONAL MEDICAL CTR		8,160	2,043	20%	<b>10,203</b>
THE HEALTHCARE DISTRICT OF PALM BEACH COUNTY	39	8,875	1,232	12%	<b>10,146</b>
MEASE COUNTRYSIDE LAB	13	9,055	1,022	10%	<b>10,090</b>
CORAL GABLES HOSPITAL CLINICAL LABORATORY		8,430	1,647	16%	<b>10,077</b>
AVENTURA HOSPITAL LAB		8,146	1,893	19%	<b>10,039</b>
HALIFAX MEDICAL CENTER LAB	35	8,500	1,464	15%	<b>9,999</b>
WEST BOCA MEDICAL CENTER LAB		9,118	746	8%	<b>9,864</b>
SRQ DRIVE THROUGH☐		8,944	905	9%	<b>9,849</b>
GENOVA DIAGNOSTICS LABORATORY	38	8,917	780	8%	<b>9,735</b>
BLAKE MEDICAL CENTER		8,460	1,253	13%	<b>9,713</b>
FLORIDA LABORATORY ANALYSIS		8,551	1,144	12%	<b>9,695</b>
MANATEE MEMORIAL HOSPITAL		8,875	808	8%	<b>9,683</b>
PALM BEACH BALL PARK		8,605	1,000	10%	<b>9,605</b>
LEE HEALTH - HEALTH PARK MEDICAL CENTER		7,968	1,619	17%	<b>9,587</b>
AVECINA	17	8,857	670	7%	<b>9,544</b>
PALM BEACH GARDENS MEDICAL CTR LAB		8,620	912	10%	<b>9,532</b>
PATHNOSTICS	35	7,389	2,105	22%	<b>9,529</b>
ADVENTHEALTH CENTRA CARE LAKE BUENA VISTA		8,598	883	9%	<b>9,481</b>
FLORIDA HOSPITAL HEARTLAND MED CTR CLINICAL LAB	33	7,984	1,212	13%	<b>9,229</b>
BAPTIST HEALTH SOUTH FLORIDA - WEST KENDALL URGENT CARE		7,698	1,473	16%	<b>9,171</b>
BOSTON HEART DIAGNOSTICS CORP		7,967	1,181	13%	<b>9,148</b>
ADVENT HEALTH - WESLEY CHAPEL	14	8,248	843	9%	<b>9,105</b>
LAKE CITY MEDICAL CENTER		7,058	1,941	22%	<b>8,999</b>
NEMOURS CHILDRENS HOSPITAL	1	8,491	483	5%	<b>8,975</b>
P4 CLINICAL, LLC	165	7,887	855	10%	<b>8,907</b>
DOCTORS HOSPITAL	7	7,232	1,437	17%	<b>8,676</b>
AVECINA MEDICAL	4	6,171	2,497	29%	<b>8,672</b>
LABSTAT LLC	3	8,026	385	5%	<b>8,414</b>
PLANTATION GENERAL HOSPITAL		7,046	1,292	15%	<b>8,338</b>
AVECINA MEDICAL OAKLEAF	3	6,977	1,330	16%	<b>8,310</b>
FLORIDA MEDICAL CENTER - A CAMPUS OF NORTH SHORE	2	7,230	992	12%	<b>8,224</b>
CORAL SPRINGS MED CTR		7,296	772	10%	<b>8,068</b>



# COVID-19: testing by laboratory

Data through Jan 15, 2021 verified as of Jan 16, 2021 at 09:25 AM

Data in this report are provisional and subject to change.

The numbers in the table below represent the number of Florida and non-Florida residents for whom test results were received by the Department of Health. A person can be tested by more than one laboratory and can have both positive and negative results. **Therefore, the sum of the numbers in each column will be larger than the total number of people tested.**

Reporting lab	Inconclusive	Negative	Positive	Percent positive	Total
NORTHSIDE HOSPITAL AND HEART INSTITUTE		7,236	811	10%	8,047
LEON MEDICAL CENTERS LLC		6,277	1,756	22%	8,033
INFORM DIAGNOSTICS, INC		7,591	442	6%	8,033
VIKOR SCIENTIFIC	18	6,531	1,454	18%	8,003
CENTRAL FLORIDA REGIONAL HOSPITAL		7,128	818	10%	7,946
FLORIDA HOSPITAL FLAGLER	29	7,239	623	8%	7,891
FLORIDA HOSPITAL DELAND	10	6,797	997	13%	7,804
ALL CHILDREN'S HOSPITAL		7,055	523	7%	7,578
NCH NORTH NAPLES HOSPITAL LAB	15	6,733	829	11%	7,577
AMERICAN FAMILY CARE		3,948	3,627	48%	7,575
NORTH SHORE MEDICAL CENTER		6,251	1,276	17%	7,527
BROWARD HEALTH NORTH CLINICAL LABORATORY		6,607	832	11%	7,439
PRECISION HEALTH RESOURCES LLC		6,942	468	6%	7,410
CARDIOPATH	1	6,649	748	10%	7,398
FLORIDA HOSPITAL ZEPHYRHILLS	10	6,620	731	10%	7,361
OCALA REGIONAL MEDICAL CENTER		6,371	939	13%	7,310
KD MEDICAL CHOICE LLC	1	6,547	691	10%	7,239
FLORIDA HOSPITAL OF CARROLLWOOD	23	6,215	995	14%	7,233
EXPRESS GENE MOLECULAR DIAGNOSTICS LABORATORY		6,004	1,215	17%	7,219
WEST PALM HOSPITAL LAB		6,536	568	8%	7,104
LEE HEALTH - GULF COAST MEDICAL CENTER	2	5,646	1,400	20%	7,048
BAPTIST HEALTH SOUTH FLORIDA - COUNTRY WALK URGENT CARE		5,836	1,190	17%	7,026
CLEVELAND CLINIC MARTIN SOUTH HOSPITAL	1	6,207	700	10%	6,908
MEDARBOR DIAGNOSTICS	1	5,753	1,062	16%	6,816
BAPTIST HEALTH - BEACHES		6,259	536	8%	6,795
LUMINUS DIAGNOSTICS		6,226	541	8%	6,767
MEMORIAL HOSPITAL WEST LABORATORY SERVICES	14	6,108	630	9%	6,752
SOUTH BAY HOSPITAL CLINICAL LAB		6,091	654	10%	6,745
VISTA CLINICAL	8	3,824	2,694	41%	6,526
MEDEXPRESS URGENT CARE	2	4,392	2,089	32%	6,483
ISPM LABS, LLC DBA CAPSTONE DIAGNOSTICS, LLC		6,102	311	5%	6,413
FULGENT DIAGNOSTICS	100	5,847	459	7%	6,406
ARCPOINT LABS OF FORT MYERS	4	5,555	803	13%	6,362
MORTON PLANT-MEASE	5	5,787	561	9%	6,353
POINCIANA MEDICAL CENTER		4,909	1,417	22%	6,326
MEMORIAL HOSPITAL MICRO		5,821	445	7%	6,266
BAPTIST HEALTH SOUTH FLORIDA - MIAMI LAKES URGENT CARE		4,907	1,350	22%	6,257
WEST MARION COMMUINITY HOSPITAL LAB		5,264	979	16%	6,243
BAYCARE COMMUNITY HEALTH		6,043	168	3%	6,211
CernerELR_Advent		5,338	820	13%	6,158
ANNE BATES LEACH EYE HOSPITAL/ ABLEH MICROBIOLOGY LABORATORY		6,059	89	1%	6,148
LAKEWOOD RANCH MEDICAL CENTER		5,582	474	8%	6,056
SARKIS CLINICAL TRIALS	17	5,251	762	13%	6,030
CLEVELAND CLINIC MARTIN NORTH HOSPITAL		5,322	701	12%	6,023
FLORIDA HOSPITAL FISH MEMORIAL	19	5,141	840	14%	6,000
ST LUCIE MEDICAL CENTER		4,730	1,163	20%	5,893
SANTA ROSA MEDICAL CENTER		4,666	1,053	18%	5,719

# COVID-19: testing by laboratory

Data through Jan 15, 2021 verified as of Jan 16, 2021 at 09:25 AM

Data in this report are provisional and subject to change.

The numbers in the table below represent the number of Florida and non-Florida residents for whom test results were received by the Department of Health. A person can be tested by more than one laboratory and can have both positive and negative results. **Therefore, the sum of the numbers in each column will be larger than the total number of people tested.**

Reporting lab	Inconclusive	Negative	Positive	Percent positive	Total
NATIONWIDE LABORATORY SERVICES INC	206	4,652	798	14%	5,656
ST JOSEPHS NORTH HOSPITAL LAB	7	4,892	742	13%	5,641
H LEE MOFFITT CANCER CENTER LABORATORY		5,447	168	3%	5,615
AVERO DIAGNOSTICS - IRVING	7	5,206	385	7%	5,598
BAPTIST HEALTH SOUTH FLORIDA - WESTCHESTER URGENT CARE		4,567	1,020	18%	5,587
HIALEAH HOSPITAL	4	4,262	1,204	22%	5,470
UNKNOWN	3	2,952	2,505	46%	5,460
BAPTIST HEALTH SOUTH FLORIDA - DORAL URGENT CARE		4,353	1,105	20%	5,458
OVIEDO MEDICAL CENTER		4,806	564	11%	5,370
IMPERIAL POINT MEDICAL CENTER		4,913	434	8%	5,347
BAPTIST HEALTH - NASSAU		5,011	284	5%	5,295
BAYFRONT HEALTH - VENICE REGIONAL MEDICAL	1	4,840	448	8%	5,289
GENE BY GENE, GENOMICS RESEARCH CENTER LAB	40	4,976	232	4%	5,248
MARTIN HOSPITAL SOUTH LAB		4,966	282	5%	5,248
SUNRISE MEDICAL LABORATORIES	2	4,839	341	7%	5,182
FLORIDA HOSPITAL OCALA		4,553	617	12%	5,170
HOLIDAY CVS LLC		4,905	221	4%	5,126
ADVENTHEALTH CENTRA CARE WINTER GARDEN	1	4,614	506	10%	5,121
TROPICANA FIELD - LOT 2	19	4,608	468	9%	5,095
SYNERGY LABORATORIES	7	4,471	604	12%	5,082
ADVENTHEALTH CENTRA CARE WINTER PARK		4,639	398	8%	5,037
FORT WALTON BEACH MEDICAL CENTER		4,268	738	15%	5,006
ST PETERSBURG GENERAL HOSPITAL		4,135	798	16%	4,933
ADVENTHEALTH CENTRA CARE DR PHILLIPS		4,519	384	8%	4,903
SOUTH FLORIDA BAPTIST HOSPITAL MICRO	4	4,135	732	15%	4,871
BAPTIST HEALTH SOUTH FLORIDA - PEMBROKE PINES URGENT CARE		4,070	777	16%	4,847
ADVENTHEALTH CENTRA CARE ST CLOUD		4,198	611	13%	4,809
ADVENTHEALTH CENTRA CARE UNIVERSITY		4,382	414	9%	4,796
ADVENTHEALTH CENTRA CARE HUNTERS CREEK		4,123	598	13%	4,721
FLORIDA HOSPITAL NORTH PINELLAS	11	4,326	379	8%	4,716
SYNERGY DIAGNOSTIC LABORATORY	85	4,026	462	10%	4,573
NIGHT LITE PEDIATRICS	4	3,335	1,231	27%	4,570
BAPTIST HEALTH SOUTH FLORIDA - CORAL SPRINGS URGENT CARE		3,936	630	14%	4,566
ADVENTHEALTH CENTRA CARE WATERFORD LAKES		3,961	577	13%	4,538
BAYFRONT HEALTH - PORT CHARLOTTE		4,147	386	9%	4,533
EGLIN AIR FORCE BASE	12	3,287	1,210	27%	4,509
MOFFITT CANCER CENTER	6	4,339	93	2%	4,438
SOLARIS DIAGNOSTICS	6	3,964	461	10%	4,431
DOCTORS URGENT CARE LLC	1	3,600	821	19%	4,422
TRINITY SPRINGS		3,796	618	14%	4,414
MEDICAL DNA LABS LLC	2	4,002	363	8%	4,367
ADVENTHEALTH CENTRA CARE LEE ROAD		3,928	389	9%	4,317
PUTNAM COMMUNITY MEDICAL CENTER		3,736	570	13%	4,306
ADVENTHEALTH CENTRA CARE LAKELAND	1	3,747	542	13%	4,290
ADVENTHEALTH CENTRA CARE CLERMONT		3,850	431	10%	4,281
ATLANTIS URGENT CARE	1	2,927	1,318	31%	4,246
UNIVERSITY HOSPITAL AND MEDICAL CENTER		3,259	983	23%	4,242

# COVID-19: testing by laboratory

Data through Jan 15, 2021 verified as of Jan 16, 2021 at 09:25 AM

Data in this report are provisional and subject to change.

The numbers in the table below represent the number of Florida and non-Florida residents for whom test results were received by the Department of Health. A person can be tested by more than one laboratory and can have both positive and negative results. **Therefore, the sum of the numbers in each column will be larger than the total number of people tested.**

Reporting lab	Inconclusive	Negative	Positive	Percent positive	Total
COMMUNITY HEALTH CENTERS OF PINELLAS INC		3,376	844	20%	4,220
HEALTHQUEST ESOTERICS		3,087	1,129	27%	4,216
MEDEXPRESS URGENT CARE OF BOYNTON BEACH LLC		4,008	207	5%	4,215
SUNCOAST PATHOLOGY ASSOCIATES		3,829	344	8%	4,173
QDX PATHOLOGY SERVICES	2	3,810	338	8%	4,150
ACUTIS DIAGNOSTICS	16	3,408	726	17%	4,150
BAPTIST HEALTH - NORTH		3,203	925	22%	4,128
ANGEL KIDS PEDIATRICS		3,860	244	6%	4,104
CLINICAL REFERENCE LABORATORY	2	3,915	170	4%	4,087
MEDEXPRESS URGENT CARE HUDSON		3,585	501	12%	4,086
ADVENTHEALTH CENTRA CARE SANFORD		3,681	381	9%	4,062
NIGHT LITE PEDIATRICS URGENT CARE	1	3,413	620	15%	4,034
ADVENTHEALTH CENTRA CARE APOPKA		3,524	491	12%	4,015
ADVENTHEALTH CENTRA CARE LAKE MARY		3,629	368	9%	3,997
MEDRITE MEDICAL CARE, PC	1,866	1,895	211	5%	3,972
ADVENTHEALTH CENTRA CARE KISSIMMEE		3,609	361	9%	3,970
PHYSICIANS REGIONAL MEDICAL CENTER - PINE RIDGE RD	1	3,263	703	18%	3,967
CARDIOTROPIC LABS	83	3,141	724	18%	3,948
MEASE DUNEDIN HOSPITAL	5	3,572	357	9%	3,934
NORTHWEST FLORIDA COMMUNITY HOSPITAL	27	2,745	1,151	29%	3,923
PALMS OF PASADENA HOSPITAL		3,457	443	11%	3,900
ADVENTIST HEALTH SYSTEMS, SUNBELT INC		3,463	427	11%	3,890
BAPTIST HEALTH SOUTH FLORIDA - TAMiami TRAIL URGENT CARE		3,067	774	20%	3,841
WESTCHESTER HOSPITAL	23	3,061	724	19%	3,808
EMPIRE CITY LABORATORIES INC	37	3,251	492	13%	3,780
BAPTIST HEALTH SOUTH FLORIDA - CORAL GABLES (UNIVERSITY) URGENT CARE		3,296	479	13%	3,775
RAULERSON HOSPITAL		3,091	647	17%	3,738
DOCTORS HOSPITAL OF SARASOTA CLINICAL LABORATORY		3,263	466	12%	3,729
BAPTIST HEALTH SOUTH FLORIDA - PINECREST URGENT CARE		3,216	501	13%	3,717
URGENT CARE CURE	2	3,202	512	14%	3,716
DOCTORS URGENT CARE OF LUTZ LLC	1	2,936	776	21%	3,713
THE CENTER FOR URGENT CARE	3	3,031	650	18%	3,684
MEDEXPRESS URGENT CARE - ESTERO		3,304	328	9%	3,632
CLARITY LAB SOLUTIONS LLC		3,608	4	0%	3,612
ADVENTHEALTH CENTRA CARE MOUNT DORA		3,225	381	11%	3,606
MICROGEN DX	3	2,990	589	16%	3,582
BAPTIST HEALTH SOUTH FLORIDA - CORAL GABLES URGENT CARE		2,993	580	16%	3,573
BAPTIST HEALTH SOUTH FLORIDA - KENDALE LAKES URGENT CARE		2,836	735	21%	3,571
ADVENTHEALTH CENTRA CARE ALTAMONTE		3,198	354	10%	3,552
COASTAL MED URGENT CARE		2,199	1,350	38%	3,549
AHCC WESLEY CHAPEL		3,184	347	10%	3,531
TALLAHASSEE PRIMARY CARE ASSOCIATES		3,012	456	13%	3,468
PARAMOUNT URGENT CARE		1,679	1,772	51%	3,451
HEALTH FIRST ADVENTHEALTH CENTRA CARE GATEWAY	1	3,107	322	9%	3,430
MEMORIAL HOSPITAL- MIRAMAR	12	3,130	265	8%	3,407
BAPTIST HEALTH SOUTH FLORIDA - PALMETTO BAY URGENT CARE		2,855	551	16%	3,406
BETHESDA HOSPITAL WEST		3,051	318	9%	3,369

# COVID-19: testing by laboratory

Data through Jan 15, 2021 verified as of Jan 16, 2021 at 09:25 AM

Data in this report are provisional and subject to change.

The numbers in the table below represent the number of Florida and non-Florida residents for whom test results were received by the Department of Health. A person can be tested by more than one laboratory and can have both positive and negative results. **Therefore, the sum of the numbers in each column will be larger than the total number of people tested.**

Reporting lab	Inconclusive	Negative	Positive	Percent positive	Total
INDIAN RIVER MEDICAL CENTER		2,828	532	16%	3,360
ADVENTHEALTH CENTRA CARE OVIEDO		2,945	395	12%	3,340
ADVENTHEALTH CENTRA CARE AZALEA PARK		2,916	421	13%	3,337
TWIN CITIES HOSPITAL	1	2,917	418	13%	3,336
MIDWAY SPECIALTY CARE CENTER DIAGNOSTICS	38	3,050	225	7%	3,313
SIPARADIGM LLC	13	3,120	176	5%	3,309
MEDEXPRESS URGENT CARE - WEST TAMPA		2,974	287	9%	3,261
MINUTECLINIC LLC #3703		2,730	521	16%	3,251
BAYFRONT HEALTH - SEVEN RIVERS		2,928	305	9%	3,233
NCH DOWNTOWN NAPLES HOSPITAL	10	2,811	397	12%	3,218
MEDEXPRESS URGENT CARE - ROYAL PALM BEACH		2,953	258	8%	3,211
MINUTECLINIC		2,784	425	13%	3,209
HEALTH FIRST ADVENTHEALTH CENTRA CARE TITUSVILLE		2,891	313	10%	3,204
ADVENTHEALTH CENTRA CARE ORANGE LAKE		2,864	339	11%	3,203
PEDIATRIC HEALTH CARE ALLIANCE PA		2,901	291	9%	3,192
ASCENSION SACRED HEART - EMERALD COAST		2,590	558	18%	3,148
MEDEXPRESS URGENT CARE - GOLDEN GATE		2,847	300	10%	3,147
ADVENT HEALTH - HEART OF FLORIDA ER	1	2,719	424	13%	3,144
US BIOTEK LABORATORIES	12	2,801	328	10%	3,141
MEDEXPRESS URGENT CARE PALM BEACH GARDENS		2,950	189	6%	3,139
ADVENTHEALTH CENTRA CARE LONGWOOD		2,885	250	8%	3,135
BAYA PHARMACY & URGENT CARE		2,237	895	29%	3,132
ADVENTHEALTH CENTRA CARE PORT ORANGE		2,881	239	8%	3,120
BAPTIST HEALTH SOUTH FLORIDA - DAVIE URGENT CARE		2,601	515	17%	3,116
HealthSentry_UHS	1	2,819	291	9%	3,111
BAYFRONT HEALTH - BROOKSVILLE		2,697	377	12%	3,074
ADVENTHEALTH CENTRA CARE SAND LAKE		2,827	231	8%	3,058
NCH NORTH NAPLES HOSPITAL	4	2,603	443	15%	3,050
BAPTIST HEALTH SOUTH FLORIDA - WESTON URGENT CARE		2,669	334	11%	3,003
ESCAMBIA COMMUNITY CLINICS INC	7	2,165	806	27%	2,978
MEDEXPRESS URGENT CARE - LAKELAND		2,568	319	11%	2,887
STONE CLINICAL LABORATORIES		2,789	96	3%	2,885
FLORIDA FAMILY LABORATORY, INC DBA	7	2,619	247	9%	2,873
WALGREENS ORLANDO	3	2,522	339	12%	2,864
DOCTORS TEST CENTERS		2,497	359	13%	2,856
LAKESIDE MEDICAL CENTER		2,245	611	21%	2,856
ENGLEWOOD COMMUNITY HOSPITAL		2,566	286	10%	2,852
VETERANS AFFAIRS MEDICAL CENTER - ORLANDO		1,343	1,504	53%	2,847
BARTOW REGIONAL MEDICAL CENTER	1	2,398	436	15%	2,835
AMELIA URGENT CARE		1,508	1,325	47%	2,833
EMERALD COAST URGENT CARE		2,135	696	25%	2,831
ADVENTHEALTH CENTRA CARE LEESBURG		2,469	352	12%	2,821
MEDCOMP SCIENCES LLC	29	1,321	1,450	52%	2,800
WALGREEN CO	2	2,476	317	11%	2,795
DESOTO MEMORIAL HOSPITAL	3	2,282	494	18%	2,779
ADVENTHEALTH CENTRA CARE SOUTH ORANGE		2,464	293	11%	2,757
BAPTIST HEALTH URGENT CARE AT SAWGRASS		2,285	436	16%	2,721



# COVID-19: testing by laboratory

Data through Jan 15, 2021 verified as of Jan 16, 2021 at 09:25 AM

Data in this report are provisional and subject to change.

The numbers in the table below represent the number of Florida and non-Florida residents for whom test results were received by the Department of Health. A person can be tested by more than one laboratory and can have both positive and negative results. **Therefore, the sum of the numbers in each column will be larger than the total number of people tested.**

Reporting lab	Inconclusive	Negative	Positive	Percent positive	Total
BAPTIST HEALTH SOUTH FLORIDA - BRICKELL URGENT CARE		2,250	460	17%	2,710
ADVENTHEALTH PROMPT CARE	1	1,893	805	30%	2,699
CENTRA CARE – WATERFORD LAKES		2,097	576	22%	2,673
PRECISION HEALTH SOLUTIONS		2,577	91	3%	2,668
HIGHLANDS REGIONAL MEDICAL CENTER		2,045	605	23%	2,650
SELECT LABORATORIES - MARION COUNTY, FL LLC	3	2,399	188	7%	2,590
CITRUS MEMORIAL HOSPITAL LABORATORY		2,231	356	14%	2,587
PRO CLINIC		2,031	542	21%	2,573
BAYFRONT HEALTH - PUNTA GORDA		2,386	175	7%	2,561
MEMORIAL HOSPITAL PEMBROKE	3	2,250	299	12%	2,552
ADVENT HEALTH - OCALA		2,124	427	17%	2,551
BMCT Molecular Diagnostics Subsection		2,086	452	18%	2,538
NCF DIAGNOSTICS & DNA TECHNOLOGIES LAB	77	2,125	309	12%	2,511
GENESIS DIAGNOSTICS		2,282	209	8%	2,491
HOLIDAY CVS LLC DBA CVS PHARMACY #5154		2,424	63	3%	2,487
ADVENTHEALTH CENTRA CARE COLONIAL TOWN	1	2,253	221	9%	2,475
EMERALD COAST URGENT CARE LLC		1,804	653	27%	2,457
BAYFRONT HEALTH - SPRING HILL		2,220	229	9%	2,449
PALMS MEDICAL GROUP	5	1,693	742	30%	2,440
MEDEXPRESS URGENT CARE CAPE CORAL		2,053	356	15%	2,409
HEALTH FIRST ADVENTHEALTH CENTRA CARE COCOA		2,196	206	9%	2,402
SPORTS DRUG TESTING LABORATORY	43	2,279	79	3%	2,401
EMERALD COAST URGENT CARE, LLC	1	1,793	598	25%	2,392
LEE HEALTH - COCONUT POINT CLINICAL LAB	2	1,872	433	19%	2,307
PARAMOUNT URGENT CARE - WINDERMERE		1,447	859	37%	2,306
MEDEXPRESS URGENT CARE - DELAND		2,078	214	9%	2,292
COMMUNITY HEALTH NORTHWEST FLORIDA	4	1,739	543	24%	2,286
ACCU REFERENCE MEDICAL LAB		1,666	573	26%	2,239
PHYSICIANS STAT LAB	3	1,064	1,162	52%	2,229
PRIMEHEALTH URGENT CARE	1	1,865	360	16%	2,226
HEALTH FIRST ADVENTHEALTH CENTRA CARE MALABAR		2,003	217	10%	2,220
BAPTIST HEALTHCARE - GULF BREEZE HOSPITAL	3	1,836	378	17%	2,217
BAPTIST HEALTH EMERGENCY CENTER COUNTRY WALK	1	1,856	356	16%	2,213
MARINERS HOSPITAL		1,999	211	10%	2,210
CENTRA CARE SAINT CLOUD	1	1,885	303	14%	2,189
SCION LAB SERVICES LLC	22	1,998	166	8%	2,186
BAPTIST HEALTH - CLAY		1,849	332	15%	2,181
LEE HEALTH CONVENIENT CARE - PAGE FIELD		1,804	367	17%	2,171
ADVENT HEALTH - NEW SMYRNA		1,699	472	22%	2,171
PHARMCO RX	2	1,956	182	9%	2,140
VENTURE MEDICAL OF FLORIDA LLC		1,969	166	8%	2,135
PROHEALTH		711	1,424	67%	2,135
LOWER KEYS MEDICAL CENTER		1,890	243	11%	2,133
NXGEN MDX LLC	4	1,910	216	10%	2,130
BAPTIST HEALTH - OAKLEAF		1,737	383	18%	2,120
ADVENTIST HEALTH SYSTEMS SUNBELT IN DBA		1,923	194	9%	2,117
PHYSICIANS REGIONAL MEDICAL CENTER - COLLIER BLVD	1	1,523	583	28%	2,107

# COVID-19: testing by laboratory

Data through Jan 15, 2021 verified as of Jan 16, 2021 at 09:25 AM

Data in this report are provisional and subject to change.

The numbers in the table below represent the number of Florida and non-Florida residents for whom test results were received by the Department of Health. A person can be tested by more than one laboratory and can have both positive and negative results. **Therefore, the sum of the numbers in each column will be larger than the total number of people tested.**

Reporting lab	Inconclusive	Negative	Positive	Percent positive	Total
MINUTECLINIC LLC # 0709		1,788	308	15%	2,096
BAPTIST HEALTH SOUTH FLORIDA - MIAMI BEACH URGENT CARE		1,786	294	14%	2,080
MEDEXPRESS URGENT CARE LEHIGH ACRES		1,811	265	13%	2,076
ADVENTHEALTH CENTRA CARE KIDS LAKE MARY		1,914	132	6%	2,046
PREMIER URGENT CARE OF BREVARD LLC	1	1,725	302	15%	2,028
ADVENTHEALTH EXPRESS CARE		1,519	450	23%	1,969
ADVENT HEALTH CENTRA CARE -WINTER PARK KIDS URGENT CARE	4	1,766	198	10%	1,968
PRIMEHEALTH URGENT CARE INC		1,684	284	14%	1,968
DOC SMILEY'S URGENT CARE		1,706	247	13%	1,953
MEDEXPRESS FORT MYERS		1,669	249	13%	1,918
GESSLER CLINIC		1,215	676	36%	1,891
ASSOCIATED PATHOLOGISTS, LLC	3	1,542	334	18%	1,879
MINUTECLINIC LLC #3631		1,551	293	16%	1,844
MINUTECLINIC LLC 5852		1,531	294	16%	1,825
PARAMOUNT URGENT CARE - ORLANDO		1,196	628	34%	1,824
LABORATORY OF FLORIDA LLC	40	1,641	113	6%	1,794
TAMPA COMMUNITY HOSPITAL		1,486	289	16%	1,775
GENUS3		1,697	67	4%	1,764
BRASHEAR'S VITAL CARE CORP		1,331	429	24%	1,760
DONALD W ROBERTSON DO PA		1,327	427	24%	1,754
MEDEXPRESS URGENT CARE CORAL SPRINGS		1,583	168	10%	1,751
MEDEXPRESS PORT CHARLOTTE		1,592	148	9%	1,740
FLOWERS HOSPITAL		1,559	168	10%	1,727
MEDEXPRESS URGENT CARE - VERO BEACH		1,492	220	13%	1,712
FLORIDA MEDICAL CLINIC	3	865	833	49%	1,701
ADVENTHEALTH CENTRA CARE		1,503	192	11%	1,695
JW PLASTIC SURGERY		1,449	244	14%	1,693
DR G'S URGENT CARE		1,459	217	13%	1,676
MC DIAGNOSTIC OF CONNECTICUT, PC #2220		1,412	263	16%	1,675
UNIVERSITY OF NORTH FLORIDA STUDENT HEALTH		1,632	40	2%	1,672
MEDONE PLLC		1,299	372	22%	1,671
MEDEXPRESS URGENT CARE - CLEWISTON		1,361	257	16%	1,618
DYNIX DIAGNOSTIX		1,315	266	17%	1,581
SPARROW HEALTHCARE	2	1,351	222	14%	1,575
OPTEO LABORATORY		1,534	33	2%	1,567
PHYSICIAN ASSOCIATES		1,391	175	11%	1,566
MELBOURNE MEDICAL LABORATORY☐	2	1,365	199	13%	1,566
ADVENTHEALTH CENTRA CARE CONWAY		1,311	232	15%	1,543
MEDFAST URGENT CARE CENTERS LLC		221	1,322	86%	1,543
PARAMOUNT URGENT CARE - OVIEDO		932	610	40%	1,542
NORTH SHORE LONG ISLAND JEWISH HEALTH		1,432	65	4%	1,497
MINUTECLINIC LLC #4415		1,210	278	19%	1,488
MINUTECLINIC LLC #5249		1,151	323	22%	1,474
IGENOMIX USA LLC	40	1,306	128	9%	1,474
MARTIN HEALTH SYSTEM - ST LUCIE WEST		1,321	146	10%	1,467
BAY MEDICAL CENTER SACRED HEART HEALTH SYSTEM		1,064	393	27%	1,457
BARDMOOR LABORATORY	9	1,234	213	15%	1,456



# COVID-19: testing by laboratory

Data through Jan 15, 2021 verified as of Jan 16, 2021 at 09:25 AM

Data in this report are provisional and subject to change.

The numbers in the table below represent the number of Florida and non-Florida residents for whom test results were received by the Department of Health. A person can be tested by more than one laboratory and can have both positive and negative results. **Therefore, the sum of the numbers in each column will be larger than the total number of people tested.**

Reporting lab	Inconclusive	Negative	Positive	Percent positive	Total
JACKSON HOSPITAL CLINICAL LABORATORY		1,234	222	15%	<b>1,456</b>
FLORIDA COMMUNITY HEALTH CENTER		1,196	258	18%	<b>1,454</b>
UHEALTH DEERFIELD BEACH/UMSYLVESTER DEERFIELD BEACH LABORATORY	3	1,378	55	4%	<b>1,436</b>
NCH NORTHEAST	7	1,075	349	24%	<b>1,431</b>
CARENOW URGENT CARE		815	608	43%	<b>1,423</b>
BIOCERNA LLC	9	1,248	164	12%	<b>1,421</b>
ACCESS POINT HEALTHCARE URGENT & PRIMARY CARE	1	1,001	419	29%	<b>1,421</b>
LABTECH DIAGNOSTIC		1,164	257	18%	<b>1,421</b>
ADVANCE MEDICAL OF NAPLES		309	1,108	78%	<b>1,417</b>
PATIENTS CHOICE LABORATORIES		828	588	42%	<b>1,416</b>
CAREFAST+		860	553	39%	<b>1,413</b>
MINUTECLINIC LLC		1,197	207	15%	<b>1,404</b>
MEDEXPRESS URGENT CARE BOCA RATON		1,293	106	8%	<b>1,399</b>
MINUTECLINIC LLC #5253		1,169	225	16%	<b>1,394</b>
PARAMOUNT URGENT CARE INC		375	1,012	73%	<b>1,387</b>
ADVENT HEALTH - DADE CITY		1,219	165	12%	<b>1,384</b>
SHELL POINT NURSING PAVILION	1	1,332	51	4%	<b>1,384</b>
AMELIA EXPRESS CARE LLC		1,186	197	14%	<b>1,383</b>
ASCENSION SACRED HEART - GULF		1,025	352	26%	<b>1,377</b>
ASSURANCE SCIENTIFIC LABORATORIES	1	1,092	274	20%	<b>1,367</b>
ASCENSION ST VINCENT'S - SOUTHSIDE		1,309	49	4%	<b>1,358</b>
MINUTECLINIC LLC #3463		1,142	212	16%	<b>1,354</b>
PARRISH MEDICAL CENTER	1	1,168	158	12%	<b>1,327</b>
BAPTIST HEALTH SOUTH FLORIDA - COUNTRY WALK URGENT CARE EXPRESS		1,143	184	14%	<b>1,327</b>
ARCPOINT LABS		778	518	40%	<b>1,296</b>
NEIGHBORHOOD MEDICAL CENTER INC	16	1,140	140	11%	<b>1,296</b>
QUICK CARE MED PL	2	1,109	181	14%	<b>1,292</b>
PATIENTS FIRST - THOMASVILLE ROAD		1,116	156	12%	<b>1,272</b>
INTELEX LABS, LLC		1,199	38	3%	<b>1,237</b>
HOLMES REG MED CENTER CLINICAL LAB		1,014	221	18%	<b>1,235</b>
MINUTECLINIC LLC #5854		1,027	207	17%	<b>1,234</b>
UNIVERSITY OF ALABAMA AT BIRMINGHAM		1,195	32	3%	<b>1,227</b>
BAPTIST HEALTH SOUTH FLORIDA - KEY BISCANE URGENT CARE EXPRESS		1,075	144	12%	<b>1,219</b>
CLINICORE		1,124	91	7%	<b>1,215</b>
TEMPUS CLINICAL LABORATORY	9	1,064	136	11%	<b>1,209</b>
DOC SMILEYS URGENT CARE LLC		971	234	19%	<b>1,205</b>
MINUTECLINIC LLC #5190		988	216	18%	<b>1,204</b>
EMERGENCY PHYSICIANS MEDICAL CENTER		276	922	77%	<b>1,198</b>
ACCESS MEDICAL LABS		746	448	38%	<b>1,194</b>
GENESIS LABORATORY MANAGEMENT	9	996	186	16%	<b>1,191</b>
MINUTECLINIC LLC #8396		1,002	179	15%	<b>1,181</b>
NYU HOSPITALS CENTER CLINICAL LABORATORIES		1,136	36	3%	<b>1,172</b>
MINUTECLINIC LLC #1067		990	163	14%	<b>1,153</b>
VAVA PARTNERS LLC		437	703	62%	<b>1,140</b>
BOND URGENT CARE LLC		828	307	27%	<b>1,135</b>
AMELIA EXPRESS CARE		645	487	43%	<b>1,132</b>
MINI ER WATERFORD LAKES, THE		954	173	15%	<b>1,127</b>

# COVID-19: testing by laboratory

Data through Jan 15, 2021 verified as of Jan 16, 2021 at 09:25 AM

Data in this report are provisional and subject to change.

The numbers in the table below represent the number of Florida and non-Florida residents for whom test results were received by the Department of Health. A person can be tested by more than one laboratory and can have both positive and negative results. **Therefore, the sum of the numbers in each column will be larger than the total number of people tested.**

Reporting lab	Inconclusive	Negative	Positive	Percent positive	Total
PHYSICIANS PRIMARY CARE	2	952	165	15%	1,119
CHARLES AIESI CONSULTING INC	6	954	154	14%	1,114
MINUTECLINIC LLC #7886		964	148	13%	1,112
BAYFRONT HEALTH - CITRUS HILLS		936	176	16%	1,112
CAPSTONE HEALTHCARE		782	329	30%	1,111
VERITAS GENETICS	61	932	103	9%	1,096
PENSACOLA PEDIATRICS PA	1	963	131	12%	1,095
TOM LEE COMMUNITY HEALTH CENTER		757	337	31%	1,094
LAKE WALES MEDICAL CENTER INC		958	135	12%	1,093
MEDEXPRESS URGENT CARE - JAX ATLANTIC BLVD		936	135	13%	1,071
COASTAL LABORATORIES		796	267	25%	1,063
RAINBOW RIVER MEDICAL LABORATORY		977	82	8%	1,059
WHITE WILSON MEDICAL CENTER		135	917	87%	1,052
MINUTE CLINIC LLC		884	163	16%	1,047
LAB24 INC	3	373	665	64%	1,041
EPN URGENT CARE NAPLES	2	746	292	28%	1,040
NCHMD INC		834	205	20%	1,039
UHEALTH CLINIC AT WALGREENS		839	189	18%	1,028
BAPTIST HEALTHCARE - JAY HOSPITAL		742	281	27%	1,023
HOLIDAY CVS LLC DBA CVSPHARMACY #5155		985	34	3%	1,019
MARION E FETHER MEDICAL CENTER, THE		921	90	9%	1,011
LABORATORY SPECIALISTS OF MICHIGAN		784	205	21%	989
TREASURE COAST MEDICAL ASSOCIATES INC		649	336	34%	985
NORTH FLORIDA PEDIATRICS-TALLAHASSEE		904	81	8%	985
VERITOR		850	134	14%	984
BAPTIST HEALTH EMERGENCY CENTER AT WEST CORAL WAY		742	240	24%	982
MINUTECLINIC LLC #3705		851	129	13%	980
SMA LAB	6	873	101	10%	980
ADVANCED DIAGNOSTIC LABORATORY		928	46	5%	974
MINUTECLINIC LLC #5069		800	172	18%	972
MINUTECLINIC LLC #3662		806	164	17%	970
MINUTECLINIC LLC #5214		861	106	11%	967
PARAMOUNT URGENT CARE VILLAGES		651	307	32%	958
PEDIATRIC HEALTH CARE ALLIANCE - NORTHDAL		874	83	9%	957
STAGEZERO LIFE SCIENCES INC	2	853	88	9%	943
VRL EUROFINS - DALLAS		913	13	1%	926
MOLECULAR INFECTIOUS DISEASES		913	11	1%	924
MINUTECLINIC LLC # 0514		790	133	14%	923
SOLARIS HEALTHCARE PALATKA		876	33	4%	909
Community_Health		744	153	17%	897
ED FRASER MEMORIAL HOSPITAL		706	191	21%	897
GENE TOX WORLDWIDE	60	736	100	11%	896
STEWART REFERENCE LABORATORY	1	544	349	39%	894
MINUTECLINIC LLC #7887		794	98	11%	892
FAST TRACK URGENT CARE CENTER		4	887	100%	891
PALM HARBOR PHARMACY		772	118	13%	890
ST ANNES NURSING CENTER		853	21	2%	874

# COVID-19: testing by laboratory

Data through Jan 15, 2021 verified as of Jan 16, 2021 at 09:25 AM

Data in this report are provisional and subject to change.

The numbers in the table below represent the number of Florida and non-Florida residents for whom test results were received by the Department of Health. A person can be tested by more than one laboratory and can have both positive and negative results. **Therefore, the sum of the numbers in each column will be larger than the total number of people tested.**

Reporting lab	Inconclusive	Negative	Positive	Percent positive	Total
CAREFAST MURABELLA		501	362	42%	863
MINUTECLINIC LLC #1055		649	210	24%	859
HISTOPATHOLOGY SERVICES, LLC		759	96	11%	855
LENCO MEDICAL LABORATORY		818	31	4%	849
MINUTECLINIC LLC #1771		701	147	17%	848
COASTAL PEDIATRIC GROUP		733	113	13%	846
OPTUM LABS LLC		719	122	15%	841
PRIMARY CARE OF THE TREASURE COAST		743	95	11%	838
NAPLES URGENT CARE	1	518	314	38%	833
MINUTECLINIC LLC # 3686		687	143	17%	830
ALTRU DIAGNOSTICS INC	2	750	75	9%	827
FLAGLER HOSPITAL LABORATORY	8	33	786	95%	827
MINUTECLINIC, LLC (CLINIC 10699)		700	126	15%	826
FLORIDA HOSPITAL ORLANDO		743	74	9%	817
FLORIDA DEPARTMENT OF HEALTH IN POLK COUNTY	2	607	207	25%	816
TACACHALE CLINICAL LABORATORY	1	774	33	4%	808
ASCENSION ST VINCENT'S - CLAY		775	31	4%	806
MINUTECLINIC LLC #7173		701	100	12%	801
NITE LITE PEDIATRICS		234	562	71%	796
MINUTECLINIC LLC # 3930		667	127	16%	794
PHAROS HEALTH		623	167	21%	790
LAKELAND REGIONAL HEALTH - PWC/OB		36	752	95%	788
ELLENTON URGENT CARE		573	212	27%	785
TYNDALL AIR FORCE BASE		597	181	23%	778
MINUTECLINIC LLC #3291		675	103	13%	778
EUROFINS NTD, LLC		742	35	5%	777
MINUTECLINIC LLC #3814		608	168	22%	776
MINUTECLINIC LLC #3635		677	97	13%	774
PATIENTS FIRST LAKE ELLA MEDICAL CENTER		672	99	13%	771
CENTRA CARE		445	324	42%	769
MINUTECLINIC LLC #4458		601	166	22%	767
INTEGRITY LABORATORIES, LLC	1	621	141	18%	763
MINUTECLINIC LLC #3003		581	182	24%	763
MACDILL AIR FORCE BASE		710	51	7%	761
MINUTECLINIC, LLC #4015		559	201	26%	760
DEPARTMENT OF CLINICAL LABS		737	15	2%	752
DYNIX DIAGNOSTICS	2	524	221	30%	747
BROWNWOOD CARE CENTER		667	77	10%	744
THE HEALTH CENTER OF PLANT CITY		681	63	8%	744
ARCPOINT LABS OF CORAL SPRINGS FL		661	79	11%	740
MINUTECLINIC LLC # 3579		619	118	16%	737
PROJECT HEALTH, INC SUMTERVILLE	5	592	139	19%	736
PARAMOUNT URGENT CARE - CLERMONT		559	168	23%	727
GENEIQ		686	40	6%	726
NONE		308	417	58%	725
JUPITER MEDICAL CENTER URGENT CARE		475	248	34%	723
ADVENT HEALTH LAB - ORLANDO		430	292	40%	722

# COVID-19: testing by laboratory

Data through Jan 15, 2021 verified as of Jan 16, 2021 at 09:25 AM

Data in this report are provisional and subject to change.

The numbers in the table below represent the number of Florida and non-Florida residents for whom test results were received by the Department of Health. A person can be tested by more than one laboratory and can have both positive and negative results. **Therefore, the sum of the numbers in each column will be larger than the total number of people tested.**

Reporting lab	Inconclusive	Negative	Positive	Percent positive	Total
NORTH FLORIDA PEDIATRICS - LAKE CITY		543	177	25%	720
MINUTECLINIC LLC #7973		596	117	16%	713
DISNEY COVID TEST SITE		703	10	1%	713
MINUTECLINIC LLC #7225		604	105	15%	709
MINUTECLINIC, LLC DBA MINUTECLINIC #4717		682	25	4%	707
MIAMI JEWISH HEALTH SYSTEMS		659	42	6%	701
NORTH OKALOOSA MEDICAL CENTER		411	289	41%	700
URGENT CARE OF THE PALM BEACHES		361	336	48%	697
MINUTECLINIC LLC #1821		615	80	12%	695
ADDICTION LABS OF AMERICA	3	624	64	9%	691
PREMIER MEDICAL LABORATORY SERVICES	1	463	222	32%	686
BAPTIST HEALTH - MD ANDERSON CANCER CENTER		675	4	1%	679
LEE COUNTY EMERGENCY MEDICAL SERVICE		595	82	12%	677
XYZ LABORATORY	8	592	76	11%	676
MINUTECLINIC, LLC #3204		536	138	20%	674
COVANCE CLINICAL RESEARCH UNIT INC		656	17	3%	673
MINI ER ADULT AND PEDIATRIC URGENT CARE		574	98	15%	672
Tampa Lakes Health and Rehabilitation Center	2	599	68	10%	669
MINUTECLINIC LLC #3285		575	94	14%	669
WILLOWBROOKE COURT AT EDGEWATER POINTE ESTATES		657	9	1%	666
MINUTECLINIC LLC #3257		525	138	21%	663
VITAS HEALTHCARE CORPORATION OF FLA		659	3	0%	662
WHOLE FAMILY HEALTH CENTER INC		489	171	26%	660
VENICE REGIONAL MEDICAL CENTER		574	86	13%	660
NCH HEALTHCARE SYSTEM MICROBIOLOGY LAB		1	658	100%	659
ANY LAB TEST NOW	1	439	218	33%	658
BLUE MED CONSULTANTS		638	19	3%	657
SANTA ROSA MEDICAL GROUP		523	128	20%	651
CENTRA CARE – SOUTH ORANGE		476	175	27%	651
CVS HEALTH		461	189	29%	650
NORTHEAST FLORIDA NEUROLOGY CLINICS, INC		552	97	15%	649
MINUTECLINIC LLC #4024		539	109	17%	648
MINUTECLINIC LLC #5216		526	122	19%	648
MEDICAL FP – WHOLE FAMILY HEALTH CENTER		529	118	18%	647
MAVERICK LABS		456	187	29%	643
Victoria Nursing and Rehabilitation Center		599	42	7%	641
DOCTOR'S MEMORIAL HOSPITAL		485	154	24%	639
NORTH SHORE LIJ URGENT CARE PC		606	31	5%	637
READY RESPONDERS FLORIDA, PLLC		535	95	15%	630
PRIMARY CARE SERVICES AT INDIAN RIVER ESTATES		617	11	2%	628
C.W. BILL YOUNG VA MEDICAL CENTER	1	17	609	97%	627
ADVENT HEALTH CENTRA CARE - MOUNT DORA		276	348	56%	624
MINUTECLINIC LLC #3654		520	103	17%	623
KENDALL HEALTHCARE PROPERTIES DBA	2	592	26	4%	620
MINUTECLINIC LLC # 7933		526	92	15%	618
UNIVERSITY OF WEST FLORIDA STUDENT HEALTH SERVICES	1	509	106	17%	616
HOLY CROSS HOSPITAL		12	598	98%	610



# COVID-19: testing by laboratory

Data through Jan 15, 2021 verified as of Jan 16, 2021 at 09:25 AM

Data in this report are provisional and subject to change.

The numbers in the table below represent the number of Florida and non-Florida residents for whom test results were received by the Department of Health. A person can be tested by more than one laboratory and can have both positive and negative results. **Therefore, the sum of the numbers in each column will be larger than the total number of people tested.**

Reporting lab	Inconclusive	Negative	Positive	Percent positive	Total
MINUTECLINIC LLC #3648		485	123	20%	608
MYTEST DIAGNOSTICS		563	45	7%	608
PALACE NURSING HOME & REHAB CENTER		575	31	5%	606
PROFESSIONAL HEALTH EXAMINERS DBA PROHEALTH		495	108	18%	603
CONSULATE HEALTH CARE OF NEW PORT RICHEY	2	498	101	17%	601
PATIENTS FIRST - MAHAN DRIVE		164	435	73%	599
PALM BAY HOSPITAL CLINICAL LABORATORY		377	219	37%	596
SOLARIS HEALTHCARE CHARLOTTE HARBOR		551	43	7%	594
MINUTECLINIC LLC #4201		521	71	12%	592
CREEKSIDE CARE CENTER	1	504	84	14%	589
NORTH FLORIDA PEDIATRICS PA - SUWANNEE	1	481	104	18%	586
APALACHEE CORRECTIONAL INSTITUTION EAST UNIT		566	15	3%	581
POINT OF CARE TESTING SITE		556	24	4%	580
ORLANDO HEALTH AND REHAB CENTER		544	35	6%	579
MANOR PINES CONVALESCENT CENTER LLC	1	560	18	3%	579
ADVENT HEALTH CENTRA CARE - WATERFORD LAKES		481	94	16%	575
MOUNT SINAI LABORATORY		550	25	4%	575
TREE HOUSE PEDIATRICS PLLC		516	57	10%	573
MINUTECLINIC LLC #476		477	95	17%	572
PALM GARDEN OF PORT SAINT LUCIE		561	6	1%	567
VETERANS AFFAIRS MEDICAL CENTER - JAMES A HALEY			567	100%	567
COASTAL PHYSICIANS, LLC		424	143	25%	567
LIFE CARE CENTER OF ORANGE PARK		538	28	5%	566
KEYS AHEC SCHOOL MEDICAL CLINIC	6	488	67	12%	561
JOHN KNOX VILLAGE HEALTH CENTER		545	16	3%	561
Point of Care Testing	1	111	446	80%	558
MINUTECLINIC, LLC #5817		437	115	21%	552
The Sands at South Beach		545	4	1%	549
LIFE CARE CENTER OF NEW PORT RICHEY		518	31	6%	549
INTERLACHEN PEDIATRICS		526	23	4%	549
HOLMES REGIONAL MEDICAL CENTER		5	543	99%	548
VITAE DIAGNOSTICS		534	13	2%	547
MINUTECLINIC LLC #5924		450	96	18%	546
TENNESSEE DOH - NASHVILLE	2	482	62	11%	546
GULF COAST VILLAGE		517	29	5%	546
CONSULATE HEALTHCARE OF VERO BEACH	14	456	74	14%	544
FISHERMENS HOSPITAL CLINICAL LAB		497	46	8%	543
HENDRY REGIONAL MEDICAL CENTER CLINICAL LABORATORY		373	170	31%	543
ST JOHN'S NURSING CENTER		526	16	3%	542
MINUTECLINIC LLC #3748		413	129	24%	542
COASTAL URGENT CARE		424	114	21%	538
ECCOLAB GROUP	1	144	391	73%	536
GOLDEN GLADES NURSING & REHABILITATION CTR		528	8	1%	536
SEBASTIAN RIVER MEDICAL CENTER	2	401	129	24%	532
NCF DIAGNOSTICS & DNA TECHNOLOGIES	15	199	318	60%	532
SOUTHEAST ALABAMA MEDICAL CENT		482	49	9%	531
SHORELINE PHYSICIAN GROUP		333	198	37%	531

# COVID-19: testing by laboratory

Data through Jan 15, 2021 verified as of Jan 16, 2021 at 09:25 AM

Data in this report are provisional and subject to change.

The numbers in the table below represent the number of Florida and non-Florida residents for whom test results were received by the Department of Health. A person can be tested by more than one laboratory and can have both positive and negative results. **Therefore, the sum of the numbers in each column will be larger than the total number of people tested.**

Reporting lab	Inconclusive	Negative	Positive	Percent positive	Total
HMA SANTA ROSA MEDICAL CENTER LLC DBA		411	118	22%	529
ETHOS WELLNESS PHARMACY		490	37	7%	527
Signature HealthCare Center of Waterford		499	27	5%	526
GULF COAST MOLECULAR LABORATORIES	12	432	81	15%	525
SACRED HEART HEALTH SYSTEM, INC		287	236	45%	523
FIU-HEALTH AUXILIARY LABORATORY		479	44	8%	523
MINUTECLINIC LLC #1807		417	105	20%	522
MID-FLORIDA PATHOLOGY		409	111	21%	520
PROHEALTH MEDICAL CLINIC		66	452	87%	518
MED FAST URGENT CARE CENTER		260	256	50%	516
THE PRESERVE		509	6	1%	515
WOODLANDS MEDICAL SPECIALISTS		346	167	33%	513
MEDICAL VB		392	120	23%	512
ADVENT HEALTH CENTRA CARE - PORT ORANGE		65	447	87%	512
LIFE CARE CENTER OF HILLIARD		495	14	3%	509
THERADOC		152	357	70%	509
CATALYST WALK IN CLINIC		392	115	23%	507
INTERLACHEN PEDIATRICS PA		477	27	5%	504
BROAD INSTITUTE CLINICAL SEQUENCING RESEARCH PLATFORM	1	485	15	3%	501
VETERANS AFFAIRS MEDICAL CENTER - BAY PINES		17	484	97%	501
MIDWAY SPECIATLY CARE CENTER		301	196	39%	497
DAVITA LABORATORY		426	70	14%	496
PALM GARDEN OF VERO BEACH		459	37	7%	496
PRIMARY CARE SERVICES AT ST ANDREWS ESTATES		494			494
MINUTECLINIC LLC #3236		425	68	14%	493
CLINICAL PATHOLOGY LABS		386	106	22%	492
CLEWISTON NURSING AND REHABILITATION CENTER		483	8	2%	491
AMERICAN FAMILY CARE PENSACOLA WEST		1	489	100%	490
PEDIATRICS OF CENTRAL FLORIDA PA	16	443	31	6%	490
EDEN SPRINGS NURSING AND REHAB CENTER		377	109	22%	486
VILLA MARIA NURSING & REHAB CENTER INC	1	472	11	2%	484
NCHMD, INC SOUTHEAST IMMEDIATE CARE		363	120	25%	483
CLARITY LABS		419	64	13%	483
FORT MYERS INTERNAL MEDICINE, LLC		435	47	10%	482
LITTLE PINE PEDIATRICS		320	160	33%	480
MINUTECLINIC LLC #1815		413	63	13%	476
JACKSON MEMORIAL LONG TERM CARE CENTER		459	16	3%	475
NORTH FLORIDA PEDIATRICS PA		401	72	15%	473
MAIN STREET MEDICAL CENTER		109	362	77%	471
MINUTECLINIC LLC #8381		377	92	20%	469
MINUTECLINIC LLC #3255		376	93	20%	469
ST CLOUD REGIONAL MEDICAL CENTER CLINICAL LAB		394	74	16%	468
EMERALD SHORES HEALTH AND REHABILITATION		381	87	19%	468
ER QUICKCARE PL		382	85	18%	467
ADVENTHEALTH MEDICAL GROUP PROMPT CARE		329	135	29%	464
MINUTECLINIC LLC #4612		354	108	23%	462
VETERANS AFFAIRS MEDICAL CENTER		40	422	91%	462

# COVID-19: testing by laboratory

Data through Jan 15, 2021 verified as of Jan 16, 2021 at 09:25 AM

Data in this report are provisional and subject to change.

The numbers in the table below represent the number of Florida and non-Florida residents for whom test results were received by the Department of Health. A person can be tested by more than one laboratory and can have both positive and negative results. **Therefore, the sum of the numbers in each column will be larger than the total number of people tested.**

Reporting lab	Inconclusive	Negative	Positive	Percent positive	Total
BALDOMERO LOPEZ STATE VETERANS NURSING HOME	2	455	3	1%	460
J AND G MEDICAL GROUP LLC		387	73	16%	460
NEW YORK HOSPITAL LABORATORIES	1	445	12	3%	458
HEALTH CENTER AT BRENTWOOD	1	415	42	9%	458
MINUTECLINIC, LLC #3245		332	125	27%	457
CRUCIAL CARE EMERGENCY MEDICINE DOCTORS		362	95	21%	457
RIVER GARDEN HEBREW HOME FOR THE AGED		404	53	12%	457
DOCTORS CENTER,THE		357	98	22%	455
Crestview Rehabilitation Center	3	328	124	27%	455
MEMORIAL PEMBROKE 24/7 CARE CENTER		346	109	24%	455
CITY MEDICAL OF NEW JERSEY, PC		418	36	8%	454
GROWING TOGETHER PEDIATRICS LLC		415	39	9%	454
ENZO CLINICAL LABS INC	3	429	19	4%	451
MEDICAL CONSULTANTS OF FLORIDA, LLC		367	84	19%	451
NSPIRE HEALTHCARE MIAMI LAKES	7	430	12	3%	449
CYPRESS VILLAGE	1	431	16	4%	448
LPG COCONUT POINT		366	82	18%	448
VALENCIA HILLS HEALTH AND REHABILITATION CENTER		435	12	3%	447
JACKSON MEMORIAL PERDUE MEDICAL CENTER		428	19	4%	447
CHILDRENS MEDICAL ASSOCIATION		405	41	9%	446
MEDFAST URGENT CARE CENTERS		166	278	63%	444
CAPE CANAVERAL HOSPITAL		257	187	42%	444
LIFE CARE CENTER OF PENSACOLA		405	39	9%	444
Plantation Bay Rehabilitation Center		431	12	3%	443
OPTUMCARE FLORIDA LLC		305	137	31%	442
MEDICAL CENTER CLINIC-IMMEDIATE CARE	1	355	86	19%	442
SPECTOR SCIENTIFIC LAB	1	195	245	56%	441
VERILY LIFE SCIENCES		439	2	0%	441
EAST LAKE PEDIATRICS		367	72	16%	439
SMA SPECIALTY MEDICAL LAB		117	321	73%	438
DOH – INDIAN RIVER		371	67	15%	438
ADVENT HEALTH CENTRA CARE - WINTER PARK		293	142	33%	435
FOUNTAIN MANOR HEALTH AND REHAB CENTER	1	418	15	3%	434
AVECINA MEDICAL JULINGTON	1	240	189	44%	430
HARTS HARBOR HEALTH CARE CENTER		411	19	4%	430
FIRST QUALITY LABORATORY		402	28	7%	430
VITAS HEALTHCARE CORP OF CENTRAL FL		419	11	3%	430
LAUDERDALE NURSING CENTER LLC	1	409	19	4%	429
MANOR AT CARPENTERS		403	26	6%	429
Good Samaritan Society Kissimmee Village		365	64	15%	429
MOORINGS PARK INSTITUTE, INC, THE		411	17	4%	428
NEW PLANT CITY FAMILY CARE	1	225	201	47%	427
PALM GARDEN OF JACKSONVILLE	2	355	69	16%	426
STEWART ROCKLEDGE HOSPITAL		324	102	24%	426
FLO-MEDILAB SERVICES LLC		186	238	56%	424
MEDIQUICK URGENT CARE CENTERS INC		154	270	64%	424
THE PALACE AT HOMESTEAD	1	408	15	4%	424



# COVID-19: testing by laboratory

Data through Jan 15, 2021 verified as of Jan 16, 2021 at 09:25 AM

Data in this report are provisional and subject to change.

The numbers in the table below represent the number of Florida and non-Florida residents for whom test results were received by the Department of Health. A person can be tested by more than one laboratory and can have both positive and negative results. **Therefore, the sum of the numbers in each column will be larger than the total number of people tested.**

Reporting lab	Inconclusive	Negative	Positive	Percent positive	Total
FLORIDA DEPT OF HEALTH IN BREVARD COUNTY	3	360	60	14%	423
PENSACOLA PEDIATRICS	1	252	170	40%	423
GARCIA CLINICAL LABORATORY		28	392	93%	420
CARE ONE OF FLORIDA LLC		247	172	41%	419
NCH HEALTHCARE BONITA		302	117	28%	419
WILLOW BROOKE COURT AT INDIAN RIVER ESTATES		374	44	11%	418
The Manor at Blue Water Bay		361	57	14%	418
Southern Oaks Care Center	1	386	31	7%	418
BOND AND STEELE CLINIC PA		263	152	37%	415
EXPRESS URGENT CARE LLC		1	414	100%	415
PHYSICIANS PRIMARY CARE LAB		360	54	13%	414
LEHIGH REGIONAL MEDICAL CENTER LAB		371	43	10%	414
HILLCREST HEALTH CARE & REHABILITATION CENTER	2	403	8	2%	413
Q ANSWER LAB	1	375	36	9%	412
MINUTECLINIC LLC #3671		366	44	11%	410
Williston Care Center		362	48	12%	410
TELESCOPE HEALTH LLC	3	323	83	20%	409
Colonial Lakes Health Care		384	25	6%	409
FLAGLER COUNTY HEALTH DEPARTMENT	1	332	74	18%	407
MEDONE URGENT CARE AT ST. AUGUSTINE		111	296	73%	407
CARENOW URGENT CARE – FORT PIERCE		226	181	44%	407
ST ANDREWS BAY SKILLED NURSING &		353	53	13%	406
CLIFFORD CHESTER SIMS STATE VETERANS		399	7	2%	406
FAMILY HEALTH CENTERS OF SWF LABS	2	330	72	18%	404
PROFESSIONAL HEALTH EXAMINERS		349	55	14%	404
PARKLANDS FACILITY INC	4	384	15	4%	403
GOLDEN GATE FAMILY CLINIC		83	319	79%	402
LOOP PEDIATRICS PA	2	321	79	20%	402
TIDE LABORATORIES		358	43	11%	401
MINUTECLNIC LLC		356	45	11%	401
WEST GABLES HEALTH CARE CENTER		389	10	3%	399
BOCA GRANDE HEALTH CLINIC		380	19	5%	399
24 HOUR PEDIATIC CARE CENTER	1	356	40	10%	397
REDI MED LLC		280	116	29%	396
MINUTECLINIC LLC #1350		318	76	19%	394
MINI ER AND URGENT CARE		289	105	27%	394
HERON POINTE HEALTH AND REHABILITATION	1	389	3	1%	393
AMERICA'S PHARMACY LLC		345	47	12%	392
VETERANS AFFAIRS MEDICAL CENTER - GAINESVILLE		2	390	99%	392
PALM GARDEN OF OCALA		330	62	16%	392
RICARDO NAVARRO DO PA		340	51	13%	391
BARBER		13	376	97%	389
BROOKDALE PALMER RANCH	1	334	51	13%	386
APP-UNIPATH, LLC	2	370	14	4%	386
NEW YORK PRESBYTERIAN - CUMC CLINICAL		369	17	4%	386
PALM GARDEN OF TAMPA		371	13	3%	384
MANOR CARE HEALTH SERVICES - FT MYERS		374	10	3%	384

# COVID-19: testing by laboratory

Data through Jan 15, 2021 verified as of Jan 16, 2021 at 09:25 AM

Data in this report are provisional and subject to change.

The numbers in the table below represent the number of Florida and non-Florida residents for whom test results were received by the Department of Health. A person can be tested by more than one laboratory and can have both positive and negative results. **Therefore, the sum of the numbers in each column will be larger than the total number of people tested.**

Reporting lab	Inconclusive	Negative	Positive	Percent positive	Total
HARBOUR HEALTH CENTER		371	12	3%	383
MAYFLOWER ASSISTED LIVING		380	2	1%	382
CALHOUN LIBERTY HOSPITAL		272	110	29%	382
ADVENT HEALTH CENTRA CARE - WINTER HAVEN	1	180	201	53%	382
PEDIATRIC HEALTHCARE ALLIANCE PA		340	37	10%	377
BAYA PHARMACY WEST		8	368	98%	376
HALIFAX MEDICAL CENTER-PORT ORANGE LAB		318	58	15%	376
DIAMOND RIDGE HEALTH AND REHABILITATION CENTER		356	20	5%	376
DIAMOND RIDGE HEALTH AND REHABILITATION		357	18	5%	375
JACKSONVILLE BEACH PEDIATRIC CARE CENTER□		333	42	11%	375
Santa Rosa Center for Rehabilitation and Healing		313	61	16%	374
MEDONE URGENT CARE CENTER		149	222	60%	371
HENDRY REGIONAL MEDICAL CENTER		107	264	71%	371
URGENT CARE BETHESDA	1	318	52	14%	371
NAVAL HOSPITAL - JACKSONVILLE		41	329	89%	370
Solaris HealthCare Windermere		353	15	4%	368
Ocala Health and Rehabilitation Center		349	18	5%	367
ADVENT HEALTH - TAMPA		148	217	59%	365
BALDWIN PEDIATRICS	1	343	20	5%	364
SABAL PALMS HEALTH AND REHAB		319	43	12%	362
FERNANDINA BEACH REHAB AND NURSING	1	349	11	3%	361
VITAS LUTHERAN TOWERS INPATIENT PROGRAM		305	56	16%	361
ORLANDO HEALTH CENTER FOR REHABILITATION		351	9	3%	360
FAIR HAVENS CENTER, OPCO		355	5	1%	360
PALMS OF SEBRING		334	25	7%	359
BAPTIST PRIMARY CARE	2	277	80	22%	359
CAREMED CLINIC LLC		216	142	40%	358
INFORM DIAGNOSTICS		349	7	2%	356
VRL EUROFINs		343	12	3%	355
ADVENT HEALTH CENTRA CARE - LAKE MARY	2	104	249	70%	355
CITRUS NURSING CENTER LLC		331	23	6%	354
UR MEDICINE LABS- CENTRAL LABORATORY		337	16	5%	353
TREASURE COAST COMMUNITY HEALTH	3	304	46	13%	353
BUFFALO CROSSING HEALTHCARE & REHABILITATION CTR		341	11	3%	352
SPRING HILL HEALTH AND REHABILITATION CENTER		334	15	4%	349
ABBAY DELRAY		344	5	1%	349
Stacey Health Care Centers Inc. dba Riverside Care Center		321	28	8%	349
BAYSHORE DIAGNOSTICS		309	40	11%	349
SANFORD LABORATORIES		325	23	7%	348
SOLARIS HEALTHCARE MERRITT ISLAND		319	28	8%	347
THE PALACE MANAGEMENT - THE PALACE AT CORAL GABLES		344	2	1%	346
CONSULATE HEALTH CARE OF BAYONET POINT	3	336	7	2%	346
PROJECT HEALTH INC	1	265	80	23%	346
MY CLINICAL LAB		224	121	35%	345
MINUTECLINIC LLC #3637		246	99	29%	345
CLARIDGE HOUSE NURSING CENTER		328	16	5%	344
VILLAGE AT VIENNA SQUARE,THE□	6	329	8	2%	343

# COVID-19: testing by laboratory

Data through Jan 15, 2021 verified as of Jan 16, 2021 at 09:25 AM

Data in this report are provisional and subject to change.

The numbers in the table below represent the number of Florida and non-Florida residents for whom test results were received by the Department of Health. A person can be tested by more than one laboratory and can have both positive and negative results. **Therefore, the sum of the numbers in each column will be larger than the total number of people tested.**

Reporting lab	Inconclusive	Negative	Positive	Percent positive	Total
INDIAN RIVER CTR, LLC		309	34	10%	343
KETAMINE HEALTH CENTERS LLC		315	27	8%	342
CORAL BAY HEALTHCARE AND REHABILITATION	1	330	10	3%	341
HEALTH DESIGNS		328	13	4%	341
EAST LAKE PEDIATRICS PA		308	32	9%	340
ADVENT HEALTH CENTRA CARE - PALM COAST		80	260	76%	340
FLORIDA HOSPITAL MEDICAL GROUP		248	91	27%	339
CONTINENTAL CLINICAL RESEARCH, LLC		331	8	2%	339
SELECT REFERENCE LABORATORIES, LLC	1	326	12	4%	339
AFC URGENT CARE SEMINOLE			338	100%	338
SIPARADIGM, DIAGNOSTIC INFORMATICS		273	65	19%	338
FLORIDA HOSPITAL WAUCHULA		231	106	31%	337
ARCPPOINTS LABS		294	41	12%	335
NORTH FLORIDA REHABILITATION & SPECIALTY CARE☐		332	3	1%	335
SOLARIS HEALTHCARE LAKE CITY		274	60	18%	334
MANOR OAKS NURSING & REHAB CENTER	2	330	1	0%	333
SIGNATURE HEALTHCARE OF BROOKWOOD GARDENS		332	1	0%	333
RUSKIN HEALTH CENTER		221	111	33%	332
ORCHARD PARK HEALTH & REHABILITATION		328	4	1%	332
CHILDRENS MEDICAL ASSOCIATION PA		296	36	11%	332
DBI HEALTH INC		317	14	4%	331
ADVENT HEALTH CENTRA CARE - LEESBURG		13	318	96%	331
NORTH PINELLAS STATMED QUICK QUALITY CLINICS		236	93	28%	329
CORE DIAGNOSTIC LABORATORIES LLC		237	92	28%	329
MANOR CARE NURSING CENTER OF SARASOTA FL LLC☐		307	22	7%	329
PHYSICIANS STAT LAB INC		277	51	16%	328
USAFSAM/PHE		174	153	47%	327
TRI-COUNTY NURSING AND REHABILITATION CENTER INC		311	15	5%	326
HOPE HOSPICE AND COMMUNITY SERVICES INC	11	304	10	3%	325
USF MORSANI CENTER FOR ADVANCED HEALTH CARE		275	48	15%	323
BLOUNTSTOWN REHABILITATION CENTER LLC		223	100	31%	323
BROOKSVILLE HEALTHCARE CENTER LLC☐		318	4	1%	322
MEDSCAN LABORATORY INC	1	163	158	49%	322
BENTON PEDIATRICS INC		291	31	10%	322
FLORIDA GULF COAST UNIVERSITY		169	153	48%	322
SUWANNEE HEALTH AND REHABILITATION CENTER		316	5	2%	321
MIDWAY SPECIALTY CARE CENTER	3	203	113	35%	319
Life Care Center at Wells Crossing		300	17	5%	317
Life Care Center of Ocala		277	38	12%	315
FLORIDA DEPARTMENT OF HEALTH IN CALHOUN COUNTY		223	92	29%	315
SOLARIS HEALTHCARE PARKWAY	2	305	7	2%	314
CORAL TRACE HEALTH CARE☐	2	307	5	2%	314
MEDFAST URGENT CARE CENTER		83	230	73%	313
MINUTECLINIC LLC, #10357		312	1	0%	313
GENESIS MEDICAL LABORATORY MIAMI FL.		83	230	73%	313
Timberridge Center for Rehabilitation and Healing		286	26	8%	312
HAINES CITY REHABILITATION AND NURSING CENTER		289	22	7%	311

# COVID-19: testing by laboratory

Data through Jan 15, 2021 verified as of Jan 16, 2021 at 09:25 AM

Data in this report are provisional and subject to change.

The numbers in the table below represent the number of Florida and non-Florida residents for whom test results were received by the Department of Health. A person can be tested by more than one laboratory and can have both positive and negative results. **Therefore, the sum of the numbers in each column will be larger than the total number of people tested.**

Reporting lab	Inconclusive	Negative	Positive	Percent positive	Total
HEALTH CENTRAL PARK		244	66	21%	310
SHORE ACRES CARE CENTER		279	30	10%	309
PALMETTO SUBACUTE CARE CENTER		299	8	3%	307
VETERANS AFFAIRS MEDICAL CENTER - LAKE CITY		52	255	83%	307
Manatee Springs Rehabilitation and Nursing Center		289	18	6%	307
MEDEXPRESS LUTZ		3	304	99%	307
ASAP LAB LLC		200	106	35%	306
VIERA HOSPITAL, INC		222	82	27%	304
CARE ONE OF FLORIDA	1	199	104	34%	304
Quest Diag Unspecifd	1	180	123	40%	304
FLORIDA DEPARTMENT OF HEALTH CLAY COUNTY	1	211	91	30%	303
LIFE CARE PONTE VEDRA INC		298	5	2%	303
AFC URGENT CARE CLEARWATER	1	121	180	60%	302
Darcy Hall Of Life Care		302			302
PALM GARDEN OF CLEARWATER		284	18	6%	302
SEMINOLE NURSING PAVILION		295	7	2%	302
GENOME LLC	2	265	35	12%	302
MICHAEL A MIDDLETON MD PA□		291	10	3%	301
LIFEBRITE	1	123	177	59%	301
FLORIDA HOSPITAL HEARTLAND MED CTR LAKE PLACID		219	82	27%	301
Cypress Cove Care Center		200	100	33%	300
BREVARD HEALTH ALLIANCE		119	179	60%	298
SOLARIS HEALTHCARE OSCEOLA		289	9	3%	298
EXPRESS PHARMACY		274	24	8%	298
ADVENT HEALTH CENTRA CARE - TITUSVILLE		56	241	81%	297
SANDBAY URGENT CARE		237	59	20%	296
KEY WEST HEALTH AND REHAB	1	289	6	2%	296
BUENA VISTA URGENT CARE		264	32	11%	296
SOLARIS HEALTHCARE BAYONET POINT		282	12	4%	294
CLERMONT HEALTH AND REHABILITATION CENTER		275	18	6%	293
DELTONA HEALTH CARE		270	23	8%	293
HEALTHY STEPS PEDIATRICS		257	36	12%	293
MINUTECLINIC LLC #8927		235	58	20%	293
NORTHWEST MEDICAL CENTER CLINICAL LABORATORY		175	117	40%	292
PHYSICIANS REGIONAL WALK-IN		185	107	37%	292
Solaris Healthcare Daytona	1	260	30	10%	291
POINT WASHINGTON MEDICAL CLINIC		137	153	53%	290
DXTERITY DIAGNOSTICS	1	277	11	4%	289
FAIRWAY OAKS CENTER LLC	6	277	6	2%	289
AUBURN UNIVERSITY MEDICAL CLINIC		227	62	21%	289
MANORCARE HEALTH SERVICES - VENICE		239	49	17%	288
MINUTECLINIC LLC #5187		243	43	15%	286
AFC URGENT CARE TYRONE		2	284	99%	286
LAKELAND REGIONAL HEALTH SYSTEMS INC		20	266	93%	286
Palm Garden of Largo		284	1	0%	285
SPECIALTY HEALTH AND REHABILITATION CENTER		260	25	9%	285
BIOCEPT		268	16	6%	284



# COVID-19: testing by laboratory

Data through Jan 15, 2021 verified as of Jan 16, 2021 at 09:25 AM

Data in this report are provisional and subject to change.

The numbers in the table below represent the number of Florida and non-Florida residents for whom test results were received by the Department of Health. A person can be tested by more than one laboratory and can have both positive and negative results. **Therefore, the sum of the numbers in each column will be larger than the total number of people tested.**

Reporting lab	Inconclusive	Negative	Positive	Percent positive	Total
LabCorp (Non-Interfaced)	1	114	169	60%	284
AFC URGENT CARE FAMILY CARE			283	100%	283
BOCA BIOLISTICS REFERENCE LABORATORY	2	185	95	34%	282
FLORIDA DEPARTMENT OF HEALTH		248	34	12%	282
ASCEND CLINICAL	2	232	48	17%	282
STARKE FAMILY MEDICAL CENTER		225	57	20%	282
PALM GARDEN OF GAINESVILLE	2	277	2	1%	281
GOOD SAMARITAN SOCIETY-DAYTONA		276	5	2%	281
BAY VILLAGE OF SARASOTA INC		278	3	1%	281
GANDY CROSSING CARE CENTER	1	267	12	4%	280
MEDIPATH		15	263	95%	278
AVELLINO LAB USA, INC	1	268	9	3%	278
CARENOW	2	148	127	46%	277
PRUITT HEALTH-SANTA ROSA		275	2	1%	277
SPRINGTREE REHAB & HEALTH CARE CENTER		261	16	6%	277
Marshall Health and Rehabilitation Center		261	15	5%	276
PruittHealth Santa Rosa		195	81	29%	276
PruittHealth Panama City	1	224	50	18%	275
ROLLINS COLLEGE WELLNESS CENTER		130	144	53%	274
ST JAMES HEALTH AND REHABILITATION CENTER		192	82	30%	274
PALM GARDEN OF ORLANDO		243	31	11%	274
Bardmoor Oaks Healthcare and Rehabilitation Center		269	4	1%	273
VILLAGE DOCTORS FAMILY MEDICAL CENTER OF		218	55	20%	273
WESTCHESTER GARDENS LIMITED PARTNERSHIP		268	5	2%	273
Bayside Care Center	1	252	19	7%	272
PALMETTO FAMILY HEALTHCARE	1	166	105	39%	272
BRIDGEWATER PARK HEALTH AND REHAB		257	15	6%	272
AVENTURA REHAB AND NURSING CENTER		266	5	2%	271
AURORA DIAGNOSTICS BERNHARDT LABORATORIES PATHOLOGY SERVICE		190	80	30%	270
SUNRISE URGENT CARE ASSOCIATES LLC D/B/A	2	60	208	77%	270
HARDEE MANOR HEALTH CARE CENTER	1	266	3	1%	270
SEA BREEZE REHAB AND NURSING CENTER		264	5	2%	269
OSPREY LODGE		228	41	15%	269
MEDICAL CENTER OF DELTONA, INC		206	63	23%	269
Premier Place at The Glenview		260	8	3%	268
ADVENT HEALTH CENTRA CARE - ALTAMONTE SPRINGS		159	109	41%	268
OCEAN VIEW NURSING AND REHAB CENTER		258	10	4%	268
ST JUDE CHILDREN'S RESEARCH HOSPITAL		254	13	5%	267
CernerELR_BaptistMiami	2	234	31	12%	267
CONSULATE HEALTH CARE OF SAFETY HARBOR		262	5	2%	267
ADVENT HEALTH CENTRA CARE - ORMOND BEACH		113	153	58%	266
HOMESTEAD MANOR	2	223	40	15%	265
SERENADES IN THE VILLAGES		211	54	20%	265
SIGNATURE HEALTHCARE OF NORTH FLORIDA		261	2	1%	263
ROSEWOOD HEALTH AND REHABILITATION CENTER		250	11	4%	261
Glades West Rehabilitation and Nursing Center		253	8	3%	261
LUTHERAN HAVEN		255	6	2%	261

# COVID-19: testing by laboratory

Data through Jan 15, 2021 verified as of Jan 16, 2021 at 09:25 AM

Data in this report are provisional and subject to change.

The numbers in the table below represent the number of Florida and non-Florida residents for whom test results were received by the Department of Health. A person can be tested by more than one laboratory and can have both positive and negative results. **Therefore, the sum of the numbers in each column will be larger than the total number of people tested.**

Reporting lab	Inconclusive	Negative	Positive	Percent positive	Total
CLIFFORD CHESTER SIMS VA NURSING HOME		251	9	3%	260
FL HUD DESTIN, LLC D/B/A GRAND BOULEVARD HEALTH		227	33	13%	260
SUN COUNTRY PEDIATRICS PLLC	6	229	24	9%	259
CONSULATE HEALTHCARE OF KISSIMMEE		247	12	5%	259
HEARTLAND PEDIATRICS OF LAKE WALES		226	33	13%	259
Destin Healthcare and Rehabilitation Center	1	250	8	3%	259
FLORIDA WOMAN CARE LABORATORY LLC		232	26	10%	258
LAKE EUSTIS HEALTH AND REHABILITATION CENTER		252	6	2%	258
ARGO SENIOR LIVING AT HAVERHILL		247	10	4%	257
QUALITOX LABORATORIES		105	151	59%	256
PERSONALIZED GENETIC TESTING	1	162	92	36%	255
CRONOS CLINICAL LABORATORY	17	167	71	28%	255
ELLENTON PEDIATRICS		238	17	7%	255
PINES OF SARASOTA		252	3	1%	255
KISSIMMEE FACILITY OPERATIONS LLC		243	11	4%	254
CARITHERS PEDIATRIC GROUP		220	34	13%	254
SPRINGS AT BOCA CIEGA BAY,THE		244	9	4%	253
TAMARAC REHABILITATION & HEALTH CENTER		252	1	0%	253
renaissance health and rehabilitation center		240	12	5%	252
ORCHARD RIDGE CARE AND REHABILITATION CENTER		243	9	4%	252
NORTH FLORIDA MEDICAL GROUP		174	77	31%	251
DAVID SCOTT MADWAR MD PA□		226	25	10%	251
LIFE CARE CENTER OF WINTER HAVEN		234	16	6%	250
BEAR CREEK NURSING CENTER		246	3	1%	249
MANOR CARE OF BOYNTON BEACH LLC		234	14	6%	248
HEATHER HILL HEALTHCARE CENTER		207	41	17%	248
EPN URGENT CARE		43	205	83%	248
SHELL POINT VILLAGE MEDICAL CENTER		246	1	0%	247
MARTIN MEMORIAL MEDICAL CENTER LAB		128	118	48%	246
SABAL DIRECT PRIMARY CARE, PA		202	43	18%	245
Fernandina Beach Rehabilitation and Nursing Center		243	1	0%	244
CARRINGTON PLACE OF ST PETE LLC		240	4	2%	244
HARBOURWOOD	1	238	4	2%	243
ROSEWOOD HEALTHCARE & REHABILITATION CENTER		239	4	2%	243
BROWARD NURSING & REHABILITATION CTR	8	231	4	2%	243
MALABAR/ADVENT CENTRA CARE		48	194	80%	242
Rehabilitation Center for Park Place LLC		236	6	2%	242
AFC URGENT CARE		65	176	73%	241
XPRESS URGENT CARE	3	196	42	17%	241
GOOD SAMARITAN CARES		236	5	2%	241
Solaris Healthcare Lake Bennet		211	30	12%	241
DIAGNOSTIC & CLINICAL CARE SERVICES INC DBA		196	44	18%	240
BRISTOL AT TAMPA, THE	3	229	8	3%	240
HARDEE COUNTY HEALTH DEPARTMENT		187	53	22%	240
PROTEUS MOLECULAR AND CLINICAL LAB	1	148	91	38%	240
LITTLE PINE PEDIATRICS PLLC		202	37	15%	239
ROSEN MEDICAL CENTER		209	29	12%	238

# COVID-19: testing by laboratory

Data through Jan 15, 2021 verified as of Jan 16, 2021 at 09:25 AM

Data in this report are provisional and subject to change.

The numbers in the table below represent the number of Florida and non-Florida residents for whom test results were received by the Department of Health. A person can be tested by more than one laboratory and can have both positive and negative results. **Therefore, the sum of the numbers in each column will be larger than the total number of people tested.**

Reporting lab	Inconclusive	Negative	Positive	Percent positive	Total
VILLAGE DOCTORS OF KEYSTONE		175	63	26%	238
QUICK CARE MED		186	52	22%	238
CernerELR_Baycare	9	222	6	3%	237
ADVENT HEALTH CENTRA CARE - UNIVERSITY	1	95	140	59%	236
Heritage Healthcare at Tallahassee		232	4	2%	236
Vi at Lakeside Village Skilled Nursing		230	5	2%	235
RULEME CENTER	2	216	17	7%	235
OAK HAMMOCK AT THE UNIVERSITY OF FLORIDA		229	6	3%	235
ARCHER HEALTH VENTURES, LLC		210	25	11%	235
PRIMARY CARE SOUTH INC		27	207	88%	234
REGENTS PARK AT AVENTURA		221	13	6%	234
TUSKAWILLA NURSING AND REHAB CENTER	2	224	7	3%	233
MEMPHIS PATHOLOGY LABORATORY	4	212	17	7%	233
Bay Breeze Senior Living and Rehabilitation Center		181	51	22%	232
COLOR GENOMICS, INC.	2	225	5	2%	232
BRENTWOOD RETIREMENT COMMUNITY	5	199	28	12%	232
BUREAU OF CLINICAL LABORATORIES		194	37	16%	231
JACKSON PLAZA NURSING & REHAB CENTER	2	223	6	3%	231
SAINTS 120 LLC	1	195	33	14%	229
LAKE PARK OF MADISON		224	5	2%	229
SILVER CREEK SENIOR LIVING COMMUNITY		224	4	2%	228
SERANADES BY SONATA WEST ORANGE		206	22	10%	228
BAY TREE CARE AND REHABILITATION CENTER		197	31	14%	228
PALM GARDEN OF AVENTURA		227	1	0%	228
ADVENT HEALTH CENTRA CARE - COLONIAL TOWN	1	175	51	22%	227
Solaris Healthcare Coconut Creek		224	2	1%	226
ADVENT HEALTH CENTRA CARE		104	122	54%	226
CHIPOLA HEALTH AND REHAB		209	17	8%	226
TERRACES OF LAKE WORTH CARE CENTER		217	8	4%	225
TGH		1	224	100%	225
PARKS HEALTHCARE & REHABILITATION CTR	4	211	10	4%	225
TALLAHASSEE NHHI LLC	1	209	15	7%	225
ELMHURST HOSPITAL CENTER	1	214	10	4%	225
NEMOURS CHILDERN'S HOSPITAL		201	24	11%	225
LEHIGH VALLEY GENOMICS			224	100%	224
SILVERCREST HEALTH AND REHABILITATION CENTER	3	215	6	3%	224
LYNN HAVEN SPORTS COMPLEX-WALKON CLINIC		20	204	91%	224
SAMANTHA WILSON CARE CENTER		216	7	3%	223
MANDARIN PEDIATRICS		209	13	6%	222
PEDIATRIC HEALTH CARE ALLIANCE, PA		201	21	9%	222
RIVERS FAMILY MEDICINE PA		162	59	27%	221
TIERRA PINES CENTER		209	11	5%	220
MOLECULAR TESTING LABS		179	41	19%	220
AVANTE AT MT DORA		218	2	1%	220
ABBOTT LABORATORIES		142	77	35%	219
Boynton Beach Rehabilitation Center	2	213	4	2%	219
LONGWOOD FAMILY PRACTICE		178	41	19%	219



# COVID-19: testing by laboratory

Data through Jan 15, 2021 verified as of Jan 16, 2021 at 09:25 AM

Data in this report are provisional and subject to change.

The numbers in the table below represent the number of Florida and non-Florida residents for whom test results were received by the Department of Health. A person can be tested by more than one laboratory and can have both positive and negative results. **Therefore, the sum of the numbers in each column will be larger than the total number of people tested.**

Reporting lab	Inconclusive	Negative	Positive	Percent positive	Total
MINUTECLINIC LLC #6007		176	43	20%	219
FAMILY CARE PARTNERS OF NORTHEAST FLORIDA LLC		156	62	28%	218
RIVER TOWN DIAGNOSTIC LLC		140	78	36%	218
THE MANOR AT CARPENTERS		185	32	15%	217
PEBBLEBROOK PHARMACY		160	57	26%	217
TIDEWELL HOSPICE INC		214	3	1%	217
LAKE PORT SQUARE		200	17	8%	217
ATLANTIC SHORES NURSING AND REHAB CENTER		210	7	3%	217
ST. CLOUD REGIONAL MEDICAL CENTER		199	17	8%	216
Sunset Point Center		214	2	1%	216
ST PETERSBURG PEDIATRICS	1	179	36	17%	216
W FRANK WELLS NURSING HOME		188	27	13%	215
FAMILY HEALTH CENTERS OF SOUTHWEST FLORIDA INC		171	44	20%	215
GATEWAY/ADVENT CENTRA CARE	1	24	189	88%	214
Solaris HealthCare Imperial		209	5	2%	214
PIONEER CLINICAL LAB, LLC		134	80	37%	214
Consulate Health Care of North Fort Myers		203	11	5%	214
BLOCK, NATION, CHASE, AND SMOLEN FAMILY MEDICINE		157	56	26%	213
MINUTECLINIC, LLC # 4469		172	41	19%	213
EDGEWATER AT WATERMAN VILLAGE,THE		200	12	6%	212
KENNEDY PAIN CLINIC GROUP LLC		186	26	12%	212
POCONO MEDICAL CENTER		212			212
PCB CLINIC		167	45	21%	212
BAYA POINTE NURSING AND REHABILITATION		129	82	39%	211
FLORIDA DEPARTMENT OF HEALTH IN LIBERTY COUNTY	2	135	74	35%	211
SUNRISE DIAGNOSTIC LABORATORY		158	53	25%	211
CONSULATE HEALTH CARE OF WINTER HAVEN		209	2	1%	211
HAVEN OF OUR LADY OF PEACE INC		202	8	4%	210
CLINICAL PATHOLOGY LABS INC		208	2	1%	210
CROSS POINTE CARE CENTER	2	208			210
FELLOWSHIP HOME AT THE FAIRWAY LLC		204	6	3%	210
FLORIDA CLINICAL LABORATORY-BIOREFERENCE LABORATORIES		67	143	68%	210
AMEERAH LABS, LLC	2	159	48	23%	209
AVECINA MOBILE		118	91	44%	209
THE PALACE NURSING AND REHABILITATION CENTER		209			209
PEDIATRIC HEALTHCARE ALLIANCE		189	20	10%	209
Chatsworth at PGA National, LLC		200	8	4%	208
REHABILITATION CENTER OF LAKE CITY, THE		182	26	13%	208
USA HEALTH UNIVERSITY HOSPITAL CLINICAL LABORATORY	1	205	2	1%	208
Taylor Care Center		204	4	2%	208
DOCTORS MEMORIAL FAMILY MEDICINE	2	142	63	30%	207
PEDIATRICS IN BREVARD PA		188	19	9%	207
DIGNITY HEALING, LLC		196	11	5%	207
ACCURATE DIAGNOSTIC LABS, INC		194	13	6%	207
WESTWOOD HEALTHCARE SNF		173	34	16%	207
PALM GARDEN OF WINTER HAVEN		190	15	7%	205
ORANGE BLOSSOM FAMILY HEALTH		190	14	7%	204

# COVID-19: testing by laboratory

Data through Jan 15, 2021 verified as of Jan 16, 2021 at 09:25 AM

Data in this report are provisional and subject to change.

The numbers in the table below represent the number of Florida and non-Florida residents for whom test results were received by the Department of Health. A person can be tested by more than one laboratory and can have both positive and negative results. **Therefore, the sum of the numbers in each column will be larger than the total number of people tested.**

Reporting lab	Inconclusive	Negative	Positive	Percent positive	Total
MIAMI JEWISH HEALTH SYSTEMS, INC	1	196	7	3%	204
HOMESTEAD VILLAGE		201	3	1%	204
ORANGE COUNTY HEALTH DEPT		196	8	4%	204
Lake Port Square Health Center		189	14	7%	203
FULGENT GENETICS	2	162	39	19%	203
ST LUCIE EMPLOYEE HEALTH & WELLNESS CENTER		200	3	1%	203
VETERANS AFFAIRS MEDICAL CENTER - MIAMI			203	100%	203
HEALTH FIRST - HOLMES REGIONAL MEDICAL CENTER		32	170	84%	202
POLK COUNTY HEALTH DEPARTMENT		178	24	12%	202
SIGNATURE HEALTHCARE AT THE COURTYARD		155	46	23%	201
VAMC WEST PALM LAB		5	196	98%	201
Governors Creek Health and Rehabilitation	1	198	2	1%	201
FAMILY CARE PARTNERS OF NE FLORIDA LLC		143	58	29%	201
AMERICAN RESEARCH LABS		28	173	86%	201
Lakewood Nursing Center		175	25	13%	200
TRENTON MEDICAL CENTER INC DBA PALMS MEDICAL GROUP	4	140	55	28%	199
FLORIDA HEART & VASCULAR MULTISPECIALTY GROUP PA		132	67	34%	199
SUNLAND MARIANNA COX MEDICAL CENTER		171	28	14%	199
SOLARIS SENIOR LIVING VERO BEACH		192	7	4%	199
GRAND COURT TAMPA		198	1	1%	199
DEPARTMENT OF HEALTH & HUMAN SERVICES		198			198
OCALA FAMILY MEDICAL CENTER INC	1	157	40	20%	198
PATHGROUP LABS LLC		94	104	53%	198
ManorCare Health Services-Palm Harbor	1	197			198
Cross Gardens Care Center		197	1	1%	198
ADVENT HEALTH - CARROLLWOOD	4	169	25	13%	198
HCSO OCCUPATIONAL HEALTH AND WELLNESS CENTER		152	45	23%	197
GLENRIDGE ON PALMER RANCH,THE		189	7	4%	196
COMMUNITY HEALTH AND REHABILITATION CENTER		166	29	15%	195
Life Care Center of Punta Gorda	1	183	11	6%	195
MACTOWN, INC		194	1	1%	195
CORAL REEF NURSING & REHAB CENTER		192	2	1%	194
WIREGRASS DIRECT PRIMARY CARE PLLC□		164	29	15%	193
Solaris Senior Living North Naples ALF		187	6	3%	193
FIRST CHOICE PEDIATRICS		126	67	35%	193
SUPERIOR RESIDENCES OF PANAMA CITY BEACH		187	6	3%	193
UNIVERSITY OF TAMPA STUDENT HEALTH AND SHC CLINICAL LABORATORY		52	140	73%	192
San Jose Health & Rehabilitation		190	2	1%	192
Bayside Health and Rehabilitation		164	28	15%	192
ASSOCIATESMD MEDICAL GROUP INC		159	33	17%	192
SOUTHWEST ORLANDO FAMILY MEDICINE, PL		155	37	19%	192
BOND CLINIC PA PEDIATRICS DEPT		165	25	13%	190
HOLIDAY CVS LLC DBA CVS/PHARMACY #0440		187	3	2%	190
Parkview Rehabilitation Center at Winter Park		187	3	2%	190
AMERICAN FINNISH NURSING HOME	1	183	5	3%	189
Nspire Health Care Kendall		179	10	5%	189
MANOR CARE OF NAPLES FL LLC		187	2	1%	189

# COVID-19: testing by laboratory

Data through Jan 15, 2021 verified as of Jan 16, 2021 at 09:25 AM

Data in this report are provisional and subject to change.

The numbers in the table below represent the number of Florida and non-Florida residents for whom test results were received by the Department of Health. A person can be tested by more than one laboratory and can have both positive and negative results. **Therefore, the sum of the numbers in each column will be larger than the total number of people tested.**

Reporting lab	Inconclusive	Negative	Positive	Percent positive	Total
Orchid Cove at Sarasota		187	1	1%	188
WOMEN’S CARE FLORIDA LABORATORY		183	5	3%	188
HEALTH LINK DIAGNOSTIC LABORATORIES		182	6	3%	188
WASHINGTON REHAB AND NURSING		178	9	5%	187
FORT PIERCE HEALTH CARE		182	4	2%	186
ADDINGTON PLACE AT WELLINGTON GREEN		183	3	2%	186
PLANTATION NURSING & REHAB CENTER		186			186
GOOD SAMARITAN CENTER		185	1	1%	186
NATIONS BEST FAMILY HEALTH CARE		75	111	60%	186
NEO GENOMICS - FORT MYERS	1	180	5	3%	186
CYPRESS POINT LIVING, LLC		172	13	7%	185
ADVENT		172	13	7%	185
NSPIRE HEALTHCARE LAUDERHILL		179	6	3%	185
ARCPPOINT LABS OF ST PETERSBURG		118	67	36%	185
ST. JAMES BAY HEALTH AND REHABILITATION CENTER		183	1	1%	184
ADVENT HEALTH CENTRA CARE - WESLEY CHAPEL		13	170	93%	183
ANCIENT CITY PEDIATRICS		173	10	5%	183
INTERNAL MEDICINE & PEDIATRICS OF TAMPA BAY PA		146	37	20%	183
BAYVIEW CENTER		180	2	1%	182
PAVILION FOR HEALTHCARE, THE		181	1	1%	182
AVON PARK PEDIATRICS INC	3	162	17	9%	182
ADVENT HEALTH CENTRA CARE - DAYTONA BEACH		93	89	49%	182
LASER & SURGERY CENTER OF THE PALM BEACHES☐		180	1	1%	181
NADAL PEDIATRICS - VICTORIA STREET (3385)		153	28	15%	181
INN AT ASTON GARDENS, THE		176	5	3%	181
URGENT CARE EXPRESS LLC			181	100%	181
BOCA RATON REHABILITATION CENTER	4	174	3	2%	181
CENTRA CARE – AZALEA PARK		98	82	46%	180
ABBIEJEAN RUSSELL CARE CENTER☐		180			180
FIRST CHOICE PRIMARY CARE		142	38	21%	180
SUNSHINE URGENT CARE LLC		114	66	37%	180
BROOKDALE FORT MYERS CYPRESS LAKE		179	1	1%	180
ASCENSION MEDICAL GROUP		2	178	99%	180
CONSULATE HEALTH CARE OF MELBOURNE		177	2	1%	179
ESTERO ISLAND MEDICAL CENTER		146	33	18%	179
ADVENT HEALTH - ORLANDO		136	43	24%	179
CHAUTAUQUA REHABILITATION AND NURSING CENTER		170	9	5%	179
ATLANTIC URGENT CARE		121	57	32%	178
ARBOR FACILITY INC		178			178
FORT MYERS REHABILITATION AND NURSING CENTER		157	21	12%	178
NIGHT LITE PEDIATRICS WINTER GARDEN		144	34	19%	178
ADVENT HEALTH CENTRA CARE - CARROLLWOOD		5	172	97%	177
OCEAN REEF MEDICAL CENTER		150	27	15%	177
CENTERSTONE OF FLORIDA☐		166	11	6%	177
BAPTIST HEALTH PRIMARY CARE	1	134	41	23%	176
Heritage Park Rehabilitation & Healthcare		159	17	10%	176
FINLAY CLINICAL LABORATORY INC		36	140	80%	176

# COVID-19: testing by laboratory

Data through Jan 15, 2021 verified as of Jan 16, 2021 at 09:25 AM

Data in this report are provisional and subject to change.

The numbers in the table below represent the number of Florida and non-Florida residents for whom test results were received by the Department of Health. A person can be tested by more than one laboratory and can have both positive and negative results. **Therefore, the sum of the numbers in each column will be larger than the total number of people tested.**

Reporting lab	Inconclusive	Negative	Positive	Percent positive	Total
Emory L Bennett State Veterans Nursing Home		173	2	1%	175
ADVANCED AMBULATORY SURGERY CENTER		166	9	5%	175
Crossbreeze care center		174	1	1%	175
FLORIDA KEYS PEDIATRICS & ADOLESCENT CENTER		167	8	5%	175
PALM GARDEN OF WEST PALM BEACH☐	2	160	13	7%	175
BAPTIST PRIMARY CARE, INC		163	12	7%	175
MEDICAL CONSULTANTS OF FLORIDA LLC	1	142	31	18%	174
Consulate Health Care of St. Petersburg		174			174
Consulate Healthcare of West Palm Beach		162	12	7%	174
AMERICAN HOUSE SENIOR LIVING		161	13	7%	174
BROWARD PARTNERSHIP	2	167	3	2%	172
Life Care Center at Inverrary		170	2	1%	172
OAKBROOK HEALTH AND REHABILITATION CENTER	1	159	12	7%	172
ASTON GARDENS AT PELICAN MARSH		169	3	2%	172
AMBULATORY SURGERY CENTER OF BOCA RATON LTD		170	1	1%	171
The Inn at Sarasota Bay Club		168	2	1%	170
JAMES A HALEY VETERANS HOSPITAL			170	100%	170
Whispering Oaks	9	142	19	11%	170
WATERMARK LAKE POINTE WOODS LLC		152	18	11%	170
Avante at Orlando		167	3	2%	170
Life Care Center of Sarasota		159	11	6%	170
AZALEA TRACE		158	11	7%	169
NORTH FLORIDA PEDIATRICS - MARIANNA		133	36	21%	169
LAKESIDE NEUROLOGIC		161	8	5%	169
CYPRESS COVE		164	4	2%	168
GOOD SAMARITAN SOCIETY OF DELAND		159	9	5%	168
PANAMA CITY DEVELOPMENTAL CENTER☐		168			168
KINDRED HOSPITAL	7	157	3	2%	167
NAPLES CHILDREN'S URGENT CARE		130	37	22%	167
URGENT CARE OF THE PALM BEACHES, NORTH PALM BEACH			167	100%	167
HUNT CLUB PEDIATRIC ASSOCIATES, P.A.		139	27	16%	166
ADVENT HEALTH CENTRA CARE - TEMPLE TERRACE	1	103	61	37%	165
CANTERFIELD OF CLAY COUNTY		132	33	20%	165
TARPON POINT NURSING AND REHABILITATION CENTER		164	1	1%	165
HOSPITAL FOR SPECIAL SURGERY		163	2	1%	165
ADVENT HEALTH CENTRA CARE - OVIEDO		63	101	62%	164
COLONY CLUB ALF,THE		152	12	7%	164
AVANTE AT LEESBURG INC		164			164
ST CATHERINE'S WEST REHABILITATION HOSPITAL		157	7	4%	164
UCC - WELLINGTON		1	163	99%	164
PADDOCK RIDGE		160	3	2%	163
FRICKS PHARMACY		122	41	25%	163
BRADENTON HEALTH CARE		163			163
ADVENTHEALTH MEDICAL GROUP PROMPT CAR	1	114	48	29%	163
CHILDRENS CLINIC WEST FLORIDA PEDIATRICS		141	22	13%	163
TRI COUNTY NURSING HOME		162	1	1%	163
HEALTH PARK CARE CENTER		159	3	2%	162



# COVID-19: testing by laboratory

Data through Jan 15, 2021 verified as of Jan 16, 2021 at 09:25 AM

Data in this report are provisional and subject to change.

The numbers in the table below represent the number of Florida and non-Florida residents for whom test results were received by the Department of Health. A person can be tested by more than one laboratory and can have both positive and negative results. **Therefore, the sum of the numbers in each column will be larger than the total number of people tested.**

Reporting lab	Inconclusive	Negative	Positive	Percent positive	Total
FLORIDA HEALTH CARE PLAN INC		2	160	99%	162
EXCEL PEDIATRICS		123	39	24%	162
ALL SEASONS NAPLES LLC		160	2	1%	162
DOCTORS MEMORIAL HOSPITAL		44	117	73%	161
BAPTIST PRIMARY CARE INC		141	20	12%	161
SARNO EXTENDED HOURS		104	57	35%	161
EDGEWOOD NURSING CENTER		154	7	4%	161
CONEY ISLAND HOSPITAL		155	5	3%	160
FLOMEDILAB		19	141	88%	160
KEYSTONE REHAB		160			160
GREENBRIAR REHABILITATION AND NURSING CENTER	1	159			160
STATMED QUICK QUALITY CLINIC AT NORTH PINELLAS		65	94	59%	159
AMERICAN MEDICAL RESPONSE		156	3	2%	159
Avante at Inverness		159			159
ORLANDO HEALTH EMERGENCY DEPARTMENT		147	11	7%	158
JACKSONVILLE KIDS PEDIATRICS, PLLC		135	23	15%	158
WUESTHOFF REF LABORATORY			158	100%	158
ALLSOUTH URGENT CARE			158	100%	158
ANTHEM LAKES LLC		151	7	4%	158
Concordia Village of Tampa AL		155	3	2%	158
The Waterford		158			158
RIVERWOOD HEALTH NH LLC		120	38	24%	158
DISCOVERY VILLAGE AT NAPLES		141	16	10%	157
PEDIATRICS BY THE SEA		154	3	2%	157
EVENT MED SERVICES LABORATORY		154	3	2%	157
TIMBERRIDGE NURSING HOME & REHAB		123	33	21%	156
ARCADIA HEALTH AND REHABILITATION CENTER		100	56	36%	156
Englewood Healthcare and Rehab		141	15	10%	156
PRIMECARE OF DOTHAN		106	49	32%	155
PRUITT HEALTH		153	2	1%	155
PALM BEACH PEDIATRICS PA	2	140	13	8%	155
TUSCAN GARDENS OF VENETIA MANAGEMENT COMPANY		150	5	3%	155
COCOA BEACH/ADVENT CENTRA		41	114	74%	155
PALMETTTO FACILITY INC	1	153			154
LAB CORP	1	89	64	42%	154
OSPREY VILLAGE AT AMELIA ISLAND LTD		148	6	4%	154
HOLISTIX TREATMENT CENTERS		148	6	4%	154
CANTERFIELD OF OCALA, LLC		151	3	2%	154
Heartland Healthcare of Ft. Myers	1	152			153
PEDIATRIC ASSOCIATES OF OCALA PA		134	19	12%	153
CHIPOLA MEDICAL ASSOCIATES, LLC		97	56	37%	153
ENCOMPASS HEALTH REHABILITATION HOSPITAL	5	145	3	2%	153
ORLANDO VA MEDICAL CENTER			152	100%	152
Surrey Place Healthcare and Rehabilitation		151	1	1%	152
OKEECHOBEE COUNTY HEALTH DEPT	1	98	53	35%	152
SUSANNA WESLEY HEALTH CENTER		129	23	15%	152
CITRUS HEALTH AND REHAB		128	24	16%	152

# COVID-19: testing by laboratory

Data through Jan 15, 2021 verified as of Jan 16, 2021 at 09:25 AM

Data in this report are provisional and subject to change.

The numbers in the table below represent the number of Florida and non-Florida residents for whom test results were received by the Department of Health. A person can be tested by more than one laboratory and can have both positive and negative results. **Therefore, the sum of the numbers in each column will be larger than the total number of people tested.**

Reporting lab	Inconclusive	Negative	Positive	Percent positive	Total
PALM HARBOR FAMILY PRACTICE & WALK-IN		108	43	28%	151
HOLLEY NAVARRE MEDICAL CLINIC		104	47	31%	151
CORAL GABLES NURSING & REHABILITATION CENTER		143	8	5%	151
DIAMOND RIDGE		147	3	2%	150
FAWCETT MEMORIAL HOSPITAL-LAB		39	111	74%	150
CLINICAL ENTERPRISE, INC		135	15	10%	150
WHITE WILSON MEDICAL IMMEDIATE CARE NICEVILLE		1	148	99%	149
KR at Hillsborough Lakes/Lutz Healthcare		148	1	1%	149
FG RAPID RESULTS	1	56	92	62%	149
PRECISION HEALTH RESOURCES, LLC	1	133	15	10%	149
AMELIA MEDICAL CARE		14	134	91%	148
CSL PLASMA		28	120	81%	148
GENE BY GENE		61	87	59%	148
BENDERSON FAMILY SKILLED NURSING AND□		133	15	10%	148
BORLAND GROOVER CLINIC	1	125	22	15%	148
Chatham Glen Healthcare and Rehabilitation Center		143	5	3%	148
BOND CLINIC, PA		107	39	27%	146
GOLD CHOICE SENIOR COMMUNITIES		106	40	27%	146
ADVENT HEALTH CENTRA CARE - ST. CLOUD		131	15	10%	146
ARDEN COURTS OF LARGO FL, LLC		135	10	7%	145
WOODBRIIDGE FACILITY INC		142	3	2%	145
ST MARK VILLAGE		141	4	3%	145
REGENCY CARE OF BLOUNTSTOWN LLC		135	10	7%	145
NORTH FLORIDA PEDIATRICS PA - DUVAL		124	21	14%	145
EXOSOME DIAGNOSTICS	1	128	16	11%	145
BAY VUE NURSING AND REHABILITATION CENTER		134	10	7%	144
PATRIOT MEDICAL LABORATORIES		139	5	3%	144
BEACON AT GULF BREEZE, THE		138	6	4%	144
VETERANS AFFAIRS ORLANDO VA MEDICAL CENTER			144	100%	144
NCRNC INC		140	4	3%	144
JEFFERY WEINZWEIG		2	141	99%	143
YOUR FAMILY WALK-IN CLINIC		4	139	97%	143
Quail Run Health Care Center		143			143
TRINITY REGIONAL REHAB CENTER		129	13	9%	142
VIERA MANOR ASSISTED LIVING RESIDENCE		135	7	5%	142
EDWARD J HEALEY REHAB & NURSING CENTER		142			142
TUSCAN GARDENS OF PALM COAST		141	1	1%	142
ONESTOP MEDICAL AND URGENT CARE LLC		111	31	22%	142
PALM BEACH COUNTY HEALTH DEPT LAB	3	132	6	4%	141
ROSECASTLE OF ZEPHRHILLS		139	2	1%	141
TAVARES PEDIATRICS		118	23	16%	141
PORT ST LUCIE REHABILITATION AND HEALTHCARE		98	43	30%	141
GLADES HEALTH CARE CENTER		138	3	2%	141
REFUAH HEALTH CENTER LABORATORY		135	5	4%	140
MEADOWCREST FAMILY PHYSICIANS		92	48	34%	140
SUWANNEE VALLEY NURSING CENTER		131	9	6%	140
24/7 PEDIATRIC CARE CENTERS INC		127	13	9%	140



# COVID-19: testing by laboratory

Data through Jan 15, 2021 verified as of Jan 16, 2021 at 09:25 AM

Data in this report are provisional and subject to change.

The numbers in the table below represent the number of Florida and non-Florida residents for whom test results were received by the Department of Health. A person can be tested by more than one laboratory and can have both positive and negative results. **Therefore, the sum of the numbers in each column will be larger than the total number of people tested.**

Reporting lab	Inconclusive	Negative	Positive	Percent positive	Total
GUEST HOUSE OCALA, THE		137	3	2%	140
Gulf Coast Healthcare (Longwood Health and Rehab		118	21	15%	139
BARKLEY PLACE	1	135	3	2%	139
CAYUGA MEDICAL CENTER AT ITHACA		136	3	2%	139
AMERICAN PATHOLOGY PARTNERS		136	2	1%	138
ELMCROFT PINECREST	1	134	3	2%	138
PORT SAINT LUCIE HOSPITAL		137	1	1%	138
WRIGHTS HEALTH CARE AND REHABILITATION CENTER		108	30	22%	138
FHMG FLORIDA HOSPITAL MEDICAL GROUP		114	24	17%	138
MATHISON RETIREMENT COMMUNITY, INC		135	3	2%	138
PPC-LAB EDI ORCHARD BI		129	8	6%	137
ADVENT HEALTH CENTRA CARE - WINTER GARDEN		74	63	46%	137
NEW YORK CITY DEPARTMENT OF HEALTH & MENTAL		112	25	18%	137
UNITED CLINICAL LABORATORIES		128	9	7%	137
MANOR AT BLUEWATER BAY		131	6	4%	137
ADVENT HEALTH CENTRA CARE - CITRUS PARK		9	128	93%	137
ADVENT HEALTH CENTRA CARE - ORANGE CITY	1	53	82	60%	136
VENICE REGIONAL BAYFRONT HEALTH (PULMONARY)		126	10	7%	136
SOMERBY LAKE NONA		132	3	2%	135
IRL MARKET LAB ALACHUA		104	31	23%	135
LABORATORY OF FLORIDA		83	52	39%	135
ADVENT HEALTH CENTRA CARE - DELAND		28	106	79%	134
PRECISION GENETICS, INC		132	2	1%	134
US MEDICAL CARE, INC		120	14	10%	134
ADVANCED MEDICAL CENTER		86	48	36%	134
LEESBURG PEDIATRICS		123	10	8%	133
Sunnyside Nursing Home		130	3	2%	133
MOBILE INFIRMARY MED CENTER PATH LAB		119	14	11%	133
FORT WALTON REHABILITATION CENTER		96	37	28%	133
THE REHABILITATION CENTER OF LAKE CITY		127	5	4%	132
SANDY PINES	2	118	12	9%	132
AMA MEDICAL GROUP LLC		106	26	20%	132
MILLENNIUM LAB SERVICES			132	100%	132
THE WELLNESS CENTER AT LAKEWOOD RANCH		43	88	67%	131
LONGWOOD HEALTH AND REHABILITATION CENTER		125	6	5%	131
INTEGRATED REGIONAL LABORATORIES		119	12	9%	131
ADVENT HEALTH CENTRA CARE - LONGWOOD		26	105	80%	131
MORSELIFE MEMORY CARE RESIDENCE		125	6	5%	131
FIRST CHOICE PEDIATRICS SEMORAN		77	54	41%	131
ARTHREX MEDICAL CENTER		48	83	63%	131
DE LUNA HEALTH AND REHABILITATION CENTER		124	7	5%	131
GENETWORKX		17	113	87%	130
WEDGEWOOD HEALTHCARE CENTER		90	40	31%	130
MIRACLE HILL NURSING & REHABILITATION CENTER INC		126	4	3%	130
FHMG-FLORIDA HOSPITAL MEDICAL GROUP		110	20	15%	130
ADVENT HEALTH CENTRA CARE - AZALEA PARK		112	18	14%	130
CENTRACARE		17	112	87%	129

# COVID-19: testing by laboratory

Data through Jan 15, 2021 verified as of Jan 16, 2021 at 09:25 AM

Data in this report are provisional and subject to change.

The numbers in the table below represent the number of Florida and non-Florida residents for whom test results were received by the Department of Health. A person can be tested by more than one laboratory and can have both positive and negative results. **Therefore, the sum of the numbers in each column will be larger than the total number of people tested.**

Reporting lab	Inconclusive	Negative	Positive	Percent positive	Total
BMHSI-AEL MICROBIOLOGY LABORATORY	2	102	25	19%	129
The Crossroads		128	1	1%	129
LabCorp L#09258090 M#09258105		73	55	43%	128
PROVIDENCE HOSPITAL LABORATORY		122	6	5%	128
UNIVERSITY OF MIAMI		10	118	92%	128
SOUTH BALDWIN REGIONAL MEDICAL CENTER		120	8	6%	128
DOCTOR'S IN HOUSE LABORATORY		18	110	86%	128
DOCTORS MEMORIAL FAMILY PRACTICE	2	95	30	24%	127
NO FLORIDA PEDIATRICS, PA		109	18	14%	127
GESSLER CLINIC PA		98	29	23%	127
TRI-COUNTY NURSING HOME		117	10	8%	127
MAGNOLIA FAMILY URGENT CARE		109	18	14%	127
LIFE CARE CENTER OF PORT ST. LUCIE		120	7	6%	127
GRACE PEDIATRICS		103	24	19%	127
SUNNY HILLS ALF OF SEBRING INC		117	9	7%	126
ROSECASTLE OF CITRUS		124	2	2%	126
GRAVITY DIAGNOSTICS, LLC		36	90	71%	126
JACKSONVILLE NURSING AND REHAB CENTER		121	5	4%	126
HILLSBOROUGH COUNTY DEVELOPMENTAL CTR	1	117	8	6%	126
BRIGHTON EGGERT PHARMACY INC		121	5	4%	126
LIFE CARE CENTER OF ALTAMONTE SPRINGS		102	22	18%	124
SOUTH CAMPUS FACILITY INC		119	5	4%	124
The Care Center at Pinellas Park	1	115	8	6%	124
Cross Terrace REhabilitation		123	1	1%	124
THE CLUB AND REHABILITATION CENTER		123	1	1%	124
PALMS MEDICAL GROUP HIGH SPRINGS		103	21	17%	124
MINUTECLINIC LLC #5157		100	23	19%	123
DISCOVERY VILLAGE AT MELBOURNE		119	4	3%	123
PIONEER CLINICAL LAB LLC		76	47	38%	123
Shoal Creek Rehabilitation Center		80	42	34%	122
ST ANTHONYS REHABILITATION HOSPITAL	5	115	2	2%	122
FAMILY EXTENDED CARE OF CENTRAL TAMPA		109	12	10%	121
PARKVIEW HEALTH		121			121
CHARTER SENIOR LIVING OF PANAMA CITY BEACH		101	20	17%	121
ADVENT HEALTH - LAKE NONA		101	20	17%	121
PONTE VEDRA GARDENS		120	1	1%	121
SPRINGS AT LAKE POINTE WOODS		119	2	2%	121
PEDIATRICS OF GREATER ORLANDO		106	15	12%	121
GRAVITY DIAGNOSTICS		42	78	65%	120
LUIS A GHIGLINO MD PA		116	4	3%	120
ADVENT HEALTH CENTRA CARE - BRANDON		30	90	75%	120
MINUTECLINIC LLC #214		99	21	18%	120
WESLEY HAVEN VILLA	1	111	8	7%	120
WIMAUMA COMMUNITY HEALTH CENTER		92	27	23%	119
MV MEDICAL PRACTICE DBA PRIMARY URGENT CARE		114	5	4%	119
MANOR CARE OF PALM HARBOR		119			119
WALGREENS 10670		107	12	10%	119

# COVID-19: testing by laboratory

Data through Jan 15, 2021 verified as of Jan 16, 2021 at 09:25 AM

Data in this report are provisional and subject to change.

The numbers in the table below represent the number of Florida and non-Florida residents for whom test results were received by the Department of Health. A person can be tested by more than one laboratory and can have both positive and negative results. **Therefore, the sum of the numbers in each column will be larger than the total number of people tested.**

Reporting lab	Inconclusive	Negative	Positive	Percent positive	Total
MEYER PEDIATRICS		107	12	10%	119
PROVISTA DIAGNOSTICS, INC		116	3	3%	119
URGENT CARE TCMA			119	100%	119
MATHISON RETIREMENT COMMUNITY		114	5	4%	119
BOSTON RED SOX CLUB LP		117	2	2%	119
PALMS FACILITY INC		104	15	13%	119
COQUINA CENTER		116	2	2%	118
CROSSWINDS HEALTH AND REHABILITATION CENTER		118			118
RDX BIOSCIENCE		60	58	49%	118
FLORIDA HEALTH CARE PLANS			118	100%	118
ASAP LABS LLC		106	12	10%	118
COASTAL HEALTH AND REHAB		110	8	7%	118
Lakeside Nursing and Rehabilitation Center	1	91	25	21%	117
NEIGHBORHOOD MEDICAL CENTER		112	5	4%	117
SONATA DELRAY BEACH		109	8	7%	117
LAKEVIEW TERRACE RETIREMENT COMMUNITY		106	11	9%	117
DAYSPRING VILLAGE		99	18	15%	117
ADVANCED MEDICAL GROUP		1	115	99%	116
LAKEVIEW INTERNAL MEDICINE		71	45	39%	116
FOUNTAINS OF HOPE LLC, THE		115	1	1%	116
BELVEDERE COMMONS OF FORT WALTON BEACH		106	9	8%	115
FOUNTAIN INN NURSING & REHABILITATION CTR, INC		109	6	5%	115
MINUTECLINIC DIAGNOSTIC OF RHODE ISLAND, LLC #729		111	4	3%	115
MID FLORIDA PATHOLOGY LLC MOBILE UNIT #4		79	36	31%	115
STEWART MEDICAL GROUP		34	81	70%	115
NORTH FLORIDA INTERNAL MEDICINE PA		92	23	20%	115
Nemours Children's Urgent Care		80	34	30%	114
MEDIPATH LLC		2	112	98%	114
AFC PHYSICIANS OF FLORIDA		76	37	33%	113
CORE BIO LABS		74	39	35%	113
MILLER BIOCONNECT		95	18	16%	113
ALLIED HEALTH FORT PIERCE		112			112
Coastal Health and Rehabilitation Center		110	2	2%	112
HIALEAH SHORES NURSING AND REHAB CENTER		103	8	7%	111
NORTH FL SOUTH GA HCS-MALCOM RANDALL VAMC			111	100%	111
TREASURE COAST MEDICAL ASSOCIATES		4	107	96%	111
REGENCY PARK		93	18	16%	111
Hampton Court Nursing and Rehabilitation Center		110	1	1%	111
CENTRA CARE - HUNTER'S CREEK		52	59	53%	111
Signature healthcare of Jacksonville		106	5	5%	111
RDV SPORTSPLEX PEDIATRICS		92	18	16%	110
BAY EDUCATORS WELLNESS CENTER		67	43	39%	110
DAIRY ROAD URGENT CARE		60	49	45%	109
PINNACLES PEDS CARE PA		109			109
ISLAND HEALTH AND REHABILITATION CENTER		109			109
VILLAGE PLACE NH LLC		85	24	22%	109
EVANS HEALTH CARE		106	2	2%	108

# COVID-19: testing by laboratory

Data through Jan 15, 2021 verified as of Jan 16, 2021 at 09:25 AM

Data in this report are provisional and subject to change.

The numbers in the table below represent the number of Florida and non-Florida residents for whom test results were received by the Department of Health. A person can be tested by more than one laboratory and can have both positive and negative results. **Therefore, the sum of the numbers in each column will be larger than the total number of people tested.**

Reporting lab	Inconclusive	Negative	Positive	Percent positive	Total
CHILDREN MED CARE INC		92	16	15%	108
ADVENT HEALTH CARE CENTER		101	7	6%	108
COASTAL INTERNAL MEDICINE		83	25	23%	108
FARAH MEDICAL		100	8	7%	108
SEASIDE HEALTH AND REHABILITATION CENTER		51	57	53%	108
GRAND OAKS HEALTH & REHABILITATION		106	1	1%	107
ADVENT HEALTH CENTRA CARE - SANFORD		28	79	74%	107
SUNY UPSTATE MEDICAL UNIVERSITY		101	6	6%	107
BROOKDALE PADDOCK HILLS		107			107
SURREY PLACE CARE CENTER		102	5	5%	107
LAKE HOUSE ASSISTED LIVING		90	17	16%	107
HEART OF FLORIDA REGIONAL MED CTR		35	71	67%	106
MINUTECLINIC LLC #4987		92	14	13%	106
BAY VIEW HEALTHCARE		85	21	20%	106
NATURE COAST MEDICAL GROUP		50	56	53%	106
FLORIDA DEPARTMENT OF HEALTH IN LAKE COUNTY	1	68	36	34%	105
PHYSICIANS REGIONAL MEDICAL CENTER - PINE RIDGE		19	86	82%	105
LAKE VIEW CARE CENTER AT DELRAY		103	2	2%	105
MEDICAL CONSULTANTS OF FLORIDA DBA	1	90	14	13%	105
DIAGNOSTIC LABORATORY OF OKLAHOMA		83	22	21%	105
GRANDE, THE	2	98	4	4%	104
LEE COUNTY SCHOOL DISTRICT	1	96	7	7%	104
SUNFLOWER SPRINGS ASSISTED LIVING		100	4	4%	104
QUEENS HOSPITAL CENTER		99	5	5%	104
PHYSICIANS REGIONAL CLINIC		82	22	21%	104
CHERRY OAK PALM BEACH COUNTY		98	6	6%	104
TIFFANY HALL NURSING AND REHAB CENTER		100	4	4%	104
UNIVERSITY MEDICAL CENTER SUITES		90	13	13%	103
SMILEY MEDICAL GROUP		75	28	27%	103
WILLOW BROOKE COURT AT AZALEA TRACE		103			103
SARAPATH DIAGNOSTICS		17	85	83%	102
MONTEFIORE MEDICAL CENTER LABORATORIES - MOSES		93	9	9%	102
PREDICTIVE LABORATORIES, INC	1	89	12	12%	102
HOBDAIRI FAMILY HEALTH LLC		71	31	30%	102
ALL FLORIDA FAMILY AND SPORTS MEDICINE		90	11	11%	101
WORKPLACE SCREENING INTELLIGENCE			101	100%	101
ARDEN COURTS OF TAMPA		101			101
EAST NEW YORK DIAGNOSTIC AND TREATMENT		96	5	5%	101
RESEARCH CENTERS OF AMERICA, LLC		80	20	20%	100
WOOD LAKE HEALTH AND REHABILITATION CENTER		100			100
HEALTH CARE DISTRICT OF PALM BEACH COUNTY	1	10	89	89%	100
Consulate Health Care of Port Charlotte		98	2	2%	100
NAVY HOSPITAL			99	100%	99
WHITE-WILSON MEDICAL CENTER - FORT WALTON BEACH		95	4	4%	99
SONATA COCONUT CREEK	1	83	15	15%	99
MG PORT CHARLOTTE II SUBTENANT LLC		88	11	11%	99
MD 365 MEDICAL CARE		98	1	1%	99

# COVID-19: testing by laboratory

Data through Jan 15, 2021 verified as of Jan 16, 2021 at 09:25 AM

Data in this report are provisional and subject to change.

The numbers in the table below represent the number of Florida and non-Florida residents for whom test results were received by the Department of Health. A person can be tested by more than one laboratory and can have both positive and negative results. **Therefore, the sum of the numbers in each column will be larger than the total number of people tested.**

Reporting lab	Inconclusive	Negative	Positive	Percent positive	Total
CENTRAL FLORIDA HEALTH CARE		47	52	53%	99
LCS SANDHILL COVE LLC DBA	3	91	4	4%	98
PROMPT CARE OF CENTRAL FLORIDA			98	100%	98
KINDRED HOSPITAL THE PALM BEACHES		94	4	4%	98
URINEGOODHANDS LLC		96	2	2%	98
SEMINOLE COUNTY HEALTH DEPARTMENT		79	19	19%	98
PLAZA OF HALLANDALE BEACH		98			98
ADVENT HEALTH CENTRA CARE - HUNTERS CREEK	3	53	42	43%	98
AMERICAN HOUSE-BONITA SPRINGS☐		97	1	1%	98
ARDEN COURTS OF DELRAY BEACH FL LLC	2	95	1	1%	98
ISLAND URGENT CARE PLLC DBA AFC URGENT CARE		97	1	1%	98
TRADITION MEDICAL CENTER LABORATORY		48	50	51%	98
ADVANCED MEDICAL OF NAPLES LLC		46	52	53%	98
FLORIDA COMMUNITY HEALTH CENTERS INC			98	100%	98
ADVENT HEALTH CENTRA CARE - APOPKA NORTH		71	26	27%	97
NOVARI CARE LLC		70	27	28%	97
HEALTH CENTERS AT BRENTWOOD		96	1	1%	97
GLOBAL CENTRAL LABS AT PPD	2	87	7	7%	96
BAYSHORE MEMORY CARE☐		96			96
PEDIATRIC ASSOCIATES ORLANDO		82	14	15%	96
DOLPHIN POINTE HEALTH CARE LLC		82	14	15%	96
HUNT CLUB PEDIATRIC ASSOCIATES PA		51	45	47%	96
ADVENTHEALTH CENTRA CARE WINTER HAVEN		3	93	97%	96
PINELLAS CARE CENTER		69	27	28%	96
CROSS CITY REHABILITATION AND HEALTH CARE CENTER		72	23	24%	95
ARBOR TRAIL		77	18	19%	95
WHITE PLAINS HOSPITAL CENTER LAB		92	3	3%	95
THE TERRACE OF KISSIMMEE		80	15	16%	95
IQBAL A FARUQUI MD☐		74	21	22%	95
NO FLORIDA PEDIATRICS, PA - BRADFORD		80	15	16%	95
ADVENT HEALTH CENTRA CARE - KISSIMMEE		61	34	36%	95
BROWARD HEALTH CORAL SPRINGS EPIDEMIOLOGY DEPT		1	94	99%	95
Courtyards of Orlando Care Center		89	6	6%	95
DEVANSH LAB WERKS INC		79	16	17%	95
WESTCHESTER MEDICAL CENTER		93	2	2%	95
VISTA MANOR		92	3	3%	95
THE COURTYARD ASSISTED LIVING		91	4	4%	95
VILLAGE PEDIATRICS LLC		74	20	21%	94
TGH URGENT CARE – SEMINOLE			94	100%	94
ARDEN COURTS OF FORT MYERS		92	2	2%	94
OAKS OF KISSIMMEE HEALTH AND REHABILITATION CENTER		94			94
DIAGNOSTIC SOLUTIONS		3	91	97%	94
PICH KTM CORP DBA MEDTOWN PHARMACY		79	15	16%	94
UNIVERSITY HEALTH SYSTEM INC		84	10	11%	94
PEDIATRIC SPECIALISTS MEDICAL GROUP☐	1	84	9	10%	94
CABANA AT JENSEN DUNES, THE		93			93
ARCPPOINT LABS OF SARASOTA MANATEE		29	64	69%	93



# COVID-19: testing by laboratory

Data through Jan 15, 2021 verified as of Jan 16, 2021 at 09:25 AM

Data in this report are provisional and subject to change.

The numbers in the table below represent the number of Florida and non-Florida residents for whom test results were received by the Department of Health. A person can be tested by more than one laboratory and can have both positive and negative results. **Therefore, the sum of the numbers in each column will be larger than the total number of people tested.**

Reporting lab	Inconclusive	Negative	Positive	Percent positive	Total
AYERS HEALTH & REHABILITATION CENTER		90	3	3%	93
CARENOW URGENT CARE - LAKE MARY			93	100%	93
NADAL PEDIATRICS		82	11	12%	93
CHARLES CROFT MD	1	91	1	1%	93
SIGNATURE HEALTHCARE OF PORT CHARLOTTE		86	7	8%	93
WELLNOW URGENT CARE PC		93			93
MARKET STREET VIERA		92	1	1%	93
WALGREENS 3173		82	11	12%	93
CRANE CENTER		67	25	27%	92
GEORGIA DEPARTMENT OF PUBLIC HEALTH		1	91	99%	92
PHYSICIAN PARTNERS PERRY		45	47	51%	92
North Lake Care Center		91	1	1%	92
AFTER HOURS PEDIATRICS INC	1	1	90	98%	92
CLEVELAND CLINIC FOUNDATION		12	80	87%	92
SOUTH BALDWIN MEDICAL CENTER GULF SHORES		72	20	22%	92
HURLBURT FIELD CLINIC		39	52	57%	91
HERON CLUB AT PRESTANCIA		89	2	2%	91
ST MARK ASSISTED LIVING CENTER	1	79	11	12%	91
Avante at Melbourne		90			90
KEYS MEDICAL GROUP			90	100%	90
LA MER NH LLC		86	4	4%	90
ADVENT HEALTH CENTRA CARE - WATERMAN		78	12	13%	90
KALEIDA HEALTH CENTER FOR LABORATORY		83	6	7%	89
PANAMA PHARMACY	2	74	13	15%	89
CITRUS MEMORIAL HOSPITAL			89	100%	89
GULF COAST MEDICAL CENTER		85	3	3%	88
GOVERNOR'S CREEK HEALTH & REHABILITATION		87	1	1%	88
AVERO DIAGNOSTICS		64	24	27%	88
WELL HEALTH WORKS	1	84	3	3%	88
CITRUS MEMORIAL HEALTH SYSTEM LAB		2	86	98%	88
LATE HOURS URGENT CARE		50	37	43%	87
VILLAS OF HOLLY BROOK - BRADENTON 14TH		87			87
PACIFIC ANALYTICS			87	100%	87
BRANDON HEALTH AND REHABILITATION CENTER	1	85	1	1%	87
FLORIDA HEALTH CARE PLANS INC		1	86	99%	87
KORGENE LAB	1	23	63	72%	87
220 GOLDEN, LLC	1	73	13	15%	87
ADVENT HEALTH - PALM HARBOR ER		64	23	26%	87
FAWCETT MEMORIAL HOSPITAL LABORATORY			87	100%	87
VIERA HOSPITAL			86	100%	86
MAGNOLIA DIAGNOSTIC		2	84	98%	86
MIAMI SHORES NURSING & REHAB		85			85
CARENOW LAKE MARY			85	100%	85
W. FRANK WELLS NURSING HOME		84	1	1%	85
ADVENT HEALTH CENTRA CARE - SOUTH ORANGE		69	16	19%	85
DB MD		78	7	8%	85
FREEDOM INN AT TARPON SPRINGS		81	4	5%	85



# COVID-19: testing by laboratory

Data through Jan 15, 2021 verified as of Jan 16, 2021 at 09:25 AM

Data in this report are provisional and subject to change.

The numbers in the table below represent the number of Florida and non-Florida residents for whom test results were received by the Department of Health. A person can be tested by more than one laboratory and can have both positive and negative results. **Therefore, the sum of the numbers in each column will be larger than the total number of people tested.**

Reporting lab	Inconclusive	Negative	Positive	Percent positive	Total
FINNISH AMERICAN REST HOME-ALF		83	2	2%	85
JOHN KNOX VILLAGE OF FLORIDA ALF	1	82	2	2%	85
VIPEDIATRICS PLLC		80	5	6%	85
FAMILY MEDICAL CARE OF PALM BEACH		41	44	52%	85
BIODESIX, INC.		65	20	24%	85
JPR URGENT MEDICAL CARE		85			85
CLINICA HISPANA			85	100%	85
Summit Medical Group		75	9	11%	84
NSPIRE HEALTHCARE TAMARAC		80	4	5%	84
NITE LITE PEDIATRICS - JACKSONVILLE		76	8	10%	84
VITAS HEALTHCARE CORPORATION OF FLORIDA		82	2	2%	84
WALGREENS 6221		75	9	11%	84
FLAGLER COUNTY DETENTION CENTER		82	2	2%	84
PINES OF SARASOTA GARDEN		84			84
DOS OF NORTH SHORES NURSING & REHAB CENTER		83			83
QUICK CARE MED PL CR		80	3	4%	83
J FRANK AVEY MD		65	18	22%	83
CLYDE E LASSEN STATE VETERANS NURSING HOME		59	24	29%	83
CLEARWATER STATMED QUICK QUALITY CLINICS		36	47	57%	83
CONSULATE HEALTH CARE OF SARASOTA□		83			83
NAVARRE GARDENS LLC		61	22	27%	83
LABCORP EMPLOYER SERVICES		82	1	1%	83
QPS, LLC		81	2	2%	83
CAREMOUNT MEDICAL - PATHOLOGY		80	3	4%	83
MACADAMS HOME HEALTH AGENCY		82	1	1%	83
NORTH FLORIDA SPINE AND WELLNESS		63	19	23%	82
LAB		29	53	65%	82
Cross Landings Health and Rehabilitation		82			82
MY CLINICAL LAB INC		17	65	79%	82
ALTAMONTE MD			82	100%	82
ZON BEACHSIDE LLC□		65	17	21%	82
THE PAVILION FOR HEALTH CARE		72	10	12%	82
HEARTLAND PEDIATRICS OF LAKE PLACID PA		69	13	16%	82
LIFE BRITE		71	11	13%	82
HARBORCHASE OF NAPLES		69	12	15%	81
BIO-TECH CLINICAL LABORATORIES		41	40	49%	81
RIDGEWOOD DIAGNOSTIC LABORATORY		77	4	5%	81
MIDWAY PRIMARY CARE, LLC		79	2	2%	81
KINDRED HOSPITAL-BAY AREA-ST PETERSBURG LAB		78	3	4%	81
LAFAYETTE NURSING AND REHABILITATION CENTER		78	2	3%	80
PALMS REHABILITATION AND HEALTHCARE CENTER		77	3	4%	80
VITAS HEALTHCARE CORPORATION		79	1	1%	80
VILLA MARIA WEST SKILLED NURSING FACILITY		74	6	8%	80
PLANT CITY PEDIATRICS		71	9	11%	80
HOSPICE OF ST FRANCIS INC□		77	3	4%	80
MAINSTREAM DIAGNOSTIC LABORATORY LLC		68	12	15%	80
ARBOR GLEN AT ARBOR TRACE	2	70	8	10%	80

# COVID-19: testing by laboratory

Data through Jan 15, 2021 verified as of Jan 16, 2021 at 09:25 AM

Data in this report are provisional and subject to change.

The numbers in the table below represent the number of Florida and non-Florida residents for whom test results were received by the Department of Health. A person can be tested by more than one laboratory and can have both positive and negative results. **Therefore, the sum of the numbers in each column will be larger than the total number of people tested.**

Reporting lab	Inconclusive	Negative	Positive	Percent positive	Total
CATHOLIC HEALTH SYSTEM DEPT LABORATORY		77	2	3%	79
VETERANS AFFAIRS MEDICAL CENTER - PALO ALTO		28	51	65%	79
ADVENT HEALTH CENTRA CARE - POINCIANA		35	44	56%	79
ISLAND DOCTORS		8	71	90%	79
CBS LABS OF TAMPA LLC		3	76	96%	79
EDGEWATER AT WATERMAN VILLAGE		78	1	1%	79
SONATA WEST		77	2	3%	79
TGH URGENT CARE – TYRONE		2	76	97%	78
MEMORY CARE OF NAPLES		78			78
FLORIDA ATLANTIC UNIVERSITY STUDENT HEALTH		63	15	19%	78
MIAMI BEACH COMMUNITY HEALTH CENTER		1	77	99%	78
TRUE NORTH HEALTH NAVIGATION LLC DBA DISPATCHHEALTH	1	60	16	21%	77
BENTON HOUSE AT OAKLEAF		51	26	34%	77
PRIME HEALTH OF NORTH PORT LLC		72	5	6%	77
PLYMOUTH HOME FOR ADULTS, INC.	8	68	1	1%	77
ORANGE CITY NURSING AND REHAB		75	2	3%	77
LABFIRST - DEPARTMENT OF PATHOLOGY		74	3	4%	77
NORTH PORT REHABILITATION AND NURSING CENTER□		75	1	1%	76
LAKE GIBSON VILLAGE, LLC		74	2	3%	76
LECONTE MEDICAL CENTER LAB		58	18	24%	76
DYNAMIC MEDICAL USA			76	100%	76
CLINICAL PATHOLOGY ASSOCIATES-SONIC REFERENCE LAB		76			76
CANOPY ON BERRYHILL, THE		48	28	37%	76
FAMILY EXPRESS URGENT CARE			76	100%	76
WINDSOR REFLECTIONS		75	1	1%	76
SUMMERFIELD EMERGENCY ROOM		56	20	26%	76
SOUTH GEORGIA MEDICAL CENTER		48	28	37%	76
RITECARE MEDICAL CENTER		37	38	51%	75
PINELLAS COUNTY JAIL			75	100%	75
East Bay Rehabilitation Center		42	33	44%	75
BOND CLINIC PA		43	32	43%	75
ADVENTHEALTH EXPRESSCARE		45	30	40%	75
LABCORP RTP		31	44	59%	75
HIGHLANDS MEDICAL CENTER		72	3	4%	75
STONY BROOK UNIVERSITY MEDICAL CENTER		64	11	15%	75
S-H THIRTY-FIVE OPCO- PORT ST LUCIE, LLC	1	74			75
Madison Health and Rehabilitation Center		42	33	44%	75
BALMORAL TENANT SERVICES INC	1	43	31	41%	75
ATRIUM AT LIBERTY PARK□		71	4	5%	75
LAKE MORTON PLAZA□		72	3	4%	75
The Grove Health and Rehabilitation		54	21	28%	75
ERIE COUNTY MEDICAL CTR CLINICAL LABS		71	4	5%	75
Crystal Health & Rehab Center		73	2	3%	75
Sandy Ridge Center for Rehabilitation and Healing		71	3	4%	74
MOBILE PHYSICIAN SERVICES INC		67	7	9%	74
NOAH CLINICAL LABORATORY		63	11	15%	74
PEDIATRICS IN BREVARD PA- ROCKLEDGE		54	20	27%	74

# COVID-19: testing by laboratory

Data through Jan 15, 2021 verified as of Jan 16, 2021 at 09:25 AM

Data in this report are provisional and subject to change.

The numbers in the table below represent the number of Florida and non-Florida residents for whom test results were received by the Department of Health. A person can be tested by more than one laboratory and can have both positive and negative results. **Therefore, the sum of the numbers in each column will be larger than the total number of people tested.**

Reporting lab	Inconclusive	Negative	Positive	Percent positive	Total
The Crossings		74			74
PARK OF THE PALMS INC		74			74
HAWKINS FAMILY MEDICINE LLC		40	34	46%	74
HOLISTIC PEDIATRICS GROUP LLC		61	13	18%	74
WINDSOR OF LAKEWOOD RANCH,THE		74			74
SCOTT LAKE HEALTH AND REHABILITATION CENTER		71	2	3%	73
HUNTSVILLE HOSPITAL LABORATORY		49	24	33%	73
SEMINOLE SPORTS AND FAMILY MEDICINE		65	8	11%	73
CONSULATE HEALTH CARE – LAKE MARY		72	1	1%	73
WALTON PLACE		73			73
RAINBOW PEDIATRIC CENTER PA		67	6	8%	73
DEPARTMENT OF HEALTH BUREAU OF FAMILY		72	1	1%	73
Centre Pointe Health and Rehabilitation Center		67	6	8%	73
BROWARD HEALTH MEDICAL CENTER		3	69	96%	72
HAVEN OF OUR LADY OF PEACE		72			72
LAUREL POINT CARE ACQUISITION LLC DBA SANDGATE GARDENS REHAB AND NURSI		67	5	7%	72
TUSCAN ISLE CHAMPIONSGATE OP CO LLC		71	1	1%	72
HARBORCHASE OF VERO BEACH		65	7	10%	72
BROOKDALE OVIEDO		70	2	3%	72
MICRO PATH LABORATORIES INC		69	2	3%	71
SEVEN HILLS HEALTH AND REHABILITATION CENTER		55	16	23%	71
HEALTH FIRST - PALM BAY HOSPITAL		2	69	97%	71
AMMON LABS		61	10	14%	71
RIVERSIDE RECOVERY OF TAMPA		70	1	1%	71
WINDSOR OAKS		70	1	1%	71
DOUGLAS T JACOBSON STATE VETERANS HOME		71			71
ADVANCED LAB		67	4	6%	71
PROMEDICA LABORATORIES		21	50	70%	71
GRAND OAKS OF JENSEN BEACH LLC□		71			71
STERLING HOUSE OF TALLAHASSEE	3	62	6	8%	71
Highlands Regional Hospital		63	7	10%	70
NEW SMYRNA BEACH URGENT CARE			70	100%	70
SUNCOAST COMMUNITY HEALTH CENTERS PEDIATRICS		21	49	70%	70
MEMORIAL MANOR		70			70
CENTRAL BALDWIN IMMEDIATE CARE & FAMILY PRACTICE		54	16	23%	70
MD 365 MEDICAL CARE PLLC		69			69
SIMED LABORATORY		57	12	17%	69
ANGELS DIAGNOSTIC GROUP		55	14	20%	69
WESTWOOD NURSING & REHAB		48	21	30%	69
PARKSIDE INN	3	64	2	3%	69
HERITAGE HEALTHCARE AND REHABILITATION CENTER		69			69
SENIOR LIVING VII TAMPA LLC□	1	59	9	13%	69
USF HEALTH MORSANI CENTER		5	64	93%	69
MARTIN ACQUISITION 1 LLC DBA		58	11	16%	69
LANDMARK, THE		36	33	48%	69
SEA PINES REHABILITATION HOSPITAL		69			69
SUMMIT AT VENICE	2	63	4	6%	69

# COVID-19: testing by laboratory

Data through Jan 15, 2021 verified as of Jan 16, 2021 at 09:25 AM

Data in this report are provisional and subject to change.

The numbers in the table below represent the number of Florida and non-Florida residents for whom test results were received by the Department of Health. A person can be tested by more than one laboratory and can have both positive and negative results. **Therefore, the sum of the numbers in each column will be larger than the total number of people tested.**

Reporting lab	Inconclusive	Negative	Positive	Percent positive	Total
MINUTECLINIC DIAGNOSTIC OF SOUTH CAROLINA, LLC		63	6	9%	69
Oakhurst Center		65	3	4%	68
BROOKDALE FORT MYERS THE COLONY		64	4	6%	68
RESTORE HEALTH URGENT CARE		22	46	68%	68
AEL- MEMPHIS		17	51	75%	68
SUNCOAST OPTIMAL WELLNESS		23	45	66%	68
QUICK CARE MED LLC	1	59	7	10%	67
ADVENTHEALTH MEDICAL GROUP FAMILY MEDICINE AT		49	18	27%	67
LAB PLUS, LLC AT SAINT THOMAS WEST HOSPITAL		53	14	21%	67
WATERCREST ST LUCIE WEST	1	63	3	4%	67
DAYSPRING SENIOR LIVING LLC		65	2	3%	67
PLANTATION GENERAL HOSPITAL CLINICAL LAB		26	41	61%	67
MEDICATION ROOMS-CSU/CI NURSE STATION	1	59	7	10%	67
HUNTINGTON HOSPITAL LABORATORY		65	2	3%	67
WHITE WILSON MEDICAL CENTER IMMEDIATE CARE		3	64	96%	67
MD LABS		40	27	40%	67
KINDRED HOSPITAL NORTH FLORIDA	2	59	5	8%	66
CRAIG BERGER MD PL D/B/A BAY AREA EYE INSTITUTE		66			66
SUNSHINE GARDENS		66			66
POINTE, THE		64	2	3%	66
VIERA DEL MAR HEALTH AND REHABILITATION CENTER		63	3	5%	66
ASSOCIATED CLINICAL LABORATORIES		59	7	11%	66
FIRSTCARE CLINIC		32	34	52%	66
ST VINCENT'S BIRMINGHAM		62	4	6%	66
MEDEX MEDICAL EXPRESS OF PALATKA			66	100%	66
PALMS EDGE	1	61	4	6%	66
ALTERNATIVE LIVING, INC DBA TWIN CITIES PAVILION		66			66
AMERICAN FAMILY MEDICAL LLC		38	27	42%	65
CL BRUMBACK PRIMARY CARE CLINICS		16	49	75%	65
SONNIS PEDIATRICS PA		59	6	9%	65
KINDRED HOSPITAL MELBOURNE		64	1	2%	65
WHITE WILSON MEDICAL CENTER PA - NAVARRE		1	64	98%	65
ELLENTON PEDIATRICS PA		57	8	12%	65
SUNCOAST URGENT CARE		42	23	35%	65
SAN JOSE SENIOR CARE LLC	1	43	21	32%	65
Mt Sinai Aventura			64	100%	64
EAST ALABAMA MEDICAL CENTER LABORATORY		54	10	16%	64
MED EXPRESS		6	58	91%	64
ELMCROFT OF BELLA VITA		56	8	13%	64
A COUNTRY PLACE ASSISTED LIVING FACILITY		64			64
OPPENHEIMER PLASTIC SURGERY LLC		60	4	6%	64
WEST COAST FAMILY MEDICAL CARE		48	16	25%	64
OUT OF STATE		40	24	38%	64
JOSEPH L MORSE GERIATRIC CENTER	2	59	3	5%	64
NEMOURS CHILDRENS PRIMARY CARE OVIEDO		51	13	20%	64
EISENHOWER ARMY MEDICAL CENTER		60	4	6%	64
STONY BROOK SOUTHAMPTON		63	1	2%	64

# COVID-19: testing by laboratory

Data through Jan 15, 2021 verified as of Jan 16, 2021 at 09:25 AM

Data in this report are provisional and subject to change.

The numbers in the table below represent the number of Florida and non-Florida residents for whom test results were received by the Department of Health. A person can be tested by more than one laboratory and can have both positive and negative results. **Therefore, the sum of the numbers in each column will be larger than the total number of people tested.**

Reporting lab	Inconclusive	Negative	Positive	Percent positive	Total
KINDRED HOSPITAL - SOUTH FLORIDA		63			63
F&T MEDICAL RESEARCH, INC		63			63
APC PEDIATRICS AT RYE ROAD MEDICAL PARK		63			63
VIERA HEALTH AND REHABILITATION CENTER		62	1	2%	63
WADSWORTH HEALTH CENTER		60	3	5%	63
FLORIDA PEDIATRIC GROUP		27	36	57%	63
MEDI CLINIC SARASOTA INC		62	1	2%	63
HOSPICE OF THE TREASURE COAST		60	3	5%	63
SUMMER VISTA ASSISTED LIVING		38	25	40%	63
MAGNOLIA MEDICAL CLINIC		10	53	84%	63
MINNESOTA TWINS		60	3	5%	63
EXACT SCIENCES LABORATORIES, LLC		15	47	76%	62
ORLANDO LUTHERAN TOWERS ASSISTED LIVING		62			62
ABSOLUTE GENOMICS		30	32	52%	62
STUART LODGE LIVING LLC		42	20	32%	62
SEAVIEW NURSING AND REHABILITATION CENTER		62			62
OVERLOOK HOSPITAL LABORATORY		57	5	8%	62
ISLAND COAST PEDIATRICS		56	5	8%	61
MIAMI VA HEALTHCARE SYSTEM			61	100%	61
BEACHES PEDIATRICS PA		58	3	5%	61
ST PETERSBURG PEDIATRICS-SEMINOLE BLVD		49	12	20%	61
WASHINGTON REHABILITATION AND NURSING CENTER		51	10	16%	61
NXGEN MDX		20	41	67%	61
SUMMIT MEDICAL GROUP PA		56	5	8%	61
BOND CLINIC DR ELDEEB		35	26	43%	61
HOSPICE OF THE EMERALD COAST INC - PANAMA CITY	1	56	4	7%	61
EMERALD COAST HOSPICE		60	1	2%	61
GENPATH			61	100%	61
EC OPCO CARROLLWOOD LLC		55	6	10%	61
ADVENTHEALTH EXPRESS CARE AT WALGREENS 49TH STREET		46	15	25%	61
AMERICAN FAMILY MEDICAL		48	13	21%	61
OAK MANOR NURSING HOME		59	2	3%	61
LAKELAND REGIONAL HEALTH		36	24	40%	60
NORTH FLORIDA RETIREMENT VILLAGE		59	1	2%	60
TWIN CREEKS ASSISTED LIVING & MEMORY CARE		57	3	5%	60
FLAGLER COLLEGE HEALTH SERVICES		43	17	28%	60
EMBRY RIDDLE AERONAUTICAL UNIVERSITY HEALTH SERVICES			60	100%	60
MED COMP SCIENCES		1	59	98%	60
BROWARD HEALTH MEDICAL CENTER CLINICAL LAB			60	100%	60
TUSCAN ISLE OPERATING COMPANY LLC DBA		56	3	5%	59
CENTRA CARE POINCIANA	1	45	13	22%	59
INTERNAL LAB		50	9	15%	59
GV NAPLES OPCO, LLC		58	1	2%	59
BIOTECH		52	7	12%	59
RITECARE MED CTR H			59	100%	59
AVANTE AT OCALA INC		55	4	7%	59
CLERMONT URGENT CARE			59	100%	59



# COVID-19: testing by laboratory

Data through Jan 15, 2021 verified as of Jan 16, 2021 at 09:25 AM

Data in this report are provisional and subject to change.

The numbers in the table below represent the number of Florida and non-Florida residents for whom test results were received by the Department of Health. A person can be tested by more than one laboratory and can have both positive and negative results. **Therefore, the sum of the numbers in each column will be larger than the total number of people tested.**

Reporting lab	Inconclusive	Negative	Positive	Percent positive	Total
BIG BOCA SMILES LLC		57	2	3%	59
REGENTS PARK OF BOCA RATON		56	2	3%	58
THE CANOPY AT BERRYHILL		58			58
ALTAMONTE PEDIATRIC ASSOCIATES		31	27	47%	58
LENOX HILL HOSPITAL		52	6	10%	58
CATHOLIC HEALTH SERVICES REGIONAL LAB		52	6	10%	58
Margate Health and Rehabilitation Center		56	2	3%	58
EXPERTUS LABORATORIES INC		24	34	59%	58
MILLENIUM PHYSICIANS GROUP		1	56	98%	57
CENTRAL FLORIDA HEALTHCARE GROUP LLC		48	9	16%	57
A2Z DIAGNOSTICS		56	1	2%	57
CENTURY CENTER FOR REHABILITATION & HEALING		41	16	28%	57
ASCENSION SACRED HEART BAY LABORATORY		54	3	5%	57
PALM BAY URGENT CARE		28	29	51%	57
HAWTHORN HOUSE		47	10	18%	57
ALZHEIMERS CARE CENTER OF VIERA LTD		37	20	35%	57
NORTH SHORE UNIVERSITY HOSPITAL LABORATORY		51	6	11%	57
PUBLIC SQUARE PHARMACY LLC		43	14	25%	57
MALCOM RANDALL DEPT OF VAMC			57	100%	57
KAPG FLEMING ISLAND SENIOR HOUSING OPCO LLC	1	56			57
DELAND WELLNESS CENTER			56	100%	56
MCW MENTAL HEALTH LLC		54	2	4%	56
RARITAN BAY PERTH AMBOY		51	5	9%	56
Peninsula Care and Rehab		52	4	7%	56
LAKELAND REGIONAL HEALTH LAKE MIRIAM		24	32	57%	56
EAGLES WATCH CLUSTER		47	9	16%	56
TIFFANY HALL NURSING AND REHAB		44	12	21%	56
FHMG LAKE MARY PEDS		45	11	20%	56
AFC PHYSICIANS OF FLORIDA PA		23	33	59%	56
ASHRAF MEDICAL GROUP PLLC DBA PULSE MD		55	1	2%	56
ARBOR TERRACE SAN JOSE LLC	3	52	1	2%	56
BAPTIST HEALTH SOUTH FLORIDA - WEST BOCA URGENT CARE		34	22	39%	56
JERICHO URGENT CARE		53	3	5%	56
VETERANS AFFAIRS MEDICAL CENTER - GULF COAST		27	29	52%	56
HORIZON ALF		55	1	2%	56
SONATA HUNTERS CREEK		47	8	15%	55
CENTRA CARE - CONWAY		21	34	62%	55
INDIGO MANOR		22	33	60%	55
PREMIER MEDICAL ASSOCIATES ALL FLORIDA LLC		54	1	2%	55
ADVENT HEALTH - PALM COAST		1	53	98%	54
JUNIPER VILLAGE AT NAPLES		53	1	2%	54
ROSECASTLE AT DELANEY CREEK		53	1	2%	54
ST. CLOUD MEDICAL GROUP		54			54
PORT CHARLOTTE REHABILITATION CENTER		45	9	17%	54
PANCARE HEALTH GULF COUNTY		40	14	26%	54
SARASOTA CO. HEALTH DEPT # 58		40	14	26%	54
CLERMONT HEALTH AND REHAB		40	14	26%	54

# COVID-19: testing by laboratory

Data through Jan 15, 2021 verified as of Jan 16, 2021 at 09:25 AM

Data in this report are provisional and subject to change.

The numbers in the table below represent the number of Florida and non-Florida residents for whom test results were received by the Department of Health. A person can be tested by more than one laboratory and can have both positive and negative results. **Therefore, the sum of the numbers in each column will be larger than the total number of people tested.**

Reporting lab	Inconclusive	Negative	Positive	Percent positive	Total
CERTUS MTD OPCP LLC		52	2	4%	54
WILSON MEMORIAL REGIONAL MEDICAL CENTER		51	3	6%	54
UNITED LABORATORY SERVICES CORPORATION		38	16	30%	54
STEWARD SEBASTIAN RIVER MEDICAL CENTER		27	27	50%	54
STEINHATCHEE FAMILY MEDICAL CENTER	1	47	6	11%	54
IMA MEDICAL GROUP		28	25	47%	53
ROHR HOME		50	3	6%	53
PRO HEALTH			53	100%	53
JACOBI MEDICAL CENTER		50	3	6%	53
ADVENTHEALTH EXPRESS CARE AT WALGREENS		38	15	28%	53
BAPTIST MEDICAL CENTER SOUTH		38	15	28%	53
MENTAL HEALTH CARE INC		44	9	17%	53
Osprey Point Nursing Center		51	2	4%	53
KENDALL REGIONAL MEDICAL CENTER LAB	3		50	94%	53
FLORIDA MEDICAL CLINIC LLC		34	19	36%	53
ATMORE COMMUNITY HOSPITAL LABORATORY		33	19	37%	52
BIOREFERENCE LABORATORIES		3	49	94%	52
SNH BRFL TENANT LLC	2	50			52
INTERNAL MEDICINE SPECIALIST		46	6	12%	52
TUKA PEDIATRICS		7	45	87%	52
OKEECHOBEE URGENT CARE		17	35	67%	52
LAKE HOWELL FAMILY MEDICINE ASSOCIATES		44	8	15%	52
ARBOR OAKS AT TYRONE	5	47			52
ST FRANCIS HOSPITAL		45	7	13%	52
NITE LITE PEDIATRICS - PORT ST. LUCIE		43	9	17%	52
HEALTHPOINT MED GRP OF THE EMERALD COAST LLC		38	14	27%	52
ADVENT HEALTH		49	3	6%	52
JUPITER MEDICAL CENTER URGENT CENTER		35	17	33%	52
PANCARE HEALTH - MALONE CLINIC		48	4	8%	52
PHYSICIANS PRIMARY CARE OF SOUTHWEST FLORIDA		39	12	24%	51
ALEXANDER NININGER STATE VETERANS		51			51
CORAL GABLES HOSPITAL			51	100%	51
MINUTECLINIC DIAGNOSTIC OF TEXAS, LLC		44	7	14%	51
APOLLOMDX LABS		29	22	43%	51
CHAMBREL AT ISLAND LAKE		50	1	2%	51
SEMINOLE TRIBE OF FLORIDA		36	15	29%	51
CLARE BRIDGE OF SARASOTA		50	1	2%	51
AVANTE ST CLOUD		48	3	6%	51
GULFVIEW MEDICAL INSTITUTE		51			51
PRIMECARE AT TWIN LAKES			50	100%	50
CHILDREN'S HOSPITAL OF ALABAMA		49	1	2%	50
GATEWAY CARE CENTER		50			50
COOPER FAMILY MEDICAL PLLC		36	14	28%	50
PALM RIVER COMMUNITY HEALTH CENTER		45	5	10%	50
SONATA BOCA RATON		48	2	4%	50
BioReference Laboratories, Inc		6	44	88%	50
Stratford Court of Palm Harbor		40	9	18%	49

# COVID-19: testing by laboratory

Data through Jan 15, 2021 verified as of Jan 16, 2021 at 09:25 AM

Data in this report are provisional and subject to change.

The numbers in the table below represent the number of Florida and non-Florida residents for whom test results were received by the Department of Health. A person can be tested by more than one laboratory and can have both positive and negative results. **Therefore, the sum of the numbers in each column will be larger than the total number of people tested.**

Reporting lab	Inconclusive	Negative	Positive	Percent positive	Total
SOLARIS SENIOR LIVING NORTH NAPLES		48	1	2%	49
ADVENT HEALTH CENTRA CARE - SAND LAKE		19	30	61%	49
SOFT CELL LABORATORIES		45	4	8%	49
USF		1	48	98%	49
GENEDX		36	13	27%	49
FLORIDA HEALTH CARE		6	43	88%	49
WALGREENS 9627		44	5	10%	49
ALLEGRO		47	2	4%	49
Golfview Healthcare Center		49			49
SUPERIOR RESIDENCES OF LECANTO		34	15	31%	49
ALLIANCE PEDIATRICS		24	25	51%	49
TROY REGIONAL MEDICAL CENTER		38	10	21%	48
BARRY UNIVERSITY STUDENT HEALTH SERVICES		37	11	23%	48
MED ONE AT SAINT AUGUSTINE		33	15	31%	48
COURTYARD GARDENS OF JUPITER		48			48
NAPLES PEDIATRICS INC		43	5	10%	48
HERNANDO COUNTY FIRE RESCUE DISTRICT		23	25	52%	48
SAMFORD UNIVERSITY HEALTH SERVICES		47	1	2%	48
CAREMED INTERNAL MEDICINE		30	18	38%	48
NAPHCARE, INC AT MANATEE COUNTY JAIL		28	20	42%	48
SARATOGA HOSPITAL LABORATORY		44	4	8%	48
INN AT THE FOUNTAINS, THE		34	14	29%	48
COOPER FAMILY MEDICAL, PLLC		39	9	19%	48
RAINBOW PEDIATRICS PC LLC / BREAKFAST POINT		38	10	21%	48
ADVENT HEALTH CENTRA CARE - EAST ORLANDO		21	27	56%	48
PREMIER MEDICAL ASSOCIATES		46	2	4%	48
BIOIQ			48	100%	48
BAY CENTER HURRICANE SHELTER		48			48
NAVARRE GARDENS		41	6	13%	47
TRINITY AL SENIOR HOUSING LLC		44	3	6%	47
INTERLAB		1	46	98%	47
DOH		23	24	51%	47
PEDIATRIC CARE CENTER- JACKSONVILLE BEACH		19	28	60%	47
FINLAY CLINICAL LABORATORY		20	27	57%	47
MINUTECLINIC DIAGNOSTIC OF OHIO LLC		34	13	28%	47
TRADITIONAL HOME HEALTH OF PALM BEACH INC		47			47
GREENLEAF ALF		46	1	2%	47
EMERALD COAST BEHAVIORAL HOSPITAL		45	2	4%	47
PENNSYLVANIA DEPT OF HEALTH		20	26	57%	46
PREMIER PLACE HEALTHCARE AT THE GLENVIEW		46			46
HARTFORD HEALTH SERVICES LLC		46			46
JACKSON COUNTY HEALTH DEPARTMENT		20	26	57%	46
CAPE REGIONAL MEDICAL CENTER		44	2	4%	46
LAKE CITY VA MEDICAL CENTER			46	100%	46
GRAND OAKS OF PALM CITY LLC	1	39	6	13%	46
EAST MANATEE FAMILY	1	1	44	96%	46
PALM BAY PEDIATRICS		34	12	26%	46

# COVID-19: testing by laboratory

Data through Jan 15, 2021 verified as of Jan 16, 2021 at 09:25 AM

Data in this report are provisional and subject to change.

The numbers in the table below represent the number of Florida and non-Florida residents for whom test results were received by the Department of Health. A person can be tested by more than one laboratory and can have both positive and negative results. **Therefore, the sum of the numbers in each column will be larger than the total number of people tested.**

Reporting lab	Inconclusive	Negative	Positive	Percent positive	Total
MARQUIS LABS, LLC		46			46
ST PETERSBURG PEDIATRICS-EAST BAY		36	10	22%	46
H LEE MOFFITT CANCER CENTER MICRO		46			46
COLLIER BLVD HMA PHYSICIAN MANAGEMENT LLC		46			46
SOUTHEAST ALABAMA MEDICAL CENTER			46	100%	46
VALENCIA HOUSE ALF		45			45
ADVENT HEALTH - MOUNT DORA		6	39	87%	45
POPLAR HEALTHCARE PLLC	1	11	33	73%	45
GOOD HEARTS COVID TESTING		8	37	82%	45
Summit Medical Group, Pa DbA Citymd		41	4	9%	45
REDI-MED WALK-IN FAMILY CARE			45	100%	45
ADVENT HEALTH MEDICAL GROUP OB GYN AT		39	6	13%	45
FLORIDA DEPARTMENT OF HEALTH IN TAYLOR COUNTY		27	18	40%	45
LITTLE NECK URGENT CARE		43	2	4%	45
AFTER HOURS PEDIATRICS			45	100%	45
UNIVERSITY OF CENTRAL FLORIDA HEALTH SERVICES		45			45
GENESIS DERMATOLOGY		41	4	9%	45
SOUTHPORT SQUARE HARBOUR HEALTH		45			45
HEALTH FIRST - CAPE CANAVERAL HOSPITAL		1	44	98%	45
ST PETERSBURG PEDIATRICS-PARK BLVD		34	11	24%	45
HARMONY CLINIC		1	44	98%	45
ARDEN COURTS OF SEMINOLE		44	1	2%	45
BUECHELE DENTAL PA DBA CLERMONT FAMILY DENTISTRY		36	9	20%	45
The Ponce Therapy Care Center		42	2	5%	44
MOOSEHAVEN LIFE CARE CENTER		44			44
VISITING PHYSICIANS ASSOCIATION		40	4	9%	44
ROCHESTER GENERAL HOSPITAL LABORATORY		40	4	9%	44
ADVENTHEALTH MEDICAL GROUP PRIMARY CARE		43	1	2%	44
VITAS HEALTHCARE CORP OF FLORIDA		44			44
WINTER GARDEN REHAB AND NURSING CENTER		40	4	9%	44
ORCHID COVE AT DAYTONA		39	5	11%	44
KAPG ST AUGUSTINE SENIOR HOUSING OPCO LLC		35	9	20%	44
ALLIANCE OF PHYSICIANS AGAINST COVID-19			44	100%	44
ADVENT HEALTH - LAKE MARY		36	8	18%	44
PEDIATRICS OF CENTRAL FLORIDA – SAINT CLOUD	2	40	2	5%	44
PRECISION HEALTH SOLUTIONS LAB		9	35	80%	44
L&S SENIOR CARE DBA ARCADIA OAKS	1	42			43
FAMILY EXTENDED CARE OF WINTER HAVEN		41	2	5%	43
CRESTVIEW URGENT CARE			43	100%	43
QUOTIENT SCIENCES			43	100%	43
BISHOP GRADY VILLAS		43			43
PATRICK AIR FORCE BASE		3	40	93%	43
STUART URGENT CARE			43	100%	43
BRANCH MEDICAL CLINIC			43	100%	43
LAKE MARY KIDS CENTRA CARE		33	10	23%	43
DAVID POSNACK JEWISH DAY SCHOOL		43			43
HOSPICE OF MARTIN & ST LUCIE, INC		43			43

# COVID-19: testing by laboratory

Data through Jan 15, 2021 verified as of Jan 16, 2021 at 09:25 AM

Data in this report are provisional and subject to change.

The numbers in the table below represent the number of Florida and non-Florida residents for whom test results were received by the Department of Health. A person can be tested by more than one laboratory and can have both positive and negative results. **Therefore, the sum of the numbers in each column will be larger than the total number of people tested.**

Reporting lab	Inconclusive	Negative	Positive	Percent positive	Total
BURRY'S PHARMACY INC		25	18	42%	43
Guardian Care Nursing and Rehabilitation Center		43			43
QUALITY URGENT CARE AND WELLNESS		31	12	28%	43
GEORGE SAFRAN MD PC		38	5	12%	43
CARDIOLOGY AND MEDICINE ASSOCIATES		33	10	23%	43
UTAH CVS PHARMACY, LLC		40	2	5%	42
NORTH SHORE MEDICAL LABS	1	38	3	7%	42
LAKE REGIONAL URGENT CARE		1	41	98%	42
CLINICAL LABORATORY		42			42
NORTH FLORIDA MEDICAL CENTER		38	4	10%	42
NORTH VISTA HOSPITAL LABORATORY		34	8	19%	42
SANIBEL INTERNAL MEDICINE, LLC		40	2	5%	42
Atlantic Shore Nursing and Rehab		42			42
GRAND ST PAUL CVS		42			42
FLORIDA HOSPITAL		26	16	38%	42
WEST ISLIP URGENT CARE		40	2	5%	42
PEDIATRIC SERVICES OF AMERICA INC		41	1	2%	42
MOBILE DOC FL, LLC		29	13	31%	42
SOMERBY OF SANTA ROSA BEACH		40	2	5%	42
MEDLOGIC LABORATORIES		3	39	93%	42
CENTRA CARE – APOPKA	1	2	39	93%	42
PRINCETON VILLAGE☐		39	3	7%	42
TGH URGENT CARE POWERED BY FAST TRACK			41	100%	41
MAIMONIDES-SHALOM ACADEMY, INC		40	1	2%	41
PANIRA HEALTHCARE CLINIC		1	40	98%	41
QHC UPSTATE MEDICAL PC		34	7	17%	41
PEDIATRICS OF CENTRAL FLORIDA KISSI		33	8	20%	41
FLORIDA HOSPITAL NEW SMYRNA		4	37	90%	41
VENICE REGIONAL MEDICAL CENTER BAYFRONT HEALTH		12	29	71%	41
FLORIDA MEDICAL CLINIC PA		36	5	12%	41
EGLIN AFB		9	32	78%	41
BRONX LEBANON HOSPITAL-MEDICAL CENTER		37	4	10%	41
PENSACOLA PEDIATRICS, PA		34	7	17%	41
ADVENT HEALTH EXPRESS CARE		4	37	90%	41
ARBOR TERRACE ORTEGA LLC		41			41
ROCKLEDGE REGIONAL MEDICAL CENTER		30	11	27%	41
FHMG_CTR FOR SENIOR HEALTH		36	5	12%	41
FIRST CHOICE URGENT CARE		10	31	76%	41
FERN PARK DEVELOPMENTAL CENTER			40	100%	40
NEOGENOMICS LABORATORIES INC		40			40
NEW YORK PRESBYTERIAN - QUEENS DIAGNOSTIC		39	1	3%	40
PRIDE DIAGNOSTICS		24	16	40%	40
UNIVERSITY OF WEST FLORIDA, THE		40			40
CAPITAL REGIONAL MEDICAL CENTER		2	38	95%	40
Citymd Of Toms River		35	5	13%	40
CLINICAL PATHOLOGY LABORATORIES, INC		40			40
PACIFICA SENIOR LIVING OCALA		35	5	13%	40



# COVID-19: testing by laboratory

Data through Jan 15, 2021 verified as of Jan 16, 2021 at 09:25 AM

Data in this report are provisional and subject to change.

The numbers in the table below represent the number of Florida and non-Florida residents for whom test results were received by the Department of Health. A person can be tested by more than one laboratory and can have both positive and negative results. **Therefore, the sum of the numbers in each column will be larger than the total number of people tested.**

Reporting lab	Inconclusive	Negative	Positive	Percent positive	Total
DOH-WEST PALM BEACH BRANCH LABORATORY		2	38	95%	40
AU HEALTH		32	8	20%	40
QUALITY URGENT CARE AND WELLNESS PL		26	14	35%	40
A PLUS PEDIATRICS		35	4	10%	39
CEDAR CREEK AT KINGS BAY INC		39			39
CLINICAL RESEARCH SEQUENCING PLATFORM		8	31	79%	39
FHMG- FLORIDA HOSPITAL MEDICAL GROUP		31	8	21%	39
HIALEAH HOSPITAL RESPIRATORY DEPT			39	100%	39
LARA HEALTH AND WELLNESS CENTER LLC		39			39
GENTIVA HEALTH SERVICES CERTIFIED INC		36	3	8%	39
LOURDES HOSPITAL INC		37	2	5%	39
PHILLIPPE RIDGE		27	12	31%	39
MEDEX MEDICAL EXPRESS OF PALATKA LLC			39	100%	39
D PEDIATRICS		38	1	3%	39
ECOLAB GROUP		8	31	79%	39
BAY PINES MEDICAL ASSOCIATES		1	38	97%	39
JUNIPER VILLAGE AT CAPE CORAL		34	5	13%	39
BAY COUNTY JAIL ANNEX		34	5	13%	39
URGENT CARE & WELLNESS CENTER		10	29	74%	39
NEXT MOLECULAR ANALYTICS		9	30	77%	39
INTERNAL MEDICINE ASSOCIATES PA		35	3	8%	38
UNIVERSITY OF ALABAMA		35	3	8%	38
BOND CLINIC, PA		9	29	76%	38
Palms at Ponte Vedra Assisted Livning and Memory Care		37	1	3%	38
MISSION OAKS ASSISTED LIVING		36	2	5%	38
FLORIDA HEALTH CARE DELAND			38	100%	38
life Care Center of Melbourne		23	15	39%	38
HOMEWOOD RESIDENCE AT FREEDOM PLAZA		37	1	3%	38
ADVENT HEALTH - LAKE WALES		28	10	26%	38
MOLECULAR DIAGNOSTICS		5	33	87%	38
MISIR DRUGS LLC		29	9	24%	38
KINDRED AT HOME		30	8	21%	38
BENTON HOUSE OF ST. JOHNS		36	2	5%	38
JUPITER MEDICAL CENTER URGENT CARE - STUART		23	15	39%	38
HOME CARE PHARMACY		37			37
TURNING POINT OF TAMPA		33	4	11%	37
BOULEVARD REHABILITATION CENTER		24	13	35%	37
HOLZER HEALTH CENTER		5	32	86%	37
FAMILY EXTENDED CARE OF SEBRING INC		35	2	5%	37
FLORIDA DEPARMENT OF HEALTH CLAY COUNTY		25	12	32%	37
THE COLLIER AT NAPLES		36	1	3%	37
HR SARASOTA OPERATOR LLC		25	12	32%	37
ERDOX		35	2	5%	37
AUTUMN OF SARASOTA		12	25	68%	37
PATHOGENIUS LABORATORIES		30	7	19%	37
PONCE THERAPY CARE CENTER		34	3	8%	37
ONE MILO		37			37

# COVID-19: testing by laboratory

Data through Jan 15, 2021 verified as of Jan 16, 2021 at 09:25 AM

Data in this report are provisional and subject to change.

The numbers in the table below represent the number of Florida and non-Florida residents for whom test results were received by the Department of Health. A person can be tested by more than one laboratory and can have both positive and negative results. **Therefore, the sum of the numbers in each column will be larger than the total number of people tested.**

Reporting lab	Inconclusive	Negative	Positive	Percent positive	Total
SH HERON EAST LLC		37			37
CENTRA CARE – LAKE NONA		3	33	92%	36
BOND AND STEELE CLINIC, PA		31	5	14%	36
PRACTICE MANAGEMENT OF AMERICA, INC.		7	29	81%	36
BVL/LITTLE ANGEL PEDIATRICS		36			36
WOLFF CTR FOR CHILD & ADOLESCENT HEALTH PLLC,THE		24	12	33%	36
NORTHWELL HEALTH PLAINVIEW HOSPITAL LABORATORY		27	9	25%	36
CITYMD OF MANAHAWKIN		34	2	6%	36
AMERICAN HOUSE COCONUT POINT		33	3	8%	36
BAYCARE HEALTH SYSTEMS		1	34	97%	35
IRL		4	31	89%	35
MEDRITE URGENT CARE		25	10	29%	35
THOMAS INTERNAL MEDICINE		29	6	17%	35
PANCARE HEALTH - JACKSON COUNTY		26	9	26%	35
ALL MY KIDS PEDIATRICS INC		21	14	40%	35
BROOKDALE JENSEN BEACH		34	1	3%	35
EC OPCO PENSACOLA, LLC		35			35
BAYSHORE PATHOLOGY CONSULTANTS PA		34	1	3%	35
TERRACE AT HOBE SOUND, THE	1	31	3	9%	35
ST CLOUD PHYSICIAN MANAGEMENT LLC DBA ST CLOUD		21	14	40%	35
MINUTECLINIC DIAGNOSTIC OF NORTH CAROL		28	7	20%	35
BROOKDALE COLONIAL PARK		34	1	3%	35
BEEHIVE HOMES OF GULF BREEZE		19	16	46%	35
University Hills health and Rehabilitation		26	9	26%	35
WUESTHOFF MEMORIAL HOSPITAL			35	100%	35
TITUSVILLE FAMILY PRACTICE		14	21	60%	35
MEASE COUNTRYSIDE HOSPITAL			35	100%	35
ADVENT HEALTH - FISH MEMORIAL		2	33	94%	35
UNION MEDICAL CARE PLLC		35			35
P23 LABS		35			35
PALM BAY HOSPITAL			34	100%	34
PLAINVIEW URGENT CARE		32	2	6%	34
LAKE WALES OPERATING GROUP LLC		32	2	6%	34
LEVY COUNTY DEPARTMENT OF HEALTH		25	9	26%	34
NORTHBROOK CENTER FOR		33	1	3%	34
HERNANDO ENDOSCOPY AND SURGERY CENTER		26	8	24%	34
MAUREEN OROURKE-FUTEY			34	100%	34
TAYLORVILLE FAMILY MEDICINE		27	7	21%	34
BARTON HEALTH ALLIANCE		2	32	94%	34
CARE CENTERS OF NASSAU		33	1	3%	34
INN AT ASTON GARDENS AT PELICAN POINTE,THE		34			34
MICHAEL AKPEKE MD		25	9	26%	34
RASHDA ALBIBI M.D. P.A.		31	3	9%	34
TUSCAN GARDENS OF DELRAY BEACH MANAGEMENT COMPANY,		34			34
CCRC @ SUNFLOWER LLC		31	3	9%	34
COLLIER HMA PHYSICIAN MANAGEMENT LLC		26	8	24%	34
ADVENTIST HEALTH SYSTEM FLORIDA		26	8	24%	34

# COVID-19: testing by laboratory

Data through Jan 15, 2021 verified as of Jan 16, 2021 at 09:25 AM

Data in this report are provisional and subject to change.

The numbers in the table below represent the number of Florida and non-Florida residents for whom test results were received by the Department of Health. A person can be tested by more than one laboratory and can have both positive and negative results. **Therefore, the sum of the numbers in each column will be larger than the total number of people tested.**

Reporting lab	Inconclusive	Negative	Positive	Percent positive	Total
LIFESTREAM BEHAVIORIAL CENTER		17	17	50%	34
BETHESDA HEALTH URGENT CARE			34	100%	34
FAST PACE MEDICAL CLINIC, PLLC		30	4	12%	34
NIGHT LITE PEDIATRICS CENTER LLC		8	26	76%	34
PARAMOUNT WALK-IN CLINIC		1	33	97%	34
SANFORD MOBILE LAB PGA TOUR		32	1	3%	33
GREENRIDGE GROUP HOME	3	11	19	58%	33
AYERS NURSING AND REHABILITATION CENTER		33			33
LINCOLN DIAGNOSTIC LAB		32	1	3%	33
DELCARE PA		27	6	18%	33
Kensington Gardens		33			33
REDI-MED WALK IN FAMILY CLINIC			33	100%	33
MAINSTREET FAMILY URGENT CARE		1	32	97%	33
ACCURATE DIAGNOSTIC LAB		32	1	3%	33
METRO KNOXVILLE HMA		25	8	24%	33
ADVANCED EMURGENT CARE		8	25	76%	33
MINUTECLINIC DIAGNOSTIC		33			33
CITRUS COUNTY HEALTH DEPARTMENT		32	1	3%	33
AHSE ROP		32	1	3%	33
NORTH FLORIDA PEDIATRICS		30	3	9%	33
BIOFIRE		7	26	79%	33
BOND CLINIC		3	30	91%	33
SPRING MANOR ASSISTED LIVING		33			33
ST. MARYS MEDICAL CENTER		1	32	97%	33
PRMG - EAST NAPLES		23	10	30%	33
OPIS COQUINA CENTER		32			32
TREASURE COAST FORENSIC TREATMENT CTR		16	16	50%	32
IPSUM DIAGNOSTICS		3	29	91%	32
VETERAN AFFAIRS MEDICAL CENTER - JAMES J PETERS		30	2	6%	32
KINDRED HOSPITAL CENTRAL TAMPA BLOOD GAS	1	30	1	3%	32
MOOSEHAVEN HEALTH CENTER		12	20	63%	32
AZALEA TRACE PHYSICIAN SERVICES		32			32
POARCH BANC CREEK INDIANS TRIBAL HEALTH DEPARTMENT			32	100%	32
BERNHARDT LABORATORIES	1	9	22	69%	32
ST AUGUSTINE PEDIATRIC ASSOC		30	2	6%	32
PHYSICIAN ASSOCIATES LLC		26	6	19%	32
JACKSONVILLE UNIVERSITY		29	3	9%	32
BRIDGEVIEW CENTER LLC		27	5	16%	32
NIGHT LITE PEDIATRICS URGENT CARE CENTER			32	100%	32
Heartland Health Care Center North Sarasota		18	14	44%	32
RITE MEDICAL CARE PC		32			32
JACKSON HEALTH SYSTEM		1	31	97%	32
CORNERSTONE MEDICAL CARE OF BRANDON PL		29	3	9%	32
PERSONAL PEDIATRICS		28	4	13%	32
WESTMINSTER ST AUGUSTINE		32			32
LINCOLN MEDICAL AND MENTAL HEALTH CENTER		30	2	6%	32
VETERANS HOME			32	100%	32

# COVID-19: testing by laboratory

Data through Jan 15, 2021 verified as of Jan 16, 2021 at 09:25 AM

Data in this report are provisional and subject to change.

The numbers in the table below represent the number of Florida and non-Florida residents for whom test results were received by the Department of Health. A person can be tested by more than one laboratory and can have both positive and negative results. **Therefore, the sum of the numbers in each column will be larger than the total number of people tested.**

Reporting lab	Inconclusive	Negative	Positive	Percent positive	Total
CENTRA CARE - DR. PHILLIPS		1	31	97%	32
ISLAND URGENT CARE PLLC		32			32
VILLAGE ON THE ISLE☐		27	5	16%	32
MINUTECLINIC DIAGNOSTIC OF RHODE ISLAND, LLC #1544		31	1	3%	32
University Hospital		28	4	13%	32
MINUTE CLINIC INCORPORATE		26	6	19%	32
ROSECASTLE OF JACKSONVILLE LLC		31	1	3%	32
LabCorp L#09258130 M#09258125		12	19	61%	31
IMA MEDICAL GROUP POINCIANA		14	17	55%	31
DISCOVERY COMMONS AT BRADENTON		31			31
MARIANNA HEALTH AND REHABILITATION CENTER		30	1	3%	31
COLLIER ANESTHESIA PAIN LLC		31			31
ESCAMBIA COUNTY JAIL		18	13	42%	31
TRADITIONAL HOME CARE INC		30	1	3%	31
MINUTECLINIC DIAGNOSTIC OF SOUTH CARO		25	6	19%	31
WILLISTON PEDIATRICS PA		18	13	42%	31
WALGREENS 2941		30	1	3%	31
REGENCY PARK ASSISTED LIVING FACILITY		29	2	6%	31
PANCARE HEALTH - FREEPORT CLINIC SUITE B		27	4	13%	31
FELICIDAD MEDICAL CENTER			31	100%	31
STETSON UNIVERSITY STUDENT HEALTH CENTER		3	28	90%	31
Flagler Health and Rehabilitation		30	1	3%	31
CALADIUM PEDIATRICS		28	2	7%	30
HERITAGE WATERSIDE		27	3	10%	30
LORI MCAULIFFE MD PA		20	10	33%	30
NORTH CENTRAL BRONX HOSPITAL		29	1	3%	30
WAVE CREST HEALTH AND REHABILITATION CENTER		30			30
SACRED HEART HEALTH SYSTEM INC		22	8	27%	30
THE TERRACE AT IVY ACRES ALF		11	19	63%	30
LONGLEAF DIAGNOSTIC LABORATORIES		3	27	90%	30
Okeechobee Health Care Facility		16	14	47%	30
WESTWOOD NURSING AND REHABILITATION		28	2	7%	30
BELVEDERE COMMONS OF SUN CITY CENTER☐		30			30
JENNIFER J CHIAVETTA-GRLSANTI DC		23	7	23%	30
ADVENT HEALTH PRIMARY CARE PLUS, WINTER GARDEN		26	4	13%	30
PENSACOLA DEVELOPMENTAL CENTER		14	16	53%	30
PECONIC BAY MEDICAL CENTER LABORATORY		24	6	20%	30
BAY REGIONAL URGENT CARE	1	17	12	40%	30
CLINCLOUD, LLC			30	100%	30
SOUTHERN LABORATORY		6	24	80%	30
MORTON PLANT			30	100%	30
NEUROINTERNATIONAL SARASOTA		28	2	7%	30
PHOSPHORUS DIAGNOSTICS		27	3	10%	30
AMEERAH LABS			30	100%	30
CINNAMON COVE ALF		30			30
MINUTECLINIC DIAGNOSTIC OF NORTH CARO		27	3	10%	30
S-H THIRTY FIVE OPCO - LUTZ, LLC		29	1	3%	30

# COVID-19: testing by laboratory

Data through Jan 15, 2021 verified as of Jan 16, 2021 at 09:25 AM

Data in this report are provisional and subject to change.

The numbers in the table below represent the number of Florida and non-Florida residents for whom test results were received by the Department of Health. A person can be tested by more than one laboratory and can have both positive and negative results. **Therefore, the sum of the numbers in each column will be larger than the total number of people tested.**

Reporting lab	Inconclusive	Negative	Positive	Percent positive	Total
STEWARD MEDICAL GROUP, INC		21	9	30%	30
HIGHLANDS LAKE CENTER		27	3	10%	30
S-H THIRTY FIVE OPCO - ORANGE CITY, LLC		21	9	30%	30
ROYAL CARE OF AVON PARK		26	3	10%	29
CSL PLASMA INC		7	22	76%	29
ANDALUSIA HEALTH		14	15	52%	29
NURSES HELPING HANDS INC ALF		29			29
Consulate Health Care of Orange Park		27	2	7%	29
FLORIDA DEPARTMENT OF HEALTH IN MONROE COUNTY		26	3	10%	29
COMPREHENSIVE CHILDCARE		23	6	21%	29
LONG ISLAND JEWISH MED CTR		27	2	7%	29
SUNTREE INTERNAL MEDICINE		29			29
INNOVATION CLINICAL TRIALS, INC			29	100%	29
PRO HEALTH HARMONY		29			29
LUTHERAN HAVEN ASSISTED LIVING		29			29
NEMOURS CHILDRENS CLINIC		22	7	24%	29
UNIV OF ROCHESTER-STRONG MEMORIAL HOSP		28	1	3%	29
BROOKDALE CANOPY OAKS			29	100%	29
WALGREENS 4915		28	1	3%	29
P4CLINICAL	3	2	24	83%	29
CAMPBELL URGENT CARE			29	100%	29
DESOTO PALMS ALF		29			29
EVERLYWELL		16	13	45%	29
MANORCARE AT LELY PALMS		27	2	7%	29
RADIOLOGY ASSOCIATES OF VENICE AND ENGLEWOOD		28	1	3%	29
Gabisa Medical LLC		29			29
TOWERS HOME CARE☐		25	3	11%	28
SOS MOBILE MEDICAL CARE LLC		23	5	18%	28
PUTNAM COUNTY SHERIFFS OFFICE		23	5	18%	28
EDEN AT CRESTVIEW		12	16	57%	28
CENTRAL FLORIDA PEDIATRICS		13	15	54%	28
LAKELAND NURSING AND REHABILITATION CENTER			28	100%	28
RENAISSANCE AT THE TERRACES		27	1	4%	28
SOLARIS SENIOR LIVING OF MERRITT ISLAND		28			28
CVS		2	26	93%	28
UNION MEDICAL CARE		28			28
PALM GARDEN OF JACKSONVILLE		27	1	4%	28
CDR MAGUIRE INC	1	2	25	89%	28
THREE OAKS PHARMACY INC		26	2	7%	28
WALGREENS 3145		25	3	11%	28
CALHOUN COUNTY HEALTH DEPT		9	19	68%	28
HEALTH FIRST - VIERA HOSPITAL		1	27	96%	28
DEVELOPMENTAL DISABILITIES DEFENDANT PROGRAM		27	1	4%	28
BONIFAY NURSING AND REHAB CENTER			28	100%	28
WILLOWBROOKE COURT AT ST ANDREWS ESTATES		24	4	14%	28
MENORAH HOUSE		27	1	4%	28
PORT ST LUCIE HOSPITAL		25	3	11%	28



# COVID-19: testing by laboratory

Data through Jan 15, 2021 verified as of Jan 16, 2021 at 09:25 AM

Data in this report are provisional and subject to change.

The numbers in the table below represent the number of Florida and non-Florida residents for whom test results were received by the Department of Health. A person can be tested by more than one laboratory and can have both positive and negative results. **Therefore, the sum of the numbers in each column will be larger than the total number of people tested.**

Reporting lab	Inconclusive	Negative	Positive	Percent positive	Total
JEFFERSON COUNTY HEALTH DEPARTMENT-MONTICELLO		15	13	46%	28
ARIZONA DEPARTMENT OF HEALTH SERVICES			28	100%	28
ACTIVE SENIOR LIVING		26	2	7%	28
MINUTE CLINIC LLC #2216		25	2	7%	27
BAY COUNTY SHERIFFS OFFICE JAIL FACILITY		22	5	19%	27
CDC		17	10	37%	27
SANTA BARBARA CARE CENTER		17	10	37%	27
UCLA HEALTHCARE CLINICAL LABS		23	4	15%	27
CDR MAGUIRE - MIAMI BEACH CC MISSION 17388		2	25	93%	27
PREMISE HEALTH MIA			27	100%	27
SUNCOAST LABS			27	100%	27
ADVENT HEALTH CENTRA CARE LAKELAND		22	5	19%	27
GRAMERCY PARK URGENT CARE		26	1	4%	27
OAKTREE HEALTHCARE			27	100%	27
CONNECTICUT DEPARTMENT OF HEALTH		22	5	19%	27
MICHAEL J D'AMBROSE MD PA		25	2	7%	27
MAKO MEDICAL		16	11	41%	27
RENAISSANCE SENIOR LIVING	1	26			27
HOLY NAME HOSPITAL LABORATORY		26	1	4%	27
EXPRESS CARE OF BELLEVIEW		27			27
Cleveland Clinic Laboratories		4	23	85%	27
SOUTHSIDE HOSPITAL NORTHWELL HEALTH LABORATORY		24	3	11%	27
WEST		15	12	44%	27
MOBILE MEDICAL ASSOCIATES PL		9	18	67%	27
WASHINGTON COUNTY HEALTH DEPARTMENT		14	12	46%	26
WALK IN MEDICAL URGENT CARE		26			26
JUNO DERMATOLOGY LLC		22	4	15%	26
TGH URGENT CARE - RIVERVIEW			26	100%	26
LOOP PEDIATRICS		22	4	15%	26
ROYAL PALM SENIOR RESIDENCE		26			26
WALGREENS #10373		25	1	4%	26
KEY PRIMARY CARE			26	100%	26
CENTRA CARE – SAND LAKE		1	25	96%	26
PSL NAPLES BH OPERATIONS, LLC		26			26
THE MINIER URGENT CARE		20	6	23%	26
GOLDEN POND COMMUNITIES		26			26
WEST BROWARD CARE CENTER		24	2	8%	26
MONCRIEF ARMY HEALTH CLINIC			26	100%	26
UNIVERSITY MEDICAL CTR OF PRINCETON AT		24	2	8%	26
ADVENT HEALTH PARTIN SETTLEMENT HEALTH PARK		18	8	31%	26
TBI RESIDENTIAL SERVICES, INC.		15	11	42%	26
PULMONARY SPECIALISTS OF THE PALM BEACHES		16	10	38%	26
PORT SAINT JOHN FAMILY PRACTICE		18	8	31%	26
VI AT BENTLEY VILLAGE HOME CARE		26			26
STATEN ISLAND UNIVERSITY HOSPITAL-POUCH		26			26
MINUTECLINIC DIAGNOSTIC OF NEW JERSEY		21	5	19%	26
PALM BEACH COUNTY FIRE RESCUE		24	2	8%	26

# COVID-19: testing by laboratory

Data through Jan 15, 2021 verified as of Jan 16, 2021 at 09:25 AM

Data in this report are provisional and subject to change.

The numbers in the table below represent the number of Florida and non-Florida residents for whom test results were received by the Department of Health. A person can be tested by more than one laboratory and can have both positive and negative results. **Therefore, the sum of the numbers in each column will be larger than the total number of people tested.**

Reporting lab	Inconclusive	Negative	Positive	Percent positive	Total
FHMG-FLORIDA HOSPITAL MEDICAL GROUP		20	5	20%	25
ST. CLOUD HOSPITAL		20	5	20%	25
UNIPATH		18	7	28%	25
RIVERHEAD URGENT CARE		24	1	4%	25
WOMENS CARE FLORIDA LABORATORY		25			25
RJ LEE GROUP	1	23	1	4%	25
ADVENT HEALTH CENTRA CARE - LAKE BUTLER BOULEVARD			25	100%	25
JAMAICA HOSPITAL MEDICAL CENTER		23	2	8%	25
ARCPPOINT LABS OF FORT LAUDERDALE		25			25
MORTON PLANT HOSPITAL NURSING			25	100%	25
SANITAS		4	21	84%	25
STAR CARE		23	2	8%	25
Lanier Rehab			25	100%	25
FAMILY CARE PARTNERS		15	10	40%	25
BOCA BIOLISTIC REFERENCE LAB			25	100%	25
WELLMED AT NEW TAMPA		19	6	24%	25
FAMILY EXTENDED CARE OF PUNTA GORDA		25			25
EASTERN SHORE URGENT CARE		16	9	36%	25
EAST HILL MEDICAL GROUP		17	8	32%	25
BULLS HEAD URGENT CARE		25			25
HARBORCHASE OF WELLINGTON CROSSING		23	2	8%	25
AVALON PARK RETIREMENT RESIDENCE		24	1	4%	25
WEINBERG VILLAGE		24	1	4%	25
VASSAR BROTHERS MEDICAL CENTER LABORATORY		23	1	4%	24
ABL MEDICAL CARE LLC			24	100%	24
HENNEPIN COUNTY MEDICAL CENTER (HCMC)		13	11	46%	24
LABORATORY DYNAMICS		20	4	17%	24
HERITAGE OAKS ASSISTED LIVING & MEMORY CARE		20	4	17%	24
NIGHT LITE PEDIATRIC CENTER		10	14	58%	24
VILLAGES REGIONAL HOSPITAL SURGERY CENTER LLC, THE		15	9	38%	24
AVENTIS BIO-SERVICES CTL		24			24
WELLNOW URGENT CARE		23	1	4%	24
JOHN KNOX VILLAGE OF CENTRAL FLORIDA		20	4	17%	24
MADWAR		19	5	21%	24
LAKE MARY - STIRLING CENTER SUITE 202			24	100%	24
PROFESSIONAL URGENT CARE SERVICES		13	11	46%	24
SENIOR HEALTH OF WINTER PARK DUNDEE		24			24
THE CHAPPEL GROUP RESEARCH		24			24
ADVENT HEALTH - LAKE MARY PEDIATRICS		16	8	33%	24
WESTMINSTER WOODS ON JULINGTON CREEK		22	2	8%	24
MINUTECLINIC DIAGNOSTIC OF RHODE ISLAND, LLC #212		24			24
GIBBENS FAMILY MEDICAL, LLC		17	7	29%	24
MEDCOMP SCIENCES			24	100%	24
VILLAGES REHABILITATION AND NURSING CENTER		24			24
BARNES HEALTHCARE OF FLORIDA LLC		23	1	4%	24
LABCORP BURLINGTON		8	16	67%	24
COURTYARDS OF ORLANDO		24			24

# COVID-19: testing by laboratory

Data through Jan 15, 2021 verified as of Jan 16, 2021 at 09:25 AM

Data in this report are provisional and subject to change.

The numbers in the table below represent the number of Florida and non-Florida residents for whom test results were received by the Department of Health. A person can be tested by more than one laboratory and can have both positive and negative results. **Therefore, the sum of the numbers in each column will be larger than the total number of people tested.**

Reporting lab	Inconclusive	Negative	Positive	Percent positive	Total
TARPON BAYOU CENTER			24	100%	24
PHYSICIANS PRIMARY CARE OF SW FLORIDA PL		24			24
TRUGENX		1	23	96%	24
SAN CARLOS PHARMACY		21	2	9%	23
THE COMMONWEALTH OF MASSACHUSETTS			23	100%	23
THE TERRACE OF JACKSONVILLE		3	20	87%	23
MIDDLETOWN MEDICAL P C		14	9	39%	23
NOBLE SENIOR LIVING		3	20	87%	23
BARNETT PARK☐			23	100%	23
BROOKDALE PHILLIPPI CREEK			23	100%	23
MED PLUS FLORENCE		19	4	17%	23
PREMIER COMMUNITY HEALTHCARE GROUP INC		22	1	4%	23
WIREGRASS CLINIC LLC		18	5	22%	23
STATE LAB		2	21	91%	23
PENSACOLA PEDIATRICS - PACE		16	7	30%	23
DUVAL PHARMACY		18	5	22%	23
MONTEFIORE NEW ROCHELLE HOSPITAL		22	1	4%	23
MADISON COUNTY MEMORIAL HOSP		12	11	48%	23
EASYCARE WALK-IN CLINIC		11	12	52%	23
EGL GENETIC DIAGNOSTICS		1	22	96%	23
NEW JERSEY		22	1	4%	23
NORTH FLORIDA PEDIATRICS - JACKSONVILLE		21	2	9%	23
FLAGLER HOSPITAL INC	2		21	91%	23
PARK WEST MEDICAL CENTER		22	1	4%	23
UF HEALTH NORTH JACKSONVILLE			23	100%	23
MILLENNIUM PHYSICIAN GROUP LLC		19	4	17%	23
INSTITUTE OF PATHOLOGY KINGS COUNTY		23			23
UNIVERSITY HILLS HEALTH AND REHABILITATION CENTER		18	5	22%	23
ISLAND COAST PEDIATRICS PA		22	1	4%	23
COLONY CARE CENTER		14	9	39%	23
SAFARI PEDIATRICS PA		22	1	4%	23
COLORADO DEPARTMENT OF HEALTH LABORATORY SERVICES DIVISION			23	100%	23
WUESTHOFF MEDICAL CENTER-MELBOURNE			23	100%	23
THE WATERMARK AT VISTAWILLA		23			23
THE RESIDENCE AT TIMBER PINES		23			23
WEST VOLUSIA FAMILY AND SPORTS MEDICINE		23			23
UR CARE FAMILY AND SPORTS MEDICINE			23	100%	23
SUNQUEST		3	20	87%	23
CROSSROADS URGENT CARE		14	9	39%	23
LABORATORY ALLIANCE OF CENTRAL NEW YORK		22	1	4%	23
EMERITUS AT NAPLES	1	22			23
EBEIDS MD PEDIATRICS		19	3	14%	22
RESIDENCE AT BAY VUE		21	1	5%	22
SARASOTA MEMORIAL NURSING & REHABILITATION CTR		22			22
FAST PACE MEDICAL CLINIC		20	2	9%	22
TALLAHASSEE DEVELOPMENTAL CENTER☐		22			22
CHIPOLA MEDICAL ASSOCIATES		4	18	82%	22

# COVID-19: testing by laboratory

Data through Jan 15, 2021 verified as of Jan 16, 2021 at 09:25 AM

Data in this report are provisional and subject to change.

The numbers in the table below represent the number of Florida and non-Florida residents for whom test results were received by the Department of Health. A person can be tested by more than one laboratory and can have both positive and negative results. **Therefore, the sum of the numbers in each column will be larger than the total number of people tested.**

Reporting lab	Inconclusive	Negative	Positive	Percent positive	Total
FINLAY C. LABORATORY		3	19	86%	22
MADISON COUNTY MEMORIAL HOSPITAL LABORATORY		14	8	36%	22
MOBILE DIVISION LABORATORY		7	15	68%	22
VETERANS AFFAIRS MEDICAL CENTER - NEW YORK HARBOR		21	1	5%	22
WARDE MEDICAL LABORATORY		15	7	32%	22
MAYO CLINIC JACKSONVILLE		1	21	95%	22
DIACARTA INC.		22			22
GASTROENTEROLOGY ASSOCIATES OF PENSACOLA PA		20	2	9%	22
FIRST CHOICE PEDIATRICS LOOP		20	2	9%	22
GOOD SAMARITAN HOSPITAL LABORATORY		19	3	14%	22
BRANDON COMMUNITY HEALTH CENTER		14	8	36%	22
ROCKLEDEGE REGIONAL MEDICAL CENTER		17	5	23%	22
LAKEVIEW HEALTH CARE SYSTEMS		8	14	64%	22
CHILDREN'S MEDICAL CENTER			22	100%	22
STAT ONE URGENT CARE CENTER			22	100%	22
PANCARE HEALTH - BONIFAY K-8			22	100%	22
WESTPAC LABS		1	21	95%	22
ALAN A SMITH MD LLC		21	1	5%	22
HEALTHPARK MEDICAL CENTER ABG LAB		21	1	5%	22
MERCY MEDICAL URGENT CARE CENTER INC		3	19	86%	22
FLORIDA PEDIATRICS		6	16	73%	22
APOLLO SURGERY CENTER		20	2	9%	22
SUMTER PEDIATRICS		21	1	5%	22
NORTH CAROLINA DEPARTMENT OF HEALTH & HUMAN SERVICES			22	100%	22
BROOKDALE UNIVERSITY HOSPITAL		21	1	5%	22
BETHUNE-COOKMAN UNIVERSITY		4	18	82%	22
ASHTON PLACE	2	16	4	18%	22
FLORIDA DEPARTMENT OF HEALTH IN WALTON COUNTY		18	4	18%	22
HAZELDEN FLORIDA		22			22
LAKELAND REGIONAL HEALTH PABLO		21	1	5%	22
COASTAL SKIN SURGERY AND DERMATOLOGY		15	7	32%	22
UNION CHD		20	2	9%	22
TEN HEALTHCARE		6	16	73%	22
URGENT CARE USA			21	100%	21
FAMILY CARE PARTNERS URGENT CARE LLC		15	6	29%	21
AMMON ANALYTICAL LABORATORIES		18	3	14%	21
ADVENT HEALTH - DELTONA ER		7	14	67%	21
BROWARD HEALTH IMPERIAL POINT NURSING			21	100%	21
ST PETER'S BENDER LABORATORY		21			21
WEISS PEDIATRIC CARE LLC		14	7	33%	21
BLISS HEALTHCARE SERVICES		7	14	67%	21
AMERICAN ESOTERIC LABORATORIES		6	15	71%	21
ALABAMA CLINICS		9	12	57%	21
INTERNATIONAL MEDICAL LABORATORY INC		21			21
EPIC REFERENCE LABS INC			21	100%	21
GREEN GABLES ASSISTED LIVING FACILITY		21			21
HUNT CLUB PEDIATRIC ASSOCIATES LLC		19	2	10%	21

# COVID-19: testing by laboratory

Data through Jan 15, 2021 verified as of Jan 16, 2021 at 09:25 AM

Data in this report are provisional and subject to change.

The numbers in the table below represent the number of Florida and non-Florida residents for whom test results were received by the Department of Health. A person can be tested by more than one laboratory and can have both positive and negative results. **Therefore, the sum of the numbers in each column will be larger than the total number of people tested.**

Reporting lab	Inconclusive	Negative	Positive	Percent positive	Total
ST JUDE CHILDRENS RESEARCH HOSPITAL		21			21
PATHGROUP			21	100%	21
PHYSICIANS CARE		18	3	14%	21
ARDEN COURTS OF WINTER SPRINGS		18	3	14%	21
PROFESSIONAL PEDIATRICS		19	2	10%	21
PHYSICIANS STAT		2	19	90%	21
MINUTECLINIC DIAGNOSTIC OF KANSAS, PA		19	2	10%	21
CLINICAL PATHOLOGY LABORATORIES SOUTHEAST			21	100%	21
PRIME CARE ONE LLC/HARBORCHASE OF VENICE			21	100%	21
UPMC CHAUTAUQUA AT WCA LABORATORY		20	1	5%	21
ELAN SPANISH SPRINGS		4	17	81%	21
WINDERMERE MEDICAL CENTER		18	3	14%	21
NAPHCARE, INC.		11	10	48%	21
JOHNS HOPKINS CHILDREN'S HOSPITAL			21	100%	21
NICEVILLE URGENT CARE			21	100%	21
LUTHERAN HAVEN EXTENDED CONGREGATE CAR		21			21
STEWART MELBOURNE HOSPITAL			21	100%	21
FLORIDA PEDIATRIC GROUP PA		19	2	10%	21
SPANISH RIVER HIGH SCHOOL ESE		18	3	14%	21
MARION PEDIATRICS PA		16	5	24%	21
SUNSHINE ASSISTED LIVING		21			21
MINUTE CLINIC DIAGNOSTIC OF SC, LLC #75		20	1	5%	21
CONNECTDX		5	15	75%	20
MEDICAL EXPRESS CORP		18	2	10%	20
MINUTECLINIC, LLC #08366		15	5	25%	20
COUNTY OF LOS ANGELES			20	100%	20
LAKE WORTH MANOR		19	1	5%	20
ST PETERSBURG PEDIATRICS-SEMINOLE		17	3	15%	20
GLEN COVE HOSPITAL		20			20
CARENOW - DOWNTOWN NORTH GULCH		20			20
HENDRY REGIONAL CORPORATE HEALTH			20	100%	20
ENGLEWOOD HOSPITAL AND MEDICAL CENTER		16	4	20%	20
SOUTHEASTERN OUTPATIENT SURGERY CENTER		19	1	5%	20
CENTRAL FLORIDA HEALTH CARE INC		2	18	90%	20
LYSTER ACH FT RUCKER AL		17	3	15%	20
TGH MEDICAL GROUP LABORATORY CARROLLWOOD			20	100%	20
NATIONAL MENTOR HEALTHCARE LLC			20	100%	20
HEARTLAND HEALTHCARE AND REHAB CENTER			20	100%	20
Wiregrass Rehabilitation Center and Nursing Home		20			20
BROOKWOOD BAPTIST MEDICAL CENTER		19	1	5%	20
BAY PEDIATRICS PA		18	2	10%	20
INTERCOASTAL MEDICAL GROUP			20	100%	20
ADVENT HEALTH EXPRESS		9	11	55%	20
PONCE PLAZA NURSING & REHAB CENTER		4	16	80%	20
ROCKLEDGE FAMILY HEALTH			20	100%	20
LONG TERM CARE OF GULF BREEZE LLC		17	3	15%	20
REDITUS LABORATORIES			20	100%	20



# COVID-19: testing by laboratory

Data through Jan 15, 2021 verified as of Jan 16, 2021 at 09:25 AM

Data in this report are provisional and subject to change.

The numbers in the table below represent the number of Florida and non-Florida residents for whom test results were received by the Department of Health. A person can be tested by more than one laboratory and can have both positive and negative results. **Therefore, the sum of the numbers in each column will be larger than the total number of people tested.**

Reporting lab	Inconclusive	Negative	Positive	Percent positive	Total
POINT OF CARE CLINICS PRIMARY CARE		20			20
MINUTE CLINIC, LLC DBA MINUTECLINIC #4505		19	1	5%	20
HEALTHY MINORS, LLC.		20			20
MID FLORIDA PATHOLOGY LLC		19	1	5%	20
FLORIDA HOSPITAL LABS		11	9	45%	20
SYNIVERSE WELLNESS CENTER		17	3	15%	20
NOVANT HEALTH		15	5	25%	20
CL BRUMBACK PRIMARY CARE CLINIC LANTANA		2	18	90%	20
NCHD		7	13	65%	20
GULFSIDE HOSPICE INC		17	3	15%	20
PALMETTO PEDIATRICS			20	100%	20
URGENT CARE CENTER			20	100%	20
GARDENS HEALTH NH LLC		20			20
MEDEXPRESS - BLOOMIN BRANDS		4	15	79%	19
PENNSYLVANIA DEPARTMENT OF HEALTH BUREAU OF LABORATORIES			19	100%	19
APOLLO HEALTH & REHABILITATION		14	5	26%	19
PALMS MEDICAL GROUP - LAKE CITY WEST		3	16	84%	19
VIRTUA		15	4	21%	19
Kindred Hospital South Florida Hollywood SNU		18	1	5%	19
NO NAME		8	11	58%	19
INTEGRATED REGIONAL LABORATORIES - LARGO			19	100%	19
81ST MEDICAL GROUP			19	100%	19
CANTON-POTSDAM HOSPITAL LABORATORY		19			19
ADVENTHEALTH MEDICAL GROUP FAMILY MEDICINE		19			19
LAKE PLACID HEALTH AND REHABILITATION			19	100%	19
LIFE CARE CENTER OF JACKSONVILLE□			19	100%	19
EMERGENCY PHYSICIANS MEDICAL CENTER LLC		10	9	47%	19
Summit Medical Group Westfield Lab		18	1	5%	19
JEFFERSON K-12, A SOMERSET SCHOOL- CLINIC		16	3	16%	19
ELAN BUENA VISTA		13	6	32%	19
TOTAL ACCESS URGENT CARE			19	100%	19
MED HEALTH SERVICES		18	1	5%	19
BAYVIEW MEDICAL		19			19
ACCESS 365 URGENT CARE		7	12	63%	19
SAMIR EBEID MD		19			19
PANCARE HEALTH - BAY COUNTY - YOUNGSTOWN		17	2	11%	19
NANO HEALTH ASSOCIATES LLC		19			19
SHORE MEMORIAL HOSPITAL		16	3	16%	19
MAGNOLIA PEDIATRICS		2	17	89%	19
HUNTINGTON STATION URGENT CARE		18	1	5%	19
STEWART MEDICAL GROUP INC			19	100%	19
STONE WASH CLINICAL LABORATORIES		2	17	89%	19
PINES NURSING HOME		18	1	5%	19
ESOTERIX GENETIC LABORATORIES		16	3	16%	19
DCH REGIONAL MEDICAL CENTER LABORATORY		18	1	5%	19
LAB INTERMARKET FACILITY LAB		1	18	95%	19
MIAMI CLINICAL RESEARCH CORP			19	100%	19

# COVID-19: testing by laboratory

Data through Jan 15, 2021 verified as of Jan 16, 2021 at 09:25 AM

Data in this report are provisional and subject to change.

The numbers in the table below represent the number of Florida and non-Florida residents for whom test results were received by the Department of Health. A person can be tested by more than one laboratory and can have both positive and negative results. **Therefore, the sum of the numbers in each column will be larger than the total number of people tested.**

Reporting lab	Inconclusive	Negative	Positive	Percent positive	Total
COMMUNITY MEDICAL CARE CENTER INC			19	100%	19
SEVEN RIVERS REGIONAL MEDICAL CENTER		5	14	74%	19
STUART REHABILITATION AND HEALTHCARE		5	13	72%	18
LODGE HEALTH AND REHABILITATION CENTER, THE		17	1	6%	18
ARTHREX MEDICAL CENTER		10	8	44%	18
HOWARD BEACH URGENT CARE		18			18
DEPT OF VA MEDICAL CENTER - BAY PINES			18	100%	18
DAVID LAWRENCE CENTER		15	3	17%	18
ESTATES MEDICAL CENTER		12	6	33%	18
FLORIDA COMMUNITY HEALTH CENTER OF ST. LUCIE		1	17	94%	18
GENERAL INTERNAL MEDICINE MEDICAL CTR CLINIC		13	5	28%	18
ASURANCE SCIENTIFIC LABORATORIES		18			18
TOTAL RENAL LABORATORIES INC		13	5	28%	18
THE TRADITION OF THE PALM BEACHES		17	1	6%	18
SUMMIT MEDICAL GROUP - 75 E NORTHFIELD		16	2	11%	18
MEDEXPRESS URGENT CARE - BLOOMINGTON		16	2	11%	18
CARESPOT		1	17	94%	18
TPCA CLINICAL LABORATORIES		15	3	17%	18
UNIV OF NORTH ALABAMA HEALTH CENTER		18			18
LONG BEACH URGENT CARE		18			18
HARTFORD HOSPITAL ANCILLARY LAB		17	1	6%	18
SURFSIDE URGENT CARE		11	7	39%	18
FORT SANDERS REGIONAL LABORATORY		18			18
PRIMECARE OF DOTHAN-DALEVILLE CLINIC		14	4	22%	18
MARTHA'S HOUSE & ASSISTED LIVING FACILITY		18			18
UM MILLER SCHOOL OF MEDICINE			18	100%	18
MOORINGS PARK OAKSTONE AT GREY OAKS		17	1	6%	18
ADVENTHEALTH EXPRESS CARE AT			18	100%	18
SOUTHCORP LABORATORY		2	16	89%	18
CARE 4 U MANAGEMENT, INC			18	100%	18
CLERMONT ADVENTHEALTH CENTRA CARE			18	100%	18
CARESPOT OF NOCATEE			18	100%	18
FAMILY CARE CYPRESS CREEK		1	17	94%	18
NORTH PINELLAS CHILDRENS MEDICAL CENTER			18	100%	18
MARION COUNTY HEALTH DEPARTMENT		17	1	6%	18
HARBOUR ISLAND PEDIATRICS		12	6	33%	18
MADISON CORE LABORATORIES		17	1	6%	18
OAKMONTE VILLAGE		17	1	6%	18
ADVENT HEALTH CENTRA CARE - LAKE BUENA VISTA			18	100%	18
BOZEMAN HEALTH DEACONESS HOSPITAL		13	5	28%	18
XPRESS WELLNESS URGENT CARE			18	100%	18
BROOKDALE OF SPRING HILL	1	17			18
ASSISTED LIVING OF BROWARD		18			18
JACKSON NORTH MEDICAL CENTER		2	16	89%	18
MARATHON HEALTH FOR LIFE		16	2	11%	18
HARMONY HEALTH OPCO, LLC		15	3	17%	18
HEALTH MED CENTERS		18			18

# COVID-19: testing by laboratory

Data through Jan 15, 2021 verified as of Jan 16, 2021 at 09:25 AM

Data in this report are provisional and subject to change.

The numbers in the table below represent the number of Florida and non-Florida residents for whom test results were received by the Department of Health. A person can be tested by more than one laboratory and can have both positive and negative results. **Therefore, the sum of the numbers in each column will be larger than the total number of people tested.**

Reporting lab	Inconclusive	Negative	Positive	Percent positive	Total
CARDIOLOGY AND MEDICINE ASSOCIATES INC		18			18
GOOD SAMARITAN SOCIETY OF DAYTONA		16	2	11%	18
TIMBERLANE LODGE ALF	1	10	7	39%	18
BRIDGEWAY HEALTH CLINICS INC			17	100%	17
WALGREENS COVID-19		14	3	18%	17
MICHIGAN DEPARTMENT OF HEALTH AND HUMAN SERVICES			17	100%	17
MORNINGSIDE MANOR & VILLA ADULT CARE C		17			17
HEALTHCARE NOW			17	100%	17
BAYCARE MEDICAL GROUP INC			17	100%	17
BAHIA OAKS LODGE		16	1	6%	17
RESOLVE MOLECULAR DIAGNOSTICS		13	4	24%	17
BIOREFERENCE LABORATORIES INC		3	14	82%	17
MID-FLORIDA PATHOLOGY, LLC		12	5	29%	17
CAPE CORAL HOSPITAL ABG LABORATORY		10	7	41%	17
LONG TERM CARE OF JAY, LLC			17	100%	17
Salerno Bay Health & Rehabilitation Center		13	4	24%	17
JUPITER MEDICAL CENTER			17	100%	17
URGENT CARE WEST CLINIC		14	3	18%	17
MINUTECLINIC DIAGNOSTIC OF MICHIGAN		15	2	12%	17
COMMONWEALTH OF MASSACHUSETTS			17	100%	17
THE CANOPY AT HARPER LAKE	1		16	94%	17
URGENT CARE AT LONGWOOD			17	100%	17
ST. JUDES LABORATORIES		12	5	29%	17
WINTER PARK FAMILY PRACTICE LLC		17			17
KIVA AT CANTERBURY			17	100%	17
PARKSIDE HEALTH AND REHABILITATION CENTER			17	100%	17
WALGREEN EASTERN CO, INC		17			17
DALE MEDICAL CENTER		12	5	29%	17
ASCENSION ST VINCENT'S PRIMARY CARE			17	100%	17
NEW YORK PRESBYTERIAN - ALLEN HOSPITAL		17			17
ALL PEDIATRIC CARE			17	100%	17
MICHELLE S PAGE MD PA		17			17
MD BEAUTY LABS, PA		16	1	6%	17
URGENT FAMILY CARE INC		14	3	18%	17
TENNESSEE DEPARTMENT OF HEALTH		13	4	24%	17
ROSLYN URGENT CARE		17			17
TIFFANY LAKE CARE CENTERS INC		17			17
UVMC MICROBIOLOGY		16	1	6%	17
CONSOLIDATED LAB SERVICES		8	9	53%	17
ST ELIZABETH MEDICAL CENTER LABORATORY		16	1	6%	17
BAY BREEZE HEALTH AND REHABILITATION CENTER		9	8	47%	17
COAST MED URGENT CARE		16	1	6%	17
HEALTH CENTRAL HOSPITAL			16	100%	16
MD NOW MEDICAL CENTERS INC			16	100%	16
XERA MED RESEARCH			16	100%	16
ERIC C MARSHAL MD, PC DBA MINUTECLINIC		15	1	6%	16
CAREHERE LAKE SCHOOLS EMPLOYEE HEALTH CENTER		10	6	38%	16

# COVID-19: testing by laboratory

Data through Jan 15, 2021 verified as of Jan 16, 2021 at 09:25 AM

Data in this report are provisional and subject to change.

The numbers in the table below represent the number of Florida and non-Florida residents for whom test results were received by the Department of Health. A person can be tested by more than one laboratory and can have both positive and negative results. **Therefore, the sum of the numbers in each column will be larger than the total number of people tested.**

Reporting lab	Inconclusive	Negative	Positive	Percent positive	Total
COOPER HEALTHCARE		16			16
CRUCIAL CARE		10	6	38%	16
SRMC AVALON		9	7	44%	16
BUREAU OF PUBLIC HEALTH		1	15	94%	16
HALIFAX HEALTH URGENT CARE		2	14	88%	16
PINELLAS INTERNAL MEDICINE ASSOCIATES		15	1	6%	16
PRO HEALTH FAMILY PHYSICIANS, NYSTROM		16			16
GROWING TOGETHER PEDIATRICS, LLC		12	4	25%	16
FORT CAROLINE GARDENS, INC		14	2	13%	16
ALL FLORIDA FAMILY & SPORTS MEDICINE		15	1	6%	16
INTERNAL MEDICINE ASSOCIATES & SPECIALTIES INC		15	1	6%	16
DARDEN WELLNESS CENTER		13	3	19%	16
MEDEXPRESS URGENT CARE LEWISBURG		15	1	6%	16
JOSEPH MIGNOGNA		13	3	19%	16
MORRIS PARK URGENT CARE		13	3	19%	16
CAREHERE- LCS LEESBURG			16	100%	16
PROFESSIONAL PARK PEDIATRICS PA			16	100%	16
EXPRESS DOCS LLC			16	100%	16
AMELIA ASSISTED LIVING FACILITY		16			16
OKEECHOBEE HEALTHCARE FACILITY			16	100%	16
ARCPOINT LABS OF WEST PALM BEACH			16	100%	16
HUNT CLUB MEDICAL		12	4	25%	16
BAY STREET PHARMACY☐		16			16
GRACE MEDICAL HOME		12	4	25%	16
BONIFAY NURSING AND REHABILITATION CENTER			16	100%	16
ROADS PEDIATRICS,LLC		14	2	13%	16
ST CATHERINE OF SIENA HOSPITAL		14	2	13%	16
KEYSTYLE LIVING LLC	1	15			16
OCOEE PEDIATRICS		13	3	19%	16
REGENCY OAKS HEALTH CENTER		14	2	13%	16
MONROE COUNTY DETENTION CENTER			16	100%	16
FAST TRACK URGENT CARE CENTER - TYRONE			16	100%	16
URGENT CARE CLINIC OF LINCOLN		14	2	13%	16
MILLENNIUM PHYSICIAN GRP LLC NAPLES PINE RIDGE			16	100%	16
REGENEXX TAMPA BAY		14	2	13%	16
ADVENT HEALTH - ZEPHYRHILLS			16	100%	16
FUNGAL REFERENCE LABORATORY		12	4	25%	16
SHELBY BAPTIST MEDICAL CENTER		11	5	31%	16
MD PLUS URGENT CARE, LLC			16	100%	16
UAH STUDENT HEALTH CENTER		10	5	33%	15
DEPT OF VA MED CENTE-WEST PALM BEACH			15	100%	15
HODGES CLUSTER		2	13	87%	15
MEADOWCREST MOLECULAR DIAGNOSTICS, LLC			15	100%	15
ORLANDO HEALTH		2	13	87%	15
ST VINCENT'S EAST		14	1	7%	15
SINAI HOSPITAL OF BALTIMORE		15			15
SPEARHEAD MEDICAL			15	100%	15

# COVID-19: testing by laboratory

Data through Jan 15, 2021 verified as of Jan 16, 2021 at 09:25 AM

Data in this report are provisional and subject to change.

The numbers in the table below represent the number of Florida and non-Florida residents for whom test results were received by the Department of Health. A person can be tested by more than one laboratory and can have both positive and negative results. **Therefore, the sum of the numbers in each column will be larger than the total number of people tested.**

Reporting lab	Inconclusive	Negative	Positive	Percent positive	Total
FAMILY CARE CENTER OF ARLINGTON		10	5	33%	15
Z UROLOGY		15			15
ST PETERSBURG PEDIATRICS-MLK JUNIOR BLVD		13	2	13%	15
WELLINGTON FAMILY PRACTICE		13	2	13%	15
BROOKDALE BRANDON	1	14			15
LIGHTHOUSE PEDIATRICS OF NAPLES		11	4	27%	15
MINUTECLINIC DIAGNOSTIC OF NORTH CAROLINA		15			15
MILTON 4707		15			15
Bon Secours Maria Manor		11	4	27%	15
REGENCY SQUARE MALL - SEARS		2	13	87%	15
HOLLEY-NAVARRE MEDICAL CLINIC		5	10	67%	15
HELIX DIAGNOSTICS			15	100%	15
DIATHERIX		13	2	13%	15
KEY WEST MEDICAL CENTER	1	14			15
FAMILY AND INTERNAL MEDICINE AT AVALON PARK		12	3	20%	15
NOVANT HEALTH GOHEALTH URGENT CARE-HARRISBURG		8	7	47%	15
AURORA DIAGNOSTICS		3	12	80%	15
ADIRONDACK MEDICAL CENTER		15			15
SOUTH CAROLINA DEPT OF HEALTH AND ENVIRONMENT CONTROL		2	13	87%	15
TOTTENVILLE CIRCLE URGENT CARE		15			15
PANAMA CITY VITAS HOSPICE		15			15
Clearwater Center		7	8	53%	15
CHILDRENS MEDICAL CENTER			15	100%	15
TELEVISIT MALABAR PEDIATRICS		5	10	67%	15
MASSACHUSETTS GENERAL HOSPITAL		1	14	93%	15
Sovereign Laboratory Services, LLC		14	1	7%	15
CVS MINUTE CLINIC DIAGNOSTIC OF NORTH CAROL		13	2	13%	15
EXPRESS FAMILY CARE LLC			15	100%	15
HIGHLANDS URGENT CARE			15	100%	15
49D2045214PHYSICIAN OFFICE-WAIVER-MEDEXPRESS URGENT CARE - HARRISONBU		6	9	60%	15
OLIVE BRANCH HEALTH AND REHABILITATION CENTER			15	100%	15
VALLEY IMMEDIATE CARE		13	2	13%	15
MARQUES PEDIATRICS			15	100%	15
NEWYORK-PRESBYTERIAN/ LAWRENCE HOSPITAL LABORATORY		13	2	13%	15
JESSIE TRICE COMMUNITY HEALTH SYSTEM, INC		1	14	93%	15
FLORIDA ENDOSCOPY & SURGERU CTR LLC		15			15
ROWLETT MIDDLE ACADEMY		13	2	13%	15
EASTLAKE PEDIATRICS - TRINITY		15			15
BROOKDALE ST AUGUSTINE			15	100%	15
GLEN OAKS URGENT CARE		15			15
Baldwin Pediatrix		13	2	13%	15
Belleair Healthcare Center		8	6	43%	14
WINSHIPS PHARMACY INC		14			14
OSCEOLA ALF OPERATOR, LLC DBA□		14			14
BAPTIST PRIMARY BLACK CREEK SOUTH			14	100%	14
ST JOHNS COUNTY DETENTION CENTER		14			14
PATHLINE			14	100%	14



# COVID-19: testing by laboratory

Data through Jan 15, 2021 verified as of Jan 16, 2021 at 09:25 AM

Data in this report are provisional and subject to change.

The numbers in the table below represent the number of Florida and non-Florida residents for whom test results were received by the Department of Health. A person can be tested by more than one laboratory and can have both positive and negative results. **Therefore, the sum of the numbers in each column will be larger than the total number of people tested.**

Reporting lab	Inconclusive	Negative	Positive	Percent positive	Total
BIO-TECH CLINICAL LABORATORIES INC		14			14
ALBIBI		1	13	93%	14
RAINBOW PEDIATRICS		1	13	93%	14
TRINITY MEDICAL ASSOCIATES LLC			14	100%	14
IMA MEDICAL CENTER		5	9	64%	14
PROMEDICA LABORITORIES		11	3	21%	14
HEALTHFIRST ADVENT HEALTH CENTRA CARE COCOA BEACH			14	100%	14
ASTORIA HEALTH AND REHABILITATION CENTER		13	1	7%	14
PRATTVILLE BAPTIST HOSPITAL		11	3	21%	14
ALAN L MELOTEK MD		14			14
NORTHWESTERN MEMORIAL HOSPITAL			14	100%	14
NEW YORK METHODIST HOSPITAL		13	1	7%	14
CHARLOTTE CHD PORT CHARLOTTE		11	3	21%	14
SOUTHEASTERN UNIVERSITY INC		14			14
WALK IN URGENT CARE			14	100%	14
FLORIDA ATLANTIC UNIVERSITY		12	2	14%	14
MEDEMERGE		13	1	7%	14
POLK CHD BARTOW		13	1	7%	14
WELLMED AT LAKE COPELAND		8	6	43%	14
SIGNATURE HEALTHCARE OF ORANGE PARK		14			14
BAYLOR GENETICS		6	8	57%	14
AUBURN COMMUNITY HOSPITAL		12	2	14%	14
BVL PEDIATRICS		14			14
ADVENTHEALTH MEDICAL GROUP FAMILY & INTERNAL		8	6	43%	14
MINUTECLINIC DIAGNOSTIC OF ILLINOIS L		12	2	14%	14
ADVANCED URGENT CARE		12	2	14%	14
STATEN ISLAND UNIVERSITY HOSPITAL		13	1	7%	14
BENTON HOUSE OF PORT ORANGE		8	6	43%	14
ROBERT WOOD JOHNSON UNIVERSITY HOSP		12	2	14%	14
MINUTECLINIC DIAGNOSTIC OF TN PC #378		13	1	7%	14
ROBERT H JENKINS JR VETERANS' DOMICILIARY HOME OF		11	3	21%	14
BAPTIST MEDICAL CENTER EAST		11	3	21%	14
BOCA SIMON		2	12	86%	14
MEDEXPRESS URGENT CARE, MOON TOWNSHIP		13	1	7%	14
M&V SAN JOSE MEDICAL CENTER			14	100%	14
COLLEGE POINT URGENT CARE		12	2	14%	14
OCEANSIDE URGENT CARE		14			14
FLORIDA HOSPITAL WINTER GARDEN		13	1	7%	14
CLEVELAND CLINIC			14	100%	14
ST JOSEPH HOSPITAL		13	1	7%	14
Wesley Place on Honeysuckle		12	2	14%	14
MULBERRY'S MOBILE PROVIDER SERVICES LLC			14	100%	14
GRAND VILLA OF ST. PETERSBURG		12	2	14%	14
AVOW HOSPICE INC		14			14
EPIPHANY HEALTH		8	6	43%	14
Consulate Health Care of Jacksonville			14	100%	14
TOTAL CARE PLUS LLC			13	100%	13

# COVID-19: testing by laboratory

Data through Jan 15, 2021 verified as of Jan 16, 2021 at 09:25 AM

Data in this report are provisional and subject to change.

The numbers in the table below represent the number of Florida and non-Florida residents for whom test results were received by the Department of Health. A person can be tested by more than one laboratory and can have both positive and negative results. **Therefore, the sum of the numbers in each column will be larger than the total number of people tested.**

Reporting lab	Inconclusive	Negative	Positive	Percent positive	Total
BROOKDALE MANDARIN CENTRAL			13	100%	13
UNIVERSITY HOSPITAL UC HEALTH		9	4	31%	13
SHELBY COUNTY HEALTH CARE CORPORATION		10	3	23%	13
CORE LABORATORY		1	12	92%	13
BRYAN WHITFIELD MEMORIAL HOSPITAL		8	5	38%	13
JUST FOR KIDS PEDIATRICS		5	8	62%	13
RIVERSIDE COTTAGES AT THE SHORES, LLC			13	100%	13
CLINICAL LABORATORY SERVICES			13	100%	13
GERALD J KIVETT MD		13			13
SOUTH NASSAU COMMUNITIES HOSPITAL		10	3	23%	13
HUDSON VALLEY HOSPITAL CENTER LABORATORY		12	1	8%	13
MINUTECLINIC DIAGNOSTICS MEDICAL GROUP		12	1	8%	13
DYNAMIC DNA LAB		1	12	92%	13
BETHESDA HEALTH PHYSICIAN GROUP INC			13	100%	13
IN-OFFICE LAB		12	1	8%	13
CLEVELAND CLINIC FLORIDA		1	12	92%	13
THE LODGE AND REHABILITATION CENTER		6	7	54%	13
ODYSSEY HEALTHCARE OF MARION COUNTY, LLC		13			13
ORANGE REGIONAL MEDICAL CENTER LABORATORY		10	3	23%	13
ROCKLEDGE		3	10	77%	13
JOSEPH SCHENKER MD PC DBA CENTERS URGENT		11	2	15%	13
UNIVERSITY LAB			13	100%	13
PARKWEST MEDICAL CENTER		11	2	15%	13
BROOKLYN HOSPITAL CENTER DOWNTOWN CAMPUS		13			13
MACKOUL PEDIATRICS FORT MYERS			13	100%	13
Sunnyside Care Center		13			13
CAREATC			13	100%	13
CENTER ONE SURGERY CENTER		9	4	31%	13
OPIS ISLAND LAKE CENTER		13			13
MONTEFIORE ST LUKE'S CORNWALL HOSPITAL		10	3	23%	13
CERON PEDIATRICS & INTEGRATIVE MEDICIN		13			13
Cross Care Center			13	100%	13
OPTUMCARE SOUTH FLORIDA, LLC		9	4	31%	13
MCWHORTER SCHOOL OF PHARMACY		13			13
BAYCARE HEALTH SYSTEMS, LLC			13	100%	13
TEXAS DEPARTMENT OF STATE HEALTH SERVICES		3	10	77%	13
BASSETTI & ASSOCIATES, MD, PA			13	100%	13
UC HEALTH UNIVERSITY HOSPITAL		11	2	15%	13
SILVER LAKE PEDIATRICS PA		11	2	15%	13
SPRINGWOOD COURT		8	5	38%	13
NORTHWEST FLORIDA SLEEP		1	12	92%	13
BROOKDALE DELAND			13	100%	13
CVS MINUTE CLINIC DIAGNOSTIC OF TEXAS LLC		10	3	23%	13
ROCKLAND URGENT CARE FAMILY HEALTH NP		13			13
BAYA URGENT CARE LLC		1	12	92%	13
CAN COMMUNITY HEALTH		13			13
BAPTIST MEMORIAL HEALTH CARE		11	2	15%	13

# COVID-19: testing by laboratory

Data through Jan 15, 2021 verified as of Jan 16, 2021 at 09:25 AM

Data in this report are provisional and subject to change.

The numbers in the table below represent the number of Florida and non-Florida residents for whom test results were received by the Department of Health. A person can be tested by more than one laboratory and can have both positive and negative results. **Therefore, the sum of the numbers in each column will be larger than the total number of people tested.**

Reporting lab	Inconclusive	Negative	Positive	Percent positive	Total
PERDIDO URGENT CARE		1	12	92%	13
KRYSTAL BAY NURSING AND REHABILITATION		10	3	23%	13
LUCID DIAGNOSTICS LABS			13	100%	13
MIGUEL E TREVINO MD PA		10	3	23%	13
SONATA BOYNTON BEACH		12	1	8%	13
FLORIDA STATE HOSPITAL			13	100%	13
ESCAMBIA COMMUNITY CLINIC		2	11	85%	13
FORT WALTON BEACH DEVELOPMENTAL CENTER		12	1	8%	13
MINUTECLINIC DIAGNOSTIC OF HAWAII LLC		12	1	8%	13
EAR NOSE & THROAT ASSOCIATES OF MANATEE PA		13			13
URGENT TEAM		10	3	23%	13
SOUTHEAST FAMILY HEALTHCARE CENTER			13	100%	13
MINUTECLINIC DIAGNOSTIC OF RHODE ISLAND, LLC #590		12	1	8%	13
HOLIDAY MEDICAL ASSOCIATES		1	12	92%	13
PHELPS HOSPITAL LABORATORY		11	2	15%	13
VILLA OF KINGS AND QUEENS OF DELRAY		13			13
VPA PC LAB		12			12
VERITAS RESEARCH CORP			12	100%	12
ST PETER'S UNIVERSITY HOSPITAL		9	3	25%	12
COMPREHENSIVE CHILDCARE ASSOCIATES		8	4	33%	12
WALGREEN		4	8	67%	12
MINUTECLINIC, LLC, DBA MINUTECLINIC #5		10	2	17%	12
ARDEN COURTS OF LELY PALMS		11	1	8%	12
WORLD WRESTLING ENTERTAINMENT			12	100%	12
SUWANNEE COUNTY JAIL		11	1	8%	12
OHIO CVS STORES, LLC DBA		11	1	8%	12
BHA CENTRAL COUNTY CLINIC		1	11	92%	12
MINUTECLINIC DIAGNOSTIC OF PENNSYLVANI		12			12
ACADIAN DIAGNOSTIC LABORATORIES		8	4	33%	12
ADVANCE URGENT CARE CENTER, LLC			12	100%	12
PANCARE HEALTH - WEWA ELEMENTARY			12	100%	12
MINIMALLY INVASIVE VASCULAR INC		11	1	8%	12
PROHEALTH CARE ASSOCIATES MOBILE		9	3	25%	12
SUMMIT ATLANTIC SURGERY CENTER		12			12
NAPLES GREEN VILLAGE		12			12
GLEN OAKS HEALTH AND REHABILITATION CENTER			12	100%	12
MERCY MEDICAL CENTER		5	7	58%	12
FORT HAMILTON URGENT CARE		12			12
FHCP-PORT ORANGE		3	9	75%	12
ISLAND LAKE CENTER		4	8	67%	12
FLUSHING HOSPITAL MEDICAL CENTER		9	3	25%	12
BEST MEDICAL CENTER		8	4	33%	12
MAINSTREET FAMILY SELECT		1	11	92%	12
TNC WALK IN CLINIC		9	3	25%	12
MINUTECLINIC, LLC, DBA MINUTECLINIC #2544		11	1	8%	12
ALWAYS BEST CARE SENIOR SERVICES		10	2	17%	12
ADVENT HEALTH MEDICAL GROUP- FAMILY MEDICINE AT DR. PHILIPS		7	5	42%	12

# COVID-19: testing by laboratory

Data through Jan 15, 2021 verified as of Jan 16, 2021 at 09:25 AM

Data in this report are provisional and subject to change.

The numbers in the table below represent the number of Florida and non-Florida residents for whom test results were received by the Department of Health. A person can be tested by more than one laboratory and can have both positive and negative results. **Therefore, the sum of the numbers in each column will be larger than the total number of people tested.**

Reporting lab	Inconclusive	Negative	Positive	Percent positive	Total
LEON CHD		12			12
WACO HHSSURGEWACO	1	10	1	8%	12
MINUTE CLINIC DIAGNOSTIC OF NEW JERSEY		12			12
BROWARD DIALYSIS			12	100%	12
UTAH DEPARTMENT OF HEALTH			12	100%	12
Lady Lake Specialty Care			12	100%	12
ADVENT HEALTH - KISSIMMEE		3	9	75%	12
LAB UNKNOWN		1	11	92%	12
EAR NOSE AND THROAT ASSOCIATES OF MANATEE, P.A.		9	3	25%	12
MINUTECLINIC MINUTECLINIC #8746		12			12
LIFE CARE OF PORT SAINT LUCIE		3	9	75%	12
MINUTECLINIC, LLC		10	2	17%	12
MINUTECLINIC #8699		9	3	25%	12
GENTIVA HEALTH SERVICES		11	1	8%	12
WAKULLA COUNTY HEALTH DEPARTMENT		5	7	58%	12
MINUTE CLINIC DIAGNOSTIC OF VIRGINIA		9	3	25%	12
MI2297090CV HOLLAND-23D2189684		12			12
MELBOURNE FAMILY PRACTICE		11	1	8%	12
IREPERTOIRE_MOL_LAB		12			12
LAKES DIALYSIS CENTER INC			12	100%	12
LAKE COUNTY SCHOOLS EMPLOYEE HEALTH CENTER		5	7	58%	12
OCALA OAKS REHABILITATION CENTER		7	5	42%	12
FAMILY CARE			12	100%	12
WOODHOUSE INC		12			12
THE PLAZA AT PARKSQUARE		12			12
Lab MSMC Hialeah			12	100%	12
FLORIDA DEPT OF HEALTH		4	8	67%	12
MAITLAND PRIMARY CARE		9	3	25%	12
MERIDIAN AT WATERWAYS, THE		10	2	17%	12
GRAND VILLA OF DELAND		9	3	25%	12
BLOUNT MEMORIAL HOSPITAL		11	1	8%	12
MEDEXPRESS URGENT CARE - ROBINSON TWP, STEUBENVILLE PIKE		11	1	8%	12
PRIMARY CARE MEDICINE	1	10	1	8%	12
OHIO STATE UNIVERSITY MEDICAL CENTER			12	100%	12
ST CLOUD MEDICAL GROUP		10	2	17%	12
ANYLABTESTNOW			12	100%	12
PREMIER URGENT CARE CENTER LLC			12	100%	12
BARTON FAMILY PRACTICE		7	5	42%	12
WELLMED AT PLANT CITY		8	4	33%	12
FLORIDA DEPARTMENT OF HEALTH IN HILLSBOROUGH COUNTY			12	100%	12
TLC FAMILY CARE HOME INC		12			12
APPLE DIAGNOSTICS LAB		5	7	58%	12
COMMUNITY HEALTH OF SOUTH FLORIDA INC			12	100%	12
BRADFORD COUNTY HEALTH DEPARTMENT		12			12
INNOVATIVE RESEARCH OF WEST FLORIDA		9	3	25%	12
MINUTECLINIC DIAGNOSTIC PA		11	1	8%	12
FAMILY HEALTH CENTER			12	100%	12

# COVID-19: testing by laboratory

Data through Jan 15, 2021 verified as of Jan 16, 2021 at 09:25 AM

Data in this report are provisional and subject to change.

The numbers in the table below represent the number of Florida and non-Florida residents for whom test results were received by the Department of Health. A person can be tested by more than one laboratory and can have both positive and negative results. **Therefore, the sum of the numbers in each column will be larger than the total number of people tested.**

Reporting lab	Inconclusive	Negative	Positive	Percent positive	Total
STEWARD MELBOURNE HOSPITAL, INC	1		11	92%	12
Citymd Of Lacey		11	1	8%	12
LONG ISLAND JEWISH VALLEY STREAM		12			12
METHODIST MEDICAL CENTER		8	3	27%	11
PREMIER LABORATORY SERVICES, LLC		5	6	55%	11
ACCESS MEDICAL CENTER			11	100%	11
MHHS All Lab Subsection		11			11
MEDEXPRESS URGENT CARE-ALTOONA		9	2	18%	11
CARESPOT EXPRESS HEALTHCARE			11	100%	11
CENTERPLACE HEALTH			11	100%	11
PINELLAS COUNTY HEALTH DEPARTMENT		2	9	82%	11
COASTAL FAMILY PRACTICE		7	4	36%	11
WOODLAND TOWERS		6	5	45%	11
MI CASA DORADA ASSISTED LIVING FACILIT		11			11
DOCTORS MEDICAL CENTER OF WALTON COUNTY CLINIC			11	100%	11
JOSEF SCHENKER MD PC		11			11
WANTAGH URGENT CARE		8	3	27%	11
MOUNT DORA PEDIATRICS		9	2	18%	11
SENIOR HOME CARE INC		11			11
UNIVERSITY CENTRA CARE		10	1	9%	11
LAKELAND HILLS CENTER		4	7	64%	11
ARDEN COURTS OF PALM HARBOR			11	100%	11
TREASURE COAST URGENT CARE			11	100%	11
AIM LABORATORIES			11	100%	11
WATSON HEALTHCARE		8	3	27%	11
PRIMECARE ACQUISITION FAMILY PRACTICE INC		11			11
COLORADO DEPARTMENT OF PUBLIC HEALTH AND ENVIRONMENT			11	100%	11
CARINGTON MANOR		11			11
DESOTO HEALTH AND REHAB LLC		7	4	36%	11
PBSO WEST PALM FAMILY PRACTICE		1	10	91%	11
WELL-BEING MEDICAL CENTER PLLC		9	2	18%	11
DIEGO FALLON MD PA		6	5	45%	11
NORTH FLORIDA EVALUATION AND TREATMENT CENTER		8	3	27%	11
BELLEVUE HOSPITAL CENTER DEPARTMENT		11			11
INTERMOUNTAIN CENTRAL LAB		1	10	91%	11
VIRTUA WEST JERSEY HOSPITAL VOORHEES		9	2	18%	11
FAMILY PRACTICE ON THE GO		6	5	45%	11
TROPICANA		5	6	55%	11
TELEVISIT PALM BAY FAMILY PRACTICE		9	2	18%	11
SIGMUND LABS LLC		11			11
PALM BEACH PATHOLOGY		9	2	18%	11
NOVALIFE MEDSPA			11	100%	11
NORTHERN WESTCHESTER HOSPITAL LABORATORY		9	2	18%	11
BAPTIST PRIMARY CARE PONTE VEDRA		6	5	45%	11
MACCLENNY NURSING AND REHAB			11	100%	11
HORIZON MEDICAL GROUP		9	2	18%	11
SOUTH LAKE PEDIATRICS		11			11



# COVID-19: testing by laboratory

Data through Jan 15, 2021 verified as of Jan 16, 2021 at 09:25 AM

Data in this report are provisional and subject to change.

The numbers in the table below represent the number of Florida and non-Florida residents for whom test results were received by the Department of Health. A person can be tested by more than one laboratory and can have both positive and negative results. **Therefore, the sum of the numbers in each column will be larger than the total number of people tested.**

Reporting lab	Inconclusive	Negative	Positive	Percent positive	Total
SOUTHEASTERN LABORATORY			11	100%	11
UMHC/SYLVESTER AT KENDALL		1	10	91%	11
WINTER PARK CARE AND REHABILITATION			11	100%	11
ALCOVE ASSISTED LIVING FACILITY		11			11
ELITE HOME HEALTH SERVICES		11			11
NIGHT LITE PEDIATRICS CENTER, LLC		1	10	91%	11
SEMORAN FAMILY HEALTH LLC		10	1	9%	11
St. Annes Nursing Center, St. Annes Residence, Inc.		11			11
STERLING HOUSE OF PUNTA GORDA		11			11
JFK MEDICAL CENTER NORTH LAB		1	10	91%	11
WHITE-WILSON MEDICAL CENTER		11			11
DMH STEINHATCHEE FAMILY MEDICINE		8	3	27%	11
FAMILY MEDICINE AT LONGWOOD			11	100%	11
FIRST CHOICE PEDIATRICS INC		10	1	9%	11
INN AT LAKE SEMINOLE SQUARE, THE		11			11
QUOTIENT SCIENCES LABS LLC			11	100%	11
REDMED CLINIC OF ARLINGTON		10	1	9%	11
MORTON PLANT MEASE			11	100%	11
MINUTECLINIC DIAGNOSTIC OF NORTH CAROLINA PC		9	2	18%	11
GUARDANT HEALTH		7	4	36%	11
CARE HERE		1	10	91%	11
MEDICAL CENTER AFFILIATES WEST PALM			11	100%	11
LEHIGH VALLEY HOSPITAL		3	8	73%	11
THE TERRACE OF SAINT CLOUD		9	2	18%	11
AVENTURA HOSPITAL AND MEDICAL CENTER			11	100%	11
MINUTECLINIC DIAGNOSTIC OF MICHIGAN PC		10	1	9%	11
CARE FAST MURABELLA		7	4	36%	11
Jupiter Medical Center Pavilion		10	1	9%	11
ILLINOIS DEPT OF PUBLIC HEALTH LAB - SPRINGFIELD			10	100%	10
LAKE NONA MEDICAL SERVICES		3	7	70%	10
ARNOT OGDEN MEDICAL CENTER LABORATORY		10			10
CVS MINUTE CLINIC		1	9	90%	10
NORTHWEST FLORIDA ENT, PA		4	6	60%	10
PRORENATA LABS		2	8	80%	10
CORONA PATHOLOGY		10			10
TENNESSEE DEPARTMENT OF HEALTH (TDH) - CENTRAL LABORATORY		2	8	80%	10
RAINBOW PEDIATRIC CENTER		2	8	80%	10
VASCONCELLO COHEN MD PA		9	1	10%	10
ISLAND COAST PEDIATRICS IN-HOUSE LAB		10			10
CARENOW URGENT CARE - EAST NASHVILLE		8	2	20%	10
ERIC C MRSHAL, MD, PC #1842		9	1	10%	10
Hialeah Nursing And Rehabilitation Center		6	4	40%	10
MOSOLF PEDIATRICS			10	100%	10
EMERALD COAST PEDIATRICS			10	100%	10
ALABAMA DEPARTMENT OF PUBLIC HEALTH		1	9	90%	10
MEDEXPRESS URGENT CARE - TIMBERLAKE		10			10
MEYER PEDIATRICS CHTD		10			10

# COVID-19: testing by laboratory

Data through Jan 15, 2021 verified as of Jan 16, 2021 at 09:25 AM

Data in this report are provisional and subject to change.

The numbers in the table below represent the number of Florida and non-Florida residents for whom test results were received by the Department of Health. A person can be tested by more than one laboratory and can have both positive and negative results. **Therefore, the sum of the numbers in each column will be larger than the total number of people tested.**

Reporting lab	Inconclusive	Negative	Positive	Percent positive	Total
BEAUMONT LABORATORY			10	100%	10
APPALACHIAN REGIONAL HEALTHCARE SYSTEM		10			10
MEDEX REGIONAL LABORATORIES LLC		1	9	90%	10
HCR MANORCARE		10			10
BROOKDALE PANAMA CITY		9	1	10%	10
COVANCE CENTRAL LABORATORY			10	100%	10
PARROTT MEDICAL CLINIC			10	100%	10
FAMILY MEDICINE AT HUNTERS CREEK		10			10
SAVANNAH MANOR ASSISTED LIVING COMMUNITY			10	100%	10
VITALANT		1	9	90%	10
CBC LAB		3	7	70%	10
ATLAN		8	2	20%	10
ADVENT HEALTH - WINTER HAVEN		6	4	40%	10
BROOKDALE PENSACOLA		10			10
NEW JERSEY DEPARTMENT OF HEALTH COMMUNICABLE DISEASE SERVICE		3	7	70%	10
MEDEXPRESS URGENT CARE PARKERSBURG		8	2	20%	10
HOLMES COUNTY HEALTH DEPARTMENT		4	6	60%	10
Maury Regional Hospital		6	4	40%	10
FLORIDA PRESBYTERIAN HOMES INC		10			10
URGENT CARE CENTER AT PINNACLE		4	6	60%	10
LAKE BALDWIN CBOC		9	1	10%	10
GADSDEN REGIONAL MEDICAL CENTER		10			10
EMERALD COAST HOSPICE - CRESTVIEW		10			10
COMMUNITY HEALTH CENTER		2	8	80%	10
PBC PREMIER FAMILY HEALTH			10	100%	10
SAMARITAN MEDICAL CENTER		10			10
ASSOCIATES MD CYPRESS CREEK			10	100%	10
CREATIVE TESTING SOLUTIONS		3	7	70%	10
Terrace of Jacksonville			10	100%	10
LAKEWOOD RANCH MEDICAL CENTER CLINICAL LAB			10	100%	10
WELLMED AT SOUTH PARSONS		8	2	20%	10
MEDEXPRESS URGENT CARE - SEMINOLE SQUA		9	1	10%	10
ONEIDA HEALTHCARE CENTER		8	2	20%	10
VETERNANS ADMINISTRATION			10	100%	10
Hackensack Umc Mountainside		9	1	10%	10
NORTH OKALOOSA PHYSICIAN GROUP		10			10
MEDICAL LABORATORY DIAGNOSTICS			10	100%	10
BIOTECH CLINICAL LABORATORIES, INC.		1	9	90%	10
PANCARE HEALTH - VERNON ELEMENTARY			10	100%	10
CLEARWATER EMPLOYEE HEALTH CLINIC		4	6	60%	10
BOCA RATON REGIONAL HOSPITAL LAB			10	100%	10
AMBRY GENETICS CORPORATION		10			10
KIDSVILLE PEDIATRICS			10	100%	10
GENESIS		7	3	30%	10
ACE BIOMEDICAL LABS LLC			10	100%	10
BROWARD HEALTH CARE			10	100%	10
CARENOW URGENT CARE-BRENTWOOD		8	2	20%	10

# COVID-19: testing by laboratory

Data through Jan 15, 2021 verified as of Jan 16, 2021 at 09:25 AM

Data in this report are provisional and subject to change.

The numbers in the table below represent the number of Florida and non-Florida residents for whom test results were received by the Department of Health. A person can be tested by more than one laboratory and can have both positive and negative results. **Therefore, the sum of the numbers in each column will be larger than the total number of people tested.**

Reporting lab	Inconclusive	Negative	Positive	Percent positive	Total
AMERICAN HEALTH ASSOCIATES INC		1	8	89%	9
CONSULATE HEALTH CARE OF PENSACOLA			9	100%	9
AVALON FAMILY RESORT ASSISTED LIVING LLC		9			9
NORTHWEST FLORIDA COMMUNITY HOSPITAL LABORATORY		8	1	11%	9
LPG PEDIATRICS AT PAGE FIELD		9			9
MINUTECLINIC DIAGNOSTIC MEDICAL GROUP		8	1	11%	9
SAMARITAN HOSPITAL LABORATORY		8	1	11%	9
PEDIATRIC HEALTH CARE ALLIANCE			9	100%	9
AESTHETIC ENHANCEMENTS		9			9
CVS MINUTE CLINIC DIAGNOSTIC OF WISCONSIN		9			9
BAYFRONT HEALTH ST PETERSBURG		8	1	11%	9
OPTIMAL CARE PEDIATRICS			9	100%	9
MINUTE CLINIC LLC #1448		8	1	11%	9
ADVENTHEALTH MEDICAL GROUP		9			9
BAYCARE MEDICAL GROUP INC			9	100%	9
MEDEXPRESS URGENT CARE - WINCHESTER GATEWAY		7	2	22%	9
CARENOW URGENT CARE-MT JULIET		8	1	11%	9
PRECISION GENETICS			9	100%	9
RIVERSIDE MEDICAL GROUP		8	1	11%	9
CHILDREN'S HEALTH CENTER INC.		7	2	22%	9
LAKEVIEW HEALTH SYSTEMS			9	100%	9
MIDMICHIGAN MEDICAL CENTER			9	100%	9
MC DIAGNOSTIC OF CONNECTICUT, PC #775		8	1	11%	9
MOLECULAR PATHOLOGY LABORATORY			9	100%	9
MONROE COUNTY HOSPITAL		6	3	33%	9
MISSOURI DEPARTMENT OF HEALTH AND SENIOR SERVICES			9	100%	9
CONCORD LIFE SCIENCES LLC		2	7	78%	9
MICHIGAN DEPARTMENT OF COMMUNITY HEALTH		1	8	89%	9
ADVENT HEALTH CENTRA CARE - ORANGE LAKE		1	8	89%	9
SUWANNEE COUNTY SHERIFF OFFICE		7	2	22%	9
OMNI			9	100%	9
AEGIS MEDICAL GROUP			9	100%	9
WADSWORTH CENTER - DAVID AXELROD INSTITUTE		8	1	11%	9
BLOCK NATION CHASE		4	5	56%	9
VILLAGE PLACE HEALTH AND REHAB		9			9
ANY LAB TEST NOW INC			9	100%	9
GCPM MANUAL MICROBIOLOGY		1	8	89%	9
PRIMECARE AT PORT ORANGE			9	100%	9
PATEL MEDICAL VENTURES		8	1	11%	9
UNAVAILABLE/UNKNOWN/NO INFORMATION FOUND			9	100%	9
RICHMOND UNIVERSITY MEDICAL CENTER		7	2	22%	9
LAKE NONA MEDICAL SERVICE LLC		9			9
OUR HOME AT BEACON HILL			9	100%	9
NEMOURS CHILDREN'S PRIMARY CARE VERO BEACH			9	100%	9
ELTINGVILLE CIRCLE URGENT CARE		9			9
MAINSTREET FAMILY CARE			9	100%	9
ADVENTHEALTH MEDICAL GROUP CARE CLINIC AT		7	2	22%	9

# COVID-19: testing by laboratory

Data through Jan 15, 2021 verified as of Jan 16, 2021 at 09:25 AM

Data in this report are provisional and subject to change.

The numbers in the table below represent the number of Florida and non-Florida residents for whom test results were received by the Department of Health. A person can be tested by more than one laboratory and can have both positive and negative results. **Therefore, the sum of the numbers in each column will be larger than the total number of people tested.**

Reporting lab	Inconclusive	Negative	Positive	Percent positive	Total
FLORIDA MEDICAL CLINIC - MULTI SPECIALTY CAMPUS		2	7	78%	9
ROSS MEDICAL GROUP			9	100%	9
BOCA SIMON LAB		1	8	89%	9
NORTHSHORE UNIVERSITY HEALTHSYSTEM EVANSTON HOSPITAL LAB			9	100%	9
LOREY ALF		9			9
NATURE COAST REGIONAL MEDICAL CENTER			9	100%	9
FIRST CHOICE PEDIATRICS WINTER SPRINGS		9			9
CHEMISYS LABORATORIES		1	8	89%	9
STATEN ISLAND UNIVERSITY HOSPITAL SEGUINE AVE		9			9
BAYONET POINT HOSPITAL			9	100%	9
NASSAU COUNTY JAIL		9			9
TMH PHYSICIAN PARTNERS - MONTICELLO		8	1	11%	9
URGENT CARE USA LLC		1	8	89%	9
WESTCHESTER GENERAL HOSPITAL BLOOD GAS LAB			9	100%	9
SURGERY CENTER OF CORAL GABLES LLC,THE		8	1	11%	9
WEEMS MEMORIAL HOSPITAL		6	3	33%	9
St Joseph's Hospital & Medical Center		8	1	11%	9
LAKE CO EMPLOYEE HEALTH AND WELLNESS CENTER		8	1	11%	9
TAMPA BAY CONCIERGE DOCTOR, LLC		8	1	11%	9
CORNER OAK ESTATE LLC		9			9
PLYMOUTH HARBOR INCORPORATED		9			9
PARTICLE THEORY LABS		9			9
NURSING PLUS OF BROWARD LLC		1	8	89%	9
THE VILLAGES HEALTH		5	4	44%	9
SURGOINSVILLE PHARMACY		8			8
MEDEXPRESS URGENT CARE - BENTON HARBOR		8			8
MED LABS DIAGNOSTICS		5	3	38%	8
X-GENE MOLECULAR LABS		1	7	88%	8
HUNTINGTON VILLAGE URGENT CARE		8			8
BENTLEY VILLAGE II		1	7	88%	8
ACCESS PHARMACY		8			8
WELLIGENT		1	7	88%	8
MONTEFIORE MEDICAL CENTER LABORATORIES - NORTH		8			8
MEDEXPRESS URGENT CARE - LAFAYETTE		7	1	13%	8
ROBERT WOOD JOHNSON HOSPITAL		7	1	13%	8
JX REF LAB			8	100%	8
WINDSOR OF SAN PABLO, THE		5	3	38%	8
WHITE SANDS OUTPATIENT SERVICES (WSOP SERVICES LLC		8			8
FAMILY PRACTICE OF DAVIE INC			8	100%	8
ST. JOSEPH HOSPITAL AND HEALTH CARE INC.			8	100%	8
CVS MINUTE CLINIC DIAGNOSTIC MED GRP OF CA		8			8
ST CHARLES HOSPITAL LABORATORY		8			8
HEALTHMARK REGIONAL HOSPITAL LAB		4	4	50%	8
UNIVERSITY MEDICAL CENTER		8			8
ALLINA HEALTH - ABBOTT NORTHWESTERN HOSPITAL		5	3	38%	8
DOCTOR'S IN-HOUSE LAB/COMMUNITY HEALTH CENTERS OF PINELLAS – CLEARWATE			8	100%	8
GRAND VILLA OF ALTAMONTE SPRINGS		1	7	88%	8

# COVID-19: testing by laboratory

Data through Jan 15, 2021 verified as of Jan 16, 2021 at 09:25 AM

Data in this report are provisional and subject to change.

The numbers in the table below represent the number of Florida and non-Florida residents for whom test results were received by the Department of Health. A person can be tested by more than one laboratory and can have both positive and negative results. **Therefore, the sum of the numbers in each column will be larger than the total number of people tested.**

Reporting lab	Inconclusive	Negative	Positive	Percent positive	Total
URGENT CARE & FAMILY PRACTICE CENTER			8	100%	8
MEADOWCREST FAMILY PHYSICIANS PA			8	100%	8
CARROLL GARDENS URGENT CARE		8			8
MINUTE CLINIC DIAGNOSTIC OF SC, LLC #42		7	1	13%	8
LIFE CARE CITRUS COUNTY			8	100%	8
COLLIER COUNTY HEALTH DEPT.		4	4	50%	8
ORANGE PEDIATRICS			8	100%	8
FLORIDA MENTOR		7	1	13%	8
AZALEA HEALTH		2	6	75%	8
MEDEXPRESS URGENT CARE - MONROE		8			8
CONSULATE HEALTH CARE		7	1	13%	8
MEDEXPRESS URGENT CARE - PANTOPS		7	1	13%	8
JOHNS HOPKINS MEDICAL LABORATORIES		1	7	88%	8
FLORIDA HOSPITAL PHYSICIAN GROUP		3	5	63%	8
ORLANDO HEALTH PHYSICIAN ASSOCIATES		4	4	50%	8
INTERNAL MEDICINE ASSOCIATES OF JACKSON HOSPITAL			8	100%	8
PASSPORT HEALTH			8	100%	8
ST CLOUD PHYSICIAN MANAGMENT LLC		7	1	13%	8
FLORIDA HEART AND VASCULAR MULTISPECIALTY GROUP		8			8
BEAUMONT EMERGENCY CENTER			8	100%	8
FOUNTAINVIEW BY FIVE STAR QUALITY CARE		7	1	13%	8
CVS MINUTE CLINIC, LLC		6	2	25%	8
NATIONAL GENETICS INST LABCORP		3	5	63%	8
FLORIDA CLINICAL LAB		1	7	88%	8
MINUTECLINIC DIAGNOSTIC OF SOUTH CAROL		7	1	13%	8
HOLY NAME MEDICAL CENTER	1	6	1	13%	8
THE MARY IMOGENE BASSETT HOSPITAL		8			8
Manor Care of Dunedin		6	2	25%	8
PERSONAL PEDIATRICS PA		6	2	25%	8
COLLIER BLVD HMA PHYSICIAN MANAGEMENT,, LLC			8	100%	8
CIAN DIAGNOSTICS			8	100%	8
Avante at St Cloud, Inc.		6	2	25%	8
HARBORCHASE OF DR PHILLIPS		7	1	13%	8
CLEVELAND TENNESSEE HOSPITAL COMPANY		7	1	13%	8
PASSPORT HEALTH OF TAMPA BAY		8			8
MEDEXPRESS URGENT CARE-KATY		5	3	38%	8
CARENOW URGENT CARE-WEST END		6	2	25%	8
FORT PIERCE FAMILY CARE INC		3	5	63%	8
SYLVESTER AT PLANTATION LABORATORY		7	1	13%	8
MEDEXPRESS URGENT CARE-LATROBE		8			8
MINUTECLINIC DIAGNOSTIC OF LOUISIANA		7	1	13%	8
VETERANS AFFAIRS MEDICAL CENTER - OUTPATIENT			8	100%	8
MINUTE CLINIC LLC #5733		8			8
MEDEXPRESS URGENT CARE MONACA		8			8
WELLMED AT PORT ST LUCIE WEST		6	2	25%	8
MEDEXPRESS URGENT CARE - WASHINGTON		6	2	25%	8
DOH-TAMPA BRANCH LABORATORY (MLK BLVD)		4	4	50%	8



# COVID-19: testing by laboratory

Data through Jan 15, 2021 verified as of Jan 16, 2021 at 09:25 AM

Data in this report are provisional and subject to change.

The numbers in the table below represent the number of Florida and non-Florida residents for whom test results were received by the Department of Health. A person can be tested by more than one laboratory and can have both positive and negative results. **Therefore, the sum of the numbers in each column will be larger than the total number of people tested.**

Reporting lab	Inconclusive	Negative	Positive	Percent positive	Total
DAVID LAWRENCE CENTER INC		7	1	13%	8
BAPTIST OUTPATIENT			8	100%	8
ALACHUA COUNTY HEALTH DEPARTMENT		1	7	88%	8
CVS PHARMACY NO 274		8			8
GOLISANO CHILDREN'S HOSPITAL OF SOUTHWEST FLORIDA		6	2	25%	8
HUNTINGTON URGENT CARE		8			8
RED MOUNTAIN DIAGNOSTICS		8			8
MID-HUDSON VALLEY DIVISION OF WESTCHESTER MEDICAL		8			8
ATLANTIC CONSOLIDATED LABORATORY		8			8
MONTEFIORE MEDICAL CENTER LABORATORIES - WEILER		6	2	25%	8
NIGHT OWL PEDIATRICS URGENT CARE			8	100%	8
GENEUS DIAGNOSTICS			8	100%	8
ADVENT HEALTH - FOUR CORNERS ER		8			8
FHCP-ORANGE CITY			8	100%	8
THE WOLFF CENTER FOR CHILD & ADOLESCENT HEALTH			8	100%	8
GENE STREET LABORATORIES, LLC		6	2	25%	8
Signature Healthcare of Ormond		8			8
PALM BEACH COUNTY HEALTH DEPARTMENT LABORATORY			8	100%	8
BARTON PARKER OD PC		8			8
DOCTOR'S IN HOUSE LAB			8	100%	8
EXECUTIVE MEDICAL SERVICES		8			8
WILTON MANORS HEALTH & REHABILITATION CENTER			8	100%	8
MEDEXPRESS URGENT CARE- MARYLAND		8			8
MIRIMUS INC		1	7	88%	8
ORMOND BEACH CENTRA CARE			8	100%	8
EMERGENCY MEDICAL CENTER		3	5	63%	8
MEDEXPRESS URGENT CARE CHARLESTON		5	3	38%	8
URGENT MEDICAL CENTER INC		2	6	75%	8
Sunset Lake Health and Rehabilitation Center		8			8
URGENT TEAM MANAGEMENT OF TENNESSEE		7	1	13%	8
GULF COAST MEDICAL GROUP		2	6	75%	8
ASHRAF MEDICAL GROUP PLLC DBA PULSE M		7	1	13%	8
CHILDREN'S HEALTHCARE OF ATLANTA/EGLESTON		8			8
MEDEXPRESS URGENT CARE - CHRISTIANBURG		7	1	13%	8
CROSSROADS URGENT CARE, PLLC		8			8
MINUTECLINIC DIAGNOSTIC OF TN PC #566		7	1	13%	8
PENSACOLA CLUSTER			8	100%	8
NORTH BEACH REHABILITATION CENTER		7	1	13%	8
SIDDH INC DBA SAN CARLOS PHARMACY		6	2	25%	8
BAPTIST HEALTH			8	100%	8
TRUE HEALTH		5	2	29%	7
LAB UNKNOWN		6	1	14%	7
MONTEFIORE NYACK HOSPITAL AFFILIATED LABORATORY		7			7
CARESOUTH HHA HOLDINGS OF TALLAHASSEE LLC		7			7
ST JUDE LABORATORIES		5	2	29%	7
JACKSON CLINIC PA,THE		3	4	57%	7
IRL MARKET LAB			7	100%	7

# COVID-19: testing by laboratory

Data through Jan 15, 2021 verified as of Jan 16, 2021 at 09:25 AM

Data in this report are provisional and subject to change.

The numbers in the table below represent the number of Florida and non-Florida residents for whom test results were received by the Department of Health. A person can be tested by more than one laboratory and can have both positive and negative results. **Therefore, the sum of the numbers in each column will be larger than the total number of people tested.**

Reporting lab	Inconclusive	Negative	Positive	Percent positive	Total
SARASOTA - ROBERT L TAYLOR COMMUNITY CENTER□		1	6	86%	7
BENSONHURST URGENT CARE		7			7
DEBARY HEALTH AND REHABILITATION CENTER		6	1	14%	7
ECLRS		2	5	71%	7
HOLY GARDEN ALF, INC.		7			7
GENTRY PARK ORLANDO ASSISTED LIVING		6	1	14%	7
ILLINOIS DEPARTMENT OF PUBLIC HEALTH			7	100%	7
LUXOR SCIENTIFIC LLC		1	6	86%	7
LAWTON CHILES HEALTH CENTER		1	6	86%	7
Rosewood Healthcare and Rehabilitation Center		5	2	29%	7
CVS TN5639POCT FARRAGUT		6	1	14%	7
MULBERRY CARE CENTER		4	3	43%	7
HEALTH NETWORK LABORATORIES		6	1	14%	7
AVON PARK PEDIATRICS			7	100%	7
HEALTH CARE LABORATORY SERVICES		1	6	86%	7
ADVENTHEALTH MEDICAL GROUP PULMONOLOGY		6	1	14%	7
BREVARD HEALTH ALLIANCE INC, THE		2	5	71%	7
ROSEMONT GARDENS INC		7			7
NOVANT HEALTH INPATIENT CARE		2	5	71%	7
OPTIONS FOR SENIORS INC DBA PALM KREST MANOR		5	2	29%	7
Consulate Health Care of Brandon		7			7
FREEDOM SQUARE NURSING CENTER□			7	100%	7
DEPARTMENT OF HEALTH- CITRUS COUNTY			7	100%	7
MEDLABS DIAGNOSTICS		7			7
MC DIAGNOSTIC OF CONNECTICUT, PC #1960		7			7
NEW YORK PRESBYTERIAN - LOWER MANHATTAN		7			7
STATMED OCALA			7	100%	7
PULSE & REMEDY LLC			7	100%	7
JUPITER ISLAND PUBLIC SAFETY		5	2	29%	7
DOCTORS CLINICAL LABORATORY, INC		5	2	29%	7
TRUE HEALTH DIAGNOSTICS		1	6	86%	7
PINELLAS 1 HOME HEALTH CARE CORP		7			7
CVS HEALTH, #3396		7			7
ORANGE PARK PEDIATRICS		4	3	43%	7
CARLOS PORTU MD, PLLC			7	100%	7
SOUTH CAROLINA DEPARTMENT OF HEALTH			7	100%	7
ST VINCENT'S AMBULATORY CARE INC DBA		6	1	14%	7
MERCY HEALTH—MUSKEGON		6	1	14%	7
DALLAS COUNTY HEALTH AND HUMAN SERVICES			7	100%	7
ADVENTHEALTH MEDICAL GROUP PEDIATRICS AT		2	5	71%	7
RIVER OAKS TREATMENT CENTER			7	100%	7
FLORIDA DIGESTIVE AND LIVER SPECIALIST		7			7
DOCTOR'S IN-HOUSE LAB/COMMUNITY HEALTH CENTERS OF PINELLAS -PINELLAS P			7	100%	7
STAT MEDICAL CLINIC III INC		5	2	29%	7
ALACHUA			7	100%	7
ENT AND ALLERGY ASSOCIATES OF FLORIDA LLC		6	1	14%	7
RIVERVIEW REGIONAL MEDICAL CENTER		6	1	14%	7

# COVID-19: testing by laboratory

Data through Jan 15, 2021 verified as of Jan 16, 2021 at 09:25 AM

Data in this report are provisional and subject to change.

The numbers in the table below represent the number of Florida and non-Florida residents for whom test results were received by the Department of Health. A person can be tested by more than one laboratory and can have both positive and negative results. **Therefore, the sum of the numbers in each column will be larger than the total number of people tested.**

Reporting lab	Inconclusive	Negative	Positive	Percent positive	Total
PBC FOUND CARE INC			7	100%	7
LAKE HOWARD HEIGHTS	1	6			7
LAKELAND REGIONAL HEALTH GATEWAY CENTER		7			7
LEE COUNTY HEALTH DEPARTMENT		4	3	43%	7
PENINSULA CARE AND REHABILITATION CENTER			7	100%	7
MINUTECLINIC, LLC #4230		6	1	14%	7
MEDEXPRESS URGENT CARE, BUTLER		4	3	43%	7
BRADENTON PHYSICIANS MEDICAL CENTER			7	100%	7
MINUTECLINIC, LLC, DBA MINUTECLINIC #6106		5	2	29%	7
WINDSOR OF GAINESVILLE		7			7
ARCHBOLD MEMORIAL HOSPITAL/LAB		3	4	57%	7
BROOKDALE DESTIN		1	6	86%	7
WATERFORD AT CREEKSIDE, THE			7	100%	7
KENDALL REGIONAL MEDICAL CNTR			7	100%	7
CVS PHARMACY #8800		5	2	29%	7
FLORIDA HOSPITAL WINTER PARK		6	1	14%	7
ST VINCENT'S ST CLAIR		4	3	43%	7
Thermopolis Rehabilitation Wellness		7			7
FLORIDA HOSPITAL KISSIMMEE		4	3	43%	7
MAIMONIDES MEDICAL CENTER		5	2	29%	7
OCALA FAMILY MEDICAL CENTER		7			7
BAYCARE MEDICAL GROUP		1	6	86%	7
RAPID RELIABLE TESTING NY LLC		7			7
NORTON HEALTHCARE			7	100%	7
KEYSTONE PLACE AT NAPLES PRESERVE		4	3	43%	7
UNIVERSITY OF WASHINGTON MEDICAL CENTER			7	100%	7
Ocoee Health Care Center		7			7
MEDEXPRESS URGENT CARE - FAYETTEVILLE		5	2	29%	7
MINUTECLINIC DIAGNOSTIC OF TN PC #320		6	1	14%	7
SEA LEVEL LABS			7	100%	7
SUPERIOR RESIDENCES AT CALA HILLS		7			7
WILDLIGHT LAB			7	100%	7
LEPE'S HOUSE			7	100%	7
BAPTIST PEDIATRICS		6	1	14%	7
COMMUNITY MEDICAL AND DENTAL CARE INC		7			7
SCHOOL OF PHARMACY AND PHARMACEUTICAL		7			7
PEDIATRICS OF CENTRAL FLORIDA		5	2	29%	7
SONORA QUEST LABORATORIES			7	100%	7
QUE		4	3	43%	7
IU HEALTH PATHOLOGY		1	6	86%	7
HEARTLAND PEDIATRICS OF LAKE PLACID			7	100%	7
FLORIDA CENTER FOR DERMATOLOGY LABORATORY			7	100%	7
DIAGNOSTIC CLINIC		6	1	14%	7
HEALTHWORKS MED GROUP OF FLORIDA PA		2	5	71%	7
WYOMING COUNTY COMMUNITY HOSPITAL LABORATORY		7			7
VALDOSTA FAMILY MEDICINE			7	100%	7
THOMAS JEFFERSON UNIVERSITY HOSPITAL		4	3	43%	7

# COVID-19: testing by laboratory

Data through Jan 15, 2021 verified as of Jan 16, 2021 at 09:25 AM

Data in this report are provisional and subject to change.

The numbers in the table below represent the number of Florida and non-Florida residents for whom test results were received by the Department of Health. A person can be tested by more than one laboratory and can have both positive and negative results. **Therefore, the sum of the numbers in each column will be larger than the total number of people tested.**

Reporting lab	Inconclusive	Negative	Positive	Percent positive	Total
CENTRAL FLORIDA PEDIATRIC URGENT CARE LLC		6	1	14%	7
ORANGE PARK PEDIATRIC ASSOCIATES		1	6	86%	7
VERMONT DEPARTMENT OF HEALTH		1	6	86%	7
REHAB AND HEALTHCARE CENTER OF CAPE CORAL		7			7
SOUTH COM HEALTH CLINIC, DEPT. OF THE ARMY		7			7
STEINHATCHEE DRUGS		4	3	43%	7
PALM BEACH CDH - DELRAY BEACH			7	100%	7
CLINIC OF PEDIATRICS & GI MEDICINE INC			7	100%	7
LYNMOORE,THE		7			7
PUTNAM COUNTY EMERGENCY RESCUE SERVICE		4	3	43%	7
PALM POINT BEHAVIORAL HEALTH		7			7
MINUTECLINIC DIAGNOSTIC OF TN, PC 374		5	2	29%	7
METROPOLITAN HOSPITAL CENTER		6	1	14%	7
CVS NC187POCT CHARLOTTE		7			7
AFC URGENT CARE - CEDAR GROVE		7			7
DORAL URGENT CARE			7	100%	7
Westchester General Hospital			7	100%	7
VIGILINT HEALTHCARE		5	2	29%	7
MEDICANA NURSING AND REHAB CENTER			7	100%	7
DIXIE COUNTY HEALTH DEPARTMENT		5	2	29%	7
FAMILY MEDICINE OF WESTON LLC			7	100%	7
CARENOW URGENT CARE-MADISON		7			7
ADVENTIST HEALTH SYSTEM FLORIDA DEPT OF HEALTH		3	4	57%	7
ALLEGRO - TAMPA	1	4	2	29%	7
MEDEXPRESS URGENT CARE - MAPLE DRIVE		7			7
UT MEMPHIS UNIVERSITY HEALTH SERVICES			6	100%	6
PR HEALTH		1	5	83%	6
CURATIVE CARE CENTER INC		1	5	83%	6
MINUTECLINIC DIAGNOSTIC OF TN PC #6415		5	1	17%	6
UNILAB		2	4	67%	6
BELLE GLADES HEALTH CLINIC			6	100%	6
CONCENTRA			6	100%	6
CRESTVIEW IMMEDIATE CARE LL			6	100%	6
CAPRONA GROUP HOME			6	100%	6
MEDEXPRESS URGENT CARE - HOT SPRINGS		6			6
MEDEXPRESS URGENT CARE, JOHNSTOWN		5	1	17%	6
BETH ISRAEL DEACONESS MEDICAL CENTER			6	100%	6
INDIANA STATE DEPARTMENT OF HEALTH		1	5	83%	6
BAYCARE ALLIANT HOSPITAL			6	100%	6
CVS MINUTE CLINIC DIAGNOSTIC PA		5	1	17%	6
VIBRANT AMERICA		4	2	33%	6
THE CLINIC PREMISE HEALTH			6	100%	6
AMERICAN HOUSE FORT MYERS		6			6
THE PALMS REHABILITATION AND HEALTHCARE CENTER		5	1	17%	6
FLORIDA MEDICAL CL ODOM TPA		3	3	50%	6
NOT INDICATED		1	5	83%	6
MINUTECLINIC DIAGNOSTIC OF TEXAS		5	1	17%	6

# COVID-19: testing by laboratory

Data through Jan 15, 2021 verified as of Jan 16, 2021 at 09:25 AM

Data in this report are provisional and subject to change.

The numbers in the table below represent the number of Florida and non-Florida residents for whom test results were received by the Department of Health. A person can be tested by more than one laboratory and can have both positive and negative results. **Therefore, the sum of the numbers in each column will be larger than the total number of people tested.**

Reporting lab	Inconclusive	Negative	Positive	Percent positive	Total
PROHEALTH MED		1	5	83%	6
CARENOW URGENT CARE-GREEN HILLS		6			6
MINUTECLINIC DIAGNOSTIC OF NORTH CAROLINA, PC		5	1	17%	6
MIAMI RESCUE MISSION CLINIC INC			6	100%	6
UF HEALTH			6	100%	6
PALMETTO HEALTH ALLIANCE		3	3	50%	6
ST LUKES ROOSEVELT LABORATORY		6			6
AIR, LAND & SEA PHYSICALS & CONSULTATIONS, LLC		6			6
CITYMD		1	5	83%	6
ENIGMA DIAGNOSTIC, INC.			6	100%	6
INTERNAL MEDICINE LIPID AND WELNNESS PRACTICE			6	100%	6
CARENOW URGENT CARE-SOUTHLAKE			6	100%	6
GENETIC TECHNOLOGICAL INNOVATIONS			6	100%	6
BROOKDALE LAKE ORIENTA			6	100%	6
ORCHID COVE		2	4	67%	6
BROWARD TRANSITIONAL CENTER			6	100%	6
MINUTECLINIC DIAGNOSTIC OF NORTH		6			6
ORLANDO MEDICAL CENTER PL			6	100%	6
VITAS HEALTH INC			6	100%	6
RICH STREET GROUP HOME			6	100%	6
MEDEXPRESS URGENT CARE - ELM GROVE		5	1	17%	6
SAINT PETER'S UNIVERSITY HOSPITAL		6			6
SONORAN DESERT PATHOLOGY ASSOCIATES			6	100%	6
JOHNS HOPKINS ALL CHILDRENS			6	100%	6
MEDEXPRESS URGENT CARE-PITTSFIELD		6			6
DOH JACKSONVILLE CENTRAL LABORATORY		3	3	50%	6
OPTUM SILVER LAKES			6	100%	6
BROOKDALE CLERMONT			6	100%	6
FIRST COAST CARDIOVASCULAR INSTITUTE PA			6	100%	6
ALAN SERURE MD		6			6
ADVENT HEALTH APOPKA		2	4	67%	6
MIAMI COMPREHENSIVE MEDICINE GROUP PA		4	2	33%	6
PANCARE HEALTH - HOSFORD SCHOOL			6	100%	6
Florida Clinical Laboratory		1	5	83%	6
COLLIER COUNTY JAIL		6			6
MIAMI BEACH COMMUNITY HEALTH CENTER INC			6	100%	6
LIFE'S SPECIAL MOMENTS INC		6			6
CAPE CORAL URGENT CARE		3	3	50%	6
MINUTECLINIC DIAGNOSTIC OF NEW JERSEY, LLC # 7069		6			6
TAMIAMI LAB MILLENIUM			6	100%	6
Grand Villa of Deerfield Beach		4	2	33%	6
IGENEX INC		6			6
PATHGROUP LABS, LLC		4	2	33%	6
OSWEGO HOSPITAL LABORATORY		6			6
CHILDREN'S HOSPITAL OF PHILADELPHIA		5	1	17%	6
SHERMAN-ABRAMS LABORATORY INC		6			6
ST VINCENT'S CHILTON		4	2	33%	6



# COVID-19: testing by laboratory

Data through Jan 15, 2021 verified as of Jan 16, 2021 at 09:25 AM

Data in this report are provisional and subject to change.

The numbers in the table below represent the number of Florida and non-Florida residents for whom test results were received by the Department of Health. A person can be tested by more than one laboratory and can have both positive and negative results. **Therefore, the sum of the numbers in each column will be larger than the total number of people tested.**

Reporting lab	Inconclusive	Negative	Positive	Percent positive	Total
CAMELLIA AT DEERWOOD		2	4	67%	6
CAPITAL HEALTH PLAN LABORATORIES			6	100%	6
YORKVILLE PEDIATRIC URGENT CARE		6			6
HAVEN HOSPICE			6	100%	6
SUFFRIDGE DRIVE GROUP HOME		6			6
THE VILLAGES REGIONAL HOSPITAL FREESTANDING		3	3	50%	6
MINUTECLINIC, LLC #05038		6			6
XPRESS URGENT CARE LLC		6			6
FLORIDA MEDICAL SPECIALISTS		2	4	67%	6
SUNSHINE PEDIATRICS OF CENTRAL FLORIDA PL		4	2	33%	6
PALMS, THE		6			6
FLORIDA DEPARTMENT OF HEALTH WASHINGTON COUNTY		3	3	50%	6
CAREWELL 301 - WARWICK			6	100%	6
MINUTECLINIC DIAGNOSTIC OF PA, LLC (1036)		5	1	17%	6
MAGNOLIA PEDIATRICS GROUP LLC			6	100%	6
ABBHEY MANOR RETIREMENT RESIDENCE INC		6			6
CVS MINUTE CLINIC DIAGNOSTIC OF TEXAS, LLC		6			6
MERCY COLLEGE HEALTH OFFICE		6			6
INSPIRED LIVING AT PALM BAY		6			6
YAZJI PEDIATRIC CARE LLC DBA TUKA PEDIATRICS			6	100%	6
MEDEXPRESS URGENT CARE - SWANSEA, N ILLINOIS ST		5	1	17%	6
MEDEXPRESS URGENT CARE - STAUNTON		2	4	67%	6
PUBLIC HEALTH LAB		6			6
MEDEXPRESS ELKINS		6			6
Northwell Lab		2	4	67%	6
LANE PEDIATRICS PA			6	100%	6
AMERICAN EAGLE LEESBURG AL LLC DBA VISTA LAKE			6	100%	6
CVS MINUTE CLINIC DIAGNOSTIC OF VIRGINIA		6			6
ETHOS LABORATORIES		6			6
ST LUCIE COUNTY JAIL		6			6
NORTHERN DUTCHESS HOSPITAL LABORATORY		5	1	17%	6
CITIZENS BAPTIST MEDICAL CENTERS LAB		5	1	17%	6
JERSEY SHORE MEDICAL CENTER		6			6
AARK LABORATORY		6			6
LOUISIANA DEPT OF HEALTH			6	100%	6
CARE ATC - CITY OF BOYNTON BEACH		2	4	67%	6
MINUTECLINIC DIAGNOSTIC OF TN PC #386		6			6
MEDEXPRESS URGENT CARE - SALEM		3	3	50%	6
RIVER CITY PRIMARY AND URGENT CARE			6	100%	6
PENN MEDICINE PRINCETON MEDICAL CENTER		6			6
MEDEXPRESS URGENT CARE - MIDLOTHIAN		6			6
MOBILE RESPONSE DIAGNOSTICS LLC		6			6
MINUTECLINIC DIAGNOSTIC OF TN, PC 4992		6			6
MEDICAL CENTER AT OCEAN REEF		1	5	83%	6
TEXAS MEDCLINIC			6	100%	6
GLEN FALLS HOSPITAL DEPARTMENT OF PATHOLOGY		6			6
ARLINGTON OF NAPLES		6			6

# COVID-19: testing by laboratory

Data through Jan 15, 2021 verified as of Jan 16, 2021 at 09:25 AM

Data in this report are provisional and subject to change.

The numbers in the table below represent the number of Florida and non-Florida residents for whom test results were received by the Department of Health. A person can be tested by more than one laboratory and can have both positive and negative results. **Therefore, the sum of the numbers in each column will be larger than the total number of people tested.**

Reporting lab	Inconclusive	Negative	Positive	Percent positive	Total
DR PHILLIPS MEDICAL WELLNESS CENTER		6			6
GRACE REHABILITATION CENTER OF VERO BEACH		4	2	33%	6
TIMBER CREEK PEDIATRICS		6			6
URGENT TEAM - MUSCLE SHOALS		6			6
RIVERWOOD CENTER,THE			6	100%	6
FLORIDA HOSPITAL APOPKA		5	1	17%	6
FLORIDA MEDICAL CLINIC IM MLK		6			6
BOCA VIPEDIATRICS			6	100%	6
FLORIDA WOMAN CARE LABORATORY			6	100%	6
BROWARD COUNTY HEALTH DEPT.			6	100%	6
WATAUGA MEDICAL CENTER		4	2	33%	6
MINUTECLINIC DIAGNOSTIC OF RHODE ISLAND		4	2	33%	6
CLEARWATER PEDIATRIC CARE		1	5	83%	6
CVS MINUTE CLINIC DIAGNOSTIC OF TEXAS,LLC		4	2	33%	6
ATMORE NURSING CENTER		5	1	17%	6
LUMADOC HEALTH		4	2	33%	6
HILA BECKERMAN MD LLC		6			6
UPMC HEALTH SYSTEM		4	2	33%	6
FLORIDA CANCER SPECIALISTS & RESEARCH INSTITUTE		5	1	17%	6
MEDEXPRESS URGENT CARE - BEECH GROVE		5	1	17%	6
JUPITER ISLAND MEDICAL CLINIC INC		5			5
INTERNAL MEDICINE & PRIMARY CARE ASSOCIATES, PLC			5	100%	5
MEDEXPRESS URGENT CARE PORT HURON		4	1	20%	5
ST JOSEPH WOMENS HOSPITAL			5	100%	5
NORTHPORT MEDICAL CENTER LAB		5			5
KENILWORTH CARE & REHABILITATION CENTER			5	100%	5
GRACE WELLNESS CENTER		2	3	60%	5
INNOVATIVE COVID-DIVERSEY			5	100%	5
FINLAY		1	4	80%	5
RESIDENTIAL PLAZA AT BLUE LAGOON INC		5			5
WEST PACIFIC MEDICAL LABORATORY			5	100%	5
EASTCHESTER PEDIATRIC MEDICAL GROUP		5			5
MEDEXPRESS URGENT CARE-PETERS TWP		5			5
CAREHERE LCS- EUSTIS			5	100%	5
MEDICAL CENTER OF BLOUNTSTOWN			5	100%	5
ASCENSION ST VINCENT'S CLAY COUNTY			5	100%	5
BAPTIST HEALTH - TOWN CENTER			5	100%	5
AEL KNOXVILLE			5	100%	5
PARRISH HEALTH CENTER		5			5
OMNICARE PHARMACY OFTEXAS 1, LP DBA OMNICARE		5			5
UT SOUTHWESTERN MEDICAL CENTER			5	100%	5
PRIMARY CARE WALK IN CLINIC PLLC			5	100%	5
EL PARAISO HOME INC		5			5
SENIOR LIVING IV SUN CITY LLC		5			5
CENTREX CLINICAL LABS INC		5			5
GREENVILLE MEMORIAL HOSPITAL LAB			5	100%	5
EAST BANK HOSPITAL - UNIVERSITY OF MINNESOTA MEDICAL CENTER			5	100%	5

# COVID-19: testing by laboratory

Data through Jan 15, 2021 verified as of Jan 16, 2021 at 09:25 AM

Data in this report are provisional and subject to change.

The numbers in the table below represent the number of Florida and non-Florida residents for whom test results were received by the Department of Health. A person can be tested by more than one laboratory and can have both positive and negative results. **Therefore, the sum of the numbers in each column will be larger than the total number of people tested.**

Reporting lab	Inconclusive	Negative	Positive	Percent positive	Total
CORAL LANDING ASSISTED LIVING		5			5
MEASE MANOR INC		1	4	80%	5
ADVENTHEALTH CAR CENTER APOPKA			5	100%	5
BAYFRONT HMA CONVENIENT CARE, LLC		2	3	60%	5
MINUTE-CLINIC DIAGNOSTIC OF VIRGINIA		4	1	20%	5
RHODE ISLAND DEPARTMENT OF HEALTH			5	100%	5
FAMILY CARE MEDICAL CENTER			5	100%	5
SOUTHEASTERN PEDIATRIC ASSOCIATES			5	100%	5
MEDEXPRESS URGENT CARE-DUBOIS		5			5
HENDRY REGIONAL CONVENIENT CARE CENTER			5	100%	5
EGL GENETICS DIAGNOSTICS			5	100%	5
WOODHULL MEDICAL AND MENTAL HEALTH CTR		5			5
OPTUMCARE FLORIDA, LLC		3	2	40%	5
SOUTHERN OCEAN MEDICAL CENTER		5			5
PEDIATRICS OF ALTAMONTE		5			5
DOCS URGENT CARE		1	4	80%	5
FLORIDA HOSPITAL LAKE MARY		5			5
HIGH TOWER ALF LLC		5			5
Grand Villa of Dunedin			5	100%	5
CARILLON SPORTS AND FAMILY MEDICINE		4	1	20%	5
MEDEXPRESS URGENT CARE MURRYSVILLE		3	2	40%	5
Grand Villa of Clearwater		4	1	20%	5
ST CLOUD COMPOUNDING PHARMACY & WELLNESS CENTER		5			5
MINUTE CLINIC DIAGNOSTIC OF MICHIGAN PC		5			5
Life Care Center of Estero			5	100%	5
WAKEMED		1	4	80%	5
HAWTHORNE INN OF LAKELAND		5			5
BLOOMINGDALE PEDIATRIC ASSOCIATES PA			5	100%	5
REHABILITATION CENTER AT JUPITER GARDENS		5			5
LONG ISLAND JEWISH FOREST HILLS HOSPITAL		5			5
METHODIST HOSPITAL			5	100%	5
BOROPARK URGENT CARE		4	1	20%	5
URGENT CARE OF ERWIN		5			5
CLEVELAND CLINIC MARTIN HEALTH NURSING & RESTORATIVE		5			5
MANATEE COUNTY JAIL		4	1	20%	5
CHAMPLAIN VALLEY PHYSICIANS HOSPITAL		3	2	40%	5
MEDEXPRESS URGENT CARE - IRVING		5			5
MINUTE-CLINIC DIAGNOSTIC OF VIRGINIA, LLC #2003		4	1	20%	5
LABCORP UNSPECIFIED		5			5
URGENT MED INC		3	2	40%	5
DOT DOC SARASOTA		4	1	20%	5
MC DIAGNOSTIC OF CONNECTICUT PC #459		5			5
MEDEXPRESS URGENT CARE - STATE COLLEGE		4	1	20%	5
UCF STUDENT HEALTH SERVICES LABORATORY		2	3	60%	5
MINUTECLINIC DIAGNOSTIC OF PENNSYLVANIA, LLD #1545		5			5
JOHN T MATHER MEMORIAL HOSPITAL LABORATORY		5			5
HUNTERS CREEK PEDIATRICS		5			5

# COVID-19: testing by laboratory

Data through Jan 15, 2021 verified as of Jan 16, 2021 at 09:25 AM

Data in this report are provisional and subject to change.

The numbers in the table below represent the number of Florida and non-Florida residents for whom test results were received by the Department of Health. A person can be tested by more than one laboratory and can have both positive and negative results. **Therefore, the sum of the numbers in each column will be larger than the total number of people tested.**

Reporting lab	Inconclusive	Negative	Positive	Percent positive	Total
FAST PACE MEDICAL CLINIC PLLC		4	1	20%	5
FHMG_FM AND IM AVALON PARK		1	4	80%	5
BERRYHILL MANOR		5			5
LONGWOOD PEDIATRICS LLC			5	100%	5
XRL SXF REF LAB		5			5
FLORIDA PREMIER MEDICAL CARE PA			5	100%	5
MEDEXPRESS URGENT CARE - BATTLE CREEK		3	2	40%	5
APOLLO GARDENS RETIREMENT RESIDENCE CARE		5			5
JOSEF SCHENKER MD PC DBA CENTERS URGENT		4	1	20%	5
MEDEXPRESS URGENT CARE-NESHANNOCK TWP		4	1	20%	5
NOVANT HEALTH UVA		2	3	60%	5
MIAMI CANCER INSTITUTE			5	100%	5
PUTNAM FAMILY CARE INC			5	100%	5
ISLAMORADA VILLAGE OF ISLANDS FIRE RESCUE		5			5
VITAS HEALTHCARE CORPORATION OF FL			5	100%	5
NORTH SHORE HEMATOLOGY-ONCOLOGY ASSOCIATES, PC		5			5
Army Residence Community		5			5
BEACH HOUSE		5			5
LAKE NONA PEDIATRICS IN ASSOCIATION WITH NEMOURS		5			5
COMMONS AT ORLANDO LUTHERAN TOWERS SNF			5	100%	5
MEDEXPRESS URGENT CARE - WILLIAMSPORT		4	1	20%	5
BOCA BIOLISTICS LLC			5	100%	5
THE ARLINGTON OF NAPLES INC.		4	1	20%	5
UNIVERSITY OF MIAMI MILLER SCHOOL OF MEDICINE			5	100%	5
CVS MO8590POCT KANSAS CITY		1	4	80%	5
Kennedy University Hospital		5			5
NORTH FLORIDA PEDIATRICS JASPER			5	100%	5
MED TECH SERVICES OF PALM BEACH INC		5			5
FRANCES WARDE MEDICAL LABORATORY		2	3	60%	5
PRESBYTERIAN HOME		5			5
ST JOHNS BIOMEDICAL LAB		5			5
DOTHAN WEST FAMILY MEDICINE		3	2	40%	5
ORMOND MEDICAL ARTS		3	2	40%	5
GRAND VILLA OF ENGLEWOOD		1	4	80%	5
NELSON BIOLOGICAL			5	100%	5
MAGNOLIA DIAGNOSTICS, LLC		3	2	40%	5
ACCENTCARE		5			5
MOUNT SINAI BROOKLYN LABORATORY		4	1	20%	5
TAMPA URGENT CARE			5	100%	5
KEY TRAINING CENTER			5	100%	5
PARTNERS PHARMACY OF FLORIDA LLC		5			5
ELITE MD GROUP INC		1	4	80%	5
BETHESDA COMMUNITY HEALTH CENTER			5	100%	5
MINUTECLINIC DIAGNOSTIC OF NEW MEXICO		5			5
DAVITA DIALYSIS		4	1	20%	5
QUINTON MEMORIAL HEALTH CARE CENTER		5			5
COMMUNITY HEALTH OF SOUTH FLORIDA			5	100%	5

# COVID-19: testing by laboratory

Data through Jan 15, 2021 verified as of Jan 16, 2021 at 09:25 AM

Data in this report are provisional and subject to change.

The numbers in the table below represent the number of Florida and non-Florida residents for whom test results were received by the Department of Health. A person can be tested by more than one laboratory and can have both positive and negative results. **Therefore, the sum of the numbers in each column will be larger than the total number of people tested.**

Reporting lab	Inconclusive	Negative	Positive	Percent positive	Total
GULF COAST VETERANS HCS PANAMA CITY OPC		5			5
HILLSBOROUGH COUNTY HEALTH DEPARTMENT			5	100%	5
ATLANTIC COMMUNITY HIGH SCHOOL		4	1	20%	5
ORLANDO FAMILY PHYSICIANS			5	100%	5
BAY COUNTY HEALTH DEPARTMENT		5			5
KEYSTONE REHABILITATION AND HEALTH CENTER		1	4	80%	5
CVS MINUTE CLINIC DIAGNOSTIC OF NEW JERSEY		5			5
DEPARTMENT OF HEALTH AND HUMAN SERVICES LANSING			5	100%	5
CIGNA ONSITE HEALTH LLC		1	4	80%	5
PEDIATRICS URGENT CARE, LLC			5	100%	5
WATERTOWN URGENT CARE PLLC		5			5
URGENT TEAM - HUNTSVILLE		4	1	20%	5
WATSON THERAPEUTICS		1	4	80%	5
GENEXPERT			5	100%	5
GUTHRIE MEDICAL GROUP LABORATORIES		5			5
MINUTECLINIC MINUTECLINIC #4977		3	2	40%	5
MEDEXPRESS URGENT CARE - GLENDALE		5			5
COOPER HOSPITAL/UNIVERSITY MEDICAL		5			5
MINUTECLINIC DIAGNOSTIC OF TN PC #242		3	2	40%	5
ST JOSEPH'S HOSPITAL LABORATORY			5	100%	5
MEDEXPRESS URGENT CARE-MUNCIE		5			5
URGENT CARE OF LONGWOOD			5	100%	5
TULLAHOMA HMA, LLC		4	1	20%	5
WELLINGTON REGIONAL MEDICAL CENTER			5	100%	5
PRECISION DIAGNOSTICS INC - NJ		5			5
FLORIDA DEPARTMENT OF HEALTH - INVERNESS		3	2	40%	5
LEE MEMORIAL HEALTH SYSTEM		2	3	60%	5
ALPHADERA LABS, LLC			5	100%	5
VIERA PEDIATRICS		1	4	80%	5
TANNER MEDICAL CENTER EAST AL		5			5
CONCENTRA URGENT CARE		1	4	80%	5
PRECISION LABS LLC		2	3	60%	5
MINUTE CLINIC		1	4	80%	5
UNIVERSITY OF CHICAGO MEDICAL CENTER LAB			5	100%	5
SUTTER TRACY COMMUNITY HOSPITAL			5	100%	5
THE UNIVERSITY OF VERMONT MEDICAL CENTER		4	1	20%	5
NEW HAMPSHIRE DEPARTMENT OF HEALTH AND HUMAN SERVICES		3	2	40%	5
DELIVER MY MEDS CORP		5			5
PEDIATRICS OF CENTRAL FLORIDA - POINCIANA		3	2	40%	5
NOMI HEALTH LAB SERVICES LLC			5	100%	5
HOLLY HILL HOME INFUSION SERVICE		5			5
BROWNE MEDICAL		5			5
MEDEXPRESS URGENT CARE - HUNTINGTON WE		5			5
BAYSHORE LABORATORY		4	1	20%	5
RELIANT IMMUNE DIAGNOSTICS			5	100%	5
ST VINCENT'S URGENT CARE		4	1	20%	5
PEDIATRIC URGENT HEALTH CARE			5	100%	5



# COVID-19: testing by laboratory

Data through Jan 15, 2021 verified as of Jan 16, 2021 at 09:25 AM

Data in this report are provisional and subject to change.

The numbers in the table below represent the number of Florida and non-Florida residents for whom test results were received by the Department of Health. A person can be tested by more than one laboratory and can have both positive and negative results. **Therefore, the sum of the numbers in each column will be larger than the total number of people tested.**

Reporting lab	Inconclusive	Negative	Positive	Percent positive	Total
COPELAND MEDICAL CLINIC		3	2	40%	5
INFECTION CONTROL/ EMPHEALTH		3	2	40%	5
DICKSON MEDICAL ASSOCIATES PC PATH LAB		4	1	20%	5
JOE DIMAGGIO CHILDREN'S HOSPITAL		1	4	80%	5
FHPG_EXP CARE W HILLSBOROUGH			5	100%	5
CARL R DARNALL ARMY MEDICAL CENTER			5	100%	5
CRESTWOOD MEDICAL CENTER		4	1	20%	5
MCR HEALTH LAWTON CHILES ADMINISTRATION STE A		1	4	80%	5
Conway Lakes Health and Rehabilitation Center		5			5
DR. PHILLIPS MEDICAL WELLNESS CENTER		3	2	40%	5
LAKE COUNTY DETENTION CENTER		3	2	40%	5
RUSH UNIVERSITY MEDICAL CENTER LABORATORY			5	100%	5
MINUTECLINIC, LLC #244		4	1	20%	5
WESTMINSTER SHORES			5	100%	5
MINUTECLINIC, LLC #1586		3	2	40%	5
ELLIS HOSPITAL LABORATORY		5			5
MAXHEALTH		4	1	20%	5
INDIAN RIVER PRIMARY CARE PA		5			5
MANATEE PEDIATRICS			5	100%	5
CYPRESS CREEK MEDICAL CENTER			5	100%	5
BITTINGS APOTHECARY INC		3	2	40%	5
LAKEVIEW TERRACE HOME HEALTH SERVICES LLC			5	100%	5
AMERICAN MEDICAL RESPONSE - DENVER		2	3	60%	5
MINUTECLINIC DIAGNOSTIC OF NEW JERSEY,		5			5
VAIL VALLEY MEDICAL CENTER			5	100%	5
MICHAEL A VENAZIO MD		5			5
MEDEXPRESS URGENT CARE - RICHMOND, NINE MILE RD		5			5
MINUTECLINIC DIAGNOSTIC OF SC, LLC #2		5			5
CVS MINUTE CLINIC DIAGNOSTIC OF TN #6044		4			4
PHYSICIANS QUALITY CARE			4	100%	4
ORLANDO FAMILY MEDICAL INC		4			4
ST. MARY'S HOSPITAL			4	100%	4
CELERION			4	100%	4
MINUTE CLINIC OF KANSAS PA		1	3	75%	4
OKLAHOMA STATE DEPARTMENT OF HEALTH-PUBLIC HEALTH LABORATORY			4	100%	4
PM PEDIATRICS OF SELDEN		3	1	25%	4
ORLANDO FAMILY MEDICINE		1	3	75%	4
MD ANDERSON			4	100%	4
BAPTIST HEALTH MEDICAL CENTER			4	100%	4
FLORIDA HEART AND VASCULAR			4	100%	4
REDMED OF CROSSTOWN		1	3	75%	4
DISCOVERY VILLAGE AT STUART		1	3	75%	4
SHEEPSHEAD BAY URGENT CARE		4			4
UNILAB OF DADE INC			4	100%	4
A AND R RESEARCH GROUP LLC		2	2	50%	4
LABS PLUS LLC		4			4
MEDEXPRESS URGENT CARE PLEASANT HILLS		3	1	25%	4

# COVID-19: testing by laboratory

Data through Jan 15, 2021 verified as of Jan 16, 2021 at 09:25 AM

Data in this report are provisional and subject to change.

The numbers in the table below represent the number of Florida and non-Florida residents for whom test results were received by the Department of Health. A person can be tested by more than one laboratory and can have both positive and negative results. **Therefore, the sum of the numbers in each column will be larger than the total number of people tested.**

Reporting lab	Inconclusive	Negative	Positive	Percent positive	Total
MEDEXPRESS URGENT CARE, FAIRMONT		4			4
BOONE DRUG & HEALTHCARE AT DEERFIELD			4	100%	4
MINUTE CLINIC DIAGNOSTIC OF PENNSYLVANIA		4			4
RELIANT ACUTE CARE			4	100%	4
NIGHT LITE PEDIATRICS CENTER		1	3	75%	4
WHITE WILSON MEDICAL CENTER NEPHROLOGY			4	100%	4
TERRACINA LLC			4	100%	4
ARKANSAS DEPARTMENT OF HEALTH			4	100%	4
MC DIAGNOSTIC OF CONNECTICUT , PC # 3		2	2	50%	4
SOUTHEASTERN REGIONAL MEDICAL CENTER			4	100%	4
MARION AND BERNARD L SAMSON NURSING CENTER			4	100%	4
ADVENTHEALTH MEDICAL GROUP PEDIATRIC & ADOLESCENT		3	1	25%	4
MINUTECLINIC, LLC #03965		4			4
WIREGRASS MEDICAL CENTER			4	100%	4
MC DIAGNOSTIC OF CONNECTICUT, PC #1966		4			4
CELAL GUROL ERBAY, MD			4	100%	4
LAKE CONWAY URGENT CARE LLC		2	2	50%	4
RIVERVIEW ALF OPERATOR LLC			4	100%	4
CVS MINUTE CLINIC DIAGNOSTIC PA #3060		3	1	25%	4
AHC Decatur County		4			4
COLLIER HMA PHYSICIAN MANAGEMENT, LLC			4	100%	4
MEDEXPRESS URGENT CARE - FREDERICK		4			4
Avalon Healthcare and Rehabilitation Center			4	100%	4
Advanced Care Center			4	100%	4
WALGREENS #07034		4			4
ALVARO J DANGOND MD PA		4			4
MEMORIAL HEALTH CARE SYSTEMS			4	100%	4
MEDEXPRESS URGENT CARE - FORT WORTH S		3	1	25%	4
MINUTECLINIC DIAGNOSTIC OF VIRGINIA, LLC #255		4			4
PALM BEACH CANCER INSTITUTE			4	100%	4
DEVEREUX FLORIDA CHILDRENS CENTER			4	100%	4
LIFE CARE HOME HEALTH SERVICES LLC		1	3	75%	4
BRIDGE DIAGNOSTICS			4	100%	4
COURTYARD GARDENS OF BOYNTON BEACH, LLC		1	3	75%	4
DYNAMIC HEALTH CENTERS INC		2	2	50%	4
Grace Rehabilitation of Vero Beach		4			4
NEWPATH DIAGNOSTICS		4			4
PHYSICIANS IMMEDIATE CARE ELGIN			4	100%	4
NOVADX		2	2	50%	4
FCHC (OB)-DARWIN SQUARE CTR.			4	100%	4
MEDEXPRESS URGENT CARE - BECKLEY CROSS		3	1	25%	4
DEPARTMENT OF HEALTH/ NEW YORK			4	100%	4
ADVENT HEALTH - TUSKAWILLA		4			4
GUTHRIE MEDICAL GROUP - CORNING		3	1	25%	4
URGENT CARE - OCONEE		2	2	50%	4
MEDEXPRESS URGENT CARE HUNTINGTON		4			4
SIGNATURE CARE MONTROSE		2	2	50%	4

# COVID-19: testing by laboratory

Data through Jan 15, 2021 verified as of Jan 16, 2021 at 09:25 AM

Data in this report are provisional and subject to change.

The numbers in the table below represent the number of Florida and non-Florida residents for whom test results were received by the Department of Health. A person can be tested by more than one laboratory and can have both positive and negative results. **Therefore, the sum of the numbers in each column will be larger than the total number of people tested.**

Reporting lab	Inconclusive	Negative	Positive	Percent positive	Total
MEDEXPRESS - NEWARK		4			4
FLORIDA HEALTHCARE OF ORLANDO			4	100%	4
REHABILITATION CENTER OF WINTER PARK,THE			4	100%	4
COLUMBIA MEMORIAL HOSPITAL LABORATORY		4			4
FORSYTH HOUSE			4	100%	4
MINUTECLINIC DIAGNOSTIC OF VIRGINIA, LLC #1656		4			4
SANFORD SOUTH UNIVERSITY		4			4
DOTHAN PEDIATRIC CLINIC			4	100%	4
CVA MINUTE CLINIC DIAGNOSTIC OF VIRGINIA, LLC		4			4
CAPTAIN JAMES A. LOVELL FEDERAL HEALTHCARE CENTER			4	100%	4
LAKE CO SCHOOLS EMPLOYEE HEALTH & WELLNESS CENTER		3	1	25%	4
COASTAL COMPLETE CARE			4	100%	4
OHIO DEPARTMENT OF HEALTH			4	100%	4
OCHSNER MEDICAL CENTER			4	100%	4
VIERA FAMILY MEDICINE AND WELLNESS		3	1	25%	4
BAYFRONT MEDICAL			4	100%	4
Westminster Manor		3	1	25%	4
CLAY PRIMARY & FAMILY CARE LLC			4	100%	4
DYNACARE LABORATORIES			4	100%	4
WILLIAM A HINTON STATE LABORATORY INSTITUTE		1	3	75%	4
COMPREHENSIVE CLINICAL RESEARCH, LLC			4	100%	4
PRIMECARE		2	2	50%	4
HEALTH AND WELLNESS CENTER			4	100%	4
PELICAN LANDING		1	3	75%	4
CAYUGA COUNTY HEALTH DEPARTMENT		3	1	25%	4
KANSAS DEPARTMENT OF HEALTH		2	2	50%	4
BIG BEND HOSPICE INC		4			4
COVENIENT CARE MEDICAL CLINIC			4	100%	4
MIAMI COMMUNITY HEALTH CENTER INC		1	3	75%	4
CVS MINUTE CLINIC DIAGNOSTIC MED GRP OF SAN		2	2	50%	4
BAYLOR ESOTERIC AND MOLECULAR LAB			4	100%	4
MD NOW URGENT CARE - DELRAY WEST			4	100%	4
EAST HILL PHARMACY		3	1	25%	4
KETTERING HEALTH			4	100%	4
Heartland of Boynton Beach			4	100%	4
HEALTHY MINORS PEDIATRIC URGENT CARE		4			4
MC DIAGNOSTIC OF CONNECTICUT, PC #1043		4			4
BELLIN HEALTH LAB		1	3	75%	4
WYOMING PUBLIC HEALTH LAB			4	100%	4
LEMOYNE COLLEGE WELLNESS CENTER FOR		4			4
PALM HARBOR DERMATOLOGY		4			4
PENSACOLA PEDIATRICS MILTON			4	100%	4
TRIDENT BIOMETRICS		3	1	25%	4
FLORIDA HEALTH CARE PLANS STIRLING CENTER			4	100%	4
PRL NYC PANDEMIC RESPONSE LAB			4	100%	4
MINUTECLINIC DIAGNOSTIC OF MINNESOTA		4			4
MEMORIAL HEALTHCARE SYSTEM		1	3	75%	4

# COVID-19: testing by laboratory

Data through Jan 15, 2021 verified as of Jan 16, 2021 at 09:25 AM

Data in this report are provisional and subject to change.

The numbers in the table below represent the number of Florida and non-Florida residents for whom test results were received by the Department of Health. A person can be tested by more than one laboratory and can have both positive and negative results. **Therefore, the sum of the numbers in each column will be larger than the total number of people tested.**

Reporting lab	Inconclusive	Negative	Positive	Percent positive	Total
CVS MINUTE CLINIC, LLC #22		3	1	25%	4
UNIVERSITY OF WASHINGTON MEDICAL CENTER (UWMC) EMERGENCY DEPT.			4	100%	4
ST BARNABAS HOSPITAL		4			4
Sunrise Health and Rehabilitation Center			4	100%	4
KENTUCKY CABINET FOR HEALTH AND FAMILY SERVICES			4	100%	4
LAFAYETTE NURSING AND REHAB			4	100%	4
MINUTECLINIC DIAGNOSTIC OF NEVADA #87		2	2	50%	4
GENEVA GENERAL HOSPITAL LABORATORY		3	1	25%	4
SunTerrace Health Care Center		3	1	25%	4
MINUTE CLINIC, LLC #1434		4			4
WESLEY CHAPEL INTERNAL MEDICINE AND PEDIATRICS			4	100%	4
MEDEXPRESS URGENT CARE - TARENTUM		4			4
MEDEXPRESS URGENT CARE - LOGAN		4			4
HAMPTON ALF AT 24TH ROAD LLC			4	100%	4
AFFINITY URGENT CARE			4	100%	4
MEDEXPRESS URGENT CARE - MARKHAM STREE		3	1	25%	4
UHEALTH UNIVERSITY OF MIAMI			4	100%	4
OKLAHOMA STATE UNIVERSITY DIAGNOSTIC LAB			4	100%	4
FLORIDA SCHOOL FOR THE DEAF AND THE BLIND			4	100%	4
SJH			4	100%	4
CARE ONE PRIMARY CARE			4	100%	4
CAPITAL HEALTH LABORATORY INC			4	100%	4
FLORIDA HOSPITAL ALTAMONTE		2	2	50%	4
MINUTE CLINIC DIAGNOSTIC OF NORTH CAROLINA		4			4
MAILBOX DIAGNOSTICS		2	2	50%	4
MINUTE CLINIC LLC #2775		4			4
MAIN STREET MEDICAL CENTER OF CRESTVIEW PA		1	3	75%	4
BENEVA LAKES HEALTHCARE & REHAB CENTER			4	100%	4
CLINICAL LABORATORIES OF THE BUFFALO		3	1	25%	4
NORTHEAST ALABAMA REGIONAL MEDICAL CENTER		2	2	50%	4
PM PEDIATRICS OF BAYSIDE PLLC		4			4
ABSOLUTE HEALTH		4			4
FISHERMEN'S HOSPITAL			4	100%	4
MEDEXPRESS - NEW CASTLE, DUPONT HWY		4			4
FLORIDA CANCER SPECIALISTS AND RESEARCH		2	2	50%	4
VITAL CARE URGENT CARE			4	100%	4
ENTRUST IMMEDIATE CARE			4	100%	4
DOCTORS EXPRESS OF ST PETERSBURG			4	100%	4
GUIDEWELL EMERGENCY MEDICINE DOCTORS LLC			4	100%	4
APEX HOME HEALTH CARE		4			4
PUTNAM HOSPITAL CENTER LABORATORY		4			4
MARSHALL MEDICAL CENTER SOUTH LAB		3	1	25%	4
MEDEXPRESS - COLLINSVILLE BELT LINE		3	1	25%	4
ENCOMPASS HOME HEALTH		4			4
ORLANDO ORTHOPAEDIC OUTPATIENT SURGERY CENTER		1	3	75%	4
FLORIDA CLINICAL LABORATORY - BIOREFERENCE LABORATORIES		2	2	50%	4
CHILDREN'S MEDICAL GROUP		4			4

# COVID-19: testing by laboratory

Data through Jan 15, 2021 verified as of Jan 16, 2021 at 09:25 AM

Data in this report are provisional and subject to change.

The numbers in the table below represent the number of Florida and non-Florida residents for whom test results were received by the Department of Health. A person can be tested by more than one laboratory and can have both positive and negative results. **Therefore, the sum of the numbers in each column will be larger than the total number of people tested.**

Reporting lab	Inconclusive	Negative	Positive	Percent positive	Total
DES PLAINES CLINICAL LAB		2	2	50%	4
BIOTEST PLASMA CENTER		4			4
MIAMI MEDICAL CONSULTANT PA			4	100%	4
PANCARE HEALTH - PONCE DE LEON			4	100%	4
NAVAL MEDICAL CENTER SAN DIEGO			4	100%	4
MEDICINE SHOPPE #1306 THE		3	1	25%	4
VIDANT MEDICAL CENTER			4	100%	4
ADVENTHEALTH NEW SMYRNA BEACH COMMUNITY HEALTH			4	100%	4
MINUTECLINIC DIAGNOSTIC OF ILLINOIS		3	1	25%	4
HELIX KH UC			4	100%	4
NORTHDAL REHABILITATION CENTER			4	100%	4
ALL CHILDREN'S HOSPITAL DEPT OF GENERAL PEDIATRICS			4	100%	4
MINUTECLINIC DIAGNOSTIC OF OKLAHOMA		3	1	25%	4
COMPASSION PEDIATRICS			4	100%	4
Calusa Harbour			4	100%	4
BARTON MEMORIAL HOSPITAL		3	1	25%	4
MINUTECLINIC DIAGNOSTICS OF IND, LLC		4			4
OPTUM PRIMARY CARE - FOUNTAIN OAKS			4	100%	4
MINUTECLINIC, LLC, #4160		2	2	50%	4
UNION CITY MANOR NURSING CENTER		4			4
FIFTH AVENUE PEDIATRICS		3	1	25%	4
CARENOW URGENT CARE-HERMITAGE			4	100%	4
SOUTHWESTERN REGIONAL MEDICAL CENTER - TULSA		4			4
ADVENTHEALTH MEDICAL GROUP MULTISPECIALTY			4	100%	4
MEDEXPRESS URGENT CARE - MBURG COMMONS		4			4
TARPON SPRINGS PEDIATRICS, LLC			4	100%	4
ELITE MEDICAL CENTER			4	100%	4
Health Care Center of Jacksonville			4	100%	4
Millennium Nursing & Rehab Center		4			4
SOMA MEDICAL CENTER, PA #4 FLORIDA MANGO			4	100%	4
PANCARE HEALTH YOUNGSTOWN			4	100%	4
ST ANTHONY'S HOSP PATIENT CARE SERVICE			4	100%	4
LAKE FOREST PARK OP CO LLC		4			4
ACCESS HOME HEALTH OF FLORIDA LLC		4			4
ESTATES MEDICAL CENTER INC			4	100%	4
VRL LABORATORIES			4	100%	4
TENDER CARE ALF		4			4
MARSHFIELD LABORATORIES			4	100%	4
RIO PINAR HEALTH CARE			4	100%	4
CARENOW URGENT CARE - WINTER SPRINGS		3	1	25%	4
CAPE COD HOSPITAL			4	100%	4
MIZELL MEMORIAL HOSPITAL			4	100%	4
MEDEXPRESS URGENT CARE MORGANTOWN		4			4
CALLAWAY CLINIC		3	1	25%	4
OMNICARE PHARMACY OF TEXAS 1		4			4
GNT ASSOCIATES		3	1	25%	4
MEDEXPRESS URGENT CARE - BLUEFIELD		3	1	25%	4



# COVID-19: testing by laboratory

Data through Jan 15, 2021 verified as of Jan 16, 2021 at 09:25 AM

Data in this report are provisional and subject to change.

The numbers in the table below represent the number of Florida and non-Florida residents for whom test results were received by the Department of Health. A person can be tested by more than one laboratory and can have both positive and negative results. **Therefore, the sum of the numbers in each column will be larger than the total number of people tested.**

Reporting lab	Inconclusive	Negative	Positive	Percent positive	Total
BIRMINGHAM VAMC		1	3	75%	4
FHCP – ORMOND BEACH			4	100%	4
MINUTECLINIC DIAG OF IND LLC #8651		3	1	25%	4
NEMOURS CHILDREN'S CLINIC			4	100%	4
EXPRESS TESTING-ONE			4	100%	4
PHYSICIANS IMMEDIATE CARE AURORA			4	100%	4
INTERMARKET FACILITY			4	100%	4
VENICE GREEN VILLAGE		3	1	25%	4
MEDEXPRESS URGENT CARE - WEIRTON		4			4
SOMA MEDICAL CENTER # 4		2	2	50%	4
OVIDO CHILDRENS HEALTH CENTER LLC		1	3	75%	4
ACCENT PHYSICIAN SPECIALISTS PA		4			4
MEDEXPRESS URGENT CARE - SOUTH PARKERSBURG		4			4
THE RETREAT AT PORT ORANGE			4	100%	4
NEULIFE NEUROLOGICAL SERVICES LLC			4	100%	4
Walker BaptistMedCtr		3	1	25%	4
THONOTOSASSA COMMUNITY HEALTH CENTER		1	3	75%	4
MINUTECLINIC DIAGNOSTIC OF VIRGINIA		4			4
MEDEXPRESS URGENT CARE - CULPEPER		4			4
DIAGNOSTECHS		4			4
AHEC CLINIC		1	3	75%	4
URGENT CARE COASTAL GA			4	100%	4
CONSULATE HEATH CARE AT WEST ALTAMONTE			4	100%	4
CAREWELL 202			4	100%	4
FAMILY MEDICINE AT WATERMAN		4			4
IMIC INC RESEARCH			4	100%	4
BARBARA O'REILLY MD PA		4			4
SHARP MEMORIAL HOSPITAL MICROBIOLOGY DEPT			4	100%	4
MEDEXPRESS URGENT CARE - TEAYS VALLEY		3	1	25%	4
THE LITTLE CLINIC			4	100%	4
DEPARTMENT OF HEALTH AND HUMAN SERVICES STATE OF NEW HAMPSHIRE			4	100%	4
CARENOW URGENT CARE-DONELSON		3	1	25%	4
MEDEXPRESS URGENT CARE - MOUNTAIN HOME		3	1	25%	4
FLAGLER HEALTH SERVICES INC			4	100%	4
SIGNATURE CARE EMERGENCY CENTER		2	2	50%	4
CENTERPLACE HEALTH, INC			4	100%	4
MINUTE CLINIC DIAGNOSTIC OF TEXAS, LLC		4			4
THE DOCTORS CENTER HEALTHCARE-SOUTHSIDE		1	3	75%	4
MEDEXPRESS URGENT CARE - KOKOMO		4			4
ARCPPOINT LABS OF FORT LAUDERDALE, FL CENTRAL		1	3	75%	4
INTEGRATED FAMILY MEDICAL CENTER			4	100%	4
FRUITVILLE URGENT CARE			4	100%	4
Fouraker Hills Rehab and Nursing			4	100%	4
CDRX INFUSION			4	100%	4
LEON MEDICAL CENTERS, LLC			4	100%	4
CAREATC, INC.			4	100%	4
L3HARRIS FAMILY MEDICAL CENTER			4	100%	4

# COVID-19: testing by laboratory

Data through Jan 15, 2021 verified as of Jan 16, 2021 at 09:25 AM

Data in this report are provisional and subject to change.

The numbers in the table below represent the number of Florida and non-Florida residents for whom test results were received by the Department of Health. A person can be tested by more than one laboratory and can have both positive and negative results. **Therefore, the sum of the numbers in each column will be larger than the total number of people tested.**

Reporting lab	Inconclusive	Negative	Positive	Percent positive	Total
GENUS DIAGNOSTICS			4	100%	4
VITRO MOLECULAR LABORATORIES			4	100%	4
TRUE HEALTH- HOFFNER		3	1	25%	4
SIMEDHEALTH LLC		2	2	50%	4
MEDEXPRESS URGENT CARE - PRINCETON		4			4
DISCOVERY VILLAGE AT DEERWOOD			4	100%	4
FLORENCE - HUNTSVILLE HOSPITAL URGENT CARE		3	1	25%	4
MD NOW MEDICAL CENTER INC			4	100%	4
VITAS HEALTHCARE			4	100%	4
REMISE OCCUPATIONAL HEALTH SOLUTIONS INC			4	100%	4
PEACEHEALTH LABORATORIES		3	1	25%	4
SONIC REFERENCE LABORATORY			4	100%	4
MC DIAGNOSTIC OF CONNECTICUT, PC # 257		3	1	25%	4
DTR LABS		3	1	25%	4
A & R RESEARCH GROUP			4	100%	4
CRESTAR LABS		2	2	50%	4
Park Ridge Nursing Center		3	1	25%	4
UW MEDICINE VIROLOGY LAB			4	100%	4
MEDEXPRESS URGENT CARE - MT LEBANON		3	1	25%	4
MINUTECLINIC DIAGNOSTIC OF GEORGIA, LL		4			4
COMPUNET CLINICAL LAB			4	100%	4
MINUTE-CLINIC DIAGNOSTIC OF VIRGINIA, LLC #794		4			4
West Gate Village, LLC		4			4
SOUTH FLORIDA FAMILY HEALTH & RESEARCH CTR			4	100%	4
SOUTHERN LABORATORY SERVICES OF NWF		4			4
MEDEXPRESS URGENT CARE - CLARKSBURG		4			4
COMPASSION PEDIATRIC URGENT CARE LLC			3	100%	3
STRINGFELLOW MEMORIAL HOSPITAL		3			3
SPARROW CENTRAL LAB			3	100%	3
RIVER CITY MEDICAL ASSOCIATES INC			3	100%	3
TAYLOR MANOR		1	2	67%	3
TIEHH BIOTERRORISM RESPONSE LAB			3	100%	3
LEE CONVENIENT CARE AT SUMMERLIN			3	100%	3
RICHMOND CITY DEPARTMENT OF PUBLIC HEALTH			3	100%	3
BNC Medical Investors, LLC Berrien Nursing & Rehabilitation Center		3			3
SIGNATURE CARE PFLUGERVILLE			3	100%	3
PINELLAS PARK HEALTH CENTER - PINELLAS CHD		1	2	67%	3
ADVENTHEALTH CENTRA CARE PONCIANA			3	100%	3
MEDEXPRESS URGENT CARE-CHIPPEWA		2	1	33%	3
STATCARE URGENT & WALK IN MEDICAL CARE		2	1	33%	3
MEDICAL SERVICES OF AMERICA HOME HEALTH		3			3
MOULTRIE CREEK NURSING AND REHAB			3	100%	3
PHYSICIANS REGIONAL MEDICAL CTR - COLLIER BLVD			3	100%	3
JOHNNIE RUTH CLARKE LAB			3	100%	3
ST. PETERSBURG PEDIATRICS			3	100%	3
BROOKDALE ORANGE PARK		3			3
LISTENING DOCTOR PLLC, THE			3	100%	3

# COVID-19: testing by laboratory

Data through Jan 15, 2021 verified as of Jan 16, 2021 at 09:25 AM

Data in this report are provisional and subject to change.

The numbers in the table below represent the number of Florida and non-Florida residents for whom test results were received by the Department of Health. A person can be tested by more than one laboratory and can have both positive and negative results. **Therefore, the sum of the numbers in each column will be larger than the total number of people tested.**

Reporting lab	Inconclusive	Negative	Positive	Percent positive	Total
KESHAV RX LLC		3			3
BRANDON REGIONAL EMERGENCY CTR			3	100%	3
NEMOURS CHILDRENS PRIMARY CARE MAITLAND			3	100%	3
HEALTHCARE NETWORK OF SOUTHWEST FLORIDA			3	100%	3
SUMTER COUNTY HEALTH DEPARTMENT			3	100%	3
OHIO HEALTH DOCTORS HOSPITAL			3	100%	3
MINUTECLINIC, LLC #5707		3			3
HARLEM HOSPITAL CENTER		3			3
ORCHID COVE DAYTONA			3	100%	3
ELITE PRIMARY CARE OF WAYCROSS			3	100%	3
MEDEXPRESS URGENT CARE - SUMMERSVILLE, WEBSTER RD		3			3
SIGNATURE URGENT CARE			3	100%	3
MEDLAB INC		3			3
CVS TN5601POCT LENOIR CITY		3			3
ALLIED PHYSICIANS GROUP PLLC		3			3
MOBIL LAB FOR ALL INC		3			3
CTRS			3	100%	3
LIZS ADULT CARE		3			3
TREASURE COAST PEDIATRICS PA			3	100%	3
Hunterdon Medical Center Laboratory		3			3
TMH PHYSICIAN PARTNERS BLOUNTSTOWN			3	100%	3
TUFTS MEDICAL CENTER			3	100%	3
FLORIDA DEPARTMENT OF HEALTH IN MIAMI DADE COUNTY		2	1	33%	3
ESTERO FIRE RESCUE		3			3
MINUTE CLINIC DIAGNOSTIC OF VIRGINIA, LLC		3			3
NORTH BROWARD HOSPITAL DISTRICT HEALTHCARE FOR THE HOMELESS			3	100%	3
VILLAGES HEALTH, THE		3			3
PARRISH MEDICAL CENTER-WAIVED TESTING		3			3
DEACONESS HOSPITAL			3	100%	3
MEDEXPRESS URGENT CARE - YORK			3	100%	3
MINUTECLINIC, LLC #1431		2	1	33%	3
Westside Terrace		3			3
PARADIGM LABORATORIES			3	100%	3
MINUTECLINIC #2860		3			3
MEDEXPRESS URGENT CARE - RICHMOND, W BROAD ST		3			3
PATHOLOGY REFERENCE LAB LLC			3	100%	3
MINUTECLINIC DIAGNOSTIC OF NORTH CAROLINA PC #7054		3			3
FLORIDA HOSPITAL LABORATORIES		3			3
MONTANA DEPARTMENT OF PUBLIC HEALTH & HUMAN SERVICES			3	100%	3
MINUTECLINIC DIAGNOSTIC OF LOUISIANA,		2	1	33%	3
ADVENT HEALTH - CENTRAL PASCO ER			3	100%	3
NORTH SHORE HOSP. INFECTION CONTROL			3	100%	3
NORTH NAPLES HOSPITAL RESPIRATORY THERAPY DEPARTMENT			3	100%	3
UNC HOSPITAL/MCLENDON CLINICAL LABORATORIES			3	100%	3
Rutgers Health Rwj University Hospital - Laboratory		2	1	33%	3
HELIX MEDICAL CENTERS		1	2	67%	3
BRENTWOOD SENIOR LIVING AT ST PETE			3	100%	3

# COVID-19: testing by laboratory

Data through Jan 15, 2021 verified as of Jan 16, 2021 at 09:25 AM

Data in this report are provisional and subject to change.

The numbers in the table below represent the number of Florida and non-Florida residents for whom test results were received by the Department of Health. A person can be tested by more than one laboratory and can have both positive and negative results. **Therefore, the sum of the numbers in each column will be larger than the total number of people tested.**

Reporting lab	Inconclusive	Negative	Positive	Percent positive	Total
ADVENT HEALTH - WESTCHASE ER			3	100%	3
BETH ISRAEL MEDICAL CENTER LABS		3			3
BETTERMED URGENT CARE			3	100%	3
GRAND VILLA OF ORMOND BEACH		2	1	33%	3
CUMBERLAND MEDICAL CENTER INC		3			3
MONTEFIORE MEDICAL CENTER LABS MONTEFIORE		2	1	33%	3
HELIX LW UC		1	2	67%	3
SHANDS AT LAKE SHORE LAB		1	2	67%	3
NORTH FLORIDA / SOUTH GEORGIA VETERANS HEALTH SYSTEM			3	100%	3
NORTHERN LIGHT LABORATORY		1	2	67%	3
BROOKDALE SENIOR LIVING			3	100%	3
RPC@HODGES			3	100%	3
ADVENT HEALTH MEDICAL GROUP FAMILY MEDICINE			3	100%	3
PLEASANTVILLE OF SEBASTIAN LLC			3	100%	3
PATIENT FIRST - ALLENTOWN			3	100%	3
MEDFIRST URGENT CARE			3	100%	3
CVS MINUTE CLINIC DIAG OF IND LLC #5206		2	1	33%	3
IOWA DEPARTMENT OF PUBLIC HEALTH			3	100%	3
ACL LABORATORIES INDUSTRIAL TOXICOLOGY			3	100%	3
LEXINGTON MEDICAL CENTER		1	2	67%	3
USCG SECTOR ST PETE		1	2	67%	3
MEDEXPRESS URGENT CARE - WICHITA, S SENECA ST		1	2	67%	3
CORTLAND COUNTY HEALTH DEPARTMENT		3			3
MORGAN STANLEY HEALTH CENTER		3			3
LITTLE SPURS PEDIATRIC URGENT CARE		1	2	67%	3
ST. CLOUD PHARMACY AND WELLNESS CENTER		3			3
VELOCITY CARE			3	100%	3
TIFTON CARECONNECT URGENT CARE			3	100%	3
HARBORCHASE OF STUART			3	100%	3
NYC PUBLIC HEALTH LABS			3	100%	3
Gulf Shore Care Center			3	100%	3
MINUTECLINIC DIAGNOSTIC OF MICHIGAN, P		3			3
FIRST CARE - MIDDLESBORO			3	100%	3
ALLIANCE PEDIATRICS PA			3	100%	3
APEX CLINICAL LABORATORIES INC		3			3
LEWIS COUNTY MANOR		3			3
ST LUKES HOSPITAL LABORATORY		2	1	33%	3
PATHWAY PHARMACY			3	100%	3
EMORY BENNETT VETERANS NURSING HOME		3			3
Life Care Center of Orlando			3	100%	3
MONTANA PUBLIC HEALTH LAB			3	100%	3
CVS OH6123POCT CINCINNATI		2	1	33%	3
OHIO CVS STORES		3			3
TERENCE B MITCHELL MD, INC			3	100%	3
NEMOURS CHILDRENS PRIMARY CARE HORIZON WEST			3	100%	3
ST. PETERSBURG PEDIATRICS- 38TH AVENUE			3	100%	3
BROOKDALE NEW PORT RICHEY			3	100%	3

# COVID-19: testing by laboratory

Data through Jan 15, 2021 verified as of Jan 16, 2021 at 09:25 AM

Data in this report are provisional and subject to change.

The numbers in the table below represent the number of Florida and non-Florida residents for whom test results were received by the Department of Health. A person can be tested by more than one laboratory and can have both positive and negative results. **Therefore, the sum of the numbers in each column will be larger than the total number of people tested.**

Reporting lab	Inconclusive	Negative	Positive	Percent positive	Total
LONG ISLAND UNIVERSITY - POST CAMPUS		3			3
GREATER MOBILE URGENT CARE – SPRINGHILL			3	100%	3
MINUTECLINIC DIAG OF IND LLC #6840		3			3
NORTHCREST MEDICAL CENTER		1	2	67%	3
PEDIATRICS AND ADOLESCENT MEDICINE		2	1	33%	3
KISSIMMEE URGENT CARE		3			3
NEWSTAR MEDICAL LABORATORIES		3			3
Magnolia Health and Rehab Center			3	100%	3
BEEBE MEDICAL CENTER LABORATORY		3			3
CVS MO3087POCT CREVE COEUR		1	2	67%	3
Gulfport Rehabilitation Center			3	100%	3
JS HEALTHCARE		2	1	33%	3
Nashville Central Laboratory		3			3
SUNRISE SENIOR LIVING OF JACKSONVILLE			3	100%	3
ORLANDO CLINICAL RESEARCH CENTER		3			3
PINELLAS POINT NURSING AND REHAB			3	100%	3
DIXIE COUNTY EMERGENCY SERVICES			3	100%	3
MINUTECLINIC DIAGNOSTIC OF TN PC #6435		3			3
VIRTUA MEMORIAL HOSPITAL BURLINGTON COUNTY		1	2	67%	3
MPG JACKSONVILLE ATLANTIC BLVD		1	2	67%	3
OPENTRONS PRL		2	1	33%	3
THE CLINIC OF PEDIATRICS & GI MEDICINE, INC			3	100%	3
KINDRED HOSPITAL OCALA		2	1	33%	3
ACCESS HEALTH CARE		2	1	33%	3
COASTAL LABORATORIES OF FLORIDA			3	100%	3
LUVERNE HEALTH AND REHABILITATION		3			3
ST JOSEPHS CHILDRENS OUTREACH			3	100%	3
HAVEN HOSPICE IN CHIEFLAND			3	100%	3
MEDICAL UNIVERSITY SC HOSPITAL			3	100%	3
MINUTECLINIC, DIAGNOSTIC OF TEXAS, LL		3			3
CROSSVILLE MEDICAL GROUP		1	2	67%	3
INDIANA STATE DEPARTMENT OF HEALTH LABORATORIES			3	100%	3
ADEPT INPATIENT MEDICAL SERVICES PC		3			3
MINUTECLINIC DIAGNOSTIC OF NORTH CAROLINA PC #5341		2	1	33%	3
ST. LUKE'S HOSPITAL - BETHLEHEM CAMPUS		1	2	67%	3
SEMINOLE FAMILY HEALTH CENTER		3			3
HOUSTON METHODIST HOSPITAL			3	100%	3
WELLMED AT APOLLO BEACH BLVD		1	2	67%	3
ROANE MEDICAL CENTER		2	1	33%	3
GAINESVILLE PEDIATRIC ASSOCIATES			3	100%	3
TRUE HEALTH – LAKE UNDERHILL		3			3
Centrastate Medical Center		2	1	33%	3
MUNSON MEDICAL CENTER			3	100%	3
VA OUTPATIENT CLINIC-NEW PORT RICHEY			3	100%	3
ADRIANA M CASTRO MD PA		3			3
HEALTHQUEST, INC		2	1	33%	3
Bainbridge Health and Rehab		3			3



# COVID-19: testing by laboratory

Data through Jan 15, 2021 verified as of Jan 16, 2021 at 09:25 AM

Data in this report are provisional and subject to change.

The numbers in the table below represent the number of Florida and non-Florida residents for whom test results were received by the Department of Health. A person can be tested by more than one laboratory and can have both positive and negative results. **Therefore, the sum of the numbers in each column will be larger than the total number of people tested.**

Reporting lab	Inconclusive	Negative	Positive	Percent positive	Total
MINUTECLINIC, LLC #4682		2	1	33%	3
MID FLORIDA CLINICAL LABORATORY		2	1	33%	3
TARRANT COUNTY PUBLIC HEALTH		3			3
MINUTECLINIC LLC #5176			3	100%	3
WYOMING DEPT OF HEALTH			3	100%	3
MED FUSION			3	100%	3
Enterprise Health and Rehabilitation Center		3			3
BOLING, STEPHANIE		3			3
LOYOLA UNIVERSITY MEDICAL CENTER LABORATORY			3	100%	3
PALM BEACH COUNTY FIREFIGHTERS HEALTH CLINIC, LLC			3	100%	3
FELICIDAD MEDICAL CENTER INC			3	100%	3
INSPIRA MEDICAL CENTER VINELAND LAB		2	1	33%	3
MEDEXPRESS URGENT CARE - TULSA, S YALE AVE		3			3
QUEST DIAGNOSTICS PSC			3	100%	3
OHIO DEPARTMENT OF HEALTH LABORATORY		2	1	33%	3
ESCO DRUG CO INC		3			3
QUATRACOR PLLC		3			3
CELEBRATION PEDIATRICS PA			3	100%	3
SISD EMPLOYEE HEALTH CLINIC			3	100%	3
AUSTIN PUBLIC HEALTH			3	100%	3
CONSOLIDATED LABORATORY SERVICES			3	100%	3
AMERICAN SCIENTIFIC LABORATORIES LLC			3	100%	3
ALOHA HOME CARE LLC DBA ACCENTCARE HOME HEALTH OF		3			3
DANIEL M LIBBY MD PLLC		3			3
Life Care Center of Citrus County		2	1	33%	3
FHPG TAMPA PRIMARY CARE			3	100%	3
HIALEAH SHORES NURSING AND		2	1	33%	3
LINCOLN MEDICAL CENTER		3			3
URGENT DOC - URGENT CARE CLINIC			3	100%	3
BROOKDALE OAKBRIDGE		1	2	67%	3
ADVENTHEALTH SEBRING- INFECTION CONTROL DEPARTMENT			3	100%	3
GLADES COUNTY DETENTION CENTER			3	100%	3
MONROE COUNTY DEPT OF PUBLIC HEALTH ST		3			3
MEDICAL CENTER OF THE ROCKIES			3	100%	3
MEDEXPRESS URGENT CARE, CHAMBERSBURG		2	1	33%	3
MEDEXPRESS URGENT CARE-HERSHEY		2	1	33%	3
MEDEXPRESS URGENT CARE MARTINSBURG		2	1	33%	3
LAHEY CLINIC MEDICAL CENTER			3	100%	3
MINUTE CLINIC LLC #5706		2	1	33%	3
MEDEXPRESS URGENT CARE-ARLINGTON		2	1	33%	3
FLORIDA MENTOR-POINT WEST CLUSTER		3			3
YORK HOSPITAL - LABORATORY			3	100%	3
RAPID CITY RUGENT CARE			3	100%	3
CULLMAN REGIONAL MEDICAL CENTER		2	1	33%	3
MEDEXPRESS URGENT CARE - NORTH LITTLE		2	1	33%	3
COOPER UNIVERSITY HOSPITAL LABORATORY		2	1	33%	3
CGH MEDICAL CENTER			3	100%	3

# COVID-19: testing by laboratory

Data through Jan 15, 2021 verified as of Jan 16, 2021 at 09:25 AM

Data in this report are provisional and subject to change.

The numbers in the table below represent the number of Florida and non-Florida residents for whom test results were received by the Department of Health. A person can be tested by more than one laboratory and can have both positive and negative results. **Therefore, the sum of the numbers in each column will be larger than the total number of people tested.**

Reporting lab	Inconclusive	Negative	Positive	Percent positive	Total
COVENANT PEDIATRICS		1	2	67%	3
PEDIATRICS BY THE SEA JOG RD OFFICE			3	100%	3
UNITY HEALTH AND REHABILITATION CENTER			3	100%	3
CARENOW URGENT CARE - CENTRAL AUSTIN			3	100%	3
SUMNER REGIONAL MEDICAL CENTER		2	1	33%	3
MINUTECLINIC INCORPORATE, LLC		3			3
Broadview Multi-Care Center		3			3
MEDEXPRESS URGENT CARE, BELLE VERNON		3			3
MINUTECLINIC, LLC #7139		3			3
FLORIDA GASTROENTEROLOGY ASSOCIATES PA		3			3
ALABAMA DEPT PUBLIC HEALTH			3	100%	3
Greystone Health Care Center		3			3
LIFEHOPE LABS			3	100%	3
GARCIA MORALES NELSON			3	100%	3
FLORIDA LABORATORY ANALYSIS, LLC			3	100%	3
REELFOOT FAMILY WALK IN CLINIC		2	1	33%	3
MINUTECLINIC LLC (1435)		3			3
ST MARYS MEDICAL CENTER			3	100%	3
GYN PATH SERVICES			3	100%	3
LOUISIANA DEPT. OF HEALTH AND HOSPITALS-INFECTIOUS DISEASE EPI SECTION			3	100%	3
CAREWELL URGENT CARE			3	100%	3
SOUTH COUNTY MENTAL HEALTH CENTER INC			3	100%	3
MEDICAL CENTER ENTERPRISE			3	100%	3
FOX FAMILY PRACTICE		3			3
MARYLAND STATE DEPT OF HEALTH	2		1	33%	3
TERRACE OF ST CLOUD, THE		2	1	33%	3
ABBOTT DIAGNOSTICS			3	100%	3
Cleveland Clinic Weston			3	100%	3
NORTHWEST FLORIDA CLINICAL LAB		1	2	67%	3
PM PEDIATRICS OF SELDEN PLLC		3			3
RHEA MEDICAL CENTER		3			3
PRISMA HEALTH MIDLANDS			3	100%	3
MEDEXPRESS URGENT CARE - WALDORF, CRAIN HWY		3			3
ORLANDO REGIONAL HEALTH SERVICES		1	2	67%	3
NITIN BAWA PROFESSIONAL ASSOCIATES			3	100%	3
DACH MAIN LAB			3	100%	3
State Lab Unspecifd			3	100%	3
CVS HEALTH MINUTE CLINIC			3	100%	3
ALLIANCE FOR MULTISPECIALTY RESEARCH		3			3
MADISON COUNTY HEALTH DEPARTMENT		3			3
MEDEXPRESS URGENT CARE LAVALE		3			3
FLORIDA HOSPITAL PHYSICIANS GROUP		1	2	67%	3
VIRGINIA DIVISION OF CONSOLIDATED LABORATORIES			3	100%	3
ALLIANCE LABS @LRMC			3	100%	3
CARESPOT-WELLINGTON			3	100%	3
LATCHER LABORATORY OF A O FOX MEMORIAL		2	1	33%	3
SANDGATE GARDENS REHAB & NURSING CENTER		2	1	33%	3

# COVID-19: testing by laboratory

Data through Jan 15, 2021 verified as of Jan 16, 2021 at 09:25 AM

Data in this report are provisional and subject to change.

The numbers in the table below represent the number of Florida and non-Florida residents for whom test results were received by the Department of Health. A person can be tested by more than one laboratory and can have both positive and negative results. **Therefore, the sum of the numbers in each column will be larger than the total number of people tested.**

Reporting lab	Inconclusive	Negative	Positive	Percent positive	Total
PREMIER CLINICAL RESEARCH INSTITUTE INC			3	100%	3
BAPTIST OUTPATIENT SERVICES			3	100%	3
SEBRING PEDIATRICS LLC			3	100%	3
MINUTECLINIC DIAG OF IND, LLC #6483		1	2	67%	3
MINUTECLINIC DIAGNOSTIC OF ILLINOIS LL		3			3
NORTHSIDE HOSPITAL ATLANTA		3			3
TAMPA		1	2	67%	3
MINUTECLINIC, LLC #05814		3			3
SUN TERRACE HEALTH CARE CENTER			3	100%	3
WATSON THERAPEUTICS INC			3	100%	3
MICHIGAN HEALTH CLINIC LABORATORIES		2	1	33%	3
ADVICE FOR OPTIMAL WELLNESS, INC			3	100%	3
TMH PHYSICIAN PARTNERS SOUTHWOOD			3	100%	3
HUNT CLUB MEDICAL CARE			3	100%	3
LAKE MARY HEALTH AND REHABILITATION CENTER		1	2	67%	3
CHEEK AND SCOTT DRUGS INC		3			3
SENTARA NORFOLK GENERAL HOSPITAL CENTRAL LAB			3	100%	3
SCHIFF CENTER FOR LIVER DISEASES		1	2	67%	3
CELEBRATION PEDIATRICS			3	100%	3
COMMUNICABLE DISEASE CONTROL/PUBLIC HEALTH EMERGENCY PREPAREDNESS			3	100%	3
PROMPT CARE OF CENTRAL FLORIDA LLC			3	100%	3
NOVANT HEALTH PRESBYTERIAN		2	1	33%	3
BAPTIST PRIMARY CARE, INC.		2	1	33%	3
NORTHSIDE HOSPITAL		2	1	33%	3
UNIVERSITY OF MIAMI / SCCC RESEARCH LABORATORY			3	100%	3
SCIENTIFIC LABORATORY DIVISION			3	100%	3
CVS MINUTE CLINIC DIAGNOSTIC OF TEXAS		3			3
NC STATE LABORATORY OF PUBLIC HEALTH		3			3
MERCY URGENT CARE			3	100%	3
NORTH DADE NURSING AND REHABILITATION CENTER			3	100%	3
GENTLE HANDS MOBILE PHLEBOTOMY			3	100%	3
ERIE COUNTY PUBLIC HEALTH CLINICAL		3			3
MORTON PLANT NORTH BAY HOSPITAL			3	100%	3
FLORIDA MEDICAL ASSOCIATES LLC			3	100%	3
CVS SC3838POCT ANDERSON		3			3
PPD - IXLAYER		3			3
HILLVIEW LABORATORY			3	100%	3
MEDEXPRESS URGENT CARE SHADYSIDE		3			3
MEASE CONTINUING CARE		1	2	67%	3
FHPG FAMILY MEDICAL CENTER OF TAMPA BAY		1	2	67%	3
JOHN T MACKAY MD			3	100%	3
SMOKY MOUNTAIN URGENT CARE AND FAMILY MEDICINE CENTER			3	100%	3
MINUTECLINIC DIAG OF IND LLC #6998		2	1	33%	3
CIGNA PBSO WEST PALM			3	100%	3
CARENOW-ATASCOCITA			3	100%	3
SURETOX LABORATORY LLC		2	1	33%	3
VICAR'S LANDING NURSING HOME		2	1	33%	3

# COVID-19: testing by laboratory

Data through Jan 15, 2021 verified as of Jan 16, 2021 at 09:25 AM

Data in this report are provisional and subject to change.

The numbers in the table below represent the number of Florida and non-Florida residents for whom test results were received by the Department of Health. A person can be tested by more than one laboratory and can have both positive and negative results. **Therefore, the sum of the numbers in each column will be larger than the total number of people tested.**

Reporting lab	Inconclusive	Negative	Positive	Percent positive	Total
PENSACOLA PEDIATRICS PA - TIGER POINT			3	100%	3
MINUTECLINIC DIAGNOSTIC OF TN PC #240		3			3
WINDER NURSING INC DBA WINDER HEALTH CARE		3			3
GROVES CENTER			3	100%	3
NORTH DAKOTA DEPT OF HEALTH MICROBIOLOGY		1	2	67%	3
MEADOWS AT CYPRESS GARDENS, THE		3			3
SPRING LAKE REHABILITATION CENTER			3	100%	3
SOFTLAB			3	100%	3
WEST TN HEALTH MED NORTH		3			3
ADVANCED URGENT CARE OF MARATHON			3	100%	3
ADVANCED PEDIATRICS OF BOCA LLC			3	100%	3
THE PATHOLOGY LABORATORY		1	2	67%	3
FAMILY MEDICINE MEDICAL DRIVE		3			3
CENTRAL DUPAGE HOSPITAL			3	100%	3
ADVANCED PEDIATRICS			3	100%	3
CULLMAN REGIONAL URGENT CARE		2	1	33%	3
EXPRESS CARE OF TAMPA BAY LLC		2	1	33%	3
SANFORD MOBILE LAB			3	100%	3
MINUTECLINIC DIAGNOSTIC OF WISCONSIN,		3			3
MEDEXPRESS URGENT CARE - WILKES BARRE		2	1	33%	3
PALMS WEST HOSPITAL			3	100%	3
MINUTECLINIC DIAGNOSTIC MED GRP OF SAN		3			3
Bethany Health and Rehab		3			3
ONSLOW MEMORIAL HOSPITAL LABORATORY		3			3
HAVEN CUSTEAD CARE CENTER			3	100%	3
PUBLIC HEALTH TRUST OF MIAMI DADE COUNTY			3	100%	3
MINUTECLINIC, LLC, DBA MINUTECLINIC #6		3			3
SSM HEALTH ST LOUIS MICROBIOLOGY LABORATORY		1	2	67%	3
COVID PROCESSING SITE			3	100%	3
EP LTC PHARMACY		2	1	33%	3
EXETER HOSPITAL		3			3
GONZALEZ MD AND ASWAD MD HEALTH SERVICES			3	100%	3
CAMPAZZI CONCIERGE MEDICAL SERVICES		2	1	33%	3
MANORCARE NURSING & REHABILITATION CENTER-NAPLES		3			3
JACKSON SOUTH COMMUNITY HOSPITAL LAB			3	100%	3
MINUTECLINIC DIAG OF IND, LLC #2387		3			3
MAYO		1	2	67%	3
MEDFUSION		2	1	33%	3
US SPECIALTY LABS			3	100%	3
ASPEN VALLEY HOSPITAL			3	100%	3
OPTUM PRIMARY CARE - SILVER LAKES			3	100%	3
FLAGLER FAMILY MEDICINE PA			3	100%	3
PREMIER FAMILY AND SPORTS MEDICINE		2	1	33%	3
BARONESS ERLANGER HOSPITAL		3			3
PANCARE HEALTH - ALTHA PUBLIC			3	100%	3
COMMUNITY MEDICAL CENTER			3	100%	3
CALIFORNIA DEPARTMENT OF PUBLIC HEALTH			3	100%	3

# COVID-19: testing by laboratory

Data through Jan 15, 2021 verified as of Jan 16, 2021 at 09:25 AM

Data in this report are provisional and subject to change.

The numbers in the table below represent the number of Florida and non-Florida residents for whom test results were received by the Department of Health. A person can be tested by more than one laboratory and can have both positive and negative results. **Therefore, the sum of the numbers in each column will be larger than the total number of people tested.**

Reporting lab	Inconclusive	Negative	Positive	Percent positive	Total
DEPARTMENT OF PATHOLOGY ROME MEMORIAL		3			3
WHEELER LABORATORY		2	1	33%	3
MINUTECLINIC, LLC, MINUTECLINIC #7637		3			3
UNIVERSITY OF MICHIGAN		2	1	33%	3
MARION COUNTY FIRE RESCUE		3			3
Lakeview Village		3			3
WALGREENS #07502		3			3
ANN STORCK CENTER INC		3			3
LEESBURG COMMUNITY HEALTH CENTERS			3	100%	3
BRADENTON PHYSICIAN MEDICAL CENTER			3	100%	3
MEDIC INFUSION PA		3			3
CRANES VIEW LODGE			3	100%	3
PLAINVIEW PRIMARY CARE		3			3
FAMILY MEDICINE AT WINTER PARK			3	100%	3
BOND & STEELE CLINIC PA D/B/A BOND CLINIC PA		3			3
KEY WEST URGENT CARE, INC		3			3
Rosedale Green		3			3
MEDEXPRESS URGENT CARE-SCOTT TOWNSHIP		3			3
PROPATH			3	100%	3
FAMILY TREE DNA			3	100%	3
PROHEALTH PRIMARY CARE - GLEN OAKS		3			3
MINUTECLINIC DIAGNOSTIC OF MAINE, LLC		2	1	33%	3
MEDEXPRESS URGENT CARE - WHEELING		2	1	33%	3
REGIONAL MEDICAL LAB			3	100%	3
NEOGENOMICS LABORATORIES, INC		3			3
THOMAS LANGLEY			3	100%	3
AVANTE INVERNESS		1	2	67%	3
HARBOUR'S EDGE		2	1	33%	3
LOVING CARE OF THE TREASURE COAST LLC	1	2			3
ADVENT HEALTH - TIMBERRIDGE ER		2	1	33%	3
MEDEXPRESS URGENT CARE- FORT WORTH N T		3			3
EMERALD COAST CENTER			3	100%	3
MEDEXPRESS URGENT CARE-PASADENA		3			3
CORTLAND REGIONAL MEDICAL CENTER		3			3
FAMILY TREE MEDICAL GROUP PA		2	1	33%	3
CITY OF PORT SAINT LUCIE		3			3
MINUTECLINIC DIAG OF IND, LLC #6472		2			2
ACM MEDICAL LABORATORY ALLIANCE			2	100%	2
PALM BEACH GARDENS MEDICAL CENTER			2	100%	2
TMH PHYSICIAN PARTNERS MONTICELLO		1	1	50%	2
MINUTE-CLINIC DIAGNOSTIC OF VIRGINIA,		2			2
Kroger 619 - The Little Clinic Hendersonville Indian Lake		2			2
JUPITER INTERNAL MEDICINE AND ASSOCIATES			2	100%	2
ATHENA CARE RESOURCES LLC		2			2
EDGEWATER RETIREMENT MANOR			2	100%	2
BAYSHORE MEDICAL CENTER			2	100%	2
WISCONSIN STATE LABORATORY OF HYGIENE		1	1	50%	2



# COVID-19: testing by laboratory

Data through Jan 15, 2021 verified as of Jan 16, 2021 at 09:25 AM

Data in this report are provisional and subject to change.

The numbers in the table below represent the number of Florida and non-Florida residents for whom test results were received by the Department of Health. A person can be tested by more than one laboratory and can have both positive and negative results. **Therefore, the sum of the numbers in each column will be larger than the total number of people tested.**

Reporting lab	Inconclusive	Negative	Positive	Percent positive	Total
INA		1	1	50%	2
SPRINGHILL SENIOR RESIDENCE		2			2
MEDEXPRESS URGENT CARE-WILKINS TOWNSHIP, WILLIAM PENN HIGHWAY		2			2
FLORIDA PRIMARY CARE CENTER PA		2			2
RAPID URGENT CARE - ALBANY			2	100%	2
CHEROKEE COUNTY HEALTH AND REHAB CENTER		2			2
HOLY FAMILY MEDICAL CENTER		1	1	50%	2
TULANE MEDICAL CENTER			2	100%	2
MOBILE COUNTY HEALTH DEPARTMENT		1	1	50%	2
MINUTECLINIC, LLC #1492		2			2
BAPTIST HOSPITAL OF MIAMI MCI BROWARD LABORATORY			2	100%	2
LEESBURG REGIONAL MEDICAL CENTER URGENT CARE			2	100%	2
LABRADOR PRIMARY CARE CENTER			2	100%	2
SUNBRIDGE CARE & REHAB FOR DECATUR		2			2
PRECISION CLINICAL RESEARCH			2	100%	2
FLAGLER PROFESSIONAL HEALTH CAE SERVICES INC		2			2
DRR JMC URGENT CARE DONALD ROSS			2	100%	2
ASCENSION ST VINCENT'S RIVERSIDE			2	100%	2
LAB CORP OF AMER SAN DIEGO			2	100%	2
EXPRESSCARE URGENT CARE CENTER			2	100%	2
Delaware Court Healthcare Center		2			2
HANOVER ENDOSCOPY CENTER		2			2
AGILE URGENT CARE			2	100%	2
FKC AMELIA ISLAND DIALYSIS			2	100%	2
CELEBRATION PRIMARY CARE ASSOCIATES LLC		2			2
VALLEY MEDICAL LABORATORY			2	100%	2
WALGREENS #05477		2			2
DOCTORS HOSPITAL RENAISSANCE			2	100%	2
MEDEXPRESS URGENT CARE - LEDGEWOOD		2			2
BRANDYWYNE HEALTH CARE CENTER			2	100%	2
INTEGRATED REGIONAL LABS			2	100%	2
JRS LABORATORY			2	100%	2
UT PATH			2	100%	2
BAYLOR COLLEGE OF MEDICINE			2	100%	2
AMERICAN HEALTH ASSOC. LABORATORY SOUTH			2	100%	2
Kroger 853 - The Little Clinic East Broad Street		2			2
MINUTECLIINIC DIAGNOSTIC OF NORTH CARO		2			2
ORLANDO FAMILY PHYSICIANS INC			2	100%	2
FRESENIUS MEDICAL CARE			2	100%	2
GULF COAST REGIONAL MEDICAL CARE		2			2
PULSE MEDICAL GROUP INC			2	100%	2
COVANCE			2	100%	2
PALM CITY NURSING AND REHAB CENTER			2	100%	2
UW HOSPITAL AND CLINICS		1	1	50%	2
MINUTECLINIC DIAGNOSTIC OF RHODE ISLAN		2			2
NEW GEN LABS			2	100%	2
MEMORIAL HERMANN			2	100%	2

# COVID-19: testing by laboratory

Data through Jan 15, 2021 verified as of Jan 16, 2021 at 09:25 AM

Data in this report are provisional and subject to change.

The numbers in the table below represent the number of Florida and non-Florida residents for whom test results were received by the Department of Health. A person can be tested by more than one laboratory and can have both positive and negative results. **Therefore, the sum of the numbers in each column will be larger than the total number of people tested.**

Reporting lab	Inconclusive	Negative	Positive	Percent positive	Total
UNIVERSITY OF MARYLAND MEDICAL CENTER			2	100%	2
BERGEN NEW BRIDGE M		2			2
GOLDMAN SACHS HEALTH CENTER		2			2
PINECREST PEDIATRICS GROUP LLC			2	100%	2
AMERICAN MEDICAL LABORATORIES			2	100%	2
EMERALD TRACE		2			2
Kroger 758 - The Little Clinic Providence		2			2
CLINICA HISPANIA			2	100%	2
ORMOND BEACH URGENT CARE			2	100%	2
ATRIA SAN PABLO			2	100%	2
Fort Gaines Health and Rehab		2			2
ROAN DRUG COMPANY LLC		2			2
SOMA MEDICAL CENTER MD PA #7 ATTN PEDIATRICS			2	100%	2
GENETIC ASSAYS INC			2	100%	2
MINUTECLINIC DIAG OF IND LLC #1367		2			2
THE WINDSOR OF OCALA			2	100%	2
Robert Cranfield			2	100%	2
Church Creek SNF			2	100%	2
NATIONWIDE LABORATORY SERVICES		1	1	50%	2
CARE CENTERS OF NASSAU LLC MINER ROAD SOUTH		2			2
Kroger 739 - The Little Clinic La Grange Road		2			2
MD NOW URGENT CARE MEDICAL CENTERS INC			2	100%	2
CVS OH3080POCT HUBER HEIGHTS		2			2
CARENOW-LEBANON		1	1	50%	2
BEECHTREE MOLECULAR LAB LLC			2	100%	2
BAPTIST HEALTHCARE - LAKEVIEW CENTER INC		2			2
PALOS COMMUNITY HOSPITAL LABORATORY			2	100%	2
DAYTON CHILDRENS HOSPITAL LAB			2	100%	2
ACCESS MEDICAL GROUP OF FLORIDA CITY			2	100%	2
IVY CREEK URGENT CARE OF ENTERPRISE			2	100%	2
APC PEDIATRICS			2	100%	2
Greystone Nursing and Rehab, LLC			2	100%	2
LIFE CARE CENTER OF PALM BAY		2			2
MINUTECLINIC DIAG OF IND, LLC #6910		2			2
NAVAL MEDICAL CENTER			2	100%	2
Macon Valley Nursing and Rehabilitation Center		2			2
SPECTRUM HEALTH			2	100%	2
ORANGE COUNTY HEALTH DEPARTMENT		1	1	50%	2
MAJESTIC GUARDIANS			2	100%	2
COASTAL MEDICAL LAB			2	100%	2
BD MEDICAL SYSTEMS			2	100%	2
BAY CORRECTIONAL AND REHABILITATION FACILITY			2	100%	2
SCIENTIFIC LABORATORY COMPANY		2			2
Cedar Valley Nursing & Rehab Center		2			2
UTMB PATHOLOGY CLINICAL SERVICES LABORATORY			2	100%	2
STARLING AT NOCATEE			2	100%	2
Iowa Veterans Home		2			2

# COVID-19: testing by laboratory

Data through Jan 15, 2021 verified as of Jan 16, 2021 at 09:25 AM

Data in this report are provisional and subject to change.

The numbers in the table below represent the number of Florida and non-Florida residents for whom test results were received by the Department of Health. A person can be tested by more than one laboratory and can have both positive and negative results. **Therefore, the sum of the numbers in each column will be larger than the total number of people tested.**

Reporting lab	Inconclusive	Negative	Positive	Percent positive	Total
CLEVELAND CLINIC IMAGING			2	100%	2
CSS- TWELVE OAKS			2	100%	2
METHODIST MANSFIELD MEDICAL CENTER			2	100%	2
STANFORD HEALTH CARE ANATOMIC PATHOLOGY & CLINICAL LAB			2	100%	2
ALL PEDIATRIC CARE PA			2	100%	2
KIMBERLY J HENDERSON MD PC		1	1	50%	2
CVS TX8387POCT AUSTIN		2			2
CHARLOTTE COUNTY HEALTH DEPARTMENT			2	100%	2
CARE NOW, INC			2	100%	2
NEW BRIDGE MEDICAL CENTER		2			2
Crowne Health Care of Montgomery		2			2
STUART SURGERY CENTER, LLC			2	100%	2
US LABS		2			2
MIAMI BEACH MEDICAL GROUP LLC			2	100%	2
QUICK CARE MED WALK IN AND URGENT CARE			2	100%	2
CPL LABS			2	100%	2
DUKE HEALTH REGIONAL HOSPITAL			2	100%	2
THE CLUB AT BOYNTON BEACH, LLC			2	100%	2
MEDEXPRESS-HOUSTON EAST FWY		1	1	50%	2
87TH MEDICAL GROUP - MCGUIRE AMBULATORY CARE FACILITY		2			2
MID-FLORIDA HEMATOLOGY AND ONCOLOGY CENTERS		2			2
EMORY UNIVERSITY HOSPITAL			2	100%	2
GRACE HEALTHCARE OF LAKE WALES		1	1	50%	2
MINUTECLINIC DIAGNOSTIC OF OHIO #3407		2			2
SOUTH DAKOTA DEPARTMENT OF HEALTH		2			2
DEPT OF HEALTH			2	100%	2
MINUTECLINIC, LLC (CLINIC 10928)		2			2
COOPER CLINIC			2	100%	2
BAPTIST HOSPITAL EMPLOYEE HEALTH OFF			2	100%	2
ROCKWALL URGENT CARE			2	100%	2
PHYSICIANS CARE INC		1	1	50%	2
MORRISTOWN MEMORIAL HOSPITAL		2			2
CLAYMED OF NORTH FLORIDA			2	100%	2
Workmens Circle Multicare Center		2			2
NATIONAL JEWISH HEALTH			2	100%	2
PANCARE HEALTH - SNEADS ELEMENTARY			2	100%	2
SPECTRA LABS		1	1	50%	2
MINUTE CLINIC, LLC #4650		2			2
CHESTERFIELD HEALTHCARE GROUP, INC		2			2
PERSONAL PHYSICIAN CARE PA			2	100%	2
LIFETIME FAMILY URGENT CARE			2	100%	2
FLORIDA MEDICAL CLINIC -INTERNAL MED DADE CITY			2	100%	2
Lakeside Oaks Care Center			2	100%	2
NORTHWELL HEALTH			2	100%	2
A+ URGENT/PRIMARY CARE			2	100%	2
WINCHESTER MEDICAL CENTER			2	100%	2
OAKBRIDGE TERRACE AT SAE			2	100%	2

# COVID-19: testing by laboratory

Data through Jan 15, 2021 verified as of Jan 16, 2021 at 09:25 AM

Data in this report are provisional and subject to change.

The numbers in the table below represent the number of Florida and non-Florida residents for whom test results were received by the Department of Health. A person can be tested by more than one laboratory and can have both positive and negative results. **Therefore, the sum of the numbers in each column will be larger than the total number of people tested.**

Reporting lab	Inconclusive	Negative	Positive	Percent positive	Total
CVS MINUTE CLINIC DIAGNOSTIC MED GRP		2			2
BFT LAB			2	100%	2
SARASOTA PERSONAL MEDICINE		2			2
FLORIDA SCHOOL FOR THE DEAF & BLIND			2	100%	2
HCR MANOR CARE SERVICES OF FLORIDA III INC		2			2
Kroger 124 - The Little Clinic University		2			2
ADULT MEDICINE OF LAKE COUNTY INC			2	100%	2
MINUTECLINIC DIAGNOSTIC OF SC, LLC #4		2			2
CARENOW LENEXA			2	100%	2
COMPLETE HEALTH MEDICAL CENTER			2	100%	2
MARTIN MEDICAL CENTER INC		1	1	50%	2
MEDEXPRESS URGENT CARE-SALINA, S 9TH ST		2			2
MEDEXPRESS URGENT CARE- ALLISON PARK		1	1	50%	2
MERCY CONVENIENT CARE			2	100%	2
CVS HEALTH, #1994		1	1	50%	2
INTERNAL MEDICINE ASSOCIATES-DUNELLON			2	100%	2
Lenox on the Lake			2	100%	2
FLORIDA PRIMARY CARE AND SPORTS MEDICINE INC			2	100%	2
MEDEXPRESS URGENT CARE - OMAHA N 72 ST		2			2
TALLAHASSEE MEMORIAL HEALTHCARE FAMILY MED RESIDENCY			2	100%	2
VALLEY BAPTIST MEDICAL CENTER: BROWNSVILLE			2	100%	2
G & R HEALTH MART PHARMACY		1	1	50%	2
LIFE CARE CENTER OF SKAGIT VALLEY		2			2
SIGNATURE HEALTHCARE OF MIDDLEBURG		2			2
MINUTECLINIC, LLC #07852		2			2
HEALTH FIRST MEDICAL GROUP			2	100%	2
Heartland Healthcare Center Boca Raton			2	100%	2
BIOMAT USA			2	100%	2
JACKSON LABORATORY OF GENOMIC MEDICINE		2			2
WALGREENS #13605		2			2
LEXINGTON PLACE			2	100%	2
VIRGINIA DEPT OF HEALTH OFFICE OF EPIDEMIOLOGY			2	100%	2
URGENT CARE AND SURGERY CENTER			2	100%	2
MEDEXPRESS URGENT CARE - SPRINGDALE, S 40TH STREET		2			2
CLINICAL PATHOLOGY LABORATORIES			2	100%	2
CROSSROADS			2	100%	2
WOMENS CARE FLORIDA LLC-LABORATORY		2			2
VOLUNTEERS OF AMERICA OF FLORIDA			2	100%	2
MIDDLE TENN MENTAL HEALTH INSTITUTE		2			2
LEE MEMORIAL HOSPITAL BLOOD GAS LAB			2	100%	2
CVS AZ5891POCT GILBERT		1	1	50%	2
COL CROSSROAD		1	1	50%	2
MISSION HOSPITAL REGIONAL MEDICAL CENTER			2	100%	2
HENDRY/GLADES COUNTY HEALTH DEPARTMENT		2			2
MEDEXPRESS URGENT CARE FOX CHAPEL		2			2
ANDERSON COUNTY HOSPITAL			2	100%	2
MAWD PATHOLOGY GROUP			2	100%	2

# COVID-19: testing by laboratory

Data through Jan 15, 2021 verified as of Jan 16, 2021 at 09:25 AM

Data in this report are provisional and subject to change.

The numbers in the table below represent the number of Florida and non-Florida residents for whom test results were received by the Department of Health. A person can be tested by more than one laboratory and can have both positive and negative results. **Therefore, the sum of the numbers in each column will be larger than the total number of people tested.**

Reporting lab	Inconclusive	Negative	Positive	Percent positive	Total
IN AND OUT URGENT CARE			2	100%	2
BAYMEADOWS PRIMARY CARE		2			2
UWMC MONTLAKE DEPT OF LAB MED			2	100%	2
CORNERSTONE MEDICAL CARE OF BRANDON		2			2
Jackson Health Care Facility			2	100%	2
MARTHA A PRICE MD PA		1	1	50%	2
GULF COAST MEDICAL CENTER RESPIRATORY CARE			2	100%	2
DELAWARE DIAGNOSTICS LABS			2	100%	2
ASHLEY PEDIATRICS			2	100%	2
SOUTHERN SURGICAL ARTS		2			2
MINUTECLINIC DIAGNOSTIC OF TN, PC 6304		1	1	50%	2
NEMOURS CHILDRENS PRIMARY CARE			2	100%	2
24TH WEAPONS OF MASS DESTRUCTION - CIVIL SUPPORT		2			2
MEDEXPRESS URGENT CARE - CEDAR KNOLLS		2			2
DMC UNIVERSITY LABORATORIES		1	1	50%	2
NEW YORK STATE DEPARTMENT OF HEALTH		1	1	50%	2
MEDLOGIC, LLC		2			2
PTC LABORATORIES			2	100%	2
SOUTHSIDE FAMILY MEDICAL		2			2
STPET		1	1	50%	2
Hartwell Health and Rehabilitation		2			2
INTEGRITY CLINICAL RESEARCH CENTER INC		1	1	50%	2
MEMORIAL SLOAN KETTERING CANCER CENTER		1	1	50%	2
U OF MIAMI MILLER SCHOOL OF MEDICINE			2	100%	2
MEDEXPRESS URGENT CARE, HERMITAGE		1	1	50%	2
NOVA SOUTHEASTERN UNIVERSITY - STUDENT MEDICAL CTR			2	100%	2
WISE HEALTH SYSTEM		1	1	50%	2
ST VINCENTS AMBULATORY CARE INC DBA			2	100%	2
MINUTECLINIC DIAGNOSTICS OF IND LLC		1	1	50%	2
MINUTE CLINIC DIAGNOSTIC MED GRP		2			2
SPRING HILL REGIONAL HOSPITAL			2	100%	2
University Center East			2	100%	2
ROPER HOSPITAL			2	100%	2
ADVANTA ANALYTICAL LABORATORIES			2	100%	2
PRINCETON BMC LABORATORY		2			2
BIONIC TECHNOLOGIES CORPORATION			2	100%	2
STEUBEN COUNTY PUBLIC HEALTH		2			2
Alden Des Plaines			2	100%	2
CVS MINUTE CLINIC DIAGNOSTIC OF KANSAS, PA		2			2
SINAI PLAZA NURSING AND REHAB CENTER			2	100%	2
SPECIALTY LABORATORIES			2	100%	2
POWERS PEDIATRICS			2	100%	2
HOME ACCESS HEALTH			2	100%	2
LAKEVIEW HEALTHCARE SYSTEM LLC			2	100%	2
CCRX OF NORTH CAROLINA, LLC		1	1	50%	2
TRICORE REFERENCE LABORATORY		1	1	50%	2
MEDEXPRESS URGENT CARE-CLOQUET		2			2



# COVID-19: testing by laboratory

Data through Jan 15, 2021 verified as of Jan 16, 2021 at 09:25 AM

Data in this report are provisional and subject to change.

The numbers in the table below represent the number of Florida and non-Florida residents for whom test results were received by the Department of Health. A person can be tested by more than one laboratory and can have both positive and negative results. **Therefore, the sum of the numbers in each column will be larger than the total number of people tested.**

Reporting lab	Inconclusive	Negative	Positive	Percent positive	Total
STUDENT HEALTH SERVICES			2	100%	2
JOHN D. ARCHBOLD MEM. HOSPITAL			2	100%	2
REGIONAL MEDICAL CENTER BAYONET POINT			2	100%	2
WEAKLEY COUNTY REHAB AND NURSING CENTER		2			2
GEISINGER MEDICAL CENTER		2			2
MARQUESA MEDICAL		2			2
LOCH HAVEN PEDIATRICS			2	100%	2
CROSSROADS URGENT CARE DBA URGENT TEA		2			2
FLORIDA KEYS PED & ADOLES CTR			2	100%	2
CVS MINUTE CLINIC DIAGNOSTIC OF TN #3293		2			2
BENEVA LAKES ASSISTED LIVING CENTER			2	100%	2
FLORIDA DEPARTMENT OF HEALTH (FDOH)			2	100%	2
UNIVERSTIY OF ILLINOIS HOSPITAL			2	100%	2
ACCESS LABORATORIES LLC			2	100%	2
Gracemore Nursing and Rehab		2			2
DIAGNOSTIC & MEDICAL SPECIALISTS OF GREENWICH		2			2
RENFREW CENTERS INC		2			2
INTERNAL MEDICINE & PEDIATRICS WELLNESS CENTER			2	100%	2
GRAND VILLA OF NEW PORT RICHEY			2	100%	2
FLORIDA DEPARTMENT OF HEALTH IN LEE COUNTY		1	1	50%	2
CALIFORNIA DIVISION OF COMMUNICABLE DISEASE CONTROL			2	100%	2
NLC LABS			2	100%	2
CVS SC7396POCT NORTH MYRTLE BEACH		2			2
JUST BELIEVE RECOVERY CENTER			2	100%	2
BETHPAGE EXTENDED HOURS CENTER		2			2
VILLA HEALTH NH LLC			2	100%	2
ADVENTHEALTH MEDICAL GROUP FAMILY MEDICINE AT RDV		2			2
AFC PHYSICIANS OF FLORIDA, PA			2	100%	2
CVS NJ837POCT MARLTON		2			2
ADVENTHEALTH MEDICAL GROUP PEDIATRICS		1	1	50%	2
BOND COMMUNITY HEALTH CENTER			2	100%	2
POMERENE HOSPITAL			2	100%	2
MAYO CLINIC GROUP PRACTICE LABORATORY			2	100%	2
STEWART ST ELIZABETH MEDICAL CENTER			2	100%	2
ADVENTHEALTH IMAGING PARTIN SETTLEMENT			2	100%	2
OURMED		2			2
VAULT HEALTH			2	100%	2
CVS GA2236POCT WOODSTOCK		2			2
UT AUSTIN UNIVERSITY HEALTH SERVICES			2	100%	2
PruittHealth Lakehaven		2			2
MEDEXPRESS URGEN CARE - EAST BRUNSWICK		2			2
MEDEXPRESS URGENT CARE-SELINGSGROVE		2			2
IMMUNOGENOMICS LLC			2	100%	2
ACN PHYSICIANS GROUP CORP			2	100%	2
GINKGO-IXLAYER		2			2
Walgreens #10207		2			2
ROYAL PALM MEDICAL GROUP, INC		2			2

# COVID-19: testing by laboratory

Data through Jan 15, 2021 verified as of Jan 16, 2021 at 09:25 AM

Data in this report are provisional and subject to change.

The numbers in the table below represent the number of Florida and non-Florida residents for whom test results were received by the Department of Health. A person can be tested by more than one laboratory and can have both positive and negative results. **Therefore, the sum of the numbers in each column will be larger than the total number of people tested.**

Reporting lab	Inconclusive	Negative	Positive	Percent positive	Total
ST. JOSEPH REGIONAL MEDICAL CENTER			2	100%	2
ADVENTHEALTH MEDICAL GROUP INTERNAL MEDICINE AT			2	100%	2
NEBRASKA MEDICAL CENTER			2	100%	2
MINUTECLINIC DIAG OF IND, LLC #8645		2			2
Kroger 745 - The Little Clinic Somerset		2			2
VETERANS AFFAIRS MEDICAL CENTER - GREATER LOS ANGELES			2	100%	2
Good Samaritan Society-Blackduck		1	1	50%	2
PINARD HOME HEALTH SERVICES INC			2	100%	2
MEDEXPRESS URGENT CARE-BLOOMFIELD AVEN		2			2
ELMHURST MEMORIAL HOSPITAL			2	100%	2
FL DEPT OF HEALTH MARION COUNTY MOBILE HEALTH UNIT			2	100%	2
SARASOTA MEMORIAL MEDICAL URGENT CARE CENTER			2	100%	2
PEACEHEALTH CENTRAL		2			2
BROOKDALE ALTAMONTE SPRINGS			2	100%	2
CRUC CMCH-COVID-19		2			2
TRUE HEALTH INC			2	100%	2
ENVOY OF FORK UNION, LLC DBA ENVOY AT THE VILLAGE		2			2
MODMD LABORATORY		2			2
MANATEE MEMORIAL HOSPITAL CLINICAL LABORATORY			2	100%	2
REELFOOT FAMILY WALK IN CLINIC - TIPT		2			2
CVS MD1881POCT DUNKIRK		2			2
EASTLAKE MEDICAL CENTER		2			2
REGIONS HOSPITAL LABORATORY			2	100%	2
YOUTH AND YOU, INC		2			2
DEPARTMENT OF HEALTH AND HUMAN SERVICES DIVISION OF BEHAVIORAL HEALTH		1	1	50%	2
MEDICAL CITY DALLAS HOSPITAL			2	100%	2
SOUTHEAST GEORGIA HEALTH SYSTEM			2	100%	2
MINUTECLINIC, LLC #1470		2			2
EXPEDIAN URGENT CARE			2	100%	2
CONEMAUGH MEMORIAL MEDICAL CENTER		2			2
BAYLOR SCOTT & WHITE COMPREHENSIVE WOUND			2	100%	2
RUSSELL MEDICAL CENTER		2			2
MINUTECLINIC MINUTECLINIC #921		2			2
BRIGHAM AND WOMEN'S HOSPITAL			2	100%	2
CITRUS PARK			2	100%	2
AMI ST FRANCIS HOSPITAL LABORATORY		1	1	50%	2
LEGACY ER & URGENT CARE - FRISCO WEST			2	100%	2
CVS TN5671POCT MARYVILLE		2			2
Kroger 571 - The Little Clinic Hendersonville		1	1	50%	2
PEPIN ACADEMIES-PASCO		2			2
SYLVAN NURSING			2	100%	2
PM PEDIATRICS OF BAYSIDE, PLLC - MANHASSET		2			2
MEMORIAL HOSPITAL OF CARBONDALE			2	100%	2
STATCARE URGENT AND WALK-IN			2	100%	2
DEKALB MEDICAL CENTER LABORATORY			2	100%	2
VA PRIMARY CARE ANNEX			2	100%	2
ST. MARY'S MEDICAL CENTER EVANSVILLE, INC			2	100%	2

# COVID-19: testing by laboratory

Data through Jan 15, 2021 verified as of Jan 16, 2021 at 09:25 AM

Data in this report are provisional and subject to change.

The numbers in the table below represent the number of Florida and non-Florida residents for whom test results were received by the Department of Health. A person can be tested by more than one laboratory and can have both positive and negative results. **Therefore, the sum of the numbers in each column will be larger than the total number of people tested.**

Reporting lab	Inconclusive	Negative	Positive	Percent positive	Total
FLORIDA DEPARTMENT OF HEALTH IN ESCAMBIA COUNTY		1	1	50%	2
BAYSIDE HEALTH CLINIC		2			2
MINUTE CLINIC DIAGNOSTIC OF KANSAS PA		2			2
LILY PHARMACY		2			2
WESTPAC LABS INC			2	100%	2
CLEAR LAKE REGIONAL MEDICAL CENTER			2	100%	2
ADVANCED URGENT CARE CENTER OF THE UPPER KEYS			2	100%	2
MINUTECLINIC MINUTECLINIC #8505		2			2
CAREWELL JW - WORCESTER LNC			2	100%	2
HEALTH EXPRESS URGENT CARE			2	100%	2
SPRINGS MEDICAL LAB		1	1	50%	2
ADVANCED RESEARCH FOR HEALTH IMPROVEMENT		1	1	50%	2
GIGI WOOD DAVIS DO-FAMILY MEDICINE		2			2
ADVANCED MEDICAL OF FLORIDA			2	100%	2
BENTON PEDIATRICS		2			2
STARR COUNTY MEMORIAL HOSPITAL			2	100%	2
EXPRESS CARE OF THE SHOALS		1	1	50%	2
UNIVERISTY OF MIAMI			2	100%	2
KIVA AT MOUNT DORA			2	100%	2
THOMASVILLE REGIONAL MEDICAL CENTER		2			2
Stillwater Healthcare		2			2
KINGS BAY PEDIATRICS LLC			2	100%	2
BOONES CREEK URGENT CARE		1	1	50%	2
MEDEXPRESS URGENT CARE - SOUTH CHARLESTON		2			2
MINUTECLINIC DIAGNOSTIC OF TN PC #442		2			2
SKIPPACK MEDICAL LAB			2	100%	2
BAYCARE MEDICAL GROUP, INC		2			2
JOHNSON CITY MEDICAL CENTER		1	1	50%	2
UNIVERSITY HOSPITAL OF BROOKLYN		2			2
MINUTECLINIC DIAGNOSTIC OF TN, PC 6438		1	1	50%	2
MINUTECLINIC #8760		2			2
FEDERAL CORRECTIONAL INSTITUTION MARIANNA			2	100%	2
SUNNYSIDE MANOR		2			2
MAGNOLIA ADULT, LLC			2	100%	2
ASPIRUS RIVERVIEW HOSPITAL & CLINICS INC		1	1	50%	2
NEIGHBORCARE PHARMACY SERVICES		2			2
MINUTECLINIC DIAGNOSTIC OF PENNSYLVAN		2			2
MEDEXPRESS URGENT CARE - JEANNETTE		2			2
SANIBEL MEDICAL CLINIC			2	100%	2
DISCOVERY VILLAGE AT THE FORUM		2			2
LIFESPRING COMMUNITY HEALTH		2			2
AUSTIN REGIONAL CLINIC MICROBIOLOGY LAB			2	100%	2
Kennedy University Hospital -Wash Twp L		2			2
GRAND VILLA OF LARGO			2	100%	2
WASHINGTON STATE DEPARTMENT OF HEALTH PUBLIC HEALTH LABORATORIES			2	100%	2
Parkridge Specialty Care		2			2
OCALA REGIONAL KIDNEY CENTER-WEST			2	100%	2

# COVID-19: testing by laboratory

Data through Jan 15, 2021 verified as of Jan 16, 2021 at 09:25 AM

Data in this report are provisional and subject to change.

The numbers in the table below represent the number of Florida and non-Florida residents for whom test results were received by the Department of Health. A person can be tested by more than one laboratory and can have both positive and negative results. **Therefore, the sum of the numbers in each column will be larger than the total number of people tested.**

Reporting lab	Inconclusive	Negative	Positive	Percent positive	Total
PALM MEDICAL CENTER - PLANT CITY		2			2
ADVOCATE SHERMAN HOSPITAL			2	100%	2
MURFREESBORO MEDICAL CLINIC		2			2
UNIVERSITY HOSPITALS OF CLEVELAND			2	100%	2
MCLAREN REGIONAL MEDICAL CENTER			2	100%	2
POMONA VALLEY COMMUNITY HOSPITAL			2	100%	2
ALASKA PUBLIC HEALTH LAB		1	1	50%	2
MINUTECLINIC DIAG OF IND LLC #1138		1	1	50%	2
RIVERVIEW MEDICAL CLINIC		2			2
COOK HOSPITAL AND CARE CENTER		1	1	50%	2
Avanti Wellness and Rehab			2	100%	2
MED EXPRESS URGENT CARE PC - MARYLAND		2			2
MEMORIAL HOSPITAL OF SOUTH BEND			2	100%	2
ADVANCED MEDICAL CARE			2	100%	2
Warren Center for Rehabilitation and Nursing		2			2
NEMOURS CHILDREN'S PRIMARY CARE THE VILLAGES		2			2
MEDEXPRESS URGENT CARE - WEST ST PAUL, ROBERT ST S		2			2
VANAYER HEALTHCARE AND REHAB CENTER		2			2
TENNESSEE VALLEY HCS			2	100%	2
DEPARTMENT OF HEALTH AND HUMAN SERVICES			2	100%	2
HEALTHPARK MEDICAL CTR NURSING SVC		2			2
MINUTECLINIC DIAGNOSTIC MEDICAL		2			2
AZALEA HEALTH AND REHABILITATION		2			2
HEARTLAND HOME HEALTH CARE		2			2
MINUTECLINIC DIAGNOSTIC OF OHIO #2964		2			2
QUALITY MEDICAL CARE			2	100%	2
Metro West Nursing and Rehab			2	100%	2
ManorCare Rehabilitation Center- Decatur		2			2
TGH Brandon Healthplex Laboratory			2	100%	2
RAINY LAKE MEDICAL CENTER			2	100%	2
STOP URGENT CARE			2	100%	2
BIOHEALTH MEDICAL LAB INC			2	100%	2
MIDWAY SPECIALTY CARE RX LLC			2	100%	2
WILSON MEMORIAL HOSPITAL			2	100%	2
LEE PHYSICIAN GROUP		1	1	50%	2
WHOLE CHILD PEDIATRICS			2	100%	2
BAYSTATE MEDICAL CENTER		1	1	50%	2
DOCTOR 4 U CLINIC			2	100%	2
MANSFIELD MEDICAL LODGE			2	100%	2
MINUTECLINIC DIAGNOSTIC OF PA LLC		2			2
MEDEXPRESS URGENT CARE - WEXFORD		2			2
BAYFRONT FAMILY HEALTH CENTER			2	100%	2
SAFE PMC		2			2
MEDICAL CENTER LABORATORY			2	100%	2
ONE MEDICAL GROUP		1	1	50%	2
PLASMA MED RESEARCH DBA		2			2
MEDEXPRESS URGENT CARE - BRIDGEVILLE		2			2

# COVID-19: testing by laboratory

Data through Jan 15, 2021 verified as of Jan 16, 2021 at 09:25 AM

Data in this report are provisional and subject to change.

The numbers in the table below represent the number of Florida and non-Florida residents for whom test results were received by the Department of Health. A person can be tested by more than one laboratory and can have both positive and negative results. **Therefore, the sum of the numbers in each column will be larger than the total number of people tested.**

Reporting lab	Inconclusive	Negative	Positive	Percent positive	Total
Oakwood - North Baldwins Center for Living		2			2
GULF COAST IMMEDIATE CARE CENTER		1	1	50%	2
ACKERMAN CANCER CENTER		2			2
CARESPOT URGENT CARE		1	1	50%	2
AMEDISYS HOME HEALTH OF GREENVILLE			2	100%	2
FLORIDA MEDICAL CLINIC RADIOLOGY DALE MABRY		2			2
GRAND AVE PHARMACY			2	100%	2
NU WAVE MEDICAL CENTER			2	100%	2
FASTCARE LLC			2	100%	2
SIGNATURE CARE LEWISVILLE-EMERGENCY CENTER		1	1	50%	2
SUNCOAST TECHNICAL COLLEGE SCHOOL OF HEALTH		2			2
UNIVERSITY OF KANSAS MEDICAL CENTER			2	100%	2
MIDDLEBURG PEDIATRICS			2	100%	2
SCRIPPS CLINIC MEDICAL			2	100%	2
FIRST CHOICE MEDICAL PC			2	100%	2
CARE NOW DENTON			2	100%	2
SV DIAGNOSTIC LAB			2	100%	2
EAST NAPLES PEDIATRICS			2	100%	2
MINUTE CLINIC DIAG OF IND LLC #8674		2			2
PREMIER MEDICAL LABORATORY			2	100%	2
AFFORDABLE PRIMARY CARE LLC		2			2
BASSETTI MEDICAL RESEARCH INC			2	100%	2
SOUTHEASTERN INSTITUTE OF RESTORATIVE MEDICINE		1	1	50%	2
BELLIN HOSPITAL			2	100%	2
TMH FSU RAPID LABORATORY		1	1	50%	2
ST. ELIZABETH HEALTHCARE			2	100%	2
MINUTECLINIC DIAG OF IND, LLC #10190		2			2
MEMORIAL HERMANN CONSOLIDATED LABORATORY SERVICES			2	100%	2
CHAPPEL GROUP RESEARCH, THE		2			2
INSPIRIT SENIOR LIVING			2	100%	2
HOPE HEALTHCARE		2			2
MINUTECLINIC DIAGNOSTIC PA #3344		2			2
NOT GIVEN		1	1	50%	2
WARD MEMORIAL HOSPITAL		2			2
CARE 365			2	100%	2
PARKLAND HEALTH & HOSPITAL			2	100%	2
Holiday Retirement Home			2	100%	2
MATHER HOSPITAL			2	100%	2
BAYCARE LABORATORIES			2	100%	2
BMC/JACSONVILLE		1	1	50%	2
ARLINGTON DIALYSIS CENTER LLC		2			2
MINUTECLINIC, LLC #03268		2			2
AdventHealth Care Center Orlando North			2	100%	2
MINUTECLINIC DIAGNOSTIC OF OHIO #6192		2			2
POINT OF CARE PRIVATE HEALTH MANAGEMENT			2	100%	2
FLORIDA CLINICAL LABORATORY INC			2	100%	2
GALEN BAYLOR EXTENSION		2			2



# COVID-19: testing by laboratory

Data through Jan 15, 2021 verified as of Jan 16, 2021 at 09:25 AM

Data in this report are provisional and subject to change.

The numbers in the table below represent the number of Florida and non-Florida residents for whom test results were received by the Department of Health. A person can be tested by more than one laboratory and can have both positive and negative results. **Therefore, the sum of the numbers in each column will be larger than the total number of people tested.**

Reporting lab	Inconclusive	Negative	Positive	Percent positive	Total
WALKONCLINIC			2	100%	2
PHYSICIANS URGENT CARE BERRY FARMS		1	1	50%	2
SANTA ROSA COUNTY HEALTH DEPARTMENT			2	100%	2
MIDLAND MEMORIAL HOSPITAL			2	100%	2
MINUTECLINIC DIAGNOSTIC OF TEXAS, LLC #7435		2			2
New Jersey Aim At Smg		2			2
MEDEXPRESS URGENT CARE-MT PLEASANT		1	1	50%	2
CURATIVE		1	1	50%	2
CONWAY MEDICAL CENTER			2	100%	2
SHELL POINT HOME HEALTH			2	100%	2
Medilodge of Montrose		2			2
JULIE STAATS DO		2			2
MADISON HOSPITAL LABORATORY			2	100%	2
MINUTECLINIC, LLC #1796		1	1	50%	2
FAMILY FIRST PEDIATRICS			2	100%	2
LEE MEMORIAL HEALTH SYSTEM D/B/A			2	100%	2
SUNLIFE PHARMACY		2			2
MD NOW URGENT CARE CENTER INC.			2	100%	2
SACRED HEART HOSPITAL ON THE EMERALD			2	100%	2
CEDARS-SINAI MEDICAL CENTER			2	100%	2
GOLDSTEIN			2	100%	2
OELWEIN HEALTH CARE CENTER		2			2
TRINITAS REGIONAL MEDICAL CENTER		1	1	50%	2
MARCO ISLAND HOSPITAL INC D/B/A		1	1	50%	2
ADVENTIST HINSDALE HOSPITAL LABORATORY			2	100%	2
MINUTECLINIC DIAGNOSTIC OF SC, LLC #7		1	1	50%	2
ADVENT HEALTH CENTRAL TEXAS		1	1	50%	2
FALCON HEALTH CENTER			2	100%	2
SCIENTIA DIAGNOSTICS			2	100%	2
OUR LADY OF THE LAKE REGIONAL MEDICAL CENTER			2	100%	2
AIRPORT CLINIC			2	100%	2
MINUTECLINIC DIAGNOSTIC OF TEXAS LLC		1	1	50%	2
CARTER BLOOD CARE			2	100%	2
SOUTHERN TENNESSEE MEDICAL CENTER			2	100%	2
SOUTH LAKE FAMILY HEALTH CENTER			2	100%	2
POINTE AT NEW PORT PLACE,THE		2			2
MINUTECLINIC DIAGNOSTIC OF TN PC #643		2			2
PEACE RIVER MEDICAL CENTER		2			2
ST. LUCIE COUNTY HEALTH DEPARTMENT		1	1	50%	2
NORTH PINELLAS CHILDRENS MEDICAL CENTER INC			2	100%	2
ILLINOIS DEPT OF PUBLIC HEALTH LABS			2	100%	2
ASCENSION ST MICHAEL'S HOSPITAL LAB		1	1	50%	2
MEDEXPRESS URGENT CARE GREENSBURG		2			2
KAILOS GENETICS INC			2	100%	2
ADVENTHEALTH EAST ORLANDO EMPLOYEE CLINIC		2			2
MEDEXPRESS URGENT CARE- COLUMBIA HEIGH		2			2
AVANTE AT ORMOND BEACH INC			2	100%	2

# COVID-19: testing by laboratory

Data through Jan 15, 2021 verified as of Jan 16, 2021 at 09:25 AM

Data in this report are provisional and subject to change.

The numbers in the table below represent the number of Florida and non-Florida residents for whom test results were received by the Department of Health. A person can be tested by more than one laboratory and can have both positive and negative results. **Therefore, the sum of the numbers in each column will be larger than the total number of people tested.**

Reporting lab	Inconclusive	Negative	Positive	Percent positive	Total
OPP HEALTH AND REHABILITATION		2			2
PHYSICIANS MEDICAL CENTER		2			2
MINUTECLINIC DIAGNOSTIC MED GRP OF CA		2			2
LEGACY LABORATORY SERVICES			2	100%	2
MINUTECLINIC DIAG OF IND, LLC #6648		1	1	50%	2
PM PEDIATRICS OF BAYSIDE PLLC - HOPEWELL JUNCTION		2			2
ROCKEFELLER UNIVERSITY CLINICAL GENOMICS LABORATOR		2			2
GRAND VILLA OF MELBOURNE			2	100%	2
MIDWAY PRIMARY CARE LLC		2			2
ASSOCIATES IN UROGYNECOLOGY MD LLC		2			2
TMH EC NORTHEAST LABORATORY			2	100%	2
SENDER RETREAT ADULT DAY CARE CENTERS			2	100%	2
UC CORAL GABLES			2	100%	2
UNIVERISTY OF MEMPHIS ATHLETIC TRAINI		2			2
LABCORP OF AMERICA HOLDINGS		1	1	50%	2
441 URGENT CARE-MULBERRY			2	100%	2
SWEETWATER NURSING CENTER		2			2
HOME DOCS		1	1	50%	2
ONTARIO COUNTY PUBLIC HEALTH		2			2
NORTH MCALLEN PEDIATRIC CENTER			2	100%	2
RIVERSIDE METHODIST HOSPITAL LAB			2	100%	2
WAL-MART STORES EAST LP		2			2
Alden Terrace of McHenry			2	100%	2
CVS OH6149POCT UPPER ARLINGTON		1	1	50%	2
CERTIVIA LABORATORIES			2	100%	2
HEART OF FLORIDA HEALTH CENTER INC			2	100%	2
CORAL REEF NURSING & REHABILITATION CENTER		2			2
UNITED MEMORIAL MEDICAL CENTER			2	100%	2
Parkside Villa		2			2
LIFT HEALTH		2			2
PHYSICIANS LABORATORY SERVICES			2	100%	2
ARCPOINT LABS OF ALTAMONTE SPRINGS			2	100%	2
ALL AMERICAN URGENT CARE			2	100%	2
FIRST PREVENTION AND DIALYSIS CENTER LLC			2	100%	2
EP MEDICAL EQUIPMENT PHARMACY		1	1	50%	2
ASSOCIATES IN MEDICINE			2	100%	2
PREMIER FAMILY HEALTH PA			2	100%	2
WHITESANDS OUTPATIENT TREATMENT		2			2
SERENADES BY SONATA		1	1	50%	2
MEDEXPRESS URGENT CARE - WAXAHACHIE, N HIGHWAY 77		1	1	50%	2
PRECISION DIAGNOSTIC INC		2			2
LOWELL GENERAL HOSPITAL			2	100%	2
CVS OH6147POCT COLUMBUS		1	1	50%	2
HAWAII DEPARTMENT OF HEALTH			2	100%	2
MINUTECLINIC DIAGNOSTIC PA #7110		2			2
HOUSTON HEALTH DEPARTMENT - BUREAU OF LABORATORY SERVICES			2	100%	2
CVS MINUTE CLINIC DIAGNOSTIC		2			2

# COVID-19: testing by laboratory

Data through Jan 15, 2021 verified as of Jan 16, 2021 at 09:25 AM

Data in this report are provisional and subject to change.

The numbers in the table below represent the number of Florida and non-Florida residents for whom test results were received by the Department of Health. A person can be tested by more than one laboratory and can have both positive and negative results. **Therefore, the sum of the numbers in each column will be larger than the total number of people tested.**

Reporting lab	Inconclusive	Negative	Positive	Percent positive	Total
DALLAS MEDICAL CENTER			2	100%	2
CROSTOWN PHARMACY		2			2
FLORIDA MEDICAL CLINIC CARDIOLOGY-ZH			2	100%	2
TAMPA INTERNATIONAL AIRPORT			2	100%	2
BROOKS -TLC HOSPITAL SYSTEM			2	100%	2
PEDIATRIC HEALTH CARE		1	1	50%	2
MEDEXPRESS URGENT CARE - LINCOLN N 26T		2			2
BROOME COUNTY HEALTH DEPARTMENT		1	1	50%	2
THE RIM URGENT CARE			2	100%	2
MINUTECLINIC DIAGNOSTIC OF OHIO #7790		1	1	50%	2
CATHOLIC HEALTH LABORATORY SERVICES		2			2
PUBLIC HEALTH LABORATORY	1		1	50%	2
ORLANDO LUTHERAN TOWERS		1	1	50%	2
THE HOSPITAL OF PROVIDENCE EMERGENCY ROOM			2	100%	2
MID - FLORIDA PATHOLOGY LLC		1	1	50%	2
DOCTORS MEDICAL CTR OF WALTON COUNTY			2	100%	2
CVS TX10140POCT THE WOODLANDS		2			2
SUPERIOR RESIDENCES OF CLERMONT		2			2
Kings County Hospital Center			2	100%	2
Lehigh Acres Health and Rehabilitation			2	100%	2
MINUTECLINIC 7196		2			2
MEDSTAR HARBOR HOSPITAL			2	100%	2
CITY OF NEW YORK DEPARTMENT OF HEALTH			2	100%	2
ALVERNO CLINICAL LABORATORIES			2	100%	2
ACCESS CARE MEDICAL GROUP LLC		2			2
Lake Charles Healthcare LLC dba Landmark Lake Charles			2	100%	2
FLORIDA MEDICAL CENTER OF CLEARWATER		2			2
FLORIDA PRIMARY & SPECIALTY CARE		2			2
IN & OUT URGENT CARE METAIRIE			2	100%	2
FLORIDA DEPARTMENT OF HEALTH IN ALACHUA COUNTY -			2	100%	2
TENNESSEE DEPARTMENT OF HEALTH (TDH) - REGIONAL LABORATORY			2	100%	2
MINUTE CLINIC DIAGNOSTIC OF VIRGINIA, LLC #7543		2			2
BAPTIST HEALTH LEXINGTON			2	100%	2
MINUTECLINIC MINUTECLINIC #4978		1	1	50%	2
ADVICE FOR OPTIMAL WELLNESS			2	100%	2
NORTON IMMEDIATE CARE CENTER - PRESTON			2	100%	2
RIGHT AT HOME			2	100%	2
UK HEALTHCARE			2	100%	2
PEDIATRICS IN BREVARD-COCOA BEACH		2			2
HALIFAX HEALTH CARE FOR WOMEN		2			2
LACORP		1	1	50%	2
Great Lakes Health Center			2	100%	2
ELITE CARE			2	100%	2
DALLAS BAPTIST UNIVERSITY - HEALTH SERVICES			2	100%	2
FLORIDA COMMUNITY HEALTH CENTERS, INC.			2	100%	2
INSPIRE HEALTHCARE CENTER			2	100%	2
CVS MINUTE CLINIC DIAG OF IND, LLC #6549		2			2

# COVID-19: testing by laboratory

Data through Jan 15, 2021 verified as of Jan 16, 2021 at 09:25 AM

Data in this report are provisional and subject to change.

The numbers in the table below represent the number of Florida and non-Florida residents for whom test results were received by the Department of Health. A person can be tested by more than one laboratory and can have both positive and negative results. **Therefore, the sum of the numbers in each column will be larger than the total number of people tested.**

Reporting lab	Inconclusive	Negative	Positive	Percent positive	Total
SUNCOAST BLOOD BANK			2	100%	2
SANFORD REGIONAL HOSPITAL WORTHINGTON		2			2
SCDHEC BUREAU OF LABORATORIES			2	100%	2
LAWRENCE GENERAL HOSPITAL			2	100%	2
URGENT CARE OF NEW YORK		2			2
SHORE MEDICAL CENTER		2			2
MINUTE CLINIC LLC #4017		2			2
MINUTECLINIC, DIAGNOSTIC OF TEXAS, LLC		2			2
MEDICAL CENTER AT OCEAN REEF,THE		2			2
MINUTE CLINIC LLC # 2033		1	1	50%	2
SWEDISH COVENANT HOSPITAL			2	100%	2
MEDEXPRESS - WILMINGTON KIRKWOOD HIGHWAY		2			2
SOUTH FLORIDA DIALYSIS CENTER			2	100%	2
ST LUKES HOSPITAL			2	100%	2
UNIVERSITY OF MISSOURI HEALTH CARE			2	100%	2
BROOKDALE LAKE MARY			2	100%	2
EXCEPTIONAL EMERGENCY CENTER - AMARILLO			2	100%	2
OSF ST JOSEPH MEDICAL CENTER			2	100%	2
PHOEBE BERKS HEALTH CARE CENTER		2			2
PIEDMONT HOSPITAL LAB			2	100%	2
MEASE COUNTRYSIDE HOSPITAL CARDIAC REH			2	100%	2
Bedford Care Center of Hattiesburg		2			2
PALMETTO FAMILY HEALTH CENTER			2	100%	2
BROWNE MEDICAL LLC		1	1	50%	2
ATLAS GENOMICS			2	100%	2
CENTRAL FLORIDA FAMILY HEALTH CENTER		2			2
JEFFERSON WASHINGTON TOWNSHIP HOSPITAL		2			2
MINUTECLINIC DIANOSTIC OF VIRGINA, LL		2			2
WEST COAST PEDIATRICS			2	100%	2
MID FLORIDA PRIMARY CARE PA		1	1	50%	2
DALLAS VA MEDICAL CENTER - VA NORTH TEXAS HEALTH CARE SYSTEM			2	100%	2
BRITO MEDICAL CENTER			2	100%	2
METROHEALTH SYSTEM			2	100%	2
SIMMONS			2	100%	2
Elba Nursing and Rehabilitation Center, LLC		2			2
MINUTE CLINIC DIAGNOSTIC OF SOUTH CAROLINA		1	1	50%	2
MEDEXPRESS URGENT CARE - HOLLINS		2			2
HEALTH & REHAB CTR AT DOLPHINS VIEW, THE			2	100%	2
CLEARWATER PAIN MANAGEMENT ASSOCIATES			2	100%	2
ADVANCED URGENT CARE LLC			2	100%	2
NAVAL BRANCH MEDICAL CLINIC			2	100%	2
THE FOUNTAIN AT BOCA CIEGA BAY		2			2
MAIN STREET MEDICAL CENTERS		2			2
CVS GA2470POCT CANTON		2			2
PALM BAY COMMUNITY OUTPATIENT CLINIC		2			2
BERGEN COUNTY SURGICAL AND ENDOSCOPY CENTER		2			2
MEDEXPRESS URGENT CARE - LINCOLN VILLA		2			2

# COVID-19: testing by laboratory

Data through Jan 15, 2021 verified as of Jan 16, 2021 at 09:25 AM

Data in this report are provisional and subject to change.

The numbers in the table below represent the number of Florida and non-Florida residents for whom test results were received by the Department of Health. A person can be tested by more than one laboratory and can have both positive and negative results. **Therefore, the sum of the numbers in each column will be larger than the total number of people tested.**

Reporting lab	Inconclusive	Negative	Positive	Percent positive	Total
Iron County Medical Care Facility		2			2
HEARTLAND - CHARLESTON OF HANAHAN SC,		2			2
MERCY HEALTH LAB		1	1	50%	2
GULF COAST PEDIATRICS OF SARASOTA PA		1	1	50%	2
UMMC MIDTOWN CAMPUS			1	100%	1
CHILDREN'S MEDICAL CENTER-EAST ORLANDO			1	100%	1
KINGWOOD EMERGENCY HOSPITAL			1	100%	1
KANSAS CITY VA MEDICAL CENTER			1	100%	1
VIRGINIA UROLOGY		1			1
SAVANNAH COVE		1			1
VIVIAN SIMMONS FAMILY PRACTICE			1	100%	1
Hearthstone Nursing and Rehabilitation Center		1			1
SURGERY CENTER, THE			1	100%	1
NORTH WEST FLORIDA DIAGNOSTIC ENOCRINOLOGY CLINIC			1	100%	1
PROVIDENCE ST PETER HOSPITAL		1			1
FAMILY PRACTICE ASSOCIATES		1			1
LIFESPAN HEALTH - SELMER		1			1
MINUTECLINIC MINUTECLINIC #3665		1			1
WALGREEN#12147		1			1
ST VINCENTS AMBULATORY CARE INC			1	100%	1
SKY RIDGE MEDICAL CENTER - MICRO			1	100%	1
CAREHERE LLC			1	100%	1
DASCENA LAB			1	100%	1
NORTHSIDE HOSPITAL DULUTH			1	100%	1
Redwood Springs Healthcare			1	100%	1
MED-LAKE LABORATORY			1	100%	1
CANDLER HOSPITAL			1	100%	1
SLIDELL MEMORIAL HOSPITAL			1	100%	1
ICARE		1			1
FELD ENTERTAINMENT			1	100%	1
MEDONE URGENT CARE			1	100%	1
UNIVERSITY OF MIAMI PRIMARY CARE SITE UMHC 3039			1	100%	1
MINUTECLINIC, LLC #07876			1	100%	1
CVS MN1751POCT MAPLEWOOD		1			1
KIDSVILLE PEDIATRICS III PA			1	100%	1
BEAUMONT HOSPITAL, GROSSE POINTE			1	100%	1
ADVANCED URGENT CARE PLLC		1			1
NORWALK HOSPITAL			1	100%	1
PATHOLOGYT & LAB MEDICINE SERVICES			1	100%	1
HUDSON REGIONAL HOSPITAL			1	100%	1
COMMUNITY PHYSICIANS OF NORTH PORT PA			1	100%	1
CVS TX3292POCT WYLIE		1			1
HARDIN HEALTH INC		1			1
PATHOLOGY		1			1
Good Samaritan Society - Albion		1			1
INHEALTH LIFE SCIENCES LLC			1	100%	1
Summit Medical Group Morristown Oncology		1			1



# COVID-19: testing by laboratory

Data through Jan 15, 2021 verified as of Jan 16, 2021 at 09:25 AM

Data in this report are provisional and subject to change.

The numbers in the table below represent the number of Florida and non-Florida residents for whom test results were received by the Department of Health. A person can be tested by more than one laboratory and can have both positive and negative results. **Therefore, the sum of the numbers in each column will be larger than the total number of people tested.**

Reporting lab	Inconclusive	Negative	Positive	Percent positive	Total
LIFELINK OF FLORIDA			1	100%	1
QC LABORATORY			1	100%	1
MEDEXPRESS URGENT CARE - TOPEKA, SW WANAMAKER RD		1			1
Harbert Hills Academy Nursing Home		1			1
MERCYONE DES MOINES MEDICAL CENTER			1	100%	1
ER NEAR ME HULEN		1			1
MARYLAND DEPARTMENT OF HEALTH AND MENTAL HYGIENE-LABORATORIES			1	100%	1
CHP COVID-19 (TX)			1	100%	1
CVS NC2357POCT HUNTERSVILLE		1			1
HOLSTON MEDICAL GROUP		1			1
PCR DIAGNOSTICS			1	100%	1
MEDEXPRESS URGENT CARE - FORT SMITH		1			1
CLUB HEALTH AND REHABILITATION CENTER, THE		1			1
MERCY GENERAL HOSPITAL			1	100%	1
CVS PA5241POCT CHALFONT		1			1
BODYK			1	100%	1
TREASURE COAST PRIMARY CARE		1			1
WINNIFRED ASSISTED LIVING FACILITY INC		1			1
MORGAN STANELY HEALTH CENTER		1			1
FIU HEALTH CARE CENTER			1	100%	1
PROSPECT URGENT CARE			1	100%	1
INNOVATIVE CARE II LLC			1	100%	1
ACCURATE HEALTH SERVICES CORP			1	100%	1
Arch Plaza Nursing and Rehabilitation Center			1	100%	1
APOPKA FAMILY HEALTH CENTER			1	100%	1
MAYO CLINIC BEACHES PRIMARY CARE CTR		1			1
COMPLETE HOME CARE OF THE PALM BEACHES LLC		1			1
RABI SINHA, MD		1			1
FLORIDA FAMILY LABORATORY		1			1
MICROBIOLOGY DEPARTMENT			1	100%	1
Kroger 618 - The Little Clinic Trail Creek Village		1			1
ST. MICHAEL'S ELITE HOSPITAL			1	100%	1
DOCTORS CARE OF PALM COAST			1	100%	1
PLEASANT RIDGE MANOR WEST		1			1
MEDICAL LIFE-INC GUIDEWELL EMERGENCY MEDICINE			1	100%	1
CVS PA8979POCT HARRISBURG		1			1
FIT4LIFE MEDICAL CENTER			1	100%	1
BAYFRONT HEAL WOUND CARE AND HYPERBARIC CENTER			1	100%	1
NEWTON MEMORIAL HOSPITAL		1			1
BORINQUEN HEALTH CENTER			1	100%	1
PEACHEALTH LABORATORIES		1			1
NEW ERA HEALTH CENTER INC		1			1
Life Care Center of Auburn		1			1
LEXINGTON PLACE SENIOR LIVING COMMUNITY		1			1
RAPID RESULT CORP LLC			1	100%	1
UMHC HOLLYWOOD LABORATORY			1	100%	1
LAKELAND REGIONAL HEALTH GRASSLANDS		1			1

# COVID-19: testing by laboratory

Data through Jan 15, 2021 verified as of Jan 16, 2021 at 09:25 AM

Data in this report are provisional and subject to change.

The numbers in the table below represent the number of Florida and non-Florida residents for whom test results were received by the Department of Health. A person can be tested by more than one laboratory and can have both positive and negative results. **Therefore, the sum of the numbers in each column will be larger than the total number of people tested.**

Reporting lab	Inconclusive	Negative	Positive	Percent positive	Total
CLINICAL CARE, INC			1	100%	1
ENCOMPASS HEALTH REHABILITATION HOSPITAL OF LARGO			1	100%	1
COMMUNITY MEDICAL CARE			1	100%	1
Ash Flat Healthcare and Rehabilitation Center			1	100%	1
OAKWOOD HOSPITAL - SOUTHSORE			1	100%	1
ADVANCE HEALTH AND WELLNESS SOLUTIONS			1	100%	1
TWIN			1	100%	1
Manorcare Health Services West Reading North		1			1
Aspire Physical Recovery Center at Cahaba River		1			1
FHCP ASC - ORANGE CITY			1	100%	1
Alden North Shore			1	100%	1
MERCY – NORTH IOWA			1	100%	1
EXPRESS LAB LIVINGSTON			1	100%	1
CHATEAU MADELEINE - SENIOR LIVING & MEMORY CARE			1	100%	1
MEDEXPRESS URGENT CARE - RUSSELLVILLE, W MAIN ST		1			1
MEDEXPRESS URGENT CARE - CONWAY		1			1
AMERICAN LAB LLC		1			1
CARSON NURSING AND REHABILITATION CENTER		1			1
FLORIDA HOSPITAL TRANSPLANT CENTER		1			1
MID-FLORIDA PATHOLOGY LLC		1			1
UNIVERSITY OF MARYLAND PATHOLOGY ASSOCIATES			1	100%	1
SANFORD PEDIATRIC ASSOCIATES, PA			1	100%	1
MINUTE CLINIC DIAGNOSTIC MED GRP OF CA		1			1
Jersey City Medical Center		1			1
Vibrallife of El Paso Rehabilitation Center			1	100%	1
ST MARY'S OF SAGINAW		1			1
Fairview			1	100%	1
ATRIA TAMARAC			1	100%	1
MONROE COUNTY FIRE RESCUE		1			1
MINUTECLINIC DIAGNOSTIC, PA #10252		1			1
TRAVIS LEE THOMPSON MD			1	100%	1
COASTAL PEDIATRICS LLC			1	100%	1
HAMILTON COUNTY HEALTH DEPARTMENT		1			1
MEDICAL ASSOCIATES OF PINELLAS - LAB			1	100%	1
CVS OH3476POCT TIPP CITY		1			1
DAYTONA BEACH CENTRA CARE			1	100%	1
SOUTH TAMPA AFTER HOURS CLINIC			1	100%	1
OCALA REGIONAL KIDNEY CENTER EAST			1	100%	1
Hackensack Univ Medical Center At Pasc		1			1
SMA BEHAVIORAL HEALTH SERVICES INC		1			1
HOWELL BRANCH COURT			1	100%	1
WESTON COUNTY HEALTH SERVICES			1	100%	1
PARTNERS IN PRIMARY CARE		1			1
LIFEGUARD AMBULANCE SERVICE LLC - BAY COUNTY			1	100%	1
BERKSHIRE MEDICAL CENTER			1	100%	1
Sanford Health & Rehabilitation			1	100%	1
SOUTH BEND MEDICAL FOUNDATION			1	100%	1

# COVID-19: testing by laboratory

Data through Jan 15, 2021 verified as of Jan 16, 2021 at 09:25 AM

Data in this report are provisional and subject to change.

The numbers in the table below represent the number of Florida and non-Florida residents for whom test results were received by the Department of Health. A person can be tested by more than one laboratory and can have both positive and negative results. **Therefore, the sum of the numbers in each column will be larger than the total number of people tested.**

Reporting lab	Inconclusive	Negative	Positive	Percent positive	Total
Caldwell Care		1			1
PARK AVENUE DERMATOLOGY NORTH			1	100%	1
BAXTER REGIONAL MEDICAL CENTER			1	100%	1
ELLIS HOSPITAL URGENT CARE CENTER LAB		1			1
MID-FLORIDA CANCER CENTERS		1			1
MD NOW MEDICAL CENTERS, INC			1	100%	1
GADSDEN FAMILY PRACTICE		1			1
ARNOLD PALMER HOSPITAL LAB POCT		1			1
HIGH DESERT COURT GROUP HOME			1	100%	1
RM PHARMACY SERVICES INC		1			1
MINUTECLINIC, LLC #09202		1			1
Fairhaven Retirement Community		1			1
CEPERO PEDIATRICS PA			1	100%	1
SIGNATURE CARE MIDLAND			1	100%	1
MORNINGSIDE NURSING AND REHABILITATION		1			1
SMITH			1	100%	1
ST JOHNS PEDIATRICS PA		1			1
CONVENIENT MEDICAL AND HEALTH SERVICES			1	100%	1
MEDEXPRESS URGENT CARE - LITTLE ROCK		1			1
JOHN PETER SMITH HOSPITAL- OB TRIAGE			1	100%	1
JACKSON MADISON CO. GEN. HOSPITAL			1	100%	1
HUNEYCUTT FAMILY PRACTICE			1	100%	1
ADVENTHEALTH MEDICAL GROUP COMMUNITY MEDICINE			1	100%	1
DE TAR HOSPITAL			1	100%	1
BEST CARE COMMUNITY AND FAMILY HEALTH CENTER INC			1	100%	1
HACKENSACK UNIVERSITY MEDICAL CENTER		1			1
Washington County Nursing H0me			1	100%	1
CULINARY INSTITUTE OF AMERICA STUDENT		1			1
SUN CLINICAL LABORATORIES			1	100%	1
MEDICAL ASSOCIATES OF THE SHOALS		1			1
WALGREENS #5130			1	100%	1
CELEBRATION FAMILY PHYSICIANS LLC			1	100%	1
SHAMRA MEDICAL LABORATORY			1	100%	1
CULVER CITY URGENT CARE			1	100%	1
OPTUM OF RED ROAD		1			1
JACK M MATHENY II MD			1	100%	1
PENNY PEDIATRICS		1			1
FAMILY MEDICAL CLINIC KENDALL LLC			1	100%	1
FRESENIUS KIDNEY CARE FORT WALTON BEACH			1	100%	1
Metairie Healthcare Center			1	100%	1
VETERANS AFFAIRS MEDICAL CENTER - EAST ORANGE			1	100%	1
UHS BINGHAMTON GENERAL			1	100%	1
OMNI HEALTHCARE URGENT CARE			1	100%	1
GENESIS FAMILY PRACTICE			1	100%	1
NORTH CAROLINA STATE LABORATORY OF PUBLIC HEALTH, SPECTRUM LAB NETWORK			1	100%	1
LARKIN COMMUNITY HOSPITAL PALM SPRINGS CAMPUS			1	100%	1
SOMA MEDICAL CENTER PA #3			1	100%	1

# COVID-19: testing by laboratory

Data through Jan 15, 2021 verified as of Jan 16, 2021 at 09:25 AM

Data in this report are provisional and subject to change.

The numbers in the table below represent the number of Florida and non-Florida residents for whom test results were received by the Department of Health. A person can be tested by more than one laboratory and can have both positive and negative results. **Therefore, the sum of the numbers in each column will be larger than the total number of people tested.**

Reporting lab	Inconclusive	Negative	Positive	Percent positive	Total
OHIO VALLEY MANOR NURSING &		1			1
SUTTER GOULD MEDICAL FOUNDATION			1	100%	1
CVS NV5942POCT LAS VEGAS		1			1
CATHEDRAL GERONTOLOGY CENTER DBA CATHEDRAL CARES			1	100%	1
NORTH OKALOOSA CLINIC CORP		1			1
CVS TN2179POCT MURFREESBORO		1			1
NABI		1			1
CIRRUS DX			1	100%	1
Lutheran Community at Telford		1			1
HEALTH ALLIANCE			1	100%	1
Kroger 096 - The Little Clinic Orchard and Holly		1			1
FAMILY MEDICAL CENTERS			1	100%	1
BASCOM PALMER-MICRO LAB			1	100%	1
GAMMA HEALTHCARE, INC		1			1
LCMC LAB SUBSECTION		1			1
NAPHCARE INC		1			1
MEMORIAL HOSPITAL OF TAMPA			1	100%	1
CLERMONT HEALTH DEPARTMENT			1	100%	1
GENEVA FAMILY HEALTH			1	100%	1
DOYLESTOWN HOSPITAL			1	100%	1
CAH ACQUISITION COMPANY 11 LLC			1	100%	1
ST GERARD'S COMMUNITY OF CARE		1			1
TMH URGENT CARE CENTER			1	100%	1
SOUTHERN HILLS MEDICAL CENTER			1	100%	1
LANCASHIRE HALL NURSING AND REHABILITATION CENTER		1			1
RICHICHI FAMILY HEALTH			1	100%	1
FLORIDA DEPARTMENT OF HEALTH PALM BEACH COUNTY			1	100%	1
ADVENTHEALTH MEDICAL GROUP OBSTETRICS			1	100%	1
DIXITKUMAR N MODI MD PA			1	100%	1
Melbourne Terrace Rehabilitation Center			1	100%	1
GRAND VIEW HOSPITAL			1	100%	1
FLORIDA KEYS PED AND ADOLES CTR			1	100%	1
Autumn Care of Suffolk		1			1
Valley Center (WV)			1	100%	1
SUNCREST OMNI		1			1
NEBRASKA DEPARTMENT OF HEALTH AND HUMAN SERVICES			1	100%	1
WALGREENS #01398			1	100%	1
MEDCARE QUALITY MEDICAL CENTER LLC			1	100%	1
PRIMARY CARE & PEDIATRICS - SHEPHERSTOWN		1			1
Villa Maria			1	100%	1
ANSWERS RESOURCE FACILITY		1			1
MEDICAL CENTER OF CENTRAL GEORGIA			1	100%	1
SEASONS HOSPICE AND PALLIATIVE CARE OF			1	100%	1
NEMOURS CHILDRENS PRIMARY CARE CLERMONT			1	100%	1
PASCO COUNTY HEALTH DEPARTMENT			1	100%	1
LIFE CARE CENTER OF HILTON HEAD		1			1
A.G. Rhodes		1			1

# COVID-19: testing by laboratory

Data through Jan 15, 2021 verified as of Jan 16, 2021 at 09:25 AM

Data in this report are provisional and subject to change.

The numbers in the table below represent the number of Florida and non-Florida residents for whom test results were received by the Department of Health. A person can be tested by more than one laboratory and can have both positive and negative results. **Therefore, the sum of the numbers in each column will be larger than the total number of people tested.**

Reporting lab	Inconclusive	Negative	Positive	Percent positive	Total
EVANS FAMILY CARE PA			1	100%	1
HARRINGTON PARK HEALTH AND REHAB		1			1
BOSTON PUBLIC HEALTH COMMISSION			1	100%	1
TUNIS STREET GROUP HOME		1			1
MAYO CLINICAL LABORATORIES		1			1
NEMOURS CHILDREN'S PRIMARY CARE			1	100%	1
EMERGENCY CARE SERVICES LAB AT JFK MEDICAL CENTER			1	100%	1
WALKIN MEDICAL URGENT CARE,NEW CITY			1	100%	1
BAYSHORE POINTE NURSING AND REHAB CENTER			1	100%	1
UNIVERSITY OF IOWA HOSPITALS & CLINICS			1	100%	1
THE MEDICAL CENTER AT BOWLING GREEN			1	100%	1
CARENOW LAKE WORTH			1	100%	1
THE INTERNAL MEDICAL GROUP		1			1
TAYLOR COUNTY HEALTH DEPARTMENT			1	100%	1
BLUEWATER TOXICOLOGY			1	100%	1
PUBLIX PHARMACY #0332		1			1
CVS NJ862POCT MARLBORO		1			1
SISTERS MISSION			1	100%	1
Riviera Health Resort		1			1
MEDEXPRESS URGENT CARE - DANVILLE		1			1
CLIFTON-FINE HOSPITAL LABORATORY		1			1
AKRON GENERAL MEDICAL CENTER MAIN		1			1
Douglas County Health Center		1			1
MARTIN HEALTH PHYSICIAN GROUP			1	100%	1
Walgreens #5421		1			1
MINUTECLINIC DIAGNOSTICS OF OKLAHOMA		1			1
TITUSVILLE TOWERS ASSISTED LIVING		1			1
EXAC CARE CROSSVILLE		1			1
Hillside Manor Rehabilitation and Extended Care Center		1			1
SAINT ALPHONSUS REGIONAL MEDICAL CENTER			1	100%	1
ALLEGANY COUNTY DEPARTMENT OF HEALTH		1			1
AURORA CONSOLIDATED LABORATORY			1	100%	1
Bolingreen Health and Rehabilitation		1			1
DAVENPORT PEDIATRICS CLERMONT PA		1			1
POINTE MEDICAL SERVICES INC			1	100%	1
The Center at Centennial			1	100%	1
IMMERSION RESIDENTIAL LLC			1	100%	1
PRINCIPLE DIAGNOSTICS LLC			1	100%	1
DEPARTMENT OF HEALTH SERVICES			1	100%	1
Oakland Nursing and Rehabilitation Center		1			1
HEALTHCARE FOR THE HOMELESS			1	100%	1
WALGREENS #06025		1			1
BRIDGEWATER PARK ASSISTED LIVING LLC			1	100%	1
MCH PHYSICIANS GROUP			1	100%	1
LOUNDY		1			1
VA COMMUNITY BASED CLINIC - LAKE CITY			1	100%	1
FLORIDA MEDICAL CENTER			1	100%	1



# COVID-19: testing by laboratory

Data through Jan 15, 2021 verified as of Jan 16, 2021 at 09:25 AM

Data in this report are provisional and subject to change.

The numbers in the table below represent the number of Florida and non-Florida residents for whom test results were received by the Department of Health. A person can be tested by more than one laboratory and can have both positive and negative results. **Therefore, the sum of the numbers in each column will be larger than the total number of people tested.**

Reporting lab	Inconclusive	Negative	Positive	Percent positive	Total
CSL PLASMA LAB			1	100%	1
MINUTE CLINIC INCORPORTE		1			1
MEDERI CARETENDERS VS OF SE FL LLC DBA			1	100%	1
CTMD MEDICAL CENTER, PA			1	100%	1
GOSHEN MEDICAL CENTER			1	100%	1
Jacaranda Manor			1	100%	1
CLEVELAND HEARTLAB			1	100%	1
INFECTION CONTROL DEPT			1	100%	1
MANASOTA PEDIATRICS			1	100%	1
WELLMED AT FORT PIERCE		1			1
WELLCARE URGENT CARE			1	100%	1
PINEVILLE PHARMACY			1	100%	1
SV MOBILE HEALTH			1	100%	1
SEATTLE-KING COUNTY			1	100%	1
Gulf Coast health and Rehabilitation, LLC		1			1
LAURELLWOOD NURSING CENTER		1			1
MYCLINIC, INC			1	100%	1
PM PEDIATRICS OF SELDEN, PLLC		1			1
USC VERDUGO HILLS HOSPITAL			1	100%	1
Elm Crest Senior Living Community		1			1
MIDWAY SPECIALTY CARE CENTER INC		1			1
MEDICAL CITY DENTON			1	100%	1
CACERES SPECIALIZED GYNECOLOGY		1			1
CHNJ		1			1
MEDEXPRESS-DOVER		1			1
NULEASE MEDICAL SOLUTIONS			1	100%	1
BNJ		1			1
HERNANDO CHILDREN'S			1	100%	1
Southwest Louisiana Veterans Home			1	100%	1
EVENTIDE LUTHERAN HOME		1			1
MDS PHARMA SERVICES		1			1
UNIVERSITY COMMUNITY HEALTH SERVICES			1	100%	1
CVS NJ836POCT RUNNEMEDE		1			1
SANTA CLARA VALLEY MEDICAL CENTER			1	100%	1
PALMA CEIA MED GROUP-SWANN		1			1
HIBISCUS COURT			1	100%	1
Ramsey Village		1			1
ROSE MEDICAL CENTER LAB			1	100%	1
Victory Health and Rehabilitation			1	100%	1
MILFORD REGIONAL HOSPITAL			1	100%	1
ORMOND MEDICAL ARTS FAMILY PRACTICE PL			1	100%	1
PRIORITY CARE LLC			1	100%	1
CALIFORNIA PUBLIC HEALTH LABORATORY			1	100%	1
IRA FIALKO DO			1	100%	1
ST JOSEPHS HOSPITAL SOUTH HOSPITAL			1	100%	1
DIXIE REGIONAL MEDICAL CENTER			1	100%	1
OXY-GENLAB			1	100%	1

# COVID-19: testing by laboratory

Data through Jan 15, 2021 verified as of Jan 16, 2021 at 09:25 AM

Data in this report are provisional and subject to change.

The numbers in the table below represent the number of Florida and non-Florida residents for whom test results were received by the Department of Health. A person can be tested by more than one laboratory and can have both positive and negative results. **Therefore, the sum of the numbers in each column will be larger than the total number of people tested.**

Reporting lab	Inconclusive	Negative	Positive	Percent positive	Total
KAISER PERMANENTE REGIONAL REFERENCE LABORATORY		1			1
VALLEY HOSPITAL MEDICAL CENTER		1			1
ALLIED PHYSICIANS GROUP		1			1
GREATER TAMPA AT HOME			1	100%	1
ORLANDO HEALTH PHYSICIAN GROUP INC			1	100%	1
ANMED HEALTH MEDICAL CENTER			1	100%	1
HAWKEYE CARE CENTER DUBUQUE		1			1
Walgreens #9278		1			1
ST LUKES SURGICAL AT THE VILLAGES INC			1	100%	1
ELEMENTS PHARMACY			1	100%	1
PROVIDENCE ST. PATRICK HOSPITAL			1	100%	1
INTERMOUNTAIN MEDICAL CENTER			1	100%	1
WESTEX URGENT CARE, PLLC			1	100%	1
Crisp Regional Nursing and Rehab Center		1			1
URGENT DOC -NACOGODOCHES CLINIC			1	100%	1
WEST DADE PEDIATRICS			1	100%	1
ST.ELIZABETH HEALTH CENTER	1				1
ROCKLEDGE HEALTH & REHABILITATION CENTER			1	100%	1
LAKE MARY OPTUM FLORIDA			1	100%	1
ALTA BATES SUMMIT MEDICAL CENTER CLINICAL LAB			1	100%	1
CVS CA9165POCT SAN DIEGO		1			1
HAMILTON CI MAIN UNIT ANNEX/ WORK CAMP			1	100%	1
MAYO CLINIC OUTPATIENT DIALYSIS CENTER			1	100%	1
DORAL KIDNEY CENTER			1	100%	1
OAK HAVEN REHAB AND NURSING CENTER			1	100%	1
Trucare Living Centers - Columbus		1			1
Eddy Memorial Geriatric Center		1			1
FAMILY PRACTICE OF CENTRAL FLORIDA PA			1	100%	1
Miller Health Care Center			1	100%	1
MALUHIA		1			1
MINUTECLINIC, LLC, DBA MINUTECLINIC #4		1			1
MOUNT SINAI COMPREHENSIVE CANCER CENTER			1	100%	1
Waters of Covington		1			1
ANY LAB TEST FAST CORP			1	100%	1
Northern Nevada State Veterans Home		1			1
DOCTOR'S IN-HOUSE LAB/COMMUNITY HEALTH CENTERS OF PINELLAS - JOHNNIE R			1	100%	1
MEMORIAL HEALTH UNIVERSITY MEDICAL CENTER			1	100%	1
WHEATON FRANCISCAN LABORATORY			1	100%	1
MEDEXPRESS URGENT CARE - DERBY N ROCK		1			1
ST. LUKES HOSPITAL			1	100%	1
MEMORIAL HOSPITAL LOS BANOS			1	100%	1
CVS MINUTE CLINIC DIAGNOSTIC MED GRP OF CAL		1			1
PRIMEX CLINICAL LABORATORIES INC			1	100%	1
CVS SC5479POCT INDIAN LAND		1			1
Monument Health Custer Care Center		1			1
FLORIDA DEPARTMENT OF HEALTH SEMINOLE COUNTY		1			1
CLINICAL PATHOLOGY LABORATORIES SOUTHEAST INC			1	100%	1

# COVID-19: testing by laboratory

Data through Jan 15, 2021 verified as of Jan 16, 2021 at 09:25 AM

Data in this report are provisional and subject to change.

The numbers in the table below represent the number of Florida and non-Florida residents for whom test results were received by the Department of Health. A person can be tested by more than one laboratory and can have both positive and negative results. **Therefore, the sum of the numbers in each column will be larger than the total number of people tested.**

Reporting lab	Inconclusive	Negative	Positive	Percent positive	Total
MED CHOICE CENTER OF NORTH MIAMI			1	100%	1
MEDEXPRESS URGENT CARE - WICHITA, N MAIZE RD		1			1
MEDICAL CLINIC OF HOUSTON			1	100%	1
LOWER KEYS COMMUNITY HEALTH CENTER			1	100%	1
BRENTWOOD AT FORE RANCH			1	100%	1
AUTUMN HOUSE			1	100%	1
MAHONEY PEDIATRICS PA			1	100%	1
CARING PROFESSIONAL HEALTH CARE LLC		1			1
LOPEZ		1			1
INDIAN RIVER CLINICAL LABORATORY, INC.		1			1
Kroger 596 - The Little Clinic Brentwood		1			1
CLEVELAND CLINIC OUTPATIENT LABORATORY			1	100%	1
UF HEALTH - WILDLIGHT			1	100%	1
LOURDES URGENT CARE			1	100%	1
HILTON HEAD HOSPITAL/INPATIENT			1	100%	1
TENNOVA ER - SANGO			1	100%	1
Birmingham Nursing & Rehab Center		1			1
MEDEXPRESS URGENT CARE, EDWARDSVILLE		1			1
AMD			1	100%	1
ST LUCIE COUNTY HEALTH DEPARTMENT			1	100%	1
FLORIDA HEART AND VASCULAR MULTISPECIALTY GROUP PA			1	100%	1
Signature Healthcare of Savannah		1			1
CONCORDIA MANOR			1	100%	1
THE HEART HOSPITAL BAYLOR PLANO			1	100%	1
Kroger 407 - The Little Clinic Lexington		1			1
HARDIN MEMORIAL HOSPITAL - HEARTLAND PATHOLOGY CONSULTANTS			1	100%	1
VA OPTOMETRY CLINIC			1	100%	1
MIAMI-DADE COUNTY HEALTH DEPT.		1			1
OPTUM OF HIALEAH		1			1
THE CLINIC ON SIXTH			1	100%	1
PM PEDIATRICS PC			1	100%	1
CVS NC7529POCT KNIGHTDALE		1			1
COVID RAPID LABS			1	100%	1
PRIMACARE MEDICAL LAKEWOOD			1	100%	1
KNOX COMMUNITY HOSPITAL			1	100%	1
MEDEXPRESS URGENT CARE - BECKLEY		1			1
SACRED HEART HOSPITAL NURSING			1	100%	1
RAJ K PAI MD PA			1	100%	1
MC DIAGNOSTIC OF CONNECTICUT, PC #114		1			1
DEVLAB, LLC			1	100%	1
CORNERSTONE OF RECOVERY INC		1			1
CITRUS HEALTH NETWORK INC			1	100%	1
BROOKDALE LAKE TAVARES			1	100%	1
MANOR CARE OF DELRAY BEACH FL LLC		1			1
Brio of Johnston		1			1
THE TOLEDO HOSPITAL			1	100%	1
SPECTRUM LABORATORY			1	100%	1

# COVID-19: testing by laboratory

Data through Jan 15, 2021 verified as of Jan 16, 2021 at 09:25 AM

Data in this report are provisional and subject to change.

The numbers in the table below represent the number of Florida and non-Florida residents for whom test results were received by the Department of Health. A person can be tested by more than one laboratory and can have both positive and negative results. **Therefore, the sum of the numbers in each column will be larger than the total number of people tested.**

Reporting lab	Inconclusive	Negative	Positive	Percent positive	Total
TIMPANOGOS REGIONAL HOSPITAL			1	100%	1
MARINA DEL REY HOSPITAL LAB			1	100%	1
Kroger 895 - The Little Clinic Green Hills		1			1
ST. JOHN HOSPITAL & MEDICAL CENTER			1	100%	1
ADVANCED LABORATORY SERVICES			1	100%	1
MEDCOR CORPORATE CLINIC			1	100%	1
SEWALLS POINT PHARMACY INC			1	100%	1
Cornerstone at the Ranch		1			1
CHRISTUS GOOD SHEPHERD MEDICAL CENTER			1	100%	1
Integrity Healthcare of Carbondale			1	100%	1
TRUMAN MEDICAL CENTER - HOSPITAL HILL			1	100%	1
ST. LUKE'S HOSPITAL			1	100%	1
ADVENTHEALTH IMAGING LAKE NONA			1	100%	1
MINUTECLINIC DIAGNOSTIC OF OHIO #4401		1			1
ALPHA CLINICAL LABORATORY CORP.			1	100%	1
TREASURE COAST MEDICAL CONCIERGE LLC			1	100%	1
MADISON AT OVIEDO			1	100%	1
ANDREWS INSTITUTE AMBULATORY SURGERY CENTER		1			1
LANTANA HC LAB			1	100%	1
EASTSIDE URGENT CARE			1	100%	1
REGIONAL MED CTR BAYONET POINT			1	100%	1
VERITAS GENETICS, INC.			1	100%	1
CVS NC3319POCT CHARLOTTE		1			1
HUMC		1			1
Mayfair Village Nursing Care Center		1			1
HARDEE COUNTY FIRE RESCUE		1			1
CVS MO4850POCT SPRINGFIELD		1			1
STANDIFER PLACE		1			1
HEALTH PLUS SUNRISE MEDICAL OFFICE			1	100%	1
TWELVE OAKS RECOVERY CENTER			1	100%	1
Garden Isle Healthcare and Rehabilitation Center		1			1
NEMOURS CHILDREN'S PRIMARY CARE, ST CLOUD			1	100%	1
MIAMI VASCULAR SURGERY			1	100%	1
INLET CONCIERGE MEDICINE			1	100%	1
CORNERSTONE PEDIATRICS			1	100%	1
CONCIERGE INTERNAL MEDICINE ASSOCIATES			1	100%	1
SIGNATURE CARE MEMORIAL CITY			1	100%	1
ISLANDS ASSISTED LIVING FACILITY,THE			1	100%	1
ABSOLUTE HEALTH INTERNAL MEDICINE AND PEDIATRICS		1			1
FREDERICK AVENUE GROUP HOME		1			1
HELEN HAYES HOSPITAL LABORATORY		1			1
ROBERTS WESLEYAN COLLEGE HEALTH CENTE		1			1
BREVARD FAMILY WALK IN CLINIC			1	100%	1
Kroger 350 - The Little Clinic New Cut Road		1			1
LABORATORIO MEDICO CENTRAL CONDOMINO MD			1	100%	1
Ocala RKC EAST HEMO #1			1	100%	1
ARIZONA STATE LABORATORY			1	100%	1

# COVID-19: testing by laboratory

Data through Jan 15, 2021 verified as of Jan 16, 2021 at 09:25 AM

Data in this report are provisional and subject to change.

The numbers in the table below represent the number of Florida and non-Florida residents for whom test results were received by the Department of Health. A person can be tested by more than one laboratory and can have both positive and negative results. **Therefore, the sum of the numbers in each column will be larger than the total number of people tested.**

Reporting lab	Inconclusive	Negative	Positive	Percent positive	Total
DASCENA, INC			1	100%	1
AURORA MEDICAL CENTER-KENOSHA			1	100%	1
AVERA ST. MARY'S HOSPITAL			1	100%	1
ADVENT HEALTH - OWASA			1	100%	1
LabCorp L#09258295 M#09258285			1	100%	1
LAB PLUS, LLC			1	100%	1
WORKFORCE HEALTH DEPARTMENT			1	100%	1
BEAUFORT MEMORIAL			1	100%	1
ROAN MOUNTAIN MEDICAL CENTER			1	100%	1
Bayou Vista Community Care Center			1	100%	1
JPS HEALTH CENTER AT TRUE WORTH PLACE			1	100%	1
NORTH SHORE HEMATOLOGY-ONCOLOGY ASSOCI		1			1
QUEST DIAGNOSTICS INCORPORATED			1	100%	1
PROGRESSIVE MEDICAL RESEARCH			1	100%	1
GENESIS HEALTH SYSTEM			1	100%	1
FIVE STAR PREMIER RESIDENCES OF POMPANO BEACH			1	100%	1
OAKMONTE VILLAGE OF DAVIE			1	100%	1
Kroger - KRO70300083			1	100%	1
APPLECARE URGENT CARE KINGSLAND			1	100%	1
DOCTORS CARE - AIKEN MALL			1	100%	1
WELLMED AT LINEBAUGH AVE			1	100%	1
CONTINENTAL HOME HEALTH CARE INC			1	100%	1
DIAMOND SPEEDWAY DIALYSIS			1	100%	1
SOUTHEASTERN INTEGRATED MEDICAL PL			1	100%	1
TITUSVILLE CENTER FOR SURGICAL EXCELLENCE LLC		1			1
APPLECARE VALDOSTA			1	100%	1
Village Crest Center for Health & Rehabilitation		1			1
LEE MEMORIAL HOSPITAL OUTPATIENT SURGERY CENTER			1	100%	1
URGENT CARE OF FORT LAUDERDALE INC			1	100%	1
CLARE BRIDGE OF CAPE CORAL		1			1
FLORIDA EPIDEMIOLOGY PROGRAM			1	100%	1
MINUTECLINIC, LLC #4507		1			1
ADVANCED HEALTHCARE ASSOCIATES		1			1
Excel Care Center			1	100%	1
DIGNITY HEALING LLC			1	100%	1
MERITUS MEDICAL CENTER			1	100%	1
SHARON REGIONAL MEDICAL CENTER			1	100%	1
PROGRESSIVE MEDICAL LAB LLC			1	100%	1
THE CHILDREN'S HOSPITAL OF PHILADELPHIA		1			1
DEVLIN MANOR NURSING AND REHABILITATION		1			1
CVS PA1296POCT DREXEL HILL		1			1
Manor Care of Dallastown d/b/a ManorCare Health Services - Dallastown		1			1
MINUTECLINIC DIAG OF IND, LLC #6908		1			1
XSTREMEMD			1	100%	1
MISSOURI DEPARTMENT OF HEALTH AND SENIOR SERVICES - STATE PH LAB		1			1
Kroger 717 - The Little Clinic Dolphin Drive			1	100%	1
Rehab Select of Talladega		1			1



# COVID-19: testing by laboratory

Data through Jan 15, 2021 verified as of Jan 16, 2021 at 09:25 AM

Data in this report are provisional and subject to change.

The numbers in the table below represent the number of Florida and non-Florida residents for whom test results were received by the Department of Health. A person can be tested by more than one laboratory and can have both positive and negative results. **Therefore, the sum of the numbers in each column will be larger than the total number of people tested.**

Reporting lab	Inconclusive	Negative	Positive	Percent positive	Total
San Antonio Residence and Rehabilitation Center		1			1
Harris Hill Nursing Facility		1			1
MEDEXPRESS URGENT CARE - WESTFIELD, E MAIN ST			1	100%	1
Kroger 687 - The Little Clinic Sugar Hill			1	100%	1
WINTER PARK INTERNAL MEDICINE MD PA			1	100%	1
ADVANCE FAMILY PRACTICE LLC			1	100%	1
BROADWAY HEALTH FLORIDA MEDICAL CLINIC URGENT CARE			1	100%	1
Community Care Center of Heritage House, LLC			1	100%	1
CORIZON HEALTH INC			1	100%	1
Chateau Living Center			1	100%	1
HARTFORD HEALTH CARE & REHABILITATION			1	100%	1
BAYLOR SCOTT & WHITE ALL SAINTS MEDICAL CENTER FT			1	100%	1
BIODORON LABORATORIES			1	100%	1
PULMONARY MEDICINE		1			1
ALL CARE URGENT CARE			1	100%	1
Kroger 125 - The Little Clinic Castle Rock		1			1
MEA PRIMARY CARE PLUS BYRAM			1	100%	1
VANAJA SUREDDI MD PA			1	100%	1
RCA LABORATORY SERVICES LLC			1	100%	1
BUFFALO CROSSINGS HEALTHCARE AND REHABILITATION CENTER			1	100%	1
BIOMERIEUX			1	100%	1
GENESIS MICROBIOLOGY LAB		1			1
ADVENTHEALTH MEDICAL GROUP UROLOGY AT EAST ORLANDO		1			1
ADVENTHEALTH MEDICAL GROUP PEDIATRICS DIABETES &			1	100%	1
CVS NC3516POCT WINSTON SALEM		1			1
EASTMAN HEALTHCARE & REHAB		1			1
Tremont Health & Rehabilitation Center		1			1
RESIDENCES AT MIAMI / REIGN GARDENS LLC, THE			1	100%	1
CROSSROADS URGENT CARE PLLC		1			1
LOGAN COUNTY HOSPITAL			1	100%	1
MEDPOST - NORTH DALLAS			1	100%	1
JUPITER PEDIATRIC ASSOCIATES, PA			1	100%	1
NICKLAUS CHILDREN'S DORAL OUTPATIENT CENTER			1	100%	1
OUCH URGENT CARE			1	100%	1
MEDEXPRESS URGENT CARE - BROOKHAVEN		1			1
SAINT JOSEPHS HOSPITAL OF ATLANTA			1	100%	1
CARE POINT HEALTH AND WELLNESS CENTER		1			1
HALIFAX HEALTH PRIMARY CARE ORMOND			1	100%	1
CARESPOT - OCOEE			1	100%	1
FHPG SURGICAL ASSOCIATES OF EAST PASCO			1	100%	1
MEDEXPRESS URGENT CARE - BENTON		1			1
ST JOHNS EPISCOPAL HOSPITAL SOUTH SHORE		1			1
LAKEVIEW HEALTH CARE SYSTEM LLC			1	100%	1
ROYAL PALM PEDIATRICS			1	100%	1
LAMARQUE DIALYSIS			1	100%	1
HAMILTON CHD		1			1
ASHLEY CLINICAL DIAGNOSTIC LABORATORY			1	100%	1

# COVID-19: testing by laboratory

Data through Jan 15, 2021 verified as of Jan 16, 2021 at 09:25 AM

Data in this report are provisional and subject to change.

The numbers in the table below represent the number of Florida and non-Florida residents for whom test results were received by the Department of Health. A person can be tested by more than one laboratory and can have both positive and negative results. **Therefore, the sum of the numbers in each column will be larger than the total number of people tested.**

Reporting lab	Inconclusive	Negative	Positive	Percent positive	Total
LAKEVIEW REGIONAL HOSPITAL			1	100%	1
SPECTRUM LUDINGTON			1	100%	1
ASCENSION ST VINCENT'S MEDICAL CENTER			1	100%	1
HOLMES FAMILY PRACTICE PA			1	100%	1
FOUNDATION LABORATORY			1	100%	1
SPRINGFIELD HOSPITAL			1	100%	1
MINUTECLINIC DIAGNOSTIC OF NH, LLC (CL		1			1
SHANDS JACKSONVILLE CLINICAL CENTER			1	100%	1
ADVANCED RESEARCH AND DIAGNOSTIC LABORATORY UNIVERSITY OF MINNESOTA			1	100%	1
CERMAK HEALTH SERVICES			1	100%	1
Baypoint Healthcare Center			1	100%	1
FAST PACE URGENT CARE			1	100%	1
BASCOM PALMER EYE INSTITUTE			1	100%	1
ACUPATH LABORATORIES INC			1	100%	1
ELITE MEDICAL LABORATORY SOLUTIONS LLC			1	100%	1
MEDICAL SPECIALISTS OF THE PALM BEACHES INC			1	100%	1
DOCTORS MEMORIAL HOSP HOME HEALTH CARE		1			1
INNOVATIVE HEALTH DIAGNOSTIC OF CALIFORNIA			1	100%	1
FAIRFIELD MEDICAL CENTER			1	100%	1
CVS PA371POCT PHILADELPHIA		1			1
KANA MEDICAL			1	100%	1
ALLIANCE MD DIRECT PRIMARY CARE			1	100%	1
ADVENTHEALTH CENTRA CARE TRINITY			1	100%	1
CAREHERE HUDSON BAY			1	100%	1
NORTHEAST PEDIATRICS			1	100%	1
WINKLER COURT			1	100%	1
MINUTECLINIC DIAGNOSTIC MED GRP OF ORA			1	100%	1
ARIZA WELLNESS CARE LLC			1	100%	1
Sunnybrook Rehabilitation Center			1	100%	1
SOUTHEASTERN HEALTH FACILITES, INC		1			1
EAST COAST INSTITUTE FOR RESEARCH LLC			1	100%	1
Seal Rock Healthcare		1			1
SOUTHWEST ORLANDO FAMILY MEDICINE, PL			1	100%	1
SAINT JOSEPH'S HOSPITAL AND MEDICAL CENTER		1			1
Niles Nursing and Rehab. Center		1			1
COLUMBIA CREST CARE & RAHAB		1			1
ADVANCE MD CARE			1	100%	1
Kroger 907 - The Little Clinic Holland		1			1
HARBOUR ISLAND PEDIATRICS LLC			1	100%	1
CVS OH10209POCT UNIONTOWN		1			1
COBLESKILL REGIONAL HOSPITAL		1			1
ENZO LABS INC			1	100%	1
MINIUTECLINIC DIAG OF IND, LLC #6553		1			1
PINNACLE DIALYSIS		1			1
LOUIS STOKES CLEVELAND VA MEDICAL CENTER			1	100%	1
CVS MO5655POCT LIBERTY			1	100%	1
Ravenwood Speciality Care		1			1

# COVID-19: testing by laboratory

Data through Jan 15, 2021 verified as of Jan 16, 2021 at 09:25 AM

Data in this report are provisional and subject to change.

The numbers in the table below represent the number of Florida and non-Florida residents for whom test results were received by the Department of Health. A person can be tested by more than one laboratory and can have both positive and negative results. **Therefore, the sum of the numbers in each column will be larger than the total number of people tested.**

Reporting lab	Inconclusive	Negative	Positive	Percent positive	Total
AZALEALAND NURSING HOME		1			1
LIBERTY HEALTH CENTER			1	100%	1
PROGENESIS INC			1	100%	1
SUMMERFIELD PAIN MANAGEMENT			1	100%	1
Kroger 409 - The Little Clinic Hebron Marketplace			1	100%	1
Village on the Green			1	100%	1
IMMY LABS			1	100%	1
MEMORIAL HOSPITAL - BELLEVILLE			1	100%	1
SARASOTA MEDICAL CENTER			1	100%	1
CLEVELAND CLINIC AKRON GENERAL			1	100%	1
ATRIA WILLOW WOOD			1	100%	1
PUBLIX PHARMACY # 1236			1	100%	1
Manassas Health & Rehab			1	100%	1
STEWART MEDICAL GROUP INC			1	100%	1
BEAUMONT REFERENCE LABORATORY			1	100%	1
Winter Park Care and Rehab			1	100%	1
ORMC-ARDEN/EOI			1	100%	1
DEPT OF VA MEDICAL CENTER - MIAMI			1	100%	1
PIONEER CLINICAL RESEARCH LLC			1	100%	1
Mountain View Manor			1	100%	1
SPRINGBROOK HOSPITAL			1	100%	1
MOORE CLINICAL RESEARCH INC			1	100%	1
NEW MILFORD HOSPITAL			1	100%	1
SOUTHWOOD NURSING & RETIREMENT CENTER		1			1
TMH CANCER CENTER LABORATORY			1	100%	1
EAST FL CORE LAB			1	100%	1
CHAMBREL AT PINECASTLE			1	100%	1
LAKE SUCCESS EXTENDED CARE		1			1
Holly Hill Healthcare Center			1	100%	1
PELICAN STATE OUTPATIENT CENTER			1	100%	1
FRESENIUS KIDNEY CARE			1	100%	1
LAREDO EMERGENCY ROOM			1	100%	1
INSTANT MEDICAL CARE CENTER			1	100%	1
Bethany Manor		1			1
ORLANDO HEALTH PHYSICIAN GROUP			1	100%	1
PARRISH MEDICAL GROUP			1	100%	1
GIFFORD MEMORIAL HOSPITAL		1			1
ACCOMPLISHED HOME CARE		1			1
CONSULATE HEALTH CARE OF VERO BEACH			1	100%	1
MINUTECLINIC DIAGNOSTIC OF OHIO #5060		1			1
CYPRESS VILLAGE REHAB CENTER		1			1
Kroger 481 - The Little Clinic Houston Levee		1			1
COVID TESTING LLC			1	100%	1
SOUTHWOOD HEALTHCARE CENTER		1			1
FORT LOUDOUN PRIMARY CARE		1			1
HELIX BIOMEDICS LLC			1	100%	1
MEDEXPRESS URGENT CARE, LANCASTER WEST		1			1

# COVID-19: testing by laboratory

Data through Jan 15, 2021 verified as of Jan 16, 2021 at 09:25 AM

Data in this report are provisional and subject to change.

The numbers in the table below represent the number of Florida and non-Florida residents for whom test results were received by the Department of Health. A person can be tested by more than one laboratory and can have both positive and negative results. **Therefore, the sum of the numbers in each column will be larger than the total number of people tested.**

Reporting lab	Inconclusive	Negative	Positive	Percent positive	Total
CAMBRIDGE HEALTH ALLIANCE			1	100%	1
UNIVERSITY OF BALTIMORE WASHINGTON MEDICAL CENTER			1	100%	1
ADVANCED URGENT CARE CENTER			1	100%	1
BHA TITUSVILLE CLINIC			1	100%	1
OAKMONT WEST- GREENVILLE SC		1			1
MT CARMEL PHARMACY INC		1			1
Oakview Manor Health and Rehab		1			1
IDAHO HEALTH DEPARTMENT			1	100%	1
Broomall Manor		1			1
WALGREENS #15291		1			1
Kroger 777 - The Little Clinic Shelbyville		1			1
PSL JAX BEACH OPERATIONS LLC			1	100%	1
ST JOHNS MEDICAL CENTER		1			1
RIVERTON CBOC			1	100%	1
CAREFIRST URGENT CARE - BEECHMONT			1	100%	1
Glen Oaks Health and REhabilitation		1			1
PEDIATRICS IN NORTH FLORIDA PA			1	100%	1
CVS OH5457POCT POWELL		1			1
HANCOCK REGIONAL HOSPITAL		1			1
ROYAL OAK MEDICAL CENTER LLC DBA CHARACTER FAMILY			1	100%	1
ADAMS COUNTY HEALTH DEPARTMENT			1	100%	1
JOSHUA E CHESIR MD		1			1
SCIENCE CARE			1	100%	1
CROSS CREEK HEALTH CARE		1			1
PALOMAR MEDICAL CENTER			1	100%	1
CHRISTIANA HOSPITAL		1			1
NORTH RIVER FAMILY HEALTH CENTER			1	100%	1
GRAND VILLA OF SARASOTA			1	100%	1
Medicalodges Neosho			1	100%	1
SPECIALTY DRUG TESTING			1	100%	1
CLINTON DRUG STORE		1			1
CVS IL1773POCT TINLEY PARK		1			1
MAINE CENTER FOR DISEASE CONTROL AND PREVENTION			1	100%	1
HIGHLAND PARK LAKEWOOD PRESTON HOLLOW			1	100%	1
OCEAN MEDICAL CENTER		1			1
WATERTOWN URGENT CARE		1			1
NEW YORK PRESBYTERIAN HOSPITAL			1	100%	1
MEDEXPRESS URGENT CARE - MARTINSVILLE		1			1
PEDIATRIC URGENT CARE CENTR OF FORT WORTH-LA GRAN			1	100%	1
MINUTECLINIC # 21110			1	100%	1
COVENANT HEALTH		1			1
HYDE PARK MEDICAL CENTER		1			1
OHIOHEALTH URGENT CARE			1	100%	1
CVS IL7017POCT BLOOMINGTON		1			1
LIFELINK TISSUE BANK D/B/A LIFELINK TISSUE BANK		1			1
MINUTECLINIC, LLC #1452		1			1
TRIPLE O MEDICAL SERVICES INC			1	100%	1

# COVID-19: testing by laboratory

Data through Jan 15, 2021 verified as of Jan 16, 2021 at 09:25 AM

Data in this report are provisional and subject to change.

The numbers in the table below represent the number of Florida and non-Florida residents for whom test results were received by the Department of Health. A person can be tested by more than one laboratory and can have both positive and negative results. **Therefore, the sum of the numbers in each column will be larger than the total number of people tested.**

Reporting lab	Inconclusive	Negative	Positive	Percent positive	Total
CARTERSVILLE MEDICAL CENTER			1	100%	1
CVS NV5286POCT HENDERSON		1			1
CLINICAL TRIALS OF TAMPA LLC		1			1
NEW YORK CITY DEPARTMENT OF HEALTH			1	100%	1
ACCESS MEDICAL GROUP OF TAMPA INC			1	100%	1
LADY OF THE SEA HOSPITAL LAB			1	100%	1
VANDERBILT UNIVERSITY MEDICAL CENTER			1	100%	1
RIVERSIDE REGIONAL MED CENTER			1	100%	1
SMITH NORTHVIEW HOSPITAL LAB			1	100%	1
PORTSMOUTH REG. HOSPITAL			1	100%	1
CHRISTUS SPOHN HOSPITAL			1	100%	1
OMNICARE PHARMACY OF TEXAS 1, LP		1			1
BLOSSOMS ASSISTED LIVING 1 LLC			1	100%	1
Kroger 57 - The Little Clinic Jay C Charlestown		1			1
ESOTERIC LAB			1	100%	1
POMPANO BEACH ARTIFICIAL KIDNEY CENTER			1	100%	1
			1	100%	1
RIDGEFIELD PEDIATRIC ASSOCIATES		1			1
Buena Vista Care Center		1			1
UNIVERSITY OF NORTH CAROLINA HOSPITALS			1	100%	1
THOMAS HOSPITAL			1	100%	1
MAINE HEALTH AND ENVIRONMENTAL TESTING LABORATORY			1	100%	1
MEDEXPRESS URGENT CARE - PATRICK STREE			1	100%	1
AFFILIATED LABORATORIES INC			1	100%	1
HAVASU REGIONAL MEDICAL CENTER			1	100%	1
Brookdale Southside			1	100%	1
COASTAL SKIN SURGERY AND DERMATOLOGY PL		1			1
WALGREENS # 12338		1			1
USCG AIR STATION CLEARWATER CLINIC			1	100%	1
EDWARD HOSPITAL			1	100%	1
Wedgewood Manor		1			1
BRUSHY CREEK FAMILY HOSPITAL			1	100%	1
ONslow COUNTY HEALTH DEPARTMENT			1	100%	1
UNITED HEALTHCARE			1	100%	1
BAPTIST HEALTH MEDICAL PLAZA			1	100%	1
Longwood Community Living Center		1			1
NEW YORK STATE DEPTARTMENT OF HEALTH			1	100%	1
SOFTCELL L-FORM LABORATORIES, LLC			1	100%	1
BROOKDALE FORT MYERS LAKES PARK			1	100%	1
CVS IL7143POCT SCHAUMBURG		1			1
Kroger - KR070600172		1			1
PORT ORANGE NURSING & REHAB			1	100%	1
ST PETE DIRECT PRIMARY CARE		1			1
DAUGHTERS OF SARAH NURSING CENTER		1			1
BARRINGTON TERRACE NAPLES			1	100%	1
KIDS CARE PEDIATRICS PA			1	100%	1
SUSAN F. WILLIAMS M.D., P.A.			1	100%	1



# COVID-19: testing by laboratory

Data through Jan 15, 2021 verified as of Jan 16, 2021 at 09:25 AM

Data in this report are provisional and subject to change.

The numbers in the table below represent the number of Florida and non-Florida residents for whom test results were received by the Department of Health. A person can be tested by more than one laboratory and can have both positive and negative results. **Therefore, the sum of the numbers in each column will be larger than the total number of people tested.**

Reporting lab	Inconclusive	Negative	Positive	Percent positive	Total
CHI ST VINCENT LITTLE ROCK DIAGNOSTIC CLINIC			1	100%	1
INNOVATIVE GENOMICS, LLC			1	100%	1
SIGNATURE CARE COLLEGE STATION			1	100%	1
CVS NC3853POCT BURLINGTON		1			1
INTEGRATED GENETICS SEQUENOM		1			1
MOUNT ST MARYS HOSPITAL OF NIAGARA FALLS			1	100%	1
HARBORCHASE OF VILLAGES CROSSING			1	100%	1
BIOMAT ORLANDO		1			1
West Bay of Tampa Center			1	100%	1
ADVENTHEALTH DURAND			1	100%	1
STATE OF FLORIDA			1	100%	1
SOUTH FLORIDA URGENT CARE CENTERS, LLC			1	100%	1
Lenbrook		1			1
NASSAU UNIVERSITY MEDICAL CENTER DEPT		1			1
ST CATHERINE HOSPITAL LABORATORY			1	100%	1
BATESVILLE - SHERWOOD URGENT CARE			1	100%	1
Eagle Health and Rehabilitation		1			1
HAWAII DEPARTMENT OF HEALTH LAB			1	100%	1
Cerenity Senior Care-White Bear Lake		1			1
CAROMONT HEALTH			1	100%	1
CHIPOLA QUICK CARE			1	100%	1
MEDEX CLINIC LLC			1	100%	1
Vi at Aventura		1			1
GRAND VILLA OF LAKELAND		1			1
MEDERI CARETENDERS			1	100%	1
MENORAH MANOR			1	100%	1
BUFFALO VAMC			1	100%	1
NORTHWEST FLORIDA SPECIALTY PHYSICIANS LLC		1			1
SONORAN DESERT PATHOLOGY			1	100%	1
APALACHEE CENTER INC		1			1
ATHENA PLASTIC SURGERY		1			1
SAN JOSE CLINIC		1			1
LABORATORIO BUENA SALUD			1	100%	1
BLACKBERRY CENTER, THE		1			1
ADVANCED CARDIOVASCULAR DIAGNOSTICS OF FL			1	100%	1
Kroger 126 - The Little Clinic Cottonwood		1			1
SUPERKIDS PEDIATRICS			1	100%	1
NF Escambia, LLC DBA Olive BranchHealth and Rehabilitaion Center			1	100%	1
NHC HealthCare St. Charles		1			1
UNIVERSITY OF TEXAS AT EL PASO, THE			1	100%	1
RAMBAM URGENT CARE			1	100%	1
NIBHA MEDIRATTA MD PL			1	100%	1
BLACK STALLION WALK IN AND EXERCISE CLINICS LLC		1			1
VAULT MEDICAL SERVICES			1	100%	1
PARKRIDGE MEDICAL CENTER			1	100%	1
SYNEXUS CLINICAL RESEARCH US INC		1			1
SILVER SPRINGS SHORES DIALYSIS			1	100%	1

# COVID-19: testing by laboratory

Data through Jan 15, 2021 verified as of Jan 16, 2021 at 09:25 AM

Data in this report are provisional and subject to change.

The numbers in the table below represent the number of Florida and non-Florida residents for whom test results were received by the Department of Health. A person can be tested by more than one laboratory and can have both positive and negative results. **Therefore, the sum of the numbers in each column will be larger than the total number of people tested.**

Reporting lab	Inconclusive	Negative	Positive	Percent positive	Total
LAKE VIEW COURT		1			1
GSM OCED Subsection			1	100%	1
MINUTE CLINIC LLC #1909		1			1
Kroger - KRO01100688			1	100%	1
STUYVESANT URGENT CARE		1			1
NORTH COUNTRY FAMILY HEALTH CENTER INC		1			1
GOOD SAMARITAN SOCIETY - DE SMET		1			1
CHI ST. LUKE'S HEALTH BCM MEDICAL CENTER			1	100%	1
MINUTECLINIC OF NEVADA-2955 S FT APACH		1			1
CVS TX7821POCT LEAGUE CITY		1			1
ESCANDON DIAGNOSTIC CLINIC			1	100%	1
Raleigh Center (WV)			1	100%	1
HENRICO DOCTOR'S LABORATORY			1	100%	1
IVAN, MAYA			1	100%	1
RHODE ISLAND DEPARTMENT OF HEALTH LABORATORIES			1	100%	1
LAKE COMMUNITY ACTION AGENCY		1			1
SOUTH FLORIDA PEDIATRIC PARTNERS			1	100%	1
ORDRS, INC.			1	100%	1
MRMC LAB MICRO			1	100%	1
MEDEXPRESS URGENT CARE - LEOMINSTER		1			1
PALM BEACH COUNTY HEALTH DEPT.			1	100%	1
US LABORATORIES			1	100%	1
BRISTOL REGINAL MEDICAL CENTER			1	100%	1
Maple Lane Nursing Home		1			1
KEY WEST BRANCH MEDICAL CLINIC			1	100%	1
LABORATORY COPRORATION OF AMERICA			1	100%	1
HEALTH GUAGE			1	100%	1
DUKE UNIVERSITY POINT OF CARE TESTING PROGRAM			1	100%	1
REEVES COUNTY HOSPITAL DISTRICT			1	100%	1
CARSON NURSING AND REHABILITATION CENT		1			1
ABBOTT LABORATORIES - OCCUPATIONAL HEALTH SERVICES			1	100%	1
Mill Valley Care Center		1			1
Kroger 020 - The Little Clinic Wheat Ridge		1			1
BAPTIST HEALTH EXPRESS CARE			1	100%	1
KEY WEST HMA PHYSICIAN MANAGEMENT, LLC			1	100%	1
Florida Baptist Retirement Center		1			1
FLORIDA HOSPITAL LAB			1	100%	1
MEDEXPRESS URGENT CARE - MYLAN			1	100%	1
NORTH SHORE HEMATOLOGY-ONCOLOGY ASSOCIATES		1			1
CHESAPEAKE REGIONAL MEDICAL CENTER			1	100%	1
CENTRAL TX URGENT CARE			1	100%	1
CFCH - FROSTPROOF			1	100%	1
Chestnut Ridge Nursing & Rehab		1			1
JOSEPH SCHENKER MD PC		1			1
TREASURE COAST COMMUNITY HEALTH INC			1	100%	1
FLORIDA STATE UNIVERSITY HEALTH SERVICES			1	100%	1
SHELBYVILLE HOSPITAL COMPANY		1			1

# COVID-19: testing by laboratory

Data through Jan 15, 2021 verified as of Jan 16, 2021 at 09:25 AM

Data in this report are provisional and subject to change.

The numbers in the table below represent the number of Florida and non-Florida residents for whom test results were received by the Department of Health. A person can be tested by more than one laboratory and can have both positive and negative results. **Therefore, the sum of the numbers in each column will be larger than the total number of people tested.**

Reporting lab	Inconclusive	Negative	Positive	Percent positive	Total
WEILL CORNELL MEDICAL ASSOCIATES - EAST SIDE		1			1
HABANA HEALTH CARE CENTER			1	100%	1
UMASS MEMORIAL/MARLBORO HOSPITAL			1	100%	1
BAPTIST HEALTH SURGERY CENTER			1	100%	1
WW Chem Auto SS			1	100%	1
ALLIED PEDIATRICS & FAMILY MEDICINE			1	100%	1
Garden Villa Bedford		1			1
DEACONESS URGENT CARE CENTER			1	100%	1
ASCENSION ST VINCENT'S - WESTSIDE			1	100%	1
ACCESS RECOVERY SOLUTIONS LLC			1	100%	1
SANTA BARABARA ALF LLC (THE WINDSOR)			1	100%	1
STANLY REGIONAL MEDICAL CENTER			1	100%	1
COSTCO PHARMACY #1023			1	100%	1
CURELOGICS WOUND CARE & HYPERBARIC CENTER		1			1
MOUNT SINAI MEDICAL CENTER AVENTURA ER			1	100%	1
KROGER 915 - THE LITTLE CLINIC ANDERSON			1	100%	1
NORTH BROWARD MEDICAL CENTER			1	100%	1
JMC TALLAHASSEE, LLC			1	100%	1
GATEWAY HEALTHCARE, PC			1	100%	1
MEDCOR, INC			1	100%	1
MED TECH CLINICAL LABORATORY		1			1
BROOKS REHAB			1	100%	1
JMJ FAMILY PRACTICE			1	100%	1
WINTER GARDEN CHILDREN'S HEALTH CENTERS			1	100%	1
DECATUR MORGAN HOSPITAL - DECATUR GENE		1			1
CVS KS4521POCT SHAWNEE		1			1
NORTHERN KENTUCKY HEALTH DEPARTMENT			1	100%	1
HAYS CLINICAL LAB			1	100%	1
WillowBrooke Court at Westminster Village		1			1
MEMORIAL HERMANN MEDICAL GROUP-ATASCOCITA PEDS			1	100%	1
POPLAR HEALTHCARE			1	100%	1
WINCHESTER HOSPITAL			1	100%	1
BAPTIST HOSPITAL LABORATORY			1	100%	1
MERITER LABORATORIES			1	100%	1
MEDICAL CENTER			1	100%	1
MISSION HOSPITAL			1	100%	1
Manor Care Health Care Services - Williamsport North		1			1
CHIEFLAND MEDICAL CENTER			1	100%	1
HCL LABORATORIES			1	100%	1
CVS OH2342POCT WEST CHESTER		1			1
PARK AVENUE PEDIATRICS PC		1			1
Kroger 419 - The Little Clinic Farmington/Exeter		1			1
NANCY M WORTHINGTON MD PA			1	100%	1
BL DIAGNOSTICS LLC			1	100%	1
Signature Healthcare of Georgetown		1			1
ASPIRUS WAUSAU HOSPITAL			1	100%	1
PATIENT FIRST - LEESBURG			1	100%	1

# COVID-19: testing by laboratory

Data through Jan 15, 2021 verified as of Jan 16, 2021 at 09:25 AM

Data in this report are provisional and subject to change.

The numbers in the table below represent the number of Florida and non-Florida residents for whom test results were received by the Department of Health. A person can be tested by more than one laboratory and can have both positive and negative results. **Therefore, the sum of the numbers in each column will be larger than the total number of people tested.**

Reporting lab	Inconclusive	Negative	Positive	Percent positive	Total
CVS MD2956POCT NEW MARKET			1	100%	1
MEDEXPRESS URGENT CARE - ANDERSON		1			1
UT HEALTH RGV CLINICAL LABORATORY			1	100%	1
LAKE REGIONAL HEALTH			1	100%	1
FLAGLER CARE CENTER			1	100%	1
FRASER MEMORIAL HOSPITAL			1	100%	1
NHLS		1			1
HOME AIDE SVC OF EASTERN NY INC D/B/A		1			1
CFHC - FROSTPROOF			1	100%	1
MOSOLF PEDIATRICS PA			1	100%	1
SELF REGIONAL HEALTHCARE			1	100%	1
RIDGE OPTUM FLORIDA			1	100%	1
Masonic Medical Research Institute			1	100%	1
COLONIAL MEDICAL CENTER-EAST ORLANDO			1	100%	1
LUMICO LIFE INSURANCE COMPANY		1			1
AFTER HOURS CLINIC			1	100%	1
UF HEALTH THE VILLAGES			1	100%	1
AFTER HOURS PEDS			1	100%	1
BAYFRONT CARDIOVASCULAR ASSOCIATES			1	100%	1
DEVANSH LAB WERKS		1			1
NORTH MIAMI BEACH SURGICAL CENTER			1	100%	1
JOHN D. ARCHBOLD MEMORIAL HOSPITAL			1	100%	1
CVS NV9586POCT RENO		1			1
Kroger 909 - The Little Clinic Hamilton			1	100%	1
MEDTOWN PHARMACY			1	100%	1
FLEMING ISLAND CENTER FOR CLINICAL RESEARCH		1			1
NASSAU COUNTY HEALTH DEPARTMENT-FERNANDINA BEACH C		1			1
CONWAY - SHERWOOD URGENT CARE			1	100%	1
PALM COAST DRAW STATION/AMERICAN HEALTH ASSOCIATES		1			1
WINTER PARK MEMORIAL HOSPITAL LABORATORY		1			1
LABONE		1			1
LEXINGTON HOSPITAL CORPORATION			1	100%	1
SHAH			1	100%	1
LEHIGH REGIONAL WOUND CENTER			1	100%	1
MEDEXPRESS URGENT CARE - SOMERSET TOWNSHIP		1			1
TRUCARE LIVING CENTERS - SELMA			1	100%	1
BOSTON MEDICAL CENTER			1	100%	1
RIVERSIDE COUNTY PUBLIC HEALTH LABORATORY			1	100%	1
BROOKDALE VERO BEACH SOUTH AL		1			1
YOUR HEALTH PEDIATRICS INC			1	100%	1
TANGLEWOOD MANOR		1			1
ACCESS HEALTH CARE PHYSICIANS LLC			1	100%	1
ST JOHN'S MEDICAL CENTER, TETON VILLAGE			1	100%	1
IZ MEDICAL		1			1
MINNESOTA DEPARTMENT OF HEALTH LABORATORY			1	100%	1
MIAMI CEREBRAL PALSY RESIDENTIAL			1	100%	1
CARENOW URGENT CARE - SPRING			1	100%	1

# COVID-19: testing by laboratory

Data through Jan 15, 2021 verified as of Jan 16, 2021 at 09:25 AM

Data in this report are provisional and subject to change.

The numbers in the table below represent the number of Florida and non-Florida residents for whom test results were received by the Department of Health. A person can be tested by more than one laboratory and can have both positive and negative results. **Therefore, the sum of the numbers in each column will be larger than the total number of people tested.**

Reporting lab	Inconclusive	Negative	Positive	Percent positive	Total
GATEWAY LABORATORIES		1			1
ONPOINT URGENT CARE			1	100%	1
UNIVERSITY URGENT CARE			1	100%	1
WAYNE COUNTY PUBLIC HEALTH		1			1
HEARTLAND REGIONAL MEDICAL CENTER		1			1
MIAMI CHILDRENS HOSPITAL MIDTOWN OUTPATIENT CENTER			1	100%	1
DW MCMILLAN MEMORIAL HOSPITAL LABORATORY			1	100%	1
SUNCOAST COMMUNITY HEALTH CENTERS INC		1			1
COMMONWEALTH OF VIRGINIA DIVISION OF CONSOLIDATED LABORATORY SERVICES			1	100%	1
Good Samaritan Society-Atkinson		1			1
15 TO KNOW			1	100%	1
NORTHEAST FLORIDA HEALTH SERVICES			1	100%	1
PHYSICIANS PREMIER			1	100%	1
BLUFFTON HEALTH CENTER			1	100%	1
SOUTHERN WINDS			1	100%	1
BRONSON METHODIST HOSPITAL			1	100%	1
CENTRAL TX MEDICAL CENTER - LAB			1	100%	1
YOUR KIDS URGENT CARE			1	100%	1
OMNI HEALTHCARE INC			1	100%	1
Kroger 49 - The Little Clinic Wichita - 21st St.			1	100%	1
CORPUS CHRISTI MEDICAL CENTER			1	100%	1
Peninsula Nursing and Rehabilitation Center		1			1
Diversicare of Smyrna		1			1
HUMILITY OF MARY HEALTH PARTNERS			1	100%	1
SUNY AT STONY BROOK			1	100%	1
GIBSON AREA PRIMARY CARE			1	100%	1
NEMOURS CHILDRENS URGENT CARE			1	100%	1
VELOCITY URGENT CARE			1	100%	1
WINDSOR MANOR			1	100%	1
Garden View Care Center at Dougherty Ferry		1			1
Kroger 522 - The Little Clinic Gahanna		1			1
PARKWAY REGIONAL MEDICAL CENTER LAB			1	100%	1
WESLEY MEDICAL CENTER			1	100%	1
TMH PHYSICIAN PARTNERS			1	100%	1
TALLAHASSEE MEMORIAL HEALTHCARE			1	100%	1
HENRY FORD WEST BLOOMFIELD HOSPITAL			1	100%	1
BMC/NASSAU			1	100%	1
NHC Chattanooga			1	100%	1
Kroger 339 - The Little Clinic Highlands - Bardstown Road		1			1
BAYMEADOWS PEDIATRIC CARE		1			1
UNIVERSITY OF SOUTH FLORIDA			1	100%	1
CVS NC7047POCT DURHAM		1			1
MEDEXPRESS URGENT CARE - SPRINGFIELD, COOLEY ST		1			1
Oak Hill Health & Rehabilitation Center			1	100%	1
PHYSICIANS FOR CHILDREN			1	100%	1
PRIMARY CARE GROUP LLC		1			1
CLINICAL MICROBIOLOGY LAB FAIRVIEW UNIVERSITY HOSPITAL			1	100%	1



# COVID-19: testing by laboratory

Data through Jan 15, 2021 verified as of Jan 16, 2021 at 09:25 AM

Data in this report are provisional and subject to change.

The numbers in the table below represent the number of Florida and non-Florida residents for whom test results were received by the Department of Health. A person can be tested by more than one laboratory and can have both positive and negative results. **Therefore, the sum of the numbers in each column will be larger than the total number of people tested.**

Reporting lab	Inconclusive	Negative	Positive	Percent positive	Total
CVS IL8751POCT CHICAGO		1			1
Riverside Nursing & Rehabilitation Center		1			1
PROVIDENCE HOSPITAL			1	100%	1
PENINSULA REGIONAL MED CTR LAB			1	100%	1
PREMIER PEDIATRICS			1	100%	1
ADVANCE GASTROENTEROLOGY			1	100%	1
University Plaza Rehabilitation and Nursing			1	100%	1
HENRY FORD HOSPITAL			1	100%	1
ANDREWS			1	100%	1
CLINICAL LABORATORY DEPARTMENT			1	100%	1
EASTERN FLORIDA STATE COLLEGE – PALM BAY CAMPUS□			1	100%	1
LSU MEDICAL CENTER			1	100%	1
FLORIDA MEDICAL CLINIC PA GI			1	100%	1
RAPID CITY REGIONAL HOSPITAL -579 ATTN. LABORATORY		1			1
DOCTORS HEARING			1	100%	1
SKYRIDGE CLINICAL ASSOCIATES		1			1
MY URGENT CARE CLINIC			1	100%	1
FLORIDA DIGESTIVE AND LIVER SPECIALISTS			1	100%	1
PAUL C SCHWARTZ & MELVIN L WEIDMAN		1			1
MEDIPLUS CLINIC, INC			1	100%	1
MEDEXPRESS URGENT CARE - ST CLAIR, CLOVER DR.		1			1
ADVENTHEALTH HOSPICE CARE CENTRAL FLORIDA		1			1
ATMORE COMMUNITY HOSPITAL			1	100%	1
RIVIERA BEACH HEALTH CENTER LAB			1	100%	1
DILELLA			1	100%	1
LAB. CORP. OF AMERICA			1	100%	1
Kroger 635 - The Little Clinic Dacula		1			1
Accordius Health at Gastonia			1	100%	1
HOLYOKE MEDICAL CENTER			1	100%	1
BROOKDALE PALM COAST		1			1
BAPTIST HOSPITAL NURSING/PATIENT CARE			1	100%	1
CARENOW-MONTGOMERY			1	100%	1
PALMETTO PRIMARY CARE PHYSICIANS			1	100%	1
VA ST LOUIS HEALTH CARE SYSTEM			1	100%	1
Lemont Nursing and Rehab Center			1	100%	1
MOUNT SINAI AVENTURA DIAGNOSTIC CENTER			1	100%	1
MINUTECLINIC DIAGNOSTIC, PA		1			1
ROSE HAVEN NURSING CENTER		1			1
Livingston County Center for Nursing and Rehabilitation		1			1
Kroger 923 - The Little Clinic Centerville		1			1
NORTHEAST TEXAS DIALYSIS		1			1
PALMS OF FT MYERS,THE			1	100%	1
CARESOUTH HHA HOLDINGS OF THE TREASURE COAST LLC			1	100%	1
Kroger 379 - The Little Clinic Stony Brook		1			1
NEW YORK PSYCHIATRIC INSTITUTE		1			1
Parkview Care Center			1	100%	1
MINUTECLINIC #2797		1			1

# COVID-19: testing by laboratory

Data through Jan 15, 2021 verified as of Jan 16, 2021 at 09:25 AM

Data in this report are provisional and subject to change.

The numbers in the table below represent the number of Florida and non-Florida residents for whom test results were received by the Department of Health. A person can be tested by more than one laboratory and can have both positive and negative results. **Therefore, the sum of the numbers in each column will be larger than the total number of people tested.**

Reporting lab	Inconclusive	Negative	Positive	Percent positive	Total
PALM BEACH DIABETES & ENDOCRINE SPECIALISTS PA			1	100%	1
NEMOURS CHILDREN'S URGEN CARE			1	100%	1
HEALGEN SCIENTIFIC			1	100%	1
Kroger 130 - The Little Clinic Colorado Springs		1			1
WALGREENS #10308		1			1
COVE AT THE MARBELLA,THE			1	100%	1
SUMMIT LABORATORY			1	100%	1
ADVENTHEALTH MEDICAL GROUP SENIOR HEALTH AT			1	100%	1
The Pines at Poughkeepsie Center for Nursing and Rehabilitation		1			1
METRO HEALTH HOSPITAL LABORATORY		1			1
FLORHAM PARK ENDOSCOPY CENTER		1			1
Central Park Healthcare & Rehabilitation Center		1			1
BOULDER COMMUNITY HOSPITAL			1	100%	1
MEMORIAL HOSPITAL MIRAMAR WAIVED TESTING			1	100%	1
CENTRAL FLORIDA HOSPITALIST			1	100%	1
SONNI'S PEDIATRICS			1	100%	1
CELEBRATION HOSPITAL			1	100%	1
ADVANCED INDIVIDUALIZED MEDICINE OF NAPLES			1	100%	1
VA CBOC			1	100%	1
PHYSICIANS IMMEDIATE CARE			1	100%	1
BAYCARE OUTREACH LAB AT NEW TAMPA			1	100%	1
MINUTE CLINIC DIAGNOSTICS OF IN, LLC #6252		1			1
GUIDEWELL EMERGENCY MEDICINE DOCTORS LLC #33			1	100%	1
ALIMETRIX INC		1			1
LAKELAND MEDICAL CENTER			1	100%	1
ALPHA 1 ANTITRYPSIN RESEARCH PROGRAM			1	100%	1
Alden Lincoln Park			1	100%	1
GOLDING-GRANADO MEDICAL ASSOCIATES		1			1
CLARKSVILLE MANOR INC		1			1
TRIPLE O RESEARCH INSTITUTE PA			1	100%	1
METHODISM MIDLOTHIAN MEDICAL CENTER			1	100%	1
THYROID SPECIALTY LABORATORY			1	100%	1
TARRYTOWN PHARMACY			1	100%	1
FLAGLER COUNTY BOARD OF COUNTY COMMISSIONERS			1	100%	1
RENOWN REGIONAL MEDICAL CENTER			1	100%	1
ALBANY MEDICAL CENTER			1	100%	1
ST. PETERSBURG PEDIATRICS-SEMINOLE			1	100%	1
ASSOCIATES MD MEDICAL GROUP INC			1	100%	1
MINUTE CLINIC DIAGNOSTIC OF VIRGINIA, LLC #1905		1			1
PRACTITIONERS IN MOTION			1	100%	1
UF KANAPAHA LAB BEAKER		1			1
Sherwood Oaks Health Center			1	100%	1
LITTLE COMPANY OF MARY HOSPITAL			1	100%	1
NEW ULM MEDICAL CENTER			1	100%	1
UNIVERSITY OF VERMONT MEDICAL CENTER			1	100%	1
BRIAN C GRINER MD LLC			1	100%	1
WY RETIREMENT CENTER		1			1

# COVID-19: testing by laboratory

Data through Jan 15, 2021 verified as of Jan 16, 2021 at 09:25 AM

Data in this report are provisional and subject to change.

The numbers in the table below represent the number of Florida and non-Florida residents for whom test results were received by the Department of Health. A person can be tested by more than one laboratory and can have both positive and negative results. **Therefore, the sum of the numbers in each column will be larger than the total number of people tested.**

Reporting lab	Inconclusive	Negative	Positive	Percent positive	Total
NEW HORIZON PRIMARY CARE LLC			1	100%	1
FRESENIUS KIDNEY CARE DUNEDIN			1	100%	1
GATEWAY FAMILY HEALTH CLINIC			1	100%	1
GREENTREE MEDICAL CENTER			1	100%	1
SACRED HEART MEDICAL CENTER			1	100%	1
DIAGNOSTIC GROUP INTEGRATED HEALTHCARE			1	100%	1
CENTRAL CAROLINA HOSPITAL			1	100%	1
Kroger 426 - The Little Clinic Suwanee		1			1
DONALSONVILLE HOSPITAL			1	100%	1
NEW YORK UNIVERSITY MEDICAL CENTER			1	100%	1
WESTCOAST FAMILY PRACTICE		1			1
PM PEDIATRICS OF BAYSIDE, PLLC - RIVE		1			1
Kroger 524 - The Little Clinic Iron Bridge Road		1			1
2504-HOMEWOOD		1			1
PALM WEST INTERNIST PA			1	100%	1
CUSTOM SCRIPTS PHARMACY		1			1
Chateau Girardeau			1	100%	1
WESTMINSTER SUNCOAST			1	100%	1
STEWARD FLORIDA ALF, INC			1	100%	1
SOUTHEASTERN PATHOLOGY ASSOCIATES			1	100%	1
FLAGLER PROFESSIONAL HEALTH CARE SERVICES INC		1			1
DSI LABORATORIES-NAPLES-7TH			1	100%	1
MADISON FACILITY INC			1	100%	1
NEW RIVER HEALTH DISTRICT			1	100%	1
Big River Nursing and Rehab		1			1
LOUISIANA STATE LAB			1	100%	1
BAPTIST MINOR MEDICAL CENTER			1	100%	1
Juniper Village at Bucks County		1			1
THE EDGEWATER AND WATERMAN VILLAGE			1	100%	1
SHANNON MEDICAL CENTER			1	100%	1
MEMORIAL HEALTH SYSTEM		1			1
RIVERSIDE MEDICAL CENTER		1			1
MAURY REGIONAL MEDICAL CENTER		1			1
MD NOW URGENT CARE			1	100%	1
Community Compassion Center of Batesville			1	100%	1
ANYLABTEST NOW			1	100%	1
INTERNAL MEDICINE GROUP OF CENTRAL FLORIDA			1	100%	1
Kroger - KRO03500568			1	100%	1
STONECREST MEDICAL CENTER		1			1
UABC			1	100%	1
SANTA ROSA PEDIATRICS			1	100%	1
441 URGENT CARE CENTER - BROWNWOOD			1	100%	1
Heartland of Perrysburg		1			1
SANFORD LABORATORIES WATERTOWN			1	100%	1
Falmouth By The Sea			1	100%	1
MEDEXPRESS URGENT CARE-MEADVILLE			1	100%	1
BROOKSHIRE, THE			1	100%	1

# COVID-19: testing by laboratory

Data through Jan 15, 2021 verified as of Jan 16, 2021 at 09:25 AM

Data in this report are provisional and subject to change.

The numbers in the table below represent the number of Florida and non-Florida residents for whom test results were received by the Department of Health. A person can be tested by more than one laboratory and can have both positive and negative results. **Therefore, the sum of the numbers in each column will be larger than the total number of people tested.**

Reporting lab	Inconclusive	Negative	Positive	Percent positive	Total
Acts Manor House		1			1
CENTRAL FL INTERNAL MEDICINE ASSOCIATES LLC		1			1
COLLINS NURSING HOME		1			1
PROMUS DIAGNOSTICS, LLC			1	100%	1
CONSOLIDATED			1	100%	1
PHYSICIAN ASSOCIATES, LLC			1	100%	1
CVS NC7588POCT ASHEVILLE		1			1
CVS HEALTH, #5962		1			1
CAROLINAS HEALTHCARE SYSTEM LAB			1	100%	1
JACKSONVILLE STATEFL			1	100%	1
HALIFAX FAMILY HEALTH CENTER			1	100%	1
CARDIAC AND VASCULAR CONSULTANTS MD PA		1			1
CORPORATION OF AMERICA		1			1
LAS PALMAS MEDICAL CENTER			1	100%	1
Luther Acres Manor		1			1
CVS MINUTE CLINIC #5836		1			1
WESTOX LABS		1			1
MINUTECLINIC DIAGNOSTIC OF TN PC #6363		1			1
TMH PHYSICIAN PARTNERS QUINCY			1	100%	1
SOUTHERN SPRINGS HEALTH CARE		1			1
SILVERMAN			1	100%	1
BLOOD SYSTEMS LABORATORIES			1	100%	1
CVS MO8595POCT RAYMORE		1			1
BAYCARE OUTREACH LAB			1	100%	1
GOOD SAMARITAN SOCIETY-FOREST CITY		1			1
ALLEGHENY GENERAL HOSPITAL			1	100%	1
MINUTECLINIC DIAGNOSTIC OF NEW MEXICO LLC #7552		1			1
PHYSICIANS URGENT CARE			1	100%	1
MEDAC AT PORTERS NECK			1	100%	1
LEELANAU OPCO, LLC		1			1
KENDALL PEDIATRICS PARTNERS LLC			1	100%	1
THE CHRIST HOSPITAL			1	100%	1
GRACE WELLNESS CENTER LLC			1	100%	1
ADVENTHEALTH MEDICAL GROUP FAMILY AND INTERNAL			1	100%	1
ADVENTHEALTH MEDICAL GROUP ADULT AND SENIOR HEALTH			1	100%	1
CVS KY4779POCT LOUISVILLE		1			1
Bethel Lutheran Nursing & Rehabilitation Center		1			1
REFERENCE LABORATORY			1	100%	1
LIMA MEMORIAL HOSPITAL			1	100%	1
MONMOUTH MEDICALC ENTER		1			1
STARLING AT SAN JOSE			1	100%	1
HOLLAND COMMUNITY HOSPITAL		1			1
Memorial Health Care Center			1	100%	1
DISCOVERY AT HOME, LLC			1	100%	1
OCALA REGIONAL DIALYSIS- NORTH			1	100%	1
QUALITY CLINICAL LAB LLC			1	100%	1
MEDEXPRESS URGENT CARE - ROSS TOWNSHIP		1			1

# COVID-19: testing by laboratory

Data through Jan 15, 2021 verified as of Jan 16, 2021 at 09:25 AM

Data in this report are provisional and subject to change.

The numbers in the table below represent the number of Florida and non-Florida residents for whom test results were received by the Department of Health. A person can be tested by more than one laboratory and can have both positive and negative results. **Therefore, the sum of the numbers in each column will be larger than the total number of people tested.**

Reporting lab	Inconclusive	Negative	Positive	Percent positive	Total
HSRE-ASL CASSELBERRY TRS, LLC			1	100%	1
FAYETTE MEDICAL CENTER LAB		1			1
WILMINGTON NURSING AND REHAB			1	100%	1
CHATSWORTH ASSISTED LIVING COMMUNITY AT PGA NATIONAL			1	100%	1
ALLIANCE LABORATORY SERVICES			1	100%	1
NORTH FLORIDA MEDICAL CENTERS INC		1			1
Kroger - KRO03400316			1	100%	1
MEDEXPRESS URGENT CARE - HADLEY		1			1
FLORIDA HEALTH CARE MEDICAL GROUP		1			1
CLEVELAND CLINIC OHIO LABORATORIES			1	100%	1
CHOTA COMMUNITY HEALTH SERVICES		1			1
SUN CITY DIAGNOSTIC CENTER			1	100%	1
CVS TN7698POCT KNOXVILLE		1			1
Kroger 353 - The Little Clinic Harpers Point		1			1
LAKE BALDWIN			1	100%	1
SANITAS RESEARCH LLC			1	100%	1
GOSHEN HOSPITAL			1	100%	1
SARASOTA MEMORIAL HOSPITAL		1			1
ORLANDO PHYSICIAN NETWORK		1			1
HORIZON MEDICAL CENTER			1	100%	1
OLEAN GENERAL HOSPITAL		1			1
EDGAR PRICE FAMILY & CHILDREN HEALTHCARE CENTER			1	100%	1
SYNERGENE LABORATORY			1	100%	1
COLONIAL VILLA GOOD SAMARITAN CENTER		1			1
Carington Park			1	100%	1
EASTSIDE MEDICAL CLINIC		1			1
CORDOVA FAMILY PRACTICE			1	100%	1
NEW ERA COMMUNITY HEALTH CENTER LLC		1			1
EAST RIDGE RETIREMENT VILLAGE INC		1			1
HIGHLANDS CLINICAL LABORATORY			1	100%	1
CVS IL3163POCT OAK PARK		1			1
MID FLORIDA BIOLOGICALS			1	100%	1
GEORGE W FERGUSON MD-CONCIERGE MEDICAL SERVICES PL		1			1
MEDEXPRESS URGENT CARE - LINCOLN		1			1
PRIME CARE FAMILY MEDICINE			1	100%	1
REGIONAL MEDICAL LABORATORY			1	100%	1
SEACOAST PATHOLOGY PROFESSIONAL ASSOC		1			1
PEDIATRIC ASSOCIATES - JACKSONVILLE			1	100%	1
CVS SC4286POCT EASLEY		1			1
Rio Grande City Nursing and Rehab Center			1	100%	1
LEHIGH PULMONARY ASSOCIATES			1	100%	1
LEGACY AT HIGHWOODS PRESERVE		1			1
WHITE EARTH IHS MAIN LAB		1			1
CAREWELL URGENT CARE FITCHBURG			1	100%	1
Kroger 441 - The Little Clinic Middletown		1			1
LAKESIDE MEDICAL CENTER		1			1
ST. MARY MEDICAL CENTER		1			1



# COVID-19: testing by laboratory

Data through Jan 15, 2021 verified as of Jan 16, 2021 at 09:25 AM

Data in this report are provisional and subject to change.

The numbers in the table below represent the number of Florida and non-Florida residents for whom test results were received by the Department of Health. A person can be tested by more than one laboratory and can have both positive and negative results. **Therefore, the sum of the numbers in each column will be larger than the total number of people tested.**

Reporting lab	Inconclusive	Negative	Positive	Percent positive	Total
ADVENTHEALTH PHYSICIAN GROUP - APPLEWOOD			1	100%	1
BHS PHYSICIAN NETWORK			1	100%	1
ST VINCENT'S AMBULATORY CARE INC			1	100%	1
CRUSADER COMMUNITY HEALTH			1	100%	1
FAMILY MEDICAL CENTER		1			1
SUREPOINT URGENT CARE PADRE ISLAND			1	100%	1
SOUTH MIAMI HOSPITAL			1	100%	1
Walgreens #12427			1	100%	1
BEAUMONT HOSPITAL			1	100%	1
LITTLE FALLS HOSPITAL LABORATORY		1			1
CAREWELL 203			1	100%	1
FRESENIUS SOUTH FORT MYERS		1			1
TENNOVA HEALTHCARE - CLEVELAND			1	100%	1
VISTA LAKE ASSISTED LIVING			1	100%	1
JAX FAMILY CARE		1			1
METROPOLITAN			1	100%	1
MINUTE CLINIC LLC #10203		1			1
MINUTECLINIC DIAG OF IND, LLC #4368		1			1
Pinnacle Assisted Living			1	100%	1
CABELL HUNTINGTON HOSPITAL CLINICAL LAB			1	100%	1
UCH LAB			1	100%	1
Oregon Veterans Home The Dalles		1			1
CENTRAL FLORIDA PRIMARY CARE			1	100%	1
MINUTECLINIC DIAG OF IND, LLC #6697		1			1
NATIONAL INSTITUTES OF HEALTH CLINICAL CENTER			1	100%	1
CQUENTIA NGS, LLC			1	100%	1
THE LITTLE CLINIC LLC			1	100%	1
TEVAPHARM			1	100%	1
PEDRO L ORTEGA MD PA			1	100%	1
MEDEXPRESS URGENT CARE, MOSSIDE		1			1
HELGEMO & LIOU PEDIATRICS			1	100%	1
MINUTE CLINIC DIAGNOSTIC OF VIRGINIA, LLC #6292		1			1
ATHENS LIMESTONE HOSPITAL		1			1
Kroger 390 - The Little Clinic North College Hill		1			1
ARCADIA DIALYSIS CENTER			1	100%	1
HEARTLAND OF ZEPHYRHILLS FL, LLC□			1	100%	1
ORCHID TERRACE		1			1
COMMUNITY MEDICAL CENTER-ORANGE CITY		1			1
SPARTANBURG REGIONAL MEDICAL CENTER			1	100%	1
CVS CT718POCT ANSONIA		1			1
HALEYVILLE HEALTH CARE CENTER		1			1
EVERGREEN NURSING HOME		1			1
MEDOR/ACC SYNCHRONY			1	100%	1
NORTH FLORIDA FAMILY MEDICINE			1	100%	1
Florence Home		1			1
SOUTHWEST REGIONAL PCR LABORATORY			1	100%	1
COMMUNITY HOSPITALS INDIANAPOLIS			1	100%	1

# COVID-19: testing by laboratory

Data through Jan 15, 2021 verified as of Jan 16, 2021 at 09:25 AM

Data in this report are provisional and subject to change.

The numbers in the table below represent the number of Florida and non-Florida residents for whom test results were received by the Department of Health. A person can be tested by more than one laboratory and can have both positive and negative results. **Therefore, the sum of the numbers in each column will be larger than the total number of people tested.**

Reporting lab	Inconclusive	Negative	Positive	Percent positive	Total
FRANKLIN CBOC			1	100%	1
Mercy Manor Transition Center			1	100%	1
MOBILE MEDICAL CLINIC			1	100%	1
DOC PAM PA		1			1
Remarkable Healthcare Dallas			1	100%	1
DESERT HOSPITAL/CPHU CLINICAL LABORATORY			1	100%	1
FULGENT GENETICS HOUSTON		1			1
Kroger 448 - The Little Clinic Mason		1			1
FLORIDA HOSPITAL ORMOND BEACH			1	100%	1
MINUTECLINIC DIAGNOSTIC OF OHIO #6139		1			1
NORTH SHORE MEDICAL CENTER - SALEM HOSPITAL			1	100%	1
GRAND VILLA OF PINELLAS PARK			1	100%	1
LAKE LURE HEALTH CENTER			1	100%	1
EAST TENNESSEE STATE UNIVERSITY		1			1
MOUNT SINAI MEDICAL CENTER OF FLORIDA, INC			1	100%	1
HATLEY HEALTH CARE, INC		1			1
Carrollton Manor Inc		1			1
MC DIAGNOSTIC OF CONNECTICUT, PC #252			1	100%	1
CONNECTICUT PEDIATRICS @ CHC		1			1
Robert Wood Johnson University Hospital			1	100%	1
BRUCE S WEST MD			1	100%	1
COMMUNITY			1	100%	1
CVS NY549POCT RIDGEWOOD			1	100%	1
Cottage of the Shoals		1			1
C V S / PHARMACY #833		1			1
BAPTIST HOSPITAL EAST			1	100%	1
Walgreens #3661		1			1
BAYOU URGENT CARE			1	100%	1
SMITH KLINE			1	100%	1
ANY LAB TEST NOW JACKSONVILLE		1			1
CVS IN6605POCT INDIANAPOLIS		1			1
HARMONY HEALTHCARE ORLANDO INC		1			1
WARE EXPRESS CARE			1	100%	1
DR PHILLIPS CENTER FOR WELLNESS		1			1
ENCOMPASS HEALTH HOME HEALTH		1			1
DAVITA DIALYSIS-NORTH			1	100%	1
FALKVILLE HEALTHCARE		1			1
CVS HEALTH, #2043		1			1
BROOKSVILLE REGIONAL HOSPITAL			1	100%	1
EH FARGO HOSPITAL LABORATORY			1	100%	1
CITRONELLE HEALTH AND REHABILITATION CENTER		1			1
CVS OH3393POCT AURORA			1	100%	1
GWINNETT MEDICAL CENTER			1	100%	1
MEDICAL PAVILION CLINIC			1	100%	1
JOHN KNOX MANOR INC II			1	100%	1
HUNTSVILLE HOSPITAL			1	100%	1
ADVANCED MEDICAL LABORATORIES (AML)			1	100%	1

# COVID-19: testing by laboratory

Data through Jan 15, 2021 verified as of Jan 16, 2021 at 09:25 AM

Data in this report are provisional and subject to change.

The numbers in the table below represent the number of Florida and non-Florida residents for whom test results were received by the Department of Health. A person can be tested by more than one laboratory and can have both positive and negative results. **Therefore, the sum of the numbers in each column will be larger than the total number of people tested.**

Reporting lab	Inconclusive	Negative	Positive	Percent positive	Total
CVS NJ2815POCT E BRUNSWICK		1			1
ARLINGTON ADULT RESIDENTIAL FACILITY, INC			1	100%	1
BELLMORE PEDIATRICS		1			1
POUDRE VALLEY HOSPITAL			1	100%	1
QUALITY LAB			1	100%	1
SARHA DOCTORS CENTER			1	100%	1
PANCARE HEALTH - BRUCE			1	100%	1
HEALTH FIRST MEDICAL GROUP LLC			1	100%	1
MEDEXPRESS URGENT CARE NORWIN		1			1
SYNEOS HEALTH			1	100%	1
Kroger 328 - The Little Clinic Henderson Road		1			1
MEMORIAL HERMANN SOUTHWEST HOSPITAL			1	100%	1
TALLAHASSEE PRIMARY CARE ASSOCIATES PA			1	100%	1
DOCTORS HOSPITAL OF LAREDO			1	100%	1
MERRILL GARDENS AT CHAMPIONSGATE			1	100%	1
Kroger 647 - The Little Clinic Newnan Crossings			1	100%	1
EVEXIA DIAGNOSTICS			1	100%	1
TITUS REGIONAL MEDICAL CENTER			1	100%	1
INDIAN RIDGE		1			1
CFP PHYSICIANS GROUP			1	100%	1
Cortland Acres Association		1			1
VIVEX/UMTB BIOMEDICAL			1	100%	1
FAITH FAMILY PRACTICE			1	100%	1
WEST VIRGINIA UNIVERSITY HOSPITALS			1	100%	1
PALM BEACH DIABETES AND ENDOCRINE SPECIALISTS, PA			1	100%	1
777 URGENT CARE			1	100%	1
SAINT BARNABAS MEDICAL CENTER		1			1
HEALTHCARE ASSOCIATES OF IRVING, LLP			1	100%	1
RCP OF MEMORIAL WEST			1	100%	1
MINUTECLINIC DIAGNOSTIC OF KENTUCKY		1			1
QUEST INC			1	100%	1
CAN COMMUNITY HEALTH LLC		1			1
OMAHA VA MEDICAL CENTER			1	100%	1
CHILDREN'S MEMORIAL HOSPITAL			1	100%	1
DERMDX, DIV OF AURORA DIAGNOSTICS/BERNHARDT LAB		1			1
FLORIDA ADVANCED MEDICAL AND DERM AESTHETICS LLC			1	100%	1
Imperial Healthcare Centre			1	100%	1
HEALTH EXPRESS		1			1
Monument Health Strugis Care Center		1			1
THE LITTLE CLINIC, LLC			1	100%	1
PUBLIX PHARMACY #1114			1	100%	1
Kroger 682 - The Little Clinic New Holland Market			1	100%	1
COASTAL ER IX, PHYSICIANS PREMIER			1	100%	1
ADVANCE CARDIOVASCULAR IMAGING, INC			1	100%	1
GEORGE WASHINGTON UNIVERSITY HOSPITAL			1	100%	1
ST. VINCENT HOSPITAL			1	100%	1
TEXAS HEALTH ARLINGTON MEMORIAL		1			1

# COVID-19: testing by laboratory

Data through Jan 15, 2021 verified as of Jan 16, 2021 at 09:25 AM

Data in this report are provisional and subject to change.

The numbers in the table below represent the number of Florida and non-Florida residents for whom test results were received by the Department of Health. A person can be tested by more than one laboratory and can have both positive and negative results. **Therefore, the sum of the numbers in each column will be larger than the total number of people tested.**

Reporting lab	Inconclusive	Negative	Positive	Percent positive	Total
JOHNSON & JOHNSON VISION CARE-VISTAKON			1	100%	1
PALM SPRINGS GENERAL HOSPITAL			1	100%	1
PALM BAY URGENT CARE PL		1			1
PLANT CITY FAMILY CARE		1			1
PUTNAM CO HOSPITAL-D/B/A ASBURY TOWERS		1			1
LIFE CARE CENTER OF GWINNETT		1			1
Kroger 523 - The Little Clinic Dickson			1	100%	1
Senatobia Healthcare & Rehab		1			1
MEDICAL ARTS LABORATORY			1	100%	1
El Paso Health Care Center			1	100%	1
GEORGETOWN URGENT CARE			1	100%	1
ORANGE PEDIATRICS PA			1	100%	1
SYCAMORE MEDICAL CENTER-KETTERING HEALTH NETWORK			1	100%	1
ASCARATE DIALYSIS			1	100%	1
URGENTMED PLANTATION			1	100%	1
C V S / PHARMACY #4396		1			1
UPMC NORTHWEST HOSPITAL			1	100%	1
SHANNON CLARK OD, PA			1	100%	1
BUENA VIDA ESTATES			1	100%	1
REELFOOT FAMILY WALK-IN CLINIC		1			1
WATERBURY HOSPITAL REFERENCE LAB			1	100%	1
GENESEE COUNTY HEALTH DEPARTMENT		1			1
NORTH FLORIDA CHILD DEVELOPMENT, INC			1	100%	1
NFRC CLINICAL LAB			1	100%	1
PREMIER FAMILY AND SPORTS MEDICINE LLC			1	100%	1
JACKSBORO URGENT CARE			1	100%	1
BAYLOR SCOTT AND WHITE MEDICAL CENTER -CENTENTENNIAL			1	100%	1
SIMPLY HEALTHCARE AND WELLNESS CLINIC, PC			1	100%	1
MEDSTAR HEALTH URGENT CARE			1	100%	1
OCCUPATIONAL HEALTH CENTER		1			1
URGENT CARE OF KANSAS CITY			1	100%	1
MOSAIC MEDICAL CENTER MARYVILLE			1	100%	1
ADVANCED MEDICAL RESEARCH CENTER LLC			1	100%	1
LP ELIZABETHTON		1			1
AURORA HEALTH CARE METRO INC			1	100%	1
FAMILY MEDICAL CENTRE			1	100%	1
OPTIMAL MEDICINE INC		1			1
MEDEXPRESS URGENT CARE-BRENTWOOD		1			1
RAYMOND BASRI MD		1			1
SANTA MONICA CA-UCLA MC			1	100%	1
UT HEALTH RIO GRANDE VALLEY PRIMARY CARE AT			1	100%	1
NATION'S BEST CARE HOME HEALTH			1	100%	1
MEMORIAL HERMANN HOSPITAL			1	100%	1
MEDEXPRESS URGENT CARE - BENTONVILLE		1			1
SWIFTCARE URGENT CARE, PLLC			1	100%	1
ARTHREX MEDICAL CENTER EAST			1	100%	1
ULTIMATE ANALYSIS LABORATORY			1	100%	1

# COVID-19: testing by laboratory

Data through Jan 15, 2021 verified as of Jan 16, 2021 at 09:25 AM

Data in this report are provisional and subject to change.

The numbers in the table below represent the number of Florida and non-Florida residents for whom test results were received by the Department of Health. A person can be tested by more than one laboratory and can have both positive and negative results. **Therefore, the sum of the numbers in each column will be larger than the total number of people tested.**

Reporting lab	Inconclusive	Negative	Positive	Percent positive	Total
MEMORIALCARE LONG BEACH MEDICAL CENTER			1	100%	1
WELLNOW URGENT CARE-OSWEGO			1	100%	1
ENCOMPASS HEALTH REHABILITATION			1	100%	1
CVS GA7064POCT STOCKBRIDGE		1			1
SOUTHEAST MISSOURI HOSPITAL		1			1
Good Samaritan Society Waukon		1			1
CHILDRENS SPECIALIST PEDIATRIC PULMMOLOGY &			1	100%	1
FLORIDA MEDICAL CLINIC, LLC			1	100%	1
BLANCHARD VALLEY HOSPITAL LABORATORY			1	100%	1
BOCA CIEGA CENTER			1	100%	1
SOUTHERN BREEZE HEALTHCARE			1	100%	1
BAPTIST EMERGENCY HOSPITAL KELLY			1	100%	1
VISTA DEL SOL MED ASSOC		1			1
PENSACOLA PATHOLOGY		1			1
DOCTORS CARE – GREER		1			1
Bivins Pointe			1	100%	1
Crowne Place Assisted Living		1			1
BSA PHYSICIANS GROUP, INC D/B/A BSA FAMILY MEDICAL			1	100%	1
Lynwood		1			1
NEW SMYRNA BEACH AMBULATORY CARE CTR			1	100%	1
CVS OH3458POCT BEAVERCREEK		1			1
Sears Coastal Nursing and Rehab		1			1
GALVESTON COUNTY HEALTH DISTRICT			1	100%	1
WMC HEALTH GROUP OF KISSIMMEE LLC			1	100%	1
MEDEXPRESS - WILMINGTON CONCORD PIKE		1			1
WATERS EDGE ELEMENTARY SCHOOL			1	100%	1
Long Beach Care Center			1	100%	1
CENTURY LINK SPORTS COMPLEX			1	100%	1
Glenburn Home		1			1
CMC MERCY LABORATORY			1	100%	1
CHILTON MEDICAL CENTER		1			1
TAMPA GENERAL MEDICAL GROUP LABORATORY HEALTHPARK			1	100%	1
PEDIATRIC PARTNERS ZEPHYRHILLS			1	100%	1
MARQUETTE GENERAL HOSPITAL			1	100%	1
MID FLORIDA DERMATOLOGY ASSOCIATES PA			1	100%	1
HEART HOSPITAL OF LAFAYETTE: EMERGENCY ROOM			1	100%	1
NEVADA DEPARTMENT OF HEALTH AND HUMAN SERVICES			1	100%	1
PEDIATRIC ASSOCIATES - MIAMI LAKES		1			1
Regency Square			1	100%	1
FLORIDA DEPARTMENT OF HEALTH IN CITRUS COUNTY		1			1
Freedom Pointe at The Villages			1	100%	1
SOUTHWEST FLORIDA DIVISION LAB			1	100%	1
CVS TX1104POCT ALLEN		1			1
APOLLOMDX LLC			1	100%	1
CVS IL8747POCT CHICAGO		1			1
CYPRESS CREEK DIALYSIS CTR			1	100%	1
Orchid Cove at Naples			1	100%	1



# COVID-19: testing by laboratory

Data through Jan 15, 2021 verified as of Jan 16, 2021 at 09:25 AM

Data in this report are provisional and subject to change.

The numbers in the table below represent the number of Florida and non-Florida residents for whom test results were received by the Department of Health. A person can be tested by more than one laboratory and can have both positive and negative results. **Therefore, the sum of the numbers in each column will be larger than the total number of people tested.**

Reporting lab	Inconclusive	Negative	Positive	Percent positive	Total
DIVERSE MEDICAL CARE LLC			1	100%	1
SACRED HEART HEALTH SYSTEM- MIDWIFE PROGRAM			1	100%	1
VITAL CARE			1	100%	1
KEY BISCAYNE PEDIATRIC ASSOCIATES INC			1	100%	1
NORDX			1	100%	1
APS-SUMMIT CARE PHARMACY, LLC DBA OMNICARE		1			1
CVS GA3766POCT DACULA			1	100%	1
DIVERSICARE OF BIG SPRINGS		1			1
WINDSOR WOODS REHAB & HEALTHCARE CTR			1	100%	1
FREEPORT ER DOX URGENT CARE		1			1
ASSISTED LIVING AT TREZEVANT		1			1
MID FLORIDA COMMUNITY SERVICES			1	100%	1
STAMFORD HOSPITAL			1	100%	1
C A R E S		1			1
CVS NC5591POCT STATESVILLE			1	100%	1
MODERN URGENT CARE			1	100%	1
UPSON REGIONAL MEDICAL CENTER			1	100%	1
POETS WALK SARASOTA			1	100%	1
Waddell Nursing & Rehab Center		1			1
INDIANA STATE DEPARTMENT OF HEALTH CLINIC MICROBIOLOGY		1			1
MINUTECLINIC DIAG OF IND, LLC #6250		1			1
TERRELL URGENT CARE			1	100%	1
YOUR HEALTH PEDIATRICS			1	100%	1
Heritage of Red Cloud		1			1
LAB TEST KENDALL LLC		1			1
Smg At Bridgewater Family Medicine		1			1
MEMORIAL HOSPITAL WEST			1	100%	1
SARASOTA IMMEDIATE CARE			1	100%	1
CARE STATION MEDICAL GROUP		1			1
CVS IL2297652CV CHICAGO		1			1
Portsmouth Health and Rehab			1	100%	1
LANGLADE			1	100%	1
BAPTIST HEALTH PRIMARY CARE AT DORAL			1	100%	1
ROSLYN INTERNAL MEDICINE		1			1
MEDICAL ASSOCIATES OF CARTER		1			1
bishop rehabilitation and nursing center		1			1
Kroger 627 - The Little Clinic Castleberry			1	100%	1
SPORTS MEDICINE CLINIC - U OF WYOMING			1	100%	1
Life Care Center of Paradise Valley		1			1
DEPARTMENT OF HEALTH AND ENVIRONMENTAL CONTROL			1	100%	1
ADVENTHEALTH SENIOR CARE AT ORMOND			1	100%	1
Princeton Place			1	100%	1
MID-SOUTH URGENT CARE, PLLC			1	100%	1
EXCEL URGENT CARE OF NJ			1	100%	1
HARRIS URGENT CARE CENTER			1	100%	1
ISLAND NURSING HOME			1	100%	1
BOLLES SCHOOL, THE			1	100%	1

# COVID-19: testing by laboratory

Data through Jan 15, 2021 verified as of Jan 16, 2021 at 09:25 AM

Data in this report are provisional and subject to change.

The numbers in the table below represent the number of Florida and non-Florida residents for whom test results were received by the Department of Health. A person can be tested by more than one laboratory and can have both positive and negative results. **Therefore, the sum of the numbers in each column will be larger than the total number of people tested.**

Reporting lab	Inconclusive	Negative	Positive	Percent positive	Total
NORTH SHORE HEMATOLOGY-ONCOLOGY ASSOCIATES PC		1			1
MINUTE CLINIC LLC #0169		1			1
NASSAU COUNTY HEALTH DEPARTMENT		1			1
CARENOW URGENT CARE-HENDERSONVILLE		1			1
BRANDON OUTREACH CLINIC			1	100%	1
FAIRVIEW SOUTHDAL			1	100%	1
UNIVERSITY OF MIAMI SCCC RESEARCH LABORATORY			1	100%	1
CLERMONT PEDIATRICS, PA			1	100%	1
QUEST DIAGNOSTICS CLINICAL LABORATORIES INC		1			1
HERNANDO COUNTY HEALTH DEPT			1	100%	1
TAMPA HEALTH CARE PROVIDERS PA		1			1
Strasburg Care Center		1			1
MEDICAL CITY NORTH HILLS			1	100%	1
DEL PRADO MEDICAL CENTER, INC		1			1
CARE CENTERS OF NASSAU, LLC - HENDRICKS RD		1			1
HARBOR BEACH NURSING AND REHABILITATION CENTER			1	100%	1
SPINE & PAIN CONSULTANT PLLC		1			1
NORTH FL SOUTH GA HCS-LAKE CITY			1	100%	1
SOLARIS HEALTHCARE PLANT CITY		1			1
PUBLIC HEALTH LABORATORIES			1	100%	1
THEDACARE FAMILY MEDICINE GATEWAY			1	100%	1
USF PHYSICIANS GROUP			1	100%	1
SOUTH FLORIDA BAPTIST HOSPITAL			1	100%	1
SUNCOAST BEHAVIORAL HEALTH CENTER			1	100%	1
PRISMA HEALTH TUOMEY LABORATORY			1	100%	1
ACCESS FAMILY CARE LLC			1	100%	1
PEDIATRIC ASSOCIATES - DORAL			1	100%	1
PINELLAS CHD - CLEARWATER			1	100%	1
SYNAPSE ANALYTICAL LABS		1			1
ATHENS MEDICAL CENTER			1	100%	1
CARESPOT - LEE VISTA			1	100%	1
Henry County Health and Rehabilitation		1			1
ALL PRO ORTHOPEDICS & SPORTS MEDICINE, PA			1	100%	1
MINUTE CLINIC LLC #6765		1			1
BROOKDALE PALM BEACH GARDENS			1	100%	1
LIFELINK TRANSPLANT INSTITUTE LAB			1	100%	1
CVS IN6654POCT INDIANAPOLIS		1			1
WELLINGTON WEST 100176			1	100%	1
FLORIDA CLINICAL RESEARCH CENTER, LLC			1	100%	1
KIDSVILLE PEDIATRICS IV PA		1			1
BAYSIDE URGENT CARE CENTER INC			1	100%	1
DEVITA		1			1
STEPHENS COUNTY HOSPITAL			1	100%	1
EXACCARE KINGSTON, LLC			1	100%	1
Parkside Manor		1			1
VA OUTPATIENT PHARMACY			1	100%	1
American Fork Care Center dba Heritage Care Center		1			1

# COVID-19: testing by laboratory

Data through Jan 15, 2021 verified as of Jan 16, 2021 at 09:25 AM

Data in this report are provisional and subject to change.

The numbers in the table below represent the number of Florida and non-Florida residents for whom test results were received by the Department of Health. A person can be tested by more than one laboratory and can have both positive and negative results. **Therefore, the sum of the numbers in each column will be larger than the total number of people tested.**

Reporting lab	Inconclusive	Negative	Positive	Percent positive	Total
BAYLOR SCOTT & WHITE MEDICAL SURGICAL CLINIC			1	100%	1
MARYLAND DEPARTMENT OF HEALTH AND MENTAL HYGIENE			1	100%	1
PROGRESS PHARMACY INC			1	100%	1
Mountain City Care and Rehabilitation Center		1			1
LAKE PEDIATRICS			1	100%	1
BLUETAIL MEDICAL GROUP, LLC			1	100%	1
NONA MEDICAL ARTS		1			1
MINUTECLINIC DIAGNOSTIC OF KANSAS, PC		1			1
ARUP		1			1
KIOSK MEDICINE KENTUCKY LLC		1			1
EAST END PEDIATRICS		1			1
MEDICAL ASSOCIATES OF BREVARD LLC		1			1
MEADOWS PARK HEALTH AND REHABILITATION		1			1
BIOLOGICAL AND CHEMICAL EMERGENCIES LABORATORY			1	100%	1
DR JAMES D FORBES FAMILY CARE CENTER			1	100%	1
AVON PARK CLUSTER		1			1
DOCTORS AFTER HOURS URGENT CARE CENTER			1	100%	1
Shoreline Care Center			1	100%	1
NAVARRO MEDICAL CENTERS LLC			1	100%	1
WILSON PEDIATRICS			1	100%	1
PROVIDENCE PORTLAND MEDICAL CENTER		1			1
SOUTH DADE NURSING & REHABILITATION CENTER			1	100%	1
MINUTECLINIC LLC (2335)		1			1
Consulate Health Care of Tallahassee			1	100%	1
MINUTECLINIC DIAG OF IND, LLC #5369		1			1
Moab Regional Hospital			1	100%	1
GASTROENTEROLOGY ASSOC OF PENSACOLA, PA			1	100%	1
UNLIMITED MEDICAL SERVICES OF FL PL DBA		1			1
ODYSSEY HEALTH CARE OF MARION COUNTY LLC		1			1
ALABAMA REFERENCE LAB			1	100%	1
PHYSICIANS PRIMARY CARE LEHIGH PEDS			1	100%	1
The Palms Nursing and Rehabilitation		1			1
UNIVERSITY OF MIAMI MILLER SCHOOL			1	100%	1
UMASS MEMORIAL MEDICAL CENTER, INC		1			1
EXCEPTIONAL EMERGENCY CENTER			1	100%	1
KETTERING MEDICAL CENTER			1	100%	1
AVERA SACRED HEART HOSPITAL			1	100%	1
ST FRANCIS MEDICAL CENTER			1	100%	1
Arlington Care Center			1	100%	1
HOUSTON DEPARTMENT OF HEALTH AND HUMAN SERVICES			1	100%	1
AUGUSTA HEALTH CLINICAL LABORATORY			1	100%	1
GOOD SAMARITAN HOSPITAL			1	100%	1
OSF SAINT FRANCIS MEDICAL CENTER			1	100%	1
SOMA MEDICAL CENTER PA			1	100%	1
Avera Sr. James Care Center		1			1
WEST COAST CLINICAL LABS INC			1	100%	1
MEDEXPRESS URGENT CARE - LAWRENCE		1			1

# COVID-19: testing by laboratory

Data through Jan 15, 2021 verified as of Jan 16, 2021 at 09:25 AM

Data in this report are provisional and subject to change.

The numbers in the table below represent the number of Florida and non-Florida residents for whom test results were received by the Department of Health. A person can be tested by more than one laboratory and can have both positive and negative results. **Therefore, the sum of the numbers in each column will be larger than the total number of people tested.**

Reporting lab	Inconclusive	Negative	Positive	Percent positive	Total
The Evangelical Lutheran Good Samaritan Society Prescott Village		1			1
VILLAGES HEALTH SYSTEM, LLC, THE			1	100%	1
ORLANDO HEALTH MEDICAL GROUP			1	100%	1
HEALTH PARTNERS REGIONAL HOSPITAL			1	100%	1
HALIFAX HEALTH PRIMARY CARE			1	100%	1
CARENOW MIDTOWN			1	100%	1
Kingston Care Center of Fort Wayne		1			1
MINUTECLINIC DIAGNOSTIC OF WISCONSIN, LLC		1			1
TITUSVILLE REHABILITATION AND NURSING CENTER		1			1
CARESPOT EXPRESS HEALTHCARE BOYNTON BEACH			1	100%	1
Walgreens #5065		1			1
WYOMING COUNTY DEPARTMENT OF HEALTH		1			1
MINUTE CLINIC DIAGNOSTIC PA			1	100%	1
UHEALTH CORAL SPRINGS			1	100%	1
Heritage Health of Peru			1	100%	1
CVS OH3301POCT WOODMERE		1			1
MINUTECLINIC DIAGNOSTIC OF KANSAS PA		1			1
LEHIGH MEDICAL AND RESEARCH CENTER, INC			1	100%	1
Courtenay Springs Village			1	100%	1
CURA LABORATORY SERVICES			1	100%	1
VITAL CARE CLINIC, LLC			1	100%	1
ENCORE AT BOCA RATON, THE			1	100%	1
MINUTE CLINIC DIAGNOSTIC OF TN PC #64		1			1
MID-FLORIDA PATHOLOGY LLC - MOBILE UNIT # 3			1	100%	1
BOND COUNTY HEALTH DEPARTMENT			1	100%	1
Dulles Health and Rehab Center		1			1
YUMA REGIONAL MEDICAL CENTER			1	100%	1
BAYCARE OUTREACH LAB WH SOUTH			1	100%	1
FLORIDA CLINICAL LABORATORY INC DBA			1	100%	1
LRGHEALTHCARE		1			1
HEALTH CARE SERVICES LC			1	100%	1
NDX-CORE LAB			1	100%	1
Manor Care Health Services- Wilmington			1	100%	1
<b>Total</b>	<b>71,482</b>	<b>13,638,884</b>	<b>1,995,165</b>	<b>13%</b>	<b>15,705,531</b>