

# COVID-19: summary of cases and monitoring

Data through Jan 11, 2021 verified as of Jan 12, 2021 at 09:25 AM

Data in this report are provisional and subject to change.

Cases: people with positive PCR or antigen test result		Cases: people with positive PCR or antigen test result	
Total cases		Risk factors for Florida residents	
Florida residents	1,476,484	Traveled	12,293
Non-Florida residents	26,998	Contact with a known case	550,791
Type of testing		Traveled and contact with a known case	16,479
Florida residents	1,476,484	Neither	896,921
Positive by BPHL/CDC	53,530	No travel and no contact	170,283
Positive by commercial/hospital lab	1,422,954	Travel is unknown	533,363
PCR positive	1,239,950	Contact is unknown	326,582
Antigen positive	236,534	Contact is pending	349,364
Non-Florida residents	26,998	Travel can be unknown and contact can be unknown or pending for the same case, these numbers will sum to more than the "neither" total.	
Positive by BPHL/CDC	715		
Positive by commercial/hospital lab	26,283		
PCR positive	19,500		
Antigen positive	7,498		
Characteristics			
Florida residents hospitalized	66,204		
Florida resident deaths	23,227		
Non-Florida resident deaths	358		
Hospitalized counts include anyone who was hospitalized at some point during their illness. It does not reflect the number of people currently hospitalized.			
More information on deaths identified through death certificate data is available on the National Center for Health Statistics website at <a href="http://www.cdc.gov/nchs/nvss/vsrr/COVID19/index.htm">www.cdc.gov/nchs/nvss/vsrr/COVID19/index.htm</a> .			

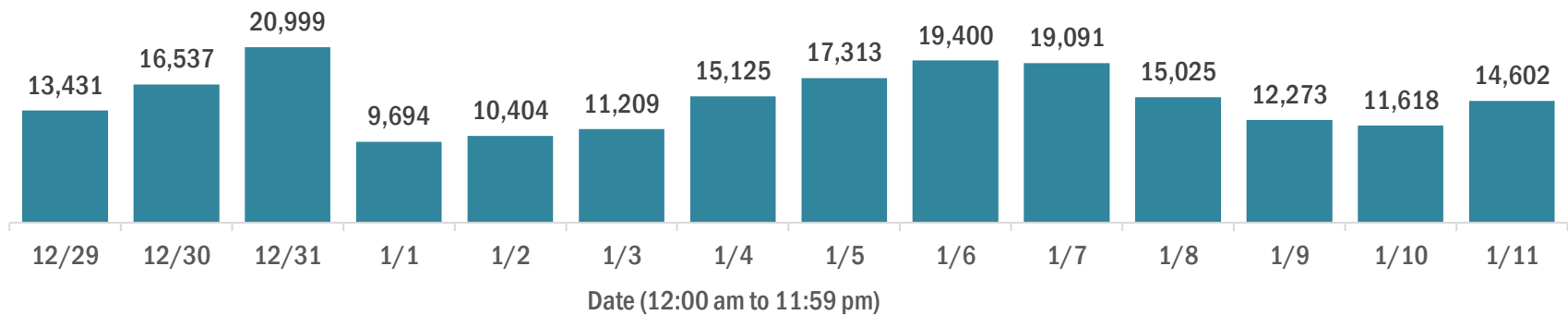
# COVID-19: summary of laboratory testing

Data through Jan 11, 2021 verified as of Jan 12, 2021 at 09:25 AM

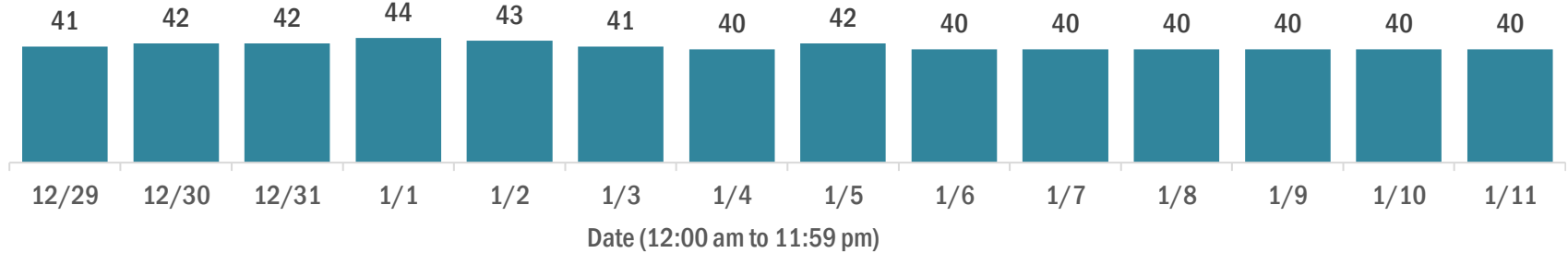
Data in this report are provisional and subject to change.

## Cases in Florida residents per day for the past 2 weeks

Number of cases per day



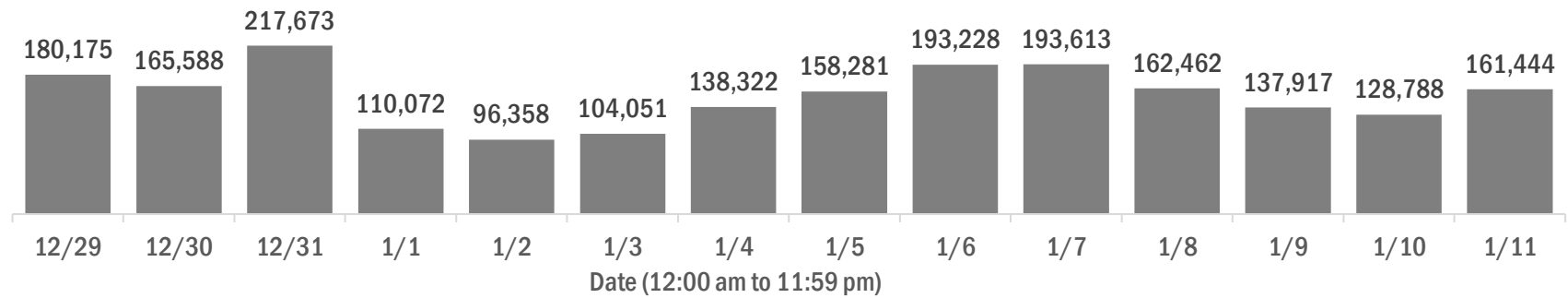
Median age of cases by day



## Laboratory testing for Florida residents over the past 2 weeks

### Number of Florida residents tested per day

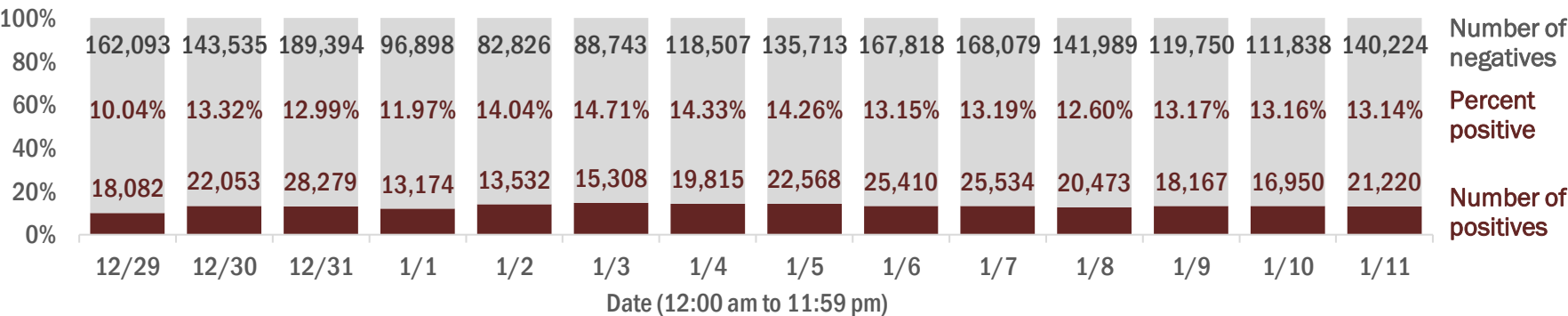
These counts include the number of people for whom the Department received PCR or antigen laboratory results by day. People tested on multiple days will be included for each day a new result was received. A person is only counted once for each day they are tested, regardless of whether multiple specimens are tested or multiple results are received.



### Number and percent of Florida residents with positive test results

The percent of positive results ranged from 10.04% to 14.71% over the past 2 weeks and was 13.14% yesterday.

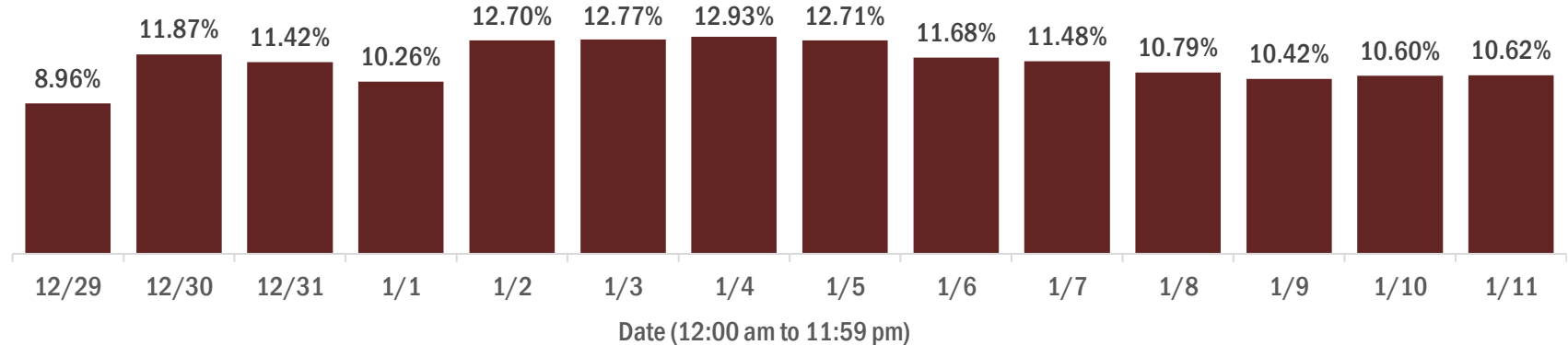
These counts include the number of people for whom the Department received PCR or antigen laboratory results by day. People tested on multiple days will be included for each day a new result was received. A person is only counted once for each day they are tested, regardless of whether multiple specimens are tested or multiple results are received. If a person has a positive specimen and a negative specimen in the same day, only the positive result is counted.



### Percent positivity for new cases in Florida residents

The percent of positive results ranged from 8.96% to 12.93% over the past 2 weeks and was 10.62% yesterday.

This percent is the number of people who test PCR- or antigen-positive for the first time divided by all the people tested that day, excluding people who have previously tested positive.



# COVID-19: characteristics of 1,476,484 Florida resident cases

Data through Jan 11, 2021 verified as of Jan 12, 2021 at 09:25 AM

Data in this report are provisional and subject to change.

Age group	Cases		Hospitalizations		Deaths	
0-4 years	27,092	2%	441	1%	0	0%
5-14 years	81,460	6%	397	1%	5	0%
15-24 years	229,003	16%	1,691	3%	35	0%
25-34 years	262,588	18%	3,411	5%	126	1%
35-44 years	230,404	16%	5,160	8%	368	2%
45-54 years	226,915	15%	7,829	12%	900	4%
55-64 years	193,834	13%	11,392	17%	2,527	11%
65-74 years	122,432	8%	13,518	20%	4,925	21%
75-84 years	68,252	5%	13,253	20%	6,952	30%
85+ years	33,344	2%	9,107	14%	7,389	32%
Unknown	1,160	0%	5	0%	0	0%
Total	1,476,484		66,204		23,227	

Gender	Cases	
Female	769,068	52%
Male	696,461	47%
Unknown	10,955	1%
Total	1,476,484	

Ethnicity	Cases		Hospitalizations		Deaths	
Hispanic	463,207	31%	17,441	26%	5,584	24%
Non-Hispanic	683,032	46%	45,317	68%	16,025	69%
Unknown	330,245	22%	3,446	5%	1,618	7%
Total	1,476,484		66,204		23,227	

Race and ethnicity	Cases		Hospitalizations		Deaths	
White	798,089	54%	42,411	64%	16,697	72%
Hispanic	307,939	21%	12,294	19%	4,419	19%
Non-Hispanic	429,419	29%	28,737	43%	11,498	50%
Unknown	60,731	4%	1,380	2%	780	3%
Black	193,368	13%	14,106	21%	3,922	17%
Hispanic	10,937	1%	576	1%	151	1%
Non-Hispanic	165,371	11%	13,208	20%	3,621	16%
Unknown	17,060	1%	322	0%	150	1%
Other race	210,650	14%	7,631	12%	1,851	8%
Hispanic	107,172	7%	4,133	6%	865	4%
Non-Hispanic	71,464	5%	3,142	5%	825	4%
Unknown	32,014	2%	356	1%	161	1%
Unknown race	274,377	19%	2,056	3%	757	3%
Hispanic	37,159	3%	438	1%	149	1%
Non-Hispanic	16,778	1%	230	0%	81	0%
Unknown	220,440	15%	1,388	2%	527	2%
Total	1,476,484		66,204		23,227	

**Hospitalization** counts include anyone who was hospitalized at some point during their illness. It does not reflect the number of people currently hospitalized. **Other race** includes any person with a race of American Indian/Alaskan native, Asian, native Hawaiian/Pacific Islander, or other.

# COVID-19: deaths in Florida residents and staff of long-term care facilities

Data through Jan 11, 2021 verified as of Jan 12, 2021 at 09:25 AM

Data in this report are provisional and subject to change.

For current cases in residents or staff of long-term care facilities, please visit: <https://floridahealthcovid19.gov/>

County	Deaths		County	Deaths		County	Deaths	
Dade	922	<div></div> 11%	Okaloosa	129	<div></div> 1%	Okeechobee	16	<div></div> 0%
Palm Beach	856	<div></div> 10%	Hernando	126	<div></div> 1%	Calhoun	12	<div></div> 0%
Pinellas	726	<div></div> 8%	Osceola	110	<div></div> 1%	Gadsden	12	<div></div> 0%
Broward	531	<div></div> 6%	Charlotte	102	<div></div> 1%	Washington	12	<div></div> 0%
Hillsborough	459	<div></div> 5%	Indian River	84	<div></div> 1%	Baker	11	<div></div> 0%
Polk	374	<div></div> 4%	Clay	80	<div></div> 1%	Gulf	11	<div></div> 0%
Lee	305	<div></div> 4%	Jackson	79	<div></div> 1%	Jefferson	10	<div></div> 0%
Brevard	304	<div></div> 4%	Leon	67	<div></div> 1%	Holmes	8	<div></div> 0%
Sarasota	294	<div></div> 3%	St. Johns	61	<div></div> 1%	Lafayette	8	<div></div> 0%
Duval	286	<div></div> 3%	Highlands	57	<div></div> 1%	Desoto	5	<div></div> 0%
Orange	276	<div></div> 3%	Bay	56	<div></div> 1%	Bradford	4	<div></div> 0%
Volusia	224	<div></div> 3%	Suwannee	56	<div></div> 1%	Levy	4	<div></div> 0%
St. Lucie	207	<div></div> 2%	Alachua	44	<div></div> 1%	Wakulla	4	<div></div> 0%
Marion	200	<div></div> 2%	Columbia	41	<div></div> 0%	Flagler	3	<div></div> 0%
Seminole	190	<div></div> 2%	Santa Rosa	36	<div></div> 0%	Monroe	3	<div></div> 0%
Escambia	182	<div></div> 2%	Sumter	33	<div></div> 0%	Taylor	3	<div></div> 0%
Manatee	157	<div></div> 2%	Nassau	28	<div></div> 0%	Hardee	2	<div></div> 0%
Collier	156	<div></div> 2%	Putnam	22	<div></div> 0%	Dixie	1	<div></div> 0%
Pasco	154	<div></div> 2%	Hendry	20	<div></div> 0%	Liberty	1	<div></div> 0%
Citrus	135	<div></div> 2%	Walton	20	<div></div> 0%			
Martin	130	<div></div> 2%	Madison	18	<div></div> 0%	Total	8,613	
Lake	129	<div></div> 1%	Gilchrist	17	<div></div> 0%			

**Note:** cases are summarized by the county of usual residence. Residents and staff may be cases associated with facilities that are not in their county of usual residence, resulting in cases being included below for counties that do not have facilities with known cases.

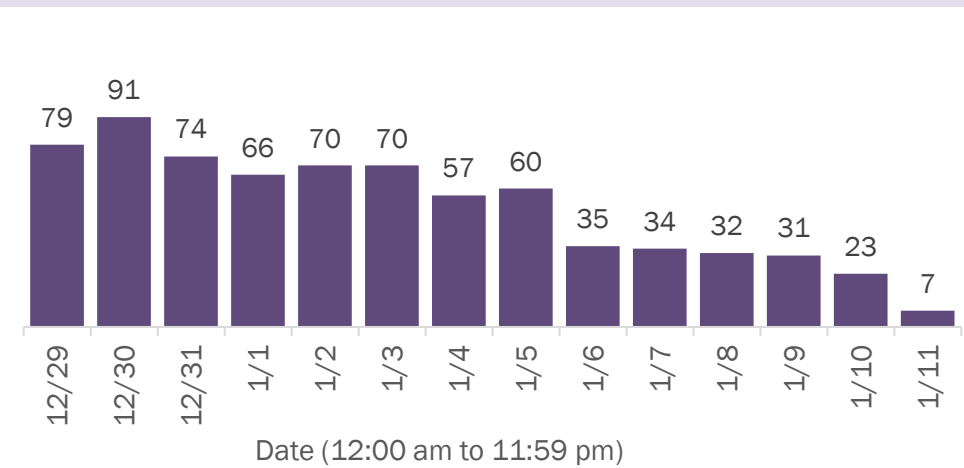
# COVID-19: cases in Florida residents who have died

Data through Jan 11, 2021 verified as of Jan 12, 2021 at 09:25 AM

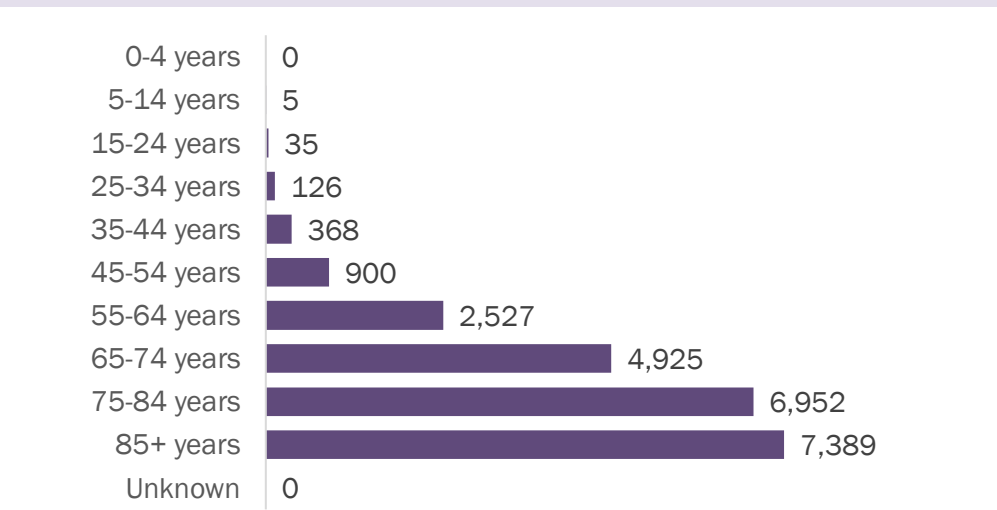
Data in this report are provisional and subject to change.

Demographics for all identified COVID-19 deaths: 23,227

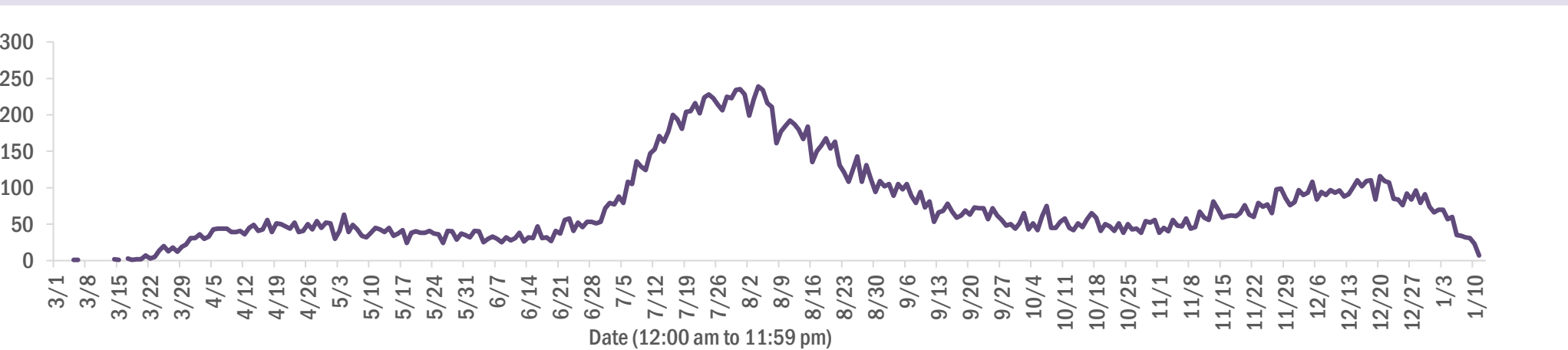
Deaths by date of death for the past 2 weeks



Deaths by age group



Deaths by date of death since March 2020



Age group	Deaths	Cases	Case fatality rate	Mortality rate per 100,000 population
0-4 years	0	27,092	0.0%	0.0
5-14 years	5	81,460	0.0%	0.2
15-24 years	35	229,003	0.0%	1.4
25-34 years	126	262,588	0.0%	4.4
35-44 years	368	230,404	0.2%	14.1
45-54 years	900	226,915	0.4%	32.3
55-64 years	2,527	193,834	1.3%	87.4
65-74 years	4,925	122,432	4.0%	202.9
75-84 years	6,952	68,252	10.2%	495.1
85+ years	7,389	33,344	22.2%	1279.4
Unknown	0	1,160	0.0%	
Total	23,227	1,476,484	1.6%	107.5

Gender	Deaths	Cases	Case fatality rate	Mortality rate per 100,000 population
Female	10,231	769,068	1.3%	92.7
Male	12,996	696,461	1.9%	123.1
Unknown	0	10,955	0.0%	
Total	23,227	1,476,484	1.6%	107.5

Race	Deaths	Cases	Case fatality rate	Mortality rate per 100,000 population
White	16,697	798,089	2.1%	100.0
Black	3,922	193,368	2.0%	107.2
Other	1,851	210,650	0.9%	148.8
Unknown	757	274,377	0.3%	
Total	23,227	1,476,484	1.6%	107.5

Ethnicity	Deaths	Cases	Case fatality rate	Mortality rate per 100,000 population
Hispanic	5,584	463,207	1.2%	98.3
Non-Hispanic	16,025	683,032	2.3%	100.7
Unknown	1,618	330,245	0.5%	
Total	23,227	1,476,484	1.6%	107.5

# COVID-19: characteristics of 1,503,482 cases

Data through Jan 11, 2021 verified as of Jan 12, 2021 at 09:25 AM

Data in this report are provisional and subject to change.

Tables below include cases in Florida residents and non-Florida residents.

All 67 Florida counties have cases:

County	FL resident cases		Non-FL resident cases	Total cases	FL resident deaths	FL death rate
Dade	327,754	<div></div> 22%	3,895	331,649	4,452	1.4%
Broward	150,857	<div></div> 10%	1,788	152,645	1,938	1.3%
Palm Beach	91,873	<div></div> 6%	1,422	93,295	1,975	2.1%
Orange	87,678	<div></div> 6%	1,019	88,697	805	0.9%
Hillsborough	87,478	<div></div> 6%	739	88,217	1,142	1.3%
Duval	70,686	<div></div> 5%	1,168	71,854	783	1.1%
Pinellas	50,645	<div></div> 3%	1,229	51,874	1,132	2.2%
Lee	44,695	<div></div> 3%	1,409	46,104	715	1.6%
Polk	43,071	<div></div> 3%	292	43,363	863	2.0%
Osceola	28,642	<div></div> 2%	464	29,106	311	1.1%
Volusia	25,566	<div></div> 2%	404	25,970	466	1.8%
Escambia	23,116	<div></div> 2%	2,797	25,913	426	1.8%
Pasco	25,245	<div></div> 2%	238	25,483	423	1.7%
Manatee	24,687	<div></div> 2%	447	25,134	448	1.8%
Collier	24,099	<div></div> 2%	715	24,814	363	1.5%
Brevard	24,240	<div></div> 2%	354	24,594	559	2.3%
Leon	21,824	<div></div> 1%	707	22,531	188	0.9%
Sarasota	20,735	<div></div> 1%	891	21,626	544	2.6%
Marion	20,898	<div></div> 1%	80	20,978	516	2.5%
Seminole	20,692	<div></div> 1%	160	20,852	326	1.6%
Lake	18,108	<div></div> 1%	225	18,333	336	1.9%
Alachua	17,679	<div></div> 1%	199	17,878	141	0.8%
St. Lucie	16,605	<div></div> 1%	102	16,707	438	2.6%
St. Johns	15,475	<div></div> 1%	225	15,700	129	0.8%
Okaloosa	14,346	<div></div> 1%	161	14,507	248	1.7%
Bay	12,888	<div></div> 1%	550	13,438	233	1.8%
Clay	13,311	<div></div> 1%	29	13,340	198	1.5%
Santa Rosa	12,864	<div></div> 1%	162	13,026	157	1.2%
Martin	8,551	<div></div> 1%	149	8,700	218	2.5%
Charlotte	8,483	<div></div> 1%	116	8,599	256	3.0%
Hernando	8,471	<div></div> 1%	62	8,533	299	3.5%
Indian River	8,216	<div></div> 1%	71	8,287	178	2.2%
Citrus	7,534	<div></div> 1%	54	7,588	296	3.9%
Columbia	6,592	<div></div> 0%	31	6,623	124	1.9%
Sumter	6,052	<div></div> 0%	56	6,108	124	2.0%

County	FL resident cases		Non-FL resident cases	Total cases	FL resident deaths	FL death rate
Nassau	5,519	<div></div> 0%	356	5,875	71	1.3%
Highlands	5,573	<div></div> 0%	59	5,632	225	4.0%
Walton	5,033	<div></div> 0%	560	5,593	57	1.1%
Jackson	5,043	<div></div> 0%	59	5,102	122	2.4%
Monroe	4,508	<div></div> 0%	229	4,737	36	0.8%
Putnam	4,625	<div></div> 0%	16	4,641	86	1.9%
Gadsden	4,553	<div></div> 0%	15	4,568	62	1.4%
Suwannee	4,436	<div></div> 0%	26	4,462	96	2.2%
Flagler	4,372	<div></div> 0%	51	4,423	52	1.2%
Hendry	3,627	<div></div> 0%	16	3,643	52	1.4%
Unknown	242	<div></div> 0%	2,942	3,184	0	0.0%
Desoto	3,118	<div></div> 0%	15	3,133	61	2.0%
Okeechobee	2,796	<div></div> 0%	29	2,825	54	1.9%
Baker	2,704	<div></div> 0%	12	2,716	39	1.4%
Wakulla	2,501	<div></div> 0%	9	2,510	28	1.1%
Bradford	2,399	<div></div> 0%	8	2,407	24	1.0%
Hardee	2,301	<div></div> 0%	11	2,312	21	0.9%
Taylor	2,190	<div></div> 0%	5	2,195	28	1.3%
Levy	2,179	<div></div> 0%	9	2,188	22	1.0%
Washington	2,159	<div></div> 0%	20	2,179	30	1.4%
Holmes	1,874	<div></div> 0%	29	1,903	30	1.6%
Madison	1,631	<div></div> 0%	23	1,654	34	2.1%
Union	1,574	<div></div> 0%	0	1,574	66	4.2%
Gulf	1,466	<div></div> 0%	19	1,485	30	2.0%
Lafayette	1,471	<div></div> 0%	0	1,471	22	1.5%
Calhoun	1,397	<div></div> 0%	2	1,399	29	2.1%
Hamilton	1,352	<div></div> 0%	15	1,367	15	1.1%
Dixie	1,247	<div></div> 0%	3	1,250	11	0.9%
Jefferson	1,119	<div></div> 0%	22	1,141	18	1.6%
Gilchrist	1,099	<div></div> 0%	1	1,100	27	2.5%
Franklin	1,024	<div></div> 0%	24	1,048	4	0.4%
Liberty	880	<div></div> 0%	1	881	14	1.6%
Glades	816	<div></div> 0%	2	818	11	1.3%
Total	1,476,484		26,998	1,503,482	23,227	1.6%



# COVID-19: characteristics of 1,476,484 Florida resident cases

Data through Jan 11, 2021 verified as of Jan 12, 2021 at 09:25 AM

Data in this report are provisional and subject to change.

The table below includes the cities and counties of residence for cases in Florida residents based on the patient's ZIP Code. Note that city is not always received as part of the initial notification and may be missing while the case is being investigated.

City and county	Cases
Miami, Dade	190,529
Jacksonville, Duval	66,231
Orlando, Orange	65,347
Tampa, Hillsborough	51,586
Hialeah, Dade	46,454
Fort Lauderdale, Broward	33,286
Hollywood, Broward	29,091
West Palm Beach, Palm Beach	22,385
Kissimmee, Osceola	22,032
Tallahassee, Leon	20,912
Naples, Collier	20,035
Homestead, Dade	19,317
Pensacola, Escambia	19,029
Saint Petersburg, Pinellas	18,920
Fort Myers, Lee	17,516
Bradenton, Manatee	16,268
Boca Raton, Palm Beach	15,788
Ocala, Marion	15,489
Lakeland, Polk	15,261
Pompano Beach, Broward	15,192
Gainesville, Alachua	14,171
Sarasota, Sarasota	12,939
Lake Worth, Palm Beach	11,300
Cape Coral, Lee	11,186
Port Saint Lucie, St. Lucie	10,806
Clearwater, Pinellas	9,974
Miramar, Broward	9,754
Miami Beach, Dade	9,448
Boynton Beach, Palm Beach	8,793
Miami Gardens, Dade	8,463
Doral, Dade	8,347
Coral Springs, Broward	8,276
Panama City, Bay	8,211
Saint Augustine, St. Johns	8,157
Melbourne, Brevard	7,300
Winter Haven, Polk	7,181
Lehigh Acres, Lee	7,155
Delray Beach, Palm Beach	6,910
Riverview, Hillsborough	6,518
Davie, Broward	6,397
Vero Beach, Indian River	6,324
Milton, Santa Rosa	6,264
Lake City, Columbia	6,070
Sunrise, Broward	5,867
New Port Richey, Pasco	5,830
Coral Gables, Dade	5,673
Fort Pierce, St. Lucie	5,646
Saint Cloud, Osceola	5,537
Largo, Pinellas	5,522
Orange Park, Clay	5,474
Palm Bay, Brevard	5,347
Daytona Beach, Volusia	5,313
Apopka, Orange	5,241
Plantation, Broward	5,046
Brandon, Hillsborough	5,038
Spring Hill, Hernando	5,012
North Miami Beach, Dade	4,812
Clermont, Lake	4,809
Weston, Broward	4,748

# COVID-19: characteristics of 1,476,484 Florida resident cases

Data through Jan 11, 2021 verified as of Jan 12, 2021 at 09:25 AM

Data in this report are provisional and subject to change.

The table below includes the cities and counties of residence for cases in Florida residents based on the patient's ZIP Code. Note that city is not always received as part of the initial notification and may be missing while the case is being investigated.

City and county	Cases
Plant City, Hillsborough	4,746
Sanford, Seminole	4,510
Davenport, Polk	4,507
Jupiter, Palm Beach	4,493
Deltona, Volusia	4,395
Deerfield Beach, Broward	4,348
Port Charlotte, Charlotte	4,228
Winter Garden, Orange	4,157
Fort Walton Beach, Okaloosa	4,093
Stuart, Martin	4,063
Tamarac, Broward	3,969
Miami Lakes, Dade	3,885
Crestview, Okaloosa	3,733
Palm Coast, Flagler	3,696
Wesley Chapel, Pasco	3,675
Land O Lakes, Pasco	3,674
Palm Beach Gardens, Palm Beach	3,578
Coconut Creek, Broward	3,575
Palmetto, Manatee	3,575
Deland, Volusia	3,517
Live Oak, Suwannee	3,507
Winter Park, Orange	3,503
Opa Locka, Dade	3,434
Margate, Broward	3,427
Palm Harbor, Pinellas	3,412
Oviedo, Seminole	3,316
Wellington, Palm Beach	3,295
Middleburg, Clay	3,191
Altamonte Springs, Seminole	3,163
Venice, Sarasota	3,084
Lutz, Hillsborough	3,081
North Port, Sarasota	3,048
Haines City, Polk	3,042
Punta Gorda, Charlotte	3,038
Arcadia, Desoto	3,037
Sebring, Highlands	3,013
Brooksville, Hernando	2,984
Leesburg, Lake	2,952
Immokalee, Collier	2,951
Hallandale, Broward	2,941
Ocoee, Orange	2,909
Valrico, Hillsborough	2,877
Port Orange, Volusia	2,867
Saint Johns, St. Johns	2,829
Okeechobee, Okeechobee	2,785
Bonita Springs, Lee	2,785
Pembroke Pines, Broward	2,769
Cutler Ridge, Dade	2,742
Seminole, Pinellas	2,715
The Villages, Sumter	2,712
Zephyrhills, Pasco	2,598
Navarre, Santa Rosa	2,555
Ormond Beach, Volusia	2,526
Pinellas Park, Pinellas	2,509
Longwood, Seminole	2,468
Ruskin, Hillsborough	2,455
Windermere, Orange	2,432
Key West, Monroe	2,432
North Lauderdale, Broward	2,428



# COVID-19: characteristics of 1,476,484 Florida resident cases

Data through Jan 11, 2021 verified as of Jan 12, 2021 at 09:25 AM

Data in this report are provisional and subject to change.

The table below includes the cities and counties of residence for cases in Florida residents based on the patient's ZIP Code. Note that city is not always received as part of the initial notification and may be missing while the case is being investigated.

City and county	Cases
Jacksonville Beach, Duval	2,426
North Miami, Dade	2,422
Quincy, Gadsden	2,380
Lake Worth Beach, Palm Beach	2,358
Niceville, Okaloosa	2,349
Gulf Breeze, Santa Rosa	2,348
Cantonment, Escambia	2,311
Crawfordville, Wakulla	2,264
Cocoa, Brevard	2,236
Palatka, Putnam	2,199
Bartow, Polk	2,178
Hudson, Pasco	2,162
Casselberry, Seminole	2,149
Green Cove Springs, Clay	2,110
Dade City, Pasco	2,107
Perry, Taylor	2,050
Panama City Beach, Bay	2,048
Oakland Park, Broward	2,048
North Fort Myers, Lee	2,029
Fernandina Beach, Nassau	2,006
Marianna, Jackson	1,986
Ponte Vedra Beach, St. Johns	1,984
Port Richey, Pasco	1,973
Clewiston, Hendry	1,960
Lake Mary, Seminole	1,927
Auburndale, Polk	1,921
Kissimmee, Polk	1,878
Tarpon Springs, Pinellas	1,826
Winter Springs, Seminole	1,802
Inverness, Citrus	1,792
Aventura, Dade	1,791
Royal Palm Beach, Palm Beach	1,771
Lynn Haven, Bay	1,762
Titusville, Brevard	1,756
New Smyrna Beach, Volusia	1,745
Fleming Island, Clay	1,696
Chipley, Washington	1,694
Lake Wales, Polk	1,690
Defuniak Springs, Walton	1,687
Merritt Island, Brevard	1,685
Wimauma, Hillsborough	1,678
Santa Rosa Beach, Walton	1,664
Belle Glade, Palm Beach	1,658
Esterro, Lee	1,643
Parkland, Broward	1,631
Starke, Bradford	1,610
Dunedin, Pinellas	1,607
Eustis, Lake	1,586
Cooper City, Broward	1,581
Loxahatchee, Palm Beach	1,577
Labelle, Hendry	1,553
Holiday, Pasco	1,535
Sarasota, Manatee	1,528
Key Biscayne, Dade	1,494
Destin, Okaloosa	1,493
Avon Park, Highlands	1,453
Parrish, Manatee	1,450
Mayo, Lafayette	1,449
Coconut Grove, Dade	1,440

# COVID-19: characteristics of 1,476,484 Florida resident cases

Data through Jan 11, 2021 verified as of Jan 12, 2021 at 09:25 AM

Data in this report are provisional and subject to change.

The table below includes the cities and counties of residence for cases in Florida residents based on the patient's ZIP Code. Note that city is not always received as part of the initial notification and may be missing while the case is being investigated.

City and county	Cases
Mulberry, Polk	1,440
Missing, Dade	1,431
Palm City, Martin	1,430
Crossings, Dade	1,429
Odessa, Hillsborough	1,426
Mount Dora, Lake	1,391
Seffner, Hillsborough	1,382
Carol City, Dade	1,378
Rockledge, Brevard	1,374
Tavares, Lake	1,355
Bonifay, Holmes	1,354
Wauchula, Hardee	1,337
Riviera Beach, Palm Beach	1,326
Summerfield, Marion	1,283
Yulee, Nassau	1,269
Macclenny, Baker	1,251
Groveland, Lake	1,217
Orange City, Volusia	1,205
Crystal River, Citrus	1,199
Maitland, Orange	1,198
Lake Butler, Union	1,196
Biscayne Park, Dade	1,183
Ponte Vedra, St. Johns	1,167
Pinecrest, Dade	1,159
Lithia, Hillsborough	1,153
Callahan, Nassau	1,152
Indiantown, Martin	1,115
Florida City, Dade	1,108
Madison, Madison	1,102
Graceville, Jackson	1,101
Homosassa, Citrus	1,101
Sebastian, Indian River	1,098
Atlantic Beach, Duval	1,062
Century, Escambia	1,058
Dania, Broward	1,056
Lady Lake, Lake	1,052
Gibsonton, Hillsborough	1,045
Monticello, Jefferson	1,035
Pace, Santa Rosa	1,029
Dover, Hillsborough	1,012
Lake Placid, Highlands	1,010
Hobe Sound, Martin	1,007
Palmetto Bay, Dade	997
Apollo Beach, Hillsborough	987
Alachua, Alachua	975
Oldsmar, Pinellas	969
El Portal, Dade	965
Sun City Center, Hillsborough	947
Dunnellon, Marion	942
Palm Springs, Palm Beach	936
Jasper, Hamilton	912
Blountstown, Calhoun	906
Havana, Gadsden	884
Everglades National Park, Dade	881
Lecanto, Citrus	880
Lantana, Palm Beach	874
Edgewater, Volusia	871
North Palm Beach, Palm Beach	869
Bellevue, Marion	862

# COVID-19: characteristics of 1,476,484 Florida resident cases

Data through Jan 11, 2021 verified as of Jan 12, 2021 at 09:25 AM

Data in this report are provisional and subject to change.

The table below includes the cities and counties of residence for cases in Florida residents based on the patient's ZIP Code. Note that city is not always received as part of the initial notification and may be missing while the case is being investigated.

City and county	Cases
Sanderson, Baker	859
Debary, Volusia	857
South Miami, Dade	855
Newberry, Alachua	848
Hilliard, Nassau	822
Freeport, Walton	798
Wewahitchka, Gulf	793
Williston, Levy	793
Jensen Beach, Martin	788
Coleman, Sumter	783
Trenton, Gilchrist	779
Safety Harbor, Pinellas	771
Moore Haven, Glades	766
Wildwood, Sumter	765
Ellenton, Manatee	764
Keystone Heights, Clay	760
Beverly Hills, Citrus	758
Satellite Beach, Brevard	757
Lauderhill, Broward	719
Frostproof, Polk	716
Fellsmere, Indian River	705
Olympia Heights, Dade	704
Fisher Island, Dade	704
Uleta, Dade	704
Mary Esther, Okaloosa	702
Cross City, Dixie	702
Bristol, Liberty	700
Englewood, Charlotte	694
Wilton Manors, Broward	692
Nokomis, Sarasota	691
Coral, Dade	680
Dunnellon, Citrus	679
Hernando, Citrus	675
Key Largo, Monroe	661
Bushnell, Sumter	658
Polk City, Polk	656
Medley, Dade	654
Chattahoochee, Gadsden	653
Port Saint Joe, Gulf	650
Shalimar, Okaloosa	646
South Bay, Palm Beach	645
Pahokee, Palm Beach	637
Lauderdale Lakes, Broward	624
Marco Island, Collier	599
Lawtey, Bradford	592
Glen Saint Mary, Baker	591
Englewood, Sarasota	579
Fort Meade, Polk	578
Crescent City, Putnam	577
Bowling Green, Hardee	561
Indialantic, Brevard	551
Miramar Beach, Walton	550
Chiefland, Levy	548
Cocoa Beach, Brevard	543
Interlachen, Putnam	542
High Springs, Alachua	534
Neptune Beach, Duval	522
Thonotosassa, Hillsborough	521
Spring Hill, Pasco	512

# COVID-19: characteristics of 1,476,484 Florida resident cases

Data through Jan 11, 2021 verified as of Jan 12, 2021 at 09:25 AM

Data in this report are provisional and subject to change.

The table below includes the cities and counties of residence for cases in Florida residents based on the patient's ZIP Code. Note that city is not always received as part of the initial notification and may be missing while the case is being investigated.

City and county	Cases
Jacksonville, St. Johns	507
Sorrento, Lake	505
Old Town, Dixie	504
Southwest Ranches, Broward	499
Marathon, Monroe	497
Minneola, Lake	497
Trinity, Pasco	493
Carrabelle, Franklin	492
Fruitland Park, Lake	490
Lake Alfred, Polk	483
Fort White, Columbia	466
Bronson, Levy	463
Sneads, Jackson	463
Fort Myers Beach, Lee	457
Sweetwater, Dade	457
Belle Isle, Orange	451
West Melbourne, Brevard	449
Baker, Okaloosa	436
Clearwater Beach, Pinellas	415
Umatilla, Lake	406
Jay, Santa Rosa	400
Gulfport, Pinellas	388
Mascotte, Lake	388
Cottondale, Jackson	388
Weeki Wachee, Hernando	387
South Daytona, Volusia	386
Centerville, Leon	384
Palm Beach, Palm Beach	384
Florida State University, Leon	379
Oakland, Orange	378
Rotunda West, Charlotte	374
Midway, Gadsden	374
Citra, Marion	368
Hawthorne, Alachua	366
Silver Springs, Marion	366
Oxford, Sumter	363
Zolfo Springs, Hardee	360
Altha, Calhoun	348
Raiford, Union	346
Bunnell, Flagler	342
Myakka City, Manatee	326
Alva, Lee	326
Melbourne Beach, Brevard	323
Branford, Suwannee	322
Molino, Escambia	319
Missing, Volusia	316
Surfside, Dade	312
Youngstown, Bay	310
Ocklawaha, Marion	307
Cape Canaveral, Brevard	307
Celebration, Osceola	304
Haverhill, Palm Beach	301
Tavernier, Monroe	298
Malone, Jackson	298
Flagler Beach, Flagler	296
Missing, Orange	296
Hastings, St. Johns	295
De Leon Springs, Volusia	293
Bell, Gilchrist	292

# COVID-19: characteristics of 1,476,484 Florida resident cases

Data through Jan 11, 2021 verified as of Jan 12, 2021 at 09:25 AM

Data in this report are provisional and subject to change.

The table below includes the cities and counties of residence for cases in Florida residents based on the patient's ZIP Code. Note that city is not always received as part of the initial notification and may be missing while the case is being investigated.

City and county	Cases
Archer, Alachua	289
Pierson, Volusia	285
Apalachicola, Franklin	283
Indian Harbour Beach, Brevard	283
East Palatka, Putnam	282
Osprey, Sarasota	278
Lehigh, Lee	278
Eagle Lake, Polk	272
Dundee, Polk	271
Grand Ridge, Jackson	270
Mims, Brevard	267
Greenville, Madison	267
Lake Park, Palm Beach	263
Ave Maria, Collier	260
Holly Hill, Volusia	258
Missing, Marion	258
Jennings, Hamilton	253
Winter Park, Seminole	253
Westville, Holmes	252
Bal Harbour, Dade	251
Chuluota, Seminole	243
Vernon, Washington	243
Webster, Sumter	241
Melrose, Putnam	240
Tequesta, Palm Beach	240
Gotha, Orange	238
Floral City, Citrus	236
Missing, Lee	235
Greenwood, Jackson	234
Montverde, Lake	234
Eastpoint, Franklin	233
West Miami, Dade	230
O Brien, Suwannee	230
Orlando, Osceola	230
Grand Island, Lake	230
Satsuma, Putnam	228
Kenneth City, Pinellas	226
Elkton, St. Johns	222
Reddick, Marion	221
Valparaiso, Okaloosa	218
Bryceville, Nassau	216
Indian Rocks Beach, Pinellas	215
Malabar, Brevard	213
San Antonio, Pasco	212
South Pasadena, Pinellas	211
Missing, St. Johns	210
Ponce De Leon, Holmes	209
Sebastian, Brevard	205
Missing, Santa Rosa	202
Edgewood, Orange	202
Gretna, Gadsden	199
Belleair, Pinellas	199
Laurel Hill, Okaloosa	196
Orlando, Seminole	192
Bay Harbor Islands, Dade	191
Alafaya, Orange	190
Lake Panasoffkee, Sumter	189
White Springs, Hamilton	186
Fort Mccoy, Marion	185

# COVID-19: characteristics of 1,476,484 Florida resident cases

Data through Jan 11, 2021 verified as of Jan 12, 2021 at 09:25 AM

Data in this report are provisional and subject to change.

The table below includes the cities and counties of residence for cases in Florida residents based on the patient's ZIP Code. Note that city is not always received as part of the initial notification and may be missing while the case is being investigated.

City and county	Cases
Anthony, Marion	183
Wellborn, Suwannee	180
Eglin Air Force Base, Okaloosa	179
Inlet Beach, Walton	179
Missing, Palm Beach	178
Lee, Madison	173
Saint James City, Lee	173
Sanibel, Lee	171
Kindred, Osceola	170
Geneva, Seminole	169
Morriston, Levy	167
Southport, Bay	165
Hosford, Liberty	165
Mcdavid, Escambia	158
Orlando, Dade	157
Mcalpin, Suwannee	153
Fern Park, Seminole	153
Azalea Park, Orange	152
Hallandale Beach, Broward	151
Alford, Jackson	149
Weirsdale, Marion	149
Longboat Key, Manatee	147
Howey-In-The-Hills, Lake	147
Apopka, Seminole	145
Greenacres, Palm Beach	145
Juno Beach, Palm Beach	144
Holmes Beach, Manatee	143
Zellwood, Orange	141
Lakewood Ranch, Manatee	141
Fountain, Bay	141
Micanopy, Alachua	140
Missing, Brevard	139
Clair-Mel City, Hillsborough	137
Astatula, Lake	136
Caryville, Washington	134
Babson Park, Polk	134
University Of Miami, Dade	134
Summerland Key, Monroe	133
Orlando, Polk	133
Islamorada, Monroe	131
Missing, Duval	130
Hiawassee, Orange	128
Bokeelia, Lee	128
Center Hill, Sumter	126
Madeira Beach, Pinellas	126
Lauderdale By The Sea, Broward	126
Poinciana, Polk	125
Holt, Okaloosa	124
Lockhart, Orange	123
Sopchoppy, Wakulla	123
Bay Lake, Orange	122
Altoona, Lake	122
Pomona Park, Putnam	120
The Villages, Lake	119
Viera, Brevard	117
Matlacha, Lee	115
Orlando, Broward	115
Mangonia Park, Palm Beach	112
Carrollwood, Hillsborough	112



# COVID-19: characteristics of 1,476,484 Florida resident cases

Data through Jan 11, 2021 verified as of Jan 12, 2021 at 09:25 AM

Data in this report are provisional and subject to change.

The table below includes the cities and counties of residence for cases in Florida residents based on the patient's ZIP Code. Note that city is not always received as part of the initial notification and may be missing while the case is being investigated.

City and county	Cases
Atlantis, Palm Beach	112
Lake Helen, Volusia	108
Missing, Pinellas	108
Rocky Point, Hillsborough	108
Odessa, Pasco	106
Oak Hill, Volusia	106
Osteen, Volusia	105
Steinhatchee, Taylor	104
Hypoluxo, Palm Beach	102
Orlando, Hillsborough	101
Baldwin, Duval	100
Big Pine Key, Monroe	100
Orlando, Volusia	100
Cutler Bay, Dade	98
Grant-Valkaria, Brevard	98
Cloud Lake, Palm Beach	98
South Fort Myers, Lee	97
Placida, Charlotte	97
Clarksville, Calhoun	95
Golden Beach, Dade	95
University Of Fl, Alachua	93
Lady Lake, Sumter	93
Citrus Springs, Citrus	93
Ponce Inlet, Volusia	92
Hollister, Putnam	92
Missing, Broward	91
Panacea, Wakulla	90
Missing, St. Lucie	89
Seville, Volusia	89
Inglis, Levy	89
Sumterville, Sumter	89
San Mateo, Putnam	88
Buena Ventura Lakes, Osceola	86
Temple Terrace, Hillsborough	85
Hampton, Bradford	84
Lutz, Pasco	83
Kendall, Dade	83
Missing, Pasco	83
Waldo, Alachua	82
Maitland, Seminole	82
Harmony, Osceola	81
Dinsmore, Duval	80
Missing, Collier	80
Belleair Beach, Pinellas	79
Brooker, Bradford	79
Lake Hamilton, Polk	79
Christmas, Orange	78
Florahome, Putnam	77
Tierra Verde, Pinellas	76
F M, Lee	76
Bascom, Jackson	74
Callaway, Bay	73
Canal Point, Palm Beach	73
Lamont, Jefferson	73
Fruit Cove, St. Johns	72
Orlando, Palm Beach	72
Lighthouse Point, Broward	72
Orlando, Lake	71
Avon Park, Polk	71

# COVID-19: characteristics of 1,476,484 Florida resident cases

Data through Jan 11, 2021 verified as of Jan 12, 2021 at 09:25 AM

Data in this report are provisional and subject to change.

The table below includes the cities and counties of residence for cases in Florida residents based on the patient's ZIP Code. Note that city is not always received as part of the initial notification and may be missing while the case is being investigated.

City and county	Cases
Pinetta, Madison	71
Paisley, Lake	71
Palma Ceia, Hillsborough	71
Hurlburt Field, Okaloosa	70
Astor, Lake	69
Barefoot Bay, Brevard	68
Missing, Hillsborough	66
University Of Central Florida, Orange	66
University Of South Florida, Hillsborough	66
Missing, Escambia	64
Crystal Beach, Pinellas	63
Tyndall Air Force Base, Bay	63
Welaka, Putnam	63
Ochopee, Collier	63
Air Mail Facility, Dade	62
Stock Island, Monroe	62
Eatonville, Orange	62
Lorida, Highlands	61
The Villages, Marion	61
Bradenton Beach, Manatee	60
Missing, Citrus	60
Fort Denaud, Hendry	59
Ocean Ridge, Palm Beach	58
Campbellton, Jackson	58
Patrick Air Force Base, Brevard	58
Kathleen, Polk	58
Greensboro, Gadsden	58
Bonita Beach, Lee	57
Missing, Lake	57
Princeton, Dade	55
Cedar Key, Levy	54
Boca Grande, Lee	53
North Venice, Sarasota	53
Saint Pete Beach, Pinellas	53
Barry University, Dade	51
Dania Beach, Broward	51
Sunny Isles Beach, Dade	51
Yalaha, Lake	49
Destin, Walton	49
Georgetown, Putnam	49
West Park, Broward	49
Missing, Martin	48
Orlando, Brevard	47
Felda, Hendry	46
North Redington Beach, Pinellas	46
Walnut Hill, Escambia	46
Florida Gulf Coast Univ, Lee	45
Palm Beach Shores, Palm Beach	44
Treasure Island, Pinellas	44
Cinco Bayou, Okaloosa	42
Sewalls Point, Martin	42
Cudjoe Key, Monroe	42
Anna Maria, Manatee	42
Missing, Hernando	41
Micco, Brevard	41
Northdale, Hillsborough	41
Heathrow, Seminole	41
Aloma, Orange	40
Ona, Hardee	40

# COVID-19: characteristics of 1,476,484 Florida resident cases

Data through Jan 11, 2021 verified as of Jan 12, 2021 at 09:25 AM

Data in this report are provisional and subject to change.

The table below includes the cities and counties of residence for cases in Florida residents based on the patient's ZIP Code. Note that city is not always received as part of the initial notification and may be missing while the case is being investigated.

City and county	Cases
Bellview, Escambia	40
Singer Island, Palm Beach	40
Reunion, Osceola	39
University Of Tampa, Hillsborough	39
Miromar Lakes, Lee	39
Lake Suzy, Desoto	39
Missing, Clay	38
Town N Country, Hillsborough	38
Manalapan, Palm Beach	38
Village Of Wellington, Palm Beach	37
Salt Springs, Marion	37
Highland City, Polk	36
Terra Ceia, Manatee	36
Mexico Beach, Bay	36
Orlando, Pinellas	36
Miami Springs, Dade	35
Eaton Park, Polk	35
Orlando, Leon	35
City Of Sunrise, Broward	34
Naranja, Dade	34
Ebro, Washington	34
University Of Central Fl, Orange	34
Flemington, Marion	34
Miami, Unknown	33
Okahumpka, Lake	33
Missing, Seminole	33
Missing, Monroe	33
Saint Leo, Pasco	32
Enterprise, Volusia	32
Duette, Manatee	32
Waverly, Polk	32
Intercession City, Osceola	32
Highland Beach, Palm Beach	31
Missing, Indian River	31
Missing, Manatee	31
Kenansville, Osceola	31
Gulf Breeze, Escambia	30
Missing, Nassau	30
Palm Shores, Brevard	30
Missing, Okaloosa	29
Bonita Springs, Collier	28
Missing, Sumter	28
Bay Pines, Pinellas	27
Hialeah Gardens, Dade	27
Pensacola Beach, Santa Rosa	27
Florida State, Leon	26
Caryville, Holmes	26
Jupiter, Martin	26
Bayonet Point, Pasco	26
Key Colony Beach, Monroe	26
Lulu, Columbia	25
Nocatee, Desoto	25
Dowling Park, Suwannee	25
South Palm Beach, Palm Beach	25
Univ Of Fl Student Dorms, Alachua	25
Village Wellington, Palm Beach	25
Florence Villa, Polk	25
Kinard, Calhoun	25
Bagdad, Santa Rosa	25

# COVID-19: characteristics of 1,476,484 Florida resident cases

Data through Jan 11, 2021 verified as of Jan 12, 2021 at 09:25 AM

Data in this report are provisional and subject to change.

The table below includes the cities and counties of residence for cases in Florida residents based on the patient's ZIP Code. Note that city is not always received as part of the initial notification and may be missing while the case is being investigated.

City and county	Cases
Green Acres, Palm Beach	25
Penney Farms, Clay	25
Miami Shores, Dade	25
Tice, Lee	25
South Miami Heights, Dade	25
Winter Garden, Lake	25
Labelle, Glades	24
Missing, Walton	24
North Bay Village, Dade	24
Missing, Polk	24
Santa Fe, Alachua	24
Orlando, Pasco	24
Homosassa Springs, Citrus	23
Lacoochee, Pasco	23
Poinciana, Osceola	23
Pasadena, Pinellas	23
Orlando, Duval	23
Florida International Univ, Dade	23
Chokoloskee, Collier	23
Florida Dept Of Corrections, Union	22
Hallandale Beach, Broward	22
Tangerine, Orange	22
Mcintosh, Marion	22
Tioga, Alachua	22
Earleton, Alachua	22
Goulds, Dade	21
Florida A And M University, Leon	21
Siesta Key, Sarasota	21
Horseshoe Beach, Dixie	21
Palmdale, Glades	20
La Crosse, Alachua	20
Orlando, Marion	20
Fort Lauderdale, Dade	20
Eloise, Polk	20
Indian Lake Estates, Polk	19
Stetson University, Volusia	19
Sun City, Hillsborough	19
Venus, Highlands	19
Balm, Hillsborough	19
New Smyrna, Volusia	19
Cortez, Manatee	19
Bradley, Polk	19
Ponte Vedra, Duval	19
Bonifay, Washington	19
Lealman, Pinellas	19
Sparr, Marion	19
Sydney, Hillsborough	19
University Of Central Florida, Broward	18
Homeland, Polk	18
City Of Westlake, Palm Beach	18
Little Torch Key, Monroe	18
Hawthorne, Putnam	18
Westchase, Hillsborough	18
Babcock Ranch, Lee	18
Sugarloaf Key, Monroe	18
Branford, Lafayette	18
Missing, Osceola	18
Orange Lake, Marion	17
Saint Marks, Wakulla	17

# COVID-19: characteristics of 1,476,484 Florida resident cases

Data through Jan 11, 2021 verified as of Jan 12, 2021 at 09:25 AM

Data in this report are provisional and subject to change.

The table below includes the cities and counties of residence for cases in Florida residents based on the patient's ZIP Code. Note that city is not always received as part of the initial notification and may be missing while the case is being investigated.

City and county	Cases
Apopka, Lake	17
Perdido Key, Escambia	17
Orlando, Alachua	17
Ridge Manor, Pasco	17
Bostwick, Putnam	17
Long Key, Monroe	17
Bayshore Gardens, Manatee	17
Crystal Springs, Pasco	16
Alturas, Polk	16
Champions Gate, Polk	16
Yankeetown, Levy	16
Graceville, Holmes	16
West Panama City Beach, Bay	16
Mexico Beach, Gulf	16
Wabasso, Indian River	16
Bonaventure, Broward	16
Pine Hills, Orange	15
Mango, Hillsborough	15
Maitland, Volusia	15
Candler, Marion	15
Lowell, Marion	15
Wausau, Washington	15
Paxton, Walton	15
Loughman, Polk	15
Murdock, Charlotte	14
Plymouth, Orange	14
Winter Park, Polk	14
Laud-By-The-Sea, Broward	14
Pembroke Park, Broward	14
Pine Castle, Orange	14
White Springs, Columbia	14
University Of Central Fl, Hillsborough	14
Miami, Broward	14
Gulf Stream, Palm Beach	14
Indian River Shores, Indian River	14
Orlando, Manatee	14
Ocoee, Lake	14
Village Of Palmetto Bay, Dade	14
Florida International University, Dade	14
Goodland, Collier	14
Mount Dora, Orange	14
Missing, Flagler	13
Tallevast, Manatee	13
Orlando, Lee	13
Gulf Hammock, Levy	13
Hernando Beach, Hernando	13
Parker, Bay	13
Orlando, Flagler	13
Jensen Beach, St. Lucie	13
Everglades City, Collier	13
Woodville, Leon	13
Maitland, Polk	13
Forest City, Orange	12
Fort Ogden, Desoto	12
Westlake, Palm Beach	12
Fort Charlotte, Charlotte	12
Wewahitchka, Calhoun	12
Zellwood, Lake	12
Golden Oak, Orange	12

# COVID-19: characteristics of 1,476,484 Florida resident cases

Data through Jan 11, 2021 verified as of Jan 12, 2021 at 09:25 AM

Data in this report are provisional and subject to change.

The table below includes the cities and counties of residence for cases in Florida residents based on the patient's ZIP Code. Note that city is not always received as part of the initial notification and may be missing while the case is being investigated.

City and county	Cases
Pensacola Beach, Escambia	12
Lakeshore, Polk	12
Maitland, Osceola	12
Holder, Citrus	11
Gonzalez, Escambia	11
Saint Johns, Duval	11
High Springs, Gilchrist	11
Nalcrest, Polk	11
Maxville, Duval	11
Hollywood, Dade	11
Jacksonville, Unknown	11
Buckingham, Lee	11
Archer, Levy	11
Daytona Beach Shores, Volusia	11
Unknown, Dade	11
Saint George Island, Franklin	11
Long Boat Key, Manatee	11
Lake City, Suwannee	11
Missing, Columbia	10
Telogia, Liberty	10
Trilby, Pasco	10
Redington Shores, Pinellas	10
Choctaw Beach, Okaloosa	10
Brooksville, Pasco	10
Trenton, Levy	10
Ramrod Key, Monroe	10
Watersound, Walton	10
Rosemary Beach, Walton	10
Shady Hills, Pasco	10
Greenville, Taylor	10
Graham, Bradford	10
Apopka, Volusia	10
Passport, Unknown	10
Union Park, Orange	10
Leisure City, Dade	10
Laurel Hill, Walton	10
Durant, Hillsborough	10
Wahneta, Polk	10
Perrine, Dade	9
Roseland, Indian River	9
Dade City, Hernando	9
Missing, Bay	9
Orlando, Escambia	9
Suwannee, Dixie	9
Hillsboro Beach, Broward	9
Rubonia, Manatee	9
Steinhatchee, Dixie	9
Indian Creek Village, Dade	9
Lamont, Madison	9
Johns Pass Village, Pinellas	9
Lake Buena Vista, Orange	9
University Park, Manatee	9
Saint Lucie West, St. Lucie	9
Belleair Bluffs, Pinellas	9
Lake Como, Putnam	9
Orlando, Okaloosa	9
Cottdondale, Washington	9
Missing, Taylor	9
Otter Creek, Levy	9



# COVID-19: characteristics of 1,476,484 Florida resident cases

Data through Jan 11, 2021 verified as of Jan 12, 2021 at 09:25 AM

Data in this report are provisional and subject to change.

The table below includes the cities and counties of residence for cases in Florida residents based on the patient's ZIP Code. Note that city is not always received as part of the initial notification and may be missing while the case is being investigated.

City and county	Cases
Palma Sola, Manatee	9
Davenport, Osceola	8
Maitland, Hillsborough	8
Hialeah, Unknown	8
Jerome, Collier	8
Lake Monroe, Seminole	8
Ferndale, Lake	8
Florida State Univ Admin, Leon	8
Forest City, Seminole	8
Ozona, Pinellas	8
Missing, Holmes	8
Missing, Putnam	8
Braden River, Manatee	8
Fanning Springs, Gilchrist	8
Nichols, Polk	8
Mount Plymouth, Lake	8
Orlando, St. Lucie	8
West Delray Beach, Palm Beach	8
Webster, Hernando	8
University Of Central Fl, Martin	7
N/A, Unknown	7
Salem, Taylor	7
Evinston, Alachua	7
Kingsley Lake, Bradford	7
Cypress, Jackson	7
Los Angeles, Dade	7
Hutchinson Island, St. Lucie	7
Orlando, Sarasota	7
Kissimmee, Orange	7
Beverly Beach, Flagler	7
Pine Ridge, Citrus	7
Innovation, Pasco	7
Citrus Ridge, Indian River	7
Ponce De Leon, Walton	7
Redington Beach, Pinellas	7
Missing, Sarasota	7
Maitland, Lake	7
Sea Ranch Lakes, Broward	6
Winderemere, Orange	6
East Lake, Marion	6
Gibsonia, Polk	6
Switzerland, St. Johns	6
Aripeka, Pasco	6
Grandin, Putnam	6
Palm City, St. Lucie	6
Ocoee, Osceola	6
River Ranch, Polk	6
Quail Heights, Dade	6
Cross Creek, Alachua	6
Niceville, Walton	6
Missing, Jackson	6
Lloyd, Jefferson	6
Orchid, Indian River	6
Morriston, Marion	6
Duck Key, Monroe	6
Fernandina, Nassau	6
Missing, Suwannee	6
Missing, Unknown	6
Seacrest, Walton	6

# COVID-19: characteristics of 1,476,484 Florida resident cases

Data through Jan 11, 2021 verified as of Jan 12, 2021 at 09:25 AM

Data in this report are provisional and subject to change.

The table below includes the cities and counties of residence for cases in Florida residents based on the patient's ZIP Code. Note that city is not always received as part of the initial notification and may be missing while the case is being investigated.

City and county	Cases
Orlando, St. Johns	6
Orange Springs, Marion	6
Virginia Gardens, Dade	6
Port Saint John, Brevard	6
Missing, Alachua	6
Mayport Naval Station, Duval	6
Lake Butler, Bradford	6
Grant Valkaria, Brevard	6
Briny Breezes, Palm Beach	6
Basinger, Okeechobee	6
Citrus Hills, Citrus	6
Eatonville, Polk	5
Winter Garden, Osceola	5
Windermere, Alachua	5
Orlando, Collier	5
Orlando, Hernando	5
Okeechobee, Martin	5
Lakewood Ranch, Sarasota	5
Longboat Key, Sarasota	5
Psl, Unknown	5
Ybor City, Hillsborough	5
Miccosukee, Leon	5
Keystone Heights, Bradford	5
Copeland, Collier	5
Fairfield, Marion	5
Captiva, Lee	5
Seybold, Dade	5
Stuart, St. Lucie	5
Putnam Hall, Putnam	5
Pass, Unknown	5
Winter Park, Broward	5
Valkaria, Brevard	5
Orlando, Charlotte	5
White City, Gulf	5
Winter Garden, Seminole	5
Worthington Springs, Union	5
Ebro, Bay	5
Deer Island, Lake	5
Barberville, Volusia	5
Grove City, Charlotte	5
Westchester, Dade	5
Wildlight, Nassau	5
Missing, Highlands	5
Apopka, Broward	5
Glen Ridge, Palm Beach	4
Goldenrod, Seminole	4
Orlando, Highlands	4
Missing, Hendry	4
Scottsmoor, Brevard	4
Port Salerno, Martin	4
Orlando, Bay	4
Ocean Breeze, Martin	4
Hialeah, Broward	4
Melrose, Bradford	4
Alys Beach, Bay	4
Eglin, Okaloosa	4
Orlando, Santa Rosa	4
Shady Grove, Taylor	4
Tampa, Pinellas	4

# COVID-19: characteristics of 1,476,484 Florida resident cases

Data through Jan 11, 2021 verified as of Jan 12, 2021 at 09:25 AM

Data in this report are provisional and subject to change.

The table below includes the cities and counties of residence for cases in Florida residents based on the patient's ZIP Code. Note that city is not always received as part of the initial notification and may be missing while the case is being investigated.

City and county	Cases
Holt, Santa Rosa	4
Inlet Beach, Bay	4
Maitland, Leon	4
Laurel, Sarasota	4
Missing, Leon	4
Milton, Escambia	4
Mayport, Duval	4
University Of Central Florida, Brevard	4
West Bradenton, Manatee	4
Windermere, Leon	4
Punta Gorda, Lee	4
Okeechobee, Glades	4
Orlando, Columbia	4
Orlando, Indian River	4
Saint Augustine Beach, St. Johns	4
Eau Gallie, Brevard	4
Indian Shores, Pinellas	4
Loxahatchee Groves, Palm Beach	4
Live Oak, Madison	4
Clarcona, Orange	4
Pensacola, Unknown	4
Miami Gardens, Unknown	4
Miramar, Dade	4
Missing, Calhoun	4
Naples, Lee	4
Newberry, Gilchrist	4
Okeechobee, Osceola	4
Fort Lauderdale, Palm Beach	4
Clewiston, Palm Beach	4
Branford, Gilchrist	4
Oneco, Manatee	4
Orlando, Citrus	4
Wakulla Springs, Wakulla	4
International Service Center, Dade	4
Elfers, Pasco	4
Alafaya, Broward	4
Williston, Marion	4
Saint Augustine, Duval	4
El Jobean, Charlotte	4
Hinsdale, Manatee	4
Bella Collina, Lake	4
Orange Park, Duval	4
Nobleton, Hernando	4
Missing, Washington	3
Ocean Reef Club, Monroe	3
Mims, Volusia	3
Jonesville, Alachua	3
Julington Creek, St. Johns	3
Apopka, Hillsborough	3
East Rockland Key, Monroe	3
Point Washington, Walton	3
University Of Central Fl, Seminole	3
Seacrest, Bay	3
Vero Beach, St. Lucie	3
Bowling Green, Polk	3
Fernandina Beach, Duval	3
Fpo, Duval	3
Day, Lafayette	3
Crestview, Walton	3

# COVID-19: characteristics of 1,476,484 Florida resident cases

Data through Jan 11, 2021 verified as of Jan 12, 2021 at 09:25 AM

Data in this report are provisional and subject to change.

The table below includes the cities and counties of residence for cases in Florida residents based on the patient's ZIP Code. Note that city is not always received as part of the initial notification and may be missing while the case is being investigated.

City and county	Cases
Cypress Gardens, Polk	3
Crescent Beach, Sarasota	3
Hollywood, Unknown	3
Indian Rock Beach, Pinellas	3
Inglis, Citrus	3
Monticello, Madison	3
Mayport Naval Housing, Duval	3
Vernon, Bay	3
Windermere, Palm Beach	3
Winter Park, Brevard	3
Samoset, Manatee	3
San Fernando, Unknown	3
Pompano Beach, Palm Beach	3
Bristol, Calhoun	3
Bayou George, Bay	3
Babcock Ranch, Charlotte	3
Conch Key, Monroe	3
Coraopolis, Citrus	3
Chicago, Lee	3
North Fort Myers, Charlotte	3
Kissimmee, Unknown	3
Jacksonville, Alachua	3
Jacksonville Naval Air Station, Duval	3
San Carlos Park, Lee	3
Orlando, Jackson	3
Sorrento, Orange	3
Umatilla, Marion	3
Orlando, Nassau	3
Sugarloaf, Monroe	3
Westville, Walton	3
Winter Garden, Leon	3
Haines Creek, Lake	3
Glenwood, Volusia	3
Ft Pierce, St. Lucie	3
Lamont, Taylor	3
Lynbrook, Broward	3
Lakeland, Hillsborough	3
Lake Geneva, Clay	3
Miami Gardens, Broward	3
Hallandale Beach, Unknown	3
Deerfield Beach, Palm Beach	3
Blountstown, Liberty	3
Saint Augusaintine Beach, St. Johns	3
Orlando, Martin	3
Port Saint Lucie, Martin	3
Port Charlotte, Unknown	3
Windermere, Seminole	3
Village Of Golf, Palm Beach	3
Jacksonville, Clay	3
Apopka, Dade	3
Sunny Hills, Washington	3
Orlando, Union	3
Winter Park, Alachua	3
Winter Park, Leon	3
Winter Park, Osceola	3
Mid Florida, Seminole	3
Margate, Unknown	3
Maitland, Pasco	3
Highland Park, Polk	3

# COVID-19: characteristics of 1,476,484 Florida resident cases

Data through Jan 11, 2021 verified as of Jan 12, 2021 at 09:25 AM

Data in this report are provisional and subject to change.

The table below includes the cities and counties of residence for cases in Florida residents based on the patient's ZIP Code. Note that city is not always received as part of the initial notification and may be missing while the case is being investigated.

City and county	Cases
Winter Garden, Polk	3
Pp, Unknown	3
Winter Park, Lake	3
Woodside, Broward	3
University Of Central Florida, Palm Beach	3
Lanark Village, Franklin	3
Labelle, Lee	3
Ocoee, Broward	3
Orem, Palm Beach	3
Apopka, Osceola	3
Brewton, Escambia	3
Cassadaga, Volusia	2
Hialeah Lakes, Dade	2
Fort Walton Beach, Walton	2
Dunnellon, Levy	2
Orlando, Holmes	2
Orlando, Sumter	2
Moore Haven, Hendry	2
Naples, Broward	2
Lake Harbor, Palm Beach	2
University Of Central Florida, Pinellas	2
University Of Central Fl, Dade	2
University Of Central Fl, Osceola	2
Sumatra, Liberty	2
Windermere, Polk	2
Winter Garden, Brevard	2
Wimauma, Manatee	2
Provo, Broward	2
Portland, Unknown	2
Pp, Dade	2
Tangerine, Lake	2
Winter Garden, Hillsborough	2
Pass, Dade	2
Jacksonville, Dade	2
Madison, Unknown	2
Los Angeles, Broward	2
Lockhart, Seminole	2
Florida Power & Light Co, Dade	2
Amelia City, Nassau	2
Alligator Point, Wakulla	2
West Palm Beach, Dade	2
Oklawaha, Marion	2
Olustee, Baker	2
Ocoee, Duval	2
Tarpon Springs, Pasco	2
Apopka, Flagler	2
Apopka, Marion	2
Apopka, Sarasota	2
Bonifay, Jackson	2
Clermont, Polk	2
Doctors Inlet, Clay	2
Deland, Lake	2
Greenville, Jefferson	2
Fort Pierce, Martin	2
Lecanto, Marion	2
Ludlam, Dade	2
Winter Garden, Broward	2
Winter Garden, Dade	2
Windermere, Osceola	2

# COVID-19: characteristics of 1,476,484 Florida resident cases

Data through Jan 11, 2021 verified as of Jan 12, 2021 at 09:25 AM

Data in this report are provisional and subject to change.

The table below includes the cities and counties of residence for cases in Florida residents based on the patient's ZIP Code. Note that city is not always received as part of the initial notification and may be missing while the case is being investigated.

City and county	Cases
Winter Park, St. Johns	2
Orlando, Unknown	2
Saint Petersburg, Hillsborough	2
Seven Springs, Pasco	2
Upper Key Largo, Monroe	2
Alligator Point, Franklin	2
Coconut Creek, Unknown	2
Crawfordville, Leon	2
Immokalee, Lee	2
Eatonville, Lake	2
Fort Lauderdale, Unknown	2
Fort Myers, Unknown	2
Miami, Palm Beach	2
None, Dade	2
Mount Pleasant, Gadsden	2
Lutz, Pinellas	2
Lawtey, Union	2
Los Angeles, Okaloosa	2
Land O Lakes, Hillsborough	2
Milligan, Okaloosa	2
Missing, Okeechobee	2
Lakeland, Unknown	2
Fort Lauderdale, Alachua	2
Cross City, Taylor	2
Carl Fisher, Dade	2
Boca Raton, Broward	2
Windermere, Lake	2
Winter Park, Highlands	2
Red Bay, Holmes	2
Saint Marys, Nassau	2
Wacissa, Jefferson	2
Ocoee, Leon	2
Orlo Vista, Orange	2
Port Saint Lucie, Palm Beach	2
University Of Central Florida, Lee	2
Vero Beach, Unknown	2
Wauchula, Desoto	2
Tampa, Hernando	2
Summerfield, Unknown	2
Ormond Beach, Flagler	2
Panama City, Unknown	2
Pompano Beach, Unknown	2
Sebring, Desoto	2
Winter Park, Dade	2
Yeehaw, Okeechobee	2
Jacksonville Naval Hospital, Duval	2
Jacksonville, Nassau	2
Longview, Dade	2
Hosford, Calhoun	2
Okeechobee, Lake	2
Noma, Holmes	2
Melrose, Clay	2
Mesa, Unknown	2
Cape Haze, Charlotte	2
000000, Unknown	2
Boynton Beach, Broward	2
Port Canaveral, Brevard	2
Sunrise, Unknown	2
Seguin, Unknown	2



# COVID-19: characteristics of 1,476,484 Florida resident cases

Data through Jan 11, 2021 verified as of Jan 12, 2021 at 09:25 AM

Data in this report are provisional and subject to change.

The table below includes the cities and counties of residence for cases in Florida residents based on the patient's ZIP Code. Note that city is not always received as part of the initial notification and may be missing while the case is being investigated.

City and county	Cases
Oakland Park, Unknown	2
Weirdale, Lake	2
Tampa, Broward	2
Marysville, Dade	2
Island Grove, Alachua	2
Green Cove Springs, Duval	2
Claysville, Hernando	2
Cibolo, Orange	2
Dade City, Unknown	2
Cross Key, Monroe	2
Cape San Blas, Gulf	2
Venice, Dade	2
Union, Manatee	2
University Of Central Fl, Broward	2
Sand Lake, Orange	2
Sandestin, Walton	2
Windermere, Hillsborough	2
Winter Park, Collier	2
Winter Park, Duval	2
Winter Park, Hillsborough	2
At Large, Broward	2
Alys Beach, Walton	2
Anastasia Island, St. Johns	2
Alford, Washington	2
Apopka, Duval	2
Jupiter Island, Martin	2
Labelle, Collier	2
Lauderhill, Unknown	2
Long Beach, Orange	2
Longwood, Unknown	2
Miramar, Unknown	2
Maitland, Palm Beach	2
Miami, Martin	2
Okeechobee, Highlands	2
New Port Richey, Hillsborough	2
Newaygo, Charlotte	1
North Port, Charlotte	1
Na, Dade	1
Naples, Leon	1
Milford, Bay	1
Miami Beach, Unknown	1
Mattoon, Lee	1
Missing, Desoto	1
Los Angeles, Orange	1
Marianna, Leon	1
Marianna, Washington	1
Mary Esther, Hillsborough	1
Littleton, St. Johns	1
Lecanto, Palm Beach	1
Lake Worth, Unknown	1
Lake Como, Nassau	1
Lake In The Hills, Broward	1
Jupiter, Pinellas	1
Kansas City, Palm Beach	1
Indianapolis, Lee	1
Jena, Taylor	1
Belle Isle, Seminole	1
Boys Ranch, Suwannee	1
Coal City, Pasco	1

# COVID-19: characteristics of 1,476,484 Florida resident cases

Data through Jan 11, 2021 verified as of Jan 12, 2021 at 09:25 AM

Data in this report are provisional and subject to change.

The table below includes the cities and counties of residence for cases in Florida residents based on the patient's ZIP Code. Note that city is not always received as part of the initial notification and may be missing while the case is being investigated.

City and county	Cases
Celebration, Orange	1
Chicago, Broward	1
Commerce Township, Manatee	1
Crawfordville, Alachua	1
Crescent City, Marion	1
Crestview, Unknown	1
Altamonte Springs, Orange	1
Addison, Pasco	1
Alafaya, Dade	1
Apo, Collier	1
Apopka, Alachua	1
Apopka, Citrus	1
Austin, Dade	1
Azalea Park, Broward	1
Arabi, Orange	1
Big Torch Key, Monroe	1
Black, Holmes	1
Boca Raton, Lee	1
Bonifay, Unknown	1
Bonnie, St. Johns	1
Delray Beach, Broward	1
Fort Lauderdale, Lee	1
Fort Pierce, Brevard	1
Fort Worth, Broward	1
Franklin, Orange	1
Gainesville, Santa Rosa	1
High Springs, Columbia	1
Gwynn Oak, Polk	1
Winter Park, Manatee	1
Winter Park, Palm Beach	1
Winter Park, Volusia	1
Winter Springs, Orange	1
Youngstown, Washington	1
Zellwood, Brevard	1
Zellwood, Osceola	1
Winnetka, Dade	1
Scottsdale, Brevard	1
Saint Petersburg, Duval	1
Port Saint Lucie, Marion	1
Port St Luice, Unknown	1
Port St. Lucie, St. Lucie	1
Roswell, Bay	1
Ruskin, Dade	1
Ruskin, Manatee	1
Pompano Beach, Dade	1
Pompano Beach, Osceola	1
Port Charlotte, Lee	1
Pine Hills, Polk	1
Pensacola Naval Hospital, Escambia	1
Pace, Escambia	1
Painted Post, Pasco	1
Palatka, Marion	1
Tavares, Unknown	1
Temple, Palm Beach	1
St Peterburg, Orange	1
Stiamk, Dade	1
Sun City Center, Lee	1
Surfside Beach, Orange	1
Wabasha, Clay	1

# COVID-19: characteristics of 1,476,484 Florida resident cases

Data through Jan 11, 2021 verified as of Jan 12, 2021 at 09:25 AM

Data in this report are provisional and subject to change.

The table below includes the cities and counties of residence for cases in Florida residents based on the patient's ZIP Code. Note that city is not always received as part of the initial notification and may be missing while the case is being investigated.

City and county	Cases
Unknown, Duval	1
Upland, Manatee	1
West Hollywood, Broward	1
Waverly, Duval	1
Weston, Unknown	1
Wildwood, Lee	1
West Palm Beach, Unknown	1
Canton, Duval	1
Bradenton, Lee	1
Callahan, Duval	1
Bogota, Unknown	1
Alafaya, Pinellas	1
Apopka, Leon	1
Alachua, Suwannee	1
Atlanta, Walton	1
Attalla, Broward	1
Auburn, Palm Beach	1
Autaugaville, Broward	1
Azalea Park, Lake	1
Azalea Park, Polk	1
Crystal River, Marion	1
Dalecity, Okaloosa	1
Deerfield Beach, Polk	1
Defuniak Springs, Okaloosa	1
Clarcona, Seminole	1
Clearwater, Leon	1
Crestview, Broward	1
Fleming Island, Duval	1
Gainesville, Levy	1
Eatonville, Hillsborough	1
Greensboro, Leon	1
Glen Cove, Unknown	1
Glen Saint Mary, Duval	1
Jacksonville, Baker	1
Jupiter Inlet, Palm Beach	1
Jzx, Unknown	1
Key West, Palm Beach	1
Kilgore, Dade	1
Lake Forest, Collier	1
Irmo, Unknown	1
Macclenny, Dixie	1
Madison, Jefferson	1
Land O Lakes, Unknown	1
Landolakes, Unknown	1
Lawton, Okaloosa	1
Lima, Volusia	1
Metter, Manatee	1
Miamksaohes, Dade	1
Miami Dade, Unknown	1
Monument, Broward	1
Morrisville, Palm Beach	1
Mokena, Lee	1
Missing, Lafayette	1
Twentynine Palms, Broward	1
University Of Central Florida, Duval	1
Vernon, Walton	1
Venezuela, Unknown	1
Xifamk, Dade	1
Winfield, Hillsborough	1

# COVID-19: characteristics of 1,476,484 Florida resident cases

Data through Jan 11, 2021 verified as of Jan 12, 2021 at 09:25 AM

Data in this report are provisional and subject to change.

The table below includes the cities and counties of residence for cases in Florida residents based on the patient's ZIP Code. Note that city is not always received as part of the initial notification and may be missing while the case is being investigated.

City and county	Cases
Winter Garden, Lee	1
Winter Garden, Unknown	1
Winter Park, Bay	1
West Miami, Unknown	1
Whippany, Volusia	1
Ocala, Duval	1
North Porte, Unknown	1
Notrealville, Polk	1
Okeechobi, Unknown	1
Ocoee, Manatee	1
North Brunswick, St. Lucie	1
North Lauderdale, Unknown	1
Orlando, Clay	1
Orem, Dade	1
Orlando, Gadsden	1
Orlando, Walton	1
Oviedo, Lake	1
Panomo City, Bay	1
St Cloud, Orange	1
Surprise, Unknown	1
Syracuse, Unknown	1
San Marcos, Unknown	1
Sarasota, Unknown	1
Pooler, Broward	1
Pensacola, Dade	1
Plantation Key, Monroe	1
Plantation, Leon	1
Ridgewood, Lee	1
Roseville, Broward	1
Saint Petersburg, Bay	1
Port St. Lucie, Unknown	1
Putnam, Putnam	1
Bonita, Lee	1
Belle Isle, Duval	1
Bocaraten, Palm Beach	1
Bronson, Alachua	1
Brooker, Alachua	1
Brandon, Pinellas	1
Alva, Escambia	1
Arcadia, Highlands	1
Baker, Santa Rosa	1
Armstrong, St. Johns	1
Atl, Brevard	1
Belleville, Palm Beach	1
Belmont, Santa Rosa	1
Blountstown, Broward	1
Cincinnati, Dade	1
Champions Gate, Osceola	1
Davie, Unknown	1
Dayton, Orange	1
Floral, Okaloosa	1
Edgewood, Broward	1
Dfafs, Okaloosa	1
Mayaguez, Dade	1
Macclenny, Duval	1
Mantua, Broward	1
Middletown, Osceola	1
Murrieta, Seminole	1
Monroe, Hillsborough	1

# COVID-19: characteristics of 1,476,484 Florida resident cases

Data through Jan 11, 2021 verified as of Jan 12, 2021 at 09:25 AM

Data in this report are provisional and subject to change.

The table below includes the cities and counties of residence for cases in Florida residents based on the patient's ZIP Code. Note that city is not always received as part of the initial notification and may be missing while the case is being investigated.

City and county	Cases
North Laud, Unknown	1
Ocoee, Unknown	1
Oldsrav, Manatee	1
Hoosick Falls, Broward	1
Hialeahgardens, Dade	1
Greenbrier, Bay	1
Gibsonston, Unknown	1
Gainesville, Okaloosa	1
Longwood, Broward	1
Lucedale, St. Lucie	1
Kure Beach, Monroe	1
Lakeland, Palm Beach	1
Interlachen, Duval	1
Wtixrat, Dade	1
Windermere, Volusia	1
Sharpes, Brevard	1
Sanford, Orange	1
Saint Petersburg, Charlotte	1
Puerto Rico, Unknown	1
Randolph, Orange	1
Refused, Unknown	1
Saint Lucie Village, St. Lucie	1
Powell, Lee	1
Perth Amboy, Hillsborough	1
Pembroke Pines, Dade	1
Pensacola, Sumter	1
Paducah, Manatee	1
Trenton, Dixie	1
Uknown, Unknown	1
Toms River, Lee	1
Tourist, Dade	1
Sunrtise, Dade	1
Tallahassee, Gadsden	1
Tallahassee, Madison	1
Westlake Village, Unknown	1
Watersound, Bay	1
Unk, Duval	1
Ventura, Orange	1
Prattville, Hillsborough	1
Prestonsburg, Bay	1
Quincy, Jackson	1
Rapid City, Broward	1
Russellville, Bay	1
Piasa, Putnam	1
Palmetto, Pasco	1
Pass-A-Grille Beach, Pinellas	1
Pembroke Lakes, Broward	1
Other, Dade	1
Palmetto Bay, Palm Beach	1
New Middletown, Hillsborough	1
Orlando, Putnam	1
Waipahu, Santa Rosa	1
Ward, Polk	1
Wellborn, Columbia	1
Summnmerville, Unknown	1
Venetian Islands, Dade	1
Syracuse, Polk	1
Tallahassee, Dade	1
Tamarac, Dade	1

# COVID-19: characteristics of 1,476,484 Florida resident cases

Data through Jan 11, 2021 verified as of Jan 12, 2021 at 09:25 AM

Data in this report are provisional and subject to change.

The table below includes the cities and counties of residence for cases in Florida residents based on the patient's ZIP Code. Note that city is not always received as part of the initial notification and may be missing while the case is being investigated.

City and county	Cases
Tavares, Orange	1
Topsham, Manatee	1
Town Of Nocatee, St. Johns	1
Unkn, Duval	1
Saint Joseph, Volusia	1
San Antonio, Orange	1
Seminole, Leon	1
Suitland, Volusia	1
Shirley, Flagler	1
Woodbine, Nassau	1
Winter Garden, Duval	1
West Yarmouth, St. Lucie	1
Winter Garden, Marion	1
Winter Park, Citrus	1
Winter Park, Hendry	1
Belle Isle, Osceola	1
Bel Air, Collier	1
Alachua, Duval	1
Alpharetta, Broward	1
Apopka, Brevard	1
Apopka, Clay	1
Apopka, Polk	1
Asheville, Highlands	1
Astoria, Broward	1
Bartow, Hardee	1
Carmel, Orange	1
Caracas, Dade	1
Boston, Broward	1
Brooklyn, Broward	1
Brooklyn, Dade	1
Brooklyn, Lee	1
Dallas, Hernando	1
Coconut Ck, Unknown	1
Chicago, Unknown	1
Fort Lauderdale, Leon	1
Fort White, Clay	1
Deer Park, Dade	1
Deerfield Beach, Unknown	1
Deland, Seminole	1
Deltona, Seminole	1
Doral, Unknown	1
Downingtown, Hillsborough	1
Dpo, Santa Rosa	1
Garden City, Alachua	1
Gaylord, Orange	1
Gotcha, Orange	1
Greensburg, Palm Beach	1
Fisher Island, Unknown	1
Hallandale, Unknown	1
Gurabo, Osceola	1
Hernando, Marion	1
Hialeah, Collier	1
Helen, Bay	1
Lake Butler, Alachua	1
Kingsland, Nassau	1
Knoxville, Bay	1
Indian Rocks Beach, Duval	1
Key West, Duval	1
Keys West, Unknown	1



# COVID-19: characteristics of 1,476,484 Florida resident cases

Data through Jan 11, 2021 verified as of Jan 12, 2021 at 09:25 AM

Data in this report are provisional and subject to change.

The table below includes the cities and counties of residence for cases in Florida residents based on the patient's ZIP Code. Note that city is not always received as part of the initial notification and may be missing while the case is being investigated.

City and county	Cases
Hoclywsod, Dade	1
Hiawassee, Osceola	1
Homeless, Hillsborough	1
Homeless, Monroe	1
Homeless, Pinellas	1
Inwood, Broward	1
Irvine, Marion	1
Jefferson, Dade	1
Jonesboro, Leon	1
Jupiter, Dade	1
Jupiter, St. Lucie	1
Kenilworth, Leon	1
Monroe Township, Palm Beach	1
Moore Haven, Okeechobee	1
Morrisville, Unknown	1
Milford, Lee	1
Missing, Levy	1
North Palm Beach, Orange	1
Northport, Sarasota	1
Oakland, Lee	1
Las Vegas, Palm Beach	1
Ldhl, Broward	1
Little Neck, Lee	1
Micanopy, Marion	1
Mckinney, Broward	1
Miamc, Dade	1
Louisville, Manatee	1
Los Angeles Ca, Unknown	1
Lewisburg, Pasco	1
Littleton, Dade	1
Maitland, Dade	1
Lake City, Hamilton	1
Jerusalem, St. Johns	1
La Grange, Dade	1
Navarre, Okaloosa	1
New Orleans, Palm Beach	1
Newark, Broward	1
Newburgh, Bay	1
North Pole, Seminole	1
North Port, Lee	1
Marshall, Dade	1
Miami Lakes, Unknown	1
Miami, Hillsborough	1
Miami, Orange	1
Middlesburg, Duval	1
Missing, Hardee	1
Fort Pierce, Unknown	1
Gotha, Palm Beach	1
Eatonville, Osceola	1
Cypress, Leon	1
Edgewood, Osceola	1
Homeless, Polk	1
Homosassa, Hernando	1
Harrison, Pinellas	1
Granada Hills, Broward	1
Hailandale, Unknown	1
Hialeah, Bay	1
Clermont, Osceola	1
Clewiston, Glades	1

# COVID-19: characteristics of 1,476,484 Florida resident cases

Data through Jan 11, 2021 verified as of Jan 12, 2021 at 09:25 AM

Data in this report are provisional and subject to change.

The table below includes the cities and counties of residence for cases in Florida residents based on the patient's ZIP Code. Note that city is not always received as part of the initial notification and may be missing while the case is being investigated.

City and county	Cases
Deland, St. Lucie	1
Deltona, Orange	1
Cartersville, Unknown	1
Anaheim, Unknown	1
Alafaya, Palm Beach	1
Athens, Duval	1
Bogota, Orange	1
Bradington, Manatee	1
Bronx, Palm Beach	1
Blountstown, Jackson	1
Belle Isle, Dade	1
University Of Central Fl, Clay	1
Tulsa, Orange	1
Tiffin, Highlands	1
Sun City Center, Hardee	1
Tallahassee, Duval	1
Tampa, Palm Beach	1
Saint Petersburg, St. Lucie	1
Saint Johns, Unknown	1
Rye, Duval	1
Saxis, Lee	1
Sebring, Lee	1
Spring Hill , Hernando	1
Starke, Clay	1
Stone Mountain, Palm Beach	1
Orlando, Washington	1
Palm Coast, Polk	1
Palm Coast, Volusia	1
Parker, Dade	1
Oooooo, Unknown	1
Port Everglades, Broward	1
Plantation, Orange	1
Peoria, Unknown	1
Pacifica, Dade	1
Rex, Duval	1
Winter Garden, Pinellas	1
Winter Park, Calhoun	1
Winter Park, Indian River	1
Winter Park, Lee	1
Zolfo Springs, Polk	1
Windermere, Pasco	1
West Villages, Sarasota	1
Wichita, Volusia	1
Winder Garden, Orange	1
Windermere, Broward	1
Washington, Unknown	1
Wekiva Springs, Seminole	1
Vernon, Unknown	1
Magnolia Square, Osceola	1
Maitland, Alachua	1
Lemoyne, Manatee	1
Lawrence Township, Palm Beach	1
Lander, Citrus	1
Las Vegas, Orange	1
Melrose, Alachua	1
Miamf, Dade	1
Miami G, Dade	1
Miami, Collier	1
Marianna, Calhoun	1

# COVID-19: characteristics of 1,476,484 Florida resident cases

Data through Jan 11, 2021 verified as of Jan 12, 2021 at 09:25 AM

Data in this report are provisional and subject to change.

The table below includes the cities and counties of residence for cases in Florida residents based on the patient's ZIP Code. Note that city is not always received as part of the initial notification and may be missing while the case is being investigated.

City and county	Cases
Marshall, Palm Beach	1
New Richmond, Volusia	1
Gilmer, Dade	1
Gotha, Leon	1
Lake Placid, Alachua	1
Kingsland, Duval	1
Kissimmee, Brevard	1
Jamaica, Broward	1
Haverford, Hillsborough	1
Deland, Polk	1
Dallas, Lee	1
De Leon Springs, Putnam	1
Doral , Dade	1
Estero, Collier	1
Fanning Springs, Levy	1
Columbus, Brevard	1
Cookeville, Seminole	1
Crestview, Holmes	1
Cumberland, Palm Beach	1
Dade City, Hillsborough	1
Charlotte, Pasco	1
Clear Brook, Lee	1
Clermont, Orange	1
Bonnie, Sarasota	1
Boca Raton, Unknown	1
Bohealia, Lee	1
Blowing Rock, Polk	1
Carol Stream, Orange	1
Bryant, Alachua	1
Apopka, St. Lucie	1
Belle Isle, Polk	1
Apopka, Manatee	1
99, Unknown	1
Alanson, Bay	1
Aollywoss, Dade	1
Tewksbury, Orange	1
Tangerine, Seminole	1
Wesley Chapel, Alachua	1
Virginia Beach, Hernando	1
Waco, Broward	1
University Of Central Florida, Monroe	1
Toms River, Dade	1
Soldotna, Broward	1
Saint Cloud, Lee	1
Saint Johns, Orange	1
San Antonio, Sarasota	1
San Antonio, Unknown	1
Sanford, Volusia	1
Tampa Palms, Hillsborough	1
Steinhatchee, Madison	1
South Burlington, Orange	1
Ocoee, Lee	1
Ocoee, Volusia	1
Okeechobee, St. Lucie	1
Oakland, Lake	1
Oakland, Leon	1
Opalocka, Dade	1
Orlando, Hendry	1
Orlando, Levy	1

# COVID-19: characteristics of 1,476,484 Florida resident cases

Data through Jan 11, 2021 verified as of Jan 12, 2021 at 09:25 AM

Data in this report are provisional and subject to change.

The table below includes the cities and counties of residence for cases in Florida residents based on the patient's ZIP Code. Note that city is not always received as part of the initial notification and may be missing while the case is being investigated.

City and county	Cases
Palm Coast, Duval	1
Palm Springs North, Dade	1
Pineland, Lee	1
Perry, Leon	1
Provincetown, Collier	1
Westminster, Sarasota	1
Weston, Dade	1
Wheaton, Lee	1
Wood River, Polk	1
Worcester, Palm Beach	1
Altamonte, Orange	1
Alva, Collier	1
333, Unknown	1
Allentown, Putnam	1
Amelia Village, Nassau	1
Apple Creek, Citrus	1
Bear Grass, Palm Beach	1
Azalea Park, Osceola	1
Chipley, Holmes	1
Chipley, Jackson	1
Colorado Springs, Unknown	1
Conifer, Lee	1
Coco River, Collier	1
Bryn Mawr, Palm Beach	1
Camden Wyoming, Duval	1
Chattanooga, Dade	1
Fort Denaud, Glades	1
Everett, Dade	1
FI State Lot, Leon	1
Fortlauderdale, Unknown	1
Ft Pierce, Unknown	1
Garland, Orange	1
El Paso, Unknown	1
Eatonville, Seminole	1
Destin, Unknown	1
Diamond, Highlands	1
Loganville, Orange	1
Live Oak, Columbia	1
Longwood, Orange	1
Middleburg, Duval	1
Midland, Osceola	1
N/A, Duval	1
Naples, Alachua	1
Miami Garden, Unknown	1
Miami, Monroe	1
Miamii, Dade	1
Miamt, Dade	1
Jeffersonville, Broward	1
Knoxville, Escambia	1
Lake Mary, Lake	1
Lauderdale Hill, Unknown	1
Lake Worth, Broward	1
Homeless, Dade	1
Hickory, Lee	1
Hallandate Ben, Unknown	1
Pine Hills, Broward	1
Palm City, Unknown	1
Oviedo, Leon	1
Porter Ranch, Dade	1

# COVID-19: characteristics of 1,476,484 Florida resident cases

Data through Jan 11, 2021 verified as of Jan 12, 2021 at 09:25 AM

Data in this report are provisional and subject to change.

The table below includes the cities and counties of residence for cases in Florida residents based on the patient's ZIP Code. Note that city is not always received as part of the initial notification and may be missing while the case is being investigated.

City and county	Cases
Raiford, Bradford	1
Ponte Vedra Beach, Orange	1
Port Saint Lucie, Indian River	1
Ocoee, Hillsborough	1
Ocala, Unknown	1
Old Town, Gilchrist	1
Opa Locka, Polk	1
Orem, Sarasota	1
Orem, Unknown	1
Pompano Beach, Alachua	1
Republic, Monroe	1
Ridgewood, Broward	1
Riverview, Manatee	1
Roseland, Palm Beach	1
Steinhatchee, Alachua	1
Saint Teresa, Wakulla	1
San Diego, Unknown	1
Russellville, Hillsborough	1
Saint Augustine, Okaloosa	1
Tampa, Manatee	1
University Of Central Fl, Pasco	1
Union City, Bradford	1
Vero Beach, Brevard	1
Village Of Palm Springs, Palm Beach	1
Webster, Pasco	1
Woodland Hills, Brevard	1
University Of Central Florida, Hillsborough	1
Wilbur By The Sea, Volusia	1
Willowbrook, Lee	1
Westerville, Hillsborough	1
Windermere, Dade	1
Winston Salem, Unknown	1
Ponce, Orange	1
Port Charlotte Fl, Unknown	1
Plant City, Pinellas	1
Plantation, Unknown	1
Pensacola, Santa Rosa	1
Plant City, Hendry	1
South Otselic, Dade	1
Springhill, Unknown	1
Saint Petersburg, Dade	1
San Juan, Osceola	1
San Pedro Sula, Dade	1
Sandy, Duval	1
Richmond Heights, Dade	1
Rochester, Lee	1
Rosemary Beach, Bay	1
Windermere, Lee	1
Wayne, Dade	1
West Simsbury, Collier	1
Winter Garden, Sumter	1
Sumter Ville, Unknown	1
Telluride, Lee	1
Tampa, Jackson	1
University Of Central Fl, St. Johns	1
University Of Central Florida, Dade	1
Tinley Park, Lee	1
Los Angeles, Polk	1
Lakewood, Unknown	1

# COVID-19: characteristics of 1,476,484 Florida resident cases

Data through Jan 11, 2021 verified as of Jan 12, 2021 at 09:25 AM

Data in this report are provisional and subject to change.

The table below includes the cities and counties of residence for cases in Florida residents based on the patient's ZIP Code. Note that city is not always received as part of the initial notification and may be missing while the case is being investigated.

City and county	Cases
Middleburg, Unknown	1
Minneapolis, Broward	1
Missing, Charlotte	1
Maitland, Unknown	1
Melbourne, Orange	1
Miami Beach, Palm Beach	1
Miami Granders, Dade	1
Nashville, Sarasota	1
Naugatuck, Lee	1
New Vernon, Sarasota	1
New York, Broward	1
Oakland, Broward	1
Oakland, Manatee	1
Myakka, Duval	1
Opa Locka, Unknown	1
Ocoee, Polk	1
Duke Field Air Force Station, Okaloosa	1
Flora, Lee	1
Export, Palm Beach	1
Fdsf, Unknown	1
Fruitland Park, Sumter	1
Fwb, Unknown	1
Gainesville, Marion	1
Gastonia, Polk	1
Hilliard, Dade	1
Hollywood, Leon	1
Holt, Unknown	1
Humble, Broward	1
Havanna, Gadsden	1
Knoxville, Duval	1
Green, Clay	1
Greensburg, Orange	1
Greenville, Monroe	1
Gulf Shores, Escambia	1
Bryn Mawr, Collier	1
Apalachicola, Leon	1
Apopka, Palm Beach	1
Aspen, Palm Beach	1
Atlanta, Broward	1
Aurburndale, Polk	1
Aventura, Unknown	1
Azalea Park, Sarasota	1
Bartow, Unknown	1
Boca Rotan, Unknown	1
Deltona , Volusia	1
Clermont, Unknown	1
Columbia, Orange	1
Coral Springs, Unknown	1
Cornelius, Leon	1
Crestview, Dade	1
Dade City, Polk	1
Dania, Unknown	1
Darien, Pasco	1
Total	1,476,484

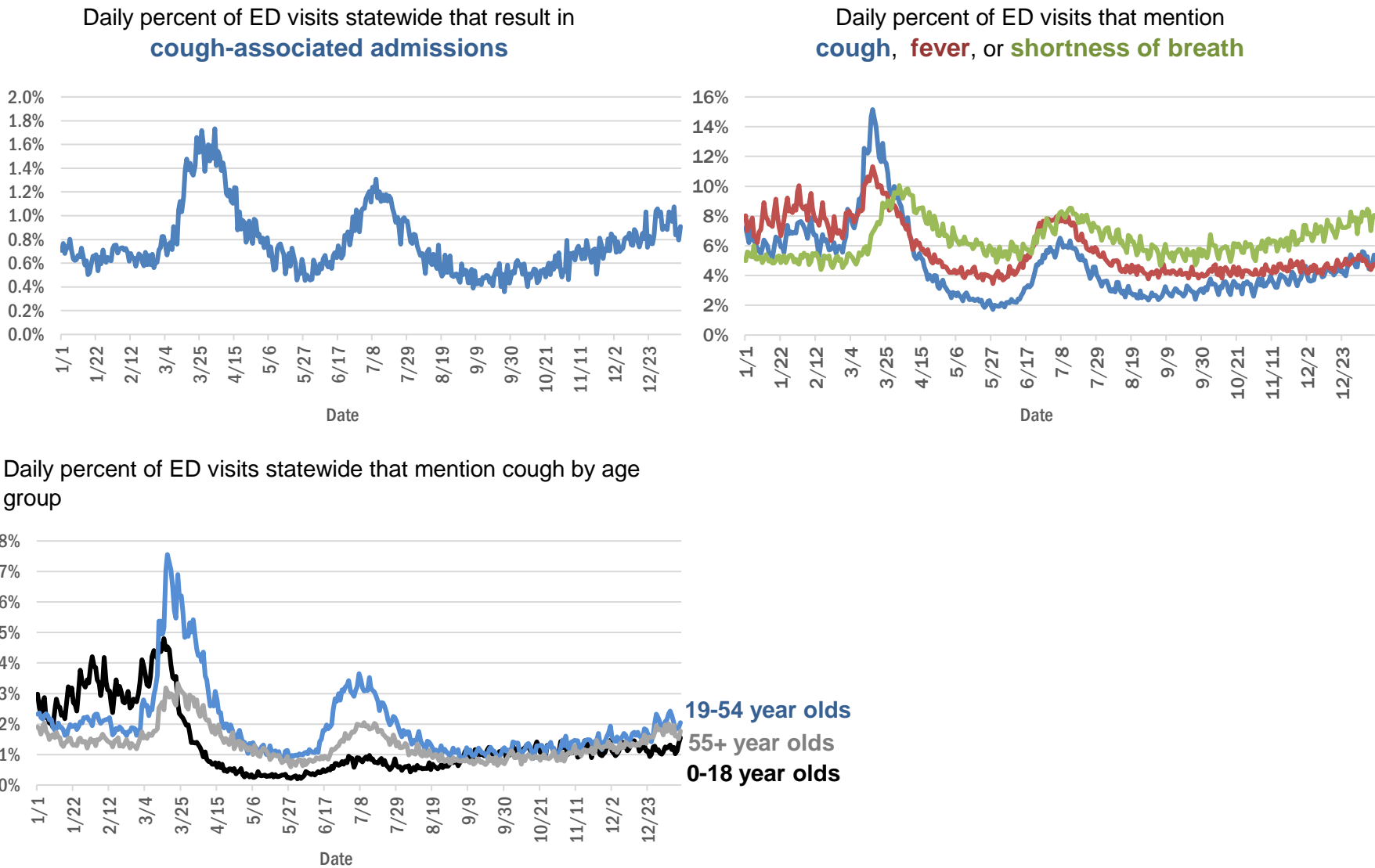


# COVID-19: additional surveillance information

Data through Jan 11, 2021 verified as of Jan 12, 2021 at 09:25 AM

Data in this report are provisional and subject to change.

## Statewide emergency department (ED) chief complaint and admission data



The Electronic Surveillance System for the Early Notification of Community-Based Epidemics (ESSENCE-FL) includes chief complaint data from 211 of 211 Florida EDs. Data are transmitted electronically to ESSENCE-FL daily or hourly.

# COVID-19: testing by laboratory

Data through Jan 11, 2021 verified as of Jan 12, 2021 at 09:25 AM

Data in this report are provisional and subject to change.

The numbers in the table below represent the number of Florida and non-Florida residents for whom test results were received by the Department of Health. A person can be tested by more than one laboratory and can have both positive and negative results. **Therefore, the sum of the numbers in each column will be larger than the total number of people tested.**

Reporting lab	Inconclusive	Negative	Positive	Percent positive	Total
LABORATORY CORPORATION OF AMERICA	2,251	1,401,771	186,754	12%	1,590,776
QUEST DIAGNOSTICS	10,357	1,229,791	178,761	13%	1,418,909
CURATIVE LABS	10,928	1,104,892	156,388	12%	1,272,208
BIO REFERENCE LABORATORIES, INC	7,303	819,022	154,217	16%	980,542
HELIX	5,176	411,888	68,891	14%	485,955
GENETWORX	661	390,606	32,937	8%	424,204
REALTOX LABS LLC	3,915	352,558	56,346	14%	412,819
CDR MAGUIRE - HEALTH CARE CENTER		292,809	44,272	13%	337,081
RCA LABORATORY SERVICES, LLC		263,664	24,769	9%	288,433
EAST FLORIDA STATE COLLEGE - BREVARD		212,889	26,986	11%	239,875
NOMI_HEALTH	918	203,209	30,152	13%	234,279
IMPACT HEALTH BIOMETRIC TESTING, INC	994	184,970	20,554	10%	206,518
REAL DIAGNOSTICS	1,302	178,643	24,705	12%	204,650
NOMI HEALTH LAB SERVICES		172,662	19,580	10%	192,242
BPHL-JACKSONVILLE	18	137,005	24,107	15%	161,130
MAKO GENOMICS	6,430	123,895	21,552	14%	151,877
ELABNETWORK	1,058	134,475	11,341	8%	146,874
ADVENTHEALTH LAB	99	122,181	14,759	11%	137,039
MAYO CLINIC LABORATORIES	307	120,079	14,892	11%	135,278
NORTHWEST LABORATORY	246	121,016	6,471	5%	127,733
BAYCARE LABORATORIES LLC	518	113,012	10,247	8%	123,777
FULGENT DIAGNOSTICS LABORATORY	2,095	103,806	10,836	9%	116,737
BPHL-MIAMI	225	99,025	16,567	14%	115,817
ADVENT HEALTH LAB	112	101,260	13,957	12%	115,329
MEMORIAL REGIONAL HOSPITAL SOUTH	23	95,762	19,405	17%	115,190
MEDICAL DIAGNOSTIC LABORATORIES	972	98,328	14,173	12%	113,473
ASCENSION SACRED HEART HOSPITAL - PENSACOLA	2	97,438	14,686	13%	112,126
BIOCOLLECTIONS WORLDWIDE, INC	675	98,832	12,519	11%	112,026
ORLANDO HEALTH SYSTEM	634	94,774	9,686	9%	105,094
PWNHEALTH	373	88,946	10,718	11%	100,037
KORVALABS, INC	1,282	90,981	4,671	5%	96,934
BPHL-TAMPA (SPECTRUM BLVD)	45	74,014	13,639	16%	87,698
UF HEALTH MEDICAL LAB	33	79,567	7,160	8%	86,760
TAMPA GENERAL HOSPITAL	4	77,877	7,211	8%	85,092
SUNPATH MEDICAL DIAGNOSTICS LABORATORY	742	72,642	11,057	13%	84,441
AKESOGEN		69,325	12,547	15%	81,872
TESTING MATTERS INC	227	70,768	10,681	13%	81,676
DIATHERIX LABORATORIES		70,747	10,693	13%	81,440
BAPTIST HEALTH SOUTH FLORIDA	299	63,727	10,221	14%	74,247
ASCENSION ST VINCENT'S - RIVERSIDE	1	57,493	8,199	12%	65,693
JACKSON MEMORIAL HOSPITAL CLINICAL LAB	79	51,437	9,695	16%	61,211
LAKELAND REGIONAL MEDICAL CENTER	129	52,060	6,679	11%	58,868
SOUTH MIAMI HOSPITAL LAB	264	48,600	7,012	13%	55,876
UF HEALTH SHANDS HOSPITAL	358	51,449	3,679	7%	55,486
ARUP LABORATORIES	16	50,015	2,910	5%	52,941
AIT LABORATORIES		45,828	5,535	11%	51,363
AMERICAN HEALTH ASSOCIATES	9	46,983	3,545	7%	50,537

# COVID-19: testing by laboratory

Data through Jan 11, 2021 verified as of Jan 12, 2021 at 09:25 AM

Data in this report are provisional and subject to change.

The numbers in the table below represent the number of Florida and non-Florida residents for whom test results were received by the Department of Health. A person can be tested by more than one laboratory and can have both positive and negative results. **Therefore, the sum of the numbers in each column will be larger than the total number of people tested.**

Reporting lab	Inconclusive	Negative	Positive	Percent positive	Total
VIRACOR EUROFINS		35,139	9,736	22%	<b>44,875</b>
APPLIED INGENUITY DIAGNOSTICS LLC		42,532	1,884	4%	<b>44,416</b>
INGENIOUS PERSONALIZED MEDICINE	147	35,680	7,431	17%	<b>43,258</b>
TALLAHASSEE MEMORIAL HOSPITAL	204	37,161	4,501	11%	<b>41,866</b>
BAPTIST HEALTH - JACKSONVILLE	4	38,665	3,030	7%	<b>41,699</b>
AEGIS SCIENCES CORPORATION	253	33,965	5,923	15%	<b>40,141</b>
ORANGE COUNTY CONVENTION CENTER		33,330	3,658	10%	<b>36,988</b>
MIAMI DADE COUNTY☐		32,093	3,528	10%	<b>35,621</b>
SARASOTA MEMORIAL HOSPITAL MAIN LAB	12	32,413	2,905	8%	<b>35,330</b>
GENESIS REFERENCE LABORATORIES		31,400	3,590	10%	<b>34,990</b>
BROWARD GENERAL MEDICAL CENTER-CLINICAL LAB	2	31,418	3,303	10%	<b>34,723</b>
LEE HEALTH - CAPE CORAL HOSPITAL	3	29,428	4,923	14%	<b>34,354</b>
MILLENNIUM PHYSICIAN GROUP	17	28,929	5,369	16%	<b>34,315</b>
WALGREENS	31	28,435	5,251	16%	<b>33,717</b>
UNIVERSITY OF MIAMI HOSPITAL	32	29,540	3,151	10%	<b>32,723</b>
NICKLAUS CHILDREN'S HOSPITAL	59	27,955	4,122	13%	<b>32,136</b>
FLORIDA HOSPITAL - TAMPA	37	29,400	2,585	8%	<b>32,022</b>
REAL DIAGNOSTICS	190	26,798	4,590	15%	<b>31,578</b>
UF HEALTH JACKSONVILLE	45	28,062	3,174	10%	<b>31,281</b>
ECCO LAB GROUP CO	437	25,479	4,164	14%	<b>30,080</b>
ADVENTIST HEALTH SYSTEMS SUNBELT INC DBA		24,689	2,353	9%	<b>27,042</b>
NORTH FLORIDA REGIONAL MEDICAL CENTER		22,984	2,796	11%	<b>25,780</b>
ST JOSEPHS HOSPITAL LABORATORY	23	22,331	2,959	12%	<b>25,313</b>
MOUNT SINAI MEDICAL CENTER	9	22,743	2,381	9%	<b>25,133</b>
JUPITER MEDICAL CENTER LAB	64	22,869	2,111	8%	<b>25,044</b>
BRANDON REGIONAL HOSPITAL		21,896	2,912	12%	<b>24,808</b>
PALMETTO GENERAL HOSPITAL LAB	3	19,096	4,024	17%	<b>23,123</b>
DWIC OF TAMPA BAY INC		21,060	1,965	9%	<b>23,025</b>
JFK MEDICAL CENTER LAB	1	20,085	2,581	11%	<b>22,667</b>
ACCESS DX LABORATORY	207	19,704	1,976	9%	<b>21,887</b>
STATLAB_MOBILE	1	19,792	2,000	9%	<b>21,793</b>
INTEGRATED REGIONAL LABORATORIES LLP		17,641	2,905	14%	<b>20,546</b>
ADVENT HEALTH - DAYTONA BEACH	32	18,890	1,530	7%	<b>20,452</b>
NAPLES COMMUNITY HOSPITAL	66	18,470	1,903	9%	<b>20,439</b>
LAB DIAGNOSTICS LLC	383	14,155	5,229	26%	<b>19,767</b>
PANCARE OF FLORIDA INC		17,696	2,001	10%	<b>19,697</b>
STS LAB 2 LLC	6	18,725	917	5%	<b>19,648</b>
AVENTUS BIO LABS	16	17,118	2,389	12%	<b>19,523</b>
WATSON CLINIC LLP		15,789	3,619	19%	<b>19,408</b>
EXACT SCIENCES LABORATORIES		17,095	2,119	11%	<b>19,214</b>
MORTON PLANT HOSPITAL-ADLER INSTITUTE	26	16,959	1,921	10%	<b>18,906</b>
HOLY CROSS HOSPITAL CLINICAL LAB	1	17,401	1,449	8%	<b>18,851</b>
PATIENTS FIRST LAKE ELLA MEDICAL CENTER PA		15,879	2,891	15%	<b>18,770</b>
HEALTHLINK DIAGNOSTIC LABORATORIES	216	16,514	1,772	10%	<b>18,502</b>

# COVID-19: testing by laboratory

Data through Jan 11, 2021 verified as of Jan 12, 2021 at 09:25 AM

Data in this report are provisional and subject to change.

The numbers in the table below represent the number of Florida and non-Florida residents for whom test results were received by the Department of Health. A person can be tested by more than one laboratory and can have both positive and negative results. **Therefore, the sum of the numbers in each column will be larger than the total number of people tested.**

Reporting lab	Inconclusive	Negative	Positive	Percent positive	Total
DRS CLACK SPENCER WHITE & MCCORMACK PA D/B/A		16,502	1,718	9%	18,220
SAINT MARY'S MEDICAL CENTER	22	16,006	1,885	11%	17,913
HEALTH CENTER AT SINAI RESIDENCES		16,941	506	3%	17,447
BIOCERNA LABS	461	14,582	2,112	12%	17,155
INFINITY BIOLOGIX LLC	50	15,469	676	4%	16,195
LEESBURG REGIONAL MEDICAL CENTER		13,333	1,753	12%	15,086
AHALABS		14,082	844	6%	14,926
OSCEOLA REGIONAL MEDICAL CENTER	1	12,939	1,896	13%	14,836
NIGHT LITE PEDIATRIC CENTER LLC		12,976	1,632	11%	14,608
BAYFRONT HEALTH - ST PETERSBURG	17	12,510	2,044	14%	14,571
INDIAN RIVER MEDICAL CENTER LAB		13,669	851	6%	14,520
HOMESTEAD HOSPITAL CLINICAL LABORATORY	25	11,914	2,502	17%	14,441
CLEVELAND CLINIC HOSPITAL LAB	4	12,706	1,723	12%	14,433
MEMORIAL HOSPITAL JACKSONVILLE	8	11,849	2,338	16%	14,195
MEDFAST URGENT CARE CENTERS, LLC	5	12,208	1,930	14%	14,143
GENESIS MEDICAL LABORATORY	160	11,717	2,184	16%	14,061
UNITED CLINICAL LABORATORY LLC	2	12,160	1,771	13%	13,933
MALABAR MEDICAL WALK IN CLINIC		11,592	1,802	13%	13,394
WELLINGTON REGIONAL MED CTR LAB	5	11,898	1,451	11%	13,354
ORANGE PARK MEDICAL CENTER	9	10,936	2,219	17%	13,164
NORTHWEST MEDICAL CENTER	1	11,493	1,607	12%	13,101
MEMORIAL REGIONAL HOSPITAL CLINICAL LABORATORY	10	11,957	824	6%	12,791
WEST KENDALL BAPTIST HOSPITAL	10	10,304	2,420	19%	12,734
PRIVA PATH LABS	56	11,918	720	6%	12,694
DELRAY MEDICAL CENTER LAB	3	11,435	1,244	10%	12,682
BETHESDA HOSPITAL EAST		11,540	1,103	9%	12,643
LEE HEALTH - LEE MEMORIAL HOSPITAL		9,411	3,185	25%	12,596
OAK HILL HOSPITAL		11,148	1,380	11%	12,528
VISTA CLINICAL DIAGNOSTICS	339	11,007	1,120	9%	12,466
CLEVELAND CLINIC TRADITION HOSPITAL		11,566	870	7%	12,436
MINUTECLINIC LLC		10,322	2,014	16%	12,336
LAWNWOOD REGIONAL MEDICAL CENTER	1	10,613	1,660	14%	12,274
INDIAN RIVER PATHOLOGY LLC		11,135	1,018	8%	12,153
BAPTIST HEALTH - SOUTH		11,077	946	8%	12,023
FLORIDA HOSPITAL WATERMAN LABORATORY	70	10,997	857	7%	11,924
WINTER HAVEN HOSPITAL CLINICAL LABORATORY	4	10,032	1,728	15%	11,764
LARGO MEDICAL CENTER		10,413	1,306	11%	11,719
ST MARKS HOSPITAL LABORATORY B	78	10,627	1,002	9%	11,707
BAPTIST HEALTHCARE - BAPTIST HOSPITAL	5	9,231	2,412	21%	11,648
BINAXNOW	9	8,966	2,635	23%	11,610
ST ANTHONY'S HOSPITAL LAB	27	10,265	1,255	11%	11,547
PWN HEALTH	17	9,428	2,047	18%	11,492
ACCESS MEDICAL LABORATORIES	3	6,062	5,412	47%	11,477
UHEALTH CORAL GABLES/LENNAR MED CTR	3	10,778	613	5%	11,394
GOOD SAMARITAN MEDICAL CENTER LAB	2	9,597	1,426	13%	11,025



# COVID-19: testing by laboratory

Data through Jan 11, 2021 verified as of Jan 12, 2021 at 09:25 AM

Data in this report are provisional and subject to change.

The numbers in the table below represent the number of Florida and non-Florida residents for whom test results were received by the Department of Health. A person can be tested by more than one laboratory and can have both positive and negative results. **Therefore, the sum of the numbers in each column will be larger than the total number of people tested.**

Reporting lab	Inconclusive	Negative	Positive	Percent positive	Total
WESTSIDE REGIONAL MED CTR	2	9,393	1,583	14%	10,978
WEST FLORIDA HOSPITAL LAB		8,555	2,346	22%	10,901
MEDICAL CENTER OF TRINITY CLINICAL LABORATORY	1	9,498	1,151	11%	10,650
LAKE CITY HM		9,783	830	8%	10,613
PALMS WEST HOSPITAL LAB	2	9,079	1,527	14%	10,608
CLARITY LAB SOLUTIONS	59	9,363	1,157	11%	10,579
MERCY HOSPITAL A CAMPUS OF PLANTATION GEN HOSP LAB	1	8,803	1,747	17%	10,551
ST JOSEPHS HOSPITAL	18	9,208	1,308	12%	10,534
GULF COAST MEDICAL CENTER MICROLAB		8,209	2,314	22%	10,523
LARKIN COMMUNITY HOSPITAL INC DBA CARDIOTROPIC		6,820	3,621	35%	10,441
NONA SCIENTIFIC	5	7,962	2,436	23%	10,403
REGIONAL MEDCIAL CENTER BAYONET POINT	2	9,491	798	8%	10,291
LARKIN COMMUNITY HOSPITAL	10	8,887	1,378	13%	10,275
COAST DIAGNOSTICS LLC	40	9,242	953	9%	10,235
THE VILLAGES REGIONAL HOSPITAL		9,146	966	10%	10,112
MEASE COUNTRYSIDE LAB	13	8,990	1,005	10%	10,008
CAPITAL REGIONAL MEDICAL CTR		7,989	1,943	20%	9,932
CORAL GABLES HOSPITAL CLINICAL LABORATORY		8,266	1,616	16%	9,882
SRQ DRIVE THROUGH☐		8,944	905	9%	9,849
AVENTURA HOSPITAL LAB		7,982	1,850	19%	9,832
HALIFAX MEDICAL CENTER LAB	35	8,361	1,412	14%	9,808
WEST BOCA MEDICAL CENTER LAB		8,970	733	8%	9,703
PALM BEACH BALL PARK		8,605	999	10%	9,604
MANATEE MEMORIAL HOSPITAL		8,779	793	8%	9,572
BLAKE MEDICAL CENTER		8,315	1,222	13%	9,537
AVECINA	17	8,857	659	7%	9,533
GENOVA DIAGNOSTICS LABORATORY	38	8,693	755	8%	9,486
LEE HEALTH - HEALTH PARK MEDICAL CENTER		7,807	1,583	17%	9,390
PALM BEACH GARDENS MEDICAL CTR LAB		8,478	889	9%	9,367
FLORIDA LABORATORY ANALYSIS		8,168	1,091	12%	9,259
THE HEALTHCARE DISTRICT OF PALM BEACH COUNTY	37	8,096	1,078	12%	9,211
BOSTON HEART DIAGNOSTICS CORP		7,949	1,179	13%	9,128
FLORIDA HOSPITAL HEARTLAND MED CTR CLINICAL LAB	33	7,899	1,180	13%	9,112
ADVENTHEALTH CENTRA CARE LAKE BUENA VISTA		8,194	803	9%	8,997
ADVENT HEALTH - WESLEY CHAPEL	14	8,137	820	9%	8,971
PATHNOSTICS	28	6,927	2,009	22%	8,964
BAPTIST HEALTH SOUTH FLORIDA - WEST KENDALL URGENT CARE		7,475	1,409	16%	8,884
LAKE CITY MEDICAL CENTER		6,909	1,881	21%	8,790
P4 CLINICAL, LLC	159	7,755	842	10%	8,756
DOCTORS HOSPITAL	6	7,133	1,415	17%	8,554
NEMOURS CHILDRENS HOSPITAL	1	8,074	440	5%	8,515
AVECINA MEDICAL	4	6,169	2,326	27%	8,499
AVECINA MEDICAL OAKLEAF	3	6,977	1,330	16%	8,310
PLANTATION GENERAL HOSPITAL		6,874	1,262	16%	8,136
FLORIDA MEDICAL CENTER - A CAMPUS OF NORTH SHORE	2	7,106	973	12%	8,081
INFORM DIAGNOSTICS, INC		7,525	434	5%	7,959
CORAL SPRINGS MED CTR		7,167	757	10%	7,924

# COVID-19: testing by laboratory

Data through Jan 11, 2021 verified as of Jan 12, 2021 at 09:25 AM

Data in this report are provisional and subject to change.

The numbers in the table below represent the number of Florida and non-Florida residents for whom test results were received by the Department of Health. A person can be tested by more than one laboratory and can have both positive and negative results. **Therefore, the sum of the numbers in each column will be larger than the total number of people tested.**

Reporting lab	Inconclusive	Negative	Positive	Percent positive	Total
NORTHSIDE HOSPITAL AND HEART INSTITUTE		7,118	780	10%	7,898
FLORIDA HOSPITAL FLAGLER	29	7,185	599	8%	7,813
LEON MEDICAL CENTERS LLC		6,055	1,697	22%	7,752
CENTRAL FLORIDA REGIONAL HOSPITAL		6,948	780	10%	7,728
FLORIDA HOSPITAL DELAND	10	6,677	978	13%	7,665
NCH NORTH NAPLES HOSPITAL LAB	15	6,733	829	11%	7,577
VIKOR SCIENTIFIC	12	6,114	1,371	18%	7,497
LABSTAT LLC	2	7,123	357	5%	7,482
NORTH SHORE MEDICAL CENTER		6,163	1,267	17%	7,430
AMERICAN FAMILY CARE		3,947	3,456	47%	7,403
ALL CHILDREN'S HOSPITAL		6,882	496	7%	7,378
BROWARD HEALTH NORTH CLINICAL LABORATORY		6,504	820	11%	7,324
FLORIDA HOSPITAL ZEPHYRHILLS	10	6,543	709	10%	7,262
OCALA REGIONAL MEDICAL CENTER		6,229	900	13%	7,129
CARDIOPATH	1	6,412	708	10%	7,121
FLORIDA HOSPITAL OF CARROLLWOOD	23	6,114	972	14%	7,109
KD MEDICAL CHOICE LLC	1	6,417	680	10%	7,098
WEST PALM HOSPITAL LAB		6,408	550	8%	6,958
EXPRESS GENE MOLECULAR DIAGNOSTICS LABORATORY		5,750	1,189	17%	6,939
LEE HEALTH - GULF COAST MEDICAL CENTER	2	5,529	1,355	20%	6,886
CLEVELAND CLINIC MARTIN SOUTH HOSPITAL	1	6,143	687	10%	6,831
BAPTIST HEALTH SOUTH FLORIDA - COUNTRY WALK URGENT CARE		5,663	1,144	17%	6,807
PRECISION HEALTH RESOURCES LLC		6,351	439	6%	6,790
LUMINUS DIAGNOSTICS		6,221	539	8%	6,760
BAPTIST HEALTH - BEACHES		6,173	526	8%	6,699
MEMORIAL HOSPITAL WEST LABORATORY SERVICES	14	6,032	625	9%	6,671
MEDARBOR DIAGNOSTICS	1	5,505	1,051	16%	6,557
VISTA CLINICAL	8	3,815	2,683	41%	6,506
MEDEXPRESS URGENT CARE	2	4,383	2,088	32%	6,473
FULGENT DIAGNOSTICS	100	5,810	454	7%	6,364
SOUTH BAY HOSPITAL CLINICAL LAB		5,658	601	10%	6,259
MORTON PLANT-MEASE	5	5,698	547	9%	6,250
POINCIANA MEDICAL CENTER		4,800	1,378	22%	6,178
ISPM LABS, LLC DBA CAPSTONE DIAGNOSTICS, LLC		5,871	275	4%	6,146
MEMORIAL HOSPITAL MICRO		5,709	436	7%	6,145
WEST MARION COMMUNITY HOSPITAL LAB		5,162	942	15%	6,104
ARCPPOINT LABS OF FORT MYERS	4	5,308	787	13%	6,099
BAPTIST HEALTH SOUTH FLORIDA - MIAMI LAKES URGENT CARE		4,756	1,301	21%	6,057
ANNE BATES LEACH EYE HOSPITAL/ ABLEH MICROBIOLOGY LABORATORY		5,903	88	1%	5,991
LAKEWOOD RANCH MEDICAL CENTER		5,485	465	8%	5,950
FLORIDA HOSPITAL FISH MEMORIAL	19	5,056	812	14%	5,887
CLEVELAND CLINIC MARTIN NORTH HOSPITAL		5,193	679	12%	5,872
BAYCARE COMMUNITY HEALTH		5,701	164	3%	5,865
CernerELR_Advent		5,072	752	13%	5,824
ST LUCIE MEDICAL CENTER		4,643	1,127	20%	5,770
ST JOSEPHS NORTH HOSPITAL LAB	7	4,854	730	13%	5,591
SANTA ROSA MEDICAL CENTER		4,449	1,009	18%	5,458



# COVID-19: testing by laboratory

Data through Jan 11, 2021 verified as of Jan 12, 2021 at 09:25 AM

Data in this report are provisional and subject to change.

The numbers in the table below represent the number of Florida and non-Florida residents for whom test results were received by the Department of Health. A person can be tested by more than one laboratory and can have both positive and negative results. **Therefore, the sum of the numbers in each column will be larger than the total number of people tested.**

Reporting lab	Inconclusive	Negative	Positive	Percent positive	Total
AVERO DIAGNOSTICS - IRVING	6	5,064	365	7%	5,435
BAPTIST HEALTH SOUTH FLORIDA - WESTCHESTER URGENT CARE		4,401	982	18%	5,383
UNKNOWN	3	2,945	2,405	45%	5,353
HIALEAH HOSPITAL	4	4,169	1,164	22%	5,337
BAPTIST HEALTH SOUTH FLORIDA - DORAL URGENT CARE		4,248	1,077	20%	5,325
H LEE MOFFITT CANCER CENTER LABORATORY		5,148	154	3%	5,302
IMPERIAL POINT MEDICAL CENTER		4,837	427	8%	5,264
OVIEDO MEDICAL CENTER		4,707	548	10%	5,255
MARTIN HOSPITAL SOUTH LAB		4,966	282	5%	5,248
BAPTIST HEALTH - NASSAU		4,970	270	5%	5,240
GENE BY GENE, GENOMICS RESEARCH CENTER LAB	40	4,924	218	4%	5,182
SUNRISE MEDICAL LABORATORIES	2	4,784	334	7%	5,120
NATIONWIDE LABORATORY SERVICES INC	194	4,177	718	14%	5,089
TROPICANA FIELD - LOT 2	19	4,567	467	9%	5,053
BAYFRONT HEALTH - VENICE REGIONAL MEDICAL	1	4,628	418	8%	5,047
HOLIDAY CVS LLC		4,808	215	4%	5,023
FLORIDA HOSPITAL OCALA		4,397	567	11%	4,964
FORT WALTON BEACH MEDICAL CENTER		4,182	712	15%	4,894
ADVENTHEALTH CENTRA CARE WINTER GARDEN	1	4,392	469	10%	4,862
SYNERGY LABORATORIES	7	4,300	550	11%	4,857
ST PETERSBURG GENERAL HOSPITAL		4,025	777	16%	4,802
ADVENTHEALTH CENTRA CARE WINTER PARK		4,417	362	8%	4,779
SOUTH FLORIDA BAPTIST HOSPITAL MICRO	4	4,058	713	15%	4,775
BAPTIST HEALTH SOUTH FLORIDA - PEMBROKE PINES URGENT CARE		4,014	747	16%	4,761
ADVENTHEALTH CENTRA CARE DR PHILLIPS		4,352	338	7%	4,690
SARKIS CLINICAL TRIALS	12	4,059	577	12%	4,648
FLORIDA HOSPITAL NORTH PINELLAS	11	4,237	361	8%	4,609
NIGHT LITE PEDIATRICS	4	3,317	1,226	27%	4,547
ADVENTHEALTH CENTRA CARE UNIVERSITY		4,166	369	8%	4,535
EGLIN AIR FORCE BASE	12	3,285	1,209	27%	4,506
ADVENTHEALTH CENTRA CARE ST CLOUD		3,939	564	13%	4,503
BAPTIST HEALTH SOUTH FLORIDA - CORAL SPRINGS URGENT CARE		3,881	610	14%	4,491
ADVENTHEALTH CENTRA CARE HUNTERS CREEK		3,892	560	13%	4,452
MOFFITT CANCER CENTER	6	4,325	93	2%	4,424
SYNERGY DIAGNOSTIC LABORATORY	85	3,839	438	10%	4,362
BAYFRONT HEALTH - PORT CHARLOTTE		3,986	374	9%	4,360
DOCTORS URGENT CARE LLC	1	3,479	793	19%	4,273
SOLARIS DIAGNOSTICS	6	3,787	446	11%	4,239
HEALTHQUEST ESOTERICS		3,087	1,129	27%	4,216
PUTNAM COMMUNITY MEDICAL CENTER		3,652	548	13%	4,200
ADVENTHEALTH CENTRA CARE WATERFORD LAKES		3,681	505	12%	4,186
UNIVERSITY HOSPITAL AND MEDICAL CENTER		3,206	958	23%	4,164
QDX PATHOLOGY SERVICES	1	3,808	330	8%	4,139
ACUTIS DIAGNOSTICS	16	3,371	695	17%	4,082
ADVENTHEALTH CENTRA CARE LEE ROAD		3,719	359	9%	4,078
TRINITY SPRINGS		3,510	545	13%	4,055
MEDICAL DNA LABS LLC	2	3,709	333	8%	4,044

# COVID-19: testing by laboratory

Data through Jan 11, 2021 verified as of Jan 12, 2021 at 09:25 AM

Data in this report are provisional and subject to change.

The numbers in the table below represent the number of Florida and non-Florida residents for whom test results were received by the Department of Health. A person can be tested by more than one laboratory and can have both positive and negative results. **Therefore, the sum of the numbers in each column will be larger than the total number of people tested.**

Reporting lab	Inconclusive	Negative	Positive	Percent positive	Total
MEDEXPRESS URGENT CARE OF BOYNTON BEACH LLC		3,853	191	5%	<b>4,044</b>
NIGHT LITE PEDIATRICS URGENT CARE	1	3,413	616	15%	<b>4,030</b>
BAPTIST HEALTH - NORTH		3,122	897	22%	<b>4,019</b>
ADVENTHEALTH CENTRA CARE CLERMONT		3,619	385	10%	<b>4,004</b>
ADVENTHEALTH CENTRA CARE LAKE LAND	1	3,467	492	12%	<b>3,960</b>
PHYSICIANS REGIONAL MEDICAL CENTER - PINE RIDGE RD	1	3,263	692	17%	<b>3,956</b>
CARDIOTROPIC LABS	83	3,141	724	18%	<b>3,948</b>
ANGEL KIDS PEDIATRICS		3,693	224	6%	<b>3,917</b>
ATLANTIS URGENT CARE	1	2,660	1,249	32%	<b>3,910</b>
MEASE DUNEDIN HOSPITAL	5	3,543	347	9%	<b>3,895</b>
MEDEXPRESS URGENT CARE HUDSON		3,410	477	12%	<b>3,887</b>
SUNCOAST PATHOLOGY ASSOCIATES		3,564	311	8%	<b>3,875</b>
CLINICAL REFERENCE LABORATORY	2	3,692	159	4%	<b>3,853</b>
ADVENTHEALTH CENTRA CARE SANFORD		3,499	344	9%	<b>3,843</b>
COMMUNITY HEALTH CENTERS OF PINELLAS INC		3,049	775	20%	<b>3,824</b>
PALMS OF PASADENA HOSPITAL		3,383	435	11%	<b>3,818</b>
ADVENTHEALTH CENTRA CARE APOPKA		3,351	461	12%	<b>3,812</b>
NORTHWEST FLORIDA COMMUNITY HOSPITAL	25	2,673	1,104	29%	<b>3,802</b>
ADVENTHEALTH CENTRA CARE KISSIMMEE		3,441	335	9%	<b>3,776</b>
ADVENTHEALTH CENTRA CARE LAKE MARY		3,429	336	9%	<b>3,765</b>
BAPTIST HEALTH SOUTH FLORIDA - TAMiami TRAIL URGENT CARE		2,962	746	20%	<b>3,708</b>
BAPTIST HEALTH SOUTH FLORIDA - CORAL GABLES (UNIVERSITY) URGENT CARE		3,243	465	13%	<b>3,708</b>
WESTCHESTER HOSPITAL	23	2,983	699	19%	<b>3,705</b>
RAULERSON HOSPITAL		3,034	628	17%	<b>3,662</b>
DOCTORS HOSPITAL OF SARASOTA CLINICAL LABORATORY		3,210	446	12%	<b>3,656</b>
ADVENTIST HEALTH SYSTEMS, SUNBELT INC		3,255	371	10%	<b>3,626</b>
BAPTIST HEALTH SOUTH FLORIDA - PINECREST URGENT CARE		3,137	487	13%	<b>3,624</b>
CLARITY LAB SOLUTIONS LLC		3,608	4	0%	<b>3,612</b>
URGENT CARE CURE	2	3,112	488	14%	<b>3,602</b>
THE CENTER FOR URGENT CARE	3	2,950	634	18%	<b>3,587</b>
EMPIRE CITY LABORATORIES INC	34	3,083	455	13%	<b>3,572</b>
MEDEXPRESS URGENT CARE - ESTERO		3,183	311	9%	<b>3,494</b>
BAPTIST HEALTH SOUTH FLORIDA - CORAL GABLES URGENT CARE		2,919	559	16%	<b>3,478</b>
DOCTORS URGENT CARE OF LUTZ LLC	1	2,725	738	21%	<b>3,464</b>
BAPTIST HEALTH SOUTH FLORIDA - KENDALE LAKES URGENT CARE		2,717	708	21%	<b>3,425</b>
ADVENTHEALTH CENTRA CARE MOUNT DORA		3,053	347	10%	<b>3,400</b>
MEMORIAL HOSPITAL- MIRAMAR	12	3,080	259	8%	<b>3,351</b>
AHCC WESLEY CHAPEL		3,022	316	9%	<b>3,338</b>
ADVENTHEALTH CENTRA CARE ALTAMONTE		3,011	323	10%	<b>3,334</b>
BAPTIST HEALTH SOUTH FLORIDA - PALMETTO BAY URGENT CARE		2,783	537	16%	<b>3,320</b>
MIDWAY SPECIALTY CARE CENTER DIAGNOSTICS	38	3,050	218	7%	<b>3,306</b>
BETHESDA HOSPITAL WEST		2,983	305	9%	<b>3,288</b>
TWIN CITIES HOSPITAL	1	2,875	405	12%	<b>3,281</b>
COASTAL MED URGENT CARE		1,973	1,308	40%	<b>3,281</b>
HEALTH FIRST ADVENTHEALTH CENTRA CARE GATEWAY	1	2,963	300	9%	<b>3,264</b>
MICROGEN DX	1	2,673	564	17%	<b>3,238</b>
PARAMOUNT URGENT CARE		1,607	1,602	50%	<b>3,209</b>

# COVID-19: testing by laboratory

Data through Jan 11, 2021 verified as of Jan 12, 2021 at 09:25 AM

Data in this report are provisional and subject to change.

The numbers in the table below represent the number of Florida and non-Florida residents for whom test results were received by the Department of Health. A person can be tested by more than one laboratory and can have both positive and negative results. **Therefore, the sum of the numbers in each column will be larger than the total number of people tested.**

Reporting lab	Inconclusive	Negative	Positive	Percent positive	Total
ADVENTHEALTH CENTRA CARE OVIEDO		2,802	368	12%	3,170
MINUTECLINIC LLC #3703		2,649	489	16%	3,138
BAYFRONT HEALTH - SEVEN RIVERS		2,839	294	9%	3,133
TALLAHASSEE PRIMARY CARE ASSOCIATES		2,738	388	12%	3,126
MEDEXPRESS URGENT CARE - WEST TAMPA		2,861	254	8%	3,115
ADVENTHEALTH CENTRA CARE AZALEA PARK		2,733	378	12%	3,111
MINUTECLINIC		2,693	402	13%	3,095
BAPTIST HEALTH SOUTH FLORIDA - DAVIE URGENT CARE		2,570	504	16%	3,074
ASCENSION SACRED HEART - EMERALD COAST		2,531	537	18%	3,068
MEDEXPRESS URGENT CARE - ROYAL PALM BEACH		2,831	228	7%	3,059
PEDIATRIC HEALTH CARE ALLIANCE PA		2,775	276	9%	3,051
INDIAN RIVER MEDICAL CENTER		2,565	464	15%	3,029
HEALTH FIRST ADVENTHEALTH CENTRA CARE TITUSVILLE		2,745	274	9%	3,019
ADVENTHEALTH CENTRA CARE ORANGE LAKE		2,692	304	10%	2,996
MEDEXPRESS URGENT CARE - GOLDEN GATE		2,717	264	9%	2,981
MEDEXPRESS URGENT CARE PALM BEACH GARDENS		2,808	168	6%	2,976
BAYFRONT HEALTH - BROOKSVILLE		2,610	366	12%	2,976
US BIOTEK LABORATORIES	9	2,640	317	11%	2,966
BAPTIST HEALTH SOUTH FLORIDA - WESTON URGENT CARE		2,635	322	11%	2,957
ADVENT HEALTH - HEART OF FLORIDA ER	1	2,575	381	13%	2,957
NCH DOWNTOWN NAPLES HOSPITAL	10	2,588	350	12%	2,948
ADVENTHEALTH CENTRA CARE PORT ORANGE		2,731	212	7%	2,943
ADVENTHEALTH CENTRA CARE LONGWOOD		2,714	220	7%	2,934
BAYA PHARMACY & URGENT CARE		2,074	857	29%	2,931
ADVENTHEALTH CENTRA CARE SAND LAKE		2,693	206	7%	2,899
STONE CLINICAL LABORATORIES		2,789	96	3%	2,885
WALGREENS ORLANDO	3	2,512	337	12%	2,852
EMERALD COAST URGENT CARE		2,135	695	25%	2,830
VETERANS AFFAIRS MEDICAL CENTER - ORLANDO		1,343	1,479	52%	2,822
HealthSentry_UHS	1	2,548	259	9%	2,808
NCH NORTH NAPLES HOSPITAL	4	2,399	403	14%	2,806
MEDCOMP SCIENCES LLC	29	1,321	1,443	52%	2,793
LAKESIDE MEDICAL CENTER		2,201	589	21%	2,790
WALGREEN CO	2	2,455	317	11%	2,774
ENGLEWOOD COMMUNITY HOSPITAL		2,498	274	10%	2,772
AMELIA URGENT CARE		1,496	1,275	46%	2,771
BARTOW REGIONAL MEDICAL CENTER	1	2,355	412	15%	2,768
DOCTORS TEST CENTERS		2,405	345	13%	2,750
MEDEXPRESS URGENT CARE - LAKELAND		2,450	294	11%	2,744
DESOTO MEMORIAL HOSPITAL	3	2,201	476	18%	2,680
BAPTIST HEALTH URGENT CARE AT SAWGRASS		2,240	432	16%	2,672
CENTRA CARE - WATERFORD LAKES		2,097	575	22%	2,672
ESCAMBIA COMMUNITY CLINICS INC	7	1,927	724	27%	2,658
BAPTIST HEALTH SOUTH FLORIDA - BRICKELL URGENT CARE		2,207	449	17%	2,656
ADVENTHEALTH CENTRA CARE LEESBURG		2,326	328	12%	2,654
FLORIDA FAMILY LABORATORY, INC DBA	6	2,433	205	8%	2,644
PRECISION HEALTH SOLUTIONS		2,513	84	3%	2,597

# COVID-19: testing by laboratory

Data through Jan 11, 2021 verified as of Jan 12, 2021 at 09:25 AM

Data in this report are provisional and subject to change.

The numbers in the table below represent the number of Florida and non-Florida residents for whom test results were received by the Department of Health. A person can be tested by more than one laboratory and can have both positive and negative results. **Therefore, the sum of the numbers in each column will be larger than the total number of people tested.**

Reporting lab	Inconclusive	Negative	Positive	Percent positive	Total
ADVENTHEALTH CENTRA CARE SOUTH ORANGE		2,329	266	10%	<b>2,595</b>
HIGHLANDS REGIONAL MEDICAL CENTER		2,001	585	23%	<b>2,586</b>
CITRUS MEMORIAL HOSPITAL LABORATORY		2,225	346	13%	<b>2,571</b>
SELECT LABORATORIES - MARION COUNTY, FL LLC	3	2,369	185	7%	<b>2,557</b>
ADVENTHEALTH PROMPT CARE	1	1,781	772	30%	<b>2,554</b>
ADVENT HEALTH - OCALA		2,124	423	17%	<b>2,547</b>
MEMORIAL HOSPITAL PEMBROKE	3	2,226	294	12%	<b>2,523</b>
BMCT Molecular Diagnostics Subsection		2,065	446	18%	<b>2,511</b>
BAYFRONT HEALTH - PUNTA GORDA		2,296	169	7%	<b>2,465</b>
EMERALD COAST URGENT CARE LLC		1,803	653	27%	<b>2,456</b>
HOLIDAY CVS LLC DBA CVS PHARMACY #5154		2,387	62	3%	<b>2,449</b>
PALMS MEDICAL GROUP	5	1,693	715	30%	<b>2,413</b>
EMERALD COAST URGENT CARE, LLC	1	1,793	597	25%	<b>2,391</b>
ADVENTHEALTH CENTRA CARE COLONIAL TOWN	1	2,162	204	9%	<b>2,367</b>
BAYFRONT HEALTH - SPRING HILL		2,128	219	9%	<b>2,347</b>
SPORTS DRUG TESTING LABORATORY	39	2,212	72	3%	<b>2,323</b>
LEE HEALTH - COCONUT POINT CLINICAL LAB	2	1,872	433	19%	<b>2,307</b>
NCF DIAGNOSTICS & DNA TECHNOLOGIES LAB	67	1,949	289	13%	<b>2,305</b>
MEDEXPRESS URGENT CARE CAPE CORAL		1,943	336	15%	<b>2,279</b>
COMMUNITY HEALTH NORTHWEST FLORIDA	4	1,739	536	24%	<b>2,279</b>
HEALTH FIRST ADVENTHEALTH CENTRA CARE COCOA		2,069	190	8%	<b>2,259</b>
PRIMEHEALTH URGENT CARE	1	1,865	360	16%	<b>2,226</b>
MEDEXPRESS URGENT CARE - DELAND		2,005	201	9%	<b>2,206</b>
CENTRA CARE SAINT CLOUD	1	1,885	303	14%	<b>2,189</b>
PHYSICIANS STAT LAB	3	1,041	1,145	52%	<b>2,189</b>
BAPTIST HEALTHCARE - GULF BREEZE HOSPITAL	3	1,809	369	17%	<b>2,181</b>
MARINERS HOSPITAL		1,969	203	9%	<b>2,172</b>
BAPTIST HEALTH EMERGENCY CENTER COUNTRY WALK	1	1,812	347	16%	<b>2,160</b>
BAPTIST HEALTH - CLAY		1,821	327	15%	<b>2,148</b>
LOWER KEYS MEDICAL CENTER		1,890	243	11%	<b>2,133</b>
ADVENT HEALTH - NEW SMYRNA		1,648	460	22%	<b>2,108</b>
HEALTH FIRST ADVENTHEALTH CENTRA CARE MALABAR		1,894	206	10%	<b>2,100</b>
SCION LAB SERVICES LLC	21	1,917	159	8%	<b>2,097</b>
PROHEALTH		709	1,384	66%	<b>2,093</b>
PHYSICIANS REGIONAL MEDICAL CENTER - COLLIER BLVD	1	1,523	560	27%	<b>2,084</b>
BAPTIST HEALTH - OAKLEAF		1,702	372	18%	<b>2,074</b>
NXGEN MDX LLC	4	1,857	205	10%	<b>2,066</b>
VENTURE MEDICAL OF FLORIDA LLC		1,896	164	8%	<b>2,060</b>
BAPTIST HEALTH SOUTH FLORIDA - MIAMI BEACH URGENT CARE		1,744	286	14%	<b>2,030</b>
MINUTECLINIC LLC # 0709		1,695	294	15%	<b>1,989</b>
ADVENTIST HEALTH SYSTEMS SUNBELT IN DBA		1,818	168	8%	<b>1,986</b>
PARAMOUNT URGENT CARE - WINDERMERE		1,235	747	38%	<b>1,982</b>
MEDEXPRESS URGENT CARE LEHIGH ACRES		1,736	237	12%	<b>1,973</b>
PHARMCO RX	2	1,793	167	9%	<b>1,962</b>
DOC SMILEY'S URGENT CARE		1,706	247	13%	<b>1,953</b>
ADVENTHEALTH CENTRA CARE KIDS LAKE MARY		1,813	117	6%	<b>1,930</b>
PREMIER URGENT CARE OF BREVARD LLC		1,611	287	15%	<b>1,898</b>



# COVID-19: testing by laboratory

Data through Jan 11, 2021 verified as of Jan 12, 2021 at 09:25 AM

Data in this report are provisional and subject to change.

The numbers in the table below represent the number of Florida and non-Florida residents for whom test results were received by the Department of Health. A person can be tested by more than one laboratory and can have both positive and negative results. **Therefore, the sum of the numbers in each column will be larger than the total number of people tested.**

Reporting lab	Inconclusive	Negative	Positive	Percent positive	Total
LEE HEALTH CONVENIENT CARE - PAGE FIELD		1,569	322	17%	<b>1,891</b>
ADVENT HEALTH CENTRA CARE -WINTER PARK KIDS URGENT CARE	3	1,686	183	10%	<b>1,872</b>
MEDEXPRESS FORT MYERS		1,615	239	13%	<b>1,854</b>
ASSOCIATED PATHOLOGISTS, LLC	3	1,516	329	18%	<b>1,848</b>
PRIMEHEALTH URGENT CARE INC		1,551	249	14%	<b>1,800</b>
LABORATORY OF FLORIDA LLC	40	1,641	112	6%	<b>1,793</b>
TAMPA COMMUNITY HOSPITAL		1,461	286	16%	<b>1,747</b>
MINUTECLINIC LLC #3631		1,455	281	16%	<b>1,736</b>
MEDEXPRESS PORT CHARLOTTE		1,578	142	8%	<b>1,720</b>
MINUTECLINIC LLC 5852		1,441	271	16%	<b>1,712</b>
DONALD W ROBERTSON DO PA		1,283	420	25%	<b>1,703</b>
GESSLER CLINIC		1,072	628	37%	<b>1,700</b>
GENUS3		1,626	67	4%	<b>1,693</b>
JW PLASTIC SURGERY		1,449	244	14%	<b>1,693</b>
FLOWERS HOSPITAL		1,515	149	9%	<b>1,664</b>
MEDEXPRESS URGENT CARE CORAL SPRINGS		1,482	156	10%	<b>1,638</b>
MEDEXPRESS URGENT CARE - VERO BEACH		1,421	208	13%	<b>1,629</b>
FLORIDA MEDICAL CLINIC	3	824	798	49%	<b>1,625</b>
MEDONE PLLC		1,261	353	22%	<b>1,614</b>
ACCU REFERENCE MEDICAL LAB		1,144	467	29%	<b>1,611</b>
PARAMOUNT URGENT CARE - ORLANDO		1,062	545	34%	<b>1,607</b>
PRO CLINIC		1,362	235	15%	<b>1,597</b>
OPTEO LABORATORY		1,530	33	2%	<b>1,563</b>
MELBOURNE MEDICAL LABORATORY☐	2	1,360	199	13%	<b>1,561</b>
SPARROW HEALTHCARE	2	1,341	217	14%	<b>1,560</b>
MC DIAGNOSTIC OF CONNECTICUT, PC #2220		1,313	247	16%	<b>1,560</b>
UNIVERSITY OF NORTH FLORIDA STUDENT HEALTH		1,516	34	2%	<b>1,550</b>
BRASHEAR'S VITAL CARE CORP		1,146	396	26%	<b>1,542</b>
MEDEXPRESS URGENT CARE - CLEWISTON		1,293	238	16%	<b>1,531</b>
DYNIX DIAGNOSTIX		1,273	248	16%	<b>1,521</b>
ADVENTHEALTH CENTRA CARE		1,342	168	11%	<b>1,510</b>
DR G'S URGENT CARE		1,317	183	12%	<b>1,500</b>
PARAMOUNT URGENT CARE - OVIEDO		909	577	39%	<b>1,486</b>
NORTH SHORE LONG ISLAND JEWISH HEALTH		1,419	65	4%	<b>1,484</b>
MEDFAST URGENT CARE CENTERS LLC		148	1,313	90%	<b>1,461</b>
FLORIDA COMMUNITY HEALTH CENTER		1,196	258	18%	<b>1,454</b>
UHEALTH DEERFIELD BEACH/UMSYLVESTER DEERFIELD BEACH LABORATORY	3	1,372	55	4%	<b>1,430</b>
MARTIN HEALTH SYSTEM - ST LUCIE WEST		1,289	140	10%	<b>1,429</b>
JACKSON HOSPITAL CLINICAL LABORATORY		1,224	201	14%	<b>1,425</b>
BIOCERNA LLC	9	1,248	164	12%	<b>1,421</b>
IGENOMIX USA LLC	40	1,253	125	9%	<b>1,418</b>
BARDMOOR LABORATORY	9	1,201	206	15%	<b>1,416</b>
PATIENTS CHOICE LABORATORIES		828	588	42%	<b>1,416</b>
ADVENTHEALTH CENTRA CARE CONWAY		1,206	206	15%	<b>1,412</b>
ADVANCE MEDICAL OF NAPLES		309	1,098	78%	<b>1,407</b>
NCH NORTHEAST	7	1,046	341	24%	<b>1,394</b>
LABTECH DIAGNOSTIC		1,139	253	18%	<b>1,392</b>

# COVID-19: testing by laboratory

Data through Jan 11, 2021 verified as of Jan 12, 2021 at 09:25 AM

Data in this report are provisional and subject to change.

The numbers in the table below represent the number of Florida and non-Florida residents for whom test results were received by the Department of Health. A person can be tested by more than one laboratory and can have both positive and negative results. **Therefore, the sum of the numbers in each column will be larger than the total number of people tested.**

Reporting lab	Inconclusive	Negative	Positive	Percent positive	Total
MINUTECLINIC LLC #4415		1,123	259	19%	1,382
CAREFAST+		860	509	37%	1,369
MEDRITE MEDICAL CARE, PC	664	634	67	5%	1,365
BAY MEDICAL CENTER SACRED HEART HEALTH SYSTEM		992	366	27%	1,358
ASCENSION ST VINCENT'S - SOUTHSIDE		1,309	49	4%	1,358
MINUTECLINIC LLC #5249		1,055	301	22%	1,356
CARENOW URGENT CARE		799	548	41%	1,347
SHELL POINT NURSING PAVILION	1	1,277	44	3%	1,322
ADVENT HEALTH - DADE CITY		1,173	149	11%	1,322
PHYSICIAN ASSOCIATES		1,165	146	11%	1,311
BAPTIST HEALTH SOUTH FLORIDA - COUNTRY WALK URGENT CARE EXPRESS		1,131	178	14%	1,309
AMELIA EXPRESS CARE LLC		1,117	181	14%	1,298
ASSURANCE SCIENTIFIC LABORATORIES	1	1,029	268	21%	1,298
ARCPOINT LABS		777	518	40%	1,295
MEDEXPRESS URGENT CARE BOCA RATON		1,194	95	7%	1,289
MINUTECLINIC LLC #5253		1,086	188	15%	1,274
PARRISH MEDICAL CENTER	1	1,114	147	12%	1,262
PARAMOUNT URGENT CARE INC		360	901	71%	1,261
ASCENSION SACRED HEART - GULF		942	309	25%	1,251
PATIENTS FIRST - THOMASVILLE ROAD		1,087	148	12%	1,235
MINUTECLINIC LLC #3463		1,042	191	15%	1,233
QUICK CARE MED PL	2	1,038	178	15%	1,218
CLINICORE		1,124	91	7%	1,215
ACCESS MEDICAL LABS		746	448	38%	1,194
UNIVERSITY OF ALABAMA AT BIRMINGHAM		1,162	31	3%	1,193
TEMPUS CLINICAL LABORATORY	9	1,051	132	11%	1,192
EMERGENCY PHYSICIANS MEDICAL CENTER		271	921	77%	1,192
BAPTIST HEALTH SOUTH FLORIDA - KEY BISCANE URGENT CARE EXPRESS		1,044	138	12%	1,182
NYU HOSPITALS CENTER CLINICAL LABORATORIES		1,129	36	3%	1,165
NEIGHBORHOOD MEDICAL CENTER INC	16	1,013	130	11%	1,159
MINUTECLINIC LLC		969	167	15%	1,136
ACCESS POINT HEALTHCARE URGENT & PRIMARY CARE		781	350	31%	1,131
MINUTECLINIC LLC #5854		934	187	17%	1,121
SIPARADIGM LLC	3	1,047	70	6%	1,120
VAVA PARTNERS LLC		437	679	61%	1,116
GENESIS LABORATORY MANAGEMENT	9	931	176	16%	1,116
AMELIA EXPRESS CARE		643	468	42%	1,111
CAPSTONE HEALTHCARE		782	328	30%	1,110
VERITAS GENETICS	61	932	103	9%	1,096
DOC SMILEYS URGENT CARE LLC		880	215	20%	1,095
HOLMES REG MED CENTER CLINICAL LAB		899	191	18%	1,090
MINUTECLINIC LLC #5190		899	189	17%	1,088
TOM LEE COMMUNITY HEALTH CENTER		746	336	31%	1,082
BAYFRONT HEALTH - CITRUS HILLS		902	169	16%	1,071
MINI ER WATERFORD LAKES, THE		903	161	15%	1,064
RAINBOW RIVER MEDICAL LABORATORY		977	82	8%	1,059
ADVENTHEALTH EXPRESS CARE		754	305	29%	1,059



# COVID-19: testing by laboratory

Data through Jan 11, 2021 verified as of Jan 12, 2021 at 09:25 AM

Data in this report are provisional and subject to change.

The numbers in the table below represent the number of Florida and non-Florida residents for whom test results were received by the Department of Health. A person can be tested by more than one laboratory and can have both positive and negative results. **Therefore, the sum of the numbers in each column will be larger than the total number of people tested.**

Reporting lab	Inconclusive	Negative	Positive	Percent positive	Total
COASTAL LABORATORIES		796	253	24%	1,049
LAB24 INC	3	368	665	64%	1,036
MEDEXPRESS URGENT CARE - JAX ATLANTIC BLVD		901	133	13%	1,034
LAKE WALES MEDICAL CENTER INC		904	128	12%	1,032
INTELEX LABS, LLC		997	31	3%	1,028
EPN URGENT CARE NAPLES	2	746	276	27%	1,024
PHYSICIANS PRIMARY CARE	2	860	158	15%	1,020
MINUTECLINIC LLC #7886		884	130	13%	1,014
CHARLES AIESI CONSULTING INC	4	887	116	12%	1,007
PENSACOLA PEDIATRICS PA	1	870	122	12%	993
UHEALTH CLINIC AT WALGREENS		807	179	18%	986
HOLIDAY CVS LLC DBA CVSPHARMACY #5155		949	34	3%	983
VERITOR		850	124	13%	974
NCHMD INC		780	187	19%	967
BAPTIST HEALTHCARE - JAY HOSPITAL		697	264	27%	961
WHITE WILSON MEDICAL CENTER		128	827	87%	955
NORTH FLORIDA PEDIATRICS-TALLAHASSEE		879	75	8%	954
MINUTECLINIC LLC #8396		804	148	16%	952
BOND URGENT CARE LLC		696	252	27%	948
TREASURE COAST MEDICAL ASSOCIATES INC		621	317	34%	938
BAPTIST HEALTH EMERGENCY CENTER AT WEST CORAL WAY		700	232	25%	932
VRL EUROFINs - DALLAS		913	13	1%	926
STAGEZERO LIFE SCIENCES INC	2	837	84	9%	923
MINUTECLINIC LLC #1067		792	130	14%	922
SMA LAB	5	820	89	10%	914
PEDIATRIC HEALTH CARE ALLIANCE - NORTHDALe		837	76	8%	913
GENE TOX WORLDWIDE	60	736	100	11%	896
FAST TRACK URGENT CARE CENTER		4	886	100%	890
MINUTECLINIC LLC #3705		776	110	12%	886
SOLARIS HEALTHCARE PALATKA		864	18	2%	882
ED FRASER MEMORIAL HOSPITAL		691	187	21%	878
STEWART REFERENCE LABORATORY	1	544	325	37%	870
MINUTECLINIC LLC #5069		720	149	17%	869
MINUTE CLINIC LLC		725	128	15%	853
MINUTECLINIC LLC #3662		713	140	16%	853
MINUTECLINIC LLC #5214		759	92	11%	851
HISTOPATHOLOGY SERVICES, LLC		756	95	11%	851
ST ANNES NURSING CENTER		826	20	2%	846
LENCO MEDICAL LABORATORY		812	29	3%	841
PARAMOUNT URGENT CARE VILLAGES		542	294	35%	836
MINUTECLINIC LLC # 0514		703	116	14%	819
FLORIDA HOSPITAL ORLANDO		743	74	9%	817
CAREFAST MURABELLA		501	315	39%	816
PALM HARBOR PHARMACY		704	111	14%	815
COASTAL PEDIATRIC GROUP		697	108	13%	805
ASCENSION ST VINCENT'S - CLAY		775	29	4%	804
LABORATORY SPECIALISTS OF MICHIGAN		609	193	24%	802

# COVID-19: testing by laboratory

Data through Jan 11, 2021 verified as of Jan 12, 2021 at 09:25 AM

Data in this report are provisional and subject to change.

The numbers in the table below represent the number of Florida and non-Florida residents for whom test results were received by the Department of Health. A person can be tested by more than one laboratory and can have both positive and negative results. **Therefore, the sum of the numbers in each column will be larger than the total number of people tested.**

Reporting lab	Inconclusive	Negative	Positive	Percent positive	Total
PRIMARY CARE OF THE TREASURE COAST		711	91	11%	802
NAPLES URGENT CARE	1	505	292	37%	798
NITE LITE PEDIATRICS		233	561	71%	794
PHAROS HEALTH		623	167	21%	790
MINUTECLINIC LLC #7887		700	89	11%	789
ELLENTON URGENT CARE		573	212	27%	785
Community_Health		636	144	18%	780
MARION E FETHER MEDICAL CENTER, THE		717	62	8%	779
CENTRA CARE		445	324	42%	769
OPTUM LABS LLC		646	119	16%	765
MACDILL AIR FORCE BASE		709	51	7%	760
MINUTECLINIC LLC #1055		574	184	24%	758
FLAGLER HOSPITAL LABORATORY	8	32	715	95%	755
EUROFINS NTD, LLC		716	35	5%	751
DYNIX DIAGNOSTICS	2	524	217	29%	743
TYNDALL AIR FORCE BASE		572	171	23%	743
INTEGRITY LABORATORIES, LLC	1	603	139	19%	743
DEPARTMENT OF CLINICAL LABS		727	15	2%	742
MINUTECLINIC LLC #1771		606	131	18%	737
MINUTECLINIC LLC # 3579		619	118	16%	737
MINUTECLINIC, LLC (CLINIC 10699)		623	109	15%	732
MINUTECLINIC LLC # 3686		600	129	18%	729
TACACHALE CLINICAL LABORATORY		699	27	4%	726
NONE		308	417	58%	725
THE HEALTH CENTER OF PLANT CITY		671	51	7%	722
JUPITER MEDICAL CENTER URGENT CARE		475	247	34%	722
PATIENTS FIRST LAKE ELLA MEDICAL CENTER		625	93	13%	718
LAKELAND REGIONAL HEALTH - PWC/OB		36	678	95%	714
DISNEY COVID TEST SITE		703	9	1%	712
ADVENT HEALTH LAB - ORLANDO		430	282	40%	712
BROWNWOOD CARE CENTER		631	77	11%	708
MINUTECLINIC LLC #7173		615	84	12%	699
FLORIDA DEPARTMENT OF HEALTH IN POLK COUNTY	2	512	184	26%	698
PREMIER MEDICAL LABORATORY SERVICES	1	463	222	32%	686
MINUTECLINIC LLC # 3930		575	109	16%	684
MINUTECLINIC, LLC DBA MINUTECLINIC #4717		662	22	3%	684
MINUTECLINIC LLC #3635		595	89	13%	684
MINUTECLINIC LLC #3291		593	89	13%	682
NORTH OKALOOSA MEDICAL CENTER		405	273	40%	678
ARCPOINT LABS OF CORAL SPRINGS FL		607	70	10%	677
MINI ER ADULT AND PEDIATRIC URGENT CARE		574	98	15%	672
GENEIQ		635	37	6%	672
PROJECT HEALTH, INC SUMTERVILLE	5	540	122	18%	667
BAPTIST HEALTH - MD ANDERSON CANCER CENTER		661	4	1%	665
MINUTECLINIC LLC #3814		511	151	23%	662
Tampa Lakes Health and Rehabilitation Center	2	592	68	10%	662
VENICE REGIONAL MEDICAL CENTER		573	86	13%	659

# COVID-19: testing by laboratory

Data through Jan 11, 2021 verified as of Jan 12, 2021 at 09:25 AM

Data in this report are provisional and subject to change.

The numbers in the table below represent the number of Florida and non-Florida residents for whom test results were received by the Department of Health. A person can be tested by more than one laboratory and can have both positive and negative results. **Therefore, the sum of the numbers in each column will be larger than the total number of people tested.**

Reporting lab	Inconclusive	Negative	Positive	Percent positive	Total
LEE COUNTY EMERGENCY MEDICAL SERVICE		577	81	12%	658
NCH HEALTHCARE SYSTEM MICROBIOLOGY LAB		1	656	100%	657
MINUTECLINIC LLC #4458		512	144	22%	656
WILLOWBROOKE COURT AT EDGEWATER POINTE ESTATES		645	8	1%	653
ALTRU DIAGNOSTICS INC	2	611	39	6%	652
BLUE MED CONSULTANTS		634	18	3%	652
VITAS HEALTHCARE CORPORATION OF FLA		648	3	0%	651
CENTRA CARE – SOUTH ORANGE		476	175	27%	651
ADDICTION LABS OF AMERICA	3	596	51	8%	650
MINUTECLINIC LLC #3003		493	155	24%	648
MEDICAL FP – WHOLE FAMILY HEALTH CENTER		529	118	18%	647
MAVERICK LABS		456	186	29%	642
MINUTECLINIC, LLC #4015		471	171	27%	642
Victoria Nursing and Rehabilitation Center		599	40	6%	639
NORTH FLORIDA PEDIATRICS - LAKE CITY		475	164	26%	639
DOCTOR'S MEMORIAL HOSPITAL		485	152	24%	637
CVS HEALTH		453	182	29%	635
WHOLE FAMILY HEALTH CENTER INC		489	143	23%	632
COVANCE CLINICAL RESEARCH UNIT INC		615	14	2%	629
ANY LAB TEST NOW	1	421	207	33%	629
NORTH SHORE LIJ URGENT CARE PC		596	31	5%	627
ADVENT HEALTH CENTRA CARE - MOUNT DORA		276	348	56%	624
KENDALL HEALTHCARE PROPERTIES DBA	2	590	26	4%	618
PRIMARY CARE SERVICES AT INDIAN RIVER ESTATES		606	11	2%	617
PARAMOUNT URGENT CARE - CLERMONT		458	157	26%	615
MINUTECLINIC LLC #1821		539	75	12%	614
NORTHEAST FLORIDA NEUROLOGY CLINICS, INC		520	91	15%	611
HOLY CROSS HOSPITAL		12	598	98%	610
SANTA ROSA MEDICAL GROUP		490	115	19%	605
MINUTECLINIC LLC #7973		500	104	17%	604
MIAMI JEWISH HEALTH SYSTEMS		570	29	5%	599
PATIENTS FIRST - MAHAN DRIVE		164	435	73%	599
PALACE NURSING HOME & REHAB CENTER		569	29	5%	598
C.W. BILL YOUNG VA MEDICAL CENTER	1	17	576	97%	594
MINUTECLINIC LLC #7225		500	91	15%	591
MYTEST DIAGNOSTICS		538	43	7%	581
POINT OF CARE TESTING SITE		556	24	4%	580
ADVENT HEALTH CENTRA CARE - WATERFORD LAKES		481	94	16%	575
XYZ LABORATORY	8	504	63	11%	575
SOLARIS HEALTHCARE CHARLOTTE HARBOR		534	38	7%	572
MINUTECLINIC LLC #4024		478	94	16%	572
UNIVERSITY OF WEST FLORIDA STUDENT HEALTH SERVICES	1	468	102	18%	571
MOUNT SINAI LABORATORY		546	25	4%	571
MINUTECLINIC LLC #3285		489	82	14%	571
APALACHEE CORRECTIONAL INSTITUTION EAST UNIT		550	15	3%	565
VETERANS AFFAIRS MEDICAL CENTER - JAMES A HALEY			564	100%	564
MINUTECLINIC, LLC #3204		446	118	21%	564

# COVID-19: testing by laboratory

Data through Jan 11, 2021 verified as of Jan 12, 2021 at 09:25 AM

Data in this report are provisional and subject to change.

The numbers in the table below represent the number of Florida and non-Florida residents for whom test results were received by the Department of Health. A person can be tested by more than one laboratory and can have both positive and negative results. **Therefore, the sum of the numbers in each column will be larger than the total number of people tested.**

Reporting lab	Inconclusive	Negative	Positive	Percent positive	Total
MANOR PINES CONVALESCENT CENTER LLC	1	543	17	3%	561
PALM GARDEN OF PORT SAINT LUCIE		551	6	1%	557
CONSULATE HEALTH CARE OF NEW PORT RICHEY	2	487	66	12%	555
TREE HOUSE PEDIATRICS PLLC		497	54	10%	551
JOHN KNOX VILLAGE HEALTH CENTER		535	14	3%	549
MINUTECLINIC LLC #3257		431	118	21%	549
VITAE DIAGNOSTICS		534	13	2%	547
HOLMES REGIONAL MEDICAL CENTER		5	540	99%	545
NORTH FLORIDA PEDIATRICS PA - SUWANNEE		442	103	19%	545
The Sands at South Beach		541	4	1%	545
TENNESSEE DOH - NASHVILLE	2	478	62	11%	542
MINUTECLINIC LLC #5216		440	99	18%	539
READY RESPONDERS FLORIDA, PLLC		461	77	14%	538
COASTAL URGENT CARE		424	114	21%	538
ST JOHN'S NURSING CENTER		524	14	3%	538
LIFE CARE CENTER OF ORANGE PARK		512	26	5%	538
GULF COAST VILLAGE		508	28	5%	536
ORLANDO HEALTH AND REHAB CENTER		500	35	7%	535
ECCOLAB GROUP	1	143	388	73%	532
NCF DIAGNOSTICS & DNA TECHNOLOGIES	15	199	318	60%	532
SOUTHEAST ALABAMA MEDICAL CENT		482	49	9%	531
GOLDEN GLADES NURSING & REHABILITATION CTR		523	8	2%	531
LIFE CARE CENTER OF NEW PORT RICHEY		498	31	6%	529
SHORELINE PHYSICIAN GROUP		333	192	37%	525
KEYS AHEC SCHOOL MEDICAL CLINIC	6	453	66	13%	525
CREEKSIDE CARE CENTER	1	438	84	16%	523
INTERLACHEN PEDIATRICS		500	23	4%	523
SACRED HEART HEALTH SYSTEM, INC		286	234	45%	520
SEBASTIAN RIVER MEDICAL CENTER	2	401	117	23%	520
GULF COAST MOLECULAR LABORATORIES	12	428	78	15%	518
PALM BAY HOSPITAL CLINICAL LABORATORY		315	202	39%	517
HMA SANTA ROSA MEDICAL CENTER LLC DBA		401	116	22%	517
MED FAST URGENT CARE CENTER		260	255	50%	515
MINUTECLINIC LLC #3654		424	90	18%	514
MID-FLORIDA PATHOLOGY		403	110	21%	513
MEDICAL VB		392	120	23%	512
CONSULATE HEALTHCARE OF VERO BEACH	13	437	61	12%	511
FISHERMENS HOSPITAL CLINICAL LAB		468	39	8%	507
MINUTECLINIC LLC #3648		400	105	21%	505
Signature HealthCare Center of Waterford		479	26	5%	505
ETHOS WELLNESS PHARMACY		469	35	7%	504
Point of Care Testing	1	106	395	79%	502
FIU-HEALTH AUXILIARY LABORATORY		459	41	8%	500
MOLECULAR INFECTIOUS DISEASES		492	7	1%	499
COASTAL PHYSICIANS, LLC		365	134	27%	499
LIFE CARE CENTER OF HILLIARD		485	13	3%	498
MINUTECLINIC LLC # 7933		420	77	15%	497



# COVID-19: testing by laboratory

Data through Jan 11, 2021 verified as of Jan 12, 2021 at 09:25 AM

Data in this report are provisional and subject to change.

The numbers in the table below represent the number of Florida and non-Florida residents for whom test results were received by the Department of Health. A person can be tested by more than one laboratory and can have both positive and negative results. **Therefore, the sum of the numbers in each column will be larger than the total number of people tested.**

Reporting lab	Inconclusive	Negative	Positive	Percent positive	Total
THE PRESERVE		491	6	1%	497
DAVITA LABORATORY		426	70	14%	496
VETERANS AFFAIRS MEDICAL CENTER - BAY PINES		17	479	97%	496
WOODLANDS MEDICAL SPECIALISTS		346	149	30%	495
ADVENT HEALTH CENTRA CARE - PORT ORANGE		65	429	87%	494
MINUTECLINIC LLC #476		414	79	16%	493
CLINICAL PATHOLOGY LABS		386	106	22%	492
MINUTECLINIC LLC #4201		436	56	11%	492
BROAD INSTITUTE CLINICAL SEQUENCING RESEARCH PLATFORM	1	476	13	3%	490
CLEWISTON NURSING AND REHABILITATION CENTER		482	8	2%	490
PROHEALTH MEDICAL CLINIC		66	423	87%	489
THERADOC		152	337	69%	489
PALM GARDEN OF VERO BEACH		448	36	7%	484
VILLA MARIA NURSING & REHAB CENTER INC	1	469	11	2%	481
MIDWAY SPECIATLY CARE CENTER		294	185	39%	479
CLARITY LABS		412	64	13%	476
EDEN SPRINGS NURSING AND REHAB CENTER		373	103	22%	476
JACKSON MEMORIAL LONG TERM CARE CENTER		459	15	3%	474
CATALYST WALK IN CLINIC		359	109	23%	468
FORT MYERS INTERNAL MEDICINE, LLC		420	46	10%	466
ST CLOUD REGIONAL MEDICAL CENTER CLINICAL LAB		394	70	15%	464
INTERLACHEN PEDIATRICS PA		435	27	6%	462
HENDRY REGIONAL MEDICAL CENTER CLINICAL LABORATORY		309	150	33%	459
NEW YORK HOSPITAL LABORATORIES	1	442	12	3%	455
MEMORIAL PEMBROKE 24/7 CARE CENTER		346	109	24%	455
RIVER GARDEN HEBREW HOME FOR THE AGED		402	52	11%	454
CITY MEDICAL OF NEW JERSEY, PC		418	36	8%	454
EMERALD SHORES HEALTH AND REHABILITATION		367	86	19%	453
HEALTH CENTER AT BRENTWOOD	1	410	41	9%	452
BALDOMERO LOPEZ STATE VETERANS NURSING HOME	2	448	2	0%	452
PRIMARY CARE SERVICES AT ST ANDREWS ESTATES		449			449
MINUTECLINIC, LLC #5817		356	91	20%	447
Crestview Rehabilitation Center	3	317	124	28%	444
VETERANS AFFAIRS MEDICAL CENTER		40	404	91%	444
ENZO CLINICAL LABS INC	2	422	19	4%	443
MINUTECLINIC LLC #5924		356	86	19%	442
VALENCIA HILLS HEALTH AND REHABILITATION CENTER		429	12	3%	441
PEDIATRICS OF CENTRAL FLORIDA PA	16	395	29	7%	440
NCHMD, INC SOUTHEAST IMMEDIATE CARE		327	113	26%	440
LIFE CARE CENTER OF PENSACOLA		400	38	9%	438
SMA SPECIALTY MEDICAL LAB		115	321	74%	436
J AND G MEDICAL GROUP LLC		367	69	16%	436
JACKSON MEMORIAL PERDUE MEDICAL CENTER		417	16	4%	433
DOH - INDIAN RIVER		365	67	16%	432
AVECINA MEDICAL JULINGTON	1	240	189	44%	430
ADVENTHEALTH MEDICAL GROUP PROMPT CARE		308	121	28%	429
LITTLE PINE PEDIATRICS		280	147	34%	427

# COVID-19: testing by laboratory

Data through Jan 11, 2021 verified as of Jan 12, 2021 at 09:25 AM

Data in this report are provisional and subject to change.

The numbers in the table below represent the number of Florida and non-Florida residents for whom test results were received by the Department of Health. A person can be tested by more than one laboratory and can have both positive and negative results. **Therefore, the sum of the numbers in each column will be larger than the total number of people tested.**

Reporting lab	Inconclusive	Negative	Positive	Percent positive	Total
MINUTECLINIC LLC #3748		331	95	22%	426
MINUTECLINIC LLC #1807		332	93	22%	425
NEW PLANT CITY FAMILY CARE	1	225	199	47%	425
FOUNTAIN MANOR HEALTH AND REHAB CENTER	1	408	15	4%	424
Good Samaritan Society Kissimmee Village		359	64	15%	423
PALM GARDEN OF JACKSONVILLE	2	353	68	16%	423
FLORIDA DEPT OF HEALTH IN BREVARD COUNTY	3	360	60	14%	423
THE PALACE AT HOMESTEAD	1	407	15	4%	423
LAUDERDALE NURSING CENTER LLC	1	401	19	5%	421
GARCIA CLINICAL LABORATORY		28	392	93%	420
GROWING TOGETHER PEDIATRICS LLC		384	36	9%	420
FLO-MEDILAB SERVICES LLC		186	233	56%	419
MANOR AT CARPENTERS		393	26	6%	419
Southern Oaks Care Center	1	386	31	7%	418
MOORINGS PARK INSTITUTE, INC, THE		401	16	4%	417
PHYSICIANS PRIMARY CARE LAB		360	54	13%	414
LEHIGH REGIONAL MEDICAL CENTER LAB		371	43	10%	414
NORTH FLORIDA PEDIATRICS PA		353	60	15%	413
ADVENT HEALTH CENTRA CARE - WINTER PARK		272	141	34%	413
The Manor at Blue Water Bay		354	56	14%	410
LPG COCONUT POINT		337	73	18%	410
MINUTECLINIC LLC #3671		366	44	11%	410
CRUCIAL CARE EMERGENCY MEDICINE DOCTORS		334	76	19%	410
SPECTOR SCIENTIFIC LAB	1	188	220	54%	409
NCH HEALTHCARE BONITA		296	112	27%	408
NSPIRE HEALTHCARE MIAMI LAKES	6	390	11	3%	407
Williston Care Center		362	44	11%	406
HILLCREST HEALTH CARE & REHABILITATION CENTER	1	396	8	2%	405
HARTS HARBOR HEALTH CARE CENTER		388	16	4%	404
CAPE CANAVERAL HOSPITAL		231	173	43%	404
PENSACOLA PEDIATRICS	1	252	151	37%	404
ST ANDREWS BAY SKILLED NURSING &		353	50	12%	403
MAIN STREET MEDICAL CENTER		80	323	80%	403
DOCTORS CENTER,THE		315	88	22%	403
MEDICAL CENTER CLINIC-IMMEDIATE CARE	1	324	78	19%	403
WILLOW BROOKE COURT AT INDIAN RIVER ESTATES		361	42	10%	403
Plantation Bay Rehabilitation Center		392	10	2%	402
Q ANSWER LAB	1	366	34	8%	401
MINUTECLNIC LLC		356	45	11%	401
CYPRESS VILLAGE		385	15	4%	400
Colonial Lakes Health Care		381	17	4%	398
TIDE LABORATORIES		356	42	11%	398
FAMILY HEALTH CENTERS OF SWF LABS	2	325	71	18%	398
CLIFFORD CHESTER SIMS STATE VETERANS		390	6	2%	396
ER QUICKCARE PL		319	77	19%	396
MINI ER AND URGENT CARE		289	105	27%	394
MINUTECLINIC LLC #3236		353	41	10%	394



# COVID-19: testing by laboratory

Data through Jan 11, 2021 verified as of Jan 12, 2021 at 09:25 AM

Data in this report are provisional and subject to change.

The numbers in the table below represent the number of Florida and non-Florida residents for whom test results were received by the Department of Health. A person can be tested by more than one laboratory and can have both positive and negative results. **Therefore, the sum of the numbers in each column will be larger than the total number of people tested.**

Reporting lab	Inconclusive	Negative	Positive	Percent positive	Total
EAST LAKE PEDIATRICS		323	69	18%	392
WEST GABLES HEALTH CARE CENTER		382	9	2%	391
BARBER		13	376	97%	389
MEDONE URGENT CARE AT ST. AUGUSTINE		111	278	71%	389
MINUTECLINIC LLC #8381		307	80	21%	387
CHILDRENS MEDICAL ASSOCIATION		352	35	9%	387
MINUTECLINIC LLC #1815		339	47	12%	386
TELESCOPE HEALTH LLC	3	301	82	21%	386
NEW YORK PRESBYTERIAN - CUMC CLINICAL		367	17	4%	384
PARKLANDS FACILITY INC	4	369	10	3%	383
FLAGLER COUNTY HEALTH DEPARTMENT		315	67	18%	382
EXPRESS URGENT CARE LLC		1	376	100%	377
BAYA PHARMACY WEST		8	368	98%	376
HERON POINTE HEALTH AND REHABILITATION	1	372	2	1%	375
MINUTECLINIC LLC #4612		291	84	22%	375
PALM GARDEN OF TAMPA		366	8	2%	374
PALM GARDEN OF OCALA		330	44	12%	374
GOLDEN GATE FAMILY CLINIC		83	291	78%	374
AMERICA'S PHARMACY LLC		328	45	12%	373
MINUTECLINIC, LLC #3245		268	103	28%	371
MEDONE URGENT CARE CENTER		149	222	60%	371
SANTA ROSA CENTER FOR REHABILITATION AND HEALING		310	61	16%	371
URGENT CARE BETHESDA	1	318	52	14%	371
CARENOW URGENT CARE – FORT PIERCE		209	162	44%	371
NAVAL HOSPITAL - JACKSONVILLE		41	329	89%	370
HENDRY REGIONAL MEDICAL CENTER		107	263	71%	370
APP-UNIPATH, LLC	2	356	12	3%	370
VITAS HEALTHCARE CORP OF CENTRAL FL		358	11	3%	369
RICARDO NAVARRO DO PA		321	47	13%	368
VETERANS AFFAIRS MEDICAL CENTER - GAINESVILLE		2	366	99%	368
STEWART ROCKLEDGE HOSPITAL		276	91	25%	367
BROOKDALE PALMER RANCH	1	321	44	12%	366
ADVENT HEALTH - TAMPA		148	217	59%	365
BALDWIN PEDIATRICS	1	343	20	5%	364
MINUTECLINIC LLC #3255		289	74	20%	363
ADVENT HEALTH CENTRA CARE - WINTER HAVEN	1	180	182	50%	363
MANOR CARE HEALTH SERVICES - FT MYERS		352	10	3%	362
PEDIATRIC HEALTHCARE ALLIANCE PA		327	33	9%	360
HARBOUR HEALTH CENTER		349	10	3%	359
MAYFLOWER ASSISTED LIVING		357	2	1%	359
FAIR HAVENS CENTER, OPCO		354	5	1%	359
FERNANDINA BEACH REHAB AND NURSING	1	349	9	3%	359
MEDFAST URGENT CARE CENTERS		79	278	78%	357
AMERICAN FAMILY CARE PENSACOLA WEST		1	355	100%	356
Ocala Health and Rehabilitation Center		340	16	4%	356
INFORM DIAGNOSTICS		349	6	2%	355
ADVENT HEALTH CENTRA CARE - LAKE MARY	2	104	249	70%	355

# COVID-19: testing by laboratory

Data through Jan 11, 2021 verified as of Jan 12, 2021 at 09:25 AM

Data in this report are provisional and subject to change.

The numbers in the table below represent the number of Florida and non-Florida residents for whom test results were received by the Department of Health. A person can be tested by more than one laboratory and can have both positive and negative results. **Therefore, the sum of the numbers in each column will be larger than the total number of people tested.**

Reporting lab	Inconclusive	Negative	Positive	Percent positive	Total
DIAMOND RIDGE HEALTH AND REHABILITATION		340	13	4%	353
UR MEDICINE LABS- CENTRAL LABORATORY		336	16	5%	352
REDI MED LLC		242	108	31%	350
BAYSHORE DIAGNOSTICS		309	40	11%	349
MEDIQUICK URGENT CARE CENTERS INC		154	195	56%	349
CARE ONE OF FLORIDA LLC		200	149	43%	349
SANFORD LABORATORIES		325	23	7%	348
TREASURE COAST COMMUNITY HEALTH	3	302	43	12%	348
24 HOUR PEDIATIC CARE CENTER	1	310	36	10%	347
MEDICAL CONSULTANTS OF FLORIDA, LLC		284	61	18%	345
CITRUS NURSING CENTER LLC		326	19	6%	345
BOND AND STEELE CLINIC PA		209	136	39%	345
THE PALACE MANAGEMENT - THE PALACE AT CORAL GABLES		343	2	1%	345
MY CLINICAL LAB		224	120	35%	344
PALMS OF SEBRING		320	24	7%	344
Stacey Health Care Centers Inc. dba Riverside Care Center		315	28	8%	343
Solaris HealthCare Windermere		333	9	3%	342
KETAMINE HEALTH CENTERS LLC		315	27	8%	342
BUFFALO CROSSING HEALTHCARE & REHABILITATION CTR		330	10	3%	340
VILLAGE AT VIENNA SQUARE,THE	6	329	5	1%	340
ADVENT HEALTH CENTRA CARE - PALM COAST		80	260	76%	340
BAPTIST PRIMARY CARE	2	267	70	21%	339
GENESIS DIAGNOSTICS		234	105	31%	339
SELECT REFERENCE LABORATORIES, LLC	1	326	12	4%	339
HALIFAX MEDICAL CENTER-PORT ORANGE LAB		287	51	15%	338
CALHOUN LIBERTY HOSPITAL		235	102	30%	337
CLARIDGE HOUSE NURSING CENTER		321	16	5%	337
INDIAN RIVER CTR, LLC		305	32	9%	337
CORAL BAY HEALTHCARE AND REHABILITATION	1	329	6	2%	336
ABBAY DELRAY		332	4	1%	336
SIPARADIGM, DIAGNOSTIC INFORMATICS		273	63	19%	336
NORTH FLORIDA REHABILITATION & SPECIALTY CARE		332	3	1%	335
VRL EUROFINS		323	12	4%	335
CONTINENTAL CLINICAL RESEARCH, LLC		327	8	2%	335
LOOP PEDIATRICS PA	2	275	57	17%	334
VITAS LUTHERAN TOWERS INPATIENT PROGRAM		289	45	13%	334
FLORIDA HOSPITAL MEDICAL GROUP		247	86	26%	333
RUSKIN HEALTH CENTER		221	111	33%	332
ADVENT HEALTH CENTRA CARE - LEESBURG		13	318	96%	331
ARCPPOINTS LABS		294	36	11%	330
NORTH PINELLAS STATMED QUICK QUALITY CLINICS		236	93	28%	329
ORLANDO HEALTH CENTER FOR REHABILITATION		320	9	3%	329
SIGNATURE HEALTHCARE OF BROOKWOOD GARDENS		327	1	0%	328
FLORIDA HOSPITAL WAUCHULA		223	105	32%	328
AFC URGENT CARE SEMINOLE			328	100%	328
USAFSAM/PHE		174	152	47%	326
CONSULATE HEALTH CARE OF BAYONET POINT	3	316	7	2%	326

# COVID-19: testing by laboratory

Data through Jan 11, 2021 verified as of Jan 12, 2021 at 09:25 AM

Data in this report are provisional and subject to change.

The numbers in the table below represent the number of Florida and non-Florida residents for whom test results were received by the Department of Health. A person can be tested by more than one laboratory and can have both positive and negative results. **Therefore, the sum of the numbers in each column will be larger than the total number of people tested.**

Reporting lab	Inconclusive	Negative	Positive	Percent positive	Total
TRI-COUNTY NURSING AND REHABILITATION CENTER INC		311	15	5%	326
MANOR OAKS NURSING & REHAB CENTER	2	319	1	0%	322
BLOUNTSTOWN REHABILITATION CENTER LLC		221	99	31%	320
MIDWAY SPECIALTY CARE CENTER	3	203	113	35%	319
JACKSONVILLE BEACH PEDIATRIC CARE CENTER☐		280	37	12%	317
CORE DIAGNOSTIC LABORATORIES LLC		236	79	25%	315
SOLARIS HEALTHCARE MERRITT ISLAND		294	21	7%	315
SPRING HILL HEALTH AND REHABILITATION CENTER		300	15	5%	315
MINUTECLINIC LLC #1350		250	65	21%	315
SOLARIS HEALTHCARE LAKE CITY		255	59	19%	314
CORAL TRACE HEALTH CARE☐	2	306	5	2%	313
CHILDRENS MEDICAL ASSOCIATION PA		280	33	11%	313
GENESIS MEDICAL LABORATORY MIAMI FL.		83	229	73%	312
MEDSCAN LABORATORY INC	1	162	148	48%	311
ORCHARD PARK HEALTH & REHABILITATION		309	2	1%	311
BENTON PEDIATRICS INC		280	30	10%	310
MEDFAST URGENT CARE CENTER		83	227	73%	310
Timberridge Center for Rehabilitation and Healing		283	26	8%	309
MINUTECLINIC LLC, #10357		308	1	0%	309
HAINES CITY REHABILITATION AND NURSING CENTER		287	22	7%	309
SOLARIS HEALTHCARE PARKWAY	2	301	5	2%	308
EAST LAKE PEDIATRICS PA		277	31	10%	308
MEDEXPRESS LUTZ		3	304	99%	307
Life Care Center of Ocala		277	29	9%	306
DBI HEALTH INC		292	14	5%	306
HEALTH CENTRAL PARK		240	66	22%	306
FLORIDA GULF COAST UNIVERSITY		155	149	49%	304
SHORE ACRES CARE CENTER		275	29	10%	304
Palmetto Subacute Care Center		294	8	3%	302
Life Care Center at Wells Crossing		285	16	5%	301
OPTUMCARE FLORIDA LLC		205	96	32%	301
FLORIDA DEPARTMENT OF HEALTH CLAY COUNTY	1	207	91	30%	299
LIFEBRITE	1	123	175	59%	299
ASAP LAB LLC		200	99	33%	299
AFC URGENT CARE CLEARWATER	1	121	176	59%	298
URGENT CARE OF THE PALM BEACHES		3	295	99%	298
FIRST QUALITY LABORATORY		273	25	8%	298
ADVENT HEALTH CENTRA CARE - TITUSVILLE		56	241	81%	297
FLORIDA HOSPITAL HEARTLAND MED CTR LAKE PLACID		217	80	27%	297
BUENA VISTA URGENT CARE		264	32	11%	296
VETERANS AFFAIRS MEDICAL CENTER - LAKE CITY		52	244	82%	296
PROFESSIONAL HEALTH EXAMINERS		252	43	15%	295
LIFE CARE PONTE VEDRA INC		290	5	2%	295
MANOR CARE NURSING CENTER OF SARASOTA FL LLC☐		287	8	3%	295
DELTONA HEALTH CARE		270	23	8%	293
KEY WEST HEALTH AND REHAB	1	286	6	2%	293
PHYSICIANS STAT LAB INC		243	50	17%	293

# COVID-19: testing by laboratory

Data through Jan 11, 2021 verified as of Jan 12, 2021 at 09:25 AM

Data in this report are provisional and subject to change.

The numbers in the table below represent the number of Florida and non-Florida residents for whom test results were received by the Department of Health. A person can be tested by more than one laboratory and can have both positive and negative results. **Therefore, the sum of the numbers in each column will be larger than the total number of people tested.**

Reporting lab	Inconclusive	Negative	Positive	Percent positive	Total
SUWANNEE HEALTH AND REHABILITATION CENTER		287	5	2%	292
NORTHWEST MEDICAL CENTER CLINICAL LABORATORY		175	117	40%	292
SOLARIS HEALTHCARE OSCEOLA		283	8	3%	291
Cypress Cove Care Center		192	99	34%	291
Quest Diag Unspecifd		180	111	38%	291
BOCA GRANDE HEALTH CLINIC		274	17	6%	291
PROFESSIONAL HEALTH EXAMINERS DBA PROHEALTH		239	51	18%	290
BREVARD HEALTH ALLIANCE		118	171	59%	289
Manatee Springs Rehabilitation and Nursing Center		273	16	6%	289
AUBURN UNIVERSITY MEDICAL CLINIC		227	62	21%	289
PHYSICIANS REGIONAL WALK-IN		184	103	36%	287
LAKELAND REGIONAL HEALTH SYSTEMS INC		20	266	93%	286
HOPE HOSPICE AND COMMUNITY SERVICES INC	10	268	8	3%	286
SPECIALTY HEALTH AND REHABILITATION CENTER		260	24	8%	284
BIOCEPT		268	16	6%	284
SOLARIS HEALTHCARE BAYONET POINT		272	12	4%	284
MANORCARE HEALTH SERVICES - VENICE		233	49	17%	282
BROOKSVILLE HEALTHCARE CENTER LLC□		278	4	1%	282
BOCA BIOLISTICS REFERENCE LABORATORY	2	185	95	34%	282
PALM GARDEN OF GAINESVILLE	2	277	2	1%	281
FAIRWAY OAKS CENTER LLC	6	268	6	2%	280
PALM GARDEN OF CLEARWATER		263	17	6%	280
AFC URGENT CARE FAMILY CARE			279	100%	279
ASCEND CLINICAL	2	232	45	16%	279
Palm Garden of Largo		277	1	0%	278
SPRINGTREE REHAB & HEALTH CARE CENTER		261	16	6%	277
PRUITT HEALTH-SANTA ROSA		275	2	1%	277
SABAL PALMS HEALTH AND REHAB		233	43	16%	276
GOOD SAMARITAN SOCIETY-DAYTONA		271	5	2%	276
CAREMED CLINIC LLC		166	110	40%	276
VIERA HOSPITAL, INC		202	72	26%	274
AFC URGENT CARE TYRONE		2	272	99%	274
CARE ONE OF FLORIDA	1	179	94	34%	274
ROLLINS COLLEGE WELLNESS CENTER		130	143	52%	273
GANDY CROSSING CARE CENTER	1	260	12	4%	273
WESTCHESTER GARDENS LIMITED PARTNERSHIP		268	5	2%	273
AVELLINO LAB USA, INC	1	262	9	3%	272
Solaris Healthcare Daytona	1	251	19	7%	271
MICHAEL A MIDDLETON MD PA□		262	9	3%	271
STARKE FAMILY MEDICAL CENTER		215	55	20%	270
HEALTHY STEPS PEDIATRICS		238	32	12%	270
LabCorp (Non-Interfaced)	1	113	155	58%	269
BAY VILLAGE OF SARASOTA INC		266	3	1%	269
BRIDGEWATER PARK HEALTH AND REHAB		257	12	4%	269
AURORA DIAGNOSTICS BERNHARDT LABORATORIES PATHOLOGY SERVICE		190	79	29%	269
PREMIER PLACE AT THE GLENVIEW		260	8	3%	268
ADVENT HEALTH CENTRA CARE - ALTAMONTE SPRINGS		159	109	41%	268



# COVID-19: testing by laboratory

Data through Jan 11, 2021 verified as of Jan 12, 2021 at 09:25 AM

Data in this report are provisional and subject to change.

The numbers in the table below represent the number of Florida and non-Florida residents for whom test results were received by the Department of Health. A person can be tested by more than one laboratory and can have both positive and negative results. **Therefore, the sum of the numbers in each column will be larger than the total number of people tested.**

Reporting lab	Inconclusive	Negative	Positive	Percent positive	Total
MINUTECLINIC LLC #3637		181	86	32%	267
FLORIDA DEPARTMENT OF HEALTH IN CALHOUN COUNTY		180	86	32%	266
ADVENT HEALTH CENTRA CARE - ORMOND BEACH		113	153	58%	266
VILLAGE DOCTORS FAMILY MEDICAL CENTER OF		212	54	20%	266
ST JUDE CHILDREN'S RESEARCH HOSPITAL		252	13	5%	265
Marshall Health and Rehabilitation Center		259	6	2%	265
HOMESTEAD MANOR	2	222	40	15%	264
Bayside Care Center	1	243	19	7%	263
ST JAMES HEALTH AND REHABILITATION CENTER		190	72	27%	262
AVENTURA REHAB AND NURSING CENTER		257	5	2%	262
SEA BREEZE REHAB AND NURSING CENTER		255	5	2%	260
PALM GARDEN OF ORLANDO		230	30	12%	260
CLIFFORD CHESTER SIMS VA NURSING HOME		251	9	3%	260
OCEAN VIEW NURSING AND REHAB CENTER		249	10	4%	259
CONSULATE HEALTHCARE OF KISSIMMEE		247	12	5%	259
FLORIDA WOMAN CARE LABORATORY LLC		232	26	10%	258
Glades West Rehabilitation and Nursing Center		250	6	2%	256
PruittHealth Panama City	1	215	40	16%	256
FL HUD DESTIN, LLC D/B/A GRAND BOULEVARD HEALTH		223	33	13%	256
QUALITOX LABORATORIES		105	150	59%	255
CARENOW	2	134	119	47%	255
CONSULATE HEALTH CARE OF SAFETY HARBOR		250	4	2%	254
PROJECT HEALTH INC	1	189	64	25%	254
LAKE EUSTIS HEALTH AND REHABILITATION CENTER		249	5	2%	254
HARDEE MANOR HEALTH CARE CENTER	1	248	3	1%	252
SIGNATURE HEALTHCARE OF NORTH FLORIDA		250	2	1%	252
KISSIMMEE FACILITY OPERATIONS LLC		243	8	3%	251
ROSEWOOD HEALTH AND REHABILITATION CENTER		242	8	3%	250
LUTHERAN HAVEN		247	3	1%	250
PruittHealth Santa Rosa		195	55	22%	250
PERSONALIZED GENETIC TESTING	1	156	92	37%	249
SERENADES IN THE VILLAGES		199	50	20%	249
EXPRESS PHARMACY		232	16	6%	248
Destin Healthcare and Rehabiliation Center	1	238	7	3%	246
SHELL POINT VILLAGE MEDICAL CENTER		246			246
TAMARAC REHABILITATION & HEALTH CENTER		245	1	0%	246
HEATHER HILL HEALTHCARE CENTER		205	41	17%	246
MARTIN MEMORIAL MEDICAL CENTER LAB		128	118	48%	246
renaissance health and rehabilitation center		237	8	3%	245
DAVID SCOTT MADWAR MD PA		221	24	10%	245
CLERMONT HEALTH AND REHABILITATION CENTER		234	11	4%	245
BEAR CREEK NURSING CENTER		240	3	1%	243
HARBOURWOOD	1	238	4	2%	243
ROSEWOOD HEALTHCARE & REHABILITATION CENTER		239	4	2%	243
GOOD SAMARITAN CARES		236	5	2%	241
BROWARD NURSING & REHABILITATION CTR	8	230	3	1%	241
XPRESS URGENT CARE	3	196	42	17%	241

# COVID-19: testing by laboratory

Data through Jan 11, 2021 verified as of Jan 12, 2021 at 09:25 AM

Data in this report are provisional and subject to change.

The numbers in the table below represent the number of Florida and non-Florida residents for whom test results were received by the Department of Health. A person can be tested by more than one laboratory and can have both positive and negative results. **Therefore, the sum of the numbers in each column will be larger than the total number of people tested.**

Reporting lab	Inconclusive	Negative	Positive	Percent positive	Total
MEDIPATH		13	225	95%	238
PINES OF SARASOTA		236	2	1%	238
SPRINGS AT BOCA CIEGA BAY,THE		228	9	4%	237
ELLENTON PEDIATRICS		220	17	7%	237
Fernandina Beach Rehabilitation and Nursing Center		236	1	0%	237
MALABAR/ADVENT CENTRA CARE		48	189	80%	237
DIAMOND RIDGE HEALTH AND REHABILITATION CENTER		222	15	6%	237
ARGO SENIOR LIVING AT HAVERHILL		229	7	3%	236
ORCHARD RIDGE CARE AND REHABILITATION CENTER		230	6	3%	236
OSPREY LODGE		223	13	6%	236
ADVENT HEALTH CENTRA CARE - UNIVERSITY	1	95	140	59%	236
OAK HAMMOCK AT THE UNIVERSITY OF FLORIDA		229	6	3%	235
Vi at Lakeside Village Skilled Nursing		230	5	2%	235
ARCHER HEALTH VENTURES, LLC		210	25	11%	235
MEDICAL CENTER OF DELTONA, INC		176	58	25%	234
Heritage Healthcare at Tallahassee		230	4	2%	234
MEMPHIS PATHOLOGY LABORATORY	4	212	17	7%	233
REGENTS PARK AT AVENTURA		221	12	5%	233
ROSEN MEDICAL CENTER		206	27	12%	233
HEARTLAND PEDIATRICS OF LAKE WALES		204	29	12%	233
Bay Breeze Senior Living and Rehabilitation Center		181	51	22%	232
Solaris Healthcare Lake Bennet		203	29	13%	232
SUN COUNTRY PEDIATRICS PLLC	6	204	20	9%	230
SABAL DIRECT PRIMARY CARE, PA		191	38	17%	229
PALMETTO FAMILY HEALTHCARE	1	135	92	40%	228
BAY TREE CARE AND REHABILITATION CENTER		197	31	14%	228
RULEME CENTER	2	211	15	7%	228
PROTEUS MOLECULAR AND CLINICAL LAB	1	145	82	36%	228
ADVENT HEALTH CENTRA CARE - COLONIAL TOWN	1	175	51	22%	227
FLORIDA DEPARTMENT OF HEALTH		197	30	13%	227
LIFE CARE CENTER OF WINTER HAVEN		212	15	7%	227
LAKE PARK OF MADISON		222	5	2%	227
TGH		1	224	100%	225
SERANADES BY SONATA WEST ORANGE		203	22	10%	225
SANDBAY URGENT CARE		181	44	20%	225
DIAGNOSTIC & CLINICAL CARE SERVICES INC DBA		183	42	19%	225
LEHIGH VALLEY GENOMICS			224	100%	224
LYNN HAVEN SPORTS COMPLEX-WALKON CLINIC		20	204	91%	224
CHIPOLA HEALTH AND REHAB		208	15	7%	223
TERRACES OF LAKE WORTH CARE CENTER□		216	7	3%	223
ADVENT HEALTH CENTRA CARE		104	118	53%	222
MANDARIN PEDIATRICS		209	12	5%	221
LITTLE PINE PEDIATRICS PLLC		184	37	17%	221
AFC URGENT CARE		52	169	76%	221
EPN URGENT CARE		43	178	81%	221
TUSKAWILLA NURSING AND REHAB CENTER	2	212	6	3%	220
CRONOS CLINICAL LABORATORY	14	145	61	28%	220

# COVID-19: testing by laboratory

Data through Jan 11, 2021 verified as of Jan 12, 2021 at 09:25 AM

Data in this report are provisional and subject to change.

The numbers in the table below represent the number of Florida and non-Florida residents for whom test results were received by the Department of Health. A person can be tested by more than one laboratory and can have both positive and negative results. **Therefore, the sum of the numbers in each column will be larger than the total number of people tested.**

Reporting lab	Inconclusive	Negative	Positive	Percent positive	Total
BUREAU OF CLINICAL LABORATORIES		183	37	17%	220
Boynton Beach Rehabilitation Center	2	213	4	2%	219
VILLAGE DOCTORS OF KEYSTONE		163	56	26%	219
CARITHERS PEDIATRIC GROUP		187	32	15%	219
SAMANTHA WILSON CARE CENTER		210	7	3%	217
COLOR GENOMICS, INC.	2	211	4	2%	217
POINT WASHINGTON MEDICAL CLINIC		81	136	63%	217
MINUTECLINIC LLC #8927		173	44	20%	217
THE MANOR AT CARPENTERS		185	32	15%	217
PALM GARDEN OF AVENTURA		216	1	0%	217
LAKE PORT SQUARE		200	17	8%	217
HARDEE COUNTY HEALTH DEPARTMENT		171	45	21%	216
TIERRA PINES CENTER		205	11	5%	216
BRENTWOOD RETIREMENT COMMUNITY	4	185	27	13%	216
ST. CLOUD REGIONAL MEDICAL CENTER		199	17	8%	216
Sunset Point Center		213	2	1%	215
SILVERCREST HEALTH AND REHABILITATION CENTER	3	206	6	3%	215
GATEWAY/ADVENT CENTRA CARE	1	24	189	88%	214
JACKSON PLAZA NURSING & REHAB CENTER	1	208	5	2%	214
ELMHURST HOSPITAL CENTER	1	203	10	5%	214
Consulate Health Care of North Fort Myers		203	11	5%	214
BLOCK, NATION, CHASE, AND SMOLEN FAMILY MEDICINE		157	56	26%	213
PCB CLINIC		167	45	21%	212
POCONO MEDICAL CENTER		212			212
MANOR CARE OF BOYNTON BEACH LLC		206	6	3%	212
TALLAHASSEE NHHI LLC		200	11	5%	211
CONSULATE HEALTH CARE OF WINTER HAVEN		209	2	1%	211
SUNRISE DIAGNOSTIC LABORATORY		158	53	25%	211
PARKS HEALTHCARE & REHABILITATION CTR	4	206	1	0%	211
LONGWOOD FAMILY PRACTICE		172	39	18%	211
W FRANK WELLS NURSING HOME		183	27	13%	210
USF MORSANI CENTER FOR ADVANCED HEALTH CARE		176	33	16%	209
PEDIATRIC HEALTH CARE ALLIANCE, PA		190	19	9%	209
THE PALACE NURSING AND REHABILITATION CENTER		209			209
Solaris Healthcare Coconut Creek		207	2	1%	209
EDGEWATER AT WATERMAN VILLAGE,THE		198	11	5%	209
FELLOWSHIP HOME AT THE FAIRWAY LLC		202	6	3%	208
SILVER CREEK SENIOR LIVING COMMUNITY		206	2	1%	208
HAVEN OF OUR LADY OF PEACE INC		200	8	4%	208
ACCURATE DIAGNOSTIC LABS, INC		194	13	6%	207
Taylor Care Center		203	4	2%	207
ABBOTT LABORATORIES		142	65	31%	207
DOCTORS MEMORIAL FAMILY MEDICINE	2	142	63	30%	207
DXTERITY DIAGNOSTICS	1	198	7	3%	206
RIVERS FAMILY MEDICINE PA		155	51	25%	206
CARRINGTON PLACE OF ST PETE LLC		202	4	2%	206
PEDIATRICS IN BREVARD PA		188	18	9%	206



# COVID-19: testing by laboratory

Data through Jan 11, 2021 verified as of Jan 12, 2021 at 09:25 AM

Data in this report are provisional and subject to change.

The numbers in the table below represent the number of Florida and non-Florida residents for whom test results were received by the Department of Health. A person can be tested by more than one laboratory and can have both positive and negative results. **Therefore, the sum of the numbers in each column will be larger than the total number of people tested.**

Reporting lab	Inconclusive	Negative	Positive	Percent positive	Total
BAYA POINTE NURSING AND REHABILITATION		123	82	40%	205
ORANGE COUNTY HEALTH DEPT		196	8	4%	204
DIGNITY HEALING, LLC		193	11	5%	204
REHABILITATION CENTER OF LAKE CITY, THE		179	25	12%	204
MINUTECLINIC LLC #5187		172	32	16%	204
HOMESTEAD VILLAGE		201	3	1%	204
CLINICAL PATHOLOGY LABS INC		202			202
FULGENT GENETICS	2	162	38	19%	202
HEALTH FIRST - HOLMES REGIONAL MEDICAL CENTER		32	170	84%	202
FLORIDA CLINICAL LABORATORY-BIOREFERENCE LABORATORIES		65	137	68%	202
MIAMI JEWISH HEALTH SYSTEMS, INC	1	194	7	3%	202
POLK COUNTY HEALTH DEPARTMENT		178	24	12%	202
Governors Creek Health and Rehabilitation	1	198	2	1%	201
VAMC WEST PALM LAB		5	196	98%	201
Chatsworth at PGA National, LLC		196	5	2%	201
SUNRISE URGENT CARE ASSOCIATES LLC D/B/A	2	30	168	84%	200
GRAND COURT TAMPA		198	1	1%	199
Solaris HealthCare Imperial		194	5	3%	199
SOLARIS SENIOR LIVING VERO BEACH		192	7	4%	199
TRENTON MEDICAL CENTER INC DBA PALMS MEDICAL GROUP	4	140	55	28%	199
PRIMARY CARE SOUTH INC		17	181	91%	198
ADVENT HEALTH - CARROLLWOOD	4	169	25	13%	198
PATHGROUP LABS LLC		94	104	53%	198
Lake Port Square Health Center		185	13	7%	198
OCALA FAMILY MEDICAL CENTER INC	1	157	40	20%	198
DEPARTMENT OF HEALTH & HUMAN SERVICES		198			198
USA HEALTH UNIVERSITY HOSPITAL CLINICAL LABORATORY	1	195	2	1%	198
MOLECULAR TESTING LABS		156	41	21%	197
SIGNATURE HEALTHCARE AT THE COURTYARD		150	46	23%	196
GLENRIDGE ON PALMER RANCH,THE		189	7	4%	196
PALM GARDEN OF WINTER HAVEN		181	15	8%	196
PIONEER CLINICAL LAB, LLC		129	66	34%	195
FAMILY CARE PARTNERS OF NORTHEAST FLORIDA LLC		135	59	30%	194
WESTWOOD HEALTHCARE SNF		164	30	15%	194
HEALTH DESIGNS		184	9	5%	193
Life Care Center of Punta Gorda	1	181	11	6%	193
ASSOCIATESMD MEDICAL GROUP INC		159	33	17%	192
San Jose Health & Rehabilitation		190	2	1%	192
Bayside Health and Rehabilitation		164	27	14%	191
CROSS POINTE CARE CENTER	2	189			191
ManorCare Health Services-Palm Harbor		191			191
Solaris Senior Living North Naples ALF		184	6	3%	190
Lakewood Nursing Center		169	21	11%	190
QUICK CARE MED		151	38	20%	189
HEALTH LINK DIAGNOSTIC LABORATORIES		182	6	3%	188
WOMEN'S CARE FLORIDA LABORATORY		183	5	3%	188
Nspire Health Care Kendall		177	10	5%	187

# COVID-19: testing by laboratory

Data through Jan 11, 2021 verified as of Jan 12, 2021 at 09:25 AM

Data in this report are provisional and subject to change.

The numbers in the table below represent the number of Florida and non-Florida residents for whom test results were received by the Department of Health. A person can be tested by more than one laboratory and can have both positive and negative results. **Therefore, the sum of the numbers in each column will be larger than the total number of people tested.**

Reporting lab	Inconclusive	Negative	Positive	Percent positive	Total
AVECINA MOBILE		118	69	37%	187
Orchid Cove at Sarasota		185	1	1%	186
NEO GENOMICS - FORT MYERS	1	180	5	3%	186
PLANTATION NURSING & REHAB CENTER		186			186
KENNEDY PAIN CLINIC GROUP LLC		161	25	13%	186
AMEERAH LABS, LLC	2	145	39	21%	186
COMMUNITY HEALTH AND REHABILITATION CENTER		159	26	14%	185
ADVENT		172	13	7%	185
WIREGRASS DIRECT PRIMARY CARE PLLC		158	27	15%	185
ST. JAMES BAY HEALTH AND REHABILITATION CENTER		183	1	1%	184
BAYVIEW CENTER		181	2	1%	183
MANOR CARE OF NAPLES FL LLC		181	2	1%	183
ADVENT HEALTH CENTRA CARE - WESLEY CHAPEL		13	170	93%	183
SEMINOLE NURSING PAVILION		176	7	4%	183
UNIVERSITY OF TAMPA STUDENT HEALTH AND SHC CLINICAL LABORATORY		49	133	73%	182
GOOD SAMARITAN CENTER		181	1	1%	182
ADVENT HEALTH CENTRA CARE - DAYTONA BEACH		93	89	49%	182
FORT PIERCE HEALTH CARE		179	3	2%	182
SOUTHWEST ORLANDO FAMILY MEDICINE, PL		147	35	19%	182
VETERANS AFFAIRS MEDICAL CENTER - MIAMI			182	100%	182
NADAL PEDIATRICS - VICTORIA STREET (3385)		153	28	15%	181
Parkview Rehabilitation Center at Winter Park		178	3	2%	181
BROOKDALE FORT MYERS CYPRESS LAKE		179	1	1%	180
CENTRA CARE – AZALEA PARK		98	82	46%	180
ABBIEJEAN RUSSELL CARE CENTER		180			180
NSPIRE HEALTHCARE LAUDERHILL		174	6	3%	180
BOCA RATON REHABILITATION CENTER	4	172	3	2%	179
NORTH FLORIDA MEDICAL GROUP		117	62	35%	179
CORAL REEF NURSING & REHAB CENTER		176	2	1%	178
ARCPOINT LABS OF ST PETERSBURG		117	61	34%	178
CONSULATE HEALTH CARE OF MELBOURNE		177	1	1%	178
ADVENT HEALTH CENTRA CARE - CARROLLWOOD		5	172	97%	177
SUPERIOR RESIDENCES OF PANAMA CITY BEACH		171	6	3%	177
NIGHT LITE PEDIATRICS WINTER GARDEN		144	32	18%	176
AMERICAN FINNISH NURSING HOME	1	170	5	3%	176
BAPTIST HEALTH PRIMARY CARE	1	134	41	23%	176
FAMILY CARE PARTNERS OF NE FLORIDA LLC		123	53	30%	176
ARBOR FACILITY INC		176			176
OCEAN REEF MEDICAL CENTER		149	26	15%	175
Heritage Park Rehabilitation & Healthcare		159	16	9%	175
ATLANTIC SHORES NURSING AND REHAB CENTER		171	4	2%	175
Consulate Health Care of St. Petersburg		174			174
MEDICAL CONSULTANTS OF FLORIDA LLC	1	142	31	18%	174
ORANGE BLOSSOM FAMILY HEALTH		161	13	7%	174
Crossbreeze care center		173	1	1%	174
PAVILION FOR HEALTHCARE, THE		173	1	1%	174
FINLAY CLINICAL LABORATORY INC		36	138	79%	174

# COVID-19: testing by laboratory

Data through Jan 11, 2021 verified as of Jan 12, 2021 at 09:25 AM

Data in this report are provisional and subject to change.

The numbers in the table below represent the number of Florida and non-Florida residents for whom test results were received by the Department of Health. A person can be tested by more than one laboratory and can have both positive and negative results. **Therefore, the sum of the numbers in each column will be larger than the total number of people tested.**

Reporting lab	Inconclusive	Negative	Positive	Percent positive	Total
INN AT ASTON GARDENS, THE		169	4	2%	173
PALM GARDEN OF WEST PALM BEACH☐	2	157	13	8%	172
HCSO OCCUPATIONAL HEALTH AND WELLNESS CENTER		132	40	23%	172
CENTERSTONE OF FLORIDA☐		162	10	6%	172
CHAUTAUQUA REHABILITATION AND NURSING CENTER		161	9	5%	170
ADVENT HEALTH - ORLANDO		136	34	20%	170
AMERICAN HOUSE SENIOR LIVING		157	12	7%	169
Consulate Healthcare of West Palm Beach		158	11	7%	169
FLORIDA HEART & VASCULAR MULTISPECIALTY GROUP PA		110	59	35%	169
AZALEA TRACE		158	11	7%	169
GOOD SAMARITAN SOCIETY OF DELAND		159	9	5%	168
SUNSHINE URGENT CARE LLC		114	54	32%	168
AMBULATORY SURGERY CENTER OF BOCA RATON LTD		167	1	1%	168
PANAMA CITY DEVELOPMENTAL CENTER☐		168			168
Emory L Bennett State Veterans Nursing Home		165	2	1%	167
The Inn at Sarasota Bay Club		165	2	1%	167
NATIONS BEST FAMILY HEALTH CARE		70	97	58%	167
URGENT CARE OF THE PALM BEACHES, NORTH PALM BEACH			167	100%	167
ASTON GARDENS AT PELICAN MARSH		163	3	2%	166
CYPRESS POINT LIVING, LLC		157	9	5%	166
LASER & SURGERY CENTER OF THE PALM BEACHES☐		164	1	1%	165
ADVENT HEALTH CENTRA CARE - TEMPLE TERRACE	1	103	61	37%	165
FIRST CHOICE PEDIATRICS		112	53	32%	165
FLORIDA DEPARTMENT OF HEALTH IN LIBERTY COUNTY	2	100	62	38%	164
COLONY CLUB ALF,THE		152	12	7%	164
HOSPITAL FOR SPECIAL SURGERY		162	2	1%	164
SUNLAND MARIANNA COX MEDICAL CENTER		138	26	16%	164
ADVENT HEALTH CENTRA CARE - OVIEDO		63	101	62%	164
AVON PARK PEDIATRICS INC	3	145	16	10%	164
HOLIDAY CVS LLC DBA CVS/PHARMACY #0440		161	3	2%	164
Life Care Center of Sarasota		153	11	7%	164
ANCIENT CITY PEDIATRICS		155	9	5%	164
BRADENTON HEALTH CARE		163			163
URGENT CARE EXPRESS LLC			163	100%	163
TRI COUNTY NURSING HOME		162	1	1%	163
ST LUCIE EMPLOYEE HEALTH & WELLNESS CENTER		162	1	1%	163
ATLANTIC URGENT CARE		109	54	33%	163
ASCENSION MEDICAL GROUP		2	161	99%	163
PEDIATRIC HEALTHCARE ALLIANCE		145	17	10%	162
ADDINGTON PLACE AT WELLINGTON GREEN		161	1	1%	162
FLORIDA KEYS PEDIATRICS & ADOLESCENT CENTER		154	7	4%	161
SARNO EXTENDED HOURS		104	57	35%	161
BAPTIST PRIMARY CARE, INC		149	12	7%	161
CANTERFIELD OF CLAY COUNTY		129	31	19%	160
NAPLES CHILDREN'S URGENT CARE		124	36	23%	160
PADDOCK RIDGE		157	3	2%	160
KEYSTONE REHAB		160			160

# COVID-19: testing by laboratory

Data through Jan 11, 2021 verified as of Jan 12, 2021 at 09:25 AM

Data in this report are provisional and subject to change.

The numbers in the table below represent the number of Florida and non-Florida residents for whom test results were received by the Department of Health. A person can be tested by more than one laboratory and can have both positive and negative results. **Therefore, the sum of the numbers in each column will be larger than the total number of people tested.**

Reporting lab	Inconclusive	Negative	Positive	Percent positive	Total
DOCTORS MEMORIAL HOSPITAL		44	116	73%	160
GREENBRIAR REHABILITATION AND NURSING CENTER	1	159			160
HUNT CLUB PEDIATRIC ASSOCIATES, P.A.		138	22	14%	160
ESTERO ISLAND MEDICAL CENTER		132	27	17%	159
NORTH FLORIDA PEDIATRICS - MARIANNA		123	36	23%	159
ALL SEASONS NAPLES LLC		157	2	1%	159
WATERMARK LAKE POINTE WOODS LLC		141	18	11%	159
GENOME LLC	2	138	19	12%	159
WUESTHOFF REF LABORATORY			158	100%	158
TARPON POINT NURSING AND REHABILITATION CENTER		157	1	1%	158
EVENT MED SERVICES LABORATORY		154	3	2%	157
HEALTH PARK CARE CENTER		154	3	2%	157
FLORIDA HEALTH CARE PLAN INC		2	155	99%	157
ALLSOUTH URGENT CARE			157	100%	157
AMERICAN MEDICAL RESPONSE		154	3	2%	157
UCC - WELLINGTON			157	100%	157
TIMBERRIDGE NURSING HOME & REHAB		123	33	21%	156
CONEY ISLAND HOSPITAL		151	5	3%	156
Englewood Healthcare and Rehab		141	15	10%	156
ORLANDO HEALTH EMERGENCY DEPARTMENT		145	11	7%	156
Life Care Center at Inverrary		155	1	1%	156
ST CATHERINE'S WEST REHABILITATION HOSPITAL		152	4	3%	156
PRUITT HEALTH		153	2	1%	155
COCOA BEACH/ADVENT CENTRA		41	114	74%	155
TIDEWELL HOSPICE INC		151	3	2%	154
AMERICAN RESEARCH LABS		9	145	94%	154
OAKBROOK HEALTH AND REHABILITATION CENTER	1	153			154
ARCADIA HEALTH AND REHABILITATION CENTER		100	54	35%	154
OSPREY VILLAGE AT AMELIA ISLAND LTD		148	6	4%	154
EDGEWOOD NURSING CENTER		149	5	3%	154
CANTERFIELD OF OCALA, LLC		151	3	2%	154
PALMETTTO FACILITY INC	1	153			154
LAB CORP	1	89	63	41%	153
SAINTS 120 LLC	1	119	33	22%	153
Whispering Oaks	8	133	12	8%	153
FLOMEDILAB		19	133	88%	152
ADVANCED AMBULATORY SURGERY CENTER		142	9	6%	151
FIRST CHOICE PRIMARY CARE		118	32	21%	150
DIAMOND RIDGE		147	3	2%	150
PALM HARBOR FAMILY PRACTICE & WALK-IN		108	42	28%	150
FAWCETT MEMORIAL HOSPITAL-LAB		39	111	74%	150
PRECISION HEALTH RESOURCES, LLC	1	133	15	10%	149
BOND CLINIC PA PEDIATRICS DEPT		131	17	11%	148
Chatham Glen Healthcare and Rehabilitation Center		143	5	3%	148
CITRUS HEALTH AND REHAB		128	20	14%	148
GENE BY GENE		61	87	59%	148
Heartland Healthcare of Ft. Myers	1	147			148

# COVID-19: testing by laboratory

Data through Jan 11, 2021 verified as of Jan 12, 2021 at 09:25 AM

Data in this report are provisional and subject to change.

The numbers in the table below represent the number of Florida and non-Florida residents for whom test results were received by the Department of Health. A person can be tested by more than one laboratory and can have both positive and negative results. **Therefore, the sum of the numbers in each column will be larger than the total number of people tested.**

Reporting lab	Inconclusive	Negative	Positive	Percent positive	Total
CHIPOLA MEDICAL ASSOCIATES, LLC		94	53	36%	147
KINDRED HOSPITAL	7	136	3	2%	146
PEBBLEBROOK PHARMACY		99	47	32%	146
JACKSONVILLE KIDS PEDIATRICS, PLLC		125	21	14%	146
ADVENT HEALTH CENTRA CARE - ST. CLOUD		131	15	10%	146
CSL PLASMA		28	118	81%	146
REGENCY CARE OF BLOUNTSTOWN LLC		135	10	7%	145
ARDEN COURTS OF LARGO FL, LLC		134	10	7%	144
Surrey Place Healthcare and Rehabilitation		143	1	1%	144
KR at Hillsborough Lakes/Lutz Healthcare		143	1	1%	144
Avante at Orlando		142	2	1%	144
JEFFERY WEINZWEIG		2	141	99%	143
AMELIA MEDICAL CARE		14	129	90%	143
BROWARD PARTNERSHIP	2	138	3	2%	143
Quail Run Health Care Center		143			143
GOLD CHOICE SENIOR COMMUNITIES		103	40	28%	143
MACTOWN, INC		142			142
EDWARD J HEALEY REHAB & NURSING CENTER		141			141
ANTHEM LAKES LLC		136	5	4%	141
Concordia Village of Tampa AL		139	2	1%	141
VIERA MANOR ASSISTED LIVING RESIDENCE		134	7	5%	141
JAMES A HALEY VETERANS HOSPITAL			141	100%	141
PORT ST LUCIE REHABILITATION AND HEALTHCARE		98	43	30%	141
BENDERSON FAMILY SKILLED NURSING AND □		126	15	11%	141
DISCOVERY VILLAGE AT NAPLES		130	11	8%	141
BEACON AT GULF BREEZE, THE		137	4	3%	141
PALM BEACH COUNTY HEALTH DEPT LAB	3	131	6	4%	140
PEDIATRICS BY THE SEA		139	1	1%	140
GLADES HEALTH CARE CENTER		137	3	2%	140
FORT MYERS REHABILITATION AND NURSING CENTER		125	15	11%	140
ROSECASTLE OF ZEPHRHILLS		138	2	1%	140
Cross Gardens Care Center		139	1	1%	140
ADVENTHEALTH MEDICAL GROUP PROMPT CAR	1	93	46	33%	140
TRINITY REGIONAL REHAB CENTER		129	11	8%	140
FRICKS PHARMACY		106	34	24%	140
MEADOWCREST FAMILY PHYSICIANS		92	47	34%	139
CAYUGA MEDICAL CENTER AT ITHACA		136	3	2%	139
EXOSOME DIAGNOSTICS	1	124	14	10%	139
CORAL GABLES NURSING & REHABILITATION CENTER		131	8	6%	139
PATRIOT MEDICAL LABORATORIES		134	5	4%	139
Rehabilitation Center for Park Place LLC		135	4	3%	139
PALM BEACH PEDIATRICS PA	2	125	12	9%	139
Gulf Coast Healthcare (Longwood Health and Rehab		118	21	15%	139
WRIGHTS HEALTH CARE AND REHABILITATION CENTER		108	30	22%	138
BORLAND GROOVER CLINIC	1	116	21	15%	138
WOODBIDGE FACILITY INC		136	2	1%	138
REFUAH HEALTH CENTER LABORATORY		133	5	4%	138



# COVID-19: testing by laboratory

Data through Jan 11, 2021 verified as of Jan 12, 2021 at 09:25 AM

Data in this report are provisional and subject to change.

The numbers in the table below represent the number of Florida and non-Florida residents for whom test results were received by the Department of Health. A person can be tested by more than one laboratory and can have both positive and negative results. **Therefore, the sum of the numbers in each column will be larger than the total number of people tested.**

Reporting lab	Inconclusive	Negative	Positive	Percent positive	Total
WHITE WILSON MEDICAL IMMEDIATE CARE NICEVILLE		1	137	99%	138
AMERICAN PATHOLOGY PARTNERS		136	2	1%	138
PPC-LAB EDI ORCHARD BI		129	8	6%	137
MATHISON RETIREMENT COMMUNITY, INC		134	3	2%	137
MANOR AT BLUEWATER BAY		131	6	4%	137
LAKESIDE NEUROLOGIC		133	4	3%	137
PEDIATRIC ASSOCIATES OF OCALA PA		121	16	12%	137
ADVENT HEALTH CENTRA CARE - WINTER GARDEN		74	63	46%	137
BAPTIST PRIMARY CARE INC		116	20	15%	136
VENICE REGIONAL BAYFRONT HEALTH (PULMONARY)		126	10	7%	136
ST MARK VILLAGE		132	4	3%	136
VETERANS AFFAIRS ORLANDO VA MEDICAL CENTER			136	100%	136
ADVENT HEALTH CENTRA CARE - ORANGE CITY	1	53	82	60%	136
NCRNC INC		132	4	3%	136
NEW YORK CITY DEPARTMENT OF HEALTH & MENTAL		111	25	18%	136
TUSCAN GARDENS OF PALM COAST		134	1	1%	135
HOLISTIX TREATMENT CENTERS		129	6	4%	135
STATMED QUICK QUALITY CLINIC AT NORTH PINELLAS		65	70	52%	135
IRL MARKET LAB ALACHUA		104	31	23%	135
LABORATORY OF FLORIDA		83	52	39%	135
ADVANCED MEDICAL CENTER		86	48	36%	134
YOUR FAMILY WALK-IN CLINIC		4	130	97%	134
PRIMECARE OF DOTHAN		90	44	33%	134
GUEST HOUSE OCALA, THE		131	3	2%	134
SUWANNEE VALLEY NURSING CENTER		126	8	6%	134
ENCOMPASS HEALTH REHABILITATION HOSPITAL	5	126	3	2%	134
SOMERBY LAKE NONA		131	3	2%	134
ADVENT HEALTH CENTRA CARE - DELAND		28	106	79%	134
FG RAPID RESULTS	1	55	77	58%	133
PRECISION GENETICS, INC		131	2	2%	133
FORT WALTON REHABILITATION CENTER		96	37	28%	133
UNITED CLINICAL LABORATORIES		124	9	7%	133
INTERNAL MEDICINE & PEDIATRICS OF TAMPA BAY PA		106	27	20%	133
ST PETERSBURG PEDIATRICS	1	104	27	20%	132
THE REHABILITATION CENTER OF LAKE CITY		127	5	4%	132
INTEGRATED REGIONAL LABORATORIES		119	12	9%	131
LONGWOOD HEALTH AND REHABILITATION CENTER		125	6	5%	131
BAY VUE NURSING AND REHABILITATION CENTER		121	10	8%	131
MILLENNIUM LAB SERVICES			131	100%	131
FHMG FLORIDA HOSPITAL MEDICAL GROUP		108	23	18%	131
THE WELLNESS CENTER AT LAKEWOOD RANCH		43	88	67%	131
ADVENT HEALTH CENTRA CARE - LONGWOOD		26	105	80%	131
HOLLEY NAVARRE MEDICAL CLINIC		88	42	32%	130
ADVENT HEALTH CENTRA CARE - AZALEA PARK		112	18	14%	130
MIRACLE HILL NURSING & REHABILITATION CENTER INC		126	4	3%	130
GENETWORKX		17	113	87%	130
CENTRACARE		17	112	87%	129



# COVID-19: testing by laboratory

Data through Jan 11, 2021 verified as of Jan 12, 2021 at 09:25 AM

Data in this report are provisional and subject to change.

The numbers in the table below represent the number of Florida and non-Florida residents for whom test results were received by the Department of Health. A person can be tested by more than one laboratory and can have both positive and negative results. **Therefore, the sum of the numbers in each column will be larger than the total number of people tested.**

Reporting lab	Inconclusive	Negative	Positive	Percent positive	Total
BMHSI-AEL MICROBIOLOGY LABORATORY	2	102	25	19%	129
Sunnyside Nursing Home		125	3	2%	128
ARTHREX MEDICAL CENTER		48	80	63%	128
WEDGEWOOD HEALTHCARE CENTER		89	39	30%	128
ONESTOP MEDICAL AND URGENT CARE LLC		101	27	21%	128
FHMG-FLORIDA HOSPITAL MEDICAL GROUP		109	19	15%	128
ADVENT HEALTH CENTRA CARE - CITRUS PARK		9	118	93%	127
MOBILE INFIRMARY MED CENTER PATH LAB		114	13	10%	127
TRI-COUNTY NURSING HOME		117	10	8%	127
GESSLER CLINIC PA		98	29	23%	127
ROSECASTLE OF CITRUS		124	2	2%	126
LabCorp L#09258090 M#09258105		73	53	42%	126
MINUTECLINIC LLC #6007		107	19	15%	126
MORSELIFE MEMORY CARE RESIDENCE		120	6	5%	126
PORT SAINT LUCIE HOSPITAL		125	1	1%	126
ELMCROFT PINECREST	1	124	1	1%	126
TUSCAN GARDENS OF VENETIA MANAGEMENT COMPANY		124	2	2%	126
GRAVITY DIAGNOSTICS, LLC		36	89	71%	125
HILLSBOROUGH COUNTY DEVELOPMENTAL CTR	1	117	7	6%	125
SUNNY HILLS ALF OF SEBRING INC		115	9	7%	124
BRIGHTON EGGERT PHARMACY INC		119	5	4%	124
AMA MEDICAL GROUP LLC		99	25	20%	124
Cross Terrace REhabilitation		123	1	1%	124
NORTH FLORIDA PEDIATRICS PA - DUVAL		107	17	14%	124
LIFE CARE CENTER OF ALTAMONTE SPRINGS		102	22	18%	124
THE CLUB AND REHABILITATION CENTER		123	1	1%	124
SOUTH CAMPUS FACILITY INC		118	5	4%	123
PROVIDENCE HOSPITAL LABORATORY		118	5	4%	123
PALMS MEDICAL GROUP HIGH SPRINGS		103	20	16%	123
24/7 PEDIATRIC CARE CENTERS INC		113	10	8%	123
SANDY PINES	2	109	11	9%	122
MINUTECLINIC, LLC # 4469		93	29	24%	122
LEESBURG PEDIATRICS		112	9	7%	121
PARKVIEW HEALTH		121			121
FAMILY HEALTH CENTERS OF SOUTHWEST FLORIDA INC		88	33	27%	121
DOCTOR'S IN HOUSE LABORATORY		18	103	85%	121
OKEECHOBEE COUNTY HEALTH DEPT	1	73	47	39%	121
ADVENT HEALTH CENTRA CARE - BRANDON		30	90	75%	120
JACKSONVILLE NURSING AND REHAB CENTER		115	5	4%	120
GRAVITY DIAGNOSTICS		42	78	65%	120
DE LUNA HEALTH AND REHABILITATION CENTER		117	3	3%	120
BOSTON RED SOX CLUB LP		117	2	2%	119
MEYER PEDIATRICS		107	12	10%	119
PONTE VEDRA GARDENS		118	1	1%	119
MATHISON RETIREMENT COMMUNITY		114	5	4%	119
URGENT CARE TCMA			119	100%	119
PALMS FACILITY INC		104	15	13%	119

# COVID-19: testing by laboratory

Data through Jan 11, 2021 verified as of Jan 12, 2021 at 09:25 AM

Data in this report are provisional and subject to change.

The numbers in the table below represent the number of Florida and non-Florida residents for whom test results were received by the Department of Health. A person can be tested by more than one laboratory and can have both positive and negative results. **Therefore, the sum of the numbers in each column will be larger than the total number of people tested.**

Reporting lab	Inconclusive	Negative	Positive	Percent positive	Total
WIMAUMA COMMUNITY HEALTH CENTER		92	27	23%	119
CHARTER SENIOR LIVING OF PANAMA CITY BEACH		100	18	15%	118
PROVISTA DIAGNOSTICS, INC		115	3	3%	118
SOUTH BALDWIN REGIONAL MEDICAL CENTER		110	8	7%	118
RDX BIOSCIENCE		60	58	49%	118
PEDIATRICS OF GREATER ORLANDO		103	15	13%	118
MV MEDICAL PRACTICE DBA PRIMARY URGENT CARE		113	5	4%	118
FAMILY EXTENDED CARE OF CENTRAL TAMPA		108	10	8%	118
SHOAL CREEK REHABILITATION CENTER		77	41	35%	118
DOCTORS MEMORIAL FAMILY PRACTICE	2	89	27	23%	118
COASTAL HEALTH AND REHAB		110	7	6%	117
UNIVERSITY OF MIAMI		5	112	96%	117
COQUINA CENTER		115	2	2%	117
TAVARES PEDIATRICS		99	18	15%	117
NEIGHBORHOOD MEDICAL CENTER		112	5	4%	117
EXCEL PEDIATRICS		88	29	25%	117
LAKEVIEW TERRACE RETIREMENT COMMUNITY		106	11	9%	117
WESLEY HAVEN VILLA	1	108	8	7%	117
FIRST CHOICE PEDIATRICS SEMORAN		76	40	34%	116
Lakeside Nursing and Rehabilitation Center	1	90	25	22%	116
GRACE PEDIATRICS		91	24	21%	115
BELVEDERE COMMONS OF FORT WALTON BEACH		106	9	8%	115
FOUNTAINS OF HOPE LLC, THE		113	1	1%	114
ORLANDO VA MEDICAL CENTER			114	100%	114
SPRINGS AT LAKE POINTE WOODS		112	2	2%	114
ADVENT HEALTH - LAKE NONA		96	17	15%	113
STEWART MEDICAL GROUP		34	79	70%	113
Nemours Children's Urgent Care		80	33	29%	113
MINUTECLINIC DIAGNOSTIC OF RHODE ISLAND, LLC #729		109	4	4%	113
SONATA DELRAY BEACH		105	8	7%	113
MILLER BIOCONNECT		95	18	16%	113
BOND CLINIC, PA		82	31	27%	113
US MEDICAL CARE, INC		99	13	12%	112
ST ANTHONYS REHABILITATION HOSPITAL	3	107	2	2%	112
CHILDRENS CLINIC WEST FLORIDA PEDIATRICS		95	17	15%	112
TREASURE COAST MEDICAL ASSOCIATES		4	108	96%	112
ALLIED HEALTH FORT PIERCE		112			112
HIALEAH SHORES NURSING AND REHAB CENTER		103	8	7%	111
CENTRA CARE - HUNTER'S CREEK		52	59	53%	111
NORTH FL SOUTH GA HCS-MALCOM RANDALL VAMC			110	100%	110
NORTH FLORIDA INTERNAL MEDICINE PA		88	22	20%	110
LUIS A GHIGLINO MD PA		107	3	3%	110
FLORIDA HEALTH CARE PLANS			110	100%	110
RDV SPORTSPLEX PEDIATRICS		92	18	16%	110
CORE BIO LABS		74	35	32%	109
ISLAND HEALTH AND REHABILITATION CENTER		109			109
REGENCY PARK		91	18	17%	109

# COVID-19: testing by laboratory

Data through Jan 11, 2021 verified as of Jan 12, 2021 at 09:25 AM

Data in this report are provisional and subject to change.

The numbers in the table below represent the number of Florida and non-Florida residents for whom test results were received by the Department of Health. A person can be tested by more than one laboratory and can have both positive and negative results. **Therefore, the sum of the numbers in each column will be larger than the total number of people tested.**

Reporting lab	Inconclusive	Negative	Positive	Percent positive	Total
EVANS HEALTH CARE		106	2	2%	108
Signature healthcare of Jacksonville		103	5	5%	108
PINNACLES PEDS CARE PA		107			107
GRAND OAKS HEALTH & REHABILITATION		106	1	1%	107
LAKE HOUSE ASSISTED LIVING		90	17	16%	107
COASTAL INTERNAL MEDICINE		81	25	24%	106
NO FLORIDA PEDIATRICS, PA		95	11	10%	106
MINUTECLINIC LLC #4987		92	14	13%	106
SUNY UPSTATE MEDICAL UNIVERSITY		100	6	6%	106
HEART OF FLORIDA REGIONAL MED CTR		35	71	67%	106
ADVENT HEALTH CENTRA CARE - SANFORD		28	78	74%	106
DAIRY ROAD URGENT CARE		60	45	43%	105
MEDICAL CONSULTANTS OF FLORIDA DBA	1	90	14	13%	105
BAY VIEW HEALTHCARE		85	20	19%	105
FLORIDA DEPARTMENT OF HEALTH IN LAKE COUNTY	1	68	36	34%	105
ADVANCED MEDICAL GROUP		1	103	99%	104
LAKEVIEW INTERNAL MEDICINE		62	42	40%	104
The Waterford		104			104
GRANDE, THE	2	98	4	4%	104
PHYSICIANS REGIONAL CLINIC		82	21	20%	103
SURREY PLACE CARE CENTER		98	5	5%	103
CHILDREN MED CARE INC		87	16	16%	103
SUNFLOWER SPRINGS ASSISTED LIVING		100	3	3%	103
SMILEY MEDICAL GROUP		75	28	27%	103
QUEENS HOSPITAL CENTER		98	5	5%	103
BARKLEY PLACE	1	98	3	3%	102
MONTEFIORE MEDICAL CENTER LABORATORIES - MOSES		93	9	9%	102
UNIVERSITY MEDICAL CENTER SUITES		90	12	12%	102
DAYSPRING VILLAGE		96	5	5%	101
DIAGNOSTIC LABORATORY OF OKLAHOMA		79	22	22%	101
HOBDAIRI FAMILY HEALTH LLC		70	31	31%	101
ARDEN COURTS OF TAMPA		101			101
WILLOW BROOKE COURT AT AZALEA TRACE		100			100
RIVERWOOD HEALTH NH LLC		68	32	32%	100
VILLAGE PLACE NH LLC		78	22	22%	100
Consulate Health Care of Port Charlotte		98	2	2%	100
BAY EDUCATORS WELLNESS CENTER		62	38	38%	100
CENTRAL FLORIDA HEALTH CARE		47	52	53%	99
SONATA COCONUT CREEK	1	83	15	15%	99
WOOD LAKE HEALTH AND REHABILITATION CENTER		99			99
FARAH MEDICAL		95	4	4%	99
HEALTH CARE DISTRICT OF PALM BEACH COUNTY	1	10	88	89%	99
MD 365 MEDICAL CARE		98	1	1%	99
FLORIDA COMMUNITY HEALTH CENTERS INC			98	100%	98
TRADITION MEDICAL CENTER LABORATORY		48	50	51%	98
ALL FLORIDA FAMILY AND SPORTS MEDICINE		88	10	10%	98
PLAZA OF HALLANDALE BEACH		98			98

# COVID-19: testing by laboratory

Data through Jan 11, 2021 verified as of Jan 12, 2021 at 09:25 AM

Data in this report are provisional and subject to change.

The numbers in the table below represent the number of Florida and non-Florida residents for whom test results were received by the Department of Health. A person can be tested by more than one laboratory and can have both positive and negative results. **Therefore, the sum of the numbers in each column will be larger than the total number of people tested.**

Reporting lab	Inconclusive	Negative	Positive	Percent positive	Total
URINEGOODHANDS LLC		96	2	2%	98
MAGNOLIA FAMILY URGENT CARE		83	15	15%	98
EAST NEW YORK DIAGNOSTIC AND TREATMENT		93	5	5%	98
SEMINOLE COUNTY HEALTH DEPARTMENT		79	19	19%	98
MG PORT CHARLOTTE II SUBTENANT LLC		87	11	11%	98
CHERRY OAK PALM BEACH COUNTY		93	4	4%	97
PIONEER CLINICAL LAB LLC		58	39	40%	97
HEALTH CENTERS AT BRENTWOOD		96	1	1%	97
GLOBAL CENTRAL LABS AT PPD	2	87	7	7%	96
BAYSHORE MEMORY CARE□		96			96
ADVENTHEALTH CENTRA CARE WINTER HAVEN		3	93	97%	96
PEDIATRIC ASSOCIATES ORLANDO		82	14	15%	96
THE TERRACE OF KISSIMMEE		80	15	16%	95
HUNT CLUB PEDIATRIC ASSOCIATES PA		51	44	46%	95
ARBOR TRAIL		77	18	19%	95
PROMPT CARE OF CENTRAL FLORIDA			95	100%	95
ADVENT HEALTH CENTRA CARE - KISSIMMEE		61	34	36%	95
NATURE COAST MEDICAL GROUP		50	45	47%	95
PINELLAS CARE CENTER		68	27	28%	95
WESTCHESTER MEDICAL CENTER		93	2	2%	95
MEDIPATH LLC		2	93	98%	95
CROSS CITY REHABILITATION AND HEALTH CARE CENTER		72	23	24%	95
VISTA MANOR		92	3	3%	95
BROWARD HEALTH CORAL SPRINGS EPIDEMIOLOGY DEPT		1	94	99%	95
DEVANSH LAB WERKS INC		79	16	17%	95
UNIVERSITY HEALTH SYSTEM INC		84	10	11%	94
ISLAND URGENT CARE PLLC DBA AFC URGENT CARE		93	1	1%	94
TGH URGENT CARE – SEMINOLE			94	100%	94
OAKS OF KISSIMMEE HEALTH AND REHABILITATION CENTER		94			94
PHYSICIANS REGIONAL MEDICAL CENTER - PINE RIDGE		18	76	81%	94
WHITE PLAINS HOSPITAL CENTER LAB		92	2	2%	94
Courtyards of Orlando Care Center		89	5	5%	94
DIAGNOSTIC SOLUTIONS		3	91	97%	94
PICH KTM CORP DBA MEDTOWN PHARMACY		79	15	16%	94
SEASIDE HEALTH AND REHABILITATION CENTER		36	57	61%	93
ADVENT HEALTH CENTRA CARE - HUNTERS CREEK	3	49	41	44%	93
NADAL PEDIATRICS		82	11	12%	93
Hampton Court Nursing and Rehabilitation Center		92	1	1%	93
CABANA AT JENSEN DUNES, THE		93			93
NAVY HOSPITAL			93	100%	93
SIGNATURE HEALTHCARE OF PORT CHARLOTTE		86	7	8%	93
AYERS HEALTH & REHABILITATION CENTER		90	3	3%	93
PREDICTIVE LABORATORIES, INC	1	80	11	12%	92
AMERICAN HOUSE-BONITA SPRINGS□		91	1	1%	92
THE COURTYARD ASSISTED LIVING		88	4	4%	92
DISCOVERY VILLAGE AT MELBOURNE		90	2	2%	92
North Lake Care Center		91	1	1%	92

# COVID-19: testing by laboratory

Data through Jan 11, 2021 verified as of Jan 12, 2021 at 09:25 AM

Data in this report are provisional and subject to change.

The numbers in the table below represent the number of Florida and non-Florida residents for whom test results were received by the Department of Health. A person can be tested by more than one laboratory and can have both positive and negative results. **Therefore, the sum of the numbers in each column will be larger than the total number of people tested.**

Reporting lab	Inconclusive	Negative	Positive	Percent positive	Total
NO FLORIDA PEDIATRICS, PA - BRADFORD		79	13	14%	92
TIFFANY HALL NURSING AND REHAB CENTER		91	1	1%	92
GEORGIA DEPARTMENT OF PUBLIC HEALTH		1	91	99%	92
PEDIATRIC SPECIALISTS MEDICAL GROUP☐	1	82	8	9%	91
DOLPHIN POINTE HEALTH CARE LLC		77	14	15%	91
ARDEN COURTS OF DELRAY BEACH FL LLC	1	89	1	1%	91
RESEARCH CENTERS OF AMERICA, LLC		74	17	19%	91
HERON CLUB AT PRESTANCIA		89	2	2%	91
WELLOW URGENT CARE PC		91			91
ADVENT HEALTH CARE CENTER		84	6	7%	90
HURLBURT FIELD CLINIC		39	51	57%	90
KEYS MEDICAL GROUP			90	100%	90
ADVENT HEALTH CENTRA CARE - WATERMAN		78	12	13%	90
SOUTH BALDWIN MEDICAL CENTER GULF SHORES		71	19	21%	90
WASHINGTON REHAB AND NURSING		81	8	9%	89
AVANTE AT LEESBURG INC		89			89
IQBAL A FARUQUI MD☐		71	18	20%	89
LEE COUNTY SCHOOL DISTRICT	1	82	6	7%	89
FOUNTAIN INN NURSING & REHABILITATION CTR, INC		82	6	7%	88
KALEIDA HEALTH CENTER FOR LABORATORY		82	6	7%	88
AVERO DIAGNOSTICS		64	24	27%	88
AFTER HOURS PEDIATRICS INC	1	1	86	98%	88
WORKPLACE SCREENING INTELLIGENCE			88	100%	88
ST MARK ASSISTED LIVING CENTER	1	76	11	13%	88
PHYSICIAN PARTNERS PERRY		45	43	49%	88
GOVERNOR'S CREEK HEALTH & REHABILITATION		87	1	1%	88
ARCPOINT LABS OF SARASOTA MANATEE		29	59	67%	88
PACIFIC ANALYTICS			87	100%	87
CHARLES CROFT MD	1	85	1	1%	87
SARAPATH DIAGNOSTICS		6	81	93%	87
WELL HEALTH WORKS	1	84	2	2%	87
BRANDON HEALTH AND REHABILITATION CENTER	1	85	1	1%	87
ADVENT HEALTH - PALM HARBOR ER		64	23	26%	87
CITRUS MEMORIAL HEALTH SYSTEM LAB		2	84	98%	86
VILLAS OF HOLLY BROOK - BRADENTON 14TH		86			86
CLEVELAND CLINIC FOUNDATION		12	74	86%	86
LATE HOURS URGENT CARE		49	37	43%	86
FREEDOM INN AT TARPON SPRINGS		81	4	5%	85
CROSSWINDS HEALTH AND REHABILITATION CENTER		85			85
W. FRANK WELLS NURSING HOME		84	1	1%	85
MIAMI SHORES NURSING & REHAB		85			85
NOVARI CARE LLC		65	20	24%	85
ADVENT HEALTH CENTRA CARE - SOUTH ORANGE		69	16	19%	85
VIERA HOSPITAL			85	100%	85
JPR URGENT MEDICAL CARE		85			85
PINES OF SARASOTA GARDEN		84			84
NSPIRE HEALTHCARE TAMARAC		80	4	5%	84



# COVID-19: testing by laboratory

Data through Jan 11, 2021 verified as of Jan 12, 2021 at 09:25 AM

Data in this report are provisional and subject to change.

The numbers in the table below represent the number of Florida and non-Florida residents for whom test results were received by the Department of Health. A person can be tested by more than one laboratory and can have both positive and negative results. **Therefore, the sum of the numbers in each column will be larger than the total number of people tested.**

Reporting lab	Inconclusive	Negative	Positive	Percent positive	Total
CARENOW LAKE MARY			84	100%	84
NITE LITE PEDIATRICS – JACKSONVILLE		76	8	10%	84
VILLAGE PEDIATRICS LLC		65	19	23%	84
SUMMIT MEDICAL GROUP		75	9	11%	84
VIPEDIATRICS PLLC		79	5	6%	84
JOHN KNOX VILLAGE OF FLORIDA ALF	1	81	2	2%	84
CRANE CENTER		61	22	27%	83
CAREMOUNT MEDICAL - PATHOLOGY		80	3	4%	83
DB MD		76	7	8%	83
CLYDE E LASSEN STATE VETERANS NURSING HOME		59	24	29%	83
QUICK CARE MED PL CR		80	3	4%	83
LABCORP EMPLOYER SERVICES		82	1	1%	83
GULF COAST MEDICAL CENTER		80	2	2%	82
LAB		29	53	65%	82
NAVARRE GARDENS LLC		60	22	27%	82
BIODESIX, INC.		65	17	21%	82
FINNISH AMERICAN REST HOME-ALF		80	2	2%	82
FAWCETT MEMORIAL HOSPITAL LABORATORY			82	100%	82
THE PAVILION FOR HEALTH CARE		72	10	12%	82
FAMILY MEDICAL CARE OF PALM BEACH		41	41	50%	82
LIFE BRITE		71	11	13%	82
MACADAMS HOME HEALTH AGENCY		80	1	1%	81
KINDRED HOSPITAL THE PALM BEACHES		78	3	4%	81
MAGNOLIA DIAGNOSTIC		1	80	99%	81
KORGENE LAB	1	23	57	70%	81
BIO-TECH CLINICAL LABORATORIES		41	40	49%	81
MIDWAY PRIMARY CARE, LLC		79	2	2%	81
DOS OF NORTH SHORES NURSING & REHAB CENTER		81			81
RIDGEWOOD DIAGNOSTIC LABORATORY		77	4	5%	81
CLEARWATER STATMED QUICK QUALITY CLINICS		36	44	55%	80
CARENOW URGENT CARE - LAKE MARY			80	100%	80
MY CLINICAL LAB INC		17	63	79%	80
CITRUS MEMORIAL HOSPITAL			79	100%	79
SONATA WEST		77	2	3%	79
EDGEWATER AT WATERMAN VILLAGE		78	1	1%	79
NORTH FLORIDA SPINE AND WELLNESS		61	18	23%	79
VETERANS AFFAIRS MEDICAL CENTER - PALO ALTO		28	51	65%	79
ADVENT HEALTH CENTRA CARE - POINCIANA		35	44	56%	79
CATHOLIC HEALTH SYSTEM DEPT LABORATORY		77	2	3%	79
CBS LABS OF TAMPA LLC		3	76	96%	79
The Crossroads		78	1	1%	79
HARBORCHASE OF NAPLES		66	12	15%	78
TGH URGENT CARE – TYRONE		2	76	97%	78
WALGREENS 10670		70	8	10%	78
ARBOR GLEN AT ARBOR TRACE	2	69	7	9%	78
LAFAYETTE NURSING AND REHABILITATION CENTER		77	1	1%	78
MEMORY CARE OF NAPLES		77			77



# COVID-19: testing by laboratory

Data through Jan 11, 2021 verified as of Jan 12, 2021 at 09:25 AM

Data in this report are provisional and subject to change.

The numbers in the table below represent the number of Florida and non-Florida residents for whom test results were received by the Department of Health. A person can be tested by more than one laboratory and can have both positive and negative results. **Therefore, the sum of the numbers in each column will be larger than the total number of people tested.**

Reporting lab	Inconclusive	Negative	Positive	Percent positive	Total
FLORIDA HEALTH CARE PLANS INC		1	76	99%	77
CONSULATE HEALTH CARE OF SARASOTA□		77			77
PANAMA PHARMACY	2	65	10	13%	77
HEARTLAND PEDIATRICS OF LAKE PLACID PA		64	13	17%	77
ORANGE CITY NURSING AND REHAB		75	2	3%	77
TRUE NORTH HEALTH NAVIGATION LLC DBA DISPATCHHEALTH	1	60	16	21%	77
BENTON HOUSE AT OAKLEAF		51	26	34%	77
VILLA MARIA WEST SKILLED NURSING FACILITY		70	6	8%	76
ASAP LABS LLC		71	5	7%	76
NORTH PORT REHABILITATION AND NURSING CENTER□		75	1	1%	76
DYNAMIC MEDICAL USA			76	100%	76
J FRANK AVEY MD		59	17	22%	76
WINDSOR REFLECTIONS		75	1	1%	76
CLINICAL PATHOLOGY ASSOCIATES-SONIC REFERENCE LAB		76			76
LABCORP RTP		31	44	59%	75
LAKE MORTON PLAZA□		72	3	4%	75
ERIE COUNTY MEDICAL CTR CLINICAL LABS		71	4	5%	75
BOND CLINIC PA		43	32	43%	75
Madison Health and Rehabilitation Center		42	33	44%	75
ADVENTHEALTH EXPRESSCARE		45	30	40%	75
NOAH CLINICAL LABORATORY		63	11	15%	74
PARK OF THE PALMS INC		74			74
LECONTE MEDICAL CENTER LAB		56	18	24%	74
S-H THIRTY-FIVE OPCO- PORT ST LUCIE, LLC	1	73			74
QPS, LLC		73	1	1%	74
ATRIUM AT LIBERTY PARK□		70	4	5%	74
Sandy Ridge Center for Rehabilitation and Healing		71	3	4%	74
SOUTH GEORGIA MEDICAL CENTER		48	26	35%	74
LAKE VIEW CARE CENTER AT DELRAY		73	1	1%	74
WHITE-WILSON MEDICAL CENTER - FORT WALTON BEACH		70	4	5%	74
DEPARTMENT OF HEALTH BUREAU OF FAMILY		72	1	1%	73
LCS SANDHILL COVE LLC DBA	3	67	3	4%	73
SCOTT LAKE HEALTH AND REHABILITATION CENTER		71	2	3%	73
CONSULATE HEALTH CARE - LAKE MARY		72	1	1%	73
LABFIRST - DEPARTMENT OF PATHOLOGY		71	2	3%	73
STONY BROOK UNIVERSITY MEDICAL CENTER		63	9	13%	72
BALMORAL TENANT SERVICES INC	1	43	28	39%	72
Cross Landings Health and Rehabilitation		72			72
The Crossings		72			72
BRISTOL AT TAMPA, THE	3	63	6	8%	72
SUSANNA WESLEY HEALTH CENTER		65	7	10%	72
East Bay Rehabilitation Center		41	31	43%	72
BROWARD HEALTH MEDICAL CENTER		3	69	96%	72
HAVEN OF OUR LADY OF PEACE		72			72
BROOKDALE OVIEDO		70	2	3%	72
The Grove Health and Rehabilitation		52	19	27%	71
ADVANCED LAB		67	4	6%	71

# COVID-19: testing by laboratory

Data through Jan 11, 2021 verified as of Jan 12, 2021 at 09:25 AM

Data in this report are provisional and subject to change.

The numbers in the table below represent the number of Florida and non-Florida residents for whom test results were received by the Department of Health. A person can be tested by more than one laboratory and can have both positive and negative results. **Therefore, the sum of the numbers in each column will be larger than the total number of people tested.**

Reporting lab	Inconclusive	Negative	Positive	Percent positive	Total
HIGHLANDS MEDICAL CENTER		69	2	3%	71
GRAND OAKS OF JENSEN BEACH LLC□		71			71
AMMON LABS		61	10	14%	71
DOUGLAS T JACOBSON STATE VETERANS HOME		71			71
MAINSTREAM DIAGNOSTIC LABORATORY LLC		61	10	14%	71
ISLAND DOCTORS		5	66	93%	71
LA MER NH LLC□		66	4	6%	70
RIVERSIDE RECOVERY OF TAMPA		69	1	1%	70
CLINICA HISPANA			70	100%	70
SUNCOAST COMMUNITY HEALTH CENTERS PEDIATRICS		21	49	70%	70
PLYMOUTH HOME FOR ADULTS, INC.	8	61	1	1%	70
Highlands Regional Hospital		63	7	10%	70
MICRO PATH LABORATORIES INC		68	2	3%	70
PROMEDICA LABORATORIES		21	49	70%	70
MEMORIAL MANOR		70			70
MIAMI BEACH COMMUNITY HEALTH CENTER			70	100%	70
HUNTSVILLE HOSPITAL LABORATORY		49	21	30%	70
HOLISTIC PEDIATRICS GROUP LLC		57	12	17%	69
HERITAGE HEALTHCARE AND REHABILITATION CENTER		69			69
USF HEALTH MORSANI CENTER		5	64	93%	69
MD 365 MEDICAL CARE PLLC		69			69
PINELLAS COUNTY JAIL			69	100%	69
HEALTH FIRST - PALM BAY HOSPITAL		2	67	97%	69
PRIME HEALTH OF NORTH PORT LLC		64	5	7%	69
HOSPICE OF ST FRANCIS INC□		67	2	3%	69
SIMED LABORATORY		57	12	17%	69
WINDSOR OAKS		67	1	1%	68
CANOPY ON BERRYHILL, THE		48	20	29%	68
SUMMIT AT VENICE	2	62	4	6%	68
RESTORE HEALTH URGENT CARE		22	46	68%	68
Centre Pointe Health and Rehabilitation Center		63	5	7%	68
220 GOLDEN, LLC		57	11	16%	68
NEW SMYRNA BEACH URGENT CARE			68	100%	68
SUNCOAST OPTIMAL WELLNESS		23	45	66%	68
AEL- MEMPHIS		17	51	75%	68
MINUTECLINIC DIAGNOSTIC OF SOUTH CAROLINA, LLC		62	6	9%	68
WINDSOR OF LAKEWOOD RANCH,THE		68			68
SEVEN HILLS HEALTH AND REHABILITATION CENTER		53	15	22%	68
PLANTATION GENERAL HOSPITAL CLINICAL LAB		26	41	61%	67
LAB PLUS, LLC AT SAINT THOMAS WEST HOSPITAL		53	14	21%	67
MD LABS		40	27	40%	67
SENIOR LIVING VII TAMPA LLC□	1	57	9	13%	67
CENTRAL BALDWIN IMMEDIATE CARE & FAMILY PRACTICE		51	16	24%	67
MOBILE PHYSICIAN SERVICES INC		61	6	9%	67
BROOKDALE FORT MYERS THE COLONY		63	3	5%	66
WALGREENS 6221		59	7	11%	66
FLORIDA ATLANTIC UNIVERSITY STUDENT HEALTH		52	14	21%	66

# COVID-19: testing by laboratory

Data through Jan 11, 2021 verified as of Jan 12, 2021 at 09:25 AM

Data in this report are provisional and subject to change.

The numbers in the table below represent the number of Florida and non-Florida residents for whom test results were received by the Department of Health. A person can be tested by more than one laboratory and can have both positive and negative results. **Therefore, the sum of the numbers in each column will be larger than the total number of people tested.**

Reporting lab	Inconclusive	Negative	Positive	Percent positive	Total
MEDEX MEDICAL EXPRESS OF PALATKA			66	100%	66
PALMS REHABILITATION AND HEALTHCARE CENTER		63	3	5%	66
STERLING HOUSE OF TALLAHASSEE	3	57	6	9%	66
HAWKINS FAMILY MEDICINE LLC		35	31	47%	66
ASSOCIATED CLINICAL LABORATORIES		59	7	11%	66
HARBORCHASE OF VERO BEACH		60	6	9%	66
TUSCAN ISLE CHAMPIONSGATE OP CO LLC		65	1	2%	66
ADVENTHEALTH MEDICAL GROUP FAMILY MEDICINE AT		48	18	27%	66
ST VINCENT'S BIRMINGHAM		61	4	6%	65
ARDEN COURTS OF FORT MYERS		63	2	3%	65
WHITE WILSON MEDICAL CENTER PA - NAVARRE		1	64	98%	65
ELLENTON PEDIATRICS PA		57	8	12%	65
CL BRUMBACK PRIMARY CARE CLINICS		16	49	75%	65
VIERA DEL MAR HEALTH AND REHABILITATION CENTER		63	2	3%	65
Oakhurst Center		65			65
HUNTINGTON HOSPITAL LABORATORY		62	2	3%	64
STONY BROOK SOUTHAMPTON		63	1	2%	64
EISENHOWER ARMY MEDICAL CENTER		60	4	6%	64
OUT OF STATE		40	24	38%	64
SEMINOLE SPORTS AND FAMILY MEDICINE		61	3	5%	64
JOSEPH L MORSE GERIATRIC CENTER	2	59	3	5%	64
NEMOURS CHILDRENS PRIMARY CARE OVIEDO		51	13	20%	64
AMERICAN FAMILY MEDICAL LLC		37	26	41%	63
CLINICAL ENTERPRISE, INC		61	2	3%	63
MEDI CLINIC SARASOTA INC		62	1	2%	63
SUMMER VISTA ASSISTED LIVING		38	25	40%	63
WADSWORTH HEALTH CENTER		60	3	5%	63
FLORIDA PEDIATRIC GROUP		27	36	57%	63
VIERA HEALTH AND REHABILITATION CENTER		62	1	2%	63
POINTE, THE		61	2	3%	63
MED EXPRESS		6	57	90%	63
ALTAMONTE MD			63	100%	63
APC PEDIATRICS AT RYE ROAD MEDICAL PARK		63			63
F&T MEDICAL RESEARCH, INC		63			63
KINDRED HOSPITAL-BAY AREA-ST PETERSBURG LAB		61	2	3%	63
The Care Center at Pinellas Park	1	53	8	13%	62
ALTERNATIVE LIVING, INC DBA TWIN CITIES PAVILION		62			62
MARKET STREET VIERA		62			62
STUART LODGE LIVING LLC		42	20	32%	62
EXACT SCIENCES LABORATORIES, LLC		15	47	76%	62
CRAIG BERGER MD PL D/B/A BAY AREA EYE INSTITUTE		62			62
OVERLOOK HOSPITAL LABORATORY		57	5	8%	62
ISLAND COAST PEDIATRICS		56	5	8%	61
DAYSRING SENIOR LIVING LLC		60	1	2%	61
WASHINGTON REHABILITATION AND NURSING CENTER		51	10	16%	61
AMERICAN FAMILY MEDICAL		48	13	21%	61
BOND CLINIC DR ELDEEB		35	26	43%	61

# COVID-19: testing by laboratory

Data through Jan 11, 2021 verified as of Jan 12, 2021 at 09:25 AM

Data in this report are provisional and subject to change.

The numbers in the table below represent the number of Florida and non-Florida residents for whom test results were received by the Department of Health. A person can be tested by more than one laboratory and can have both positive and negative results. **Therefore, the sum of the numbers in each column will be larger than the total number of people tested.**

Reporting lab	Inconclusive	Negative	Positive	Percent positive	Total
SUMMIT MEDICAL GROUP PA		56	5	8%	61
NXGEN MDX		20	41	67%	61
WALGREENS 3173		54	7	11%	61
EMERALD COAST HOSPICE		60	1	2%	61
ELMCROFT OF BELLA VITA□		52	8	13%	60
EMBRY RIDDLE AERONAUTICAL UNIVERSITY HEALTH SERVICES			60	100%	60
TWIN CREEKS ASSISTED LIVING & MEMORY CARE		57	3	5%	60
EAST ALABAMA MEDICAL CENTER LABORATORY		51	9	15%	60
MED COMP SCIENCES		1	59	98%	60
WATERCREST ST LUCIE WEST	1	56	3	5%	60
MARTIN ACQUISITION 1 LLC DBA		51	9	15%	60
ADVENTHEALTH EXPRESS CARE AT WALGREENS 49TH STREET		46	14	23%	60
OPPENHEIMER PLASTIC SURGERY LLC		56	4	7%	60
KINDRED HOSPITAL MELBOURNE		59	1	2%	60
INTERNAL LAB		50	9	15%	59
KINDRED HOSPITAL NORTH FLORIDA	2	52	5	8%	59
MINNESOTA TWINS		56	3	5%	59
SAN JOSE SENIOR CARE LLC	1	41	17	29%	59
OAK MANOR NURSING HOME		57	2	3%	59
ZON BEACHSIDE LLC□		47	12	20%	59
PLANT CITY PEDIATRICS		52	7	12%	59
BIG BOCA SMILES LLC□		57	2	3%	59
AVANTE AT OCALA INC		55	4	7%	59
CENTRA CARE POINCIANA	1	45	13	22%	59
BIOTECH		52	7	12%	59
MEDICATION ROOMS-CSU/CI NURSE STATION	1	51	6	10%	58
PEDIATRICS IN BREVARD PA- ROCKLEDGE		39	19	33%	58
EXPERTUS LABORATORIES INC		24	34	59%	58
THE CANOPY AT BERRYHILL		58			58
A COUNTRY PLACE ASSISTED LIVING FACILITY		58			58
Margate Health and Rehabilitation Center		56	2	3%	58
GV NAPLES OPCO, LLC		58			58
FLAGLER COLLEGE HEALTH SERVICES		41	17	29%	58
CATHOLIC HEALTH SERVICES REGIONAL LAB		52	6	10%	58
Crystal Health & Rehab Center		58			58
SONNIS PEDIATRICS PA		53	5	9%	58
KINDRED HOSPITAL - SOUTH FLORIDA		57			57
GENPATH			57	100%	57
LENOX HILL HOSPITAL		51	6	11%	57
MALCOM RANDALL DEPT OF VAMC			57	100%	57
ADVENT HEALTH CENTRA CARE - APOPKA NORTH		31	26	46%	57
Mt Sinai Aventura			57	100%	57
HOSPICE OF THE TREASURE COAST		54	3	5%	57
KAPG FLEMING ISLAND SENIOR HOUSING OPCO LLC	1	56			57
ALZHEIMERS CARE CENTER OF VIERA LTD		37	20	35%	57
ASCENSION SACRED HEART BAY LABORATORY		54	3	5%	57
MILLENIUM PHYSICIANS GROUP		1	56	98%	57

# COVID-19: testing by laboratory

Data through Jan 11, 2021 verified as of Jan 12, 2021 at 09:25 AM

Data in this report are provisional and subject to change.

The numbers in the table below represent the number of Florida and non-Florida residents for whom test results were received by the Department of Health. A person can be tested by more than one laboratory and can have both positive and negative results. **Therefore, the sum of the numbers in each column will be larger than the total number of people tested.**

Reporting lab	Inconclusive	Negative	Positive	Percent positive	Total
BEACHES PEDIATRICS PA		54	3	5%	57
SUNSHINE GARDENS		57			57
PALMS EDGE	1	53	3	5%	57
CENTRAL FLORIDA HEALTHCARE GROUP LLC		48	8	14%	56
BAPTIST HEALTH SOUTH FLORIDA - WEST BOCA URGENT CARE		34	22	39%	56
EC OPCO CARROLLWOOD LLC		50	6	11%	56
RARITAN BAY PERTH AMBOY		51	5	9%	56
LAKELAND REGIONAL HEALTH LAKE MIRIAM		24	32	57%	56
PALM BAY URGENT CARE		28	28	50%	56
FHMG LAKE MARY PEDS		45	11	20%	56
ALTAMONTE PEDIATRIC ASSOCIATES		31	25	45%	56
TIFFANY HALL NURSING AND REHAB		44	12	21%	56
EAGLES WATCH CLUSTER		47	9	16%	56
MIAMI VA HEALTHCARE SYSTEM			56	100%	56
CLERMONT URGENT CARE			55	100%	55
BROWARD HEALTH MEDICAL CENTER CLINICAL LAB			55	100%	55
VITAS HEALTHCARE CORPORATION OF FLORIDA		53	2	4%	55
Coastal Health and Rehabilitation Center		53	2	4%	55
SONATA HUNTERS CREEK		47	8	15%	55
JERICHO URGENT CARE		52	3	5%	55
WEST COAST FAMILY MEDICAL CARE		41	14	25%	55
FAMILY EXPRESS URGENT CARE			55	100%	55
SUMMERFIELD EMERGENCY ROOM		36	19	35%	55
PREMIER MEDICAL ASSOCIATES ALL FLORIDA LLC		54	1	2%	55
RITECARE MEDICAL CENTER		25	30	55%	55
REGENTS PARK OF BOCA RATON		53	2	4%	55
CENTURY CENTER FOR REHABILITATION & HEALING		39	16	29%	55
PUBLIC SQUARE PHARMACY LLC		41	14	25%	55
CENTRA CARE - CONWAY		21	34	62%	55
CERTUS MTD OPCP LLC		52	2	4%	54
INDIGO MANOR		22	32	59%	54
STEWARD SEBASTIAN RIVER MEDICAL CENTER		27	27	50%	54
MANOR CARE OF PALM HARBOR		54			54
CLERMONT HEALTH AND REHAB		40	14	26%	54
A2Z DIAGNOSTICS		53	1	2%	54
SARASOTA CO. HEALTH DEPT # 58		40	14	26%	54
JUNIPER VILLAGE AT NAPLES		53	1	2%	54
RITECARE MED CTR H			54	100%	54
WILSON MEMORIAL REGIONAL MEDICAL CENTER		51	3	6%	54
NORTH SHORE UNIVERSITY HOSPITAL LABORATORY		49	5	9%	54
ST. CLOUD MEDICAL GROUP		54			54
UNITED LABORATORY SERVICES CORPORATION		38	16	30%	54
VETERANS AFFAIRS MEDICAL CENTER - GULF COAST		27	27	50%	54
RIVER TOWN DIAGNOSTIC LLC		17	36	68%	53
FIRSTCARE CLINIC		25	28	53%	53
AFC PHYSICIANS OF FLORIDA		37	16	30%	53
Osprey Point Nursing Center		51	2	4%	53



# COVID-19: testing by laboratory

Data through Jan 11, 2021 verified as of Jan 12, 2021 at 09:25 AM

Data in this report are provisional and subject to change.

The numbers in the table below represent the number of Florida and non-Florida residents for whom test results were received by the Department of Health. A person can be tested by more than one laboratory and can have both positive and negative results. **Therefore, the sum of the numbers in each column will be larger than the total number of people tested.**

Reporting lab	Inconclusive	Negative	Positive	Percent positive	Total
ADVENT HEALTH - PALM COAST		1	52	98%	53
JACOBI MEDICAL CENTER		50	3	6%	53
ROSECASTLE AT DELANEY CREEK		52	1	2%	53
SNH BRFL TENANT LLC	2	50			52
JUPITER MEDICAL CENTER URGENT CENTER		35	17	33%	52
MENTAL HEALTH CARE INC		44	8	15%	52
ADVENT HEALTH		49	3	6%	52
INTERNAL MEDICINE SPECIALIST		46	6	12%	52
KENDALL REGIONAL MEDICAL CENTER LAB	3		49	94%	52
PARKSIDE INN		52			52
WHITE WILSON MEDICAL CENTER IMMEDIATE CARE		2	49	96%	51
ATMORE COMMUNITY HOSPITAL LABORATORY		33	18	35%	51
WALTON PLACE		51			51
LAKE GIBSON VILLAGE, LLC		50	1	2%	51
CLARE BRIDGE OF SARASOTA		50	1	2%	51
MAGNOLIA MEDICAL CLINIC		8	43	84%	51
Peninsula Care and Rehab		49	2	4%	51
HAWTHORN HOUSE		41	10	20%	51
NITE LITE PEDIATRICS - PORT ST. LUCIE		42	9	18%	51
STEINHATCHEE FAMILY MEDICAL CENTER	1	45	5	10%	51
GULFVIEW MEDICAL INSTITUTE		51			51
PANCARE HEALTH - MALONE CLINIC		47	4	8%	51
ST FRANCIS HOSPITAL		45	6	12%	51
Darcy Hall Of Life Care		51			51
APOLLOMDX LABS		29	22	43%	51
ARBOR OAKS AT TYRONE	5	46			51
MID FLORIDA PATHOLOGY LLC MOBILE UNIT #4		28	23	45%	51
PHYSICIANS PRIMARY CARE OF SOUTHWEST FLORIDA		39	12	24%	51
FLORIDA MEDICAL CLINIC LLC		34	17	33%	51
PANCARE HEALTH GULF COUNTY		36	14	28%	50
SONATA BOCA RATON		48	2	4%	50
SEMINOLE TRIBE OF FLORIDA		36	14	28%	50
PALM RIVER COMMUNITY HEALTH CENTER		45	5	10%	50
CORAL GABLES HOSPITAL			50	100%	50
MCW MENTAL HEALTH LLC		48	2	4%	50
GATEWAY CARE CENTER		50			50
ASHRAF MEDICAL GROUP PLLC DBA PULSE MD		49	1	2%	50
MINUTECLINIC DIAGNOSTIC OF TEXAS, LLC		43	7	14%	50
BAPTIST MEDICAL CENTER SOUTH		37	13	26%	50
SEA PINES REHABILITATION HOSPITAL		50			50
CHAMBREL AT ISLAND LAKE		49	1	2%	50
BioReference Laboratories, Inc		6	44	88%	50
FLORIDA HEALTH CARE		6	43	88%	49
ALLEGRO		47	2	4%	49
ROHR HOME		46	3	6%	49
GENEDX		36	13	27%	49
USF		1	48	98%	49



# COVID-19: testing by laboratory

Data through Jan 11, 2021 verified as of Jan 12, 2021 at 09:25 AM

Data in this report are provisional and subject to change.

The numbers in the table below represent the number of Florida and non-Florida residents for whom test results were received by the Department of Health. A person can be tested by more than one laboratory and can have both positive and negative results. **Therefore, the sum of the numbers in each column will be larger than the total number of people tested.**

Reporting lab	Inconclusive	Negative	Positive	Percent positive	Total
SOLARIS SENIOR LIVING NORTH NAPLES		48	1	2%	49
TUKA PEDIATRICS		7	42	86%	49
PORT CHARLOTTE REHABILITATION CENTER		41	8	16%	49
SUPERIOR RESIDENCES OF LECANTO		34	15	31%	49
NAPLES PEDIATRICS INC		43	5	10%	48
ALEXANDER NININGER STATE VETERANS		48			48
BAY CENTER HURRICANE SHELTER		48			48
SARATOGA HOSPITAL LABORATORY		44	4	8%	48
BIOIQ			48	100%	48
SOFT CELL LABORATORIES		45	3	6%	48
CAREMED INTERNAL MEDICINE		30	18	38%	48
CHILDREN'S HOSPITAL OF ALABAMA		47	1	2%	48
COURTYARD GARDENS OF JUPITER		48			48
HERNANDO COUNTY FIRE RESCUE DISTRICT		23	25	52%	48
MED ONE AT SAINT AUGUSTINE		33	15	31%	48
ADVENT HEALTH CENTRA CARE - SAND LAKE		19	29	60%	48
INN AT THE FOUNTAINS, THE		34	14	29%	48
ADVENT HEALTH CENTRA CARE - EAST ORLANDO		21	27	56%	48
ALLIANCE PEDIATRICS		24	24	50%	48
PEDIATRIC CARE CENTER- JACKSONVILLE BEACH		19	28	60%	47
BARRY UNIVERSITY STUDENT HEALTH SERVICES		37	10	21%	47
NAVARRE GARDENS		41	6	13%	47
GREENLEAF ALF		46	1	2%	47
TRINITY AL SENIOR HOUSING LLC		44	3	6%	47
INTERLAB		1	46	98%	47
HOSPICE OF THE EMERALD COAST INC - PANAMA CITY	1	44	2	4%	47
ARBOR TERRACE SAN JOSE LLC	2	44	1	2%	47
CAPE REGIONAL MEDICAL CENTER		44	2	4%	46
PALM BAY PEDIATRICS		34	12	26%	46
H LEE MOFFITT CANCER CENTER MICRO		46			46
EAST MANATEE FAMILY	1	1	44	96%	46
PREMIER PLACE HEALTHCARE AT THE GLENVIEW		46			46
COLLIER BLVD HMA PHYSICIAN MANAGEMENT LLC		46			46
HARTFORD HEALTH SERVICES LLC		46			46
HARMONY CLINIC		1	44	98%	45
SOUTHPORT SQUARE HARBOUR HEALTH		45			45
ADVENT HEALTH - MOUNT DORA		6	39	87%	45
IMA MEDICAL GROUP		26	19	42%	45
BUECHELE DENTAL PA DBA CLERMONT FAMILY DENTISTRY		36	9	20%	45
Summit Medical Group, Pa Dba Citymd		41	4	9%	45
EMERALD COAST BEHAVIORAL HOSPITAL		43	2	4%	45
FINLAY CLINICAL LABORATORY		20	25	56%	45
DOH		21	24	53%	45
REDI-MED WALK-IN FAMILY CARE			45	100%	45
ADVENT HEALTH MEDICAL GROUP OB GYN AT		39	6	13%	45
UNIVERSITY OF CENTRAL FLORIDA HEALTH SERVICES		45			45
HEALTH FIRST - CAPE CANAVERAL HOSPITAL		1	44	98%	45

# COVID-19: testing by laboratory

Data through Jan 11, 2021 verified as of Jan 12, 2021 at 09:25 AM

Data in this report are provisional and subject to change.

The numbers in the table below represent the number of Florida and non-Florida residents for whom test results were received by the Department of Health. A person can be tested by more than one laboratory and can have both positive and negative results. **Therefore, the sum of the numbers in each column will be larger than the total number of people tested.**

Reporting lab	Inconclusive	Negative	Positive	Percent positive	Total
GOOD HEARTS COVID TESTING		8	37	82%	45
SOUTHEAST ALABAMA MEDICAL CENTER			45	100%	45
POPLAR HEALTHCARE PLLC	1	11	33	73%	45
HEALTHPOINT MED GRP OF THE EMERALD COAST LLC		31	13	30%	44
ALLIANCE OF PHYSICIANS AGAINST COVID-19			44	100%	44
WINTER GARDEN REHAB AND NURSING CENTER		40	4	9%	44
PRECISION HEALTH SOLUTIONS LAB		9	35	80%	44
PEDIATRICS OF CENTRAL FLORIDA – SAINT CLOUD	2	40	2	5%	44
TROY REGIONAL MEDICAL CENTER		36	8	18%	44
BIOREFERENCE LABORATORIES		3	41	93%	44
MARQUIS LABS, LLC		44			44
COOPER FAMILY MEDICAL PLLC		33	11	25%	44
VISITING PHYSICIANS ASSOCIATION		40	4	9%	44
GENESIS DERMATOLOGY		40	4	9%	44
VITAS HEALTHCARE CORP OF FLORIDA		44			44
MOOSEHAVEN LIFE CARE CENTER		44			44
PREMIER MEDICAL ASSOCIATES		43			43
ROCHESTER GENERAL HOSPITAL LABORATORY		39	4	9%	43
FAMILY EXTENDED CARE OF WINTER HAVEN		41	2	5%	43
ORCHID COVE AT DAYTONA		38	5	12%	43
RAINBOW PEDIATRICS PC LLC / BREAKFAST POINT		38	5	12%	43
PATRICK AIR FORCE BASE		3	40	93%	43
Guardian Care Nursing and Rehabilitation Center		43			43
STUART URGENT CARE			43	100%	43
ADVENT HEALTH - LAKE MARY		35	8	19%	43
PRIMECARE AT TWIN LAKES			43	100%	43
LAKE MARY KIDS CENTRA CARE		33	10	23%	43
QUOTIENT SCIENCES			43	100%	43
LAKE HOWELL FAMILY MEDICINE ASSOCIATES		36	7	16%	43
BRANCH MEDICAL CLINIC			43	100%	43
LITTLE NECK URGENT CARE		41	2	5%	43
QUALITY URGENT CARE AND WELLNESS		31	12	28%	43
PRINCETON VILLAGE☐		39	3	7%	42
COOPER FAMILY MEDICAL, PLLC		36	6	14%	42
DELAND WELLNESS CENTER			42	100%	42
Atlantic Shore Nursing and Rehab		42			42
FLORIDA HOSPITAL		26	16	38%	42
BURRY'S PHARMACY INC		25	17	40%	42
PENNSYLVANIA DEPT OF HEALTH		20	22	52%	42
CARDIOLOGY AND MEDICINE ASSOCIATES		33	9	21%	42
CLINICAL LABORATORY		42			42
CENTRA CARE – APOPKA	1	2	39	93%	42
Golfview Healthcare Center		42			42
VALENCIA HOUSE ALF		42			42
ADVANCED MEDICAL OF NAPLES LLC			42	100%	42
FHMG_CTR FOR SENIOR HEALTH		36	5	12%	41
TRADITIONAL HOME HEALTH OF PALM BEACH INC		41			41

# COVID-19: testing by laboratory

Data through Jan 11, 2021 verified as of Jan 12, 2021 at 09:25 AM

Data in this report are provisional and subject to change.

The numbers in the table below represent the number of Florida and non-Florida residents for whom test results were received by the Department of Health. A person can be tested by more than one laboratory and can have both positive and negative results. **Therefore, the sum of the numbers in each column will be larger than the total number of people tested.**

Reporting lab	Inconclusive	Negative	Positive	Percent positive	Total
PEDIATRICS OF CENTRAL FLORIDA KISSI		33	8	20%	41
FLORIDA HOSPITAL NEW SMYRNA		4	37	90%	41
MAIMONIDES-SHALOM ACADEMY, INC		40	1	2%	41
GRAND ST PAUL CVS		41			41
TGH URGENT CARE POWERED BY FAST TRACK			41	100%	41
SOMERBY OF SANTA ROSA BEACH		39	2	5%	41
WEST ISLIP URGENT CARE		39	2	5%	41
ROCKLEDGE REGIONAL MEDICAL CENTER		30	11	27%	41
BRONX LEBANON HOSPITAL-MEDICAL CENTER		37	4	10%	41
QHC UPSTATE MEDICAL PC		33	7	18%	40
DAVID POSNACK JEWISH DAY SCHOOL		40			40
PACIFICA SENIOR LIVING OCALA		35	5	13%	40
Citymd Of Toms River		35	5	13%	40
MINUTECLINIC DIAGNOSTIC OF OHIO LLC		28	12	30%	40
FLORIDA MEDICAL CLINIC PA		35	5	13%	40
QUALITY URGENT CARE AND WELLNESS PL		26	14	35%	40
NEW YORK PRESBYTERIAN - QUEENS DIAGNOSTIC		39	1	3%	40
ADVENT HEALTH EXPRESS CARE		4	36	90%	40
PRIDE DIAGNOSTICS		24	16	40%	40
FIRST CHOICE URGENT CARE		10	30	75%	40
UTAH CVS PHARMACY, LLC		38	2	5%	40
NEOGENOMICS LABORATORIES INC		40			40
CLINICAL PATHOLOGY LABORATORIES, INC		40			40
BAY PINES MEDICAL ASSOCIATES		1	38	97%	39
BAY COUNTY JAIL ANNEX		34	5	13%	39
CLINICAL RESEARCH SEQUENCING PLATFORM		8	31	79%	39
CEDAR CREEK AT KINGS BAY INC		39			39
NEXT MOLECULAR ANALYTICS		9	30	77%	39
CAPITAL REGIONAL MEDICAL CENTER		2	37	95%	39
SUNCOAST URGENT CARE		18	21	54%	39
JACKSON COUNTY HEALTH DEPARTMENT		17	22	56%	39
JUNIPER VILLAGE AT CAPE CORAL		34	5	13%	39
LOURDES HOSPITAL INC		37	2	5%	39
LAKE CITY VA MEDICAL CENTER			39	100%	39
MEDEX MEDICAL EXPRESS OF PALATKA LLC			39	100%	39
MOBILE DOC FL, LLC		28	11	28%	39
NORTH FLORIDA MEDICAL CENTER		36	3	8%	39
BISHOP GRADY VILLAS		39			39
URGENT CARE & WELLNESS CENTER		10	29	74%	39
FLORIDA HEALTH CARE DELAND			38	100%	38
ANGELS DIAGNOSTIC GROUP		28	10	26%	38
BOND CLINIC, PA		9	29	76%	38
MOLECULAR DIAGNOSTICS		5	33	87%	38
MEDLOGIC LABORATORIES		3	35	92%	38
JUPITER MEDICAL CENTER URGENT CARE - STUART		23	15	39%	38
ECOLAB GROUP		7	31	82%	38
KINDRED AT HOME		30	8	21%	38

# COVID-19: testing by laboratory

Data through Jan 11, 2021 verified as of Jan 12, 2021 at 09:25 AM

Data in this report are provisional and subject to change.

The numbers in the table below represent the number of Florida and non-Florida residents for whom test results were received by the Department of Health. A person can be tested by more than one laboratory and can have both positive and negative results. **Therefore, the sum of the numbers in each column will be larger than the total number of people tested.**

Reporting lab	Inconclusive	Negative	Positive	Percent positive	Total
life Care Center of Melbourne		23	15	39%	38
PHILLIPPE RIDGE		26	12	32%	38
BENTON HOUSE OF ST. JOHNS		36	2	5%	38
HOMEWOOD RESIDENCE AT FREEDOM PLAZA		37	1	3%	38
MISSION OAKS ASSISTED LIVING		36	2	5%	38
UNIVERSITY OF ALABAMA		35	3	8%	38
NORTH SHORE MEDICAL LABS	1	34	3	8%	38
ADVENT HEALTH - LAKE WALES		28	10	26%	38
INTERNAL MEDICINE ASSOCIATES PA		35	3	8%	38
LARA HEALTH AND WELLNESS CENTER LLC		37			37
ERDOX		35	2	5%	37
CYPRESS COVE		34	3	8%	37
ONE MILO		37			37
HR SARASOTA OPERATOR LLC		25	12	32%	37
THE COLLIER AT NAPLES		36	1	3%	37
PONCE THERAPY CARE CENTER		34	3	8%	37
DOH-WEST PALM BEACH BRANCH LABORATORY		2	35	95%	37
VENICE REGIONAL MEDICAL CENTER BAYFRONT HEALTH		12	25	68%	37
FLORIDA DEPARMENT OF HEALTH CLAY COUNTY		25	12	32%	37
ADVENTHEALTH EXPRESS CARE AT WALGREENS		24	13	35%	37
EGLIN AFB		9	28	76%	37
HOLZER HEALTH CENTER		5	32	86%	37
Palms at Ponte Vedra Assisted Livning and Memory Care		36	1	3%	37
FAMILY EXTENDED CARE OF SEBRING INC		35	2	5%	37
AU HEALTH		30	7	19%	37
SH HERON EAST LLC		37			37
BOULEVARD REHABILITATION CENTER		24	13	35%	37
PATHOGENIUS LABORATORIES		30	7	19%	37
PRACTICE MANAGEMENT OF AMERICA, INC.		7	29	81%	36
CENTRA CARE – LAKE NONA		3	33	92%	36
SANIBEL INTERNAL MEDICINE, LLC		34	2	6%	36
FERN PARK DEVELOPMENTAL CENTER			36	100%	36
CITYMD OF MANAHAWKIN		34	2	6%	36
LAUREL POINT CARE ACQUISITION LLC DBA SANDGATE GARDENS REHAB AND NURSI		31	5	14%	36
ABSOLUTE GENOMICS		20	16	44%	36
BVL/LITTLE ANGEL PEDIATRICS		36			36
NORTHWELL HEALTH PLAINVIEW HOSPITAL LABORATORY		27	9	25%	36
TUSCAN ISLE OPERATING COMPANY LLC DBA		33	3	8%	36
ST PETERSBURG PEDIATRICS-SEMINOLE BLVD		29	7	19%	36
IRL		4	31	89%	35
BROOKDALE JENSEN BEACH		34	1	3%	35
L&S SENIOR CARE DBA ARCADIA OAKS	1	34			35
P23 LABS		35			35
HOME CARE PHARMACY		35			35
BAYSHORE PATHOLOGY CONSULTANTS PA		34	1	3%	35
AFTER HOURS PEDIATRICS			35	100%	35
EC OPCO PENSACOLA, LLC		35			35

# COVID-19: testing by laboratory

Data through Jan 11, 2021 verified as of Jan 12, 2021 at 09:25 AM

Data in this report are provisional and subject to change.

The numbers in the table below represent the number of Florida and non-Florida residents for whom test results were received by the Department of Health. A person can be tested by more than one laboratory and can have both positive and negative results. **Therefore, the sum of the numbers in each column will be larger than the total number of people tested.**

Reporting lab	Inconclusive	Negative	Positive	Percent positive	Total
WUESTHOFF MEMORIAL HOSPITAL			35	100%	35
GENTIVA HEALTH SERVICES CERTIFIED INC		32	3	9%	35
ADVENT HEALTH - FISH MEMORIAL		2	33	94%	35
BEEHIVE HOMES OF GULF BREEZE		19	16	46%	35
TERRACE AT HOBE SOUND, THE	1	31	3	9%	35
TITUSVILLE FAMILY PRACTICE		14	20	59%	34
TUSCAN GARDENS OF DELRAY BEACH MANAGEMENT COMPANY,		34			34
BARTON HEALTH ALLIANCE		2	32	94%	34
PENSACOLA PEDIATRICS, PA		27	7	21%	34
INN AT ASTON GARDENS AT PELICAN POINTE,THE		34			34
QUICK CARE MED LLC		28	6	18%	34
ARBOR TERRACE ORTEGA LLC		34			34
AMERICAN HOUSE COCONUT POINT		31	3	9%	34
HOSPICE OF MARTIN & ST LUCIE, INC		34			34
PARAMOUNT WALK-IN CLINIC		1	33	97%	34
MINUTECLINIC LLC #5157		28	6	18%	34
CCRC @ SUNFLOWER LLC		31	3	9%	34
WOLFF CTR FOR CHILD & ADOLESCENT HEALTH PLLC,THE		22	12	35%	34
MISIR DRUGS LLC		27	7	21%	34
FAST PACE MEDICAL CLINIC, PLLC		30	4	12%	34
GRAND OAKS OF PALM CITY LLC□	1	31	2	6%	34
COLLIER HMA PHYSICIAN MANAGEMENT LLC		26	8	24%	34
LIFE CARE CENTER OF PORT ST. LUCIE		30	3	9%	33
CITRUS COUNTY HEALTH DEPARTMENT		32	1	3%	33
WALGREENS 9627		30	3	9%	33
PRMG - EAST NAPLES		23	10	30%	33
ST. MARYS MEDICAL CENTER		1	32	97%	33
WESTWOOD NURSING & REHAB		20	13	39%	33
SANFORD MOBILE LAB PGA TOUR		32	1	3%	33
MINUTECLINIC DIAGNOSTIC OF NORTH CAROL		27	6	18%	33
BIOFIRE		7	26	79%	33
KAPG ST AUGUSTINE SENIOR HOUSING OPCO LLC		33			33
ADVENTIST HEALTH SYSTEM FLORIDA		26	7	21%	33
REDI-MED WALK IN FAMILY CLINIC			33	100%	33
HERNANDO ENDOSCOPY AND SURGERY CENTER		25	8	24%	33
TAYLORVILLE FAMILY MEDICINE		26	7	21%	33
RASHDA ALBIBI M.D. P.A.		30	3	9%	33
GREENRIDGE GROUP HOME	3	11	19	58%	33
BETHESDA HEALTH URGENT CARE			33	100%	33
LEVY COUNTY DEPARTMENT OF HEALTH		25	8	24%	33
Kensington Gardens		33			33
LINCOLN DIAGNOSTIC LAB		32	1	3%	33
NORTH FLORIDA PEDIATRICS		30	3	9%	33
METRO KNOXVILLE HMA		25	8	24%	33
AHSE ROP		32	1	3%	33
ACCURATE DIAGNOSTIC LAB		32	1	3%	33
CRESTVIEW URGENT CARE			33	100%	33



# COVID-19: testing by laboratory

Data through Jan 11, 2021 verified as of Jan 12, 2021 at 09:25 AM

Data in this report are provisional and subject to change.

The numbers in the table below represent the number of Florida and non-Florida residents for whom test results were received by the Department of Health. A person can be tested by more than one laboratory and can have both positive and negative results. **Therefore, the sum of the numbers in each column will be larger than the total number of people tested.**

Reporting lab	Inconclusive	Negative	Positive	Percent positive	Total
AYERS NURSING AND REHABILITATION CENTER		33			33
BOND CLINIC		3	30	91%	33
VETERANS HOME			32	100%	32
TURNING POINT OF TAMPA		28	4	13%	32
UNIVERSITY HOSPITAL		28	4	13%	32
PHYSICIAN ASSOCIATES LLC		26	6	19%	32
UNION MEDICAL CARE PLLC		32			32
CARE CENTERS OF NASSAU		31	1	3%	32
BRIDGEVIEW CENTER LLC		27	5	16%	32
WESTMINSTER ST AUGUSTINE		32			32
OPIS COQUINA CENTER		32			32
VETERAN AFFAIRS MEDICAL CENTER - JAMES J PETERS		30	2	6%	32
IPSUM DIAGNOSTICS		3	29	91%	32
MEDRITE URGENT CARE		24	8	25%	32
AZALEA TRACE PHYSICIAN SERVICES		32			32
VILLAGE ON THE ISLE		27	5	16%	32
Heartland Health Care Center North Sarasota		18	14	44%	32
JACKSON HEALTH SYSTEM		1	31	97%	32
MAINSTREET FAMILY URGENT CARE		1	31	97%	32
NIGHT LITE PEDIATRICS CENTER LLC		8	24	75%	32
MINUTECLINIC DIAGNOSTIC OF RHODE ISLAND, LLC #1544		31	1	3%	32
PLAINVIEW URGENT CARE		30	2	6%	32
ST AUGUSTINE PEDIATRIC ASSOC		30	2	6%	32
PANCARE HEALTH - JACKSON COUNTY		23	9	28%	32
MOOSEHAVEN HEALTH CENTER		12	20	63%	32
PERSONAL PEDIATRICS		28	4	13%	32
FHMG- FLORIDA HOSPITAL MEDICAL GROUP		24	8	25%	32
RITE MEDICAL CARE PC		32			32
IMA MEDICAL GROUP POINCIANA		14	17	55%	31
COLLIER ANESTHESIA PAIN LLC		31			31
DISCOVERY COMMONS AT BRADENTON		31			31
ST PETERSBURG PEDIATRICS-PARK BLVD		21	10	32%	31
MAUREEN OROURKE-FUTEY			31	100%	31
LAKE WALES OPERATING GROUP LLC		29	2	6%	31
TRADITIONAL HOME CARE INC		30	1	3%	31
REGENCY PARK ASSISTED LIVING FACILITY		29	2	6%	31
LabCorp L#09258130 M#09258125		12	19	61%	31
MICHAEL AKPEKE MD		22	9	29%	31
ALL MY KIDS PEDIATRICS INC		18	13	42%	31
NIGHT LITE PEDIATRICS URGENT CARE CENTER			31	100%	31
MEASE COUNTRYSIDE HOSPITAL			31	100%	31
ESCAMBIA COUNTY JAIL		18	13	42%	31
BAYCARE HEALTH SYSTEMS		1	30	97%	31
WESTWOOD NURSING AND REHABILITATION		28	2	7%	30
PHOSPHORUS DIAGNOSTICS		27	3	10%	30
CALADIUM PEDIATRICS		28	2	7%	30
THE TERRACE AT IVY ACRES ALF		11	19	63%	30

# COVID-19: testing by laboratory

Data through Jan 11, 2021 verified as of Jan 12, 2021 at 09:25 AM

Data in this report are provisional and subject to change.

The numbers in the table below represent the number of Florida and non-Florida residents for whom test results were received by the Department of Health. A person can be tested by more than one laboratory and can have both positive and negative results. **Therefore, the sum of the numbers in each column will be larger than the total number of people tested.**

Reporting lab	Inconclusive	Negative	Positive	Percent positive	Total
ADVENT HEALTH PRIMARY CARE PLUS, WINTER GARDEN		26	4	13%	30
ST PETERSBURG PEDIATRICS-EAST BAY		22	8	27%	30
HIGHLANDS LAKE CENTER		27	3	10%	30
CLINCLOUD, LLC			30	100%	30
STEWARD MEDICAL GROUP, INC		21	9	30%	30
CINNAMON COVE ALF		30			30
MINUTECLINIC LLC #214		20	10	33%	30
LONGLEAF DIAGNOSTIC LABORATORIES		3	27	90%	30
HERITAGE WATERSIDE		27	3	10%	30
MORTON PLANT			30	100%	30
SOUTHERN LABORATORY		6	24	80%	30
PANCARE HEALTH - FREEPORT CLINIC SUITE B		26	4	13%	30
FELICIDAD MEDICAL CENTER			30	100%	30
MINUTECLINIC DIAGNOSTIC OF SOUTH CARO		24	6	20%	30
PECONIC BAY MEDICAL CENTER LABORATORY		24	6	20%	30
NEUROINTERNATIONAL SARASOTA		28	2	7%	30
Okeechobee Health Care Facility		16	14	47%	30
SPRING MANOR ASSISTED LIVING		30			30
AMEERAH LABS			30	100%	30
PENSACOLA DEVELOPMENTAL CENTER		13	16	55%	29
BROOKDALE CANOPY OAKS			29	100%	29
BERNHARDT LABORATORIES		9	20	69%	29
CAMPBELL URGENT CARE			29	100%	29
SUNTREE INTERNAL MEDICINE		29			29
P4CLINICAL	3	2	24	83%	29
NEMOURS CHILDRENS CLINIC		22	7	24%	29
MINUTECLINIC DIAGNOSTIC OF NORTH CARO		26	3	10%	29
MINUTECLINIC DIAGNOSTIC		29			29
University Hills health and Rehabilitation		20	9	31%	29
EVERLYWELL		16	13	45%	29
CSL PLASMA INC		7	22	76%	29
COMPREHENSIVE CHILDCARE		23	6	21%	29
LONG ISLAND JEWISH MED CTR		27	2	7%	29
Gabisa Medical LLC		29			29
JACKSONVILLE UNIVERSITY		27	2	7%	29
BELVEDERE COMMONS OF SUN CITY CENTER		29			29
SACRED HEART HEALTH SYSTEM INC		22	7	24%	29
UNIV OF ROCHESTER-STRONG MEMORIAL HOSP		28	1	3%	29
LUTHERAN HAVEN ASSISTED LIVING		29			29
PRO HEALTH HARMONY		29			29
Consulate Health Care of Orange Park		27	2	7%	29
CENTRA CARE - DR. PHILLIPS		1	28	97%	29
NORTH CENTRAL BRONX HOSPITAL		27	1	4%	28
Flagler Health and Rehabilitation		27	1	4%	28
CORNERSTONE MEDICAL CARE OF BRANDON PL		25	3	11%	28
FLAGLER COUNTY DETENTION CENTER		26	2	7%	28
PALM BAY HOSPITAL			28	100%	28

# COVID-19: testing by laboratory

Data through Jan 11, 2021 verified as of Jan 12, 2021 at 09:25 AM

Data in this report are provisional and subject to change.

The numbers in the table below represent the number of Florida and non-Florida residents for whom test results were received by the Department of Health. A person can be tested by more than one laboratory and can have both positive and negative results. **Therefore, the sum of the numbers in each column will be larger than the total number of people tested.**

Reporting lab	Inconclusive	Negative	Positive	Percent positive	Total
MENORAH HOUSE		27	1	4%	28
ROYAL CARE OF AVON PARK		25	3	11%	28
PORT ST LUCIE HOSPITAL		25	3	11%	28
LAKELAND NURSING AND REHABILITATION CENTER			28	100%	28
ACTIVE SENIOR LIVING		26	2	7%	28
MINUTE CLINIC INCORPORATE		23	5	18%	28
S-H THIRTY FIVE OPCO - LUTZ, LLC		27	1	4%	28
UNION MEDICAL CARE		28			28
PALM GARDEN OF JACKSONVILLE		27	1	4%	28
ORLANDO LUTHERAN TOWERS ASSISTED LIVING		28			28
MARIANNA HEALTH AND REHABILITATION CENTER		28			28
RADIOLOGY ASSOCIATES OF VENICE AND ENGLEWOOD		27	1	4%	28
CENTRAL FLORIDA PEDIATRICS		13	15	54%	28
NURSES HELPING HANDS INC ALF		28			28
EDEN AT CRESTVIEW		12	16	57%	28
SOLARIS SENIOR LIVING OF MERRITT ISLAND		28			28
ST CLOUD PHYSICIAN MANAGEMENT LLC DBA ST CLOUD		18	10	36%	28
THOMAS INTERNAL MEDICINE		25	3	11%	28
LAKE REGIONAL URGENT CARE		1	27	96%	28
UCLA HEALTHCARE CLINICAL LABS		23	4	15%	27
TREASURE COAST FORENSIC TREATMENT CTR		13	14	52%	27
Cleveland Clinic Laboratories		4	23	85%	27
CDC		17	10	37%	27
PREMISE HEALTH MIA			27	100%	27
ISLAND URGENT CARE PLLC		27			27
HOLY NAME HOSPITAL LABORATORY		26	1	4%	27
ARIZONA DEPARTMENT OF HEALTH SERVICES			27	100%	27
CONNECTICUT DEPARTMENT OF HEALTH		22	5	19%	27
ADVANCED EMURGENT CARE		8	19	70%	27
RENAISSANCE AT THE TERRACES		27			27
SANTA BARBARA CARE CENTER		17	10	37%	27
RENAISSANCE SENIOR LIVING	1	26			27
SOUTHSIDE HOSPITAL NORTHWELL HEALTH LABORATORY		24	3	11%	27
OAKTREE HEALTHCARE			27	100%	27
EXPRESS CARE OF BELLEVIEW		27			27
CDR MAGUIRE - MIAMI BEACH CC MISSION 17388		2	25	93%	27
MINUTE CLINIC LLC #2216		25	2	7%	27
JEFFERSON COUNTY HEALTH DEPARTMENT-MONTICELLO		14	13	48%	27
Stratford Court of Palm Harbor		20	7	26%	27
WILLOWBROOKE COURT AT ST ANDREWS ESTATES		23	4	15%	27
GEORGE SAFRAN MD PC		24	3	11%	27
WEST		15	12	44%	27
SUNCOAST LABS			27	100%	27
PULMONARY SPECIALISTS OF THE PALM BEACHES		16	10	38%	26
DESOTO PALMS ALF		26			26
BONIFAY NURSING AND REHAB CENTER			26	100%	26
LOOP PEDIATRICS		22	4	15%	26

# COVID-19: testing by laboratory

Data through Jan 11, 2021 verified as of Jan 12, 2021 at 09:25 AM

Data in this report are provisional and subject to change.

The numbers in the table below represent the number of Florida and non-Florida residents for whom test results were received by the Department of Health. A person can be tested by more than one laboratory and can have both positive and negative results. **Therefore, the sum of the numbers in each column will be larger than the total number of people tested.**

Reporting lab	Inconclusive	Negative	Positive	Percent positive	Total
GRAMERCY PARK URGENT CARE		26			26
MONCRIEF ARMY HEALTH CLINIC			26	100%	26
CENTRA CARE – SAND LAKE		1	25	96%	26
HEALTH FIRST - VIERA HOSPITAL		1	25	96%	26
STATEN ISLAND UNIVERSITY HOSPITAL-POUCH		26			26
LINCOLN MEDICAL AND MENTAL HEALTH CENTER		24	2	8%	26
THE MINIER URGENT CARE		20	6	23%	26
ADVENT HEALTH PARTIN SETTLEMENT HEALTH PARK		18	8	31%	26
LIFESTREAM BEHAVIORIAL CENTER		13	13	50%	26
UNIVERSITY MEDICAL CTR OF PRINCETON AT		24	2	8%	26
S-H THIRTY FIVE OPCO - ORANGE CITY, LLC		19	7	27%	26
TGH URGENT CARE - RIVERVIEW			26	100%	26
CDR MAGUIRE INC	1	2	23	88%	26
PORT SAINT JOHN FAMILY PRACTICE		18	8	31%	26
KEY PRIMARY CARE			26	100%	26
BOND AND STEELE CLINIC, PA		23	3	12%	26
INNOVATION CLINICAL TRIALS, INC			26	100%	26
SOS MOBILE MEDICAL CARE LLC		22	4	15%	26
BOCA BIOLISTIC REFERENCE LAB			25	100%	25
ST. CLOUD HOSPITAL		20	5	20%	25
FAMILY EXTENDED CARE OF PUNTA GORDA		25			25
RIVERHEAD URGENT CARE		24	1	4%	25
ADVENT HEALTH CENTRA CARE - LAKE BUTLER BOULEVARD			25	100%	25
WAVE CREST HEALTH AND REHABILITATION CENTER		25			25
DEVELOPMENTAL DISABILITIES DEFENDANT PROGRAM		25			25
JAMAICA HOSPITAL MEDICAL CENTER		23	2	8%	25
MORTON PLANT HOSPITAL NURSING			25	100%	25
BAY COUNTY SHERIFFS OFFICE JAIL FACILITY		21	4	16%	25
WALK IN MEDICAL URGENT CARE		25			25
BAY REGIONAL URGENT CARE	1	14	10	40%	25
ARCPPOINT LABS OF FORT LAUDERDALE		25			25
DELCARE PA		19	6	24%	25
MICHAEL J D'AMBROSE MD PA		23	2	8%	25
SANITAS		4	21	84%	25
MAKO MEDICAL		16	9	36%	25
RJ LEE GROUP	1	23	1	4%	25
WOMENS CARE FLORIDA LABORATORY		25			25
UNIPATH		18	7	28%	25
CVS		1	24	96%	25
FAMILY CARE PARTNERS		15	10	40%	25
FHMG–FLORIDA HOSPITAL MEDICAL GROUP		20	5	20%	25
ROYAL PALM SENIOR RESIDENCE		25			25
PHYSICIANS PRIMARY CARE OF SW FLORIDA PL		24			24
WEINBERG VILLAGE		23	1	4%	24
MEDCOMP SCIENCES			24	100%	24
Lanier Rehab			24	100%	24
VILLAGES REHABILITATION AND NURSING CENTER		24			24

# COVID-19: testing by laboratory

Data through Jan 11, 2021 verified as of Jan 12, 2021 at 09:25 AM

Data in this report are provisional and subject to change.

The numbers in the table below represent the number of Florida and non-Florida residents for whom test results were received by the Department of Health. A person can be tested by more than one laboratory and can have both positive and negative results. **Therefore, the sum of the numbers in each column will be larger than the total number of people tested.**

Reporting lab	Inconclusive	Negative	Positive	Percent positive	Total
VASSAR BROTHERS MEDICAL CENTER LABORATORY		23	1	4%	24
FLORIDA DEPARTMENT OF HEALTH IN TAYLOR COUNTY		16	8	33%	24
HERITAGE OAKS ASSISTED LIVING & MEMORY CARE		20	4	17%	24
BARNES HEALTHCARE OF FLORIDA LLC		23	1	4%	24
THE CHAPPEL GROUP RESEARCH		24			24
SENIOR HEALTH OF WINTER PARK DUNDEE		24			24
HARBORCHASE OF WELLINGTON CROSSING		22	2	8%	24
MADWAR		19	5	21%	24
HENNEPIN COUNTY MEDICAL CENTER (HCMC)		13	11	46%	24
WASHINGTON COUNTY HEALTH DEPARTMENT		13	11	46%	24
TRUGENX		1	23	96%	24
WESTMINSTER WOODS ON JULINGTON CREEK		22	2	8%	24
WELLNOW URGENT CARE		23	1	4%	24
The Ponce Therapy Care Center		24			24
EAST HILL MEDICAL GROUP		17	7	29%	24
AVENTIS BIO-SERVICES CTL		24			24
LABORATORY DYNAMICS		20	4	17%	24
BULLS HEAD URGENT CARE		24			24
COURTYARDS OF ORLANDO		24			24
TARPON BAYOU CENTER			24	100%	24
MINUTECLINIC DIAGNOSTIC OF RHODE ISLAND, LLC #212		24			24
MINUTECLINIC DIAGNOSTIC OF NEW JERSEY		19	5	21%	24
AVALON PARK RETIREMENT RESIDENCE		23			23
COLORADO DEPARTMENT OF HEALTH LABORATORY SERVICES DIVISION			23	100%	23
MIDDLETOWN MEDICAL P C		14	9	39%	23
EMERITUS AT NAPLES	1	22			23
PENSACOLA PEDIATRICS - PACE		16	7	30%	23
WUESTHOFF MEDICAL CENTER-MELBOURNE			23	100%	23
INSTITUTE OF PATHOLOGY KINGS COUNTY		23			23
UF HEALTH NORTH JACKSONVILLE			23	100%	23
CROSSROADS URGENT CARE		14	9	39%	23
UNIVERSITY HILLS HEALTH AND REHABILITATION CENTER		18	5	22%	23
LABCORP BURLINGTON		8	15	65%	23
NEW JERSEY		22	1	4%	23
THE WATERMARK AT VISTAWILLA		23			23
NOBLE SENIOR LIVING		3	20	87%	23
MONTEFIORE NEW ROCHELLE HOSPITAL		22	1	4%	23
NORTH FLORIDA PEDIATRICS - JACKSONVILLE		21	2	9%	23
ISLAND COAST PEDIATRICS PA		22	1	4%	23
STATE LAB		2	21	91%	23
LABORATORY ALLIANCE OF CENTRAL NEW YORK		22	1	4%	23
ADVENT HEALTH - LAKE MARY PEDIATRICS		16	7	30%	23
WEST VOLUSIA FAMILY AND SPORTS MEDICINE		23			23
LORI MCAULIFFE MD PA		14	9	39%	23
PALM BEACH COUNTY FIRE RESCUE		21	2	9%	23
NIGHT LITE PEDIATRIC CENTER		10	13	57%	23
FLAGLER HOSPITAL INC	2		21	91%	23



# COVID-19: testing by laboratory

Data through Jan 11, 2021 verified as of Jan 12, 2021 at 09:25 AM

Data in this report are provisional and subject to change.

The numbers in the table below represent the number of Florida and non-Florida residents for whom test results were received by the Department of Health. A person can be tested by more than one laboratory and can have both positive and negative results. **Therefore, the sum of the numbers in each column will be larger than the total number of people tested.**

Reporting lab	Inconclusive	Negative	Positive	Percent positive	Total
EGL GENETIC DIAGNOSTICS		1	22	96%	23
THE TERRACE OF JACKSONVILLE		3	20	87%	23
PARK WEST MEDICAL CENTER		22	1	4%	23
SUNQUEST		3	20	87%	23
PSL NAPLES BH OPERATIONS, LLC		23			23
THE RESIDENCE AT TIMBER PINES		23			23
FLORIDA PEDIATRICS		6	16	73%	22
CHIPOLA MEDICAL ASSOCIATES		4	18	82%	22
D PEDIATRICS		21	1	5%	22
CALHOUN COUNTY HEALTH DEPT		5	17	77%	22
LAKEVIEW HEALTH CARE SYSTEMS		8	14	64%	22
EASYCARE WALK-IN CLINIC		11	11	50%	22
FINLAY C. LABORATORY		3	19	86%	22
FIRST CHOICE PEDIATRICS LOOP		20	2	9%	22
BROOKDALE UNIVERSITY HOSPITAL		21	1	5%	22
VETERANS AFFAIRS MEDICAL CENTER - NEW YORK HARBOR		21	1	5%	22
WALGREENS 4915		21	1	5%	22
COLONY CARE CENTER		13	9	41%	22
LAKELAND REGIONAL HEALTH PABLO		21	1	5%	22
MILLENNIUM PHYSICIAN GROUP LLC		18	4	18%	22
ROCKLEDEGE REGIONAL MEDICAL CENTER		17	5	23%	22
MADISON COUNTY MEMORIAL HOSP		12	10	45%	22
MED PLUS FLORENCE		18	4	18%	22
ASHTON PLACE	2	16	4	18%	22
WARDE MEDICAL LABORATORY		15	7	32%	22
CHILDREN'S MEDICAL CENTER			22	100%	22
WALGREENS 3145		19	3	14%	22
WESTPAC LABS		1	21	95%	22
MOBILE DIVISION LABORATORY		7	15	68%	22
GOOD SAMARITAN HOSPITAL LABORATORY		19	3	14%	22
SARASOTA MEMORIAL NURSING & REHABILITATION CTR		22			22
WEST BROWARD CARE CENTER		20	2	9%	22
TEN HEALTHCARE		6	16	73%	22
KINDRED HOSPITAL CENTRAL TAMPA BLOOD GAS		22			22
APOLLO SURGERY CENTER		20	2	9%	22
DIACARTA INC.		22			22
STAT ONE URGENT CARE CENTER			22	100%	22
MAYO CLINIC JACKSONVILLE		1	21	95%	22
BROWARD HEALTH IMPERIAL POINT NURSING			21	100%	21
ANDALUSIA HEALTH		10	11	52%	21
STETSON UNIVERSITY STUDENT HEALTH CENTER		3	18	86%	21
DUVAL PHARMACY		17	4	19%	21
PEDIATRIC SERVICES OF AMERICA INC		20	1	5%	21
RESIDENCE AT BAY VUE		20	1	5%	21
LUTHERAN HAVEN EXTENDED CONGREGATE CAR		21			21
EPIC REFERENCE LABS INC			21	100%	21
ARDEN COURTS OF WINTER SPRINGS		18	3	14%	21

# COVID-19: testing by laboratory

Data through Jan 11, 2021 verified as of Jan 12, 2021 at 09:25 AM

Data in this report are provisional and subject to change.

The numbers in the table below represent the number of Florida and non-Florida residents for whom test results were received by the Department of Health. A person can be tested by more than one laboratory and can have both positive and negative results. **Therefore, the sum of the numbers in each column will be larger than the total number of people tested.**

Reporting lab	Inconclusive	Negative	Positive	Percent positive	Total
PANCARE HEALTH - BONIFAY K-8			21	100%	21
GASTROENTEROLOGY ASSOCIATES OF PENSACOLA PA		20	1	5%	21
SAFARI PEDIATRICS PA		20	1	5%	21
PATHGROUP			21	100%	21
NAPHCARE, INC.		11	10	48%	21
MARION PEDIATRICS PA		16	5	24%	21
HUNT CLUB PEDIATRIC ASSOCIATES LLC		19	2	10%	21
THE COMMONWEALTH OF MASSACHUSETTS			21	100%	21
MINUTE CLINIC DIAGNOSTIC OF SC, LLC #75		20	1	5%	21
INTERNATIONAL MEDICAL LABORATORY INC		21			21
COASTAL SKIN SURGERY AND DERMATOLOGY		14	7	33%	21
UPMC CHAUTAUQUA AT WCA LABORATORY		20	1	5%	21
CLINICAL PATHOLOGY LABORATORIES SOUTHEAST			21	100%	21
MOBILE MEDICAL ASSOCIATES PL		9	12	57%	21
FLORIDA PEDIATRIC GROUP PA		19	2	10%	21
AMMON ANALYTICAL LABORATORIES		18	3	14%	21
JOHNS HOPKINS CHILDREN'S HOSPITAL			21	100%	21
AMERICAN ESOTERIC LABORATORIES		6	15	71%	21
ST JUDE CHILDRENS RESEARCH HOSPITAL		21			21
JOHN KNOX VILLAGE OF CENTRAL FLORIDA		17	4	19%	21
WALGREENS 2941		20	1	5%	21
PHYSICIANS STAT		2	19	90%	21
PROFESSIONAL PEDIATRICS		19	2	10%	21
WINDERMERE MEDICAL CENTER		18	3	14%	21
BRANDON COMMUNITY HEALTH CENTER		12	8	40%	20
HEARTLAND HEALTHCARE AND REHAB CENTER			20	100%	20
HENDRY REGIONAL CORPORATE HEALTH			20	100%	20
LONG TERM CARE OF GULF BREEZE LLC		17	3	15%	20
TGH MEDICAL GROUP LABORATORY CARROLLWOOD			20	100%	20
CENTRAL FLORIDA HEALTH CARE INC		2	18	90%	20
FAST PACE MEDICAL CLINIC		18	2	10%	20
GLEN COVE HOSPITAL		20			20
CL BRUMBACK PRIMARY CARE CLINIC LANTANA		2	18	90%	20
ROCKLEDGE FAMILY HEALTH			20	100%	20
Wiregrass Rehabilitation Center and Nursing Home		20			20
REDITUS LABORATORIES			20	100%	20
HEALTHPARK MEDICAL CENTER ABG LAB		19	1	5%	20
MINUTECLINIC DIAGNOSTIC OF KANSAS, PA		19	1	5%	20
PRIME CARE ONE LLC/HARBORCHASE OF VENICE			20	100%	20
AUTUMN OF SARASOTA		12	8	40%	20
MADISON COUNTY MEMORIAL HOSPITAL LABORATORY		14	6	30%	20
MINUTECLINIC, LLC #08366		15	5	25%	20
FLORIDA HOSPITAL LABS		11	9	45%	20
SAMFORD UNIVERSITY HEALTH SERVICES		19	1	5%	20
MID FLORIDA PATHOLOGY LLC		19	1	5%	20
FAMILY CARE PARTNERS URGENT CARE LLC		14	6	30%	20
NOVANT HEALTH		15	5	25%	20

# COVID-19: testing by laboratory

Data through Jan 11, 2021 verified as of Jan 12, 2021 at 09:25 AM

Data in this report are provisional and subject to change.

The numbers in the table below represent the number of Florida and non-Florida residents for whom test results were received by the Department of Health. A person can be tested by more than one laboratory and can have both positive and negative results. **Therefore, the sum of the numbers in each column will be larger than the total number of people tested.**

Reporting lab	Inconclusive	Negative	Positive	Percent positive	Total
URGENT CARE CENTER			20	100%	20
LAKE WORTH MANOR		19	1	5%	20
POINT OF CARE CLINICS PRIMARY CARE		20			20
NORTH CAROLINA DEPARTMENT OF HEALTH & HUMAN SERVICES			20	100%	20
ENGLEWOOD HOSPITAL AND MEDICAL CENTER		16	4	20%	20
CARENOW - DOWNTOWN NORTH GULCH		20			20
ALABAMA CLINICS		8	12	60%	20
BAY PEDIATRICS PA		18	2	10%	20
URGENT CARE USA			20	100%	20
ST PETER'S BENDER LABORATORY		20			20
SYNIVERSE WELLNESS CENTER		17	3	15%	20
MINUTE CLINIC, LLC DBA MINUTECLINIC #4505		19	1	5%	20
ALAN A SMITH MD LLC		19	1	5%	20
POARCH BANC CREEK INDIANS TRIBAL HEALTH DEPARTMENT			20	100%	20
JUNO DERMATOLOGY LLC		16	4	20%	20
MEDICAL EXPRESS CORP		18	2	10%	20
PALMETTO PEDIATRICS			20	100%	20
HEALTHY MINORS, LLC.		20			20
ADVENTHEALTH MEDICAL GROUP FAMILY MEDICINE		19			19
GREEN GABLES ASSISTED LIVING FACILITY		19			19
PALMS MEDICAL GROUP - LAKE CITY WEST		3	16	84%	19
TALLAHASSEE DEVELOPMENTAL CENTER☐		19			19
NO NAME		8	11	58%	19
JEFFERSON K-12, A SOMERSET SCHOOL- CLINIC		16	3	16%	19
NANO HEALTH ASSOCIATES LLC		19			19
ESOTERIX GENETIC LABORATORIES		16	3	16%	19
Kindred Hospital South Florida Hollywood SNU		18	1	5%	19
BROOKWOOD BAPTIST MEDICAL CENTER		18	1	5%	19
HUNTINGTON STATION URGENT CARE		18	1	5%	19
MEDEXPRESS - BLOOMIN BRANDS		4	15	79%	19
SOUTHEASTERN OUTPATIENT SURGERY CENTER		18	1	5%	19
LAB INTERMARKET FACILITY LAB		1	18	95%	19
WELLMED AT NEW TAMPA		14	5	26%	19
PHYSICIANS CARE		16	3	16%	19
INTERCOASTAL MEDICAL GROUP			19	100%	19
LAKE MARY - STIRLING CENTER SUITE 202			19	100%	19
BETHUNE-COOKMAN UNIVERSITY		1	18	95%	19
ADVENT HEALTH EXPRESS		9	10	53%	19
VIRTUA		15	4	21%	19
EMERGENCY PHYSICIANS MEDICAL CENTER LLC		10	9	47%	19
INTEGRATED REGIONAL LABORATORIES - LARGO			19	100%	19
MED HEALTH SERVICES		18	1	5%	19
STONE WASH CLINICAL LABORATORIES		2	17	89%	19
ACCESS 365 URGENT CARE		7	12	63%	19
BAYVIEW MEDICAL		19			19
SHORE MEMORIAL HOSPITAL		16	3	16%	19
Summit Medical Group Westfield Lab		18	1	5%	19

# COVID-19: testing by laboratory

Data through Jan 11, 2021 verified as of Jan 12, 2021 at 09:25 AM

Data in this report are provisional and subject to change.

The numbers in the table below represent the number of Florida and non-Florida residents for whom test results were received by the Department of Health. A person can be tested by more than one laboratory and can have both positive and negative results. **Therefore, the sum of the numbers in each column will be larger than the total number of people tested.**

Reporting lab	Inconclusive	Negative	Positive	Percent positive	Total
CANTON-POTSDAM HOSPITAL LABORATORY		19			19
SEVEN RIVERS REGIONAL MEDICAL CENTER		5	14	74%	19
SUMTER PEDIATRICS		18	1	5%	19
STEWARD MEDICAL GROUP INC			19	100%	19
PONCE PLAZA NURSING & REHAB CENTER		4	15	79%	19
MIAMI CLINICAL RESEARCH CORP			19	100%	19
ADVENTHEALTH EXPRESS CARE AT			18	100%	18
BROOKDALE PHILLIPPI CREEK			18	100%	18
NCHD		7	11	61%	18
TOTAL RENAL LABORATORIES INC		13	5	28%	18
JACKSON NORTH MEDICAL CENTER		2	16	89%	18
HARBOUR ISLAND PEDIATRICS		12	6	33%	18
PINES NURSING HOME		17	1	6%	18
OAKMONTE VILLAGE		17	1	6%	18
SUMMIT MEDICAL GROUP - 75 E NORTHFIELD		16	2	11%	18
GOOD SAMARITAN SOCIETY OF DAYTONA		16	2	11%	18
MARTHA'S HOUSE & ASSISTED LIVING FACILITY		18			18
CLERMONT ADVENTHEALTH CENTRA CARE			18	100%	18
MOORINGS PARK OAKSTONE AT GREY OAKS		17	1	6%	18
XPRESS WELLNESS URGENT CARE			18	100%	18
ESTATES MEDICAL CENTER		12	6	33%	18
COMMUNITY MEDICAL CARE CENTER INC			18	100%	18
LIFE CARE CENTER OF JACKSONVILLE			18	100%	18
GENERAL INTERNAL MEDICINE MEDICAL CTR CLINIC		13	5	28%	18
DAVID LAWRENCE CENTER		15	3	17%	18
FAMILY CARE CYPRESS CREEK		1	17	94%	18
MADISON CORE LABORATORIES		17	1	6%	18
FLORIDA COMMUNITY HEALTH CENTER OF ST. LUCIE		1	17	94%	18
COUNTY OF LOS ANGELES			18	100%	18
ASURANCE SCIENTIFIC LABORATORIES		18			18
NORTH PINELLAS CHILDRENS MEDICAL CENTER			18	100%	18
FORT SANDERS REGIONAL LABORATORY		18			18
MARATHON HEALTH FOR LIFE		16	2	11%	18
BOZEMAN HEALTH DEACONESS HOSPITAL		13	5	28%	18
LAKE PLACID HEALTH AND REHABILITATION			18	100%	18
PROFESSIONAL URGENT CARE SERVICES		13	5	28%	18
HARTFORD HOSPITAL ANCILLARY LAB		17	1	6%	18
MARION COUNTY HEALTH DEPARTMENT		17	1	6%	18
MEDEXPRESS URGENT CARE - BLOOMINGTON		16	2	11%	18
TPCA CLINICAL LABORATORIES		15	3	17%	18
ASSISTED LIVING OF BROWARD		18			18
APOLLO HEALTH & REHABILITATION		13	5	28%	18
PRIMECARE OF DOTHAN-DALEVILLE CLINIC		14	4	22%	18
ARTHREX MEDICAL CENTER		10	8	44%	18
DCH REGIONAL MEDICAL CENTER LABORATORY		17	1	6%	18
CONNECTDX		4	14	78%	18
UNION CHD		16	2	11%	18

# COVID-19: testing by laboratory

Data through Jan 11, 2021 verified as of Jan 12, 2021 at 09:25 AM

Data in this report are provisional and subject to change.

The numbers in the table below represent the number of Florida and non-Florida residents for whom test results were received by the Department of Health. A person can be tested by more than one laboratory and can have both positive and negative results. **Therefore, the sum of the numbers in each column will be larger than the total number of people tested.**

Reporting lab	Inconclusive	Negative	Positive	Percent positive	Total
LONG BEACH URGENT CARE		18			18
STUART REHABILITATION AND HEALTHCARE		5	13	72%	18
GIBBENS FAMILY MEDICAL, LLC		11	7	39%	18
TIMBERLANE LODGE ALF	1	10	7	39%	18
CARESPOT OF NOCATEE			18	100%	18
LODGE HEALTH AND REHABILITATION CENTER, THE		17	1	6%	18
HARMONY HEALTH OPCO, LLC		15	3	17%	18
CARESPOT		1	17	94%	18
EASTERN SHORE URGENT CARE		9	8	47%	17
ROSLYN URGENT CARE		17			17
SOUTHCOR LABORATORY		2	15	88%	17
ADVENT HEALTH CENTRA CARE - LAKE BUENA VISTA			17	100%	17
KIVA AT CANTERBURY			17	100%	17
URGENT CARE WEST CLINIC		14	3	18%	17
HOWARD BEACH URGENT CARE		17			17
WEISS PEDIATRIC CARE LLC		14	3	18%	17
TOTAL ACCESS URGENT CARE			17	100%	17
UVMC MICROBIOLOGY		16	1	6%	17
THE CANOPY AT HARPER LAKE	1		16	94%	17
ST ELIZABETH MEDICAL CENTER LABORATORY		16	1	6%	17
TENNESSEE DEPARTMENT OF HEALTH		13	4	24%	17
COAST MED URGENT CARE		16	1	6%	17
ASCENSION ST VINCENT'S PRIMARY CARE			17	100%	17
WINTER PARK FAMILY PRACTICE LLC		17			17
UM MILLER SCHOOL OF MEDICINE			17	100%	17
MICHELLE S PAGE MD PA		17			17
MID-FLORIDA PATHOLOGY, LLC		12	5	29%	17
PANCARE HEALTH - BAY COUNTY - YOUNGSTOWN		15	2	12%	17
WALGREENS COVID-19		14	3	18%	17
ST. JUDES LABORATORIES		12	5	29%	17
JUPITER MEDICAL CENTER			17	100%	17
Salerno Bay Health & Rehabilitation Center		13	4	24%	17
LONG TERM CARE OF JAY, LLC			17	100%	17
WIREGRASS CLINIC LLC		14	3	18%	17
CONSOLIDATED LAB SERVICES		8	9	53%	17
WALGREEN EASTERN CO, INC		17			17
NEW YORK PRESBYTERIAN - ALLEN HOSPITAL		17			17
MICHIGAN DEPARTMENT OF HEALTH AND HUMAN SERVICES			17	100%	17
BAHIA OAKS LODGE		16	1	6%	17
PENNSYLVANIA DEPARTMENT OF HEALTH BUREAU OF LABORATORIES			17	100%	17
ALL PEDIATRIC CARE			17	100%	17
RESOLVE MOLECULAR DIAGNOSTICS		13	4	24%	17
CAPE CORAL HOSPITAL ABG LABORATORY		10	7	41%	17
HEALTHCARE NOW			17	100%	17
URGENT CARE AT LONGWOOD			17	100%	17
EXPRESS DOCS LLC			16	100%	16
MILLENNIUM PHYSICIAN GRP LLC NAPLES PINE RIDGE			16	100%	16



# COVID-19: testing by laboratory

Data through Jan 11, 2021 verified as of Jan 12, 2021 at 09:25 AM

Data in this report are provisional and subject to change.

The numbers in the table below represent the number of Florida and non-Florida residents for whom test results were received by the Department of Health. A person can be tested by more than one laboratory and can have both positive and negative results. **Therefore, the sum of the numbers in each column will be larger than the total number of people tested.**

Reporting lab	Inconclusive	Negative	Positive	Percent positive	Total
XERA MED RESEARCH			16	100%	16
BRIDGEWAY HEALTH CLINICS INC			16	100%	16
ALL FLORIDA FAMILY & SPORTS MEDICINE		15	1	6%	16
MD BEAUTY LABS, PA		15	1	6%	16
HORIZON ALF		15	1	6%	16
ELAN SPANISH SPRINGS			16	100%	16
COMMONWEALTH OF MASSACHUSETTS			16	100%	16
ERIC C MARSHAL MD, PC DBA MINUTECLINIC		15	1	6%	16
FAST TRACK URGENT CARE CENTER - TYRONE			16	100%	16
MORRIS PARK URGENT CARE		13	3	19%	16
SRMC AVALON		9	7	44%	16
BIOREFERENCE LABORATORIES INC		3	13	81%	16
HEALTH CENTRAL HOSPITAL			16	100%	16
REGENEXX TAMPA BAY		14	2	13%	16
BAYCARE MEDICAL GROUP INC			16	100%	16
PRO HEALTH FAMILY PHYSICIANS, NYSTROM		16			16
DARDEN WELLNESS CENTER		13	3	19%	16
PREMIER COMMUNITY HEALTHCARE GROUP INC		15	1	6%	16
COOPER HEALTHCARE		16			16
KEYSTYLE LIVING LLC	1	15			16
PINELLAS INTERNAL MEDICINE ASSOCIATES		15	1	6%	16
BONIFAY NURSING AND REHABILITATION CENTER			16	100%	16
OKEECHOBEE HEALTHCARE FACILITY			16	100%	16
CAREHERE- LCS LEESBURG			16	100%	16
ST CATHERINE OF SIENA HOSPITAL		14	2	13%	16
PUTNAM COUNTY SHERIFFS OFFICE		13	3	19%	16
JOSEPH MIGNOGNA		13	3	19%	16
MAGNOLIA PEDIATRICS		2	14	88%	16
DEPT OF VA MEDICAL CENTER - BAY PINES			16	100%	16
MEDEXPRESS URGENT CARE LEWISBURG		15	1	6%	16
INTERNAL MEDICINE ASSOCIATES & SPECIALTIES INC		15	1	6%	16
URGENT CARE CLINIC OF LINCOLN		14	2	13%	16
DALE MEDICAL CENTER		11	5	31%	16
THE TRADITION OF THE PALM BEACHES		16			16
CRUCIAL CARE		10	6	38%	16
ROADS PEDIATRICS,LLC		14	2	13%	16
BARNETT PARK			15	100%	15
EXPRESS FAMILY CARE LLC			15	100%	15
NOVANT HEALTH GOHEALTH URGENT CARE-HARRISBURG		8	7	47%	15
49D2045214PHYSICIAN OFFICE-WAIVER-MEDEXPRESS URGENT CARE - HARRISONBU		6	9	60%	15
DEPT OF VA MED CENTE-WEST PALM BEACH			15	100%	15
MERCY MEDICAL URGENT CARE CENTER INC		3	12	80%	15
HOLLEY-NAVARRE MEDICAL CLINIC		5	10	67%	15
HALIFAX HEALTH URGENT CARE		2	13	87%	15
THREE OAKS PHARMACY INC		13	2	13%	15
ADVENT HEALTH - ZEPHYRHILLS			15	100%	15
KEY WEST MEDICAL CENTER	1	14			15

# COVID-19: testing by laboratory

Data through Jan 11, 2021 verified as of Jan 12, 2021 at 09:25 AM

Data in this report are provisional and subject to change.

The numbers in the table below represent the number of Florida and non-Florida residents for whom test results were received by the Department of Health. A person can be tested by more than one laboratory and can have both positive and negative results. **Therefore, the sum of the numbers in each column will be larger than the total number of people tested.**

Reporting lab	Inconclusive	Negative	Positive	Percent positive	Total
ORLANDO HEALTH		2	13	87%	15
TBI RESIDENTIAL SERVICES, INC.		15			15
LIGHTHOUSE PEDIATRICS OF NAPLES		11	4	27%	15
Z UROLOGY		15			15
PROFESSIONAL PARK PEDIATRICS PA			15	100%	15
MORNINGSIDE MANOR & VILLA ADULT CARE C		15			15
BUREAU OF PUBLIC HEALTH		1	14	93%	15
Sovereign Laboratory Services, LLC		14	1	7%	15
BROOKDALE BRANDON	1	14			15
AURORA DIAGNOSTICS		3	12	80%	15
MILTON 4707		15			15
SURFSIDE URGENT CARE		9	6	40%	15
REGENCY SQUARE MALL - SEARS		2	13	87%	15
SPEARHEAD MEDICAL			15	100%	15
MEADOWCREST MOLECULAR DIAGNOSTICS, LLC			15	100%	15
BAY STREET PHARMACY☐		15			15
UAH STUDENT HEALTH CENTER		10	5	33%	15
GULFSIDE HOSPICE INC		12	3	20%	15
OLIVE BRANCH HEALTH AND REHABILITATION CENTER			15	100%	15
SAN CARLOS PHARMACY		15			15
NICEVILLE URGENT CARE			15	100%	15
STAR CARE		14	1	7%	15
SHELBY BAPTIST MEDICAL CENTER		10	5	33%	15
TOWERS HOME CARE☐		12	3	20%	15
ADIRONDACK MEDICAL CENTER		15			15
HUNT CLUB MEDICAL		12	3	20%	15
NEWYORK-PRESBYTERIAN/ LAWRENCE HOSPITAL LABORATORY		13	2	13%	15
GLEN OAKS URGENT CARE		15			15
FAMILY CARE CENTER OF ARLINGTON		10	5	33%	15
ST VINCENT'S EAST		14	1	7%	15
HODGES CLUSTER		2	13	87%	15
STEWART MELBOURNE HOSPITAL			15	100%	15
HELIX DIAGNOSTICS			15	100%	15
JESSIE TRICE COMMUNITY HEALTH SYSTEM, INC		1	14	93%	15
DIATHERIX		13	2	13%	15
TOTTENVILLE CIRCLE URGENT CARE		15			15
TELEVISIT MALABAR PEDIATRICS		5	10	67%	15
MD PLUS URGENT CARE, LLC			15	100%	15
BROOKDALE ST AUGUSTINE			15	100%	15
GROWING TOGETHER PEDIATRICS, LLC		11	4	27%	15
SINAI HOSPITAL OF BALTIMORE		15			15
EASTLAKE PEDIATRICS - TRINITY		15			15
MD NOW MEDICAL CENTERS INC			15	100%	15
MINUTECLINIC DIAGNOSTIC OF MICHIGAN		14	1	7%	15
Wesley Place on Honeysuckle		12	2	14%	14
Belleair Healthcare Center		8	6	43%	14
BAPTIST MEDICAL CENTER EAST		11	3	21%	14

# COVID-19: testing by laboratory

Data through Jan 11, 2021 verified as of Jan 12, 2021 at 09:25 AM

Data in this report are provisional and subject to change.

The numbers in the table below represent the number of Florida and non-Florida residents for whom test results were received by the Department of Health. A person can be tested by more than one laboratory and can have both positive and negative results. **Therefore, the sum of the numbers in each column will be larger than the total number of people tested.**

Reporting lab	Inconclusive	Negative	Positive	Percent positive	Total
FAMILY AND INTERNAL MEDICINE AT AVALON PARK		12	2	14%	14
ROWLETT MIDDLE ACADEMY		12	2	14%	14
OCOEE PEDIATRICS		11	3	21%	14
ROBERT H JENKINS JR VETERANS' DOMICILIARY HOME OF		11	3	21%	14
MINUTECLINIC DIAGNOSTIC OF ILLINOIS L		12	2	14%	14
FLORIDA DEPARTMENT OF HEALTH IN MONROE COUNTY		11	3	21%	14
BOCA SIMON		2	12	86%	14
STATEN ISLAND UNIVERSITY HOSPITAL		13	1	7%	14
FUNGAL REFERENCE LABORATORY		12	2	14%	14
AUBURN COMMUNITY HOSPITAL		12	2	14%	14
COLLEGE POINT URGENT CARE		12	2	14%	14
FLORIDA HOSPITAL WINTER GARDEN		13	1	7%	14
ASTORIA HEALTH AND REHABILITATION CENTER		13	1	7%	14
SOUTHEASTERN UNIVERSITY INC		14			14
MEDEMERGE		13	1	7%	14
HEALTHFIRST ADVENT HEALTH CENTRA CARE COCOA BEACH			14	100%	14
FLORIDA ENDOSCOPY & SURGERY CTR LLC		14			14
BIO-TECH CLINICAL LABORATORIES INC		14			14
PROMEDICA LABORATORIES		11	3	21%	14
PANAMA CITY VITAS HOSPICE		14			14
M&V SAN JOSE MEDICAL CENTER			14	100%	14
CHILDRENS MEDICAL CENTER			14	100%	14
BENTON HOUSE OF PORT ORANGE		8	6	43%	14
MASSACHUSETTS GENERAL HOSPITAL		1	13	93%	14
ROBERT WOOD JOHNSON UNIVERSITY HOSP		12	2	14%	14
MULBERRY'S MOBILE PROVIDER SERVICES LLC			14	100%	14
ST JOSEPH HOSPITAL		13	1	7%	14
ADVANCED URGENT CARE		12	2	14%	14
OSCEOLA ALF OPERATOR, LLC DBA		14			14
VALLEY IMMEDIATE CARE		12	2	14%	14
HEALTH MED CENTERS		14			14
EPIPHANY HEALTH		8	6	43%	14
A PLUS PEDIATRICS		12	2	14%	14
POLK CHD BARTOW		13	1	7%	14
Consulate Health Care of Jacksonville			14	100%	14
BVL PEDIATRICS		14			14
OCEANSIDE URGENT CARE		14			14
ALAN L MELOTEK MD		14			14
WELLINGTON FAMILY PRACTICE		13	1	7%	14
SIGNATURE HEALTHCARE OF ORANGE PARK		14			14
MEDEXPRESS URGENT CARE, MOON TOWNSHIP		13	1	7%	14
MINUTECLINIC DIAGNOSTIC OF TN PC #378		13	1	7%	14
NEW YORK METHODIST HOSPITAL		13	1	7%	14
PRATTVILLE BAPTIST HOSPITAL		11	3	21%	14
GRAND VILLA OF ST. PETERSBURG		12	2	14%	14
NORTHWESTERN MEMORIAL HOSPITAL			14	100%	14
HAZELDEN FLORIDA		14			14

# COVID-19: testing by laboratory

Data through Jan 11, 2021 verified as of Jan 12, 2021 at 09:25 AM

Data in this report are provisional and subject to change.

The numbers in the table below represent the number of Florida and non-Florida residents for whom test results were received by the Department of Health. A person can be tested by more than one laboratory and can have both positive and negative results. **Therefore, the sum of the numbers in each column will be larger than the total number of people tested.**

Reporting lab	Inconclusive	Negative	Positive	Percent positive	Total
GARDENS HEALTH NH LLC		14			14
GRACE MEDICAL HOME		11	2	15%	13
BAYA URGENT CARE LLC		1	12	92%	13
DYNAMIC DNA LAB		1	12	92%	13
PARKWEST MEDICAL CENTER		11	2	15%	13
JOSEPH SCHENKER MD PC DBA CENTERS URGENT		11	2	15%	13
SUNSHINE ASSISTED LIVING		13			13
BASSETTI & ASSOCIATES, MD, PA			13	100%	13
CAREATC			13	100%	13
REGENCY OAKS HEALTH CENTER		11	2	15%	13
MONROE COUNTY DETENTION CENTER			13	100%	13
MINUTECLINIC DIAGNOSTIC OF RHODE ISLAND, LLC #590		12	1	8%	13
BAPTIST MEMORIAL HEALTH CARE		11	2	15%	13
CHARLOTTE CHD PORT CHARLOTTE		11	2	15%	13
81ST MEDICAL GROUP			13	100%	13
CARDIOLOGY AND MEDICINE ASSOCIATES INC		13			13
BROOKDALE MANDARIN CENTRAL			13	100%	13
BROOKLYN HOSPITAL CENTER DOWNTOWN CAMPUS		13			13
MONTEFIORE ST LUKE'S CORNWALL HOSPITAL		10	3	23%	13
HUDSON VALLEY HOSPITAL CENTER LABORATORY		12	1	8%	13
CENTER ONE SURGERY CENTER		9	4	31%	13
RIVERSIDE COTTAGES AT THE SHORES, LLC			13	100%	13
Baldwin Pediatrix		13			13
MINUTECLINIC DIAGNOSTIC OF NORTH CAROLINA		13			13
CORE LABORATORY		1	12	92%	13
CLINICAL LABORATORY SERVICES			13	100%	13
Sunnyside Care Center		13			13
OPIS ISLAND LAKE CENTER		13			13
VILLA OF KINGS AND QUEENS OF DELRAY		13			13
PATHLINE			13	100%	13
EAR NOSE & THROAT ASSOCIATES OF MANATEE PA		13			13
ODYSSEY HEALTHCARE OF MARION COUNTY, LLC		13			13
SOUTHEAST FAMILY HEALTHCARE CENTER			13	100%	13
CLEVELAND CLINIC			13	100%	13
BLISS HEALTHCARE SERVICES		2	11	85%	13
LUCID DIAGNOSTICS LABS			13	100%	13
WELLMED AT LAKE COPELAND		7	6	46%	13
TRINITY MEDICAL ASSOCIATES LLC			13	100%	13
FLORIDA STATE HOSPITAL			13	100%	13
IN-OFFICE LAB		12	1	8%	13
ADVENTHEALTH MEDICAL GROUP FAMILY & INTERNAL		7	6	46%	13
UNIVERSITY LAB			13	100%	13
SPRINGWOOD COURT		8	5	38%	13
SONATA BOYNTON BEACH		12	1	8%	13
MACKOUL PEDIATRICS FORT MYERS			13	100%	13
KRYSTAL BAY NURSING AND REHABILITATION		10	3	23%	13
FORT WALTON BEACH DEVELOPMENTAL CENTER		12	1	8%	13

# COVID-19: testing by laboratory

Data through Jan 11, 2021 verified as of Jan 12, 2021 at 09:25 AM

Data in this report are provisional and subject to change.

The numbers in the table below represent the number of Florida and non-Florida residents for whom test results were received by the Department of Health. A person can be tested by more than one laboratory and can have both positive and negative results. **Therefore, the sum of the numbers in each column will be larger than the total number of people tested.**

Reporting lab	Inconclusive	Negative	Positive	Percent positive	Total
HOLIDAY MEDICAL ASSOCIATES		1	12	92%	13
SOUTH NASSAU COMMUNITIES HOSPITAL		10	3	23%	13
BROOKDALE DELAND			13	100%	13
UR CARE FAMILY AND SPORTS MEDICINE			13	100%	13
SHELBY COUNTY HEALTH CARE CORPORATION		10	3	23%	13
ESCAMBIA COMMUNITY CLINIC		2	11	85%	13
Cross Care Center			13	100%	13
CVS MINUTE CLINIC DIAGNOSTIC OF NORTH CAROL		12	1	8%	13
UC HEALTH UNIVERSITY HOSPITAL		11	2	15%	13
BETHESDA HEALTH PHYSICIAN GROUP INC			13	100%	13
AMELIA ASSISTED LIVING FACILITY		13			13
ROCKLEDGE		3	10	77%	13
Bon Secours Maria Manor		9	4	31%	13
PHELPS HOSPITAL LABORATORY		11	2	15%	13
ORANGE REGIONAL MEDICAL CENTER LABORATORY		10	3	23%	13
JUST FOR KIDS PEDIATRICS		5	8	62%	13
GERALD J KIVETT MD		12			12
LEON CHD		12			12
Clearwater Center		7	5	42%	12
WORLD WRESTLING ENTERTAINMENT			12	100%	12
WOODHOUSE INC		12			12
GLEN OAKS HEALTH AND REHABILITATION CENTER			12	100%	12
ISLAND LAKE CENTER		4	8	67%	12
FLORIDA DEPARTMENT OF HEALTH IN HILLSBOROUGH COUNTY			12	100%	12
MAITLAND PRIMARY CARE		9	3	25%	12
FHCP-PORT ORANGE		3	9	75%	12
INNOVATIVE RESEARCH OF WEST FLORIDA		9	3	25%	12
BEST MEDICAL CENTER		8	4	33%	12
FAMILY CARE			12	100%	12
TLC FAMILY CARE HOME INC		12			12
OCALA OAKS REHABILITATION CENTER		7	5	42%	12
Lady Lake Specialty Care			12	100%	12
MERIDIAN AT WATERWAYS, THE		10	2	17%	12
MERCY MEDICAL CENTER		5	7	58%	12
LONG ISLAND JEWISH VALLEY STREAM		12			12
VPA PC LAB		12			12
MINUTECLINIC, LLC, DBA MINUTECLINIC #2544		11	1	8%	12
MINUTECLINIC DIAGNOSTIC OF PENNSYLVANI		12			12
MELBOURNE FAMILY PRACTICE		11	1	8%	12
MINUTECLINIC DIAGNOSTIC PA		11	1	8%	12
PRIMARY CARE MEDICINE	1	10	1	8%	12
ST CLOUD MEDICAL GROUP		10	2	17%	12
WALGREEN		4	8	67%	12
LAB UNKNOWN		1	11	92%	12
FLORIDA ATLANTIC UNIVERSITY		10	2	17%	12
MEDEXPRESS URGENT CARE - ROBINSON TWP, STEUBENVILLE PIKE		11	1	8%	12
UNIVERSITY HOSPITAL UC HEALTH		8	4	33%	12



# COVID-19: testing by laboratory

Data through Jan 11, 2021 verified as of Jan 12, 2021 at 09:25 AM

Data in this report are provisional and subject to change.

The numbers in the table below represent the number of Florida and non-Florida residents for whom test results were received by the Department of Health. A person can be tested by more than one laboratory and can have both positive and negative results. **Therefore, the sum of the numbers in each column will be larger than the total number of people tested.**

Reporting lab	Inconclusive	Negative	Positive	Percent positive	Total
MINUTECLINIC DIAGNOSTICS MEDICAL GROUP		12			12
FLUSHING HOSPITAL MEDICAL CENTER		9	3	25%	12
SUMMIT ATLANTIC SURGERY CENTER		12			12
MINUTECLINIC #8699		9	3	25%	12
MARQUES PEDIATRICS			12	100%	12
MCWHORTER SCHOOL OF PHARMACY		12			12
LIFE CARE OF PORT SAINT LUCIE		3	9	75%	12
TNC WALK IN CLINIC		9	3	25%	12
CVS MINUTE CLINIC DIAGNOSTIC OF TEXAS LLC		9	3	25%	12
ADVENT HEALTH - KISSIMMEE		3	9	75%	12
ST PETER'S UNIVERSITY HOSPITAL		9	3	25%	12
GRAND VILLA OF DELAND		9	3	25%	12
STEWART MELBOURNE HOSPITAL, INC	1		11	92%	12
FORT CAROLINE GARDENS, INC		11	1	8%	12
PANCARE HEALTH - WEWA ELEMENTARY			12	100%	12
Citymd Of Lacey		11	1	8%	12
MAINSTREET FAMILY SELECT		1	11	92%	12
ALWAYS BEST CARE SENIOR SERVICES		10	2	17%	12
VERITAS RESEARCH CORP			12	100%	12
BRYAN WHITFIELD MEMORIAL HOSPITAL		8	4	33%	12
BLOUNT MEMORIAL HOSPITAL		11	1	8%	12
MINUTE CLINIC DIAGNOSTIC OF VIRGINIA		9	3	25%	12
BROOKDALE PADDOCK HILLS		12			12
FLORIDA DEPT OF HEALTH		4	8	67%	12
SUWANNEE COUNTY JAIL		11	1	8%	12
MI2297090CV HOLLAND-23D2189684		12			12
APPLE DIAGNOSTICS LAB		5	7	58%	12
ACADIAN DIAGNOSTIC LABORATORIES		8	4	33%	12
NAPLES GREEN VILLAGE		12			12
IREPERTOIRE_MOL_LAB		12			12
WACO HHSSURGEWACO	1	10	1	8%	12
CAREHERE LAKE SCHOOLS EMPLOYEE HEALTH CENTER		6	6	50%	12
MINUTECLINIC DIAGNOSTIC OF HAWAII LLC		11	1	8%	12
BARTON FAMILY PRACTICE		7	5	42%	12
ARCPOINT LABS OF WEST PALM BEACH			12	100%	12
MINUTECLINIC MINUTECLINIC #8746		12			12
COMPREHENSIVE CHILDCARE ASSOCIATES		8	4	33%	12
ROCKLAND URGENT CARE FAMILY HEALTH NP		12			12
WAKULLA COUNTY HEALTH DEPARTMENT		5	7	58%	12
NORTHWEST FLORIDA SLEEP			12	100%	12
BROWARD DIALYSIS			12	100%	12
AVOW HOSPICE INC		12			12
MINUTECLINIC, LLC, DBA MINUTECLINIC #5		10	2	17%	12
MEDEXPRESS URGENT CARE-ALTOONA		9	2	18%	11
Jupiter Medical Center Pavilion		10	1	9%	11
CLEVELAND CLINIC FLORIDA		1	10	91%	11
SIGMUND LABS LLC		11			11

# COVID-19: testing by laboratory

Data through Jan 11, 2021 verified as of Jan 12, 2021 at 09:25 AM

Data in this report are provisional and subject to change.

The numbers in the table below represent the number of Florida and non-Florida residents for whom test results were received by the Department of Health. A person can be tested by more than one laboratory and can have both positive and negative results. **Therefore, the sum of the numbers in each column will be larger than the total number of people tested.**

Reporting lab	Inconclusive	Negative	Positive	Percent positive	Total
SEMORAN FAMILY HEALTH LLC		10	1	9%	11
DMH STEINHATCHEE FAMILY MEDICINE		8	3	27%	11
HORIZON MEDICAL GROUP		9	2	18%	11
PRO HEALTH			11	100%	11
JENNIFER J CHIAVETTA-GRLSANTI DC		8	3	27%	11
MHHS All Lab Subsection		11			11
St. Annes Nursing Center, St. Annes Residence, Inc.		11			11
ADVENT HEALTH - DELTONA ER		1	10	91%	11
ACCESS MEDICAL CENTER			11	100%	11
INTERMOUNTAIN CENTRAL LAB		1	10	91%	11
WELLMED AT PLANT CITY		7	4	36%	11
NIGHT LITE PEDIATRICS CENTER, LLC		1	10	91%	11
EAR NOSE AND THROAT ASSOCIATES OF MANATEE, P.A.		8	3	27%	11
FIRST CHOICE PEDIATRICS INC		10	1	9%	11
PBSO WEST PALM FAMILY PRACTICE		1	10	91%	11
AIM LABORATORIES			11	100%	11
RAINBOW PEDIATRICS			11	100%	11
UNIV OF NORTH ALABAMA HEALTH CENTER		11			11
MI CASA DORADA ASSISTED LIVING FACILIT		11			11
BHA CENTRAL COUNTY CLINIC		1	10	91%	11
COMMUNITY HEALTH OF SOUTH FLORIDA INC			11	100%	11
ANYLABTESTNOW			11	100%	11
TROPICANA		5	6	55%	11
IMA MEDICAL CENTER		4	7	64%	11
JFK MEDICAL CENTER NORTH LAB		1	10	91%	11
UMHC/SYLVESTER AT KENDALL		1	10	91%	11
THE TERRACE OF SAINT CLOUD		9	2	18%	11
CARE FAST MURABELLA		7	4	36%	11
REDMED CLINIC OF ARLINGTON		10	1	9%	11
BAPTIST PRIMARY CARE PONTE VEDRA		6	5	45%	11
PALM BEACH PATHOLOGY		9	2	18%	11
MEDICAL CENTER AFFILIATES WEST PALM			11	100%	11
WINSHIPS PHARMACY INC		11			11
FAMILY PRACTICE ON THE GO		6	5	45%	11
COLORADO DEPARTMENT OF PUBLIC HEALTH AND ENVIRONMENT			11	100%	11
QUOTIENT SCIENCES LABS LLC			11	100%	11
WINTER PARK CARE AND REHABILITATION			11	100%	11
MORTON PLANT MEASE			11	100%	11
URGENT TEAM		8	3	27%	11
DESOTO HEALTH AND REHAB LLC		7	4	36%	11
GENTIVA HEALTH SERVICES		10	1	9%	11
CARINGTON MANOR		11			11
HIALEAH HOSPITAL RESPIRATORY DEPT			11	100%	11
MOUNT DORA PEDIATRICS		9	2	18%	11
DOCTORS MEDICAL CENTER OF WALTON COUNTY CLINIC			11	100%	11
FORT HAMILTON URGENT CARE		11			11
BELLEVUE HOSPITAL CENTER DEPARTMENT		11			11

# COVID-19: testing by laboratory

Data through Jan 11, 2021 verified as of Jan 12, 2021 at 09:25 AM

Data in this report are provisional and subject to change.

The numbers in the table below represent the number of Florida and non-Florida residents for whom test results were received by the Department of Health. A person can be tested by more than one laboratory and can have both positive and negative results. **Therefore, the sum of the numbers in each column will be larger than the total number of people tested.**

Reporting lab	Inconclusive	Negative	Positive	Percent positive	Total
ARDEN COURTS OF PALM HARBOR			11	100%	11
WANTAGH URGENT CARE		8	3	27%	11
WALGREENS #10373		11			11
MINUTECLINIC DIAGNOSTIC OF NORTH CAROLINA PC		9	2	18%	11
TELEVISIT PALM BAY FAMILY PRACTICE		9	2	18%	11
STERLING HOUSE OF PUNTA GORDA		11			11
ALCOVE ASSISTED LIVING FACILITY		11			11
INN AT LAKE SEMINOLE SQUARE, THE		11			11
VIRTUA WEST JERSEY HOSPITAL VOORHEES		9	2	18%	11
LEHIGH VALLEY HOSPITAL		3	8	73%	11
TREASURE COAST URGENT CARE			11	100%	11
UNIVERSITY CENTRA CARE		10	1	9%	11
PINELLAS COUNTY HEALTH DEPARTMENT		2	9	82%	11
PRIMECARE ACQUISITION FAMILY PRACTICE INC		11			11
ALBIBI		1	10	91%	11
ELITE HOME HEALTH SERVICES		11			11
LAKELAND HILLS CENTER		4	7	64%	11
LYSTER ACH FT RUCKER AL		10	1	9%	11
WILLISTON PEDIATRICS PA		5	6	55%	11
PROHEALTH CARE ASSOCIATES MOBILE		9	2	18%	11
NORTHERN WESTCHESTER HOSPITAL LABORATORY		9	2	18%	11
BEAUMONT LABORATORY			10	100%	10
VETERNANS ADMINISTRATION			10	100%	10
Maury Regional Hospital		6	4	40%	10
VASCONCELLO COHEN MD PA		9	1	10%	10
GENESIS		7	3	30%	10
Hialeah Nursing And Rehabilitation Center		6	4	40%	10
BROWARD HEALTH CARE			10	100%	10
PANCARE HEALTH - VERNON ELEMENTARY			10	100%	10
PREMIER LABORATORY SERVICES, LLC		5	5	50%	10
GADSDEN REGIONAL MEDICAL CENTER		10			10
RAINBOW PEDIATRIC CENTER		2	8	80%	10
KIDSVILLE PEDIATRICS			10	100%	10
CARENOW URGENT CARE - EAST NASHVILLE		8	2	20%	10
AMBRY GENETICS CORPORATION		10			10
BAYLOR GENETICS		6	4	40%	10
EMERALD COAST HOSPICE - CRESTVIEW		10			10
TENNESSEE DEPARTMENT OF HEALTH (TDH) - CENTRAL LABORATORY		2	8	80%	10
CBC LAB		3	7	70%	10
APPALACHIAN REGIONAL HEALTHCARE SYSTEM		10			10
NORTH OKALOOSA PHYSICIAN GROUP		10			10
SAMARITAN MEDICAL CENTER		10			10
MEDEXPRESS URGENT CARE - SEMINOLE SQUA		9	1	10%	10
ADVENT HEALTH MEDICAL GROUP- FAMILY MEDICINE AT DR. PHILIPS		6	4	40%	10
CLEARWATER EMPLOYEE HEALTH CLINIC		4	6	60%	10
MEDEXPRESS URGENT CARE PARKERSBURG		8	2	20%	10
MINIMALLY INVASIVE VASCULAR INC		10			10

# COVID-19: testing by laboratory

Data through Jan 11, 2021 verified as of Jan 12, 2021 at 09:25 AM

Data in this report are provisional and subject to change.

The numbers in the table below represent the number of Florida and non-Florida residents for whom test results were received by the Department of Health. A person can be tested by more than one laboratory and can have both positive and negative results. **Therefore, the sum of the numbers in each column will be larger than the total number of people tested.**

Reporting lab	Inconclusive	Negative	Positive	Percent positive	Total
WATSON HEALTHCARE		7	3	30%	10
CORONA PATHOLOGY		10			10
EMERALD COAST PEDIATRICS			10	100%	10
MEYER PEDIATRICS CHTD		10			10
DIEGO FALLON MD PA		6	4	40%	10
JOSEF SCHENKER MD PC		10			10
MINUTECLINIC, LLC		8	2	20%	10
COMMUNITY HEALTH CENTER		2	8	80%	10
SENIOR HOME CARE INC		10			10
LAKEWOOD RANCH MEDICAL CENTER CLINICAL LAB			10	100%	10
AVANTE ST CLOUD		7	3	30%	10
VITALANT		1	9	90%	10
HCR MANORCARE		10			10
MEDICAL LABORATORY DIAGNOSTICS			10	100%	10
PBC PREMIER FAMILY HEALTH			10	100%	10
METHODIST MEDICAL CENTER		7	3	30%	10
MINUTE CLINIC DIAGNOSTIC OF NEW JERSEY		10			10
MINUTECLINIC DIAGNOSTIC OF MICHIGAN PC		10			10
BROOKDALE PANAMA CITY		9	1	10%	10
COVANCE CENTRAL LABORATORY			10	100%	10
LAKE NONA MEDICAL SERVICES		3	7	70%	10
Hackensack Umc Mountainside		9	1	10%	10
OHIO STATE UNIVERSITY MEDICAL CENTER			10	100%	10
MEDEX REGIONAL LABORATORIES LLC		1	9	90%	10
ONEIDA HEALTHCARE CENTER		8	2	20%	10
BOCA RATON REGIONAL HOSPITAL LAB			10	100%	10
ADVENT HEALTH - WINTER HAVEN		6	4	40%	10
CREATIVE TESTING SOLUTIONS		3	7	70%	10
SOUTHEASTERN LABORATORY			10	100%	10
OPTIMAL CARE PEDIATRICS			10	100%	10
URGENT CARE CENTER AT PINNACLE		4	6	60%	10
NEW JERSEY DEPARTMENT OF HEALTH COMMUNICABLE DISEASE SERVICE		3	7	70%	10
BIOTECH CLINICAL LABORATORIES, INC.		1	9	90%	10
ARNOT OGDEN MEDICAL CENTER LABORATORY		10			10
WELLMED AT SOUTH PARSONS		8	2	20%	10
BAY BREEZE HEALTH AND REHABILITATION CENTER		6	4	40%	10
OPTUMCARE SOUTH FLORIDA, LLC		7	3	30%	10
LAKE BALDWIN CBOC		9	1	10%	10
ADVANCE URGENT CARE CENTER, LLC			10	100%	10
MEDEXPRESS URGENT CARE - TIMBERLAKE		10			10
CARENOW URGENT CARE-BRENTWOOD		8	2	20%	10
HOLMES COUNTY HEALTH DEPARTMENT		4	6	60%	10
ATLAN		8	2	20%	10
ISLAND COAST PEDIATRICS IN-HOUSE LAB		10			10
ACE BIOMEDICAL LABS LLC			10	100%	10
URGENT CARE USA LLC		1	8	89%	9
MINUTE CLINIC LLC #1448		8	1	11%	9

# COVID-19: testing by laboratory

Data through Jan 11, 2021 verified as of Jan 12, 2021 at 09:25 AM

Data in this report are provisional and subject to change.

The numbers in the table below represent the number of Florida and non-Florida residents for whom test results were received by the Department of Health. A person can be tested by more than one laboratory and can have both positive and negative results. **Therefore, the sum of the numbers in each column will be larger than the total number of people tested.**

Reporting lab	Inconclusive	Negative	Positive	Percent positive	Total
SAMARITAN HOSPITAL LABORATORY		8	1	11%	9
NEMOURS CHILDREN'S PRIMARY CARE VERO BEACH			9	100%	9
TMH PHYSICIAN PARTNERS - MONTICELLO		8	1	11%	9
MOSOLF PEDIATRICS			9	100%	9
NORTHWEST FLORIDA COMMUNITY HOSPITAL LABORATORY		8	1	11%	9
CHEMISYS LABORATORIES		1	8	89%	9
ST PETERSBURG PEDIATRICS-SEMINOLE		8	1	11%	9
NURSING PLUS OF BROWARD LLC		1	8	89%	9
COASTAL FAMILY PRACTICE		6	3	33%	9
FAMILY MEDICINE AT HUNTERS CREEK		9			9
WOODLAND TOWERS		6	3	33%	9
LAKEVIEW HEALTH SYSTEMS			9	100%	9
FLORIDA PRESBYTERIAN HOMES INC		9			9
FAMILY HEALTH CENTER			9	100%	9
ILLINOIS DEPT OF PUBLIC HEALTH LAB - SPRINGFIELD			9	100%	9
NATURE COAST REGIONAL MEDICAL CENTER			9	100%	9
ADVENTHEALTH MEDICAL GROUP		9			9
LPG PEDIATRICS AT PAGE FIELD		9			9
PARROTT MEDICAL CLINIC			9	100%	9
AEGIS MEDICAL GROUP			9	100%	9
TEXAS DEPARTMENT OF STATE HEALTH SERVICES		2	7	78%	9
OMNI			9	100%	9
MIDMICHIGAN MEDICAL CENTER			9	100%	9
MICHIGAN DEPARTMENT OF COMMUNITY HEALTH		1	8	89%	9
NORTHBROOK CENTER FOR☐		8	1	11%	9
CHILDREN'S HEALTH CENTER INC.		7	2	22%	9
FLORIDA MEDICAL CLINIC - MULTI SPECIALTY CAMPUS		2	7	78%	9
FLORIDA DEPARTMENT OF HEALTH IN WALTON COUNTY		8	1	11%	9
BAYFRONT HEALTH ST PETERSBURG		8	1	11%	9
UNAVAILABLE/UNKNOWN/NO INFORMATION FOUND			9	100%	9
PATEL MEDICAL VENTURES		8	1	11%	9
MOLECULAR PATHOLOGY LABORATORY			9	100%	9
NORTHWEST FLORIDA ENT, PA		3	6	67%	9
ADVENTHEALTH MEDICAL GROUP CARE CLINIC AT		7	2	22%	9
VILLAGE PLACE HEALTH AND REHAB		9			9
STATEN ISLAND UNIVERSITY HOSPITAL SEGUINE AVE		9			9
TIFFANY LAKE CARE CENTERS INC		9			9
St Joseph's Hospital & Medical Center		8	1	11%	9
ADVENT HEALTH CENTRA CARE - ORANGE LAKE		1	8	89%	9
GCPM MANUAL MICROBIOLOGY		1	8	89%	9
LAKE NONA MEDICAL SERVICE LLC		9			9
NAPHCARE, INC AT MANATEE COUNTY JAIL		9			9
PRECISION GENETICS			9	100%	9
MAINSTREET FAMILY CARE			9	100%	9
RICHMOND UNIVERSITY MEDICAL CENTER		7	2	22%	9
BAYONET POINT HOSPITAL			9	100%	9
BAPTIST PRIMARY BLACK CREEK SOUTH			9	100%	9



# COVID-19: testing by laboratory

Data through Jan 11, 2021 verified as of Jan 12, 2021 at 09:25 AM

Data in this report are provisional and subject to change.

The numbers in the table below represent the number of Florida and non-Florida residents for whom test results were received by the Department of Health. A person can be tested by more than one laboratory and can have both positive and negative results. **Therefore, the sum of the numbers in each column will be larger than the total number of people tested.**

Reporting lab	Inconclusive	Negative	Positive	Percent positive	Total
FIRST CHOICE PEDIATRICS WINTER SPRINGS		9			9
CVS MINUTE CLINIC DIAGNOSTIC OF WISCONSIN		9			9
RIVERSIDE MEDICAL GROUP		8	1	11%	9
CARENOW URGENT CARE-MT JULIET		8	1	11%	9
AVALON FAMILY RESORT ASSISTED LIVING LLC		9			9
PEDIATRIC HEALTH CARE ALLIANCE			9	100%	9
OUR HOME AT BEACON HILL			9	100%	9
ANY LAB TEST NOW INC			9	100%	9
NORTHSHORE UNIVERSITY HEALTHSYSTEM EVANSTON HOSPITAL LAB			9	100%	9
WADSWORTH CENTER - DAVID AXELROD INSTITUTE		8	1	11%	9
PLYMOUTH HARBOR INCORPORATED		9			9
SYLVESTER AT PLANTATION LABORATORY		7	1	13%	8
THE MARY IMOGENE BASSETT HOSPITAL		8			8
Lab MSMC Hialeah			8	100%	8
WELLIGENT			8	100%	8
INTERNAL MEDICINE ASSOCIATES OF JACKSON HOSPITAL			8	100%	8
HOLY NAME MEDICAL CENTER	1	6	1	13%	8
WALK IN URGENT CARE			8	100%	8
DOH-TAMPA BRANCH LABORATORY (MLK BLVD)		4	4	50%	8
NOVALIFE MEDSPA			8	100%	8
MEDEXPRESS URGENT CARE - BENTON HARBOR		8			8
CONSULATE HEALTH CARE		7	1	13%	8
FHCP-ORANGE CITY			8	100%	8
ORMOND BEACH CENTRA CARE			8	100%	8
FLORIDA HOSPITAL PHYSICIAN GROUP		3	5	63%	8
ACCESS PHARMACY		8			8
CVS PHARMACY NO 274		8			8
ELTINGVILLE CIRCLE URGENT CARE		8			8
URGENT FAMILY CARE INC		5	3	38%	8
CROSSROADS URGENT CARE, PLLC		8			8
MC DIAGNOSTIC OF CONNECTICUT, PC #775		7	1	13%	8
AVANTE AT MT DORA		6	2	25%	8
ST CLOUD PHYSICIAN MANAGMENT LLC		7	1	13%	8
MONTEFIORE MEDICAL CENTER LABORATORIES - WEILER		6	2	25%	8
ASHRAF MEDICAL GROUP PLLC DBA PULSE M		7	1	13%	8
ALACHUA COUNTY HEALTH DEPARTMENT		1	7	88%	8
PRORENATA LABS		1	7	88%	8
BARTON PARKER OD PC		8			8
HARBORCHASE OF DR PHILLIPS		7	1	13%	8
GOLISANO CHILDREN'S HOSPITAL OF SOUTHWEST FLORIDA		6	2	25%	8
WHITE SANDS OUTPATIENT SERVICES (WSOP SERVICES LLC		8			8
MEDEXPRESS URGENT CARE - PANTOPS		7	1	13%	8
FOUNTAINVIEW BY FIVE STAR QUALITY CARE		7	1	13%	8
NIGHT OWL PEDIATRICS URGENT CARE			8	100%	8
GENEUS DIAGNOSTICS			8	100%	8
MEDEXPRESS URGENT CARE MONACA		8			8
HEALTHMARK REGIONAL HOSPITAL LAB		4	4	50%	8

# COVID-19: testing by laboratory

Data through Jan 11, 2021 verified as of Jan 12, 2021 at 09:25 AM

Data in this report are provisional and subject to change.

The numbers in the table below represent the number of Florida and non-Florida residents for whom test results were received by the Department of Health. A person can be tested by more than one laboratory and can have both positive and negative results. **Therefore, the sum of the numbers in each column will be larger than the total number of people tested.**

Reporting lab	Inconclusive	Negative	Positive	Percent positive	Total
ADVANCED DIAGNOSTIC LABORATORY		1	7	88%	8
SURGOINSVILLE PHARMACY		8			8
LAKE CO EMPLOYEE HEALTH AND WELLNESS CENTER		7	1	13%	8
GULF COAST MEDICAL GROUP		2	6	75%	8
CARROLL GARDENS URGENT CARE		8			8
MINUTE CLINIC LLC #5733		8			8
GENE STREET LABORATORIES, LLC		6	2	25%	8
CHILDREN'S HEALTHCARE OF ATLANTA/EGLESTON		8			8
JX REF LAB			8	100%	8
MEDEXPRESS URGENT CARE - WASHINGTON		6	2	25%	8
URGENT TEAM MANAGEMENT OF TENNESSEE		7	1	13%	8
MEDEXPRESS URGENT CARE - MONROE		8			8
PASSPORT HEALTH			8	100%	8
SIDHD INC DBA SAN CARLOS PHARMACY		6	2	25%	8
ST JOHNS COUNTY DETENTION CENTER		8			8
MINUTECLINIC DIAGNOSTIC OF LOUISIANA		7	1	13%	8
BAPTIST HEALTH			8	100%	8
NATIONAL GENETICS INST LABCORP		3	5	63%	8
PASSPORT HEALTH OF TAMPA BAY		8			8
CIAN DIAGNOSTICS			8	100%	8
ST PETERSBURG PEDIATRICS-MLK JUNIOR BLVD		6	2	25%	8
FLORIDA HEART AND VASCULAR MULTISPECIALTY GROUP		8			8
ASSOCIATES MD CYPRESS CREEK			8	100%	8
PERSONAL PEDIATRICS PA		6	2	25%	8
MEADOWCREST FAMILY PHYSICIANS PA			8	100%	8
CVS MINUTE CLINIC, LLC		6	2	25%	8
TOTAL CARE PLUS LLC			8	100%	8
ATLANTIC CONSOLIDATED LABORATORY		8			8
NATIONAL MENTOR HEALTHCARE LLC			8	100%	8
WILTON MANORS HEALTH & REHABILITATION CENTER			8	100%	8
HUNTINGTON VILLAGE URGENT CARE		8			8
ST. JOSEPH HOSPITAL AND HEALTH CARE INC.			8	100%	8
MED LABS DIAGNOSTICS		5	3	38%	8
CVS MINUTE CLINIC DIAGNOSTIC MED GRP OF CA		8			8
MINUTECLINIC DIAGNOSTIC OF TN PC #566		7	1	13%	8
MEDEXPRESS URGENT CARE - LAFAYETTE		7	1	13%	8
ALLINA HEALTH - ABBOTT NORTHWESTERN HOSPITAL		5	3	38%	8
EXECUTIVE MEDICAL SERVICES		8			8
LAKES DIALYSIS CENTER INC			8	100%	8
THE WOLFF CENTER FOR CHILD & ADOLESCENT HEALTH			8	100%	8
CLEVELAND TENNESSEE HOSPITAL COMPANY		7	1	13%	8
AVENTURA HOSPITAL AND MEDICAL CENTER			8	100%	8
BEAUMONT EMERGENCY CENTER			8	100%	8
URGENT CARE & FAMILY PRACTICE CENTER			8	100%	8
OHIO CVS STORES, LLC DBA		8			8
HUNTINGTON URGENT CARE		8			8
WESTCHESTER GENERAL HOSPITAL BLOOD GAS LAB			8	100%	8

# COVID-19: testing by laboratory

Data through Jan 11, 2021 verified as of Jan 12, 2021 at 09:25 AM

Data in this report are provisional and subject to change.

The numbers in the table below represent the number of Florida and non-Florida residents for whom test results were received by the Department of Health. A person can be tested by more than one laboratory and can have both positive and negative results. **Therefore, the sum of the numbers in each column will be larger than the total number of people tested.**

Reporting lab	Inconclusive	Negative	Positive	Percent positive	Total
WELLMED AT PORT ST LUCIE WEST		6	2	25%	8
DOCTOR'S IN-HOUSE LAB/COMMUNITY HEALTH CENTERS OF PINELLAS – CLEARWATE			8	100%	8
BAYCARE MEDICAL GROUP INC			8	100%	8
COLLIER BLVD HMA PHYSICIAN MANAGEMENT,, LLC			8	100%	8
MONROE COUNTY HOSPITAL	6	2		25%	8
COLLIER COUNTY HEALTH DEPT.	4	4		50%	8
MID-HUDSON VALLEY DIVISION OF WESTCHESTER MEDICAL	8				8
MEDEXPRESS URGENT CARE - WINCHESTER GATEWAY	6	2		25%	8
THE VILLAGES HEALTH	5	3		38%	8
JOHNS HOPKINS MEDICAL LABORATORIES	1	7		88%	8
MONTEFIORE MEDICAL CENTER LABORATORIES - NORTH	8				8
ROBERT WOOD JOHNSON HOSPITAL	7	1		13%	8
MEDEXPRESS URGENT CARE-KATY	5	3		38%	8
RED MOUNTAIN DIAGNOSTICS	8				8
Sunset Lake Health and Rehabilitation Center	8				8
DOCTOR'S IN HOUSE LAB			8	100%	8
UTAH DEPARTMENT OF HEALTH			8	100%	8
PENSACOLA CLUSTER			8	100%	8
LIFE CARE CITRUS COUNTY			8	100%	8
FAMILY MEDICINE AT LONGWOOD			8	100%	8
ORLANDO HEALTH PHYSICIAN ASSOCIATES	4	4		50%	8
MEDEXPRESS URGENT CARE-LATROBE	8				8
X-GENE MOLECULAR LABS	1	7		88%	8
GRAND VILLA OF ALTAMONTE SPRINGS	1	7		88%	8
FLORIDA CLINICAL LAB	1	7		88%	8
BLOCK NATION CHASE	4	4		50%	8
BAPTIST OUTPATIENT			8	100%	8
CARENOW URGENT CARE-WEST END	6	2		25%	8
MEDEXPRESS URGENT CARE - CHRISTIANBURG	7	1		13%	8
UNIVERSITY MEDICAL CENTER	8				8
EMERGENCY MEDICAL CENTER	3	5		63%	8
ADVENT HEALTH - FOUR CORNERS ER	8				8
NASSAU COUNTY JAIL	7				7
WYOMING COUNTY COMMUNITY HOSPITAL LABORATORY	7				7
SURGERY CENTER OF CORAL GABLES LLC,THE	6	1		14%	7
BAYCARE HEALTH SYSTEMS, LLC			7	100%	7
ST JUDE LABORATORIES	5	2		29%	7
LYNMOORE,THE	7				7
JACKSON CLINIC PA,THE	3	4		57%	7
LAKELAND REGIONAL HEALTH GATEWAY CENTER	7				7
MEDLABS DIAGNOSTICS	7				7
BROOKDALE DESTIN	1	6		86%	7
ROSEMONT GARDENS INC	7				7
Thermopolis Rehabilitation Wellness	7				7
DIAGNOSTIC CLINIC	6	1		14%	7
Manor Care of Dunedin	6	1		14%	7
PREMIER URGENT CARE CENTER LLC			7	100%	7

# COVID-19: testing by laboratory

Data through Jan 11, 2021 verified as of Jan 12, 2021 at 09:25 AM

Data in this report are provisional and subject to change.

The numbers in the table below represent the number of Florida and non-Florida residents for whom test results were received by the Department of Health. A person can be tested by more than one laboratory and can have both positive and negative results. **Therefore, the sum of the numbers in each column will be larger than the total number of people tested.**

Reporting lab	Inconclusive	Negative	Positive	Percent positive	Total
NORTON HEALTHCARE			7	100%	7
NEW YORK PRESBYTERIAN - LOWER MANHATTAN		7			7
MEDEXPRESS URGENT CARE - MAPLE DRIVE		7			7
DORAL URGENT CARE			7	100%	7
PENINSULA CARE AND REHABILITATION CENTER			7	100%	7
MONTEFIORE NYACK HOSPITAL AFFILIATED LABORATORY		7			7
PALM POINT BEHAVIORAL HEALTH		7			7
MINUTECLINIC DIAGNOSTIC OF TN, PC 374		5	2	29%	7
CARENOW URGENT CARE-MADISON		7			7
PEDIATRICS OF CENTRAL FLORIDA		5	2	29%	7
VETERANS AFFAIRS MEDICAL CENTER - OUTPATIENT			7	100%	7
CONCORD LIFE SCIENCES LLC		1	6	86%	7
MEDEXPRESS URGENT CARE, BUTLER		4	3	43%	7
CORNER OAK ESTATE LLC		7			7
MULBERRY CARE CENTER		4	3	43%	7
DOCTORS CLINICAL LABORATORY, INC		5	2	29%	7
KEYSTONE PLACE AT NAPLES PRESERVE		4	3	43%	7
ALACHUA			7	100%	7
GENTRY PARK ORLANDO ASSISTED LIVING		6	1	14%	7
RAINBOW PEDIATRIC CENTER PA		5	2	29%	7
MEDEXPRESS URGENT CARE CHARLESTON		5	2	29%	7
WILDLIGHT LAB			7	100%	7
CVS PHARMACY #8800		5	2	29%	7
MISSOURI DEPARTMENT OF HEALTH AND SENIOR SERVICES			7	100%	7
ADVENTIST HEALTH SYSTEM FLORIDA DEPT OF HEALTH		3	4	57%	7
VERMONT DEPARTMENT OF HEALTH		1	6	86%	7
LEE COUNTY HEALTH DEPARTMENT		4	3	43%	7
CARLOS PORTU MD, PLLC			7	100%	7
QUE		4	3	43%	7
MC DIAGNOSTIC OF CONNECTICUT, PC #1960		7			7
BENSONHURST URGENT CARE		7			7
NOVANT HEALTH INPATIENT CARE		2	5	71%	7
HEALTHWORKS MED GROUP OF FLORIDA PA		2	5	71%	7
FLORIDA DIGESTIVE AND LIVER SPECIALIST		7			7
LAKE COUNTY SCHOOLS EMPLOYEE HEALTH CENTER		3	4	57%	7
HOLY GARDEN ALF, INC.		7			7
FLORIDA CENTER FOR DERMATOLOGY LABORATORY			7	100%	7
RIVER OAKS TREATMENT CENTER			7	100%	7
Consulate Health Care of Brandon		7			7
BROOKDALE PENSACOLA		7			7
MEDEXPRESS URGENT CARE - FAYETTEVILLE		5	2	29%	7
AFC URGENT CARE - CEDAR GROVE		7			7
TRUE HEALTH		5	2	29%	7
COMMUNITY MEDICAL AND DENTAL CARE INC		7			7
MINUTE CLINIC DIAGNOSTIC OF SC, LLC #42		6	1	14%	7
ADVENTHEALTH MEDICAL GROUP PEDIATRICS AT		2	5	71%	7
UNIVERSITY OF WASHINGTON MEDICAL CENTER			7	100%	7

# COVID-19: testing by laboratory

Data through Jan 11, 2021 verified as of Jan 12, 2021 at 09:25 AM

Data in this report are provisional and subject to change.

The numbers in the table below represent the number of Florida and non-Florida residents for whom test results were received by the Department of Health. A person can be tested by more than one laboratory and can have both positive and negative results. **Therefore, the sum of the numbers in each column will be larger than the total number of people tested.**

Reporting lab	Inconclusive	Negative	Positive	Percent positive	Total
LEPE'S HOUSE			7	100%	7
IRL MARKET LAB			7	100%	7
PBC FOUND CARE INC			7	100%	7
MEDEXPRESS URGENT CARE- MARYLAND		7			7
CENTRAL FLORIDA PEDIATRIC URGENT CARE LLC		6	1	14%	7
FORT PIERCE FAMILY CARE INC		3	4	57%	7
BRADENTON PHYSICIANS MEDICAL CENTER			7	100%	7
JUPITER ISLAND PUBLIC SAFETY		5	2	29%	7
SONORA QUEST LABORATORIES			7	100%	7
AMERICAN HEALTH ASSOCIATES INC		1	6	86%	7
FLORIDA HOSPITAL KISSIMMEE		4	3	43%	7
BREVARD HEALTH ALLIANCE INC, THE		2	5	71%	7
ARCHBOLD MEMORIAL HOSPITAL/LAB		3	4	57%	7
DEPARTMENT OF HEALTH- CITRUS COUNTY			7	100%	7
CERON PEDIATRICS & INTEGRATIVE MEDICIN		7			7
SARASOTA - ROBERT L TAYLOR COMMUNITY CENTER		1	6	86%	7
HEALTH CARE LABORATORY SERVICES		1	6	86%	7
WATERFORD AT CREEKSIDE, THE			7	100%	7
BAYCARE MEDICAL GROUP		1	6	86%	7
RIVERVIEW REGIONAL MEDICAL CENTER		6	1	14%	7
ALLEGRO - TAMPA	1	4	2	29%	7
MERCY HEALTH—MUSKEGON		6	1	14%	7
REHAB AND HEALTHCARE CENTER OF CAPE CORAL		7			7
IU HEALTH PATHOLOGY		1	6	86%	7
WELL-BEING MEDICAL CENTER PLLC		6	1	14%	7
FREEDOM SQUARE NURSING CENTER			7	100%	7
MINUTECLINIC, LLC, DBA MINUTECLINIC #6106		5	2	29%	7
ORANGE PARK PEDIATRIC ASSOCIATES		1	6	86%	7
LAB UNKNOWN		6	1	14%	7
AVON PARK PEDIATRICS			7	100%	7
BAPTIST PEDIATRICS		6	1	14%	7
ST CHARLES HOSPITAL LABORATORY		7			7
ECLRS		2	5	71%	7
PUTNAM COUNTY EMERGENCY RESCUE SERVICE		4	3	43%	7
Ocoee Health Care Center		7			7
DIXIE COUNTY HEALTH DEPARTMENT		5	2	29%	7
CVS HEALTH, #3396		7			7
HEALTH NETWORK LABORATORIES		6	1	14%	7
DOCTOR'S IN-HOUSE LAB/COMMUNITY HEALTH CENTERS OF PINELLAS -PINELLAS P			7	100%	7
ROSS MEDICAL GROUP			7	100%	7
SCHOOL OF PHARMACY AND PHARMACEUTICAL		7			7
LUXOR SCIENTIFIC LLC		1	6	86%	7
FLORIDA HOSPITAL WINTER PARK		6	1	14%	7
SOUTH COM HEALTH CLINIC, DEPT. OF THE ARMY		7			7
ENT AND ALLERGY ASSOCIATES OF FLORIDA LLC		6	1	14%	7
Rosewood Healthcare and Rehabilitation Center		5	2	29%	7
OCALA FAMILY MEDICAL CENTER		7			7



# COVID-19: testing by laboratory

Data through Jan 11, 2021 verified as of Jan 12, 2021 at 09:25 AM

Data in this report are provisional and subject to change.

The numbers in the table below represent the number of Florida and non-Florida residents for whom test results were received by the Department of Health. A person can be tested by more than one laboratory and can have both positive and negative results. **Therefore, the sum of the numbers in each column will be larger than the total number of people tested.**

Reporting lab	Inconclusive	Negative	Positive	Percent positive	Total
SEA LEVEL LABS			7	100%	7
GUARDANT HEALTH		4	3	43%	7
AZALEA HEALTH		2	5	71%	7
HEARTLAND PEDIATRICS OF LAKE PLACID			7	100%	7
METROPOLITAN HOSPITAL CENTER		6	1	14%	7
TRUE HEALTH DIAGNOSTICS		1	6	86%	7
CENTERPLACE HEALTH			7	100%	7
OPTIONS FOR SENIORS INC DBA PALM KREST MANOR		5	2	29%	7
ORANGE PARK PEDIATRICS		4	3	43%	7
MIAMI RESCUE MISSION CLINIC INC			6	100%	6
UT MEMPHIS UNIVERSITY HEALTH SERVICES			6	100%	6
LAWTON CHILES HEALTH CENTER		1	5	83%	6
LUMADOC HEALTH		4	2	33%	6
CAPRONA GROUP HOME			6	100%	6
Avante at Melbourne		6			6
MEDEXPRESS ELKINS		6			6
JERSEY SHORE MEDICAL CENTER		6			6
VIBRANT AMERICA		4	2	33%	6
WHITE-WILSON MEDICAL CENTER		6			6
CVS MINUTE CLINIC DIAGNOSTIC OF TEXAS,LLC		4	2	33%	6
MINUTECLINIC DIAGNOSTIC OF TN PC #6415		5	1	17%	6
PALMS, THE		6			6
WATAUGA MEDICAL CENTER		4	2	33%	6
CARENOW URGENT CARE-SOUTHLAKE			6	100%	6
CAPE CORAL URGENT CARE		3	3	50%	6
DEBARY HEALTH AND REHABILITATION CENTER		6			6
TAMIAMI LAB MILLENIUM			6	100%	6
CVS MINUTE CLINIC DIAGNOSTIC PA		5	1	17%	6
OPTUM SILVER LAKES			6	100%	6
MEDEXPRESS URGENT CARE - MIDLOTHIAN		6			6
BRADFORD COUNTY HEALTH DEPARTMENT		6			6
LANE PEDIATRICS PA			6	100%	6
MINUTECLINIC, LLC #05038		6			6
THE CLINIC PREMISE HEALTH			6	100%	6
GENETIC TECHNOLOGICAL INNOVATIONS			6	100%	6
BAYCARE ALLIANT HOSPITAL			6	100%	6
IGENEX INC		6			6
COLLIER COUNTY JAIL		6			6
CURATIVE CARE CENTER INC		1	5	83%	6
DOH JACKSONVILLE CENTRAL LABORATORY		3	3	50%	6
MEDEXPRESS URGENT CARE - STAUNTON		2	4	67%	6
CLEARWATER PEDIATRIC CARE		1	5	83%	6
MAIMONIDES MEDICAL CENTER		4	2	33%	6
MINUTECLINIC DIAGNOSTIC OF TN, PC 4992		6			6
GRACE REHABILITATION CENTER OF VERO BEACH		4	2	33%	6
THOMAS JEFFERSON UNIVERSITY HOSPITAL		4	2	33%	6
ST LUKES ROOSEVELT LABORATORY		6			6

# COVID-19: testing by laboratory

Data through Jan 11, 2021 verified as of Jan 12, 2021 at 09:25 AM

Data in this report are provisional and subject to change.

The numbers in the table below represent the number of Florida and non-Florida residents for whom test results were received by the Department of Health. A person can be tested by more than one laboratory and can have both positive and negative results. **Therefore, the sum of the numbers in each column will be larger than the total number of people tested.**

Reporting lab	Inconclusive	Negative	Positive	Percent positive	Total
ST VINCENT'S ST CLAIR		3	3	50%	6
MIAMI BEACH COMMUNITY HEALTH CENTER INC			6	100%	6
AMERICAN EAGLE LEESBURG AL LLC DBA VISTA LAKE			6	100%	6
MERCY COLLEGE HEALTH OFFICE		6			6
YORKVILLE PEDIATRIC URGENT CARE		6			6
NORTHERN DUTCHESS HOSPITAL LABORATORY		5	1	17%	6
CARESPOT EXPRESS HEALTHCARE			6	100%	6
CARESOUTH HHA HOLDINGS OF TALLAHASSEE LLC		6			6
RIVERWOOD CENTER,THE			6	100%	6
TEXAS MEDCLINIC			6	100%	6
LIFE'S SPECIAL MOMENTS INC		6			6
GLEN FALLS HOSPITAL DEPARTMENT OF PATHOLOGY		6			6
BROOKDALE COLONIAL PARK		5	1	17%	6
NORTH BEACH REHABILITATION CENTER		5	1	17%	6
SUFFRIDGE DRIVE GROUP HOME		6			6
ETHOS LABORATORIES		6			6
PROHEALTH MED		1	5	83%	6
FLORIDA HOSPITAL APOPKA		5	1	17%	6
PR HEALTH		1	5	83%	6
CAREWELL 301 - WARWICK			6	100%	6
URGENT TEAM - MUSCLE SHOALS		6			6
FLORIDA CANCER SPECIALISTS & RESEARCH INSTITUTE		5	1	17%	6
PATHGROUP LABS, LLC		4	2	33%	6
MEDEXPRESS URGENT CARE - ELM GROVE		5	1	17%	6
THE VILLAGES REGIONAL HOSPITAL FREESTANDING		3	3	50%	6
UNILAB		2	4	67%	6
MEDICAL CENTER AT OCEAN REEF		1	5	83%	6
FIRST COAST CARDIOVASCULAR INSTITUTE PA			6	100%	6
XPRESS URGENT CARE LLC		6			6
CAN COMMUNITY HEALTH		6			6
FLORIDA WOMAN CARE LABORATORY			6	100%	6
BOCA SIMON LAB		1	5	83%	6
VALDOSTA FAMILY MEDICINE			6	100%	6
MINUTECLINIC, LLC #4230		5	1	17%	6
MEDICANA NURSING AND REHAB CENTER			6	100%	6
MINUTECLINIC DIAGNOSTIC OF NEW JERSEY, LLC # 7069		6			6
Northwell Lab		2	4	67%	6
MIRIMUS INC		1	5	83%	6
ATMORE NURSING CENTER		5	1	17%	6
AMERICAN HOUSE FORT MYERS		6			6
OSWEGO HOSPITAL LABORATORY		6			6
INTERNAL MEDICINE LIPID AND WELNNESS PRACTICE			6	100%	6
PRIMECARE AT PORT ORANGE			6	100%	6
PUBLIC HEALTH LAB		6			6
AIR, LAND & SEA PHYSICALS & CONSULTATIONS, LLC		6			6
ARLINGTON OF NAPLES		6			6
AARK LABORATORY		6			6

# COVID-19: testing by laboratory

Data through Jan 11, 2021 verified as of Jan 12, 2021 at 09:25 AM

Data in this report are provisional and subject to change.

The numbers in the table below represent the number of Florida and non-Florida residents for whom test results were received by the Department of Health. A person can be tested by more than one laboratory and can have both positive and negative results. **Therefore, the sum of the numbers in each column will be larger than the total number of people tested.**

Reporting lab	Inconclusive	Negative	Positive	Percent positive	Total
MEDEXPRESS URGENT CARE - BEECH GROVE		5	1	17%	6
FLORIDA MEDICAL CLINIC IM MLK		6			6
BETH ISRAEL DEACONESS MEDICAL CENTER			6	100%	6
BROWARD COUNTY HEALTH DEPT.			6	100%	6
LAKE HOWARD HEIGHTS	1	5			6
ADVENT HEALTH APOPKA		2	4	67%	6
CHILDREN'S HOSPITAL OF PHILADELPHIA		5	1	17%	6
TAMPA BAY CONCIERGE DOCTOR, LLC		6			6
MEDEXPRESS URGENT CARE - HOT SPRINGS		6			6
RICH STREET GROUP HOME			6	100%	6
FLORIDA MEDICAL SPECIALISTS		2	4	67%	6
RIVER CITY PRIMARY AND URGENT CARE			6	100%	6
CONCENTRA			6	100%	6
ST VINCENT'S CHILTON		4	2	33%	6
TIMBER CREEK PEDIATRICS		6			6
DALLAS COUNTY HEALTH AND HUMAN SERVICES			6	100%	6
HAVEN HOSPICE			6	100%	6
MEDEXPRESS URGENT CARE - SALEM		3	3	50%	6
MINUTECLINIC DIAGNOSTIC OF TN PC #386		6			6
CVS MINUTE CLINIC			6	100%	6
ABBAY MANOR RETIREMENT RESIDENCE INC		6			6
SOUTH CAROLINA DEPARTMENT OF HEALTH			6	100%	6
MEDEXPRESS URGENT CARE-PITTSFIELD		6			6
CVS MINUTE CLINIC DIAGNOSTIC OF TEXAS, LLC		6			6
SAINT PETER'S UNIVERSITY HOSPITAL		6			6
MINUTECLINIC DIAGNOSTIC OF NORTH		6			6
ILLINOIS DEPARTMENT OF PUBLIC HEALTH			6	100%	6
MEDEXPRESS URGENT CARE, JOHNSTOWN		5	1	17%	6
CAPITAL HEALTH PLAN LABORATORIES			6	100%	6
PENN MEDICINE PRINCETON MEDICAL CENTER		6			6
VIGILINT HEALTHCARE		4	2	33%	6
SHERMAN-ABRAMS LABORATORY INC		6			6
CARENOW URGENT CARE-GREEN HILLS		6			6
FAMILY MEDICINE OF WESTON LLC			6	100%	6
WINDSOR OF GAINESVILLE		6			6
PALMETTO HEALTH ALLIANCE		3	3	50%	6
BOCA VIPEDIATRICS			6	100%	6
VITAS HEALTH INC			6	100%	6
ENIGMA DIAGNOSTIC, INC.			6	100%	6
BROWARD TRANSITIONAL CENTER			6	100%	6
DR PHILLIPS MEDICAL WELLNESS CENTER		6			6
NOT INDICATED		1	5	83%	6
MINUTECLINIC DIAGNOSTIC OF NORTH CAROLINA, PC		5	1	17%	6
CARE HERE		1	5	83%	6
ELITE MD GROUP INC		1	4	80%	5
LAKE COUNTY DETENTION CENTER		3	2	40%	5
FLORIDA HOSPITAL LAKE MARY		5			5

# COVID-19: testing by laboratory

Data through Jan 11, 2021 verified as of Jan 12, 2021 at 09:25 AM

Data in this report are provisional and subject to change.

The numbers in the table below represent the number of Florida and non-Florida residents for whom test results were received by the Department of Health. A person can be tested by more than one laboratory and can have both positive and negative results. **Therefore, the sum of the numbers in each column will be larger than the total number of people tested.**

Reporting lab	Inconclusive	Negative	Positive	Percent positive	Total
CYPRESS CREEK MEDICAL CENTER			5	100%	5
COMMONS AT ORLANDO LUTHERAN TOWERS SNF			5	100%	5
BROWNE MEDICAL		5			5
GULF COAST VETERANS HCS PANAMA CITY OPC		5			5
DICKSON MEDICAL ASSOCIATES PC PATH LAB		4	1	20%	5
JOHN T MATHER MEMORIAL HOSPITAL LABORATORY		5			5
DOCS URGENT CARE		1	4	80%	5
STEINHATCHEE DRUGS		2	3	60%	5
DR. PHILLIPS MEDICAL WELLNESS CENTER		3	2	40%	5
ATLANTIC COMMUNITY HIGH SCHOOL		4	1	20%	5
FLORIDA MEDICAL CL ODOM TPA		2	3	60%	5
PERDIDO URGENT CARE			5	100%	5
OKEECHOBEE URGENT CARE			5	100%	5
Signature Healthcare of Ormond		5			5
PEDIATRICS OF CENTRAL FLORIDA – POINCIANA		3	2	40%	5
THE LODGE AND REHABILITATION CENTER		3	2	40%	5
VAIL VALLEY MEDICAL CENTER			5	100%	5
MINUTECLINIC, LLC #244		4	1	20%	5
MINUTECLINIC DIAGNOSTIC OF PA, LLC (1036)		4	1	20%	5
WATSON THERAPEUTICS		1	4	80%	5
OMNICARE PHARMACY OF TEXAS 1, LP DBA OMNICARE		5			5
MOUNT SINAI BROOKLYN LABORATORY		4	1	20%	5
MANATEE COUNTY JAIL		4	1	20%	5
CARL R DARNALL ARMY MEDICAL CENTER			5	100%	5
HENDRY REGIONAL CONVENIENT CARE CENTER			5	100%	5
MIAMI COMPREHENSIVE MEDICINE GROUP PA		4	1	20%	5
URGENT MEDICAL CENTER INC		2	3	60%	5
MACCLENNY NURSING AND REHAB			5	100%	5
EGL GENETICS DIAGNOSTICS			5	100%	5
NORTH SHORE HEMATOLOGY-ONCOLOGY ASSOCIATES, PC		5			5
MOBILE RESPONSE DIAGNOSTICS LLC		5			5
PRECISION LABS LLC		2	3	60%	5
MEDEXPRESS URGENT CARE - SWANSEA, N ILLINOIS ST		4	1	20%	5
CAREHERE LCS- EUSTIS			5	100%	5
MEDEXPRESS URGENT CARE-PETERS TWP		5			5
MEDEXPRESS URGENT CARE - BATTLE CREEK		3	2	40%	5
MINUTECLINIC DIAGNOSTIC OF PENNSYLVANIA, LLD #1545		5			5
SENIOR LIVING IV SUN CITY LLC		5			5
MEDEXPRESS URGENT CARE - WILLIAMSPORT		4	1	20%	5
MANATEE PEDIATRICS			5	100%	5
CLEVELAND CLINIC MARTIN HEALTH NURSING & RESTORATIVE		5			5
BOCA BIOLISTICS LLC			5	100%	5
MINUTECLINIC DIAGNOSTIC OF TEXAS		5			5
INSPIRED LIVING AT PALM BAY		5			5
MAGNOLIA PEDIATRICS GROUP LLC			5	100%	5
XRL SXF REF LAB		5			5
CITIZENS BAPTIST MEDICAL CENTERS LAB		4	1	20%	5

# COVID-19: testing by laboratory

Data through Jan 11, 2021 verified as of Jan 12, 2021 at 09:25 AM

Data in this report are provisional and subject to change.

The numbers in the table below represent the number of Florida and non-Florida residents for whom test results were received by the Department of Health. A person can be tested by more than one laboratory and can have both positive and negative results. **Therefore, the sum of the numbers in each column will be larger than the total number of people tested.**

Reporting lab	Inconclusive	Negative	Positive	Percent positive	Total
GUTHRIE MEDICAL GROUP LABORATORIES		5			5
MINUTE-CLINIC DIAGNOSTIC OF VIRGINIA, LLC #2003		4	1	20%	5
MEDEXPRESS URGENT CARE - HUNTINGTON WE		5			5
CRESTWOOD MEDICAL CENTER		4	1	20%	5
NELSON BIOLOGICAL			5	100%	5
DOT DOC SARASOTA		4	1	20%	5
LONG ISLAND JEWISH FOREST HILLS HOSPITAL		5			5
COPELAND MEDICAL CLINIC		3	2	40%	5
URGENT CARE OF LONGWOOD			5	100%	5
KENILWORTH CARE & REHABILITATION CENTER			5	100%	5
CENTREX CLINICAL LABS INC		5			5
TULLAHOMA HMA, LLC		4	1	20%	5
NORTH FLORIDA EVALUATION AND TREATMENT CENTER		3	2	40%	5
PEDIATRICS URGENT CARE, LLC			5	100%	5
UCF STUDENT HEALTH SERVICES LABORATORY		2	3	60%	5
JOHNS HOPKINS ALL CHILDRENS			5	100%	5
UF HEALTH			5	100%	5
PEDIATRIC URGENT HEALTH CARE			5	100%	5
WESTMINSTER SHORES			5	100%	5
MINUTECLINIC MINUTECLINIC #4977		3	2	40%	5
INDIAN RIVER PRIMARY CARE PA		5			5
FAST PACE MEDICAL CLINIC PLLC		4	1	20%	5
MC DIAGNOSTIC OF CONNECTICUT PC #459		5			5
ELLIS HOSPITAL LABORATORY		5			5
REHABILITATION CENTER AT JUPITER GARDENS		5			5
LONGWOOD PEDIATRICS LLC			5	100%	5
PANCARE HEALTH - HOSFORD SCHOOL			5	100%	5
MEDEXPRESS URGENT CARE PORT HURON		4	1	20%	5
BETHESDA COMMUNITY HEALTH CENTER			5	100%	5
JUPITER ISLAND MEDICAL CLINIC INC		5			5
CHAMPLAIN VALLEY PHYSICIANS HOSPITAL		3	2	40%	5
BEACH HOUSE		5			5
FINLAY		1	4	80%	5
LEE MEMORIAL HEALTH SYSTEM		2	3	60%	5
Grand Villa of Deerfield Beach		3	2	40%	5
ST JOSEPH WOMENS HOSPITAL			5	100%	5
HILLSBOROUGH COUNTY HEALTH DEPARTMENT			5	100%	5
WOODHULL MEDICAL AND MENTAL HEALTH CTR		5			5
INFECTION CONTROL/ EMPHEALTH		3	2	40%	5
JOSEF SCHENKER MD PC DBA CENTERS URGENT		4	1	20%	5
APOLLO GARDENS RETIREMENT RESIDENCE CARE		5			5
SOUTHEASTERN PEDIATRIC ASSOCIATES			5	100%	5
FRANCES WARDE MEDICAL LABORATORY		2	3	60%	5
OPTUMCARE FLORIDA, LLC		3	2	40%	5
AMERICAN MEDICAL RESPONSE - DENVER		2	3	60%	5
Florida Clinical Laboratory		1	4	80%	5
BROOKDALE CLERMONT			5	100%	5



# COVID-19: testing by laboratory

Data through Jan 11, 2021 verified as of Jan 12, 2021 at 09:25 AM

Data in this report are provisional and subject to change.

The numbers in the table below represent the number of Florida and non-Florida residents for whom test results were received by the Department of Health. A person can be tested by more than one laboratory and can have both positive and negative results. **Therefore, the sum of the numbers in each column will be larger than the total number of people tested.**

Reporting lab	Inconclusive	Negative	Positive	Percent positive	Total
ORMOND MEDICAL ARTS		3	2	40%	5
MEDEXPRESS URGENT CARE MURRYSVILLE		3	2	40%	5
AEL KNOXVILLE			5	100%	5
MEDEXPRESS URGENT CARE-DUBOIS		5			5
RUSH UNIVERSITY MEDICAL CENTER LABORATORY			5	100%	5
DEPARTMENT OF HEALTH AND HUMAN SERVICES LANSING			5	100%	5
PRECISION DIAGNOSTICS INC - NJ		5			5
ASCENSION ST VINCENT'S CLAY COUNTY			5	100%	5
MINUTE CLINIC		1	4	80%	5
WATERTOWN URGENT CARE PLLC		5			5
NORTHPORT MEDICAL CENTER LAB		5			5
FLORIDA DEPARTMENT OF HEALTH - INVERNESS		3	2	40%	5
QUINTON MEMORIAL HEALTH CARE CENTER		5			5
WEEMS MEMORIAL HOSPITAL		3	2	40%	5
PULSE & REMEDY LLC			5	100%	5
NOVANT HEALTH UVA		2	3	60%	5
PARRISH HEALTH CENTER		5			5
MINUTECLINIC DIAGNOSTIC OF TN PC #320		5			5
EL PARAISO HOME INC		5			5
CVS MINUTE CLINIC DIAGNOSTIC OF NEW JERSEY		5			5
UNIVERSITY OF CHICAGO MEDICAL CENTER LAB			5	100%	5
MEDEXPRESS URGENT CARE-NESHANNOCK TWP		4	1	20%	5
MEDEXPRESS URGENT CARE - RICHMOND, NINE MILE RD		5			5
NORTH FLORIDA PEDIATRICS JASPER			5	100%	5
MIAMI CANCER INSTITUTE			5	100%	5
WEST PACIFIC MEDICAL LABORATORY			5	100%	5
INTERNAL MEDICINE & PRIMARY CARE ASSOCIATES, PLC			5	100%	5
LABCORP UNSPECIFIED		5			5
BAPTIST HEALTH - TOWN CENTER			5	100%	5
Grand Villa of Dunedin			5	100%	5
NEW HAMPSHIRE DEPARTMENT OF HEALTH AND HUMAN SERVICES		3	2	40%	5
ST CLOUD COMPOUNDING PHARMACY & WELLNESS CENTER		5			5
CARE 4 U MANAGEMENT, INC			5	100%	5
ORCHID COVE		2	3	60%	5
FHMG_FM AND IM AVALON PARK		1	4	80%	5
THE UNIVERSITY OF VERMONT MEDICAL CENTER		4	1	20%	5
MINUTECLINIC DIAGNOSTIC OF NEW JERSEY,		5			5
THE PLAZA AT PARKSQUARE		5			5
PANIRA HEALTHCARE CLINIC			5	100%	5
MINUTECLINIC DIAGNOSTIC MEDICAL GROUP		5			5
MINUTECLINIC DIAGNOSTIC OF SC, LLC #2		5			5
SOUTH LAKE PEDIATRICS		5			5
UT SOUTHWESTERN MEDICAL CENTER			5	100%	5
Grand Villa of Clearwater		4	1	20%	5
MEASE MANOR INC		1	4	80%	5
HAWTHORNE INN OF LAKELAND		5			5
KEYSTONE REHABILITATION AND HEALTH CENTER		1	4	80%	5

# COVID-19: testing by laboratory

Data through Jan 11, 2021 verified as of Jan 12, 2021 at 09:25 AM

Data in this report are provisional and subject to change.

The numbers in the table below represent the number of Florida and non-Florida residents for whom test results were received by the Department of Health. A person can be tested by more than one laboratory and can have both positive and negative results. **Therefore, the sum of the numbers in each column will be larger than the total number of people tested.**

Reporting lab	Inconclusive	Negative	Positive	Percent positive	Total
UNIVERSITY OF MIAMI MILLER SCHOOL OF MEDICINE			5	100%	5
TANNER MEDICAL CENTER EAST AL		5			5
Life Care Center of Estero			5	100%	5
Kennedy University Hospital		5			5
COMMUNITY HEALTH OF SOUTH FLORIDA			5	100%	5
LAKE NONA PEDIATRICS IN ASSOCIATION WITH NEMOURS		5			5
CORAL LANDING ASSISTED LIVING		5			5
THE PALMS REHABILITATION AND HEALTHCARE CENTER		5			5
GREENVILLE MEMORIAL HOSPITAL LAB			5	100%	5
SUTTER TRACY COMMUNITY HOSPITAL			5	100%	5
HUNTERS CREEK PEDIATRICS		5			5
EASTCHESTER PEDIATRIC MEDICAL GROUP		5			5
PEDIATRICS OF ALTAMONTE		5			5
MEDEXPRESS URGENT CARE - STATE COLLEGE		4	1	20%	5
Westchester General Hospital			5	100%	5
STATMED OCALA			5	100%	5
MAXHEALTH		4	1	20%	5
CVS MINUTE CLINIC DIAGNOSTIC OF VIRGINIA		5			5
VIERA PEDIATRICS		1	4	80%	5
INDIANA STATE DEPARTMENT OF HEALTH		1	4	80%	5
WAKEMED		1	4	80%	5
UPMC HEALTH SYSTEM		4	1	20%	5
PALM BEACH COUNTY HEALTH DEPARTMENT LABORATORY			5	100%	5
MCR HEALTH LAWTON CHILES ADMINISTRATION STE A		1	4	80%	5
CONCENTRA URGENT CARE		1	4	80%	5
GRAND VILLA OF ENGLEWOOD		1	4	80%	5
Conway Lakes Health and Rehabilitation Center		5			5
NORTH FLORIDA RETIREMENT VILLAGE		5			5
FAMILY CARE MEDICAL CENTER			5	100%	5
EAST BANK HOSPITAL - UNIVERSITY OF MINNESOTA MEDICAL CENTER			5	100%	5
MEDEXPRESS URGENT CARE-MUNCIE		5			5
MEDICAL CENTER OF BLOUNTSTOWN			5	100%	5
COOPER HOSPITAL/UNIVERSITY MEDICAL		5			5
JOE DIMAGGIO CHILDREN'S HOSPITAL		1	4	80%	5
RHODE ISLAND DEPARTMENT OF HEALTH			5	100%	5
ST JOHNS BIOMEDICAL LAB		5			5
Army Residence Community		5			5
BAYSHORE LABORATORY		4	1	20%	5
SOUTHERN OCEAN MEDICAL CENTER		5			5
DAVITA DIALYSIS		4	1	20%	5
RIVERVIEW ALF OPERATOR LLC			4	100%	4
MD NOW MEDICAL CENTER INC			4	100%	4
WHITE WILSON MEDICAL CENTER NEPHROLOGY			4	100%	4
SUNSHINE PEDIATRICS OF CENTRAL FLORIDA PL		2	2	50%	4
CAREATC, INC.			4	100%	4
MEDEXPRESS URGENT CARE - BLUEFIELD		3	1	25%	4
MD ANDERSON			4	100%	4

# COVID-19: testing by laboratory

Data through Jan 11, 2021 verified as of Jan 12, 2021 at 09:25 AM

Data in this report are provisional and subject to change.

The numbers in the table below represent the number of Florida and non-Florida residents for whom test results were received by the Department of Health. A person can be tested by more than one laboratory and can have both positive and negative results. **Therefore, the sum of the numbers in each column will be larger than the total number of people tested.**

Reporting lab	Inconclusive	Negative	Positive	Percent positive	Total
FLORIDA HEALTHCARE OF ORLANDO			4	100%	4
FLORIDA HEALTH CARE PLANS STIRLING CENTER			4	100%	4
GENEXPERT			4	100%	4
BAY COUNTY HEALTH DEPARTMENT		4			4
ORLANDO FAMILY PHYSICIANS			4	100%	4
COVENIENT CARE MEDICAL CLINIC			4	100%	4
FCHC (OB)-DARWIN SQUARE CTR.			4	100%	4
Fouraker Hills Rehab and Nursing			4	100%	4
NIGHT LITE PEDIATRICS CENTER		1	3	75%	4
PARKSIDE HEALTH AND REHABILITATION CENTER			4	100%	4
COLLIER HMA PHYSICIAN MANAGEMENT, LLC			4	100%	4
CLAY PRIMARY & FAMILY CARE LLC			4	100%	4
BAYLOR ESOTERIC AND MOLECULAR LAB			4	100%	4
MINUTECLINIC DIAGNOSTIC OF ILLINOIS		3	1	25%	4
ADVENTHEALTH NEW SMYRNA BEACH COMMUNITY HEALTH			4	100%	4
OVIDO CHILDRENS HEALTH CENTER LLC		1	3	75%	4
Walker BaptistMedCtr		3	1	25%	4
HEALTHY MINORS PEDIATRIC URGENT CARE		4			4
Millennium Nursing & Rehab Center		4			4
MARION AND BERNARD L SAMSON NURSING CENTER			4	100%	4
BARTON MEMORIAL HOSPITAL		3	1	25%	4
PM PEDIATRICS OF BAYSIDE PLLC		4			4
NOVADX		2	2	50%	4
MD NOW URGENT CARE - DELRAY WEST			4	100%	4
FISHERMEN'S HOSPITAL			4	100%	4
MINUTECLINIC, LLC, #4160		2	2	50%	4
EXPRESS TESTING-ONE			4	100%	4
MEDEXPRESS URGENT CARE - PRINCETON		4			4
MINUTECLINIC DIAGNOSTIC OF RHODE ISLAND		2	2	50%	4
DELIVER MY MEDS CORP		4			4
WYOMING PUBLIC HEALTH LAB			4	100%	4
COLUMBIA MEMORIAL HOSPITAL LABORATORY		4			4
HEALTH AND WELLNESS CENTER			4	100%	4
FLORIDA DEPARTMENT OF HEALTH WASHINGTON COUNTY		2	2	50%	4
PALM BEACH CANCER INSTITUTE			4	100%	4
OKLAHOMA STATE DEPARTMENT OF HEALTH-PUBLIC HEALTH LABORATORY			4	100%	4
CVS MINUTE CLINIC DIAGNOSTIC PA #3060		3	1	25%	4
Grace Rehabilitation of Vero Beach		4			4
Health Care Center of Jacksonville			4	100%	4
MINUTE CLINIC OF KANSAS PA		1	3	75%	4
SOUTH FLORIDA FAMILY HEALTH & RESEARCH CTR			4	100%	4
FLORIDA CANCER SPECIALISTS AND RESEARCH		2	2	50%	4
MEDEXPRESS URGENT CARE MORGANTOWN		4			4
MC DIAGNOSTIC OF CONNECTICUT , PC # 3		2	2	50%	4
MINUTECLINIC DIAGNOSTIC OF VIRGINIA, LLC #1656		4			4
MEDEXPRESS URGENT CARE - KOKOMO		4			4
MINUTECLINIC DIAG OF IND LLC #8651		3	1	25%	4

# COVID-19: testing by laboratory

Data through Jan 11, 2021 verified as of Jan 12, 2021 at 09:25 AM

Data in this report are provisional and subject to change.

The numbers in the table below represent the number of Florida and non-Florida residents for whom test results were received by the Department of Health. A person can be tested by more than one laboratory and can have both positive and negative results. **Therefore, the sum of the numbers in each column will be larger than the total number of people tested.**

Reporting lab	Inconclusive	Negative	Positive	Percent positive	Total
CAYUGA COUNTY HEALTH DEPARTMENT		3	1	25%	4
MEDEXPRESS URGENT CARE - TARENTUM		4			4
SunTerrace Health Care Center		3	1	25%	4
CLINICAL LABORATORIES OF THE BUFFALO		3	1	25%	4
PRL NYC PANDEMIC RESPONSE LAB			4	100%	4
SOUTHWESTERN REGIONAL MEDICAL CENTER - TULSA		4			4
OCHSNER MEDICAL CENTER			4	100%	4
MEDEXPRESS URGENT CARE - FREDERICK		4			4
MINUTE CLINIC DIAGNOSTIC OF PENNSYLVANIA		4			4
OKLAHOMA STATE UNIVERSITY DIAGNOSTIC LAB			4	100%	4
MEMORIAL HEALTHCARE SYSTEM		1	3	75%	4
SHEEPSHEAD BAY URGENT CARE		4			4
LAKE CO SCHOOLS EMPLOYEE HEALTH & WELLNESS CENTER		3	1	25%	4
SIGNATURE CARE MONTROSE		2	2	50%	4
BELLIN HEALTH LAB		1	3	75%	4
ADVENTHEALTH MEDICAL GROUP PRIMARY CARE		4			4
VITAL CARE URGENT CARE			4	100%	4
THE DOCTORS CENTER HEALTHCARE-SOUTHSIDE		1	3	75%	4
MEDEXPRESS - NEWARK		4			4
MEDEXPRESS URGENT CARE - CLARKSBURG		4			4
DOTHAN PEDIATRIC CLINIC			4	100%	4
HELIX KH UC			4	100%	4
LIFE CARE HOME HEALTH SERVICES LLC		1	3	75%	4
WILLIAM A HINTON STATE LABORATORY INSTITUTE		1	3	75%	4
PEACEHEALTH LABORATORIES		3	1	25%	4
VRL LABORATORIES			4	100%	4
TRUE HEALTH- HOFFNER		3	1	25%	4
CRESTAR LABS		2	2	50%	4
BIG BEND HOSPICE INC		4			4
MEDICINE SHOPPE #1306 THE		3	1	25%	4
FHCP – ORMOND BEACH			4	100%	4
CVS MINUTE CLINIC DIAGNOSTIC MED GRP OF SAN		2	2	50%	4
OPTUM PRIMARY CARE - FOUNTAIN OAKS			4	100%	4
MINUTE CLINIC LLC #2775		4			4
ARKANSAS DEPARTMENT OF HEALTH			4	100%	4
CLINIC OF PEDIATRICS & GI MEDICINE INC			4	100%	4
FLORIDA PREMIER MEDICAL CARE PA			4	100%	4
PANCARE HEALTH - PONCE DE LEON			4	100%	4
CARENOW URGENT CARE-HERMITAGE			4	100%	4
BERRYHILL MANOR		4			4
FLORIDA HOSPITAL ALTAMONTE		2	2	50%	4
ST ANTHONY'S HOSP PATIENT CARE SERVICE			4	100%	4
PARTNERS PHARMACY OF FLORIDA LLC		4			4
ST BARNABAS HOSPITAL		4			4
MEDEXPRESS URGENT CARE, FAIRMONT		4			4
PRIMECARE		2	2	50%	4
TENDER CARE ALF		4			4

# COVID-19: testing by laboratory

Data through Jan 11, 2021 verified as of Jan 12, 2021 at 09:25 AM

Data in this report are provisional and subject to change.

The numbers in the table below represent the number of Florida and non-Florida residents for whom test results were received by the Department of Health. A person can be tested by more than one laboratory and can have both positive and negative results. **Therefore, the sum of the numbers in each column will be larger than the total number of people tested.**

Reporting lab	Inconclusive	Negative	Positive	Percent positive	Total
MINUTECLINIC DIAGNOSTIC OF VIRGINIA		4			4
NOMI HEALTH LAB SERVICES LLC			4	100%	4
INTEGRATED FAMILY MEDICAL CENTER			4	100%	4
MEDEXPRESS URGENT CARE - MARKHAM STREE		3	1	25%	4
APEX HOME HEALTH CARE		4			4
Calusa Harbour			4	100%	4
RELIANT ACUTE CARE			4	100%	4
URGENT CARE OF ERWIN		4			4
ADVENTHEALTH MEDICAL GROUP MULTISPECIALTY			4	100%	4
MINUTE CLINIC DIAGNOSTIC OF TEXAS, LLC		4			4
MIZELL MEMORIAL HOSPITAL			4	100%	4
ST JOSEPH'S HOSPITAL LABORATORY			4	100%	4
HAMPTON ALF AT 24TH ROAD LLC			4	100%	4
MEDEXPRESS URGENT CARE - SOUTH PARKERSBURG		4			4
MEDEXPRESS - NEW CASTLE, DUPONT HWY		4			4
MEDEXPRESS URGENT CARE PLEASANT HILLS		3	1	25%	4
THONOTOSASSA COMMUNITY HEALTH CENTER		1	3	75%	4
KENDALL REGIONAL MEDICAL CNTR			4	100%	4
CAPE COD HOSPITAL			4	100%	4
VITAS HEALTHCARE CORPORATION OF FL			4	100%	4
OHIO DEPARTMENT OF HEALTH			4	100%	4
MARSHFIELD LABORATORIES			4	100%	4
Westminster Manor		3	1	25%	4
ADVENT HEALTH - TUSKAWILLA		4			4
West Gate Village, LLC		4			4
MEDEXPRESS URGENT CARE HUNTINGTON		4			4
NORTHDALE REHABILITATION CENTER			4	100%	4
FAMILY MEDICINE AT WATERMAN		4			4
DYNAMIC HEALTH CENTERS INC		2	2	50%	4
IMIC INC RESEARCH			4	100%	4
DYNACARE LABORATORIES			4	100%	4
COMPREHENSIVE CLINICAL RESEARCH, LLC			4	100%	4
MINUTECLINIC, LLC #1586		3	1	25%	4
LEON MEDICAL CENTERS, LLC			4	100%	4
SOUTHERN LABORATORY SERVICES OF NWF		4			4
SIMEDHEALTH LLC		2	2	50%	4
COURTYARD GARDENS OF BOYNTON BEACH, LLC		1	3	75%	4
THE RETREAT AT PORT ORANGE			4	100%	4
SUPERIOR RESIDENCES AT CALA HILLS		4			4
CONSULATE HEATH CARE AT WEST ALTAMONTE			4	100%	4
AHC Decatur County		4			4
MINUTECLINIC DIAGNOSTICS OF IND, LLC		4			4
ALVARO J DANGOND MD PA		4			4
MEDEXPRESS URGENT CARE - TEAYS VALLEY		3	1	25%	4
FLAGLER HEALTH SERVICES INC			4	100%	4
INTERMARKET FACILITY			4	100%	4
ST LUCIE COUNTY JAIL		4			4



# COVID-19: testing by laboratory

Data through Jan 11, 2021 verified as of Jan 12, 2021 at 09:25 AM

Data in this report are provisional and subject to change.

The numbers in the table below represent the number of Florida and non-Florida residents for whom test results were received by the Department of Health. A person can be tested by more than one laboratory and can have both positive and negative results. **Therefore, the sum of the numbers in each column will be larger than the total number of people tested.**

Reporting lab	Inconclusive	Negative	Positive	Percent positive	Total
MC DIAGNOSTIC OF CONNECTICUT, PC # 257		3	1	25%	4
REDMED OF CROSSTOWN		1	3	75%	4
MC DIAGNOSTIC OF CONNECTICUT, PC #1966		4			4
ERIC C MRSHAL, MD, PC #1842		3	1	25%	4
DTR LABS		3	1	25%	4
UNION CITY MANOR NURSING CENTER		4			4
BOROPARK URGENT CARE		3	1	25%	4
CVS MINUTE CLINIC, LLC #22		3	1	25%	4
MEDEXPRESS URGENT CARE - IRVING		4			4
CAREWELL 202			4	100%	4
SANFORD SOUTH UNIVERSITY		4			4
BENEVA LAKES HEALTHCARE & REHAB CENTER			4	100%	4
A AND R RESEARCH GROUP LLC		2	2	50%	4
ABSOLUTE HEALTH		4			4
CRESTVIEW IMMEDIATE CARE LL			4	100%	4
PM PEDIATRICS OF SELDEN		3	1	25%	4
Sunrise Health and Rehabilitation Center			4	100%	4
ENTRUST IMMEDIATE CARE			4	100%	4
MEDEXPRESS URGENT CARE - GLENDALE		4			4
Bardmoor Oaks Healthcare and Rehabilitation Center		3	1	25%	4
MARSHALL MEDICAL CENTER SOUTH LAB		3	1	25%	4
MEDEXPRESS URGENT CARE - LOGAN		4			4
URGENT TEAM - HUNTSVILLE		3	1	25%	4
CELAL GUROL ERBAY, MD			4	100%	4
BLOOMINGDALE PEDIATRIC ASSOCIATES PA			4	100%	4
MEDEXPRESS URGENT CARE - MOUNTAIN HOME		3	1	25%	4
MINUTE-CLINIC DIAGNOSTIC OF VIRGINIA, LLC #794		4			4
UW MEDICINE VIROLOGY LAB			4	100%	4
YAZJI PEDIATRIC CARE LLC DBA TUKA PEDIATRICS			4	100%	4
KETTERING HEALTH			4	100%	4
PHYSICIANS QUALITY CARE			4	100%	4
ALL CHILDREN'S HOSPITAL DEPT OF GENERAL PEDIATRICS			4	100%	4
BARBARA O'REILLY MD PA		4			4
WIREGRASS MEDICAL CENTER			4	100%	4
PANCARE HEALTH YOUNGSTOWN			4	100%	4
SONIC REFERENCE LABORATORY			4	100%	4
MEDEXPRESS URGENT CARE - MT LEBANON		3	1	25%	4
THE LITTLE CLINIC			4	100%	4
SOUTHEASTERN REGIONAL MEDICAL CENTER			4	100%	4
MINUTE CLINIC DIAGNOSTIC OF NORTH CAROLINA		4			4
RIO PINAR HEALTH CARE			4	100%	4
KANSAS DEPARTMENT OF HEALTH		2	2	50%	4
FLORENCE - HUNTSVILLE HOSPITAL URGENT CARE		3	1	25%	4
KEY TRAINING CENTER			4	100%	4
LABS PLUS LLC		4			4
CDRX INFUSION			4	100%	4
GENUS DIAGNOSTICS			4	100%	4

# COVID-19: testing by laboratory

Data through Jan 11, 2021 verified as of Jan 12, 2021 at 09:25 AM

Data in this report are provisional and subject to change.

The numbers in the table below represent the number of Florida and non-Florida residents for whom test results were received by the Department of Health. A person can be tested by more than one laboratory and can have both positive and negative results. **Therefore, the sum of the numbers in each column will be larger than the total number of people tested.**

Reporting lab	Inconclusive	Negative	Positive	Percent positive	Total
GENEVA GENERAL HOSPITAL LABORATORY		3	1	25%	4
MINUTE CLINIC DIAGNOSTIC OF MICHIGAN PC		4			4
GNT ASSOCIATES		3	1	25%	4
LEMOYNE COLLEGE WELLNESS CENTER FOR		4			4
L3HARRIS FAMILY MEDICAL CENTER			4	100%	4
DIAGNOSTECHS		4			4
PRIMARY CARE WALK IN CLINIC PLLC			4	100%	4
MINUTE CLINIC, LLC #1434		4			4
TRIDENT BIOMETRICS		3	1	25%	4
COMPASSION PEDIATRICS			4	100%	4
METHODIST HOSPITAL			4	100%	4
Park Ridge Nursing Center		3	1	25%	4
MAIN STREET MEDICAL CENTER OF CRESTVIEW PA		1	3	75%	4
CARE ONE PRIMARY CARE			4	100%	4
MINUTECLINIC DIAGNOSTIC OF GEORGIA, LL		4			4
BIOTEST PLASMA CENTER		4			4
WALGREENS #07034		4			4
GUTHRIE MEDICAL GROUP - CORNING		3	1	25%	4
PHYSICIANS IMMEDIATE CARE AURORA			4	100%	4
URGENT CARE COASTAL GA			4	100%	4
CENTERPLACE HEALTH, INC			4	100%	4
Advanced Care Center			4	100%	4
MINUTECLINIC DIAGNOSTIC OF SOUTH CAROL		3	1	25%	4
NEWPATH DIAGNOSTICS		4			4
COMPUNET CLINICAL LAB			4	100%	4
MEDEXPRESS URGENT CARE - BECKLEY CROSS		3	1	25%	4
CARENOW URGENT CARE - WINTER SPRINGS		3	1	25%	4
URGENT MED INC		2	2	50%	4
OMNICARE PHARMACY OF TEXAS 1		4			4
RESIDENTIAL PLAZA AT BLUE LAGOON INC		4			4
MEDEXPRESS URGENT CARE - FORT WORTH S		3	1	25%	4
MIGUEL E TREVINO MD PA		2	2	50%	4
MAILBOX DIAGNOSTICS		2	2	50%	4
ACCENT PHYSICIAN SPECIALISTS PA		4			4
ELITE MEDICAL CENTER			4	100%	4
MIAMI COMMUNITY HEALTH CENTER INC		1	3	75%	4
TARPON SPRINGS PEDIATRICS, LLC			4	100%	4
PUTNAM HOSPITAL CENTER LABORATORY		4			4
FLORIDA CLINICAL LABORATORY - BIOREFERENCE LABORATORIES		2	2	50%	4
CVA MINUTE CLINIC DIAGNOSTIC OF VIRGINIA, LLC		4			4
WELLINGTON REGIONAL MEDICAL CENTER			4	100%	4
MINUTECLINIC DIAGNOSTIC OF OKLAHOMA		3	1	25%	4
FLORIDA HEART AND VASCULAR			4	100%	4
CITYMD		1	3	75%	4
REHABILITATION CENTER OF WINTER PARK,THE			4	100%	4
Heartland of Boynton Beach			4	100%	4
WESLEY CHAPEL INTERNAL MEDICINE AND PEDIATRICS			4	100%	4

# COVID-19: testing by laboratory

Data through Jan 11, 2021 verified as of Jan 12, 2021 at 09:25 AM

Data in this report are provisional and subject to change.

The numbers in the table below represent the number of Florida and non-Florida residents for whom test results were received by the Department of Health. A person can be tested by more than one laboratory and can have both positive and negative results. **Therefore, the sum of the numbers in each column will be larger than the total number of people tested.**

Reporting lab	Inconclusive	Negative	Positive	Percent positive	Total
ENCOMPASS HOME HEALTH		4			4
MINUTECLINIC, LLC #03965		4			4
ORLANDO FAMILY MEDICINE		1	3	75%	4
CARENOW URGENT CARE-DONELSON		3	1	25%	4
SHARP MEMORIAL HOSPITAL MICROBIOLOGY DEPT			4	100%	4
SIGNATURE CARE EMERGENCY CENTER		2	2	50%	4
CHILDREN'S MEDICAL GROUP		4			4
FRUITVILLE URGENT CARE			4	100%	4
ORLANDO FAMILY MEDICAL INC		4			4
ADVENTHEALTH MEDICAL GROUP PEDIATRIC & ADOLESCENT		3	1	25%	4
AFFINITY URGENT CARE			4	100%	4
ACCENTCARE		4			4
URGENT CARE - OCONEE		2	2	50%	4
SONORAN DESERT PATHOLOGY ASSOCIATES			4	100%	4
ALAN SERURE MD		4			4
BIRMINGHAM VAMC		1	3	75%	4
CELERION			4	100%	4
NORTHEAST ALABAMA REGIONAL MEDICAL CENTER		2	2	50%	4
MEDEXPRESS URGENT CARE - WEIRTON		4			4
DOCTORS EXPRESS OF ST PETERSBURG			4	100%	4
UNIVERSITY OF WASHINGTON MEDICAL CENTER (UWMC) EMERGENCY DEPT.			4	100%	4
MEDEXPRESS URGENT CARE - MBURG COMMONS		4			4
ADVENTHEALTH CAR CENTER APOPKA			4	100%	4
PALM HARBOR DERMATOLOGY		4			4
DEPARTMENT OF HEALTH AND HUMAN SERVICES STATE OF NEW HAMPSHIRE			4	100%	4
VITAS HEALTHCARE			4	100%	4
FHPG_EXP CARE W HILLSBOROUGH			4	100%	4
MEDEXPRESS URGENT CARE - CULPEPER		4			4
MEMORIAL HEALTH CARE SYSTEMS			4	100%	4
CAPTAIN JAMES A. LOVELL FEDERAL HEALTHCARE CENTER			4	100%	4
UNILAB OF DADE INC			4	100%	4
FLORIDA MENTOR		4			4
AHEC CLINIC		1	3	75%	4
CAPITAL HEALTH LABORATORY INC			4	100%	4
NEULIFE NEUROLOGICAL SERVICES LLC			4	100%	4
LAKE FOREST PARK OP CO LLC		4			4
PENSACOLA PEDIATRICS MILTON			4	100%	4
UHEALTH UNIVERSITY OF MIAMI			4	100%	4
FIFTH AVENUE PEDIATRICS		3	1	25%	4
MINUTECLINIC DIAGNOSTIC OF ILLINOIS LL		3			3
EXPRESS CARE OF TAMPA BAY LLC		2	1	33%	3
PEDIATRICS AND ADOLESCENT MEDICINE		2	1	33%	3
PANCARE HEALTH - ALTHA PUBLIC			3	100%	3
PLAINVIEW PRIMARY CARE		3			3
MORTON PLANT NORTH BAY HOSPITAL			3	100%	3
SEBRING PEDIATRICS LLC			3	100%	3
HIALEAH SHORES NURSING AND		2	1	33%	3

# COVID-19: testing by laboratory

Data through Jan 11, 2021 verified as of Jan 12, 2021 at 09:25 AM

Data in this report are provisional and subject to change.

The numbers in the table below represent the number of Florida and non-Florida residents for whom test results were received by the Department of Health. A person can be tested by more than one laboratory and can have both positive and negative results. **Therefore, the sum of the numbers in each column will be larger than the total number of people tested.**

Reporting lab	Inconclusive	Negative	Positive	Percent positive	Total
ORLANDO REGIONAL HEALTH SERVICES		1	2	67%	3
UNITY HEALTH AND REHABILITATION CENTER			3	100%	3
CAMPAZZI CONCIERGE MEDICAL SERVICES		2	1	33%	3
MANORCARE NURSING & REHABILITATION CENTER-NAPLES		3			3
NOVANT HEALTH PRESBYTERIAN		2	1	33%	3
Gulf Shore Care Center			3	100%	3
LEE CONVENIENT CARE AT SUMMERLIN			3	100%	3
ADRIANA M CASTRO MD PA		3			3
MEDICAL CENTER OF THE ROCKIES			3	100%	3
Life Care Center of Citrus County		2	1	33%	3
EXETER HOSPITAL		3			3
NORTH DAKOTA DEPT OF HEALTH MICROBIOLOGY		1	2	67%	3
ALABAMA DEPT PUBLIC HEALTH			3	100%	3
TIFTON CARECONNECT URGENT CARE			3	100%	3
ISLAMORADA VILLAGE OF ISLANDS FIRE RESCUE		3			3
FHPG FAMILY MEDICAL CENTER OF TAMPA BAY		1	2	67%	3
ORLANDO MEDICAL CENTER PL			3	100%	3
SCHIFF CENTER FOR LIVER DISEASES		1	2	67%	3
PALM BEACH COUNTY FIREFIGHTERS HEALTH CLINIC, LLC			3	100%	3
MINUTECLINIC, LLC #5707		3			3
PINELLAS PARK HEALTH CENTER - PINELLAS CHD		1	2	67%	3
LOYOLA UNIVERSITY MEDICAL CENTER LABORATORY			3	100%	3
SANDGATE GARDENS REHAB & NURSING CENTER		2	1	33%	3
BAPTIST OUTPATIENT SERVICES			3	100%	3
CARE ATC - CITY OF BOYNTON BEACH			3	100%	3
GENTLE HANDS MOBILE PHLEBOTOMY			3	100%	3
CIGNA PBSO WEST PALM			3	100%	3
MONTANA DEPARTMENT OF PUBLIC HEALTH & HUMAN SERVICES			3	100%	3
BEEBE MEDICAL CENTER LABORATORY		3			3
MINUTECLINIC, LLC #05814		3			3
BRANDON REGIONAL EMERGENCY CTR			3	100%	3
REGIONAL MEDICAL LAB			3	100%	3
PREMIER CLINICAL RESEARCH INSTITUTE INC			3	100%	3
MEDFIRST URGENT CARE			3	100%	3
FAMILY TREE MEDICAL GROUP PA		2	1	33%	3
DEPARTMENT OF HEALTH/ NEW YORK			3	100%	3
BETTERMED URGENT CARE			3	100%	3
LEESBURG COMMUNITY HEALTH CENTERS			3	100%	3
HARBOUR'S EDGE		2	1	33%	3
THOMAS LANGLEY			3	100%	3
NEMOURS CHILDRENS PRIMARY CARE HORIZON WEST			3	100%	3
HILLVIEW LABORATORY			3	100%	3
MPG JACKSONVILLE ATLANTIC BLVD		1	2	67%	3
ADVICE FOR OPTIMAL WELLNESS, INC			3	100%	3
ERIE COUNTY PUBLIC HEALTH CLINICAL		3			3
LOVING CARE OF THE TREASURE COAST LLC	1	2			3
ADVENT HEALTH MEDICAL GROUP FAMILY MEDICINE			3	100%	3

# COVID-19: testing by laboratory

Data through Jan 11, 2021 verified as of Jan 12, 2021 at 09:25 AM

Data in this report are provisional and subject to change.

The numbers in the table below represent the number of Florida and non-Florida residents for whom test results were received by the Department of Health. A person can be tested by more than one laboratory and can have both positive and negative results. **Therefore, the sum of the numbers in each column will be larger than the total number of people tested.**

Reporting lab	Inconclusive	Negative	Positive	Percent positive	Total
MEDEXPRESS URGENT CARE - WALDORF, CRAIN HWY		3			3
NORTHSIDE HOSPITAL		2	1	33%	3
Hunterdon Medical Center Laboratory		3			3
TMH PHYSICIAN PARTNERS SOUTHWOOD			3	100%	3
RAPID CITY RUGENT CARE			3	100%	3
PINELLAS POINT NURSING AND REHAB			3	100%	3
DACH MAIN LAB			3	100%	3
QUATRACOR PLLC		3			3
ST LUKES HOSPITAL LABORATORY		2	1	33%	3
FIRST CARE - MIDDLESBORO			3	100%	3
HAVEN CUSTEAD CARE CENTER			3	100%	3
BROOKDALE OAKBRIDGE		1	2	67%	3
SUMNER REGIONAL MEDICAL CENTER		2	1	33%	3
PARRISH MEDICAL CENTER-WAIVED TESTING		3			3
MONTEFIORE MEDICAL CENTER LABS MONTEFIORE		2	1	33%	3
CVS MINUTE CLINIC DIAG OF IND LLC #5206		2	1	33%	3
MEDEXPRESS URGENT CARE - RICHMOND, W BROAD ST		3			3
MINUTECLINIC DIAG OF IND LLC #6840		3			3
CRANES VIEW LODGE			3	100%	3
ACCESS HEALTH CARE		2	1	33%	3
Nashville Central Laboratory		3			3
VIRGINIA DIVISION OF CONSOLIDATED LABORATORIES			3	100%	3
AUSTIN PUBLIC HEALTH			3	100%	3
GLADES COUNTY DETENTION CENTER			3	100%	3
HELIX MEDICAL CENTERS		1	2	67%	3
Gulfport Rehabilitation Center			3	100%	3
ST JOSEPHS CHILDRENS OUTREACH			3	100%	3
NORTHERN LIGHT LABORATORY		1	2	67%	3
PEDIATRICS BY THE SEA JOG RD OFFICE			3	100%	3
VICAR'S LANDING NURSING HOME		2	1	33%	3
MICHIGAN HEALTH CLINIC LABORATORIES		2	1	33%	3
VIRTUA MEMORIAL HOSPITAL BURLINGTON COUNTY		1	2	67%	3
SOUTH CAROLINA DEPT OF HEALTH AND ENVIRONMENT CONTROL		2	1	33%	3
CVS MINUTE CLINIC DIAGNOSTIC OF TEXAS		3			3
MORGAN STANLEY HEALTH CENTER		3			3
MEDEXPRESS URGENT CARE - WILKES BARRE		2	1	33%	3
HELIX LW UC		1	2	67%	3
MEDEXPRESS URGENT CARE, CHAMBERSBURG		2	1	33%	3
PHYSICIANS IMMEDIATE CARE ELGIN			3	100%	3
LISTENING DOCTOR PLLC, THE			3	100%	3
MINUTECLINIC DIAGNOSTIC OF NORTH CAROLINA PC #7054		3			3
MEDLAB INC		3			3
CULLMAN REGIONAL URGENT CARE		2	1	33%	3
MINUTECLINIC DIAGNOSTIC OF WISCONSIN,		3			3
PRESBYTERIAN HOME		3			3
ORLANDO ORTHOPAEDIC OUTPATIENT SURGERY CENTER		1	2	67%	3
ORCHID COVE DAYTONA			3	100%	3



# COVID-19: testing by laboratory

Data through Jan 11, 2021 verified as of Jan 12, 2021 at 09:25 AM

Data in this report are provisional and subject to change.

The numbers in the table below represent the number of Florida and non-Florida residents for whom test results were received by the Department of Health. A person can be tested by more than one laboratory and can have both positive and negative results. **Therefore, the sum of the numbers in each column will be larger than the total number of people tested.**

Reporting lab	Inconclusive	Negative	Positive	Percent positive	Total
NORTH DADE NURSING AND REHABILITATION CENTER			3	100%	3
OPENTRONS PRL		2	1	33%	3
TRUE HEALTH – LAKE UNDERHILL		3			3
PATHOLOGY REFERENCE LAB LLC			3	100%	3
TIEHH BIOTERRORISM RESPONSE LAB			3	100%	3
BAPTIST HEALTH MEDICAL CENTER			3	100%	3
CORTLAND COUNTY HEALTH DEPARTMENT		3			3
MONTANA PUBLIC HEALTH LAB			3	100%	3
MINUTE CLINIC DIAGNOSTIC OF VIRGINIA, LLC		3			3
TERENCE B MITCHELL MD, INC			3	100%	3
ORLANDO CLINICAL RESEARCH CENTER		3			3
FAMILY TREE DNA			3	100%	3
Bainbridge Health and Rehab		3			3
MINUTE-CLINIC DIAGNOSTIC OF VIRGINIA		2	1	33%	3
JS HEALTHCARE		2	1	33%	3
ADVENT HEALTH - CENTRAL PASCO ER			3	100%	3
ASPEN VALLEY HOSPITAL			3	100%	3
DANIEL M LIBBY MD PLLC		3			3
Broadview Multi-Care Center		3			3
SHANDS AT LAKE SHORE LAB		1	2	67%	3
Westside Terrace		3			3
BROOKDALE SENIOR LIVING			3	100%	3
MINUTECLINIC DIAGNOSTIC OF NEW MEXICO		3			3
PRISMA HEALTH MIDLANDS			3	100%	3
MINUTECLINIC DIAG OF IND, LLC #2387		3			3
NEWSTAR MEDICAL LABORATORIES		3			3
ALPHADERA LABS, LLC			3	100%	3
NYC PUBLIC HEALTH LABS			3	100%	3
STATCARE URGENT & WALK IN MEDICAL CARE		2	1	33%	3
ADVANCED URGENT CARE OF MARATHON			3	100%	3
MONROE COUNTY DEPT OF PUBLIC HEALTH ST		3			3
NORTH SHORE HOSP. INFECTION CONTROL			3	100%	3
PALMS WEST HOSPITAL			3	100%	3
ALLIANCE LABS @LRMC			3	100%	3
TAYLOR MANOR		1	2	67%	3
TAMPA URGENT CARE			3	100%	3
MERCY URGENT CARE			3	100%	3
UNIVERSITY OF MIAMI / SCCC RESEARCH LABORATORY			3	100%	3
ADVENTHEALTH CENTRA CARE PONCIANA			3	100%	3
WINDER NURSING INC DBA WINDER HEALTH CARE		3			3
MEDICAL CENTER ENTERPRISE			3	100%	3
COASTAL LABORATORIES OF FLORIDA			3	100%	3
LATCHER LABORATORY OF A O FOX MEMORIAL		2	1	33%	3
CENTRAL DUPAGE HOSPITAL			3	100%	3
RHEA MEDICAL CENTER		3			3
REMISE OCCUPATIONAL HEALTH SOLUTIONS INC			3	100%	3
ESTATES MEDICAL CENTER INC			3	100%	3

# COVID-19: testing by laboratory

Data through Jan 11, 2021 verified as of Jan 12, 2021 at 09:25 AM

Data in this report are provisional and subject to change.

The numbers in the table below represent the number of Florida and non-Florida residents for whom test results were received by the Department of Health. A person can be tested by more than one laboratory and can have both positive and negative results. **Therefore, the sum of the numbers in each column will be larger than the total number of people tested.**

Reporting lab	Inconclusive	Negative	Positive	Percent positive	Total
PM PEDIATRICS OF SELDEN PLLC		3			3
BRADENTON PHYSICIAN MEDICAL CENTER			3	100%	3
RIVER CITY MEDICAL ASSOCIATES INC			3	100%	3
HEALTHCARE NETWORK OF SOUTHWEST FLORIDA			3	100%	3
MID FLORIDA CLINICAL LABORATORY		2	1	33%	3
GARCIA MORALES NELSON			3	100%	3
SIGNATURE CARE PFLUGERVILLE			3	100%	3
IOWA DEPARTMENT OF PUBLIC HEALTH			3	100%	3
VELOCITY CARE			3	100%	3
MOULTRIE CREEK NURSING AND REHAB			3	100%	3
SIGNATURE URGENT CARE			3	100%	3
ADVENT HEALTH - WESTCHASE ER			3	100%	3
MEDIC INFUSION PA		3			3
MEDEXPRESS URGENT CARE-ARLINGTON		2	1	33%	3
KISSIMMEE URGENT CARE		3			3
FOX FAMILY PRACTICE		3			3
BRENTWOOD SENIOR LIVING AT ST PETE			3	100%	3
MINUTECLINIC, DIAGNOSTIC OF TEXAS, LL		3			3
MIAMI MEDICAL CONSULTANT PA			3	100%	3
INNOVATIVE COVID-DIVERSEY			3	100%	3
CONSOLIDATED LABORATORY SERVICES			3	100%	3
URGENT DOC - URGENT CARE CLINIC			3	100%	3
CORTLAND REGIONAL MEDICAL CENTER		3			3
KINDRED HOSPITAL OCALA		2	1	33%	3
DEPARTMENT OF PATHOLOGY ROME MEMORIAL		3			3
MEDICAL UNIVERSITY SC HOSPITAL			3	100%	3
LAFAYETTE NURSING AND REHAB			3	100%	3
BROOKDALE ORANGE PARK		3			3
HARBORCHASE OF STUART			3	100%	3
BENTLEY VILLAGE II			3	100%	3
ST MARYS MEDICAL CENTER			3	100%	3
MINUTECLINIC DIAGNOSTIC OF MAINE, LLC		2	1	33%	3
LAHEY CLINIC MEDICAL CENTER			3	100%	3
MARYLAND STATE DEPT OF HEALTH	2		1	33%	3
TUFTS MEDICAL CENTER			3	100%	3
FAMILY MEDICINE AT WINTER PARK			3	100%	3
UNC HOSPITAL/MCLENDON CLINICAL LABORATORIES			3	100%	3
ADVANCED PEDIATRICS OF BOCA LLC			3	100%	3
CUMBERLAND MEDICAL CENTER INC		3			3
ST. CLOUD PHARMACY AND WELLNESS CENTER		3			3
MINUTECLINIC #2860		3			3
MEDFUSION		2	1	33%	3
WELLMED AT APOLLO BEACH BLVD		1	2	67%	3
ST VINCENT'S URGENT CARE		3			3
WALGREENS #07502		3			3
NORTH NAPLES HOSPITAL RESPIRATORY THERAPY DEPARTMENT			3	100%	3
LEWIS COUNTY MANOR		3			3

# COVID-19: testing by laboratory

Data through Jan 11, 2021 verified as of Jan 12, 2021 at 09:25 AM

Data in this report are provisional and subject to change.

The numbers in the table below represent the number of Florida and non-Florida residents for whom test results were received by the Department of Health. A person can be tested by more than one laboratory and can have both positive and negative results. **Therefore, the sum of the numbers in each column will be larger than the total number of people tested.**

Reporting lab	Inconclusive	Negative	Positive	Percent positive	Total
LOUISIANA DEPT. OF HEALTH AND HOSPITALS-INFECTIOUS DISEASE EPI SECTION			3	100%	3
ROANE MEDICAL CENTER		2	1	33%	3
PATIENT FIRST - ALLENTOWN			3	100%	3
CULLMAN REGIONAL MEDICAL CENTER		2	1	33%	3
AVANTE INVERNESS		1	2	67%	3
CAREWELL URGENT CARE			3	100%	3
MADISON COUNTY HEALTH DEPARTMENT		3			3
PLEASANTVILLE OF SEBASTIAN LLC			3	100%	3
MEDEXPRESS URGENT CARE-SCOTT TOWNSHIP		3			3
TERRACE OF ST CLOUD, THE		2	1	33%	3
BARONESS ERLANGER HOSPITAL		3			3
MEDEXPRESS URGENT CARE - NORTH LITTLE		2	1	33%	3
Greystone Health Care Center		3			3
AMERICAN SCIENTIFIC LABORATORIES LLC			3	100%	3
ALLIANCE FOR MULTISPECIALTY RESEARCH		3			3
UNIVERSITY OF MICHIGAN		2	1	33%	3
SURETOX LABORATORY LLC		2	1	33%	3
MEDEXPRESS URGENT CARE-HERSHEY		2	1	33%	3
PROMPT CARE OF CENTRAL FLORIDA LLC			3	100%	3
APEX CLINICAL LABORATORIES INC		3			3
PENSACOLA PEDIATRICS PA - TIGER POINT			3	100%	3
GRACE WELLNESS CENTER		2	1	33%	3
LEXINGTON MEDICAL CENTER		1	2	67%	3
NORTHCREST MEDICAL CENTER		1	2	67%	3
CTRS			3	100%	3
ESCO DRUG CO INC		3			3
JACKSON SOUTH COMMUNITY HOSPITAL LAB			3	100%	3
EMORY BENNETT VETERANS NURSING HOME		3			3
MEDEXPRESS URGENT CARE MARTINSBURG		2	1	33%	3
FELICIDAD MEDICAL CENTER INC			3	100%	3
TMH PHYSICIAN PARTNERS BLOUNTSTOWN			3	100%	3
Rutgers Health Rwj University Hospital - Laboratory		2	1	33%	3
ST. LUKE'S HOSPITAL - BETHLEHEM CAMPUS		1	2	67%	3
MEDEXPRESS URGENT CARE - WICHITA, S SENECA ST		1	2	67%	3
MINUTECLINIC DIAGNOSTIC OF NORTH CAROLINA PC #5341		2	1	33%	3
BETH ISRAEL MEDICAL CENTER LABS		3			3
MINUTECLINIC, LLC #1431		2	1	33%	3
MEDEXPRESS URGENT CARE-PASADENA		3			3
SUN TERRACE HEALTH CARE CENTER			3	100%	3
SJH			3	100%	3
GREATER MOBILE URGENT CARE – SPRINGHILL			3	100%	3
FLORIDA HOSPITAL LABORATORIES		3			3
GONZALEZ MD AND ASWAD MD HEALTH SERVICES			3	100%	3
BOONE DRUG & HEALTHCARE AT DEERFIELD			3	100%	3
FLORIDA DEPARTMENT OF HEALTH IN MIAMI DADE COUNTY		2	1	33%	3
DOTHAN WEST FAMILY MEDICINE		2	1	33%	3
PREMIER FAMILY AND SPORTS MEDICINE		2	1	33%	3

# COVID-19: testing by laboratory

Data through Jan 11, 2021 verified as of Jan 12, 2021 at 09:25 AM

Data in this report are provisional and subject to change.

The numbers in the table below represent the number of Florida and non-Florida residents for whom test results were received by the Department of Health. A person can be tested by more than one laboratory and can have both positive and negative results. **Therefore, the sum of the numbers in each column will be larger than the total number of people tested.**

Reporting lab	Inconclusive	Negative	Positive	Percent positive	Total
ELITE PRIMARY CARE OF WAYCROSS			3	100%	3
ABBOTT DIAGNOSTICS			3	100%	3
ESTERO FIRE RESCUE		3			3
ALLIED PHYSICIANS GROUP PLLC		3			3
MEADOWS AT CYPRESS GARDENS, THE		3			3
MINUTECLINIC DIAGNOSTIC OF MINNESOTA		3			3
MARION COUNTY FIRE RESCUE		3			3
REELFOOT FAMILY WALK IN CLINIC		2	1	33%	3
TARRANT COUNTY PUBLIC HEALTH		3			3
NORTHWEST FLORIDA CLINICAL LAB		1	2	67%	3
MINUTECLINIC, LLC #7139		3			3
HIGH TOWER ALF LLC		3			3
US SPECIALTY LABS			3	100%	3
ST. PETERSBURG PEDIATRICS- 38TH AVENUE			3	100%	3
GYN PATH SERVICES			3	100%	3
CARESPOT-WELLINGTON			3	100%	3
ACCESS HOME HEALTH OF FLORIDA LLC		3			3
ADEPT INPATIENT MEDICAL SERVICES PC		3			3
KENTUCKY CABINET FOR HEALTH AND FAMILY SERVICES			3	100%	3
PALM BEACH CDH - DELRAY BEACH			3	100%	3
SCIENTIFIC LABORATORY DIVISION			3	100%	3
THE CLINIC OF PEDIATRICS & GI MEDICINE, INC			3	100%	3
Enterprise Health and Rehabilitation Center		3			3
State Lab Unspecifd			3	100%	3
PPD - IXLAYER		3			3
VILLAGES HEALTH, THE		3			3
LONG ISLAND UNIVERSITY - POST CAMPUS		3			3
PELICAN LANDING		1	2	67%	3
OHIO HEALTH DOCTORS HOSPITAL			3	100%	3
MAYO		1	2	67%	3
VA OUTPATIENT CLINIC-NEW PORT RICHEY			3	100%	3
FLORIDA GASTROENTEROLOGY ASSOCIATES PA		3			3
CAMELLIA AT DEERWOOD			3	100%	3
MINUTECLINIC DIAGNOSTIC MED GRP OF SAN		3			3
ADVENT HEALTH - TIMBERRIDGE ER		2	1	33%	3
BNC Medical Investors, LLC Berrien Nursing & Rehabilitation Center		3			3
CARENOW URGENT CARE - CENTRAL AUSTIN			3	100%	3
MUNSON MEDICAL CENTER			3	100%	3
MEDEXPRESS URGENT CARE - TULSA, S YALE AVE		3			3
WYOMING DEPT OF HEALTH			3	100%	3
MEDEXPRESS URGENT CARE- FORT WORTH N T		3			3
SPRING LAKE REHABILITATION CENTER			3	100%	3
MEDEXPRESS - COLLINSVILLE BELT LINE		3			3
MEDEXPRESS URGENT CARE - SUMMERSVILLE, WEBSTER RD		3			3
LIFEHOPE LABS			3	100%	3
EMERALD COAST CENTER			3	100%	3
BOLING, STEPHANIE		3			3

# COVID-19: testing by laboratory

Data through Jan 11, 2021 verified as of Jan 12, 2021 at 09:25 AM

Data in this report are provisional and subject to change.

The numbers in the table below represent the number of Florida and non-Florida residents for whom test results were received by the Department of Health. A person can be tested by more than one laboratory and can have both positive and negative results. **Therefore, the sum of the numbers in each column will be larger than the total number of people tested.**

Reporting lab	Inconclusive	Negative	Positive	Percent positive	Total
TERRACINA LLC			3	100%	3
GAINESVILLE PEDIATRIC ASSOCIATES			3	100%	3
MEDEXPRESS URGENT CARE SHADYSIDE		3			3
SANFORD MOBILE LAB			3	100%	3
MOBIL LAB FOR ALL INC		3			3
NAVAL MEDICAL CENTER SAN DIEGO			3	100%	3
CALIFORNIA DEPARTMENT OF PUBLIC HEALTH			3	100%	3
MINUTECLINIC, LLC, MINUTECLINIC #7637		3			3
QUEST DIAGNOSTICS PSC			3	100%	3
PUTNAM FAMILY CARE INC			3	100%	3
ALOHA HOME CARE LLC DBA ACCENTCARE HOME HEALTH OF		3			3
MEDEXPRESS URGENT CARE LAVALE		3			3
YORK HOSPITAL - LABORATORY			3	100%	3
CROSSVILLE MEDICAL GROUP		1	2	67%	3
FLORIDA LABORATORY ANALYSIS, LLC			3	100%	3
DEACONESS HOSPITAL			3	100%	3
HEALTHQUEST, INC		2	1	33%	3
Magnolia Health and Rehab Center			3	100%	3
FLORIDA MENTOR-POINT WEST CLUSTER		3			3
DISCOVERY VILLAGE AT STUART		1	2	67%	3
AFC PHYSICIANS OF FLORIDA PA			3	100%	3
Life Care Center of Orlando			3	100%	3
TAMPA		1	2	67%	3
COVENANT PEDIATRICS		1	2	67%	3
COMPASSION PEDIATRIC URGENT CARE LLC			3	100%	3
CIGNA ONSITE HEALTH LLC		1	2	67%	3
Lakeview Village		3			3
KEY WEST URGENT CARE, INC		3			3
SEMINOLE FAMILY HEALTH CENTER		3			3
BAPTIST PRIMARY CARE, INC.		2	1	33%	3
SENTARA NORFOLK GENERAL HOSPITAL CENTRAL LAB			3	100%	3
PINELLAS 1 HOME HEALTH CARE CORP		3			3
NC STATE LABORATORY OF PUBLIC HEALTH		3			3
GROVES CENTER			3	100%	3
INDIANA STATE DEPARTMENT OF HEALTH LABORATORIES			3	100%	3
VIDANT MEDICAL CENTER			3	100%	3
FLORIDA MEDICAL ASSOCIATES LLC			3	100%	3
MC DIAGNOSTIC OF CONNECTICUT, PC #1043		3			3
FAMILY PRACTICE OF DAVIE INC			3	100%	3
NORTH BROWARD HOSPITAL DISTRICT HEALTHCARE FOR THE HOMELESS			3	100%	3
BAYFRONT MEDICAL			3	100%	3
SOMA MEDICAL CENTER, PA #4 FLORIDA MANGO			3	100%	3
MEASE CONTINUING CARE		1	2	67%	3
SMOKY MOUNTAIN URGENT CARE AND FAMILY MEDICINE CENTER			3	100%	3
MINUTECLINIC DIAGNOSTIC OF VIRGINIA, LLC #255		3			3
PUBLIC HEALTH TRUST OF MIAMI DADE COUNTY			3	100%	3
MINUTECLINIC LLC (1435)		3			3



# COVID-19: testing by laboratory

Data through Jan 11, 2021 verified as of Jan 12, 2021 at 09:25 AM

Data in this report are provisional and subject to change.

The numbers in the table below represent the number of Florida and non-Florida residents for whom test results were received by the Department of Health. A person can be tested by more than one laboratory and can have both positive and negative results. **Therefore, the sum of the numbers in each column will be larger than the total number of people tested.**

Reporting lab	Inconclusive	Negative	Positive	Percent positive	Total
CGH MEDICAL CENTER			3	100%	3
OHIO DEPARTMENT OF HEALTH LABORATORY		2	1	33%	3
WATSON THERAPEUTICS INC			3	100%	3
NORTHSIDE HOSPITAL ATLANTA		3			3
SOFTLAB			3	100%	3
INSPIRA MEDICAL CENTER VINELAND LAB		2	1	33%	3
Centrastate Medical Center		2	1	33%	3
COASTAL COMPLETE CARE			3	100%	3
MINUTECLINIC DIAGNOSTIC OF MICHIGAN, P		3			3
ANN STORCK CENTER INC		3			3
NEOGENOMICS LABORATORIES, INC		3			3
WEST TN HEALTH MED NORTH		3			3
SSM HEALTH ST LOUIS MICROBIOLOGY LABORATORY		1	2	67%	3
ONSLow MEMORIAL HOSPITAL LABORATORY		3			3
ADVENTHEALTH SEBRING- INFECTION CONTROL DEPARTMENT			3	100%	3
BOND & STEELE CLINIC PA D/B/A BOND CLINIC PA		3			3
VENICE GREEN VILLAGE		2	1	33%	3
NEMOURS CHILDRENS PRIMARY CARE MAITLAND			3	100%	3
LINCOLN MEDICAL CENTER		3			3
BITTINGS APOTHECARY INC		1	2	67%	3
ALABAMA DEPARTMENT OF PUBLIC HEALTH		1	2	67%	3
SUMTER COUNTY HEALTH DEPARTMENT			3	100%	3
MEDICAL SERVICES OF AMERICA HOME HEALTH		3			3
COOPER UNIVERSITY HOSPITAL LABORATORY		2	1	33%	3
ARCPPOINT LABS OF FORT LAUDERDALE, FL CENTRAL		1	1	50%	2
CVS MINUTE CLINIC DIAGNOSTIC		2			2
Alden Des Plaines			2	100%	2
FIRST PREVENTION AND DIALYSIS CENTER LLC			2	100%	2
DIXIE COUNTY EMERGENCY SERVICES			2	100%	2
GULF COAST IMMEDIATE CARE CENTER		1	1	50%	2
RAPID RELIABLE TESTING NY LLC		2			2
MINUTECLIINIC DIAGNOSTIC OF NORTH CARO		2			2
ONTARIO COUNTY PUBLIC HEALTH		2			2
FLORIDA MEDICAL CENTER OF CLEARWATER		2			2
ORANGE PEDIATRICS			2	100%	2
EXPRESSCARE URGENT CARE CENTER			2	100%	2
DOCTOR 4 U CLINIC			2	100%	2
MEDEXPRESS URGENT CARE-WILKINS TOWNSHIP, WILLIAM PENN HIGHWAY		2			2
ACCESS CARE MEDICAL GROUP LLC		2			2
MINUTECLINIC MINUTECLINIC #4978		1	1	50%	2
WAL-MART STORES EAST LP		2			2
PREMIER FAMILY HEALTH PA			2	100%	2
WINCHESTER MEDICAL CENTER			2	100%	2
STAT MEDICAL CLINIC III INC		2			2
PUBLIC HEALTH LABORATORY	1		1	50%	2
Lehigh Acres Health and Rehabilitation			2	100%	2
MINUTECLINIC, LLC #07852		2			2

# COVID-19: testing by laboratory

Data through Jan 11, 2021 verified as of Jan 12, 2021 at 09:25 AM

Data in this report are provisional and subject to change.

The numbers in the table below represent the number of Florida and non-Florida residents for whom test results were received by the Department of Health. A person can be tested by more than one laboratory and can have both positive and negative results. **Therefore, the sum of the numbers in each column will be larger than the total number of people tested.**

Reporting lab	Inconclusive	Negative	Positive	Percent positive	Total
BROOME COUNTY HEALTH DEPARTMENT		1	1	50%	2
MEDSTAR HARBOR HOSPITAL			2	100%	2
Heartland Healthcare Center Boca Raton			2	100%	2
MID - FLORIDA PATHOLOGY LLC		1	1	50%	2
MEASE COUNTRYSIDE HOSPITAL CARDIAC REH			2	100%	2
GULF COAST REGIONAL MEDICAL CARE		2			2
Greystone Nursing and Rehab, LLC			2	100%	2
COVANCE			2	100%	2
UNIVERISTY OF MEMPHIS ATHLETIC TRAINI		2			2
JRS LABORATORY			2	100%	2
CCRX OF NORTH CAROLINA, LLC		1	1	50%	2
IN AND OUT URGENT CARE			2	100%	2
THE HOSPITAL OF PROVIDENCE EMERGENCY ROOM			2	100%	2
URGENT CARE AND SURGERY CENTER			2	100%	2
REGIONS HOSPITAL LABORATORY			2	100%	2
BIOMAT USA			2	100%	2
PARADIGM LABORATORIES			2	100%	2
ST VINCENTS AMBULATORY CARE INC DBA			2	100%	2
UNIVERSITY OF MARYLAND MEDICAL CENTER			2	100%	2
ADVANCED URGENT CARE CENTER OF THE UPPER KEYS			2	100%	2
PEDIATRICS IN BREVARD-COCOA BEACH		2			2
PHYSICIANS LABORATORY SERVICES			2	100%	2
ATHENA CARE RESOURCES LLC		2			2
INA		1	1	50%	2
Lake Charles Healthcare LLC dba Landmark Lake Charles			2	100%	2
MOBILE COUNTY HEALTH DEPARTMENT		1	1	50%	2
PHYSICIANS MEDICAL CENTER		2			2
ALLIANCE PEDIATRICS PA			2	100%	2
ADVICE FOR OPTIMAL WELLNESS			2	100%	2
FLORIDA MEDICAL CLINIC CARDIOLOGY-ZH			2	100%	2
PruittHealth Lakehaven		2			2
WISCONSIN STATE LABORATORY OF HYGIENE		1	1	50%	2
PRECISION DIAGNOSTIC INC		2			2
ORANGE COUNTY HEALTH DEPARTMENT		1	1	50%	2
BROOKDALE LAKE MARY			2	100%	2
UNIVERSITY OF MISSOURI HEALTH CARE			2	100%	2
UT PATH			2	100%	2
IN & OUT URGENT CARE METAIRIE			2	100%	2
URGENT CARE OF NEW YORK		2			2
PEDIATRIC HEALTH CARE		1	1	50%	2
MEDEXPRESS URGENT CARE - YORK			2	100%	2
TMH EC NORTHEAST LABORATORY			2	100%	2
ORLANDO LUTHERAN TOWERS		1	1	50%	2
UW HOSPITAL AND CLINICS		1	1	50%	2
JOHNNIE RUTH CLARKE LAB			2	100%	2
NORTON IMMEDIATE CARE CENTER - PRESTON			2	100%	2
MINUTECLINIC DIAGNOSTIC PA #7110		2			2

# COVID-19: testing by laboratory

Data through Jan 11, 2021 verified as of Jan 12, 2021 at 09:25 AM

Data in this report are provisional and subject to change.

The numbers in the table below represent the number of Florida and non-Florida residents for whom test results were received by the Department of Health. A person can be tested by more than one laboratory and can have both positive and negative results. **Therefore, the sum of the numbers in each column will be larger than the total number of people tested.**

Reporting lab	Inconclusive	Negative	Positive	Percent positive	Total
FASTCARE LLC			2	100%	2
BAYMEADOWS PRIMARY CARE		2			2
EP LTC PHARMACY		1	1	50%	2
MANATEE MEMORIAL HOSPITAL CLINICAL LABORATORY			2	100%	2
Terrace of Jacksonville			2	100%	2
MINUTE CLINIC DIAG OF IND LLC #8674		2			2
TULANE MEDICAL CENTER			2	100%	2
ROCKWALL URGENT CARE			2	100%	2
ManorCare Rehabilitation Center- Decatur		2			2
ONE MEDICAL GROUP		1	1	50%	2
ALVERNO CLINICAL LABORATORIES			2	100%	2
ALL PEDIATRIC CARE PA			2	100%	2
LEGACY ER & URGENT CARE - FRISCO WEST			2	100%	2
CORNERSTONE MEDICAL CARE OF BRANDON		2			2
LACORP		1	1	50%	2
SUNCOAST TECHNICAL COLLEGE SCHOOL OF HEALTH		2			2
MINUTECLINIC DIAGNOSTIC PA #3344		2			2
ROAN DRUG COMPANY LLC		2			2
FLORIDA PRIMARY & SPECIALTY CARE		2			2
Kings County Hospital Center			2	100%	2
INTERNAL MEDICINE ASSOCIATES-DUNELLON			2	100%	2
EMERALD TRACE		2			2
ASSOCIATES IN MEDICINE			2	100%	2
MINUTECLINIC DIAG OF IND, LLC #10190		2			2
METHODIST MANSFIELD MEDICAL CENTER			2	100%	2
SHORE MEDICAL CENTER		2			2
SCRIPPS CLINIC MEDICAL			2	100%	2
STANFORD HEALTH CARE ANATOMIC PATHOLOGY & CLINICAL LAB			2	100%	2
CARENOW-LEBANON		1	1	50%	2
INSPIRE HEALTHCARE CENTER			2	100%	2
BAYLOR SCOTT & WHITE COMPREHENSIVE WOUND			2	100%	2
CONWAY MEDICAL CENTER			2	100%	2
Medilodge of Montrose		2			2
SIGNATURE CARE LEWISVILLE-EMERGENCY CENTER		1	1	50%	2
SCDHEC BUREAU OF LABORATORIES			2	100%	2
MINUTECLINIC, LLC #1470		2			2
GALEN BAYLOR EXTENSION		2			2
PINECREST PEDIATRICS GROUP LLC			2	100%	2
SPRINGS MEDICAL LAB		1	1	50%	2
CRUC CMCH-COVID-19		2			2
WHEELER LABORATORY		2			2
ASPIRUS RIVERVIEW HOSPITAL & CLINICS INC		1	1	50%	2
SWEETWATER NURSING CENTER		2			2
DEKALB MEDICAL CENTER LABORATORY			2	100%	2
AUSTIN REGIONAL CLINIC MICROBIOLOGY LAB			2	100%	2
DOCTORS HOSPITAL RENAISSANCE			2	100%	2
SOUTHEAST GEORGIA HEALTH SYSTEM			2	100%	2

# COVID-19: testing by laboratory

Data through Jan 11, 2021 verified as of Jan 12, 2021 at 09:25 AM

Data in this report are provisional and subject to change.

The numbers in the table below represent the number of Florida and non-Florida residents for whom test results were received by the Department of Health. A person can be tested by more than one laboratory and can have both positive and negative results. **Therefore, the sum of the numbers in each column will be larger than the total number of people tested.**

Reporting lab	Inconclusive	Negative	Positive	Percent positive	Total
ST. MARY'S MEDICAL CENTER EVANSVILLE, INC			2	100%	2
MINUTECLINIC DIAG OF IND LLC #1138		1	1	50%	2
RIVERSIDE METHODIST HOSPITAL LAB			2	100%	2
RIVERVIEW MEDICAL CLINIC		2			2
ENVOY OF FORK UNION, LLC DBA ENVOY AT THE VILLAGE		2			2
HALIFAX HEALTH CARE FOR WOMEN		2			2
SACRED HEART HOSPITAL ON THE EMERALD			2	100%	2
FAMILY FIRST PEDIATRICS			2	100%	2
JULIE STAATS DO		2			2
MD NOW URGENT CARE CENTER INC.			2	100%	2
WESTPAC LABS INC			2	100%	2
MINUTECLINIC DIAGNOSTIC OF TN PC #643		2			2
FLORIDA CLINICAL LABORATORY INC			2	100%	2
STOP URGENT CARE			2	100%	2
PM PEDIATRICS OF BAYSIDE PLLC - HOPEWELL JUNCTION		2			2
SOUTHEASTERN INSTITUTE OF RESTORATIVE MEDICINE		1	1	50%	2
ADVENT HEALTH CENTRAL TEXAS		1	1	50%	2
MINUTECLINIC DIAGNOSTIC OF SC, LLC #7		1	1	50%	2
BELLE GLADES HEALTH CLINIC			2	100%	2
MINUTECLINIC, LLC #1796		1	1	50%	2
YOUTH AND YOU, INC		2			2
Holiday Retirement Home			2	100%	2
MEDEXPRESS URGENT CARE - WEXFORD		2			2
MINUTECLINIC DIAGNOSTIC OF NEVADA #87		1	1	50%	2
GENETIC ASSAYS INC			2	100%	2
ORMOND BEACH URGENT CARE			2	100%	2
UNITED MEMORIAL MEDICAL CENTER			2	100%	2
Oakwood - North Baldwins Center for Living		2			2
MAIN STREET MEDICAL CENTERS		2			2
ATLAS GENOMICS			2	100%	2
LIFE CARE CENTER OF PALM BAY□		2			2
CSS- TWELVE OAKS			2	100%	2
MINUTECLINIC DIAGNOSTIC OF PA LLC		2			2
PALMETTO FAMILY HEALTH CENTER			2	100%	2
Iowa Veterans Home		2			2
CVS MINUTE CLINIC DIAG OF IND, LLC #6549		2			2
MINUTECLINIC, LLC #1492		2			2
POINTE AT NEW PORT PLACE,THE		2			2
NORTH PINELLAS CHILDRENS MEDICAL CENTER INC			2	100%	2
MEDICAL CENTER LABORATORY			2	100%	2
COVID PROCESSING SITE			2	100%	2
KAILOS GENETICS INC			2	100%	2
SPECTRUM HEALTH			2	100%	2
MINUTECLINIC, LLC #4682		2			2
HOLLY HILL HOME INFUSION SERVICE		2			2
MEDEXPRESS URGENT CARE - LEDGEWOOD		2			2
LEGACY LABORATORY SERVICES			2	100%	2

# COVID-19: testing by laboratory

Data through Jan 11, 2021 verified as of Jan 12, 2021 at 09:25 AM

Data in this report are provisional and subject to change.

The numbers in the table below represent the number of Florida and non-Florida residents for whom test results were received by the Department of Health. A person can be tested by more than one laboratory and can have both positive and negative results. **Therefore, the sum of the numbers in each column will be larger than the total number of people tested.**

Reporting lab	Inconclusive	Negative	Positive	Percent positive	Total
VALLEY MEDICAL LABORATORY			2	100%	2
SPRINGHILL SENIOR RESIDENCE		2			2
NEIGHBORCARE PHARMACY SERVICES		2			2
TRINITAS REGIONAL MEDICAL CENTER		1	1	50%	2
BAY CORRECTIONAL AND REHABILITATION FACILITY			2	100%	2
Kennedy University Hospital -Wash Twp L		2			2
UNIVERSTIY OF ILLINOIS HOSPITAL			2	100%	2
SUNNYSIDE MANOR		2			2
NORTH MCALLEN PEDIATRIC CENTER			2	100%	2
Kroger 571 - The Little Clinic Hendersonville		1	1	50%	2
PALM BAY COMMUNITY OUTPATIENT CLINIC		2			2
ADVANCED RESEARCH FOR HEALTH IMPROVEMENT		1	1	50%	2
ADVENTIST HINSDALE HOSPITAL LABORATORY			2	100%	2
TENNESSEE DEPARTMENT OF HEALTH (TDH) - REGIONAL LABORATORY			2	100%	2
MED TECH SERVICES OF PALM BEACH INC		2			2
TMH PHYSICIAN PARTNERS MONTICELLO		1	1	50%	2
441 URGENT CARE-MULBERRY			2	100%	2
VITRO MOLECULAR LABORATORIES			2	100%	2
BD MEDICAL SYSTEMS			2	100%	2
OELWEIN HEALTH CARE CENTER		2			2
MAJESTIC GUARDIANS			2	100%	2
DOCTORS MEDICAL CTR OF WALTON COUNTY			2	100%	2
PIEDMONT HOSPITAL LAB			2	100%	2
ST. MARY'S HOSPITAL			2	100%	2
KESHAV RX LLC		2			2
Rosedale Green		2			2
PANCARE HEALTH - SNEADS ELEMENTARY			2	100%	2
MADISON HOSPITAL LABORATORY			2	100%	2
RELIANT IMMUNE DIAGNOSTICS			2	100%	2
MEDEXPRESS-HOUSTON EAST FWY		1	1	50%	2
THE PATHOLOGY LABORATORY		1	1	50%	2
DEPARTMENT OF HEALTH AND HUMAN SERVICES DIVISION OF BEHAVIORAL HEALTH		1	1	50%	2
MINUTECLINIC DIAGNOSTIC MED GRP OF CA		2			2
ACL LABORATORIES INDUSTRIAL TOXICOLOGY			2	100%	2
MINUTECLINIC DIAGNOSTIC OF OHIO #7790		1	1	50%	2
SARASOTA MEMORIAL MEDICAL URGENT CARE CENTER			2	100%	2
BRIGHAM AND WOMEN'S HOSPITAL			2	100%	2
FIRST CHOICE MEDICAL PC			2	100%	2
JUST BELIEVE RECOVERY CENTER			2	100%	2
VETERANS AFFAIRS MEDICAL CENTER - GREATER LOS ANGELES			2	100%	2
GRAND VILLA OF NEW PORT RICHEY			2	100%	2
LAKE CONWAY URGENT CARE LLC		1	1	50%	2
BAYFRONT FAMILY HEALTH CENTER			2	100%	2
MD NOW URGENT CARE MEDICAL CENTERS INC			2	100%	2
EMORY UNIVERSITY HOSPITAL			2	100%	2
CARE NOW, INC			2	100%	2
MINUTE CLINIC DIAGNOSTIC OF KANSAS PA		2			2



# COVID-19: testing by laboratory

Data through Jan 11, 2021 verified as of Jan 12, 2021 at 09:25 AM

Data in this report are provisional and subject to change.

The numbers in the table below represent the number of Florida and non-Florida residents for whom test results were received by the Department of Health. A person can be tested by more than one laboratory and can have both positive and negative results. **Therefore, the sum of the numbers in each column will be larger than the total number of people tested.**

Reporting lab	Inconclusive	Negative	Positive	Percent positive	Total
MEDEXPRESS URGENT CARE - OMAHA N 72 ST		2			2
INTEGRATED REGIONAL LABS			2	100%	2
POINT OF CARE PRIVATE HEALTH MANAGEMENT			2	100%	2
BMC/JACSONVILLE		1	1	50%	2
VALLEY BAPTIST MEDICAL CENTER: BROWNSVILLE			2	100%	2
GOLDMAN SACHS HEALTH CENTER		2			2
ATRIA SAN PABLO			2	100%	2
HEARTLAND - CHARLESTON OF HANAHAN SC,		2			2
PM PEDIATRICS OF BAYSIDE, PLLC - MANHASSET		2			2
CITY OF NEW YORK DEPARTMENT OF HEALTH			2	100%	2
CORAL REEF NURSING & REHABILITATION CENTER		2			2
LEE MEMORIAL HOSPITAL BLOOD GAS LAB			2	100%	2
HENDRY/GLADES COUNTY HEALTH DEPARTMENT		2			2
STUART SURGERY CENTER, LLC			2	100%	2
Metro West Nursing and Rehab			2	100%	2
CARILLON SPORTS AND FAMILY MEDICINE		1	1	50%	2
TALLAHASSEE MEMORIAL HEALTHCARE FAMILY MED RESIDENCY			2	100%	2
Parkside Villa		2			2
ADVANCED MEDICAL CARE			2	100%	2
ASCENSION ST MICHAEL'S HOSPITAL LAB		1	1	50%	2
INSPIRIT SENIOR LIVING			2	100%	2
DUKE HEALTH REGIONAL HOSPITAL			2	100%	2
SANFORD REGIONAL HOSPITAL WORTHINGTON		2			2
OCALA REGIONAL KIDNEY CENTER-WEST			2	100%	2
OPTUM PRIMARY CARE - SILVER LAKES			2	100%	2
UC CORAL GABLES			2	100%	2
MEDEXPRESS URGENT CARE - BRIDGEVILLE		2			2
FLORIDA COMMUNITY HEALTH CENTERS, INC.			2	100%	2
HOUSTON HEALTH DEPARTMENT - BUREAU OF LABORATORY SERVICES			2	100%	2
ST. ELIZABETH HEALTHCARE			2	100%	2
MINUTECLINIC INCORPORATE, LLC		2			2
SENDER RETREAT ADULT DAY CARE CENTERS			2	100%	2
ADULT MEDICINE OF LAKE COUNTY INC			2	100%	2
MANSFIELD MEDICAL LODGE			2	100%	2
MINUTECLINIC DIAGNOSTIC OF SC, LLC #4		2			2
SOUTHERN TENNESSEE MEDICAL CENTER			2	100%	2
CENTRAL FLORIDA FAMILY HEALTH CENTER		2			2
SCIENTIA DIAGNOSTICS			2	100%	2
SIMMONS			2	100%	2
SUNCOAST BLOOD BANK			2	100%	2
MINUTECLINIC DIAGNOSTIC MEDICAL		2			2
EAST NAPLES PEDIATRICS			2	100%	2
MEMORIAL HERMANN CONSOLIDATED LABORATORY SERVICES			2	100%	2
SUPERIOR RESIDENCES OF CLERMONT		2			2
ASCENSION ST VINCENT'S RIVERSIDE			2	100%	2
MINUTECLINIC DIAG OF IND LLC #1367		2			2
BERGEN NEW BRIDGE M		2			2

# COVID-19: testing by laboratory

Data through Jan 11, 2021 verified as of Jan 12, 2021 at 09:25 AM

Data in this report are provisional and subject to change.

The numbers in the table below represent the number of Florida and non-Florida residents for whom test results were received by the Department of Health. A person can be tested by more than one laboratory and can have both positive and negative results. **Therefore, the sum of the numbers in each column will be larger than the total number of people tested.**

Reporting lab	Inconclusive	Negative	Positive	Percent positive	Total
PHYSICIANS CARE INC		1	1	50%	2
NAVAL MEDICAL CENTER			2	100%	2
NEBRASKA MEDICAL CENTER			2	100%	2
GRAND VILLA OF MELBOURNE			2	100%	2
MORRISTOWN MEMORIAL HOSPITAL		2			2
MIDDLEBURG PEDIATRICS			2	100%	2
MERCY HEALTH LAB		1	1	50%	2
HEART OF FLORIDA HEALTH CENTER INC			2	100%	2
STEBEN COUNTY PUBLIC HEALTH		2			2
LAKEVIEW TERRACE HOME HEALTH SERVICES LLC			2	100%	2
MINUTECLINIC, LLC, DBA MINUTECLINIC #6		2			2
MEDEXPRESS URGENT CARE - WHEELING		1	1	50%	2
LIFT HEALTH		2			2
ADVANCED PEDIATRICS			2	100%	2
BAYSTATE MEDICAL CENTER		1	1	50%	2
BIONIC TECHNOLOGIES CORPORATION			2	100%	2
HAWAII DEPARTMENT OF HEALTH			2	100%	2
FLORIDA KEYS PED & ADOLES CTR			2	100%	2
MEDLOGIC, LLC		2			2
VIRGINIA DEPT OF HEALTH OFFICE OF EPIDEMIOLOGY			2	100%	2
MINUTECLINIC DIAGNOSTIC OF OHIO #6192		2			2
AMI ST FRANCIS HOSPITAL LABORATORY		1	1	50%	2
Macon Valley Nursing and Rehabilitation Center		2			2
LABRADOR PRIMARY CARE CENTER			2	100%	2
NEW YORK STATE DEPARTMENT OF HEALTH		1	1	50%	2
ACCESS LABORATORIES LLC			2	100%	2
BEECHTREE MOLECULAR LAB LLC			2	100%	2
MEDEXPRESS URGENT CARE- ALLISON PARK		1	1	50%	2
MINUTECLINIC DIAG OF IND, LLC #6910		2			2
REELFOOT FAMILY WALK IN CLINIC - TIPT		2			2
PTC LABORATORIES			2	100%	2
LILY PHARMACY		2			2
ACCESS MEDICAL GROUP OF FLORIDA CITY			2	100%	2
EXPEDIAN URGENT CARE			2	100%	2
ADVENTHEALTH MEDICAL GROUP INTERNAL MEDICINE AT			2	100%	2
ADVENTHEALTH MEDICAL GROUP FAMILY MEDICINE AT RDV		2			2
SYLVAN NURSING			2	100%	2
Bethany Health and Rehab		2			2
Jackson Health Care Facility			2	100%	2
MINUTECLINIC DIAG OF IND, LLC #6472		2			2
TAMPA INTERNATIONAL AIRPORT			2	100%	2
Cleveland Clinic Weston			2	100%	2
PINARD HOME HEALTH SERVICES INC			2	100%	2
RUSSELL MEDICAL CENTER		2			2
ADVENTHEALTH EAST ORLANDO EMPLOYEE CLINIC		2			2
CONEMAUGH MEMORIAL MEDICAL CENTER		2			2
MEDEXPRESS URGENT CARE GREENSBURG		2			2

# COVID-19: testing by laboratory

Data through Jan 11, 2021 verified as of Jan 12, 2021 at 09:25 AM

Data in this report are provisional and subject to change.

The numbers in the table below represent the number of Florida and non-Florida residents for whom test results were received by the Department of Health. A person can be tested by more than one laboratory and can have both positive and negative results. **Therefore, the sum of the numbers in each column will be larger than the total number of people tested.**

Reporting lab	Inconclusive	Negative	Positive	Percent positive	Total
Good Samaritan Society-Blackduck		1	1	50%	2
SUWANNEE COUNTY SHERIFF OFFICE			2	100%	2
MINUTECLINIC DIAG OF IND, LLC #8645		2			2
MINUTECLINIC DIAG OF IND LLC #6998		1	1	50%	2
INTERNAL MEDICINE & PEDIATRICS WELLNESS CENTER			2	100%	2
MEDEXPRESS URGENT CARE-SELINGSGROVE		2			2
STARR COUNTY MEMORIAL HOSPITAL			2	100%	2
CVS HEALTH, #1994		1	1	50%	2
Kroger 745 - The Little Clinic Somerset		2			2
EXCEPTIONAL EMERGENCY CENTER - AMARILLO			2	100%	2
CHEROKEE COUNTY HEALTH AND REHAB CENTER		2			2
MINUTE CLINIC LLC #4017		2			2
Kroger 853 - The Little Clinic East Broad Street		2			2
LIFESPRING COMMUNITY HEALTH		2			2
LEXINGTON PLACE			2	100%	2
MEDEXPRESS URGENT CARE - LINCOLN N 26T		2			2
GIGI WOOD DAVIS DO-FAMILY MEDICINE		2			2
CAREWELL JW - WORCESTER LNC			2	100%	2
NEW GEN LABS			2	100%	2
MEDEXPRESS URGENT CARE - CEDAR KNOLLS		2			2
ROCKEFELLER UNIVERSITY CLINICAL GENOMICS LABORATOR		2			2
LIFE CARE CENTER OF SKAGIT VALLEY		2			2
MIDWAY PRIMARY CARE LLC		2			2
MINUTECLINIC DIAGNOSTIC OF LOUISIANA,		1	1	50%	2
COMPLETE HEALTH MEDICAL CENTER			2	100%	2
MAGNOLIA ADULT, LLC			2	100%	2
MEDEXPRESS URGENT CARE-BLOOMFIELD AVEN		2			2
87TH MEDICAL GROUP – MCGUIRE AMBULATORY CARE FACILITY		2			2
HOME DOCS		1	1	50%	2
UNIVERSITY HOSPITAL OF BROOKLYN		2			2
PROPATH			2	100%	2
MEDEXPRESS URGENT CARE - WEST ST PAUL, ROBERT ST S		2			2
COASTAL MEDICAL LAB			2	100%	2
US LABS		2			2
BOONES CREEK URGENT CARE		1	1	50%	2
ADVOCATE SHERMAN HOSPITAL			2	100%	2
PALM MEDICAL CENTER - PLANT CITY		2			2
COOPER CLINIC			2	100%	2
STARLING AT NOCATEE			2	100%	2
KIMBERLY J HENDERSON MD PC		1	1	50%	2
JOHNSON CITY MEDICAL CENTER		1	1	50%	2
SPRING HILL REGIONAL HOSPITAL			2	100%	2
Parkridge Specialty Care		2			2
SKIPPACK MEDICAL LAB			2	100%	2
SOUTHSIDE FAMILY MEDICAL		2			2
COL CROSSROAD		1	1	50%	2
Fort Gaines Health and Rehab		2			2

# COVID-19: testing by laboratory

Data through Jan 11, 2021 verified as of Jan 12, 2021 at 09:25 AM

Data in this report are provisional and subject to change.

The numbers in the table below represent the number of Florida and non-Florida residents for whom test results were received by the Department of Health. A person can be tested by more than one laboratory and can have both positive and negative results. **Therefore, the sum of the numbers in each column will be larger than the total number of people tested.**

Reporting lab	Inconclusive	Negative	Positive	Percent positive	Total
FLORIDA DEPARTMENT OF HEALTH IN ESCAMBIA COUNTY		1	1	50%	2
PEPIN ACADEMIES-PASCO		2			2
HEARTLAND HOME HEALTH CARE		2			2
PEACEHEALTH CENTRAL		2			2
MED EXPRESS URGENT CARE PC - MARYLAND		2			2
MEDEXPRESS URGENT CARE-SALINA, S 9TH ST		2			2
BRANDYWYNE HEALTH CARE CENTER			2	100%	2
UNIVERSITY HOSPITALS OF CLEVELAND			2	100%	2
MURFREESBORO MEDICAL CLINIC		2			2
CARE CENTERS OF NASSAU LLC MINER ROAD SOUTH		2			2
VA PRIMARY CARE ANNEX			2	100%	2
SPECIALTY LABORATORIES			2	100%	2
Church Creek SNF			2	100%	2
NEMOURS CHILDRENS PRIMARY CARE			2	100%	2
MEDEXPRESS URGENT CARE FOX CHAPEL		2			2
ASHLEY PEDIATRICS			2	100%	2
WOMENS CARE FLORIDA LLC-LABORATORY		2			2
SPECTRA LABS		1	1	50%	2
HEALTHPARK MEDICAL CTR NURSING SVC		2			2
MARTIN MEDICAL CENTER INC		1	1	50%	2
VILLA HEALTH NH LLC			2	100%	2
LEE MEMORIAL HEALTH SYSTEM D/B/A			2	100%	2
ST. JOSEPH REGIONAL MEDICAL CENTER			2	100%	2
SUNBRIDGE CARE & REHAB FOR DECATUR		2			2
MEDEXPRESS URGENT CARE-CLOQUET		2			2
OURMED		2			2
FLORIDA PRIMARY CARE CENTER PA		2			2
AdventHealth Care Center Orlando North			2	100%	2
REGIONAL MEDICAL CENTER BAYONET POINT			2	100%	2
BAYCARE LABORATORIES			2	100%	2
BENEVA LAKES ASSISTED LIVING CENTER			2	100%	2
MINUTECLINIC DIAGNOSTIC OF TEXAS, LLC #7435		2			2
AFC PHYSICIANS OF FLORIDA, PA			2	100%	2
ROPER HOSPITAL			2	100%	2
BAYSHORE MEDICAL CENTER			2	100%	2
DMC UNIVERSITY LABORATORIES		1	1	50%	2
PALM BEACH GARDENS MEDICAL CENTER			2	100%	2
MINUTECLINIC DIAGNOSTIC OF TN, PC 6438		1	1	50%	2
JOHN D. ARCHBOLD MEM. HOSPITAL			2	100%	2
New Jersey Aim At Smg		2			2
PALM CITY NURSING AND REHAB CENTER			2	100%	2
UK HEALTHCARE			2	100%	2
RENFREW CENTERS INC		2			2
MEDEXPRESS URGENT CARE-MT PLEASANT		1	1	50%	2
CVS MINUTE CLINIC DIAGNOSTIC OF KANSAS, PA		2			2
Walgreens #10207		2			2
TRICORE REFERENCE LABORATORY		1	1	50%	2

# COVID-19: testing by laboratory

Data through Jan 11, 2021 verified as of Jan 12, 2021 at 09:25 AM

Data in this report are provisional and subject to change.

The numbers in the table below represent the number of Florida and non-Florida residents for whom test results were received by the Department of Health. A person can be tested by more than one laboratory and can have both positive and negative results. **Therefore, the sum of the numbers in each column will be larger than the total number of people tested.**

Reporting lab	Inconclusive	Negative	Positive	Percent positive	Total
MINUTECLINIC DIAG OF IND, LLC #6648		1	1	50%	2
WISE HEALTH SYSTEM		1	1	50%	2
BAPTIST HOSPITAL EMPLOYEE HEALTH OFF			2	100%	2
NATIONWIDE LABORATORY SERVICES		1	1	50%	2
CERTIVIA LABORATORIES			2	100%	2
GINKGO-IXLAYER		2			2
Alden Terrace of McHenry			2	100%	2
CROSSROADS			2	100%	2
CLEVELAND CLINIC IMAGING			2	100%	2
GUIDEWELL EMERGENCY MEDICINE DOCTORS LLC			2	100%	2
LOWELL GENERAL HOSPITAL			2	100%	2
FLORIDA MEDICAL CLINIC -INTERNAL MED DADE CITY			2	100%	2
CELEBRATION PEDIATRICS PA			2	100%	2
ADVENTHEALTH MEDICAL GROUP PEDIATRICS		1	1	50%	2
WHITESANDS OUTPATIENT TREATMENT		2			2
BAPTIST HEALTHCARE - LAKEVIEW CENTER INC		2			2
CALLAWAY CLINIC		1	1	50%	2
LEESBURG REGIONAL MEDICAL CENTER URGENT CARE			2	100%	2
SARASOTA PERSONAL MEDICINE		2			2
MAYO CLINIC GROUP PRACTICE LABORATORY			2	100%	2
Workmens Circle Multicare Center		2			2
Lakeside Oaks Care Center			2	100%	2
STPET		1	1	50%	2
WALGREENS #13605		2			2
Avanti Wellness and Rehab			2	100%	2
FLORIDA HOSPITAL PHYSICIANS GROUP			2	100%	2
MIDLAND MEMORIAL HOSPITAL			2	100%	2
ARLINGTON DIALYSIS CENTER LLC		2			2
CEDARS-SINAI MEDICAL CENTER			2	100%	2
CLAYMED OF NORTH FLORIDA			2	100%	2
PROHEALTH PRIMARY CARE - GLEN OAKS		2			2
ACKERMAN CANCER CENTER		2			2
CITRUS PARK			2	100%	2
CELEBRATION PEDIATRICS			2	100%	2
PLASMA MED RESEARCH DBA		2			2
HARLEM HOSPITAL CENTER		2			2
VOLUNTEERS OF AMERICA OF FLORIDA			2	100%	2
VAULT HEALTH			2	100%	2
SOUTH LAKE FAMILY HEALTH CENTER			2	100%	2
AMERICAN MEDICAL LABORATORIES			2	100%	2
POMERENE HOSPITAL			2	100%	2
CALIFORNIA DIVISION OF COMMUNICABLE DISEASE CONTROL			2	100%	2
CVS MINUTE CLINIC DIAGNOSTIC OF TN #3293		2			2
NLC LABS			2	100%	2
SUNRISE SENIOR LIVING OF JACKSONVILLE			2	100%	2
MARCO ISLAND HOSPITAL INC D/B/A		1	1	50%	2
MINUTECLINIC DIAGNOSTICS OF IND LLC		1	1	50%	2



# COVID-19: testing by laboratory

Data through Jan 11, 2021 verified as of Jan 12, 2021 at 09:25 AM

Data in this report are provisional and subject to change.

The numbers in the table below represent the number of Florida and non-Florida residents for whom test results were received by the Department of Health. A person can be tested by more than one laboratory and can have both positive and negative results. **Therefore, the sum of the numbers in each column will be larger than the total number of people tested.**

Reporting lab	Inconclusive	Negative	Positive	Percent positive	Total
QUALITY MEDICAL CARE			2	100%	2
UT AUSTIN UNIVERSITY HEALTH SERVICES			2	100%	2
FLORIDA MEDICAL CLINIC RADIOLOGY DALE MABRY		2			2
BAYLOR COLLEGE OF MEDICINE			2	100%	2
HCR MANOR CARE SERVICES OF FLORIDA III INC		2			2
NEMOURS CHILDREN'S PRIMARY CARE THE VILLAGES		2			2
MINUTE CLINIC DIAGNOSTIC MED GRP		2			2
U OF MIAMI MILLER SCHOOL OF MEDICINE			2	100%	2
GRAND VILLA OF ORMOND BEACH		2			2
MEDEXPRESS URGENT CARE, HERMITAGE		1	1	50%	2
PHYSICIANS REGIONAL MEDICAL CTR - COLLIER BLVD			2	100%	2
CELEBRATION PRIMARY CARE ASSOCIATES LLC		2			2
OAKBRIDGE TERRACE AT SAE			2	100%	2
BOND COMMUNITY HEALTH CENTER			2	100%	2
TGH Brandon Healthplex Laboratory			2	100%	2
ADVENTHEALTH IMAGING PARTIN SETTLEMENT			2	100%	2
CHESTERFIELD HEALTHCARE GROUP, INC		2			2
LAKELAND REGIONAL HEALTH		2			2
WALGREENS #05477		2			2
NITIN BAWA PROFESSIONAL ASSOCIATES			2	100%	2
FLORIDA SCHOOL FOR THE DEAF & BLIND			2	100%	2
LIFETIME FAMILY URGENT CARE			2	100%	2
CLINICA HISPANIA			2	100%	2
ROYAL PALM MEDICAL GROUP, INC		2			2
MINUTECLINIC DIAGNOSTIC OF TN PC #242		2			2
CARE 365			2	100%	2
MID-FLORIDA HEMATOLOGY AND ONCOLOGY CENTERS		2			2
CLEARWATER PAIN MANAGEMENT ASSOCIATES			2	100%	2
NAVAL BRANCH MEDICAL CLINIC			2	100%	2
WASHINGTON STATE DEPARTMENT OF HEALTH PUBLIC HEALTH LABORATORIES			2	100%	2
FEDERAL CORRECTIONAL INSTITUTION MARIANNA			2	100%	2
MEDICAL CENTER AT OCEAN REEF,THE		2			2
DEPARTMENT OF HEALTH AND HUMAN SERVICES			2	100%	2
MEMORIAL HERMANN			2	100%	2
JACKSON LABORATORY OF GENOMIC MEDICINE		2			2
BETHPAGE EXTENDED HOURS CENTER		2			2
METROHEALTH SYSTEM			2	100%	2
BAYFRONT HMA CONVENIENT CARE, LLC		2			2
Delaware Court Healthcare Center		2			2
DES PLAINES CLINICAL LAB			2	100%	2
TENNESSEE VALLEY HCS			2	100%	2
MEDEXPRESS URGENT CARE - SPRINGDALE, S 40TH STREET		2			2
UWMC MONTLAKE DEPT OF LAB MED			2	100%	2
MINUTECLINIC, DIAGNOSTIC OF TEXAS, LLC		2			2
PERSONAL PHYSICIAN CARE PA			2	100%	2
SOUTH DAKOTA DEPARTMENT OF HEALTH		2			2
BENTON PEDIATRICS		2			2

# COVID-19: testing by laboratory

Data through Jan 11, 2021 verified as of Jan 12, 2021 at 09:25 AM

Data in this report are provisional and subject to change.

The numbers in the table below represent the number of Florida and non-Florida residents for whom test results were received by the Department of Health. A person can be tested by more than one laboratory and can have both positive and negative results. **Therefore, the sum of the numbers in each column will be larger than the total number of people tested.**

Reporting lab	Inconclusive	Negative	Positive	Percent positive	Total
COMMUNITY MEDICAL CENTER			2	100%	2
SANIBEL MEDICAL CLINIC			2	100%	2
DIAGNOSTIC & MEDICAL SPECIALISTS OF GREENWICH		2			2
Gracemore Nursing and Rehab		2			2
USCG SECTOR ST PETE		1	1	50%	2
DELAWARE DIAGNOSTICS LABS			2	100%	2
MARTHA A PRICE MD PA		1	1	50%	2
MEDEXPRESS URGENT CARE - SOUTH CHARLESTON		2			2
ELMHURST MEMORIAL HOSPITAL			2	100%	2
MINUTECLINIC DIAGNOSTIC OF PENNSYLVAN		2			2
GRACE HEALTHCARE OF LAKE WALES		1	1	50%	2
SPARROW CENTRAL LAB			2	100%	2
MINUTECLINIC DIAGNOSTIC OF TN PC #442		2			2
SCIENTIFIC LABORATORY COMPANY		2			2
SOMA MEDICAL CENTER MD PA #7 ATTN PEDIATRICS			2	100%	2
MINUTECLINIC DIAGNOSTIC OF OHIO #2964		2			2
Bedford Care Center of Hattiesburg		2			2
SIGNATURE HEALTHCARE OF MIDDLEBURG		2			2
JEFFERSON WASHINGTON TOWNSHIP HOSPITAL		2			2
CHARLOTTE COUNTY HEALTH DEPARTMENT			2	100%	2
MEDEXPRESS URGENT CARE, BELLE VERNON		2			2
MINUTECLINIC, LLC (CLINIC 10928)		2			2
HEALTH & REHAB CTR AT DOLPHINS VIEW, THE			2	100%	2
NEW BRIDGE MEDICAL CENTER		2			2
RAINY LAKE MEDICAL CENTER			2	100%	2
COOK HOSPITAL AND CARE CENTER		1	1	50%	2
DEPT OF HEALTH			2	100%	2
GULF COAST PEDIATRICS OF SARASOTA PA		1	1	50%	2
CURATIVE		1	1	50%	2
CVS HEALTH MINUTE CLINIC			2	100%	2
MED FUSION			2	100%	2
MEDICAL CITY DALLAS HOSPITAL			2	100%	2
TRUE HEALTH INC			2	100%	2
FLAGLER PROFESSIONAL HEALTH CAE SERVICES INC		2			2
MINUTECLINIC MINUTECLINIC #8505		2			2
MEDEXPRESS URGENT CARE - LINCOLN VILLA		2			2
Iron County Medical Care Facility		2			2
WHOLE CHILD PEDIATRICS			2	100%	2
CLEAR LAKE REGIONAL MEDICAL CENTER			2	100%	2
BERGEN COUNTY SURGICAL AND ENDOSCOPY CENTER		2			2
ADVANCED MEDICAL OF FLORIDA			2	100%	2
MEDEXPRESS URGENT CARE-CHIPPEWA		1	1	50%	2
ST LUKES HOSPITAL			2	100%	2
MAWD PATHOLOGY GROUP			2	100%	2
CVS MINUTE CLINIC DIAGNOSTIC MED GRP		2			2
WEST COAST PEDIATRICS			2	100%	2
BFT LAB			2	100%	2

# COVID-19: testing by laboratory

Data through Jan 11, 2021 verified as of Jan 12, 2021 at 09:25 AM

Data in this report are provisional and subject to change.

The numbers in the table below represent the number of Florida and non-Florida residents for whom test results were received by the Department of Health. A person can be tested by more than one laboratory and can have both positive and negative results. **Therefore, the sum of the numbers in each column will be larger than the total number of people tested.**

Reporting lab	Inconclusive	Negative	Positive	Percent positive	Total
FLORIDA DEPARTMENT OF HEALTH (FDOH)			2	100%	2
VERILY LIFE SCIENCES		2			2
VANAYER HEALTHCARE AND REHAB CENTER		2			2
Great Lakes Health Center			2	100%	2
HOME ACCESS HEALTH			2	100%	2
DALLAS MEDICAL CENTER			2	100%	2
DISCOVERY VILLAGE AT DEERWOOD			2	100%	2
BRITO MEDICAL CENTER			2	100%	2
ADVANCED URGENT CARE LLC			2	100%	2
MEDEXPRESS URGENT CARE - HOLLINS		2			2
POMONA VALLEY COMMUNITY HOSPITAL			2	100%	2
MINUTECLINIC DIANOSTIC OF VIRGINIA, LL		2			2
NATIONAL JEWISH HEALTH			2	100%	2
MEDEXPRESS URGEN CARE - EAST BRUNSWICK		2			2
MINUTECLINIC DIAGNOSTIC OF OHIO #3407		2			2
BROWNE MEDICAL LLC		1	1	50%	2
MINUTE CLINIC LLC # 2033		1	1	50%	2
CVS MINUTE CLINIC DIAGNOSTIC OF TN #6044		2			2
LEE PHYSICIAN GROUP		1	1	50%	2
LAB CORP OF AMER SAN DIEGO			2	100%	2
A+ URGENT/PRIMARY CARE			2	100%	2
PRINCETON BMC LABORATORY		2			2
HOLY FAMILY MEDICAL CENTER		1	1	50%	2
MIDWAY SPECIALTY CARE RX LLC			2	100%	2
LAKE MARY HEALTH AND REHABILITATION CENTER		1	1	50%	2
University Center East			2	100%	2
FHPG TAMPA PRIMARY CARE			2	100%	2
MEDEXPRESS - WILMINGTON KIRKWOOD HIGHWAY		2			2
THE CLUB AT BOYNTON BEACH, LLC			2	100%	2
MINUTECLINIC 7196		2			2
RIGHT AT HOME			2	100%	2
MINUTECLINIC, LLC #03268		2			2
SANTA ROSA COUNTY HEALTH DEPARTMENT			2	100%	2
ST. LUCIE COUNTY HEALTH DEPARTMENT		1	1	50%	2
AIRPORT CLINIC			2	100%	2
NOVA SOUTHEASTERN UNIVERSITY - STUDENT MEDICAL CTR			2	100%	2
OUR LADY OF THE LAKE REGIONAL MEDICAL CENTER			2	100%	2
APC PEDIATRICS			2	100%	2
INTEGRITY CLINICAL RESEARCH CENTER INC		1	1	50%	2
AMERICAN HEALTH ASSOC. LABORATORY SOUTH			2	100%	2
MEDEXPRESS URGENT CARE - JEANNETTE		2			2
UTMB PATHOLOGY CLINICAL SERVICES LABORATORY			2	100%	2
24TH WEAPONS OF MASS DESTRUCTION - CIVIL SUPPORT		2			2
SINAI PLAZA NURSING AND REHAB CENTER			2	100%	2
SOUTH COUNTY MENTAL HEALTH CENTER INC			2	100%	2
BAYCARE MEDICAL GROUP, INC		2			2
Cedar Valley Nursing & Rehab Center		2			2

# COVID-19: testing by laboratory

Data through Jan 11, 2021 verified as of Jan 12, 2021 at 09:25 AM

Data in this report are provisional and subject to change.

The numbers in the table below represent the number of Florida and non-Florida residents for whom test results were received by the Department of Health. A person can be tested by more than one laboratory and can have both positive and negative results. **Therefore, the sum of the numbers in each column will be larger than the total number of people tested.**

Reporting lab	Inconclusive	Negative	Positive	Percent positive	Total
FRESENIUS MEDICAL CARE			2	100%	2
GEISINGER MEDICAL CENTER		2			2
ARCPPOINT LABS OF ALTAMONTE SPRINGS			2	100%	2
CPL LABS			2	100%	2
MINUTE CLINIC LLC #5706		1	1	50%	2
Elba Nursing and Rehabilitation Center, LLC		2			2
DRR JMC URGENT CARE DONALD ROSS			2	100%	2
MEMORIAL SLOAN KETTERING CANCER CENTER		1	1	50%	2
HANOVER ENDOSCOPY CENTER		2			2
STUDENT HEALTH SERVICES			2	100%	2
Robert Cranfield			2	100%	2
RAPID URGENT CARE - ALBANY			2	100%	2
SAFE PMC		2			2
HEALTH EXPRESS URGENT CARE			2	100%	2
NORTHWELL HEALTH			2	100%	2
THE FOUNTAIN AT BOCA CIEGA BAY		2			2
PREMIER MEDICAL LABORATORY			2	100%	2
MINUTECLINIC MINUTECLINIC #921		2			2
MINUTE CLINIC DIAGNOSTIC OF SOUTH CAROLINA		1	1	50%	2
KINGS BAY PEDIATRICS LLC			2	100%	2
BAPTIST HEALTH LEXINGTON			2	100%	2
Warren Center for Rehabilitation and Nursing		2			2
AFFORDABLE PRIMARY CARE LLC		2			2
BIOHEALTH MEDICAL LAB INC			2	100%	2
PALOS COMMUNITY HOSPITAL LABORATORY			2	100%	2
EASTLAKE MEDICAL CENTER		2			2
UNIVERSITY OF KANSAS MEDICAL CENTER			2	100%	2
MINUTE CLINIC DIAGNOSTIC OF VIRGINIA, LLC #7543		2			2
AGILE URGENT CARE			2	100%	2
STEWART ST ELIZABETH MEDICAL CENTER			2	100%	2
FL DEPT OF HEALTH MARION COUNTY MOBILE HEALTH UNIT			2	100%	2
MIDDLE TENN MENTAL HEALTH INSTITUTE		2			2
MARQUESA MEDICAL		2			2
GOLDSTEIN			2	100%	2
WEAKLEY COUNTY REHAB AND NURSING CENTER		2			2
Avalon Healthcare and Rehabilitation Center			2	100%	2
NOT GIVEN		1	1	50%	2
AESTHETIC ENHANCEMENTS		2			2
MINUTECLINIC DIAG OF IND, LLC #6483		1	1	50%	2
AMEDISYS HOME HEALTH OF GREENVILLE			2	100%	2
SHELL POINT HOME HEALTH			2	100%	2
FKC AMELIA ISLAND DIALYSIS			2	100%	2
JUPITER INTERNAL MEDICINE AND ASSOCIATES			2	100%	2
CHAPPEL GROUP RESEARCH, THE		2			2
PEACE RIVER MEDICAL CENTER		2			2
HUNT CLUB MEDICAL CARE			2	100%	2
DISCOVERY VILLAGE AT THE FORUM		2			2

# COVID-19: testing by laboratory

Data through Jan 11, 2021 verified as of Jan 12, 2021 at 09:25 AM

Data in this report are provisional and subject to change.

The numbers in the table below represent the number of Florida and non-Florida residents for whom test results were received by the Department of Health. A person can be tested by more than one laboratory and can have both positive and negative results. **Therefore, the sum of the numbers in each column will be larger than the total number of people tested.**

Reporting lab	Inconclusive	Negative	Positive	Percent positive	Total
MINUTE CLINIC, LLC #4650		2			2
MEDEXPRESS URGENT CARE- COLUMBIA HEIGH		2			2
QUICK CARE MED WALK IN AND URGENT CARE			2	100%	2
GENEVA FAMILY HEALTH			1	100%	1
MEMORIALCARE LONG BEACH MEDICAL CENTER			1	100%	1
HARBORCHASE OF VILLAGES CROSSING			1	100%	1
NORTH COUNTRY FAMILY HEALTH CENTER INC		1			1
MEDTOWN PHARMACY			1	100%	1
USCG AIR STATION CLEARWATER CLINIC			1	100%	1
MEDEXPRESS - WILMINGTON CONCORD PIKE		1			1
WALGREENS # 12338		1			1
Bolingreen Health and Rehabilitation		1			1
OMNICARE PHARMACY OF TEXAS 1, LP		1			1
GAMMA HEALTHCARE, INC		1			1
Avera Sr. James Care Center		1			1
Buena Vista Care Center		1			1
CHRISTUS SPOHN HOSPITAL			1	100%	1
MAINE HEALTH AND ENVIRONMENTAL TESTING LABORATORY			1	100%	1
CLIFTON-FINE HOSPITAL LABORATORY		1			1
MD NOW MEDICAL CENTERS, INC			1	100%	1
BOND COUNTY HEALTH DEPARTMENT			1	100%	1
VANDERBILT UNIVERSITY MEDICAL CENTER			1	100%	1
NEVADA DEPARTMENT OF HEALTH AND HUMAN SERVICES			1	100%	1
GADSDEN FAMILY PRACTICE		1			1
Shoreline Care Center			1	100%	1
NABI		1			1
OPTUM OF RED ROAD		1			1
LAWRENCE GENERAL HOSPITAL			1	100%	1
SOUTHWEST FLORIDA DIVISION LAB			1	100%	1
UMASS MEMORIAL MEDICAL CENTER, INC		1			1
BLOSSOMS ASSISTED LIVING 1 LLC			1	100%	1
SACRED HEART HEALTH SYSTEM- MIDWIFE PROGRAM			1	100%	1
MEMORIAL HERMANN HOSPITAL			1	100%	1
CROSSROADS URGENT CARE DBA URGENT TEA		1			1
PASCO COUNTY HEALTH DEPARTMENT			1	100%	1
Strasburg Care Center		1			1
WILSON PEDIATRICS			1	100%	1
CARESPOT EXPRESS HEALTHCARE BOYNTON BEACH			1	100%	1
BROOKDALE NEW PORT RICHEY			1	100%	1
BOSTON PUBLIC HEALTH COMMISSION			1	100%	1
HARRINGTON PARK HEALTH AND REHAB		1			1
NAVARRO MEDICAL CENTERS LLC			1	100%	1
CARE CENTERS OF NASSAU, LLC - HENDRICKS RD		1			1
AFFILIATED LABORATORIES INC			1	100%	1
Walgreens #5421		1			1
SIGNATURE CARE MIDLAND			1	100%	1
Walgreens #5065		1			1



# COVID-19: testing by laboratory

Data through Jan 11, 2021 verified as of Jan 12, 2021 at 09:25 AM

Data in this report are provisional and subject to change.

The numbers in the table below represent the number of Florida and non-Florida residents for whom test results were received by the Department of Health. A person can be tested by more than one laboratory and can have both positive and negative results. **Therefore, the sum of the numbers in each column will be larger than the total number of people tested.**

Reporting lab	Inconclusive	Negative	Positive	Percent positive	Total
WEST COAST CLINICAL LABS INC			1	100%	1
ARTHREX MEDICAL CENTER EAST			1	100%	1
Villa Maria			1	100%	1
CLEVELAND HEARTLAB			1	100%	1
HOUSTON DEPARTMENT OF HEALTH AND HUMAN SERVICES			1	100%	1
AUGUSTA HEALTH CLINICAL LABORATORY			1	100%	1
ENCOMPASS HEALTH REHABILITATION			1	100%	1
PROGRESS PHARMACY INC			1	100%	1
MINUTECLINIC DIAGNOSTIC MED GRP OF ORA			1	100%	1
PUBLIX PHARMACY #1114			1	100%	1
BRANDON OUTREACH CLINIC			1	100%	1
WINKLER COURT			1	100%	1
TEXAS HEALTH ARLINGTON MEMORIAL		1			1
HOLMES FAMILY PRACTICE PA			1	100%	1
BIODORON LABORATORIES			1	100%	1
EXPRESS LAB LIVINGSTON			1	100%	1
WAYNE COUNTY PUBLIC HEALTH		1			1
EVEXIA DIAGNOSTICS			1	100%	1
ACCESS HEALTH CARE PHYSICIANS LLC			1	100%	1
TRUCARE LIVING CENTERS - SELMA			1	100%	1
CHATEAU MADELEINE - SENIOR LIVING & MEMORY CARE			1	100%	1
SWEDISH COVENANT HOSPITAL			1	100%	1
GATEWAY LABORATORIES		1			1
INNOVATIVE HEALTH DIAGNOSTIC OF CALIFORNIA			1	100%	1
EXCEL URGENT CARE OF NJ			1	100%	1
OUCH URGENT CARE			1	100%	1
FALKVILLE HEALTHCARE		1			1
SAINT JOSEPHS HOSPITAL OF ATLANTA			1	100%	1
GENESIS MICROBIOLOGY LAB		1			1
EASTMAN HEALTHCARE & REHAB		1			1
ADVENTHEALTH MEDICAL GROUP UROLOGY AT EAST ORLANDO		1			1
CROSSROADS URGENT CARE PLLC		1			1
San Antonio Residence and Rehabilitation Center		1			1
NASSAU COUNTY HEALTH DEPARTMENT		1			1
QUEST DIAGNOSTICS CLINICAL LABORATORIES INC		1			1
SPECTRUM LUDINGTON			1	100%	1
HARTFORD HEALTH CARE & REHABILITATION			1	100%	1
HERNANDO COUNTY HEALTH DEPT			1	100%	1
ASCENSION ST VINCENT'S MEDICAL CENTER			1	100%	1
BAYLOR SCOTT & WHITE ALL SAINTS MEDICAL CENTER FT			1	100%	1
OMAHA VA MEDICAL CENTER			1	100%	1
FIT4LIFE MEDICAL CENTER			1	100%	1
ANDREWS			1	100%	1
APOPKA FAMILY HEALTH CENTER			1	100%	1
NAPHCARE INC		1			1
CLINICAL LABORATORY DEPARTMENT			1	100%	1
DAYTONA BEACH CENTRA CARE			1	100%	1

# COVID-19: testing by laboratory

Data through Jan 11, 2021 verified as of Jan 12, 2021 at 09:25 AM

Data in this report are provisional and subject to change.

The numbers in the table below represent the number of Florida and non-Florida residents for whom test results were received by the Department of Health. A person can be tested by more than one laboratory and can have both positive and negative results. **Therefore, the sum of the numbers in each column will be larger than the total number of people tested.**

Reporting lab	Inconclusive	Negative	Positive	Percent positive	Total
CLINTON DRUG STORE		1			1
MC DIAGNOSTIC OF CONNECTICUT, PC #252			1	100%	1
Kroger 618 - The Little Clinic Trail Creek Village		1			1
MINUTECLINIC DIAGNOSTIC, PA		1			1
SOUTH FLORIDA DIALYSIS CENTER			1	100%	1
C V S / PHARMACY #833		1			1
NASSAU COUNTY HEALTH DEPARTMENT-FERNANDINA BEACH C		1			1
FLEMING ISLAND CENTER FOR CLINICAL RESEARCH		1			1
DEVANSH LAB WERKS		1			1
FAMILY MEDICINE MEDICAL DRIVE		1			1
HUDSON REGIONAL HOSPITAL			1	100%	1
777 URGENT CARE			1	100%	1
WEST VIRGINIA UNIVERSITY HOSPITALS			1	100%	1
SPARTANBURG REGIONAL MEDICAL CENTER			1	100%	1
ALASKA PUBLIC HEALTH LAB			1	100%	1
PRECISION CLINICAL RESEARCH			1	100%	1
WESTON COUNTY HEALTH SERVICES			1	100%	1
PEDIATRICS IN NORTH FLORIDA PA			1	100%	1
RCP OF MEMORIAL WEST			1	100%	1
RIVERTON CBOC			1	100%	1
IDAHO HEALTH DEPARTMENT			1	100%	1
TENNOVA HEALTHCARE - CLEVELAND			1	100%	1
HANCOCK REGIONAL HOSPITAL		1			1
Oakview Manor Health and Rehab		1			1
BRONSON METHODIST HOSPITAL			1	100%	1
PSL JAX BEACH OPERATIONS LLC			1	100%	1
BLUFFTON HEALTH CENTER			1	100%	1
BHA TITUSVILLE CLINIC			1	100%	1
EVANS FAMILY CARE PA			1	100%	1
MEDICAL ASSOCIATES OF BREVARD LLC		1			1
ODYSSEY HEALTH CARE OF MARION COUNTY LLC		1			1
HEALTH GUAGE			1	100%	1
LIFE CARE CENTER OF HILTON HEAD		1			1
US LABORATORIES			1	100%	1
MEADOWS PARK HEALTH AND REHABILITATION		1			1
BRISTOL REGINAL MEDICAL CENTER			1	100%	1
Crisp Regional Nursing and Rehab Center		1			1
LABORATORY COPRORATION OF AMERICA			1	100%	1
KEY WEST BRANCH MEDICAL CLINIC			1	100%	1
MINUTE CLINIC DIAGNOSTIC OF TN PC #64		1			1
URGENT DOC -NACOGODOCHES CLINIC			1	100%	1
FAMILY PRACTICE OF CENTRAL FLORIDA PA			1	100%	1
MINUTECLINIC LLC (2335)		1			1
Moab Regional Hospital			1	100%	1
CARESPOT - LEE VISTA			1	100%	1
CLERMONT PEDIATRICS, PA			1	100%	1
HARRIS URGENT CARE CENTER			1	100%	1

# COVID-19: testing by laboratory

Data through Jan 11, 2021 verified as of Jan 12, 2021 at 09:25 AM

Data in this report are provisional and subject to change.

The numbers in the table below represent the number of Florida and non-Florida residents for whom test results were received by the Department of Health. A person can be tested by more than one laboratory and can have both positive and negative results. **Therefore, the sum of the numbers in each column will be larger than the total number of people tested.**

Reporting lab	Inconclusive	Negative	Positive	Percent positive	Total
STRINGFELLOW MEMORIAL HOSPITAL		1			1
GSM OCED Subsection			1	100%	1
TMH URGENT CARE CENTER			1	100%	1
TAMPA HEALTH CARE PROVIDERS PA		1			1
DOYLESTOWN HOSPITAL			1	100%	1
Kroger - KRO01100688			1	100%	1
BLACK STALLION WALK IN AND EXERCISE CLINICS LLC		1			1
UNLIMITED MEDICAL SERVICES OF FL PL DBA		1			1
DOCTORS AFTER HOURS URGENT CARE CENTER			1	100%	1
Raleigh Center (WV)			1	100%	1
SILVER SPRINGS SHORES DIALYSIS			1	100%	1
THE INTERNAL MEDICAL GROUP		1			1
MINUTE CLINIC LLC #1909		1			1
FAIRVIEW SOUTHDALE			1	100%	1
LAKE VIEW COURT		1			1
Dulles Health and Rehab Center		1			1
ADVENTHEALTH PHYSICIAN GROUP – APPLEWOOD			1	100%	1
Cerenity Senior Care-White Bear Lake		1			1
PM PEDIATRICS OF SELDEN, PLLC		1			1
SOUTH FLORIDA PEDIATRIC PARTNERS			1	100%	1
LRGHEALTHCARE		1			1
NDX-CORE LAB			1	100%	1
SEATTLE-KING COUNTY			1	100%	1
Manor Care of Dallastown d/b/a ManorCare Health Services - Dallastown		1			1
BOLLES SCHOOL, THE			1	100%	1
Bayou Vista Community Care Center			1	100%	1
SPRINGFIELD HOSPITAL			1	100%	1
PROGRESSIVE MEDICAL RESEARCH			1	100%	1
SHANDS JACKSONVILLE CLINICAL CENTER			1	100%	1
CITRONELLE HEALTH AND REHABILITATION CENTER		1			1
MINUTECLINIC DIAGNOSTIC OF WISCONSIN, LLC		1			1
MEDICAL PAVILION CLINIC			1	100%	1
ALLIANCE LABORATORY SERVICES			1	100%	1
Kroger 353 - The Little Clinic Harpers Point		1			1
MID-FLORIDA PATHOLOGY LLC - MOBILE UNIT # 3			1	100%	1
DISCOVERY AT HOME, LLC			1	100%	1
MEDEXPRESS URGENT CARE - WICHITA, N MAIZE RD		1			1
MRMC LAB MICRO			1	100%	1
LAKE BALDWIN			1	100%	1
MEDEXPRESS URGENT CARE - LEOMINSTER		1			1
WHEATON FRANCISCAN LABORATORY			1	100%	1
Rio Grande City Nursing and Rehab Center			1	100%	1
HEALTH CARE SERVICES LC			1	100%	1
MEMORIAL HOSPITAL LOS BANOS			1	100%	1
DOCTOR'S IN-HOUSE LAB/COMMUNITY HEALTH CENTERS OF PINELLAS – JOHNNIE R			1	100%	1
FLORIDA DEPARTMENT OF HEALTH IN LEE COUNTY			1	100%	1
CHIPOLA QUICK CARE			1	100%	1

# COVID-19: testing by laboratory

Data through Jan 11, 2021 verified as of Jan 12, 2021 at 09:25 AM

Data in this report are provisional and subject to change.

The numbers in the table below represent the number of Florida and non-Florida residents for whom test results were received by the Department of Health. A person can be tested by more than one laboratory and can have both positive and negative results. **Therefore, the sum of the numbers in each column will be larger than the total number of people tested.**

Reporting lab	Inconclusive	Negative	Positive	Percent positive	Total
CURA LABORATORY SERVICES			1	100%	1
MEDEXPRESS URGENT CARE - ROSS TOWNSHIP		1			1
LOCH HAVEN PEDIATRICS			1	100%	1
ASSISTED LIVING AT TREZEVANT		1			1
UPSON REGIONAL MEDICAL CENTER			1	100%	1
DIVERSICARE OF BIG SPRINGS		1			1
15 TO KNOW			1	100%	1
MID FLORIDA COMMUNITY SERVICES			1	100%	1
NORTHEAST FLORIDA HEALTH SERVICES			1	100%	1
CVS HEALTH, #2043		1			1
FLORIDA ADVANCED MEDICAL AND DERM AESTHETICS LLC			1	100%	1
YOUR HEALTH PEDIATRICS			1	100%	1
YOUR HEALTH PEDIATRICS INC			1	100%	1
APPLECARE URGENT CARE KINGSLAND			1	100%	1
ONPOINT URGENT CARE			1	100%	1
BOSTON MEDICAL CENTER			1	100%	1
NFRC CLINICAL LAB			1	100%	1
HARMONY HEALTHCARE ORLANDO INC		1			1
TERRELL URGENT CARE			1	100%	1
ADVANCED HEALTHCARE ASSOCIATES		1			1
PROGRESSIVE MEDICAL LAB LLC			1	100%	1
Monument Health Strugis Care Center		1			1
MOSOLF PEDIATRICS PA			1	100%	1
LAKE REGIONAL HEALTH			1	100%	1
Kroger 619 - The Little Clinic Hendersonville Indian Lake		1			1
Kroger - KRO03400316			1	100%	1
WELLINGTON WEST 100176			1	100%	1
SUN CITY DIAGNOSTIC CENTER			1	100%	1
DEVITA		1			1
DEPARTMENT OF HEALTH AND ENVIRONMENTAL CONTROL			1	100%	1
FRASER MEMORIAL HOSPITAL			1	100%	1
Life Care Center of Paradise Valley		1			1
CMC MERCY LABORATORY			1	100%	1
LANGLADE			1	100%	1
DERMDX, DIV OF AURORA DIAGNOSTICS/BERNHARDT LAB		1			1
PEDIATRIC PARTNERS ZEPHYRHILLS			1	100%	1
Smg At Bridgewater Family Medicine		1			1
LAB TEST KENDALL LLC		1			1
NHLS		1			1
LAKEVIEW HEALTHCARE SYSTEM LLC			1	100%	1
BAPTIST HEALTH PRIMARY CARE AT DORAL			1	100%	1
JACKSBORO URGENT CARE			1	100%	1
INNOVATIVE CARE II LLC			1	100%	1
VERITAS GENETICS, INC.			1	100%	1
NORTH FLORIDA MEDICAL CENTERS INC		1			1
TALLAHASSEE PRIMARY CARE ASSOCIATES PA			1	100%	1
HEALTH FIRST MEDICAL GROUP LLC			1	100%	1

# COVID-19: testing by laboratory

Data through Jan 11, 2021 verified as of Jan 12, 2021 at 09:25 AM

Data in this report are provisional and subject to change.

The numbers in the table below represent the number of Florida and non-Florida residents for whom test results were received by the Department of Health. A person can be tested by more than one laboratory and can have both positive and negative results. **Therefore, the sum of the numbers in each column will be larger than the total number of people tested.**

Reporting lab	Inconclusive	Negative	Positive	Percent positive	Total
OCCUPATIONAL HEALTH CENTER		1			1
BAYLOR SCOTT AND WHITE MEDICAL CENTER -CENTENTENNIAL			1	100%	1
MEDICAL ARTS LABORATORY			1	100%	1
NORTH SHORE HEMATOLOGY-ONCOLOGY ASSOCIATES		1			1
HSRE-ASL CASSELBERRY TRS, LLC			1	100%	1
PATIENT FIRST - LEESBURG			1	100%	1
ORANGE PEDIATRICS PA			1	100%	1
NANCY M WORTHINGTON MD PA			1	100%	1
CARENOW-ATASCOCITA			1	100%	1
CHATSWORTH ASSISTED LIVING COMMUNITY AT PGA NATIONAL			1	100%	1
PLANT CITY FAMILY CARE		1			1
ASCARATE DIALYSIS			1	100%	1
C V S / PHARMACY #4396		1			1
WILMINGTON NURSING AND REHAB			1	100%	1
CENTRAL TX URGENT CARE			1	100%	1
COSTCO PHARMACY #1023			1	100%	1
DAVITA DIALYSIS-NORTH			1	100%	1
WATERBURY HOSPITAL REFERENCE LAB			1	100%	1
ENCOMPASS HEALTH HOME HEALTH		1			1
MEA PRIMARY CARE PLUS BYRAM			1	100%	1
SMITH KLINE			1	100%	1
PREMIER FAMILY AND SPORTS MEDICINE LLC			1	100%	1
ANY LAB TEST NOW JACKSONVILLE		1			1
MEDEXPRESS URGENT CARE - ANDERSON		1			1
JOHN KNOX MANOR INC II			1	100%	1
DR PHILLIPS CENTER FOR WELLNESS		1			1
LP ELIZABETHTON		1			1
Brio of Johnston		1			1
SYNEOS HEALTH			1	100%	1
FLORIDA STATE UNIVERSITY HEALTH SERVICES			1	100%	1
URGENT CARE OF KANSAS CITY			1	100%	1
ALL CARE URGENT CARE			1	100%	1
STANLY REGIONAL MEDICAL CENTER			1	100%	1
ADVANCED MEDICAL RESEARCH CENTER LLC			1	100%	1
MEMORIAL HOSPITAL WEST			1	100%	1
PROVIDENCE PORTLAND MEDICAL CENTER		1			1
FLORIDA DEPARTMENT OF HEALTH IN CITRUS COUNTY		1			1
ALABAMA REFERENCE LAB			1	100%	1
ST PETE DIRECT PRIMARY CARE		1			1
ST. VINCENT HOSPITAL			1	100%	1
ACN PHYSICIANS GROUP CORP			1	100%	1
AVON PARK CLUSTER		1			1
APOLLOMDX LLC			1	100%	1
PALM WEST INTERNIST PA			1	100%	1
SOUTH DADE NURSING & REHABILITATION CENTER			1	100%	1
APS-SUMMIT CARE PHARMACY, LLC DBA OMNICARE		1			1
NORDX			1	100%	1



# COVID-19: testing by laboratory

Data through Jan 11, 2021 verified as of Jan 12, 2021 at 09:25 AM

Data in this report are provisional and subject to change.

The numbers in the table below represent the number of Florida and non-Florida residents for whom test results were received by the Department of Health. A person can be tested by more than one laboratory and can have both positive and negative results. **Therefore, the sum of the numbers in each column will be larger than the total number of people tested.**

Reporting lab	Inconclusive	Negative	Positive	Percent positive	Total
Long Beach Care Center			1	100%	1
MINUTECLINIC DIAG OF IND, LLC #5369		1			1
Kroger - KR070600172		1			1
SUSAN F. WILLIAMS M.D., P.A.			1	100%	1
Regency Square			1	100%	1
GOOD SAMARITAN HOSPITAL			1	100%	1
Consulate Health Care of Tallahassee			1	100%	1
INTEGRATED GENETICS SEQUENOM		1			1
ATHENS LIMESTONE HOSPITAL		1			1
COASTAL SKIN SURGERY AND DERMATOLOGY PL		1			1
MEDEXPRESS URGENT CARE - PATRICK STREE			1	100%	1
MINUTE CLINIC DIAGNOSTIC OF VIRGINIA, LLC #6292		1			1
EDWARD HOSPITAL			1	100%	1
COMMUNITY MEDICAL CENTER-ORANGE CITY		1			1
ARCADIA DIALYSIS CENTER			1	100%	1
TEVAPHARM			1	100%	1
HALEYVILLE HEALTH CARE CENTER		1			1
NATIONAL INSTITUTES OF HEALTH CLINICAL CENTER			1	100%	1
CFP PHYSICIANS GROUP			1	100%	1
INDIAN RIDGE		1			1
UNITED HEALTHCARE			1	100%	1
GASTROENTEROLOGY ASSOC OF PENSACOLA, PA			1	100%	1
MERRILL GARDENS AT CHAMPIONSGATE			1	100%	1
HAVASU REGIONAL MEDICAL CENTER			1	100%	1
CATHOLIC HEALTH LABORATORY SERVICES		1			1
TITUS REGIONAL MEDICAL CENTER			1	100%	1
BAPTIST HOSPITAL OF MIAMI MCI BROWARD LABORATORY			1	100%	1
TRIPLE O MEDICAL SERVICES INC			1	100%	1
MAGNOLIA DIAGNOSTICS, LLC			1	100%	1
Heritage of Red Cloud		1			1
MEDICAL ASSOCIATES OF CARTER		1			1
MINUTECLINIC DIAGNOSTIC OF KANSAS, PC		1			1
TAMPA GENERAL MEDICAL GROUP LABORATORY HEALTHPARK			1	100%	1
HEART HOSPITAL OF LAFAYETTE: EMERGENCY ROOM			1	100%	1
MARQUETTE GENERAL HOSPITAL			1	100%	1
MEDEXPRESS URGENT CARE-BRENTWOOD		1			1
KIOSK MEDICINE KENTUCKY LLC		1			1
Portsmouth Health and Rehab			1	100%	1
BAYSIDE URGENT CARE CENTER INC			1	100%	1
AFTER HOURS CLINIC			1	100%	1
Kroger 627 - The Little Clinic Castleberry			1	100%	1
LIZS ADULT CARE		1			1
SYNAPSE ANALYTICAL LABS		1			1
ROSLYN INTERNAL MEDICINE		1			1
ALL PRO ORTHOPEDICS & SPORTS MEDICINE, PA			1	100%	1
EXACCARE KINGSTON, LLC			1	100%	1
SPORTS MEDICINE CLINIC - U OF WYOMING			1	100%	1

# COVID-19: testing by laboratory

Data through Jan 11, 2021 verified as of Jan 12, 2021 at 09:25 AM

Data in this report are provisional and subject to change.

The numbers in the table below represent the number of Florida and non-Florida residents for whom test results were received by the Department of Health. A person can be tested by more than one laboratory and can have both positive and negative results. **Therefore, the sum of the numbers in each column will be larger than the total number of people tested.**

Reporting lab	Inconclusive	Negative	Positive	Percent positive	Total
American Fork Care Center dba Heritage Care Center		1			1
Arlington Care Center			1	100%	1
YUMA REGIONAL MEDICAL CENTER			1	100%	1
PEDIATRIC ASSOCIATES - MIAMI LAKES		1			1
WATERS EDGE ELEMENTARY SCHOOL			1	100%	1
ST FRANCIS MEDICAL CENTER			1	100%	1
LEHIGH MEDICAL AND RESEARCH CENTER, INC			1	100%	1
DAUGHTERS OF SARAH NURSING CENTER		1			1
SOMA MEDICAL CENTER PA			1	100%	1
BARRINGTON TERRACE NAPLES			1	100%	1
SEAVIEW NURSING AND REHABILITATION CENTER		1			1
WMC HEALTH GROUP OF KISSIMMEE LLC			1	100%	1
CLINICAL TRIALS OF TAMPA LLC		1			1
Parkside Manor		1			1
Mountain City Care and Rehabilitation Center		1			1
MEDEXPRESS URGENT CARE - BENTONVILLE		1			1
AVERA SACRED HEART HOSPITAL			1	100%	1
KETTERING MEDICAL CENTER			1	100%	1
Sears Coastal Nursing and Rehab		1			1
ADVENTHEALTH SENIOR CARE AT ORMOND			1	100%	1
STUYVESANT URGENT CARE		1			1
TREASURE COAST COMMUNITY HEALTH INC			1	100%	1
MINUTECLINIC OF NEVADA-2955 S FT APACH		1			1
HAMILTON COUNTY HEALTH DEPARTMENT		1			1
MINUTE CLINIC DIAGNOSTIC MED GRP OF CA		1			1
GOOD SAMARITAN SOCIETY - DE SMET		1			1
MEDOR/ACC SYNCHRONY			1	100%	1
SMA BEHAVIORAL HEALTH SERVICES INC		1			1
CARSON NURSING AND REHABILITATION CENT		1			1
Florence Home		1			1
GALVESTON COUNTY HEALTH DISTRICT			1	100%	1
PORTSMOUTH REG. HOSPITAL			1	100%	1
THE WINDSOR OF OCALA			1	100%	1
CARSON NURSING AND REHABILITATION CENTER		1			1
Manor Care Health Care Services - Williamsport North		1			1
Hackensack Univ Medical Center At Pasc		1			1
COASTAL PEDIATRICS LLC			1	100%	1
MID FLORIDA DERMATOLOGY ASSOCIATES PA			1	100%	1
MID-FLORIDA PATHOLOGY LLC		1			1
EVERGREEN NURSING HOME		1			1
BRUCE S WEST MD			1	100%	1
CULINARY INSTITUTE OF AMERICA STUDENT		1			1
DEACONESS URGENT CARE CENTER			1	100%	1
Robert Wood Johnson University Hospital			1	100%	1
ORMC-ARDEN/EOI			1	100%	1
WALGREENS #5130			1	100%	1
Washington County Nursing H0me			1	100%	1

# COVID-19: testing by laboratory

Data through Jan 11, 2021 verified as of Jan 12, 2021 at 09:25 AM

Data in this report are provisional and subject to change.

The numbers in the table below represent the number of Florida and non-Florida residents for whom test results were received by the Department of Health. A person can be tested by more than one laboratory and can have both positive and negative results. **Therefore, the sum of the numbers in each column will be larger than the total number of people tested.**

Reporting lab	Inconclusive	Negative	Positive	Percent positive	Total
HIGH DESERT COURT GROUP HOME			1	100%	1
EAST TENNESSEE STATE UNIVERSITY		1			1
ASCENSION ST VINCENT'S - WESTSIDE			1	100%	1
ADVANCED URGENT CARE CENTER			1	100%	1
BAPTIST HEALTH EXPRESS CARE			1	100%	1
ADVANCE HEALTH AND WELLNESS SOLUTIONS			1	100%	1
ABBOTT LABORATORIES - OCCUPATIONAL HEALTH SERVICES			1	100%	1
FRANKLIN CBOC			1	100%	1
ACCESS RECOVERY SOLUTIONS LLC			1	100%	1
MINUTECLINIC, LLC #09202		1			1
Mercy Manor Transition Center			1	100%	1
NORTH SHORE MEDICAL CENTER - SALEM HOSPITAL			1	100%	1
MERITER LABORATORIES			1	100%	1
PORT ORANGE NURSING & REHAB			1	100%	1
SOFTCELL L-FORM LABORATORIES, LLC			1	100%	1
ROSE MEDICAL CENTER LAB			1	100%	1
Crowne Place Assisted Living		1			1
Lynwood		1			1
ONslow COUNTY HEALTH DEPARTMENT			1	100%	1
INTERMOUNTAIN MEDICAL CENTER			1	100%	1
BAPTIST HEALTH MEDICAL PLAZA			1	100%	1
NEW YORK STATE DEPTARTMENT OF HEALTH			1	100%	1
ST JOSEPHS HOSPITAL SOUTH HOSPITAL			1	100%	1
MOUNT ST MARYS HOSPITAL OF NIAGARA FALLS			1	100%	1
BIOMAT ORLANDO		1			1
FLORIDA DEPARTMENT OF HEALTH SEMINOLE COUNTY		1			1
ALTA BATES SUMMIT MEDICAL CENTER CLINICAL LAB			1	100%	1
NATION'S BEST CARE HOME HEALTH			1	100%	1
DOCTORS CARE - GREER		1			1
PALMA CEIA MED GROUP-SWANN		1			1
AURORA HEALTH CARE METRO INC			1	100%	1
CHNJ		1			1
MINUTECLINIC, LLC #1452		1			1
MEDICAL CENTER			1	100%	1
BAPTIST HOSPITAL LABORATORY			1	100%	1
KEY BISCAVNE PEDIATRIC ASSOCIATES INC			1	100%	1
BROOKS -TLC HOSPITAL SYSTEM			1	100%	1
MISSION HOSPITAL			1	100%	1
VITAL CARE			1	100%	1
Glenburn Home		1			1
COVENANT HEALTH		1			1
Orchid Cove at Naples			1	100%	1
CYPRESS CREEK DIALYSIS CTR			1	100%	1
ACCESS MEDICAL GROUP OF TAMPA INC			1	100%	1
MEDCARE QUALITY MEDICAL CENTER LLC			1	100%	1
NEMOURS CHILDREN'S PRIMARY CARE			1	100%	1
DORAL KIDNEY CENTER			1	100%	1

# COVID-19: testing by laboratory

Data through Jan 11, 2021 verified as of Jan 12, 2021 at 09:25 AM

Data in this report are provisional and subject to change.

The numbers in the table below represent the number of Florida and non-Florida residents for whom test results were received by the Department of Health. A person can be tested by more than one laboratory and can have both positive and negative results. **Therefore, the sum of the numbers in each column will be larger than the total number of people tested.**

Reporting lab	Inconclusive	Negative	Positive	Percent positive	Total
Juniper Village at Bucks County		1			1
Freedom Pointe at The Villages			1	100%	1
Kroger 419 - The Little Clinic Farmington/Exeter		1			1
Wedgewood Manor		1			1
FRESENIUS KIDNEY CARE FORT WALTON BEACH			1	100%	1
GWINNETT MEDICAL CENTER			1	100%	1
UHEALTH CORAL SPRINGS			1	100%	1
DOCTORS HOSPITAL OF LAREDO			1	100%	1
Heritage Health of Peru			1	100%	1
PANCARE HEALTH - BRUCE			1	100%	1
ADVANCED MEDICAL LABORATORIES (AML)			1	100%	1
The Evangelical Lutheran Good Samaritan Society Prescott Village		1			1
CONSULATE HEALTH CARE OF VERO BEACH			1	100%	1
QUALITY LAB			1	100%	1
HEALTH PARTNERS REGIONAL HOSPITAL			1	100%	1
WYOMING COUNTY DEPARTMENT OF HEALTH		1			1
HELIX BIOMEDICS LLC			1	100%	1
SPINE & PAIN CONSULTANT PLLC		1			1
WILSON MEMORIAL HOSPITAL			1	100%	1
TMH PHYSICIAN PARTNERS			1	100%	1
NORTHEAST TEXAS DIALYSIS		1			1
MEMORIAL HERMANN SOUTHWEST HOSPITAL			1	100%	1
ARLINGTON ADULT RESIDENTIAL FACILITY, INC			1	100%	1
BROOKDALE PALM COAST		1			1
SARHA DOCTORS CENTER			1	100%	1
PAUL C SCHWARTZ & MELVIN L WEIDMAN		1			1
FLORIDA DIGESTIVE AND LIVER SPECIALISTS			1	100%	1
ADVENTHEALTH HOSPICE CARE CENTRAL FLORIDA		1			1
WESTOX LABS		1			1
BAPTIST EMERGENCY HOSPITAL KELLY			1	100%	1
BLANCHARD VALLEY HOSPITAL LABORATORY			1	100%	1
SYCAMORE MEDICAL CENTER-KETTERING HEALTH NETWORK			1	100%	1
WINCHESTER HOSPITAL			1	100%	1
BOCA CIEGA CENTER			1	100%	1
MED TECH CLINICAL LABORATORY		1			1
POUDRE VALLEY HOSPITAL			1	100%	1
DECATUR MORGAN HOSPITAL - DECATUR GENE		1			1
ATMORE COMMUNITY HOSPITAL			1	100%	1
BSA PHYSICIANS GROUP, INC D/B/A BSA FAMILY MEDICAL			1	100%	1
MEDIPLUS CLINIC, INC			1	100%	1
Kingston Care Center of Fort Wayne		1			1
FLORIDA MEDICAL CLINIC, LLC			1	100%	1
JMC TALLAHASSEE, LLC			1	100%	1
VILLAGES HEALTH SYSTEM, LLC, THE			1	100%	1
SOUTHEAST MISSOURI HOSPITAL		1			1
JACKSONVILLE STATEFL			1	100%	1
TMH PHYSICIAN PARTNERS QUINCY			1	100%	1

# COVID-19: testing by laboratory

Data through Jan 11, 2021 verified as of Jan 12, 2021 at 09:25 AM

Data in this report are provisional and subject to change.

The numbers in the table below represent the number of Florida and non-Florida residents for whom test results were received by the Department of Health. A person can be tested by more than one laboratory and can have both positive and negative results. **Therefore, the sum of the numbers in each column will be larger than the total number of people tested.**

Reporting lab	Inconclusive	Negative	Positive	Percent positive	Total
SILVERMAN			1	100%	1
ORLANDO HEALTH PHYSICIAN GROUP			1	100%	1
SELF REGIONAL HEALTHCARE			1	100%	1
MINUTECLINIC DIAG OF IND, LLC #6697		1			1
UCH LAB			1	100%	1
UF HEALTH THE VILLAGES			1	100%	1
PHYSICIANS URGENT CARE			1	100%	1
CENTRAL FLORIDA PRIMARY CARE			1	100%	1
ALLEGHENY GENERAL HOSPITAL			1	100%	1
MOUNT SINAI MEDICAL CENTER OF FLORIDA, INC			1	100%	1
Hartwell Health and Rehabilitation		1			1
SOUTHERN WINDS			1	100%	1
Kroger 49 - The Little Clinic Wichita - 21st St.			1	100%	1
MEDEXPRESS URGENT CARE NORWIN		1			1
DW MCMILLAN MEMORIAL HOSPITAL LABORATORY			1	100%	1
LOUISIANA STATE LAB			1	100%	1
COMMONWEALTH OF VIRGINIA DIVISION OF CONSOLIDATED LABORATORY SERVICES			1	100%	1
SUNCOAST COMMUNITY HEALTH CENTERS INC		1			1
AFTER HOURS PEDS			1	100%	1
CONSOLIDATED			1	100%	1
PEDIATRIC ASSOCIATES - DORAL			1	100%	1
PHYSICIAN ASSOCIATES, LLC			1	100%	1
COLLINS NURSING HOME		1			1
SPRINGBROOK HOSPITAL			1	100%	1
NORTH FL SOUTH GA HCS-LAKE CITY			1	100%	1
FORT LOUDOUN PRIMARY CARE		1			1
DEL PRADO MEDICAL CENTER, INC		1			1
CVS MINUTE CLINIC #5836		1			1
SOUTH FLORIDA BAPTIST HOSPITAL			1	100%	1
GRACE WELLNESS CENTER LLC			1	100%	1
LAREDO EMERGENCY ROOM			1	100%	1
CAREWELL 203			1	100%	1
Oregon Veterans Home The Dalles		1			1
MINUTECLINIC DIAGNOSTIC OF NEW MEXICO LLC #7552		1			1
LSU MEDICAL CENTER			1	100%	1
MEDAC AT PORTERS NECK			1	100%	1
DEPT OF VA MEDICAL CENTER - MIAMI			1	100%	1
NEW MILFORD HOSPITAL			1	100%	1
Glen Oaks Health and REhabilitation		1			1
THE ARLINGTON OF NAPLES INC.			1	100%	1
AKRON GENERAL MEDICAL CENTER MAIN		1			1
MT CARMEL PHARMACY INC		1			1
MANASOTA PEDIATRICS			1	100%	1
WALGREENS #06025		1			1
WELLCARE URGENT CARE			1	100%	1
MEDERI CARETENDERS VS OF SE FL LLC DBA			1	100%	1
MEDEXPRESS URGENT CARE - DANVILLE		1			1



# COVID-19: testing by laboratory

Data through Jan 11, 2021 verified as of Jan 12, 2021 at 09:25 AM

Data in this report are provisional and subject to change.

The numbers in the table below represent the number of Florida and non-Florida residents for whom test results were received by the Department of Health. A person can be tested by more than one laboratory and can have both positive and negative results. **Therefore, the sum of the numbers in each column will be larger than the total number of people tested.**

Reporting lab	Inconclusive	Negative	Positive	Percent positive	Total
FAIRFIELD MEDICAL CENTER			1	100%	1
TITUSVILLE TOWERS ASSISTED LIVING		1			1
SISTERS MISSION			1	100%	1
MINUTE CLINIC INCORPORTE		1			1
ST JOHNS MEDICAL CENTER		1			1
PUBLIX PHARMACY #0332		1			1
WALGREENS #15291		1			1
MAINE CENTER FOR DISEASE CONTROL AND PREVENTION			1	100%	1
Medicalodges Neosho			1	100%	1
HIGHLAND PARK LAKEWOOD PRESTON HOLLOW			1	100%	1
A.G. Rhodes		1			1
CHRISTIANA HOSPITAL		1			1
AURORA CONSOLIDATED LABORATORY			1	100%	1
SCIENCE CARE			1	100%	1
OCEAN MEDICAL CENTER		1			1
DIXITKUMAR N MODI MD PA			1	100%	1
CAH ACQUISITION COMPANY 11 LLC			1	100%	1
Broomall Manor		1			1
FLORIDA DEPARTMENT OF HEALTH PALM BEACH COUNTY			1	100%	1
TAYLOR COUNTY HEALTH DEPARTMENT			1	100%	1
WALKIN MEDICAL URGENT CARE,NEW CITY			1	100%	1
SPECIALTY DRUG TESTING			1	100%	1
MEDEXPRESS URGENT CARE - LINCOLN		1			1
PUBLIX PHARMACY # 1236			1	100%	1
PEDIATRIC ASSOCIATES - JACKSONVILLE			1	100%	1
PRIME CARE FAMILY MEDICINE			1	100%	1
SARASOTA MEDICAL CENTER			1	100%	1
HIGHLANDS CLINICAL LABORATORY			1	100%	1
STEWART MEDICAL GROUP INC			1	100%	1
SOUTH MIAMI HOSPITAL			1	100%	1
ADAMS COUNTY HEALTH DEPARTMENT			1	100%	1
NORTH RIVER FAMILY HEALTH CENTER			1	100%	1
Henry County Health and Rehabilitation		1			1
ROYAL OAK MEDICAL CENTER LLC DBA CHARACTER FAMILY			1	100%	1
SARASOTA MEMORIAL HOSPITAL		1			1
GRAND VILLA OF SARASOTA			1	100%	1
JOSHUA E CHESIR MD		1			1
MEMORIAL HOSPITAL - BELLEVILLE			1	100%	1
ELITE MEDICAL LABORATORY SOLUTIONS LLC			1	100%	1
KAISER PERMANENTE REGIONAL REFERENCE LABORATORY		1			1
DOCTORS MEMORIAL HOSP HOME HEALTH CARE		1			1
VALLEY HOSPITAL MEDICAL CENTER		1			1
MEMORIAL HOSPITAL OF CARBONDALE			1	100%	1
KANA MEDICAL			1	100%	1
MAHONEY PEDIATRICS PA			1	100%	1
MINUTECLINIC #8760		1			1
CENTRAL FL INTERNAL MEDICINE ASSOCIATES LLC		1			1

# COVID-19: testing by laboratory

Data through Jan 11, 2021 verified as of Jan 12, 2021 at 09:25 AM

Data in this report are provisional and subject to change.

The numbers in the table below represent the number of Florida and non-Florida residents for whom test results were received by the Department of Health. A person can be tested by more than one laboratory and can have both positive and negative results. **Therefore, the sum of the numbers in each column will be larger than the total number of people tested.**

Reporting lab	Inconclusive	Negative	Positive	Percent positive	Total
FLORIDA SCHOOL FOR THE DEAF AND THE BLIND			1	100%	1
ADVENTHEALTH MEDICAL GROUP ADULT AND SENIOR HEALTH			1	100%	1
SOUTHEASTERN HEALTH FACILITES, INC		1			1
Luther Acres Manor		1			1
SOUTHWEST ORLANDO FAMILY MEDICINE, PL			1	100%	1
KENDALL PEDIATRICS PARTNERS LLC			1	100%	1
The Center at Centennial			1	100%	1
Kroger 126 - The Little Clinic Cottonwood		1			1
Kroger 448 - The Little Clinic Mason		1			1
NORTHWEST FLORIDA SPECIALTY PHYSICIANS LLC		1			1
FULGENT GENETICS HOUSTON		1			1
Walgreens #3661		1			1
COMMUNITY			1	100%	1
SOUTHWEST REGIONAL PCR LABORATORY			1	100%	1
PINNACLE DIALYSIS		1			1
MED-LAKE LABORATORY			1	100%	1
Jacaranda Manor			1	100%	1
Douglas County Health Center		1			1
QC LABORATORY			1	100%	1
POINTE MEDICAL SERVICES INC			1	100%	1
DAVENPORT PEDIATARICS CLERMONT PA		1			1
NORWALK HOSPITAL			1	100%	1
LAKE LURE HEALTH CENTER			1	100%	1
LADY OF THE SEA HOSPITAL LAB			1	100%	1
LEELANAU OPCO, LLC		1			1
FRESENIUS SOUTH FORT MYERS		1			1
RIDGEFIELD PEDIATRIC ASSOCIATES		1			1
BLOOD SYSTEMS LABORATORIES			1	100%	1
OHIOHEALTH URGENT CARE			1	100%	1
ADVENTHEALTH MEDICAL GROUP FAMILY AND INTERNAL			1	100%	1
MINUTECLINIC DIAG OF IND, LLC #4368		1			1
ADVENTHEALTH DURAND			1	100%	1
GRAND VILLA OF PINELLAS PARK			1	100%	1
Eagle Health and Rehabilitation		1			1
Carrollton Manor Inc		1			1
BRIDGE DIAGNOSTICS			1	100%	1
GRAND VILLA OF LAKE LAND		1			1
MEDEX CLINIC LLC			1	100%	1
NEMOURS CHILDRENS PRIMARY CARE CLERMONT			1	100%	1
Rehab Select of Talladega		1			1
Community Care Center of Heritage House, LLC			1	100%	1
UNIVERSITY OF IOWA HOSPITALS & CLINICS			1	100%	1
MEDEXPRESS URGENT CARE - WESTFIELD, E MAIN ST			1	100%	1
MEDEXPRESS URGENT CARE - BROOKHAVEN		1			1
MAYO CLINICAL LABORATORIES		1			1
THE MEDICAL CENTER AT BOWLING GREEN			1	100%	1
PALOMAR MEDICAL CENTER			1	100%	1

# COVID-19: testing by laboratory

Data through Jan 11, 2021 verified as of Jan 12, 2021 at 09:25 AM

Data in this report are provisional and subject to change.

The numbers in the table below represent the number of Florida and non-Florida residents for whom test results were received by the Department of Health. A person can be tested by more than one laboratory and can have both positive and negative results. **Therefore, the sum of the numbers in each column will be larger than the total number of people tested.**

Reporting lab	Inconclusive	Negative	Positive	Percent positive	Total
Hillside Manor Rehabilitation and Extended Care Center		1			1
ALLEGANY COUNTY DEPARTMENT OF HEALTH		1			1
CHAMBREL AT PINECASTLE			1	100%	1
CONTINENTAL HOME HEALTH CARE INC			1	100%	1
LabCorp L#09258295 M#09258285			1	100%	1
LAKE SUCCESS EXTENDED CARE		1			1
Chateau Living Center			1	100%	1
CSL PLASMA LAB			1	100%	1
VA COMMUNITY BASED CLINIC - LAKE CITY			1	100%	1
Valley Center (WV)			1	100%	1
HEALTHCARE FOR THE HOMELESS			1	100%	1
INFECTION CONTROL DEPT			1	100%	1
MEDONE URGENT CARE			1	100%	1
Oakland Nursing and Rehabilitation Center		1			1
MCH PHYSICIANS GROUP			1	100%	1
ST GERARD'S COMMUNITY OF CARE		1			1
SPECTRUM LABORATORY			1	100%	1
RAJ K PAI MD PA			1	100%	1
WALGREENS #01398			1	100%	1
PRIMARY CARE & PEDIATRICS - SHEPHERSTOWN		1			1
GRAND VIEW HOSPITAL			1	100%	1
TENNOVA ER - SANGO			1	100%	1
EAST FL CORE LAB			1	100%	1
SUPERKIDS PEDIATRICS			1	100%	1
ST. MICHAEL'S ELITE HOSPITAL			1	100%	1
MOORE CLINICAL RESEARCH INC			1	100%	1
GRAND VILLA OF LARGO			1	100%	1
ADVANCED CARDIOVASCULAR DIAGNOSTICS OF FL			1	100%	1
TREASURE COAST MEDICAL CONCIERGE LLC			1	100%	1
NF Escambia, LLC DBA Olive BranchHealth and Rehabilitaion Center			1	100%	1
INSTANT MEDICAL CARE CENTER			1	100%	1
CULVER CITY URGENT CARE			1	100%	1
GIFFORD MEMORIAL HOSPITAL		1			1
CEPERO PEDIATRICS PA			1	100%	1
MINUTECLINIC DIAGNOSTIC OF TEXAS LLC		1			1
COVID TESTING LLC			1	100%	1
Kroger 481 - The Little Clinic Houston Levee		1			1
SOUTHWOOD HEALTHCARE CENTER		1			1
FREDERICK AVENUE GROUP HOME		1			1
BLACKBERRY CENTER, THE		1			1
ATHENA PLASTIC SURGERY		1			1
HEALTH FIRST MEDICAL GROUP			1	100%	1
CITRUS HEALTH NETWORK INC			1	100%	1
MC DIAGNOSTIC OF CONNECTICUT, PC #114		1			1
WATERTOWN URGENT CARE		1			1
SAN JOSE CLINIC		1			1
LABORATORIO BUENA SALUD			1	100%	1

# COVID-19: testing by laboratory

Data through Jan 11, 2021 verified as of Jan 12, 2021 at 09:25 AM

Data in this report are provisional and subject to change.

The numbers in the table below represent the number of Florida and non-Florida residents for whom test results were received by the Department of Health. A person can be tested by more than one laboratory and can have both positive and negative results. **Therefore, the sum of the numbers in each column will be larger than the total number of people tested.**

Reporting lab	Inconclusive	Negative	Positive	Percent positive	Total
NIBHA MEDIRATTA MD PL			1	100%	1
RAMBAM URGENT CARE			1	100%	1
Cornerstone at the Ranch		1			1
MIAMI-DADE COUNTY HEALTH DEPT.		1			1
BUFFALO VAMC			1	100%	1
APALACHEE CENTER INC		1			1
NHC HealthCare St. Charles		1			1
BOULDER COMMUNITY HOSPITAL			1	100%	1
WALKONCLINIC			1	100%	1
VA CBOC			1	100%	1
CARESOUTH HHA HOLDINGS OF THE TREASURE COAST LLC			1	100%	1
ADVENTHEALTH MEDICAL GROUP SENIOR HEALTH AT			1	100%	1
BAYCARE OUTREACH LAB AT NEW TAMPA			1	100%	1
The Pines at Poughkeepsie Center for Nursing and Rehabilitation		1			1
HUMILITY OF MARY HEALTH PARTNERS			1	100%	1
CELEBRATION FAMILY PHYSICIANS LLC			1	100%	1
Kroger 522 - The Little Clinic Gahanna		1			1
WESLEY MEDICAL CENTER			1	100%	1
VIVIAN SIMMONS FAMILY PRACTICE			1	100%	1
Diversicare of Smyrna		1			1
HENRY FORD WEST BLOOMFIELD HOSPITAL			1	100%	1
NORTH WEST FLORIDA DIAGNOSTIC ENOCRINOLOGY CLINIC			1	100%	1
WARD MEMORIAL HOSPITAL		1			1
CYPRESS VILLAGE REHAB CENTER		1			1
LEXINGTON PLACE SENIOR LIVING COMMUNITY		1			1
Jersey City Medical Center		1			1
PARRISH MEDICAL GROUP			1	100%	1
MEDEXPRESS URGENT CARE, LANCASTER WEST		1			1
UNIVERSITY OF BALTIMORE WASHINGTON MEDICAL CENTER			1	100%	1
CAMBRIDGE HEALTH ALLIANCE			1	100%	1
UNIVERSITY OF MARYLAND PATHOLOGY ASSOCIATES			1	100%	1
SAINT ALPHONSUS REGIONAL MEDICAL CENTER			1	100%	1
Kroger 426 - The Little Clinic Suwanee		1			1
FRESENIUS KIDNEY CARE DUNEDIN			1	100%	1
EASTERN FLORIDA STATE COLLEGE – PALM BAY CAMPUS			1	100%	1
Caldwell Care		1			1
REEVES COUNTY HOSPITAL DISTRICT			1	100%	1
Manorcare Health Services West Reading North		1			1
COBLESKILL REGIONAL HOSPITAL		1			1
BASCOM PALMER EYE INSTITUTE			1	100%	1
MINUTECLINIC DIAGNOSTIC OF OHIO #6139		1			1
BAPTIST HOSPITAL EAST			1	100%	1
NORTHEAST PEDIATRICS			1	100%	1
THOMASVILLE REGIONAL MEDICAL CENTER		1			1
Remarkable Healthcare Dallas			1	100%	1
CAREHERE HUDSON BAY			1	100%	1
LAMARQUE DIALYSIS			1	100%	1

# COVID-19: testing by laboratory

Data through Jan 11, 2021 verified as of Jan 12, 2021 at 09:25 AM

Data in this report are provisional and subject to change.

The numbers in the table below represent the number of Florida and non-Florida residents for whom test results were received by the Department of Health. A person can be tested by more than one laboratory and can have both positive and negative results. **Therefore, the sum of the numbers in each column will be larger than the total number of people tested.**

Reporting lab	Inconclusive	Negative	Positive	Percent positive	Total
CERMAK HEALTH SERVICES			1	100%	1
MINUTE CLINIC LLC #10203		1			1
Baypoint Healthcare Center			1	100%	1
ADVANCED RESEARCH AND DIAGNOSTIC LABORATORY UNIVERSITY OF MINNESOTA			1	100%	1
ROYAL PALM PEDIATRICS			1	100%	1
ASHLEY CLINICAL DIAGNOSTIC LABORATORY			1	100%	1
HATLEY HEALTH CARE, INC		1			1
Sunnybrook Rehabilitation Center			1	100%	1
PELICAN STATE OUTPATIENT CENTER			1	100%	1
Mountain View Manor			1	100%	1
CARENOW URGENT CARE-HENDERSONVILLE		1			1
Holly Hill Healthcare Center			1	100%	1
TMH CANCER CENTER LABORATORY			1	100%	1
FRESENIUS KIDNEY CARE			1	100%	1
EAST END PEDIATRICS		1			1
SOUTHWOOD NURSING & RETIREMENT CENTER		1			1
MEDICAL LIFE-INC GUIDEWELL EMERGENCY MEDICINE			1	100%	1
ADVENTHEALTH CENTRA CARE TRINITY			1	100%	1
ARIZA WELLNESS CARE LLC			1	100%	1
PUBLIC HEALTH LABORATORIES			1	100%	1
MID-SOUTH URGENT CARE, PLLC			1	100%	1
BIOLOGICAL AND CHEMICAL EMERGENCIES LABORATORY			1	100%	1
EXPRESS CARE OF THE SHOALS		1			1
CARDIAC AND VASCULAR CONSULTANTS MD PA		1			1
HALIFAX FAMILY HEALTH CENTER			1	100%	1
MARYLAND DEPARTMENT OF HEALTH AND MENTAL HYGIENE			1	100%	1
Niles Nursing and Rehab. Center		1			1
EH FARGO HOSPITAL LABORATORY			1	100%	1
WARE EXPRESS CARE			1	100%	1
CORPORATION OF AMERICA		1			1
ADVANCE MD CARE			1	100%	1
Harris Hill Nursing Facility		1			1
ENZO LABS INC			1	100%	1
HARBOUR ISLAND PEDIATRICS LLC			1	100%	1
MEDEXPRESS URGENT CARE - BENTON		1			1
EAST COAST INSTITUTE FOR RESEARCH LLC			1	100%	1
MINIUTECLINIC DIAG OF IND, LLC #6553		1			1
DEVLIN MANOR NURSING AND REHABILITATION		1			1
BEAUMONT REFERENCE LABORATORY			1	100%	1
ARDEN COURTS OF SEMINOLE			1	100%	1
Kroger 409 - The Little Clinic Hebron Marketplace			1	100%	1
LUVERNE HEALTH AND REHABILITATION		1			1
Kroger 647 - The Little Clinic Newnan Crossings			1	100%	1
HEARTLAND OF ZEPHYRHILLS FL, LLC			1	100%	1
CQUENTIA NGS, LLC			1	100%	1
FAITH FAMILY PRACTICE			1	100%	1
SUMMERFIELD PAIN MANAGEMENT			1	100%	1



# COVID-19: testing by laboratory

Data through Jan 11, 2021 verified as of Jan 12, 2021 at 09:25 AM

Data in this report are provisional and subject to change.

The numbers in the table below represent the number of Florida and non-Florida residents for whom test results were received by the Department of Health. A person can be tested by more than one laboratory and can have both positive and negative results. **Therefore, the sum of the numbers in each column will be larger than the total number of people tested.**

Reporting lab	Inconclusive	Negative	Positive	Percent positive	Total
Manassas Health & Rehab			1	100%	1
ADVANCE CARDIOVASCULAR IMAGING, INC			1	100%	1
BROOKSVILLE REGIONAL HOSPITAL			1	100%	1
AZALEALAND NURSING HOME		1			1
MINUTECLINIC DIAGNOSTIC OF KENTUCKY		1			1
PROGENESIS INC			1	100%	1
Ravenwood Speciality Care		1			1
PROMUS DIAGNOSTICS, LLC			1	100%	1
LAS PALMAS MEDICAL CENTER			1	100%	1
BROOKS REHAB			1	100%	1
CAROLINAS HEALTHCARE SYSTEM LAB			1	100%	1
MEMORIAL HEALTH SYSTEM		1			1
MINUTECLINIC DIAGNOSTIC OF TN PC #6363		1			1
CVS HEALTH, #5962		1			1
NORTH BROWARD MEDICAL CENTER			1	100%	1
HAYS CLINICAL LAB			1	100%	1
POPLAR HEALTHCARE			1	100%	1
WINTER GARDEN CHILDREN'S HEALTH CENTERS			1	100%	1
WillowBrooke Court at Westminster Village		1			1
GATEWAY HEALTHCARE, PC			1	100%	1
BELLMORE PEDIATRICS		1			1
KROGER 915 - THE LITTLE CLINIC ANDERSON			1	100%	1
DSI LABORATORIES-NAPLES-7TH			1	100%	1
COLONIAL VILLA GOOD SAMARITAN CENTER		1			1
WW Chem Auto SS			1	100%	1
BAPTIST HEALTH SURGERY CENTER			1	100%	1
Carington Park			1	100%	1
MINNESOTA DEPARTMENT OF HEALTH LABORATORY			1	100%	1
EASTSIDE MEDICAL CLINIC		1			1
EDGAR PRICE FAMILY & CHILDREN HEALTHCARE CENTER			1	100%	1
SEACOAST PATHOLOGY PROFESSIONAL ASSOC		1			1
UMASS MEMORIAL/MARLBORO HOSPITAL			1	100%	1
STONECREST MEDICAL CENTER		1			1
SANTA ROSA PEDIATRICS			1	100%	1
INTERNAL MEDICINE GROUP OF CENTRAL FLORIDA			1	100%	1
REGIONAL MEDICAL LABORATORY			1	100%	1
UABC			1	100%	1
Acts Manor House		1			1
GUIDEWELL EMERGENCY MEDICINE DOCTORS LLC #33			1	100%	1
HIGHLANDS URGENT CARE			1	100%	1
HEALGEN SCIENTIFIC			1	100%	1
ALIMETRIX INC		1			1
Fairview			1	100%	1
Alden Lincoln Park			1	100%	1
SANFORD PEDIATRIC ASSOCIATES, PA			1	100%	1
PALM BEACH DIABETES & ENDOCRINE SPECIALISTS PA			1	100%	1
AMERICAN LAB LLC		1			1

# COVID-19: testing by laboratory

Data through Jan 11, 2021 verified as of Jan 12, 2021 at 09:25 AM

Data in this report are provisional and subject to change.

The numbers in the table below represent the number of Florida and non-Florida residents for whom test results were received by the Department of Health. A person can be tested by more than one laboratory and can have both positive and negative results. **Therefore, the sum of the numbers in each column will be larger than the total number of people tested.**

Reporting lab	Inconclusive	Negative	Positive	Percent positive	Total
SMITH			1	100%	1
WALGREENS #10308		1			1
NEW YORK PSYCHIATRIC INSTITUTE		1			1
MINUTECLINIC #2797		1			1
SOUTH BEND MEDICAL FOUNDATION			1	100%	1
Parkview Care Center			1	100%	1
LIFEGUARD AMBULANCE SERVICE LLC - BAY COUNTY			1	100%	1
LAKEVIEW HEALTH CARE SYSTEM LLC			1	100%	1
MINUTECLINIC DIAGNOSTIC OF RHODE ISLAN		1			1
CHILDREN'S MEDICAL CENTER-EAST ORLANDO			1	100%	1
ADVANCED INDIVIDUALIZED MEDICINE OF NAPLES			1	100%	1
Peninsula Nursing and Rehabilitation Center		1			1
DESERT HOSPITAL/CPHU CLINICAL LABORATORY			1	100%	1
NORTHERN KENTUCKY HEALTH DEPARTMENT			1	100%	1
ST VINCENTS AMBULATORY CARE INC			1	100%	1
LAKELAND MEDICAL CENTER			1	100%	1
OAKWOOD HOSPITAL - SOUTHSORE			1	100%	1
IVY CREEK URGENT CARE OF ENTERPRISE			1	100%	1
CENTRAL FLORIDA HOSPITALIST			1	100%	1
ST JOHNS PEDIATRICS PA		1			1
BORINQUEN HEALTH CENTER			1	100%	1
MEMORIAL HOSPITAL MIRAMAR WAIVED TESTING			1	100%	1
CARENOW URGENT CARE – SPRING			1	100%	1
MINUTECLINIC DIAGNOSTIC OF NH, LLC (CL		1			1
IMMY LABS			1	100%	1
RIDGE OPTUM FLORIDA			1	100%	1
HAMILTON CHD		1			1
OAKMONT WEST- GREENVILLE SC		1			1
PHYSICIANS IMMEDIATE CARE			1	100%	1
Winter Park Care and Rehab			1	100%	1
SAINT JOSEPH'S HOSPITAL AND MEDICAL CENTER		1			1
UNIVERSITY OF TEXAS AT EL PASO, THE			1	100%	1
ORDRS, INC.			1	100%	1
PATHOLOGYT & LAB MEDICINE SERVICES			1	100%	1
LEHIGH REGIONAL WOUND CENTER			1	100%	1
LUMICO LIFE INSURANCE COMPANY		1			1
Seal Rock Healthcare		1			1
SONORAN DESERT PATHOLOGY			1	100%	1
GOLDING-GRANADO MEDICAL ASSOCIATES		1			1
VIERA FAMILY MEDICINE AND WELLNESS			1	100%	1
BRIAN C GRINER MD LLC			1	100%	1
PRIMARY CARE GROUP LLC		1			1
PALMS OF FT MYERS,THE			1	100%	1
FLAGLER COUNTY BOARD OF COUNTY COMMISSIONERS			1	100%	1
LITTLE COMPANY OF MARY HOSPITAL			1	100%	1
PRACTITIONERS IN MOTION			1	100%	1
WY RETIREMENT CENTER		1			1

# COVID-19: testing by laboratory

Data through Jan 11, 2021 verified as of Jan 12, 2021 at 09:25 AM

Data in this report are provisional and subject to change.

The numbers in the table below represent the number of Florida and non-Florida residents for whom test results were received by the Department of Health. A person can be tested by more than one laboratory and can have both positive and negative results. **Therefore, the sum of the numbers in each column will be larger than the total number of people tested.**

Reporting lab	Inconclusive	Negative	Positive	Percent positive	Total
MINUTE CLINIC DIAGNOSTICS OF IN, LLC #6252		1			1
Garden View Care Center at Dougherty Ferry		1			1
PENINSULA REGIONAL MED CTR LAB			1	100%	1
WINDSOR MANOR			1	100%	1
GREENTREE MEDICAL CENTER			1	100%	1
Kroger 339 - The Little Clinic Highlands - Bardstown Road		1			1
FLORHAM PARK ENDOSCOPY CENTER		1			1
UNIVERSITY OF MIAMI MILLER SCHOOL			1	100%	1
ULTIMATE ANALYSIS LABORATORY			1	100%	1
RIVERSIDE COUNTY PUBLIC HEALTH LABORATORY			1	100%	1
OPTIMAL MEDICINE INC		1			1
MID FLORIDA PRIMARY CARE PA		1			1
HOME AIDE SVC OF EASTERN NY INC D/B/A		1			1
HEARTLAND REGIONAL MEDICAL CENTER		1			1
WELLNOW URGENT CARE-OSWEGO			1	100%	1
CORDOVA FAMILY PRACTICE			1	100%	1
IZ MEDICAL		1			1
MIAMI CEREBRAL PALSY RESIDENTIAL			1	100%	1
UNIVERSITY URGENT CARE			1	100%	1
EXCEPTIONAL EMERGENCY CENTER			1	100%	1
PHYSICIANS PRIMARY CARE LEHIGH PEDS			1	100%	1
MEDEXPRESS URGENT CARE - LAWRENCE		1			1
Bivins Pointe			1	100%	1
POETS WALK SARASOTA			1	100%	1
SHANNON CLARK OD, PA			1	100%	1
JOHN D. ARCHBOLD MEMORIAL HOSPITAL			1	100%	1
FREEPORT ER DOX URGENT CARE		1			1
Maple Lane Nursing Home		1			1
WINDSOR WOODS REHAB & HEALTHCARE CTR			1	100%	1
NORTH MIAMI BEACH SURGICAL CENTER			1	100%	1
LIFE CARE CENTER OF GWINNETT		1			1
LABONE		1			1
El Paso Health Care Center			1	100%	1
VISTA DEL SOL MED ASSOC		1			1
PALM COAST DRAW STATION/AMERICAN HEALTH ASSOCIATES		1			1
PALM SPRINGS GENERAL HOSPITAL			1	100%	1
PUTNAM CO HOSPITAL-D/B/A ASBURY TOWERS		1			1
MEDEXPRESS URGENT CARE - SOMERSET TOWNSHIP		1			1
METRO HEALTH HOSPITAL LABORATORY		1			1
ACCESS FAMILY CARE LLC			1	100%	1
UNIVERSITY OF VERMONT MEDICAL CENTER			1	100%	1
ALBANY MEDICAL CENTER			1	100%	1
NEW YORK UNIVERSITY MEDICAL CENTER			1	100%	1
PRISMA HEALTH TUOMEY LABORATORY			1	100%	1
MEDICAL CITY NORTH HILLS			1	100%	1
CENTRAL CAROLINA HOSPITAL			1	100%	1
RENOWN REGIONAL MEDICAL CENTER			1	100%	1

# COVID-19: testing by laboratory

Data through Jan 11, 2021 verified as of Jan 12, 2021 at 09:25 AM

Data in this report are provisional and subject to change.

The numbers in the table below represent the number of Florida and non-Florida residents for whom test results were received by the Department of Health. A person can be tested by more than one laboratory and can have both positive and negative results. **Therefore, the sum of the numbers in each column will be larger than the total number of people tested.**

Reporting lab	Inconclusive	Negative	Positive	Percent positive	Total
MINUTE CLINIC LLC #0169		1			1
NORTH SHORE HEMATOLOGY-ONCOLOGY ASSOCIATES PC		1			1
ASSOCIATES MD MEDICAL GROUP INC			1	100%	1
Sherwood Oaks Health Center			1	100%	1
THEDACARE FAMILY MEDICINE GATEWAY			1	100%	1
USF PHYSICIANS GROUP			1	100%	1
UF KANAPAHA LAB BEAKER		1			1
2504-HOMEWOOD		1			1
MINUTE CLINIC DIAGNOSTIC PA			1	100%	1
ORLANDO HEALTH MEDICAL GROUP			1	100%	1
MINUTECLINIC DIAG OF IND, LLC #6908		1			1
DIGNITY HEALING LLC			1	100%	1
THE CHILDREN'S HOSPITAL OF PHILADELPHIA		1			1
ROAN MOUNTAIN MEDICAL CENTER			1	100%	1
SHARON REGIONAL MEDICAL CENTER			1	100%	1
Village Crest Center for Health & Rehabilitation		1			1
HARBOR BEACH NURSING AND REHABILITATION CENTER			1	100%	1
SOLARIS HEALTHCARE PLANT CITY		1			1
EXAC CARE CROSSVILLE		1			1
APPLECARE VALDOSTA			1	100%	1
TITUSVILLE REHABILITATION AND NURSING CENTER		1			1
URGENT CARE OF FORT LAUDERDALE INC			1	100%	1
MINUTECLINIC, LLC #4507		1			1
CARTERSVILLE MEDICAL CENTER			1	100%	1
MADISON FACILITY INC			1	100%	1
Chateau Girardeau			1	100%	1
Kroger - KR003500568			1	100%	1
University Plaza Rehabilitation and Nursing			1	100%	1
MD NOW URGENT CARE			1	100%	1
GIBSON AREA PRIMARY CARE			1	100%	1
NEW YORK CITY DEPARTMENT OF HEALTH			1	100%	1
GOOD SAMARITAN SOCIETY-FOREST CITY		1			1
SOUTHERN SPRINGS HEALTH CARE		1			1
MEDEXPRESS URGENT CARE - MARTINSVILLE		1			1
BAYCARE OUTREACH LAB			1	100%	1
PEDIATRIC URGENT CARE CENTR OF FORT WORTH-LA GRAN			1	100%	1
SOUTHEASTERN PATHOLOGY ASSOCIATES			1	100%	1
BAPTIST MINOR MEDICAL CENTER			1	100%	1
GEORGE W FERGUSON MD-CONCIERGE MEDICAL SERVICES PL		1			1
LAKESIDE MEDICAL CENTER		1			1
LEHIGH PULMONARY ASSOCIATES			1	100%	1
UNIVERSITY OF SOUTH FLORIDA			1	100%	1
WHITE EARTH IHS MAIN LAB		1			1
ST. PETERSBURG PEDIATRICS			1	100%	1
Princeton Place			1	100%	1
UNIVERSITY OF MIAMI SCCC RESEARCH LABORATORY			1	100%	1
FAMILY MEDICAL CENTER		1			1

# COVID-19: testing by laboratory

Data through Jan 11, 2021 verified as of Jan 12, 2021 at 09:25 AM

Data in this report are provisional and subject to change.

The numbers in the table below represent the number of Florida and non-Florida residents for whom test results were received by the Department of Health. A person can be tested by more than one laboratory and can have both positive and negative results. **Therefore, the sum of the numbers in each column will be larger than the total number of people tested.**

Reporting lab	Inconclusive	Negative	Positive	Percent positive	Total
PREMIER PEDIATRICS			1	100%	1
EAST RIDGE RETIREMENT VILLAGE INC		1			1
HENRY FORD HOSPITAL			1	100%	1
ST. MARY MEDICAL CENTER		1			1
SV DIAGNOSTIC LAB			1	100%	1
BAYMEADOWS PEDIATRIC CARE		1			1
MEDEXPRESS URGENT CARE - SPRINGFIELD, COOLEY ST		1			1
BEAUFORT MEMORIAL			1	100%	1
MINUTECLINIC DIAG OF IND, LLC #6250		1			1
C A R E S		1			1
EVENTIDE LUTHERAN HOME		1			1
GENESEE COUNTY HEALTH DEPARTMENT		1			1
Kroger 739 - The Little Clinic La Grange Road		1			1
REELFOOT FAMILY WALK-IN CLINIC		1			1
SIMPLY HEALTHCARE AND WELLNESS CLINIC, PC			1	100%	1
INDIANA STATE DEPARTMENT OF HEALTH CLINIC MICROBIOLOGY		1			1
CLEVELAND CLINIC OHIO LABORATORIES			1	100%	1
CHOTA COMMUNITY HEALTH SERVICES		1			1
JOHNSON & JOHNSON VISION CARE-VISTAKON			1	100%	1
STAMFORD HOSPITAL			1	100%	1
LAURELLWOOD NURSING CENTER		1			1
FLORIDA HEALTH CARE MEDICAL GROUP		1			1
PULSE MEDICAL GROUP INC			1	100%	1
ST.ELIZABETH HEALTH CENTER	1				1
FLORIDA EPIDEMIOLOGY PROGRAM			1	100%	1
SACRED HEART MEDICAL CENTER			1	100%	1
CLARE BRIDGE OF CAPE CORAL		1			1
MINUTECLINIC MINUTECLINIC #3665		1			1
MEDICAL ASSOCIATES OF THE SHOALS		1			1
Fairhaven Retirement Community		1			1
COVE AT THE MARBELLA,THE			1	100%	1
MARTIN HEALTH PHYSICIAN GROUP			1	100%	1
Senatobia Healthcare & Rehab		1			1
PALM BAY URGENT CARE PL		1			1
MEDSTAR HEALTH URGENT CARE			1	100%	1
Autumn Care of Suffolk		1			1
PM PEDIATRICS OF BAYSIDE, PLLC - RIVE		1			1
NEW HORIZON PRIMARY CARE LLC			1	100%	1
WESTCOAST FAMILY PRACTICE		1			1
PENSACOLA PATHOLOGY		1			1
RAYMOND BASRI MD		1			1
HOUSTON METHODIST HOSPITAL			1	100%	1
Tremont Health & Rehabilitation Center		1			1
Good Samaritan Society Waukon		1			1
CHILDRENS SPECIALIST PEDIATRIC PULMMOLOGY &			1	100%	1
CARESPOT - OCOEE			1	100%	1
SANTA MONICA CA-UCLA MC			1	100%	1



# COVID-19: testing by laboratory

Data through Jan 11, 2021 verified as of Jan 12, 2021 at 09:25 AM

Data in this report are provisional and subject to change.

The numbers in the table below represent the number of Florida and non-Florida residents for whom test results were received by the Department of Health. A person can be tested by more than one laboratory and can have both positive and negative results. **Therefore, the sum of the numbers in each column will be larger than the total number of people tested.**

Reporting lab	Inconclusive	Negative	Positive	Percent positive	Total
ADVENT HEALTH - OWASA			1	100%	1
HALIFAX HEALTH PRIMARY CARE			1	100%	1
NORTH SHORE HEMATOLOGY-ONCOLOGY ASSOCI		1			1
LAB PLUS, LLC			1	100%	1
FLORIDA CLINICAL LABORATORY INC DBA			1	100%	1
BAYCARE OUTREACH LAB WH SOUTH			1	100%	1
MINUTECLINIC DIAGNOSTIC OF KANSAS PA		1			1
ST JOHNS EPISCOPAL HOSPITAL SOUTH SHORE		1			1
KIDSVILLE PEDIATRICS IV PA		1			1
PINELLAS CHD - CLEARWATER			1	100%	1
MINUTE CLINIC LLC #6765		1			1
STEPHENS COUNTY HOSPITAL			1	100%	1
SIGNATURE CARE COLLEGE STATION			1	100%	1
FLORIDA CLINICAL RESEARCH CENTER, LLC			1	100%	1
LIFELINK TRANSPLANT INSTITUTE LAB			1	100%	1
BROOKDALE PALM BEACH GARDENS			1	100%	1
CORIZON HEALTH INC			1	100%	1
VA OUTPATIENT PHARMACY			1	100%	1
LAKE PEDIATRICS			1	100%	1
Kroger 717 - The Little Clinic Dolphin Drive			1	100%	1
FLORIDA PRIMARY CARE AND SPORTS MEDICINE INC			1	100%	1
NONA MEDICAL ARTS		1			1
PULMONARY MEDICINE		1			1
CORNERSTONE OF RECOVERY INC		1			1
TANGLEWOOD MANOR		1			1
MEDEXPRESS URGENT CARE, EDWARDSVILLE		1			1
BROOKDALE LAKE TAVARES			1	100%	1
JOSEPH SCHENKER MD PC		1			1
MARINA DEL REY HOSPITAL LAB			1	100%	1
CFCH - FROSTPROOF			1	100%	1
PHYSICIANS PREMIER			1	100%	1
OPTUM OF HIALEAH		1			1
SHAH			1	100%	1
INLET CONCIERGE MEDICINE			1	100%	1
LEXINGTON HOSPITAL CORPORATION			1	100%	1
WINTER PARK MEMORIAL HOSPITAL LABORATORY		1			1
FLAGLER CARE CENTER			1	100%	1
AMD			1	100%	1
KNOX COMMUNITY HOSPITAL			1	100%	1
DONALSONVILLE HOSPITAL			1	100%	1
Kroger 524 - The Little Clinic Iron Bridge Road		1			1
BUFFALO CROSSINGS HEALTHCARE AND REHABILITATION CENTER			1	100%	1
ST. PETERSBURG PEDIATRICS-SEMINOLE			1	100%	1
NHC Chattanooga			1	100%	1
ADVANCE FAMILY PRACTICE LLC			1	100%	1
PARKLAND HEALTH & HOSPITAL			1	100%	1
SUMMIT LABORATORY			1	100%	1

# COVID-19: testing by laboratory

Data through Jan 11, 2021 verified as of Jan 12, 2021 at 09:25 AM

Data in this report are provisional and subject to change.

The numbers in the table below represent the number of Florida and non-Florida residents for whom test results were received by the Department of Health. A person can be tested by more than one laboratory and can have both positive and negative results. **Therefore, the sum of the numbers in each column will be larger than the total number of people tested.**

Reporting lab	Inconclusive	Negative	Positive	Percent positive	Total
CELEBRATION HOSPITAL			1	100%	1
HCL LABORATORIES			1	100%	1
CHESAPEAKE REGIONAL MEDICAL CENTER			1	100%	1
ALPHA 1 ANTITRYPSIN RESEARCH PROGRAM			1	100%	1
Kroger 379 - The Little Clinic Stony Brook		1			1
SONNI'S PEDIATRICS			1	100%	1
Central Park Healthcare & Rehabilitation Center		1			1
HARDEE COUNTY FIRE RESCUE		1			1
THE LITTLE CLINIC LLC			1	100%	1
ANDREWS INSTITUTE AMBULATORY SURGERY CENTER		1			1
PEDRO L ORTEGA MD PA			1	100%	1
HELGEMO & LIOU PEDIATRICS			1	100%	1
PALM BEACH DIABETES AND ENDOCRINE SPECIALISTS, PA			1	100%	1
BAYOU URGENT CARE			1	100%	1
Kroger 390 - The Little Clinic North College Hill		1			1
METROPOLITAN			1	100%	1
JAX FAMILY CARE		1			1
BEAUMONT HOSPITAL			1	100%	1
MERCYONE DES MOINES MEDICAL CENTER			1	100%	1
ORCHID TERRACE		1			1
VISTA LAKE ASSISTED LIVING			1	100%	1
Harbert Hills Academy Nursing Home		1			1
SAINT BARNABAS MEDICAL CENTER		1			1
HEALTH EXPRESS		1			1
CHILDREN'S MEMORIAL HOSPITAL			1	100%	1
GEORGE WASHINGTON UNIVERSITY HOSPITAL			1	100%	1
Garden Isle Healthcare and Rehabilitation Center		1			1
MIAMI VASCULAR SURGERY			1	100%	1
Imperial Healthcare Centre			1	100%	1
NEMOURS CHILDREN'S PRIMARY CARE, ST CLOUD			1	100%	1
Kroger 682 - The Little Clinic New Holland Market			1	100%	1
HEALTHCARE ASSOCIATES OF IRVING, LLP			1	100%	1
HELEN HAYES HOSPITAL LABORATORY		1			1
Cortland Acres Association		1			1
VIVEX/UMTB BIOMEDICAL			1	100%	1
ISLANDS ASSISTED LIVING FACILITY,THE			1	100%	1
MINUTE-CLINIC DIAGNOSTIC OF VIRGINIA,		1			1
QUEST INC			1	100%	1
JUPITER PEDIATRIC ASSOCIATES, PA			1	100%	1
DAVID LAWRENCE CENTER INC			1	100%	1
BRIDGEWATER PARK ASSISTED LIVING LLC			1	100%	1
DEPARTMENT OF HEALTH SERVICES			1	100%	1
LOUNDY		1			1
RPC@HODGES			1	100%	1
SUNCREST OMNI		1			1
POMPANO BEACH ARTIFICIAL KIDNEY CENTER			1	100%	1
PRINCIPLE DIAGNOSTICS LLC			1	100%	1

# COVID-19: testing by laboratory

Data through Jan 11, 2021 verified as of Jan 12, 2021 at 09:25 AM

Data in this report are provisional and subject to change.

The numbers in the table below represent the number of Florida and non-Florida residents for whom test results were received by the Department of Health. A person can be tested by more than one laboratory and can have both positive and negative results. **Therefore, the sum of the numbers in each column will be larger than the total number of people tested.**

Reporting lab	Inconclusive	Negative	Positive	Percent positive	Total
Kroger 57 - The Little Clinic Jay C Charlestown		1			1
MEDERI CARETENDERS			1	100%	1
Vi at Aventura		1			1
WELLMED AT FORT PIERCE		1			1
PINEVILLE PHARMACY			1	100%	1
HYDE PARK MEDICAL CENTER		1			1
			1	100%	1
NEBRASKA DEPARTMENT OF HEALTH AND HUMAN SERVICES			1	100%	1
CARE STATION MEDICAL GROUP		1			1
Longwood Community Living Center		1			1
DIVERSE MEDICAL CARE LLC			1	100%	1
ANSWERS RESOURCE FACILITY		1			1
TUNIS STREET GROUP HOME		1			1
MEDICAL CENTER OF CENTRAL GEORGIA			1	100%	1
SEASONS HOSPICE AND PALLIATIVE CARE OF			1	100%	1
BLUEWATER TOXICOLOGY			1	100%	1
RICHICHI FAMILY HEALTH			1	100%	1
LIFELINK TISSUE BANK D/B/A LIFELINK TISSUE BANK		1			1
ADVENTHEALTH MEDICAL GROUP OBSTETRICS			1	100%	1
LANCASHIRE HALL NURSING AND REHABILITATION CENTER		1			1
Brookdale Southside			1	100%	1
BROOKDALE FORT MYERS LAKES PARK			1	100%	1
EMERGENCY CARE SERVICES LAB AT JFK MEDICAL CENTER			1	100%	1
DOCTORS CARE - AIKEN MALL			1	100%	1
ACCOMPLISHED HOME CARE		1			1
Kroger - KR070300083			1	100%	1
Bethany Manor		1			1
XSTREMEMD			1	100%	1
CROSS CREEK HEALTH CARE		1			1
WELLMED AT LINEBAUGH AVE			1	100%	1
MY URGENT CARE CLINIC			1	100%	1
ADVENTHEALTH MEDICAL GROUP PEDIATRICS DIABETES &			1	100%	1
RIVIERA BEACH HEALTH CENTER LAB			1	100%	1
NICKLAUS CHILDREN'S DORAL OUTPATIENT CENTER			1	100%	1
MEDEXPRESS URGENT CARE - ST CLAIR, CLOVER DR.		1			1
DOCTORS HEARING			1	100%	1
BMC/NASSAU			1	100%	1
RAPID CITY REGIONAL HOSPITAL -579 ATTN. LABORATORY		1			1
MERITUS MEDICAL CENTER			1	100%	1
LIBERTY HEALTH CENTER			1	100%	1
ATRIA WILLOW WOOD			1	100%	1
LAKEVIEW REGIONAL HOSPITAL			1	100%	1
CLEVELAND CLINIC AKRON GENERAL			1	100%	1
GOSHEN MEDICAL CENTER			1	100%	1
MINUTECLINIC DIAGNOSTICS OF OKLAHOMA		1			1
COLUMBIA CREST CARE & RAHAB		1			1
ALLIANCE MD DIRECT PRIMARY CARE			1	100%	1

# COVID-19: testing by laboratory

Data through Jan 11, 2021 verified as of Jan 12, 2021 at 09:25 AM

Data in this report are provisional and subject to change.

The numbers in the table below represent the number of Florida and non-Florida residents for whom test results were received by the Department of Health. A person can be tested by more than one laboratory and can have both positive and negative results. **Therefore, the sum of the numbers in each column will be larger than the total number of people tested.**

Reporting lab	Inconclusive	Negative	Positive	Percent positive	Total
LEE MEMORIAL HOSPITAL OUTPATIENT SURGERY CENTER			1	100%	1
MISSOURI DEPARTMENT OF HEALTH AND SENIOR SERVICES - STATE PH LAB		1			1
PIONEER CLINICAL RESEARCH LLC			1	100%	1
BROOKDALE OF SPRING HILL		1			1
MEDICAL SPECIALISTS OF THE PALM BEACHES INC			1	100%	1
ACUPATH LABORATORIES INC			1	100%	1
Excel Care Center			1	100%	1
TMH FSU RAPID LABORATORY			1	100%	1
COLONIAL MEDICAL CENTER-EAST ORLANDO			1	100%	1
OPP HEALTH AND REHABILITATION		1			1
PLEASANT RIDGE MANOR WEST		1			1
BODYK			1	100%	1
BEST CARE COMMUNITY AND FAMILY HEALTH CENTER INC			1	100%	1
VIRGINIA UROLOGY		1			1
Masonic Medical Research Institute			1	100%	1
MIAMI CHILDRENS HOSPITAL MIDTOWN OUTPATIENT CENTER			1	100%	1
ROSECASTLE OF JACKSONVILLE LLC			1	100%	1
WORKFORCE HEALTH DEPARTMENT			1	100%	1
GENESIS HEALTH SYSTEM			1	100%	1
OMNI HEALTHCARE INC			1	100%	1
INHEALTH LIFE SCIENCES LLC			1	100%	1
ELITE CARE			1	100%	1
KIDSVILLE PEDIATRICS III PA			1	100%	1
CFHC - FROSTPROOF			1	100%	1
UMHC HOLLYWOOD LABORATORY			1	100%	1
MEDEXPRESS URGENT CARE - TOPEKA, SW WANAMAKER RD		1			1
Good Samaritan Society - Albion		1			1
ADVANCED LABORATORY SERVICES			1	100%	1
BREVARD FAMILY WALK IN CLINIC			1	100%	1
ABSOLUTE HEALTH INTERNAL MEDICINE AND PEDIATRICS		1			1
ROBERTS WESLEYAN COLLEGE HEALTH CENTE		1			1
MEDEXPRESS URGENT CARE - CONWAY		1			1
JACK M MATHENY II MD			1	100%	1
BAYFRONT CARDIOVASCULAR ASSOCIATES			1	100%	1
MID-FLORIDA CANCER CENTERS		1			1
MEMORIAL HOSPITAL OF TAMPA			1	100%	1
Summit Medical Group Morristown Oncology		1			1
MEDEXPRESS URGENT CARE - RUSSELLVILLE, W MAIN ST		1			1
Alden North Shore			1	100%	1
VELOCITY URGENT CARE			1	100%	1
PROVIDENCE HOSPITAL			1	100%	1
SUNY AT STONY BROOK			1	100%	1
STANDIFER PLACE		1			1
ADVANCE GASTROENTEROLOGY			1	100%	1
Riverside Nursing & Rehabilitation Center		1			1
OCALA RKC EAST HEMO #1			1	100%	1
Mayfair Village Nursing Care Center		1			1

# COVID-19: testing by laboratory

Data through Jan 11, 2021 verified as of Jan 12, 2021 at 09:25 AM

Data in this report are provisional and subject to change.

The numbers in the table below represent the number of Florida and non-Florida residents for whom test results were received by the Department of Health. A person can be tested by more than one laboratory and can have both positive and negative results. **Therefore, the sum of the numbers in each column will be larger than the total number of people tested.**

Reporting lab	Inconclusive	Negative	Positive	Percent positive	Total
FLORIDA FAMILY LABORATORY		1			1
HOLYOKE MEDICAL CENTER			1	100%	1
Accordius Health at Gastonia			1	100%	1
LAB. CORP. OF AMERICA			1	100%	1
TALLAHASSEE MEMORIAL HEALTHCARE			1	100%	1
LANTANA HC LAB			1	100%	1
PARKWAY REGIONAL MEDICAL CENTER LAB			1	100%	1
CLINICAL MICROBIOLOGY LAB FAIRVIEW UNIVERSITY HOSPITAL			1	100%	1
CLARKSVILLE MANOR INC		1			1
THYROID SPECIALTY LABORATORY			1	100%	1
MEDEXPRESS URGENT CARE - BECKLEY		1			1
LOGAN COUNTY HOSPITAL			1	100%	1
YOUR KIDS URGENT CARE			1	100%	1
FIVE STAR PREMIER RESIDENCES OF POMPANO BEACH			1	100%	1
OAKMONTE VILLAGE OF DAVIE			1	100%	1
RCA LABORATORY SERVICES LLC			1	100%	1
CARING PROFESSIONAL HEALTH CARE LLC		1			1
PHYSICIANS FOR CHILDREN			1	100%	1
Oak Hill Health & Rehabilitation Center			1	100%	1
TIMPANOGOS REGIONAL HOSPITAL			1	100%	1
VANAJA SUREDDI MD PA			1	100%	1
METHODISM MIDLOTHIAN MEDICAL CENTER			1	100%	1
MINUTE CLINIC DIAGNOSTIC OF VIRGINIA, LLC #1905		1			1
ARIZONA STATE LABORATORY			1	100%	1
DE TAR HOSPITAL			1	100%	1
ADVENTHEALTH MEDICAL GROUP COMMUNITY MEDICINE			1	100%	1
HACKENSACK UNIVERSITY MEDICAL CENTER		1			1
UMMC MIDTOWN CAMPUS			1	100%	1
FAMILY PRACTICE ASSOCIATES		1			1
SEWALLS POINT PHARMACY INC			1	100%	1
KINGWOOD EMERGENCY HOSPITAL			1	100%	1
ILLINOIS DEPT OF PUBLIC HEALTH LABS			1	100%	1
CONVENIENT MEDICAL AND HEALTH SERVICES			1	100%	1
CACERES SPECIALIZED GYNECOLOGY		1			1
Elm Crest Senior Living Community		1			1
MORNINGSIDE NURSING AND REHABILITATION		1			1
RM PHARMACY SERVICES INC		1			1
THE HEART HOSPITAL BAYLOR PLANO			1	100%	1
VA OPTOMETRY CLINIC			1	100%	1
CARESPOT URGENT CARE		1			1
SURGERY CENTER, THE			1	100%	1
DOCTORS CARE OF PALM COAST			1	100%	1
ACCURATE HEALTH SERVICES CORP			1	100%	1
JACKSON MADISON CO. GEN. HOSPITAL			1	100%	1
SUN CLINICAL LABORATORIES			1	100%	1
LITTLE FALLS HOSPITAL LABORATORY		1			1
HUNEYCUTT FAMILY PRACTICE			1	100%	1



# COVID-19: testing by laboratory

Data through Jan 11, 2021 verified as of Jan 12, 2021 at 09:25 AM

Data in this report are provisional and subject to change.

The numbers in the table below represent the number of Florida and non-Florida residents for whom test results were received by the Department of Health. A person can be tested by more than one laboratory and can have both positive and negative results. **Therefore, the sum of the numbers in each column will be larger than the total number of people tested.**

Reporting lab	Inconclusive	Negative	Positive	Percent positive	Total
ER NEAR ME HULEN		1			1
CANDLER HOSPITAL			1	100%	1
HARDIN HEALTH INC		1			1
CHP COVID-19 (TX)			1	100%	1
PCR DIAGNOSTICS			1	100%	1
MEDEXPRESS URGENT CARE - FORT SMITH		1			1
Arch Plaza Nursing and Rehabilitation Center			1	100%	1
MICROBIOLOGY DEPARTMENT			1	100%	1
PEACHEALTH LABORATORIES		1			1
Miller Health Care Center			1	100%	1
BAYFRONT HEAL WOUND CARE AND HYPERBARIC CENTER			1	100%	1
ROCKLEDGE HEALTH & REHABILITATION CENTER			1	100%	1
MERCY – NORTH IOWA			1	100%	1
MED CHOICE CENTER OF NORTH MIAMI			1	100%	1
SERENADES BY SONATA		1			1
ENCOMPASS HEALTH REHABILITATION HOSPITAL OF LARGO			1	100%	1
ST MARY'S OF SAGINAW		1			1
ATRIA TAMARAC			1	100%	1
FLORIDA HEART AND VASCULAR MULTISPECIALTY GROUP PA			1	100%	1
BERKSHIRE MEDICAL CENTER			1	100%	1
Ash Flat Healthcare and Rehabilitation Center			1	100%	1
CLEVELAND CLINIC OUTPATIENT LABORATORY			1	100%	1
HARDIN MEMORIAL HOSPITAL - HEARTLAND PATHOLOGY CONSULTANTS			1	100%	1
AUTUMN HOUSE			1	100%	1
CALIFORNIA PUBLIC HEALTH LABORATORY			1	100%	1
GREATER TAMPA AT HOME			1	100%	1
SV MOBILE HEALTH			1	100%	1
MANORCARE AT LELY PALMS			1	100%	1
OXY-GENLAB			1	100%	1
Kroger 758 - The Little Clinic Providence		1			1
CLERMONT HEALTH DEPARTMENT			1	100%	1
OHIO VALLEY MANOR NURSING &		1			1
Aspire Physical Recovery Center at Cahaba River		1			1
MEDICAL CLINIC OF HOUSTON			1	100%	1
CVS MINUTE CLINIC DIAGNOSTIC MED GRP OF CAL		1			1
ST. LUKES HOSPITAL			1	100%	1
OMNI HEALTHCARE URGENT CARE			1	100%	1
GENESIS FAMILY PRACTICE			1	100%	1
SOMA MEDICAL CENTER PA #3			1	100%	1
SUTTER GOULD MEDICAL FOUNDATION			1	100%	1
ARDEN COURTS OF LELY PALMS□			1	100%	1
CHI ST. LUKE'S HEALTH BCM MEDICAL CENTER			1	100%	1
VETERANS AFFAIRS MEDICAL CENTER - EAST ORANGE			1	100%	1
HEALTH ALLIANCE			1	100%	1
CATHEDRAL GERONTOLOGY CENTER DBA CATHEDRAL CARES			1	100%	1
LCMC LAB SUBSECTION		1			1
LARKIN COMMUNITY HOSPITAL PALM SPRINGS CAMPUS			1	100%	1

# COVID-19: testing by laboratory

Data through Jan 11, 2021 verified as of Jan 12, 2021 at 09:25 AM

Data in this report are provisional and subject to change.

The numbers in the table below represent the number of Florida and non-Florida residents for whom test results were received by the Department of Health. A person can be tested by more than one laboratory and can have both positive and negative results. **Therefore, the sum of the numbers in each column will be larger than the total number of people tested.**

Reporting lab	Inconclusive	Negative	Positive	Percent positive	Total
PARTNERS IN PRIMARY CARE		1			1
RIVERSIDE REGIONAL MED CENTER			1	100%	1
Vibralfife of El Paso Rehabilitation Center			1	100%	1
Ocala Regional Kidney Center East			1	100%	1
ELLIS HOSPITAL URGENT CARE CENTER LAB		1			1
NEW ERA HEALTH CENTER INC		1			1
West Bay of Tampa Center			1	100%	1
Lutheran Community at Telford		1			1
MORGAN STANELY HEALTH CENTER		1			1
TREASURE COAST PRIMARY CARE		1			1
MOUNT SINAI MEDICAL CENTER AVENTURA ER			1	100%	1
CURELOGICS WOUND CARE & HYPERBARIC CENTER		1			1
CAREHERE LLC			1	100%	1
SANTA BARABARA ALF LLC (THE WINDSOR)			1	100%	1
KEY WEST HMA PHYSICIAN MANAGEMENT, LLC			1	100%	1
KANSAS CITY VA MEDICAL CENTER			1	100%	1
ALLIED PEDIATRICS & FAMILY MEDICINE			1	100%	1
WEILL CORNELL MEDICAL ASSOCIATES - EAST SIDE		1			1
MEDEXPRESS URGENT CARE - LITTLE ROCK		1			1
SHELBYVILLE HOSPITAL COMPANY		1			1
HABANA HEALTH CARE CENTER			1	100%	1
WALGREEN#12147		1			1
PROVIDENCE ST PETER HOSPITAL		1			1
Redwood Springs Healthcare			1	100%	1
FELD ENTERTAINMENT			1	100%	1
OAK HAVEN REHAB AND NURSING CENTER			1	100%	1
ADVANCED URGENT CARE PLLC		1			1
NEW YORK PRESBYTERIAN HOSPITAL			1	100%	1
MINUTECLINIC # 21110			1	100%	1
BEAUMONT HOSPITAL, GROSSE POINTE			1	100%	1
MAYO CLINIC OUTPATIENT DIALYSIS CENTER			1	100%	1
ORMOND MEDICAL ARTS FAMILY PRACTICE PL			1	100%	1
HAWKEYE CARE CENTER DUBUQUE		1			1
LAKE MARY OPTUM FLORIDA			1	100%	1
ORLANDO HEALTH PHYSICIAN GROUP INC			1	100%	1
DOC PAM PA		1			1
FLORIDA HOSPITAL ORMOND BEACH			1	100%	1
HIBISCUS COURT			1	100%	1
RABI SINHA, MD		1			1
THOMAS HOSPITAL			1	100%	1
PARK AVENUE DERMATOLOGY NORTH			1	100%	1
HOWELL BRANCH COURT			1	100%	1
TRAVIS LEE THOMPSON MD			1	100%	1
UNIVERSITY OF NORTH CAROLINA HOSPITALS			1	100%	1
SMITH NORTHVIEW HOSPITAL LAB			1	100%	1
MINUTECLINIC DIAGNOSTIC, PA #10252		1			1
COMMUNICABLE DISEASE CONTROL/PUBLIC HEALTH EMERGENCY PREPAREDNESS			1	100%	1

# COVID-19: testing by laboratory

Data through Jan 11, 2021 verified as of Jan 12, 2021 at 09:25 AM

Data in this report are provisional and subject to change.

The numbers in the table below represent the number of Florida and non-Florida residents for whom test results were received by the Department of Health. A person can be tested by more than one laboratory and can have both positive and negative results. **Therefore, the sum of the numbers in each column will be larger than the total number of people tested.**

Reporting lab	Inconclusive	Negative	Positive	Percent positive	Total
ARNOLD PALMER HOSPITAL LAB POCT		1			1
CLUB HEALTH AND REHABILITATION CENTER, THE		1			1
HOLSTON MEDICAL GROUP		1			1
BASCOM PALMER-MICRO LAB			1	100%	1
ESOTERIC LAB			1	100%	1
TWIN			1	100%	1
Metairie Healthcare Center			1	100%	1
FLORIDA HOSPITAL LAB			1	100%	1
THE CLINIC ON SIXTH			1	100%	1
COVID RAPID LABS			1	100%	1
LOURDES URGENT CARE			1	100%	1
NASSAU UNIVERSITY MEDICAL CENTER DEPT		1			1
ST CATHERINE HOSPITAL LABORATORY			1	100%	1
PM PEDIATRICS PC			1	100%	1
PRIMACARE MEDICAL LAKEWOOD			1	100%	1
STATE OF FLORIDA			1	100%	1
LOPEZ		1			1
SOUTH FLORIDA URGENT CARE CENTERS, LLC			1	100%	1
INDIAN RIVER CLINICAL LABORATORY, INC.		1			1
Lenbrook		1			1
UF HEALTH - WILDLIGHT			1	100%	1
Birmingham Nursing & Rehab Center		1			1
OSF ST JOSEPH MEDICAL CENTER			1	100%	1
SKYRIDGE CLINICAL ASSOCIATES		1			1
FAMILY MEDICAL CENTERS			1	100%	1
PENNY PEDIATRICS		1			1
Livingston County Center for Nursing and Rehabilitation		1			1
Kroger 635 - The Little Clinic Dacula		1			1
BAPTIST HOSPITAL NURSING/PATIENT CARE			1	100%	1
Kroger 096 - The Little Clinic Orchard and Holly		1			1
PALMETTO PRIMARY CARE PHYSICIANS			1	100%	1
ROSE HAVEN NURSING CENTER		1			1
DILELLA			1	100%	1
FLORIDA HOSPITAL TRANSPLANT CENTER		1			1
FLORIDA MEDICAL CLINIC PA GI			1	100%	1
MOUNT SINAI AVENTURA DIAGNOSTIC CENTER			1	100%	1
Lemont Nursing and Rehab Center			1	100%	1
NORTH CAROLINA STATE LABORATORY OF PUBLIC HEALTH, SPECTRUM LAB NETWORK			1	100%	1
VA ST LOUIS HEALTH CARE SYSTEM			1	100%	1
BL DIAGNOSTICS LLC			1	100%	1
PARK AVENUE PEDIATRICS PC		1			1
Signature Healthcare of Georgetown		1			1
LIFELINK OF FLORIDA			1	100%	1
Integrity Healthcare of Carbondale			1	100%	1
MADISON AT OVIEDO			1	100%	1
JMJ FAMILY PRACTICE			1	100%	1
ICARE		1			1

# COVID-19: testing by laboratory

Data through Jan 11, 2021 verified as of Jan 12, 2021 at 09:25 AM

Data in this report are provisional and subject to change.

The numbers in the table below represent the number of Florida and non-Florida residents for whom test results were received by the Department of Health. A person can be tested by more than one laboratory and can have both positive and negative results. **Therefore, the sum of the numbers in each column will be larger than the total number of people tested.**

Reporting lab	Inconclusive	Negative	Positive	Percent positive	Total
Chestnut Ridge Nursing & Rehab		1			1
Kroger 020 - The Little Clinic Wheat Ridge		1			1
Florida Baptist Retirement Center		1			1
Mill Valley Care Center		1			1
CHIEFLAND MEDICAL CENTER			1	100%	1
DASCENA LAB			1	100%	1
NORTHSIDE HOSPITAL DULUTH			1	100%	1
VAULT MEDICAL SERVICES			1	100%	1
HENRICO DOCTOR'S LABORATORY			1	100%	1
IVAN, MAYA			1	100%	1
RHODE ISLAND DEPARTMENT OF HEALTH LABORATORIES			1	100%	1
CONCIERGE INTERNAL MEDICINE ASSOCIATES			1	100%	1
HAWAII DEPARTMENT OF HEALTH LAB			1	100%	1
CAROMONT HEALTH			1	100%	1
Signature Healthcare of Savannah		1			1
LAKE COMMUNITY ACTION AGENCY		1			1
PALM BEACH COUNTY HEALTH DEPT.			1	100%	1
ST. LUKE'S HOSPITAL			1	100%	1
ADVENTHEALTH IMAGING LAKE NONA			1	100%	1
SOUTHERN SURGICAL ARTS		1			1
HEALTH PLUS SUNRISE MEDICAL OFFICE			1	100%	1
LABORATORIO MEDICO CENTRAL CONDOMINO MD			1	100%	1
DUKE UNIVERSITY POINT OF CARE TESTING PROGRAM			1	100%	1
EP MEDICAL EQUIPMENT PHARMACY			1	100%	1
SKY RIDGE MEDICAL CENTER - MICRO			1	100%	1
UNIVERISTY OF MIAMI			1	100%	1
Victory Health and Rehabilitation			1	100%	1
ALLIED PHYSICIANS GROUP		1			1
MARYLAND DEPARTMENT OF HEALTH AND MENTAL HYGIENE-LABORATORIES			1	100%	1
FIU HEALTH CARE CENTER			1	100%	1
SHAMRA MEDICAL LABORATORY			1	100%	1
IRA FIALKO DO			1	100%	1
Ramsey Village		1			1
ANMED HEALTH MEDICAL CENTER			1	100%	1
RAPID RESULT CORP LLC			1	100%	1
MILFORD REGIONAL HOSPITAL			1	100%	1
PRIORITY CARE LLC			1	100%	1
LAKELAND REGIONAL HEALTH GRASSLANDS		1			1
MEDICAL ASSOCIATES OF PINELLAS - LAB			1	100%	1
USC VERDUGO HILLS HOSPITAL			1	100%	1
EASTSIDE URGENT CARE			1	100%	1
PATHOLOGY		1			1
MAYO CLINIC BEACHES PRIMARY CARE CTR		1			1
FLAGLER PROFESSIONAL HEALTH CARE SERVICES INC		1			1
Heartland of Perrysburg		1			1
HUMC		1			1
RIVERSIDE MEDICAL CENTER		1			1

# COVID-19: testing by laboratory

Data through Jan 11, 2021 verified as of Jan 12, 2021 at 09:25 AM

Data in this report are provisional and subject to change.

The numbers in the table below represent the number of Florida and non-Florida residents for whom test results were received by the Department of Health. A person can be tested by more than one laboratory and can have both positive and negative results. **Therefore, the sum of the numbers in each column will be larger than the total number of people tested.**

Reporting lab	Inconclusive	Negative	Positive	Percent positive	Total
MINUTECLINIC, LLC #07876			1	100%	1
UNIVERSITY COMMUNITY HEALTH SERVICES			1	100%	1
SANTA CLARA VALLEY MEDICAL CENTER			1	100%	1
MDS PHARMA SERVICES		1			1
MEDEXPRESS-DOVER		1			1
STEWARD FLORIDA ALF, INC			1	100%	1
CUSTOM SCRIPTS PHARMACY		1			1
THE EDGEWATER AND WATERMAN VILLAGE			1	100%	1
Kroger 523 - The Little Clinic Dickson			1	100%	1
MOSAIC MEDICAL CENTER MARYVILLE			1	100%	1
BUENA VIDA ESTATES			1	100%	1
ELEMENTS PHARMACY			1	100%	1
GEORGETOWN URGENT CARE			1	100%	1
UPMC NORTHWEST HOSPITAL			1	100%	1
PROVIDENCE ST. PATRICK HOSPITAL			1	100%	1
Eddy Memorial Geriatric Center		1			1
Trucare Living Centers - Columbus		1			1
NORTH FLORIDA CHILD DEVELOPMENT, INC			1	100%	1
CHILTON MEDICAL CENTER		1			1
MINUTECLINIC, LLC, DBA MINUTECLINIC #4		1			1
Waddell Nursing & Rehab Center		1			1
LABCORP OF AMERICA HOLDINGS		1			1
MALUHIA		1			1
WEST DADE PEDIATRICS			1	100%	1
LIFESPAN HEALTH - SELMER		1			1
Sanford Health & Rehabilitation			1	100%	1
COMMUNITY PHYSICIANS OF NORTH PORT PA			1	100%	1
MIDWAY SPECIALTY CARE CENTER INC		1			1
UNIVERSITY OF MIAMI PRIMARY CARE SITE UMHC 3039			1	100%	1
MERCY GENERAL HOSPITAL			1	100%	1
DIXIE REGIONAL MEDICAL CENTER			1	100%	1
MONROE COUNTY FIRE RESCUE		1			1
UHS BINGHAMTON GENERAL			1	100%	1
The Palms Nursing and Rehabilitation		1			1
SOUTHERN BREEZE HEALTHCARE			1	100%	1
MEMORIAL HEALTH UNIVERSITY MEDICAL CENTER			1	100%	1
NEWTON MEMORIAL HOSPITAL		1			1
FHCP ASC - ORANGE CITY			1	100%	1
Waters of Covington		1			1
SANFORD LABORATORIES WATERTOWN			1	100%	1
Bethel Lutheran Nursing & Rehabilitation Center		1			1
REFERENCE LABORATORY			1	100%	1
Lenox on the Lake			1	100%	1
HOLLAND COMMUNITY HOSPITAL		1			1
GOSHEN HOSPITAL			1	100%	1
MONMOUTH MEDICALC ENTER		1			1
Memorial Health Care Center			1	100%	1



# COVID-19: testing by laboratory

Data through Jan 11, 2021 verified as of Jan 12, 2021 at 09:25 AM

Data in this report are provisional and subject to change.

The numbers in the table below represent the number of Florida and non-Florida residents for whom test results were received by the Department of Health. A person can be tested by more than one laboratory and can have both positive and negative results. **Therefore, the sum of the numbers in each column will be larger than the total number of people tested.**

Reporting lab	Inconclusive	Negative	Positive	Percent positive	Total
FAYETTE MEDICAL CENTER LAB		1			1
CTMD MEDICAL CENTER, PA			1	100%	1
OCALA REGIONAL DIALYSIS- NORTH			1	100%	1
CAREWELL URGENT CARE FITCHBURG			1	100%	1
QUALITY CLINICAL LAB LLC			1	100%	1
SOUTHERN HILLS MEDICAL CENTER			1	100%	1
FLORIDA KEYS PED AND ADOLES CTR			1	100%	1
FLORIDA MEDICAL CENTER			1	100%	1
SANITAS RESEARCH LLC			1	100%	1
LOWER KEYS COMMUNITY HEALTH CENTER			1	100%	1
HERNANDO CHILDREN'S			1	100%	1
ANY LAB TEST FAST CORP			1	100%	1
Southwest Louisiana Veterans Home			1	100%	1
ST LUKES SURGICAL AT THE VILLAGES INC			1	100%	1
PATHWAY PHARMACY			1	100%	1
PRIMEX CLINICAL LABORATORIES INC			1	100%	1
MOUNT SINAI COMPREHENSIVE CANCER CENTER			1	100%	1
MEDEXPRESS URGENT CARE - HADLEY		1			1
OLEAN GENERAL HOSPITAL		1			1
HORIZON MEDICAL CENTER			1	100%	1
ORLANDO PHYSICIAN NETWORK		1			1
MEDEXPRESS URGENT CARE - DERBY N ROCK		1			1
BNJ		1			1
HAMILTON CI MAIN UNIT ANNEX/ WORK CAMP			1	100%	1
SIGNATURE CARE MEMORIAL CITY			1	100%	1
DASCENA, INC			1	100%	1
MAURY REGIONAL MEDICAL CENTER		1			1
CORNERSTONE PEDIATRICS			1	100%	1
MANOR CARE OF DELRAY BEACH FL LLC		1			1
HILTON HEAD HOSPITAL/INPATIENT			1	100%	1
MID FLORIDA BIOLOGICALS			1	100%	1
Falmouth By The Sea			1	100%	1
MINUTECLINIC DIAGNOSTIC OF OHIO #4401		1			1
441 URGENT CARE CENTER - BROWNWOOD			1	100%	1
BROOKSHIRE, THE			1	100%	1
ALPHA CLINICAL LABORATORY CORP.			1	100%	1
MEDEXPRESS URGENT CARE-MEADVILLE			1	100%	1
Community Compassion Center of Batesville			1	100%	1
TRUMAN MEDICAL CENTER - HOSPITAL HILL			1	100%	1
ST. JOHN HOSPITAL & MEDICAL CENTER			1	100%	1
AURORA MEDICAL CENTER-KENOSHA			1	100%	1
LEGACY AT HIGHWOODS PRESERVE		1			1
BIOMERIEUX			1	100%	1
AVERA ST. MARY'S HOSPITAL			1	100%	1
TITUSVILLE CENTER FOR SURGICAL EXCELLENCE LLC		1			1
MINUTECLINIC DIAGNOSTIC OF TN, PC 6304		1			1
MINUTECLINIC DIAGNOSTIC OF TN PC #240		1			1

# COVID-19: testing by laboratory

Data through Jan 11, 2021 verified as of Jan 12, 2021 at 09:25 AM

Data in this report are provisional and subject to change.

The numbers in the table below represent the number of Florida and non-Florida residents for whom test results were received by the Department of Health. A person can be tested by more than one laboratory and can have both positive and negative results. **Therefore, the sum of the numbers in each column will be larger than the total number of people tested.**

Reporting lab	Inconclusive	Negative	Positive	Percent positive	Total
CRUSADER COMMUNITY HEALTH			1	100%	1
NEW ERA COMMUNITY HEALTH CENTER LLC		1			1
SYNERGENE LABORATORY			1	100%	1
SACRED HEART HOSPITAL NURSING			1	100%	1
ST VINCENT'S AMBULATORY CARE INC			1	100%	1
HALIFAX HEALTH PRIMARY CARE ORMOND			1	100%	1
CARE POINT HEALTH AND WELLNESS CENTER		1			1
FHPG SURGICAL ASSOCIATES OF EAST PASCO			1	100%	1
Total	68,196	13,272,560	1,920,618	13%	15,261,374