

COVID-19: summary of cases and monitoring

Data through Jan 10, 2021 verified as of Jan 11, 2021 at 09:25 AM

Data in this report are provisional and subject to change.

Cases: people with positive PCR or antigen test result		Cases: people with positive PCR or antigen test result	
Total cases		Risk factors for Florida residents	
Florida residents	1,461,958	Traveled	12,164
Non-Florida residents	26,628	Contact with a known case	544,803
Type of testing		Traveled and contact with a known case	16,174
Florida residents	1,461,958	Neither	888,817
Positive by BPHL/CDC	53,027	No travel and no contact	168,735
Positive by commercial/hospital lab	1,408,931	Travel is unknown	528,230
PCR positive	1,229,770	Contact is unknown	323,939
Antigen positive	232,188	Contact is pending	345,953
Non-Florida residents	26,628	Travel can be unknown and contact can be unknown or pending for the same case, these numbers will sum to more than the "neither" total.	
Positive by BPHL/CDC	705		
Positive by commercial/hospital lab	25,923		
PCR positive	19,297		
Antigen positive	7,331		
Characteristics			
Florida residents hospitalized	65,796		
Florida resident deaths	23,071		
Non-Florida resident deaths	353		
Hospitalized counts include anyone who was hospitalized at some point during their illness. It does not reflect the number of people currently hospitalized.			
More information on deaths identified through death certificate data is available on the National Center for Health Statistics website at www.cdc.gov/nchs/nvss/vsrr/COVID19/index.htm .			

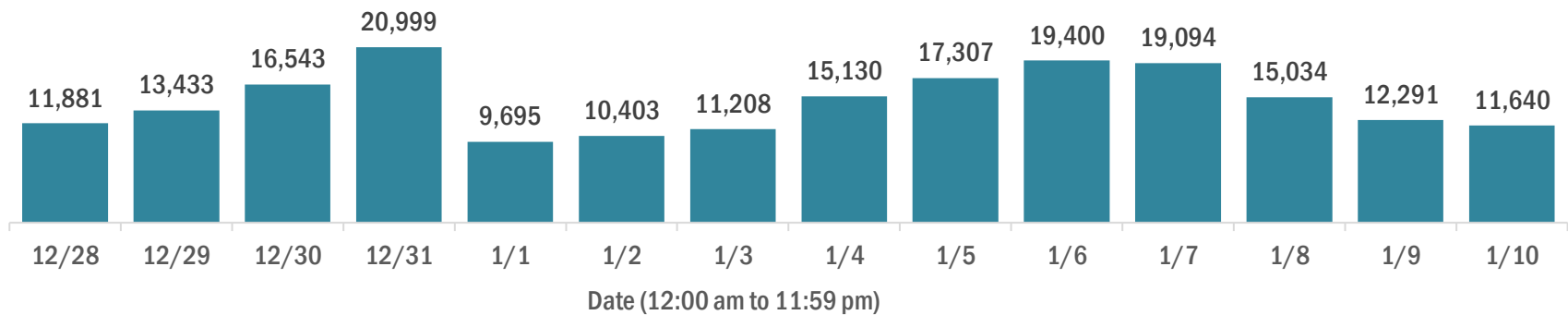
COVID-19: summary of laboratory testing

Data through Jan 10, 2021 verified as of Jan 11, 2021 at 09:25 AM

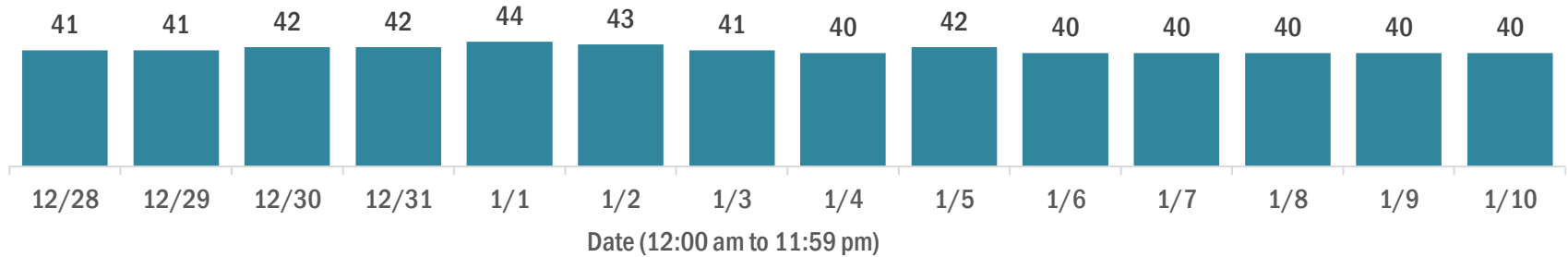
Data in this report are provisional and subject to change.

Cases in Florida residents per day for the past 2 weeks

Number of cases per day



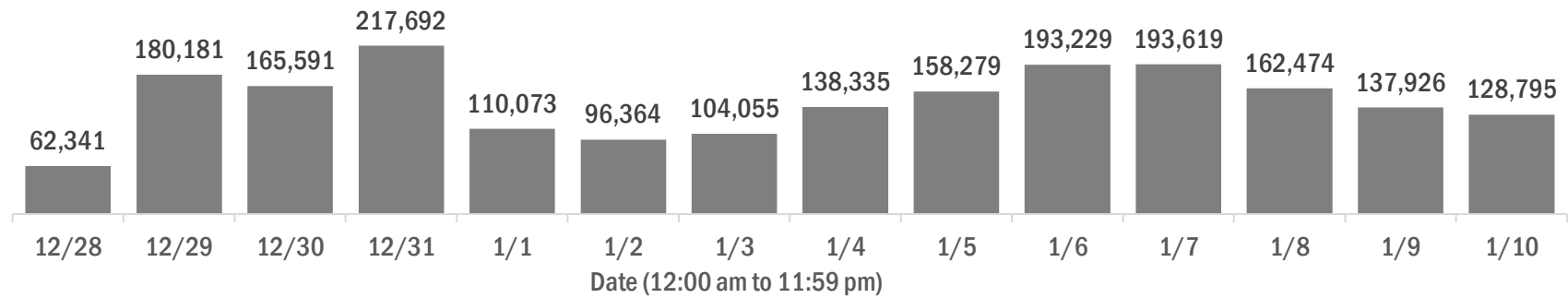
Median age of cases by day



Laboratory testing for Florida residents over the past 2 weeks

Number of Florida residents tested per day

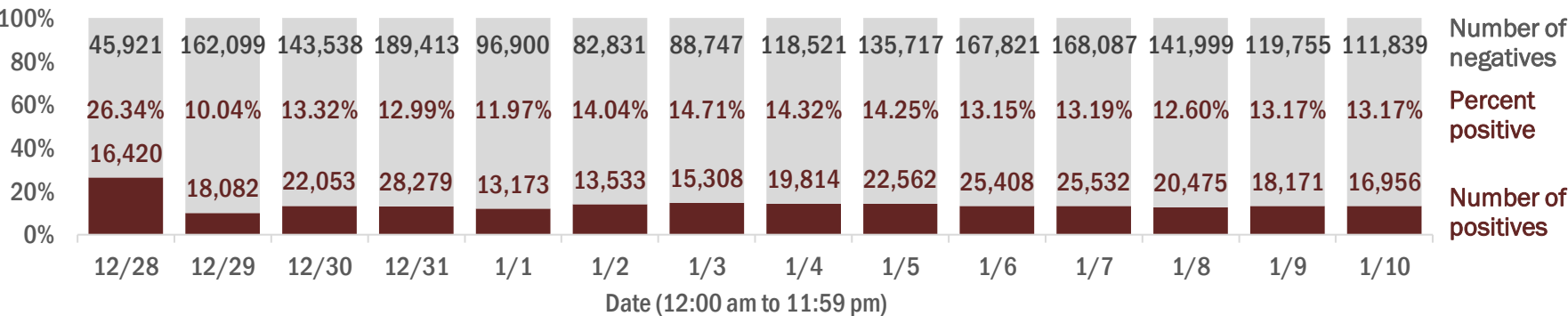
These counts include the number of people for whom the Department received PCR or antigen laboratory results by day. People tested on multiple days will be included for each day a new result was received. A person is only counted once for each day they are tested, regardless of whether multiple specimens are tested or multiple results are received.



Number and percent of Florida residents with positive test results

The percent of positive results ranged from 10.04% to 26.34% over the past 2 weeks and was 13.17% yesterday.

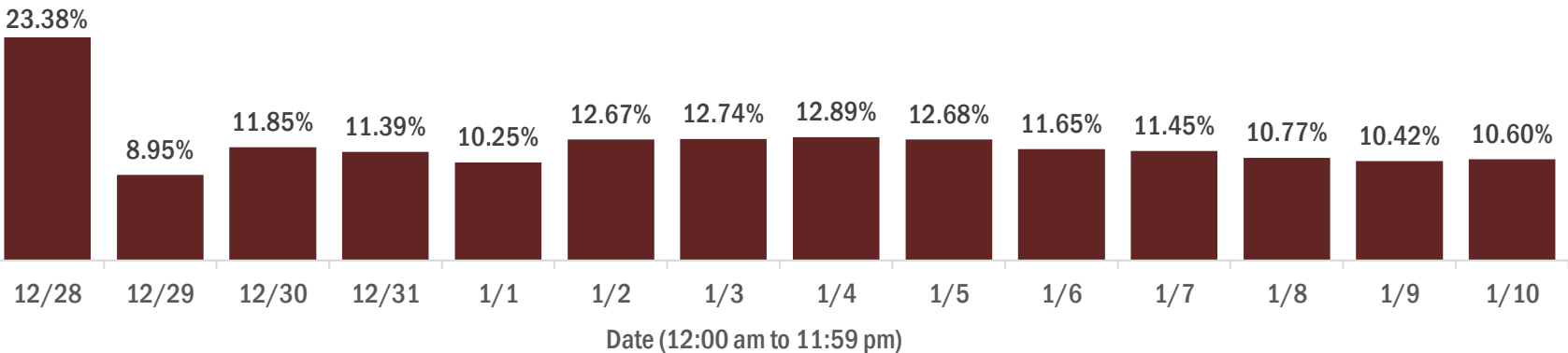
These counts include the number of people for whom the Department received PCR or antigen laboratory results by day. People tested on multiple days will be included for each day a new result was received. A person is only counted once for each day they are tested, regardless of whether multiple specimens are tested or multiple results are received. If a person has a positive specimen and a negative specimen in the same day, only the positive result is counted.



Percent positivity for new cases in Florida residents

The percent of positive results ranged from 8.95% to 23.38% over the past 2 weeks and was 10.60% yesterday.

This percent is the number of people who test PCR- or antigen-positive for the first time divided by all the people tested that day, excluding people who have previously tested positive.



COVID-19: characteristics of 1,461,958 Florida resident cases

Data through Jan 10, 2021 verified as of Jan 11, 2021 at 09:25 AM

Data in this report are provisional and subject to change.

Age group	Cases		Hospitalizations		Deaths	
0-4 years	26,746	2%	439	1%	0	0%
5-14 years	80,303	5%	396	1%	5	0%
15-24 years	226,845	16%	1,685	3%	36	0%
25-34 years	260,155	18%	3,402	5%	126	1%
35-44 years	228,253	16%	5,144	8%	367	2%
45-54 years	224,771	15%	7,797	12%	893	4%
55-64 years	191,918	13%	11,339	17%	2,505	11%
65-74 years	121,217	8%	13,416	20%	4,890	21%
75-84 years	67,520	5%	13,135	20%	6,904	30%
85+ years	33,073	2%	9,038	14%	7,345	32%
Unknown	1,157	0%	5	0%	0	0%
Total	1,461,958		65,796		23,071	

Gender	Cases	
Female	761,261	52%
Male	689,894	47%
Unknown	10,803	1%
Total	1,461,958	

Ethnicity	Cases		Hospitalizations		Deaths	
Hispanic	458,774	31%	17,370	26%	5,562	24%
Non-Hispanic	675,980	46%	45,016	68%	15,901	69%
Unknown	327,204	22%	3,410	5%	1,608	7%
Total	1,461,958		65,796		23,071	

Race and ethnicity	Cases		Hospitalizations		Deaths	
White	789,453	54%	42,120	64%	16,582	72%
Hispanic	304,980	21%	12,249	19%	4,403	19%
Non-Hispanic	424,650	29%	28,507	43%	11,406	49%
Unknown	59,823	4%	1,364	2%	773	3%
Black	191,563	13%	14,049	21%	3,898	17%
Hispanic	10,827	1%	572	1%	149	1%
Non-Hispanic	163,879	11%	13,160	20%	3,599	16%
Unknown	16,857	1%	317	0%	150	1%
Other race	208,458	14%	7,588	12%	1,839	8%
Hispanic	106,115	7%	4,114	6%	862	4%
Non-Hispanic	70,753	5%	3,122	5%	816	4%
Unknown	31,590	2%	352	1%	161	1%
Unknown race	272,484	19%	2,039	3%	752	3%
Hispanic	36,852	3%	435	1%	148	1%
Non-Hispanic	16,698	1%	227	0%	80	0%
Unknown	218,934	15%	1,377	2%	524	2%
Total	1,461,958		65,796		23,071	

Hospitalization counts include anyone who was hospitalized at some point during their illness. It does not reflect the number of people currently hospitalized. **Other race** includes any person with a race of American Indian/Alaskan native, Asian, native Hawaiian/Pacific Islander, or other.

COVID-19: deaths in Florida residents and staff of long-term care facilities

Data through Jan 10, 2021 verified as of Jan 11, 2021 at 09:25 AM

Data in this report are provisional and subject to change.

For current cases in residents or staff of long-term care facilities, please visit: <https://floridahealthcovid19.gov/>

County	Deaths		County	Deaths		County	Deaths	
Dade	922	<div></div> 11%	Lake	127	<div></div> 1%	Okeechobee	16	<div></div> 0%
Palm Beach	856	<div></div> 10%	Hernando	124	<div></div> 1%	Calhoun	12	<div></div> 0%
Pinellas	721	<div></div> 8%	Osceola	110	<div></div> 1%	Gadsden	12	<div></div> 0%
Broward	529	<div></div> 6%	Charlotte	101	<div></div> 1%	Washington	12	<div></div> 0%
Hillsborough	459	<div></div> 5%	Indian River	84	<div></div> 1%	Baker	11	<div></div> 0%
Polk	370	<div></div> 4%	Clay	80	<div></div> 1%	Gulf	10	<div></div> 0%
Brevard	305	<div></div> 4%	Jackson	79	<div></div> 1%	Jefferson	10	<div></div> 0%
Lee	305	<div></div> 4%	Leon	64	<div></div> 1%	Holmes	8	<div></div> 0%
Sarasota	293	<div></div> 3%	St. Johns	61	<div></div> 1%	Lafayette	8	<div></div> 0%
Duval	284	<div></div> 3%	Bay	56	<div></div> 1%	Desoto	5	<div></div> 0%
Orange	271	<div></div> 3%	Highlands	56	<div></div> 1%	Bradford	4	<div></div> 0%
Volusia	224	<div></div> 3%	Suwannee	56	<div></div> 1%	Levy	4	<div></div> 0%
St. Lucie	205	<div></div> 2%	Alachua	44	<div></div> 1%	Flagler	3	<div></div> 0%
Marion	200	<div></div> 2%	Columbia	40	<div></div> 0%	Monroe	3	<div></div> 0%
Seminole	189	<div></div> 2%	Santa Rosa	36	<div></div> 0%	Taylor	3	<div></div> 0%
Escambia	178	<div></div> 2%	Sumter	33	<div></div> 0%	Hardee	2	<div></div> 0%
Manatee	157	<div></div> 2%	Nassau	28	<div></div> 0%	Wakulla	2	<div></div> 0%
Collier	156	<div></div> 2%	Putnam	22	<div></div> 0%	Dixie	1	<div></div> 0%
Pasco	151	<div></div> 2%	Hendry	20	<div></div> 0%	Liberty	1	<div></div> 0%
Citrus	134	<div></div> 2%	Walton	20	<div></div> 0%			
Martin	130	<div></div> 2%	Madison	18	<div></div> 0%			
Okaloosa	129	<div></div> 2%	Gilchrist	17	<div></div> 0%			
						Total	8,571	

Note: cases are summarized by the county of usual residence. Residents and staff may be cases associated with facilities that are not in their county of usual residence, resulting in cases being included below for counties that do not have facilities with known cases.

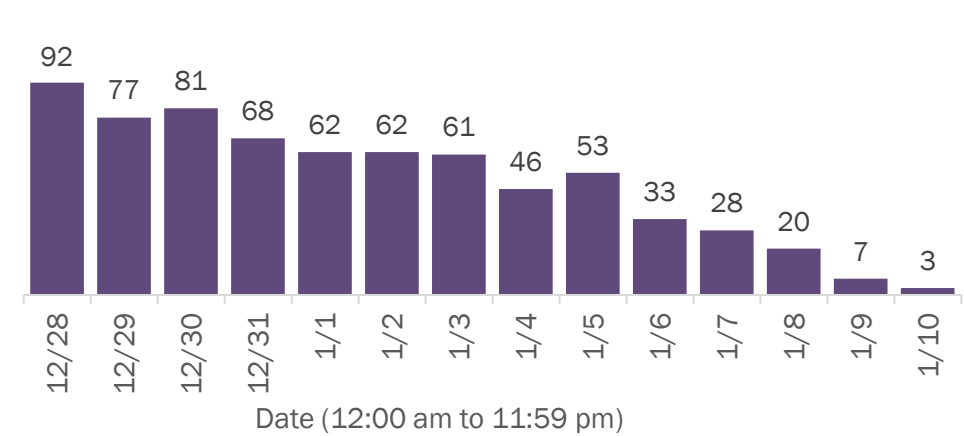
COVID-19: cases in Florida residents who have died

Data through Jan 10, 2021 verified as of Jan 11, 2021 at 09:25 AM

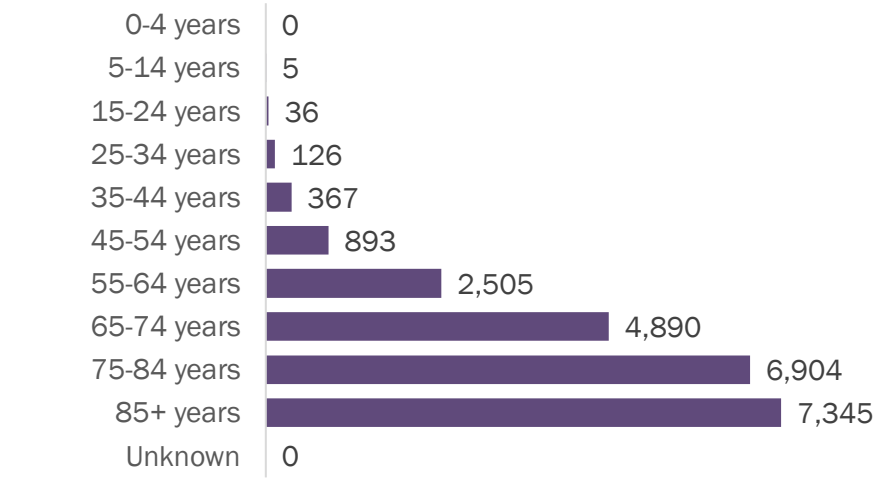
Data in this report are provisional and subject to change.

Demographics for all identified COVID-19 deaths: 23,071

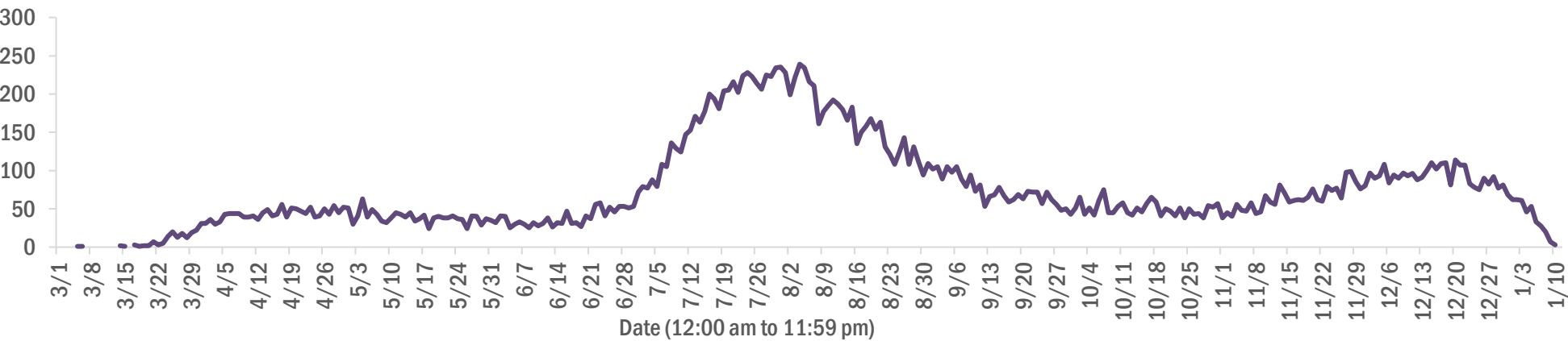
Deaths by date of death for the past 2 weeks



Deaths by age group



Deaths by date of death since March 2020



Age group	Deaths	Cases	Case fatality rate	Mortality rate per 100,000 population
0-4 years	0	26,746	0.0%	0.0
5-14 years	5	80,303	0.0%	0.2
15-24 years	36	226,845	0.0%	1.4
25-34 years	126	260,155	0.0%	4.4
35-44 years	367	228,253	0.2%	14.1
45-54 years	893	224,771	0.4%	32.0
55-64 years	2,505	191,918	1.3%	86.6
65-74 years	4,890	121,217	4.0%	201.5
75-84 years	6,904	67,520	10.2%	491.7
85+ years	7,345	33,073	22.2%	1271.8
Unknown	0	1,157	0.0%	
Total	23,071	1,461,958	1.6%	106.8

Gender	Deaths	Cases	Case fatality rate	Mortality rate per 100,000 population
Female	10,159	761,261	1.3%	92.0
Male	12,912	689,894	1.9%	122.3
Unknown	0	10,803	0.0%	
Total	23,071	1,461,958	1.6%	106.8

Race	Deaths	Cases	Case fatality rate	Mortality rate per 100,000 population
White	16,582	789,453	2.1%	99.3
Black	3,898	191,563	2.0%	106.6
Other	1,839	208,458	0.9%	147.8
Unknown	752	272,484	0.3%	
Total	23,071	1,461,958	1.6%	106.8

Ethnicity	Deaths	Cases	Case fatality rate	Mortality rate per 100,000 population
Hispanic	5,562	458,774	1.2%	97.9
Non-Hispanic	15,901	675,980	2.4%	99.9
Unknown	1,608	327,204	0.5%	
Total	23,071	1,461,958	1.6%	106.8

COVID-19: characteristics of 1,488,586 cases

Data through Jan 10, 2021 verified as of Jan 11, 2021 at 09:25 AM

Data in this report are provisional and subject to change.

Tables below include cases in Florida residents and non-Florida residents.

All 67 Florida counties have cases:

County	FL resident cases		Non-FL resident cases	Total cases	FL resident deaths	FL death rate
Dade	324,840	<div></div> 22%	3,861	328,701	4,441	1.4%
Broward	149,748	<div></div> 10%	1,776	151,524	1,928	1.3%
Palm Beach	91,152	<div></div> 6%	1,390	92,542	1,972	2.2%
Orange	86,691	<div></div> 6%	997	87,688	797	0.9%
Hillsborough	86,776	<div></div> 6%	735	87,511	1,142	1.3%
Duval	69,764	<div></div> 5%	1,141	70,905	781	1.1%
Pinellas	50,168	<div></div> 3%	1,216	51,384	1,129	2.3%
Lee	44,259	<div></div> 3%	1,391	45,650	715	1.6%
Polk	42,588	<div></div> 3%	292	42,880	835	2.0%
Osceola	28,364	<div></div> 2%	463	28,827	311	1.1%
Volusia	25,224	<div></div> 2%	400	25,624	466	1.8%
Escambia	22,803	<div></div> 2%	2,767	25,570	414	1.8%
Pasco	24,990	<div></div> 2%	234	25,224	410	1.6%
Manatee	24,430	<div></div> 2%	441	24,871	445	1.8%
Collier	23,884	<div></div> 2%	691	24,575	363	1.5%
Brevard	23,969	<div></div> 2%	345	24,314	558	2.3%
Leon	21,533	<div></div> 1%	685	22,218	184	0.9%
Sarasota	20,467	<div></div> 1%	861	21,328	541	2.6%
Marion	20,614	<div></div> 1%	80	20,694	508	2.5%
Seminole	20,457	<div></div> 1%	159	20,616	324	1.6%
Lake	17,925	<div></div> 1%	217	18,142	335	1.9%
Alachua	17,533	<div></div> 1%	194	17,727	141	0.8%
St. Lucie	16,396	<div></div> 1%	96	16,492	430	2.6%
St. Johns	15,268	<div></div> 1%	224	15,492	129	0.8%
Okaloosa	14,158	<div></div> 1%	155	14,313	248	1.8%
Bay	12,763	<div></div> 1%	540	13,303	227	1.8%
Clay	13,142	<div></div> 1%	29	13,171	197	1.5%
Santa Rosa	12,755	<div></div> 1%	159	12,914	155	1.2%
Martin	8,494	<div></div> 1%	143	8,637	218	2.6%
Charlotte	8,409	<div></div> 1%	113	8,522	254	3.0%
Hernando	8,381	<div></div> 1%	62	8,443	290	3.5%
Indian River	8,160	<div></div> 1%	71	8,231	178	2.2%
Citrus	7,455	<div></div> 1%	51	7,506	297	4.0%
Columbia	6,529	<div></div> 0%	30	6,559	120	1.8%
Sumter	5,974	<div></div> 0%	55	6,029	122	2.0%

County	FL resident cases		Non-FL resident cases	Total cases	FL resident deaths	FL death rate
Nassau	5,421	<div></div> 0%	351	5,772	70	1.3%
Highlands	5,499	<div></div> 0%	58	5,557	220	4.0%
Walton	4,958	<div></div> 0%	557	5,515	57	1.1%
Jackson	4,999	<div></div> 0%	59	5,058	122	2.4%
Monroe	4,492	<div></div> 0%	227	4,719	36	0.8%
Putnam	4,546	<div></div> 0%	16	4,562	86	1.9%
Gadsden	4,493	<div></div> 0%	15	4,508	61	1.4%
Suwannee	4,414	<div></div> 0%	26	4,440	95	2.2%
Flagler	4,334	<div></div> 0%	50	4,384	52	1.2%
Hendry	3,593	<div></div> 0%	16	3,609	52	1.4%
Unknown	244	<div></div> 0%	2,932	3,176	0	0.0%
Desoto	3,096	<div></div> 0%	15	3,111	61	2.0%
Okeechobee	2,776	<div></div> 0%	28	2,804	54	1.9%
Baker	2,681	<div></div> 0%	12	2,693	38	1.4%
Wakulla	2,457	<div></div> 0%	9	2,466	26	1.1%
Bradford	2,385	<div></div> 0%	8	2,393	24	1.0%
Hardee	2,266	<div></div> 0%	11	2,277	21	0.9%
Washington	2,146	<div></div> 0%	20	2,166	30	1.4%
Levy	2,156	<div></div> 0%	9	2,165	22	1.0%
Taylor	2,155	<div></div> 0%	5	2,160	28	1.3%
Holmes	1,858	<div></div> 0%	29	1,887	31	1.7%
Madison	1,627	<div></div> 0%	23	1,650	34	2.1%
Union	1,559	<div></div> 0%	0	1,559	66	4.2%
Lafayette	1,466	<div></div> 0%	0	1,466	22	1.5%
Gulf	1,444	<div></div> 0%	18	1,462	29	2.0%
Calhoun	1,383	<div></div> 0%	2	1,385	29	2.1%
Hamilton	1,341	<div></div> 0%	15	1,356	15	1.1%
Dixie	1,235	<div></div> 0%	3	1,238	11	0.9%
Jefferson	1,105	<div></div> 0%	22	1,127	18	1.6%
Gilchrist	1,096	<div></div> 0%	1	1,097	27	2.5%
Franklin	998	<div></div> 0%	24	1,022	4	0.4%
Liberty	863	<div></div> 0%	1	864	14	1.6%
Glades	809	<div></div> 0%	2	811	11	1.4%
Total	1,461,958		26,628	1,488,586	23,071	1.6%

COVID-19: characteristics of 1,461,958 Florida resident cases

Data through Jan 10, 2021 verified as of Jan 11, 2021 at 09:25 AM

Data in this report are provisional and subject to change.

The table below includes the cities and counties of residence for cases in Florida residents based on the patient's ZIP Code. Note that city is not always received as part of the initial notification and may be missing while the case is being investigated.

City and county	Cases
Miami, Dade	188,814
Jacksonville, Duval	65,372
Orlando, Orange	64,636
Tampa, Hillsborough	51,183
Hialeah, Dade	46,006
Fort Lauderdale, Broward	33,046
Hollywood, Broward	28,903
West Palm Beach, Palm Beach	22,197
Kissimmee, Osceola	21,826
Tallahassee, Leon	20,622
Naples, Collier	19,844
Homestead, Dade	19,176
Saint Petersburg, Pinellas	18,759
Pensacola, Escambia	18,755
Fort Myers, Lee	17,339
Bradenton, Manatee	16,097
Boca Raton, Palm Beach	15,686
Ocala, Marion	15,298
Pompano Beach, Broward	15,102
Lakeland, Polk	15,097
Gainesville, Alachua	14,061
Sarasota, Sarasota	12,773
Lake Worth, Palm Beach	11,223
Cape Coral, Lee	11,076
Port Saint Lucie, St. Lucie	10,669
Clearwater, Pinellas	9,861
Miramar, Broward	9,683
Miami Beach, Dade	9,328
Boynton Beach, Palm Beach	8,729
Miami Gardens, Dade	8,398
Doral, Dade	8,227
Coral Springs, Broward	8,198
Panama City, Bay	8,132
Saint Augustine, St. Johns	8,063
Melbourne, Brevard	7,231
Winter Haven, Polk	7,108
Lehigh Acres, Lee	7,088
Delray Beach, Palm Beach	6,850
Riverview, Hillsborough	6,453
Davie, Broward	6,352
Vero Beach, Indian River	6,277
Milton, Santa Rosa	6,236
Lake City, Columbia	6,007
Sunrise, Broward	5,816
New Port Richey, Pasco	5,766
Coral Gables, Dade	5,632
Fort Pierce, St. Lucie	5,589
Saint Cloud, Osceola	5,478
Largo, Pinellas	5,476
Orange Park, Clay	5,394
Palm Bay, Brevard	5,299
Daytona Beach, Volusia	5,260
Apopka, Orange	5,171
Plantation, Broward	5,015
Brandon, Hillsborough	5,004
Spring Hill, Hernando	4,952
Clermont, Lake	4,755
North Miami Beach, Dade	4,754
Plant City, Hillsborough	4,716

COVID-19: characteristics of 1,461,958 Florida resident cases

Data through Jan 10, 2021 verified as of Jan 11, 2021 at 09:25 AM

Data in this report are provisional and subject to change.

The table below includes the cities and counties of residence for cases in Florida residents based on the patient's ZIP Code. Note that city is not always received as part of the initial notification and may be missing while the case is being investigated.

City and county	Cases
Weston, Broward	4,712
Sanford, Seminole	4,460
Davenport, Polk	4,433
Jupiter, Palm Beach	4,431
Deltona, Volusia	4,341
Deerfield Beach, Broward	4,310
Port Charlotte, Charlotte	4,188
Winter Garden, Orange	4,098
Stuart, Martin	4,036
Fort Walton Beach, Okaloosa	4,035
Tamarac, Broward	3,936
Miami Lakes, Dade	3,864
Crestview, Okaloosa	3,693
Palm Coast, Flagler	3,661
Land O Lakes, Pasco	3,633
Wesley Chapel, Pasco	3,631
Coconut Creek, Broward	3,550
Palmetto, Manatee	3,546
Palm Beach Gardens, Palm Beach	3,533
Live Oak, Suwannee	3,490
Deland, Volusia	3,482
Winter Park, Orange	3,475
Opa Locka, Dade	3,417
Margate, Broward	3,385
Palm Harbor, Pinellas	3,382
Oviedo, Seminole	3,287
Wellington, Palm Beach	3,262
Middleburg, Clay	3,150
Altamonte Springs, Seminole	3,120
Lutz, Hillsborough	3,050
Venice, Sarasota	3,041
Arcadia, Desoto	3,015
Punta Gorda, Charlotte	3,012
North Port, Sarasota	3,009
Haines City, Polk	3,007
Sebring, Highlands	2,970
Brooksville, Hernando	2,959
Immokalee, Collier	2,942
Leesburg, Lake	2,930
Hallandale, Broward	2,918
Ocoee, Orange	2,859
Valrico, Hillsborough	2,854
Port Orange, Volusia	2,819
Saint Johns, St. Johns	2,786
Okeechobee, Okeechobee	2,765
Bonita Springs, Lee	2,761
Cutler Ridge, Dade	2,742
Pembroke Pines, Broward	2,742
Seminole, Pinellas	2,698
The Villages, Sumter	2,674
Zephyrhills, Pasco	2,566
Navarre, Santa Rosa	2,530
Ormond Beach, Volusia	2,494
Pinellas Park, Pinellas	2,481
Longwood, Seminole	2,444
Ruskin, Hillsborough	2,428
Key West, Monroe	2,424
North Lauderdale, Broward	2,414
Windermere, Orange	2,406

COVID-19: characteristics of 1,461,958 Florida resident cases

Data through Jan 10, 2021 verified as of Jan 11, 2021 at 09:25 AM

Data in this report are provisional and subject to change.

The table below includes the cities and counties of residence for cases in Florida residents based on the patient's ZIP Code. Note that city is not always received as part of the initial notification and may be missing while the case is being investigated.

City and county	Cases
North Miami, Dade	2,406
Jacksonville Beach, Duval	2,400
Lake Worth Beach, Palm Beach	2,352
Quincy, Gadsden	2,345
Gulf Breeze, Santa Rosa	2,319
Niceville, Okaloosa	2,318
Cantonment, Escambia	2,282
Crawfordville, Wakulla	2,226
Cocoa, Brevard	2,201
Palatka, Putnam	2,162
Bartow, Polk	2,156
Hudson, Pasco	2,144
Casselberry, Seminole	2,127
Dade City, Pasco	2,092
Green Cove Springs, Clay	2,091
Oakland Park, Broward	2,033
Panama City Beach, Bay	2,029
Perry, Taylor	2,015
North Fort Myers, Lee	2,007
Fernandina Beach, Nassau	1,978
Port Richey, Pasco	1,963
Marianna, Jackson	1,956
Ponte Vedra Beach, St. Johns	1,955
Clewiston, Hendry	1,946
Auburndale, Polk	1,900
Lake Mary, Seminole	1,896
Kissimmee, Polk	1,864
Tarpon Springs, Pinellas	1,813
Inverness, Citrus	1,776
Winter Springs, Seminole	1,775
Aventura, Dade	1,769
Royal Palm Beach, Palm Beach	1,763
Lynn Haven, Bay	1,743
Titusville, Brevard	1,729
New Smyrna Beach, Volusia	1,722
Chipley, Washington	1,687
Fleming Island, Clay	1,680
Lake Wales, Polk	1,671
Defuniak Springs, Walton	1,667
Wimauma, Hillsborough	1,659
Merritt Island, Brevard	1,659
Belle Glade, Palm Beach	1,647
Santa Rosa Beach, Walton	1,635
Esteros, Lee	1,627
Parkland, Broward	1,617
Starke, Bradford	1,598
Dunedin, Pinellas	1,576
Cooper City, Broward	1,573
Eustis, Lake	1,565
Loxahatchee, Palm Beach	1,564
Labelle, Hendry	1,535
Holiday, Pasco	1,522
Sarasota, Manatee	1,501
Key Biscayne, Dade	1,472
Destin, Okaloosa	1,468
Mayo, Lafayette	1,444
Coconut Grove, Dade	1,438
Avon Park, Highlands	1,434
Parrish, Manatee	1,434

COVID-19: characteristics of 1,461,958 Florida resident cases

Data through Jan 10, 2021 verified as of Jan 11, 2021 at 09:25 AM

Data in this report are provisional and subject to change.

The table below includes the cities and counties of residence for cases in Florida residents based on the patient's ZIP Code. Note that city is not always received as part of the initial notification and may be missing while the case is being investigated.

City and county	Cases
Missing, Dade	1,429
Crossings, Dade	1,427
Mulberry, Polk	1,427
Palm City, Martin	1,420
Odessa, Hillsborough	1,407
Carol City, Dade	1,378
Seffner, Hillsborough	1,375
Mount Dora, Lake	1,372
Rockledge, Brevard	1,354
Bonifay, Holmes	1,343
Tavares, Lake	1,342
Riviera Beach, Palm Beach	1,322
Wauchula, Hardee	1,315
Summerfield, Marion	1,265
Macclenny, Baker	1,239
Yulee, Nassau	1,239
Groveland, Lake	1,206
Crystal River, Citrus	1,190
Orange City, Volusia	1,190
Maitland, Orange	1,184
Lake Butler, Union	1,181
Biscayne Park, Dade	1,176
Ponte Vedra, St. Johns	1,145
Lithia, Hillsborough	1,144
Pinecrest, Dade	1,139
Callahan, Nassau	1,133
Indiantown, Martin	1,112
Florida City, Dade	1,105
Graceville, Jackson	1,100
Madison, Madison	1,099
Sebastian, Indian River	1,091
Homosassa, Citrus	1,091
Century, Escambia	1,054
Atlantic Beach, Duval	1,045
Dania, Broward	1,044
Lady Lake, Lake	1,043
Gibsonton, Hillsborough	1,037
Monticello, Jefferson	1,021
Pace, Santa Rosa	1,013
Dover, Hillsborough	1,007
Hobe Sound, Martin	1,002
Lake Placid, Highlands	1,000
Apollo Beach, Hillsborough	983
Palmetto Bay, Dade	977
Alachua, Alachua	971
Oldsmar, Pinellas	965
El Portal, Dade	963
Sun City Center, Hillsborough	939
Palm Springs, Palm Beach	927
Dunnellon, Marion	927
Jasper, Hamilton	904
Blountstown, Calhoun	902
Everglades National Park, Dade	881
Lecanto, Citrus	870
Havana, Gadsden	868
Lantana, Palm Beach	868
North Palm Beach, Palm Beach	860
Sanderson, Baker	855
Edgewater, Volusia	852

COVID-19: characteristics of 1,461,958 Florida resident cases

Data through Jan 10, 2021 verified as of Jan 11, 2021 at 09:25 AM

Data in this report are provisional and subject to change.

The table below includes the cities and counties of residence for cases in Florida residents based on the patient's ZIP Code. Note that city is not always received as part of the initial notification and may be missing while the case is being investigated.

City and county	Cases
South Miami, Dade	852
Debary, Volusia	847
Belleview, Marion	845
Newberry, Alachua	840
Hilliard, Nassau	808
Freeport, Walton	791
Williston, Levy	783
Coleman, Sumter	781
Wewahitchka, Gulf	780
Jensen Beach, Martin	778
Trenton, Gilchrist	777
Safety Harbor, Pinellas	766
Ellenton, Manatee	759
Moore Haven, Glades	759
Wildwood, Sumter	755
Satellite Beach, Brevard	750
Keystone Heights, Clay	750
Beverly Hills, Citrus	747
Lauderhill, Broward	713
Frostproof, Polk	710
Uleta, Dade	704
Olympia Heights, Dade	704
Fellsmere, Indian River	703
Fisher Island, Dade	699
Cross City, Dixie	692
Mary Esther, Okaloosa	692
Englewood, Charlotte	690
Bristol, Liberty	688
Wilton Manors, Broward	686
Nokomis, Sarasota	685
Coral, Dade	680
Dunnellon, Citrus	675
Hernando, Citrus	669
Key Largo, Monroe	659
Chattahoochee, Gadsden	650
Polk City, Polk	650
Medley, Dade	644
Bushnell, Sumter	643
South Bay, Palm Beach	641
Port Saint Joe, Gulf	639
Shalimar, Okaloosa	638
Pahokee, Palm Beach	634
Lauderdale Lakes, Broward	621
Marco Island, Collier	594
Lawtey, Bradford	592
Glen Saint Mary, Baker	584
Englewood, Sarasota	572
Crescent City, Putnam	567
Fort Meade, Polk	567
Bowling Green, Hardee	555
Chiefland, Levy	545
Indialantic, Brevard	543
Miramar Beach, Walton	540
Cocoa Beach, Brevard	533
Interlachen, Putnam	530
High Springs, Alachua	524
Thonotosassa, Hillsborough	516
Neptune Beach, Duval	512
Spring Hill, Pasco	511

COVID-19: characteristics of 1,461,958 Florida resident cases

Data through Jan 10, 2021 verified as of Jan 11, 2021 at 09:25 AM

Data in this report are provisional and subject to change.

The table below includes the cities and counties of residence for cases in Florida residents based on the patient's ZIP Code. Note that city is not always received as part of the initial notification and may be missing while the case is being investigated.

City and county	Cases
Jacksonville, St. Johns	503
Old Town, Dixie	502
Sorrento, Lake	498
Marathon, Monroe	496
Southwest Ranches, Broward	493
Minneola, Lake	489
Carrabelle, Franklin	485
Trinity, Pasco	485
Fruitland Park, Lake	484
Lake Alfred, Polk	479
Fort White, Columbia	466
Sneads, Jackson	460
Bronson, Levy	459
Sweetwater, Dade	457
Fort Myers Beach, Lee	452
Belle Isle, Orange	447
West Melbourne, Brevard	447
Baker, Okaloosa	431
Clearwater Beach, Pinellas	413
Umatilla, Lake	399
Jay, Santa Rosa	391
Cottdonale, Jackson	386
Mascotte, Lake	384
Centerville, Leon	383
Palm Beach, Palm Beach	383
Weeki Wachee, Hernando	381
Florida State University, Leon	379
Gulfport, Pinellas	376
Midway, Gadsden	374
Oakland, Orange	373
South Daytona, Volusia	373
Rotunda West, Charlotte	370
Citra, Marion	365
Silver Springs, Marion	362
Hawthorne, Alachua	361
Oxford, Sumter	358
Zolfo Springs, Hardee	353
Raiford, Union	346
Bunnell, Flagler	341
Altha, Calhoun	339
Myakka City, Manatee	323
Melbourne Beach, Brevard	322
Branford, Suwannee	320
Alva, Lee	320
Molino, Escambia	316
Surfside, Dade	309
Youngstown, Bay	307
Ocklawaha, Marion	306
Cape Canaveral, Brevard	301
Celebration, Osceola	299
Haverhill, Palm Beach	299
Malone, Jackson	298
Missing, Volusia	296
Tavernier, Monroe	294
Flagler Beach, Flagler	294
Missing, Orange	292
Bell, Gilchrist	291
Hastings, St. Johns	289
De Leon Springs, Volusia	288

COVID-19: characteristics of 1,461,958 Florida resident cases

Data through Jan 10, 2021 verified as of Jan 11, 2021 at 09:25 AM

Data in this report are provisional and subject to change.

The table below includes the cities and counties of residence for cases in Florida residents based on the patient's ZIP Code. Note that city is not always received as part of the initial notification and may be missing while the case is being investigated.

City and county	Cases
Pierson, Volusia	284
Archer, Alachua	283
East Palatka, Putnam	280
Indian Harbour Beach, Brevard	278
Lehigh, Lee	278
Apalachicola, Franklin	275
Osprey, Sarasota	273
Grand Ridge, Jackson	269
Eagle Lake, Polk	267
Greenville, Madison	267
Dundee, Polk	265
Lake Park, Palm Beach	263
Mims, Brevard	263
Holly Hill, Volusia	253
Jennings, Hamilton	252
Westville, Holmes	251
Ave Maria, Collier	251
Winter Park, Seminole	251
Bal Harbour, Dade	244
Chuluota, Seminole	242
Missing, Marion	241
Webster, Sumter	241
Vernon, Washington	239
Tequesta, Palm Beach	238
Melrose, Putnam	235
Gotha, Orange	235
Montverde, Lake	234
Greenwood, Jackson	233
Floral City, Citrus	231
Missing, Lee	231
O Brien, Suwannee	230
Orlando, Osceola	230
West Miami, Dade	227
Grand Island, Lake	225
Kenneth City, Pinellas	224
Elkton, St. Johns	222
Eastpoint, Franklin	222
Satsuma, Putnam	221
Reddick, Marion	218
Valparaiso, Okaloosa	214
San Antonio, Pasco	212
Indian Rocks Beach, Pinellas	212
Malabar, Brevard	212
Bryceville, Nassau	208
Ponce De Leon, Holmes	208
South Pasadena, Pinellas	208
Sebastian, Brevard	204
Missing, St. Johns	202
Missing, Santa Rosa	201
Edgewood, Orange	201
Belleair, Pinellas	196
Gretna, Gadsden	195
Orlando, Seminole	192
Laurel Hill, Okaloosa	192
Bay Harbor Islands, Dade	191
Alafaya, Orange	189
Lake Panasoffkee, Sumter	189
White Springs, Hamilton	184
Fort Mccoy, Marion	181

COVID-19: characteristics of 1,461,958 Florida resident cases

Data through Jan 10, 2021 verified as of Jan 11, 2021 at 09:25 AM

Data in this report are provisional and subject to change.

The table below includes the cities and counties of residence for cases in Florida residents based on the patient's ZIP Code. Note that city is not always received as part of the initial notification and may be missing while the case is being investigated.

City and county	Cases
Wellborn, Suwannee	180
Anthony, Marion	179
Missing, Palm Beach	178
Inlet Beach, Walton	178
Eglin Air Force Base, Okaloosa	178
Lee, Madison	172
Saint James City, Lee	171
Geneva, Seminole	169
Sanibel, Lee	169
Morriston, Levy	167
Kindred, Osceola	166
Southport, Bay	165
Hosford, Liberty	160
Mcdavid, Escambia	158
Orlando, Dade	157
Mcalpin, Suwannee	151
Fern Park, Seminole	151
Azalea Park, Orange	150
Hallandale Beach, Broward	149
Alford, Jackson	148
Weirsdale, Marion	148
Longboat Key, Manatee	146
Apopka, Seminole	145
Howey-In-The-Hills, Lake	145
Juno Beach, Palm Beach	143
Holmes Beach, Manatee	141
Greenacres, Palm Beach	141
Micanopy, Alachua	140
Zellwood, Orange	140
Lakewood Ranch, Manatee	140
Missing, Brevard	140
Fountain, Bay	139
Clair-Mel City, Hillsborough	137
Astatula, Lake	135
University Of Miami, Dade	134
Orlando, Polk	133
Caryville, Washington	133
Babson Park, Polk	133
Summerland Key, Monroe	132
Islamorada, Monroe	130
Hiawassee, Orange	128
Bokeelia, Lee	127
Missing, Duval	127
Madeira Beach, Pinellas	125
Lauderdale By The Sea, Broward	125
Center Hill, Sumter	125
Holt, Okaloosa	124
Poinciana, Polk	124
Lockhart, Orange	123
Altoona, Lake	122
Sopchoppy, Wakulla	120
Bay Lake, Orange	120
Pomona Park, Putnam	119
The Villages, Lake	118
Orlando, Broward	115
Viera, Brevard	115
Matlacha, Lee	115
Atlantis, Palm Beach	112
Mangonia Park, Palm Beach	112

COVID-19: characteristics of 1,461,958 Florida resident cases

Data through Jan 10, 2021 verified as of Jan 11, 2021 at 09:25 AM

Data in this report are provisional and subject to change.

The table below includes the cities and counties of residence for cases in Florida residents based on the patient's ZIP Code. Note that city is not always received as part of the initial notification and may be missing while the case is being investigated.

City and county	Cases
Carrollwood, Hillsborough	111
Missing, Pinellas	110
Lake Helen, Volusia	109
Rocky Point, Hillsborough	108
Odessa, Pasco	105
Osteen, Volusia	105
Steinhatchee, Taylor	104
Oak Hill, Volusia	104
Orlando, Hillsborough	101
Big Pine Key, Monroe	100
Orlando, Volusia	100
Hypoluxo, Palm Beach	100
Grant-Valkaria, Brevard	98
Cloud Lake, Palm Beach	98
South Fort Myers, Lee	97
Baldwin, Duval	97
Placida, Charlotte	97
Cutler Bay, Dade	94
Clarksville, Calhoun	94
Golden Beach, Dade	94
University Of FI, Alachua	93
Hollister, Putnam	92
Missing, Broward	91
Lady Lake, Sumter	90
Citrus Springs, Citrus	90
Ponce Inlet, Volusia	89
Inglis, Levy	88
Seville, Volusia	87
San Mateo, Putnam	87
Panacea, Wakulla	86
Temple Terrace, Hillsborough	85
Sumterville, Sumter	85
Buena Ventura Lakes, Osceola	84
Hampton, Bradford	84
Kendall, Dade	83
Maitland, Seminole	82
Missing, Pasco	81
Harmony, Osceola	81
Waldo, Alachua	81
Missing, Collier	80
Belleair Beach, Pinellas	78
Christmas, Orange	78
Lutz, Pasco	78
Dinsmore, Duval	78
Lake Hamilton, Polk	78
Brooker, Bradford	77
Florahome, Putnam	76
F M, Lee	76
Missing, St. Lucie	75
Tierra Verde, Pinellas	74
Lamont, Jefferson	73
Bascom, Jackson	73
Callaway, Bay	72
Fruit Cove, St. Johns	72
Orlando, Palm Beach	72
Canal Point, Palm Beach	72
Lighthouse Point, Broward	71
Orlando, Lake	71
Avon Park, Polk	71

COVID-19: characteristics of 1,461,958 Florida resident cases

Data through Jan 10, 2021 verified as of Jan 11, 2021 at 09:25 AM

Data in this report are provisional and subject to change.

The table below includes the cities and counties of residence for cases in Florida residents based on the patient's ZIP Code. Note that city is not always received as part of the initial notification and may be missing while the case is being investigated.

City and county	Cases
Pinetta, Madison	71
Paisley, Lake	71
Palma Ceia, Hillsborough	71
Hurlburt Field, Okaloosa	70
Astor, Lake	69
Barefoot Bay, Brevard	68
Missing, Lake	66
University Of South Florida, Hillsborough	65
University Of Central Florida, Orange	65
Missing, Hillsborough	65
Missing, Escambia	64
Crystal Beach, Pinellas	63
Tyndall Air Force Base, Bay	63
Ochopee, Collier	63
Air Mail Facility, Dade	62
Stock Island, Monroe	62
Eatonville, Orange	62
Welaka, Putnam	61
The Villages, Marion	61
Bradenton Beach, Manatee	60
Fort Denaud, Hendry	59
Lorida, Highlands	59
Ocean Ridge, Palm Beach	58
Patrick Air Force Base, Brevard	58
Kathleen, Polk	57
Greensboro, Gadsden	57
Bonita Beach, Lee	57
Missing, Citrus	56
Campbellton, Jackson	55
Princeton, Dade	55
North Venice, Sarasota	53
Boca Grande, Lee	53
Saint Pete Beach, Pinellas	53
Cedar Key, Levy	51
Barry University, Dade	51
Dania Beach, Broward	50
Yalaha, Lake	49
Destin, Walton	49
Georgetown, Putnam	49
West Park, Broward	49
Sunny Isles Beach, Dade	48
Orlando, Brevard	47
North Redington Beach, Pinellas	46
Walnut Hill, Escambia	46
Missing, Martin	46
Florida Gulf Coast Univ, Lee	45
Felda, Hendry	45
Cudjoe Key, Monroe	43
Palm Beach Shores, Palm Beach	43
Treasure Island, Pinellas	43
Sewalls Point, Martin	42
Anna Maria, Manatee	42
Missing, Hernando	41
Micco, Brevard	41
Cinco Bayou, Okaloosa	41
Northdale, Hillsborough	41
Heathrow, Seminole	41
Ona, Hardee	40
Singer Island, Palm Beach	40

COVID-19: characteristics of 1,461,958 Florida resident cases

Data through Jan 10, 2021 verified as of Jan 11, 2021 at 09:25 AM

Data in this report are provisional and subject to change.

The table below includes the cities and counties of residence for cases in Florida residents based on the patient's ZIP Code. Note that city is not always received as part of the initial notification and may be missing while the case is being investigated.

City and county	Cases
Reunion, Osceola	39
Bellview, Escambia	39
Aloma, Orange	39
University Of Tampa, Hillsborough	39
Miromar Lakes, Lee	39
Lake Suzy, Desoto	39
Town N Country, Hillsborough	38
Manalapan, Palm Beach	38
Village Of Wellington, Palm Beach	37
Highland City, Polk	36
Terra Ceia, Manatee	36
Orlando, Pinellas	36
Missing, Clay	36
Miami Springs, Dade	35
Eaton Park, Polk	35
Orlando, Leon	35
Salt Springs, Marion	35
City Of Sunrise, Broward	34
Naranja, Dade	34
Ebro, Washington	34
University Of Central FI, Orange	34
Mexico Beach, Bay	34
Flemington, Marion	34
Miami, Unknown	33
Missing, Monroe	33
Saint Leo, Pasco	32
Missing, Seminole	32
Intercession City, Osceola	32
Okahumpka, Lake	32
Duette, Manatee	31
Waverly, Polk	31
Missing, Indian River	31
Kenansville, Osceola	31
Enterprise, Volusia	31
Gulf Breeze, Escambia	30
Missing, Nassau	30
Missing, Manatee	30
Palm Shores, Brevard	30
Highland Beach, Palm Beach	30
Missing, Okaloosa	29
Missing, Sumter	28
Bonita Springs, Collier	27
Bay Pines, Pinellas	27
Hialeah Gardens, Dade	27
Pensacola Beach, Santa Rosa	26
Florida State, Leon	26
Caryville, Holmes	26
Jupiter, Martin	26
Bayonet Point, Pasco	26
Key Colony Beach, Monroe	26
Dowling Park, Suwannee	26
South Palm Beach, Palm Beach	25
Univ Of FI Student Dorms, Alachua	25
Village Wellington, Palm Beach	25
Lulu, Columbia	25
Nocatee, Desoto	25
Florence Villa, Polk	25
Kinard, Calhoun	25
Bagdad, Santa Rosa	25

COVID-19: characteristics of 1,461,958 Florida resident cases

Data through Jan 10, 2021 verified as of Jan 11, 2021 at 09:25 AM

Data in this report are provisional and subject to change.

The table below includes the cities and counties of residence for cases in Florida residents based on the patient's ZIP Code. Note that city is not always received as part of the initial notification and may be missing while the case is being investigated.

City and county	Cases
Tice, Lee	25
South Miami Heights, Dade	25
Winter Garden, Lake	25
Miami Shores, Dade	24
Green Acres, Palm Beach	24
Labelle, Glades	24
Penney Farms, Clay	24
North Bay Village, Dade	24
Orlando, Pasco	24
Santa Fe, Alachua	24
Pasadena, Pinellas	23
Orlando, Duval	23
Missing, Polk	23
Chokoloskee, Collier	23
Florida Dept Of Corrections, Union	22
Hallandle Beach, Broward	22
Tangerine, Orange	22
Tioga, Alachua	22
Earleton, Alachua	22
Homosassa Springs, Citrus	22
Lacoochee, Pasco	22
Poinciana, Osceola	22
Florida A And M University, Leon	21
Siesta Key, Sarasota	21
Horseshoe Beach, Dixie	21
Palmdale, Glades	20
La Crosse, Alachua	20
Orlando, Marion	20
Fort Lauderdale, Dade	20
Goulds, Dade	20
Balm, Hillsborough	19
Mcintosh, Marion	19
Sun City, Hillsborough	19
Venus, Highlands	19
Stetson University, Volusia	19
Eloise, Polk	19
Cortez, Manatee	19
Ponte Vedra, Duval	19
Missing, Walton	19
Lealman, Pinellas	19
Homeland, Polk	18
Sparr, Marion	18
Sydney, Hillsborough	18
University Of Central Florida, Broward	18
City Of Westlake, Palm Beach	18
Bonifay, Washington	18
Little Torch Key, Monroe	18
Hawthorne, Putnam	18
Bradley, Polk	18
Florida International Univ, Dade	18
Indian Lake Estates, Polk	18
Missing, Osceola	18
Branford, Lafayette	18
Sugarloaf Key, Monroe	18
Babcock Ranch, Lee	18
Mexico Beach, Gulf	18
New Smyrna, Volusia	18
Perdido Key, Escambia	17
Westchase, Hillsborough	17

COVID-19: characteristics of 1,461,958 Florida resident cases

Data through Jan 10, 2021 verified as of Jan 11, 2021 at 09:25 AM

Data in this report are provisional and subject to change.

The table below includes the cities and counties of residence for cases in Florida residents based on the patient's ZIP Code. Note that city is not always received as part of the initial notification and may be missing while the case is being investigated.

City and county	Cases
Apopka, Lake	17
Orange Lake, Marion	17
Saint Marks, Wakulla	17
Orlando, Alachua	17
Ridge Manor, Pasco	17
Long Key, Monroe	17
Bayshore Gardens, Manatee	17
Crystal Springs, Pasco	16
Bostwick, Putnam	16
Alturas, Polk	16
Champions Gate, Polk	16
Yankeetown, Levy	16
Graceville, Holmes	16
West Panama City Beach, Bay	16
Wabasso, Indian River	16
Bonaventure, Broward	15
Pine Hills, Orange	15
Mango, Hillsborough	15
Maitland, Volusia	15
Candler, Marion	15
Lowell, Marion	15
Wausau, Washington	15
Paxton, Walton	15
Loughman, Polk	15
Murdock, Charlotte	14
Winter Park, Polk	14
Laud-By-The-Sea, Broward	14
Pembroke Park, Broward	14
Pine Castle, Orange	14
White Springs, Columbia	14
University Of Central FI, Hillsborough	14
Miami, Broward	14
Gulf Stream, Palm Beach	14
Indian River Shores, Indian River	14
Ocoee, Lake	14
Orlando, Manatee	14
Village Of Palmetto Bay, Dade	14
Mount Dora, Orange	14
Goodland, Collier	14
Florida International University, Dade	13
Missing, Flagler	13
Tallevast, Manatee	13
Orlando, Lee	13
Hernando Beach, Hernando	13
Parker, Bay	13
Orlando, Flagler	13
Jensen Beach, St. Lucie	13
Everglades City, Collier	13
Maitland, Polk	13
Woodville, Leon	13
Plymouth, Orange	13
Westlake, Palm Beach	12
Forest City, Orange	12
Fort Ogden, Desoto	12
Fort Charlotte, Charlotte	12
Wewahitchka, Calhoun	12
Zellwood, Lake	12
Golden Oak, Orange	12
Gulf Hammock, Levy	12

COVID-19: characteristics of 1,461,958 Florida resident cases

Data through Jan 10, 2021 verified as of Jan 11, 2021 at 09:25 AM

Data in this report are provisional and subject to change.

The table below includes the cities and counties of residence for cases in Florida residents based on the patient's ZIP Code. Note that city is not always received as part of the initial notification and may be missing while the case is being investigated.

City and county	Cases
Maitland, Osceola	12
Holder, Citrus	11
High Springs, Gilchrist	11
Nalcrest, Polk	11
Saint Johns, Duval	11
Lakeshore, Polk	11
Gonzalez, Escambia	11
Hollywood, Dade	11
Jacksonville, Unknown	11
Buckingham, Lee	11
Archer, Levy	11
Long Boat Key, Manatee	11
Lake City, Suwannee	11
Unknown, Dade	11
Saint George Island, Franklin	11
Telogia, Liberty	10
Missing, Columbia	10
Trilby, Pasco	10
Redington Shores, Pinellas	10
Daytona Beach Shores, Volusia	10
Brooksville, Pasco	10
Trenton, Levy	10
Ramrod Key, Monroe	10
Shady Hills, Pasco	10
Rosemary Beach, Walton	10
Pensacola Beach, Escambia	10
Maxville, Duval	10
Graham, Bradford	10
Greenville, Taylor	10
Apopka, Volusia	10
Passport, Unknown	10
Leisure City, Dade	10
Laurel Hill, Walton	10
Durant, Hillsborough	10
Wahneta, Polk	10
Perrine, Dade	9
Roseland, Indian River	9
Dade City, Hernando	9
Missing, Bay	9
Orlando, Escambia	9
Suwannee, Dixie	9
Union Park, Orange	9
Hillsboro Beach, Broward	9
Lamont, Madison	9
Steinhatchee, Dixie	9
Rubonia, Manatee	9
University Park, Manatee	9
Choctaw Beach, Okaloosa	9
Belleair Bluffs, Pinellas	9
Lake Como, Putnam	9
Johns Pass Village, Pinellas	9
Lake Buena Vista, Orange	9
Watersound, Walton	9
Cottdendale, Washington	9
Orlando, Okaloosa	9
Missing, Taylor	9
Palma Sola, Manatee	9
Otter Creek, Levy	8
Davenport, Osceola	8

COVID-19: characteristics of 1,461,958 Florida resident cases

Data through Jan 10, 2021 verified as of Jan 11, 2021 at 09:25 AM

Data in this report are provisional and subject to change.

The table below includes the cities and counties of residence for cases in Florida residents based on the patient's ZIP Code. Note that city is not always received as part of the initial notification and may be missing while the case is being investigated.

City and county	Cases
Maitland, Hillsborough	8
Hialeah, Unknown	8
Jerome, Collier	8
Lake Monroe, Seminole	8
Ferndale, Lake	8
Saint Lucie West, St. Lucie	8
Indian Creek Village, Dade	8
Florida State Univ Admin, Leon	8
Forest City, Seminole	8
Missing, Putnam	8
Braden River, Manatee	8
Fanning Springs, Gilchrist	8
Orlando, St. Lucie	8
Nichols, Polk	8
West Delray Beach, Palm Beach	8
Webster, Hernando	8
University Of Central FI, Martin	7
Salem, Taylor	7
Evinston, Alachua	7
Mount Plymouth, Lake	7
N/A, Unknown	7
Cypress, Jackson	7
Hutchinson Island, St. Lucie	7
Ozona, Pinellas	7
Kingsley Lake, Bradford	7
Missing, Holmes	7
Quail Heights, Dade	7
Orlando, Sarasota	7
Pine Ridge, Citrus	7
Kissimmee, Orange	7
Beverly Beach, Flagler	7
Innovation, Pasco	7
Citrus Ridge, Indian River	7
Ponce De Leon, Walton	7
Redington Beach, Pinellas	7
Missing, Sarasota	7
Maitland, Lake	7
Sea Ranch Lakes, Broward	6
Winderemere, Orange	6
East Lake, Marion	6
Gibsonia, Polk	6
Aripeka, Pasco	6
Grandin, Putnam	6
Switzerland, St. Johns	6
Palm City, St. Lucie	6
Ocoee, Osceola	6
River Ranch, Polk	6
Morriston, Marion	6
Duck Key, Monroe	6
Orchid, Indian River	6
Lloyd, Jefferson	6
Missing, Unknown	6
Fernandina, Nassau	6
Seacrest, Walton	6
Orlando, St. Johns	6
Orlando, Hernando	6
Orange Springs, Marion	6
Virginia Gardens, Dade	6
Port Saint John, Brevard	6

COVID-19: characteristics of 1,461,958 Florida resident cases

Data through Jan 10, 2021 verified as of Jan 11, 2021 at 09:25 AM

Data in this report are provisional and subject to change.

The table below includes the cities and counties of residence for cases in Florida residents based on the patient's ZIP Code. Note that city is not always received as part of the initial notification and may be missing while the case is being investigated.

City and county	Cases
Mayport Naval Station, Duval	6
Lake Butler, Bradford	6
Grant Valkaria, Brevard	6
Briny Breezes, Palm Beach	6
Basinger, Okeechobee	6
Citrus Hills, Citrus	6
Eatonville, Polk	5
Missing, Alachua	5
Winter Garden, Osceola	5
Windermere, Alachua	5
Orlando, Collier	5
Okeechobee, Martin	5
Missing, Suwannee	5
Los Angeles, Dade	5
Miccosukee, Leon	5
Keystone Heights, Bradford	5
Copeland, Collier	5
Ybor City, Hillsborough	5
Lakewood Ranch, Sarasota	5
Longboat Key, Sarasota	5
PSI, Unknown	5
Seybold, Dade	5
Stuart, St. Lucie	5
Putnam Hall, Putnam	5
Pass, Unknown	5
Winter Park, Broward	5
Valkaria, Brevard	5
Cross Creek, Alachua	5
Fairfield, Marion	5
Captiva, Lee	5
Niceville, Walton	5
Missing, Jackson	5
Orlando, Charlotte	5
White City, Gulf	5
Worthington Springs, Union	5
Winter Garden, Seminole	5
Ebro, Bay	5
Deer Island, Lake	5
Barberville, Volusia	5
Grove City, Charlotte	5
Westchester, Dade	5
Wildlight, Nassau	5
Missing, Highlands	5
Apopka, Broward	5
Glen Ridge, Palm Beach	4
Goldenrod, Seminole	4
Orlando, Highlands	4
Scottsmoor, Brevard	4
Port Salerno, Martin	4
Orlando, Bay	4
Ocean Breeze, Martin	4
Hialeah, Broward	4
Melrose, Bradford	4
Alys Beach, Bay	4
Eglin, Okaloosa	4
Orlando, Santa Rosa	4
Tampa, Pinellas	4
Shady Grove, Taylor	4
Holt, Santa Rosa	4

COVID-19: characteristics of 1,461,958 Florida resident cases

Data through Jan 10, 2021 verified as of Jan 11, 2021 at 09:25 AM

Data in this report are provisional and subject to change.

The table below includes the cities and counties of residence for cases in Florida residents based on the patient's ZIP Code. Note that city is not always received as part of the initial notification and may be missing while the case is being investigated.

City and county	Cases
Inlet Beach, Bay	4
Maitland, Leon	4
Laurel, Sarasota	4
Missing, Leon	4
Milton, Escambia	4
Mayport, Duval	4
Loxahatchee Groves, Palm Beach	4
Live Oak, Madison	4
Eau Gallie, Brevard	4
Indian Shores, Pinellas	4
University Of Central Florida, Brevard	4
West Bradenton, Manatee	4
Windermere, Leon	4
Punta Gorda, Lee	4
Okeechobee, Glades	4
Orlando, Columbia	4
Orlando, Indian River	4
Saint Augustine Beach, St. Johns	4
Miami Gardens, Unknown	4
Miramar, Dade	4
Missing, Calhoun	4
Naples, Lee	4
Newberry, Gilchrist	4
Okeechobee, Osceola	4
Fort Lauderdale, Palm Beach	4
Clewiston, Palm Beach	4
Branford, Gilchrist	4
Pensacola, Unknown	4
International Service Center, Dade	4
Elfers, Pasco	4
Alafaya, Broward	4
Oneco, Manatee	4
Orlando, Citrus	4
Wakulla Springs, Wakulla	4
Williston, Marion	4
Saint Augustine, Duval	4
Nobleton, Hernando	4
El Jobean, Charlotte	4
Hinsdale, Manatee	4
Bella Collina, Lake	4
Apopka, Hillsborough	3
East Rockland Key, Monroe	3
Missing, Washington	3
Orange Park, Duval	3
Ocean Reef Club, Monroe	3
Mims, Volusia	3
Jonesville, Alachua	3
Julington Creek, St. Johns	3
Point Washington, Walton	3
University Of Central FI, Seminole	3
Seacrest, Bay	3
Vero Beach, St. Lucie	3
Vernon, Bay	3
Windermere, Palm Beach	3
Winter Park, Brevard	3
Samoset, Manatee	3
San Fernando, Unknown	3
Pompano Beach, Palm Beach	3
Fernandina Beach, Duval	3

COVID-19: characteristics of 1,461,958 Florida resident cases

Data through Jan 10, 2021 verified as of Jan 11, 2021 at 09:25 AM

Data in this report are provisional and subject to change.

The table below includes the cities and counties of residence for cases in Florida residents based on the patient's ZIP Code. Note that city is not always received as part of the initial notification and may be missing while the case is being investigated.

City and county	Cases
Bowling Green, Polk	3
Fpo, Duval	3
Cypress Gardens, Polk	3
Day, Lafayette	3
Crescent Beach, Sarasota	3
Indian Rock Beach, Pinellas	3
Inglis, Citrus	3
Hollywood, Unknown	3
Mayport Naval Housing, Duval	3
Monticello, Madison	3
Orlando, Nassau	3
Sugarloaf, Monroe	3
Winter Garden, Leon	3
Westville, Walton	3
Clarcona, Orange	3
Haines Creek, Lake	3
Glenwood, Volusia	3
Ft Pierce, St. Lucie	3
Lamont, Taylor	3
Bristol, Calhoun	3
Bayou George, Bay	3
Babcock Ranch, Charlotte	3
Conch Key, Monroe	3
Coraopolis, Citrus	3
Chicago, Lee	3
North Fort Myers, Charlotte	3
Kissimmee, Unknown	3
Jacksonville, Alachua	3
Jacksonville Naval Air Station, Duval	3
San Carlos Park, Lee	3
Orlando, Jackson	3
Sorrento, Orange	3
Umatilla, Marion	3
Saint Augusaintine Beach, St. Johns	3
Orlando, Martin	3
Port Saint Lucie, Martin	3
Port Charlotte, Unknown	3
Windermere, Seminole	3
Village Of Golf, Palm Beach	3
Hallandale Beach, Unknown	3
Deerfield Beach, Palm Beach	3
Blountstown, Liberty	3
Lynbrook, Broward	3
Lakeland, Hillsborough	3
Lake Geneva, Clay	3
Miami Gardens, Broward	3
Jacksonville, Clay	3
Apopka, Dade	3
Sunny Hills, Washington	3
Orlando, Union	3
Winter Park, Alachua	3
Winter Park, Leon	3
Winter Park, Osceola	3
Alligator Point, Wakulla	3
Margate, Unknown	3
Maitland, Pasco	3
Highland Park, Polk	3
Winter Garden, Polk	3
Pp, Unknown	3

COVID-19: characteristics of 1,461,958 Florida resident cases

Data through Jan 10, 2021 verified as of Jan 11, 2021 at 09:25 AM

Data in this report are provisional and subject to change.

The table below includes the cities and counties of residence for cases in Florida residents based on the patient's ZIP Code. Note that city is not always received as part of the initial notification and may be missing while the case is being investigated.

City and county	Cases
Woodside, Broward	3
Winter Park, Lake	3
University Of Central Florida, Palm Beach	3
Ocoee, Broward	3
Orem, Palm Beach	3
Lanark Village, Franklin	3
Labelle, Lee	3
Missing, Hendry	3
Apopka, Osceola	3
Brewton, Escambia	3
Cassadaga, Volusia	2
Hialeah Lakes, Dade	2
Fort Walton Beach, Walton	2
Dunnellon, Levy	2
Lake Harbor, Palm Beach	2
Orlando, Holmes	2
Orlando, Sumter	2
Moore Haven, Hendry	2
Naples, Broward	2
University Of Central Florida, Pinellas	2
University Of Central FI, Dade	2
University Of Central FI, Osceola	2
Windermere, Polk	2
Winter Garden, Brevard	2
Wimauma, Manatee	2
Provo, Broward	2
Sumatra, Liberty	2
Portland, Unknown	2
Pp, Dade	2
Tangerine, Lake	2
Winter Garden, Hillsborough	2
Pass, Dade	2
Jacksonville, Dade	2
Madison, Unknown	2
Los Angeles, Broward	2
Lockhart, Seminole	2
Amelia City, Nassau	2
Florida Power & Light Co, Dade	2
Oklawaha, Marion	2
Olustee, Baker	2
Ocoee, Duval	2
Tarpon Springs, Pasco	2
West Palm Beach, Dade	2
Apopka, Flagler	2
Apopka, Marion	2
Apopka, Sarasota	2
Bonifay, Jackson	2
Clermont, Polk	2
Doctors Inlet, Clay	2
DeLand, Lake	2
Greenville, Jefferson	2
Fort Pierce, Martin	2
Ludlam, Dade	2
Lecanto, Marion	2
Miami, Palm Beach	2
None, Dade	2
Lutz, Pinellas	2
Lawtey, Union	2
Los Angeles, Okaloosa	2

COVID-19: characteristics of 1,461,958 Florida resident cases

Data through Jan 10, 2021 verified as of Jan 11, 2021 at 09:25 AM

Data in this report are provisional and subject to change.

The table below includes the cities and counties of residence for cases in Florida residents based on the patient's ZIP Code. Note that city is not always received as part of the initial notification and may be missing while the case is being investigated.

City and county	Cases
Alligator Point, Franklin	2
Coconut Creek, Unknown	2
Crawfordville, Leon	2
Immokalee, Lee	2
Eatonville, Lake	2
Fort Lauderdale, Unknown	2
Fort Myers, Unknown	2
Winter Garden, Broward	2
Winter Garden, Dade	2
Windermere, Osceola	2
Winter Park, St. Johns	2
Orlando, Unknown	2
Saint Petersburg, Hillsborough	2
Seven Springs, Pasco	2
Upper Key Largo, Monroe	2
University Of Central Florida, Lee	2
Wauchula, Desoto	2
Vero Beach, Unknown	2
Tampa, Hernando	2
Summerfield, Unknown	2
Ormond Beach, Flagler	2
Panama City, Unknown	2
Pompano Beach, Unknown	2
Sebring, Desoto	2
Yeehaw, Okeechobee	2
Winter Park, Dade	2
Jacksonville Naval Hospital, Duval	2
Jacksonville, Nassau	2
Longview, Dade	2
Hosford, Calhoun	2
Okeechobee, Lake	2
Melrose, Clay	2
Mesa, Unknown	2
Cape Haze, Charlotte	2
000000, Unknown	2
Boynton Beach, Broward	2
Land O Lakes, Hillsborough	2
Milligan, Okaloosa	2
Missing, Okeechobee	2
Lakeland, Unknown	2
Fort Lauderdale, Alachua	2
Cross City, Taylor	2
Carl Fisher, Dade	2
Boca Raton, Broward	2
Saint Marys, Nassau	2
Windermere, Lake	2
Winter Park, Highlands	2
Wacissa, Jefferson	2
Ocoee, Leon	2
Orlo Vista, Orange	2
Port Saint Lucie, Palm Beach	2
Marysville, Dade	2
Green Cove Springs, Duval	2
Island Grove, Alachua	2
Land O Lakes, Unknown	2
Crestview, Walton	2
Cross Key, Monroe	2
Claysville, Hernando	2
Dade City, Unknown	2

COVID-19: characteristics of 1,461,958 Florida resident cases

Data through Jan 10, 2021 verified as of Jan 11, 2021 at 09:25 AM

Data in this report are provisional and subject to change.

The table below includes the cities and counties of residence for cases in Florida residents based on the patient's ZIP Code. Note that city is not always received as part of the initial notification and may be missing while the case is being investigated.

City and county	Cases
Cibolo, Orange	2
Cape San Blas, Gulf	2
Port Canaveral, Brevard	2
Seguin, Unknown	2
Sunrise, Unknown	2
Oakland Park, Unknown	2
Weirsdale, Lake	2
Tampa, Broward	2
Venice, Dade	2
Union, Manatee	2
University Of Central Fl, Broward	2
Sand Lake, Orange	2
Sandestin, Walton	2
Windermere, Hillsborough	2
Winter Park, Collier	2
Winter Park, Duval	2
Winter Park, Hillsborough	2
Jupiter Island, Martin	2
Labelle, Collier	2
Lauderhill, Unknown	2
Long Beach, Orange	2
Longwood, Unknown	2
Miramar, Unknown	2
Maitland, Palm Beach	2
Miami, Martin	2
Okeechobee, Highlands	2
New Port Richey, Hillsborough	2
At Large, Broward	2
Alys Beach, Walton	2
Alford, Washington	2
Apopka, Duval	2
Belle Isle, Seminole	1
Boys Ranch, Suwannee	1
Coal City, Pasco	1
Celebration, Orange	1
Chicago, Broward	1
Commerce Township, Manatee	1
Crawfordville, Alachua	1
Crescent City, Marion	1
Crestview, Unknown	1
Altamonte Springs, Orange	1
O, Unknown	1
Addison, Pasco	1
Alafaya, Dade	1
Anastasia Island, St. Johns	1
Apo, Collier	1
Apopka, Alachua	1
Apopka, Citrus	1
Austin, Dade	1
Azalea Park, Broward	1
Arabi, Orange	1
Big Torch Key, Monroe	1
Black, Holmes	1
Boca Raton, Lee	1
Bonifay, Unknown	1
Bonnie, St. Johns	1
Delray Beach, Broward	1
Fort Lauderdale, Lee	1
Fort Pierce, Brevard	1

COVID-19: characteristics of 1,461,958 Florida resident cases

Data through Jan 10, 2021 verified as of Jan 11, 2021 at 09:25 AM

Data in this report are provisional and subject to change.

The table below includes the cities and counties of residence for cases in Florida residents based on the patient's ZIP Code. Note that city is not always received as part of the initial notification and may be missing while the case is being investigated.

City and county	Cases
Fort Worth, Broward	1
Franklin, Orange	1
Gainesville, Santa Rosa	1
High Springs, Columbia	1
Gwynn Oak, Polk	1
Newaygo, Charlotte	1
North Port, Charlotte	1
Na, Dade	1
Naples, Leon	1
Milford, Bay	1
Miami Beach, Unknown	1
Mattoon, Lee	1
Missing, Desoto	1
Los Angeles, Orange	1
Marianna, Leon	1
Marianna, Washington	1
Mary Esther, Hillsborough	1
Littleton, St. Johns	1
Lecanto, Palm Beach	1
Lake Worth, Unknown	1
Lake Como, Nassau	1
Lake In The Hills, Broward	1
Jupiter, Pinellas	1
Kansas City, Palm Beach	1
Indianapolis, Lee	1
Jena, Taylor	1
Winter Park, Manatee	1
Winter Park, Palm Beach	1
Winter Park, Volusia	1
Winter Springs, Orange	1
Youngstown, Washington	1
Zellwood, Brevard	1
Zellwood, Osceola	1
Winnetka, Dade	1
Scottsdale, Brevard	1
Saint Petersburg, Duval	1
Port Saint Lucie, Marion	1
Port St Luce, Unknown	1
Port St. Lucie, St. Lucie	1
Roswell, Bay	1
Ruskin, Dade	1
Ruskin, Manatee	1
Pompano Beach, Dade	1
Pompano Beach, Osceola	1
Port Charlotte, Lee	1
Pine Hills, Polk	1
Pensacola Naval Hospital, Escambia	1
Pace, Escambia	1
Painted Post, Pasco	1
Palatka, Marion	1
Tavares, Unknown	1
Temple, Palm Beach	1
St Peterburg, Orange	1
Stiamk, Dade	1
Sun City Center, Lee	1
Surfside Beach, Orange	1
Wabasha, Clay	1
Unknown, Duval	1
Upland, Manatee	1

COVID-19: characteristics of 1,461,958 Florida resident cases

Data through Jan 10, 2021 verified as of Jan 11, 2021 at 09:25 AM

Data in this report are provisional and subject to change.

The table below includes the cities and counties of residence for cases in Florida residents based on the patient's ZIP Code. Note that city is not always received as part of the initial notification and may be missing while the case is being investigated.

City and county	Cases
West Hollywood, Broward	1
Waverly, Duval	1
Weston, Unknown	1
Wildwood, Lee	1
West Palm Beach, Unknown	1
Twentynine Palms, Broward	1
University Of Central Florida, Duval	1
Venezuela, Unknown	1
West Miami, Unknown	1
Vernon, Walton	1
Xifamk, Dade	1
Winfield, Hillsborough	1
Winter Garden, Lee	1
Winter Garden, Unknown	1
Winter Park, Bay	1
Whippany, Volusia	1
Ocala, Duval	1
Ocoee, Manatee	1
Okeechobi, Unknown	1
North Brunswick, St. Lucie	1
North Lauderdale, Unknown	1
North Porte, Unknown	1
Notrealville, Polk	1
Orlando, Clay	1
Orem, Dade	1
Orlando, Gadsden	1
Orlando, Walton	1
Oviedo, Lake	1
Panomo City, Bay	1
Surprise, Unknown	1
Syracuse, Unknown	1
St Cloud, Orange	1
Sarasota, Unknown	1
San Marcos, Unknown	1
Saint Petersburg, Bay	1
Pooler, Broward	1
Ridgewood, Lee	1
Roseville, Broward	1
Pensacola, Dade	1
Plantation Key, Monroe	1
Plantation, Leon	1
Port St. Lucie, Unknown	1
Putnam, Putnam	1
Canton, Duval	1
Callahan, Duval	1
Bradenton, Lee	1
Bogota, Unknown	1
Alafaya, Pinellas	1
Apopka, Leon	1
Atlanta, Walton	1
Attalla, Broward	1
Auburn, Palm Beach	1
Autaugaville, Broward	1
Azalea Park, Lake	1
Azalea Park, Polk	1
Dalecity, Okaloosa	1
Deerfield Beach, Polk	1
Defuniak Springs, Okaloosa	1
Eatonville, Hillsborough	1

COVID-19: characteristics of 1,461,958 Florida resident cases

Data through Jan 10, 2021 verified as of Jan 11, 2021 at 09:25 AM

Data in this report are provisional and subject to change.

The table below includes the cities and counties of residence for cases in Florida residents based on the patient's ZIP Code. Note that city is not always received as part of the initial notification and may be missing while the case is being investigated.

City and county	Cases
Clearwater, Leon	1
Clarcona, Seminole	1
Crystal River, Marion	1
Crestview, Broward	1
Glen Cove, Unknown	1
Glen Saint Mary, Duval	1
Gainesville, Levy	1
Fleming Island, Duval	1
Landolakes, Unknown	1
Lawton, Okaloosa	1
Lima, Volusia	1
Key West, Palm Beach	1
Kilgore, Dade	1
Jupiter Inlet, Palm Beach	1
Jzx, Unknown	1
Jacksonville, Baker	1
Irmo, Unknown	1
Greensboro, Leon	1
Macclenny, Dixie	1
Madison, Jefferson	1
Lake Forest, Collier	1
Miamksaohes, Dade	1
Miami Dade, Unknown	1
Metter, Manatee	1
Monument, Broward	1
Mokena, Lee	1
Morrisville, Palm Beach	1
Missing, Lafayette	1
Prattville, Hillsborough	1
Prestonsburg, Bay	1
Quincy, Jackson	1
Rapid City, Broward	1
Red Bay, Holmes	1
Piasa, Putnam	1
Palmetto, Pasco	1
Pass-A-Grille Beach, Pinellas	1
Pembroke Lakes, Broward	1
Other, Dade	1
Palmetto Bay, Palm Beach	1
New Middletown, Hillsborough	1
Orlando, Putnam	1
Waipahu, Santa Rosa	1
Ward, Polk	1
Wellborn, Columbia	1
Summnmerville, Unknown	1
Syracuse, Polk	1
Tallahassee, Dade	1
Tamarac, Dade	1
Tavares, Orange	1
Topsham, Manatee	1
Town Of Nocatee, St. Johns	1
Unkn, Duval	1
Suitland, Volusia	1
Shirley, Flagler	1
Seminole, Leon	1
Russellville, Bay	1
Saint Joseph, Volusia	1
San Antonio, Orange	1
Woodbine, Nassau	1

COVID-19: characteristics of 1,461,958 Florida resident cases

Data through Jan 10, 2021 verified as of Jan 11, 2021 at 09:25 AM

Data in this report are provisional and subject to change.

The table below includes the cities and counties of residence for cases in Florida residents based on the patient's ZIP Code. Note that city is not always received as part of the initial notification and may be missing while the case is being investigated.

City and county	Cases
Winter Garden, Marion	1
Winter Park, Citrus	1
Winter Park, Hendry	1
Winter Garden, Duval	1
West Yarmouth, St. Lucie	1
Venetian Islands, Dade	1
Belle Isle, Osceola	1
Bel Air, Collier	1
Alachua, Duval	1
Alpharetta, Broward	1
Apopka, Brevard	1
Apopka, Clay	1
Apopka, Polk	1
Asheville, Highlands	1
Astoria, Broward	1
Bartow, Hardee	1
Carmel, Orange	1
Caracas, Dade	1
Boston, Broward	1
Brooklyn, Broward	1
Brooklyn, Dade	1
Brooklyn, Lee	1
Dallas, Hernando	1
Coconut Ck, Unknown	1
Chicago, Unknown	1
Fort Lauderdale, Leon	1
Fort White, Clay	1
Deer Park, Dade	1
Deerfield Beach, Unknown	1
Deland, Seminole	1
Doral, Unknown	1
Downingtown, Hillsborough	1
Dpo, Santa Rosa	1
Garden City, Alachua	1
Gaylord, Orange	1
Gotcha, Orange	1
Greensburg, Palm Beach	1
Fisher Island, Unknown	1
Hallandale, Unknown	1
Gurabo, Osceola	1
Hernando, Marion	1
Hialeah, Collier	1
Helen, Bay	1
Lake Butler, Alachua	1
Kingsland, Nassau	1
Knoxville, Bay	1
Indian Rocks Beach, Duval	1
Key West, Duval	1
Keys West, Unknown	1
Hoclywsod, Dade	1
Hiawassee, Osceola	1
Homeless, Hillsborough	1
Homeless, Monroe	1
Homeless, Pinellas	1
Inwood, Broward	1
Irvine, Marion	1
Jefferson, Dade	1
Jonesboro, Leon	1
Jupiter, Dade	1

COVID-19: characteristics of 1,461,958 Florida resident cases

Data through Jan 10, 2021 verified as of Jan 11, 2021 at 09:25 AM

Data in this report are provisional and subject to change.

The table below includes the cities and counties of residence for cases in Florida residents based on the patient's ZIP Code. Note that city is not always received as part of the initial notification and may be missing while the case is being investigated.

City and county	Cases
Jupiter, St. Lucie	1
Kenilworth, Leon	1
Monroe Township, Palm Beach	1
Moore Haven, Okeechobee	1
Morrisville, Unknown	1
Milford, Lee	1
Missing, Levy	1
North Palm Beach, Orange	1
Northport, Sarasota	1
Oakland, Lee	1
Las Vegas, Palm Beach	1
Ldhl, Broward	1
Little Neck, Lee	1
Micanopy, Marion	1
Mckinney, Broward	1
Miamc, Dade	1
Bonita, Lee	1
Belle Isle, Duval	1
Bocaraten, Palm Beach	1
Bronson, Alachua	1
Brooker, Alachua	1
Brandon, Pinellas	1
Alva, Escambia	1
Arcadia, Highlands	1
Baker, Santa Rosa	1
Armstrong, St. Johns	1
Atl, Brevard	1
Belleville, Palm Beach	1
Belmont, Santa Rosa	1
Blountstown, Broward	1
Cincinnati, Dade	1
Champions Gate, Osceola	1
Davie, Unknown	1
Dayton, Orange	1
Floral, Okaloosa	1
Edgewood, Broward	1
Dfafs, Okaloosa	1
Mayaguez, Dade	1
Macclenny, Duval	1
Mantua, Broward	1
Middletown, Osceola	1
North Laud, Unknown	1
Ocoee, Unknown	1
Oldsra, Manatee	1
Noma, Holmes	1
Murrieta, Seminole	1
Monroe, Hillsborough	1
Hoosick Falls, Broward	1
Hialeahgardens, Dade	1
Greenbrier, Bay	1
Gibson, Unknown	1
Gainesville, Okaloosa	1
Longwood, Broward	1
Lucedale, St. Lucie	1
Kure Beach, Monroe	1
Lakeland, Palm Beach	1
Interlachen, Duval	1
Wtixrat, Dade	1
Windermere, Volusia	1

COVID-19: characteristics of 1,461,958 Florida resident cases

Data through Jan 10, 2021 verified as of Jan 11, 2021 at 09:25 AM

Data in this report are provisional and subject to change.

The table below includes the cities and counties of residence for cases in Florida residents based on the patient's ZIP Code. Note that city is not always received as part of the initial notification and may be missing while the case is being investigated.

City and county	Cases
Sanford, Orange	1
Saint Petersburg, Charlotte	1
Saint Lucie Village, St. Lucie	1
Puerto Rico, Unknown	1
Randolph, Orange	1
Refused, Unknown	1
Powell, Lee	1
Perth Amboy, Hillsborough	1
Pembroke Pines, Dade	1
Pensacola, Sumter	1
Paducah, Manatee	1
Toms River, Lee	1
Tourist, Dade	1
Sharpes, Brevard	1
Sunrtise, Dade	1
Tallahassee, Gadsden	1
Tallahassee, Madison	1
Ventura, Orange	1
Westlake Village, Unknown	1
Watersound, Bay	1
Unk, Duval	1
Trenton, Dixie	1
Unknown, Unknown	1
University Of Central Fl, Clay	1
Tulsa, Orange	1
Tiffin, Highlands	1
Sun City Center, Hardee	1
Tallahassee, Duval	1
Tampa, Palm Beach	1
Saint Petersburg, St. Lucie	1
Saint Johns, Unknown	1
Rye, Duval	1
Saxis, Lee	1
Sebring, Lee	1
Spring Hill , Hernando	1
Starke, Clay	1
Stone Mountain, Palm Beach	1
Orlando, Washington	1
Palm Coast, Polk	1
Palm Coast, Volusia	1
Parker, Dade	1
Oooooo, Unknown	1
Port Everglades, Broward	1
Peoria, Unknown	1
Pacifica, Dade	1
Rex, Duval	1
Winter Garden, Pinellas	1
Winter Park, Calhoun	1
Winter Park, Indian River	1
Winter Park, Lee	1
Zolfo Springs, Polk	1
Windermere, Pasco	1
West Villages, Sarasota	1
Wichita, Volusia	1
Winder Garden, Orange	1
Windermere, Broward	1
Washington, Unknown	1
Wekiva Springs, Seminole	1
Vernon, Unknown	1

COVID-19: characteristics of 1,461,958 Florida resident cases

Data through Jan 10, 2021 verified as of Jan 11, 2021 at 09:25 AM

Data in this report are provisional and subject to change.

The table below includes the cities and counties of residence for cases in Florida residents based on the patient's ZIP Code. Note that city is not always received as part of the initial notification and may be missing while the case is being investigated.

City and county	Cases
Fort Pierce, Unknown	1
Gotha, Palm Beach	1
Eatonville, Osceola	1
Cypress, Leon	1
Edgewood, Osceola	1
Homeless, Polk	1
Homosassa, Hernando	1
Harrison, Pinellas	1
Granada Hills, Broward	1
Hailandale, Unknown	1
Hialeah, Bay	1
Clermont, Osceola	1
Clewiston, Glades	1
Deland, St. Lucie	1
Deltona, Orange	1
Cartersville, Unknown	1
Anaheim, Unknown	1
Alafaya, Palm Beach	1
Athens, Duval	1
Bogota, Orange	1
Bradington, Manatee	1
Bronx, Palm Beach	1
Blountstown, Jackson	1
Belle Isle, Dade	1
Louisville, Manatee	1
Los Angeles Ca, Unknown	1
Lewisburg, Pasco	1
Littleton, Dade	1
Maitland, Dade	1
Lake City, Hamilton	1
Jerusalem, St. Johns	1
La Grange, Dade	1
North Pole, Seminole	1
North Port, Lee	1
Mount Pleasant, Gadsden	1
Navarre, Okaloosa	1
New Orleans, Palm Beach	1
Newark, Broward	1
Newburgh, Bay	1
Marshall, Dade	1
Miami Lakes, Unknown	1
Miami, Hillsborough	1
Miami, Orange	1
Middlesburg, Duval	1
Missing, Hardee	1
Lemoyne, Manatee	1
Marianna, Calhoun	1
Magnolia Square, Osceola	1
Maitland, Alachua	1
Lawrence Township, Palm Beach	1
Las Vegas, Orange	1
Melrose, Alachua	1
Miamf, Dade	1
Miami G, Dade	1
Miami, Collier	1
Marshall, Palm Beach	1
New Richmond, Volusia	1
Gotha, Leon	1
Gilmer, Dade	1

COVID-19: characteristics of 1,461,958 Florida resident cases

Data through Jan 10, 2021 verified as of Jan 11, 2021 at 09:25 AM

Data in this report are provisional and subject to change.

The table below includes the cities and counties of residence for cases in Florida residents based on the patient's ZIP Code. Note that city is not always received as part of the initial notification and may be missing while the case is being investigated.

City and county	Cases
Haverford, Hillsborough	1
Kingsland, Duval	1
Kissimmee, Brevard	1
Lake Placid, Alachua	1
Lander, Citrus	1
Deland, Polk	1
Dallas, Lee	1
De Leon Springs, Putnam	1
Estero, Collier	1
Fanning Springs, Levy	1
Columbus, Brevard	1
Cookeville, Seminole	1
Crestview, Holmes	1
Cumberland, Palm Beach	1
Dade City, Hillsborough	1
Charlotte, Pasco	1
Clear Brook, Lee	1
Clermont, Orange	1
Boca Raton, Unknown	1
Bohealia, Lee	1
Blowing Rock, Polk	1
Carol Stream, Orange	1
Bryant, Alachua	1
Apopka, St. Lucie	1
Belle Isle, Polk	1
Apopka, Manatee	1
99, Unknown	1
Alanson, Bay	1
Aollywoss, Dade	1
Wesley Chapel, Alachua	1
Virginia Beach, Hernando	1
Waco, Broward	1
University Of Central Florida, Monroe	1
Tangerine, Seminole	1
Tewksbury, Orange	1
Toms River, Dade	1
Soldotna, Broward	1
Saint Cloud, Lee	1
Saint Johns, Orange	1
San Antonio, Sarasota	1
San Antonio, Unknown	1
Sanford, Volusia	1
Tampa Palms, Hillsborough	1
South Burlington, Orange	1
Steinhatchee, Madison	1
Ocoee, Lee	1
Ocoee, Volusia	1
Okeechobee, St. Lucie	1
Oakland, Lake	1
Oakland, Leon	1
Opalocka, Dade	1
Orlando, Hendry	1
Orlando, Levy	1
Perry, Leon	1
Palm Springs North, Dade	1
Palm Coast, Duval	1
Pineland, Lee	1
Provincetown, Collier	1
Wood River, Polk	1

COVID-19: characteristics of 1,461,958 Florida resident cases

Data through Jan 10, 2021 verified as of Jan 11, 2021 at 09:25 AM

Data in this report are provisional and subject to change.

The table below includes the cities and counties of residence for cases in Florida residents based on the patient's ZIP Code. Note that city is not always received as part of the initial notification and may be missing while the case is being investigated.

City and county	Cases
Worcester, Palm Beach	1
Westminster, Sarasota	1
Weston, Dade	1
Wheaton, Lee	1
Fort Denaud, Glades	1
Everett, Dade	1
Fl State Lot, Leon	1
Fortlauderdale, Unknown	1
Ft Pierce, Unknown	1
Garland, Orange	1
El Paso, Unknown	1
Eatonville, Seminole	1
Destin, Unknown	1
Diamond, Highlands	1
Amelia Village, Nassau	1
Apple Creek, Citrus	1
Altamonte, Orange	1
Alva, Collier	1
333, Unknown	1
Allentown, Putnam	1
Bear Grass, Palm Beach	1
Azalea Park, Osceola	1
Chipley, Holmes	1
Chipley, Jackson	1
Colorado Springs, Unknown	1
Conifer, Lee	1
Coco River, Collier	1
Bryn Mawr, Palm Beach	1
Camden Wyoming, Duval	1
Chattanooga, Dade	1
Loganville, Orange	1
Live Oak, Columbia	1
Longwood, Orange	1
Miami Garden, Unknown	1
Miami, Monroe	1
Miamii, Dade	1
Miamt, Dade	1
Mid Florida, Seminole	1
Middleburg, Duval	1
N/A, Duval	1
Naples, Alachua	1
Jeffersonville, Broward	1
Knoxville, Escambia	1
Lake Mary, Lake	1
Lauderdale Hill, Unknown	1
Lake Worth, Broward	1
Homeless, Dade	1
Hickory, Lee	1
Hallandate Ben, Unknown	1
Palm City, Unknown	1
Pompano Beach, Alachua	1
Pine Hills, Broward	1
Porter Ranch, Dade	1
Raiford, Bradford	1
Ponte Vedra Beach, Orange	1
Port Saint Lucie, Indian River	1
Ocala, Unknown	1
Old Town, Gilchrist	1
Ocoee, Hillsborough	1

COVID-19: characteristics of 1,461,958 Florida resident cases

Data through Jan 10, 2021 verified as of Jan 11, 2021 at 09:25 AM

Data in this report are provisional and subject to change.

The table below includes the cities and counties of residence for cases in Florida residents based on the patient's ZIP Code. Note that city is not always received as part of the initial notification and may be missing while the case is being investigated.

City and county	Cases
Oviedo, Leon	1
Opa Locka, Polk	1
Orem, Sarasota	1
Orem, Unknown	1
Russellville, Hillsborough	1
Saint Augustine, Okaloosa	1
Republic, Monroe	1
Ridgewood, Broward	1
Riverview, Manatee	1
Roseland, Palm Beach	1
Steinhatchee, Alachua	1
Saint Teresa, Wakulla	1
San Diego, Unknown	1
Union City, Bradford	1
Tampa, Manatee	1
University Of Central Florida, Hillsborough	1
University Of Central FI, Pasco	1
Vero Beach, Brevard	1
Village Of Palm Springs, Palm Beach	1
Webster, Pasco	1
Westerville, Hillsborough	1
Wilbur By The Sea, Volusia	1
Willowbrook, Lee	1
Woodland Hills, Brevard	1
Windermere, Dade	1
Winston Salem, Unknown	1
Port Charlotte FI, Unknown	1
Richmond Heights, Dade	1
Rochester, Lee	1
Rosemary Beach, Bay	1
Pensacola, Santa Rosa	1
Plant City, Hendry	1
Ponce, Orange	1
Plant City, Pinellas	1
Plantation, Unknown	1
Sumter Ville, Unknown	1
South Otselic, Dade	1
Saint Petersburg, Dade	1
San Juan, Osceola	1
San Pedro Sula, Dade	1
Sandy, Duval	1
Windermere, Lee	1
Wayne, Dade	1
West Simsbury, Collier	1
Winter Garden, Sumter	1
University Of Central FI, St. Johns	1
University Of Central Florida, Dade	1
Unknown, Nassau	1
Tinley Park, Lee	1
Telluride, Lee	1
Springhill, Unknown	1
Tampa, Jackson	1
Naugatuck, Lee	1
New Vernon, Sarasota	1
New York, Broward	1
Oakland, Broward	1
Oakland, Manatee	1
Myakka, Duval	1
Opa Locka, Unknown	1

COVID-19: characteristics of 1,461,958 Florida resident cases

Data through Jan 10, 2021 verified as of Jan 11, 2021 at 09:25 AM

Data in this report are provisional and subject to change.

The table below includes the cities and counties of residence for cases in Florida residents based on the patient's ZIP Code. Note that city is not always received as part of the initial notification and may be missing while the case is being investigated.

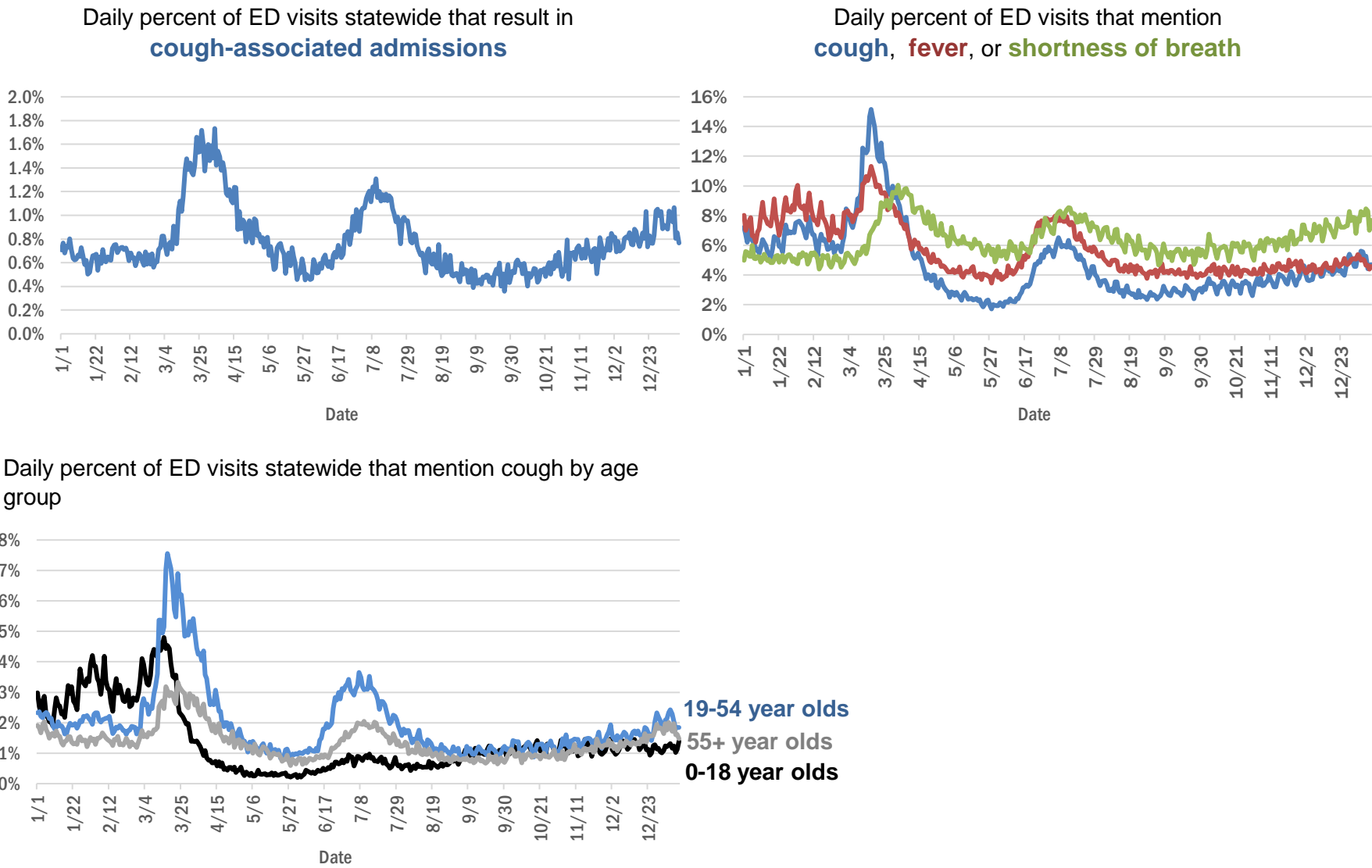
City and county	Cases
Ocoee, Polk	1
Los Angeles, Polk	1
Lakewood, Unknown	1
Middleburg, Unknown	1
Minneapolis, Broward	1
Missing, Charlotte	1
Maitland, Unknown	1
Melbourne, Orange	1
Miami Beach, Palm Beach	1
Miami Granders, Dade	1
Duke Field Air Force Station, Okaloosa	1
Flora, Lee	1
Fdsf, Unknown	1
Fruitland Park, Sumter	1
Fwb, Unknown	1
Gainesville, Marion	1
Gastonia, Polk	1
Hilliard, Dade	1
Hollywood, Leon	1
Holt, Unknown	1
Humble, Broward	1
Havanna, Gadsden	1
Knoxville, Duval	1
Green, Clay	1
Greensburg, Orange	1
Greenville, Monroe	1
Gulf Shores, Escambia	1
Bryn Mawr, Collier	1
Apalachicola, Leon	1
Apopka, Palm Beach	1
Aspen, Palm Beach	1
Atlanta, Broward	1
Aurburndale, Polk	1
Aventura, Unknown	1
Azalea Park, Sarasota	1
Bartow, Unknown	1
Boca Rotan, Unknown	1
Deltona , Volusia	1
Clermont, Unknown	1
Columbia, Orange	1
Coral Springs, Unknown	1
Cornelius, Leon	1
Crestview, Dade	1
Dade City, Polk	1
Dania, Unknown	1
Darien, Pasco	1
Total	1,461,958

COVID-19: additional surveillance information

Data through Jan 10, 2021 verified as of Jan 11, 2021 at 09:25 AM

Data in this report are provisional and subject to change.

Statewide emergency department (ED) chief complaint and admission data



The Electronic Surveillance System for the Early Notification of Community-Based Epidemics (ESSENCE-FL) includes chief complaint data from 211 of 211 Florida EDs. Data are transmitted electronically to ESSENCE-FL daily or hourly.

COVID-19: testing by laboratory

Data through Jan 10, 2021 verified as of Jan 11, 2021 at 09:25 AM

Data in this report are provisional and subject to change.

The numbers in the table below represent the number of Florida and non-Florida residents for whom test results were received by the Department of Health. A person can be tested by more than one laboratory and can have both positive and negative results. **Therefore, the sum of the numbers in each column will be larger than the total number of people tested.**

Reporting lab	Inconclusive	Negative	Positive	Percent positive	Total
LABORATORY CORPORATION OF AMERICA	2,232	1,394,613	185,111	12%	1,581,956
QUEST DIAGNOSTICS	10,331	1,227,522	178,216	13%	1,416,069
CURATIVE LABS	10,850	1,094,359	154,259	12%	1,259,468
BIO REFERENCE LABORATORIES, INC	7,299	815,833	153,395	16%	976,527
HELIX	5,094	406,959	67,776	14%	479,829
GENETWORX	661	390,606	32,937	8%	424,204
REALTOX LABS LLC	3,915	352,559	56,346	14%	412,820
CDR MAGUIRE - HEALTH CARE CENTER		287,149	43,331	13%	330,480
RCA LABORATORY SERVICES, LLC		260,701	24,244	9%	284,945
EAST FLORIDA STATE COLLEGE - BREVARD		212,889	26,986	11%	239,875
NOMI_HEALTH	751	191,156	28,191	13%	220,098
IMPACT HEALTH BIOMETRIC TESTING, INC	989	183,949	20,350	10%	205,288
REAL DIAGNOSTICS	1,302	178,644	24,707	12%	204,653
NOMI HEALTH LAB SERVICES		172,661	19,578	10%	192,239
BPHL-JACKSONVILLE	18	135,870	23,747	15%	159,635
MAKO GENOMICS	6,409	123,795	21,473	14%	151,677
ELABNETWORK	1,058	134,425	11,334	8%	146,817
ADVENTHEALTH LAB	99	121,158	14,518	11%	135,775
MAYO CLINIC LABORATORIES	306	119,569	14,720	11%	134,595
NORTHWEST LABORATORY	246	121,016	6,471	5%	127,733
BAYCARE LABORATORIES LLC	515	112,703	10,208	8%	123,426
BPHL-MIAMI	225	98,723	16,500	14%	115,448
ADVENT HEALTH LAB	112	101,260	13,957	12%	115,329
FULGENT DIAGNOSTICS LABORATORY	2,063	102,407	10,661	9%	115,131
MEMORIAL REGIONAL HOSPITAL SOUTH	23	95,479	19,346	17%	114,848
MEDICAL DIAGNOSTIC LABORATORIES	972	98,325	14,172	12%	113,469
BIOCOLLECTIONS WORLDWIDE, INC	675	98,824	12,517	11%	112,016
ASCENSION SACRED HEART HOSPITAL - PENSACOLA	2	97,254	14,615	13%	111,871
ORLANDO HEALTH SYSTEM	633	94,528	9,644	9%	104,805
PWNHEALTH	346	86,389	10,327	11%	97,062
KORVALABS, INC	1,282	90,980	4,671	5%	96,933
BPHL-TAMPA (SPECTRUM BLVD)	45	73,748	13,581	16%	87,374
TAMPA GENERAL HOSPITAL	4	77,593	7,157	8%	84,754
UF HEALTH MEDICAL LAB	33	77,360	7,105	8%	84,498
SUNPATH MEDICAL DIAGNOSTICS LABORATORY	739	72,610	11,047	13%	84,396
DIATHERIX LABORATORIES		70,628	10,668	13%	81,296
TESTING MATTERS INC	220	70,437	10,570	13%	81,227
AKESOGEN		68,476	12,316	15%	80,792
BAPTIST HEALTH SOUTH FLORIDA	298	63,379	10,134	14%	73,811
ASCENSION ST VINCENT'S - RIVERSIDE	1	57,145	8,075	12%	65,221
JACKSON MEMORIAL HOSPITAL CLINICAL LAB	79	51,245	9,655	16%	60,979
LAKELAND REGIONAL MEDICAL CENTER	129	51,744	6,632	11%	58,505
SOUTH MIAMI HOSPITAL LAB	257	48,201	6,919	12%	55,377
UF HEALTH SHANDS HOSPITAL	356	51,320	3,654	7%	55,330
ARUP LABORATORIES	16	50,015	2,910	5%	52,941
AIT LABORATORIES		45,664	5,514	11%	51,178
AMERICAN HEALTH ASSOCIATES	9	46,983	3,544	7%	50,536

COVID-19: testing by laboratory

Data through Jan 10, 2021 verified as of Jan 11, 2021 at 09:25 AM

Data in this report are provisional and subject to change.

The numbers in the table below represent the number of Florida and non-Florida residents for whom test results were received by the Department of Health. A person can be tested by more than one laboratory and can have both positive and negative results. **Therefore, the sum of the numbers in each column will be larger than the total number of people tested.**

Reporting lab	Inconclusive	Negative	Positive	Percent positive	Total
VIRACOR EUROFINS		35,119	9,734	22%	44,853
APPLIED INGENUITY DIAGNOSTICS LLC		42,532	1,884	4%	44,416
INGENIOUS PERSONALIZED MEDICINE	147	35,513	7,369	17%	43,029
TALLAHASSEE MEMORIAL HOSPITAL	202	37,005	4,464	11%	41,671
BAPTIST HEALTH - JACKSONVILLE	4	38,462	3,017	7%	41,483
AEGIS SCIENCES CORPORATION	233	33,517	5,841	15%	39,591
ORANGE COUNTY CONVENTION CENTER		33,330	3,658	10%	36,988
MIAMI DADE COUNTY☐		32,093	3,528	10%	35,621
SARASOTA MEMORIAL HOSPITAL MAIN LAB	12	32,178	2,879	8%	35,069
BROWARD GENERAL MEDICAL CENTER-CLINICAL LAB	2	31,268	3,284	10%	34,554
MILLENNIUM PHYSICIAN GROUP	17	28,912	5,361	16%	34,290
LEE HEALTH - CAPE CORAL HOSPITAL	3	29,375	4,909	14%	34,287
GENESIS REFERENCE LABORATORIES		30,584	3,500	10%	34,084
WALGREENS	31	28,431	5,247	16%	33,709
UNIVERSITY OF MIAMI HOSPITAL	32	29,360	3,131	10%	32,523
FLORIDA HOSPITAL - TAMPA	37	29,372	2,576	8%	31,985
NICKLAUS CHILDREN'S HOSPITAL	58	27,784	4,094	13%	31,936
UF HEALTH JACKSONVILLE	45	27,951	3,140	10%	31,136
ECCO LAB GROUP CO	437	25,438	4,154	14%	30,029
REAL DIAGNOSITICS	146	23,301	3,923	14%	27,370
ADVENTIST HEALTH SYSTEMS SUNBELT INC DBA		24,466	2,291	9%	26,757
NORTH FLORIDA REGIONAL MEDICAL CENTER		22,852	2,760	11%	25,612
ST JOSEPHS HOSPITAL LABORATORY	23	22,231	2,936	12%	25,190
MOUNT SINAI MEDICAL CENTER	9	22,603	2,362	9%	24,974
JUPITER MEDICAL CENTER LAB	64	22,690	2,093	8%	24,847
BRANDON REGIONAL HOSPITAL		21,748	2,882	12%	24,630
PALMETTO GENERAL HOSPITAL LAB	3	19,033	4,011	17%	23,047
DWIC OF TAMPA BAY INC		20,861	1,909	8%	22,770
JFK MEDICAL CENTER LAB	1	19,926	2,563	11%	22,490
ACCESS DX LABORATORY	206	19,502	1,965	9%	21,673
STATLAB_MOBILE	1	19,545	1,993	9%	21,539
ADVENT HEALTH - DAYTONA BEACH	32	18,890	1,527	7%	20,449
INTEGRATED REGIONAL LABORATORIES LLP		17,546	2,877	14%	20,423
NAPLES COMMUNITY HOSPITAL	66	18,349	1,889	9%	20,304
LAB DIAGNOSTICS LLC	382	14,134	5,228	26%	19,744
STS LAB 2 LLC	6	18,725	917	5%	19,648
PANCARE OF FLORIDA INC		17,559	1,983	10%	19,542
AVENTUS BIO LABS	16	17,118	2,389	12%	19,523
WATSON CLINIC LLP		15,596	3,558	19%	19,154
EXACT SCIENCES LABORATORIES		17,035	2,108	11%	19,143
PATIENTS FIRST LAKE ELLA MEDICAL CENTER PA		15,879	2,891	15%	18,770
HOLY CROSS HOSPITAL CLINICAL LAB	1	17,324	1,442	8%	18,767
MORTON PLANT HOSPITAL-ADLER INSTITUTE	26	16,838	1,895	10%	18,759
HEALTHLINK DIAGNOSTIC LABORATORIES	216	16,514	1,761	10%	18,491

COVID-19: testing by laboratory

Data through Jan 10, 2021 verified as of Jan 11, 2021 at 09:25 AM

Data in this report are provisional and subject to change.

The numbers in the table below represent the number of Florida and non-Florida residents for whom test results were received by the Department of Health. A person can be tested by more than one laboratory and can have both positive and negative results. **Therefore, the sum of the numbers in each column will be larger than the total number of people tested.**

Reporting lab	Inconclusive	Negative	Positive	Percent positive	Total
DRS CLACK SPENCER WHITE & MCCORMACK PA D/B/A		16,484	1,711	9%	18,195
SAINT MARY'S MEDICAL CENTER	22	15,949	1,875	11%	17,846
HEALTH CENTER AT SINAI RESIDENCES		16,941	506	3%	17,447
BIOCERNA LABS	461	14,582	2,112	12%	17,155
INFINITY BIOLOGIX LLC	49	15,136	659	4%	15,844
LEESBURG REGIONAL MEDICAL CENTER		13,271	1,731	12%	15,002
AHALABS		14,035	840	6%	14,875
OSCEOLA REGIONAL MEDICAL CENTER	1	12,869	1,874	13%	14,744
INDIAN RIVER MEDICAL CENTER LAB		13,669	851	6%	14,520
BAYFRONT HEALTH - ST PETERSBURG	17	12,420	2,025	14%	14,462
CLEVELAND CLINIC HOSPITAL LAB	4	12,706	1,718	12%	14,428
HOMESTEAD HOSPITAL CLINICAL LABORATORY	25	11,867	2,484	17%	14,376
GENESIS MEDICAL LABORATORY	160	11,717	2,184	16%	14,061
MEMORIAL HOSPITAL JACKSONVILLE	8	11,734	2,310	16%	14,052
UNITED CLINICAL LABORATORY LLC	2	12,098	1,762	13%	13,862
MEDFAST URGENT CARE CENTERS, LLC	5	11,868	1,837	13%	13,710
MALABAR MEDICAL WALK IN CLINIC		11,592	1,802	13%	13,394
WELLINGTON REGIONAL MED CTR LAB	5	11,898	1,451	11%	13,354
ORANGE PARK MEDICAL CENTER	9	10,865	2,182	17%	13,056
NORTHWEST MEDICAL CENTER	1	11,401	1,593	12%	12,995
NIGHT LITE PEDIATRIC CENTER LLC		11,445	1,389	11%	12,834
MEMORIAL REGIONAL HOSPITAL CLINICAL LABORATORY	10	11,919	822	6%	12,751
WEST KENDALL BAPTIST HOSPITAL	10	10,267	2,406	19%	12,683
PRIVA PATH LABS	56	11,899	717	6%	12,672
DELRAY MEDICAL CENTER LAB	3	11,402	1,238	10%	12,643
BETHESDA HOSPITAL EAST		11,523	1,098	9%	12,621
LEE HEALTH - LEE MEMORIAL HOSPITAL		9,383	3,164	25%	12,547
OAK HILL HOSPITAL		11,067	1,365	11%	12,432
VISTA CLINICAL DIAGNOSTICS	334	10,980	1,116	9%	12,430
CLEVELAND CLINIC TRADITION HOSPITAL		11,442	862	7%	12,304
LAWNWOOD REGIONAL MEDICAL CENTER	1	10,537	1,644	13%	12,182
MINUTECLINIC LLC		10,084	1,961	16%	12,045
INDIAN RIVER PATHOLOGY LLC		11,029	1,002	8%	12,031
BAPTIST HEALTH - SOUTH		11,032	940	8%	11,972
FLORIDA HOSPITAL WATERMAN LABORATORY	70	10,997	857	7%	11,924
ST MARKS HOSPITAL LABORATORY B	78	10,627	1,002	9%	11,707
WINTER HAVEN HOSPITAL CLINICAL LABORATORY	4	9,982	1,712	15%	11,698
LARGO MEDICAL CENTER		10,326	1,282	11%	11,608
BINAXNOW	9	8,963	2,631	23%	11,603
BAPTIST HEALTHCARE - BAPTIST HOSPITAL	5	9,163	2,376	21%	11,544
ST ANTHONY'S HOSPITAL LAB	27	10,246	1,242	11%	11,515
PWN HEALTH	17	9,426	2,044	18%	11,487
UHEALTH CORAL GABLES/LENNAR MED CTR	3	10,726	611	5%	11,340
ACCESS MEDICAL LABORATORIES	3	5,934	5,317	47%	11,254
GOOD SAMARITAN MEDICAL CENTER LAB	2	9,568	1,418	13%	10,988

COVID-19: testing by laboratory

Data through Jan 10, 2021 verified as of Jan 11, 2021 at 09:25 AM

Data in this report are provisional and subject to change.

The numbers in the table below represent the number of Florida and non-Florida residents for whom test results were received by the Department of Health. A person can be tested by more than one laboratory and can have both positive and negative results. **Therefore, the sum of the numbers in each column will be larger than the total number of people tested.**

Reporting lab	Inconclusive	Negative	Positive	Percent positive	Total
WESTSIDE REGIONAL MED CTR	2	9,314	1,565	14%	10,881
WEST FLORIDA HOSPITAL LAB		8,472	2,309	21%	10,781
LAKE CITY HM		9,782	830	8%	10,612
MEDICAL CENTER OF TRINITY CLINICAL LABORATORY	1	9,413	1,140	11%	10,554
CLARITY LAB SOLUTIONS	59	9,327	1,153	11%	10,539
ST JOSEPHS HOSPITAL	18	9,181	1,304	12%	10,503
PALMS WEST HOSPITAL LAB	2	8,973	1,512	14%	10,487
GULF COAST MEDICAL CENTER MICROLAB		8,175	2,307	22%	10,482
MERCY HOSPITAL A CAMPUS OF PLANTATION GEN HOSP LAB	1	8,738	1,736	17%	10,475
LARKIN COMMUNITY HOSPITAL INC DBA CARDIOTROPIC		6,820	3,621	35%	10,441
NONA SCIENTIFIC	5	7,918	2,390	23%	10,313
LARKIN COMMUNITY HOSPITAL	10	8,886	1,378	13%	10,274
COAST DIAGNOSTICS LLC	40	9,233	947	9%	10,220
REGIONAL MEDCIAL CENTER BAYONET POINT	2	9,409	789	8%	10,200
THE VILLAGES REGIONAL HOSPITAL		9,121	956	9%	10,077
MEASE COUNTRYSIDE LAB	13	8,964	997	10%	9,974
CAPITAL REGIONAL MEDICAL CTR		7,931	1,923	20%	9,854
SRQ DRIVE THROUGH		8,944	905	9%	9,849
CORAL GABLES HOSPITAL CLINICAL LABORATORY		8,227	1,604	16%	9,831
HALIFAX MEDICAL CENTER LAB	35	8,321	1,400	14%	9,756
AVENTURA HOSPITAL LAB		7,913	1,826	19%	9,739
WEST BOCA MEDICAL CENTER LAB		8,941	729	8%	9,670
PALM BEACH BALL PARK		8,605	999	10%	9,604
MANATEE MEMORIAL HOSPITAL		8,767	788	8%	9,555
AVECINA	17	8,857	656	7%	9,530
GENOVA DIAGNOSTICS LABORATORY	38	8,693	755	8%	9,486
BLAKE MEDICAL CENTER		8,238	1,212	13%	9,450
LEE HEALTH - HEALTH PARK MEDICAL CENTER		7,776	1,577	17%	9,353
PALM BEACH GARDENS MEDICAL CTR LAB		8,457	886	9%	9,343
THE HEALTHCARE DISTRICT OF PALM BEACH COUNTY	37	8,096	1,078	12%	9,211
FLORIDA LABORATORY ANALYSIS		8,112	1,081	12%	9,193
BOSTON HEART DIAGNOSTICS CORP		7,913	1,176	13%	9,089
FLORIDA HOSPITAL HEARTLAND MED CTR CLINICAL LAB	33	7,864	1,175	13%	9,072
PATHNOSTICS	28	6,927	2,009	22%	8,964
ADVENT HEALTH - WESLEY CHAPEL	14	8,118	814	9%	8,946
ADVENTHEALTH CENTRA CARE LAKE BUENA VISTA		8,098	787	9%	8,885
BAPTIST HEALTH SOUTH FLORIDA - WEST KENDALL URGENT CARE		7,420	1,397	16%	8,817
P4 CLINICAL, LLC	159	7,753	842	10%	8,754
LAKE CITY MEDICAL CENTER		6,838	1,833	21%	8,671
DOCTORS HOSPITAL	6	7,116	1,405	16%	8,527
AVECINA MEDICAL	4	6,169	2,310	27%	8,483
NEMOURS CHILDRENS HOSPITAL	1	7,983	439	5%	8,423
AVECINA MEDICAL OAKLEAF	3	6,977	1,330	16%	8,310
PLANTATION GENERAL HOSPITAL		6,811	1,251	16%	8,062
FLORIDA MEDICAL CENTER - A CAMPUS OF NORTH SHORE	2	7,074	970	12%	8,046
INFORM DIAGNOSTICS, INC		7,504	432	5%	7,936
CORAL SPRINGS MED CTR		7,128	753	10%	7,881

COVID-19: testing by laboratory

Data through Jan 10, 2021 verified as of Jan 11, 2021 at 09:25 AM

Data in this report are provisional and subject to change.

The numbers in the table below represent the number of Florida and non-Florida residents for whom test results were received by the Department of Health. A person can be tested by more than one laboratory and can have both positive and negative results. **Therefore, the sum of the numbers in each column will be larger than the total number of people tested.**

Reporting lab	Inconclusive	Negative	Positive	Percent positive	Total
NORTHSIDE HOSPITAL AND HEART INSTITUTE		7,059	771	10%	7,830
FLORIDA HOSPITAL FLAGLER	29	7,176	592	8%	7,797
LEON MEDICAL CENTERS LLC		5,984	1,683	22%	7,667
CENTRAL FLORIDA REGIONAL HOSPITAL		6,891	767	10%	7,658
FLORIDA HOSPITAL DELAND	10	6,656	974	13%	7,640
NCH NORTH NAPLES HOSPITAL LAB	15	6,733	829	11%	7,577
VIKOR SCIENTIFIC	12	6,089	1,365	18%	7,466
NORTH SHORE MEDICAL CENTER		6,127	1,265	17%	7,392
AMERICAN FAMILY CARE		3,947	3,422	46%	7,369
ALL CHILDREN'S HOSPITAL		6,848	483	7%	7,331
BROWARD HEALTH NORTH CLINICAL LABORATORY		6,477	818	11%	7,295
FLORIDA HOSPITAL ZEPHYRHILLS	10	6,523	704	10%	7,237
KD MEDICAL CHOICE LLC	1	6,417	680	10%	7,098
FLORIDA HOSPITAL OF CARROLLWOOD	22	6,091	959	14%	7,072
OCALA REGIONAL MEDICAL CENTER		6,184	884	13%	7,068
CARDIOPATH	1	6,337	701	10%	7,039
WEST PALM HOSPITAL LAB		6,346	550	8%	6,896
EXPRESS GENE MOLECULAR DIAGNOSTICS LABORATORY		5,663	1,178	17%	6,841
LEE HEALTH - GULF COAST MEDICAL CENTER	2	5,475	1,343	20%	6,820
CLEVELAND CLINIC MARTIN SOUTH HOSPITAL	1	6,131	685	10%	6,817
LUMINUS DIAGNOSTICS		6,221	537	8%	6,758
BAPTIST HEALTH SOUTH FLORIDA - COUNTRY WALK URGENT CARE		5,613	1,129	17%	6,742
PRECISION HEALTH RESOURCES LLC		6,266	431	6%	6,697
BAPTIST HEALTH - BEACHES		6,143	523	8%	6,666
MEMORIAL HOSPITAL WEST LABORATORY SERVICES	14	6,011	620	9%	6,645
MEDARBOR DIAGNOSTICS	1	5,498	1,051	16%	6,550
VISTA CLINICAL	8	3,814	2,683	41%	6,505
MEDEXPRESS URGENT CARE	2	4,378	2,088	32%	6,468
FULGENT DIAGNOSTICS	100	5,800	450	7%	6,350
LABSTAT LLC	2	5,917	340	5%	6,259
MORTON PLANT-MEASE	5	5,679	544	9%	6,228
SOUTH BAY HOSPITAL CLINICAL LAB		5,626	597	10%	6,223
ISPM LABS, LLC DBA CAPSTONE DIAGNOSTICS, LLC		5,868	275	4%	6,143
POINCIANA MEDICAL CENTER		4,755	1,354	22%	6,109
MEMORIAL HOSPITAL MICRO		5,655	434	7%	6,089
ARCPPOINT LABS OF FORT MYERS	4	5,281	778	13%	6,063
WEST MARION COMMUNITY HOSPITAL LAB		5,129	923	15%	6,052
BAPTIST HEALTH SOUTH FLORIDA - MIAMI LAKES URGENT CARE		4,721	1,285	21%	6,006
ANNE BATES LEACH EYE HOSPITAL/ ABLEH MICROBIOLOGY LABORATORY		5,887	88	1%	5,975
LAKEWOOD RANCH MEDICAL CENTER		5,482	464	8%	5,946
FLORIDA HOSPITAL FISH MEMORIAL	19	5,043	805	14%	5,867
CLEVELAND CLINIC MARTIN NORTH HOSPITAL		5,171	677	12%	5,848
BAYCARE COMMUNITY HEALTH		5,638	160	3%	5,798
CernerELR_Advent		5,001	736	13%	5,737
ST LUCIE MEDICAL CENTER		4,620	1,111	19%	5,731
ST JOSEPHS NORTH HOSPITAL LAB	7	4,842	723	13%	5,572
AVERO DIAGNOSTICS - IRVING	6	5,060	365	7%	5,431

COVID-19: testing by laboratory

Data through Jan 10, 2021 verified as of Jan 11, 2021 at 09:25 AM

Data in this report are provisional and subject to change.

The numbers in the table below represent the number of Florida and non-Florida residents for whom test results were received by the Department of Health. A person can be tested by more than one laboratory and can have both positive and negative results. **Therefore, the sum of the numbers in each column will be larger than the total number of people tested.**

Reporting lab	Inconclusive	Negative	Positive	Percent positive	Total
SANTA ROSA MEDICAL CENTER		4,425	1,000	18%	5,425
BAPTIST HEALTH SOUTH FLORIDA - WESTCHESTER URGENT CARE		4,367	970	18%	5,337
UNKNOWN	3	2,920	2,384	45%	5,307
H LEE MOFFITT CANCER CENTER LABORATORY		5,148	154	3%	5,302
HIALEAH HOSPITAL	4	4,142	1,154	22%	5,300
BAPTIST HEALTH SOUTH FLORIDA - DORAL URGENT CARE		4,204	1,063	20%	5,267
IMPERIAL POINT MEDICAL CENTER		4,824	426	8%	5,250
MARTIN HOSPITAL SOUTH LAB		4,966	282	5%	5,248
OVIEDO MEDICAL CENTER		4,666	543	10%	5,209
BAPTIST HEALTH - NASSAU		4,923	268	5%	5,191
GENE BY GENE, GENOMICS RESEARCH CENTER LAB	39	4,894	216	4%	5,149
SUNRISE MEDICAL LABORATORIES	2	4,779	331	6%	5,112
TROPICANA FIELD - LOT 2	19	4,540	467	9%	5,026
BAYFRONT HEALTH - VENICE REGIONAL MEDICAL	1	4,609	414	8%	5,024
HOLIDAY CVS LLC		4,808	215	4%	5,023
NATIONWIDE LABORATORY SERVICES INC	190	4,100	693	14%	4,983
FLORIDA HOSPITAL OCALA		4,381	561	11%	4,942
FORT WALTON BEACH MEDICAL CENTER		4,135	704	15%	4,839
ADVENTHEALTH CENTRA CARE WINTER GARDEN	1	4,357	464	10%	4,822
SYNERGY LABORATORIES	7	4,284	529	11%	4,820
ST PETERSBURG GENERAL HOSPITAL		3,994	772	16%	4,766
SOUTH FLORIDA BAPTIST HOSPITAL MICRO	4	4,045	708	15%	4,757
BAPTIST HEALTH SOUTH FLORIDA - PEMBROKE PINES URGENT CARE		3,991	744	16%	4,735
ADVENTHEALTH CENTRA CARE WINTER PARK		4,366	350	7%	4,716
ADVENTHEALTH CENTRA CARE DR PHILLIPS		4,332	335	7%	4,667
FLORIDA HOSPITAL NORTH PINELLAS	11	4,222	358	8%	4,591
NIGHT LITE PEDIATRICS	4	3,317	1,224	27%	4,545
EGLIN AIR FORCE BASE	12	3,285	1,209	27%	4,506
ADVENTHEALTH CENTRA CARE UNIVERSITY		4,128	364	8%	4,492
BAPTIST HEALTH SOUTH FLORIDA - CORAL SPRINGS URGENT CARE		3,861	606	14%	4,467
ADVENTHEALTH CENTRA CARE ST CLOUD		3,894	558	13%	4,452
MOFFITT CANCER CENTER	6	4,325	92	2%	4,423
SARKIS CLINICAL TRIALS	10	3,875	536	12%	4,421
ADVENTHEALTH CENTRA CARE HUNTERS CREEK		3,845	544	12%	4,389
BAYFRONT HEALTH - PORT CHARLOTTE		3,961	367	8%	4,328
SYNERGY DIAGNOSTIC LABORATORY	85	3,779	427	10%	4,291
SOLARIS DIAGNOSTICS	6	3,787	446	11%	4,239
DOCTORS URGENT CARE LLC	1	3,429	790	19%	4,220
HEALTHQUEST ESOTERICS		3,086	1,129	27%	4,215
PUTNAM COMMUNITY MEDICAL CENTER		3,621	536	13%	4,157
ADVENTHEALTH CENTRA CARE WATERFORD LAKES		3,653	494	12%	4,147
UNIVERSITY HOSPITAL AND MEDICAL CENTER		3,192	953	23%	4,145
QDX PATHOLOGY SERVICES	1	3,808	327	8%	4,136
TRINITY SPRINGS		3,510	545	13%	4,055
MEDICAL DNA LABS LLC	2	3,709	334	8%	4,045
ADVENTHEALTH CENTRA CARE LEE ROAD		3,682	354	9%	4,036
NIGHT LITE PEDIATRICS URGENT CARE	1	3,413	611	15%	4,025

COVID-19: testing by laboratory

Data through Jan 10, 2021 verified as of Jan 11, 2021 at 09:25 AM

Data in this report are provisional and subject to change.

The numbers in the table below represent the number of Florida and non-Florida residents for whom test results were received by the Department of Health. A person can be tested by more than one laboratory and can have both positive and negative results. **Therefore, the sum of the numbers in each column will be larger than the total number of people tested.**

Reporting lab	Inconclusive	Negative	Positive	Percent positive	Total
ACUTIS DIAGNOSTICS	16	3,313	685	17%	4,014
BAPTIST HEALTH - NORTH		3,106	892	22%	3,998
MEDEXPRESS URGENT CARE OF BOYNTON BEACH LLC		3,815	182	5%	3,997
ADVENTHEALTH CENTRA CARE CLERMONT		3,582	381	10%	3,963
PHYSICIANS REGIONAL MEDICAL CENTER - PINE RIDGE RD	1	3,263	690	17%	3,954
CARDIOTROPIC LABS	83	3,141	724	18%	3,948
ADVENTHEALTH CENTRA CARE LAKE LAND	1	3,419	481	12%	3,901
SUNCOAST PATHOLOGY ASSOCIATES		3,564	311	8%	3,875
MEASE DUNEDIN HOSPITAL	5	3,522	345	9%	3,872
ANGEL KIDS PEDIATRICS		3,650	215	6%	3,865
MEDEXPRESS URGENT CARE HUDSON		3,386	470	12%	3,856
CLINICAL REFERENCE LABORATORY	2	3,689	158	4%	3,849
ATLANTIS URGENT CARE	1	2,613	1,230	32%	3,844
COMMUNITY HEALTH CENTERS OF PINELLAS INC		3,049	774	20%	3,823
ADVENTHEALTH CENTRA CARE SANFORD		3,478	342	9%	3,820
ADVENTHEALTH CENTRA CARE APOPKA		3,330	454	12%	3,784
PALMS OF PASADENA HOSPITAL		3,344	429	11%	3,773
NORTHWEST FLORIDA COMMUNITY HOSPITAL	25	2,641	1,097	29%	3,763
ADVENTHEALTH CENTRA CARE KISSIMMEE		3,411	329	9%	3,740
ADVENTHEALTH CENTRA CARE LAKE MARY		3,403	330	9%	3,733
WESTCHESTER HOSPITAL	23	2,979	696	19%	3,698
BAPTIST HEALTH SOUTH FLORIDA - CORAL GABLES (UNIVERSITY) URGENT CARE		3,233	462	13%	3,695
BAPTIST HEALTH SOUTH FLORIDA - TAMiami TRAIL URGENT CARE		2,936	737	20%	3,673
DOCTORS HOSPITAL OF SARASOTA CLINICAL LABORATORY		3,198	445	12%	3,643
RAULERSON HOSPITAL		3,016	621	17%	3,637
CLARITY LAB SOLUTIONS LLC		3,608	4	0%	3,612
ADVENTIST HEALTH SYSTEMS, SUNBELT INC		3,234	365	10%	3,599
BAPTIST HEALTH SOUTH FLORIDA - PINECREST URGENT CARE		3,108	480	13%	3,588
EMPIRE CITY LABORATORIES INC	34	3,080	455	13%	3,569
URGENT CARE CURE	2	3,064	482	14%	3,548
THE CENTER FOR URGENT CARE	3	2,916	622	18%	3,541
MEDEXPRESS URGENT CARE - ESTERO		3,160	304	9%	3,464
BAPTIST HEALTH SOUTH FLORIDA - CORAL GABLES URGENT CARE		2,900	552	16%	3,452
DOCTORS URGENT CARE OF LUTZ LLC	1	2,679	718	21%	3,398
BAPTIST HEALTH SOUTH FLORIDA - KENDALE LAKES URGENT CARE		2,687	701	21%	3,388
ADVENTHEALTH CENTRA CARE MOUNT DORA		3,032	340	10%	3,372
MEMORIAL HOSPITAL- MIRAMAR	12	3,070	258	8%	3,340
AHCC WESLEY CHAPEL		3,005	309	9%	3,314
MIDWAY SPECIALTY CARE CENTER DIAGNOSTICS	38	3,050	218	7%	3,306
ADVENTHEALTH CENTRA CARE ALTAMONTE		2,986	316	10%	3,302
BAPTIST HEALTH SOUTH FLORIDA - PALMETTO BAY URGENT CARE		2,752	533	16%	3,285
BETHESDA HOSPITAL WEST		2,980	301	9%	3,281
COASTAL MED URGENT CARE		1,973	1,291	40%	3,264
TWIN CITIES HOSPITAL	1	2,849	396	12%	3,246
HEALTH FIRST ADVENTHEALTH CENTRA CARE GATEWAY	1	2,949	295	9%	3,245
MICROGEN DX	1	2,673	564	17%	3,238
PARAMOUNT URGENT CARE		1,607	1,563	49%	3,170

COVID-19: testing by laboratory

Data through Jan 10, 2021 verified as of Jan 11, 2021 at 09:25 AM

Data in this report are provisional and subject to change.

The numbers in the table below represent the number of Florida and non-Florida residents for whom test results were received by the Department of Health. A person can be tested by more than one laboratory and can have both positive and negative results. **Therefore, the sum of the numbers in each column will be larger than the total number of people tested.**

Reporting lab	Inconclusive	Negative	Positive	Percent positive	Total
ADVENTHEALTH CENTRA CARE OVIEDO		2,777	360	11%	3,137
MINUTECLINIC LLC #3703		2,635	486	16%	3,121
BAYFRONT HEALTH - SEVEN RIVERS		2,830	290	9%	3,120
ADVENTHEALTH CENTRA CARE AZALEA PARK		2,716	366	12%	3,082
MINUTECLINIC		2,680	399	13%	3,079
MEDEXPRESS URGENT CARE - WEST TAMPA		2,832	246	8%	3,078
TALLAHASSEE PRIMARY CARE ASSOCIATES		2,681	375	12%	3,056
BAPTIST HEALTH SOUTH FLORIDA - DAVIE URGENT CARE		2,546	498	16%	3,044
ASCENSION SACRED HEART - EMERALD COAST		2,513	531	17%	3,044
PEDIATRIC HEALTH CARE ALLIANCE PA		2,745	271	9%	3,016
MEDEXPRESS URGENT CARE - ROYAL PALM BEACH		2,789	220	7%	3,009
INDIAN RIVER MEDICAL CENTER		2,527	457	15%	2,984
HEALTH FIRST ADVENTHEALTH CENTRA CARE TITUSVILLE		2,712	269	9%	2,981
ADVENTHEALTH CENTRA CARE ORANGE LAKE		2,667	297	10%	2,964
BAPTIST HEALTH SOUTH FLORIDA - WESTON URGENT CARE		2,630	322	11%	2,952
BAYFRONT HEALTH - BROOKSVILLE		2,585	362	12%	2,947
ADVENT HEALTH - HEART OF FLORIDA ER	1	2,562	377	13%	2,940
MEDEXPRESS URGENT CARE PALM BEACH GARDENS		2,778	160	5%	2,938
MEDEXPRESS URGENT CARE - GOLDEN GATE		2,680	252	9%	2,932
ADVENTHEALTH CENTRA CARE PORT ORANGE		2,713	209	7%	2,922
ADVENTHEALTH CENTRA CARE LONGWOOD		2,692	215	7%	2,907
STONE CLINICAL LABORATORIES		2,789	96	3%	2,885
ADVENTHEALTH CENTRA CARE SAND LAKE		2,673	204	7%	2,877
US BIOTEK LABORATORIES	8	2,544	310	11%	2,862
WALGREENS ORLANDO	3	2,512	337	12%	2,852
BAYA PHARMACY & URGENT CARE		1,995	830	29%	2,825
VETERANS AFFAIRS MEDICAL CENTER - ORLANDO		1,343	1,477	52%	2,820
NCH DOWNTOWN NAPLES HOSPITAL	10	2,470	330	12%	2,810
MEDCOMP SCIENCES LLC	29	1,321	1,435	52%	2,785
EMERALD COAST URGENT CARE		2,099	681	24%	2,780
WALGREEN CO	2	2,455	317	11%	2,774
LAKEVIEW MEDICAL CENTER		2,188	585	21%	2,773
HealthSentry_UHS	1	2,507	248	9%	2,756
BARTOW REGIONAL MEDICAL CENTER	1	2,342	407	15%	2,750
DOCTORS TEST CENTERS		2,405	345	13%	2,750
AMELIA URGENT CARE		1,489	1,258	46%	2,747
ENGLEWOOD COMMUNITY HOSPITAL		2,471	268	10%	2,739
MEDEXPRESS URGENT CARE - LAKELAND		2,419	287	11%	2,706
NCH NORTH NAPLES HOSPITAL	4	2,289	394	15%	2,687
CENTRA CARE – WATERFORD LAKES		2,097	575	22%	2,672
BAPTIST HEALTH URGENT CARE AT SAWGRASS		2,236	432	16%	2,668
ESCAMBIA COMMUNITY CLINICS INC	7	1,927	724	27%	2,658
BAPTIST HEALTH SOUTH FLORIDA - BRICKELL URGENT CARE		2,187	445	17%	2,632
DESOTO MEMORIAL HOSPITAL	3	2,157	463	18%	2,623
ADVENTHEALTH CENTRA CARE LEESBURG		2,298	324	12%	2,622
PRECISION HEALTH SOLUTIONS		2,513	84	3%	2,597
ADVENTHEALTH CENTRA CARE SOUTH ORANGE		2,311	266	10%	2,577

COVID-19: testing by laboratory

Data through Jan 10, 2021 verified as of Jan 11, 2021 at 09:25 AM

Data in this report are provisional and subject to change.

The numbers in the table below represent the number of Florida and non-Florida residents for whom test results were received by the Department of Health. A person can be tested by more than one laboratory and can have both positive and negative results. **Therefore, the sum of the numbers in each column will be larger than the total number of people tested.**

Reporting lab	Inconclusive	Negative	Positive	Percent positive	Total
CITRUS MEMORIAL HOSPITAL LABORATORY		2,225	342	13%	2,567
HIGHLANDS REGIONAL MEDICAL CENTER		1,987	575	22%	2,562
ADVENT HEALTH - OCALA		2,124	423	17%	2,547
FLORIDA FAMILY LABORATORY, INC DBA	6	2,332	202	8%	2,540
SELECT LABORATORIES - MARION COUNTY, FL LLC	3	2,352	184	7%	2,539
MEMORIAL HOSPITAL PEMBROKE	3	2,217	293	12%	2,513
BMCT Molecular Diagnostics Subsection		2,060	444	18%	2,504
ADVENTHEALTH PROMPT CARE	1	1,737	754	30%	2,492
HOLIDAY CVS LLC DBA CVS PHARMACY #5154		2,387	62	3%	2,449
BAYFRONT HEALTH - PUNTA GORDA		2,279	168	7%	2,447
PALMS MEDICAL GROUP	5	1,693	714	30%	2,412
EMERALD COAST URGENT CARE LLC		1,756	638	27%	2,394
EMERALD COAST URGENT CARE, LLC	1	1,760	588	25%	2,349
ADVENTHEALTH CENTRA CARE COLONIAL TOWN	1	2,138	200	9%	2,339
SPORTS DRUG TESTING LABORATORY	39	2,205	71	3%	2,315
BAYFRONT HEALTH - SPRING HILL		2,096	213	9%	2,309
LEE HEALTH - COCONUT POINT CLINICAL LAB	2	1,872	433	19%	2,307
NCF DIAGNOSTICS & DNA TECHNOLOGIES LAB	67	1,949	289	13%	2,305
COMMUNITY HEALTH NORTHWEST FLORIDA	4	1,739	536	24%	2,279
MEDEXPRESS URGENT CARE CAPE CORAL		1,920	331	15%	2,251
PRIMEHEALTH URGENT CARE	1	1,865	360	16%	2,226
HEALTH FIRST ADVENTHEALTH CENTRA CARE COCOA		2,039	183	8%	2,222
CENTRA CARE SAINT CLOUD	1	1,885	303	14%	2,189
MEDEXPRESS URGENT CARE - DELAND		1,982	200	9%	2,182
PHYSICIANS STAT LAB	3	1,041	1,133	52%	2,177
BAPTIST HEALTHCARE - GULF BREEZE HOSPITAL	3	1,801	367	17%	2,171
MARINERS HOSPITAL		1,964	202	9%	2,166
BAPTIST HEALTH EMERGENCY CENTER COUNTRY WALK	1	1,799	344	16%	2,144
LOWER KEYS MEDICAL CENTER		1,890	243	11%	2,133
BAPTIST HEALTH - CLAY		1,802	325	15%	2,127
SCION LAB SERVICES LLC	21	1,908	159	8%	2,088
ADVENT HEALTH - NEW SMYRNA		1,630	457	22%	2,087
HEALTH FIRST ADVENTHEALTH CENTRA CARE MALABAR		1,878	205	10%	2,083
PHYSICIANS REGIONAL MEDICAL CENTER - COLLIER BLVD	1	1,522	545	26%	2,068
BAPTIST HEALTH - OAKLEAF		1,690	370	18%	2,060
NXGEN MDX LLC	4	1,851	205	10%	2,060
PROHEALTH		709	1,335	65%	2,044
VENTURE MEDICAL OF FLORIDA LLC		1,869	164	8%	2,033
BAPTIST HEALTH SOUTH FLORIDA - MIAMI BEACH URGENT CARE		1,739	286	14%	2,025
MINUTECLINIC LLC # 0709		1,682	289	15%	1,971
ADVENTIST HEALTH SYSTEMS SUNBELT IN DBA		1,807	162	8%	1,969
DOC SMILEY'S URGENT CARE		1,706	247	13%	1,953
MEDEXPRESS URGENT CARE LEHIGH ACRES		1,712	229	12%	1,941
ADVENTHEALTH CENTRA CARE KIDS LAKE MARY		1,784	114	6%	1,898
PREMIER URGENT CARE OF BREVARD LLC		1,611	287	15%	1,898
PARAMOUNT URGENT CARE - WINDERMERE		1,117	746	40%	1,863
LEE HEALTH CONVENIENT CARE - PAGE FIELD		1,541	313	17%	1,854

COVID-19: testing by laboratory

Data through Jan 10, 2021 verified as of Jan 11, 2021 at 09:25 AM

Data in this report are provisional and subject to change.

The numbers in the table below represent the number of Florida and non-Florida residents for whom test results were received by the Department of Health. A person can be tested by more than one laboratory and can have both positive and negative results. **Therefore, the sum of the numbers in each column will be larger than the total number of people tested.**

Reporting lab	Inconclusive	Negative	Positive	Percent positive	Total
PHARMCO RX	1	1,696	154	8%	1,851
ADVENT HEALTH CENTRA CARE -WINTER PARK KIDS URGENT CARE	3	1,665	179	10%	1,847
MEDEXPRESS FORT MYERS		1,606	234	13%	1,840
ASSOCIATED PATHOLOGISTS, LLC	3	1,507	329	18%	1,839
LABORATORY OF FLORIDA LLC	40	1,641	112	6%	1,793
TAMPA COMMUNITY HOSPITAL		1,451	278	16%	1,729
MINUTECLINIC LLC #3631		1,437	279	16%	1,716
MEDEXPRESS PORT CHARLOTTE		1,575	139	8%	1,714
GESSLER CLINIC		1,072	628	37%	1,700
MINUTECLINIC LLC 5852		1,427	266	16%	1,693
GENUS3		1,626	67	4%	1,693
JW PLASTIC SURGERY		1,449	244	14%	1,693
PRIMEHEALTH URGENT CARE INC		1,455	232	14%	1,687
DONALD W ROBERTSON DO PA		1,268	414	25%	1,682
FLOWERS HOSPITAL		1,515	149	9%	1,664
MEDONE PLLC		1,261	353	22%	1,614
MEDEXPRESS URGENT CARE CORAL SPRINGS		1,458	151	9%	1,609
MEDEXPRESS URGENT CARE - VERO BEACH		1,401	204	13%	1,605
PARAMOUNT URGENT CARE - ORLANDO		1,062	532	33%	1,594
ACCU REFERENCE MEDICAL LAB		1,128	463	29%	1,591
FLORIDA MEDICAL CLINIC	3	789	780	50%	1,572
PRO CLINIC		1,362	209	13%	1,571
OPTEO LABORATORY		1,530	33	2%	1,563
SPARROW HEALTHCARE	2	1,339	216	14%	1,557
MC DIAGNOSTIC OF CONNECTICUT, PC #2220		1,301	245	16%	1,546
MELBOURNE MEDICAL LABORATORY☐	2	1,334	199	13%	1,535
DYNIX DIAGNOSTIX		1,273	248	16%	1,521
MEDEXPRESS URGENT CARE - CLEWISTON		1,286	231	15%	1,517
ADVENTHEALTH CENTRA CARE		1,342	168	11%	1,510
NORTH SHORE LONG ISLAND JEWISH HEALTH		1,419	65	4%	1,484
PARAMOUNT URGENT CARE - OVIEDO		909	558	38%	1,467
MEDFAST URGENT CARE CENTERS LLC		148	1,310	90%	1,458
FLORIDA COMMUNITY HEALTH CENTER		1,196	258	18%	1,454
DR G'S URGENT CARE		1,270	177	12%	1,447
BRASHEAR'S VITAL CARE CORP		1,061	372	26%	1,433
UHEALTH DEERFIELD BEACH/UMSYLVESTER DEERFIELD BEACH LABORATORY	3	1,372	55	4%	1,430
MARTIN HEALTH SYSTEM - ST LUCIE WEST		1,283	140	10%	1,423
BIOCERNA LLC	9	1,248	164	12%	1,421
JACKSON HOSPITAL CLINICAL LABORATORY		1,219	200	14%	1,419
PATIENTS CHOICE LABORATORIES		828	588	42%	1,416
ADVENTHEALTH CENTRA CARE CONWAY		1,206	206	15%	1,412
BARDMOOR LABORATORY	9	1,195	204	14%	1,408
ADVANCE MEDICAL OF NAPLES		309	1,093	78%	1,402
IGENOMIX USA LLC	40	1,230	122	9%	1,392
LABTECH DIAGNOSTIC		1,137	253	18%	1,390
NCH NORTHEAST	7	1,037	336	24%	1,380
UNIVERSITY OF NORTH FLORIDA STUDENT HEALTH		1,342	31	2%	1,373

COVID-19: testing by laboratory

Data through Jan 10, 2021 verified as of Jan 11, 2021 at 09:25 AM

Data in this report are provisional and subject to change.

The numbers in the table below represent the number of Florida and non-Florida residents for whom test results were received by the Department of Health. A person can be tested by more than one laboratory and can have both positive and negative results. **Therefore, the sum of the numbers in each column will be larger than the total number of people tested.**

Reporting lab	Inconclusive	Negative	Positive	Percent positive	Total
MINUTECLINIC LLC #4415		1,113	257	19%	1,370
ASCENSION ST VINCENT'S - SOUTHSIDE		1,309	49	4%	1,358
CAREFAST+		860	495	37%	1,355
BAY MEDICAL CENTER SACRED HEART HEALTH SYSTEM		981	362	27%	1,343
MINUTECLINIC LLC #5249		1,042	296	22%	1,338
CARENOW URGENT CARE		798	536	40%	1,334
SHELL POINT NURSING PAVILION	1	1,275	42	3%	1,318
PHYSICIAN ASSOCIATES		1,165	146	11%	1,311
ADVENT HEALTH - DADE CITY		1,161	145	11%	1,306
ASSURANCE SCIENTIFIC LABORATORIES	1	1,029	268	21%	1,298
BAPTIST HEALTH SOUTH FLORIDA - COUNTRY WALK URGENT CARE EXPRESS		1,120	177	14%	1,297
ARCPPOINT LABS		774	518	40%	1,292
AMELIA EXPRESS CARE LLC		1,101	177	14%	1,278
MEDEXPRESS URGENT CARE BOCA RATON		1,175	92	7%	1,267
PARRISH MEDICAL CENTER	1	1,104	146	12%	1,251
MINUTECLINIC LLC #5253		1,069	182	15%	1,251
PATIENTS FIRST - THOMASVILLE ROAD		1,087	148	12%	1,235
PARAMOUNT URGENT CARE INC		360	874	71%	1,234
MEDRITE MEDICAL CARE, PC	590	567	65	5%	1,222
CLINICORE		1,124	91	7%	1,215
MINUTECLINIC LLC #3463		1,028	184	15%	1,212
ASCENSION SACRED HEART - GULF		912	299	25%	1,211
ACCESS MEDICAL LABS		746	448	38%	1,194
QUICK CARE MED PL	2	1,017	173	15%	1,192
EMERGENCY PHYSICIANS MEDICAL CENTER		271	921	77%	1,192
UNIVERSITY OF ALABAMA AT BIRMINGHAM		1,158	31	3%	1,189
TEMPUS CLINICAL LABORATORY	9	1,050	130	11%	1,189
BAPTIST HEALTH SOUTH FLORIDA - KEY BISCANE URGENT CARE EXPRESS		1,038	137	12%	1,175
NYU HOSPITALS CENTER CLINICAL LABORATORIES		1,128	35	3%	1,163
ACCESS POINT HEALTHCARE URGENT & PRIMARY CARE		781	347	31%	1,128
MINUTECLINIC LLC		958	162	14%	1,120
GENESIS LABORATORY MANAGEMENT	9	927	175	16%	1,111
CAPSTONE HEALTHCARE		782	328	30%	1,110
AMELIA EXPRESS CARE		643	466	42%	1,109
VAVA PARTNERS LLC		437	671	61%	1,108
MINUTECLINIC LLC #5854		920	185	17%	1,105
VERITAS GENETICS	61	932	103	9%	1,096
NEIGHBORHOOD MEDICAL CENTER INC	16	952	119	11%	1,087
TOM LEE COMMUNITY HEALTH CENTER		742	336	31%	1,078
SIPARADIGM LLC	3	1,002	70	7%	1,075
DOC SMILEYS URGENT CARE LLC		867	204	19%	1,071
MINUTECLINIC LLC #5190		882	187	17%	1,069
BAYFRONT HEALTH - CITRUS HILLS		893	169	16%	1,062
RAINBOW RIVER MEDICAL LABORATORY		977	82	8%	1,059
COASTAL LABORATORIES		796	253	24%	1,049
MINI ER WATERFORD LAKES, THE		888	156	15%	1,044
LAB24 INC	3	368	665	64%	1,036

COVID-19: testing by laboratory

Data through Jan 10, 2021 verified as of Jan 11, 2021 at 09:25 AM

Data in this report are provisional and subject to change.

The numbers in the table below represent the number of Florida and non-Florida residents for whom test results were received by the Department of Health. A person can be tested by more than one laboratory and can have both positive and negative results. **Therefore, the sum of the numbers in each column will be larger than the total number of people tested.**

Reporting lab	Inconclusive	Negative	Positive	Percent positive	Total
LAKE WALES MEDICAL CENTER INC		903	127	12%	1,030
MEDEXPRESS URGENT CARE - JAX ATLANTIC BLVD		898	128	12%	1,026
EPN URGENT CARE NAPLES	2	746	275	27%	1,023
PHYSICIANS PRIMARY CARE	2	860	158	15%	1,020
MINUTECLINIC LLC #7886		868	129	13%	997
HOLMES REG MED CENTER CLINICAL LAB		811	174	18%	985
VERITOR		850	124	13%	974
UHEALTH CLINIC AT WALGREENS		799	175	18%	974
HOLIDAY CVS LLC DBA CVSPHARMACY #5155		939	34	3%	973
PENSACOLA PEDIATRICS PA	1	848	120	12%	969
CHARLES AIESI CONSULTING INC	4	861	101	10%	966
BAPTIST HEALTHCARE - JAY HOSPITAL		691	256	27%	947
NORTH FLORIDA PEDIATRICS-TALLAHASSEE		871	74	8%	945
BOND URGENT CARE LLC		687	251	27%	938
WHITE WILSON MEDICAL CENTER		118	809	87%	927
VRL EUROFINs - DALLAS		913	13	1%	926
NCHMD INC		743	177	19%	920
TREASURE COAST MEDICAL ASSOCIATES INC		620	294	32%	914
STAGEZERO LIFE SCIENCES INC	2	829	83	9%	914
SMA LAB	5	819	89	10%	913
BAPTIST HEALTH EMERGENCY CENTER AT WEST CORAL WAY		686	226	25%	912
MINUTECLINIC LLC #8396		769	141	15%	910
PEDIATRIC HEALTH CARE ALLIANCE - NORTHDALe		834	75	8%	909
MINUTECLINIC LLC #1067		782	126	14%	908
GENE TOX WORLDWIDE	60	736	100	11%	896
FAST TRACK URGENT CARE CENTER		4	886	100%	890
MINUTECLINIC LLC #3705		768	107	12%	875
STEWART REFERENCE LABORATORY	1	544	322	37%	867
SOLARIS HEALTHCARE PALATKA		847	18	2%	865
ED FRASER MEMORIAL HOSPITAL		674	184	21%	858
INTELEX LABS, LLC		830	25	3%	855
HISTOPATHOLOGY SERVICES, LLC		756	95	11%	851
MINUTECLINIC LLC #5069		709	140	16%	849
ST ANNES NURSING CENTER		824	20	2%	844
LENCO MEDICAL LABORATORY		809	29	3%	838
MINUTE CLINIC LLC		710	125	15%	835
MINUTECLINIC LLC #5214		744	88	11%	832
MINUTECLINIC LLC #3662		696	134	16%	830
PARAMOUNT URGENT CARE VILLAGES		542	286	35%	828
FLORIDA HOSPITAL ORLANDO		743	74	9%	817
ASCENSION ST VINCENT'S - CLAY		775	29	4%	804
CAREFAST MURABELLA		501	302	38%	803
MINUTECLINIC LLC # 0514		690	112	14%	802
NITE LITE PEDIATRICS		233	561	71%	794
PALM HARBOR PHARMACY		687	107	13%	794
PHAROS HEALTH		623	167	21%	790
PRIMARY CARE OF THE TREASURE COAST		700	90	11%	790

COVID-19: testing by laboratory

Data through Jan 10, 2021 verified as of Jan 11, 2021 at 09:25 AM

Data in this report are provisional and subject to change.

The numbers in the table below represent the number of Florida and non-Florida residents for whom test results were received by the Department of Health. A person can be tested by more than one laboratory and can have both positive and negative results. **Therefore, the sum of the numbers in each column will be larger than the total number of people tested.**

Reporting lab	Inconclusive	Negative	Positive	Percent positive	Total
COASTAL PEDIATRIC GROUP		684	103	13%	787
ELLENTON URGENT CARE		573	212	27%	785
NAPLES URGENT CARE	1	501	283	36%	785
MARION E FETHER MEDICAL CENTER, THE		717	62	8%	779
MINUTECLINIC LLC #7887		687	88	11%	775
CENTRA CARE		445	324	42%	769
MACDILL AIR FORCE BASE		709	51	7%	760
LABORATORY SPECIALISTS OF MICHIGAN		572	183	24%	755
OPTUM LABS LLC		636	119	16%	755
FLAGLER HOSPITAL LABORATORY	8	32	714	95%	754
Community_Health		605	140	19%	745
TYNDALL AIR FORCE BASE		572	171	23%	743
MINUTECLINIC LLC #1055		559	182	25%	741
DYNIX DIAGNOSTICS	2	522	217	29%	741
DEPARTMENT OF CLINICAL LABS		724	15	2%	739
MINUTECLINIC LLC # 3579		619	118	16%	737
INTEGRITY LABORATORIES, LLC	1	591	138	19%	730
NONE		308	417	58%	725
MINUTECLINIC, LLC (CLINIC 10699)		615	107	15%	722
MINUTECLINIC LLC #1771		589	129	18%	718
THE HEALTH CENTER OF PLANT CITY		669	49	7%	718
PATIENTS FIRST LAKE ELLA MEDICAL CENTER		625	93	13%	718
EUROFINS NTD, LLC		682	35	5%	717
DISNEY COVID TEST SITE		703	9	1%	712
ADVENT HEALTH LAB - ORLANDO		430	282	40%	712
MINUTECLINIC LLC # 3686		588	123	17%	711
TACACHALE CLINICAL LABORATORY		684	26	4%	710
BROWNWOOD CARE CENTER		631	77	11%	708
MINUTECLINIC LLC #7173		606	81	12%	687
PREMIER MEDICAL LABORATORY SERVICES	1	463	222	32%	686
ADVENTHEALTH EXPRESS CARE		446	239	35%	685
LAKELAND REGIONAL HEALTH - PWC/OB		36	646	95%	682
MINUTECLINIC, LLC DBA MINUTECLINIC #4717		658	22	3%	680
ARCPPOINT LABS OF CORAL SPRINGS FL		607	70	10%	677
GENEIQ		635	37	6%	672
MINI ER ADULT AND PEDIATRIC URGENT CARE		574	98	15%	672
PROJECT HEALTH, INC SUMTERVILLE	5	540	124	19%	669
MINUTECLINIC LLC #3291		582	86	13%	668
NORTH OKALOOSA MEDICAL CENTER		401	266	40%	667
FLORIDA DEPARTMENT OF HEALTH IN POLK COUNTY	2	488	176	26%	666
MINUTECLINIC LLC # 3930		560	106	16%	666
MINUTECLINIC LLC #3635		578	87	13%	665
BAPTIST HEALTH - MD ANDERSON CANCER CENTER		660	4	1%	664
Tampa Lakes Health and Rehabilitation Center	2	592	68	10%	662
VENICE REGIONAL MEDICAL CENTER		573	86	13%	659
NCH HEALTHCARE SYSTEM MICROBIOLOGY LAB		1	654	100%	655
WILLOWBROOKE COURT AT EDGEWATER POINTE ESTATES		645	8	1%	653

COVID-19: testing by laboratory

Data through Jan 10, 2021 verified as of Jan 11, 2021 at 09:25 AM

Data in this report are provisional and subject to change.

The numbers in the table below represent the number of Florida and non-Florida residents for whom test results were received by the Department of Health. A person can be tested by more than one laboratory and can have both positive and negative results. **Therefore, the sum of the numbers in each column will be larger than the total number of people tested.**

Reporting lab	Inconclusive	Negative	Positive	Percent positive	Total
BLUE MED CONSULTANTS		634	18	3%	652
CENTRA CARE – SOUTH ORANGE		476	175	27%	651
ADDICTION LABS OF AMERICA	3	596	49	8%	648
VITAS HEALTHCARE CORPORATION OF FLA		645	3	0%	648
LEE COUNTY EMERGENCY MEDICAL SERVICE		568	80	12%	648
MEDICAL FP – WHOLE FAMILY HEALTH CENTER		529	118	18%	647
MINUTECLINIC LLC #3814		498	145	23%	643
MAVERICK LABS		456	186	29%	642
MINUTECLINIC LLC #4458		499	142	22%	641
NORTH FLORIDA PEDIATRICS - LAKE CITY		473	164	26%	637
Victoria Nursing and Rehabilitation Center		595	40	6%	635
DOCTOR'S MEMORIAL HOSPITAL		480	151	24%	631
WHOLE FAMILY HEALTH CENTER INC		489	141	22%	630
CVS HEALTH		451	178	28%	629
MINUTECLINIC LLC #3003		475	152	24%	627
NORTH SHORE LIJ URGENT CARE PC		595	31	5%	626
ADVENT HEALTH CENTRA CARE - MOUNT DORA		276	348	56%	624
MINUTECLINIC, LLC #4015		457	166	27%	623
COVANCE CLINICAL RESEARCH UNIT INC		604	14	2%	618
KENDALL HEALTHCARE PROPERTIES DBA	2	588	26	4%	616
PARAMOUNT URGENT CARE - CLERMONT		458	157	26%	615
ANY LAB TEST NOW	1	408	205	33%	614
PRIMARY CARE SERVICES AT INDIAN RIVER ESTATES		600	11	2%	611
HOLY CROSS HOSPITAL		12	598	98%	610
SANTA ROSA MEDICAL GROUP		490	115	19%	605
MINUTECLINIC LLC #1821		530	73	12%	603
ALTRU DIAGNOSTICS INC	2	573	26	4%	601
PATIENTS FIRST - MAHAN DRIVE		164	435	73%	599
PALACE NURSING HOME & REHAB CENTER		568	28	5%	596
NORTHEAST FLORIDA NEUROLOGY CLINICS, INC		506	87	15%	593
C.W. BILL YOUNG VA MEDICAL CENTER	1	17	570	97%	588
MINUTECLINIC LLC #7973		484	100	17%	584
POINT OF CARE TESTING SITE		556	24	4%	580
XYZ LABORATORY	8	504	63	11%	575
ADVENT HEALTH CENTRA CARE - WATERFORD LAKES		481	94	16%	575
MINUTECLINIC LLC #7225		481	89	16%	570
MOUNT SINAI LABORATORY		543	25	4%	568
SOLARIS HEALTHCARE CHARLOTTE HARBOR		530	38	7%	568
APALACHEE CORRECTIONAL INSTITUTION EAST UNIT		550	15	3%	565
VETERANS AFFAIRS MEDICAL CENTER - JAMES A HALEY			563	100%	563
MANOR PINES CONVALESCENT CENTER LLC	1	543	17	3%	561
UNIVERSITY OF WEST FLORIDA STUDENT HEALTH SERVICES	1	458	101	18%	560
MINUTECLINIC LLC #4024		469	89	16%	558
MINUTECLINIC LLC #3285		476	79	14%	555
MIAMI JEWISH HEALTH SYSTEMS		520	29	5%	549
VITAE DIAGNOSTICS		534	13	2%	547
MINUTECLINIC, LLC #3204		435	110	20%	545

COVID-19: testing by laboratory

Data through Jan 10, 2021 verified as of Jan 11, 2021 at 09:25 AM

Data in this report are provisional and subject to change.

The numbers in the table below represent the number of Florida and non-Florida residents for whom test results were received by the Department of Health. A person can be tested by more than one laboratory and can have both positive and negative results. **Therefore, the sum of the numbers in each column will be larger than the total number of people tested.**

Reporting lab	Inconclusive	Negative	Positive	Percent positive	Total
HOLMES REGIONAL MEDICAL CENTER		5	538	99%	543
MYTEST DIAGNOSTICS		503	40	7%	543
TENNESSEE DOH - NASHVILLE	2	478	62	11%	542
PALM GARDEN OF PORT SAINT LUCIE		535	5	1%	540
NORTH FLORIDA PEDIATRICS PA - SUWANNEE		437	102	19%	539
COASTAL URGENT CARE		424	114	21%	538
LIFE CARE CENTER OF ORANGE PARK		512	26	5%	538
JOHN KNOX VILLAGE HEALTH CENTER		523	14	3%	537
ST JOHN'S NURSING CENTER		524	13	2%	537
The Sands at South Beach		533	4	1%	537
CONSULATE HEALTH CARE OF NEW PORT RICHEY	2	477	56	10%	535
TREE HOUSE PEDIATRICS PLLC		485	50	9%	535
ECCOLAB GROUP	1	143	388	73%	532
NCF DIAGNOSTICS & DNA TECHNOLOGIES	15	199	318	60%	532
SOUTHEAST ALABAMA MEDICAL CENT		482	49	9%	531
GULF COAST VILLAGE		504	26	5%	530
MINUTECLINIC LLC #3257		413	114	22%	527
GOLDEN GLADES NURSING & REHABILITATION CTR		519	8	2%	527
READY RESPONDERS FLORIDA, PLLC		451	74	14%	525
SHORELINE PHYSICIAN GROUP		333	190	36%	523
MINUTECLINIC LLC #5216		427	93	18%	520
LIFE CARE CENTER OF NEW PORT RICHEY		489	31	6%	520
SEBASTIAN RIVER MEDICAL CENTER	2	401	117	23%	520
GULF COAST MOLECULAR LABORATORIES	12	428	78	15%	518
HMA SANTA ROSA MEDICAL CENTER LLC DBA		400	116	22%	516
MED FAST URGENT CARE CENTER		260	255	50%	515
KEYS AHEC SCHOOL MEDICAL CLINIC	6	444	64	12%	514
INTERLACHEN PEDIATRICS		491	23	4%	514
MID-FLORIDA PATHOLOGY		403	110	21%	513
MEDICAL VB		392	120	23%	512
CREEKSIDE CARE CENTER	1	424	84	17%	509
CONSULATE HEALTHCARE OF VERO BEACH	13	437	59	12%	509
FISHERMENS HOSPITAL CLINICAL LAB		466	39	8%	505
ETHOS WELLNESS PHARMACY		469	35	7%	504
Signature HealthCare Center of Waterford		478	26	5%	504
COASTAL PHYSICIANS, LLC		365	134	27%	499
MOLECULAR INFECTIOUS DISEASES		492	7	1%	499
THE PRESERVE		491	6	1%	497
DAVITA LABORATORY		426	70	14%	496
MINUTECLINIC LLC #3654		408	88	18%	496
WOODLANDS MEDICAL SPECIALISTS		346	149	30%	495
VETERANS AFFAIRS MEDICAL CENTER - BAY PINES		17	478	97%	495
Point of Care Testing	1	106	388	78%	495
MINUTECLINIC LLC #476		414	79	16%	493
LIFE CARE CENTER OF HILLIARD		480	13	3%	493
CLINICAL PATHOLOGY LABS		386	106	22%	492
ADVENT HEALTH CENTRA CARE - PORT ORANGE		65	427	87%	492

COVID-19: testing by laboratory

Data through Jan 10, 2021 verified as of Jan 11, 2021 at 09:25 AM

Data in this report are provisional and subject to change.

The numbers in the table below represent the number of Florida and non-Florida residents for whom test results were received by the Department of Health. A person can be tested by more than one laboratory and can have both positive and negative results. **Therefore, the sum of the numbers in each column will be larger than the total number of people tested.**

Reporting lab	Inconclusive	Negative	Positive	Percent positive	Total
BROAD INSTITUTE CLINICAL SEQUENCING RESEARCH PLATFORM	1	476	13	3%	490
CLEWISTON NURSING AND REHABILITATION CENTER		482	7	1%	489
MINUTECLINIC LLC #3648		384	103	21%	487
VILLA MARIA NURSING & REHAB CENTER INC	1	469	11	2%	481
THERADOC		152	328	68%	480
PALM GARDEN OF VERO BEACH		445	35	7%	480
MINUTECLINIC LLC # 7933		402	75	16%	477
CLARITY LABS		412	64	13%	476
MINUTECLINIC LLC #4201		423	53	11%	476
PROHEALTH MEDICAL CLINIC		65	410	86%	475
JACKSON MEMORIAL LONG TERM CARE CENTER		459	15	3%	474
MIDWAY SPECIATLY CARE CENTER		285	186	39%	471
EDEN SPRINGS NURSING AND REHAB CENTER		370	101	21%	471
PALM BAY HOSPITAL CLINICAL LABORATORY		280	191	41%	471
ORLANDO HEALTH AND REHAB CENTER		434	35	7%	469
ST CLOUD REGIONAL MEDICAL CENTER CLINICAL LAB		394	69	15%	463
FORT MYERS INTERNAL MEDICINE, LLC		417	42	9%	459
RIVER GARDEN HEBREW HOME FOR THE AGED		402	52	11%	454
MEMORIAL PEMBROKE 24/7 CARE CENTER		345	108	24%	453
EMERALD SHORES HEALTH AND REHABILITATION		367	86	19%	453
NEW YORK HOSPITAL LABORATORIES	1	439	12	3%	452
BALDOMERO LOPEZ STATE VETERANS NURSING HOME	2	446	2	0%	450
FIU-HEALTH AUXILIARY LABORATORY		418	31	7%	449
HEALTH CENTER AT BRENTWOOD	1	404	40	9%	445
CATALYST WALK IN CLINIC		339	106	24%	445
ENZO CLINICAL LABS INC	2	422	19	4%	443
INTERLACHEN PEDIATRICS PA		415	27	6%	442
JUPITER MEDICAL CENTER URGENT CARE		269	172	39%	441
VETERANS AFFAIRS MEDICAL CENTER		40	397	91%	437
Crestview Rehabilitation Center	3	310	124	28%	437
SMA SPECIALTY MEDICAL LAB		115	321	74%	436
PRIMARY CARE SERVICES AT ST ANDREWS ESTATES		435			435
VALENCIA HILLS HEALTH AND REHABILITATION CENTER		424	11	3%	435
JACKSON MEMORIAL PERDUE MEDICAL CENTER		417	16	4%	433
J AND G MEDICAL GROUP LLC		365	68	16%	433
MINUTECLINIC LLC #5924		346	85	20%	431
AVECINA MEDICAL JULINGTON	1	240	189	44%	430
HENDRY REGIONAL MEDICAL CENTER CLINICAL LABORATORY		299	131	30%	430
MINUTECLINIC, LLC #5817		341	87	20%	428
LIFE CARE CENTER OF PENSACOLA		397	31	7%	428
NCHMD, INC SOUTHEAST IMMEDIATE CARE		316	111	26%	427
NEW PLANT CITY FAMILY CARE	1	225	199	47%	425
DOH – INDIAN RIVER		358	67	16%	425
ADVENTHEALTH MEDICAL GROUP PROMPT CARE		306	118	28%	424
FOUNTAIN MANOR HEALTH AND REHAB CENTER	1	408	15	4%	424
FLORIDA DEPT OF HEALTH IN BREVARD COUNTY	3	360	60	14%	423
PEDIATRICS OF CENTRAL FLORIDA PA	15	380	28	7%	423

COVID-19: testing by laboratory

Data through Jan 10, 2021 verified as of Jan 11, 2021 at 09:25 AM

Data in this report are provisional and subject to change.

The numbers in the table below represent the number of Florida and non-Florida residents for whom test results were received by the Department of Health. A person can be tested by more than one laboratory and can have both positive and negative results. **Therefore, the sum of the numbers in each column will be larger than the total number of people tested.**

Reporting lab	Inconclusive	Negative	Positive	Percent positive	Total
Good Samaritan Society Kissimmee Village		358	64	15%	422
GARCIA CLINICAL LABORATORY		28	392	93%	420
LAUDERDALE NURSING CENTER LLC	1	399	19	5%	419
FLO-MEDILAB SERVICES LLC		186	233	56%	419
PALM GARDEN OF JACKSONVILLE☐	2	351	65	16%	418
SOUTHERN OAKS CARE CENTER	1	386	31	7%	418
THE PALACE AT HOMESTEAD	1	400	15	4%	416
MANOR AT CARPENTERS		389	25	6%	414
LEHIGH REGIONAL MEDICAL CENTER LAB		371	43	10%	414
MOORINGS PARK INSTITUTE, INC, THE		396	15	4%	411
MINUTECLINIC LLC #3671		366	44	11%	410
LITTLE PINE PEDIATRICS		266	143	35%	409
SPECTOR SCIENTIFIC LAB	1	188	220	54%	409
MINUTECLINIC LLC #3748		321	87	21%	408
MINUTECLINIC LLC #1807		316	92	23%	408
GROWING TOGETHER PEDIATRICS LLC		373	35	9%	408
NCH HEALTHCARE BONITA		295	112	28%	407
The Manor at Blue Water Bay		352	54	13%	406
HILLCREST HEALTH CARE & REHABILITATION CENTER	1	396	8	2%	405
CITY MEDICAL OF NEW JERSEY, PC		371	34	8%	405
WILLISTON CARE CENTER		362	43	11%	405
HARTS HARBOR HEALTH CARE CENTER		388	16	4%	404
PENSACOLA PEDIATRICS	1	252	150	37%	403
DOCTORS CENTER,THE		314	88	22%	402
NSPIRE HEALTHCARE MIAMI LAKES	4	388	10	2%	402
MINUTECLNIC LLC		356	45	11%	401
ADVENT HEALTH CENTRA CARE - WINTER PARK		260	140	35%	400
Q ANSWER LAB	1	365	34	9%	400
WILLOW BROOKE COURT AT INDIAN RIVER ESTATES		358	42	11%	400
ST ANDREWS BAY SKILLED NURSING &		352	47	12%	399
CRUCIAL CARE EMERGENCY MEDICINE DOCTORS		324	75	19%	399
TIDE LABORATORIES		356	42	11%	398
CYPRESS VILLAGE		382	14	4%	396
LPG COCONUT POINT		324	71	18%	395
MINI ER AND URGENT CARE		289	105	27%	394
NORTH FLORIDA PEDIATRICS PA		338	56	14%	394
PHYSICIANS PRIMARY CARE LAB		341	51	13%	392
Colonial Lakes Health Care		381	10	3%	391
WEST GABLES HEALTH CARE CENTER		382	9	2%	391
CLIFFORD CHESTER SIMS STATE VETERANS		385	6	2%	391
MAIN STREET MEDICAL CENTER		71	319	82%	390
MEDONE URGENT CARE AT ST. AUGUSTINE		111	278	71%	389
BARBER		13	376	97%	389
MINUTECLINIC LLC #8381		307	80	21%	387
Plantation Bay Rehabilitation Center		379	7	2%	386
MINUTECLINIC LLC #1815		339	47	12%	386
NEW YORK PRESBYTERIAN - CUMC CLINICAL		366	17	4%	383

COVID-19: testing by laboratory

Data through Jan 10, 2021 verified as of Jan 11, 2021 at 09:25 AM

Data in this report are provisional and subject to change.

The numbers in the table below represent the number of Florida and non-Florida residents for whom test results were received by the Department of Health. A person can be tested by more than one laboratory and can have both positive and negative results. **Therefore, the sum of the numbers in each column will be larger than the total number of people tested.**

Reporting lab	Inconclusive	Negative	Positive	Percent positive	Total
FAMILY HEALTH CENTERS OF SWF LABS	2	309	71	19%	382
PARKLANDS FACILITY INC	4	367	10	3%	381
MINUTECLINIC LLC #3236		339	40	11%	379
BAYA PHARMACY WEST		8	368	98%	376
MINUTECLINIC LLC #4612		291	84	22%	375
TELESCOPE HEALTH LLC	3	289	81	22%	373
FLAGLER COUNTY HEALTH DEPARTMENT		309	64	17%	373
PALM GARDEN OF OCALA		330	41	11%	371
MEDONE URGENT CARE CENTER		149	222	60%	371
SACRED HEART HEALTH SYSTEM, INC		205	166	45%	371
URGENT CARE BETHESDA	1	318	52	14%	371
MINUTECLINIC, LLC #3245		268	103	28%	371
SANTA ROSA CENTER FOR REHABILITATION AND HEALING		310	61	16%	371
EAST LAKE PEDIATRICS		303	67	18%	370
HENDRY REGIONAL MEDICAL CENTER		107	263	71%	370
HERON POINTE HEALTH AND REHABILITATION	1	367	2	1%	370
CAPE CANAVERAL HOSPITAL		205	164	44%	369
EXPRESS URGENT CARE LLC		1	368	100%	369
NAVAL HOSPITAL - JACKSONVILLE		41	328	89%	369
CHILDRENS MEDICAL ASSOCIATION		335	34	9%	369
PALM GARDEN OF TAMPA		362	7	2%	369
APP-UNIPATH, LLC	2	354	12	3%	368
RICARDO NAVARRO DO PA		321	47	13%	368
BROOKDALE PALMER RANCH	1	321	44	12%	366
VITAS HEALTHCARE CORP OF CENTRAL FL		356	10	3%	366
ADVENT HEALTH - TAMPA		148	217	59%	365
ER QUICKCARE PL		294	71	19%	365
BALDWIN PEDIATRICS	1	343	20	5%	364
GOLDEN GATE FAMILY CLINIC		83	281	77%	364
VETERANS AFFAIRS MEDICAL CENTER - GAINESVILLE		2	360	99%	362
MANOR CARE HEALTH SERVICES - FT MYERS		350	10	3%	360
MAYFLOWER ASSISTED LIVING		357	2	1%	359
HARBOUR HEALTH CENTER		349	10	3%	359
FERNANDINA BEACH REHAB AND NURSING	1	349	8	2%	358
AMERICA'S PHARMACY LLC		316	42	12%	358
PEDIATRIC HEALTHCARE ALLIANCE PA		326	32	9%	358
CARENOW URGENT CARE – FORT PIERCE		194	162	46%	356
INFORM DIAGNOSTICS		349	6	2%	355
ADVENT HEALTH CENTRA CARE - LAKE MARY	2	104	249	70%	355
Ocala Health and Rehabilitation Center		339	16	5%	355
FAIR HAVENS CENTER, OPCO		350	5	1%	355
UR MEDICINE LABS- CENTRAL LABORATORY		335	15	4%	350
BAYSHORE DIAGNOSTICS		309	40	11%	349
ADVENT HEALTH CENTRA CARE - WINTER HAVEN	1	180	167	48%	348
SANFORD LABORATORIES		325	23	7%	348
MEDFAST URGENT CARE CENTERS		79	268	77%	347
MINUTECLINIC LLC #3255		277	70	20%	347

COVID-19: testing by laboratory

Data through Jan 10, 2021 verified as of Jan 11, 2021 at 09:25 AM

Data in this report are provisional and subject to change.

The numbers in the table below represent the number of Florida and non-Florida residents for whom test results were received by the Department of Health. A person can be tested by more than one laboratory and can have both positive and negative results. **Therefore, the sum of the numbers in each column will be larger than the total number of people tested.**

Reporting lab	Inconclusive	Negative	Positive	Percent positive	Total
MEDICAL CENTER CLINIC-IMMEDIATE CARE	1	286	60	17%	347
24 HOUR PEDIATIC CARE CENTER	1	310	35	10%	346
BOND AND STEELE CLINIC PA		209	136	39%	345
THE PALACE MANAGEMENT - THE PALACE AT CORAL GABLES		342	2	1%	344
MY CLINICAL LAB		224	120	35%	344
STEWARD ROCKLEDGE HOSPITAL		258	85	25%	343
PALMS OF SEBRING		319	24	7%	343
KETAMINE HEALTH CENTERS LLC		315	27	8%	342
TREASURE COAST COMMUNITY HEALTH	3	298	41	12%	342
Solaris HealthCare Windermere		332	9	3%	341
CITRUS NURSING CENTER LLC		324	17	5%	341
MEDIQUICK URGENT CARE CENTERS INC		154	187	55%	341
ADVENT HEALTH CENTRA CARE - PALM COAST		80	260	76%	340
Stacey Health Care Centers Inc. dba Riverside Care Center		313	27	8%	340
VILLAGE AT VIENNA SQUARE,THE	6	329	5	1%	340
SELECT REFERENCE LABORATORIES, LLC	1	326	12	4%	339
GENESIS DIAGNOSTICS		234	104	31%	338
CARE ONE OF FLORIDA LLC		197	141	42%	338
AMERICAN FAMILY CARE PENSACOLA WEST		1	337	100%	338
REDI MED LLC		236	101	30%	337
INDIAN RIVER CTR, LLC		305	32	9%	337
CORAL BAY HEALTHCARE AND REHABILITATION	1	329	6	2%	336
SIPARADIGM, DIAGNOSTIC INFORMATICS		273	63	19%	336
ABBAY DELRAY		332	4	1%	336
NORTH FLORIDA REHABILITATION & SPECIALTY CARE		332	3	1%	335
VRL EUROFINS		322	11	3%	333
BAPTIST PRIMARY CARE	2	261	69	21%	332
HALIFAX MEDICAL CENTER-PORT ORANGE LAB		280	51	15%	331
ADVENT HEALTH CENTRA CARE - LEESBURG		13	318	96%	331
VITAS LUTHERAN TOWERS INPATIENT PROGRAM		287	44	13%	331
ARCPPOINTS LABS		294	36	11%	330
RUSKIN HEALTH CENTER		219	111	34%	330
FLORIDA HOSPITAL MEDICAL GROUP		247	83	25%	330
NORTH PINELLAS STATMED QUICK QUALITY CLINICS		236	93	28%	329
SIGNATURE HEALTHCARE OF BROOKWOOD GARDENS		327	1	0%	328
ORLANDO HEALTH CENTER FOR REHABILITATION		319	9	3%	328
DIAMOND RIDGE HEALTH AND REHABILITATION		316	12	4%	328
FLORIDA HOSPITAL WAUCHULA		223	105	32%	328
AFC URGENT CARE SEMINOLE			327	100%	327
USAFSAM/PHE		174	152	47%	326
TRI-COUNTY NURSING AND REHABILITATION CENTER INC		311	15	5%	326
CONSULATE HEALTH CARE OF BAYONET POINT	3	315	7	2%	325
MANOR OAKS NURSING & REHAB CENTER	2	319	1	0%	322
BLOUNTSTOWN REHABILITATION CENTER LLC		221	99	31%	320
MIDWAY SPECIALTY CARE CENTER	3	203	113	35%	319
LOOP PEDIATRICS PA	2	263	53	17%	318
CALHOUN LIBERTY HOSPITAL		221	96	30%	317

COVID-19: testing by laboratory

Data through Jan 10, 2021 verified as of Jan 11, 2021 at 09:25 AM

Data in this report are provisional and subject to change.

The numbers in the table below represent the number of Florida and non-Florida residents for whom test results were received by the Department of Health. A person can be tested by more than one laboratory and can have both positive and negative results. **Therefore, the sum of the numbers in each column will be larger than the total number of people tested.**

Reporting lab	Inconclusive	Negative	Positive	Percent positive	Total
MEDICAL CONSULTANTS OF FLORIDA, LLC		259	56	18%	315
SPRING HILL HEALTH AND REHABILITATION CENTER		300	15	5%	315
MINUTECLINIC LLC #1350		250	65	21%	315
CORE DIAGNOSTIC LABORATORIES LLC		236	79	25%	315
CLARIDGE HOUSE NURSING CENTER		298	16	5%	314
CORAL TRACE HEALTH CARE☐	2	306	5	2%	313
GENESIS MEDICAL LABORATORY MIAMI FL.		83	229	73%	312
MEDSCAN LABORATORY INC	1	162	148	48%	311
MINUTECLINIC LLC, #10357		308	1	0%	309
Timberidge Center for Rehabilitation and Healing		283	26	8%	309
ORCHARD PARK HEALTH & REHABILITATION		307	2	1%	309
SOLARIS HEALTHCARE MERRITT ISLAND		287	21	7%	308
solaris Healthcare Parkway	2	301	5	2%	308
MEDEXPRESS LUTZ		3	304	99%	307
Life Care Center of Ocala		277	29	9%	306
BUFFALO CROSSING HEALTHCARE & REHABILITATION CTR		295	10	3%	305
HAINES CITY REHABILITATION AND NURSING CENTER		286	17	6%	303
HEALTH CENTRAL PARK		239	64	21%	303
FLORIDA GULF COAST UNIVERSITY		153	149	49%	302
SOLARIS HEALTHCARE LAKE CITY		243	59	20%	302
DBI HEALTH INC		289	13	4%	302
CHILDRENS MEDICAL ASSOCIATION PA		270	32	11%	302
Palmetto Subacute Care Center		294	8	3%	302
Life Care Center at Wells Crossing		285	16	5%	301
BENTON PEDIATRICS INC		271	30	10%	301
OPTUMCARE FLORIDA LLC		204	96	32%	300
JACKSONVILLE BEACH PEDIATRIC CARE CENTER☐		264	36	12%	300
ASAP LAB LLC		200	99	33%	299
AFC URGENT CARE CLEARWATER	1	121	176	59%	298
LIFEBRITE	1	123	174	58%	298
FLORIDA DEPARTMENT OF HEALTH CLAY COUNTY	1	207	90	30%	298
ADVENT HEALTH CENTRA CARE - TITUSVILLE		56	241	81%	297
URGENT CARE OF THE PALM BEACHES		3	294	99%	297
FLORIDA HOSPITAL HEARTLAND MED CTR LAKE PLACID		217	79	27%	296
BUENA VISTA URGENT CARE		264	32	11%	296
EAST LAKE PEDIATRICS PA		265	30	10%	295
VETERANS AFFAIRS MEDICAL CENTER - LAKE CITY		52	243	82%	295
SHORE ACRES CARE CENTER		268	26	9%	294
CONTINENTAL CLINICAL RESEARCH, LLC		286	7	2%	293
DELTONA HEALTH CARE		270	23	8%	293
PHYSICIANS STAT LAB INC		243	50	17%	293
NORTHWEST MEDICAL CENTER CLINICAL LABORATORY		175	117	40%	292
SUWANNEE HEALTH AND REHABILITATION CENTER		287	5	2%	292
BOCA GRANDE HEALTH CLINIC		274	17	6%	291
LIFE CARE PONTE VEDRA INC		285	5	2%	290
Quest Diag Unspecifd		180	110	38%	290
AUBURN UNIVERSITY MEDICAL CLINIC		227	62	21%	289

COVID-19: testing by laboratory

Data through Jan 10, 2021 verified as of Jan 11, 2021 at 09:25 AM

Data in this report are provisional and subject to change.

The numbers in the table below represent the number of Florida and non-Florida residents for whom test results were received by the Department of Health. A person can be tested by more than one laboratory and can have both positive and negative results. **Therefore, the sum of the numbers in each column will be larger than the total number of people tested.**

Reporting lab	Inconclusive	Negative	Positive	Percent positive	Total
Manatee Springs Rehabilitation and Nursing Center		272	16	6%	288
SOLARIS HEALTHCARE OSCEOLA		281	7	2%	288
MANOR CARE NURSING CENTER OF SARASOTA FL LLC		281	6	2%	287
BREVARD HEALTH ALLIANCE		118	169	59%	287
LAKELAND REGIONAL HEALTH SYSTEMS INC		20	266	93%	286
Cypress Cove Care Center		186	99	35%	285
BIOCEPT		268	16	6%	284
KEY WEST HEALTH AND REHAB	1	277	6	2%	284
SPECIALTY HEALTH AND REHABILITATION CENTER		260	24	8%	284
MEDFAST URGENT CARE CENTER		83	199	71%	282
BOCA BIOLISTICS REFERENCE LABORATORY	2	185	95	34%	282
PHYSICIANS REGIONAL WALK-IN		184	97	35%	281
PALM GARDEN OF GAINESVILLE	2	277	2	1%	281
FAIRWAY OAKS CENTER LLC	6	268	6	2%	280
ASCEND CLINICAL	2	232	45	16%	279
AFC URGENT CARE FAMILY CARE			279	100%	279
HOPE HOSPICE AND COMMUNITY SERVICES INC	10	261	8	3%	279
SOLARIS HEALTHCARE BAYONET POINT		268	10	4%	278
PRUITT HEALTH-SANTA ROSA		275	2	1%	277
GOOD SAMARITAN SOCIETY-DAYTONA		271	5	2%	276
SPRINGTREE REHAB & HEALTH CARE CENTER		260	16	6%	276
WESTCHESTER GARDENS LIMITED PARTNERSHIP		268	5	2%	273
ROLLINS COLLEGE WELLNESS CENTER		130	143	52%	273
CARE ONE OF FLORIDA	1	179	93	34%	273
FIRST QUALITY LABORATORY		249	24	9%	273
MICHAEL A MIDDLETON MD PA		262	9	3%	271
AVELLINO LAB USA, INC	1	260	9	3%	270
AURORA DIAGNOSTICS BERNHARDT LABORATORIES PATHOLOGY SERVICE		190	79	29%	269
LabCorp (Non-Interfaced)	1	113	155	58%	269
BRIDGEWATER PARK HEALTH AND REHAB		257	12	4%	269
AFC URGENT CARE TYRONE		2	267	99%	269
BAY VILLAGE OF SARASOTA INC		266	3	1%	269
ADVENT HEALTH CENTRA CARE - ALTAMONTE SPRINGS		159	109	41%	268
PALM GARDEN OF CLEARWATER		251	17	6%	268
GANDY CROSSING CARE CENTER	1	255	12	4%	268
Premier Place at The Glenview		260	8	3%	268
BROOKSVILLE HEALTHCARE CENTER LLC		266	2	1%	268
PROFESSIONAL HEALTH EXAMINERS DBA PROHEALTH		221	46	17%	267
SABAL PALMS HEALTH AND REHAB		224	43	16%	267
MINUTECLINIC LLC #3637		181	86	32%	267
STARKE FAMILY MEDICAL CENTER		212	54	20%	266
ADVENT HEALTH CENTRA CARE - ORMOND BEACH		113	153	58%	266
VILLAGE DOCTORS FAMILY MEDICAL CENTER OF		211	54	20%	265
Solaris Healthcare Daytona	1	246	18	7%	265
Marshall Health and Rehabilitation Center		258	6	2%	264
HOMESTEAD MANOR	2	222	40	15%	264
HEALTHY STEPS PEDIATRICS		232	31	12%	263

COVID-19: testing by laboratory

Data through Jan 10, 2021 verified as of Jan 11, 2021 at 09:25 AM

Data in this report are provisional and subject to change.

The numbers in the table below represent the number of Florida and non-Florida residents for whom test results were received by the Department of Health. A person can be tested by more than one laboratory and can have both positive and negative results. **Therefore, the sum of the numbers in each column will be larger than the total number of people tested.**

Reporting lab	Inconclusive	Negative	Positive	Percent positive	Total
MANORCARE HEALTH SERVICES - VENICE		213	48	18%	261
AVENTURA REHAB AND NURSING CENTER		256	5	2%	261
CLIFFORD CHESTER SIMS VA NURSING HOME		251	9	3%	260
OCEAN VIEW NURSING AND REHAB CENTER		249	10	4%	259
CONSULATE HEALTHCARE OF KISSIMMEE		247	12	5%	259
ST JUDE CHILDREN'S RESEARCH HOSPITAL		245	13	5%	258
FLORIDA WOMAN CARE LABORATORY LLC		232	26	10%	258
Bayside Care Center	1	238	19	7%	258
SEA BREEZE REHAB AND NURSING CENTER		252	5	2%	257
PALM GARDEN OF ORLANDO		226	30	12%	256
FL HUD DESTIN, LLC D/B/A GRAND BOULEVARD HEALTH		222	33	13%	255
QUALITOX LABORATORIES		105	150	59%	255
PruittHealth Panama City	1	215	38	15%	254
FLORIDA DEPARTMENT OF HEALTH IN CALHOUN COUNTY		171	81	32%	252
HARDEE MANOR HEALTH CARE CENTER	1	248	2	1%	251
PROFESSIONAL HEALTH EXAMINERS		216	35	14%	251
LAKE EUSTIS HEALTH AND REHABILITATION CENTER		247	4	2%	251
CONSULATE HEALTH CARE OF SAFETY HARBOR		248	3	1%	251
KISSIMMEE FACILITY OPERATIONS LLC		243	8	3%	251
SIGNATURE HEALTHCARE OF NORTH FLORIDA		248	2	1%	250
ROSEWOOD HEALTH AND REHABILITATION CENTER		242	8	3%	250
LUTHERAN HAVEN		247	3	1%	250
PruittHealth Santa Rosa		195	55	22%	250
PERSONALIZED GENETIC TESTING	1	156	92	37%	249
Glades West Rehabilitation and Nursing Center		242	6	2%	248
ST JAMES HEALTH AND REHABILITATION CENTER		190	57	23%	247
CARENOW	2	126	119	48%	247
MARTIN MEMORIAL MEDICAL CENTER LAB		128	118	48%	246
VIERA HOSPITAL, INC		181	65	26%	246
SHELL POINT VILLAGE MEDICAL CENTER		246			246
renaissance health and rehabilitation center		237	8	3%	245
TAMARAC REHABILITATION & HEALTH CENTER		244	1	0%	245
HEATHER HILL HEALTHCARE CENTER		204	41	17%	245
ROSEWOOD HEALTHCARE & REHABILITATION CENTER		239	4	2%	243
BEAR CREEK NURSING CENTER		240	3	1%	243
GOOD SAMARITAN CARES		236	5	2%	241
HARBOURWOOD	1	236	4	2%	241
Destin Healthcare and Rehabiliation Center	1	235	5	2%	241
BROWARD NURSING & REHABILITATION CTR	8	229	3	1%	240
DAVID SCOTT MADWAR MD PA		216	23	10%	239
SERENADES IN THE VILLAGES		190	48	20%	238
Fernandina Beach Rehabilitation and Nursing Center		236	1	0%	237
MALABAR/ADVENT CENTRA CARE		48	189	80%	237
ELLENTON PEDIATRICS		220	17	7%	237
DIAMOND RIDGE HEALTH AND REHABILITATION CENTER		222	15	6%	237
CLERMONT HEALTH AND REHABILITATION CENTER		228	9	4%	237
OSPREY LODGE		223	13	6%	236

COVID-19: testing by laboratory

Data through Jan 10, 2021 verified as of Jan 11, 2021 at 09:25 AM

Data in this report are provisional and subject to change.

The numbers in the table below represent the number of Florida and non-Florida residents for whom test results were received by the Department of Health. A person can be tested by more than one laboratory and can have both positive and negative results. **Therefore, the sum of the numbers in each column will be larger than the total number of people tested.**

Reporting lab	Inconclusive	Negative	Positive	Percent positive	Total
EXPRESS PHARMACY		221	15	6%	236
ADVENT HEALTH CENTRA CARE - UNIVERSITY	1	95	140	59%	236
ARCHER HEALTH VENTURES, LLC		210	25	11%	235
Vi at Lakeside Village Skilled Nursing		230	5	2%	235
ARGO SENIOR LIVING AT HAVERHILL		229	6	3%	235
SPRINGS AT BOCA CIEGA BAY,THE		225	9	4%	234
REGENTS PARK AT AVENTURA		221	12	5%	233
ROSEN MEDICAL CENTER		206	27	12%	233
MEMPHIS PATHOLOGY LABORATORY	4	212	17	7%	233
MEDIPATH		12	220	95%	232
Bay Breeze Senior Living and Rehabilitation Center		181	51	22%	232
OAK HAMMOCK AT THE UNIVERSITY OF FLORIDA		225	6	3%	231
XPRESS URGENT CARE	2	196	32	14%	230
SUN COUNTRY PEDIATRICS PLLC	6	204	20	9%	230
PROJECT HEALTH INC	1	183	45	20%	229
PALMETTO FAMILY HEALTHCARE	1	135	92	40%	228
Solaris Healthcare Lake Bennet		199	29	13%	228
BAY TREE CARE AND REHABILITATION CENTER		197	31	14%	228
LAKE PARK OF MADISON		222	5	2%	227
ADVENT HEALTH CENTRA CARE - COLONIAL TOWN	1	175	51	22%	227
PINES OF SARASOTA		224	2	1%	226
Heritage Healthcare at Tallahassee		222	4	2%	226
MEDICAL CENTER OF DELTONA, INC		174	51	23%	225
RULEME CENTER	2	209	14	6%	225
FLORIDA DEPARTMENT OF HEALTH		197	28	12%	225
TGH		1	224	100%	225
LEHIGH VALLEY GENOMICS			224	100%	224
LYNN HAVEN SPORTS COMPLEX-WALKON CLINIC		20	204	91%	224
HEARTLAND PEDIATRICS OF LAKE WALES		195	28	13%	223
TERRACES OF LAKE WORTH CARE CENTER		216	7	3%	223
ADVENT HEALTH CENTRA CARE		104	118	53%	222
CHIPOLA HEALTH AND REHAB		208	14	6%	222
SANDBAY URGENT CARE		178	43	19%	221
MANDARIN PEDIATRICS		209	12	5%	221
BUREAU OF CLINICAL LABORATORIES		183	37	17%	220
PROTEUS MOLECULAR AND CLINICAL LAB	1	145	74	34%	220
AFC URGENT CARE		52	167	76%	219
Boynton Beach Rehabilitation Center	2	213	4	2%	219
DIAGNOSTIC & CLINICAL CARE SERVICES INC DBA		179	39	18%	218
SABAL DIRECT PRIMARY CARE, PA		181	36	17%	217
TUSKAWILLA NURSING AND REHAB CENTER	2	210	5	2%	217
CRONOS CLINICAL LABORATORY	14	142	61	28%	217
MINUTECLINIC LLC #8927		173	44	20%	217
PALM GARDEN OF AVENTURA		216	1	0%	217
THE MANOR AT CARPENTERS		185	32	15%	217
LAKE PORT SQUARE		200	17	8%	217
SERANADES BY SONATA WEST ORANGE		195	21	10%	216

COVID-19: testing by laboratory

Data through Jan 10, 2021 verified as of Jan 11, 2021 at 09:25 AM

Data in this report are provisional and subject to change.

The numbers in the table below represent the number of Florida and non-Florida residents for whom test results were received by the Department of Health. A person can be tested by more than one laboratory and can have both positive and negative results. **Therefore, the sum of the numbers in each column will be larger than the total number of people tested.**

Reporting lab	Inconclusive	Negative	Positive	Percent positive	Total
TIERRA PINES CENTER		205	11	5%	216
ST. CLOUD REGIONAL MEDICAL CENTER		199	17	8%	216
HARDEE COUNTY HEALTH DEPARTMENT		171	44	20%	215
SAMANTHA WILSON CARE CENTER		208	7	3%	215
BRENTWOOD RETIREMENT COMMUNITY	4	184	27	13%	215
JACKSON PLAZA NURSING & REHAB CENTER	1	208	5	2%	214
GATEWAY/ADVENT CENTRA CARE	1	24	189	88%	214
Sunset Point Center		212	2	1%	214
SILVERCREST HEALTH AND REHABILITATION CENTER	3	205	6	3%	214
VILLAGE DOCTORS OF KEYSTONE		157	56	26%	213
Consulate Health Care of North Fort Myers		203	10	5%	213
BLOCK, NATION, CHASE, AND SMOLEN FAMILY MEDICINE		157	56	26%	213
EPN URGENT CARE		43	170	80%	213
LIFE CARE CENTER OF WINTER HAVEN		199	14	7%	213
ELMHURST HOSPITAL CENTER	1	203	9	4%	213
POCONO MEDICAL CENTER		212			212
CAREMED CLINIC LLC		111	101	48%	212
PCB CLINIC		167	45	21%	212
MANOR CARE OF BOYNTON BEACH LLC		206	6	3%	212
PARKS HEALTHCARE & REHABILITATION CTR	4	206	1	0%	211
SUNRISE DIAGNOSTIC LABORATORY		158	53	25%	211
COLOR GENOMICS, INC.	1	205	4	2%	210
CONSULATE HEALTH CARE OF WINTER HAVEN		209	1	0%	210
LONGWOOD FAMILY PRACTICE		172	38	18%	210
LITTLE PINE PEDIATRICS PLLC		172	37	18%	209
USF MORSANI CENTER FOR ADVANCED HEALTH CARE		176	33	16%	209
THE PALACE NURSING AND REHABILITATION CENTER		209			209
HAVEN OF OUR LADY OF PEACE INC		200	8	4%	208
Taylor Care Center		203	4	2%	207
POINT WASHINGTON MEDICAL CLINIC		71	136	66%	207
EDGEWATER AT WATERMAN VILLAGE,THE		196	11	5%	207
Solaris Healthcare Coconut Creek		205	2	1%	207
FELLOWSHIP HOME AT THE FAIRWAY LLC		202	5	2%	207
DOCTORS MEMORIAL FAMILY MEDICINE	2	142	63	30%	207
PEDIATRICS IN BREVARD PA		188	18	9%	206
W FRANK WELLS NURSING HOME		179	27	13%	206
DXTERITY DIAGNOSTICS	1	198	7	3%	206
ABBOTT LABORATORIES		142	64	31%	206
PEDIATRIC HEALTH CARE ALLIANCE, PA		186	19	9%	205
BAYA POINTE NURSING AND REHABILITATION		123	82	40%	205
HOMESTEAD VILLAGE		201	3	1%	204
ORCHARD RIDGE CARE AND REHABILITATION CENTER		199	5	2%	204
ORANGE COUNTY HEALTH DEPT		196	8	4%	204
CARITHERS PEDIATRIC GROUP		174	29	14%	203
MINUTECLINIC LLC #5187		172	31	15%	203
FLORIDA CLINICAL LABORATORY-BIOREFERENCE LABORATORIES		65	137	68%	202
POLK COUNTY HEALTH DEPARTMENT		178	24	12%	202

COVID-19: testing by laboratory

Data through Jan 10, 2021 verified as of Jan 11, 2021 at 09:25 AM

Data in this report are provisional and subject to change.

The numbers in the table below represent the number of Florida and non-Florida residents for whom test results were received by the Department of Health. A person can be tested by more than one laboratory and can have both positive and negative results. **Therefore, the sum of the numbers in each column will be larger than the total number of people tested.**

Reporting lab	Inconclusive	Negative	Positive	Percent positive	Total
HEALTH FIRST - HOLMES REGIONAL MEDICAL CENTER		32	170	84%	202
DIGNITY HEALING, LLC		191	11	5%	202
MIAMI JEWISH HEALTH SYSTEMS, INC	1	194	7	3%	202
FULGENT GENETICS	2	162	38	19%	202
CLINICAL PATHOLOGY LABS INC		202			202
CARRINGTON PLACE OF ST PETE LLC		197	4	2%	201
VAMC WEST PALM LAB		5	196	98%	201
TALLAHASSEE NHHI LLC		200	1	0%	201
Governors Creek Health and Rehabilitation	1	198	2	1%	201
Chatsworth at PGA National, LLC		196	5	2%	201
RIVERS FAMILY MEDICINE PA		152	49	24%	201
SOLARIS SENIOR LIVING VERO BEACH		192	7	4%	199
GRAND COURT TAMPA		198	1	1%	199
TRENTON MEDICAL CENTER INC DBA PALMS MEDICAL GROUP	4	140	55	28%	199
Lake Port Square Health Center		185	13	7%	198
DEPARTMENT OF HEALTH & HUMAN SERVICES		198			198
PATHGROUP LABS LLC		94	104	53%	198
Solaris HealthCare Imperial		193	5	3%	198
USA HEALTH UNIVERSITY HOSPITAL CLINICAL LABORATORY	1	195	2	1%	198
SILVER CREEK SENIOR LIVING COMMUNITY		195	2	1%	197
PALM GARDEN OF WINTER HAVEN		181	15	8%	196
GLENRIDGE ON PALMER RANCH,THE		189	7	4%	196
ADVENT HEALTH - CARROLLWOOD	4	166	25	13%	195
SIGNATURE HEALTHCARE AT THE COURTYARD		148	46	24%	194
OCALA FAMILY MEDICAL CENTER INC	1	153	40	21%	194
HEALTH DESIGNS		184	9	5%	193
San Jose Health & Rehabilitation		190	2	1%	192
ASSOCIATESMD MEDICAL GROUP INC		159	33	17%	192
MOLECULAR TESTING LABS		156	36	19%	192
WESTWOOD HEALTHCARE SNF		163	29	15%	192
CROSS POINTE CARE CENTER	2	189			191
Bayside Health and Rehabilitation		164	27	14%	191
ManorCare Health Services-Palm Harbor		191			191
Life Care Center of Punta Gorda	1	179	11	6%	191
REHABILITATION CENTER OF LAKE CITY, THE		165	24	13%	189
Solaris Senior Living North Naples ALF		183	6	3%	189
Lakewood Nursing Center		169	20	11%	189
WOMEN'S CARE FLORIDA LABORATORY		183	5	3%	188
HEALTH LINK DIAGNOSTIC LABORATORIES		182	6	3%	188
Nspire Health Care Kendall		176	10	5%	186
PLANTATION NURSING & REHAB CENTER		186			186
NEO GENOMICS - FORT MYERS	1	180	5	3%	186
ACCURATE DIAGNOSTIC LABS, INC		176	10	5%	186
ADVENT		172	13	7%	185
AVECINA MOBILE		118	67	36%	185
ST. JAMES BAY HEALTH AND REHABILITATION CENTER		183	1	1%	184
FAMILY CARE PARTNERS OF NORTHEAST FLORIDA LLC		127	57	31%	184

COVID-19: testing by laboratory

Data through Jan 10, 2021 verified as of Jan 11, 2021 at 09:25 AM

Data in this report are provisional and subject to change.

The numbers in the table below represent the number of Florida and non-Florida residents for whom test results were received by the Department of Health. A person can be tested by more than one laboratory and can have both positive and negative results. **Therefore, the sum of the numbers in each column will be larger than the total number of people tested.**

Reporting lab	Inconclusive	Negative	Positive	Percent positive	Total
ADVENT HEALTH CENTRA CARE - WESLEY CHAPEL		13	170	93%	183
AMEERAH LABS, LLC	2	144	37	20%	183
ADVENT HEALTH CENTRA CARE - DAYTONA BEACH		93	89	49%	182
QUICK CARE MED		151	31	17%	182
UNIVERSITY OF TAMPA STUDENT HEALTH AND SHC CLINICAL LABORATORY		49	133	73%	182
SUNRISE URGENT CARE ASSOCIATES LLC D/B/A	2	30	150	82%	182
Parkview Rehabilitation Center at Winter Park		178	3	2%	181
NADAL PEDIATRICS - VICTORIA STREET (3385)		153	28	15%	181
BAYVIEW CENTER		179	2	1%	181
FORT PIERCE HEALTH CARE		178	3	2%	181
VETERANS AFFAIRS MEDICAL CENTER - MIAMI			181	100%	181
Orchid Cove at Sarasota		180	1	1%	181
COMMUNITY HEALTH AND REHABILITATION CENTER		155	26	14%	181
MANOR CARE OF NAPLES FL LLC		179	2	1%	181
CENTRA CARE – AZALEA PARK		98	82	46%	180
NSPIRE HEALTHCARE LAUDERHILL		174	6	3%	180
BROOKDALE FORT MYERS CYPRESS LAKE		179	1	1%	180
BOCA RATON REHABILITATION CENTER	4	172	3	2%	179
WIREGRASS DIRECT PRIMARY CARE PLLC□		152	27	15%	179
ARCPPOINT LABS OF ST PETERSBURG		117	61	34%	178
CONSULATE HEALTH CARE OF MELBOURNE		177	1	1%	178
SEMINOLE NURSING PAVILION		171	7	4%	178
SOUTHWEST ORLANDO FAMILY MEDICINE, PL		145	33	19%	178
CORAL REEF NURSING & REHAB CENTER		176	2	1%	178
PIONEER CLINICAL LAB, LLC		111	66	37%	177
NORTH FLORIDA MEDICAL GROUP		115	62	35%	177
SUPERIOR RESIDENCES OF PANAMA CITY BEACH		171	6	3%	177
ABBIEJEAN RUSSELL CARE CENTER□		176			176
BAPTIST HEALTH PRIMARY CARE	1	134	41	23%	176
ADVENT HEALTH CENTRA CARE - CARROLLWOOD		4	172	98%	176
ATLANTIC SHORES NURSING AND REHAB CENTER		171	4	2%	175
OCEAN REEF MEDICAL CENTER		149	26	15%	175
Heritage Park Rehabilitation & Healthcare		159	16	9%	175
NIGHT LITE PEDIATRICS WINTER GARDEN		144	31	18%	175
Crossbreeze care center		173	1	1%	174
FINLAY CLINICAL LABORATORY INC		36	138	79%	174
Consulate Health Care of St. Petersburg		174			174
MEDICAL CONSULTANTS OF FLORIDA LLC	1	142	31	18%	174
INN AT ASTON GARDENS, THE		169	4	2%	173
ORANGE BLOSSOM FAMILY HEALTH		160	13	8%	173
PALM GARDEN OF WEST PALM BEACH□	2	157	13	8%	172
CHAUTAUQUA REHABILITATION AND NURSING CENTER		161	9	5%	170
Consulate Healthcare of West Palm Beach		158	11	7%	169
AZALEA TRACE		158	11	7%	169
ARBOR FACILITY INC		169			169
AMERICAN FINNISH NURSING HOME	1	164	4	2%	169
SUNSHINE URGENT CARE LLC		114	54	32%	168

COVID-19: testing by laboratory

Data through Jan 10, 2021 verified as of Jan 11, 2021 at 09:25 AM

Data in this report are provisional and subject to change.

The numbers in the table below represent the number of Florida and non-Florida residents for whom test results were received by the Department of Health. A person can be tested by more than one laboratory and can have both positive and negative results. **Therefore, the sum of the numbers in each column will be larger than the total number of people tested.**

Reporting lab	Inconclusive	Negative	Positive	Percent positive	Total
GOOD SAMARITAN SOCIETY OF DELAND		159	9	5%	168
ADVENT HEALTH - ORLANDO		136	32	19%	168
PRIMARY CARE SOUTH INC		17	151	90%	168
PANAMA CITY DEVELOPMENTAL CENTER☐		168			168
FAMILY CARE PARTNERS OF NE FLORIDA LLC		116	52	31%	168
The Inn at Sarasota Bay Club		165	2	1%	167
URGENT CARE OF THE PALM BEACHES, NORTH PALM BEACH			167	100%	167
ASTON GARDENS AT PELICAN MARSH		163	3	2%	166
PAVILION FOR HEALTHCARE, THE		165	1	1%	166
CYPRESS POINT LIVING, LLC		157	9	5%	166
GOOD SAMARITAN CENTER		164	1	1%	165
FIRST CHOICE PEDIATRICS		112	52	32%	164
ADVENT HEALTH CENTRA CARE - OVIEDO		63	101	62%	164
HOLIDAY CVS LLC DBA CVS/PHARMACY #0440		161	3	2%	164
HOSPITAL FOR SPECIAL SURGERY		162	2	1%	164
COLONY CLUB ALF,THE		152	12	7%	164
TRI COUNTY NURSING HOME		162	1	1%	163
Life Care Center of Sarasota		152	11	7%	163
LASER & SURGERY CENTER OF THE PALM BEACHES☐		162	1	1%	163
FLORIDA HEART & VASCULAR MULTISPECIALTY GROUP PA		108	55	34%	163
BRADENTON HEALTH CARE		163			163
NATIONS BEST FAMILY HEALTH CARE		70	92	57%	162
Emory L Bennett State Veterans Nursing Home		160	2	1%	162
ADVENT HEALTH CENTRA CARE - TEMPLE TERRACE	1	101	60	37%	162
CENTERSTONE OF FLORIDA☐		153	9	6%	162
SARNO EXTENDED HOURS		104	57	35%	161
AVON PARK PEDIATRICS INC	3	141	16	10%	160
ATLANTIC URGENT CARE		108	52	33%	160
DOCTORS MEMORIAL HOSPITAL		44	116	73%	160
FLORIDA KEYS PEDIATRICS & ADOLESCENT CENTER		153	7	4%	160
PADDOCK RIDGE		157	3	2%	160
KEYSTONE REHAB		160			160
GREENBRIAR REHABILITATION AND NURSING CENTER	1	159			160
SUNLAND MARIANNA COX MEDICAL CENTER		134	26	16%	160
HUNT CLUB PEDIATRIC ASSOCIATES, P.A.		138	22	14%	160
CANTERFIELD OF CLAY COUNTY		128	31	19%	159
ALL SEASONS NAPLES LLC☐		157	2	1%	159
WUESTHOFF REF LABORATORY			158	100%	158
NAPLES CHILDREN'S URGENT CARE		122	36	23%	158
AMBULATORY SURGERY CENTER OF BOCA RATON LTD		157	1	1%	158
WATERMARK LAKE POINTE WOODS LLC		140	17	11%	157
FLORIDA HEALTH CARE PLAN INC		2	155	99%	157
TARPON POINT NURSING AND REHABILITATION CENTER		156	1	1%	157
HEALTH PARK CARE CENTER		154	3	2%	157
Palm Garden of Largo		155	1	1%	156
ANCIENT CITY PEDIATRICS		148	8	5%	156
ASCENSION MEDICAL GROUP		2	154	99%	156

COVID-19: testing by laboratory

Data through Jan 10, 2021 verified as of Jan 11, 2021 at 09:25 AM

Data in this report are provisional and subject to change.

The numbers in the table below represent the number of Florida and non-Florida residents for whom test results were received by the Department of Health. A person can be tested by more than one laboratory and can have both positive and negative results. **Therefore, the sum of the numbers in each column will be larger than the total number of people tested.**

Reporting lab	Inconclusive	Negative	Positive	Percent positive	Total
ALLSOUTH URGENT CARE			156	100%	156
URGENT CARE EXPRESS LLC			156	100%	156
ORLANDO HEALTH EMERGENCY DEPARTMENT		145	11	7%	156
HCSO OCCUPATIONAL HEALTH AND WELLNESS CENTER		119	37	24%	156
Englewood Healthcare and Rehab		141	15	10%	156
EVENT MED SERVICES LABORATORY		153	3	2%	156
ST CATHERINE'S WEST REHABILITATION HOSPITAL		152	4	3%	156
COCOA BEACH/ADVENT CENTRA		41	114	74%	155
NORTH FLORIDA PEDIATRICS - MARIANNA		119	36	23%	155
TIMBERRIDGE NURSING HOME & REHAB		123	32	21%	155
PRUITT HEALTH		153	2	1%	155
ARCADIA HEALTH AND REHABILITATION CENTER		100	54	35%	154
OAKBROOK HEALTH AND REHABILITATION CENTER	1	153			154
PALMETTTO FACILITY INC	1	153			154
CANTERFIELD OF OCALA, LLC		151	3	2%	154
Whispering Oaks	8	133	12	8%	153
CONEY ISLAND HOSPITAL		150	3	2%	153
AMERICAN RESEARCH LABS		8	145	95%	153
ESTERO ISLAND MEDICAL CENTER		126	27	18%	153
UCC - WELLINGTON			153	100%	153
LAB CORP	1	89	63	41%	153
OSPREY VILLAGE AT AMELIA ISLAND LTD		146	6	4%	152
FLOMEDILAB		19	133	88%	152
BAPTIST PRIMARY CARE, INC		141	11	7%	152
SAINTS 120 LLC	1	118	33	22%	152
AMERICAN MEDICAL RESPONSE		148	3	2%	151
PEDIATRIC HEALTHCARE ALLIANCE		134	17	11%	151
DIAMOND RIDGE		147	3	2%	150
ADDINGTON PLACE AT WELLINGTON GREEN		149	1	1%	150
FAWCETT MEMORIAL HOSPITAL-LAB		39	111	74%	150
PRECISION HEALTH RESOURCES, LLC	1	133	15	10%	149
GENE BY GENE		61	87	59%	148
CITRUS HEALTH AND REHAB		128	20	14%	148
PALM HARBOR FAMILY PRACTICE & WALK-IN		108	40	27%	148
Heartland Healthcare of Ft. Myers	1	147			148
Chatham Glen Healthcare and Rehabilitation Center		143	5	3%	148
EDGEWOOD NURSING CENTER		144	4	3%	148
FLORIDA DEPARTMENT OF HEALTH IN LIBERTY COUNTY	2	89	56	38%	147
CSL PLASMA		28	118	81%	146
ADVENT HEALTH CENTRA CARE - ST. CLOUD		131	15	10%	146
REGENCY CARE OF BLOUNTSTOWN LLC		135	10	7%	145
BOND CLINIC PA PEDIATRICS DEPT		128	17	12%	145
ADVANCED AMBULATORY SURGERY CENTER		137	8	6%	145
ARDEN COURTS OF LARGO FL, LLC		134	10	7%	144
ST LUCIE EMPLOYEE HEALTH & WELLNESS CENTER		143	1	1%	144
JEFFERY WEINZWEIG		2	141	99%	143
Quail Run Health Care Center		143			143

COVID-19: testing by laboratory

Data through Jan 10, 2021 verified as of Jan 11, 2021 at 09:25 AM

Data in this report are provisional and subject to change.

The numbers in the table below represent the number of Florida and non-Florida residents for whom test results were received by the Department of Health. A person can be tested by more than one laboratory and can have both positive and negative results. **Therefore, the sum of the numbers in each column will be larger than the total number of people tested.**

Reporting lab	Inconclusive	Negative	Positive	Percent positive	Total
TIDEWELL HOSPICE INC		140	3	2%	143
GOLD CHOICE SENIOR COMMUNITIES		103	40	28%	143
FIRST CHOICE PRIMARY CARE		113	30	21%	143
MACTOWN, INC		142			142
AMELIA MEDICAL CARE		14	127	90%	141
PORT ST LUCIE REHABILITATION AND HEALTHCARE		98	43	30%	141
Surrey Place Healthcare and Rehabilitation		141			141
VIERA MANOR ASSISTED LIVING RESIDENCE		134	7	5%	141
JACKSONVILLE KIDS PEDIATRICS, PLLC		121	20	14%	141
Concordia Village of Tampa AL		139	2	1%	141
DISCOVERY VILLAGE AT NAPLES		129	11	8%	140
PALM BEACH COUNTY HEALTH DEPT LAB	3	131	6	4%	140
Cross Gardens Care Center		139	1	1%	140
Gulf Coast Healthcare (Longwood Health and Rehab		118	21	15%	139
CAYUGA MEDICAL CENTER AT ITHACA		136	3	2%	139
EDWARD J HEALEY REHAB & NURSING CENTER		139			139
Rehabilitation Center for Park Place LLC		135	4	3%	139
ROSECASTLE OF ZEPHRHILLS		137	2	1%	139
BENDERSON FAMILY SKILLED NURSING AND□		125	14	10%	139
MEADOWCREST FAMILY PHYSICIANS		92	47	34%	139
GLADES HEALTH CARE CENTER		136	3	2%	139
EXOSOME DIAGNOSTICS	1	124	14	10%	139
FRICKS PHARMACY		106	32	23%	138
PATRIOT MEDICAL LABORATORIES		133	5	4%	138
TRINITY REGIONAL REHAB CENTER		128	10	7%	138
WOODBRIIDGE FACILITY INC		136	2	1%	138
REFUAH HEALTH CENTER LABORATORY		133	5	4%	138
WRIGHTS HEALTH CARE AND REHABILITATION CENTER		108	30	22%	138
AMERICAN PATHOLOGY PARTNERS		136	2	1%	138
KR at Hillsborough Lakes/Lutz Healthcare		137	1	1%	138
PPC-LAB EDI ORCHARD BI		129	8	6%	137
MANOR AT BLUEWATER BAY		131	6	4%	137
ADVENT HEALTH CENTRA CARE - WINTER GARDEN		74	63	46%	137
BROWARD PARTNERSHIP	2	131	3	2%	136
NEW YORK CITY DEPARTMENT OF HEALTH & MENTAL		111	25	18%	136
VENICE REGIONAL BAYFRONT HEALTH (PULMONARY)		126	10	7%	136
FORT MYERS REHABILITATION AND NURSING CENTER		122	14	10%	136
ADVENT HEALTH CENTRA CARE - ORANGE CITY	1	53	82	60%	136
LAKE SIDE NEUROLOGIC		132	4	3%	136
BAPTIST PRIMARY CARE INC		116	20	15%	136
IRL MARKET LAB ALACHUA		104	31	23%	135
BORLAND GROOVER CLINIC	1	114	20	15%	135
NCRNC INC		132	3	2%	135
JAMES A HALEY VETERANS HOSPITAL			135	100%	135
STATMED QUICK QUALITY CLINIC AT NORTH PINELLAS		65	70	52%	135
LABORATORY OF FLORIDA		83	52	39%	135
GUEST HOUSE OCALA, THE		131	3	2%	134

COVID-19: testing by laboratory

Data through Jan 10, 2021 verified as of Jan 11, 2021 at 09:25 AM

Data in this report are provisional and subject to change.

The numbers in the table below represent the number of Florida and non-Florida residents for whom test results were received by the Department of Health. A person can be tested by more than one laboratory and can have both positive and negative results. **Therefore, the sum of the numbers in each column will be larger than the total number of people tested.**

Reporting lab	Inconclusive	Negative	Positive	Percent positive	Total
ADVENT HEALTH CENTRA CARE - DELAND		28	106	79%	134
YOUR FAMILY WALK-IN CLINIC		4	130	97%	134
PRIMECARE OF DOTHAN		90	44	33%	134
SOMERBY LAKE NONA		131	3	2%	134
SUWANNEE VALLEY NURSING CENTER		126	8	6%	134
PEDIATRICS BY THE SEA		133	1	1%	134
WHITE WILSON MEDICAL IMMEDIATE CARE NICEVILLE		1	133	99%	134
ENCOMPASS HEALTH REHABILITATION HOSPITAL	5	125	3	2%	133
ADVANCED MEDICAL CENTER		86	47	35%	133
TUSCAN GARDENS OF PALM COAST		132	1	1%	133
INTERNAL MEDICINE & PEDIATRICS OF TAMPA BAY PA		106	27	20%	133
MATHISON RETIREMENT COMMUNITY, INC		131	2	2%	133
UNITED CLINICAL LABORATORIES		124	9	7%	133
FG RAPID RESULTS	1	55	77	58%	133
FORT WALTON REHABILITATION CENTER		95	37	28%	132
THE REHABILITATION CENTER OF LAKE CITY		127	5	4%	132
CHIPOLA MEDICAL ASSOCIATES, LLC		83	49	37%	132
LONGWOOD HEALTH AND REHABILITATION CENTER		125	6	5%	131
BAY VUE NURSING AND REHABILITATION CENTER		121	10	8%	131
THE WELLNESS CENTER AT LAKEWOOD RANCH		43	88	67%	131
INTEGRATED REGIONAL LABORATORIES		119	12	9%	131
PALM BEACH PEDIATRICS PA	2	117	12	9%	131
ADVENT HEALTH CENTRA CARE - LONGWOOD		26	105	80%	131
MIRACLE HILL NURSING & REHABILITATION CENTER INC		126	4	3%	130
FHMG FLORIDA HOSPITAL MEDICAL GROUP		107	23	18%	130
MILLENNIUM LAB SERVICES			130	100%	130
ADVENT HEALTH CENTRA CARE - AZALEA PARK		112	18	14%	130
GENOME LLC	1	111	18	14%	130
CORAL GABLES NURSING & REHABILITATION CENTER		123	7	5%	130
BMHSI-AEL MICROBIOLOGY LABORATORY	2	102	25	19%	129
CENTRACARE		17	112	87%	129
KINDRED HOSPITAL	7	119	3	2%	129
PEDIATRIC ASSOCIATES OF OCALA PA		115	14	11%	129
WEDGEWOOD HEALTHCARE CENTER		89	39	30%	128
FHMG-FLORIDA HOSPITAL MEDICAL GROUP		109	19	15%	128
GENETWORKX		17	111	87%	128
BEACON AT GULF BREEZE, THE		124	4	3%	128
ADVENTHEALTH MEDICAL GROUP PROMPT CAR	1	83	44	34%	128
TRI-COUNTY NURSING HOME		117	10	8%	127
KENNEDY PAIN CLINIC GROUP LLC		110	17	13%	127
HOLLEY NAVARRE MEDICAL CLINIC		86	41	32%	127
GESSLER CLINIC PA		98	29	23%	127
MOBILE INFIRMARY MED CENTER PATH LAB		114	13	10%	127
TUSCAN GARDENS OF VENETIA MANAGEMENT COMPANY		124	2	2%	126
HOLISTIX TREATMENT CENTERS		120	6	5%	126
ELMCROFT PINECREST	1	124	1	1%	126
ARTHREX MEDICAL CENTER		48	78	62%	126

COVID-19: testing by laboratory

Data through Jan 10, 2021 verified as of Jan 11, 2021 at 09:25 AM

Data in this report are provisional and subject to change.

The numbers in the table below represent the number of Florida and non-Florida residents for whom test results were received by the Department of Health. A person can be tested by more than one laboratory and can have both positive and negative results. **Therefore, the sum of the numbers in each column will be larger than the total number of people tested.**

Reporting lab	Inconclusive	Negative	Positive	Percent positive	Total
LabCorp L#09258090 M#09258105		73	53	42%	126
MINUTECLINIC LLC #6007		107	19	15%	126
ROSECASTLE OF CITRUS		124	2	2%	126
MORSELIFE MEMORY CARE RESIDENCE		120	5	4%	125
Sunnyside Nursing Home		122	3	2%	125
VETERANS AFFAIRS ORLANDO VA MEDICAL CENTER			124	100%	124
NORTH FLORIDA PEDIATRICS PA - DUVAL		107	17	14%	124
LIFE CARE CENTER OF ALTAMONTE SPRINGS		102	22	18%	124
Cross Terrace REhabilitation		123	1	1%	124
THE CLUB AND REHABILITATION CENTER		123	1	1%	124
BRIGHTON EGGERT PHARMACY INC		118	5	4%	123
SOUTH CAMPUS FACILITY INC		118	5	4%	123
GRAVITY DIAGNOSTICS, LLC		36	87	71%	123
24/7 PEDIATRIC CARE CENTERS INC		113	10	8%	123
AMA MEDICAL GROUP LLC		98	25	20%	123
PROVIDENCE HOSPITAL LABORATORY		118	5	4%	123
MINUTECLINIC, LLC # 4469		93	29	24%	122
SANDY PINES	2	109	11	9%	122
ONESTOP MEDICAL AND URGENT CARE LLC		95	27	22%	122
DOCTOR'S IN HOUSE LABORATORY		18	103	85%	121
PALMS MEDICAL GROUP HIGH SPRINGS		103	18	15%	121
PARKVIEW HEALTH		121			121
ADVENT HEALTH CENTRA CARE - CITRUS PARK		9	112	93%	121
ANTHEM LAKES LLC		121			121
LEESBURG PEDIATRICS		112	9	7%	121
SUNNY HILLS ALF OF SEBRING INC		111	9	8%	120
HILLSBOROUGH COUNTY DEVELOPMENTAL CTR	1	112	7	6%	120
ADVENT HEALTH CENTRA CARE - BRANDON		30	90	75%	120
GRAVITY DIAGNOSTICS		42	78	65%	120
DE LUNA HEALTH AND REHABILITATION CENTER		117	3	3%	120
MATHISON RETIREMENT COMMUNITY		114	5	4%	119
URGENT CARE TCMA			119	100%	119
BOSTON RED SOX CLUB LP		117	2	2%	119
MEYER PEDIATRICS		107	12	10%	119
ST MARK VILLAGE		115	4	3%	119
PALMS FACILITY INC		104	15	13%	119
RDX BIOSCIENCE		60	58	49%	118
SOUTH BALDWIN REGIONAL MEDICAL CENTER		110	8	7%	118
MV MEDICAL PRACTICE DBA PRIMARY URGENT CARE		113	5	4%	118
PROVISTA DIAGNOSTICS, INC		115	3	3%	118
CHARTER SENIOR LIVING OF PANAMA CITY BEACH		100	18	15%	118
JACKSONVILLE NURSING AND REHAB CENTER		113	5	4%	118
FAMILY EXTENDED CARE OF CENTRAL TAMPA		108	10	8%	118
LAKEVIEW TERRACE RETIREMENT COMMUNITY		106	11	9%	117
WESLEY HAVEN VILLA	1	108	8	7%	117
SHOAL CREEK REHABILITATION CENTER		76	41	35%	117
NEIGHBORHOOD MEDICAL CENTER		112	5	4%	117

COVID-19: testing by laboratory

Data through Jan 10, 2021 verified as of Jan 11, 2021 at 09:25 AM

Data in this report are provisional and subject to change.

The numbers in the table below represent the number of Florida and non-Florida residents for whom test results were received by the Department of Health. A person can be tested by more than one laboratory and can have both positive and negative results. **Therefore, the sum of the numbers in each column will be larger than the total number of people tested.**

Reporting lab	Inconclusive	Negative	Positive	Percent positive	Total
PORT SAINT LUCIE HOSPITAL		116	1	1%	117
COQUINA CENTER		115	2	2%	117
EXCEL PEDIATRICS		88	29	25%	117
FIRST CHOICE PEDIATRICS SEMORAN		76	40	34%	116
AMERICAN HOUSE SENIOR LIVING		107	8	7%	115
BELVEDERE COMMONS OF FORT WALTON BEACH		106	9	8%	115
PONTE VEDRA GARDENS		114	1	1%	115
GRACE PEDIATRICS		91	24	21%	115
UNIVERSITY OF MIAMI		4	111	97%	115
FAMILY HEALTH CENTERS OF SOUTHWEST FLORIDA INC		83	32	28%	115
TAVARES PEDIATRICS		98	17	15%	115
DOCTORS MEMORIAL FAMILY PRACTICE	2	86	27	23%	115
Lakeside Nursing and Rehabilitation Center	1	90	24	21%	115
PEDIATRICS OF GREATER ORLANDO		100	14	12%	114
ORLANDO VA MEDICAL CENTER			114	100%	114
FOUNTAINS OF HOPE LLC, THE		113	1	1%	114
STEWART MEDICAL GROUP		34	79	70%	113
MILLER BIOCONNECT		95	18	16%	113
ADVENT HEALTH - LAKE NONA		96	17	15%	113
COASTAL HEALTH AND REHAB		110	3	3%	113
BOND CLINIC, PA		82	31	27%	113
ST ANTHONYS REHABILITATION HOSPITAL	3	107	2	2%	112
SPRINGS AT LAKE POINTE WOODS		110	2	2%	112
ALLIED HEALTH FORT PIERCE		112			112
WIMAUMA COMMUNITY HEALTH CENTER		88	24	21%	112
Nemours Children's Urgent Care		80	32	29%	112
MINUTECLINIC DIAGNOSTIC OF RHODE ISLAND, LLC #729		108	4	4%	112
CENTRA CARE - HUNTER'S CREEK		52	59	53%	111
HIALEAH SHORES NURSING AND REHAB CENTER		103	8	7%	111
PEBBLEBROOK PHARMACY		72	39	35%	111
RDV SPORTSPLEX PEDIATRICS		92	18	16%	110
OKEECHOBEE COUNTY HEALTH DEPT	1	65	44	40%	110
NORTH FL SOUTH GA HCS-MALCOM RANDALL VAMC			110	100%	110
LUIS A GHIGLINO MD PA		107	3	3%	110
ST PETERSBURG PEDIATRICS	1	84	25	23%	110
FLORIDA HEALTH CARE PLANS			110	100%	110
CORE BIO LABS		74	35	32%	109
ISLAND HEALTH AND REHABILITATION CENTER		109			109
SONATA DELRAY BEACH		100	8	7%	108
CHILDRENS CLINIC WEST FLORIDA PEDIATRICS		93	15	14%	108
Signature healthcare of Jacksonville		103	5	5%	108
EVANS HEALTH CARE		106	2	2%	108
US MEDICAL CARE, INC		96	12	11%	108
TREASURE COAST MEDICAL ASSOCIATES		3	104	97%	107
GRAND OAKS HEALTH & REHABILITATION		106	1	1%	107
PINNACLES PEDS CARE PA		107			107
NORTH FLORIDA INTERNAL MEDICINE PA		86	21	20%	107

COVID-19: testing by laboratory

Data through Jan 10, 2021 verified as of Jan 11, 2021 at 09:25 AM

Data in this report are provisional and subject to change.

The numbers in the table below represent the number of Florida and non-Florida residents for whom test results were received by the Department of Health. A person can be tested by more than one laboratory and can have both positive and negative results. **Therefore, the sum of the numbers in each column will be larger than the total number of people tested.**

Reporting lab	Inconclusive	Negative	Positive	Percent positive	Total
SUNY UPSTATE MEDICAL UNIVERSITY		100	6	6%	106
HEART OF FLORIDA REGIONAL MED CTR		35	71	67%	106
MINUTECLINIC LLC #4987		92	14	13%	106
ADVENT HEALTH CENTRA CARE - SANFORD		28	78	74%	106
NO FLORIDA PEDIATRICS, PA		95	11	10%	106
FLORIDA DEPARTMENT OF HEALTH IN LAKE COUNTY	1	68	36	34%	105
REGENCY PARK		87	18	17%	105
BAY VIEW HEALTHCARE		85	20	19%	105
MEDICAL CONSULTANTS OF FLORIDA DBA	1	90	14	13%	105
DAIRY ROAD URGENT CARE		60	45	43%	105
GRANDE, THE	2	98	4	4%	104
LAKE HOUSE ASSISTED LIVING		88	16	15%	104
SURREY PLACE CARE CENTER		98	5	5%	103
SMILEY MEDICAL GROUP		75	28	27%	103
SUNFLOWER SPRINGS ASSISTED LIVING		100	3	3%	103
PHYSICIANS REGIONAL CLINIC		82	21	20%	103
LAKEVIEW INTERNAL MEDICINE		61	42	41%	103
MONTEFIORE MEDICAL CENTER LABORATORIES - MOSES		93	9	9%	102
UNIVERSITY MEDICAL CENTER SUITES		90	12	12%	102
QUEENS HOSPITAL CENTER		97	5	5%	102
ARDEN COURTS OF TAMPA		101			101
WILLOW BROOKE COURT AT AZALEA TRACE		100			100
DIAGNOSTIC LABORATORY OF OKLAHOMA		78	22	22%	100
VILLAGE PLACE NH LLC		78	22	22%	100
CHILDREN MED CARE INC		84	16	16%	100
The Waterford		100			100
Consulate Health Care of Port Charlotte		98	2	2%	100
HEALTH CARE DISTRICT OF PALM BEACH COUNTY	1	10	88	89%	99
WOOD LAKE HEALTH AND REHABILITATION CENTER		99			99
ADVANCED MEDICAL GROUP		1	98	99%	99
CENTRAL FLORIDA HEALTH CARE		47	52	53%	99
MD 365 MEDICAL CARE		98	1	1%	99
SONATA COCONUT CREEK	1	83	15	15%	99
HOBDAIRI FAMILY HEALTH LLC		68	30	31%	98
SEMINOLE COUNTY HEALTH DEPARTMENT		79	19	19%	98
TRADITION MEDICAL CENTER LABORATORY		48	50	51%	98
URINEGOODHANDS LLC		96	2	2%	98
EAST NEW YORK DIAGNOSTIC AND TREATMENT		93	5	5%	98
FLORIDA COMMUNITY HEALTH CENTERS INC			98	100%	98
PLAZA OF HALLANDALE BEACH		98			98
BARKLEY PLACE	1	94	3	3%	98
MG PORT CHARLOTTE II SUBTENANT LLC		87	11	11%	98
DAYSRING VILLAGE		96	1	1%	97
HEALTH CENTERS AT BRENTWOOD		96	1	1%	97
CHERRY OAK PALM BEACH COUNTY		93	4	4%	97
PEDIATRIC ASSOCIATES ORLANDO		82	14	15%	96
GLOBAL CENTRAL LABS AT PPD	2	87	7	7%	96

COVID-19: testing by laboratory

Data through Jan 10, 2021 verified as of Jan 11, 2021 at 09:25 AM

Data in this report are provisional and subject to change.

The numbers in the table below represent the number of Florida and non-Florida residents for whom test results were received by the Department of Health. A person can be tested by more than one laboratory and can have both positive and negative results. **Therefore, the sum of the numbers in each column will be larger than the total number of people tested.**

Reporting lab	Inconclusive	Negative	Positive	Percent positive	Total
FARAH MEDICAL		92	4	4%	96
BAY EDUCATORS WELLNESS CENTER		60	36	38%	96
ADVENTHEALTH CENTRA CARE WINTER HAVEN		3	93	97%	96
BAYSHORE MEMORY CARE		96			96
WESTCHESTER MEDICAL CENTER		93	2	2%	95
DEVANSH LAB WERKS INC		79	16	17%	95
ARBOR TRAIL		77	18	19%	95
BROWARD HEALTH CORAL SPRINGS EPIDEMIOLOGY DEPT		1	94	99%	95
CROSS CITY REHABILITATION AND HEALTH CARE CENTER		72	23	24%	95
VISTA MANOR		92	3	3%	95
PINELLAS CARE CENTER		68	27	28%	95
ALL FLORIDA FAMILY AND SPORTS MEDICINE		86	9	9%	95
THE TERRACE OF KISSIMMEE		80	15	16%	95
ADVENT HEALTH CENTRA CARE - KISSIMMEE		61	34	36%	95
HUNT CLUB PEDIATRIC ASSOCIATES PA		51	44	46%	95
RIVERWOOD HEALTH NH LLC		67	27	29%	94
WHITE PLAINS HOSPITAL CENTER LAB		92	2	2%	94
OAKS OF KISSIMMEE HEALTH AND REHABILITATION CENTER		94			94
PICH KTM CORP DBA MEDTOWN PHARMACY		79	15	16%	94
DIAGNOSTIC SOLUTIONS		3	91	97%	94
NATURE COAST MEDICAL GROUP		50	44	47%	94
UNIVERSITY HEALTH SYSTEM INC		84	10	11%	94
ISLAND URGENT CARE PLLC DBA AFC URGENT CARE		93	1	1%	94
CABANA AT JENSEN DUNES, THE		93			93
NAVY HOSPITAL			93	100%	93
Courtyards of Orlando Care Center		88	5	5%	93
MEDIPATH LLC		2	91	98%	93
SIGNATURE HEALTHCARE OF PORT CHARLOTTE		86	7	8%	93
SEASIDE HEALTH AND REHABILITATION CENTER		35	57	62%	92
PHYSICIANS REGIONAL MEDICAL CENTER - PINE RIDGE		18	74	80%	92
ADVENT HEALTH CENTRA CARE - HUNTERS CREEK	3	48	41	45%	92
TIFFANY HALL NURSING AND REHAB CENTER		91	1	1%	92
THE COURTYARD ASSISTED LIVING		88	4	4%	92
COASTAL INTERNAL MEDICINE		71	21	23%	92
DOLPHIN POINTE HEALTH CARE LLC		77	14	15%	91
HERON CLUB AT PRESTANCIA		89	2	2%	91
WELLOW URGENT CARE PC		91			91
AMERICAN HOUSE-BONITA SPRINGS		90	1	1%	91
KEYS MEDICAL GROUP			90	100%	90
TGH URGENT CARE - SEMINOLE			90	100%	90
North Lake Care Center		89	1	1%	90
GEORGIA DEPARTMENT OF PUBLIC HEALTH		1	89	99%	90
SOUTH BALDWIN MEDICAL CENTER GULF SHORES		71	19	21%	90
ADVENT HEALTH CENTRA CARE - WATERMAN		78	12	13%	90
AYERS HEALTH & REHABILITATION CENTER		90			90
HURLBURT FIELD CLINIC		39	51	57%	90
ARDEN COURTS OF DELRAY BEACH FL LLC	1	87	1	1%	89

COVID-19: testing by laboratory

Data through Jan 10, 2021 verified as of Jan 11, 2021 at 09:25 AM

Data in this report are provisional and subject to change.

The numbers in the table below represent the number of Florida and non-Florida residents for whom test results were received by the Department of Health. A person can be tested by more than one laboratory and can have both positive and negative results. **Therefore, the sum of the numbers in each column will be larger than the total number of people tested.**

Reporting lab	Inconclusive	Negative	Positive	Percent positive	Total
LEE COUNTY SCHOOL DISTRICT	1	82	6	7%	89
WASHINGTON REHAB AND NURSING		81	8	9%	89
AVANTE AT LEESBURG INC		89			89
NO FLORIDA PEDIATRICS, PA - BRADFORD		77	12	13%	89
PREDICTIVE LABORATORIES, INC	1	79	9	10%	89
FOUNTAIN INN NURSING & REHABILITATION CTR, INC		82	6	7%	88
ARCPPOINT LABS OF SARASOTA MANATEE		29	59	67%	88
Life Care Center at Inverrary		87	1	1%	88
WORKPLACE SCREENING INTELLIGENCE			88	100%	88
AVERO DIAGNOSTICS		64	24	27%	88
PHYSICIAN PARTNERS PERRY		45	43	49%	88
KALEIDA HEALTH CENTER FOR LABORATORY		82	6	7%	88
ST MARK ASSISTED LIVING CENTER	1	76	11	13%	88
GOVERNOR'S CREEK HEALTH & REHABILITATION		87	1	1%	88
DISCOVERY VILLAGE AT MELBOURNE		86	1	1%	87
BRANDON HEALTH AND REHABILITATION CENTER	1	85	1	1%	87
ADVENT HEALTH - PALM HARBOR ER		64	23	26%	87
WELL HEALTH WORKS	1	84	2	2%	87
PACIFIC ANALYTICS			87	100%	87
PEDIATRIC SPECIALISTS MEDICAL GROUP	1	78	7	8%	86
CITRUS MEMORIAL HEALTH SYSTEM LAB		2	84	98%	86
VILLAS OF HOLLY BROOK - BRADENTON 14TH		86			86
LATE HOURS URGENT CARE		49	36	42%	85
JPR URGENT MEDICAL CARE		85			85
RESEARCH CENTERS OF AMERICA, LLC		69	16	19%	85
MIAMI SHORES NURSING & REHAB		85			85
CLEVELAND CLINIC FOUNDATION		12	73	86%	85
PIONEER CLINICAL LAB LLC		46	39	46%	85
FREEDOM INN AT TARPON SPRINGS		81	4	5%	85
VIERA HOSPITAL			85	100%	85
ADVENT HEALTH CENTRA CARE - SOUTH ORANGE		69	16	19%	85
CROSSWINDS HEALTH AND REHABILITATION CENTER		85			85
W. FRANK WELLS NURSING HOME		84	1	1%	85
NOVARI CARE LLC		65	20	24%	85
NSPIRE HEALTHCARE TAMARAC		80	4	5%	84
CHARLES CROFT MD	1	82	1	1%	84
PINES OF SARASOTA GARDEN		84			84
NITE LITE PEDIATRICS - JACKSONVILLE		76	8	10%	84
VIPEDIATRICS PLLC		79	5	6%	84
JOHN KNOX VILLAGE OF FLORIDA ALF	1	81	2	2%	84
Hampton Court Nursing and Rehabilitation Center		82	1	1%	83
LABCORP EMPLOYER SERVICES		82	1	1%	83
AFTER HOURS PEDIATRICS INC	1	1	81	98%	83
QUICK CARE MED PL CR		80	3	4%	83
VILLAGE PEDIATRICS LLC		64	19	23%	83
IQBAL A FARUQUI MD		66	17	20%	83
CLYDE E LASSEN STATE VETERANS NURSING HOME		59	24	29%	83

COVID-19: testing by laboratory

Data through Jan 10, 2021 verified as of Jan 11, 2021 at 09:25 AM

Data in this report are provisional and subject to change.

The numbers in the table below represent the number of Florida and non-Florida residents for whom test results were received by the Department of Health. A person can be tested by more than one laboratory and can have both positive and negative results. **Therefore, the sum of the numbers in each column will be larger than the total number of people tested.**

Reporting lab	Inconclusive	Negative	Positive	Percent positive	Total
CRANE CENTER		61	22	27%	83
CAREMOUNT MEDICAL - PATHOLOGY		79	3	4%	82
GULF COAST MEDICAL CENTER		80	2	2%	82
SARAPATH DIAGNOSTICS		1	81	99%	82
PROMPT CARE OF CENTRAL FLORIDA			82	100%	82
THE PAVILION FOR HEALTH CARE		72	10	12%	82
LAB		29	53	65%	82
KINDRED HOSPITAL THE PALM BEACHES		78	3	4%	81
RIDGEWOOD DIAGNOSTIC LABORATORY		77	4	5%	81
MIDWAY PRIMARY CARE, LLC		79	2	2%	81
BIO-TECH CLINICAL LABORATORIES		41	40	49%	81
DB MD		74	7	9%	81
KORGENE LAB	1	23	57	70%	81
LIFE BRITE		70	10	13%	80
FINNISH AMERICAN REST HOME-ALF		78	2	3%	80
BIODESIX, INC.		63	17	21%	80
MACADAMS HOME HEALTH AGENCY		79	1	1%	80
ADVENT HEALTH CARE CENTER		74	6	8%	80
MY CLINICAL LAB INC		17	63	79%	80
CLEARWATER STATMED QUICK QUALITY CLINICS		36	44	55%	80
The Crossroads		78	1	1%	79
VETERANS AFFAIRS MEDICAL CENTER - PALO ALTO		28	51	65%	79
CBS LABS OF TAMPA LLC		3	76	96%	79
CATHOLIC HEALTH SYSTEM DEPT LABORATORY		77	2	3%	79
EDGEWATER AT WATERMAN VILLAGE		78	1	1%	79
SONATA WEST		77	2	3%	79
MAGNOLIA DIAGNOSTIC		1	78	99%	79
CARENOW URGENT CARE - LAKE MARY			79	100%	79
FAWCETT MEMORIAL HOSPITAL LABORATORY			79	100%	79
NAVARRE GARDENS LLC		59	20	25%	79
FAMILY MEDICAL CARE OF PALM BEACH		41	37	47%	78
WALGREENS 10670		70	8	10%	78
ARBOR GLEN AT ARBOR TRACE	2	69	7	9%	78
NADAL PEDIATRICS		67	11	14%	78
HARBORCHASE OF NAPLES		66	12	15%	78
MEMORY CARE OF NAPLES		77			77
TRUE NORTH HEALTH NAVIGATION LLC DBA DISPATCHHEALTH	1	60	16	21%	77
SUMMIT MEDICAL GROUP		69	8	10%	77
CONSULATE HEALTH CARE OF SARASOTA		77			77
ORANGE CITY NURSING AND REHAB		75	2	3%	77
DOS OF NORTH SHORES NURSING & REHAB CENTER		77			77
BENTON HOUSE AT OAKLEAF		51	26	34%	77
NORTH FLORIDA SPINE AND WELLNESS		59	18	23%	77
LAFAYETTE NURSING AND REHABILITATION CENTER		75	1	1%	76
VILLA MARIA WEST SKILLED NURSING FACILITY		70	6	8%	76
NORTH PORT REHABILITATION AND NURSING CENTER		75	1	1%	76
J FRANK AVEY MD		59	17	22%	76

COVID-19: testing by laboratory

Data through Jan 10, 2021 verified as of Jan 11, 2021 at 09:25 AM

Data in this report are provisional and subject to change.

The numbers in the table below represent the number of Florida and non-Florida residents for whom test results were received by the Department of Health. A person can be tested by more than one laboratory and can have both positive and negative results. **Therefore, the sum of the numbers in each column will be larger than the total number of people tested.**

Reporting lab	Inconclusive	Negative	Positive	Percent positive	Total
ASAP LABS LLC		71	5	7%	76
CLINICAL PATHOLOGY ASSOCIATES-SONIC REFERENCE LAB		76			76
WINDSOR REFLECTIONS		75	1	1%	76
DYNAMIC MEDICAL USA			76	100%	76
ERIE COUNTY MEDICAL CTR CLINICAL LABS		71	4	5%	75
BOND CLINIC PA		43	32	43%	75
FLORIDA HEALTH CARE PLANS INC		1	74	99%	75
LAKE MORTON PLAZA□		72	3	4%	75
TGH URGENT CARE – TYRONE		2	73	97%	75
Madison Health and Rehabilitation Center		42	33	44%	75
ADVENTHEALTH EXPRESSCARE		45	30	40%	75
NOAH CLINICAL LABORATORY		63	11	15%	74
SANDY RIDGE CENTER FOR REHABILITATION AND HEALING		71	3	4%	74
LAKE VIEW CARE CENTER AT DELRAY		73	1	1%	74
LABCORP RTP		30	44	59%	74
QPS, LLC		73	1	1%	74
PARK OF THE PALMS INC		74			74
ATRIUM AT LIBERTY PARK□		70	4	5%	74
CARENOW LAKE MARY			74	100%	74
LABFIRST - DEPARTMENT OF PATHOLOGY		71	2	3%	73
SOUTH GEORGIA MEDICAL CENTER		48	25	34%	73
LCS SANDHILL COVE LLC DBA	3	67	3	4%	73
SCOTT LAKE HEALTH AND REHABILITATION CENTER		71	2	3%	73
DEPARTMENT OF HEALTH BUREAU OF FAMILY		72	1	1%	73
LECONTE MEDICAL CENTER LAB		55	18	25%	73
CONSULATE HEALTH CARE – LAKE MARY		72	1	1%	73
HAVEN OF OUR LADY OF PEACE		72			72
PANAMA PHARMACY	2	61	9	13%	72
BROOKDALE OVIEDO		70	2	3%	72
BROWARD HEALTH MEDICAL CENTER		3	69	96%	72
ADVENT HEALTH CENTRA CARE - POINCIANA		30	42	58%	72
Cross Landings Health and Rehabilitation		72			72
East Bay Rehabilitation Center		41	31	43%	72
The Crossings		72			72
DOUGLAS T JACOBSON STATE VETERANS HOME		71			71
AMMON LABS		61	10	14%	71
GRAND OAKS OF JENSEN BEACH LLC□		71			71
The Grove Health and Rehabilitation		52	19	27%	71
STONY BROOK UNIVERSITY MEDICAL CENTER		63	8	11%	71
ISLAND DOCTORS		5	66	93%	71
ADVANCED LAB		67	4	6%	71
HIGHLANDS MEDICAL CENTER		69	2	3%	71
MAINSTREAM DIAGNOSTIC LABORATORY LLC		61	10	14%	71
HUNTSVILLE HOSPITAL LABORATORY		49	21	30%	70
PLYMOUTH HOME FOR ADULTS, INC.	8	61	1	1%	70
PROMEDICA LABORATORIES		21	49	70%	70
MEMORIAL MANOR		70			70

COVID-19: testing by laboratory

Data through Jan 10, 2021 verified as of Jan 11, 2021 at 09:25 AM

Data in this report are provisional and subject to change.

The numbers in the table below represent the number of Florida and non-Florida residents for whom test results were received by the Department of Health. A person can be tested by more than one laboratory and can have both positive and negative results. **Therefore, the sum of the numbers in each column will be larger than the total number of people tested.**

Reporting lab	Inconclusive	Negative	Positive	Percent positive	Total
S-H THIRTY-FIVE OPCO- PORT ST LUCIE, LLC	1	69			70
SUNCOAST COMMUNITY HEALTH CENTERS PEDIATRICS		21	49	70%	70
SUSANNA WESLEY HEALTH CENTER		63	7	10%	70
MICRO PATH LABORATORIES INC		68	2	3%	70
Highlands Regional Hospital		63	7	10%	70
HERITAGE HEALTHCARE AND REHABILITATION CENTER		69			69
SIMED LABORATORY		57	12	17%	69
MD 365 MEDICAL CARE PLLC		69			69
USF HEALTH MORSANI CENTER		5	64	93%	69
HEALTH FIRST - PALM BAY HOSPITAL		2	67	97%	69
WHITE-WILSON MEDICAL CENTER - FORT WALTON BEACH		64	4	6%	68
SEVEN HILLS HEALTH AND REHABILITATION CENTER		53	15	22%	68
SUMMIT AT VENICE	2	62	4	6%	68
CANOPY ON BERRYHILL, THE		48	20	29%	68
RESTORE HEALTH URGENT CARE		22	46	68%	68
MINUTECLINIC DIAGNOSTIC OF SOUTH CAROLINA, LLC		62	6	9%	68
WINDSOR OF LAKEWOOD RANCH,THE		68			68
Centre Pointe Health and Rehabilitation Center		63	5	7%	68
MIAMI BEACH COMMUNITY HEALTH CENTER			68	100%	68
NEW SMYRNA BEACH URGENT CARE			68	100%	68
SUNCOAST OPTIMAL WELLNESS		23	45	66%	68
WINDSOR OAKS		67	1	1%	68
SENIOR LIVING VII TAMPA LLC	1	57	9	13%	67
PRIME HEALTH OF NORTH PORT LLC		62	5	7%	67
LAB PLUS, LLC AT SAINT THOMAS WEST HOSPITAL		53	14	21%	67
AEL- MEMPHIS		17	50	75%	67
BALMORAL TENANT SERVICES INC	1	41	25	37%	67
MD LABS		40	27	40%	67
CENTRAL BALDWIN IMMEDIATE CARE & FAMILY PRACTICE		51	16	24%	67
HEARTLAND PEDIATRICS OF LAKE PLACID PA		55	11	17%	66
MEDEX MEDICAL EXPRESS OF PALATKA			66	100%	66
ASSOCIATED CLINICAL LABORATORIES		59	7	11%	66
PALMS REHABILITATION AND HEALTHCARE CENTER		63	3	5%	66
STERLING HOUSE OF TALLAHASSEE	3	57	6	9%	66
TUSCAN ISLE CHAMPIONSGATE OP CO LLC		64	1	2%	65
ELLENTON PEDIATRICS PA		57	8	12%	65
220 GOLDEN, LLC		55	10	15%	65
Oakhurst Center		65			65
CITRUS MEMORIAL HOSPITAL			65	100%	65
CLINICA HISPANA			65	100%	65
WHITE WILSON MEDICAL CENTER PA - NAVARRE		1	64	98%	65
CL BRUMBACK PRIMARY CARE CLINICS		16	49	75%	65
ARDEN COURTS OF FORT MYERS		63	2	3%	65
VIERA DEL MAR HEALTH AND REHABILITATION CENTER		63	2	3%	65
HOLISTIC PEDIATRICS GROUP LLC		54	11	17%	65
Avante at Orlando		64	1	2%	65
WALGREENS 6221		59	6	9%	65

COVID-19: testing by laboratory

Data through Jan 10, 2021 verified as of Jan 11, 2021 at 09:25 AM

Data in this report are provisional and subject to change.

The numbers in the table below represent the number of Florida and non-Florida residents for whom test results were received by the Department of Health. A person can be tested by more than one laboratory and can have both positive and negative results. **Therefore, the sum of the numbers in each column will be larger than the total number of people tested.**

Reporting lab	Inconclusive	Negative	Positive	Percent positive	Total
ADVENTHEALTH MEDICAL GROUP FAMILY MEDICINE AT		48	17	26%	65
ST VINCENT'S BIRMINGHAM		61	4	6%	65
RIVERSIDE RECOVERY OF TAMPA		63	1	2%	64
JOSEPH L MORSE GERIATRIC CENTER	2	59	3	5%	64
EISENHOWER ARMY MEDICAL CENTER		60	4	6%	64
NEMOURS CHILDRENS PRIMARY CARE OVIEDO		51	13	20%	64
BRISTOL AT TAMPA, THE	2	57	5	8%	64
OUT OF STATE		40	24	38%	64
PLANTATION GENERAL HOSPITAL CLINICAL LAB		26	38	59%	64
STONY BROOK SOUTHAMPTON		63	1	2%	64
HARBORCHASE OF VERO BEACH		58	6	9%	64
POINTE, THE		61	2	3%	63
MEDI CLINIC SARASOTA INC		62	1	2%	63
MOBILE PHYSICIAN SERVICES INC		58	5	8%	63
VIERA HEALTH AND REHABILITATION CENTER		62	1	2%	63
F&T MEDICAL RESEARCH, INC		63			63
WADSWORTH HEALTH CENTER		60	3	5%	63
APC PEDIATRICS AT RYE ROAD MEDICAL PARK		63			63
SUMMER VISTA ASSISTED LIVING		38	25	40%	63
MED EXPRESS		6	57	90%	63
MAGNOLIA FAMILY URGENT CARE		49	14	22%	63
HUNTINGTON HOSPITAL LABORATORY		61	2	3%	63
SEMINOLE SPORTS AND FAMILY MEDICINE		60	3	5%	63
HOSPICE OF ST FRANCIS INC□		61	2	3%	63
OVERLOOK HOSPITAL LABORATORY		57	5	8%	62
ALTERNATIVE LIVING, INC DBA TWIN CITIES PAVILION		62			62
FLORIDA PEDIATRIC GROUP		27	35	56%	62
CRAIG BERGER MD PL D/B/A BAY AREA EYE INSTITUTE		62			62
PINELLAS COUNTY JAIL			62	100%	62
The Care Center at Pinellas Park	1	53	8	13%	62
STUART LODGE LIVING LLC		42	20	32%	62
MARKET STREET VIERA		62			62
BOND CLINIC DR ELDEEB		35	26	43%	61
CLINICAL ENTERPRISE, INC		59	2	3%	61
NXGEN MDX		20	41	67%	61
BROOKDALE FORT MYERS THE COLONY		59	2	3%	61
EXACT SCIENCES LABORATORIES, LLC		15	46	75%	61
AMERICAN FAMILY MEDICAL		48	13	21%	61
ISLAND COAST PEDIATRICS		56	5	8%	61
WASHINGTON REHABILITATION AND NURSING CENTER		51	10	16%	61
EMERALD COAST HOSPICE		60	1	2%	61
WALGREENS 3173		54	7	11%	61
AMERICAN FAMILY MEDICAL LLC		35	26	43%	61
HAWKINS FAMILY MEDICINE LLC		32	29	48%	61
KINDRED HOSPITAL MELBOURNE		59	1	2%	60
ADVENTHEALTH EXPRESS CARE AT WALGREENS 49TH STREET		46	14	23%	60
DAYSPRING SENIOR LIVING LLC		59	1	2%	60

COVID-19: testing by laboratory

Data through Jan 10, 2021 verified as of Jan 11, 2021 at 09:25 AM

Data in this report are provisional and subject to change.

The numbers in the table below represent the number of Florida and non-Florida residents for whom test results were received by the Department of Health. A person can be tested by more than one laboratory and can have both positive and negative results. **Therefore, the sum of the numbers in each column will be larger than the total number of people tested.**

Reporting lab	Inconclusive	Negative	Positive	Percent positive	Total
MED COMP SCIENCES		1	59	98%	60
WATERCREST ST LUCIE WEST	1	56	3	5%	60
EMBRY RIDDLE AERONAUTICAL UNIVERSITY HEALTH SERVICES			60	100%	60
TWIN CREEKS ASSISTED LIVING & MEMORY CARE		57	3	5%	60
EAST ALABAMA MEDICAL CENTER LABORATORY		51	9	15%	60
MARTIN ACQUISITION 1 LLC DBA		51	9	15%	60
ELMCROFT OF BELLA VITA□		52	8	13%	60
BIG BOCA SMILES LLC□		57	2	3%	59
OAK MANOR NURSING HOME		57	2	3%	59
CENTRA CARE POINCIANA	1	45	13	22%	59
PLANT CITY PEDIATRICS		52	7	12%	59
INTERNAL LAB		50	9	15%	59
KINDRED HOSPITAL-BAY AREA-ST PETERSBURG LAB		57	2	3%	59
OPPENHEIMER PLASTIC SURGERY LLC		55	4	7%	59
BIOTECH		52	7	12%	59
ZON BEACHSIDE LLC□		47	12	20%	59
MINNESOTA TWINS		56	3	5%	59
AVANTE AT OCALA INC		55	4	7%	59
SAN JOSE SENIOR CARE LLC	1	41	17	29%	59
THE CANOPY AT BERRYHILL		58			58
GV NAPLES OPCO, LLC		58			58
Crystal Health & Rehab Center		58			58
A COUNTRY PLACE ASSISTED LIVING FACILITY		58			58
Margate Health and Rehabilitation Center		56	2	3%	58
CATHOLIC HEALTH SERVICES REGIONAL LAB		52	6	10%	58
FLORIDA ATLANTIC UNIVERSITY STUDENT HEALTH		45	13	22%	58
ADVENT HEALTH CENTRA CARE - APOPKA NORTH		31	26	46%	57
GENPATH			57	100%	57
BEACHES PEDIATRICS PA		54	3	5%	57
MILLENIUM PHYSICIANS GROUP		1	56	98%	57
ASCENSION SACRED HEART BAY LABORATORY		54	3	5%	57
KAPG FLEMING ISLAND SENIOR HOUSING OPCO LLC	1	56			57
MALCOM RANDALL DEPT OF VAMC			57	100%	57
PALMS EDGE	1	53	3	5%	57
ALZHEIMERS CARE CENTER OF VIERA LTD		37	20	35%	57
LENOX HILL HOSPITAL		50	6	11%	56
CENTRAL FLORIDA HEALTHCARE GROUP LLC		48	8	14%	56
EC OPCO CARROLLWOOD LLC		50	6	11%	56
PALM BAY URGENT CARE		28	28	50%	56
PEDIATRICS IN BREVARD PA- ROCKLEDGE		39	17	30%	56
LAKELAND REGIONAL HEALTH LAKE MIRIAM		24	32	57%	56
EAGLES WATCH CLUSTER		47	9	16%	56
BAPTIST HEALTH SOUTH FLORIDA - WEST BOCA URGENT CARE		34	22	39%	56
TIFFANY HALL NURSING AND REHAB		44	12	21%	56
FLAGLER COLLEGE HEALTH SERVICES		39	17	30%	56
FHMG LAKE MARY PEDS		45	11	20%	56
KINDRED HOSPITAL - SOUTH FLORIDA		56			56

COVID-19: testing by laboratory

Data through Jan 10, 2021 verified as of Jan 11, 2021 at 09:25 AM

Data in this report are provisional and subject to change.

The numbers in the table below represent the number of Florida and non-Florida residents for whom test results were received by the Department of Health. A person can be tested by more than one laboratory and can have both positive and negative results. **Therefore, the sum of the numbers in each column will be larger than the total number of people tested.**

Reporting lab	Inconclusive	Negative	Positive	Percent positive	Total
PUBLIC SQUARE PHARMACY LLC		41	14	25%	55
REGENTS PARK OF BOCA RATON□		53	2	4%	55
SONNIS PEDIATRICS PA		50	5	9%	55
Mt Sinai Aventura			55	100%	55
PREMIER MEDICAL ASSOCIATES ALL FLORIDA LLC		54	1	2%	55
CENTURY CENTER FOR REHABILITATION & HEALING		39	16	29%	55
CLERMONT URGENT CARE			55	100%	55
JERICOHO URGENT CARE		52	3	5%	55
SONATA HUNTERS CREEK		47	8	15%	55
ALTAMONTE PEDIATRIC ASSOCIATES		31	24	44%	55
CENTRA CARE - CONWAY		21	34	62%	55
SARASOTA CO. HEALTH DEPT # 58		40	14	26%	54
STEWART SEBASTIAN RIVER MEDICAL CENTER		27	27	50%	54
INDIGO MANOR□		22	32	59%	54
JUNIPER VILLAGE AT NAPLES		53	1	2%	54
ST. CLOUD MEDICAL GROUP		54			54
ALTAMONTE MD			54	100%	54
WILSON MEMORIAL REGIONAL MEDICAL CENTER		51	3	6%	54
CLERMONT HEALTH AND REHAB		40	14	26%	54
UNITED LABORATORY SERVICES CORPORATION		38	16	30%	54
CERTUS MTD OPCP LLC		52	2	4%	54
NORTH SHORE UNIVERSITY HOSPITAL LABORATORY		49	5	9%	54
VETERANS AFFAIRS MEDICAL CENTER - GULF COAST		27	27	50%	54
MEDICATION ROOMS-CSU/CI NURSE STATION	1	47	6	11%	54
ADVENT HEALTH - PALM COAST		1	52	98%	53
RIVER TOWN DIAGNOSTIC LLC		17	36	68%	53
MANOR CARE OF PALM HARBOR		53			53
AFC PHYSICIANS OF FLORIDA		37	16	30%	53
JACOBI MEDICAL CENTER		50	3	6%	53
MIAMI VA HEALTHCARE SYSTEM			53	100%	53
Osprey Point Nursing Center		51	2	4%	53
KENDALL REGIONAL MEDICAL CENTER LAB	3		49	94%	52
INTERNAL MEDICINE SPECIALIST		46	6	12%	52
ADVENT HEALTH		49	3	6%	52
EXPERTUS LABORATORIES INC		24	28	54%	52
WEST COAST FAMILY MEDICAL CARE		38	14	27%	52
PARKSIDE INN		52			52
SNH BRFL TENANT LLC	2	50			52
STEINHATCHEE FAMILY MEDICAL CENTER□	1	45	5	10%	51
ARBOR OAKS AT TYRONE	5	46			51
GULFVIEW MEDICAL INSTITUTE		51			51
FLORIDA MEDICAL CLINIC LLC		34	17	33%	51
ATMORE COMMUNITY HOSPITAL LABORATORY		33	18	35%	51
NITE LITE PEDIATRICS - PORT ST. LUCIE		42	9	18%	51
ST FRANCIS HOSPITAL		45	6	12%	51
ROSECASTLE AT DELANEY CREEK		50	1	2%	51
CLARE BRIDGE OF SARASOTA		50	1	2%	51

COVID-19: testing by laboratory

Data through Jan 10, 2021 verified as of Jan 11, 2021 at 09:25 AM

Data in this report are provisional and subject to change.

The numbers in the table below represent the number of Florida and non-Florida residents for whom test results were received by the Department of Health. A person can be tested by more than one laboratory and can have both positive and negative results. **Therefore, the sum of the numbers in each column will be larger than the total number of people tested.**

Reporting lab	Inconclusive	Negative	Positive	Percent positive	Total
BROWARD HEALTH MEDICAL CENTER CLINICAL LAB			51	100%	51
PHYSICIANS PRIMARY CARE OF SOUTHWEST FLORIDA		39	12	24%	51
Peninsula Care and Rehab		49	2	4%	51
HAWTHORN HOUSE☐		41	10	20%	51
APOLLOMDX LABS		29	22	43%	51
SUMMERFIELD EMERGENCY ROOM		34	17	33%	51
BAPTIST MEDICAL CENTER SOUTH		37	13	26%	50
SEA PINES REHABILITATION HOSPITAL		50			50
WHITE WILSON MEDICAL CENTER IMMEDIATE CARE		2	48	96%	50
Darcy Hall Of Life Care		50			50
MINUTECLINIC DIAGNOSTIC OF TEXAS, LLC		43	7	14%	50
SONATA BOCA RATON		48	2	4%	50
RARITAN BAY PERTH AMBOY		47	3	6%	50
SUMMIT MEDICAL GROUP PA		48	2	4%	50
GATEWAY CARE CENTER		50			50
RITECARE MED CTR H			50	100%	50
PALM RIVER COMMUNITY HEALTH CENTER		45	5	10%	50
A2Z DIAGNOSTICS		48	1	2%	49
TUKA PEDIATRICS		7	42	86%	49
ALLEGRO		47	2	4%	49
FLORIDA HEALTH CARE		6	43	88%	49
USF		1	48	98%	49
BioReference Laboratories, Inc		6	43	88%	49
WALTON PLACE		49			49
SOLARIS SENIOR LIVING NORTH NAPLES		48	1	2%	49
ASHRAF MEDICAL GROUP PLLC DBA PULSE MD		49			49
PANCARE HEALTH GULF COUNTY		36	13	27%	49
SUNSHINE GARDENS		49			49
GENEDX		36	13	27%	49
HOSPICE OF THE TREASURE COAST		45	3	6%	48
ROHR HOME		45	3	6%	48
HERNANDO COUNTY FIRE RESCUE DISTRICT		23	25	52%	48
CHILDREN'S HOSPITAL OF ALABAMA		47	1	2%	48
ADVENT HEALTH CENTRA CARE - SAND LAKE		19	29	60%	48
PORT CHARLOTTE REHABILITATION CENTER		40	8	17%	48
INN AT THE FOUNTAINS, THE		34	14	29%	48
SARATOGA HOSPITAL LABORATORY		44	4	8%	48
MED ONE AT SAINT AUGUSTINE		33	15	31%	48
BIOIQ			48	100%	48
CAREMED INTERNAL MEDICINE		30	18	38%	48
NAPLES PEDIATRICS INC☐		43	5	10%	48
KINDRED HOSPITAL NORTH FLORIDA	2	42	4	8%	48
COURTYARD GARDENS OF JUPITER		48			48
SOFT CELL LABORATORIES		45	3	6%	48
MENTAL HEALTH CARE INC		42	6	13%	48
ALLIANCE PEDIATRICS		24	24	50%	48
ADVENT HEALTH CENTRA CARE - EAST ORLANDO		21	27	56%	48

COVID-19: testing by laboratory

Data through Jan 10, 2021 verified as of Jan 11, 2021 at 09:25 AM

Data in this report are provisional and subject to change.

The numbers in the table below represent the number of Florida and non-Florida residents for whom test results were received by the Department of Health. A person can be tested by more than one laboratory and can have both positive and negative results. **Therefore, the sum of the numbers in each column will be larger than the total number of people tested.**

Reporting lab	Inconclusive	Negative	Positive	Percent positive	Total
BAY CENTER HURRICANE SHELTER		48			48
HOSPICE OF THE EMERALD COAST INC - PANAMA CITY	1	44	2	4%	47
GREENLEAF ALF		46	1	2%	47
CHAMBREL AT ISLAND LAKE		46	1	2%	47
NAVARRE GARDENS		41	6	13%	47
PEDIATRIC CARE CENTER- JACKSONVILLE BEACH		19	28	60%	47
BARRY UNIVERSITY STUDENT HEALTH SERVICES		37	10	21%	47
TRINITY AL SENIOR HOUSING LLC□		44	3	6%	47
ALEXANDER NININGER STATE VETERANS		47			47
ARBOR TERRACE SAN JOSE LLC	2	44	1	2%	47
FIRSTCARE CLINIC		24	23	49%	47
SEMINOLE TRIBE OF FLORIDA		35	12	26%	47
INTERLAB		1	46	98%	47
H LEE MOFFITT CANCER CENTER MICRO		46			46
RITECARE MEDICAL CENTER		20	26	57%	46
COLLIER BLVD HMA PHYSICIAN MANAGEMENT LLC		46			46
EAST MANATEE FAMILY	1	1	44	96%	46
PREMIER PLACE HEALTHCARE AT THE GLENVIEW		46			46
PANCARE HEALTH - MALONE CLINIC		42	4	9%	46
HARTFORD HEALTH SERVICES LLC		46			46
MID FLORIDA PATHOLOGY LLC MOBILE UNIT #4		25	21	46%	46
MAGNOLIA MEDICAL CLINIC		7	38	84%	45
SOUTHPORT SQUARE HARBOUR HEALTH		45			45
ADVENT HEALTH MEDICAL GROUP OB GYN AT		39	6	13%	45
IMA MEDICAL GROUP		26	19	42%	45
FAMILY EXPRESS URGENT CARE			45	100%	45
REDI-MED WALK-IN FAMILY CARE			45	100%	45
DOH		21	24	53%	45
FINLAY CLINICAL LABORATORY		20	25	56%	45
PALM BAY PEDIATRICS		33	12	27%	45
GOOD HEARTS COVID TESTING		8	37	82%	45
ADVENT HEALTH - MOUNT DORA		6	39	87%	45
UNIVERSITY OF CENTRAL FLORIDA HEALTH SERVICES		45			45
EMERALD COAST BEHAVIORAL HOSPITAL		43	2	4%	45
MCW MENTAL HEALTH LLC		44	1	2%	45
POPLAR HEALTHCARE PLLC	1	11	33	73%	45
HEALTH FIRST - CAPE CANAVERAL HOSPITAL		1	44	98%	45
WINTER GARDEN REHAB AND NURSING CENTER		40	4	9%	44
MOOSEHAVEN LIFE CARE CENTER		44			44
HARMONY CLINIC		1	43	98%	44
VISITING PHYSICIANS ASSOCIATION		40	4	9%	44
BUECHELE DENTAL PA DBA CLERMONT FAMILY DENTISTRY		35	9	20%	44
SOUTHEAST ALABAMA MEDICAL CENTER			44	100%	44
COOPER FAMILY MEDICAL PLLC		33	11	25%	44
TROY REGIONAL MEDICAL CENTER		36	8	18%	44
PEDIATRICS OF CENTRAL FLORIDA – SAINT CLOUD	2	40	2	5%	44
VITAS HEALTHCARE CORP OF FLORIDA		44			44

COVID-19: testing by laboratory

Data through Jan 10, 2021 verified as of Jan 11, 2021 at 09:25 AM

Data in this report are provisional and subject to change.

The numbers in the table below represent the number of Florida and non-Florida residents for whom test results were received by the Department of Health. A person can be tested by more than one laboratory and can have both positive and negative results. **Therefore, the sum of the numbers in each column will be larger than the total number of people tested.**

Reporting lab	Inconclusive	Negative	Positive	Percent positive	Total
BIOREFERENCE LABORATORIES		3	41	93%	44
PRECISION HEALTH SOLUTIONS LAB		9	35	80%	44
ALLIANCE OF PHYSICIANS AGAINST COVID-19			44	100%	44
STUART URGENT CARE			43	100%	43
FAMILY EXTENDED CARE OF WINTER HAVEN		41	2	5%	43
Summit Medical Group, Pa DbA Citymd		39	4	9%	43
LITTLE NECK URGENT CARE		41	2	5%	43
PREMIER MEDICAL ASSOCIATES		43			43
ORCHID COVE AT DAYTONA		38	5	12%	43
RAINBOW PEDIATRICS PC LLC / BREAKFAST POINT		38	5	12%	43
LAKE HOWELL FAMILY MEDICINE ASSOCIATES		36	7	16%	43
CAPE REGIONAL MEDICAL CENTER		41	2	5%	43
BRANCH MEDICAL CLINIC			43	100%	43
LAKE GIBSON VILLAGE, LLC		43			43
QUOTIENT SCIENCES			43	100%	43
Guardian Care Nursing and Rehabilitation Center		43			43
QUALITY URGENT CARE AND WELLNESS		31	12	28%	43
ADVENT HEALTH - LAKE MARY		35	8	19%	43
PATRICK AIR FORCE BASE		3	40	93%	43
LAKE MARY KIDS CENTRA CARE		33	10	23%	43
PRIMECARE AT TWIN LAKES			43	100%	43
CARDIOLOGY AND MEDICINE ASSOCIATES		33	9	21%	42
CLINICAL LABORATORY		42			42
FLORIDA HOSPITAL		26	16	38%	42
VALENCIA HOUSE ALF		42			42
DELAND WELLNESS CENTER			42	100%	42
MARQUIS LABS, LLC		42			42
COOPER FAMILY MEDICAL, PLLC		36	6	14%	42
Golfview Healthcare Center		42			42
Atlantic Shore Nursing and Rehab		42			42
CENTRA CARE – APOPKA	1	2	39	93%	42
PEDIATRICS OF CENTRAL FLORIDA KISSI		33	8	20%	41
PRINCETON VILLAGE☐		38	3	7%	41
TRADITIONAL HOME HEALTH OF PALM BEACH INC		41			41
TGH URGENT CARE POWERED BY FAST TRACK			41	100%	41
WEST ISLIP URGENT CARE		39	2	5%	41
FHMG_CTR FOR SENIOR HEALTH		36	5	12%	41
MAIMONIDES-SHALOM ACADEMY, INC		40	1	2%	41
ADVANCED MEDICAL OF NAPLES LLC			41	100%	41
SOMERBY OF SANTA ROSA BEACH		39	2	5%	41
PENNSYLVANIA DEPT OF HEALTH		20	21	51%	41
VITAS HEALTHCARE CORPORATION OF FLORIDA		39	2	5%	41
GRAND ST PAUL CVS		41			41
ROCHESTER GENERAL HOSPITAL LABORATORY		38	3	7%	41
BRONX LEBANON HOSPITAL-MEDICAL CENTER		37	4	10%	41
ROCKLEDGE REGIONAL MEDICAL CENTER		30	11	27%	41
FLORIDA HOSPITAL NEW SMYRNA		4	37	90%	41

COVID-19: testing by laboratory

Data through Jan 10, 2021 verified as of Jan 11, 2021 at 09:25 AM

Data in this report are provisional and subject to change.

The numbers in the table below represent the number of Florida and non-Florida residents for whom test results were received by the Department of Health. A person can be tested by more than one laboratory and can have both positive and negative results. **Therefore, the sum of the numbers in each column will be larger than the total number of people tested.**

Reporting lab	Inconclusive	Negative	Positive	Percent positive	Total
NEW YORK PRESBYTERIAN - QUEENS DIAGNOSTIC		39	1	3%	40
UTAH CVS PHARMACY, LLC		38	2	5%	40
DAVID POSNACK JEWISH DAY SCHOOL		40			40
QHC UPSTATE MEDICAL PC		33	7	18%	40
FLORIDA MEDICAL CLINIC PA		35	5	13%	40
QUALITY URGENT CARE AND WELLNESS PL		26	14	35%	40
CLINICAL PATHOLOGY LABORATORIES, INC		40			40
ADVENT HEALTH EXPRESS CARE		4	36	90%	40
PACIFICA SENIOR LIVING OCALA		35	5	13%	40
PRIDE DIAGNOSTICS		24	16	40%	40
BURRY'S PHARMACY INC		23	17	43%	40
CEDAR CREEK AT KINGS BAY INC		39			39
JACKSON COUNTY HEALTH DEPARTMENT		17	22	56%	39
NEXT MOLECULAR ANALYTICS		9	30	77%	39
CLINICAL RESEARCH SEQUENCING PLATFORM		8	31	79%	39
URGENT CARE & WELLNESS CENTER		10	29	74%	39
BAY PINES MEDICAL ASSOCIATES		1	38	97%	39
JUNIPER VILLAGE AT CAPE CORAL		34	5	13%	39
MOBILE DOC FL, LLC		28	11	28%	39
LOURDES HOSPITAL INC		37	2	5%	39
BISHOP GRADY VILLAS		39			39
CAPITAL REGIONAL MEDICAL CENTER		2	37	95%	39
MEDEX MEDICAL EXPRESS OF PALATKA LLC			39	100%	39
BAY COUNTY JAIL ANNEX		34	5	13%	39
CORAL GABLES HOSPITAL			38	100%	38
ECOLAB GROUP		7	31	82%	38
BOND CLINIC, PA		9	29	76%	38
ADVENT HEALTH - LAKE WALES		28	10	26%	38
FIRST CHOICE URGENT CARE		10	28	74%	38
LAKE CITY VA MEDICAL CENTER			38	100%	38
Coastal Health and Rehabilitation Center		36	2	5%	38
NORTH SHORE MEDICAL LABS	1	34	3	8%	38
HOMEWOOD RESIDENCE AT FREEDOM PLAZA		37	1	3%	38
SUNCOAST URGENT CARE		18	20	53%	38
life Care Center of Melbourne		23	15	39%	38
UNIVERSITY OF ALABAMA		35	3	8%	38
BENTON HOUSE OF ST. JOHNS		36	2	5%	38
FLORIDA HEALTH CARE DELAND			38	100%	38
INTERNAL MEDICINE ASSOCIATES PA		35	3	8%	38
NEOGENOMICS LABORATORIES INC		38			38
MOLECULAR DIAGNOSTICS		5	33	87%	38
KINDRED AT HOME		30	8	21%	38
NORTH FLORIDA MEDICAL CENTER		35	3	8%	38
VENICE REGIONAL MEDICAL CENTER BAYFRONT HEALTH		12	25	68%	37
FAMILY EXTENDED CARE OF SEBRING INC		35	2	5%	37
ADVENTHEALTH EXPRESS CARE AT WALGREENS		24	13	35%	37
BOULEVARD REHABILITATION CENTER		24	13	35%	37

COVID-19: testing by laboratory

Data through Jan 10, 2021 verified as of Jan 11, 2021 at 09:25 AM

Data in this report are provisional and subject to change.

The numbers in the table below represent the number of Florida and non-Florida residents for whom test results were received by the Department of Health. A person can be tested by more than one laboratory and can have both positive and negative results. **Therefore, the sum of the numbers in each column will be larger than the total number of people tested.**

Reporting lab	Inconclusive	Negative	Positive	Percent positive	Total
HR SARASOTA OPERATOR LLC		25	12	32%	37
HOLZER HEALTH CENTER		5	32	86%	37
THE COLLIER AT NAPLES		36	1	3%	37
LARA HEALTH AND WELLNESS CENTER LLC		37			37
ONE MILO		37			37
MISSION OAKS ASSISTED LIVING□		36	1	3%	37
PONCE THERAPY CARE CENTER		34	3	8%	37
LA MER NH LLC□		33	4	11%	37
CYPRESS COVE		34	3	8%	37
PATHOGENIUS LABORATORIES		30	7	19%	37
PHILLIPPE RIDGE		25	12	32%	37
SH HERON EAST LLC□		37			37
FLORIDA DEPARTMENT OF HEALTH CLAY COUNTY		25	12	32%	37
EGLIN AFB		9	28	76%	37
HEALTHPOINT MED GRP OF THE EMERALD COAST LLC		26	11	30%	37
Palms at Ponte Vedra Assisted Livning and Memory Care		36	1	3%	37
NORTHWELL HEALTH PLAINVIEW HOSPITAL LABORATORY		27	9	25%	36
DOH-WEST PALM BEACH BRANCH LABORATORY		2	34	94%	36
BVL/LITTLE ANGEL PEDIATRICS		36			36
FERN PARK DEVELOPMENTAL CENTER			36	100%	36
CENTRA CARE – LAKE NONA		3	33	92%	36
MINUTECLINIC DIAGNOSTIC OF OHIO LLC		25	11	31%	36
ST PETERSBURG PEDIATRICS-SEMINOLE BLVD		29	7	19%	36
EC OPCO PENSACOLA, LLC		35			35
BAYSHORE PATHOLOGY CONSULTANTS PA		34	1	3%	35
BEEHIVE HOMES OF GULF BREEZE		19	16	46%	35
ERDOX		33	2	6%	35
P23 LABS		35			35
HOME CARE PHARMACY		35			35
CITYMD OF MANAHAWKIN		33	2	6%	35
ADVENT HEALTH - FISH MEMORIAL		2	33	94%	35
PRACTICE MANAGEMENT OF AMERICA, INC.		7	28	80%	35
WUESTHOFF MEMORIAL HOSPITAL			35	100%	35
BROOKDALE JENSEN BEACH□		34	1	3%	35
IRL		4	31	89%	35
MEDLOGIC LABORATORIES		3	32	91%	35
AU HEALTH		28	7	20%	35
BARTON HEALTH ALLIANCE		2	32	94%	34
TUSCAN GARDENS OF DELRAY BEACH MANAGEMENT COMPANY,		34			34
GRAND OAKS OF PALM CITY LLC□	1	31	2	6%	34
TERRACE AT HOBE SOUND, THE	1	31	2	6%	34
PARAMOUNT WALK-IN CLINIC		1	33	97%	34
PENSACOLA PEDIATRICS, PA		27	7	21%	34
WOLFF CTR FOR CHILD & ADOLESCENT HEALTH PLLC,THE		22	12	35%	34
MINUTECLINIC LLC #5157		28	6	18%	34
AMERICAN HOUSE COCONUT POINT		31	3	9%	34
TITUSVILLE FAMILY PRACTICE		14	20	59%	34

COVID-19: testing by laboratory

Data through Jan 10, 2021 verified as of Jan 11, 2021 at 09:25 AM

Data in this report are provisional and subject to change.

The numbers in the table below represent the number of Florida and non-Florida residents for whom test results were received by the Department of Health. A person can be tested by more than one laboratory and can have both positive and negative results. **Therefore, the sum of the numbers in each column will be larger than the total number of people tested.**

Reporting lab	Inconclusive	Negative	Positive	Percent positive	Total
INN AT ASTON GARDENS AT PELICAN POINTE,THE		34			34
QUICK CARE MED LLC		28	6	18%	34
BIOFIRE		7	26	79%	33
REDI-MED WALK IN FAMILY CLINIC			33	100%	33
COLLIER HMA PHYSICIAN MANAGEMENT LLC		26	7	21%	33
METRO KNOXVILLE HMA		25	8	24%	33
Kensington Gardens		33			33
GENESIS DERMATOLOGY		30	3	9%	33
CITRUS COUNTY HEALTH DEPARTMENT		32	1	3%	33
NORTH FLORIDA PEDIATRICS		30	3	9%	33
TAYLORVILLE FAMILY MEDICINE		26	7	21%	33
AYERS NURSING AND REHABILITATION CENTER		33			33
PRMG - EAST NAPLES		23	10	30%	33
RASHDA ALBIBI M.D. P.A.		30	3	9%	33
KAPG ST AUGUSTINE SENIOR HOUSING OPCO LLC		33			33
SANFORD MOBILE LAB PGA TOUR		32	1	3%	33
BETHESDA HEALTH URGENT CARE			33	100%	33
ST. MARYS MEDICAL CENTER		1	32	97%	33
WALGREENS 9627		30	3	9%	33
ACCURATE DIAGNOSTIC LAB		32	1	3%	33
ADVENTIST HEALTH SYSTEM FLORIDA		26	7	21%	33
AHSE ROP		32	1	3%	33
BOND CLINIC		3	30	91%	33
LINCOLN DIAGNOSTIC LAB		32	1	3%	33
AFTER HOURS PEDIATRICS			33	100%	33
FAST PACE MEDICAL CLINIC, PLLC		29	4	12%	33
PERSONAL PEDIATRICS		28	4	13%	32
L&S SENIOR CARE DBA ARCADIA OAKS	1	31			32
JACKSON HEALTH SYSTEM		1	31	97%	32
University Hospital		28	4	13%	32
VETERAN AFFAIRS MEDICAL CENTER - JAMES J PETERS		30	2	6%	32
WESTMINSTER ST AUGUSTINE		32			32
FHMG- FLORIDA HOSPITAL MEDICAL GROUP		24	8	25%	32
Citymd Of Toms River		29	3	9%	32
AZALEA TRACE PHYSICIAN SERVICES		32			32
BRIDGEVIEW CENTER LLC□		27	5	16%	32
MEDRITE URGENT CARE		24	8	25%	32
ANGELS DIAGNOSTIC GROUP		24	8	25%	32
MOOSEHAVEN HEALTH CENTER		12	20	63%	32
IPSUM DIAGNOSTICS		3	29	91%	32
MAINSTREET FAMILY URGENT CARE		1	31	97%	32
UNION MEDICAL CARE PLLC		32			32
OPIS COQUINA CENTER		32			32
PHYSICIAN ASSOCIATES LLC		26	6	19%	32
MINUTECLINIC DIAGNOSTIC OF RHODE ISLAND, LLC #1544		31	1	3%	32
Heartland Health Care Center North Sarasota		18	14	44%	32
LEVY COUNTY DEPARTMENT OF HEALTH		25	7	22%	32

COVID-19: testing by laboratory

Data through Jan 10, 2021 verified as of Jan 11, 2021 at 09:25 AM

Data in this report are provisional and subject to change.

The numbers in the table below represent the number of Florida and non-Florida residents for whom test results were received by the Department of Health. A person can be tested by more than one laboratory and can have both positive and negative results. **Therefore, the sum of the numbers in each column will be larger than the total number of people tested.**

Reporting lab	Inconclusive	Negative	Positive	Percent positive	Total
VILLAGE ON THE ISLE☐		27	5	16%	32
MINUTECLINIC DIAGNOSTIC OF NORTH CAROL		26	6	19%	32
MISIR DRUGS LLC		26	6	19%	32
PLAINVIEW URGENT CARE		30	2	6%	32
VETERANS HOME			32	100%	32
RITE MEDICAL CARE PC		32			32
ST AUGUSTINE PEDIATRIC ASSOC		30	2	6%	32
REGENCY PARK ASSISTED LIVING FACILITY		29	2	6%	31
MEASE COUNTRYSIDE HOSPITAL			31	100%	31
LabCorp L#09258130 M#09258125		12	19	61%	31
DISCOVERY COMMONS AT BRADENTON		31			31
COLLIER ANESTHESIA PAIN LLC		31			31
ESCAMBIA COUNTY JAIL		18	13	42%	31
NIGHT LITE PEDIATRICS URGENT CARE CENTER			31	100%	31
HOSPICE OF MARTIN & ST LUCIE, INC		31			31
HERNANDO ENDOSCOPY AND SURGERY CENTER		24	7	23%	31
LAKE WALES OPERATING GROUP LLC		29	2	6%	31
MICHAEL AKPEKE MD		22	9	29%	31
MAUREEN OROURKE-FUTEY			31	100%	31
NIGHT LITE PEDIATRICS CENTER LLC		8	23	74%	31
CRESTVIEW URGENT CARE			31	100%	31
ST PETERSBURG PEDIATRICS-PARK BLVD		20	10	33%	30
MORTON PLANT			30	100%	30
TRADITIONAL HOME CARE INC		29	1	3%	30
AMEERAH LABS			30	100%	30
WESTWOOD NURSING AND REHABILITATION		28	2	7%	30
SPRING MANOR ASSISTED LIVING		30			30
SOUTHERN LABORATORY		6	24	80%	30
MINUTECLINIC DIAGNOSTIC OF SOUTH CARO		24	6	20%	30
CALADIUM PEDIATRICS		28	2	7%	30
HERITAGE WATERSIDE		27	3	10%	30
PECONIC BAY MEDICAL CENTER LABORATORY		24	6	20%	30
STEWART MEDICAL GROUP, INC		21	9	30%	30
LONGLEAF DIAGNOSTIC LABORATORIES		3	27	90%	30
FELICIDAD MEDICAL CENTER			30	100%	30
PHOSPHORUS DIAGNOSTICS		27	3	10%	30
ADVENT HEALTH PRIMARY CARE PLUS, WINTER GARDEN		26	4	13%	30
IMA MEDICAL GROUP POINCIANA		14	16	53%	30
MINUTECLINIC LLC #214		20	10	33%	30
GENTIVA HEALTH SERVICES CERTIFIED INC		29	1	3%	30
ALL MY KIDS PEDIATRICS INC		18	12	40%	30
HIGHLANDS LAKE CENTER		27	3	10%	30
NEUROINTERNATIONAL SARASOTA		28	2	7%	30
THE TERRACE AT IVY ACRES ALF		11	19	63%	30
CENTRA CARE - DR. PHILLIPS		1	28	97%	29
CSL PLASMA INC		7	22	76%	29
ARBOR TERRACE ORTEGA LLC		29			29

COVID-19: testing by laboratory

Data through Jan 10, 2021 verified as of Jan 11, 2021 at 09:25 AM

Data in this report are provisional and subject to change.

The numbers in the table below represent the number of Florida and non-Florida residents for whom test results were received by the Department of Health. A person can be tested by more than one laboratory and can have both positive and negative results. **Therefore, the sum of the numbers in each column will be larger than the total number of people tested.**

Reporting lab	Inconclusive	Negative	Positive	Percent positive	Total
EVERLYWELL		16	13	45%	29
NEMOURS CHILDRENS CLINIC		22	7	24%	29
PANCARE HEALTH - FREEPORT CLINIC SUITE B		25	4	14%	29
BELVEDERE COMMONS OF SUN CITY CENTER□		29			29
P4CLINICAL	3	2	24	83%	29
Okeechobee Health Care Facility		16	13	45%	29
PRO HEALTH HARMONY		29			29
COMPREHENSIVE CHILDCARE		23	6	21%	29
MINUTECLINIC DIAGNOSTIC OF NORTH CARO		26	3	10%	29
JACKSONVILLE UNIVERSITY		27	2	7%	29
PANCARE HEALTH - JACKSON COUNTY		20	9	31%	29
UNIV OF ROCHESTER-STRONG MEMORIAL HOSP		28	1	3%	29
MINUTECLINIC DIAGNOSTIC		29			29
SUNTREE INTERNAL MEDICINE		29			29
LONG ISLAND JEWISH MED CTR		27	2	7%	29
MINUTE CLINIC INCORPORATE		23	5	18%	28
PALM GARDEN OF JACKSONVILLE		27	1	4%	28
MENORAH HOUSE		27	1	4%	28
NURSES HELPING HANDS INC ALF		28			28
ABSOLUTE GENOMICS		13	15	54%	28
PENSACOLA DEVELOPMENTAL CENTER		12	16	57%	28
WESTWOOD NURSING & REHAB		17	11	39%	28
PALM BAY HOSPITAL			28	100%	28
Flagler Health and Rehabilitation		27	1	4%	28
ACTIVE SENIOR LIVING		26	2	7%	28
CENTRAL FLORIDA PEDIATRICS		13	15	54%	28
CINNAMON COVE ALF		28			28
University Hills health and Rehabilitation		19	9	32%	28
BERNHARDT LABORATORIES		9	19	68%	28
EDEN AT CRESTVIEW		12	16	57%	28
LAKELAND NURSING AND REHABILITATION CENTER			28	100%	28
PORT ST LUCIE HOSPITAL		25	3	11%	28
ORLANDO LUTHERAN TOWERS ASSISTED LIVING		28			28
S-H THIRTY FIVE OPCO - LUTZ, LLC		27	1	4%	28
CORNERSTONE MEDICAL CARE OF BRANDON PL		25	3	11%	28
FLAGLER COUNTY DETENTION CENTER		26	2	7%	28
THOMAS INTERNAL MEDICINE		25	3	11%	28
UNION MEDICAL CARE		28			28
TURNING POINT OF TAMPA		24	4	14%	28
WILLOWBROOKE COURT AT ST ANDREWS ESTATES		23	4	15%	27
CDC		17	10	37%	27
RENAISSANCE SENIOR LIVING	1	26			27
SUNCOAST LABS			27	100%	27
SANTA BARBARA CARE CENTER		17	10	37%	27
LUTHERAN HAVEN ASSISTED LIVING		27			27
CARE CENTERS OF NASSAU		26	1	4%	27
SOLARIS SENIOR LIVING OF MERRITT ISLAND		27			27

COVID-19: testing by laboratory

Data through Jan 10, 2021 verified as of Jan 11, 2021 at 09:25 AM

Data in this report are provisional and subject to change.

The numbers in the table below represent the number of Florida and non-Florida residents for whom test results were received by the Department of Health. A person can be tested by more than one laboratory and can have both positive and negative results. **Therefore, the sum of the numbers in each column will be larger than the total number of people tested.**

Reporting lab	Inconclusive	Negative	Positive	Percent positive	Total
EXPRESS CARE OF BELLEVIEW		27			27
TREASURE COAST FORENSIC TREATMENT CTR		13	14	52%	27
ROYAL CARE OF AVON PARK		24	3	11%	27
SOUTHSIDE HOSPITAL NORTHWELL HEALTH LABORATORY		24	3	11%	27
ISLAND URGENT CARE PLLC		27			27
MARIANNA HEALTH AND REHABILITATION CENTER		27			27
ADVANCED EMURGENT CARE		8	19	70%	27
OAKTREE HEALTHCARE			27	100%	27
MINUTE CLINIC LLC #2216		25	2	7%	27
CONNECTICUT DEPARTMENT OF HEALTH		22	5	19%	27
UCLA HEALTHCARE CLINICAL LABS		23	4	15%	27
RADIOLOGY ASSOCIATES OF VENICE AND ENGLEWOOD		26	1	4%	27
ARIZONA DEPARTMENT OF HEALTH SERVICES			27	100%	27
RENAISSANCE AT THE TERRACES		27			27
PULMONARY SPECIALISTS OF THE PALM BEACHES		16	10	38%	26
WEST		14	12	46%	26
LOOP PEDIATRICS		22	4	15%	26
CDR MAGUIRE INC	1	2	23	88%	26
PREMISE HEALTH MIA			26	100%	26
TGH URGENT CARE - RIVERVIEW			26	100%	26
GRAMERCY PARK URGENT CARE		26			26
BAYCARE HEALTH SYSTEMS		1	25	96%	26
KEY PRIMARY CARE			26	100%	26
STATEN ISLAND UNIVERSITY HOSPITAL-POUCH		26			26
CENTRA CARE – SAND LAKE		1	25	96%	26
CLINCLOUD, LLC			26	100%	26
BONIFAY NURSING AND REHAB CENTER			26	100%	26
HEALTH FIRST - VIERA HOSPITAL		1	25	96%	26
CDR MAGUIRE - MIAMI BEACH CC MISSION 17388		2	24	92%	26
DESOTO PALMS ALF		26			26
BOND AND STEELE CLINIC, PA		23	3	12%	26
LINCOLN MEDICAL AND MENTAL HEALTH CENTER		24	2	8%	26
PORT SAINT JOHN FAMILY PRACTICE		18	8	31%	26
MONCRIEF ARMY HEALTH CLINIC			26	100%	26
INNOVATION CLINICAL TRIALS, INC			26	100%	26
ADVENT HEALTH PARTIN SETTLEMENT HEALTH PARK		18	8	31%	26
THE MINIER URGENT CARE		20	6	23%	26
SANIBEL INTERNAL MEDICINE, LLC		24	2	8%	26
RIVERHEAD URGENT CARE		24	1	4%	25
FAMILY EXTENDED CARE OF PUNTA GORDA		25			25
ADVENT HEALTH CENTRA CARE - LAKE BUTLER BOULEVARD			25	100%	25
CVS		1	24	96%	25
ST. CLOUD HOSPITAL		20	5	20%	25
FAMILY CARE PARTNERS		15	10	40%	25
WOMENS CARE FLORIDA LABORATORY		25			25
MORTON PLANT HOSPITAL NURSING			25	100%	25
BOCA BIOLISTIC REFERENCE LAB			25	100%	25

COVID-19: testing by laboratory

Data through Jan 10, 2021 verified as of Jan 11, 2021 at 09:25 AM

Data in this report are provisional and subject to change.

The numbers in the table below represent the number of Florida and non-Florida residents for whom test results were received by the Department of Health. A person can be tested by more than one laboratory and can have both positive and negative results. **Therefore, the sum of the numbers in each column will be larger than the total number of people tested.**

Reporting lab	Inconclusive	Negative	Positive	Percent positive	Total
DEVELOPMENTAL DISABILITIES DEFENDANT PROGRAM		25			25
RJ LEE GROUP	1	23	1	4%	25
MICHAEL J D'AMBROSE MD PA		23	2	8%	25
BAY REGIONAL URGENT CARE	1	14	10	40%	25
ARCPPOINT LABS OF FORT LAUDERDALE		25			25
BAY COUNTY SHERIFFS OFFICE JAIL FACILITY		21	4	16%	25
SANITAS		4	21	84%	25
WALK IN MEDICAL URGENT CARE		25			25
UNIPATH		18	7	28%	25
WAVE CREST HEALTH AND REHABILITATION CENTER		25			25
SOS MOBILE MEDICAL CARE LLC		21	4	16%	25
JEFFERSON COUNTY HEALTH DEPARTMENT-MONTICELLO		13	12	48%	25
S-H THIRTY FIVE OPCO - ORANGE CITY, LLC		18	7	28%	25
JAMAICA HOSPITAL MEDICAL CENTER		23	2	8%	25
ROYAL PALM SENIOR RESIDENCE		25			25
HOLY NAME HOSPITAL LABORATORY		24	1	4%	25
MEDCOMP SCIENCES			24	100%	24
AVENTIS BIO-SERVICES CTL		24			24
WEINBERG VILLAGE		23	1	4%	24
THE CHAPPEL GROUP RESEARCH		24			24
WASHINGTON COUNTY HEALTH DEPARTMENT		13	11	46%	24
Lanier Rehab			24	100%	24
TARPON BAYOU CENTER			24	100%	24
SENIOR HEALTH OF WINTER PARK DUNDEE		24			24
GEORGE SAFRAN MD PC		22	2	8%	24
BULLS HEAD URGENT CARE		24			24
FHMG-FLORIDA HOSPITAL MEDICAL GROUP		20	4	17%	24
TRUGENX		1	23	96%	24
BARNES HEALTHCARE OF FLORIDA LLC		23	1	4%	24
MADWAR		19	5	21%	24
FLORIDA DEPARTMENT OF HEALTH IN TAYLOR COUNTY		16	8	33%	24
HARBORCHASE OF WELLINGTON CROSSING		22	2	8%	24
EAST HILL MEDICAL GROUP		17	7	29%	24
VILLAGES REHABILITATION AND NURSING CENTER		24			24
MAKO MEDICAL		16	8	33%	24
HERITAGE OAKS ASSISTED LIVING & MEMORY CARE		20	4	17%	24
VASSAR BROTHERS MEDICAL CENTER LABORATORY		23	1	4%	24
COURTYARDS OF ORLANDO		24			24
WELLNOW URGENT CARE		23	1	4%	24
PHYSICIANS PRIMARY CARE OF SW FLORIDA PL		24			24
LIFESTREAM BEHAVIORIAL CENTER		11	13	54%	24
GREENRIDGE GROUP HOME	3	4	17	71%	24
HENNEPIN COUNTY MEDICAL CENTER (HCMC)		13	11	46%	24
UNIVERSITY MEDICAL CTR OF PRINCETON AT		22	2	8%	24
WESTMINSTER WOODS ON JULINGTON CREEK		22	2	8%	24
MINUTECLINIC DIAGNOSTIC OF RHODE ISLAND, LLC #212		24			24
LABORATORY DYNAMICS		20	4	17%	24

COVID-19: testing by laboratory

Data through Jan 10, 2021 verified as of Jan 11, 2021 at 09:25 AM

Data in this report are provisional and subject to change.

The numbers in the table below represent the number of Florida and non-Florida residents for whom test results were received by the Department of Health. A person can be tested by more than one laboratory and can have both positive and negative results. **Therefore, the sum of the numbers in each column will be larger than the total number of people tested.**

Reporting lab	Inconclusive	Negative	Positive	Percent positive	Total
NOBLE SENIOR LIVING		3	20	87%	23
CROSSROADS URGENT CARE		14	9	39%	23
NEW JERSEY		22	1	4%	23
NORTH CENTRAL BRONX HOSPITAL		22	1	4%	23
MIDDLETOWN MEDICAL P C		14	9	39%	23
WEST VOLUSIA FAMILY AND SPORTS MEDICINE		23			23
THE WATERMARK AT VISTAWILLA		23			23
ISLAND COAST PEDIATRICS PA		22	1	4%	23
INSTITUTE OF PATHOLOGY KINGS COUNTY		23			23
PARK WEST MEDICAL CENTER		22	1	4%	23
ADVENT HEALTH - LAKE MARY PEDIATRICS		16	7	30%	23
STATE LAB		2	21	91%	23
AVALON PARK RETIREMENT RESIDENCE		23			23
LORI MCAULIFFE MD PA		14	9	39%	23
EGL GENETIC DIAGNOSTICS		1	22	96%	23
UNIVERSITY HILLS HEALTH AND REHABILITATION CENTER		18	5	22%	23
LAKE REGIONAL URGENT CARE		1	22	96%	23
PALM BEACH COUNTY FIRE RESCUE		21	2	9%	23
THE RESIDENCE AT TIMBER PINES		23			23
SACRED HEART HEALTH SYSTEM INC		20	3	13%	23
NIGHT LITE PEDIATRIC CENTER		10	13	57%	23
WUESTHOFF MEDICAL CENTER-MELBOURNE			23	100%	23
THE TERRACE OF JACKSONVILLE		3	20	87%	23
MONTEFIORE NEW ROCHELLE HOSPITAL		22	1	4%	23
COLORADO DEPARTMENT OF HEALTH LABORATORY SERVICES DIVISION			23	100%	23
EMERITUS AT NAPLES	1	22			23
FLAGLER HOSPITAL INC	2		21	91%	23
PENSACOLA PEDIATRICS - PACE		16	7	30%	23
UF HEALTH NORTH JACKSONVILLE			23	100%	23
NORTH FLORIDA PEDIATRICS - JACKSONVILLE		20	2	9%	22
WESTPAC LABS		1	21	95%	22
BROOKDALE UNIVERSITY HOSPITAL		21	1	5%	22
TEN HEALTHCARE		6	16	73%	22
FIRST CHOICE PEDIATRICS LOOP		20	2	9%	22
FINLAY C. LABORATORY		3	19	86%	22
MADISON COUNTY MEMORIAL HOSP		12	10	45%	22
MOBILE DIVISION LABORATORY		7	15	68%	22
MAYO CLINIC JACKSONVILLE		1	21	95%	22
COLONY CARE CENTER		13	9	41%	22
MINUTECLINIC DIAGNOSTIC OF NEW JERSEY		19	3	14%	22
CALHOUN COUNTY HEALTH DEPT		5	17	77%	22
SARASOTA MEMORIAL NURSING & REHABILITATION CTR		22			22
APOLLO SURGERY CENTER		20	2	9%	22
WEST BROWARD CARE CENTER		20	2	9%	22
DIACARTA INC.		22			22
KINDRED HOSPITAL CENTRAL TAMPA BLOOD GAS		22			22
MED PLUS FLORENCE		18	4	18%	22

COVID-19: testing by laboratory

Data through Jan 10, 2021 verified as of Jan 11, 2021 at 09:25 AM

Data in this report are provisional and subject to change.

The numbers in the table below represent the number of Florida and non-Florida residents for whom test results were received by the Department of Health. A person can be tested by more than one laboratory and can have both positive and negative results. **Therefore, the sum of the numbers in each column will be larger than the total number of people tested.**

Reporting lab	Inconclusive	Negative	Positive	Percent positive	Total
CHILDREN'S MEDICAL CENTER			22	100%	22
GOOD SAMARITAN HOSPITAL LABORATORY		19	3	14%	22
ROCKLEDEGE REGIONAL MEDICAL CENTER		17	5	23%	22
WALGREENS 4915		21	1	5%	22
PSL NAPLES BH OPERATIONS, LLC		22			22
FLORIDA PEDIATRICS		6	16	73%	22
WARDE MEDICAL LABORATORY		15	7	32%	22
MILLENNIUM PHYSICIAN GROUP LLC		18	4	18%	22
VETERANS AFFAIRS MEDICAL CENTER - NEW YORK HARBOR		21	1	5%	22
LAKEVIEW HEALTH CARE SYSTEMS		8	14	64%	22
LAKELAND REGIONAL HEALTH PABLO		21	1	5%	22
LABORATORY ALLIANCE OF CENTRAL NEW YORK		21	1	5%	22
WALGREENS 3145		19	3	14%	22
SUNQUEST		3	19	86%	22
STAT ONE URGENT CARE CENTER			22	100%	22
EASYCARE WALK-IN CLINIC		11	11	50%	22
ASHTON PLACE	2	16	4	18%	22
UPMC CHAUTAUQUA AT WCA LABORATORY		20	1	5%	21
AMMON ANALYTICAL LABORATORIES		18	3	14%	21
RESIDENCE AT BAY VUE		20	1	5%	21
INTERNATIONAL MEDICAL LABORATORY INC		21			21
NAPHCARE, INC.		11	10	48%	21
WINDERMERE MEDICAL CENTER		18	3	14%	21
CLINICAL PATHOLOGY LABORATORIES SOUTHEAST			21	100%	21
PATHGROUP			21	100%	21
PHYSICIANS STAT		2	19	90%	21
HUNT CLUB PEDIATRIC ASSOCIATES LLC		19	2	10%	21
CHIPOLA MEDICAL ASSOCIATES		4	17	81%	21
MINUTE CLINIC DIAGNOSTIC OF SC, LLC #75		20	1	5%	21
EPIC REFERENCE LABS INC			21	100%	21
WALGREENS 2941		20	1	5%	21
MOBILE MEDICAL ASSOCIATES PL		9	12	57%	21
The Ponce Therapy Care Center		21			21
GASTROENTEROLOGY ASSOCIATES OF PENSACOLA PA		20	1	5%	21
ST JUDE CHILDRENS RESEARCH HOSPITAL		21			21
COASTAL SKIN SURGERY AND DERMATOLOGY		14	7	33%	21
ANDALUSIA HEALTH		10	11	52%	21
BROWARD HEALTH IMPERIAL POINT NURSING			21	100%	21
LABCORP BURLINGTON		8	13	62%	21
FLORIDA PEDIATRIC GROUP PA		19	2	10%	21
ARDEN COURTS OF WINTER SPRINGS		18	3	14%	21
LUTHERAN HAVEN EXTENDED CONGREGATE CAR		21			21
STETSON UNIVERSITY STUDENT HEALTH CENTER		3	18	86%	21
AMERICAN ESOTERIC LABORATORIES		6	15	71%	21
PANCARE HEALTH - BONIFAY K-8			21	100%	21
PRIME CARE ONE LLC/HARBORCHASE OF VENICE			20	100%	20
DELCARE PA		14	6	30%	20

COVID-19: testing by laboratory

Data through Jan 10, 2021 verified as of Jan 11, 2021 at 09:25 AM

Data in this report are provisional and subject to change.

The numbers in the table below represent the number of Florida and non-Florida residents for whom test results were received by the Department of Health. A person can be tested by more than one laboratory and can have both positive and negative results. **Therefore, the sum of the numbers in each column will be larger than the total number of people tested.**

Reporting lab	Inconclusive	Negative	Positive	Percent positive	Total
REDITUS LABORATORIES			20	100%	20
FLORIDA HOSPITAL LABS		11	9	45%	20
MEDICAL EXPRESS CORP		18	2	10%	20
FAST PACE MEDICAL CLINIC		18	2	10%	20
MID FLORIDA PATHOLOGY LLC		19	1	5%	20
JOHNS HOPKINS CHILDREN'S HOSPITAL			20	100%	20
ST PETER'S BENDER LABORATORY		20			20
ROCKLEDGE FAMILY HEALTH			20	100%	20
MINUTECLINIC, LLC #08366		15	5	25%	20
Wiregrass Rehabilitation Center and Nursing Home		20			20
DUVAL PHARMACY		16	4	20%	20
MADISON COUNTY MEMORIAL HOSPITAL LABORATORY		14	6	30%	20
SAFARI PEDIATRICS PA		19	1	5%	20
LAKE WORTH MANOR		19	1	5%	20
NOVANT HEALTH		15	5	25%	20
POINT OF CARE CLINICS PRIMARY CARE		20			20
CL BRUMBACK PRIMARY CARE CLINIC LANTANA		2	18	90%	20
PROFESSIONAL PEDIATRICS		18	2	10%	20
LONG TERM CARE OF GULF BREEZE LLC		17	3	15%	20
HEALTHY MINORS, LLC.		20			20
HEARTLAND HEALTHCARE AND REHAB CENTER			20	100%	20
HENDRY REGIONAL CORPORATE HEALTH			20	100%	20
ALABAMA CLINICS		8	12	60%	20
MINUTE CLINIC, LLC DBA MINUTECLINIC #4505		19	1	5%	20
BRANDON COMMUNITY HEALTH CENTER		12	8	40%	20
TGH MEDICAL GROUP LABORATORY CARROLLWOOD			20	100%	20
NORTH CAROLINA DEPARTMENT OF HEALTH & HUMAN SERVICES			20	100%	20
CENTRAL FLORIDA HEALTH CARE INC		2	18	90%	20
ALAN A SMITH MD LLC		19	1	5%	20
PEDIATRIC SERVICES OF AMERICA INC		19	1	5%	20
SAMFORD UNIVERSITY HEALTH SERVICES		19	1	5%	20
URGENT CARE CENTER			20	100%	20
BAY PEDIATRICS PA		18	2	10%	20
ENGLEWOOD HOSPITAL AND MEDICAL CENTER		16	4	20%	20
CARENOW - DOWNTOWN NORTH GULCH		20			20
ST CLOUD PHYSICIAN MANAGEMENT LLC DBA ST CLOUD		12	8	40%	20
POARCH BANC CREEK INDIANS TRIBAL HEALTH DEPARTMENT			20	100%	20
SOUTHEASTERN OUTPATIENT SURGERY CENTER		18	1	5%	19
ADVENT HEALTH EXPRESS		9	10	53%	19
MED HEALTH SERVICES		18	1	5%	19
LAKE MARY - STIRLING CENTER SUITE 202			19	100%	19
PALMS MEDICAL GROUP - LAKE CITY WEST		3	16	84%	19
TALLAHASSEE DEVELOPMENTAL CENTER		19			19
JOHN KNOX VILLAGE OF CENTRAL FLORIDA		15	4	21%	19
ACCESS 365 URGENT CARE		7	12	63%	19
STEWART MEDICAL GROUP INC			19	100%	19
BAYVIEW MEDICAL		19			19

COVID-19: testing by laboratory

Data through Jan 10, 2021 verified as of Jan 11, 2021 at 09:25 AM

Data in this report are provisional and subject to change.

The numbers in the table below represent the number of Florida and non-Florida residents for whom test results were received by the Department of Health. A person can be tested by more than one laboratory and can have both positive and negative results. **Therefore, the sum of the numbers in each column will be larger than the total number of people tested.**

Reporting lab	Inconclusive	Negative	Positive	Percent positive	Total
JEFFERSON K-12, A SOMERSET SCHOOL- CLINIC		16	3	16%	19
NO NAME		8	11	58%	19
BROOKWOOD BAPTIST MEDICAL CENTER		18	1	5%	19
PHYSICIANS CARE		16	3	16%	19
BETHUNE-COOKMAN UNIVERSITY		1	18	95%	19
GLEN COVE HOSPITAL		19			19
INTEGRATED REGIONAL LABORATORIES - LARGO			19	100%	19
BROOKDALE CANOPY OAKS			19	100%	19
NANO HEALTH ASSOCIATES LLC		19			19
PONCE PLAZA NURSING & REHAB CENTER		4	15	79%	19
ESOTERIX GENETIC LABORATORIES		16	3	16%	19
PALMETTO PEDIATRICS			19	100%	19
INTERCOASTAL MEDICAL GROUP			19	100%	19
THE COMMONWEALTH OF MASSACHUSETTS			19	100%	19
SUMTER PEDIATRICS		18	1	5%	19
EMERGENCY PHYSICIANS MEDICAL CENTER LLC		10	9	47%	19
MINUTECLINIC DIAGNOSTIC OF KANSAS, PA		18	1	5%	19
STONE WASH CLINICAL LABORATORIES		2	17	89%	19
GREEN GABLES ASSISTED LIVING FACILITY		19			19
LAB INTERMARKET FACILITY LAB		1	18	95%	19
MEDEXPRESS - BLOOMIN BRANDS		4	15	79%	19
SEVEN RIVERS REGIONAL MEDICAL CENTER		5	14	74%	19
ADVENTHEALTH MEDICAL GROUP FAMILY MEDICINE		19			19
Kindred Hospital South Florida Hollywood SNU		18	1	5%	19
CANTON-POTSDAM HOSPITAL LABORATORY		19			19
HARTFORD HOSPITAL ANCILLARY LAB		17	1	6%	18
Gabisa Medical LLC		18			18
MARION COUNTY HEALTH DEPARTMENT		17	1	6%	18
MOORINGS PARK OAKSTONE AT GREY OAKS		17	1	6%	18
FORT SANDERS REGIONAL LABORATORY		18			18
TPCA CLINICAL LABORATORIES		15	3	17%	18
CONNECTDX		4	14	78%	18
CLERMONT ADVENTHEALTH CENTRA CARE			18	100%	18
FAMILY CARE CYPRESS CREEK		1	17	94%	18
HUNTINGTON STATION URGENT CARE		17	1	6%	18
SUMMIT MEDICAL GROUP - 75 E NORTHFIELD		16	2	11%	18
ESTATES MEDICAL CENTER		12	6	33%	18
MADISON CORE LABORATORIES		17	1	6%	18
HARBOUR ISLAND PEDIATRICS		12	6	33%	18
JACKSON NORTH MEDICAL CENTER		2	16	89%	18
COUNTY OF LOS ANGELES			18	100%	18
FAMILY CARE PARTNERS URGENT CARE LLC		13	5	28%	18
GIBBENS FAMILY MEDICAL, LLC		11	7	39%	18
ARTHREX MEDICAL CENTER		10	8	44%	18
FLORIDA COMMUNITY HEALTH CENTER OF ST. LUCIE		1	17	94%	18
CARESPOT		1	17	94%	18
PROFESSIONAL URGENT CARE SERVICES		13	5	28%	18

COVID-19: testing by laboratory

Data through Jan 10, 2021 verified as of Jan 11, 2021 at 09:25 AM

Data in this report are provisional and subject to change.

The numbers in the table below represent the number of Florida and non-Florida residents for whom test results were received by the Department of Health. A person can be tested by more than one laboratory and can have both positive and negative results. **Therefore, the sum of the numbers in each column will be larger than the total number of people tested.**

Reporting lab	Inconclusive	Negative	Positive	Percent positive	Total
PRIMECARE OF DOTHAN-DALEVILLE CLINIC		14	4	22%	18
OAKMONTE VILLAGE		17	1	6%	18
MARTHA'S HOUSE & ASSISTED LIVING FACILITY		18			18
LONG BEACH URGENT CARE		18			18
PINES NURSING HOME		17	1	6%	18
LIFE CARE CENTER OF JACKSONVILLE			18	100%	18
MEDEXPRESS URGENT CARE - BLOOMINGTON		16	2	11%	18
MIAMI CLINICAL RESEARCH CORP			18	100%	18
DCH REGIONAL MEDICAL CENTER LABORATORY		17	1	6%	18
STUART REHABILITATION AND HEALTHCARE		5	13	72%	18
GOOD SAMARITAN SOCIETY OF DAYTONA		16	2	11%	18
GENERAL INTERNAL MEDICINE MEDICAL CTR CLINIC		13	5	28%	18
TIMBERLANE LODGE ALF	1	10	7	39%	18
MARION PEDIATRICS PA		14	4	22%	18
MARATHON HEALTH FOR LIFE		16	2	11%	18
BOZEMAN HEALTH DEACONESS HOSPITAL		13	5	28%	18
DAVID LAWRENCE CENTER		15	3	17%	18
XPRESS WELLNESS URGENT CARE			18	100%	18
HARMONY HEALTH OPCO, LLC		15	3	17%	18
URGENT CARE USA			18	100%	18
NORTH PINELLAS CHILDRENS MEDICAL CENTER			18	100%	18
ADVENTHEALTH EXPRESS CARE AT			18	100%	18
TOTAL RENAL LABORATORIES INC		13	5	28%	18
ASURANCE SCIENTIFIC LABORATORIES		18			18
UNION CHD		16	2	11%	18
MID-FLORIDA PATHOLOGY, LLC		12	5	29%	17
MICHIGAN DEPARTMENT OF HEALTH AND HUMAN SERVICES			17	100%	17
JUPITER MEDICAL CENTER			17	100%	17
WEISS PEDIATRIC CARE LLC		14	3	18%	17
UM MILLER SCHOOL OF MEDICINE			17	100%	17
PANCARE HEALTH - BAY COUNTY - YOUNGSTOWN		15	2	12%	17
ADVENT HEALTH CENTRA CARE - LAKE BUENA VISTA			17	100%	17
CARESPOT OF NOCATEE			17	100%	17
RESOLVE MOLECULAR DIAGNOSTICS		13	4	24%	17
COAST MED URGENT CARE		16	1	6%	17
TENNESSEE DEPARTMENT OF HEALTH		13	4	24%	17
JUPITER MEDICAL CENTER URGENT CARE - STUART		9	8	47%	17
ASCENSION ST VINCENT'S PRIMARY CARE			17	100%	17
ALL PEDIATRIC CARE			17	100%	17
URGENT CARE WEST CLINIC		14	3	18%	17
ST PETERSBURG PEDIATRICS-EAST BAY		10	7	41%	17
MICHELLE S PAGE MD PA		17			17
EASTERN SHORE URGENT CARE		9	8	47%	17
BROOKDALE PHILLIPPI CREEK			17	100%	17
Cleveland Clinic Laboratories		4	13	76%	17
CONSOLIDATED LAB SERVICES		8	9	53%	17
Salerno Bay Health & Rehabilitation Center		13	4	24%	17

COVID-19: testing by laboratory

Data through Jan 10, 2021 verified as of Jan 11, 2021 at 09:25 AM

Data in this report are provisional and subject to change.

The numbers in the table below represent the number of Florida and non-Florida residents for whom test results were received by the Department of Health. A person can be tested by more than one laboratory and can have both positive and negative results. **Therefore, the sum of the numbers in each column will be larger than the total number of people tested.**

Reporting lab	Inconclusive	Negative	Positive	Percent positive	Total
ST. JUDES LABORATORIES		12	5	29%	17
ROSLYN URGENT CARE		17			17
WINTER PARK FAMILY PRACTICE LLC		17			17
URGENT CARE AT LONGWOOD			17	100%	17
HEALTHCARE NOW			17	100%	17
KIVA AT CANTERBURY			17	100%	17
WIREGRASS CLINIC LLC		14	3	18%	17
LONG TERM CARE OF JAY, LLC			17	100%	17
PENNSYLVANIA DEPARTMENT OF HEALTH BUREAU OF LABORATORIES			17	100%	17
ST ELIZABETH MEDICAL CENTER LABORATORY		16	1	6%	17
APOLLO HEALTH & REHABILITATION		12	5	29%	17
UVMC MICROBIOLOGY		16	1	6%	17
WALGREEN EASTERN CO, INC		17			17
HOWARD BEACH URGENT CARE		17			17
NEW YORK PRESBYTERIAN - ALLEN HOSPITAL		17			17
Stratford Court of Palm Harbor		14	3	18%	17
HEALTHPARK MEDICAL CENTER ABG LAB		16	1	6%	17
BAHIA OAKS LODGE		16	1	6%	17
JUNO DERMATOLOGY LLC		15	2	12%	17
WALGREENS COVID-19		14	3	18%	17
THE CANOPY AT HARPER LAKE	1		15	94%	16
PINELLAS INTERNAL MEDICINE ASSOCIATES		15	1	6%	16
BIOREFERENCE LABORATORIES INC		3	13	81%	16
MORRIS PARK URGENT CARE		13	3	19%	16
JOSEPH MIGNOGNA		13	3	19%	16
VIRTUA		13	3	19%	16
INTERNAL MEDICINE ASSOCIATES & SPECIALTIES INC		15	1	6%	16
HEALTH CENTRAL HOSPITAL			16	100%	16
ELAN SPANISH SPRINGS			16	100%	16
CAPE CORAL HOSPITAL ABG LABORATORY		10	6	38%	16
CAREHERE- LCS LEESBURG			16	100%	16
ROADS PEDIATRICS,LLC		14	2	13%	16
URGENT CARE CLINIC OF LINCOLN		14	2	13%	16
ASSISTED LIVING OF BROWARD		16			16
FAST TRACK URGENT CARE CENTER - TYRONE			16	100%	16
ALL FLORIDA FAMILY & SPORTS MEDICINE		15	1	6%	16
CRUCIAL CARE		10	6	38%	16
BAYCARE MEDICAL GROUP INC			16	100%	16
ST CATHERINE OF SIENA HOSPITAL		14	2	13%	16
BONIFAY NURSING AND REHABILITATION CENTER			16	100%	16
TOTAL ACCESS URGENT CARE			16	100%	16
MILLENNIUM PHYSICIAN GRP LLC NAPLES PINE RIDGE			16	100%	16
DALE MEDICAL CENTER		11	5	31%	16
MEDEXPRESS URGENT CARE LEWISBURG		15	1	6%	16
MD BEAUTY LABS, PA		15	1	6%	16
COMMUNITY MEDICAL CARE CENTER INC			16	100%	16
COMMONWEALTH OF MASSACHUSETTS			16	100%	16

COVID-19: testing by laboratory

Data through Jan 10, 2021 verified as of Jan 11, 2021 at 09:25 AM

Data in this report are provisional and subject to change.

The numbers in the table below represent the number of Florida and non-Florida residents for whom test results were received by the Department of Health. A person can be tested by more than one laboratory and can have both positive and negative results. **Therefore, the sum of the numbers in each column will be larger than the total number of people tested.**

Reporting lab	Inconclusive	Negative	Positive	Percent positive	Total
REGENEXX TAMPA BAY		14	2	13%	16
SRMC AVALON		9	7	44%	16
PRO HEALTH FAMILY PHYSICIANS, NYSTROM		16			16
MAGNOLIA PEDIATRICS		2	14	88%	16
HORIZON ALF		15	1	6%	16
SHORE MEMORIAL HOSPITAL		14	2	13%	16
DARDEN WELLNESS CENTER		13	3	19%	16
AUTUMN OF SARASOTA		12	4	25%	16
D PEDIATRICS		15	1	6%	16
OKEECHOBEE HEALTHCARE FACILITY			16	100%	16
KEYSTYLE LIVING LLC	1	15			16
ERIC C MARSHAL MD, PC DBA MINUTECLINIC		15	1	6%	16
XERA MED RESEARCH			16	100%	16
KEY WEST MEDICAL CENTER	1	14			15
SURFSIDE URGENT CARE		9	6	40%	15
EASTLAKE PEDIATRICS - TRINITY		15			15
SINAI HOSPITAL OF BALTIMORE		15			15
STEWART MELBOURNE HOSPITAL			15	100%	15
HODGES CLUSTER		2	13	87%	15
GROWING TOGETHER PEDIATRICS, LLC		11	4	27%	15
ADIRONDACK MEDICAL CENTER		15			15
LIGHTHOUSE PEDIATRICS OF NAPLES		11	4	27%	15
ST VINCENT'S EAST		14	1	7%	15
FAMILY CARE CENTER OF ARLINGTON		10	5	33%	15
NICEVILLE URGENT CARE			15	100%	15
EXPRESS FAMILY CARE LLC			15	100%	15
TELEVISIT MALABAR PEDIATRICS		5	10	67%	15
GULFSIDE HOSPICE INC		12	3	20%	15
49D2045214PHYSICIAN OFFICEWAIVERMEDEXPRESS URGENT CARE - HARRISONBU		6	9	60%	15
AURORA DIAGNOSTICS		3	12	80%	15
Z UROLOGY		15			15
BUREAU OF PUBLIC HEALTH		1	14	93%	15
ADVENT HEALTH - ZEPHYRHILLS			15	100%	15
MINUTECLINIC DIAGNOSTIC OF MICHIGAN		14	1	7%	15
MORNINGSIDE MANOR & VILLA ADULT CARE C		15			15
BAY STREET PHARMACY☐		15			15
BARNETT PARK☐			15	100%	15
MEADOWCREST MOLECULAR DIAGNOSTICS, LLC			15	100%	15
SPEARHEAD MEDICAL			15	100%	15
DEPT OF VA MED CENTE-WEST PALM BEACH			15	100%	15
NEWYORK-PRESBYTERIAN/ LAWRENCE HOSPITAL LABORATORY		13	2	13%	15
BROOKDALE BRANDON	1	14			15
REGENCY SQUARE MALL - SEARS		2	13	87%	15
SUPERIOR RESIDENCES OF LECANTO			15	100%	15
DEPT OF VA MEDICAL CENTER - BAY PINES			15	100%	15
SOUTHCOR LABORATORY		2	13	87%	15
HUNT CLUB MEDICAL		12	3	20%	15

COVID-19: testing by laboratory

Data through Jan 10, 2021 verified as of Jan 11, 2021 at 09:25 AM

Data in this report are provisional and subject to change.

The numbers in the table below represent the number of Florida and non-Florida residents for whom test results were received by the Department of Health. A person can be tested by more than one laboratory and can have both positive and negative results. **Therefore, the sum of the numbers in each column will be larger than the total number of people tested.**

Reporting lab	Inconclusive	Negative	Positive	Percent positive	Total
DIATHERIX		13	2	13%	15
TOTTENVILLE CIRCLE URGENT CARE		15			15
HALIFAX HEALTH URGENT CARE		2	13	87%	15
JESSIE TRICE COMMUNITY HEALTH SYSTEM, INC		1	14	93%	15
UAH STUDENT HEALTH CENTER		10	5	33%	15
TBI RESIDENTIAL SERVICES, INC.		15			15
GLEN OAKS URGENT CARE		15			15
LAKE PLACID HEALTH AND REHABILITATION			15	100%	15
SYNIVERSE WELLNESS CENTER		13	2	13%	15
HELIX DIAGNOSTICS			15	100%	15
THE TRADITION OF THE PALM BEACHES		15			15
SHELBY BAPTIST MEDICAL CENTER		10	5	33%	15
MILTON 4707		15			15
THREE OAKS PHARMACY INC		13	2	13%	15
BRIDGEWAY HEALTH CLINICS INC			15	100%	15
NOVANT HEALTH GOHEALTH URGENT CARE-HARRISBURG		8	7	47%	15
ORLANDO HEALTH		2	13	87%	15
HOLLEY-NAVARRE MEDICAL CLINIC		5	10	67%	15
POLK CHD BARTOW		13	1	7%	14
ST JOSEPH HOSPITAL		13	1	7%	14
NORTHWESTERN MEMORIAL HOSPITAL			14	100%	14
GRAND VILLA OF ST. PETERSBURG		12	2	14%	14
NCHD		4	10	71%	14
ASTORIA HEALTH AND REHABILITATION CENTER		13	1	7%	14
BAPTIST MEDICAL CENTER EAST		11	3	21%	14
SAN CARLOS PHARMACY		14			14
PRATTVILLE BAPTIST HOSPITAL		11	3	21%	14
PROFESSIONAL PARK PEDIATRICS PA			14	100%	14
BVL PEDIATRICS		14			14
COLLEGE POINT URGENT CARE		12	2	14%	14
MEDEMERGE		13	1	7%	14
FUNGAL REFERENCE LABORATORY		12	2	14%	14
SOUTHEASTERN UNIVERSITY INC		14			14
WELLMED AT NEW TAMPA		10	4	29%	14
MERCY MEDICAL URGENT CARE CENTER INC		3	11	79%	14
MINUTECLINIC DIAGNOSTIC OF ILLINOIS L		12	2	14%	14
PROMEDICA LABORATORIES		11	3	21%	14
MINUTECLINIC DIAGNOSTIC OF TN PC #378		13	1	7%	14
OCOEE PEDIATRICS		11	3	21%	14
PANAMA CITY VITAS HOSPICE		14			14
EPIPHANY HEALTH		8	6	43%	14
HEALTH MED CENTERS		14			14
Consulate Health Care of Jacksonville			14	100%	14
BENTON HOUSE OF PORT ORANGE		8	6	43%	14
AUBURN COMMUNITY HOSPITAL		12	2	14%	14
HEALTHFIRST ADVENT HEALTH CENTRA CARE COCOA BEACH			14	100%	14
MULBERRY'S MOBILE PROVIDER SERVICES LLC			14	100%	14

COVID-19: testing by laboratory

Data through Jan 10, 2021 verified as of Jan 11, 2021 at 09:25 AM

Data in this report are provisional and subject to change.

The numbers in the table below represent the number of Florida and non-Florida residents for whom test results were received by the Department of Health. A person can be tested by more than one laboratory and can have both positive and negative results. **Therefore, the sum of the numbers in each column will be larger than the total number of people tested.**

Reporting lab	Inconclusive	Negative	Positive	Percent positive	Total
ADVANCED URGENT CARE		12	2	14%	14
OCEANSIDE URGENT CARE		14			14
NEW YORK METHODIST HOSPITAL		13	1	7%	14
Belleair Healthcare Center		8	6	43%	14
MEDEXPRESS URGENT CARE, MOON TOWNSHIP		13	1	7%	14
ROWLETT MIDDLE ACADEMY		12	2	14%	14
OSCEOLA ALF OPERATOR, LLC DBA□		14			14
VALLEY IMMEDIATE CARE		12	2	14%	14
Summit Medical Group Westfield Lab		14			14
FLORIDA HOSPITAL WINTER GARDEN		13	1	7%	14
Sovereign Laboratory Services, LLC		14			14
FAMILY AND INTERNAL MEDICINE AT AVALON PARK		12	2	14%	14
COOPER HEALTHCARE		14			14
BIO-TECH CLINICAL LABORATORIES INC		14			14
FLORIDA ENDOSCOPY & SURGERU CTR LLC		14			14
SIGNATURE HEALTHCARE OF ORANGE PARK		14			14
ROBERT WOOD JOHNSON UNIVERSITY HOSP		12	2	14%	14
M&V SAN JOSE MEDICAL CENTER			14	100%	14
MD PLUS URGENT CARE, LLC			14	100%	14
ALAN L MELOTEK MD		14			14
WELLINGTON FAMILY PRACTICE		13	1	7%	14
STATEN ISLAND UNIVERSITY HOSPITAL		13	1	7%	14
BOCA SIMON		2	12	86%	14
BASSETTI & ASSOCIATES, MD, PA			13	100%	13
CENTER ONE SURGERY CENTER		9	4	31%	13
SUNSHINE ASSISTED LIVING		13			13
IN-OFFICE LAB		12	1	8%	13
CHARLOTTE CHD PORT CHARLOTTE		11	2	15%	13
UNIVERSITY LAB			13	100%	13
ESCAMBIA COMMUNITY CLINIC		2	11	85%	13
CLINICAL LABORATORY SERVICES			13	100%	13
Wesley Place on Honeysuckle		11	2	15%	13
EAR NOSE & THROAT ASSOCIATES OF MANATEE PA		13			13
JUST FOR KIDS PEDIATRICS		5	8	62%	13
ORANGE REGIONAL MEDICAL CENTER LABORATORY		10	3	23%	13
CAREATC			13	100%	13
ROBERT H JENKINS JR VETERANS' DOMICILIARY HOME OF		11	2	15%	13
SONATA BOYNTON BEACH		12	1	8%	13
CHILDRENS MEDICAL CENTER			13	100%	13
SPRINGWOOD COURT		8	5	38%	13
OPIS ISLAND LAKE CENTER		13			13
GRACE MEDICAL HOME		11	2	15%	13
CORE LABORATORY		1	12	92%	13
FLORIDA STATE HOSPITAL			13	100%	13
FORT WALTON BEACH DEVELOPMENTAL CENTER		12	1	8%	13
CAMPBELL URGENT CARE			13	100%	13
MONROE COUNTY DETENTION CENTER			13	100%	13

COVID-19: testing by laboratory

Data through Jan 10, 2021 verified as of Jan 11, 2021 at 09:25 AM

Data in this report are provisional and subject to change.

The numbers in the table below represent the number of Florida and non-Florida residents for whom test results were received by the Department of Health. A person can be tested by more than one laboratory and can have both positive and negative results. **Therefore, the sum of the numbers in each column will be larger than the total number of people tested.**

Reporting lab	Inconclusive	Negative	Positive	Percent positive	Total
MONTEFIORE ST LUKE'S CORNWALL HOSPITAL		10	3	23%	13
TRINITY MEDICAL ASSOCIATES LLC			13	100%	13
Sunnyside Care Center		13			13
HUDSON VALLEY HOSPITAL CENTER LABORATORY		12	1	8%	13
BAPTIST MEMORIAL HEALTH CARE		11	2	15%	13
PHELPS HOSPITAL LABORATORY		11	2	15%	13
SHELBY COUNTY HEALTH CARE CORPORATION		10	3	23%	13
BROOKDALE MANDARIN CENTRAL			13	100%	13
BROOKDALE ST AUGUSTINE			13	100%	13
HOLIDAY MEDICAL ASSOCIATES		1	12	92%	13
VILLA OF KINGS AND QUEENS OF DELRAY		13			13
Baldwin Pediatrix		13			13
BROOKLYN HOSPITAL CENTER DOWNTOWN CAMPUS		13			13
BETHESDA HEALTH PHYSICIAN GROUP INC			13	100%	13
BLISS HEALTHCARE SERVICES		2	11	85%	13
Cross Care Center			13	100%	13
DYNAMIC DNA LAB		1	12	92%	13
JOSEPH SCHENKER MD PC DBA CENTERS URGENT		11	2	15%	13
UC HEALTH UNIVERSITY HOSPITAL		11	2	15%	13
PARKWEST MEDICAL CENTER		11	2	15%	13
WELLMED AT LAKE COPELAND		7	6	46%	13
CLEVELAND CLINIC			13	100%	13
ROCKLEDGE		3	10	77%	13
KRYSTAL BAY NURSING AND REHABILITATION		10	3	23%	13
SOUTHEAST FAMILY HEALTHCARE CENTER			13	100%	13
BROOKDALE DELAND			13	100%	13
REGENCY OAKS HEALTH CENTER		11	2	15%	13
MASSACHUSETTS GENERAL HOSPITAL		1	12	92%	13
CVS MINUTE CLINIC DIAGNOSTIC OF NORTH CAROL		12	1	8%	13
Bon Secours Maria Manor		9	4	31%	13
STAR CARE		13			13
RIVERSIDE COTTAGES AT THE SHORES, LLC			13	100%	13
81ST MEDICAL GROUP			13	100%	13
SOUTH NASSAU COMMUNITIES HOSPITAL		10	3	23%	13
LUCID DIAGNOSTICS LABS			13	100%	13
ODYSSEY HEALTHCARE OF MARION COUNTY, LLC		13			13
FLORIDA DEPT OF HEALTH		4	8	67%	12
WACO HHSSURGEWACO	1	10	1	8%	12
INNOVATIVE RESEARCH OF WEST FLORIDA		9	3	25%	12
WAKULLA COUNTY HEALTH DEPARTMENT		5	7	58%	12
NAPLES GREEN VILLAGE		12			12
WORLD WRESTLING ENTERTAINMENT			12	100%	12
MI2297090CV HOLLAND-23D2189684		12			12
MINUTE CLINIC DIAGNOSTIC OF VIRGINIA		9	3	25%	12
GARDENS HEALTH NH LLC		12			12
GERALD J KIVETT MD		12			12
UR CARE FAMILY AND SPORTS MEDICINE			12	100%	12

COVID-19: testing by laboratory

Data through Jan 10, 2021 verified as of Jan 11, 2021 at 09:25 AM

Data in this report are provisional and subject to change.

The numbers in the table below represent the number of Florida and non-Florida residents for whom test results were received by the Department of Health. A person can be tested by more than one laboratory and can have both positive and negative results. **Therefore, the sum of the numbers in each column will be larger than the total number of people tested.**

Reporting lab	Inconclusive	Negative	Positive	Percent positive	Total
OLIVE BRANCH HEALTH AND REHABILITATION CENTER			12	100%	12
ADVENTHEALTH MEDICAL GROUP FAMILY & INTERNAL		7	5	42%	12
MINUTECLINIC MINUTECLINIC #8746		12			12
NORTHWEST FLORIDA SLEEP			12	100%	12
LEON CHD		12			12
MINUTECLINIC DIAGNOSTIC OF PENNSYLVANI		12			12
MERIDIAN AT WATERWAYS, THE		10	2	17%	12
APPLE DIAGNOSTICS LAB		5	7	58%	12
AMELIA ASSISTED LIVING FACILITY		12			12
VERITAS RESEARCH CORP			12	100%	12
MERCY MEDICAL CENTER		5	7	58%	12
TOWERS HOME CARE☐		12			12
WALGREEN		4	8	67%	12
PANCARE HEALTH - WEWA ELEMENTARY			12	100%	12
BEST MEDICAL CENTER		8	4	33%	12
BRYAN WHITFIELD MEMORIAL HOSPITAL		8	4	33%	12
MEDEXPRESS URGENT CARE - ROBINSON TWP, STEUBENVILLE PIKE		11	1	8%	12
ADVENT HEALTH - KISSIMMEE		3	9	75%	12
FLUSHING HOSPITAL MEDICAL CENTER		9	3	25%	12
Lady Lake Specialty Care			12	100%	12
BROWARD DIALYSIS			12	100%	12
ACADIAN DIAGNOSTIC LABORATORIES		8	4	33%	12
LAB UNKNOWN		1	11	92%	12
MAITLAND PRIMARY CARE		9	3	25%	12
MINUTECLINIC, LLC, DBA MINUTECLINIC #5		10	2	17%	12
MINUTECLINIC DIAGNOSTIC PA		11	1	8%	12
CVS MINUTE CLINIC DIAGNOSTIC OF TEXAS LLC		9	3	25%	12
CARDIOLOGY AND MEDICINE ASSOCIATES INC		12			12
OCALA OAKS REHABILITATION CENTER		7	5	42%	12
GLEN OAKS HEALTH AND REHABILITATION CENTER			12	100%	12
MACKOUL PEDIATRICS FORT MYERS			12	100%	12
FORT CAROLINE GARDENS, INC		11	1	8%	12
PATHLINE			12	100%	12
FHCP-PORT ORANGE		3	9	75%	12
IREPERTOIRE_MOL_LAB		12			12
ROCKLAND URGENT CARE FAMILY HEALTH NP		12			12
FLORIDA DEPARTMENT OF HEALTH IN HILLSBOROUGH COUNTY			12	100%	12
ST PETER'S UNIVERSITY HOSPITAL		9	3	25%	12
VPA PC LAB		12			12
BARTON FAMILY PRACTICE		7	5	42%	12
MCWHORTER SCHOOL OF PHARMACY		12			12
MINUTECLINIC, LLC, DBA MINUTECLINIC #2544		11	1	8%	12
TLC FAMILY CARE HOME INC		12			12
SUMMIT ATLANTIC SURGERY CENTER		12			12
UNIVERSITY HOSPITAL UC HEALTH		8	4	33%	12
LIFE CARE OF PORT SAINT LUCIE		3	9	75%	12
MAINSTREET FAMILY SELECT		1	11	92%	12

COVID-19: testing by laboratory

Data through Jan 10, 2021 verified as of Jan 11, 2021 at 09:25 AM

Data in this report are provisional and subject to change.

The numbers in the table below represent the number of Florida and non-Florida residents for whom test results were received by the Department of Health. A person can be tested by more than one laboratory and can have both positive and negative results. **Therefore, the sum of the numbers in each column will be larger than the total number of people tested.**

Reporting lab	Inconclusive	Negative	Positive	Percent positive	Total
Clearwater Center		7	5	42%	12
FLORIDA ATLANTIC UNIVERSITY		10	2	17%	12
LONG ISLAND JEWISH VALLEY STREAM		12			12
ST CLOUD MEDICAL GROUP		10	2	17%	12
MINUTECLINIC DIAGNOSTIC OF RHODE ISLAND, LLC #590		12			12
COMPREHENSIVE CHILDCARE ASSOCIATES		8	4	33%	12
MARQUES PEDIATRICS			12	100%	12
STEWART MELBOURNE HOSPITAL, INC	1		11	92%	12
MINUTECLINIC DIAGNOSTICS MEDICAL GROUP		12			12
SUWANNEE COUNTY JAIL		11	1	8%	12
MELBOURNE FAMILY PRACTICE		11	1	8%	12
GRAND VILLA OF DELAND		9	3	25%	12
FAMILY CARE			12	100%	12
BROOKDALE PADDOCK HILLS		12			12
WOODHOUSE INC		12			12
ALWAYS BEST CARE SENIOR SERVICES		10	2	17%	12
PRIMARY CARE MEDICINE	1	10	1	8%	12
MINUTECLINIC DIAGNOSTIC OF NORTH CAROLINA		12			12
MHHS All Lab Subsection		11			11
UNIVERSITY CENTRA CARE		10	1	9%	11
URGENT TEAM		8	3	27%	11
DOCTORS MEDICAL CENTER OF WALTON COUNTY CLINIC			11	100%	11
BAPTIST PRIMARY CARE PONTE VEDRA		6	5	45%	11
HIALEAH HOSPITAL RESPIRATORY DEPT			11	100%	11
LYSTER ACH FT RUCKER AL		10	1	9%	11
PROHEALTH CARE ASSOCIATES MOBILE		9	2	18%	11
FAMILY PRACTICE ON THE GO		6	5	45%	11
LABCORP TAMPA		5	6	55%	11
St. Annes Nursing Center, St. Annes Residence, Inc.		11			11
JENNIFER J CHIAVETTA-GRLSANTI DC		8	3	27%	11
DMH STEINHATCHEE FAMILY MEDICINE		8	3	27%	11
DESOTO HEALTH AND REHAB LLC		7	4	36%	11
LODGE HEALTH AND REHABILITATION CENTER, THE		11			11
AIM LABORATORIES			11	100%	11
Jupiter Medical Center Pavilion		10	1	9%	11
WANTAGH URGENT CARE		8	3	27%	11
THE TERRACE OF SAINT CLOUD		9	2	18%	11
TREASURE COAST URGENT CARE			11	100%	11
QUOTIENT SCIENCES LABS LLC			11	100%	11
Citymd Of Lacey		10	1	9%	11
GENTIVA HEALTH SERVICES		10	1	9%	11
TNC WALK IN CLINIC		8	3	27%	11
COLORADO DEPARTMENT OF PUBLIC HEALTH AND ENVIRONMENT			11	100%	11
PRIMECARE ACQUISITION FAMILY PRACTICE INC		11			11
ALCOVE ASSISTED LIVING FACILITY		11			11
CARINGTON MANOR		11			11
NIGHT LITE PEDIATRICS CENTER, LLC		1	10	91%	11

COVID-19: testing by laboratory

Data through Jan 10, 2021 verified as of Jan 11, 2021 at 09:25 AM

Data in this report are provisional and subject to change.

The numbers in the table below represent the number of Florida and non-Florida residents for whom test results were received by the Department of Health. A person can be tested by more than one laboratory and can have both positive and negative results. **Therefore, the sum of the numbers in each column will be larger than the total number of people tested.**

Reporting lab	Inconclusive	Negative	Positive	Percent positive	Total
SEMORAN FAMILY HEALTH LLC		10	1	9%	11
RAINBOW PEDIATRICS			11	100%	11
ALBIBI		1	10	91%	11
FORT HAMILTON URGENT CARE		11			11
WILLISTON PEDIATRICS PA		5	6	55%	11
HORIZON MEDICAL GROUP		9	2	18%	11
MINUTECLINIC DIAGNOSTIC OF NORTH CAROLINA PC		9	2	18%	11
LEHIGH VALLEY HOSPITAL		3	8	73%	11
LAKELAND HILLS CENTER		4	7	64%	11
COMMUNITY HEALTH OF SOUTH FLORIDA INC			11	100%	11
BELLEVUE HOSPITAL CENTER DEPARTMENT		11			11
WINSHIPS PHARMACY INC		11			11
VIRTUA WEST JERSEY HOSPITAL VOORHEES		9	2	18%	11
PINELLAS COUNTY HEALTH DEPARTMENT		2	9	82%	11
UMHC/SYLVESTER AT KENDALL		1	10	91%	11
NORTHERN WESTCHESTER HOSPITAL LABORATORY		9	2	18%	11
ANYLABTESTNOW			11	100%	11
MORTON PLANT MEASE			11	100%	11
CLEVELAND CLINIC FLORIDA		1	10	91%	11
MI CASA DORADA ASSISTED LIVING FACILIT		11			11
UNIV OF NORTH ALABAMA HEALTH CENTER		11			11
JFK MEDICAL CENTER NORTH LAB		1	10	91%	11
ACCESS MEDICAL CENTER			11	100%	11
TELEVISIT PALM BAY FAMILY PRACTICE		9	2	18%	11
A PLUS PEDIATRICS		9	2	18%	11
MEDICAL CENTER AFFILIATES WEST PALM			11	100%	11
AVOW HOSPICE INC		11			11
CARE FAST MURABELLA		7	4	36%	11
ADVENT HEALTH - DELTONA ER		1	10	91%	11
INN AT LAKE SEMINOLE SQUARE, THE		11			11
IMA MEDICAL CENTER		4	7	64%	11
ARDEN COURTS OF PALM HARBOR			11	100%	11
REDMED CLINIC OF ARLINGTON		10	1	9%	11
STERLING HOUSE OF PUNTA GORDA		11			11
MEDEXPRESS URGENT CARE-ALTOONA		9	2	18%	11
SIGMUND LABS LLC		11			11
BHA CENTRAL COUNTY CLINIC		1	10	91%	11
PALM BEACH PATHOLOGY		9	2	18%	11
BLOUNT MEMORIAL HOSPITAL		10	1	9%	11
WINTER PARK CARE AND REHABILITATION			11	100%	11
ELITE HOME HEALTH SERVICES		11			11
PBSO WEST PALM FAMILY PRACTICE		1	10	91%	11
TROPICANA		5	6	55%	11
FIRST CHOICE PEDIATRICS INC		10	1	9%	11
VETERNANS ADMINISTRATION			10	100%	10
LAKEWOOD RANCH MEDICAL CENTER CLINICAL LAB			10	100%	10
CLEARWATER EMPLOYEE HEALTH CLINIC		4	6	60%	10

COVID-19: testing by laboratory

Data through Jan 10, 2021 verified as of Jan 11, 2021 at 09:25 AM

Data in this report are provisional and subject to change.

The numbers in the table below represent the number of Florida and non-Florida residents for whom test results were received by the Department of Health. A person can be tested by more than one laboratory and can have both positive and negative results. **Therefore, the sum of the numbers in each column will be larger than the total number of people tested.**

Reporting lab	Inconclusive	Negative	Positive	Percent positive	Total
MEDEXPRESS URGENT CARE - SEMINOLE SQUAU		9	1	10%	10
PREMIER LABORATORY SERVICES, LLC		5	5	50%	10
MOUNT DORA PEDIATRICS		8	2	20%	10
APPALACHIAN REGIONAL HEALTHCARE SYSTEM		10			10
ISLAND LAKE CENTER		4	6	60%	10
JUPITER MEDICAL CENTER URGENT CENTER		4	6	60%	10
HAZELDEN FLORIDA		10			10
TENNESSEE DEPARTMENT OF HEALTH (TDH) - CENTRAL LABORATORY		2	8	80%	10
HCR MANORCARE		10			10
EMERALD COAST PEDIATRICS			10	100%	10
WELLMED AT PLANT CITY		6	4	40%	10
LAKE NONA MEDICAL SERVICES		3	7	70%	10
Hialeah Nursing And Rehabilitation Center		6	4	40%	10
COVANCE CENTRAL LABORATORY			10	100%	10
PUTNAM COUNTY SHERIFFS OFFICE		8	2	20%	10
BROWARD HEALTH CARE			10	100%	10
CORONA PATHOLOGY		10			10
COMMUNITY HEALTH CENTER		2	8	80%	10
PBC PREMIER FAMILY HEALTH			10	100%	10
MINIMALLY INVASIVE VASCULAR INC		10			10
OPTIMAL CARE PEDIATRICS			10	100%	10
JOSEF SCHENKER MD PC		10			10
ADVENT HEALTH - WINTER HAVEN		6	4	40%	10
URGENT CARE CENTER AT PINNACLE		4	6	60%	10
ONEIDA HEALTHCARE CENTER		8	2	20%	10
SAMARITAN MEDICAL CENTER		10			10
INTERMOUNTAIN CENTRAL LAB		1	9	90%	10
MEYER PEDIATRICS CHTD		10			10
GENESIS		7	3	30%	10
CARENOW URGENT CARE-BRENTWOOD		8	2	20%	10
METHODIST MEDICAL CENTER		7	3	30%	10
SENIOR HOME CARE INC		10			10
TUSCAN ISLE OPERATING COMPANY LLC DBA		7	3	30%	10
NORTH OKALOOSA PHYSICIAN GROUP		10			10
WATSON HEALTHCARE		7	3	30%	10
WELLMED AT SOUTH PARSONS		8	2	20%	10
MINUTECLINIC #8699		7	3	30%	10
MINUTECLINIC, LLC		8	2	20%	10
OPTUMCARE SOUTH FLORIDA, LLC		7	3	30%	10
EMERALD COAST HOSPICE - CRESTVIEW		10			10
LAKE BALDWIN CBOC		9	1	10%	10
ARNOT OGDEN MEDICAL CENTER LABORATORY		10			10
Maury Regional Hospital		6	4	40%	10
BROOKDALE PANAMA CITY		9	1	10%	10
ADVENT HEALTH MEDICAL GROUP- FAMILY MEDICINE AT DR. PHILIPS		6	4	40%	10
OHIO STATE UNIVERSITY MEDICAL CENTER			10	100%	10
KIDSVILLE PEDIATRICS			10	100%	10

COVID-19: testing by laboratory

Data through Jan 10, 2021 verified as of Jan 11, 2021 at 09:25 AM

Data in this report are provisional and subject to change.

The numbers in the table below represent the number of Florida and non-Florida residents for whom test results were received by the Department of Health. A person can be tested by more than one laboratory and can have both positive and negative results. **Therefore, the sum of the numbers in each column will be larger than the total number of people tested.**

Reporting lab	Inconclusive	Negative	Positive	Percent positive	Total
BOCA RATON REGIONAL HOSPITAL LAB			10	100%	10
MINUTECLINIC DIAGNOSTIC OF MICHIGAN PC		10			10
EAR NOSE AND THROAT ASSOCIATES OF MANATEE, P.A.		7	3	30%	10
MEDEX REGIONAL LABORATORIES LLC		1	9	90%	10
DIEGO FALLON MD PA		6	4	40%	10
NEW JERSEY DEPARTMENT OF HEALTH COMMUNICABLE DISEASE SERVICE		3	7	70%	10
GADSDEN REGIONAL MEDICAL CENTER		10			10
PANCARE HEALTH - VERNON ELEMENTARY			10	100%	10
VITALANT		1	9	90%	10
MEDEXPRESS URGENT CARE PARKERSBURG		8	2	20%	10
BIOTECH CLINICAL LABORATORIES, INC.		1	9	90%	10
MEDEXPRESS URGENT CARE - TIMBERLAKE		10			10
MEDICAL LABORATORY DIAGNOSTICS			10	100%	10
RAINBOW PEDIATRIC CENTER		2	8	80%	10
CREATIVE TESTING SOLUTIONS		3	7	70%	10
LIFE CARE CENTER OF PORT ST. LUCIE		7	3	30%	10
AVANTE ST CLOUD		7	3	30%	10
CBC LAB		3	7	70%	10
CARENOW URGENT CARE - EAST NASHVILLE		8	2	20%	10
SOUTHEASTERN LABORATORY			10	100%	10
VASCONCELLO COHEN MD PA		9	1	10%	10
AMBRY GENETICS CORPORATION		10			10
BEAUMONT LABORATORY			10	100%	10
PATEL MEDICAL VENTURES		8	1	11%	9
SAMARITAN HOSPITAL LABORATORY		8	1	11%	9
NORTHSHORE UNIVERSITY HEALTHSYSTEM EVANSTON HOSPITAL LAB			9	100%	9
PARROTT MEDICAL CLINIC			9	100%	9
AEGIS MEDICAL GROUP			9	100%	9
CHEMISYS LABORATORIES		1	8	89%	9
BAYFRONT HEALTH ST PETERSBURG		8	1	11%	9
PEDIATRIC HEALTH CARE ALLIANCE			9	100%	9
FLORIDA DEPARTMENT OF HEALTH IN WALTON COUNTY		8	1	11%	9
GCPM MANUAL MICROBIOLOGY		1	8	89%	9
FLORIDA PRESBYTERIAN HOMES INC		9			9
ANY LAB TEST NOW INC			9	100%	9
FAMILY HEALTH CENTER			9	100%	9
NORTHWEST FLORIDA ENT, PA		3	6	67%	9
CARENOW URGENT CARE-MT JULIET		8	1	11%	9
FLORIDA DEPARTMENT OF HEALTH IN MONROE COUNTY		6	3	33%	9
UNAVAILABLE/UNKNOWN/NO INFORMATION FOUND			9	100%	9
WOODLAND TOWERS		6	3	33%	9
CHILDREN'S HEALTH CENTER INC.		7	2	22%	9
BAYONET POINT HOSPITAL			9	100%	9
ADVENTHEALTH MEDICAL GROUP CARE CLINIC AT		7	2	22%	9
NURSING PLUS OF BROWARD LLC		1	8	89%	9
MIDMICHIGAN MEDICAL CENTER			9	100%	9
NORTHBROOK CENTER FOR		8	1	11%	9

COVID-19: testing by laboratory

Data through Jan 10, 2021 verified as of Jan 11, 2021 at 09:25 AM

Data in this report are provisional and subject to change.

The numbers in the table below represent the number of Florida and non-Florida residents for whom test results were received by the Department of Health. A person can be tested by more than one laboratory and can have both positive and negative results. **Therefore, the sum of the numbers in each column will be larger than the total number of people tested.**

Reporting lab	Inconclusive	Negative	Positive	Percent positive	Total
FIRST CHOICE PEDIATRICS WINTER SPRINGS		9			9
AVALON FAMILY RESORT ASSISTED LIVING LLC		9			9
COASTAL FAMILY PRACTICE		6	3	33%	9
MOSOLF PEDIATRICS			9	100%	9
TMH PHYSICIAN PARTNERS - MONTICELLO		8	1	11%	9
ADVENTHEALTH MEDICAL GROUP		9			9
LAKE NONA MEDICAL SERVICE LLC		9			9
ADVENT HEALTH CENTRA CARE - ORANGE LAKE		1	8	89%	9
RICHMOND UNIVERSITY MEDICAL CENTER		7	2	22%	9
NEMOURS CHILDREN'S PRIMARY CARE VERO BEACH			9	100%	9
TEXAS DEPARTMENT OF STATE HEALTH SERVICES		2	7	78%	9
CVS MINUTE CLINIC DIAGNOSTIC OF WISCONSIN		9			9
PLYMOUTH HARBOR INCORPORATED		9			9
CAREHERE LAKE SCHOOLS EMPLOYEE HEALTH CENTER		5	4	44%	9
MD NOW MEDICAL CENTERS INC			9	100%	9
MINUTE CLINIC LLC #1448		8	1	11%	9
FAMILY MEDICINE AT HUNTERS CREEK		9			9
WADSWORTH CENTER - DAVID AXELROD INSTITUTE		8	1	11%	9
ILLINOIS DEPT OF PUBLIC HEALTH LAB - SPRINGFIELD			9	100%	9
MOLECULAR PATHOLOGY LABORATORY			9	100%	9
RIVERSIDE MEDICAL GROUP		8	1	11%	9
NATURE COAST REGIONAL MEDICAL CENTER			9	100%	9
LPG PEDIATRICS AT PAGE FIELD		9			9
OUR HOME AT BEACON HILL			9	100%	9
VILLAGE PLACE HEALTH AND REHAB		9			9
OMNI			9	100%	9
TIFFANY LAKE CARE CENTERS INC		9			9
FLORIDA MEDICAL CLINIC - MULTI SPECIALTY CAMPUS		2	7	78%	9
MICHIGAN DEPARTMENT OF COMMUNITY HEALTH		1	8	89%	9
ARCPOINT LABS OF WEST PALM BEACH			9	100%	9
BAYA URGENT CARE LLC		1	8	89%	9
LAKEVIEW HEALTH SYSTEMS			9	100%	9
MINUTE CLINIC DIAGNOSTIC OF NEW JERSEY		9			9
MAINSTREET FAMILY CARE			9	100%	9
NORTHWEST FLORIDA COMMUNITY HOSPITAL LABORATORY		8	1	11%	9
PRECISION GENETICS			9	100%	9
BAPTIST PRIMARY BLACK CREEK SOUTH			9	100%	9
STATEN ISLAND UNIVERSITY HOSPITAL SEGUINE AVE		9			9
BAY BREEZE HEALTH AND REHABILITATION CENTER		6	3	33%	9
WELLMED AT PORT ST LUCIE WEST		6	2	25%	8
CONSULATE HEALTH CARE		7	1	13%	8
MEDEXPRESS URGENT CARE-KATY		5	3	38%	8
COLLIER COUNTY HEALTH DEPT.		4	4	50%	8
JOHNS HOPKINS MEDICAL LABORATORIES		1	7	88%	8
NIGHT OWL PEDIATRICS URGENT CARE			8	100%	8
Sunset Lake Health and Rehabilitation Center		8			8
ADVENT HEALTH - FOUR CORNERS ER		8			8

COVID-19: testing by laboratory

Data through Jan 10, 2021 verified as of Jan 11, 2021 at 09:25 AM

Data in this report are provisional and subject to change.

The numbers in the table below represent the number of Florida and non-Florida residents for whom test results were received by the Department of Health. A person can be tested by more than one laboratory and can have both positive and negative results. **Therefore, the sum of the numbers in each column will be larger than the total number of people tested.**

Reporting lab	Inconclusive	Negative	Positive	Percent positive	Total
ST JOHNS COUNTY DETENTION CENTER		8			8
GENEUS DIAGNOSTICS			8	100%	8
X-GENE MOLECULAR LABS		1	7	88%	8
MEDEXPRESS URGENT CARE - LAFAYETTE		7	1	13%	8
DOH-TAMPA BRANCH LABORATORY (MLK BLVD)		4	4	50%	8
FLORIDA CLINICAL LAB		1	7	88%	8
CIAN DIAGNOSTICS			8	100%	8
INTERNAL MEDICINE ASSOCIATES OF JACKSON HOSPITAL			8	100%	8
GULF COAST MEDICAL GROUP		2	6	75%	8
URGENT CARE & FAMILY PRACTICE CENTER			8	100%	8
ST PETERSBURG PEDIATRICS-MLK JUNIOR BLVD		6	2	25%	8
CVS MINUTE CLINIC, LLC		6	2	25%	8
ASSOCIATES MD CYPRESS CREEK			8	100%	8
ASHRAF MEDICAL GROUP PLLC DBA PULSE M		7	1	13%	8
EXECUTIVE MEDICAL SERVICES		8			8
BLOCK NATION CHASE		4	4	50%	8
FLORIDA HEART AND VASCULAR MULTISPECIALTY GROUP		8			8
GENE STREET LABORATORIES, LLC		6	2	25%	8
ELTINGVILLE CIRCLE URGENT CARE		8			8
CVS PHARMACY NO 274		8			8
DOCTOR'S IN-HOUSE LAB/COMMUNITY HEALTH CENTERS OF PINELLAS - CLEARWATE			8	100%	8
MEDEXPRESS URGENT CARE - WASHINGTON		6	2	25%	8
BAYLOR GENETICS		6	2	25%	8
MINUTECLINIC DIAGNOSTIC OF TN PC #566		7	1	13%	8
PASSPORT HEALTH			8	100%	8
NATIONAL GENETICS INST LABCORP		3	5	63%	8
MEDEXPRESS URGENT CARE-LATROBE		8			8
ORMOND BEACH CENTRA CARE			8	100%	8
ORLANDO HEALTH PHYSICIAN ASSOCIATES		4	4	50%	8
SURGOINSVILLE PHARMACY		8			8
WILTON MANORS HEALTH & REHABILITATION CENTER			8	100%	8
FAMILY MEDICINE AT LONGWOOD			8	100%	8
MEDEXPRESS URGENT CARE MONACA		8			8
THE WOLFF CENTER FOR CHILD & ADOLESCENT HEALTH			8	100%	8
HEALTHMARK REGIONAL HOSPITAL LAB		4	4	50%	8
GOLISANO CHILDREN'S HOSPITAL OF SOUTHWEST FLORIDA		6	2	25%	8
FOUNTAINVIEW BY FIVE STAR QUALITY CARE		7	1	13%	8
WALK IN URGENT CARE			8	100%	8
JX REF LAB			8	100%	8
URGENT FAMILY CARE INC		5	3	38%	8
ROBERT WOOD JOHNSON HOSPITAL		7	1	13%	8
MEDEXPRESS URGENT CARE - PANTOPS		7	1	13%	8
URGENT TEAM MANAGEMENT OF TENNESSEE		7	1	13%	8
SIDDH INC DBA SAN CARLOS PHARMACY		6	2	25%	8
MEDEXPRESS URGENT CARE - MONROE		8			8
MINUTECLINIC DIAGNOSTIC OF LOUISIANA		7	1	13%	8
HARBORCHASE OF DR PHILLIPS		7	1	13%	8

COVID-19: testing by laboratory

Data through Jan 10, 2021 verified as of Jan 11, 2021 at 09:25 AM

Data in this report are provisional and subject to change.

The numbers in the table below represent the number of Florida and non-Florida residents for whom test results were received by the Department of Health. A person can be tested by more than one laboratory and can have both positive and negative results. **Therefore, the sum of the numbers in each column will be larger than the total number of people tested.**

Reporting lab	Inconclusive	Negative	Positive	Percent positive	Total
ACE BIOMEDICAL LABS LLC			8	100%	8
THE VILLAGES HEALTH		5	3	38%	8
CVS MINUTE CLINIC DIAGNOSTIC MED GRP OF CA		8			8
ALLINA HEALTH - ABBOTT NORTHWESTERN HOSPITAL		5	3	38%	8
MONROE COUNTY HOSPITAL		6	2	25%	8
ST. JOSEPH HOSPITAL AND HEALTH CARE INC.			8	100%	8
MONTEFIORE MEDICAL CENTER LABORATORIES - NORTH		8			8
THE MARY IMOGENE BASSETT HOSPITAL		8			8
Hackensack Umc Mountainside		8			8
PRORENATA LABS		1	7	88%	8
PERSONAL PEDIATRICS PA		6	2	25%	8
HOLY NAME MEDICAL CENTER	1	6	1	13%	8
OHIO CVS STORES, LLC DBA		8			8
RED MOUNTAIN DIAGNOSTICS		8			8
BEAUMONT EMERGENCY CENTER			8	100%	8
EMERGENCY MEDICAL CENTER		3	5	63%	8
CARROLL GARDENS URGENT CARE		8			8
ACCESS PHARMACY		8			8
UNIVERSITY MEDICAL CENTER		8			8
BAPTIST OUTPATIENT			8	100%	8
FHCP-ORANGE CITY			8	100%	8
GRAND VILLA OF ALTAMONTE SPRINGS		1	7	88%	8
HUNTINGTON VILLAGE URGENT CARE		8			8
MEDEXPRESS URGENT CARE - WINCHESTER GATEWAY		6	2	25%	8
BARTON PARKER OD PC		8			8
ALACHUA COUNTY HEALTH DEPARTMENT		1	7	88%	8
FLORIDA HOSPITAL PHYSICIAN GROUP		3	5	63%	8
St Joseph's Hospital & Medical Center		8			8
AVENTURA HOSPITAL AND MEDICAL CENTER			8	100%	8
AVANTE AT MT DORA		6	2	25%	8
ADVANCE URGENT CARE CENTER, LLC			8	100%	8
MEADOWCREST FAMILY PHYSICIANS PA			8	100%	8
MINUTECLINIC DIAGNOSTIC OF HAWAII LLC		8			8
HUNTINGTON URGENT CARE		8			8
LAKE CO EMPLOYEE HEALTH AND WELLNESS CENTER		7	1	13%	8
MINUTE CLINIC LLC #5733		8			8
WHITE SANDS OUTPATIENT SERVICES (WSOP SERVICES LLC		8			8
MID-HUDSON VALLEY DIVISION OF WESTCHESTER MEDICAL		8			8
LIFE CARE CITRUS COUNTY			8	100%	8
CROSSROADS URGENT CARE, PLLC		8			8
BAPTIST HEALTH			8	100%	8
LAKES DIALYSIS CENTER INC			8	100%	8
WESTCHESTER GENERAL HOSPITAL BLOOD GAS LAB			8	100%	8
MEDEXPRESS URGENT CARE - BENTON HARBOR		8			8
DOCTOR'S IN HOUSE LAB			8	100%	8
PASSPORT HEALTH OF TAMPA BAY		8			8
MEDEXPRESS URGENT CARE - CHRISTIANBURG		7	1	13%	8

COVID-19: testing by laboratory

Data through Jan 10, 2021 verified as of Jan 11, 2021 at 09:25 AM

Data in this report are provisional and subject to change.

The numbers in the table below represent the number of Florida and non-Florida residents for whom test results were received by the Department of Health. A person can be tested by more than one laboratory and can have both positive and negative results. **Therefore, the sum of the numbers in each column will be larger than the total number of people tested.**

Reporting lab	Inconclusive	Negative	Positive	Percent positive	Total
ATLANTIC CONSOLIDATED LABORATORY		8			8
PENSACOLA CLUSTER			8	100%	8
ADVANCED DIAGNOSTIC LABORATORY		1	7	88%	8
PREMIER COMMUNITY HEALTHCARE GROUP INC		7	1	13%	8
NATIONAL MENTOR HEALTHCARE LLC			8	100%	8
SYLVESTER AT PLANTATION LABORATORY		7	1	13%	8
ST JUDE LABORATORIES		5	2	29%	7
CORNER OAK ESTATE LLC		7			7
JACKSON CLINIC PA,THE		3	4	57%	7
Consulate Health Care of Brandon		7			7
HOLY GARDEN ALF, INC.		7			7
LYNMOORE,THE		7			7
URGENT CARE USA LLC		1	6	86%	7
CVS HEALTH, #3396		7			7
SOUTH COM HEALTH CLINIC, DEPT. OF THE ARMY		7			7
FORT PIERCE FAMILY CARE INC		3	4	57%	7
CARENOW URGENT CARE-MADISON		7			7
EXPRESS DOCS LLC			7	100%	7
KEYSTONE PLACE AT NAPLES PRESERVE		4	3	43%	7
RIVERVIEW REGIONAL MEDICAL CENTER		6	1	14%	7
BAYCARE MEDICAL GROUP		1	6	86%	7
NEW YORK PRESBYTERIAN - LOWER MANHATTAN		7			7
REHAB AND HEALTHCARE CENTER OF CAPE CORAL		7			7
ORANGE PARK PEDIATRICS		4	3	43%	7
IU HEALTH PATHOLOGY		1	6	86%	7
NOVALIFE MEDSPA			7	100%	7
UNIVERSITY OF WASHINGTON MEDICAL CENTER			7	100%	7
DOCTOR'S IN-HOUSE LAB/COMMUNITY HEALTH CENTERS OF PINELLAS -PINELLAS P			7	100%	7
ALACHUA			7	100%	7
LAKELAND REGIONAL HEALTH GATEWAY CENTER		7			7
BROOKDALE DESTIN		1	6	86%	7
LEPE'S HOUSE			7	100%	7
SEA LEVEL LABS			7	100%	7
BENSONHURST URGENT CARE		7			7
HEALTHWORKS MED GROUP OF FLORIDA PA		2	5	71%	7
TRUE HEALTH		5	2	29%	7
BROOKDALE PENSACOLA		7			7
NOVANT HEALTH INPATIENT CARE		2	5	71%	7
PALM POINT BEHAVIORAL HEALTH		7			7
MINUTE CLINIC DIAGNOSTIC OF SC, LLC #42		6	1	14%	7
ST CHARLES HOSPITAL LABORATORY		7			7
ROSEMONT GARDENS INC		7			7
PENINSULA CARE AND REHABILITATION CENTER			7	100%	7
MONTEFIORE MEDICAL CENTER LABORATORIES - WEILER		5	2	29%	7
FLORIDA HOSPITAL KISSIMMEE		4	3	43%	7
WATERFORD AT CREEKSIDE, THE			7	100%	7
MINUTECLINIC, LLC, DBA MINUTECLINIC #6106		5	2	29%	7

COVID-19: testing by laboratory

Data through Jan 10, 2021 verified as of Jan 11, 2021 at 09:25 AM

Data in this report are provisional and subject to change.

The numbers in the table below represent the number of Florida and non-Florida residents for whom test results were received by the Department of Health. A person can be tested by more than one laboratory and can have both positive and negative results. **Therefore, the sum of the numbers in each column will be larger than the total number of people tested.**

Reporting lab	Inconclusive	Negative	Positive	Percent positive	Total
MEDEXPRESS URGENT CARE - MAPLE DRIVE		7			7
MEDLABS DIAGNOSTICS		7			7
GUARDANT HEALTH		4	3	43%	7
AZALEA HEALTH		2	5	71%	7
BAYCARE MEDICAL GROUP INC			7	100%	7
Ocoee Health Care Center		7			7
CENTRAL FLORIDA PEDIATRIC URGENT CARE LLC		6	1	14%	7
CENTERPLACE HEALTH			7	100%	7
DEPARTMENT OF HEALTH- CITRUS COUNTY			7	100%	7
BAPTIST PEDIATRICS		6	1	14%	7
MEDEXPRESS URGENT CARE - FAYETTEVILLE		5	2	29%	7
MINUTECLINIC DIAGNOSTIC OF TN, PC 374		5	2	29%	7
FLORIDA HOSPITAL WINTER PARK		6	1	14%	7
CARLOS PORTU MD, PLLC			7	100%	7
AVON PARK PEDIATRICS			7	100%	7
MULBERRY CARE CENTER		4	3	43%	7
MED LABS DIAGNOSTICS		4	3	43%	7
ECLRS		2	5	71%	7
DIAGNOSTIC CLINIC		6	1	14%	7
PEDIATRICS OF CENTRAL FLORIDA		5	2	29%	7
OCALA FAMILY MEDICAL CENTER		7			7
WILDLIGHT LAB			7	100%	7
MONTEFIORE NYACK HOSPITAL AFFILIATED LABORATORY		7			7
ARCHBOLD MEMORIAL HOSPITAL/LAB		3	4	57%	7
PREMIER URGENT CARE CENTER LLC			7	100%	7
LEE COUNTY HEALTH DEPARTMENT		4	3	43%	7
METROPOLITAN HOSPITAL CENTER		6	1	14%	7
CHILDREN'S HEALTHCARE OF ATLANTA/EGLESTON		7			7
WELLIGENT			7	100%	7
NASSAU COUNTY JAIL		7			7
ENT AND ALLERGY ASSOCIATES OF FLORIDA LLC		6	1	14%	7
HEALTH NETWORK LABORATORIES		6	1	14%	7
Thermopolis Rehabilitation Wellness		7			7
DOCTORS CLINICAL LABORATORY, INC		5	2	29%	7
NORTON HEALTHCARE			7	100%	7
COMMUNITY MEDICAL AND DENTAL CARE INC		7			7
TRUE HEALTH DIAGNOSTICS		1	6	86%	7
SARASOTA - ROBERT L TAYLOR COMMUNITY CENTER		1	6	86%	7
AMERICAN HEALTH ASSOCIATES INC		1	6	86%	7
WYOMING COUNTY COMMUNITY HOSPITAL LABORATORY		7			7
MERCY HEALTH—MUSKEGON		6	1	14%	7
ADVENTIST HEALTH SYSTEM FLORIDA DEPT OF HEALTH		3	4	57%	7
LUXOR SCIENTIFIC LLC		1	6	86%	7
PBC FOUND CARE INC			7	100%	7
GENTRY PARK ORLANDO ASSISTED LIVING		6	1	14%	7
ROSS MEDICAL GROUP			7	100%	7
CVS PHARMACY #8800		5	2	29%	7

COVID-19: testing by laboratory

Data through Jan 10, 2021 verified as of Jan 11, 2021 at 09:25 AM

Data in this report are provisional and subject to change.

The numbers in the table below represent the number of Florida and non-Florida residents for whom test results were received by the Department of Health. A person can be tested by more than one laboratory and can have both positive and negative results. **Therefore, the sum of the numbers in each column will be larger than the total number of people tested.**

Reporting lab	Inconclusive	Negative	Positive	Percent positive	Total
HOLMES COUNTY HEALTH DEPARTMENT		3	4	57%	7
Rosewood Healthcare and Rehabilitation Center		5	2	29%	7
BREVARD HEALTH ALLIANCE INC, THE		2	5	71%	7
LAB UNKNOWN		6	1	14%	7
RIVER OAKS TREATMENT CENTER			7	100%	7
HEALTH CARE LABORATORY SERVICES		1	6	86%	7
SURGERY CENTER OF CORAL GABLES LLC,THE		6	1	14%	7
DIXIE COUNTY HEALTH DEPARTMENT		5	2	29%	7
SCHOOL OF PHARMACY AND PHARMACEUTICAL		7			7
QUE		4	3	43%	7
MEDEXPRESS URGENT CARE CHARLESTON		5	2	29%	7
ORANGE PARK PEDIATRIC ASSOCIATES		1	6	86%	7
PUTNAM COUNTY EMERGENCY RESCUE SERVICE		4	3	43%	7
MEDEXPRESS URGENT CARE, BUTLER		4	3	43%	7
MISSOURI DEPARTMENT OF HEALTH AND SENIOR SERVICES			7	100%	7
FLORIDA DIGESTIVE AND LIVER SPECIALIST		7			7
VETERANS AFFAIRS MEDICAL CENTER - OUTPATIENT			7	100%	7
ST CLOUD PHYSICIAN MANAGMENT LLC		7			7
IRL MARKET LAB			7	100%	7
VERMONT DEPARTMENT OF HEALTH		1	6	86%	7
DORAL URGENT CARE			7	100%	7
ALLEGRO - TAMPA	1	4	2	29%	7
JUPITER ISLAND PUBLIC SAFETY		5	2	29%	7
BRADENTON PHYSICIANS MEDICAL CENTER			7	100%	7
FLORIDA CENTER FOR DERMATOLOGY LABORATORY			7	100%	7
SONORA QUEST LABORATORIES			7	100%	7
CLEVELAND TENNESSEE HOSPITAL COMPANY		6	1	14%	7
HEARTLAND PEDIATRICS OF LAKE PLACID			7	100%	7
GRACE REHABILITATION CENTER OF VERO BEACH		4	2	33%	6
ST PETERSBURG PEDIATRICS-SEMINOLE		6			6
CONCORD LIFE SCIENCES LLC		1	5	83%	6
TEXAS MEDCLINIC			6	100%	6
MINUTECLINIC DIAGNOSTIC OF TN PC #6415		5	1	17%	6
NOT INDICATED		1	5	83%	6
FAMILY MEDICINE OF WESTON LLC			6	100%	6
NORTHERN DUTCHESS HOSPITAL LABORATORY		5	1	17%	6
XPRESS URGENT CARE LLC		6			6
CAPITAL HEALTH PLAN LABORATORIES			6	100%	6
CVS MINUTE CLINIC DIAGNOSTIC OF TEXAS,LLC		4	2	33%	6
PRO HEALTH			6	100%	6
INTERNAL MEDICINE LIPID AND WELNNESS PRACTICE			6	100%	6
DR PHILLIPS MEDICAL WELLNESS CENTER		6			6
CARENOW URGENT CARE-GREEN HILLS		6			6
AMERICAN HOUSE FORT MYERS		6			6
ST LUKES ROOSEVELT LABORATORY		6			6
GLEN FALLS HOSPITAL DEPARTMENT OF PATHOLOGY		6			6
CAPE CORAL URGENT CARE		3	3	50%	6

COVID-19: testing by laboratory

Data through Jan 10, 2021 verified as of Jan 11, 2021 at 09:25 AM

Data in this report are provisional and subject to change.

The numbers in the table below represent the number of Florida and non-Florida residents for whom test results were received by the Department of Health. A person can be tested by more than one laboratory and can have both positive and negative results. **Therefore, the sum of the numbers in each column will be larger than the total number of people tested.**

Reporting lab	Inconclusive	Negative	Positive	Percent positive	Total
SOUTH CAROLINA DEPARTMENT OF HEALTH			6	100%	6
CVS MINUTE CLINIC			6	100%	6
PALMS, THE		6			6
LIFE'S SPECIAL MOMENTS INC		6			6
MINUTECLINIC DIAGNOSTIC OF NORTH CAROLINA, PC		5	1	17%	6
FREEDOM SQUARE NURSING CENTER□			6	100%	6
WATAUGA MEDICAL CENTER		4	2	33%	6
ADVENT HEALTH APOPKA		2	4	67%	6
MERCY COLLEGE HEALTH OFFICE		6			6
LUMADOC HEALTH		4	2	33%	6
VIGILINT HEALTHCARE		4	2	33%	6
SAINT PETER'S UNIVERSITY HOSPITAL		6			6
PUBLIC HEALTH LAB		6			6
CONCENTRA			6	100%	6
MEDEXPRESS URGENT CARE - MIDLOTHIAN		6			6
DALLAS COUNTY HEALTH AND HUMAN SERVICES			6	100%	6
MINUTECLINIC, LLC #4230		5	1	17%	6
CHILDREN'S HOSPITAL OF PHILADELPHIA		5	1	17%	6
TAMIAMI LAB MILLENIUM			6	100%	6
URGENT TEAM - MUSCLE SHOALS		6			6
MC DIAGNOSTIC OF CONNECTICUT, PC #775		5	1	17%	6
MEDEXPRESS URGENT CARE - BEECH GROVE		5	1	17%	6
UT MEMPHIS UNIVERSITY HEALTH SERVICES			6	100%	6
CARESOUTH HHA HOLDINGS OF TALLAHASSEE LLC		6			6
PR HEALTH		1	5	83%	6
LAKE HOWARD HEIGHTS	1	5			6
CARE HERE		1	5	83%	6
BROOKDALE COLONIAL PARK		5	1	17%	6
CERON PEDIATRICS & INTEGRATIVE MEDICIN		6			6
ADVENTHEALTH MEDICAL GROUP PEDIATRICS AT		2	4	67%	6
ST VINCENT'S ST CLAIR		3	3	50%	6
MIAMI BEACH COMMUNITY HEALTH CENTER INC			6	100%	6
ST VINCENT'S CHILTON		4	2	33%	6
RIVERWOOD CENTER,THE□			6	100%	6
THE VILLAGES REGIONAL HOSPITAL FREESTANDING		3	3	50%	6
WHITE-WILSON MEDICAL CENTER		6			6
ISLAND COAST PEDIATRICS IN-HOUSE LAB		6			6
MEDEXPRESS URGENT CARE- MARYLAND		6			6
DEBARY HEALTH AND REHABILITATION CENTER		6			6
PENN MEDICINE PRINCETON MEDICAL CENTER		6			6
AARK LABORATORY		6			6
CLEARWATER PEDIATRIC CARE		1	5	83%	6
FLORIDA CANCER SPECIALISTS & RESEARCH INSTITUTE		5	1	17%	6
NORTH BEACH REHABILITATION CENTER		5	1	17%	6
MEDICAL CENTER AT OCEAN REEF		1	5	83%	6
OPTUM SILVER LAKES			6	100%	6
CAPRONA GROUP HOME			6	100%	6

COVID-19: testing by laboratory

Data through Jan 10, 2021 verified as of Jan 11, 2021 at 09:25 AM

Data in this report are provisional and subject to change.

The numbers in the table below represent the number of Florida and non-Florida residents for whom test results were received by the Department of Health. A person can be tested by more than one laboratory and can have both positive and negative results. **Therefore, the sum of the numbers in each column will be larger than the total number of people tested.**

Reporting lab	Inconclusive	Negative	Positive	Percent positive	Total
MINUTECLINIC DIAGNOSTIC OF NEW JERSEY, LLC # 7069		6			6
UNILAB		2	4	67%	6
RAINBOW PEDIATRIC CENTER PA		4	2	33%	6
YORKVILLE PEDIATRIC URGENT CARE		6			6
VITAS HEALTH INC			6	100%	6
Lab MSMC Hialeah			6	100%	6
CURATIVE CARE CENTER INC		1	5	83%	6
MIRIMUS INC		1	5	83%	6
OPTIONS FOR SENIORS INC DBA PALM KREST MANOR		4	2	33%	6
BOCA VIPEDIATRICS			6	100%	6
FLORIDA WOMAN CARE LABORATORY			6	100%	6
MEDEXPRESS URGENT CARE - SALEM		3	3	50%	6
DOH JACKSONVILLE CENTRAL LABORATORY		3	3	50%	6
MEDEXPRESS URGENT CARE - STAUNTON		2	4	67%	6
Northwell Lab		2	4	67%	6
MEDEXPRESS URGENT CARE - ELM GROVE		5	1	17%	6
THOMAS JEFFERSON UNIVERSITY HOSPITAL		4	2	33%	6
MINUTECLINIC, LLC #05038		6			6
PRIMECARE AT PORT ORANGE			6	100%	6
SHERMAN-ABRAMS LABORATORY INC		6			6
LAKE COUNTY SCHOOLS EMPLOYEE HEALTH CENTER		3	3	50%	6
LANE PEDIATRICS PA			6	100%	6
PROHEALTH MED		1	5	83%	6
MIAMI RESCUE MISSION CLINIC INC			6	100%	6
AIR, LAND & SEA PHYSICALS & CONSULTATIONS, LLC		6			6
THE CLINIC PREMISE HEALTH			6	100%	6
MEDEXPRESS URGENT CARE, JOHNSTOWN		5	1	17%	6
MC DIAGNOSTIC OF CONNECTICUT, PC #1960		6			6
BOCA SIMON LAB		1	5	83%	6
FLORIDA MEDICAL SPECIALISTS		2	4	67%	6
ETHOS LABORATORIES		6			6
ARLINGTON OF NAPLES		6			6
MEDEXPRESS URGENT CARE-PITTSFIELD		6			6
MINUTECLINIC DIAGNOSTIC OF TN PC #386		6			6
MEDEXPRESS ELKINS		6			6
COLLIER BLVD HMA PHYSICIAN MANAGEMENT,, LLC			6	100%	6
CARESPOT EXPRESS HEALTHCARE			6	100%	6
TIMBER CREEK PEDIATRICS		6			6
MINUTECLINIC DIAGNOSTIC OF NORTH		6			6
RICH STREET GROUP HOME			6	100%	6
ATLAN		5	1	17%	6
CARENOW URGENT CARE-SOUTHLAKE			6	100%	6
IGENEX INC		6			6
JERSEY SHORE MEDICAL CENTER		6			6
GENETIC TECHNOLOGICAL INNOVATIONS			6	100%	6
ENIGMA DIAGNOSTIC, INC.			6	100%	6
CVS MINUTE CLINIC DIAGNOSTIC OF TEXAS, LLC		6			6

COVID-19: testing by laboratory

Data through Jan 10, 2021 verified as of Jan 11, 2021 at 09:25 AM

Data in this report are provisional and subject to change.

The numbers in the table below represent the number of Florida and non-Florida residents for whom test results were received by the Department of Health. A person can be tested by more than one laboratory and can have both positive and negative results. **Therefore, the sum of the numbers in each column will be larger than the total number of people tested.**

Reporting lab	Inconclusive	Negative	Positive	Percent positive	Total
BROWARD COUNTY HEALTH DEPT.			6	100%	6
PATHGROUP LABS, LLC		4	2	33%	6
PALMETTO HEALTH ALLIANCE		3	3	50%	6
MAIMONIDES MEDICAL CENTER		4	2	33%	6
AFC URGENT CARE - CEDAR GROVE		6			6
ABBNEY MANOR RETIREMENT RESIDENCE INC		6			6
CAREWELL 301 - WARWICK			6	100%	6
FIRST COAST CARDIOVASCULAR INSTITUTE PA			6	100%	6
MEDEXPRESS URGENT CARE - HOT SPRINGS		6			6
BETH ISRAEL DEACONESS MEDICAL CENTER			6	100%	6
RIVER CITY PRIMARY AND URGENT CARE			6	100%	6
VALDOSTA FAMILY MEDICINE			6	100%	6
BAYCARE HEALTH SYSTEMS, LLC			6	100%	6
Manor Care of Dunedin		6			6
WELL-BEING MEDICAL CENTER PLLC		5	1	17%	6
FLORIDA HOSPITAL APOPKA		5	1	17%	6
MEDICANA NURSING AND REHAB CENTER			6	100%	6
CVS MINUTE CLINIC DIAGNOSTIC PA		5	1	17%	6
OSWEGO HOSPITAL LABORATORY		6			6
VIBRANT AMERICA		4	2	33%	6
LAWTON CHILES HEALTH CENTER		1	5	83%	6
BAYCARE ALLIANT HOSPITAL			6	100%	6
Westchester General Hospital			5	100%	5
MEDEXPRESS URGENT CARE-DUBOIS		5			5
KENILWORTH CARE & REHABILITATION CENTER			5	100%	5
CONCENTRA URGENT CARE		1	4	80%	5
BETHESDA COMMUNITY HEALTH CENTER			5	100%	5
MEDEXPRESS URGENT CARE-PETERS TWP		5			5
CLEVELAND CLINIC MARTIN HEALTH NURSING & RESTORATIVE		5			5
SENIOR LIVING IV SUN CITY LLC		5			5
HAVEN HOSPICE			5	100%	5
MEDEXPRESS URGENT CARE MURRYSVILLE		3	2	40%	5
ST JOSEPH WOMENS HOSPITAL			5	100%	5
WEEMS MEMORIAL HOSPITAL		3	2	40%	5
FLORIDA MEDICAL CL ODOM TPA		2	3	60%	5
BOCA BIOLISTICS LLC			5	100%	5
AEL KNOXVILLE			5	100%	5
SOUTHEASTERN PEDIATRIC ASSOCIATES			5	100%	5
HAWTHORNE INN OF LAKELAND		5			5
FHMG_FM AND IM AVALON PARK		1	4	80%	5
UNIVERSITY OF MIAMI MILLER SCHOOL OF MEDICINE			5	100%	5
Life Care Center of Estero			5	100%	5
MINUTECLINIC DIAGNOSTIC OF NEW JERSEY,		5			5
PRECISION DIAGNOSTICS INC - NJ		5			5
URGENT CARE OF LONGWOOD			5	100%	5
ATMORE NURSING CENTER		4	1	20%	5
WOODHULL MEDICAL AND MENTAL HEALTH CTR		5			5

COVID-19: testing by laboratory

Data through Jan 10, 2021 verified as of Jan 11, 2021 at 09:25 AM

Data in this report are provisional and subject to change.

The numbers in the table below represent the number of Florida and non-Florida residents for whom test results were received by the Department of Health. A person can be tested by more than one laboratory and can have both positive and negative results. **Therefore, the sum of the numbers in each column will be larger than the total number of people tested.**

Reporting lab	Inconclusive	Negative	Positive	Percent positive	Total
COOPER HOSPITAL/UNIVERSITY MEDICAL		5			5
ATLANTIC COMMUNITY HIGH SCHOOL		4	1	20%	5
BEACH HOUSE		5			5
MEDEXPRESS URGENT CARE - RICHMOND, NINE MILE RD		5			5
STATMED OCALA			5	100%	5
NORTH FLORIDA PEDIATRICS JASPER			5	100%	5
BROOKDALE CLERMONT			5	100%	5
UNIVERSITY OF CHICAGO MEDICAL CENTER LAB			5	100%	5
ORCHID COVE		2	3	60%	5
HUNTERS CREEK PEDIATRICS		5			5
JOHN T MATHER MEMORIAL HOSPITAL LABORATORY		5			5
WATSON THERAPEUTICS		1	4	80%	5
MEDEXPRESS URGENT CARE-NESHANNOCK TWP		4	1	20%	5
NELSON BIOLOGICAL			5	100%	5
NORTH FLORIDA RETIREMENT VILLAGE		5			5
SOUTHERN OCEAN MEDICAL CENTER		5			5
LONGWOOD PEDIATRICS LLC			5	100%	5
UF HEALTH			5	100%	5
TANNER MEDICAL CENTER EAST AL		5			5
JUPITER ISLAND MEDICAL CLINIC INC		5			5
THE UNIVERSITY OF VERMONT MEDICAL CENTER		4	1	20%	5
MCR HEALTH LAWTON CHILES ADMINISTRATION STE A		1	4	80%	5
LAKE COUNTY DETENTION CENTER		3	2	40%	5
LABCORP UNSPECIFIED		5			5
GUTHRIE MEDICAL GROUP LABORATORIES		5			5
PRECISION LABS LLC		2	3	60%	5
WATERTOWN URGENT CARE PLLC		5			5
DEPARTMENT OF HEALTH AND HUMAN SERVICES LANSING			5	100%	5
PULSE & REMEDY LLC			5	100%	5
FRANCES WARDE MEDICAL LABORATORY		2	3	60%	5
COMMONS AT ORLANDO LUTHERAN TOWERS SNF			5	100%	5
Army Residence Community		5			5
ASCENSION ST VINCENT'S CLAY COUNTY			5	100%	5
MANATEE PEDIATRICS			5	100%	5
THE PLAZA AT PARKSQUARE		5			5
CHAMPLAIN VALLEY PHYSICIANS HOSPITAL		3	2	40%	5
WINDSOR OF GAINESVILLE		5			5
OPTUMCARE FLORIDA, LLC		3	2	40%	5
JOE DIMAGGIO CHILDREN'S HOSPITAL		1	4	80%	5
INTERNAL MEDICINE & PRIMARY CARE ASSOCIATES, PLC			5	100%	5
NOVANT HEALTH UVA		2	3	60%	5
MINUTECLINIC DIAGNOSTIC OF SC, LLC #2		5			5
UPMC HEALTH SYSTEM		4	1	20%	5
DICKSON MEDICAL ASSOCIATES PC PATH LAB		4	1	20%	5
MINUTE CLINIC		1	4	80%	5
CVS MINUTE CLINIC DIAGNOSTIC OF VIRGINIA		5			5
NORTHPORT MEDICAL CENTER LAB		5			5

COVID-19: testing by laboratory

Data through Jan 10, 2021 verified as of Jan 11, 2021 at 09:25 AM

Data in this report are provisional and subject to change.

The numbers in the table below represent the number of Florida and non-Florida residents for whom test results were received by the Department of Health. A person can be tested by more than one laboratory and can have both positive and negative results. **Therefore, the sum of the numbers in each column will be larger than the total number of people tested.**

Reporting lab	Inconclusive	Negative	Positive	Percent positive	Total
TULLAHOMA HMA, LLC		4	1	20%	5
GRAND VILLA OF ENGLEWOOD		1	4	80%	5
MANATEE COUNTY JAIL		4	1	20%	5
INSPIRED LIVING AT PALM BAY		5			5
AMERICAN MEDICAL RESPONSE - DENVER		2	3	60%	5
ST JOHNS BIOMEDICAL LAB		5			5
DAVITA DIALYSIS		4	1	20%	5
MIAMI COMPREHENSIVE MEDICINE GROUP PA		4	1	20%	5
INDIANA STATE DEPARTMENT OF HEALTH		1	4	80%	5
UCF STUDENT HEALTH SERVICES LABORATORY		2	3	60%	5
THE PALMS REHABILITATION AND HEALTHCARE CENTER		5			5
MINUTECLINIC DIAGNOSTIC OF PENNSYLVANIA, LLD #1545		5			5
PEDIATRICS URGENT CARE, LLC			5	100%	5
MINUTECLINIC DIAGNOSTIC OF TN, PC 4992		5			5
WEST PACIFIC MEDICAL LABORATORY			5	100%	5
MINUTECLINIC DIAGNOSTIC OF TN PC #320		5			5
REHABILITATION CENTER AT JUPITER GARDENS		5			5
LONG ISLAND JEWISH FOREST HILLS HOSPITAL		5			5
PEDIATRICS OF ALTAMONTE		5			5
JOSEF SCHENKER MD PC DBA CENTERS URGENT		4	1	20%	5
EGL GENETICS DIAGNOSTICS			5	100%	5
MINUTECLINIC DIAGNOSTIC OF PA, LLC (1036)		4	1	20%	5
FAMILY CARE MEDICAL CENTER			5	100%	5
Kennedy University Hospital		5			5
Grand Villa of Clearwater		4	1	20%	5
FINLAY		1	4	80%	5
GREENVILLE MEMORIAL HOSPITAL LAB			5	100%	5
CORAL LANDING ASSISTED LIVING		5			5
MEDEXPRESS URGENT CARE-MUNCIE		5			5
ST CLOUD COMPOUNDING PHARMACY & WELLNESS CENTER		5			5
TAMPA BAY CONCIERGE DOCTOR, LLC		5			5
AMERICAN EAGLE LEESBURG AL LLC DBA VISTA LAKE			5	100%	5
MEDEXPRESS URGENT CARE - BATTLE CREEK		3	2	40%	5
PARRISH HEALTH CENTER		5			5
MINUTECLINIC, LLC #244		4	1	20%	5
MINUTECLINIC MINUTECLINIC #4977		3	2	40%	5
DR. PHILLIPS MEDICAL WELLNESS CENTER		3	2	40%	5
BAYSHORE LABORATORY		4	1	20%	5
PANIRA HEALTHCARE CLINIC			5	100%	5
MEDEXPRESS URGENT CARE - STATE COLLEGE		4	1	20%	5
CENTREX CLINICAL LABS INC		5			5
CITIZENS BAPTIST MEDICAL CENTERS LAB		4	1	20%	5
BAPTIST HEALTH - TOWN CENTER			5	100%	5
PALM BEACH COUNTY HEALTH DEPARTMENT LABORATORY			5	100%	5
EASTCHESTER PEDIATRIC MEDICAL GROUP		5			5
MINUTECLINIC DIAGNOSTIC OF TEXAS		5			5
MOBILE RESPONSE DIAGNOSTICS LLC		5			5

COVID-19: testing by laboratory

Data through Jan 10, 2021 verified as of Jan 11, 2021 at 09:25 AM

Data in this report are provisional and subject to change.

The numbers in the table below represent the number of Florida and non-Florida residents for whom test results were received by the Department of Health. A person can be tested by more than one laboratory and can have both positive and negative results. **Therefore, the sum of the numbers in each column will be larger than the total number of people tested.**

Reporting lab	Inconclusive	Negative	Positive	Percent positive	Total
CRESTWOOD MEDICAL CENTER		4	1	20%	5
LAKE NONA PEDIATRICS IN ASSOCIATION WITH NEMOURS		5			5
EL PARAISO HOME INC		5			5
HENDRY REGIONAL CONVENIENT CARE CENTER			5	100%	5
MINUTECLINIC DIAGNOSTIC MEDICAL GROUP		5			5
VAIL VALLEY MEDICAL CENTER			5	100%	5
MINUTE-CLINIC DIAGNOSTIC OF VIRGINIA, LLC #2003		4	1	20%	5
CYPRESS CREEK MEDICAL CENTER			5	100%	5
Signature Healthcare of Ormond		5			5
MACCLENNY NURSING AND REHAB			5	100%	5
MC DIAGNOSTIC OF CONNECTICUT PC #459		5			5
MEDEXPRESS URGENT CARE - WILLIAMSPORT		4	1	20%	5
VIERA PEDIATRICS		1	4	80%	5
URGENT MEDICAL CENTER INC		2	3	60%	5
RUSH UNIVERSITY MEDICAL CENTER LABORATORY			5	100%	5
NORTH SHORE HEMATOLOGY-ONCOLOGY ASSOCIATES, PC		5			5
DOCS URGENT CARE		1	4	80%	5
Grand Villa of Deerfield Beach		3	2	40%	5
GULF COAST VETERANS HCS PANAMA CITY OPC		5			5
COPELAND MEDICAL CLINIC		3	2	40%	5
FLORIDA HOSPITAL LAKE MARY		5			5
XRL SXF REF LAB		5			5
HILLSBOROUGH COUNTY HEALTH DEPARTMENT			5	100%	5
BROWNE MEDICAL		5			5
QUINTON MEMORIAL HEALTH CARE CENTER		5			5
MEDICAL CENTER OF BLOUNTSTOWN			5	100%	5
OKEECHOBEE URGENT CARE			5	100%	5
MOUNT SINAI BROOKLYN LABORATORY		4	1	20%	5
SUTTER TRACY COMMUNITY HOSPITAL			5	100%	5
ELITE MD GROUP INC		1	4	80%	5
FLORIDA DEPARTMENT OF HEALTH - INVERNESS		3	2	40%	5
CVS MINUTE CLINIC DIAGNOSTIC OF NEW JERSEY		5			5
UT SOUTHWESTERN MEDICAL CENTER			5	100%	5
Florida Clinical Laboratory		1	4	80%	5
MAXHEALTH		4	1	20%	5
WESTMINSTER SHORES			5	100%	5
NORTH FLORIDA EVALUATION AND TREATMENT CENTER		3	2	40%	5
ELLIS HOSPITAL LABORATORY		5			5
WAKEMED		1	4	80%	5
INDIAN RIVER PRIMARY CARE PA		5			5
ILLINOIS DEPARTMENT OF PUBLIC HEALTH			5	100%	5
MEDEXPRESS URGENT CARE - HUNTINGTON WE		5			5
APOLLO GARDENS RETIREMENT RESIDENCE CARE		5			5
MIAMI CANCER INSTITUTE			5	100%	5
MEDEXPRESS URGENT CARE PORT HURON		4	1	20%	5
OMNICARE PHARMACY OFTEXAS 1, LP DBA OMNICARE		5			5
COMMUNITY HEALTH OF SOUTH FLORIDA			5	100%	5

COVID-19: testing by laboratory

Data through Jan 10, 2021 verified as of Jan 11, 2021 at 09:25 AM

Data in this report are provisional and subject to change.

The numbers in the table below represent the number of Florida and non-Florida residents for whom test results were received by the Department of Health. A person can be tested by more than one laboratory and can have both positive and negative results. **Therefore, the sum of the numbers in each column will be larger than the total number of people tested.**

Reporting lab	Inconclusive	Negative	Positive	Percent positive	Total
LEE MEMORIAL HEALTH SYSTEM		2	3	60%	5
NEW HAMPSHIRE DEPARTMENT OF HEALTH AND HUMAN SERVICES		3	2	40%	5
PERDIDO URGENT CARE			5	100%	5
CARL R DARNALL ARMY MEDICAL CENTER			5	100%	5
ORMOND MEDICAL ARTS		3	2	40%	5
CARE 4 U MANAGEMENT, INC			5	100%	5
MEDEXPRESS URGENT CARE - SWANSEA, N ILLINOIS ST		4	1	20%	5
CAREHERE LCS- EUSTIS			5	100%	5
PEDIATRIC URGENT HEALTH CARE			5	100%	5
PEDIATRICS OF CENTRAL FLORIDA – POINCIANA		3	2	40%	5
MEDEXPRESS URGENT CARE - WEIRTON		4			4
MEDEXPRESS URGENT CARE - LOGAN		4			4
FIFTH AVENUE PEDIATRICS		3	1	25%	4
CARE ONE PRIMARY CARE			4	100%	4
WILLIAM A HINTON STATE LABORATORY INSTITUTE		1	3	75%	4
INTERMARKET FACILITY			4	100%	4
UTAH DEPARTMENT OF HEALTH			4	100%	4
MAGNOLIA PEDIATRICS GROUP LLC			4	100%	4
RIO PINAR HEALTH CARE			4	100%	4
BAYLOR ESOTERIC AND MOLECULAR LAB			4	100%	4
ARKANSAS DEPARTMENT OF HEALTH			4	100%	4
PRIMARY CARE WALK IN CLINIC PLLC			4	100%	4
SHARP MEMORIAL HOSPITAL MICROBIOLOGY DEPT			4	100%	4
CENTERPLACE HEALTH, INC			4	100%	4
MEDEXPRESS URGENT CARE - FORT WORTH S		3	1	25%	4
MEDEXPRESS URGENT CARE - GLENDALE		4			4
OCHSNER MEDICAL CENTER			4	100%	4
FLORIDA CLINICAL LABORATORY - BIOREFERENCE LABORATORIES		2	2	50%	4
DEPARTMENT OF HEALTH AND HUMAN SERVICES STATE OF NEW HAMPSHIRE			4	100%	4
Bardmoor Oaks Healthcare and Rehabilitation Center		3	1	25%	4
Westminster Manor		3	1	25%	4
MD NOW MEDICAL CENTER INC			4	100%	4
West Gate Village, LLC		4			4
HEALTH AND WELLNESS CENTER			4	100%	4
CARENOW URGENT CARE - WINTER SPRINGS		3	1	25%	4
MEDEXPRESS URGENT CARE - BLUEFIELD		3	1	25%	4
HEALTHY MINORS PEDIATRIC URGENT CARE		4			4
MINUTE CLINIC, LLC #1434		4			4
ACCENT PHYSICIAN SPECIALISTS PA		4			4
SANFORD SOUTH UNIVERSITY		4			4
LAKE CO SCHOOLS EMPLOYEE HEALTH & WELLNESS CENTER		3	1	25%	4
CVA MINUTE CLINIC DIAGNOSTIC OF VIRGINIA, LLC		4			4
INTEGRATED FAMILY MEDICAL CENTER			4	100%	4
UNION CITY MANOR NURSING CENTER		4			4
MEDEXPRESS URGENT CARE - MOUNTAIN HOME		3	1	25%	4
MINUTE CLINIC DIAGNOSTIC OF TEXAS, LLC		4			4
SONIC REFERENCE LABORATORY			4	100%	4

COVID-19: testing by laboratory

Data through Jan 10, 2021 verified as of Jan 11, 2021 at 09:25 AM

Data in this report are provisional and subject to change.

The numbers in the table below represent the number of Florida and non-Florida residents for whom test results were received by the Department of Health. A person can be tested by more than one laboratory and can have both positive and negative results. **Therefore, the sum of the numbers in each column will be larger than the total number of people tested.**

Reporting lab	Inconclusive	Negative	Positive	Percent positive	Total
SIGNATURE CARE MONTROSE		2	2	50%	4
DTR LABS		3	1	25%	4
GENEVA GENERAL HOSPITAL LABORATORY		3	1	25%	4
REDMED OF CROSSTOWN		1	3	75%	4
CAPTAIN JAMES A. LOVELL FEDERAL HEALTHCARE CENTER			4	100%	4
MINUTECLINIC DIAGNOSTIC OF GEORGIA, LL		4			4
UW MEDICINE VIROLOGY LAB			4	100%	4
CDRX INFUSION			4	100%	4
MINUTE CLINIC DIAGNOSTIC OF MICHIGAN PC		4			4
SOUTHERN LABORATORY SERVICES OF NWF		4			4
OKLAHOMA STATE DEPARTMENT OF HEALTH-PUBLIC HEALTH LABORATORY			4	100%	4
Park Ridge Nursing Center		3	1	25%	4
CAPITAL HEALTH LABORATORY INC			4	100%	4
THE LODGE AND REHABILITATION CENTER		3	1	25%	4
L3HARRIS FAMILY MEDICAL CENTER			4	100%	4
FLORENCE - HUNTSVILLE HOSPITAL URGENT CARE		3	1	25%	4
DOCTORS EXPRESS OF ST PETERSBURG			4	100%	4
LIFE CARE HOME HEALTH SERVICES LLC		1	3	75%	4
SIGNATURE CARE EMERGENCY CENTER		2	2	50%	4
EAST BANK HOSPITAL - UNIVERSITY OF MINNESOTA MEDICAL CENTER			4	100%	4
LEON MEDICAL CENTERS, LLC			4	100%	4
STEINHATCHEE DRUGS		2	2	50%	4
ALAN SERURE MD		4			4
CITYMD		1	3	75%	4
THE RETREAT AT PORT ORANGE			4	100%	4
MC DIAGNOSTIC OF CONNECTICUT, PC #1966		4			4
BIOTEST PLASMA CENTER		4			4
MEDEXPRESS URGENT CARE - BECKLEY CROSS		3	1	25%	4
MAIN STREET MEDICAL CENTER OF CRESTVIEW PA		1	3	75%	4
THE LITTLE CLINIC			4	100%	4
BOROPARK URGENT CARE		3	1	25%	4
MEDEXPRESS URGENT CARE - MT LEBANON		3	1	25%	4
TRIDENT BIOMETRICS		3	1	25%	4
ALVARO J DANGOND MD PA		4			4
ABSOLUTE HEALTH		4			4
SUNSHINE PEDIATRICS OF CENTRAL FLORIDA PL		2	2	50%	4
MEDEXPRESS URGENT CARE HUNTINGTON		4			4
COMPASSION PEDIATRICS			4	100%	4
Heartland of Boynton Beach			4	100%	4
Walker BaptistMedCtr		3	1	25%	4
FLORIDA CANCER SPECIALISTS AND RESEARCH		2	2	50%	4
EXPRESS TESTING-ONE			4	100%	4
CAREWELL 202			4	100%	4
MARION AND BERNARD L SAMSON NURSING CENTER			4	100%	4
BIRMINGHAM VAMC		1	3	75%	4
TARPON SPRINGS PEDIATRICS, LLC			4	100%	4
APEX HOME HEALTH CARE		4			4

COVID-19: testing by laboratory

Data through Jan 10, 2021 verified as of Jan 11, 2021 at 09:25 AM

Data in this report are provisional and subject to change.

The numbers in the table below represent the number of Florida and non-Florida residents for whom test results were received by the Department of Health. A person can be tested by more than one laboratory and can have both positive and negative results. **Therefore, the sum of the numbers in each column will be larger than the total number of people tested.**

Reporting lab	Inconclusive	Negative	Positive	Percent positive	Total
FLORIDA HOSPITAL ALTAMONTE		2	2	50%	4
ST JOSEPH'S HOSPITAL LABORATORY			4	100%	4
MEDEXPRESS URGENT CARE - CLARKSBURG		4			4
MEDEXPRESS URGENT CARE MORGANTOWN		4			4
MEDEXPRESS URGENT CARE PLEASANT HILLS		3	1	25%	4
FLORIDA DEPARTMENT OF HEALTH WASHINGTON COUNTY		2	2	50%	4
ADVENTHEALTH MEDICAL GROUP MULTISPECIALTY			4	100%	4
MEDEXPRESS URGENT CARE - MARKHAM STREE		3	1	25%	4
AHEC CLINIC		1	3	75%	4
MEDEXPRESS URGENT CARE, FAIRMONT		4			4
MINUTE CLINIC OF KANSAS PA		1	3	75%	4
MEDEXPRESS URGENT CARE - TEAYS VALLEY		3	1	25%	4
LAKE FOREST PARK OP CO LLC		4			4
ADVENTHEALTH CAR CENTER APOPKA			4	100%	4
MEDEXPRESS - NEW CASTLE, DUPONT HWY		4			4
MIZELL MEMORIAL HOSPITAL			4	100%	4
MINUTE CLINIC DIAGNOSTIC OF PENNSYLVANIA		4			4
MEDEXPRESS URGENT CARE - FREDERICK		4			4
MINUTECLINIC DIAGNOSTIC OF ILLINOIS		3	1	25%	4
CELAL GUROL ERBAY, MD			4	100%	4
UNIVERSITY OF WASHINGTON MEDICAL CENTER (UWMC) EMERGENCY DEPT.			4	100%	4
MINUTECLINIC DIAGNOSTIC OF VIRGINIA, LLC #1656		4			4
PEACEHEALTH LABORATORIES		3	1	25%	4
Calusa Harbour			4	100%	4
MIGUEL E TREVINO MD PA		2	2	50%	4
SOUTH FLORIDA FAMILY HEALTH & RESEARCH CTR			4	100%	4
MINUTECLINIC DIAGNOSTIC OF VIRGINIA		4			4
THE DOCTORS CENTER HEALTHCARE-SOUTHSIDE		1	3	75%	4
DYNACARE LABORATORIES			4	100%	4
CARENOW URGENT CARE-HERMITAGE			4	100%	4
BELLIN HEALTH LAB		1	3	75%	4
WYOMING PUBLIC HEALTH LAB			4	100%	4
ST LUCIE COUNTY JAIL		4			4
URGENT TEAM - HUNTSVILLE		3	1	25%	4
MEMORIAL HEALTHCARE SYSTEM		1	3	75%	4
ERIC C MRSHAL, MD, PC #1842		3	1	25%	4
CLINICAL LABORATORIES OF THE BUFFALO		3	1	25%	4
ELITE MEDICAL CENTER			4	100%	4
COLUMBIA MEMORIAL HOSPITAL LABORATORY		4			4
MEMORIAL HEALTH CARE SYSTEMS			4	100%	4
Conway Lakes Health and Rehabilitation Center		4			4
NOMI HEALTH LAB SERVICES LLC			4	100%	4
CLAY PRIMARY & FAMILY CARE LLC			4	100%	4
ACCENTCARE		4			4
CVS MINUTE CLINIC DIAGNOSTIC PA #3060		3	1	25%	4
SunTerrace Health Care Center		3	1	25%	4
ORLANDO FAMILY MEDICAL INC		4			4

COVID-19: testing by laboratory

Data through Jan 10, 2021 verified as of Jan 11, 2021 at 09:25 AM

Data in this report are provisional and subject to change.

The numbers in the table below represent the number of Florida and non-Florida residents for whom test results were received by the Department of Health. A person can be tested by more than one laboratory and can have both positive and negative results. **Therefore, the sum of the numbers in each column will be larger than the total number of people tested.**

Reporting lab	Inconclusive	Negative	Positive	Percent positive	Total
MC DIAGNOSTIC OF CONNECTICUT , PC # 3		2	2	50%	4
BERRYHILL MANOR		4			4
RIVERVIEW ALF OPERATOR LLC			4	100%	4
BARTON MEMORIAL HOSPITAL		3	1	25%	4
Fouraker Hills Rehab and Nursing			4	100%	4
FLAGLER HEALTH SERVICES INC			4	100%	4
VRL LABORATORIES			4	100%	4
BIG BEND HOSPICE INC		4			4
LAUREL POINT CARE ACQUISITION LLC DBA SANDGATE GARDENS REHAB AND NURSI			4	100%	4
MINUTECLINIC, LLC #03965		4			4
PENSACOLA PEDIATRICS MILTON			4	100%	4
MEDEXPRESS URGENT CARE - TARENTUM		4			4
MINUTECLINIC DIAGNOSTIC OF RHODE ISLAND		2	2	50%	4
URGENT CARE - OCONEE		2	2	50%	4
FISHERMEN'S HOSPITAL			4	100%	4
KEYSTONE REHABILITATION AND HEALTH CENTER			4	100%	4
PARTNERS PHARMACY OF FLORIDA LLC		4			4
CELERION			4	100%	4
PUTNAM HOSPITAL CENTER LABORATORY		4			4
UHEALTH UNIVERSITY OF MIAMI			4	100%	4
FLORIDA HEART AND VASCULAR			4	100%	4
REHABILITATION CENTER OF WINTER PARK,THE			4	100%	4
COLLIER HMA PHYSICIAN MANAGEMENT, LLC			4	100%	4
FCHC (OB)-DARWIN SQUARE CTR.			4	100%	4
COVENIENT CARE MEDICAL CLINIC			4	100%	4
PANCARE HEALTH - PONCE DE LEON			4	100%	4
PARKSIDE HEALTH AND REHABILITATION CENTER			4	100%	4
HELIX KH UC			4	100%	4
VITAL CARE URGENT CARE			4	100%	4
CRESTVIEW IMMEDIATE CARE LL			4	100%	4
MEDEXPRESS URGENT CARE - PRINCETON		4			4
FHCP – ORMOND BEACH			4	100%	4
CONSULATE HEATH CARE AT WEST ALTAMONTE			4	100%	4
COURTYARD GARDENS OF BOYNTON BEACH, LLC		1	3	75%	4
AHC Decatur County		4			4
CARENOW URGENT CARE-WEST END		4			4
KENDALL REGIONAL MEDICAL CNTR			4	100%	4
URGENT CARE OF ERWIN		4			4
MEDEXPRESS URGENT CARE - IRVING		4			4
MARSHALL MEDICAL CENTER SOUTH LAB		3	1	25%	4
THONOTOSASSA COMMUNITY HEALTH CENTER		1	3	75%	4
FLORIDA HEALTHCARE OF ORLANDO			4	100%	4
Grace Rehabilitation of Vero Beach		4			4
WELLINGTON REGIONAL MEDICAL CENTER			4	100%	4
MAILBOX DIAGNOSTICS		2	2	50%	4
PRIMECARE		2	2	50%	4
JOHNS HOPKINS ALL CHILDRENS			4	100%	4

COVID-19: testing by laboratory

Data through Jan 10, 2021 verified as of Jan 11, 2021 at 09:25 AM

Data in this report are provisional and subject to change.

The numbers in the table below represent the number of Florida and non-Florida residents for whom test results were received by the Department of Health. A person can be tested by more than one laboratory and can have both positive and negative results. **Therefore, the sum of the numbers in each column will be larger than the total number of people tested.**

Reporting lab	Inconclusive	Negative	Positive	Percent positive	Total
FLORIDA MENTOR		4			4
UNILAB OF DADE INC			4	100%	4
CVS MINUTE CLINIC DIAGNOSTIC MED GRP OF SAN		2	2	50%	4
TRUE HEALTH- HOFFNER		3	1	25%	4
CRESTAR LABS		2	2	50%	4
MEDEXPRESS URGENT CARE - MBURG COMMONS		4			4
GENEXPERT			4	100%	4
CVS MINUTE CLINIC, LLC #22		3	1	25%	4
HAMPTON ALF AT 24TH ROAD LLC			4	100%	4
BENEVA LAKES HEALTHCARE & REHAB CENTER			4	100%	4
RHODE ISLAND DEPARTMENT OF HEALTH			4	100%	4
VITAS HEALTHCARE			4	100%	4
KEY TRAINING CENTER			4	100%	4
COMPUNET CLINICAL LAB			4	100%	4
MINUTE CLINIC DIAGNOSTIC OF NORTH CAROLINA		4			4
PALM HARBOR DERMATOLOGY		4			4
GUTHRIE MEDICAL GROUP - CORNING		3	1	25%	4
SIMEDHEALTH LLC		2	2	50%	4
BLOOMINGDALE PEDIATRIC ASSOCIATES PA			4	100%	4
ADVENTHEALTH NEW SMYRNA BEACH COMMUNITY HEALTH			4	100%	4
Millennium Nursing & Rehab Center		4			4
MINUTECLINIC DIAGNOSTIC OF OKLAHOMA		3	1	25%	4
FRUITVILLE URGENT CARE			4	100%	4
CHILDREN'S MEDICAL GROUP		4			4
MINUTECLINIC DIAGNOSTICS OF IND, LLC		4			4
MEDICINE SHOPPE #1306 THE		3	1	25%	4
INFECTION CONTROL/ EMPHEALTH		3	1	25%	4
Health Care Center of Jacksonville			4	100%	4
COMPREHENSIVE CLINICAL RESEARCH, LLC			4	100%	4
WESLEY CHAPEL INTERNAL MEDICINE AND PEDIATRICS			4	100%	4
PHYSICIANS IMMEDIATE CARE AURORA			4	100%	4
GNT ASSOCIATES		3	1	25%	4
KANSAS DEPARTMENT OF HEALTH		2	2	50%	4
NEULIFE NEUROLOGICAL SERVICES LLC			4	100%	4
PRL NYC PANDEMIC RESPONSE LAB			4	100%	4
MEDEXPRESS - NEWARK		4			4
ENCOMPASS HOME HEALTH		4			4
NORTHEAST ALABAMA REGIONAL MEDICAL CENTER		2	2	50%	4
A AND R RESEARCH GROUP LLC		2	2	50%	4
MD ANDERSON			4	100%	4
DOTHAN PEDIATRIC CLINIC			4	100%	4
GENUS DIAGNOSTICS			4	100%	4
MINUTECLINIC DIAG OF IND LLC #8651		3	1	25%	4
CARENOW URGENT CARE-DONELSON		3	1	25%	4
PM PEDIATRICS OF SELDEN		3	1	25%	4
NEWPATH DIAGNOSTICS		4			4
FLORIDA HEALTH CARE PLANS STIRLING CENTER			4	100%	4

COVID-19: testing by laboratory

Data through Jan 10, 2021 verified as of Jan 11, 2021 at 09:25 AM

Data in this report are provisional and subject to change.

The numbers in the table below represent the number of Florida and non-Florida residents for whom test results were received by the Department of Health. A person can be tested by more than one laboratory and can have both positive and negative results. **Therefore, the sum of the numbers in each column will be larger than the total number of people tested.**

Reporting lab	Inconclusive	Negative	Positive	Percent positive	Total
MIAMI COMMUNITY HEALTH CENTER INC		1	3	75%	4
Grand Villa of Dunedin			4	100%	4
URGENT CARE COASTAL GA			4	100%	4
MEDEXPRESS URGENT CARE - CULPEPER		4			4
FHPG_EXP CARE W HILLSBOROUGH			4	100%	4
OVIEDO CHILDRENS HEALTH CENTER LLC		1	3	75%	4
OMNICARE PHARMACY OF TEXAS 1		4			4
PHYSICIANS QUALITY CARE			4	100%	4
CAN COMMUNITY HEALTH		4			4
DYNAMIC HEALTH CENTERS INC		2	2	50%	4
KETTERING HEALTH			4	100%	4
LEMOYNE COLLEGE WELLNESS CENTER FOR		4			4
BAY COUNTY HEALTH DEPARTMENT		4			4
ORLANDO FAMILY PHYSICIANS			4	100%	4
WHITE WILSON MEDICAL CENTER NEPHROLOGY			4	100%	4
ALL CHILDREN'S HOSPITAL DEPT OF GENERAL PEDIATRICS			4	100%	4
YAZJI PEDIATRIC CARE LLC DBA TUKA PEDIATRICS			4	100%	4
TENDER CARE ALF		4			4
WALGREENS #07034		4			4
SOUTHWESTERN REGIONAL MEDICAL CENTER - TULSA		4			4
BARBARA O'REILLY MD PA		4			4
MINUTE-CLINIC DIAGNOSTIC OF VIRGINIA, LLC #794		4			4
NORTHDALE REHABILITATION CENTER			4	100%	4
LABS PLUS LLC		4			4
DIAGNOSTECHS		4			4
IMIC INC RESEARCH			4	100%	4
WIREGRASS MEDICAL CENTER			4	100%	4
SOUTHEASTERN REGIONAL MEDICAL CENTER			4	100%	4
VITAS HEALTHCARE CORPORATION OF FL			4	100%	4
CAPE COD HOSPITAL			4	100%	4
PANCARE HEALTH YOUNGSTOWN			4	100%	4
PALM BEACH CANCER INSTITUTE			4	100%	4
MINUTECLINIC, LLC, #4160		2	2	50%	4
Sunrise Health and Rehabilitation Center			4	100%	4
MINUTECLINIC, LLC #1586		3	1	25%	4
SHEEPSHEAD BAY URGENT CARE		4			4
MARSHFIELD LABORATORIES			4	100%	4
ADVENT HEALTH - TUSKAWILLA		4			4
MEDEXPRESS URGENT CARE - SOUTH PARKERSBURG		4			4
MC DIAGNOSTIC OF CONNECTICUT, PC # 257		3	1	25%	4
OPTUM PRIMARY CARE - FOUNTAIN OAKS			4	100%	4
SUPERIOR RESIDENCES AT CALA HILLS		4			4
RELIANT ACUTE CARE			4	100%	4
OKLAHOMA STATE UNIVERSITY DIAGNOSTIC LAB			4	100%	4
FLORIDA MEDICAL CLINIC IM MLK		4			4
STATCARE URGENT & WALK IN MEDICAL CARE		2	1	33%	3
GRACE WELLNESS CENTER		2	1	33%	3

COVID-19: testing by laboratory

Data through Jan 10, 2021 verified as of Jan 11, 2021 at 09:25 AM

Data in this report are provisional and subject to change.

The numbers in the table below represent the number of Florida and non-Florida residents for whom test results were received by the Department of Health. A person can be tested by more than one laboratory and can have both positive and negative results. **Therefore, the sum of the numbers in each column will be larger than the total number of people tested.**

Reporting lab	Inconclusive	Negative	Positive	Percent positive	Total
CAMELLIA AT DEERWOOD			3	100%	3
Life Care Center of Orlando			3	100%	3
ORLANDO ORTHOPAEDIC OUTPATIENT SURGERY CENTER		1	2	67%	3
MEDEXPRESS URGENT CARE LAVALE		3			3
BAPTIST OUTPATIENT SERVICES			3	100%	3
MEDEXPRESS URGENT CARE - WILKES BARRE		2	1	33%	3
NEOGENOMICS LABORATORIES, INC		3			3
SANDGATE GARDENS REHAB & NURSING CENTER		2	1	33%	3
VENICE GREEN VILLAGE		2	1	33%	3
LISTENING DOCTOR PLLC, THE			3	100%	3
MINUTECLINIC #2860		3			3
VELOCITY CARE			3	100%	3
TIEHH BIOTERRORISM RESPONSE LAB			3	100%	3
FELICIDAD MEDICAL CENTER INC			3	100%	3
Hunterdon Medical Center Laboratory		3			3
UNC HOSPITAL/MCLENDON CLINICAL LABORATORIES			3	100%	3
BENTLEY VILLAGE II			3	100%	3
TRUE HEALTH - LAKE UNDERHILL		3			3
SOMA MEDICAL CENTER, PA #4 FLORIDA MANGO			3	100%	3
PLEASANTVILLE OF SEBASTIAN LLC			3	100%	3
ERIE COUNTY PUBLIC HEALTH CLINICAL		3			3
CAMPAZZI CONCIERGE MEDICAL SERVICES		2	1	33%	3
CRANES VIEW LODGE			3	100%	3
ALOHA HOME CARE LLC DBA ACCENTCARE HOME HEALTH OF		3			3
EMORY BENNETT VETERANS NURSING HOME		3			3
VICAR'S LANDING NURSING HOME		2	1	33%	3
THOMAS LANGLEY			3	100%	3
ADVANCED URGENT CARE OF MARATHON			3	100%	3
REGIONAL MEDICAL LAB			3	100%	3
MEDICAL CENTER OF THE ROCKIES			3	100%	3
FLORIDA GASTROENTEROLOGY ASSOCIATES PA		3			3
JACKSON SOUTH COMMUNITY HOSPITAL LAB			3	100%	3
CALIFORNIA DEPARTMENT OF PUBLIC HEALTH			3	100%	3
COVENANT PEDIATRICS		1	2	67%	3
SHANDS AT LAKE SHORE LAB		1	2	67%	3
PRISMA HEALTH MIDLANDS			3	100%	3
ASPEN VALLEY HOSPITAL			3	100%	3
NEMOURS CHILDRENS PRIMARY CARE MAITLAND			3	100%	3
MINUTECLINIC DIAG OF IND LLC #6840		3			3
CULLMAN REGIONAL URGENT CARE		2	1	33%	3
BROOKDALE SENIOR LIVING			3	100%	3
MINUTE-CLINIC DIAGNOSTIC OF VIRGINIA		2	1	33%	3
ANN STORCK CENTER INC		3			3
Westside Terrace		3			3
YORK HOSPITAL - LABORATORY			3	100%	3
NYC PUBLIC HEALTH LABS			3	100%	3
OHIO DEPARTMENT OF HEALTH			3	100%	3

COVID-19: testing by laboratory

Data through Jan 10, 2021 verified as of Jan 11, 2021 at 09:25 AM

Data in this report are provisional and subject to change.

The numbers in the table below represent the number of Florida and non-Florida residents for whom test results were received by the Department of Health. A person can be tested by more than one laboratory and can have both positive and negative results. **Therefore, the sum of the numbers in each column will be larger than the total number of people tested.**

Reporting lab	Inconclusive	Negative	Positive	Percent positive	Total
Life Care Center of Citrus County		2	1	33%	3
ACCESS HEALTH CARE		2	1	33%	3
FLORIDA DEPARTMENT OF HEALTH IN MIAMI DADE COUNTY		2	1	33%	3
NORTH BROWARD HOSPITAL DISTRICT HEALTHCARE FOR THE HOMELESS			3	100%	3
VIDANT MEDICAL CENTER			3	100%	3
ADVENT HEALTH - WESTCHASE ER			3	100%	3
BRENTWOOD SENIOR LIVING AT ST PETE			3	100%	3
BITTINGS APOTHECARY INC		1	2	67%	3
SIGNATURE URGENT CARE			3	100%	3
MINUTECLINIC, LLC #1431		2	1	33%	3
AFFINITY URGENT CARE			3	100%	3
MPG JACKSONVILLE ATLANTIC BLVD		1	2	67%	3
NORTHCREST MEDICAL CENTER		1	2	67%	3
MEDICAL SERVICES OF AMERICA HOME HEALTH		3			3
EXETER HOSPITAL		3			3
SUMTER COUNTY HEALTH DEPARTMENT			3	100%	3
MINUTECLINIC DIAGNOSTIC OF MICHIGAN, P		3			3
KENTUCKY CABINET FOR HEALTH AND FAMILY SERVICES			3	100%	3
PATIENT FIRST - ALLENTOWN			3	100%	3
BOONE DRUG & HEALTHCARE AT DEERFIELD			3	100%	3
HARBORCHASE OF STUART			3	100%	3
ST. CLOUD PHARMACY AND WELLNESS CENTER		3			3
HIGH TOWER ALF LLC		3			3
ALLIED PHYSICIANS GROUP PLLC		3			3
IOWA DEPARTMENT OF PUBLIC HEALTH			3	100%	3
BARONESS ERLANGER HOSPITAL		3			3
CIGNA PBSO WEST PALM			3	100%	3
ST JOSEPHS CHILDRENS OUTREACH			3	100%	3
OPENTRONS PRL		2	1	33%	3
MEDFUSION		2	1	33%	3
TERRACINA LLC			3	100%	3
BEEBE MEDICAL CENTER LABORATORY		3			3
PROMPT CARE OF CENTRAL FLORIDA LLC			3	100%	3
NORTHWEST FLORIDA CLINICAL LAB		1	2	67%	3
MUNSON MEDICAL CENTER			3	100%	3
SOUTH CAROLINA DEPT OF HEALTH AND ENVIRONMENT CONTROL		2	1	33%	3
VIRTUA MEMORIAL HOSPITAL BURLINGTON COUNTY		1	2	67%	3
CORTLAND COUNTY HEALTH DEPARTMENT		3			3
DEACONESS HOSPITAL			3	100%	3
MEDEXPRESS URGENT CARE- FORT WORTH N T		3			3
BROOKDALE ORANGE PARK		3			3
OHIO DEPARTMENT OF HEALTH LABORATORY		2	1	33%	3
INSPIRA MEDICAL CENTER VINELAND LAB		2	1	33%	3
MONTANA PUBLIC HEALTH LAB			3	100%	3
MORGAN STANLEY HEALTH CENTER		3			3
PHYSICIANS IMMEDIATE CARE ELGIN			3	100%	3
NEWSTAR MEDICAL LABORATORIES		3			3

COVID-19: testing by laboratory

Data through Jan 10, 2021 verified as of Jan 11, 2021 at 09:25 AM

Data in this report are provisional and subject to change.

The numbers in the table below represent the number of Florida and non-Florida residents for whom test results were received by the Department of Health. A person can be tested by more than one laboratory and can have both positive and negative results. **Therefore, the sum of the numbers in each column will be larger than the total number of people tested.**

Reporting lab	Inconclusive	Negative	Positive	Percent positive	Total
NORTHSIDE HOSPITAL ATLANTA		3			3
CAREWELL URGENT CARE			3	100%	3
TIFTON CARECONNECT URGENT CARE			3	100%	3
AVANTE INVERNESS		1	2	67%	3
HEALTHCARE NETWORK OF SOUTHWEST FLORIDA			3	100%	3
CROSSVILLE MEDICAL GROUP		1	2	67%	3
LAFAYETTE NURSING AND REHAB			3	100%	3
MEDEXPRESS URGENT CARE - NORTH LITTLE		2	1	33%	3
PANCARE HEALTH - ALTHA PUBLIC			3	100%	3
PLAINVIEW PRIMARY CARE		3			3
PENSACOLA PEDIATRICS PA - TIGER POINT			3	100%	3
GENTLE HANDS MOBILE PHLEBOTOMY			3	100%	3
TARRANT COUNTY PUBLIC HEALTH		3			3
NOVANT HEALTH PRESBYTERIAN		2	1	33%	3
CVS MINUTE CLINIC DIAG OF IND LLC #5206		2	1	33%	3
PEDIATRICS BY THE SEA JOG RD OFFICE			3	100%	3
MEADOWS AT CYPRESS GARDENS, THE		3			3
SIGNATURE CARE PFLUGERVILLE			3	100%	3
VIRGINIA DIVISION OF CONSOLIDATED LABORATORIES			3	100%	3
ORLANDO REGIONAL HEALTH SERVICES		1	2	67%	3
ALABAMA DEPARTMENT OF PUBLIC HEALTH		1	2	67%	3
LOVING CARE OF THE TREASURE COAST LLC	1	2			3
Gulfport Rehabilitation Center			3	100%	3
WYOMING DEPT OF HEALTH			3	100%	3
ADRIANA M CASTRO MD PA		3			3
MERCY URGENT CARE			3	100%	3
MINUTECLINIC DIAGNOSTIC OF NORTH CAROLINA PC #7054		3			3
HELIX LW UC		1	2	67%	3
SCHIFF CENTER FOR LIVER DISEASES		1	2	67%	3
SANFORD MOBILE LAB			3	100%	3
MEDEXPRESS URGENT CARE - KOKOMO		3			3
ONSLOW MEMORIAL HOSPITAL LABORATORY		3			3
MINUTE CLINIC DIAGNOSTIC OF VIRGINIA, LLC		3			3
SMOKY MOUNTAIN URGENT CARE AND FAMILY MEDICINE CENTER			3	100%	3
MEDFIRST URGENT CARE			3	100%	3
TAMPA		1	2	67%	3
MOULTRIE CREEK NURSING AND REHAB			3	100%	3
QUEST DIAGNOSTICS PSC			3	100%	3
PUTNAM FAMILY CARE INC			3	100%	3
SUMNER REGIONAL MEDICAL CENTER		2	1	33%	3
MICHIGAN HEALTH CLINIC LABORATORIES		2	1	33%	3
SENTARA NORFOLK GENERAL HOSPITAL CENTRAL LAB			3	100%	3
MEDEXPRESS URGENT CARE - WALDORF, CRAIN HWY		3			3
COLLIER COUNTY JAIL		3			3
COASTAL LABORATORIES OF FLORIDA			3	100%	3
Broadview Multi-Care Center		3			3
RAPID CITY RUGENT CARE			3	100%	3

COVID-19: testing by laboratory

Data through Jan 10, 2021 verified as of Jan 11, 2021 at 09:25 AM

Data in this report are provisional and subject to change.

The numbers in the table below represent the number of Florida and non-Florida residents for whom test results were received by the Department of Health. A person can be tested by more than one laboratory and can have both positive and negative results. **Therefore, the sum of the numbers in each column will be larger than the total number of people tested.**

Reporting lab	Inconclusive	Negative	Positive	Percent positive	Total
KISSIMMEE URGENT CARE		3			3
GONZALEZ MD AND ASWAD MD HEALTH SERVICES			3	100%	3
NORTHSIDE HOSPITAL		2	1	33%	3
INDIANA STATE DEPARTMENT OF HEALTH LABORATORIES			3	100%	3
FIRST CARE - MIDDLESBORO			3	100%	3
ESTATES MEDICAL CENTER INC			3	100%	3
NEMOURS CHILDRENS PRIMARY CARE HORIZON WEST			3	100%	3
FHPG FAMILY MEDICAL CENTER OF TAMPA BAY		1	2	67%	3
PREMIER CLINICAL RESEARCH INSTITUTE INC			3	100%	3
LEESBURG COMMUNITY HEALTH CENTERS			3	100%	3
COMPASSION PEDIATRIC URGENT CARE LLC			3	100%	3
GREATER MOBILE URGENT CARE – SPRINGHILL			3	100%	3
HARBOUR'S EDGE		2	1	33%	3
REELFOOT FAMILY WALK IN CLINIC		2	1	33%	3
FOX FAMILY PRACTICE		3			3
MAYO		1	2	67%	3
MEDEXPRESS URGENT CARE, CHAMBERSBURG		2	1	33%	3
SJH			3	100%	3
AUSTIN PUBLIC HEALTH			3	100%	3
CARENOW URGENT CARE - CENTRAL AUSTIN			3	100%	3
MEDICAL CENTER ENTERPRISE			3	100%	3
COASTAL COMPLETE CARE			3	100%	3
ORLANDO FAMILY MEDICINE		1	2	67%	3
BETH ISRAEL MEDICAL CENTER LABS		3			3
MEDEXPRESS - COLLINSVILLE BELT LINE		3			3
GLADES COUNTY DETENTION CENTER			3	100%	3
MINUTECLINIC DIAGNOSTIC OF VIRGINIA, LLC #255		3			3
ST LUKES HOSPITAL LABORATORY		2	1	33%	3
TUFTS MEDICAL CENTER			3	100%	3
ST. PETERSBURG PEDIATRICS- 38TH AVENUE			3	100%	3
ACCESS HOME HEALTH OF FLORIDA LLC		3			3
ALLIANCE LABS @LRMC			3	100%	3
WEST TN HEALTH MED NORTH		3			3
PUBLIC HEALTH TRUST OF MIAMI DADE COUNTY			3	100%	3
VA OUTPATIENT CLINIC-NEW PORT RICHEY			3	100%	3
APEX CLINICAL LABORATORIES INC		3			3
HILLVIEW LABORATORY			3	100%	3
MINUTE CLINIC LLC #2775		3			3
DOTHAN WEST FAMILY MEDICINE		2	1	33%	3
PALMS WEST HOSPITAL			3	100%	3
MINUTECLINIC DIAG OF IND, LLC #2387		3			3
MARION COUNTY FIRE RESCUE		3			3
MID FLORIDA CLINICAL LABORATORY		2	1	33%	3
MONTANA DEPARTMENT OF PUBLIC HEALTH & HUMAN SERVICES			3	100%	3
MORTON PLANT NORTH BAY HOSPITAL			3	100%	3
ORCHID COVE DAYTONA			3	100%	3
ADVANCED PEDIATRICS OF BOCA LLC			3	100%	3

COVID-19: testing by laboratory

Data through Jan 10, 2021 verified as of Jan 11, 2021 at 09:25 AM

Data in this report are provisional and subject to change.

The numbers in the table below represent the number of Florida and non-Florida residents for whom test results were received by the Department of Health. A person can be tested by more than one laboratory and can have both positive and negative results. **Therefore, the sum of the numbers in each column will be larger than the total number of people tested.**

Reporting lab	Inconclusive	Negative	Positive	Percent positive	Total
SURETOX LABORATORY LLC		2	1	33%	3
GYN PATH SERVICES			3	100%	3
TERRACE OF ST CLOUD, THE		2	1	33%	3
WALGREENS #07502		3			3
RIVER CITY MEDICAL ASSOCIATES INC			3	100%	3
SOUTH LAKE PEDIATRICS		3			3
ADVENT HEALTH MEDICAL GROUP FAMILY MEDICINE			3	100%	3
FAMILY TREE DNA			3	100%	3
FAMILY MEDICINE AT WINTER PARK			3	100%	3
MINUTECLINIC, LLC #05814		3			3
Centrastate Medical Center		2	1	33%	3
PARRISH MEDICAL CENTER-WAIVED TESTING		3			3
WINDER NURSING INC DBA WINDER HEALTH CARE		3			3
CUMBERLAND MEDICAL CENTER INC		3			3
MEDEXPRESS URGENT CARE - WICHITA, S SENECA ST		1	2	67%	3
ST VINCENT'S URGENT CARE		3			3
TMH PHYSICIAN PARTNERS SOUTHWOOD			3	100%	3
LEXINGTON MEDICAL CENTER		1	2	67%	3
NAVAL MEDICAL CENTER SAN DIEGO			3	100%	3
NORTH SHORE HOSP. INFECTION CONTROL			3	100%	3
ADVENT HEALTH - CENTRAL PASCO ER			3	100%	3
MOBIL LAB FOR ALL INC		3			3
DACH MAIN LAB			3	100%	3
BOND & STEELE CLINIC PA D/B/A BOND CLINIC PA		3			3
PREMIER FAMILY AND SPORTS MEDICINE		2	1	33%	3
BAPTIST HEALTH MEDICAL CENTER			3	100%	3
TERENCE B MITCHELL MD, INC			3	100%	3
QUATRACOR PLLC		3			3
MEDLAB INC		3			3
TAYLOR MANOR		1	2	67%	3
Gulf Shore Care Center			3	100%	3
ISLAMORADA VILLAGE OF ISLANDS FIRE RESCUE		3			3
NORTH NAPLES HOSPITAL RESPIRATORY THERAPY DEPARTMENT			3	100%	3
RESIDENTIAL PLAZA AT BLUE LAGOON INC		3			3
ROANE MEDICAL CENTER		2	1	33%	3
HEALTHQUEST, INC		2	1	33%	3
US SPECIALTY LABS			3	100%	3
NORTH DAKOTA DEPT OF HEALTH MICROBIOLOGY		1	2	67%	3
PPD - IXLAYER		3			3
ENTRUST IMMEDIATE CARE			3	100%	3
METHODIST HOSPITAL			3	100%	3
KINDRED HOSPITAL OCALA		2	1	33%	3
LAHEY CLINIC MEDICAL CENTER			3	100%	3
TMH PHYSICIAN PARTNERS BLOUNTSTOWN			3	100%	3
WELLMED AT APOLLO BEACH BLVD		1	2	67%	3
HAVEN CUSTEAD CARE CENTER			3	100%	3
BAPTIST PRIMARY CARE, INC.		2	1	33%	3

COVID-19: testing by laboratory

Data through Jan 10, 2021 verified as of Jan 11, 2021 at 09:25 AM

Data in this report are provisional and subject to change.

The numbers in the table below represent the number of Florida and non-Florida residents for whom test results were received by the Department of Health. A person can be tested by more than one laboratory and can have both positive and negative results. **Therefore, the sum of the numbers in each column will be larger than the total number of people tested.**

Reporting lab	Inconclusive	Negative	Positive	Percent positive	Total
NOVADX		2	1	33%	3
CONSOLIDATED LABORATORY SERVICES			3	100%	3
URGENT DOC - URGENT CARE CLINIC			3	100%	3
MINUTECLINIC DIAGNOSTIC OF MAINE, LLC		2	1	33%	3
REMISE OCCUPATIONAL HEALTH SOLUTIONS INC			3	100%	3
LATCHER LABORATORY OF A O FOX MEMORIAL		2	1	33%	3
Nashville Central Laboratory		3			3
EMERALD COAST CENTER			3	100%	3
THE CLINIC OF PEDIATRICS & GI MEDICINE, INC			3	100%	3
NC STATE LABORATORY OF PUBLIC HEALTH		3			3
DANIEL M LIBBY MD PLLC		3			3
MANORCARE NURSING & REHABILITATION CENTER-NAPLES		3			3
WATSON THERAPEUTICS INC			3	100%	3
RHEA MEDICAL CENTER		3			3
MONROE COUNTY DEPT OF PUBLIC HEALTH ST		3			3
CIGNA ONSITE HEALTH LLC		1	2	67%	3
FLORIDA HOSPITAL LABORATORIES		3			3
GARCIA MORALES NELSON			3	100%	3
PEDIATRICS AND ADOLESCENT MEDICINE		2	1	33%	3
UNITY HEALTH AND REHABILITATION CENTER			3	100%	3
LOUISIANA DEPT. OF HEALTH AND HOSPITALS-INFECTIOUS DISEASE EPI SECTION			3	100%	3
FAMILY TREE MEDICAL GROUP PA		2	1	33%	3
ELITE PRIMARY CARE OF WAYCROSS			3	100%	3
UNIVERSITY OF MIAMI / SCCC RESEARCH LABORATORY			3	100%	3
BRANDON REGIONAL EMERGENCY CTR			3	100%	3
BOLING, STEPHANIE		3			3
MEDEXPRESS URGENT CARE - SUMMERSVILLE, WEBSTER RD		3			3
Magnolia Health and Rehab Center			3	100%	3
VILLAGES HEALTH, THE		3			3
FLORIDA LABORATORY ANALYSIS, LLC			3	100%	3
URGENT MED INC		1	2	67%	3
SEMINOLE FAMILY HEALTH CENTER		3			3
MEDEXPRESS URGENT CARE-HERSHEY		2	1	33%	3
KEY WEST URGENT CARE, INC		3			3
ADVENT HEALTH - TIMBERRIDGE ER		2	1	33%	3
MARYLAND STATE DEPT OF HEALTH	2		1	33%	3
ORLANDO CLINICAL RESEARCH CENTER		3			3
DISCOVERY VILLAGE AT STUART		1	2	67%	3
MINUTECLINIC DIAGNOSTIC OF SOUTH CAROL		2	1	33%	3
EXPRESS CARE OF TAMPA BAY LLC		2	1	33%	3
MINUTECLINIC, LLC #7139		3			3
CGH MEDICAL CENTER			3	100%	3
PALM BEACH CDH - DELRAY BEACH			3	100%	3
ADVENTHEALTH SEBRING- INFECTION CONTROL DEPARTMENT			3	100%	3
ORLANDO MEDICAL CENTER PL			3	100%	3
PANCARE HEALTH - HOSFORD SCHOOL			3	100%	3
FAMILY MEDICINE AT WATERMAN		3			3

COVID-19: testing by laboratory

Data through Jan 10, 2021 verified as of Jan 11, 2021 at 09:25 AM

Data in this report are provisional and subject to change.

The numbers in the table below represent the number of Florida and non-Florida residents for whom test results were received by the Department of Health. A person can be tested by more than one laboratory and can have both positive and negative results. **Therefore, the sum of the numbers in each column will be larger than the total number of people tested.**

Reporting lab	Inconclusive	Negative	Positive	Percent positive	Total
ABBOTT DIAGNOSTICS			3	100%	3
ALLIANCE FOR MULTISPECIALTY RESEARCH		3			3
Enterprise Health and Rehabilitation Center		3			3
LONG ISLAND UNIVERSITY - POST CAMPUS		3			3
SCIENTIFIC LABORATORY DIVISION			3	100%	3
MADISON COUNTY HEALTH DEPARTMENT		3			3
ADVENTHEALTH MEDICAL GROUP PEDIATRIC & ADOLESCENT		3			3
ADEPT INPATIENT MEDICAL SERVICES PC		3			3
BROOKDALE OAKBRIDGE		1	2	67%	3
AFC PHYSICIANS OF FLORIDA PA			3	100%	3
CARESPOT-WELLINGTON			3	100%	3
CAYUGA COUNTY HEALTH DEPARTMENT		3			3
FLORIDA MENTOR-POINT WEST CLUSTER		3			3
HELIX MEDICAL CENTERS		1	2	67%	3
BETTERMED URGENT CARE			3	100%	3
NORTHERN LIGHT LABORATORY		1	2	67%	3
MONTEFIORE MEDICAL CENTER LABS MONTEFIORE		2	1	33%	3
TAMPA URGENT CARE			3	100%	3
ST ANTHONY'S HOSP PATIENT CARE SERVICE			3	100%	3
MEDEXPRESS URGENT CARE MARTINSBURG		2	1	33%	3
PM PEDIATRICS OF SELDEN PLLC		3			3
NORTH DADE NURSING AND REHABILITATION CENTER			3	100%	3
CVS MINUTE CLINIC DIAGNOSTIC OF TEXAS		3			3
PELICAN LANDING		1	2	67%	3
MEDEXPRESS URGENT CARE-ARLINGTON		2	1	33%	3
CTRS			3	100%	3
State Lab Unspecifd			3	100%	3
Bainbridge Health and Rehab		3			3
AMERICAN SCIENTIFIC LABORATORIES LLC			3	100%	3
MINUTECLINIC DIAGNOSTIC OF MINNESOTA		3			3
PRESBYTERIAN HOME		3			3
MEDEXPRESS URGENT CARE - RICHMOND, W BROAD ST		3			3
MINUTECLINIC DIAGNOSTIC OF NORTH CAROLINA PC #5341		2	1	33%	3
CENTRAL DUPAGE HOSPITAL			3	100%	3
PATHOLOGY REFERENCE LAB LLC			3	100%	3
MEDEXPRESS URGENT CARE SHADYSIDE		3			3
MEDEXPRESS URGENT CARE-SCOTT TOWNSHIP		3			3
MINUTECLINIC LLC (1435)		3			3
Lakeview Village		3			3
PINELLAS PARK HEALTH CENTER - PINELLAS CHD		1	2	67%	3
MEASE CONTINUING CARE		1	2	67%	3
MEDEXPRESS URGENT CARE - TULSA, S YALE AVE		3			3
FAMILY PRACTICE OF DAVIE INC			3	100%	3
FLORIDA MEDICAL ASSOCIATES LLC			3	100%	3
LOYOLA UNIVERSITY MEDICAL CENTER LABORATORY			3	100%	3
MC DIAGNOSTIC OF CONNECTICUT, PC #1043		3			3
BRADENTON PHYSICIAN MEDICAL CENTER			3	100%	3

COVID-19: testing by laboratory

Data through Jan 10, 2021 verified as of Jan 11, 2021 at 09:25 AM

Data in this report are provisional and subject to change.

The numbers in the table below represent the number of Florida and non-Florida residents for whom test results were received by the Department of Health. A person can be tested by more than one laboratory and can have both positive and negative results. **Therefore, the sum of the numbers in each column will be larger than the total number of people tested.**

Reporting lab	Inconclusive	Negative	Positive	Percent positive	Total
LEE CONVENIENT CARE AT SUMMERLIN			3	100%	3
GROVES CENTER			3	100%	3
LINCOLN MEDICAL CENTER		3			3
MINUTECLINIC DIAGNOSTIC MED GRP OF SAN		3			3
MEDIC INFUSION PA		3			3
FLORIDA PREMIER MEDICAL CARE PA			3	100%	3
MINUTECLINIC, LLC #5707		3			3
SSM HEALTH ST LOUIS MICROBIOLOGY LABORATORY		1	2	67%	3
SUN TERRACE HEALTH CARE CENTER			3	100%	3
ST BARNABAS HOSPITAL		3			3
MEDEXPRESS URGENT CARE-PASADENA		3			3
JS HEALTHCARE		2	1	33%	3
HIALEAH SHORES NURSING AND		2	1	33%	3
ESTERO FIRE RESCUE		3			3
SPRING LAKE REHABILITATION CENTER			3	100%	3
CARE ATC - CITY OF BOYNTON BEACH			3	100%	3
ALABAMA DEPT PUBLIC HEALTH			3	100%	3
PINELLAS POINT NURSING AND REHAB			3	100%	3
PM PEDIATRICS OF BAYSIDE PLLC		3			3
LEWIS COUNTY MANOR		3			3
MEDICAL UNIVERSITY SC HOSPITAL			3	100%	3
LIFEHOPE LABS			3	100%	3
CORTLAND REGIONAL MEDICAL CENTER		3			3
NIGHT LITE PEDIATRICS CENTER		1	2	67%	3
MIAMI MEDICAL CONSULTANT PA			3	100%	3
MINUTECLINIC, LLC, MINUTECLINIC #7637		3			3
GAINESVILLE PEDIATRIC ASSOCIATES			3	100%	3
ST MARYS MEDICAL CENTER			3	100%	3
MINUTECLINIC DIAGNOSTIC OF WISCONSIN,		3			3
SOFTLAB			3	100%	3
MD NOW URGENT CARE - DELRAY WEST			3	100%	3
CULLMAN REGIONAL MEDICAL CENTER		2	1	33%	3
UNIVERSITY OF MICHIGAN		2	1	33%	3
COOPER UNIVERSITY HOSPITAL LABORATORY		2	1	33%	3
DEPARTMENT OF PATHOLOGY ROME MEMORIAL		3			3
INNOVATIVE COVID-DIVERSEY			3	100%	3
MINUTECLINIC, DIAGNOSTIC OF TEXAS, LL		3			3
Greystone Health Care Center		3			3
MINUTECLINIC MINUTECLINIC #4978		1	1	50%	2
MIDWAY SPECIALTY CARE RX LLC			2	100%	2
INSPIRE HEALTHCARE CENTER			2	100%	2
GOLDSTEIN			2	100%	2
DIXIE COUNTY EMERGENCY SERVICES			2	100%	2
MINUTECLINIC DIAG OF IND LLC #1138		1	1	50%	2
MINUTE CLINIC DIAGNOSTIC MED GRP		2			2
MEDEXPRESS URGENT CARE, HERMITAGE		1	1	50%	2
BFT LAB			2	100%	2

COVID-19: testing by laboratory

Data through Jan 10, 2021 verified as of Jan 11, 2021 at 09:25 AM

Data in this report are provisional and subject to change.

The numbers in the table below represent the number of Florida and non-Florida residents for whom test results were received by the Department of Health. A person can be tested by more than one laboratory and can have both positive and negative results. **Therefore, the sum of the numbers in each column will be larger than the total number of people tested.**

Reporting lab	Inconclusive	Negative	Positive	Percent positive	Total
BAPTIST HOSPITAL EMPLOYEE HEALTH OFF			2	100%	2
STARR COUNTY MEMORIAL HOSPITAL			2	100%	2
AMEDISYS HOME HEALTH OF GREENVILLE			2	100%	2
FAMILY FIRST PEDIATRICS			2	100%	2
GRAND VILLA OF ORMOND BEACH		2			2
PALM BEACH GARDENS MEDICAL CENTER			2	100%	2
ST. LUKE'S HOSPITAL - BETHLEHEM CAMPUS		1	1	50%	2
BAPTIST HEALTH LEXINGTON			2	100%	2
LEE PHYSICIAN GROUP		1	1	50%	2
LIFETIME FAMILY URGENT CARE			2	100%	2
BOND COMMUNITY HEALTH CENTER			2	100%	2
Avalon Healthcare and Rehabilitation Center			2	100%	2
FHPG TAMPA PRIMARY CARE			2	100%	2
Metro West Nursing and Rehab			2	100%	2
HEARTLAND - CHARLESTON OF HANAHAN SC,		2			2
ADVANCED MEDICAL CARE			2	100%	2
OUR LADY OF THE LAKE REGIONAL MEDICAL CENTER			2	100%	2
ADVENTHEALTH IMAGING PARTIN SETTLEMENT			2	100%	2
Fort Gaines Health and Rehab		2			2
DEPARTMENT OF HEALTH AND HUMAN SERVICES DIVISION OF BEHAVIORAL HEALTH		1	1	50%	2
CVS MINUTE CLINIC DIAGNOSTIC MED GRP		2			2
MINUTECLINIC MINUTECLINIC #921		2			2
CELEBRATION PRIMARY CARE ASSOCIATES LLC		2			2
SUNBRIDGE CARE & REHAB FOR DECATUR		2			2
Kennedy University Hospital -Wash Twp L		2			2
GUIDEWELL EMERGENCY MEDICINE DOCTORS LLC			2	100%	2
BAYLOR COLLEGE OF MEDICINE			2	100%	2
ACCESS CARE MEDICAL GROUP LLC		2			2
FLORIDA MEDICAL CLINIC -INTERNAL MED DADE CITY			2	100%	2
EMERALD TRACE		2			2
FLORIDA PRIMARY CARE CENTER PA		2			2
THE HOSPITAL OF PROVIDENCE EMERGENCY ROOM			2	100%	2
MID - FLORIDA PATHOLOGY LLC		1	1	50%	2
NATIONWIDE LABORATORY SERVICES		1	1	50%	2
JEFFERSON WASHINGTON TOWNSHIP HOSPITAL		2			2
ST. LUCIE COUNTY HEALTH DEPARTMENT		1	1	50%	2
MINUTECLINIC DIAG OF IND, LLC #6648		1	1	50%	2
AMERICAN MEDICAL LABORATORIES			2	100%	2
MINUTE CLINIC DIAGNOSTIC OF VIRGINIA, LLC #7543		2			2
IN AND OUT URGENT CARE			2	100%	2
LOWELL GENERAL HOSPITAL			2	100%	2
BROOME COUNTY HEALTH DEPARTMENT		1	1	50%	2
DELAWARE DIAGNOSTICS LABS			2	100%	2
JUST BELIEVE RECOVERY CENTER			2	100%	2
MIDDLE TENN MENTAL HEALTH INSTITUTE		2			2
FIRST PREVENTION AND DIALYSIS CENTER LLC			2	100%	2
SPECTRA LABS		1	1	50%	2

COVID-19: testing by laboratory

Data through Jan 10, 2021 verified as of Jan 11, 2021 at 09:25 AM

Data in this report are provisional and subject to change.

The numbers in the table below represent the number of Florida and non-Florida residents for whom test results were received by the Department of Health. A person can be tested by more than one laboratory and can have both positive and negative results. **Therefore, the sum of the numbers in each column will be larger than the total number of people tested.**

Reporting lab	Inconclusive	Negative	Positive	Percent positive	Total
MORRISTOWN MEMORIAL HOSPITAL		2			2
PHYSICIANS CARE INC		1	1	50%	2
Workmens Circle Multicare Center		2			2
MINUTECLINIC DIAG OF IND LLC #6998		1	1	50%	2
SUNNYSIDE MANOR		2			2
HUNT CLUB MEDICAL CARE			2	100%	2
MEASE COUNTRYSIDE HOSPITAL CARDIAC REH			2	100%	2
MEDSTAR HARBOR HOSPITAL			2	100%	2
SARASOTA PERSONAL MEDICINE		2			2
PEACE RIVER MEDICAL CENTER		2			2
OAKBRIDGE TERRACE AT SAE			2	100%	2
MEDEXPRESS URGENT CARE-CLOQUET		2			2
GULF COAST PEDIATRICS OF SARASOTA PA		1	1	50%	2
NEIGHBORCARE PHARMACY SERVICES		2			2
AIRPORT CLINIC			2	100%	2
ALVERNO CLINICAL LABORATORIES			2	100%	2
JOHN D. ARCHBOLD MEM. HOSPITAL			2	100%	2
MARTIN MEDICAL CENTER INC		1	1	50%	2
GRACE HEALTHCARE OF LAKE WALES		1	1	50%	2
CVS MINUTE CLINIC DIAGNOSTIC OF KANSAS, PA		2			2
MEDEXPRESS URGENT CARE - LINCOLN VILLA		2			2
DRR JMC URGENT CARE DONALD ROSS			2	100%	2
ADVANCED URGENT CARE CENTER OF THE UPPER KEYS			2	100%	2
BIOMAT USA			2	100%	2
CITY OF NEW YORK DEPARTMENT OF HEALTH			2	100%	2
PRECISION DIAGNOSTIC INC		2			2
DES PLAINES CLINICAL LAB			2	100%	2
MEDEXPRESS URGENT CARE - OMAHA N 72 ST		2			2
HARLEM HOSPITAL CENTER		2			2
VOLUNTEERS OF AMERICA OF FLORIDA			2	100%	2
OHIO HEALTH DOCTORS HOSPITAL			2	100%	2
JOHNNIE RUTH CLARKE LAB			2	100%	2
CARILLON SPORTS AND FAMILY MEDICINE		1	1	50%	2
CORAL REEF NURSING & REHABILITATION CENTER		2			2
YOUTH AND YOU, INC		2			2
BAYFRONT HMA CONVENIENT CARE, LLC		2			2
MINUTECLINIC DIAGNOSTIC OF SC, LLC #4		2			2
MEDEXPRESS URGENT CARE-WILKINS TOWNSHIP, WILLIAM PENN HIGHWAY		2			2
TULANE MEDICAL CENTER			2	100%	2
VALLEY BAPTIST MEDICAL CENTER: BROWNSVILLE			2	100%	2
ADULT MEDICINE OF LAKE COUNTY INC			2	100%	2
MEDEXPRESS URGEN CARE - EAST BRUNSWICK		2			2
ST LUKES HOSPITAL			2	100%	2
JULIE STAATS DO		2			2
ADVICE FOR OPTIMAL WELLNESS, INC			2	100%	2
BELLE GLADES HEALTH CLINIC			2	100%	2
ADVANCED URGENT CARE LLC			2	100%	2

COVID-19: testing by laboratory

Data through Jan 10, 2021 verified as of Jan 11, 2021 at 09:25 AM

Data in this report are provisional and subject to change.

The numbers in the table below represent the number of Florida and non-Florida residents for whom test results were received by the Department of Health. A person can be tested by more than one laboratory and can have both positive and negative results. **Therefore, the sum of the numbers in each column will be larger than the total number of people tested.**

Reporting lab	Inconclusive	Negative	Positive	Percent positive	Total
BETHPAGE EXTENDED HOURS CENTER		2			2
MID-FLORIDA HEMATOLOGY AND ONCOLOGY CENTERS		2			2
SCRIPPS CLINIC MEDICAL			2	100%	2
DALLAS MEDICAL CENTER			2	100%	2
FLORIDA COMMUNITY HEALTH CENTERS, INC.			2	100%	2
SANFORD REGIONAL HOSPITAL WORTHINGTON		2			2
MINUTECLINIC DIAGNOSTIC PA #3344		2			2
CROSSROADS			2	100%	2
MINUTECLINIC DIAGNOSTICS OF IND LLC		1	1	50%	2
OCALA REGIONAL KIDNEY CENTER-WEST			2	100%	2
SUWANNEE COUNTY SHERIFF OFFICE			2	100%	2
CVS MINUTE CLINIC DIAGNOSTIC OF TN #3293		2			2
ORANGE PEDIATRICS			2	100%	2
SPARROW CENTRAL LAB			2	100%	2
SOUTH DAKOTA DEPARTMENT OF HEALTH		2			2
VILLA HEALTH NH LLC			2	100%	2
DOCTOR 4 U CLINIC			2	100%	2
ADVENTHEALTH CENTRA CARE PONCIANA			2	100%	2
BRITO MEDICAL CENTER			2	100%	2
GRAND VILLA OF MELBOURNE			2	100%	2
HEART OF FLORIDA HEALTH CENTER INC			2	100%	2
MINUTECLINIC DIAGNOSTIC OF OHIO #7790		1	1	50%	2
MINUTE CLINIC DIAG OF IND LLC #8674		2			2
MADISON HOSPITAL LABORATORY			2	100%	2
MINUTECLINIC 7196		2			2
LACORP		1	1	50%	2
Warren Center for Rehabilitation and Nursing		2			2
MINUTECLINIC DIAGNOSTIC OF NEW MEXICO		2			2
MANATEE MEMORIAL HOSPITAL CLINICAL LABORATORY			2	100%	2
EAST NAPLES PEDIATRICS			2	100%	2
THE PATHOLOGY LABORATORY		1	1	50%	2
FL DEPT OF HEALTH MARION COUNTY MOBILE HEALTH UNIT			2	100%	2
WOMENS CARE FLORIDA LLC-LABORATORY		2			2
ADVICE FOR OPTIMAL WELLNESS			2	100%	2
MINUTECLINIC DIAGNOSTIC OF OHIO #2964		2			2
MEDEXPRESS URGENT CARE-CHIPPEWA		1	1	50%	2
ELMHURST MEMORIAL HOSPITAL			2	100%	2
WISCONSIN STATE LABORATORY OF HYGIENE		1	1	50%	2
HENDRY/GLADES COUNTY HEALTH DEPARTMENT		2			2
LEGACY ER & URGENT CARE - FRISCO WEST			2	100%	2
LAB CORP OF AMER SAN DIEGO			2	100%	2
Rosedale Green		2			2
CHESTERFIELD HEALTHCARE GROUP, INC		2			2
PERSONAL PHYSICIAN CARE PA			2	100%	2
BNC Medical Investors, LLC Berrien Nursing & Rehabilitation Center		2			2
MINUTE CLINIC, LLC #4650		2			2
INTERNAL MEDICINE & PEDIATRICS WELLNESS CENTER			2	100%	2

COVID-19: testing by laboratory

Data through Jan 10, 2021 verified as of Jan 11, 2021 at 09:25 AM

Data in this report are provisional and subject to change.

The numbers in the table below represent the number of Florida and non-Florida residents for whom test results were received by the Department of Health. A person can be tested by more than one laboratory and can have both positive and negative results. **Therefore, the sum of the numbers in each column will be larger than the total number of people tested.**

Reporting lab	Inconclusive	Negative	Positive	Percent positive	Total
KINGS BAY PEDIATRICS LLC			2	100%	2
ASSOCIATES IN MEDICINE			2	100%	2
CRUC CMCH-COVID-19		2			2
Alden Des Plaines			2	100%	2
ST. ELIZABETH HEALTHCARE			2	100%	2
ARCPPOINT LABS OF FORT LAUDERDALE, FL CENTRAL		1	1	50%	2
FLORIDA KEYS PED & ADOLES CTR			2	100%	2
CCRX OF NORTH CAROLINA, LLC		1	1	50%	2
ORLANDO LUTHERAN TOWERS		1	1	50%	2
MEDEXPRESS URGENT CARE - WHEELING		1	1	50%	2
TMH EC NORTHEAST LABORATORY			2	100%	2
EXPRESSCARE URGENT CARE CENTER			2	100%	2
PruittHealth Lakehaven		2			2
WALGREENS #13605		2			2
MEMORIAL HERMANN CONSOLIDATED LABORATORY SERVICES			2	100%	2
NOVA SOUTHEASTERN UNIVERSITY - STUDENT MEDICAL CTR			2	100%	2
NORTON IMMEDIATE CARE CENTER - PRESTON			2	100%	2
MARTHA A PRICE MD PA		1	1	50%	2
OPTUM PRIMARY CARE - SILVER LAKES			2	100%	2
URGENT CARE OF NEW YORK		2			2
MD NOW URGENT CARE CENTER INC.			2	100%	2
ALLIANCE PEDIATRICS PA			2	100%	2
WASHINGTON STATE DEPARTMENT OF HEALTH PUBLIC HEALTH LABORATORIES			2	100%	2
MED FUSION			2	100%	2
UNIVERSITY OF MISSOURI HEALTH CARE			2	100%	2
University Center East			2	100%	2
Lake Charles Healthcare LLC dba Landmark Lake Charles			2	100%	2
SIGNATURE HEALTHCARE OF MIDDLEBURG		2			2
NEW GEN LABS			2	100%	2
CELEBRATION PEDIATRICS PA			2	100%	2
DMC UNIVERSITY LABORATORIES		1	1	50%	2
MEDEXPRESS URGENT CARE-SALINA, S 9TH ST		2			2
FLORIDA HOSPITAL PHYSICIANS GROUP			2	100%	2
COMMUNITY MEDICAL CENTER			2	100%	2
THE FOUNTAIN AT BOCA CIEGA BAY		2			2
CSS- TWELVE OAKS			2	100%	2
JACKSON LABORATORY OF GENOMIC MEDICINE		2			2
MINUTECLINIC DIAGNOSTIC MEDICAL		2			2
JRS LABORATORY			2	100%	2
COVANCE			2	100%	2
Iowa Veterans Home		2			2
ROPER HOSPITAL			2	100%	2
WESTPAC LABS INC			2	100%	2
Greystone Nursing and Rehab, LLC			2	100%	2
ST. MARY'S HOSPITAL			2	100%	2
Rutgers Health Rwj University Hospital - Laboratory		2			2
CALIFORNIA DIVISION OF COMMUNICABLE DISEASE CONTROL			2	100%	2

COVID-19: testing by laboratory

Data through Jan 10, 2021 verified as of Jan 11, 2021 at 09:25 AM

Data in this report are provisional and subject to change.

The numbers in the table below represent the number of Florida and non-Florida residents for whom test results were received by the Department of Health. A person can be tested by more than one laboratory and can have both positive and negative results. **Therefore, the sum of the numbers in each column will be larger than the total number of people tested.**

Reporting lab	Inconclusive	Negative	Positive	Percent positive	Total
NLC LABS			2	100%	2
TAMPA INTERNATIONAL AIRPORT			2	100%	2
WISE HEALTH SYSTEM		1	1	50%	2
CARENOW-LEBANON		1	1	50%	2
ADVENTHEALTH MEDICAL GROUP INTERNAL MEDICINE AT			2	100%	2
ROCKEFELLER UNIVERSITY CLINICAL GENOMICS LABORATOR		2			2
HOME DOCS		1	1	50%	2
MIDWAY PRIMARY CARE LLC		2			2
ROYAL PALM MEDICAL GROUP, INC		2			2
PINARD HOME HEALTH SERVICES INC			2	100%	2
HANOVER ENDOSCOPY CENTER		2			2
MINUTECLINIC DIAG OF IND, LLC #8645		2			2
Good Samaritan Society-Blackduck		1	1	50%	2
MINUTECLINIC DIAGNOSTIC OF OHIO #3407		2			2
DEPT OF HEALTH			2	100%	2
PEPIN ACADEMIES-PASCO		2			2
ACCESS LABORATORIES LLC			2	100%	2
UT AUSTIN UNIVERSITY HEALTH SERVICES			2	100%	2
HOUSTON HEALTH DEPARTMENT - BUREAU OF LABORATORY SERVICES			2	100%	2
DOCTORS HOSPITAL RENAISSANCE			2	100%	2
Kroger 745 - The Little Clinic Somerset		2			2
RAPID RELIABLE TESTING NY LLC		2			2
SCIENTIFIC LABORATORY COMPANY		2			2
Great Lakes Health Center			2	100%	2
BRANDYWYNE HEALTH CARE CENTER			2	100%	2
UWMC MONTLAKE DEPT OF LAB MED			2	100%	2
MAWD PATHOLOGY GROUP			2	100%	2
MAJESTIC GUARDIANS			2	100%	2
TRICORE REFERENCE LABORATORY		1	1	50%	2
MEDEXPRESS URGENT CARE - SPRINGDALE, S 40TH STREET		2			2
MINUTECLINIC DIAGNOSTIC OF NORTH CARO		2			2
MEDEXPRESS URGENT CARE-SELINGSGROVE		2			2
BAY CORRECTIONAL AND REHABILITATION FACILITY			2	100%	2
ManorCare Rehabilitation Center- Decatur		2			2
ATHENA CARE RESOURCES LLC		2			2
SIMMONS			2	100%	2
SENDER RETREAT ADULT DAY CARE CENTERS			2	100%	2
BD MEDICAL SYSTEMS			2	100%	2
TGH Brandon Healthplex Laboratory			2	100%	2
CORNERSTONE MEDICAL CARE OF BRANDON		2			2
BENEVA LAKES ASSISTED LIVING CENTER			2	100%	2
JUPITER INTERNAL MEDICINE AND ASSOCIATES			2	100%	2
HAWAII DEPARTMENT OF HEALTH			2	100%	2
SPECIALTY LABORATORIES			2	100%	2
87TH MEDICAL GROUP - MCGUIRE AMBULATORY CARE FACILITY		2			2
SUPERIOR RESIDENCES OF CLERMONT		2			2
HCR MANOR CARE SERVICES OF FLORIDA III INC		2			2

COVID-19: testing by laboratory

Data through Jan 10, 2021 verified as of Jan 11, 2021 at 09:25 AM

Data in this report are provisional and subject to change.

The numbers in the table below represent the number of Florida and non-Florida residents for whom test results were received by the Department of Health. A person can be tested by more than one laboratory and can have both positive and negative results. **Therefore, the sum of the numbers in each column will be larger than the total number of people tested.**

Reporting lab	Inconclusive	Negative	Positive	Percent positive	Total
INTEGRITY CLINICAL RESEARCH CENTER INC		1	1	50%	2
LAKELAND REGIONAL HEALTH		2			2
FKC AMELIA ISLAND DIALYSIS			2	100%	2
FLAGLER PROFESSIONAL HEALTH CAE SERVICES INC		2			2
EP LTC PHARMACY		1	1	50%	2
SUNRISE SENIOR LIVING OF JACKSONVILLE			2	100%	2
STEWART ST ELIZABETH MEDICAL CENTER			2	100%	2
STUDENT HEALTH SERVICES			2	100%	2
COMPLETE HEALTH MEDICAL CENTER			2	100%	2
NORTHWELL HEALTH			2	100%	2
CENTRAL FLORIDA FAMILY HEALTH CENTER		2			2
THE CLUB AT BOYNTON BEACH, LLC			2	100%	2
HALIFAX HEALTH CARE FOR WOMEN		2			2
BAYFRONT MEDICAL			2	100%	2
PRINCETON BMC LABORATORY		2			2
US LABS		2			2
CVS MINUTE CLINIC DIAGNOSTIC OF TN #6044		2			2
MINUTECLINIC DIAGNOSTIC OF TN PC #242		2			2
MEDEXPRESS URGENT CARE-BLOOMFIELD AVEN		2			2
BAYMEADOWS PRIMARY CARE		2			2
SOUTH LAKE FAMILY HEALTH CENTER			2	100%	2
SACRED HEART HOSPITAL ON THE EMERALD			2	100%	2
FLORIDA SCHOOL FOR THE DEAF & BLIND			2	100%	2
MIDLAND MEMORIAL HOSPITAL			2	100%	2
Delaware Court Healthcare Center		2			2
SPRING HILL REGIONAL HOSPITAL			2	100%	2
MINUTECLINIC DIAGNOSTIC OF PENNSYLVAN		2			2
MINUTE CLINIC LLC #4017		2			2
PHYSICIANS REGIONAL MEDICAL CTR - COLLIER BLVD			2	100%	2
APC PEDIATRICS			2	100%	2
SHORE MEDICAL CENTER		2			2
CELEBRATION PEDIATRICS			2	100%	2
PINECREST PEDIATRICS GROUP LLC			2	100%	2
LIFESPRING COMMUNITY HEALTH		2			2
CHEROKEE COUNTY HEALTH AND REHAB CENTER		2			2
MINUTECLINIC DIAGNOSTIC MED GRP OF CA		2			2
LABRADOR PRIMARY CARE CENTER			2	100%	2
INTERNAL MEDICINE ASSOCIATES-DUNELLON			2	100%	2
CLAYMED OF NORTH FLORIDA			2	100%	2
REGIONAL MEDICAL CENTER BAYONET POINT			2	100%	2
MEMORIAL SLOAN KETTERING CANCER CENTER		1	1	50%	2
CITRUS PARK			2	100%	2
POMERENE HOSPITAL			2	100%	2
WINCHESTER MEDICAL CENTER			2	100%	2
ARLINGTON DIALYSIS CENTER LLC		2			2
VAULT HEALTH			2	100%	2
ORMOND BEACH URGENT CARE			2	100%	2

COVID-19: testing by laboratory

Data through Jan 10, 2021 verified as of Jan 11, 2021 at 09:25 AM

Data in this report are provisional and subject to change.

The numbers in the table below represent the number of Florida and non-Florida residents for whom test results were received by the Department of Health. A person can be tested by more than one laboratory and can have both positive and negative results. **Therefore, the sum of the numbers in each column will be larger than the total number of people tested.**

Reporting lab	Inconclusive	Negative	Positive	Percent positive	Total
24TH WEAPONS OF MASS DESTRUCTION - CIVIL SUPPORT		2			2
GENETIC ASSAYS INC			2	100%	2
ST. JOSEPH REGIONAL MEDICAL CENTER			2	100%	2
FLORIDA MEDICAL CLINIC CARDIOLOGY-ZH			2	100%	2
ATLAS GENOMICS			2	100%	2
PARADIGM LABORATORIES			2	100%	2
TRUE HEALTH INC			2	100%	2
MEDEXPRESS URGENT CARE, BELLE VERNON		2			2
NEW BRIDGE MEDICAL CENTER		2			2
PEACEHEALTH CENTRAL		2			2
IN & OUT URGENT CARE METAIRIE			2	100%	2
TENNESSEE VALLEY HCS			2	100%	2
ONE MEDICAL GROUP		1	1	50%	2
MERCY HEALTH LAB		1	1	50%	2
REGIONS HOSPITAL LABORATORY			2	100%	2
OURMED		2			2
NATIONAL JEWISH HEALTH			2	100%	2
MINUTECLINIC, LLC (CLINIC 10928)		2			2
GULF COAST REGIONAL MEDICAL CARE		2			2
PUBLIC HEALTH LABORATORY	1		1	50%	2
MEDEXPRESS URGENT CARE - CEDAR KNOLLS		2			2
LEGACY LABORATORY SERVICES			2	100%	2
Lehigh Acres Health and Rehabilitation			2	100%	2
CLEVELAND CLINIC IMAGING			2	100%	2
BAPTIST HEALTHCARE - LAKEVIEW CENTER INC		2			2
MINUTECLINIC DIAGNOSTIC PA #7110		2			2
MEDICAL CITY DALLAS HOSPITAL			2	100%	2
MINUTECLINIC, LLC #4682		2			2
LIFE CARE CENTER OF SKAGIT VALLEY		2			2
FLORIDA MEDICAL CENTER OF CLEARWATER		2			2
BAYSHORE MEDICAL CENTER			2	100%	2
RENFREW CENTERS INC		2			2
RUSSELL MEDICAL CENTER		2			2
EASTLAKE MEDICAL CENTER		2			2
MEDEXPRESS URGENT CARE- COLUMBIA HEIGH		2			2
CONEMAUGH MEMORIAL MEDICAL CENTER		2			2
DISCOVERY VILLAGE AT THE FORUM		2			2
TENNESSEE DEPARTMENT OF HEALTH (TDH) - REGIONAL LABORATORY			2	100%	2
ADVENTHEALTH MEDICAL GROUP PEDIATRICS		1	1	50%	2
NEBRASKA MEDICAL CENTER			2	100%	2
CERTIVIA LABORATORIES			2	100%	2
Alden Terrace of McHenry			2	100%	2
CLINICA HISPANIA			2	100%	2
Avanti Wellness and Rehab			2	100%	2
PROHEALTH PRIMARY CARE - GLEN OAKS		2			2
PIEDMONT HOSPITAL LAB			2	100%	2
MINUTECLINIC DIAG OF IND LLC #1367		2			2

COVID-19: testing by laboratory

Data through Jan 10, 2021 verified as of Jan 11, 2021 at 09:25 AM

Data in this report are provisional and subject to change.

The numbers in the table below represent the number of Florida and non-Florida residents for whom test results were received by the Department of Health. A person can be tested by more than one laboratory and can have both positive and negative results. **Therefore, the sum of the numbers in each column will be larger than the total number of people tested.**

Reporting lab	Inconclusive	Negative	Positive	Percent positive	Total
UNIVERISTY OF MEMPHIS ATHLETIC TRAINI		2			2
CVS MINUTE CLINIC DIAG OF IND, LLC #6549		2			2
DEPARTMENT OF HEALTH AND HUMAN SERVICES			2	100%	2
ONTARIO COUNTY PUBLIC HEALTH		2			2
GULF COAST IMMEDIATE CARE CENTER		1	1	50%	2
DIAGNOSTIC & MEDICAL SPECIALISTS OF GREENWICH		2			2
Gracemore Nursing and Rehab		2			2
SYLVAN NURSING			2	100%	2
EMORY UNIVERSITY HOSPITAL			2	100%	2
AFC PHYSICIANS OF FLORIDA, PA			2	100%	2
MEDEXPRESS URGENT CARE - SOUTH CHARLESTON		2			2
FEDERAL CORRECTIONAL INSTITUTION MARIANNA			2	100%	2
MINUTECLINIC DIAGNOSTIC OF TN PC #442		2			2
MEDEXPRESS URGENT CARE - YORK			2	100%	2
SINAI PLAZA NURSING AND REHAB CENTER			2	100%	2
ROAN DRUG COMPANY LLC		2			2
PALM BAY COMMUNITY OUTPATIENT CLINIC		2			2
Kroger 853 - The Little Clinic East Broad Street		2			2
SANTA ROSA COUNTY HEALTH DEPARTMENT			2	100%	2
Bethany Health and Rehab		2			2
MINUTECLINIC, LLC #03268		2			2
MED TECH SERVICES OF PALM BEACH INC		2			2
Kings County Hospital Center			2	100%	2
BENTON PEDIATRICS		2			2
FLORIDA PRIMARY & SPECIALTY CARE		2			2
STEUBEN COUNTY PUBLIC HEALTH		2			2
HOME ACCESS HEALTH			2	100%	2
FLORIDA DEPARTMENT OF HEALTH (FDOH)			2	100%	2
VIRGINIA DEPT OF HEALTH OFFICE OF EPIDEMIOLOGY			2	100%	2
LAKE MARY HEALTH AND REHABILITATION CENTER		1	1	50%	2
WEST COAST PEDIATRICS			2	100%	2
MEDLOGIC, LLC		2			2
MINUTE CLINIC LLC #5706		1	1	50%	2
LAKEVIEW TERRACE HOME HEALTH SERVICES LLC			2	100%	2
GINKGO-IXLAYER		2			2
U OF MIAMI MILLER SCHOOL OF MEDICINE			2	100%	2
Jackson Health Care Facility			2	100%	2
GEISINGER MEDICAL CENTER		2			2
MARQUESA MEDICAL		2			2
HOLY FAMILY MEDICAL CENTER		1	1	50%	2
NEW YORK STATE DEPARTMENT OF HEALTH		1	1	50%	2
SOUTHSIDE FAMILY MEDICAL		2			2
NEMOURS CHILDRENS PRIMARY CARE			2	100%	2
ARCPOINT LABS OF ALTAMONTE SPRINGS			2	100%	2
BROWNE MEDICAL LLC		1	1	50%	2
METHODIST MANSFIELD MEDICAL CENTER			2	100%	2
MINUTECLINIC DIAG OF IND, LLC #6472		2			2

COVID-19: testing by laboratory

Data through Jan 10, 2021 verified as of Jan 11, 2021 at 09:25 AM

Data in this report are provisional and subject to change.

The numbers in the table below represent the number of Florida and non-Florida residents for whom test results were received by the Department of Health. A person can be tested by more than one laboratory and can have both positive and negative results. **Therefore, the sum of the numbers in each column will be larger than the total number of people tested.**

Reporting lab	Inconclusive	Negative	Positive	Percent positive	Total
Elba Nursing and Rehabilitation Center, LLC		2			2
EXCEPTIONAL EMERGENCY CENTER - AMARILLO			2	100%	2
MEDEXPRESS URGENT CARE - LINCOLN N 26T		2			2
ALL PEDIATRIC CARE PA			2	100%	2
PTC LABORATORIES			2	100%	2
ASCENSION ST VINCENT'S RIVERSIDE			2	100%	2
PALM CITY NURSING AND REHAB CENTER			2	100%	2
STANFORD HEALTH CARE ANATOMIC PATHOLOGY & CLINICAL LAB			2	100%	2
Terrace of Jacksonville			2	100%	2
WALGREENS #05477		2			2
INA		1	1	50%	2
MINUTECLINIC DIAG OF IND, LLC #6910		2			2
SOUTH COUNTY MENTAL HEALTH CENTER INC			2	100%	2
PEDIATRICS IN BREVARD-COCOA BEACH		2			2
BIONIC TECHNOLOGIES CORPORATION			2	100%	2
PHYSICIANS MEDICAL CENTER		2			2
MINUTECLINIC DIAG OF IND, LLC #6483		1	1	50%	2
MINUTECLINIC DIANOSTIC OF VIRGINA, LL		2			2
Robert Cranfield			2	100%	2
PEDIATRIC HEALTH CARE		1	1	50%	2
MOBILE COUNTY HEALTH DEPARTMENT		1	1	50%	2
ADVANCED PEDIATRICS			2	100%	2
SHELL POINT HOME HEALTH			2	100%	2
PHYSICIANS LABORATORY SERVICES			2	100%	2
ADVANCED MEDICAL OF FLORIDA			2	100%	2
ADVENTHEALTH EAST ORLANDO EMPLOYEE CLINIC		2			2
MEDEXPRESS URGENT CARE GREENSBURG		2			2
MINUTECLINIC, LLC #1470		2			2
MURFREESBORO MEDICAL CLINIC		2			2
GRAND VILLA OF NEW PORT RICHEY			2	100%	2
MINUTECLINIC, LLC #07852		2			2
MARCO ISLAND HOSPITAL INC D/B/A		1	1	50%	2
CLEAR LAKE REGIONAL MEDICAL CENTER			2	100%	2
MINUTECLINIC DIAGNOSTIC OF TN, PC 6438		1	1	50%	2
BAYSTATE MEDICAL CENTER		1	1	50%	2
AFFORDABLE PRIMARY CARE LLC		2			2
NEMOURS CHILDREN'S PRIMARY CARE THE VILLAGES		2			2
Cleveland Clinic Weston			2	100%	2
ADVOCATE SHERMAN HOSPITAL			2	100%	2
LEE MEMORIAL HEALTH SYSTEM D/B/A			2	100%	2
UNIVERSITY HOSPITALS OF CLEVELAND			2	100%	2
PALM MEDICAL CENTER - PLANT CITY□		2			2
MINUTECLINIC DIAGNOSTIC OF NEVADA #87		1	1	50%	2
MINUTECLINIC DIAGNOSTIC OF OHIO #6192		2			2
QUALITY MEDICAL CARE			2	100%	2
SCDHEC BUREAU OF LABORATORIES			2	100%	2
CVS MINUTE CLINIC DIAGNOSTIC		2			2

COVID-19: testing by laboratory

Data through Jan 10, 2021 verified as of Jan 11, 2021 at 09:25 AM

Data in this report are provisional and subject to change.

The numbers in the table below represent the number of Florida and non-Florida residents for whom test results were received by the Department of Health. A person can be tested by more than one laboratory and can have both positive and negative results. **Therefore, the sum of the numbers in each column will be larger than the total number of people tested.**

Reporting lab	Inconclusive	Negative	Positive	Percent positive	Total
STAT MEDICAL CLINIC III INC		2			2
MINUTECLINIC DIAGNOSTIC OF TEXAS, LLC #7435		2			2
ACKERMAN CANCER CENTER		2			2
PLASMA MED RESEARCH DBA		2			2
Medilodge of Montrose		2			2
BAYCARE LABORATORIES			2	100%	2
CVS HEALTH, #1994		1	1	50%	2
MINUTECLINIC MINUTECLINIC #8505		2			2
Parkridge Specialty Care		2			2
MINUTECLINIC, LLC #1796		1	1	50%	2
SKIPPACK MEDICAL LAB			2	100%	2
BAYFRONT FAMILY HEALTH CENTER			2	100%	2
URGENT CARE AND SURGERY CENTER			2	100%	2
WHEELER LABORATORY		2			2
FAST PACE MEDICAL CLINIC PLLC		2			2
SWEETWATER NURSING CENTER		2			2
UK HEALTHCARE			2	100%	2
HEARTLAND HOME HEALTH CARE		2			2
CEDARS-SINAI MEDICAL CENTER			2	100%	2
BOONES CREEK URGENT CARE		1	1	50%	2
INTEGRATED REGIONAL LABS			2	100%	2
RELIANT IMMUNE DIAGNOSTICS			2	100%	2
DEKALB MEDICAL CENTER LABORATORY			2	100%	2
BAYCARE MEDICAL GROUP, INC		2			2
PROPATH			2	100%	2
MEDEXPRESS URGENT CARE - WEST ST PAUL, ROBERT ST S		2			2
NAVAL MEDICAL CENTER			2	100%	2
MAGNOLIA ADULT, LLC			2	100%	2
MINUTECLINIC DIAGNOSTIC OF PA LLC		2			2
MEDEXPRESS - WILMINGTON KIRKWOOD HIGHWAY		2			2
MINUTE CLINIC LLC # 2033		1	1	50%	2
ATRIA SAN PABLO			2	100%	2
SCIENTIA DIAGNOSTICS			2	100%	2
UNIVERSITY OF MARYLAND MEDICAL CENTER			2	100%	2
COL CROSSROAD		1	1	50%	2
ST. MARY'S MEDICAL CENTER EVANSVILLE, INC			2	100%	2
SPRINGS MEDICAL LAB		1	1	50%	2
USCG SECTOR ST PETE		1	1	50%	2
MEDEXPRESS URGENT CARE - JEANNETTE		2			2
MEDICAL CENTER LABORATORY			2	100%	2
ADVENTIST HINSDALE HOSPITAL LABORATORY			2	100%	2
MEDEXPRESS URGENT CARE-MT PLEASANT		1	1	50%	2
Oakwood - North Baldwins Center for Living		2			2
ADVENT HEALTH CENTRAL TEXAS		1	1	50%	2
FLORIDA DEPARTMENT OF HEALTH IN ESCAMBIA COUNTY		1	1	50%	2
SARASOTA MEMORIAL MEDICAL URGENT CARE CENTER			2	100%	2
SIGNATURE CARE LEWISVILLE-EMERGENCY CENTER		1	1	50%	2

COVID-19: testing by laboratory

Data through Jan 10, 2021 verified as of Jan 11, 2021 at 09:25 AM

Data in this report are provisional and subject to change.

The numbers in the table below represent the number of Florida and non-Florida residents for whom test results were received by the Department of Health. A person can be tested by more than one laboratory and can have both positive and negative results. **Therefore, the sum of the numbers in each column will be larger than the total number of people tested.**

Reporting lab	Inconclusive	Negative	Positive	Percent positive	Total
STOP URGENT CARE			2	100%	2
SANIBEL MEDICAL CLINIC			2	100%	2
LILY PHARMACY		2			2
TALLAHASSEE MEMORIAL HEALTHCARE FAMILY MED RESIDENCY			2	100%	2
VETERANS AFFAIRS MEDICAL CENTER - GREATER LOS ANGELES			2	100%	2
COVID PROCESSING SITE			2	100%	2
NOT GIVEN		1	1	50%	2
MD NOW URGENT CARE MEDICAL CENTERS INC			2	100%	2
MINUTECLINIC, LLC, DBA MINUTECLINIC #6		2			2
VA PRIMARY CARE ANNEX			2	100%	2
LEE MEMORIAL HOSPITAL BLOOD GAS LAB			2	100%	2
New Jersey Aim At Smg		2			2
MEDEXPRESS URGENT CARE - BRIDGEVILLE		2			2
SPECTRUM HEALTH			2	100%	2
OELWEIN HEALTH CARE CENTER		2			2
HOLLY HILL HOME INFUSION SERVICE		2			2
LIFE CARE CENTER OF PALM BAY□		2			2
HEALTHPARK MEDICAL CTR NURSING SVC		2			2
MINUTECLINIC DIAGNOSTIC OF SC, LLC #7		1	1	50%	2
CHAPPEL GROUP RESEARCH, THE		2			2
SAFE PMC		2			2
TRINITAS REGIONAL MEDICAL CENTER		1	1	50%	2
BIOHEALTH MEDICAL LAB INC			2	100%	2
Church Creek SNF			2	100%	2
SOUTHEASTERN INSTITUTE OF RESTORATIVE MEDICINE		1	1	50%	2
REELFOOT FAMILY WALK IN CLINIC - TIPT		2			2
NAVAL BRANCH MEDICAL CLINIC			2	100%	2
MEDICAL CENTER AT OCEAN REEF,THE		2			2
MINUTECLINIC, LLC #1492		2			2
Holiday Retirement Home			2	100%	2
CARE CENTERS OF NASSAU LLC MINER ROAD SOUTH		2			2
TMH PHYSICIAN PARTNERS MONTICELLO		1	1	50%	2
SPRINGHILL SENIOR RESIDENCE		2			2
CHARLOTTE COUNTY HEALTH DEPARTMENT			2	100%	2
RIVERVIEW MEDICAL CLINIC		2			2
DOCTORS MEDICAL CTR OF WALTON COUNTY			2	100%	2
441 URGENT CARE-MULBERRY			2	100%	2
RAPID URGENT CARE - ALBANY			2	100%	2
PALM BEACH COUNTY FIREFIGHTERS HEALTH CLINIC, LLC			2	100%	2
UNITED MEMORIAL MEDICAL CENTER			2	100%	2
NORTH MCALLEN PEDIATRIC CENTER			2	100%	2
AUSTIN REGIONAL CLINIC MICROBIOLOGY LAB			2	100%	2
ASPIRUS RIVERVIEW HOSPITAL & CLINICS INC		1	1	50%	2
AGILE URGENT CARE			2	100%	2
ACCESS MEDICAL GROUP OF FLORIDA CITY			2	100%	2
ACL LABORATORIES INDUSTRIAL TOXICOLOGY			2	100%	2
GIGI WOOD DAVIS DO-FAMILY MEDICINE		2			2

COVID-19: testing by laboratory

Data through Jan 10, 2021 verified as of Jan 11, 2021 at 09:25 AM

Data in this report are provisional and subject to change.

The numbers in the table below represent the number of Florida and non-Florida residents for whom test results were received by the Department of Health. A person can be tested by more than one laboratory and can have both positive and negative results. **Therefore, the sum of the numbers in each column will be larger than the total number of people tested.**

Reporting lab	Inconclusive	Negative	Positive	Percent positive	Total
GALEN BAYLOR EXTENSION		2			2
MEDEXPRESS URGENT CARE - LEDGEWOOD		2			2
MAIN STREET MEDICAL CENTERS		2			2
PALMETTO FAMILY HEALTH CENTER			2	100%	2
SOUTHEAST GEORGIA HEALTH SYSTEM			2	100%	2
PALOS COMMUNITY HOSPITAL LABORATORY			2	100%	2
KAILOS GENETICS INC			2	100%	2
SUNCOAST BLOOD BANK			2	100%	2
UC CORAL GABLES			2	100%	2
JOHNSON CITY MEDICAL CENTER		1	1	50%	2
LEXINGTON PLACE			2	100%	2
COOK HOSPITAL AND CARE CENTER		1	1	50%	2
FRESENIUS MEDICAL CARE			2	100%	2
VANAYER HEALTHCARE AND REHAB CENTER		2			2
MEDEXPRESS-HOUSTON EAST FWY		1	1	50%	2
POMONA VALLEY COMMUNITY HOSPITAL			2	100%	2
CARE 365			2	100%	2
MEDEXPRESS URGENT CARE FOX CHAPEL		2			2
FLORIDA MEDICAL CLINIC RADIOLOGY DALE MABRY		2			2
MED EXPRESS URGENT CARE PC - MARYLAND		2			2
Heartland Healthcare Center Boca Raton			2	100%	2
PANCARE HEALTH - SNEADS ELEMENTARY			2	100%	2
WHITESANDS OUTPATIENT TREATMENT		2			2
PM PEDIATRICS OF BAYSIDE PLLC - HOPEWELL JUNCTION		2			2
WHOLE CHILD PEDIATRICS			2	100%	2
EXPEDIAN URGENT CARE			2	100%	2
WEAKLEY COUNTY REHAB AND NURSING CENTER		2			2
LIFT HEALTH		2			2
COASTAL MEDICAL LAB			2	100%	2
UNIVERSITY HOSPITAL OF BROOKLYN		2			2
MINUTECLINIC, DIAGNOSTIC OF TEXAS, LLC		2			2
ADVANCED RESEARCH FOR HEALTH IMPROVEMENT		1	1	50%	2
INSPIRIT SENIOR LIVING			2	100%	2
FIRST CHOICE MEDICAL PC			2	100%	2
CLEARWATER PAIN MANAGEMENT ASSOCIATES			2	100%	2
UNIVERSTIY OF ILLINOIS HOSPITAL			2	100%	2
STARLING AT NOCATEE			2	100%	2
POINTE AT NEW PORT PLACE,THE		2			2
ST VINCENTS AMBULATORY CARE INC DBA			2	100%	2
CARE NOW, INC			2	100%	2
UTMB PATHOLOGY CLINICAL SERVICES LABORATORY			2	100%	2
UNIVERSITY OF KANSAS MEDICAL CENTER			2	100%	2
AMERICAN HEALTH ASSOC. LABORATORY SOUTH			2	100%	2
AMI ST FRANCIS HOSPITAL LABORATORY		1	1	50%	2
STUART SURGERY CENTER, LLC			2	100%	2
Kroger 571 - The Little Clinic Hendersonville		1	1	50%	2
PREMIER MEDICAL LABORATORY			2	100%	2

COVID-19: testing by laboratory

Data through Jan 10, 2021 verified as of Jan 11, 2021 at 09:25 AM

Data in this report are provisional and subject to change.

The numbers in the table below represent the number of Florida and non-Florida residents for whom test results were received by the Department of Health. A person can be tested by more than one laboratory and can have both positive and negative results. **Therefore, the sum of the numbers in each column will be larger than the total number of people tested.**

Reporting lab	Inconclusive	Negative	Positive	Percent positive	Total
Cedar Valley Nursing & Rehab Center		2			2
PM PEDIATRICS OF BAYSIDE, PLLC - MANHASSET		2			2
MAYO CLINIC GROUP PRACTICE LABORATORY			2	100%	2
UT PATH			2	100%	2
MEDEXPRESS URGENT CARE - HOLLINS		2			2
MINUTECLINIC DIAGNOSTIC OF TN PC #643		2			2
Bedford Care Center of Hattiesburg		2			2
BMC/JACSONVILLE		1	1	50%	2
Lakeside Oaks Care Center			2	100%	2
UW HOSPITAL AND CLINICS		1	1	50%	2
A+ URGENT/PRIMARY CARE			2	100%	2
PREMIER FAMILY HEALTH PA			2	100%	2
ORANGE COUNTY HEALTH DEPARTMENT		1	1	50%	2
CURATIVE		1	1	50%	2
ASCENSION ST MICHAEL'S HOSPITAL LAB		1	1	50%	2
MINUTE CLINIC DIAGNOSTIC OF SOUTH CAROLINA		1	1	50%	2
Iron County Medical Care Facility		2			2
ASHLEY PEDIATRICS			2	100%	2
POINT OF CARE PRIVATE HEALTH MANAGEMENT			2	100%	2
SOUTHERN TENNESSEE MEDICAL CENTER			2	100%	2
MEDEXPRESS URGENT CARE- ALLISON PARK		1	1	50%	2
BERGEN COUNTY SURGICAL AND ENDOSCOPY CENTER		2			2
BRIGHAM AND WOMEN'S HOSPITAL			2	100%	2
METROHEALTH SYSTEM			2	100%	2
WAL-MART STORES EAST LP		2			2
MEDEXPRESS URGENT CARE - WEXFORD		2			2
GOLDMAN SACHS HEALTH CENTER		2			2
RAINY LAKE MEDICAL CENTER			2	100%	2
RIGHT AT HOME			2	100%	2
MINUTE CLINIC DIAGNOSTIC OF KANSAS PA		2			2
MEMORIAL HERMANN			2	100%	2
FLORIDA CLINICAL LABORATORY INC			2	100%	2
CPL LABS			2	100%	2
CVS HEALTH MINUTE CLINIC			2	100%	2
VERILY LIFE SCIENCES		2			2
LANTANA HC LAB			1	100%	1
Maple Lane Nursing Home		1			1
CAROMONT HEALTH			1	100%	1
GRAND VILLA OF PINELLAS PARK			1	100%	1
Diversicare of Smyrna		1			1
HUMILITY OF MARY HEALTH PARTNERS			1	100%	1
FLORIDA SCHOOL FOR THE DEAF AND THE BLIND			1	100%	1
SARASOTA MEDICAL CENTER			1	100%	1
MEMORIAL HOSPITAL - BELLEVILLE			1	100%	1
GIBSON AREA PRIMARY CARE			1	100%	1
RM PHARMACY SERVICES INC		1			1
DONALSONVILLE HOSPITAL			1	100%	1

COVID-19: testing by laboratory

Data through Jan 10, 2021 verified as of Jan 11, 2021 at 09:25 AM

Data in this report are provisional and subject to change.

The numbers in the table below represent the number of Florida and non-Florida residents for whom test results were received by the Department of Health. A person can be tested by more than one laboratory and can have both positive and negative results. **Therefore, the sum of the numbers in each column will be larger than the total number of people tested.**

Reporting lab	Inconclusive	Negative	Positive	Percent positive	Total
INTERMOUNTAIN MEDICAL CENTER			1	100%	1
Caldwell Care		1			1
Kroger 409 - The Little Clinic Hebron Marketplace			1	100%	1
Carrollton Manor Inc		1			1
JOSHUA E CHESIR MD		1			1
THE INTERNAL MEDICAL GROUP		1			1
GRAND VILLA OF SARASOTA			1	100%	1
PAUL C SCHWARTZ & MELVIN L WEIDMAN		1			1
SEWALLS POINT PHARMACY INC			1	100%	1
DORAL KIDNEY CENTER			1	100%	1
STEWART MEDICAL GROUP INC			1	100%	1
ORDRS, INC.			1	100%	1
ENZO LABS INC			1	100%	1
ARDEN COURTS OF SEMINOLE			1	100%	1
PUBLIX PHARMACY # 1236			1	100%	1
OMAHA VA MEDICAL CENTER			1	100%	1
YOUR KIDS URGENT CARE			1	100%	1
MINUTECLINIC, LLC #4507		1			1
APPLECARE VALDOSTA			1	100%	1
URGENT CARE OF FORT LAUDERDALE INC			1	100%	1
Freedom Pointe at The Villages			1	100%	1
COMMUNITY			1	100%	1
ADVANCED RESEARCH AND DIAGNOSTIC LABORATORY UNIVERSITY OF MINNESOTA			1	100%	1
CERMAK HEALTH SERVICES			1	100%	1
KINGWOOD EMERGENCY HOSPITAL			1	100%	1
TMH URGENT CARE CENTER			1	100%	1
MEDEXPRESS URGENT CARE-MEADVILLE			1	100%	1
KEY BISCAYNE PEDIATRIC ASSOCIATES INC			1	100%	1
HAWAII DEPARTMENT OF HEALTH LAB			1	100%	1
MINUTECLINIC DIAG OF IND, LLC #6908		1			1
GALVESTON COUNTY HEALTH DISTRICT			1	100%	1
THE WINDSOR OF OCALA			1	100%	1
WINDSOR WOODS REHAB & HEALTHCARE CTR			1	100%	1
CVS HEALTH, #2043		1			1
GENEVA FAMILY HEALTH			1	100%	1
APOPKA FAMILY HEALTH CENTER			1	100%	1
Village Crest Center for Health & Rehabilitation		1			1
NEMOURS CHILDREN'S PRIMARY CARE			1	100%	1
PARKLAND HEALTH & HOSPITAL			1	100%	1
SOUTHEASTERN HEALTH FACILITES, INC		1			1
Community Compassion Center of Batesville			1	100%	1
SOUTHWEST ORLANDO FAMILY MEDICINE, PL			1	100%	1
VITAL CARE			1	100%	1
MEA PRIMARY CARE PLUS BYRAM			1	100%	1
LEXINGTON PLACE SENIOR LIVING COMMUNITY		1			1
LUVERNE HEALTH AND REHABILITATION		1			1
OMNI HEALTHCARE INC			1	100%	1

COVID-19: testing by laboratory

Data through Jan 10, 2021 verified as of Jan 11, 2021 at 09:25 AM

Data in this report are provisional and subject to change.

The numbers in the table below represent the number of Florida and non-Florida residents for whom test results were received by the Department of Health. A person can be tested by more than one laboratory and can have both positive and negative results. **Therefore, the sum of the numbers in each column will be larger than the total number of people tested.**

Reporting lab	Inconclusive	Negative	Positive	Percent positive	Total
LAKE LURE HEALTH CENTER			1	100%	1
HENRY FORD WEST BLOOMFIELD HOSPITAL			1	100%	1
ST. PETERSBURG PEDIATRICS-SEMINOLE			1	100%	1
EXAC CARE CROSSVILLE		1			1
Kroger 618 - The Little Clinic Trail Creek Village		1			1
MIAMI CHILDRENS HOSPITAL MIDTOWN OUTPATIENT CENTER			1	100%	1
CONSULATE HEALTH CARE OF VERO BEACH			1	100%	1
Falmouth By The Sea			1	100%	1
LIFELINK TRANSPLANT INSTITUTE LAB			1	100%	1
UMMC MIDTOWN CAMPUS			1	100%	1
Glenburn Home		1			1
POINTE MEDICAL SERVICES INC			1	100%	1
Orchid Cove at Naples			1	100%	1
DOYLESTOWN HOSPITAL			1	100%	1
PROGENESIS INC			1	100%	1
CLARKSVILLE MANOR INC		1			1
DAVENPORT PEDIATRICS CLERMONT PA		1			1
MEDICAL PAVILION CLINIC			1	100%	1
KIDSVILLE PEDIATRICS IV PA		1			1
AZALEALAND NURSING HOME		1			1
METHODISM MIDLOTHIAN MEDICAL CENTER			1	100%	1
Seal Rock Healthcare		1			1
SYNEOS HEALTH			1	100%	1
DR PHILLIPS CENTER FOR WELLNESS		1			1
Ravenwood Speciality Care		1			1
UNIVERSITY OF SOUTH FLORIDA			1	100%	1
CELEBRATION HOSPITAL			1	100%	1
JOHN KNOX MANOR INC II			1	100%	1
441 URGENT CARE CENTER - BROWNWOOD			1	100%	1
LUMICO LIFE INSURANCE COMPANY		1			1
STEPHENS COUNTY HOSPITAL			1	100%	1
THYROID SPECIALTY LABORATORY			1	100%	1
URGENT DOC -NACOGODOCHES CLINIC			1	100%	1
FAMILY PRACTICE OF CENTRAL FLORIDA PA			1	100%	1
Crisp Regional Nursing and Rehab Center		1			1
SOUTH FLORIDA BAPTIST HOSPITAL			1	100%	1
Macon Valley Nursing and Rehabilitation Center		1			1
CONVENIENT MEDICAL AND HEALTH SERVICES			1	100%	1
SAINT JOSEPH'S HOSPITAL AND MEDICAL CENTER		1			1
LAKE COMMUNITY ACTION AGENCY		1			1
VA COMMUNITY BASED CLINIC - LAKE CITY			1	100%	1
MEDEXPRESS URGENT CARE - WICHITA, N MAIZE RD		1			1
Valley Center (WV)			1	100%	1
MCH PHYSICIANS GROUP			1	100%	1
FLORIDA PRIMARY CARE AND SPORTS MEDICINE INC			1	100%	1
ATMORE COMMUNITY HOSPITAL			1	100%	1
Sherwood Oaks Health Center			1	100%	1

COVID-19: testing by laboratory

Data through Jan 10, 2021 verified as of Jan 11, 2021 at 09:25 AM

Data in this report are provisional and subject to change.

The numbers in the table below represent the number of Florida and non-Florida residents for whom test results were received by the Department of Health. A person can be tested by more than one laboratory and can have both positive and negative results. **Therefore, the sum of the numbers in each column will be larger than the total number of people tested.**

Reporting lab	Inconclusive	Negative	Positive	Percent positive	Total
HENRICO DOCTOR'S LABORATORY			1	100%	1
Oakland Nursing and Rehabilitation Center		1			1
CANDLER HOSPITAL			1	100%	1
Jacaranda Manor			1	100%	1
Douglas County Health Center		1			1
Jersey City Medical Center		1			1
ASSOCIATES MD MEDICAL GROUP INC			1	100%	1
CSL PLASMA LAB			1	100%	1
HEALTHCARE FOR THE HOMELESS			1	100%	1
FRESENIUS SOUTH FORT MYERS		1			1
INFECTION CONTROL DEPT			1	100%	1
SV DIAGNOSTIC LAB			1	100%	1
PREMIER PEDIATRICS			1	100%	1
LIFE CARE CENTER OF HILTON HEAD		1			1
SMITH KLINE			1	100%	1
PELICAN STATE OUTPATIENT CENTER			1	100%	1
JOHN D. ARCHBOLD MEMORIAL HOSPITAL			1	100%	1
SUMMERFIELD PAIN MANAGEMENT			1	100%	1
Mountain View Manor			1	100%	1
FLORIDA FAMILY LABORATORY		1			1
BROOKSHIRE, THE			1	100%	1
ANY LAB TEST NOW JACKSONVILLE		1			1
SONORAN DESERT PATHOLOGY			1	100%	1
HENRY FORD HOSPITAL			1	100%	1
HARMONY HEALTHCARE ORLANDO INC		1			1
ROYAL OAK MEDICAL CENTER LLC DBA CHARACTER FAMILY			1	100%	1
University Plaza Rehabilitation and Nursing			1	100%	1
NORTH RIVER FAMILY HEALTH CENTER			1	100%	1
EAST FL CORE LAB			1	100%	1
MINUTECLINIC DIAG OF IND, LLC #4368		1			1
Holly Hill Healthcare Center			1	100%	1
FRESENIUS KIDNEY CARE			1	100%	1
TMH CANCER CENTER LABORATORY			1	100%	1
MEDIPLUS CLINIC, INC			1	100%	1
BAYMEADOWS PEDIATRIC CARE		1			1
UNIVERSITY OF MARYLAND PATHOLOGY ASSOCIATES			1	100%	1
Kroger 481 - The Little Clinic Houston Levee		1			1
SOUTHWOOD HEALTHCARE CENTER		1			1
MINUTECLINIC DIAGNOSTIC OF TEXAS LLC		1			1
NAPHCARE INC		1			1
ALPHA 1 ANTITRYPSIN RESEARCH PROGRAM			1	100%	1
Central Park Healthcare & Rehabilitation Center		1			1
PEDIATRIC ASSOCIATES - DORAL			1	100%	1
IVAN, MAYA			1	100%	1
SONNI'S PEDIATRICS			1	100%	1
Kroger 379 - The Little Clinic Stony Brook		1			1
SOUTHWOOD NURSING & RETIREMENT CENTER		1			1

COVID-19: testing by laboratory

Data through Jan 10, 2021 verified as of Jan 11, 2021 at 09:25 AM

Data in this report are provisional and subject to change.

The numbers in the table below represent the number of Florida and non-Florida residents for whom test results were received by the Department of Health. A person can be tested by more than one laboratory and can have both positive and negative results. **Therefore, the sum of the numbers in each column will be larger than the total number of people tested.**

Reporting lab	Inconclusive	Negative	Positive	Percent positive	Total
ENCOMPASS HEALTH HOME HEALTH		1			1
EVANS FAMILY CARE PA			1	100%	1
Kroger 524 - The Little Clinic Iron Bridge Road		1			1
MEDEXPRESS URGENT CARE - SPRINGFIELD, COOLEY ST		1			1
DAVITA DIALYSIS-NORTH			1	100%	1
COVID TESTING LLC			1	100%	1
MOORE CLINICAL RESEARCH INC			1	100%	1
SUMMIT LABORATORY			1	100%	1
INSTANT MEDICAL CARE CENTER			1	100%	1
DIGNITY HEALING LLC			1	100%	1
FALKVILLE HEALTHCARE		1			1
HUDSON REGIONAL HOSPITAL			1	100%	1
CHOTA COMMUNITY HEALTH SERVICES		1			1
LIFE CARE CENTER OF GWINNETT		1			1
TIMPANOGOS REGIONAL HOSPITAL			1	100%	1
SPINE & PAIN CONSULTANT PLLC		1			1
CHRISTUS SPOHN HOSPITAL			1	100%	1
COASTAL PEDIATRICS LLC			1	100%	1
CARING PROFESSIONAL HEALTH CARE LLC		1			1
OMNICARE PHARMACY OF TEXAS 1, LP		1			1
BAYFRONT CARDIOVASCULAR ASSOCIATES			1	100%	1
MEMORIAL HOSPITAL WEST			1	100%	1
LAB TEST KENDALL LLC		1			1
Heritage Health of Peru			1	100%	1
ATRIA WILLOW WOOD			1	100%	1
UHEALTH CORAL SPRINGS			1	100%	1
STATE OF FLORIDA			1	100%	1
Kroger - KR001100688			1	100%	1
WYOMING COUNTY DEPARTMENT OF HEALTH		1			1
ADVENTHEALTH MEDICAL GROUP COMMUNITY MEDICINE			1	100%	1
PATHOLOGYT & LAB MEDICINE SERVICES			1	100%	1
ILLINOIS DEPT OF PUBLIC HEALTH LABS			1	100%	1
Brio of Johnston		1			1
SHANNON CLARK OD, PA			1	100%	1
Lenbrook		1			1
HEALTH CARE SERVICES LC			1	100%	1
Smg At Bridgewater Family Medicine		1			1
LANGLADE			1	100%	1
MID-FLORIDA PATHOLOGY LLC		1			1
NDX-CORE LAB			1	100%	1
LRGHEALTHCARE		1			1
STANDIFER PLACE		1			1
PALMA CEIA MED GROUP-SWANN		1			1
BLOSSOMS ASSISTED LIVING 1 LLC			1	100%	1
ALLIED PHYSICIANS GROUP		1			1
ALLIANCE MD DIRECT PRIMARY CARE			1	100%	1
NORTH FL SOUTH GA HCS-LAKE CITY			1	100%	1

COVID-19: testing by laboratory

Data through Jan 10, 2021 verified as of Jan 11, 2021 at 09:25 AM

Data in this report are provisional and subject to change.

The numbers in the table below represent the number of Florida and non-Florida residents for whom test results were received by the Department of Health. A person can be tested by more than one laboratory and can have both positive and negative results. **Therefore, the sum of the numbers in each column will be larger than the total number of people tested.**

Reporting lab	Inconclusive	Negative	Positive	Percent positive	Total
LAKEVIEW REGIONAL HOSPITAL			1	100%	1
FLORIDA DEPARTMENT OF HEALTH IN LEE COUNTY			1	100%	1
CURA LABORATORY SERVICES			1	100%	1
MAURY REGIONAL MEDICAL CENTER		1			1
DEL PRADO MEDICAL CENTER, INC		1			1
MEDICAL SPECIALISTS OF THE PALM BEACHES INC			1	100%	1
CLEVELAND CLINIC AKRON GENERAL			1	100%	1
Parkside Villa		1			1
ROSLYN INTERNAL MEDICINE		1			1
SMA BEHAVIORAL HEALTH SERVICES INC		1			1
PALM SPRINGS GENERAL HOSPITAL			1	100%	1
NONA MEDICAL ARTS		1			1
INDIAN RIDGE		1			1
VANAJA SUREDDI MD PA			1	100%	1
HACKENSACK UNIVERSITY MEDICAL CENTER		1			1
ORANGE PEDIATRICS PA			1	100%	1
SYCAMORE MEDICAL CENTER-KETTERING HEALTH NETWORK			1	100%	1
C V S / PHARMACY #4396		1			1
PROMUS DIAGNOSTICS, LLC			1	100%	1
PLANT CITY FAMILY CARE		1			1
BAPTIST HOSPITAL OF MIAMI MCI BROWARD LABORATORY			1	100%	1
CARESOUTH HHA HOLDINGS OF THE TREASURE COAST LLC			1	100%	1
PUTNAM CO HOSPITAL-D/B/A ASBURY TOWERS		1			1
Consulate Health Care of Orange Park		1			1
MEDERI CARETENDERS			1	100%	1
Vi at Aventura		1			1
MERRILL GARDENS AT CHAMPIONSGATE			1	100%	1
TITUS REGIONAL MEDICAL CENTER			1	100%	1
BOCA CIEGA CENTER			1	100%	1
Kingston Care Center of Fort Wayne		1			1
BSA PHYSICIANS GROUP, INC D/B/A BSA FAMILY MEDICAL			1	100%	1
VILLAGES HEALTH SYSTEM, LLC, THE			1	100%	1
SPORTS MEDICINE CLINIC - U OF WYOMING			1	100%	1
LIBERTY HEALTH CENTER			1	100%	1
BLACK STALLION WALK IN AND EXERCISE CLINICS LLC		1			1
HAMILTON COUNTY HEALTH DEPARTMENT		1			1
DE TAR HOSPITAL			1	100%	1
GSM OCED Subsection			1	100%	1
The Evangelical Lutheran Good Samaritan Society Prescott Village		1			1
LAKE VIEW COURT		1			1
CULVER CITY URGENT CARE			1	100%	1
Life Care Center of Paradise Valley		1			1
BAPTIST EMERGENCY HOSPITAL KELLY			1	100%	1
BLANCHARD VALLEY HOSPITAL LABORATORY			1	100%	1
MEDEXPRESS URGENT CARE - BECKLEY		1			1
FLORIDA MEDICAL CLINIC, LLC			1	100%	1
Victory Health and Rehabilitation			1	100%	1

COVID-19: testing by laboratory

Data through Jan 10, 2021 verified as of Jan 11, 2021 at 09:25 AM

Data in this report are provisional and subject to change.

The numbers in the table below represent the number of Florida and non-Florida residents for whom test results were received by the Department of Health. A person can be tested by more than one laboratory and can have both positive and negative results. **Therefore, the sum of the numbers in each column will be larger than the total number of people tested.**

Reporting lab	Inconclusive	Negative	Positive	Percent positive	Total
SOUTHEAST MISSOURI HOSPITAL		1			1
COLUMBIA CREST CARE & RAHAB		1			1
MINUTE CLINIC DIAGNOSTIC MED GRP OF CA		1			1
NEW YORK STATE DEPARTMENT OF HEALTH			1	100%	1
FREEMPORT ER DOX URGENT CARE		1			1
SIGNATURE CARE MIDLAND			1	100%	1
LEHIGH REGIONAL WOUND CENTER			1	100%	1
CORIZON HEALTH INC			1	100%	1
RIVIERA BEACH HEALTH CENTER LAB			1	100%	1
CARESPOT - OCOEE			1	100%	1
BMC/NASSAU			1	100%	1
ROYAL PALM PEDIATRICS			1	100%	1
ST JOHNS EPISCOPAL HOSPITAL SOUTH SHORE		1			1
Kroger 717 - The Little Clinic Dolphin Drive			1	100%	1
BAPTIST HEALTH MEDICAL PLAZA			1	100%	1
POETS WALK SARASOTA			1	100%	1
FRESENIUS KIDNEY CARE FORT WALTON BEACH			1	100%	1
BRANDON OUTREACH CLINIC			1	100%	1
PROGRESS PHARMACY INC			1	100%	1
Monument Health Strugis Care Center		1			1
COLONIAL MEDICAL CENTER-EAST ORLANDO			1	100%	1
GADSDEN FAMILY PRACTICE		1			1
MY URGENT CARE CLINIC			1	100%	1
CEPERO PEDIATRICS PA			1	100%	1
DOCTORS HEARING			1	100%	1
CYPRESS CREEK DIALYSIS CTR			1	100%	1
NORTH SHORE HEMATOLOGY-ONCOLOGY ASSOCI		1			1
LAB PLUS, LLC			1	100%	1
NHC Chattanooga			1	100%	1
ONslow COUNTY HEALTH DEPARTMENT			1	100%	1
THE CHILDREN'S HOSPITAL OF PHILADELPHIA		1			1
ROAN MOUNTAIN MEDICAL CENTER			1	100%	1
SHARON REGIONAL MEDICAL CENTER			1	100%	1
BEAUFORT MEMORIAL			1	100%	1
SOUTHWEST REGIONAL PCR LABORATORY			1	100%	1
ADVENT HEALTH - OWASA			1	100%	1
Wedgewood Manor		1			1
MID FLORIDA DERMATOLOGY ASSOCIATES PA			1	100%	1
Tremont Health & Rehabilitation Center		1			1
ROCKWALL URGENT CARE			1	100%	1
RAPID CITY REGIONAL HOSPITAL -579 ATTN. LABORATORY		1			1
CLEVELAND HEARTLAB			1	100%	1
FLORIDA CLINICAL RESEARCH CENTER, LLC			1	100%	1
ASHLEY CLINICAL DIAGNOSTIC LABORATORY			1	100%	1
QUICK CARE MED WALK IN AND URGENT CARE			1	100%	1
FLORIDA ADVANCED MEDICAL AND DERM AESTHETICS LLC			1	100%	1
NABI		1			1

COVID-19: testing by laboratory

Data through Jan 10, 2021 verified as of Jan 11, 2021 at 09:25 AM

Data in this report are provisional and subject to change.

The numbers in the table below represent the number of Florida and non-Florida residents for whom test results were received by the Department of Health. A person can be tested by more than one laboratory and can have both positive and negative results. **Therefore, the sum of the numbers in each column will be larger than the total number of people tested.**

Reporting lab	Inconclusive	Negative	Positive	Percent positive	Total
Kroger 619 - The Little Clinic Hendersonville Indian Lake		1			1
CFHC - FROSTPROOF			1	100%	1
CMC MERCY LABORATORY			1	100%	1
OSF ST JOSEPH MEDICAL CENTER			1	100%	1
BOLLES SCHOOL, THE			1	100%	1
CARSON NURSING AND REHABILITATION CENTER		1			1
MAINE HEALTH AND ENVIRONMENTAL TESTING LABORATORY			1	100%	1
PIONEER CLINICAL RESEARCH LLC			1	100%	1
CROSS CREEK HEALTH CARE		1			1
LAKEVIEW HEALTHCARE SYSTEM LLC			1	100%	1
PEDIATRIC PARTNERS ZEPHYRHILLS			1	100%	1
FULGENT GENETICS HOUSTON		1			1
ST. VINCENT HOSPITAL			1	100%	1
BROOKDALE OF SPRING HILL		1			1
Dulles Health and Rehab Center		1			1
Hackensack Univ Medical Center At Pasc		1			1
Buena Vista Care Center		1			1
CONWAY MEDICAL CENTER			1	100%	1
Kroger 448 - The Little Clinic Mason		1			1
VANDERBILT UNIVERSITY MEDICAL CENTER			1	100%	1
MINUTECLINIC DIAGNOSTIC OF WISCONSIN, LLC		1			1
OCALA RKC EAST HEMO #1			1	100%	1
HELIX BIOMEDICS LLC			1	100%	1
NASSAU COUNTY HEALTH DEPARTMENT		1			1
QUEST DIAGNOSTICS CLINICAL LABORATORIES INC		1			1
ACCOMPLISHED HOME CARE		1			1
DERMDX, DIV OF AURORA DIAGNOSTICS/BERNHARDT LAB		1			1
SOFTCELL L-FORM LABORATORIES, LLC			1	100%	1
ST JOSEPHS HOSPITAL SOUTH HOSPITAL			1	100%	1
GAMMA HEALTHCARE, INC		1			1
ALL CARE URGENT CARE			1	100%	1
SOUTH FLORIDA URGENT CARE CENTERS, LLC			1	100%	1
USCG AIR STATION CLEARWATER CLINIC			1	100%	1
NORTH MIAMI BEACH SURGICAL CENTER			1	100%	1
Masonic Medical Research Institute			1	100%	1
COBLESKILL REGIONAL HOSPITAL		1			1
WATERTOWN URGENT CARE		1			1
EXCEL URGENT CARE OF NJ			1	100%	1
COOPER CLINIC			1	100%	1
WALGREENS # 12338		1			1
HERNANDO COUNTY HEALTH DEPT			1	100%	1
HARBOUR ISLAND PEDIATRICS LLC			1	100%	1
Bethany Manor		1			1
PALMS OF FT MYERS,THE			1	100%	1
Shoreline Care Center			1	100%	1
777 URGENT CARE			1	100%	1
Juniper Village at Bucks County		1			1

COVID-19: testing by laboratory

Data through Jan 10, 2021 verified as of Jan 11, 2021 at 09:25 AM

Data in this report are provisional and subject to change.

The numbers in the table below represent the number of Florida and non-Florida residents for whom test results were received by the Department of Health. A person can be tested by more than one laboratory and can have both positive and negative results. **Therefore, the sum of the numbers in each column will be larger than the total number of people tested.**

Reporting lab	Inconclusive	Negative	Positive	Percent positive	Total
PSL JAX BEACH OPERATIONS LLC			1	100%	1
POPLAR HEALTHCARE			1	100%	1
PEDIATRICS IN NORTH FLORIDA PA			1	100%	1
SWEDISH COVENANT HOSPITAL			1	100%	1
HARTFORD HEALTH CARE & REHABILITATION			1	100%	1
PROGRESSIVE MEDICAL LAB LLC			1	100%	1
Rio Grande City Nursing and Rehab Center			1	100%	1
NORTHERN KENTUCKY HEALTH DEPARTMENT			1	100%	1
ALLIED PEDIATRICS & FAMILY MEDICINE			1	100%	1
DISCOVERY VILLAGE AT DEERWOOD			1	100%	1
TMH PHYSICIAN PARTNERS QUINCY			1	100%	1
San Antonio Residence and Rehabilitation Center		1			1
ADVANCED INDIVIDUALIZED MEDICINE OF NAPLES			1	100%	1
SACRED HEART HEALTH SYSTEM- MIDWIFE PROGRAM			1	100%	1
WINTER GARDEN CHILDREN'S HEALTH CENTERS			1	100%	1
MEDEXPRESS - WILMINGTON CONCORD PIKE		1			1
WEILL CORNELL MEDICAL ASSOCIATES - EAST SIDE		1			1
NEVADA DEPARTMENT OF HEALTH AND HUMAN SERVICES			1	100%	1
TRUCARE LIVING CENTERS - SELMA			1	100%	1
ALLEGHENY GENERAL HOSPITAL			1	100%	1
ACCESS HEALTH CARE PHYSICIANS LLC			1	100%	1
CUSTOM SCRIPTS PHARMACY		1			1
BROOKS REHAB			1	100%	1
PRACTITIONERS IN MOTION			1	100%	1
BRONSON METHODIST HOSPITAL			1	100%	1
BOND COUNTY HEALTH DEPARTMENT			1	100%	1
DOCTORS CARE OF PALM COAST			1	100%	1
JAX FAMILY CARE		1			1
METROPOLITAN			1	100%	1
WillowBrooke Court at Westminster Village		1			1
BIODORON LABORATORIES			1	100%	1
PHYSICIANS IMMEDIATE CARE			1	100%	1
RIVERTON CBOC			1	100%	1
HAYS CLINICAL LAB			1	100%	1
PINELLAS CHD - CLEARWATER			1	100%	1
CHP COVID-19 (TX)			1	100%	1
NORTH BROWARD MEDICAL CENTER			1	100%	1
GATEWAY LABORATORIES		1			1
GATEWAY HEALTHCARE, PC			1	100%	1
WAYNE COUNTY PUBLIC HEALTH		1			1
CROSSROADS URGENT CARE PLLC		1			1
Kroger 020 - The Little Clinic Wheat Ridge		1			1
PHYSICIANS URGENT CARE			1	100%	1
PENINSULA REGIONAL MED CTR LAB			1	100%	1
THE LITTLE CLINIC LLC			1	100%	1
FLORIDA HOSPITAL LAB			1	100%	1
Kroger 353 - The Little Clinic Harpers Point		1			1

COVID-19: testing by laboratory

Data through Jan 10, 2021 verified as of Jan 11, 2021 at 09:25 AM

Data in this report are provisional and subject to change.

The numbers in the table below represent the number of Florida and non-Florida residents for whom test results were received by the Department of Health. A person can be tested by more than one laboratory and can have both positive and negative results. **Therefore, the sum of the numbers in each column will be larger than the total number of people tested.**

Reporting lab	Inconclusive	Negative	Positive	Percent positive	Total
CURELOGICS WOUND CARE & HYPERBARIC CENTER		1			1
Garden View Care Center at Dougherty Ferry		1			1
Florida Baptist Retirement Center		1			1
LITTLE FALLS HOSPITAL LABORATORY		1			1
SUN CLINICAL LABORATORIES			1	100%	1
CLINICAL LABORATORY DEPARTMENT			1	100%	1
FASTCARE LLC			1	100%	1
CENTRAL FLORIDA HOSPITALIST			1	100%	1
CHIEFLAND MEDICAL CENTER			1	100%	1
MEMORIAL HOSPITAL MIRAMAR WAIVED TESTING			1	100%	1
Mill Valley Care Center		1			1
CLINTON DRUG STORE		1			1
Chestnut Ridge Nursing & Rehab		1			1
EASTMAN HEALTHCARE & REHAB		1			1
ANDREWS			1	100%	1
PRIMARY CARE GROUP LLC		1			1
HABANA HEALTH CARE CENTER			1	100%	1
BHA TITUSVILLE CLINIC			1	100%	1
OUCH URGENT CARE			1	100%	1
Oakview Manor Health and Rehab		1			1
LAWRENCE GENERAL HOSPITAL			1	100%	1
SILVERMAN			1	100%	1
SHELBYVILLE HOSPITAL COMPANY		1			1
SOUTHWEST FLORIDA DIVISION LAB			1	100%	1
Peninsula Nursing and Rehabilitation Center		1			1
QC LABORATORY			1	100%	1
ADVENTHEALTH MEDICAL GROUP UROLOGY AT EAST ORLANDO		1			1
HANCOCK REGIONAL HOSPITAL		1			1
SANTA BARABARA ALF LLC (THE WINDSOR)			1	100%	1
KEY WEST HMA PHYSICIAN MANAGEMENT, LLC			1	100%	1
LAKE BALDWIN			1	100%	1
PUBLIX PHARMACY #1114			1	100%	1
MOUNT SINAI MEDICAL CENTER AVENTURA ER			1	100%	1
SAINT JOSEPHS HOSPITAL OF ATLANTA			1	100%	1
FAMILY PRACTICE ASSOCIATES		1			1
IDAHO HEALTH DEPARTMENT			1	100%	1
BERGEN NEW BRIDGE M		1			1
CHIPOLA QUICK CARE			1	100%	1
WW Chem Auto SS			1	100%	1
SOUTH FLORIDA PEDIATRIC PARTNERS			1	100%	1
MRMC LAB MICRO			1	100%	1
MEDEXPRESS URGENT CARE - LEOMINSTER		1			1
HOLMES FAMILY PRACTICE PA			1	100%	1
WY RETIREMENT CENTER		1			1
WINKLER COURT			1	100%	1
Cerenity Senior Care-White Bear Lake		1			1
STRINGFELLOW MEMORIAL HOSPITAL		1			1

COVID-19: testing by laboratory

Data through Jan 10, 2021 verified as of Jan 11, 2021 at 09:25 AM

Data in this report are provisional and subject to change.

The numbers in the table below represent the number of Florida and non-Florida residents for whom test results were received by the Department of Health. A person can be tested by more than one laboratory and can have both positive and negative results. **Therefore, the sum of the numbers in each column will be larger than the total number of people tested.**

Reporting lab	Inconclusive	Negative	Positive	Percent positive	Total
BRIAN C GRINER MD LLC			1	100%	1
EXPRESS LAB LIVINGSTON			1	100%	1
CLERMONT PEDIATRICS, PA			1	100%	1
CARESPOT - LEE VISTA			1	100%	1
LABORATORY COPRORATION OF AMERICA			1	100%	1
PRECISION CLINICAL RESEARCH			1	100%	1
GOLDING-GRANADO MEDICAL ASSOCIATES		1			1
SPECTRUM LUDINGTON			1	100%	1
HARRIS URGENT CARE CENTER			1	100%	1
BAPTIST HEALTH SURGERY CENTER			1	100%	1
APPLECARE URGENT CARE KINGSLAND			1	100%	1
CHATEAU MADELEINE - SENIOR LIVING & MEMORY CARE			1	100%	1
FLORHAM PARK ENDOSCOPY CENTER		1			1
ARDEN COURTS OF LELY PALMS			1	100%	1
SPRINGFIELD HOSPITAL			1	100%	1
WESTON COUNTY HEALTH SERVICES			1	100%	1
MINUTE CLINIC DIAGNOSTICS OF IN, LLC #6252		1			1
ADVENTHEALTH PHYSICIAN GROUP - APPLEWOOD			1	100%	1
MEDEXPRESS-DOVER		1			1
ASCENSION ST VINCENT'S MEDICAL CENTER			1	100%	1
MEADOWS PARK HEALTH AND REHABILITATION		1			1
MEDICAL ASSOCIATES OF BREVARD LLC		1			1
UNIVERSITY COMMUNITY HEALTH SERVICES			1	100%	1
MDS PHARMA SERVICES		1			1
FAIRVIEW SOUTHDALE			1	100%	1
CARENOW URGENT CARE - SPRING			1	100%	1
PCR DIAGNOSTICS			1	100%	1
GREENTREE MEDICAL CENTER			1	100%	1
SANTA CLARA VALLEY MEDICAL CENTER			1	100%	1
MINNESOTA DEPARTMENT OF HEALTH LABORATORY			1	100%	1
UNIVERSITY URGENT CARE			1	100%	1
MIAMI CEREBRAL PALSY RESIDENTIAL			1	100%	1
SHANDS JACKSONVILLE CLINICAL CENTER			1	100%	1
IZ MEDICAL		1			1
MED-LAKE LABORATORY			1	100%	1
INNOVATIVE CARE II LLC			1	100%	1
LOUISIANA STATE LAB			1	100%	1
ORCHID TERRACE		1			1
Kroger 390 - The Little Clinic North College Hill		1			1
UMASS MEMORIAL/MARLBORO HOSPITAL			1	100%	1
CARE CENTERS OF NASSAU, LLC - HENDRICKS RD		1			1
DEVANSH LAB WERKS		1			1
FLAGLER COUNTY BOARD OF COUNTY COMMISSIONERS			1	100%	1
LAKE CONWAY URGENT CARE LLC		1			1
EVEXIA DIAGNOSTICS			1	100%	1
CARESPOT EXPRESS HEALTHCARE BOYNTON BEACH			1	100%	1
Strasburg Care Center		1			1

COVID-19: testing by laboratory

Data through Jan 10, 2021 verified as of Jan 11, 2021 at 09:25 AM

Data in this report are provisional and subject to change.

The numbers in the table below represent the number of Florida and non-Florida residents for whom test results were received by the Department of Health. A person can be tested by more than one laboratory and can have both positive and negative results. **Therefore, the sum of the numbers in each column will be larger than the total number of people tested.**

Reporting lab	Inconclusive	Negative	Positive	Percent positive	Total
BLUFFTON HEALTH CENTER			1	100%	1
VISTA LAKE ASSISTED LIVING			1	100%	1
RCP OF MEMORIAL WEST			1	100%	1
CARESPOT URGENT CARE		1			1
LITTLE COMPANY OF MARY HOSPITAL			1	100%	1
VAULT MEDICAL SERVICES			1	100%	1
ACCURATE HEALTH SERVICES CORP			1	100%	1
INNOVATIVE HEALTH DIAGNOSTIC OF CALIFORNIA			1	100%	1
RIVERSIDE COUNTY PUBLIC HEALTH LABORATORY			1	100%	1
HEALTH GUAGE			1	100%	1
THE EDGEWATER AND WATERMAN VILLAGE			1	100%	1
BROOKDALE PALM BEACH GARDENS			1	100%	1
US LABORATORIES			1	100%	1
BRISTOL REGINAL MEDICAL CENTER			1	100%	1
CLERMONT HEALTH DEPARTMENT			1	100%	1
MEDEXPRESS URGENT CARE - ROSS TOWNSHIP		1			1
MINUTECLINIC DIAGNOSTIC MED GRP OF ORA			1	100%	1
MID FLORIDA BIOLOGICALS			1	100%	1
MICROBIOLOGY DEPARTMENT			1	100%	1
KEY WEST BRANCH MEDICAL CLINIC			1	100%	1
WEST VIRGINIA UNIVERSITY HOSPITALS			1	100%	1
FAMILY MEDICINE MEDICAL DRIVE		1			1
USC VERDUGO HILLS HOSPITAL			1	100%	1
FLEMING ISLAND CENTER FOR CLINICAL RESEARCH		1			1
TAMPA HEALTH CARE PROVIDERS PA		1			1
NASSAU COUNTY HEALTH DEPARTMENT-FERNANDINA BEACH C		1			1
SILVER SPRINGS SHORES DIALYSIS			1	100%	1
Raleigh Center (WV)			1	100%	1
SOUTH FLORIDA DIALYSIS CENTER			1	100%	1
STEWARD FLORIDA ALF, INC			1	100%	1
MEDTOWN PHARMACY			1	100%	1
WINDSOR MANOR			1	100%	1
Heartland of Perrysburg		1			1
DUKE HEALTH REGIONAL HOSPITAL			1	100%	1
MEMORIAL HERMANN SOUTHWEST HOSPITAL			1	100%	1
WINTER PARK MEMORIAL HOSPITAL LABORATORY		1			1
FLAGLER CARE CENTER			1	100%	1
MINUTECLINIC INCORPORATE, LLC		1			1
LEXINGTON HOSPITAL CORPORATION			1	100%	1
CLINICAL MICROBIOLOGY LAB FAIRVIEW UNIVERSITY HOSPITAL			1	100%	1
Manor Care of Dallastown d/b/a ManorCare Health Services - Dallastown		1			1
REEVES COUNTY HOSPITAL DISTRICT			1	100%	1
DUKE UNIVERSITY POINT OF CARE TESTING PROGRAM			1	100%	1
IMMY LABS			1	100%	1
PARRISH MEDICAL GROUP			1	100%	1
MEDEXPRESS URGENT CARE, LANCASTER WEST		1			1
BEAUMONT REFERENCE LABORATORY			1	100%	1

COVID-19: testing by laboratory

Data through Jan 10, 2021 verified as of Jan 11, 2021 at 09:25 AM

Data in this report are provisional and subject to change.

The numbers in the table below represent the number of Florida and non-Florida residents for whom test results were received by the Department of Health. A person can be tested by more than one laboratory and can have both positive and negative results. **Therefore, the sum of the numbers in each column will be larger than the total number of people tested.**

Reporting lab	Inconclusive	Negative	Positive	Percent positive	Total
WESTCOAST FAMILY PRACTICE		1			1
UNIVERSITY OF BALTIMORE WASHINGTON MEDICAL CENTER			1	100%	1
PM PEDIATRICS OF BAYSIDE, PLLC - RIVE		1			1
NEW HORIZON PRIMARY CARE LLC			1	100%	1
EAST COAST INSTITUTE FOR RESEARCH LLC			1	100%	1
GIFFORD MEMORIAL HOSPITAL		1			1
CYPRESS VILLAGE REHAB CENTER		1			1
Riverside Nursing & Rehabilitation Center		1			1
PROVIDENCE HOSPITAL			1	100%	1
HAMILTON CHD		1			1
SARHA DOCTORS CENTER			1	100%	1
SACRED HEART MEDICAL CENTER			1	100%	1
ER NEAR ME HULEN		1			1
VELOCITY URGENT CARE			1	100%	1
MEDEXPRESS URGENT CARE - FORT SMITH		1			1
Bayou Vista Community Care Center			1	100%	1
Imperial Healthcare Centre			1	100%	1
ADVENTHEALTH MEDICAL GROUP SENIOR HEALTH AT			1	100%	1
Manorcare Health Services West Reading North		1			1
ADVANCE GASTROENTEROLOGY			1	100%	1
Oak Hill Health & Rehabilitation Center			1	100%	1
ARLINGTON ADULT RESIDENTIAL FACILITY, INC			1	100%	1
EASTERN FLORIDA STATE COLLEGE – PALM BAY CAMPUS□			1	100%	1
ADVENTHEALTH HOSPICE CARE CENTRAL FLORIDA		1			1
TEXAS HEALTH ARLINGTON MEMORIAL		1			1
SHAH			1	100%	1
FRESENIUS KIDNEY CARE DUNEDIN			1	100%	1
LABONE		1			1
Kroger 426 - The Little Clinic Suwanee		1			1
Manassas Health & Rehab			1	100%	1
CFCH - FROSTPROOF			1	100%	1
JOSEPH SCHENKER MD PC		1			1
CHESAPEAKE REGIONAL MEDICAL CENTER			1	100%	1
DOCTOR'S IN-HOUSE LAB/COMMUNITY HEALTH CENTERS OF PINELLAS – JOHNNIE R			1	100%	1
FLORIDA DIGESTIVE AND LIVER SPECIALISTS			1	100%	1
MAYO CLINICAL LABORATORIES		1			1
RIDGE OPTUM FLORIDA			1	100%	1
SANFORD LABORATORIES WATERTOWN			1	100%	1
PALM COAST DRAW STATION/AMERICAN HEALTH ASSOCIATES		1			1
SEATTLE-KING COUNTY			1	100%	1
GRAND VIEW HOSPITAL			1	100%	1
PRIMARY CARE & PEDIATRICS - SHEPHERSTOWN		1			1
C V S / PHARMACY #833		1			1
MEDEXPRESS URGENT CARE - SOMERSET TOWNSHIP		1			1
WHEATON FRANCISCAN LABORATORY			1	100%	1
HCL LABORATORIES			1	100%	1
ST GERARD'S COMMUNITY OF CARE		1			1

COVID-19: testing by laboratory

Data through Jan 10, 2021 verified as of Jan 11, 2021 at 09:25 AM

Data in this report are provisional and subject to change.

The numbers in the table below represent the number of Florida and non-Florida residents for whom test results were received by the Department of Health. A person can be tested by more than one laboratory and can have both positive and negative results. **Therefore, the sum of the numbers in each column will be larger than the total number of people tested.**

Reporting lab	Inconclusive	Negative	Positive	Percent positive	Total
MEMORIAL HOSPITAL LOS BANOS			1	100%	1
RHODE ISLAND DEPARTMENT OF HEALTH LABORATORIES			1	100%	1
UF KANAPAHA LAB BEAKER		1			1
WALGREENS #01398			1	100%	1
PHYSICIANS PREMIER			1	100%	1
MINUTECLINIC DIAG OF IND, LLC #6553		1			1
CENTRAL CAROLINA HOSPITAL			1	100%	1
NORWALK HOSPITAL			1	100%	1
Arch Plaza Nursing and Rehabilitation Center			1	100%	1
HEALTH FIRST MEDICAL GROUP LLC			1	100%	1
2504-HOMEWOOD		1			1
MORNINGSIDE NURSING AND REHABILITATION		1			1
OAK HAVEN REHAB AND NURSING CENTER			1	100%	1
TALLAHASSEE PRIMARY CARE ASSOCIATES PA			1	100%	1
MAYO CLINIC OUTPATIENT DIALYSIS CENTER			1	100%	1
MC DIAGNOSTIC OF CONNECTICUT, PC #252			1	100%	1
PM PEDIATRICS OF SELDEN, PLLC		1			1
RENOWN REGIONAL MEDICAL CENTER			1	100%	1
UNIVERSITY OF IOWA HOSPITALS & CLINICS			1	100%	1
PHYSICIANS FOR CHILDREN			1	100%	1
ALBANY MEDICAL CENTER			1	100%	1
UNIVERSITY OF VERMONT MEDICAL CENTER			1	100%	1
NEW YORK UNIVERSITY MEDICAL CENTER			1	100%	1
THE MEDICAL CENTER AT BOWLING GREEN			1	100%	1
NEMOURS CHILDRENS PRIMARY CARE CLERMONT			1	100%	1
TANGLEWOOD MANOR		1			1
PHYSICIAN ASSOCIATES, LLC			1	100%	1
ALIMETRIX INC		1			1
GUIDEWELL EMERGENCY MEDICINE DOCTORS LLC #33			1	100%	1
RIVERSIDE MEDICAL CENTER		1			1
SAINT BARNABAS MEDICAL CENTER		1			1
BAYCARE OUTREACH LAB			1	100%	1
PRIMEX CLINICAL LABORATORIES INC			1	100%	1
MEDAC AT PORTERS NECK			1	100%	1
OAKMONT WEST- GREENVILLE SC		1			1
BAPTIST MINOR MEDICAL CENTER			1	100%	1
MINUTECLINIC DIAGNOSTIC, PA		1			1
HEARTLAND REGIONAL MEDICAL CENTER		1			1
PROGRESSIVE MEDICAL RESEARCH			1	100%	1
MEDCARE QUALITY MEDICAL CENTER LLC			1	100%	1
CONSOLIDATED			1	100%	1
Cortland Acres Association		1			1
VIVEX/UMTB BIOMEDICAL			1	100%	1
MINUTECLINIC #2797		1			1
COLLINS NURSING HOME		1			1
LAKE MARY OPTUM FLORIDA			1	100%	1
HIGHLANDS URGENT CARE			1	100%	1

COVID-19: testing by laboratory

Data through Jan 10, 2021 verified as of Jan 11, 2021 at 09:25 AM

Data in this report are provisional and subject to change.

The numbers in the table below represent the number of Florida and non-Florida residents for whom test results were received by the Department of Health. A person can be tested by more than one laboratory and can have both positive and negative results. **Therefore, the sum of the numbers in each column will be larger than the total number of people tested.**

Reporting lab	Inconclusive	Negative	Positive	Percent positive	Total
HEALGEN SCIENTIFIC			1	100%	1
DISCOVERY AT HOME, LLC			1	100%	1
ALLIANCE LABORATORY SERVICES			1	100%	1
Kroger 339 - The Little Clinic Highlands - Bardstown Road		1			1
MINUTECLINIC DIAGNOSTIC OF NEW MEXICO LLC #7552		1			1
GENESIS MICROBIOLOGY LAB		1			1
HUNEYCUTT FAMILY PRACTICE			1	100%	1
PEDRO L ORTEGA MD PA			1	100%	1
BEAUMONT HOSPITAL			1	100%	1
Signature Healthcare of Georgetown		1			1
MEDEXPRESS URGENT CARE - DERBY N ROCK		1			1
PARK AVENUE PEDIATRICS PC		1			1
MADISON FACILITY INC			1	100%	1
SPARTANBURG REGIONAL MEDICAL CENTER			1	100%	1
JACKSON MADISON CO. GEN. HOSPITAL			1	100%	1
Alden Lincoln Park			1	100%	1
LOWER KEYS COMMUNITY HEALTH CENTER			1	100%	1
Chateau Girardeau			1	100%	1
MOUNT SINAI COMPREHENSIVE CANCER CENTER			1	100%	1
BAYOU URGENT CARE			1	100%	1
PALM BEACH DIABETES AND ENDOCRINE SPECIALISTS, PA			1	100%	1
HELGEMO & LIOU PEDIATRICS			1	100%	1
LAKELAND MEDICAL CENTER			1	100%	1
VA CBOC			1	100%	1
ADVENTHEALTH MEDICAL GROUP FAMILY MEDICINE AT RDV		1			1
WALGREENS #10308		1			1
BLOOD SYSTEMS LABORATORIES			1	100%	1
BOULDER COMMUNITY HOSPITAL			1	100%	1
CVS MINUTE CLINIC #5836		1			1
Niles Nursing and Rehab. Center		1			1
METRO HEALTH HOSPITAL LABORATORY		1			1
PALM BEACH COUNTY HEALTH DEPT.			1	100%	1
CITRONELLE HEALTH AND REHABILITATION CENTER		1			1
ADVANCE MD CARE			1	100%	1
BAYCARE OUTREACH LAB AT NEW TAMPA			1	100%	1
COVE AT THE MARBELLA,THE			1	100%	1
SUNY AT STONY BROOK			1	100%	1
The Pines at Poughkeepsie Center for Nursing and Rehabilitation		1			1
ADVENTHEALTH MEDICAL GROUP FAMILY AND INTERNAL			1	100%	1
LEELANAU OPCO, LLC		1			1
FIT4LIFE MEDICAL CENTER			1	100%	1
WALKONCLINIC			1	100%	1
TALLAHASSEE MEMORIAL HEALTHCARE			1	100%	1
JACKSONVILLE STATEFL			1	100%	1
PARKWAY REGIONAL MEDICAL CENTER LAB			1	100%	1
Winter Park Care and Rehab			1	100%	1
MINUTE-CLINIC DIAGNOSTIC OF VIRGINIA,		1			1

COVID-19: testing by laboratory

Data through Jan 10, 2021 verified as of Jan 11, 2021 at 09:25 AM

Data in this report are provisional and subject to change.

The numbers in the table below represent the number of Florida and non-Florida residents for whom test results were received by the Department of Health. A person can be tested by more than one laboratory and can have both positive and negative results. **Therefore, the sum of the numbers in each column will be larger than the total number of people tested.**

Reporting lab	Inconclusive	Negative	Positive	Percent positive	Total
BL DIAGNOSTICS LLC			1	100%	1
LAB. CORP. OF AMERICA			1	100%	1
DAYTONA BEACH CENTRA CARE			1	100%	1
SURGERY CENTER, THE			1	100%	1
PALM BEACH DIABETES & ENDOCRINE SPECIALISTS PA			1	100%	1
HEALTHCARE ASSOCIATES OF IRVING, LLP			1	100%	1
QUEST INC			1	100%	1
Parkview Care Center			1	100%	1
Accordius Health at Gastonia			1	100%	1
FLAGLER PROFESSIONAL HEALTH CARE SERVICES INC		1			1
GOOD SAMARITAN SOCIETY-FOREST CITY		1			1
HEALTH EXPRESS		1			1
ADVANCED HEALTHCARE ASSOCIATES		1			1
JMJ FAMILY PRACTICE			1	100%	1
SOUTHERN SPRINGS HEALTH CARE		1			1
HOLYOKE MEDICAL CENTER			1	100%	1
GEORGE WASHINGTON UNIVERSITY HOSPITAL			1	100%	1
TENNOVA HEALTHCARE - CLEVELAND			1	100%	1
HOME AIDE SVC OF EASTERN NY INC D/B/A		1			1
NITIN BAWA PROFESSIONAL ASSOCIATES			1	100%	1
MINUTECLINIC DIAGNOSTIC OF TN, PC 6304		1			1
MEDEXPRESS URGENT CARE - LINCOLN		1			1
PRIME CARE FAMILY MEDICINE			1	100%	1
OPTUM OF HIALEAH		1			1
HOUSTON METHODIST HOSPITAL			1	100%	1
SANTA MONICA CA-UCLA MC			1	100%	1
CHILDRENS SPECIALIST PEDIATRIC PULMMOLOGY &			1	100%	1
CAROLINAS HEALTHCARE SYSTEM LAB			1	100%	1
HORIZON MEDICAL CENTER			1	100%	1
AMD			1	100%	1
CVS HEALTH, #5962		1			1
PENSACOLA PATHOLOGY		1			1
ST CATHERINE HOSPITAL LABORATORY			1	100%	1
MAHONEY PEDIATRICS PA			1	100%	1
MINUTE CLINIC DIAGNOSTIC PA			1	100%	1
PEDIATRIC ASSOCIATES - JACKSONVILLE			1	100%	1
MINUTECLINIC DIAGNOSTIC OF TN PC #240		1			1
ORLANDO HEALTH MEDICAL GROUP			1	100%	1
FLORIDA CLINICAL LABORATORY INC DBA			1	100%	1
CLINICAL TRIALS OF TAMPA LLC		1			1
WARD MEMORIAL HOSPITAL		1			1
HALIFAX HEALTH PRIMARY CARE			1	100%	1
BAYCARE OUTREACH LAB WH SOUTH			1	100%	1
TENNOVA ER - SANGO			1	100%	1
AVERA ST. MARY'S HOSPITAL			1	100%	1
AURORA MEDICAL CENTER-KENOSHA			1	100%	1
CRUSADER COMMUNITY HEALTH			1	100%	1

COVID-19: testing by laboratory

Data through Jan 10, 2021 verified as of Jan 11, 2021 at 09:25 AM

Data in this report are provisional and subject to change.

The numbers in the table below represent the number of Florida and non-Florida residents for whom test results were received by the Department of Health. A person can be tested by more than one laboratory and can have both positive and negative results. **Therefore, the sum of the numbers in each column will be larger than the total number of people tested.**

Reporting lab	Inconclusive	Negative	Positive	Percent positive	Total
Harris Hill Nursing Facility		1			1
GRAND VILLA OF LARGO			1	100%	1
FLORIDA EPIDEMIOLOGY PROGRAM			1	100%	1
SANTA ROSA PEDIATRICS			1	100%	1
TITUSVILLE TOWERS ASSISTED LIVING		1			1
BROWARD TRANSITIONAL CENTER			1	100%	1
TITUSVILLE CENTER FOR SURGICAL EXCELLENCE LLC		1			1
CLARE BRIDGE OF CAPE CORAL		1			1
MARYLAND DEPARTMENT OF HEALTH AND MENTAL HYGIENE-LABORATORIES			1	100%	1
ORLANDO HEALTH PHYSICIAN GROUP			1	100%	1
SAINT ALPHONSUS REGIONAL MEDICAL CENTER			1	100%	1
MINUTECLINIC MINUTECLINIC #3665		1			1
LAKE PEDIATRICS			1	100%	1
Good Samaritan Society Waukon		1			1
LEGACY AT HIGHWOODS PRESERVE		1			1
GOSHEN MEDICAL CENTER			1	100%	1
INLET CONCIERGE MEDICINE			1	100%	1
DSI LABORATORIES-NAPLES-7TH			1	100%	1
MINUTECLINIC DIAGNOSTICS OF OKLAHOMA		1			1
MEMORIAL HEALTH SYSTEM		1			1
SUPERKIDS PEDIATRICS			1	100%	1
LIZS ADULT CARE		1			1
HEALTH ALLIANCE			1	100%	1
Lutheran Community at Telford		1			1
Kroger - KR070600172		1			1
ST PETE DIRECT PRIMARY CARE		1			1
CATHEDRAL GERONTOLOGY CENTER DBA CATHEDRAL CARES			1	100%	1
SARASOTA MEMORIAL HOSPITAL		1			1
SOUTH MIAMI HOSPITAL			1	100%	1
MEDEXPRESS URGENT CARE - LITTLE ROCK		1			1
WILSON MEMORIAL HOSPITAL			1	100%	1
SUSAN F. WILLIAMS M.D., P.A.			1	100%	1
NORTHEAST TEXAS DIALYSIS		1			1
VA OPTOMETRY CLINIC			1	100%	1
MISSOURI DEPARTMENT OF HEALTH AND SENIOR SERVICES - STATE PH LAB		1			1
SANITAS RESEARCH LLC			1	100%	1
INTEGRATED GENETICS SEQUENOM		1			1
Portsmouth Health and Rehab			1	100%	1
MT CARMEL PHARMACY INC		1			1
SUTTER GOULD MEDICAL FOUNDATION			1	100%	1
LCMC LAB SUBSECTION		1			1
SPECTRUM LABORATORY			1	100%	1
BROOKDALE PALM COAST		1			1
WALGREENS #15291		1			1
VETERANS AFFAIRS MEDICAL CENTER - EAST ORANGE			1	100%	1
TMH PHYSICIAN PARTNERS			1	100%	1
SOLARIS HEALTHCARE PLANT CITY		1			1

COVID-19: testing by laboratory

Data through Jan 10, 2021 verified as of Jan 11, 2021 at 09:25 AM

Data in this report are provisional and subject to change.

The numbers in the table below represent the number of Florida and non-Florida residents for whom test results were received by the Department of Health. A person can be tested by more than one laboratory and can have both positive and negative results. **Therefore, the sum of the numbers in each column will be larger than the total number of people tested.**

Reporting lab	Inconclusive	Negative	Positive	Percent positive	Total
LSU MEDICAL CENTER			1	100%	1
HARBOR BEACH NURSING AND REHABILITATION CENTER			1	100%	1
PRISMA HEALTH TUOMEY LABORATORY			1	100%	1
MARYLAND DEPARTMENT OF HEALTH AND MENTAL HYGIENE			1	100%	1
ALL PRO ORTHOPEDICS & SPORTS MEDICINE, PA			1	100%	1
BAYSIDE URGENT CARE CENTER INC			1	100%	1
TITUSVILLE REHABILITATION AND NURSING CENTER		1			1
TRIPLE O MEDICAL SERVICES INC			1	100%	1
DAUGHTERS OF SARAH NURSING CENTER		1			1
BARRINGTON TERRACE NAPLES			1	100%	1
Broomall Manor		1			1
MINUTECLINIC DIAGNOSTIC OF KANSAS, PC		1			1
EXACCARE KINGSTON, LLC			1	100%	1
ACCESS FAMILY CARE LLC			1	100%	1
Kroger 627 - The Little Clinic Castleberry			1	100%	1
NASSAU UNIVERSITY MEDICAL CENTER DEPT		1			1
QUALITY CLINICAL LAB LLC			1	100%	1
THEDACARE FAMILY MEDICINE GATEWAY			1	100%	1
THE HEART HOSPITAL BAYLOR PLANO			1	100%	1
MEDICAL CITY NORTH HILLS			1	100%	1
DEPARTMENT OF HEALTH AND ENVIRONMENTAL CONTROL			1	100%	1
LEE MEMORIAL HOSPITAL OUTPATIENT SURGERY CENTER			1	100%	1
SYNAPSE ANALYTICAL LABS		1			1
MARTIN HEALTH PHYSICIAN GROUP			1	100%	1
DW MCMILLAN MEMORIAL HOSPITAL LABORATORY			1	100%	1
COMMONWEALTH OF VIRGINIA DIVISION OF CONSOLIDATED LABORATORY SERVICES			1	100%	1
LOUNDY		1			1
Kroger 096 - The Little Clinic Orchard and Holly		1			1
WELLCARE URGENT CARE			1	100%	1
WALGREENS #06025		1			1
CENTRAL FL INTERNAL MEDICINE ASSOCIATES LLC		1			1
RAPID RESULT CORP LLC			1	100%	1
SUNCREST OMNI		1			1
SUNCOAST COMMUNITY HEALTH CENTERS INC		1			1
HIGHLAND PARK LAKEWOOD PRESTON HOLLOW			1	100%	1
COLONIAL VILLA GOOD SAMARITAN CENTER		1			1
LAKELAND REGIONAL HEALTH GRASSLANDS		1			1
Medicalodges Neosho			1	100%	1
MEDICAL ASSOCIATES OF PINELLAS - LAB			1	100%	1
BRIDGEWATER PARK ASSISTED LIVING LLC			1	100%	1
MINUTE CLINIC INCORPORATE		1			1
AKRON GENERAL MEDICAL CENTER MAIN		1			1
ST.ELIZABETH HEALTH CENTER	1				1
SEACOAST PATHOLOGY PROFESSIONAL ASSOC		1			1
DAVID LAWRENCE CENTER INC			1	100%	1
SELF REGIONAL HEALTHCARE			1	100%	1
MANASOTA PEDIATRICS			1	100%	1

COVID-19: testing by laboratory

Data through Jan 10, 2021 verified as of Jan 11, 2021 at 09:25 AM

Data in this report are provisional and subject to change.

The numbers in the table below represent the number of Florida and non-Florida residents for whom test results were received by the Department of Health. A person can be tested by more than one laboratory and can have both positive and negative results. **Therefore, the sum of the numbers in each column will be larger than the total number of people tested.**

Reporting lab	Inconclusive	Negative	Positive	Percent positive	Total
Kroger 739 - The Little Clinic La Grange Road		1			1
EVENTIDE LUTHERAN HOME		1			1
LAURELLWOOD NURSING CENTER		1			1
DIXITKUMAR N MODI MD PA			1	100%	1
MERCY GENERAL HOSPITAL			1	100%	1
KENDALL PEDIATRICS PARTNERS LLC			1	100%	1
ACCESS RECOVERY SOLUTIONS LLC			1	100%	1
ABBOTT LABORATORIES - OCCUPATIONAL HEALTH SERVICES			1	100%	1
NORTH CAROLINA STATE LABORATORY OF PUBLIC HEALTH, SPECTRUM LAB NETWORK			1	100%	1
CORDOVA FAMILY PRACTICE			1	100%	1
BAPTIST HEALTH EXPRESS CARE			1	100%	1
CAH ACQUISITION COMPANY 11 LLC			1	100%	1
OCEAN MEDICAL CENTER		1			1
PENNY PEDIATRICS		1			1
Carington Park			1	100%	1
NEW ERA COMMUNITY HEALTH CENTER LLC		1			1
Kroger 49 - The Little Clinic Wichita - 21st St.			1	100%	1
SOUTHERN WINDS			1	100%	1
FAMILY MEDICAL CENTERS			1	100%	1
DEACONESS URGENT CARE CENTER			1	100%	1
UNIVERSITY OF MIAMI PRIMARY CARE SITE UMHC 3039			1	100%	1
ASCENSION ST VINCENT'S - WESTSIDE			1	100%	1
NEBRASKA DEPARTMENT OF HEALTH AND HUMAN SERVICES			1	100%	1
EASTSIDE MEDICAL CLINIC		1			1
EDGAR PRICE FAMILY & CHILDREN HEALTHCARE CENTER			1	100%	1
MEDERI CARETENDERS VS OF SE FL LLC DBA			1	100%	1
UABC			1	100%	1
STONECREST MEDICAL CENTER		1			1
INTERNAL MEDICINE GROUP OF CENTRAL FLORIDA			1	100%	1
MEDEXPRESS URGENT CARE - DANVILLE		1			1
WELLMED AT FORT PIERCE		1			1
PINEVILLE PHARMACY			1	100%	1
OLEAN GENERAL HOSPITAL		1			1
VIVIAN SIMMONS FAMILY PRACTICE			1	100%	1
Acts Manor House		1			1
NORTH WEST FLORIDA DIAGNOSTIC ENOCRINOLOGY CLINIC			1	100%	1
HAMILTON CI MAIN UNIT ANNEX/ WORK CAMP			1	100%	1
SEBRING PEDIATRICS LLC			1	100%	1
CTMD MEDICAL CENTER, PA			1	100%	1
SHAMRA MEDICAL LABORATORY			1	100%	1
ST VINCENT'S AMBULATORY CARE INC			1	100%	1
MIAMI VASCULAR SURGERY			1	100%	1
FIU HEALTH CARE CENTER			1	100%	1
SKY RIDGE MEDICAL CENTER - MICRO			1	100%	1
HIGHLANDS CLINICAL LABORATORY			1	100%	1
ADVENTHEALTH MEDICAL GROUP ADULT AND SENIOR HEALTH			1	100%	1
SOUTHERN HILLS MEDICAL CENTER			1	100%	1

COVID-19: testing by laboratory

Data through Jan 10, 2021 verified as of Jan 11, 2021 at 09:25 AM

Data in this report are provisional and subject to change.

The numbers in the table below represent the number of Florida and non-Florida residents for whom test results were received by the Department of Health. A person can be tested by more than one laboratory and can have both positive and negative results. **Therefore, the sum of the numbers in each column will be larger than the total number of people tested.**

Reporting lab	Inconclusive	Negative	Positive	Percent positive	Total
FLORIDA MEDICAL CENTER			1	100%	1
SPECIALTY DRUG TESTING			1	100%	1
FLORIDA KEYS PED AND ADOLES CTR			1	100%	1
PRINCIPLE DIAGNOSTICS LLC			1	100%	1
NF Escambia, LLC DBA Olive BranchHealth and Rehabilitaion Center			1	100%	1
ADVANCED CARDIOVASCULAR DIAGNOSTICS OF FL			1	100%	1
Southwest Louisiana Veterans Home			1	100%	1
CELEBRATION FAMILY PHYSICIANS LLC			1	100%	1
CITRUS HEALTH NETWORK INC			1	100%	1
DEPARTMENT OF HEALTH SERVICES			1	100%	1
ORLANDO HEALTH PHYSICIAN GROUP INC			1	100%	1
REGIONAL MEDICAL LABORATORY			1	100%	1
ST LUKES SURGICAL AT THE VILLAGES INC			1	100%	1
HAWKEYE CARE CENTER DUBUQUE		1			1
ORMOND MEDICAL ARTS FAMILY PRACTICE PL			1	100%	1
PUBLIX PHARMACY #0332		1			1
ANY LAB TEST FAST CORP			1	100%	1
SISTERS MISSION			1	100%	1
Autumn Care of Suffolk		1			1
UNIVERISTY OF MIAMI			1	100%	1
PINELLAS 1 HOME HEALTH CARE CORP		1			1
Garden Isle Healthcare and Rehabilitation Center		1			1
ENVOY OF FORK UNION, LLC DBA ENVOY AT THE VILLAGE		1			1
HERNANDO CHILDREN'S			1	100%	1
PATHWAY PHARMACY			1	100%	1
NEMOURS CHILDREN'S PRIMARY CARE, ST CLOUD			1	100%	1
SONORAN DESERT PATHOLOGY ASSOCIATES			1	100%	1
ELLIS HOSPITAL URGENT CARE CENTER LAB		1			1
Community Care Center of Heritage House, LLC			1	100%	1
OAKWOOD HOSPITAL - SOUTHSORE			1	100%	1
FAYETTE MEDICAL CENTER LAB		1			1
SIGNATURE CARE MEMORIAL CITY			1	100%	1
CVS MINUTE CLINIC DIAGNOSTIC MED GRP OF CAL		1			1
CORNERSTONE PEDIATRICS			1	100%	1
COMMUNICABLE DISEASE CONTROL/PUBLIC HEALTH EMERGENCY PREPAREDNESS			1	100%	1
Consulate Health Care of Tallahassee			1	100%	1
ST. LUKES HOSPITAL			1	100%	1
IVY CREEK URGENT CARE OF ENTERPRISE			1	100%	1
MANOR CARE OF DELRAY BEACH FL LLC		1			1
HILTON HEAD HOSPITAL/INPATIENT			1	100%	1
ALPHA CLINICAL LABORATORY CORP.			1	100%	1
Regency Square			1	100%	1
TRUMAN MEDICAL CENTER - HOSPITAL HILL			1	100%	1
MINUTECLINIC DIAGNOSTIC OF OHIO #4401		1			1
ST VINCENTS AMBULATORY CARE INC			1	100%	1
Bethel Lutheran Nursing & Rehabilitation Center		1			1
PARK AVENUE DERMATOLOGY NORTH			1	100%	1

COVID-19: testing by laboratory

Data through Jan 10, 2021 verified as of Jan 11, 2021 at 09:25 AM

Data in this report are provisional and subject to change.

The numbers in the table below represent the number of Florida and non-Florida residents for whom test results were received by the Department of Health. A person can be tested by more than one laboratory and can have both positive and negative results. **Therefore, the sum of the numbers in each column will be larger than the total number of people tested.**

Reporting lab	Inconclusive	Negative	Positive	Percent positive	Total
HOWELL BRANCH COURT			1	100%	1
BORINQUEN HEALTH CENTER			1	100%	1
FAIRFIELD MEDICAL CENTER			1	100%	1
PUBLIC HEALTH LABORATORIES			1	100%	1
NORDX			1	100%	1
MINUTECLINIC DIAG OF IND, LLC #5369		1			1
Rehab Select of Talladega		1			1
MARINA DEL REY HOSPITAL LAB			1	100%	1
TWIN			1	100%	1
ALABAMA REFERENCE LAB			1	100%	1
SOUTH BEND MEDICAL FOUNDATION			1	100%	1
HALIFAX HEALTH PRIMARY CARE ORMOND			1	100%	1
CARE POINT HEALTH AND WELLNESS CENTER		1			1
Metairie Healthcare Center			1	100%	1
WATERS EDGE ELEMENTARY SCHOOL			1	100%	1
JUPITER PEDIATRIC ASSOCIATES, PA			1	100%	1
FHPG SURGICAL ASSOCIATES OF EAST PASCO			1	100%	1
SANFORD PEDIATRIC ASSOCIATES, PA			1	100%	1
ADVANCE FAMILY PRACTICE LLC□			1	100%	1
APS-SUMMIT CARE PHARMACY, LLC DBA OMNICARE		1			1
ST. JOHN HOSPITAL & MEDICAL CENTER			1	100%	1
Fairview			1	100%	1
LIFEGUARD AMBULANCE SERVICE LLC - BAY COUNTY			1	100%	1
MEDICAL CLINIC OF HOUSTON			1	100%	1
KNOX COMMUNITY HOSPITAL			1	100%	1
NICKLAUS CHILDREN'S DORAL OUTPATIENT CENTER			1	100%	1
SACRED HEART HOSPITAL NURSING			1	100%	1
ST JOHNS MEDICAL CENTER		1			1
MEDEXPRESS URGENT CARE - BROOKHAVEN		1			1
ST JOHNS PEDIATRICS PA		1			1
LabCorp L#09258295 M#09258285			1	100%	1
UNIVERSITY OF MIAMI SCCC RESEARCH LABORATORY			1	100%	1
MEMORIAL HOSPITAL OF CARBONDALE			1	100%	1
EXPRESS CARE OF THE SHOALS		1			1
PALM WEST INTERNIST PA			1	100%	1
APOLLOMDX LLC			1	100%	1
SOUTH DADE NURSING & REHABILITATION CENTER□			1	100%	1
KANA MEDICAL			1	100%	1
NORTH SHORE HEMATOLOGY-ONCOLOGY ASSOCIATES PC		1			1
GEORGE W FERGUSON MD-CONCIERGE MEDICAL SERVICES PL		1			1
BUFFALO CROSSINGS HEALTHCARE AND REHABILITATION CENTER			1	100%	1
Princeton Place			1	100%	1
ST. MARY MEDICAL CENTER		1			1
LAKESIDE MEDICAL CENTER		1			1
LAS PALMAS MEDICAL CENTER			1	100%	1
SERENADES BY SONATA		1			1
FAMILY MEDICAL CENTER		1			1

COVID-19: testing by laboratory

Data through Jan 10, 2021 verified as of Jan 11, 2021 at 09:25 AM

Data in this report are provisional and subject to change.

The numbers in the table below represent the number of Florida and non-Florida residents for whom test results were received by the Department of Health. A person can be tested by more than one laboratory and can have both positive and negative results. **Therefore, the sum of the numbers in each column will be larger than the total number of people tested.**

Reporting lab	Inconclusive	Negative	Positive	Percent positive	Total
LEHIGH PULMONARY ASSOCIATES			1	100%	1
EAST RIDGE RETIREMENT VILLAGE INC		1			1
ROCKLEDGE HEALTH & REHABILITATION CENTER			1	100%	1
Miller Health Care Center			1	100%	1
WHITE EARTH IHS MAIN LAB		1			1
DOCTORS MEMORIAL HOSP HOME HEALTH CARE		1			1
UNITED HEALTHCARE			1	100%	1
AUTUMN HOUSE			1	100%	1
BIOLOGICAL AND CHEMICAL EMERGENCIES LABORATORY			1	100%	1
PATHOLOGY		1			1
Kroger - KRO03500568			1	100%	1
MAYO CLINIC BEACHES PRIMARY CARE CTR		1			1
MANSFIELD MEDICAL LODGE			1	100%	1
GASTROENTEROLOGY ASSOC OF PENSACOLA, PA			1	100%	1
LABCORP BEAKER		1			1
CHILDREN'S MEDICAL CENTER-EAST ORLANDO			1	100%	1
EASTSIDE URGENT CARE			1	100%	1
FLORIDA DEPARTMENT OF HEALTH IN CITRUS COUNTY		1			1
SOUTHEASTERN PATHOLOGY ASSOCIATES			1	100%	1
DESERT HOSPITAL/CPHU CLINICAL LABORATORY			1	100%	1
REFERENCE LABORATORY			1	100%	1
AVON PARK CLUSTER		1			1
MINUTE CLINIC LLC #0169		1			1
CONTINENTAL HOME HEALTH CARE INC			1	100%	1
MD NOW URGENT CARE			1	100%	1
ACN PHYSICIANS GROUP CORP			1	100%	1
Lenox on the Lake			1	100%	1
MINUTECLINIC DIAGNOSTIC OF RHODE ISLAN		1			1
USF PHYSICIANS GROUP			1	100%	1
MED CHOICE CENTER OF NORTH MIAMI			1	100%	1
LAKEVIEW HEALTH CARE SYSTEM LLC			1	100%	1
BIOMERIEUX			1	100%	1
DOCTORS CARE - AIKEN MALL			1	100%	1
OXY-GENLAB			1	100%	1
TRAVIS LEE THOMPSON MD			1	100%	1
RAJ K PAI MD PA			1	100%	1
Parkside Manor		1			1
EDWARD HOSPITAL			1	100%	1
COASTAL SKIN SURGERY AND DERMATOLOGY PL		1			1
ALLEGANY COUNTY DEPARTMENT OF HEALTH		1			1
American Fork Care Center dba Heritage Care Center		1			1
MINUTECLINIC DIAGNOSTIC, PA #10252		1			1
OCALA REGIONAL DIALYSIS- NORTH			1	100%	1
MEDEXPRESS URGENT CARE, EDWARDSVILLE		1			1
AFTER HOURS CLINIC			1	100%	1
HAVASU REGIONAL MEDICAL CENTER			1	100%	1
EAST END PEDIATRICS		1			1

COVID-19: testing by laboratory

Data through Jan 10, 2021 verified as of Jan 11, 2021 at 09:25 AM

Data in this report are provisional and subject to change.

The numbers in the table below represent the number of Florida and non-Florida residents for whom test results were received by the Department of Health. A person can be tested by more than one laboratory and can have both positive and negative results. **Therefore, the sum of the numbers in each column will be larger than the total number of people tested.**

Reporting lab	Inconclusive	Negative	Positive	Percent positive	Total
FRASER MEMORIAL HOSPITAL			1	100%	1
HEART HOSPITAL OF LAFAYETTE: EMERGENCY ROOM			1	100%	1
THE ARLINGTON OF NAPLES INC.			1	100%	1
AFTER HOURS PEDS			1	100%	1
DOC PAM PA		1			1
MEDEXPRESS URGENT CARE - PATRICK STREE			1	100%	1
Chateau Living Center			1	100%	1
Henry County Health and Rehabilitation		1			1
UF HEALTH THE VILLAGES			1	100%	1
NEW ERA HEALTH CENTER INC		1			1
MERITUS MEDICAL CENTER			1	100%	1
Hillside Manor Rehabilitation and Extended Care Center		1			1
CAREWELL URGENT CARE FITCHBURG			1	100%	1
JMC TALLAHASSEE, LLC			1	100%	1
DECATUR MORGAN HOSPITAL - DECATUR GENE		1			1
MONMOUTH MEDICALC ENTER		1			1
DEPARTMENT OF HEALTH/ NEW YORK			1	100%	1
LARKIN COMMUNITY HOSPITAL PALM SPRINGS CAMPUS			1	100%	1
XSTREMEMD			1	100%	1
AURORA CONSOLIDATED LABORATORY			1	100%	1
The Center at Centennial			1	100%	1
Vibrallife of El Paso Rehabilitation Center			1	100%	1
GOSHEN HOSPITAL			1	100%	1
MED TECH CLINICAL LABORATORY		1			1
TAMPA GENERAL MEDICAL GROUP LABORATORY HEALTHPARK			1	100%	1
Elm Crest Senior Living Community		1			1
HOLLAND COMMUNITY HOSPITAL		1			1
OCALA REGIONAL KIDNEY CENTER EAST			1	100%	1
NANCY M WORTHINGTON MD PA			1	100%	1
CACERES SPECIALIZED GYNECOLOGY		1			1
MEASE MANOR INC			1	100%	1
WINCHESTER HOSPITAL			1	100%	1
PARTNERS IN PRIMARY CARE		1			1
Kroger 758 - The Little Clinic Providence		1			1
Fairhaven Retirement Community		1			1
MEDEXPRESS URGENT CARE - ANDERSON		1			1
PEDIATRIC ASSOCIATES - MIAMI LAKES		1			1
ARNOLD PALMER HOSPITAL LAB POCT		1			1
AMERICAN LAB LLC		1			1
COSTCO PHARMACY #1023			1	100%	1
CARENOW URGENT CARE-HENDERSONVILLE		1			1
BOSTON MEDICAL CENTER			1	100%	1
Sears Coastal Nursing and Rehab		1			1
MEDICAL ASSOCIATES OF THE SHOALS		1			1
ONPOINT URGENT CARE			1	100%	1
MEDEXPRESS URGENT CARE - WESTFIELD, E MAIN ST			1	100%	1
NORTH SHORE HEMATOLOGY-ONCOLOGY ASSOCIATES		1			1

COVID-19: testing by laboratory

Data through Jan 10, 2021 verified as of Jan 11, 2021 at 09:25 AM

Data in this report are provisional and subject to change.

The numbers in the table below represent the number of Florida and non-Florida residents for whom test results were received by the Department of Health. A person can be tested by more than one laboratory and can have both positive and negative results. **Therefore, the sum of the numbers in each column will be larger than the total number of people tested.**

Reporting lab	Inconclusive	Negative	Positive	Percent positive	Total
CENTRAL TX URGENT CARE			1	100%	1
ADVENTHEALTH MEDICAL GROUP PEDIATRICS DIABETES &			1	100%	1
YUMA REGIONAL MEDICAL CENTER			1	100%	1
MEDEXPRESS URGENT CARE - BENTON		1			1
LEHIGH MEDICAL AND RESEARCH CENTER, INC			1	100%	1
Long Beach Care Center			1	100%	1
STANLY REGIONAL MEDICAL CENTER			1	100%	1
SV MOBILE HEALTH			1	100%	1
BASCOM PALMER-MICRO LAB			1	100%	1
DEVLIN MANOR NURSING AND REHABILITATION		1			1
FLORIDA STATE UNIVERSITY HEALTH SERVICES			1	100%	1
Redwood Springs Healthcare			1	100%	1
NHLS		1			1
FELD ENTERTAINMENT			1	100%	1
Mountain City Care and Rehabilitation Center		1			1
BEAUMONT HOSPITAL, GROSSE POINTE			1	100%	1
ADVANCED URGENT CARE PLLC		1			1
WELLMED AT LINEBAUGH AVE			1	100%	1
LAKE REGIONAL HEALTH			1	100%	1
MOSOLF PEDIATRICS PA			1	100%	1
Glen Oaks Health and REhabilitation		1			1
Memorial Health Care Center			1	100%	1
MARQUETTE GENERAL HOSPITAL			1	100%	1
SOMA MEDICAL CENTER MD PA #7 ATTN PEDIATRICS			1	100%	1
WMC HEALTH GROUP OF KISSIMMEE LLC			1	100%	1
HOLSTON MEDICAL GROUP		1			1
CALIFORNIA PUBLIC HEALTH LABORATORY			1	100%	1
CORNERSTONE OF RECOVERY INC		1			1
Kroger - KRO70300083			1	100%	1
CLUB HEALTH AND REHABILITATION CENTER, THE		1			1
GREATER TAMPA AT HOME			1	100%	1
RABI SINHA, MD		1			1
BROOKDALE LAKE TAVARES			1	100%	1
NORTHEAST FLORIDA HEALTH SERVICES			1	100%	1
15 TO KNOW			1	100%	1
Ash Flat Healthcare and Rehabilitation Center			1	100%	1
ARIZA WELLNESS CARE LLC			1	100%	1
ROSE HAVEN NURSING CENTER		1			1
Lemont Nursing and Rehab Center			1	100%	1
NEW MILFORD HOSPITAL			1	100%	1
MID-FLORIDA PATHOLOGY LLC - MOBILE UNIT # 3			1	100%	1
ADVENTHEALTH IMAGING LAKE NONA			1	100%	1
MOUNT SINAI MEDICAL CENTER OF FLORIDA, INC			1	100%	1
THOMASVILLE REGIONAL MEDICAL CENTER		1			1
Integrity Healthcare of Carbondale			1	100%	1
Livingston County Center for Nursing and Rehabilitation		1			1
ST. LUKE'S HOSPITAL			1	100%	1

COVID-19: testing by laboratory

Data through Jan 10, 2021 verified as of Jan 11, 2021 at 09:25 AM

Data in this report are provisional and subject to change.

The numbers in the table below represent the number of Florida and non-Florida residents for whom test results were received by the Department of Health. A person can be tested by more than one laboratory and can have both positive and negative results. **Therefore, the sum of the numbers in each column will be larger than the total number of people tested.**

Reporting lab	Inconclusive	Negative	Positive	Percent positive	Total
MINUTECLINIC LLC (2335)		1			1
Arlington Care Center			1	100%	1
ADVENTHEALTH CENTRA CARE TRINITY			1	100%	1
MOUNT SINAI AVENTURA DIAGNOSTIC CENTER			1	100%	1
DILELLA			1	100%	1
ODYSSEY HEALTH CARE OF MARION COUNTY LLC		1			1
VA ST LOUIS HEALTH CARE SYSTEM			1	100%	1
KETTERING MEDICAL CENTER			1	100%	1
MINUTE CLINIC DIAGNOSTIC OF TN PC #64		1			1
Moab Regional Hospital			1	100%	1
ENCOMPASS HEALTH REHABILITATION HOSPITAL OF LARGO			1	100%	1
EAST TENNESSEE STATE UNIVERSITY		1			1
CONCIERGE INTERNAL MEDICINE ASSOCIATES			1	100%	1
Kroger 522 - The Little Clinic Gahanna		1			1
Signature Healthcare of Savannah		1			1
ST MARY'S OF SAGINAW		1			1
WESLEY MEDICAL CENTER			1	100%	1
MIAMI-DADE COUNTY HEALTH DEPT.		1			1
BAYLOR SCOTT AND WHITE MEDICAL CENTER -CENTENTENNIAL			1	100%	1
BERKSHIRE MEDICAL CENTER			1	100%	1
OCCUPATIONAL HEALTH CENTER		1			1
QUALITY LAB			1	100%	1
ADVANCED MEDICAL LABORATORIES (AML)			1	100%	1
MEDEXPRESS URGENT CARE - BENTONVILLE		1			1
MINUTECLINIC DIAGNOSTIC OF OHIO #6139		1			1
Kroger 635 - The Little Clinic Dacula		1			1
ADVENTHEALTH SENIOR CARE AT ORMOND			1	100%	1
WESTOX LABS		1			1
BASCOM PALMER EYE INSTITUTE			1	100%	1
AVERA SACRED HEART HOSPITAL			1	100%	1
POUDRE VALLEY HOSPITAL			1	100%	1
HEALTH PLUS SUNRISE MEDICAL OFFICE			1	100%	1
BAPTIST HOSPITAL NURSING/PATIENT CARE			1	100%	1
PALMETTO PRIMARY CARE PHYSICIANS			1	100%	1
CAREHERE HUDSON BAY			1	100%	1
LABORATORIO MEDICO CENTRAL CONDOMINO MD			1	100%	1
BAYFRONT HEAL WOUND CARE AND HYPERBARIC CENTER			1	100%	1
Avera Sr. James Care Center		1			1
LP ELIZABETHTON		1			1
Kroger 523 - The Little Clinic Dickson			1	100%	1
GEORGETOWN URGENT CARE			1	100%	1
UMASS MEMORIAL MEDICAL CENTER, INC		1			1
ADVANCED MEDICAL RESEARCH CENTER LLC			1	100%	1
HOUSTON DEPARTMENT OF HEALTH AND HUMAN SERVICES			1	100%	1
JOHNSON & JOHNSON VISION CARE-VISTAKON			1	100%	1
CHATSWORTH ASSISTED LIVING COMMUNITY AT PGA NATIONAL			1	100%	1
WEST COAST CLINICAL LABS INC			1	100%	1

COVID-19: testing by laboratory

Data through Jan 10, 2021 verified as of Jan 11, 2021 at 09:25 AM

Data in this report are provisional and subject to change.

The numbers in the table below represent the number of Florida and non-Florida residents for whom test results were received by the Department of Health. A person can be tested by more than one laboratory and can have both positive and negative results. **Therefore, the sum of the numbers in each column will be larger than the total number of people tested.**

Reporting lab	Inconclusive	Negative	Positive	Percent positive	Total
FRANKLIN CBOC			1	100%	1
AUGUSTA HEALTH CLINICAL LABORATORY			1	100%	1
ARTHREX MEDICAL CENTER EAST			1	100%	1
MEMORIAL HERMANN HOSPITAL			1	100%	1
HSRE-ASL CASSELBERRY TRS, LLC			1	100%	1
Waters of Covington		1			1
SOMA MEDICAL CENTER PA			1	100%	1
MEDOR/ACC SYNCHRONY			1	100%	1
SOUTHERN BREEZE HEALTHCARE			1	100%	1
EVERGREEN NURSING HOME		1			1
UPMC NORTHWEST HOSPITAL			1	100%	1
Florence Home		1			1
MEMORIAL HEALTH UNIVERSITY MEDICAL CENTER			1	100%	1
URGENT CARE OF KANSAS CITY			1	100%	1
Waddell Nursing & Rehab Center		1			1
DOCTORS AFTER HOURS URGENT CARE CENTER			1	100%	1
UNLIMITED MEDICAL SERVICES OF FL PL DBA		1			1
NORTH FLORIDA CHILD DEVELOPMENT, INC			1	100%	1
BRUCE S WEST MD			1	100%	1
Robert Wood Johnson University Hospital			1	100%	1
PEACHEALTH LABORATORIES		1			1
ST FRANCIS MEDICAL CENTER			1	100%	1
DEPT OF VA MEDICAL CENTER - MIAMI			1	100%	1
FLORIDA MEDICAL CLINIC PA GI			1	100%	1
ALTA BATES SUMMIT MEDICAL CENTER CLINICAL LAB			1	100%	1
SKYRIDGE CLINICAL ASSOCIATES		1			1
BAPTIST HOSPITAL EAST			1	100%	1
NAVARRO MEDICAL CENTERS LLC			1	100%	1
MOSAIC MEDICAL CENTER MARYVILLE			1	100%	1
Sunnybrook Rehabilitation Center			1	100%	1
Mercy Manor Transition Center			1	100%	1
WILSON PEDIATRICS			1	100%	1
BUENA VIDA ESTATES			1	100%	1
COMMUNITY PHYSICIANS OF NORTH PORT PA			1	100%	1
FLORIDA DEPARTMENT OF HEALTH SEMINOLE COUNTY		1			1
WILMINGTON NURSING AND REHAB			1	100%	1
NORTH SHORE MEDICAL CENTER - SALEM HOSPITAL			1	100%	1
LABORATORIO BUENA SALUD			1	100%	1
RIVERSIDE METHODIST HOSPITAL LAB			1	100%	1
Washington County Nursing H0me			1	100%	1
COMMUNITY MEDICAL CENTER-ORANGE CITY		1			1
HALEYVILLE HEALTH CARE CENTER		1			1
GRAND VILLA OF LAKE LAND		1			1
Ramsey Village		1			1
MEDEX CLINIC LLC			1	100%	1
Eagle Health and Rehabilitation		1			1
HIGH DESERT COURT GROUP HOME			1	100%	1

COVID-19: testing by laboratory

Data through Jan 10, 2021 verified as of Jan 11, 2021 at 09:25 AM

Data in this report are provisional and subject to change.

The numbers in the table below represent the number of Florida and non-Florida residents for whom test results were received by the Department of Health. A person can be tested by more than one laboratory and can have both positive and negative results. **Therefore, the sum of the numbers in each column will be larger than the total number of people tested.**

Reporting lab	Inconclusive	Negative	Positive	Percent positive	Total
SPRINGBROOK HOSPITAL			1	100%	1
ADVENTHEALTH DURAND			1	100%	1
CULINARY INSTITUTE OF AMERICA STUDENT		1			1
El Paso Health Care Center			1	100%	1
GWINNETT MEDICAL CENTER			1	100%	1
LADY OF THE SEA HOSPITAL LAB			1	100%	1
LIFELINK TISSUE BANK D/B/A LIFELINK TISSUE BANK		1			1
OHIOHEALTH URGENT CARE			1	100%	1
RIDGEFIELD PEDIATRIC ASSOCIATES		1			1
NORTH PINELLAS CHILDRENS MEDICAL CENTER INC			1	100%	1
MILFORD REGIONAL HOSPITAL			1	100%	1
Heritage of Red Cloud		1			1
MEDICAL ASSOCIATES OF CARTER		1			1
BRIDGE DIAGNOSTICS			1	100%	1
FIVE STAR PREMIER RESIDENCES OF POMPANO BEACH			1	100%	1
ARCADIA DIALYSIS CENTER			1	100%	1
NORTHWEST FLORIDA SPECIALTY PHYSICIANS LLC		1			1
MINUTECLINIC #8760		1			1
PINNACLE DIALYSIS		1			1
ATHENS LIMESTONE HOSPITAL		1			1
ADVANCE HEALTH AND WELLNESS SOLUTIONS			1	100%	1
MINUTE CLINIC DIAGNOSTIC OF VIRGINIA, LLC #6292		1			1
RCA LABORATORY SERVICES LLC			1	100%	1
LAMARQUE DIALYSIS			1	100%	1
IRA FIALKO DO			1	100%	1
ST. MICHAEL'S ELITE HOSPITAL			1	100%	1
Kroger 57 - The Little Clinic Jay C Charlestown		1			1
UMHC HOLLYWOOD LABORATORY			1	100%	1
FORT LOUDOUN PRIMARY CARE		1			1
WALGREENS #5130			1	100%	1
RPC@HODGES			1	100%	1
HYDE PARK MEDICAL CENTER		1			1
			1	100%	1
PRIORITY CARE LLC			1	100%	1
TEVAPHARM			1	100%	1
TREASURE COAST MEDICAL CONCIERGE LLC			1	100%	1
Kroger 126 - The Little Clinic Cottonwood		1			1
MINUTECLINIC, LLC #09202		1			1
POMPANO BEACH ARTIFICIAL KIDNEY CENTER			1	100%	1
LOGAN COUNTY HOSPITAL			1	100%	1
OAKMONTE VILLAGE OF DAVIE			1	100%	1
PANCARE HEALTH - BRUCE			1	100%	1
COVID RAPID LABS			1	100%	1
CAREWELL JW - WORCESTER LNC			1	100%	1
MEDICAL ARTS LABORATORY			1	100%	1
LOURDES URGENT CARE			1	100%	1
MINUTECLINIC DIAG OF IND, LLC #6697		1			1

COVID-19: testing by laboratory

Data through Jan 10, 2021 verified as of Jan 11, 2021 at 09:25 AM

Data in this report are provisional and subject to change.

The numbers in the table below represent the number of Florida and non-Florida residents for whom test results were received by the Department of Health. A person can be tested by more than one laboratory and can have both positive and negative results. **Therefore, the sum of the numbers in each column will be larger than the total number of people tested.**

Reporting lab	Inconclusive	Negative	Positive	Percent positive	Total
Remarkable Healthcare Dallas			1	100%	1
PRIMACARE MEDICAL LAKEWOOD			1	100%	1
PM PEDIATRICS PC			1	100%	1
CENTRAL FLORIDA PRIMARY CARE			1	100%	1
CAREWELL 203			1	100%	1
Oregon Veterans Home The Dalles		1			1
CLINIC OF PEDIATRICS & GI MEDICINE INC			1	100%	1
BLACKBERRY CENTER, THE		1			1
INDIAN RIVER CLINICAL LABORATORY, INC.		1			1
UCH LAB			1	100%	1
NORTHEAST PEDIATRICS			1	100%	1
DOCTORS HOSPITAL OF LAREDO			1	100%	1
VALLEY MEDICAL LABORATORY			1	100%	1
Birmingham Nursing & Rehab Center		1			1
LOPEZ		1			1
ATHENA PLASTIC SURGERY		1			1
MIDWAY SPECIALTY CARE CENTER INC		1			1
UF HEALTH - WILDLIGHT			1	100%	1
Bivins Pointe			1	100%	1
SAN JOSE CLINIC		1			1
GENESIS HEALTH SYSTEM			1	100%	1
OPTIMAL MEDICINE INC		1			1
ROSECASTLE OF JACKSONVILLE LLC			1	100%	1
VISTA DEL SOL MED ASSOC		1			1
MEDEXPRESS URGENT CARE-BRENTWOOD		1			1
CHNJ		1			1
MEDEXPRESS URGENT CARE - MARTINSVILLE		1			1
NATIONAL INSTITUTES OF HEALTH CLINICAL CENTER			1	100%	1
ANMED HEALTH MEDICAL CENTER			1	100%	1
MEDEXPRESS URGENT CARE NORWIN		1			1
ATRIA TAMARAC			1	100%	1
CHILTON MEDICAL CENTER		1			1
DIVERSE MEDICAL CARE LLC			1	100%	1
THE CLINIC ON SIXTH			1	100%	1
CARE STATION MEDICAL GROUP		1			1
MEDICAL LIFE-INC GUIDEWELL EMERGENCY MEDICINE			1	100%	1
Brookdale Southside			1	100%	1
BROOKDALE FORT MYERS LAKES PARK			1	100%	1
PEDIATRIC URGENT CARE CENTR OF FORT WORTH-LA GRAN			1	100%	1
Longwood Community Living Center		1			1
PULMONARY MEDICINE		1			1
WORKFORCE HEALTH DEPARTMENT			1	100%	1
ENCOMPASS HEALTH REHABILITATION			1	100%	1
MINUTECLINIC, LLC #1452		1			1
RAMBAM URGENT CARE			1	100%	1
GENESIS FAMILY PRACTICE			1	100%	1
THOMAS HOSPITAL			1	100%	1

COVID-19: testing by laboratory

Data through Jan 10, 2021 verified as of Jan 11, 2021 at 09:25 AM

Data in this report are provisional and subject to change.

The numbers in the table below represent the number of Florida and non-Florida residents for whom test results were received by the Department of Health. A person can be tested by more than one laboratory and can have both positive and negative results. **Therefore, the sum of the numbers in each column will be larger than the total number of people tested.**

Reporting lab	Inconclusive	Negative	Positive	Percent positive	Total
SEASONS HOSPICE AND PALLIATIVE CARE OF			1	100%	1
TUNIS STREET GROUP HOME		1			1
HARDEE COUNTY FIRE RESCUE		1			1
MID FLORIDA COMMUNITY SERVICES			1	100%	1
MADISON AT OVIEDO			1	100%	1
WARE EXPRESS CARE			1	100%	1
CORPORATION OF AMERICA		1			1
CARDIAC AND VASCULAR CONSULTANTS MD PA		1			1
DASCENA LAB			1	100%	1
BLUEWATER TOXICOLOGY			1	100%	1
LIFELINK OF FLORIDA			1	100%	1
NORTHSIDE HOSPITAL DULUTH			1	100%	1
ICARE		1			1
MIDDLEBURG PEDIATRICS			1	100%	1
ANSWERS RESOURCE FACILITY		1			1
ACCESS MEDICAL GROUP OF TAMPA INC			1	100%	1
MEDICAL CENTER OF CENTRAL GEORGIA			1	100%	1
ESOTERIC LAB			1	100%	1
FLORIDA HEART AND VASCULAR MULTISPECIALTY GROUP PA			1	100%	1
A.G. Rhodes		1			1
SIMPLY HEALTHCARE AND WELLNESS CLINIC, PC			1	100%	1
RIVERSIDE REGIONAL MED CENTER			1	100%	1
REELFOOT FAMILY WALK-IN CLINIC		1			1
HARBORCHASE OF VILLAGES CROSSING			1	100%	1
ABSOLUTE HEALTH INTERNAL MEDICINE AND PEDIATRICS		1			1
CHRISTIANA HOSPITAL		1			1
EH FARGO HOSPITAL LABORATORY			1	100%	1
ANDREWS INSTITUTE AMBULATORY SURGERY CENTER		1			1
AFFILIATED LABORATORIES INC			1	100%	1
GENESEE COUNTY HEALTH DEPARTMENT		1			1
DIVERSICARE OF BIG SPRINGS		1			1
ASSISTED LIVING AT TREZEVANT		1			1
PORT ORANGE NURSING & REHAB			1	100%	1
ARIZONA STATE LABORATORY			1	100%	1
Senatobia Healthcare & Rehab		1			1
NIBHA MEDIRATTA MD PL			1	100%	1
UNIVERSITY OF NORTH CAROLINA HOSPITALS			1	100%	1
BREVARD FAMILY WALK IN CLINIC			1	100%	1
SMITH NORTHVIEW HOSPITAL LAB			1	100%	1
MOUNT ST MARYS HOSPITAL OF NIAGARA FALLS			1	100%	1
BIOMAT ORLANDO		1			1
PALM BAY URGENT CARE PL		1			1
Aspire Physical Recovery Center at Cahaba River		1			1
MEDSTAR HEALTH URGENT CARE			1	100%	1
HALIFAX FAMILY HEALTH CENTER			1	100%	1
MINUTECLINIC # 21110			1	100%	1
EXCEPTIONAL EMERGENCY CENTER			1	100%	1

COVID-19: testing by laboratory

Data through Jan 10, 2021 verified as of Jan 11, 2021 at 09:25 AM

Data in this report are provisional and subject to change.

The numbers in the table below represent the number of Florida and non-Florida residents for whom test results were received by the Department of Health. A person can be tested by more than one laboratory and can have both positive and negative results. **Therefore, the sum of the numbers in each column will be larger than the total number of people tested.**

Reporting lab	Inconclusive	Negative	Positive	Percent positive	Total
GOOD SAMARITAN SOCIETY - DE SMET		1			1
LANCASHIRE HALL NURSING AND REHABILITATION CENTER		1			1
ADVANCED URGENT CARE CENTER			1	100%	1
MEDEXPRESS URGENT CARE - LAWRENCE		1			1
HELEN HAYES HOSPITAL LABORATORY		1			1
FLORIDA HEALTH CARE MEDICAL GROUP		1			1
MEDONE URGENT CARE			1	100%	1
SCIENCE CARE			1	100%	1
ULTIMATE ANALYSIS LABORATORY			1	100%	1
NEW YORK PRESBYTERIAN HOSPITAL			1	100%	1
ORMC-ARDEN/EOI			1	100%	1
WALKIN MEDICAL URGENT CARE,NEW CITY			1	100%	1
TREASURE COAST COMMUNITY HEALTH INC			1	100%	1
MAINE CENTER FOR DISEASE CONTROL AND PREVENTION			1	100%	1
CARSON NURSING AND REHABILITATION CENT		1			1
ADVENTHEALTH MEDICAL GROUP OBSTETRICS			1	100%	1
RICHICHI FAMILY HEALTH			1	100%	1
PHYSICIANS PRIMARY CARE LEHIGH PEDS			1	100%	1
FLORIDA HOSPITAL TRANSPLANT CENTER		1			1
FLORIDA DEPARTMENT OF HEALTH PALM BEACH COUNTY			1	100%	1
Luther Acres Manor		1			1
ISLANDS ASSISTED LIVING FACILITY,THE			1	100%	1
UNIVERSITY OF MIAMI MILLER SCHOOL			1	100%	1
OHIO VALLEY MANOR NURSING &		1			1
VALLEY HOSPITAL MEDICAL CENTER		1			1
OMNI HEALTHCARE URGENT CARE			1	100%	1
EMERGENCY CARE SERVICES LAB AT JFK MEDICAL CENTER			1	100%	1
VA OUTPATIENT PHARMACY			1	100%	1
SOMA MEDICAL CENTER PA #3			1	100%	1
WELLSNOW URGENT CARE-OSWEGO			1	100%	1
BROOKS -TLC HOSPITAL SYSTEM			1	100%	1
COVENANT HEALTH		1			1
HARDIN MEMORIAL HOSPITAL - HEARTLAND PATHOLOGY CONSULTANTS			1	100%	1
MEDEXPRESS URGENT CARE - HADLEY		1			1
KANSAS CITY VA MEDICAL CENTER			1	100%	1
WALGREEN#12147		1			1
SYNERGENE LABORATORY			1	100%	1
PROVIDENCE ST PETER HOSPITAL		1			1
ORLANDO PHYSICIAN NETWORK		1			1
PORTSMOUTH REG. HOSPITAL			1	100%	1
CAREHERE LLC			1	100%	1
MORGAN STANLEY HEALTH CENTER		1			1
KAISER PERMANENTE REGIONAL REFERENCE LABORATORY		1			1
TREASURE COAST PRIMARY CARE		1			1
CLEVELAND CLINIC OUTPATIENT LABORATORY			1	100%	1
MC DIAGNOSTIC OF CONNECTICUT, PC #114		1			1
PROVIDENCE PORTLAND MEDICAL CENTER		1			1

COVID-19: testing by laboratory

Data through Jan 10, 2021 verified as of Jan 11, 2021 at 09:25 AM

Data in this report are provisional and subject to change.

The numbers in the table below represent the number of Florida and non-Florida residents for whom test results were received by the Department of Health. A person can be tested by more than one laboratory and can have both positive and negative results. **Therefore, the sum of the numbers in each column will be larger than the total number of people tested.**

Reporting lab	Inconclusive	Negative	Positive	Percent positive	Total
DEVITA		1			1
Villa Maria			1	100%	1
JACK M MATHENY II MD			1	100%	1
MID-FLORIDA CANCER CENTERS		1			1
HEARTLAND OF ZEPHYRHILLS FL, LLC			1	100%	1
HEALTH EXPRESS URGENT CARE			1	100%	1
SUN CITY DIAGNOSTIC CENTER			1	100%	1
Crowne Place Assisted Living		1			1
TMH FSU RAPID LABORATORY			1	100%	1
BOSTON PUBLIC HEALTH COMMISSION			1	100%	1
UHS BINGHAMTON GENERAL			1	100%	1
WELLINGTON WEST 100176			1	100%	1
BAPTIST HOSPITAL LABORATORY			1	100%	1
MEDICAL CENTER			1	100%	1
BEST CARE COMMUNITY AND FAMILY HEALTH CENTER INC			1	100%	1
CHAMBREL AT PINECASTLE			1	100%	1
MISSION HOSPITAL			1	100%	1
VIRGINIA UROLOGY		1			1
MEDEXPRESS URGENT CARE - TOPEKA, SW WANAMAKER RD		1			1
NFRC CLINICAL LAB			1	100%	1
Summit Medical Group Morristown Oncology		1			1
FHCP ASC - ORANGE CITY			1	100%	1
Good Samaritan Society - Albion		1			1
Kroger 419 - The Little Clinic Farmington/Exeter		1			1
FLORIDA HOSPITAL ORMOND BEACH			1	100%	1
MEMORIALCARE LONG BEACH MEDICAL CENTER			1	100%	1
Cornerstone at the Ranch		1			1
LAREDO EMERGENCY ROOM			1	100%	1
MINUTE CLINIC LLC #10203		1			1
HATLEY HEALTH CARE, INC		1			1
WATERBURY HOSPITAL REFERENCE LAB			1	100%	1
FREDERICK AVENUE GROUP HOME		1			1
The Palms Nursing and Rehabilitation		1			1
NORTH FLORIDA MEDICAL CENTERS INC		1			1
BUFFALO VAMC			1	100%	1
CROSSROADS URGENT CARE DBA URGENT TEA		1			1
PREMIER FAMILY AND SPORTS MEDICINE LLC			1	100%	1
DOCTORS CARE - GREER		1			1
Kroger - KRO03400316			1	100%	1
Lynwood		1			1
MEMORIAL HOSPITAL OF TAMPA			1	100%	1
HARRINGTON PARK HEALTH AND REHAB		1			1
PASCO COUNTY HEALTH DEPARTMENT			1	100%	1
MEDEXPRESS URGENT CARE - RUSSELLVILLE, W MAIN ST		1			1
NATION'S BEST CARE HOME HEALTH			1	100%	1
APALACHEE CENTER INC		1			1
Alden North Shore			1	100%	1

COVID-19: testing by laboratory

Data through Jan 10, 2021 verified as of Jan 11, 2021 at 09:25 AM

Data in this report are provisional and subject to change.

The numbers in the table below represent the number of Florida and non-Florida residents for whom test results were received by the Department of Health. A person can be tested by more than one laboratory and can have both positive and negative results. **Therefore, the sum of the numbers in each column will be larger than the total number of people tested.**

Reporting lab	Inconclusive	Negative	Positive	Percent positive	Total
MEDEXPRESS URGENT CARE - CONWAY		1			1
MERITER LABORATORIES			1	100%	1
ADVANCED LABORATORY SERVICES			1	100%	1
NHC HealthCare St. Charles		1			1
SUNCOAST TECHNICAL COLLEGE SCHOOL OF HEALTH		1			1
LIFESPAN HEALTH - SELMER		1			1
MERCY - NORTH IOWA			1	100%	1
SIGNATURE CARE COLLEGE STATION			1	100%	1
Bolingreen Health and Rehabilitation		1			1
Harbert Hills Academy Nursing Home		1			1
MERCYONE DES MOINES MEDICAL CENTER			1	100%	1
PALOMAR MEDICAL CENTER			1	100%	1
CHI ST. LUKE'S HEALTH BCM MEDICAL CENTER			1	100%	1
Eddy Memorial Geriatric Center		1			1
BROOKSVILLE REGIONAL HOSPITAL			1	100%	1
Trucare Living Centers - Columbus		1			1
ROBERTS WESLEYAN COLLEGE HEALTH CENTE		1			1
C A R E S		1			1
INDIANA STATE DEPARTMENT OF HEALTH CLINIC MICROBIOLOGY		1			1
MINUTECLINIC DIAG OF IND, LLC #6250		1			1
West Bay of Tampa Center			1	100%	1
MALUHIA		1			1
LABCORP OF AMERICA HOLDINGS		1			1
STAMFORD HOSPITAL			1	100%	1
PULSE MEDICAL GROUP INC			1	100%	1
GOOD SAMARITAN HOSPITAL			1	100%	1
LAKE SUCCESS EXTENDED CARE		1			1
NEW YORK CITY DEPARTMENT OF HEALTH			1	100%	1
HIBISCUS COURT			1	100%	1
CARTERSVILLE MEDICAL CENTER			1	100%	1
ELEMENTS PHARMACY			1	100%	1
BODYK			1	100%	1
CLEVELAND CLINIC OHIO LABORATORIES			1	100%	1
NEWTON MEMORIAL HOSPITAL		1			1
WEST DADE PEDIATRICS			1	100%	1
FAITH FAMILY PRACTICE			1	100%	1
Sanford Health & Rehabilitation			1	100%	1
CQUENTIA NGS, LLC			1	100%	1
ELITE CARE			1	100%	1
MINUTECLINIC DIAGNOSTIC OF KENTUCKY		1			1
Kroger 647 - The Little Clinic Newnan Crossings			1	100%	1
INHEALTH LIFE SCIENCES LLC			1	100%	1
UPSON REGIONAL MEDICAL CENTER			1	100%	1
KIDSVILLE PEDIATRICS III PA			1	100%	1
CLIFTON-FINE HOSPITAL LABORATORY		1			1
PROVIDENCE ST. PATRICK HOSPITAL			1	100%	1
TERRELL URGENT CARE			1	100%	1

COVID-19: testing by laboratory

Data through Jan 10, 2021 verified as of Jan 11, 2021 at 09:25 AM

Data in this report are provisional and subject to change.

The numbers in the table below represent the number of Florida and non-Florida residents for whom test results were received by the Department of Health. A person can be tested by more than one laboratory and can have both positive and negative results. **Therefore, the sum of the numbers in each column will be larger than the total number of people tested.**

Reporting lab	Inconclusive	Negative	Positive	Percent positive	Total
PLEASANT RIDGE MANOR WEST		1			1
OPP HEALTH AND REHABILITATION		1			1
YOUR HEALTH PEDIATRICS			1	100%	1
Total	67,544	13,179,694	1,901,127	13%	15,148,365