

COVID-19: summary of cases and monitoring

Data through Jan 6, 2021 verified as of Jan 7, 2021 at 09:25 AM

Data in this report are provisional and subject to change.

Cases: people with positive PCR or antigen test result		Cases: people with positive PCR or antigen test result	
Total cases		Risk factors for Florida residents	
Florida residents	1,404,374	Traveled	11,688
Non-Florida residents	25,348	Contact with a known case	525,560
Type of testing		Traveled and contact with a known case	15,161
Florida residents	1,404,374	Neither	851,965
Positive by BPHL/CDC	51,615	No travel and no contact	163,712
Positive by commercial/hospital lab	1,352,759	Travel is unknown	502,814
PCR positive	1,187,619	Contact is unknown	313,559
Antigen positive	216,755	Contact is pending	326,519
Non-Florida residents	25,348	Travel can be unknown and contact can be unknown or pending for the same case, these numbers will sum to more than the "neither" total.	
Positive by BPHL/CDC	681		
Positive by commercial/hospital lab	24,667		
PCR positive	18,507		
Antigen positive	6,841		
Characteristics			
Florida residents hospitalized	64,704		
Florida resident deaths	22,481		
Non-Florida resident deaths	336		
Hospitalized counts include anyone who was hospitalized at some point during their illness. It does not reflect the number of people currently hospitalized.			
More information on deaths identified through death certificate data is available on the National Center for Health Statistics website at www.cdc.gov/nchs/nvss/vsrr/COVID19/index.htm .			

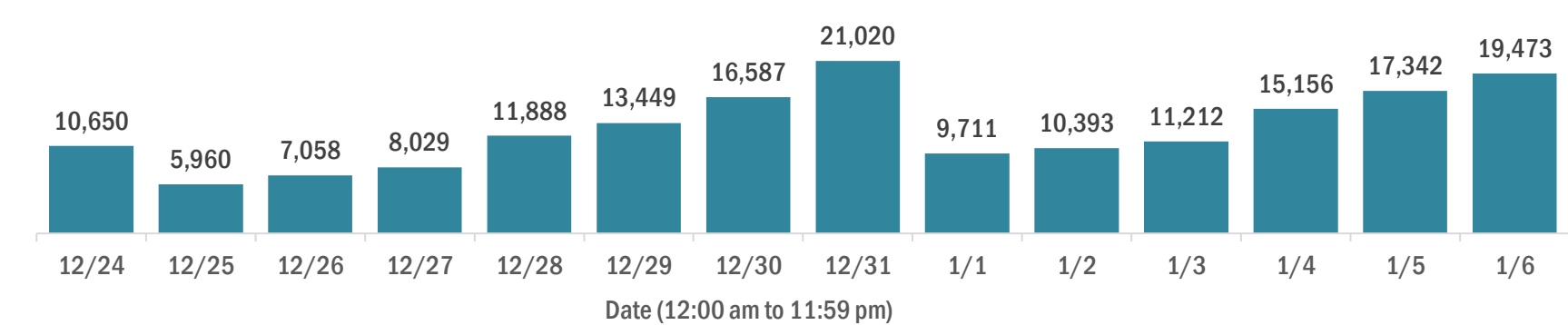
COVID-19: summary of laboratory testing

Data through Jan 6, 2021 verified as of Jan 7, 2021 at 09:25 AM

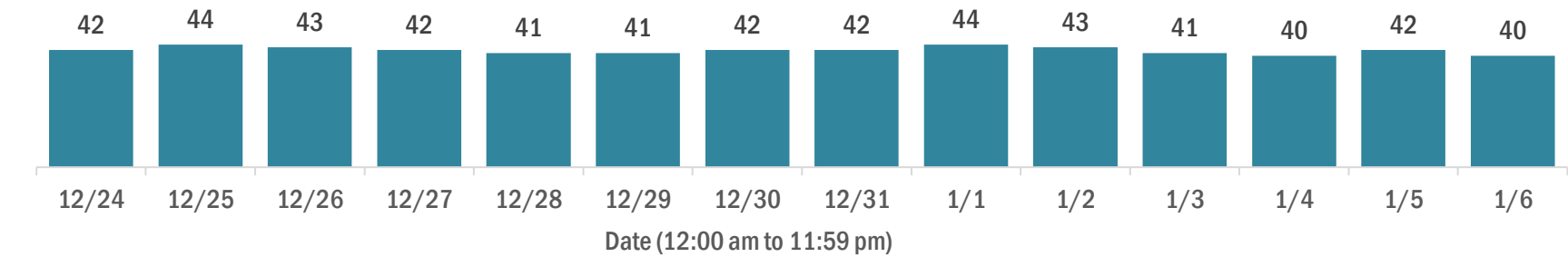
Data in this report are provisional and subject to change.

Cases in Florida residents per day for the past 2 weeks

Number of cases per day



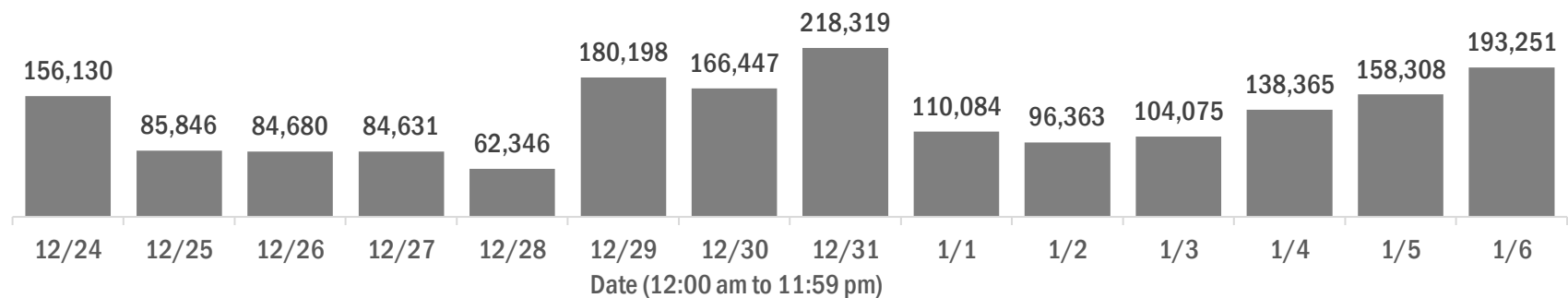
Median age of cases by day



Laboratory testing for Florida residents over the past 2 weeks

Number of Florida residents tested per day

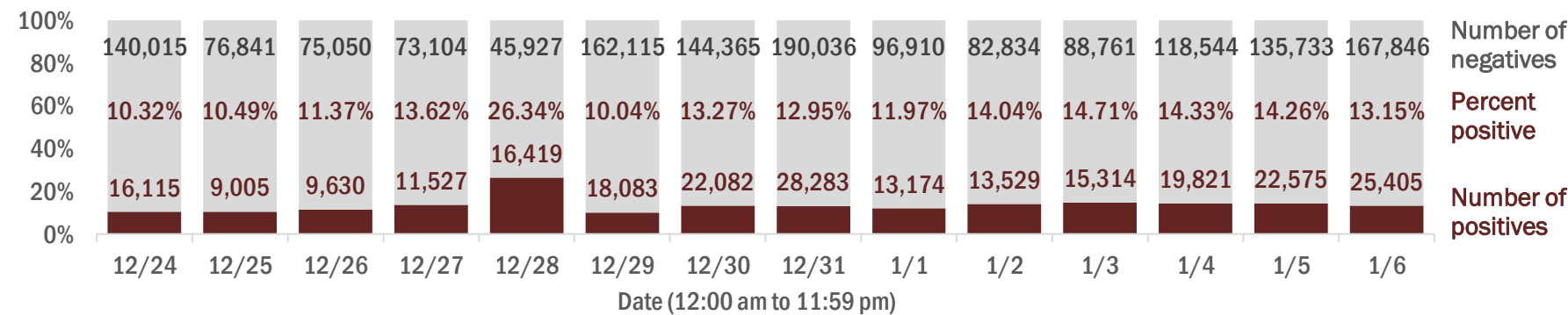
These counts include the number of people for whom the Department received PCR or antigen laboratory results by day. People tested on multiple days will be included for each day a new result was received. A person is only counted once for each day they are tested, regardless of whether multiple specimens are tested or multiple results are received.



Number and percent of Florida residents with positive test results

The percent of positive results ranged from 10.04% to 26.34% over the past 2 weeks and was 13.15% yesterday.

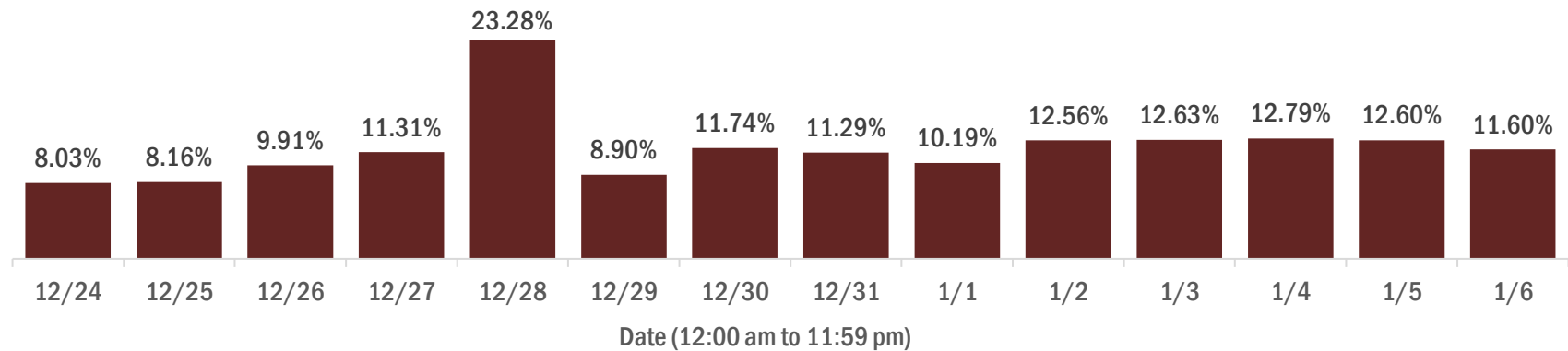
These counts include the number of people for whom the Department received PCR or antigen laboratory results by day. People tested on multiple days will be included for each day a new result was received. A person is only counted once for each day they are tested, regardless of whether multiple specimens are tested or multiple results are received. If a person has a positive specimen and a negative specimen in the same day, only the positive result is counted.



Percent positivity for new cases in Florida residents

The percent of positive results ranged from 8.03% to 23.28% over the past 2 weeks and was 11.60% yesterday.

This percent is the number of people who test PCR- or antigen-positive for the first time divided by all the people tested that day, excluding people who have previously tested positive.



COVID-19: characteristics of 1,404,374 Florida resident cases

Data through Jan 6, 2021 verified as of Jan 7, 2021 at 09:25 AM

Data in this report are provisional and subject to change.

Age group	Cases		Hospitalizations		Deaths	
0-4 years	25,519	<div><div></div></div> 2%	430	<div><div></div></div> 1%	0	0%
5-14 years	75,986	<div><div></div></div> 5%	392	<div><div></div></div> 1%	5	0%
15-24 years	218,174	<div><div></div></div> 16%	1,669	<div><div></div></div> 3%	34	0%
25-34 years	250,472	<div><div></div></div> 18%	3,369	<div><div></div></div> 5%	125	1%
35-44 years	219,635	<div><div></div></div> 16%	5,083	<div><div></div></div> 8%	360	2%
45-54 years	216,190	<div><div></div></div> 15%	7,705	<div><div></div></div> 12%	873	4%
55-64 years	184,656	<div><div></div></div> 13%	11,162	<div><div></div></div> 17%	2,450	11%
65-74 years	115,967	<div><div></div></div> 8%	13,186	<div><div></div></div> 20%	4,762	21%
75-84 years	64,691	<div><div></div></div> 5%	12,871	<div><div></div></div> 20%	6,733	30%
85+ years	31,937	<div><div></div></div> 2%	8,832	<div><div></div></div> 14%	7,139	32%
Unknown	1,147	<div><div></div></div> 0%	5	<div><div></div></div> 0%	0	0%
Total	1,404,374		64,704		22,481	

Gender	Cases	
Female	730,423	<div><div></div></div> 52%
Male	664,019	<div><div></div></div> 47%
Unknown	9,932	<div><div></div></div> 1%
Total	1,404,374	

Ethnicity	Cases		Hospitalizations		Deaths	
Hispanic	440,080	<div><div></div></div> 31%	17,092	<div><div></div></div> 26%	5,408	<div><div></div></div> 24%
Non-Hispanic	648,931	<div><div></div></div> 46%	44,294	<div><div></div></div> 68%	15,511	<div><div></div></div> 69%
Unknown	315,363	<div><div></div></div> 22%	3,318	<div><div></div></div> 5%	1,562	<div><div></div></div> 7%
Total	1,404,374		64,704		22,481	

Race and ethnicity	Cases		Hospitalizations		Deaths	
White	755,798	<div><div></div></div> 54%	41,361	<div><div></div></div> 64%	16,132	<div><div></div></div> 72%
Hispanic	292,588	<div><div></div></div> 21%	12,037	<div><div></div></div> 19%	4,282	<div><div></div></div> 19%
Non-Hispanic	406,546	<div><div></div></div> 29%	27,991	<div><div></div></div> 43%	11,102	<div><div></div></div> 49%
Unknown	56,664	<div><div></div></div> 4%	1,333	<div><div></div></div> 2%	748	<div><div></div></div> 3%
Black	184,808	<div><div></div></div> 13%	13,873	<div><div></div></div> 21%	3,832	<div><div></div></div> 17%
Hispanic	10,402	<div><div></div></div> 1%	565	<div><div></div></div> 1%	146	<div><div></div></div> 1%
Non-Hispanic	158,353	<div><div></div></div> 11%	13,002	<div><div></div></div> 20%	3,538	<div><div></div></div> 16%
Unknown	16,053	<div><div></div></div> 1%	306	<div><div></div></div> 0%	148	<div><div></div></div> 1%
Other race	199,385	<div><div></div></div> 14%	7,482	<div><div></div></div> 12%	1,788	<div><div></div></div> 8%
Hispanic	101,669	<div><div></div></div> 7%	4,067	<div><div></div></div> 6%	835	<div><div></div></div> 4%
Non-Hispanic	67,825	<div><div></div></div> 5%	3,077	<div><div></div></div> 5%	795	<div><div></div></div> 4%
Unknown	29,891	<div><div></div></div> 2%	338	<div><div></div></div> 1%	158	<div><div></div></div> 1%
Unknown race	264,383	<div><div></div></div> 19%	1,988	<div><div></div></div> 3%	729	<div><div></div></div> 3%
Hispanic	35,421	<div><div></div></div> 3%	423	<div><div></div></div> 1%	145	<div><div></div></div> 1%
Non-Hispanic	16,207	<div><div></div></div> 1%	224	<div><div></div></div> 0%	76	<div><div></div></div> 0%
Unknown	212,755	<div><div></div></div> 15%	1,341	<div><div></div></div> 2%	508	<div><div></div></div> 2%
Total	1,404,374		64,704		22,481	

Hospitalization counts include anyone who was hospitalized at some point during their illness. It does not reflect the number of people currently hospitalized. **Other race** includes any person with a race of American Indian/Alaskan native, Asian, native Hawaiian/Pacific Islander, or other.

COVID-19: deaths in Florida residents and staff of long-term care facilities

Data through Jan 6, 2021 verified as of Jan 7, 2021 at 09:25 AM

Data in this report are provisional and subject to change.

For current cases in residents or staff of long-term care facilities, please visit: <https://floridahealthcovid19.gov/>

County	Deaths		County	Deaths		County	Deaths	
Dade	911	<div></div> 11%	Lake	126	<div></div> 1%	Gilchrist	15	<div></div> 0%
Palm Beach	842	<div></div> 10%	Hernando	121	<div></div> 1%	Calhoun	12	<div></div> 0%
Pinellas	715	<div></div> 8%	Osceola	111	<div></div> 1%	Gadsden	12	<div></div> 0%
Broward	519	<div></div> 6%	Charlotte	101	<div></div> 1%	Washington	12	<div></div> 0%
Hillsborough	453	<div></div> 5%	Indian River	82	<div></div> 1%	Baker	11	<div></div> 0%
Polk	367	<div></div> 4%	Clay	79	<div></div> 1%	Gulf	10	<div></div> 0%
Brevard	297	<div></div> 4%	Jackson	78	<div></div> 1%	Jefferson	10	<div></div> 0%
Lee	297	<div></div> 4%	Leon	63	<div></div> 1%	Holmes	8	<div></div> 0%
Sarasota	285	<div></div> 3%	Suwannee	56	<div></div> 1%	Lafayette	8	<div></div> 0%
Duval	281	<div></div> 3%	St. Johns	55	<div></div> 1%	Desoto	5	<div></div> 0%
Orange	264	<div></div> 3%	Highlands	54	<div></div> 1%	Bradford	4	<div></div> 0%
Volusia	218	<div></div> 3%	Bay	53	<div></div> 1%	Levy	4	<div></div> 0%
St. Lucie	204	<div></div> 2%	Alachua	42	<div></div> 0%	Flagler	3	<div></div> 0%
Marion	195	<div></div> 2%	Columbia	40	<div></div> 0%	Monroe	3	<div></div> 0%
Seminole	188	<div></div> 2%	Sumter	33	<div></div> 0%	Taylor	3	<div></div> 0%
Escambia	171	<div></div> 2%	Santa Rosa	29	<div></div> 0%	Hardee	2	<div></div> 0%
Manatee	155	<div></div> 2%	Nassau	28	<div></div> 0%	Wakulla	2	<div></div> 0%
Collier	151	<div></div> 2%	Putnam	22	<div></div> 0%	Dixie	1	<div></div> 0%
Pasco	148	<div></div> 2%	Hendry	20	<div></div> 0%	Liberty	1	<div></div> 0%
Martin	128	<div></div> 2%	Walton	19	<div></div> 0%			
Okaloosa	128	<div></div> 2%	Madison	18	<div></div> 0%			
Citrus	126	<div></div> 1%	Okeechobee	16	<div></div> 0%			
						Total	8,415	

Note: cases are summarized by the county of usual residence. Residents and staff may be cases associated with facilities that are not in their county of usual residence, resulting in cases being included below for counties that do not have facilities with known cases.

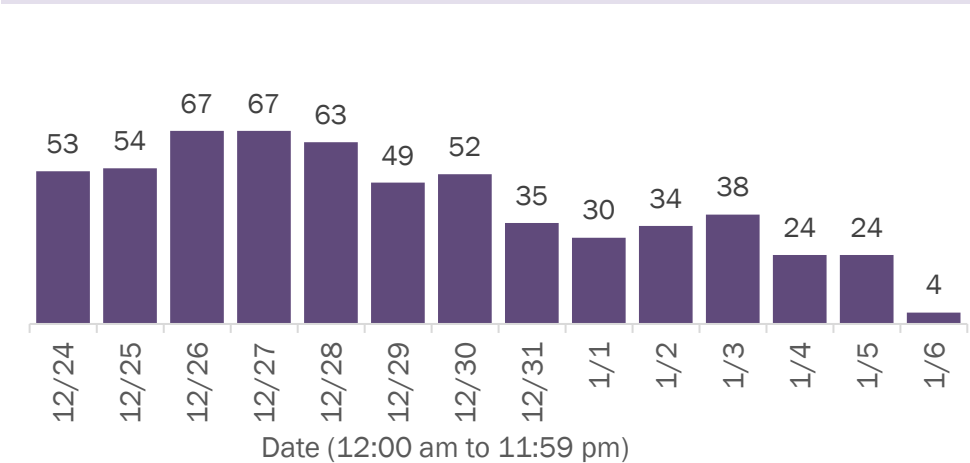
COVID-19: cases in Florida residents who have died

Data through Jan 6, 2021 verified as of Jan 7, 2021 at 09:25 AM

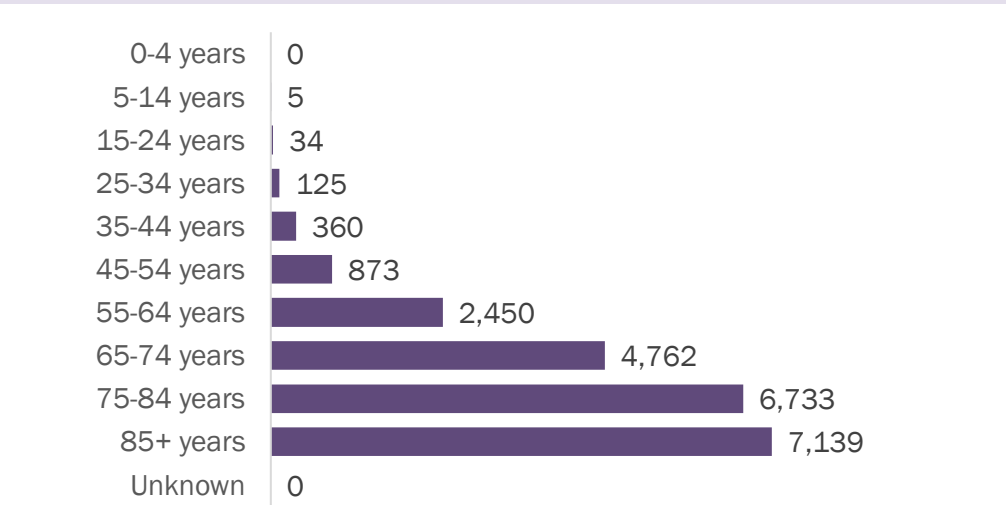
Data in this report are provisional and subject to change.

Demographics for all identified COVID-19 deaths: 22,481

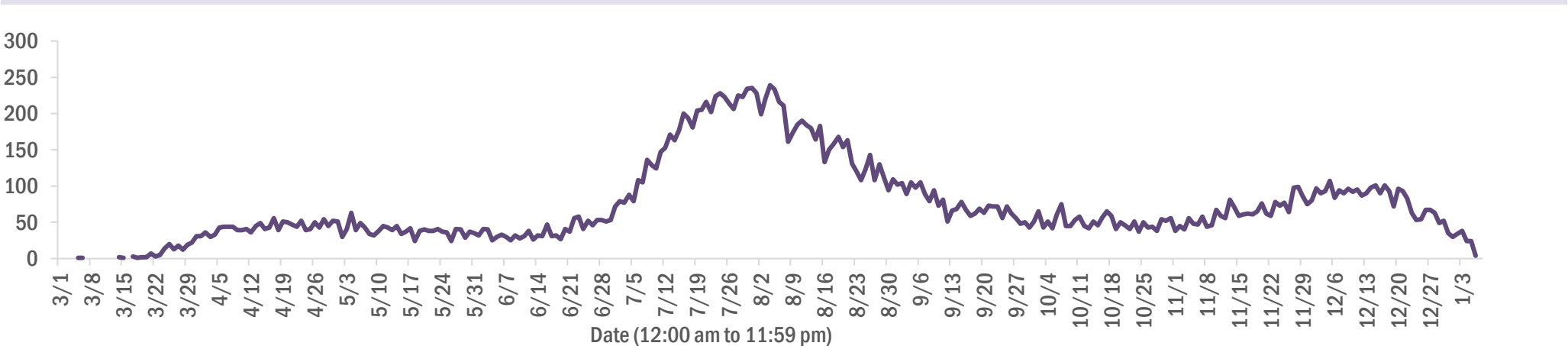
Deaths by date of death for the past 2 weeks



Deaths by age group



Deaths by date of death since March 2020



Age group	Deaths	Cases	Case fatality rate	Mortality rate per 100,000 population
0-4 years	0	25,519	0.0%	0.0
5-14 years	5	75,986	0.0%	0.2
15-24 years	34	218,174	0.0%	1.4
25-34 years	125	250,472	0.0%	4.4
35-44 years	360	219,635	0.2%	13.8
45-54 years	873	216,190	0.4%	31.3
55-64 years	2,450	184,656	1.3%	84.7
65-74 years	4,762	115,967	4.1%	196.2
75-84 years	6,733	64,691	10.4%	479.5
85+ years	7,139	31,937	22.4%	1236.1
Unknown	0	1,147	0.0%	
Total	22,481	1,404,374	1.6%	104.1

Race	Deaths	Cases	Case fatality rate	Mortality rate per 100,000 population
White	16,132	755,798	2.1%	96.6
Black	3,832	184,808	2.1%	104.8
Other	1,788	199,385	0.9%	143.7
Unknown	729	264,383	0.3%	
Total	22,481	1,404,374	1.6%	104.1

Gender	Deaths	Cases	Case fatality rate	Mortality rate per 100,000 population
Male	12,580	664,019	1.9%	119.1
Female	9,901	730,423	1.4%	89.7
Unknown	0	9,932	0.0%	
Total	22,481	1,404,374	1.6%	104.1

Ethnicity	Deaths	Cases	Case fatality rate	Mortality rate per 100,000 population
Hispanic	5,408	440,080	1.2%	95.2
Non-Hispanic	15,511	648,931	2.4%	97.4
Unknown	1,562	315,363	0.5%	
Total	22,481	1,404,374	1.6%	104.1

COVID-19: characteristics of 1,429,722 cases

Data through Jan 6, 2021 verified as of Jan 7, 2021 at 09:25 AM

Data in this report are provisional and subject to change.

Tables below include cases in Florida residents and non-Florida residents.

All 67 Florida counties have cases:

County	FL resident cases		Non-FL resident cases	Total cases	FL resident deaths	FL death rate
Dade	314,475	<div></div> 22%	3,640	318,115	4,297	1.4%
Broward	144,516	<div></div> 10%	1,685	146,201	1,897	1.3%
Palm Beach	87,525	<div></div> 6%	1,327	88,852	1,933	2.2%
Hillsborough	82,878	<div></div> 6%	696	83,574	1,110	1.3%
Orange	82,542	<div></div> 6%	920	83,462	777	0.9%
Duval	66,856	<div></div> 5%	1,082	67,938	767	1.1%
Pinellas	47,862	<div></div> 3%	1,136	48,998	1,114	2.3%
Lee	42,569	<div></div> 3%	1,302	43,871	695	1.6%
Polk	40,715	<div></div> 3%	268	40,983	821	2.0%
Osceola	27,133	<div></div> 2%	436	27,569	305	1.1%
Volusia	24,171	<div></div> 2%	382	24,553	460	1.9%
Escambia	21,873	<div></div> 2%	2,657	24,530	400	1.8%
Manatee	23,575	<div></div> 2%	425	24,000	438	1.9%
Pasco	23,722	<div></div> 2%	226	23,948	402	1.7%
Collier	23,072	<div></div> 2%	635	23,707	354	1.5%
Brevard	22,785	<div></div> 2%	318	23,103	535	2.3%
Leon	20,671	<div></div> 1%	666	21,337	177	0.9%
Sarasota	19,727	<div></div> 1%	785	20,512	514	2.6%
Seminole	19,643	<div></div> 1%	160	19,803	319	1.6%
Marion	19,511	<div></div> 1%	74	19,585	496	2.5%
Lake	17,023	<div></div> 1%	205	17,228	331	1.9%
Alachua	16,816	<div></div> 1%	184	17,000	136	0.8%
St. Lucie	15,613	<div></div> 1%	88	15,701	424	2.7%
St. Johns	14,483	<div></div> 1%	214	14,697	118	0.8%
Okaloosa	13,610	<div></div> 1%	146	13,756	240	1.8%
Bay	12,312	<div></div> 1%	527	12,839	219	1.8%
Clay	12,514	<div></div> 1%	29	12,543	193	1.5%
Santa Rosa	12,150	<div></div> 1%	160	12,310	143	1.2%
Martin	8,248	<div></div> 1%	132	8,380	213	2.6%
Charlotte	8,048	<div></div> 1%	99	8,147	248	3.1%
Hernando	7,982	<div></div> 1%	59	8,041	287	3.6%
Indian River	7,667	<div></div> 1%	70	7,737	166	2.2%
Citrus	7,177	<div></div> 1%	49	7,226	282	3.9%
Columbia	6,328	<div></div> 0%	30	6,358	119	1.9%
Sumter	5,671	<div></div> 0%	49	5,720	122	2.2%

County	FL resident cases		Non-FL resident cases	Total cases	FL resident deaths	FL death rate
Nassau	5,110	<div></div> 0%	339	5,449	68	1.3%
Highlands	5,304	<div></div> 0%	54	5,358	212	4.0%
Walton	4,795	<div></div> 0%	544	5,339	52	1.1%
Jackson	4,889	<div></div> 0%	59	4,948	120	2.5%
Monroe	4,309	<div></div> 0%	220	4,529	36	0.8%
Putnam	4,353	<div></div> 0%	15	4,368	83	1.9%
Gadsden	4,330	<div></div> 0%	16	4,346	60	1.4%
Suwannee	4,285	<div></div> 0%	26	4,311	95	2.2%
Flagler	4,110	<div></div> 0%	44	4,154	48	1.2%
Hendry	3,485	<div></div> 0%	16	3,501	52	1.5%
Unknown	240	<div></div> 0%	2,907	3,147	0	0.0%
Desoto	3,030	<div></div> 0%	17	3,047	58	1.9%
Baker	2,614	<div></div> 0%	11	2,625	38	1.5%
Okeechobee	2,597	<div></div> 0%	23	2,620	54	2.1%
Wakulla	2,332	<div></div> 0%	9	2,341	25	1.1%
Bradford	2,304	<div></div> 0%	8	2,312	24	1.0%
Hardee	2,205	<div></div> 0%	11	2,216	21	1.0%
Washington	2,096	<div></div> 0%	22	2,118	30	1.4%
Taylor	2,093	<div></div> 0%	5	2,098	28	1.3%
Levy	2,070	<div></div> 0%	9	2,079	20	1.0%
Holmes	1,810	<div></div> 0%	29	1,839	30	1.7%
Madison	1,584	<div></div> 0%	20	1,604	33	2.1%
Union	1,515	<div></div> 0%	0	1,515	65	4.3%
Lafayette	1,448	<div></div> 0%	0	1,448	21	1.5%
Gulf	1,406	<div></div> 0%	18	1,424	29	2.1%
Calhoun	1,354	<div></div> 0%	2	1,356	29	2.1%
Hamilton	1,313	<div></div> 0%	15	1,328	15	1.1%
Dixie	1,190	<div></div> 0%	3	1,193	11	0.9%
Jefferson	1,070	<div></div> 0%	20	1,090	18	1.7%
Gilchrist	1,077	<div></div> 0%	1	1,078	25	2.3%
Franklin	971	<div></div> 0%	21	992	4	0.4%
Liberty	826	<div></div> 0%	1	827	14	1.7%
Glades	796	<div></div> 0%	2	798	11	1.4%
Total	1,404,374		25,348	1,429,722	22,481	1.6%

COVID-19: characteristics of 1,404,374 Florida resident cases

Data through Jan 6, 2021 verified as of Jan 7, 2021 at 09:25 AM

Data in this report are provisional and subject to change.

The table below includes the cities and counties of residence for cases in Florida residents based on the patient's ZIP Code. Note that city is not always received as part of the initial notification and may be missing while the case is being investigated.

City and county	Cases
Miami, Dade	182,788
Jacksonville, Duval	62,651
Orlando, Orange	61,532
Tampa, Hillsborough	48,850
Hialeah, Dade	44,423
Fort Lauderdale, Broward	32,048
Hollywood, Broward	27,874
West Palm Beach, Palm Beach	21,257
Kissimmee, Osceola	20,830
Tallahassee, Leon	19,767
Naples, Collier	19,098
Homestead, Dade	18,551
Pensacola, Escambia	17,982
Saint Petersburg, Pinellas	17,897
Fort Myers, Lee	16,776
Bradenton, Manatee	15,575
Boca Raton, Palm Beach	15,044
Pompano Beach, Broward	14,679
Ocala, Marion	14,531
Lakeland, Polk	14,506
Gainesville, Alachua	13,549
Sarasota, Sarasota	12,367
Lake Worth, Palm Beach	10,815
Cape Coral, Lee	10,566
Port Saint Lucie, St. Lucie	10,148
Clearwater, Pinellas	9,393
Miramar, Broward	9,356
Miami Beach, Dade	8,880
Boynton Beach, Palm Beach	8,377
Miami Gardens, Dade	8,192
Panama City, Bay	7,853
Coral Springs, Broward	7,835
Doral, Dade	7,802
Saint Augustine, St. Johns	7,662
Melbourne, Brevard	6,925
Lehigh Acres, Lee	6,831
Winter Haven, Polk	6,808
Delray Beach, Palm Beach	6,618
Riverview, Hillsborough	6,144
Davie, Broward	6,126
Milton, Santa Rosa	5,952
Vero Beach, Indian River	5,875
Lake City, Columbia	5,833
Sunrise, Broward	5,579
Coral Gables, Dade	5,440
New Port Richey, Pasco	5,425
Fort Pierce, St. Lucie	5,332
Saint Cloud, Osceola	5,288
Largo, Pinellas	5,204
Orange Park, Clay	5,140
Palm Bay, Brevard	5,056
Daytona Beach, Volusia	5,055
Apopka, Orange	4,933
Plantation, Broward	4,844
Brandon, Hillsborough	4,806
Spring Hill, Hernando	4,706
North Miami Beach, Dade	4,604
Clermont, Lake	4,539
Plant City, Hillsborough	4,534

COVID-19: characteristics of 1,404,374 Florida resident cases

Data through Jan 6, 2021 verified as of Jan 7, 2021 at 09:25 AM

Data in this report are provisional and subject to change.

The table below includes the cities and counties of residence for cases in Florida residents based on the patient's ZIP Code. Note that city is not always received as part of the initial notification and may be missing while the case is being investigated.

City and county	Cases
Weston, Broward	4,513
Sanford, Seminole	4,306
Jupiter, Palm Beach	4,280
Deerfield Beach, Broward	4,170
Deltona, Volusia	4,160
Davenport, Polk	4,132
Port Charlotte, Charlotte	4,019
Stuart, Martin	3,934
Fort Walton Beach, Okaloosa	3,909
Winter Garden, Orange	3,876
Miami Lakes, Dade	3,810
Tamarac, Broward	3,754
Crestview, Okaloosa	3,520
Land O Lakes, Pasco	3,468
Palm Coast, Flagler	3,464
Wesley Chapel, Pasco	3,455
Coconut Creek, Broward	3,396
Live Oak, Suwannee	3,390
Palmetto, Manatee	3,382
Palm Beach Gardens, Palm Beach	3,374
Deland, Volusia	3,361
Opa Locka, Dade	3,336
Winter Park, Orange	3,308
Margate, Broward	3,236
Palm Harbor, Pinellas	3,234
Oviedo, Seminole	3,169
Wellington, Palm Beach	3,107
Middleburg, Clay	3,013
Altamonte Springs, Seminole	2,979
Arcadia, Desoto	2,952
Lutz, Hillsborough	2,923
Immokalee, Collier	2,904
North Port, Sarasota	2,898
Venice, Sarasota	2,898
Punta Gorda, Charlotte	2,894
Haines City, Polk	2,872
Sebring, Highlands	2,858
Brooksville, Hernando	2,830
Hallandale, Broward	2,801
Leesburg, Lake	2,765
Cutler Ridge, Dade	2,741
Ocoee, Orange	2,735
Valrico, Hillsborough	2,704
Port Orange, Volusia	2,690
Bonita Springs, Lee	2,642
Pembroke Pines, Broward	2,641
Saint Johns, St. Johns	2,636
Seminole, Pinellas	2,604
Okeechobee, Okeechobee	2,586
The Villages, Sumter	2,463
Zephyrhills, Pasco	2,454
Navarre, Santa Rosa	2,425
Ormond Beach, Volusia	2,367
Pinellas Park, Pinellas	2,363
Ruskin, Hillsborough	2,362
Key West, Monroe	2,341
North Lauderdale, Broward	2,340
Longwood, Seminole	2,334
North Miami, Dade	2,332

COVID-19: characteristics of 1,404,374 Florida resident cases

Data through Jan 6, 2021 verified as of Jan 7, 2021 at 09:25 AM

Data in this report are provisional and subject to change.

The table below includes the cities and counties of residence for cases in Florida residents based on the patient's ZIP Code. Note that city is not always received as part of the initial notification and may be missing while the case is being investigated.

City and county	Cases
Windermere, Orange	2,298
Jacksonville Beach, Duval	2,295
Lake Worth Beach, Palm Beach	2,286
Quincy, Gadsden	2,243
Niceville, Okaloosa	2,223
Gulf Breeze, Santa Rosa	2,193
Cantonment, Escambia	2,167
Crawfordville, Wakulla	2,118
Bartow, Polk	2,084
Palatka, Putnam	2,069
Hudson, Pasco	2,045
Cocoa, Brevard	2,039
Casselberry, Seminole	2,020
Dade City, Pasco	2,004
Green Cove Springs, Clay	1,988
Oakland Park, Broward	1,988
Perry, Taylor	1,954
Panama City Beach, Bay	1,934
North Fort Myers, Lee	1,903
Marianna, Jackson	1,896
Clewiston, Hendry	1,886
Fernandina Beach, Nassau	1,869
Ponte Vedra Beach, St. Johns	1,868
Port Richey, Pasco	1,859
Lake Mary, Seminole	1,817
Auburndale, Polk	1,808
Kissimmee, Polk	1,771
Tarpon Springs, Pinellas	1,737
Inverness, Citrus	1,723
Royal Palm Beach, Palm Beach	1,722
Aventura, Dade	1,718
Winter Springs, Seminole	1,700
Lynn Haven, Bay	1,696
Chipley, Washington	1,649
New Smyrna Beach, Volusia	1,649
Defuniak Springs, Walton	1,633
Titusville, Brevard	1,618
Wimauma, Hillsborough	1,596
Fleming Island, Clay	1,585
Belle Glade, Palm Beach	1,583
Lake Wales, Polk	1,581
Merritt Island, Brevard	1,577
Santa Rosa Beach, Walton	1,574
Esteros, Lee	1,562
Parkland, Broward	1,547
Starke, Bradford	1,545
Cooper City, Broward	1,508
Dunedin, Pinellas	1,496
Labelle, Hendry	1,493
Loxahatchee, Palm Beach	1,475
Eustis, Lake	1,461
Sarasota, Manatee	1,441
Holiday, Pasco	1,435
Mayo, Lafayette	1,427
Coconut Grove, Dade	1,425
Crossings, Dade	1,423
Missing, Dade	1,419
Destin, Okaloosa	1,413
Key Biscayne, Dade	1,413

COVID-19: characteristics of 1,404,374 Florida resident cases

Data through Jan 6, 2021 verified as of Jan 7, 2021 at 09:25 AM

Data in this report are provisional and subject to change.

The table below includes the cities and counties of residence for cases in Florida residents based on the patient's ZIP Code. Note that city is not always received as part of the initial notification and may be missing while the case is being investigated.

City and county	Cases
Avon Park, Highlands	1,384
Parrish, Manatee	1,383
Palm City, Martin	1,372
Mulberry, Polk	1,369
Carol City, Dade	1,364
Seffner, Hillsborough	1,322
Mount Dora, Lake	1,316
Bonifay, Holmes	1,309
Odessa, Hillsborough	1,301
Rockledge, Brevard	1,288
Wauchula, Hardee	1,286
Tavares, Lake	1,280
Riviera Beach, Palm Beach	1,257
Macclenny, Baker	1,202
Summerfield, Marion	1,192
Yulee, Nassau	1,175
Biscayne Park, Dade	1,172
Groveland, Lake	1,164
Orange City, Volusia	1,153
Crystal River, Citrus	1,146
Lake Butler, Union	1,141
Maitland, Orange	1,131
Graceville, Jackson	1,083
Ponte Vedra, St. Johns	1,082
Lithia, Hillsborough	1,082
Florida City, Dade	1,081
Madison, Madison	1,077
Indiantown, Martin	1,077
Callahan, Nassau	1,065
Pinecrest, Dade	1,055
Century, Escambia	1,042
Homosassa, Citrus	1,038
Sebastian, Indian River	1,022
Dania, Broward	1,005
Atlantic Beach, Duval	1,005
Gibsonton, Hillsborough	995
Monticello, Jefferson	988
Lady Lake, Lake	978
Lake Placid, Highlands	976
Hobe Sound, Martin	973
Dover, Hillsborough	972
Pace, Santa Rosa	959
El Portal, Dade	957
Apollo Beach, Hillsborough	935
Palmetto Bay, Dade	922
Oldsmar, Pinellas	909
Sun City Center, Hillsborough	900
Alachua, Alachua	899
Blountstown, Calhoun	895
Jasper, Hamilton	889
Palm Springs, Palm Beach	881
Everglades National Park, Dade	880
Dunnellon, Marion	869
Lecanto, Citrus	857
Sanderson, Baker	848
Havana, Gadsden	837
Lantana, Palm Beach	834
Debary, Volusia	828
North Palm Beach, Palm Beach	821

COVID-19: characteristics of 1,404,374 Florida resident cases

Data through Jan 6, 2021 verified as of Jan 7, 2021 at 09:25 AM

Data in this report are provisional and subject to change.

The table below includes the cities and counties of residence for cases in Florida residents based on the patient's ZIP Code. Note that city is not always received as part of the initial notification and may be missing while the case is being investigated.

City and county	Cases
South Miami, Dade	815
Edgewater, Volusia	809
Bellevue, Marion	798
Newberry, Alachua	797
Coleman, Sumter	775
Trenton, Gilchrist	764
Wewahatchka, Gulf	763
Freeport, Walton	757
Jensen Beach, Martin	756
Hilliard, Nassau	755
Williston, Levy	753
Moore Haven, Glades	746
Wildwood, Sumter	736
Ellenton, Manatee	735
Safety Harbor, Pinellas	723
Satellite Beach, Brevard	718
Beverly Hills, Citrus	713
Keystone Heights, Clay	712
Uleta, Dade	704
Olympia Heights, Dade	703
Fellsmere, Indian River	687
Frostproof, Polk	687
Coral, Dade	679
Lauderhill, Broward	679
Fisher Island, Dade	676
Cross City, Dixie	670
Bristol, Liberty	670
Nokomis, Sarasota	661
Wilton Manors, Broward	655
Mary Esther, Okaloosa	653
Hernando, Citrus	647
Englewood, Charlotte	645
Chattahoochee, Gadsden	644
South Bay, Palm Beach	635
Key Largo, Monroe	632
Dunnellon, Citrus	630
Shalimar, Okaloosa	626
Polk City, Polk	626
Bushnell, Sumter	621
Port Saint Joe, Gulf	620
Medley, Dade	619
Pahokee, Palm Beach	615
Lauderdale Lakes, Broward	611
Marco Island, Collier	578
Lawtey, Bradford	575
Glen Saint Mary, Baker	561
Crescent City, Putnam	549
Englewood, Sarasota	543
Fort Meade, Polk	541
Bowling Green, Hardee	539
Chiefland, Levy	533
Miramar Beach, Walton	523
Indialantic, Brevard	518
Cocoa Beach, Brevard	504
Interlachen, Putnam	501
High Springs, Alachua	496
Neptune Beach, Duval	495
Thonotosassa, Hillsborough	492
Jacksonville, St. Johns	485

COVID-19: characteristics of 1,404,374 Florida resident cases

Data through Jan 6, 2021 verified as of Jan 7, 2021 at 09:25 AM

Data in this report are provisional and subject to change.

The table below includes the cities and counties of residence for cases in Florida residents based on the patient's ZIP Code. Note that city is not always received as part of the initial notification and may be missing while the case is being investigated.

City and county	Cases
Old Town, Dixie	482
Marathon, Monroe	482
Southwest Ranches, Broward	479
Carrabelle, Franklin	478
Spring Hill, Pasco	477
Sorrento, Lake	475
Minneola, Lake	466
Fruitland Park, Lake	465
Lake Alfred, Polk	461
Trinity, Pasco	456
Sneads, Jackson	453
Bronson, Levy	451
Sweetwater, Dade	445
Fort White, Columbia	443
Fort Myers Beach, Lee	435
Belle Isle, Orange	422
West Melbourne, Brevard	418
Baker, Okaloosa	405
Clearwater Beach, Pinellas	400
Cottondale, Jackson	381
Centerville, Leon	381
Florida State University, Leon	375
Mascotte, Lake	373
Umatilla, Lake	370
Palm Beach, Palm Beach	366
Gulfport, Pinellas	362
Weeki Wachee, Hernando	360
South Daytona, Volusia	360
Jay, Santa Rosa	359
Midway, Gadsden	358
Oakland, Orange	357
Rotunda West, Charlotte	350
Hawthorne, Alachua	343
Raiford, Union	342
Silver Springs, Marion	340
Citra, Marion	340
Zolfo Springs, Hardee	339
Oxford, Sumter	338
Bunnell, Flagler	335
Altha, Calhoun	321
Branford, Suwannee	312
Myakka City, Manatee	312
Melbourne Beach, Brevard	311
Alva, Lee	307
Surfside, Dade	301
Molino, Escambia	300
Malone, Jackson	297
Youngstown, Bay	297
Ocklawaha, Marion	290
Haverhill, Palm Beach	290
Bell, Gilchrist	286
Tavernier, Monroe	284
Flagler Beach, Flagler	283
Pierson, Volusia	282
Cape Canaveral, Brevard	282
Celebration, Osceola	281
Lehigh, Lee	277
Hastings, St. Johns	275
De Leon Springs, Volusia	275

COVID-19: characteristics of 1,404,374 Florida resident cases

Data through Jan 6, 2021 verified as of Jan 7, 2021 at 09:25 AM

Data in this report are provisional and subject to change.

The table below includes the cities and counties of residence for cases in Florida residents based on the patient's ZIP Code. Note that city is not always received as part of the initial notification and may be missing while the case is being investigated.

City and county	Cases
Indian Harbour Beach, Brevard	270
Grand Ridge, Jackson	266
East Palatka, Putnam	265
Apalachicola, Franklin	264
Missing, Orange	264
Archer, Alachua	262
Dundee, Polk	259
Eagle Lake, Polk	257
Greenville, Madison	257
Missing, Volusia	255
Osprey, Sarasota	255
Mims, Brevard	254
Lake Park, Palm Beach	253
Winter Park, Seminole	252
Jennings, Hamilton	249
Ave Maria, Collier	244
Westville, Holmes	242
Holly Hill, Volusia	240
Webster, Sumter	234
Bal Harbour, Dade	234
Vernon, Washington	232
Melrose, Putnam	231
Chuluota, Seminole	230
O Brien, Suwannee	229
Orlando, Osceola	229
Tequesta, Palm Beach	226
Montverde, Lake	226
Floral City, Citrus	225
Missing, Lee	225
Greenwood, Jackson	224
Gotha, Orange	223
Kenneth City, Pinellas	215
Eastpoint, Franklin	214
West Miami, Dade	213
Satsuma, Putnam	211
Valparaiso, Okaloosa	211
Elkton, St. Johns	208
Missing, Marion	206
Ponce De Leon, Holmes	205
San Antonio, Pasco	204
Grand Island, Lake	203
Malabar, Brevard	202
Reddick, Marion	201
South Pasadena, Pinellas	201
Indian Rocks Beach, Pinellas	200
Bryceville, Nassau	197
Missing, Santa Rosa	196
Edgewood, Orange	195
Orlando, Seminole	192
Sebastian, Brevard	191
Bay Harbor Islands, Dade	191
Gretna, Gadsden	189
Laurel Hill, Okaloosa	182
Lake Panasoffkee, Sumter	180
Alafaya, Orange	180
Belleair, Pinellas	177
Eglin Air Force Base, Okaloosa	175
White Springs, Hamilton	174
Missing, Palm Beach	172

COVID-19: characteristics of 1,404,374 Florida resident cases

Data through Jan 6, 2021 verified as of Jan 7, 2021 at 09:25 AM

Data in this report are provisional and subject to change.

The table below includes the cities and counties of residence for cases in Florida residents based on the patient's ZIP Code. Note that city is not always received as part of the initial notification and may be missing while the case is being investigated.

City and county	Cases
Inlet Beach, Walton	171
Missing, St. Johns	169
Fort McCoy, Marion	168
Lee, Madison	168
Wellborn, Suwannee	167
Southport, Bay	163
Geneva, Seminole	161
Saint James City, Lee	160
Anthony, Marion	160
Orlando, Dade	157
Sanibel, Lee	157
Kindred, Osceola	155
Morriston, Levy	153
Mcdavid, Escambia	151
Mcalpin, Suwannee	149
Hallandale Beach, Broward	146
Azalea Park, Orange	146
Alford, Jackson	145
Apopka, Seminole	144
Fern Park, Seminole	144
Weirdale, Marion	142
Hosford, Liberty	141
Longboat Key, Manatee	140
Howey-In-The-Hills, Lake	140
Lakewood Ranch, Manatee	140
Juno Beach, Palm Beach	139
Holmes Beach, Manatee	139
Clair-Mel City, Hillsborough	137
Fountain, Bay	136
Greenacres, Palm Beach	136
Zellwood, Orange	135
Missing, Brevard	133
Orlando, Polk	133
University Of Miami, Dade	132
Micanopy, Alachua	132
Summerland Key, Monroe	131
Hiawassee, Orange	128
Caryville, Washington	128
Astatula, Lake	127
Babson Park, Polk	125
Islamorada, Monroe	124
Bokeelia, Lee	124
Center Hill, Sumter	122
Holt, Okaloosa	119
Madeira Beach, Pinellas	119
Lockhart, Orange	119
Bay Lake, Orange	119
Lauderdale By The Sea, Broward	119
Pomona Park, Putnam	117
Poinciana, Polk	117
The Villages, Lake	117
Missing, Duval	116
Matlacha, Lee	115
Orlando, Broward	115
Missing, Pinellas	110
Viera, Brevard	108
Sopchoppy, Wakulla	107
Altoona, Lake	107
Atlantis, Palm Beach	106

COVID-19: characteristics of 1,404,374 Florida resident cases

Data through Jan 6, 2021 verified as of Jan 7, 2021 at 09:25 AM

Data in this report are provisional and subject to change.

The table below includes the cities and counties of residence for cases in Florida residents based on the patient's ZIP Code. Note that city is not always received as part of the initial notification and may be missing while the case is being investigated.

City and county	Cases
Carrollwood, Hillsborough	105
Lake Helen, Volusia	103
Steinhatchee, Taylor	102
Orlando, Volusia	101
Odessa, Pasco	101
Orlando, Hillsborough	101
Mangonia Park, Palm Beach	99
Osteen, Volusia	98
South Fort Myers, Lee	97
Oak Hill, Volusia	95
Cloud Lake, Palm Beach	94
Hypoluxo, Palm Beach	94
Big Pine Key, Monroe	93
Placida, Charlotte	92
Grant-Valkaria, Brevard	91
Clarksville, Calhoun	91
Missing, Broward	91
Citrus Springs, Citrus	89
Baldwin, Duval	88
Hollister, Putnam	88
Lady Lake, Sumter	87
University Of Fl, Alachua	86
Rocky Point, Hillsborough	85
Temple Terrace, Hillsborough	84
Cutler Bay, Dade	83
Ponce Inlet, Volusia	83
Panacea, Wakulla	83
Maitland, Seminole	82
Golden Beach, Dade	82
Sumterville, Sumter	82
Seville, Volusia	81
San Mateo, Putnam	81
Buena Ventura Lakes, Osceola	80
Kendall, Dade	79
Missing, Collier	79
Hampton, Bradford	78
Harmony, Osceola	78
Waldo, Alachua	78
Inglis, Levy	77
Lake Hamilton, Polk	77
F M, Lee	76
Dinsmore, Duval	75
Lutz, Pasco	75
Belleair Beach, Pinellas	75
Brooker, Bradford	75
Christmas, Orange	75
Missing, Pasco	73
Bascom, Jackson	72
Missing, St. Lucie	72
Florahome, Putnam	72
Orlando, Palm Beach	72
Lamont, Jefferson	71
Avon Park, Polk	71
Orlando, Lake	71
Tierra Verde, Pinellas	70
Hurlburt Field, Okaloosa	70
Lighthouse Point, Broward	69
Palma Ceia, Hillsborough	69
Callaway, Bay	69

COVID-19: characteristics of 1,404,374 Florida resident cases

Data through Jan 6, 2021 verified as of Jan 7, 2021 at 09:25 AM

Data in this report are provisional and subject to change.

The table below includes the cities and counties of residence for cases in Florida residents based on the patient's ZIP Code. Note that city is not always received as part of the initial notification and may be missing while the case is being investigated.

City and county	Cases
Canal Point, Palm Beach	67
Fruit Cove, St. Johns	67
Paisley, Lake	66
Astor, Lake	65
Barefoot Bay, Brevard	65
Pinetta, Madison	64
Missing, Escambia	64
University Of Central Florida, Orange	64
Crystal Beach, Pinellas	62
Eatonville, Orange	62
Air Mail Facility, Dade	62
Ochopee, Collier	62
Stock Island, Monroe	61
University Of South Florida, Hillsborough	60
Bradenton Beach, Manatee	59
The Villages, Marion	59
Welaka, Putnam	58
Patrick Air Force Base, Brevard	58
Bonita Beach, Lee	57
Lorida, Highlands	56
Ocean Ridge, Palm Beach	55
Tyndall Air Force Base, Bay	55
Greensboro, Gadsden	55
Princeton, Dade	54
Fort Denaud, Hendry	54
Missing, Lake	54
Campbellton, Jackson	53
Kathleen, Polk	53
Saint Pete Beach, Pinellas	53
Boca Grande, Lee	51
Missing, Citrus	51
Barry University, Dade	49
North Venice, Sarasota	48
Missing, Hillsborough	48
Orlando, Brevard	47
Georgetown, Putnam	47
Sunny Isles Beach, Dade	47
West Park, Broward	46
Yalaha, Lake	45
Felda, Hendry	45
Florida Gulf Coast Univ, Lee	45
Destin, Walton	44
North Redington Beach, Pinellas	43
Palm Beach Shores, Palm Beach	42
Sewalls Point, Martin	42
Anna Maria, Manatee	42
Walnut Hill, Escambia	42
Treasure Island, Pinellas	42
Dania Beach, Broward	42
Cedar Key, Levy	42
Cinco Bayou, Okaloosa	41
Orlando, Pinellas	41
Singer Island, Palm Beach	40
Cudjoe Key, Monroe	40
Missing, Hernando	40
Heathrow, Seminole	40
University Of Tampa, Hillsborough	39
Reunion, Osceola	39
Bellview, Escambia	38

COVID-19: characteristics of 1,404,374 Florida resident cases

Data through Jan 6, 2021 verified as of Jan 7, 2021 at 09:25 AM

Data in this report are provisional and subject to change.

The table below includes the cities and counties of residence for cases in Florida residents based on the patient's ZIP Code. Note that city is not always received as part of the initial notification and may be missing while the case is being investigated.

City and county	Cases
Manalapan, Palm Beach	38
Micco, Brevard	38
Ona, Hardee	38
Northdale, Hillsborough	38
Miromar Lakes, Lee	38
Missing, Martin	38
Lake Suzy, Desoto	37
Aloma, Orange	36
Town N Country, Hillsborough	36
Missing, Clay	36
Salt Springs, Marion	35
Highland City, Polk	35
Eaton Park, Polk	35
Terra Ceia, Manatee	35
Orlando, Leon	35
Village Of Wellington, Palm Beach	35
Miami Springs, Dade	34
Ebro, Washington	34
Flemington, Marion	34
Miami, Unknown	32
Mexico Beach, Bay	32
Saint Leo, Pasco	32
City Of Sunrise, Broward	31
Kenansville, Osceola	31
Missing, Seminole	31
Naranja, Dade	31
Okahumpka, Lake	31
Waverly, Polk	30
Intercession City, Osceola	30
Highland Beach, Palm Beach	30
Palm Shores, Brevard	30
Missing, Okaloosa	29
Missing, Manatee	29
Gulf Breeze, Escambia	29
Enterprise, Volusia	29
Missing, Nassau	29
Missing, Sumter	28
Hialeah Gardens, Dade	27
Bonita Springs, Collier	27
Bay Pines, Pinellas	27
Duette, Manatee	27
Florida State, Leon	26
Pensacola Beach, Santa Rosa	26
Bagdad, Santa Rosa	26
Missing, Indian River	26
Jupiter, Martin	26
Kinard, Calhoun	25
Caryville, Holmes	25
South Miami Heights, Dade	25
Winter Garden, Lake	25
Key Colony Beach, Monroe	25
South Palm Beach, Palm Beach	25
Univ Of FI Student Dorms, Alachua	25
Nocatee, Desoto	24
Bayonet Point, Pasco	24
Orlando, Pasco	24
University Of Central FI, Orange	24
Miami Shores, Dade	24
Labelle, Glades	24

COVID-19: characteristics of 1,404,374 Florida resident cases

Data through Jan 6, 2021 verified as of Jan 7, 2021 at 09:25 AM

Data in this report are provisional and subject to change.

The table below includes the cities and counties of residence for cases in Florida residents based on the patient's ZIP Code. Note that city is not always received as part of the initial notification and may be missing while the case is being investigated.

City and county	Cases
Penney Farms, Clay	23
North Bay Village, Dade	23
Lulu, Columbia	23
Santa Fe, Alachua	23
Orlando, Duval	23
Pasadena, Pinellas	22
Tioga, Alachua	22
Village Wellington, Palm Beach	22
Dowling Park, Suwannee	22
Missing, Polk	22
Florence Villa, Polk	22
Florida Dept Of Corrections, Union	22
Green Acres, Palm Beach	21
Chokoloskee, Collier	21
Tice, Lee	21
Florida A And M University, Leon	21
Hallandle Beach, Broward	21
Tangerine, Orange	21
Lacoochee, Pasco	21
Poinciana, Osceola	21
Homosassa Springs, Citrus	20
Fort Lauderdale, Dade	20
Orlando, Marion	20
La Crosse, Alachua	20
Horseshoe Beach, Dixie	20
Palmdale, Glades	20
Ponte Vedra, Duval	19
Mcintosh, Marion	19
Sun City, Hillsborough	19
Goulds, Dade	19
Balm, Hillsborough	19
Earleton, Alachua	19
Stetson University, Volusia	18
Indian Lake Estates, Polk	18
Eloise, Polk	18
Babcock Ranch, Lee	18
New Smyrna, Volusia	18
Siesta Key, Sarasota	18
Little Torch Key, Monroe	18
Hawthorne, Putnam	18
Florida International Univ, Dade	18
Cortez, Manatee	18
Bonifay, Washington	18
Homeland, Polk	18
University Of Central Florida, Broward	18
Sparr, Marion	18
Sydney, Hillsborough	17
Long Key, Monroe	17
Lealman, Pinellas	17
Bayshore Gardens, Manatee	17
City Of Westlake, Palm Beach	17
Missing, Walton	17
Bradley, Polk	17
Orlando, Alachua	17
Apopka, Lake	17
Westchase, Hillsborough	17
Perdido Key, Escambia	17
Branford, Lafayette	17
Orange Lake, Marion	17

COVID-19: characteristics of 1,404,374 Florida resident cases

Data through Jan 6, 2021 verified as of Jan 7, 2021 at 09:25 AM

Data in this report are provisional and subject to change.

The table below includes the cities and counties of residence for cases in Florida residents based on the patient's ZIP Code. Note that city is not always received as part of the initial notification and may be missing while the case is being investigated.

City and county	Cases
Saint Marks, Wakulla	16
Wabasso, Indian River	16
Mexico Beach, Gulf	16
Sugarloaf Key, Monroe	16
Venus, Highlands	16
Graceville, Holmes	16
West Panama City Beach, Bay	16
Alturas, Polk	16
Yankeetown, Levy	16
Wausau, Washington	15
Champions Gate, Polk	15
Paxton, Walton	15
Loughman, Polk	15
Pine Hills, Orange	15
Mango, Hillsborough	15
Maitland, Volusia	15
Candler, Marion	14
Ridge Manor, Pasco	14
Laud-By-The-Sea, Broward	14
Lowell, Marion	14
Bostwick, Putnam	14
Crystal Springs, Pasco	14
Winter Park, Polk	14
Village Of Palmetto Bay, Dade	14
Goodland, Collier	14
Indian River Shores, Indian River	14
Orlando, Manatee	14
Ocoee, Lake	14
White Springs, Columbia	14
Bonaventure, Broward	14
University Of Central Fl, Hillsborough	14
Missing, Osceola	14
Tallevast, Manatee	13
Orlando, Lee	13
Pine Castle, Orange	13
Gulf Stream, Palm Beach	13
Miami, Broward	13
Everglades City, Collier	13
Maitland, Polk	13
Murdock, Charlotte	13
Orlando, Flagler	13
Parker, Bay	12
Pembroke Park, Broward	12
Golden Oak, Orange	12
Jensen Beach, St. Lucie	12
Zellwood, Lake	12
Fort Ogden, Desoto	12
Woodville, Leon	12
Westlake, Palm Beach	12
Wewahitchka, Calhoun	12
Maitland, Osceola	12
Florida International University, Dade	12
Mount Dora, Orange	12
Hernando Beach, Hernando	12
Gulf Hammock, Levy	11
Gonzalez, Escambia	11
Holder, Citrus	11
Unknown, Dade	11
Plymouth, Orange	11

COVID-19: characteristics of 1,404,374 Florida resident cases

Data through Jan 6, 2021 verified as of Jan 7, 2021 at 09:25 AM

Data in this report are provisional and subject to change.

The table below includes the cities and counties of residence for cases in Florida residents based on the patient's ZIP Code. Note that city is not always received as part of the initial notification and may be missing while the case is being investigated.

City and county	Cases
Saint George Island, Franklin	11
Forest City, Orange	11
Lake City, Suwannee	11
Archer, Levy	11
Hollywood, Dade	11
Jacksonville, Unknown	11
Buckingham, Lee	11
Ramrod Key, Monroe	10
Telogia, Liberty	10
Trilby, Pasco	10
Fort Charlotte, Charlotte	10
Greenville, Taylor	10
Apopka, Volusia	10
Graham, Bradford	10
Passport, Unknown	10
Union Park, Orange	10
Leisure City, Dade	10
Durant, Hillsborough	10
Wahneta, Polk	10
Lakeshore, Polk	10
Shady Hills, Pasco	10
High Springs, Gilchrist	10
Pensacola Beach, Escambia	10
Saint Johns, Duval	10
Rosemary Beach, Walton	10
Nalcrest, Polk	9
Maxville, Duval	9
Lamont, Madison	9
Rubonia, Manatee	9
Steinhatchee, Dixie	9
Perrine, Dade	9
Roseland, Indian River	9
Dade City, Hernando	9
Laurel Hill, Walton	9
Missing, Bay	9
Orlando, Escambia	9
Fanning Springs, Gilchrist	9
Hillsboro Beach, Broward	9
Cottondale, Washington	9
Daytona Beach Shores, Volusia	9
Orlando, Okaloosa	9
Redington Shores, Pinellas	9
Long Boat Key, Manatee	9
Missing, Taylor	9
Palma Sola, Manatee	9
Trenton, Levy	9
University Park, Manatee	9
Belleair Bluffs, Pinellas	9
Choctaw Beach, Okaloosa	9
Brooksville, Pasco	9
Lake Como, Putnam	9
Lake Buena Vista, Orange	9
Johns Pass Village, Pinellas	8
Watersound, Walton	8
Ferndale, Lake	8
Saint Lucie West, St. Lucie	8
Otter Creek, Levy	8
Missing, Columbia	8
Maitland, Hillsborough	8

COVID-19: characteristics of 1,404,374 Florida resident cases

Data through Jan 6, 2021 verified as of Jan 7, 2021 at 09:25 AM

Data in this report are provisional and subject to change.

The table below includes the cities and counties of residence for cases in Florida residents based on the patient's ZIP Code. Note that city is not always received as part of the initial notification and may be missing while the case is being investigated.

City and county	Cases
Hialeah, Unknown	8
Jerome, Collier	8
Nichols, Polk	8
Orlando, St. Lucie	8
West Delray Beach, Palm Beach	8
Webster, Hernando	8
Indian Creek Village, Dade	8
Florida State Univ Admin, Leon	8
Forest City, Seminole	8
Ozona, Pinellas	7
Missing, Holmes	7
University Of Central FI, Martin	7
Missing, Monroe	7
Suwannee, Dixie	7
Salem, Taylor	7
Mount Plymouth, Lake	7
Missing, Putnam	7
Evinston, Alachua	7
Braden River, Manatee	7
Innovation, Pasco	7
Citrus Ridge, Indian River	7
Redington Beach, Pinellas	7
Ponce De Leon, Walton	7
Maitland, Lake	7
Missing, Sarasota	7
Davenport, Osceola	7
Orlando, Sarasota	7
Lake Monroe, Seminole	7
Pine Ridge, Citrus	7
Kissimmee, Orange	7
Grandin, Putnam	6
Switzerland, St. Johns	6
Palm City, St. Lucie	6
Ocoee, Osceola	6
Sea Ranch Lakes, Broward	6
Winderemere, Orange	6
East Lake, Marion	6
Missing, Unknown	6
N/A, Unknown	6
Seacrest, Walton	6
Orlando, St. Johns	6
Orlando, Hernando	6
Orange Springs, Marion	6
Virginia Gardens, Dade	6
Lake Butler, Bradford	6
Mayport Naval Station, Duval	6
Basinger, Okeechobee	6
Citrus Hills, Citrus	6
Port Saint John, Brevard	6
Morriston, Marion	6
Duck Key, Monroe	6
Orchid, Indian River	6
Lloyd, Jefferson	6
Hutchinson Island, St. Lucie	6
Los Angeles, Dade	5
Cypress, Jackson	5
Ybor City, Hillsborough	5
Kingsley Lake, Bradford	5
Lakewood Ranch, Sarasota	5

COVID-19: characteristics of 1,404,374 Florida resident cases

Data through Jan 6, 2021 verified as of Jan 7, 2021 at 09:25 AM

Data in this report are provisional and subject to change.

The table below includes the cities and counties of residence for cases in Florida residents based on the patient's ZIP Code. Note that city is not always received as part of the initial notification and may be missing while the case is being investigated.

City and county	Cases
Longboat Key, Sarasota	5
Psl, Unknown	5
Winter Garden, Osceola	5
Briny Breezes, Palm Beach	5
Eatonville, Polk	5
Grant Valkaria, Brevard	5
Missing, Flagler	5
Missing, Alachua	5
Windermere, Alachua	5
Okeechobee, Martin	5
Orlando, Collier	5
Ebro, Bay	5
Deer Island, Lake	5
Gibsonia, Polk	5
Westchester, Dade	5
Apopka, Broward	5
Missing, Highlands	5
Putnam Hall, Putnam	5
Quail Heights, Dade	5
Pass, Unknown	5
River Ranch, Polk	5
Stuart, St. Lucie	5
Winter Park, Broward	5
Niceville, Walton	5
Fairfield, Marion	5
Orlando, Charlotte	5
Winter Garden, Seminole	5
White City, Gulf	5
Worthington Springs, Union	5
Missing, Leon	5
Beverly Beach, Flagler	5
Aripeka, Pasco	5
Mayport, Duval	4
Milton, Escambia	4
Maitland, Leon	4
Laurel, Sarasota	4
Holt, Santa Rosa	4
Inlet Beach, Bay	4
Tampa, Pinellas	4
Shady Grove, Taylor	4
Orlando, Santa Rosa	4
Eau Gallie, Brevard	4
Cross Creek, Alachua	4
Indian Shores, Pinellas	4
Captiva, Lee	4
Missing, Jackson	4
Loxahatchee Groves, Palm Beach	4
Live Oak, Madison	4
West Bradenton, Manatee	4
Windermere, Leon	4
University Of Central Florida, Brevard	4
Valkaria, Brevard	4
Saint Augustine Beach, St. Johns	4
Okeechobee, Glades	4
Orlando, Columbia	4
Orlando, Highlands	4
Glen Ridge, Palm Beach	4
Goldenrod, Seminole	4
Scottsmoor, Brevard	4

COVID-19: characteristics of 1,404,374 Florida resident cases

Data through Jan 6, 2021 verified as of Jan 7, 2021 at 09:25 AM

Data in this report are provisional and subject to change.

The table below includes the cities and counties of residence for cases in Florida residents based on the patient's ZIP Code. Note that city is not always received as part of the initial notification and may be missing while the case is being investigated.

City and county	Cases
Wildlight, Nassau	4
Ocean Breeze, Martin	4
Orlando, Bay	4
Barberville, Volusia	4
Grove City, Charlotte	4
Melrose, Bradford	4
Oneco, Manatee	4
Orlando, Citrus	4
Wakulla Springs, Wakulla	4
Missing, Suwannee	4
International Service Center, Dade	4
Alafaya, Broward	4
Elfers, Pasco	4
Fernandina, Nassau	4
El Jobean, Charlotte	4
Bella Collina, Lake	4
Williston, Marion	4
Saint Augustine, Duval	4
Naples, Lee	4
Newberry, Gilchrist	4
Okeechobee, Osceola	4
Missing, Calhoun	4
Miami Gardens, Unknown	4
Fort Lauderdale, Palm Beach	4
Clewiston, Palm Beach	4
Pensacola, Unknown	4
Copeland, Collier	4
Miccosukee, Leon	4
Keystone Heights, Bradford	4
Lamont, Taylor	3
Clarcona, Orange	3
Glenwood, Volusia	3
Ft Pierce, St. Lucie	3
Orlando, Nassau	3
Sugarloaf, Monroe	3
Winter Garden, Leon	3
Westville, Walton	3
Coraopolis, Citrus	3
Conch Key, Monroe	3
Chicago, Lee	3
Branford, Gilchrist	3
Bristol, Calhoun	3
Bayou George, Bay	3
Babcock Ranch, Charlotte	3
Miramar, Dade	3
Orlando, Jackson	3
North Fort Myers, Charlotte	3
Kissimmee, Unknown	3
Jacksonville, Alachua	3
Jacksonville Naval Air Station, Duval	3
Sorrento, Orange	3
San Carlos Park, Lee	3
Umatilla, Marion	3
Seacrest, Bay	3
Point Washington, Walton	3
University Of Central Fl, Seminole	3
Vero Beach, St. Lucie	3
Apopka, Hillsborough	3
Mims, Volusia	3

COVID-19: characteristics of 1,404,374 Florida resident cases

Data through Jan 6, 2021 verified as of Jan 7, 2021 at 09:25 AM

Data in this report are provisional and subject to change.

The table below includes the cities and counties of residence for cases in Florida residents based on the patient's ZIP Code. Note that city is not always received as part of the initial notification and may be missing while the case is being investigated.

City and county	Cases
Missing, Washington	3
Orange Park, Duval	3
Ocean Reef Club, Monroe	3
Nobleton, Hernando	3
Jonesville, Alachua	3
Julington Creek, St. Johns	3
Fernandina Beach, Duval	3
Bowling Green, Polk	3
Fpo, Duval	3
Crescent Beach, Sarasota	3
Cypress Gardens, Polk	3
Day, Lafayette	3
Hollywood, Unknown	3
Indian Rock Beach, Pinellas	3
Inglis, Citrus	3
Monticello, Madison	3
Mayport Naval Housing, Duval	3
Vernon, Bay	3
Windermere, Palm Beach	3
Winter Park, Brevard	3
Samoset, Manatee	3
San Fernando, Unknown	3
Pompano Beach, Palm Beach	3
Margate, Unknown	3
Maitland, Pasco	3
Highland Park, Polk	3
Alys Beach, Bay	3
Alligator Point, Wakulla	3
Eglin, Okaloosa	3
Port Salerno, Martin	3
Winter Garden, Polk	3
Winter Park, Lake	3
Woodside, Broward	3
University Of Central Florida, Palm Beach	3
University Of Central Florida, Pinellas	3
Pp, Dade	3
Pp, Unknown	3
Apopka, Osceola	3
Brewton, Escambia	3
Ocoee, Broward	3
Labelle, Lee	3
Missing, Hendry	3
Orlando, Indian River	3
Orlando, Martin	3
Port Charlotte, Unknown	3
Punta Gorda, Lee	3
Saint Augusaintine Beach, St. Johns	3
Windermere, Seminole	3
Village Of Golf, Palm Beach	3
Lynbrook, Broward	3
Lake Geneva, Clay	3
Miami Gardens, Broward	3
Deerfield Beach, Palm Beach	3
Blountstown, Liberty	3
Hallandale Beach, Unknown	3
Orlando, Union	3
Sunny Hills, Washington	3
Winter Park, Alachua	3
Winter Park, Leon	3

COVID-19: characteristics of 1,404,374 Florida resident cases

Data through Jan 6, 2021 verified as of Jan 7, 2021 at 09:25 AM

Data in this report are provisional and subject to change.

The table below includes the cities and counties of residence for cases in Florida residents based on the patient's ZIP Code. Note that city is not always received as part of the initial notification and may be missing while the case is being investigated.

City and county	Cases
Winter Park, Osceola	3
Jacksonville, Clay	3
Apopka, Dade	3
Bonifay, Jackson	3
Apopka, Flagler	2
Apopka, Marion	2
Apopka, Sarasota	2
Clermont, Polk	2
Doctors Inlet, Clay	2
Deland, Lake	2
Greenville, Jefferson	2
Fort Pierce, Martin	2
Ludlam, Dade	2
Lecanto, Marion	2
Tarpon Springs, Pasco	2
West Palm Beach, Dade	2
Oklawaha, Marion	2
Olustee, Baker	2
Ocoee, Duval	2
Immokalee, Lee	2
Eatonville, Lake	2
Fort Lauderdale, Unknown	2
Fort Myers, Unknown	2
Alligator Point, Franklin	2
Coconut Creek, Unknown	2
Crawfordville, Leon	2
Miami, Palm Beach	2
None, Dade	2
Lakeland, Hillsborough	2
Lutz, Pinellas	2
Lawtey, Union	2
Los Angeles, Okaloosa	2
Winter Garden, Broward	2
Winter Garden, Dade	2
Windermere, Osceola	2
Winter Park, St. Johns	2
Saint Petersburg, Hillsborough	2
Seybold, Dade	2
Upper Key Largo, Monroe	2
Seven Springs, Pasco	2
Port Saint Lucie, Martin	2
Orlando, Unknown	2
Lake Harbor, Palm Beach	2
Lanark Village, Franklin	2
Orlando, Holmes	2
Orlando, Sumter	2
Moore Haven, Hendry	2
Naples, Broward	2
Cassadaga, Volusia	2
Fort Walton Beach, Walton	2
Hialeah Lakes, Dade	2
Dunnellon, Levy	2
Provo, Broward	2
Portland, Unknown	2
Sumatra, Liberty	2
University Of Central Fl, Dade	2
University Of Central Fl, Osceola	2
Windermere, Polk	2
Winter Garden, Brevard	2

COVID-19: characteristics of 1,404,374 Florida resident cases

Data through Jan 6, 2021 verified as of Jan 7, 2021 at 09:25 AM

Data in this report are provisional and subject to change.

The table below includes the cities and counties of residence for cases in Florida residents based on the patient's ZIP Code. Note that city is not always received as part of the initial notification and may be missing while the case is being investigated.

City and county	Cases
Wimauma, Manatee	2
Winter Garden, Hillsborough	2
Pass, Dade	2
Tangerine, Lake	2
Florida Power & Light Co, Dade	2
Amelia City, Nassau	2
Hialeah, Broward	2
Jacksonville, Dade	2
Madison, Unknown	2
Los Angeles, Broward	2
Lockhart, Seminole	2
Port Canaveral, Brevard	2
Seguin, Unknown	2
Sunrise, Unknown	2
Tampa, Broward	2
Oakland Park, Unknown	2
Marysville, Dade	2
Island Grove, Alachua	2
Land O Lakes, Unknown	2
Dade City, Unknown	2
Crestview, Walton	2
Cross Key, Monroe	2
Green Cove Springs, Duval	2
Claysville, Hernando	2
Cibolo, Orange	2
Cape San Blas, Gulf	2
Jupiter Island, Martin	2
Labelle, Collier	2
Jena, Taylor	2
Lauderhill, Unknown	2
Maitland, Palm Beach	2
Long Beach, Orange	2
Longwood, Unknown	2
New Port Richey, Hillsborough	2
Miramar, Unknown	2
Miami, Martin	2
At Large, Broward	2
Alys Beach, Walton	2
Alford, Washington	2
Apopka, Duval	2
East Rockland Key, Monroe	2
Venice, Dade	2
Union, Manatee	2
University Of Central Fl, Broward	2
Winter Park, Collier	2
Winter Park, Duval	2
Winter Park, Hillsborough	2
Sand Lake, Orange	2
Windermere, Hillsborough	2
Winter Park, Volusia	2
Tampa, Hernando	2
Summerfield, Unknown	2
University Of Central Florida, Lee	2
Vero Beach, Unknown	2
Wauchula, Desoto	2
Sebring, Desoto	2
Pompano Beach, Unknown	2
Ormond Beach, Flagler	2
Panama City, Unknown	2

COVID-19: characteristics of 1,404,374 Florida resident cases

Data through Jan 6, 2021 verified as of Jan 7, 2021 at 09:25 AM

Data in this report are provisional and subject to change.

The table below includes the cities and counties of residence for cases in Florida residents based on the patient's ZIP Code. Note that city is not always received as part of the initial notification and may be missing while the case is being investigated.

City and county	Cases
Winter Park, Dade	2
Yeehaw, Okeechobee	2
Jacksonville Naval Hospital, Duval	2
Longview, Dade	2
Jacksonville, Nassau	2
Okeechobee, Lake	2
Melrose, Clay	2
Mesa, Unknown	2
000000, Unknown	2
Cape Haze, Charlotte	2
Boynton Beach, Broward	2
Saint Marys, Nassau	2
Windermere, Lake	2
Venetian Islands, Dade	2
Winter Park, Highlands	2
Wacissa, Jefferson	2
Ocoee, Leon	2
Orlo Vista, Orange	2
Port Saint Lucie, Palm Beach	2
Haines Creek, Lake	2
Fort Lauderdale, Alachua	2
Cross City, Taylor	2
Carl Fisher, Dade	2
Land O Lakes, Hillsborough	2
Milligan, Okaloosa	2
Missing, Okeechobee	2
Lakeland, Unknown	2
Lake Butler, Alachua	1
Kingsland, Nassau	1
Knoxville, Bay	1
Indian Rocks Beach, Duval	1
Key West, Duval	1
Keys West, Unknown	1
Hoclywsod, Dade	1
Hiawassee, Osceola	1
Homeless, Hillsborough	1
Homeless, Monroe	1
Homeless, Pinellas	1
Inwood, Broward	1
Irvine, Marion	1
Jefferson, Dade	1
Jonesboro, Leon	1
Jupiter, Dade	1
Jupiter, St. Lucie	1
Kenilworth, Leon	1
Monroe Township, Palm Beach	1
Moore Haven, Okeechobee	1
Morrisville, Unknown	1
Milford, Lee	1
Missing, Levy	1
North Palm Beach, Orange	1
Northport, Sarasota	1
Oakland, Lee	1
Las Vegas, Palm Beach	1
Ldhl, Broward	1
Little Neck, Lee	1
Micanopy, Marion	1
Mckinney, Broward	1
Miamc, Dade	1

COVID-19: characteristics of 1,404,374 Florida resident cases

Data through Jan 6, 2021 verified as of Jan 7, 2021 at 09:25 AM

Data in this report are provisional and subject to change.

The table below includes the cities and counties of residence for cases in Florida residents based on the patient's ZIP Code. Note that city is not always received as part of the initial notification and may be missing while the case is being investigated.

City and county	Cases
Carmel, Orange	1
Caracas, Dade	1
Boston, Broward	1
Brooklyn, Broward	1
Brooklyn, Dade	1
Brooklyn, Lee	1
Dallas, Hernando	1
Coconut Ck, Unknown	1
Chicago, Unknown	1
Apopka, Brevard	1
Apopka, Clay	1
Apopka, Polk	1
Asheville, Highlands	1
Astoria, Broward	1
Bartow, Hardee	1
Boca Raton, Broward	1
Belle Isle, Osceola	1
Bel Air, Collier	1
Alachua, Duval	1
Alpharetta, Broward	1
Fort Lauderdale, Leon	1
Fort White, Clay	1
Deer Park, Dade	1
Deerfield Beach, Unknown	1
Deland, Seminole	1
Doral, Unknown	1
Downingtown, Hillsborough	1
Dpo, Santa Rosa	1
Hallandale, Unknown	1
Gurabo, Osceola	1
Hernando, Marion	1
Hialeah, Collier	1
Helen, Bay	1
Garden City, Alachua	1
Gaylord, Orange	1
Gotcha, Orange	1
Greensburg, Palm Beach	1
Fisher Island, Unknown	1
Prattville, Hillsborough	1
Prestonsburg, Bay	1
Quincy, Jackson	1
Rapid City, Broward	1
Red Bay, Holmes	1
Piasa, Putnam	1
Palmetto, Pasco	1
Pass-A-Grille Beach, Pinellas	1
Pembroke Lakes, Broward	1
Other, Dade	1
Palmetto Bay, Palm Beach	1
New Middletown, Hillsborough	1
Orlando, Putnam	1
Waipahu, Santa Rosa	1
Ward, Polk	1
Wellborn, Columbia	1
Summnmerville, Unknown	1
Syracuse, Polk	1
Tallahassee, Dade	1
Tamarac, Dade	1
Tavares, Orange	1

COVID-19: characteristics of 1,404,374 Florida resident cases

Data through Jan 6, 2021 verified as of Jan 7, 2021 at 09:25 AM

Data in this report are provisional and subject to change.

The table below includes the cities and counties of residence for cases in Florida residents based on the patient's ZIP Code. Note that city is not always received as part of the initial notification and may be missing while the case is being investigated.

City and county	Cases
Topsham, Manatee	1
Town Of Nocatee, St. Johns	1
University Of Central Fl, Pinellas	1
Unkn, Duval	1
Suitland, Volusia	1
Shirley, Flagler	1
Seminole, Leon	1
Russellville, Bay	1
Saint Joseph, Volusia	1
San Antonio, Orange	1
Woodbine, Nassau	1
Winter Garden, Marion	1
Winter Park, Citrus	1
Winter Park, Hendry	1
West Yarmouth, St. Lucie	1
Winter Garden, Duval	1
Brandon, Pinellas	1
Bonita, Lee	1
Bocaraten, Palm Beach	1
Bronson, Alachua	1
Brooker, Alachua	1
Alva, Escambia	1
Arcadia, Highlands	1
Baker, Santa Rosa	1
Armstrong, St. Johns	1
Atl, Brevard	1
Belmont, Santa Rosa	1
Blountstown, Broward	1
Belle Isle, Duval	1
Cincinnati, Dade	1
Champions Gate, Osceola	1
Dfafs, Okaloosa	1
Davie, Unknown	1
Dayton, Orange	1
Gainesville, Okaloosa	1
Floral, Okaloosa	1
Edgewood, Broward	1
Middletown, Osceola	1
Macclenny, Duval	1
Mantua, Broward	1
Mayaguez, Dade	1
Oldsrav, Manatee	1
North Laud, Unknown	1
Ocoee, Unknown	1
Murrieta, Seminole	1
Monroe, Hillsborough	1
Longwood, Broward	1
Lucedale, St. Lucie	1
Lakeland, Palm Beach	1
Hialeahgardens, Dade	1
Gibsonton, Unknown	1
Greenbrier, Bay	1
Groveland, Orange	1
Hoosick Falls, Broward	1
Hosford, Calhoun	1
Interlachen, Duval	1
Wtixrat, Dade	1
Pembroke Pines, Dade	1
Pensacola, Sumter	1

COVID-19: characteristics of 1,404,374 Florida resident cases

Data through Jan 6, 2021 verified as of Jan 7, 2021 at 09:25 AM

Data in this report are provisional and subject to change.

The table below includes the cities and counties of residence for cases in Florida residents based on the patient's ZIP Code. Note that city is not always received as part of the initial notification and may be missing while the case is being investigated.

City and county	Cases
Paducah, Manatee	1
Perth Amboy, Hillsborough	1
Puerto Rico, Unknown	1
Randolph, Orange	1
Refused, Unknown	1
Sanford, Orange	1
Sharpes, Brevard	1
Powell, Lee	1
Saint Petersburg, Charlotte	1
Saint Lucie Village, St. Lucie	1
Westlake Village, Unknown	1
Watersound, Bay	1
Windermere, Volusia	1
Ventura, Orange	1
Unk, Duval	1
Sunrtise, Dade	1
Tallahassee, Gadsden	1
Tallahassee, Madison	1
Toms River, Lee	1
Tourist, Dade	1
Trenton, Dixie	1
Unknown, Unknown	1
Winter Springs, Orange	1
Youngstown, Washington	1
Zellwood, Brevard	1
Zellwood, Osceola	1
Winnetka, Dade	1
Sandestin, Walton	1
Saint Petersburg, Duval	1
Port Charlotte, Lee	1
St Peterburg, Orange	1
Stiamk, Dade	1
Scottsdale, Brevard	1
Surfside Beach, Orange	1
Sun City Center, Lee	1
Pompano Beach, Dade	1
Pompano Beach, Osceola	1
Pine Hills, Polk	1
Pensacola Naval Hospital, Escambia	1
Port Saint Lucie, Marion	1
Port St Luice, Unknown	1
Port St. Lucie, St. Lucie	1
Roswell, Bay	1
Ruskin, Dade	1
Ruskin, Manatee	1
Winter Park, Manatee	1
Winter Park, Palm Beach	1
Winter Park, Pinellas	1
Weston, Unknown	1
Wildwood, Lee	1
West Hollywood, Broward	1
West Palm Beach, Unknown	1
Waverly, Duval	1
Wabasha, Clay	1
Tavares, Unknown	1
Temple, Palm Beach	1
Unknown, Duval	1
Upland, Manatee	1
Delray Beach, Broward	1

COVID-19: characteristics of 1,404,374 Florida resident cases

Data through Jan 6, 2021 verified as of Jan 7, 2021 at 09:25 AM

Data in this report are provisional and subject to change.

The table below includes the cities and counties of residence for cases in Florida residents based on the patient's ZIP Code. Note that city is not always received as part of the initial notification and may be missing while the case is being investigated.

City and county	Cases
Fort Lauderdale, Lee	1
Fort Pierce, Brevard	1
Fort Worth, Broward	1
Franklin, Orange	1
Gainesville, Santa Rosa	1
Gwynn Oak, Polk	1
High Springs, Columbia	1
Indianapolis, Lee	1
Belle Isle, Seminole	1
Boys Ranch, Suwannee	1
Coal City, Pasco	1
Celebration, Orange	1
Chicago, Broward	1
Commerce Township, Manatee	1
Crawfordville, Alachua	1
Crescent City, Marion	1
Crestview, Unknown	1
Altamonte Springs, Orange	1
O, Unknown	1
Addison, Pasco	1
Alafaya, Dade	1
Anastasia Island, St. Johns	1
Apo, Collier	1
Apopka, Alachua	1
Apopka, Citrus	1
Austin, Dade	1
Azalea Park, Broward	1
Arabi, Orange	1
Big Torch Key, Monroe	1
Black, Holmes	1
Boca Raton, Lee	1
Bonifay, Unknown	1
Bonnie, St. Johns	1
Milford, Bay	1
Miami Beach, Unknown	1
Na, Dade	1
Naples, Leon	1
Missing, Desoto	1
Newaygo, Charlotte	1
North Port, Charlotte	1
Okeechobee, Highlands	1
Painted Post, Pasco	1
Palatka, Marion	1
Los Angeles, Orange	1
Littleton, St. Johns	1
Mattoon, Lee	1
Marianna, Leon	1
Marianna, Washington	1
Mary Esther, Hillsborough	1
Lecanto, Palm Beach	1
Lake In The Hills, Broward	1
Lake Worth, Unknown	1
Jupiter, Pinellas	1
Kansas City, Palm Beach	1
Clearwater, Leon	1
Clarcona, Seminole	1
Bradenton, Lee	1
Bogota, Unknown	1
Canton, Duval	1

COVID-19: characteristics of 1,404,374 Florida resident cases

Data through Jan 6, 2021 verified as of Jan 7, 2021 at 09:25 AM

Data in this report are provisional and subject to change.

The table below includes the cities and counties of residence for cases in Florida residents based on the patient's ZIP Code. Note that city is not always received as part of the initial notification and may be missing while the case is being investigated.

City and county	Cases
Callahan, Duval	1
Alafaya, Pinellas	1
Apopka, Leon	1
Atlanta, Walton	1
Attalla, Broward	1
Autaugaiville, Broward	1
Azalea Park, Lake	1
Azalea Park, Polk	1
Glen Cove, Unknown	1
Glen Saint Mary, Duval	1
Gainesville, Levy	1
Fleming Island, Duval	1
Crystal River, Marion	1
Crestview, Broward	1
Dalecity, Okaloosa	1
Deerfield Beach, Polk	1
Defuniak Springs, Okaloosa	1
Eatonville, Hillsborough	1
Landolakes, Unknown	1
Lawton, Okaloosa	1
Lima, Volusia	1
Macclenny, Dixie	1
Madison, Jefferson	1
Lake Forest, Collier	1
Jacksonville, Baker	1
Irmo, Unknown	1
Key West, Palm Beach	1
Kilgore, Dade	1
Jupiter Inlet, Palm Beach	1
Jzx, Unknown	1
Greensboro, Leon	1
Miami Dade, Unknown	1
Metter, Manatee	1
Missing, Lafayette	1
Miamksaohes, Dade	1
Monument, Broward	1
Mokena, Lee	1
Morrisville, Palm Beach	1
North Brunswick, St. Lucie	1
North Lauderdale, Unknown	1
Ocala, Duval	1
Ocoee, Manatee	1
North Porte, Unknown	1
Notrealville, Polk	1
Orlando, Clay	1
Orem, Dade	1
Okeechobi, Unknown	1
Orlando, Gadsden	1
Orlando, Walton	1
Oviedo, Lake	1
Pensacola, Dade	1
Plantation Key, Monroe	1
Plantation, Leon	1
Panomo City, Bay	1
Twentynine Palms, Broward	1
Surprise, Unknown	1
Syracuse, Unknown	1
Sarasota, Unknown	1
St Cloud, Orange	1

COVID-19: characteristics of 1,404,374 Florida resident cases

Data through Jan 6, 2021 verified as of Jan 7, 2021 at 09:25 AM

Data in this report are provisional and subject to change.

The table below includes the cities and counties of residence for cases in Florida residents based on the patient's ZIP Code. Note that city is not always received as part of the initial notification and may be missing while the case is being investigated.

City and county	Cases
Saint Petersburg, Bay	1
San Marcos, Unknown	1
Pooler, Broward	1
Ridgewood, Lee	1
Roseville, Broward	1
Port St. Lucie, Unknown	1
Putnam, Putnam	1
Xifamk, Dade	1
Winfield, Hillsborough	1
Winter Garden, Lee	1
Winter Garden, Unknown	1
Winter Park, Bay	1
Vernon, Walton	1
University Of Central Florida, Duval	1
Venezuela, Unknown	1
Whippany, Volusia	1
Weirsdale, Lake	1
Loganville, Orange	1
Live Oak, Columbia	1
Longwood, Orange	1
Miami Garden, Unknown	1
Miami, Monroe	1
Miamii, Dade	1
Miamt, Dade	1
Mid Florida, Seminole	1
Middleburg, Duval	1
N/A, Duval	1
Naples, Alachua	1
Jeffersonville, Broward	1
Knoxville, Escambia	1
Lake Mary, Lake	1
Lauderdale Hill, Unknown	1
Lake Worth, Broward	1
Hickory, Lee	1
Hallandate Ben, Unknown	1
Homeless, Dade	1
Amelia Village, Nassau	1
Apple Creek, Citrus	1
Altamonte, Orange	1
Alva, Collier	1
333, Unknown	1
Alafaya, Volusia	1
Allentown, Putnam	1
Bear Grass, Palm Beach	1
Azalea Park, Osceola	1
Chipley, Holmes	1
Chipley, Jackson	1
Colorado Springs, Unknown	1
Conifer, Lee	1
Coco River, Collier	1
Bryn Mawr, Palm Beach	1
Camden Wyoming, Duval	1
Chattanooga, Dade	1
Fort Denaud, Glades	1
Everett, Dade	1
FI State Lot, Leon	1
Fortlauderdale, Unknown	1
Ft Pierce, Unknown	1
Garland, Orange	1

COVID-19: characteristics of 1,404,374 Florida resident cases

Data through Jan 6, 2021 verified as of Jan 7, 2021 at 09:25 AM

Data in this report are provisional and subject to change.

The table below includes the cities and counties of residence for cases in Florida residents based on the patient's ZIP Code. Note that city is not always received as part of the initial notification and may be missing while the case is being investigated.

City and county	Cases
El Paso, Unknown	1
Eatonville, Seminole	1
Destin, Unknown	1
Tampa, Manatee	1
Steinhatchee, Alachua	1
Port Saint Lucie, Indian River	1
Russellville, Hillsborough	1
Saint Augustine, Okaloosa	1
Saint Teresa, Wakulla	1
San Diego, Unknown	1
Westerville, Hillsborough	1
University Of Central Florida, Hillsborough	1
Vero Beach, Brevard	1
Village Of Palm Springs, Palm Beach	1
Webster, Pasco	1
University Of Central Fl, Pasco	1
Union City, Bradford	1
Pompano Beach, Alachua	1
Pine Hills, Broward	1
Porter Ranch, Dade	1
Raiford, Bradford	1
Republic, Monroe	1
Ridgewood, Broward	1
Riverview, Manatee	1
Roseland, Palm Beach	1
Old Town, Gilchrist	1
Palm City, Unknown	1
Oviedo, Leon	1
Ocoee, Hillsborough	1
Ocala, Unknown	1
Opa Locka, Polk	1
Orem, Sarasota	1
Orem, Unknown	1
Woodland Hills, Brevard	1
Windermere, Dade	1
Winston Salem, Unknown	1
Wilbur By The Sea, Volusia	1
Willowbrook, Lee	1
Windermere, Lee	1
Winter Garden, Sumter	1
University Of Central Fl, St. Johns	1
University Of Central Florida, Dade	1
Telluride, Lee	1
Tampa, Jackson	1
Tinley Park, Lee	1
Wayne, Dade	1
West Simsbury, Collier	1
Sumter Ville, Unknown	1
Springhill, Unknown	1
South Otselic, Dade	1
Saint Petersburg, Dade	1
San Juan, Osceola	1
San Pedro Sula, Dade	1
Sandy, Duval	1
Richmond Heights, Dade	1
Rochester, Lee	1
Rosemary Beach, Bay	1
Plant City, Pinellas	1
Plantation, Unknown	1

COVID-19: characteristics of 1,404,374 Florida resident cases

Data through Jan 6, 2021 verified as of Jan 7, 2021 at 09:25 AM

Data in this report are provisional and subject to change.

The table below includes the cities and counties of residence for cases in Florida residents based on the patient's ZIP Code. Note that city is not always received as part of the initial notification and may be missing while the case is being investigated.

City and county	Cases
Ponce, Orange	1
Port Charlotte Fl, Unknown	1
Duke Field Air Force Station, Okaloosa	1
Flora, Lee	1
Fdsf, Unknown	1
Fruitland Park, Sumter	1
Fwb, Unknown	1
Gastonia, Polk	1
Hilliard, Dade	1
Hollywood, Leon	1
Holt, Unknown	1
Humble, Broward	1
Havanna, Gadsden	1
Knoxville, Duval	1
Green, Clay	1
Greensburg, Orange	1
Greenville, Monroe	1
Gulf Shores, Escambia	1
Bryn Mawr, Collier	1
Apalachicola, Leon	1
Apopka, Palm Beach	1
Aspen, Palm Beach	1
Atlanta, Broward	1
Aurburndale, Polk	1
Azalea Park, Sarasota	1
Bartow, Unknown	1
Boca Rotan, Unknown	1
Deltona , Volusia	1
Clermont, Unknown	1
Columbia, Orange	1
Coral Springs, Unknown	1
Cornelius, Leon	1
Crestview, Dade	1
Dade City, Polk	1
Dania, Unknown	1
Darien, Pasco	1
Naugatuck, Lee	1
New Vernon, Sarasota	1
New York, Broward	1
Oakland, Broward	1
Oakland, Manatee	1
Myakka, Duval	1
Opa Locka, Unknown	1
Ocoee, Polk	1
Pensacola, Santa Rosa	1
Los Angeles, Polk	1
Lakewood, Unknown	1
Middleburg, Unknown	1
Minneapolis, Broward	1
Missing, Charlotte	1
Maitland, Unknown	1
Melbourne, Orange	1
Miami Beach, Palm Beach	1
Miami Granders, Dade	1
Orlando, Washington	1
Palm Coast, Polk	1
Palm Coast, Volusia	1
Parker, Dade	1
Oooooo, Unknown	1

COVID-19: characteristics of 1,404,374 Florida resident cases

Data through Jan 6, 2021 verified as of Jan 7, 2021 at 09:25 AM

Data in this report are provisional and subject to change.

The table below includes the cities and counties of residence for cases in Florida residents based on the patient's ZIP Code. Note that city is not always received as part of the initial notification and may be missing while the case is being investigated.

City and county	Cases
Rex, Duval	1
Port Everglades, Broward	1
Peoria, Unknown	1
Pacifica, Dade	1
Sun City Center, Hardee	1
Tallahassee, Duval	1
Tampa, Palm Beach	1
Tulsa, Orange	1
University Of Central Fl, Clay	1
Saxis, Lee	1
Sebring, Lee	1
Spring Hill , Hernando	1
Starke, Clay	1
Stone Mountain, Palm Beach	1
Saint Petersburg, St. Lucie	1
Saint Johns, Unknown	1
Rye, Duval	1
Zolfo Springs, Polk	1
Winter Park, Calhoun	1
Winter Park, Indian River	1
Winter Park, Lee	1
Windermere, Pasco	1
Vernon, Unknown	1
Winter Garden, Pinellas	1
Washington, Unknown	1
Wekiva Springs, Seminole	1
West Villages, Sarasota	1
Wichita, Volusia	1
Winder Garden, Orange	1
Windermere, Broward	1
Louisville, Manatee	1
Los Angeles Ca, Unknown	1
Lewisburg, Pasco	1
Littleton, Dade	1
Maitland, Dade	1
Lake City, Hamilton	1
Jerusalem, St. Johns	1
La Grange, Dade	1
North Pole, Seminole	1
North Port, Lee	1
Mount Pleasant, Gadsden	1
Navarre, Okaloosa	1
New Orleans, Palm Beach	1
Newark, Broward	1
Newburgh, Bay	1
Marshall, Dade	1
Miami Lakes, Unknown	1
Miami, Hillsborough	1
Miami, Orange	1
Middlesburg, Duval	1
Missing, Hardee	1
Clermont, Osceola	1
Clewiston, Glades	1
Deland, St. Lucie	1
Deltona, Orange	1
Cartersville, Unknown	1
Anaheim, Unknown	1
Alafaya, Palm Beach	1
Athens, Duval	1

COVID-19: characteristics of 1,404,374 Florida resident cases

Data through Jan 6, 2021 verified as of Jan 7, 2021 at 09:25 AM

Data in this report are provisional and subject to change.

The table below includes the cities and counties of residence for cases in Florida residents based on the patient's ZIP Code. Note that city is not always received as part of the initial notification and may be missing while the case is being investigated.

City and county	Cases
Bogota, Orange	1
Bradington, Manatee	1
Bronx, Palm Beach	1
Blountstown, Jackson	1
Belle Isle, Dade	1
Fort Pierce, Unknown	1
Gotha, Palm Beach	1
Eatonville, Osceola	1
Cypress, Leon	1
Edgewood, Osceola	1
Homeless, Polk	1
Homosassa, Hernando	1
Harrison, Pinellas	1
Granada Hills, Broward	1
Hailandale, Unknown	1
Hialeah, Bay	1
Ocoee, Lee	1
Ocoee, Volusia	1
Okeechobee, St. Lucie	1
Opalocka, Dade	1
Palm Coast, Duval	1
Orlando, Hendry	1
Orlando, Levy	1
Pineland, Lee	1
Saint Cloud, Lee	1
Saint Johns, Orange	1
San Antonio, Sarasota	1
San Antonio, Unknown	1
Sanford, Volusia	1
Perry, Leon	1
Palm Springs North, Dade	1
Provincetown, Collier	1
Weston, Dade	1
Wheaton, Lee	1
Wesley Chapel, Alachua	1
Virginia Beach, Hernando	1
University Of Central Florida, Monroe	1
Tewksbury, Orange	1
Toms River, Dade	1
Tampa Palms, Hillsborough	1
Tangerine, Seminole	1
Soldotna, Broward	1
South Burlington, Orange	1
Steinhatchee, Madison	1
Wood River, Polk	1
Lemoyne, Manatee	1
Marianna, Calhoun	1
Magnolia Square, Osceola	1
Maitland, Alachua	1
Lawrence Township, Palm Beach	1
Las Vegas, Orange	1
New Richmond, Volusia	1
Oakland, Lake	1
Oakland, Leon	1
Melrose, Alachua	1
Miamf, Dade	1
Miami G, Dade	1
Miami, Collier	1
Gotha, Leon	1

COVID-19: characteristics of 1,404,374 Florida resident cases

Data through Jan 6, 2021 verified as of Jan 7, 2021 at 09:25 AM

Data in this report are provisional and subject to change.

The table below includes the cities and counties of residence for cases in Florida residents based on the patient's ZIP Code. Note that city is not always received as part of the initial notification and may be missing while the case is being investigated.

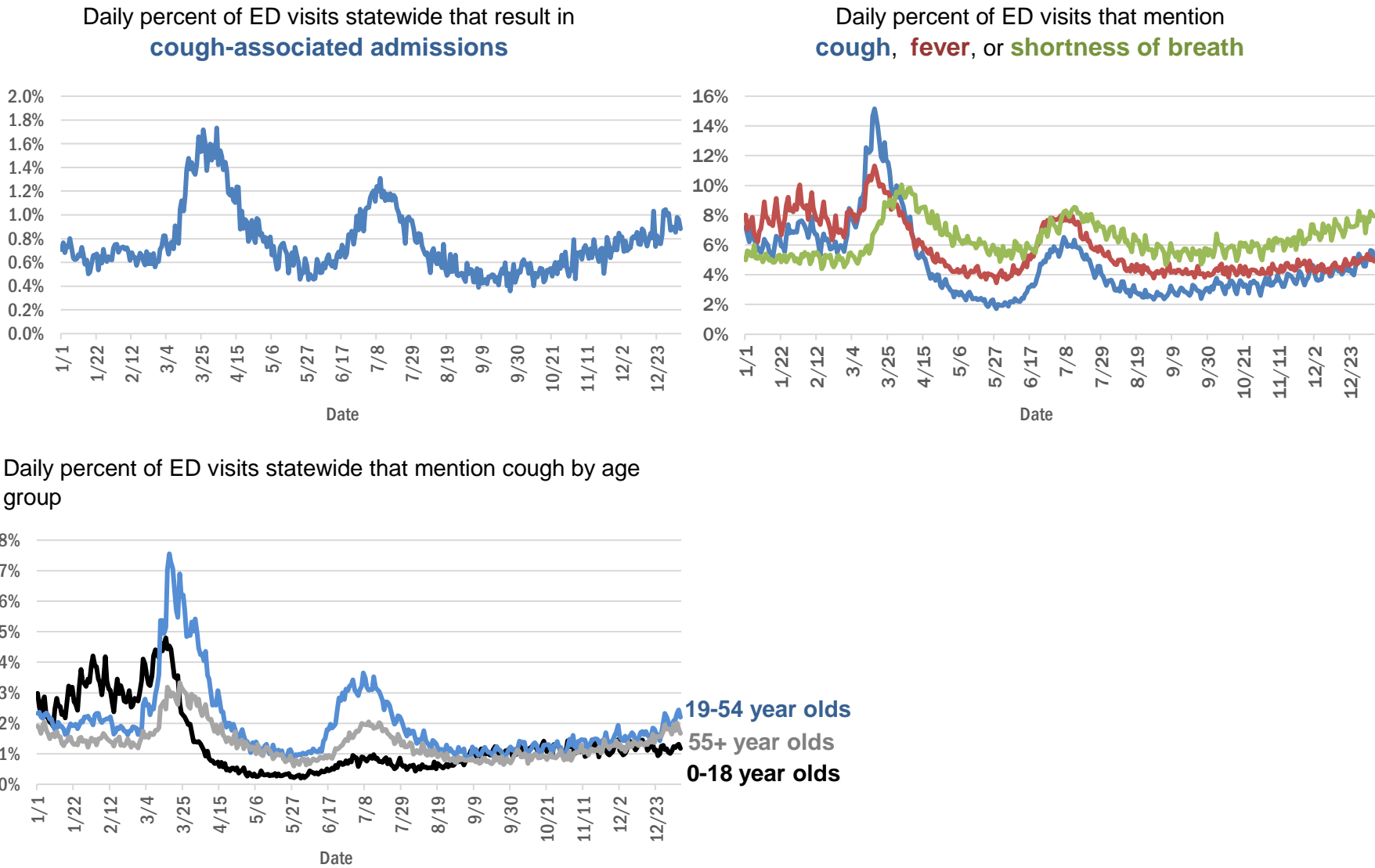
City and county	Cases
Gilmer, Dade	1
Haverford, Hillsborough	1
Kingsland, Duval	1
Kissimmee, Brevard	1
Lake Placid, Alachua	1
Lander, Citrus	1
Deland, Polk	1
Dallas, Lee	1
De Leon Springs, Putnam	1
Estero, Collier	1
Fanning Springs, Levy	1
Columbus, Brevard	1
Cookeville, Seminole	1
Crestview, Holmes	1
Cumberland, Palm Beach	1
Dade City, Hillsborough	1
Charlotte, Pasco	1
Clear Brook, Lee	1
Clermont, Orange	1
Apopka, St. Lucie	1
Belle Isle, Polk	1
Apopka, Manatee	1
99, Unknown	1
Alanson, Bay	1
Aollywoss, Dade	1
Boca Raton, Unknown	1
Bohealia, Lee	1
Blowing Rock, Polk	1
Carol Stream, Orange	1
Bryant, Alachua	1
Total	1,404,374

COVID-19: additional surveillance information

Data through Jan 6, 2021 verified as of Jan 7, 2021 at 09:25 AM

Data in this report are provisional and subject to change.

Statewide emergency department (ED) chief complaint and admission data



The Electronic Surveillance System for the Early Notification of Community-Based Epidemics (ESSENCE-FL) includes chief complaint data from 211 of 211 Florida EDs. Data are transmitted electronically to ESSENCE-FL daily or hourly.

COVID-19: testing by laboratory

Data through Jan 6, 2021 verified as of Jan 7, 2021 at 09:25 AM

Data in this report are provisional and subject to change.

The numbers in the table below represent the number of Florida and non-Florida residents for whom test results were received by the Department of Health. A person can be tested by more than one laboratory and can have both positive and negative results. **Therefore, the sum of the numbers in each column will be larger than the total number of people tested.**

Reporting lab	Inconclusive	Negative	Positive	Percent positive	Total
LABORATORY CORPORATION OF AMERICA	2,185	1,376,095	180,463	12%	1,558,743
QUEST DIAGNOSTICS	10,205	1,214,631	175,082	13%	1,399,918
CURATIVE LABS	10,542	1,053,532	145,424	12%	1,209,498
BIO REFERENCE LABORATORIES, INC	7,283	803,573	149,715	16%	960,571
HELIX	4,771	385,873	62,294	14%	452,938
GENETWORX	661	390,607	32,937	8%	424,205
REALTOX LABS LLC	3,915	352,563	56,346	14%	412,824
CDR MAGUIRE - HEALTH CARE CENTER		247,238	36,641	13%	283,879
RCA LABORATORY SERVICES, LLC		249,558	22,286	8%	271,844
EAST FLORIDA STATE COLLEGE - BREVARD		212,889	26,986	11%	239,875
REAL DIAGNOSTICS	1,302	178,646	24,713	12%	204,661
IMPACT HEALTH BIOMETRIC TESTING, INC	978	179,654	19,570	10%	200,202
NOMI_HEALTH	388	168,794	24,548	13%	193,730
NOMI HEALTH LAB SERVICES		172,661	19,566	10%	192,227
BPHL-JACKSONVILLE	18	134,129	23,233	15%	157,380
MAKO GENOMICS	6,295	122,031	20,978	14%	149,304
ELABNETWORK	1,058	134,002	11,227	8%	146,287
ADVENTHEALTH LAB	99	118,776	13,941	10%	132,816
MAYO CLINIC LABORATORIES	302	118,131	14,330	11%	132,763
NORTHWEST LABORATORY	246	121,016	6,471	5%	127,733
BAYCARE LABORATORIES LLC	503	110,822	9,913	8%	121,238
ADVENT HEALTH LAB	112	101,260	13,957	12%	115,329
MEDICAL DIAGNOSTIC LABORATORIES	971	98,165	14,115	12%	113,251
MEMORIAL REGIONAL HOSPITAL SOUTH	23	94,258	18,953	17%	113,234
BPHL-MIAMI	225	96,969	16,020	14%	113,214
FULGENT DIAGNOSTICS LABORATORY	2,001	100,353	10,262	9%	112,616
BIOCOLLECTIONS WORLDWIDE, INC	667	97,785	12,379	11%	110,831
ASCENSION SACRED HEART HOSPITAL - PENSACOLA	2	95,734	14,147	13%	109,883
ORLANDO HEALTH SYSTEM	623	93,352	9,416	9%	103,391
KORVALABS, INC	1,282	90,948	4,666	5%	96,896
BPHL-TAMPA (SPECTRUM BLVD)	45	72,275	13,115	15%	85,435
PWNHEALTH	235	75,706	8,049	10%	83,990
TAMPA GENERAL HOSPITAL	4	76,747	6,987	8%	83,738
SUNPATH MEDICAL DIAGNOSTICS LABORATORY	732	71,544	10,697	13%	82,973
UF HEALTH MEDICAL LAB	33	74,677	6,849	8%	81,559
DIATHERIX LABORATORIES		69,358	10,065	13%	79,423
TESTING MATTERS INC	181	68,634	10,041	13%	78,856
AKESOGEN		66,939	11,863	15%	78,802
BAPTIST HEALTH SOUTH FLORIDA	293	61,742	9,806	14%	71,841
ASCENSION ST VINCENT'S - RIVERSIDE	1	56,327	7,861	12%	64,189
JACKSON MEMORIAL HOSPITAL CLINICAL LAB	79	50,543	9,534	16%	60,156
LAKELAND REGIONAL MEDICAL CENTER	128	50,895	6,399	11%	57,422
UF HEALTH SHANDS HOSPITAL	345	50,710	3,525	6%	54,580
SOUTH MIAMI HOSPITAL LAB	248	46,654	6,636	12%	53,538
ARUP LABORATORIES	16	50,004	2,908	5%	52,928
AMERICAN HEALTH ASSOCIATES	9	46,984	3,534	7%	50,527
AIT LABORATORIES		44,902	5,349	11%	50,251

COVID-19: testing by laboratory

Data through Jan 6, 2021 verified as of Jan 7, 2021 at 09:25 AM

Data in this report are provisional and subject to change.

The numbers in the table below represent the number of Florida and non-Florida residents for whom test results were received by the Department of Health. A person can be tested by more than one laboratory and can have both positive and negative results. **Therefore, the sum of the numbers in each column will be larger than the total number of people tested.**

Reporting lab	Inconclusive	Negative	Positive	Percent positive	Total
VIRACOR EUROFINS		35,086	9,728	22%	44,814
APPLIED INGENUITY DIAGNOSTICS LLC		41,866	1,845	4%	43,711
BAPTIST HEALTH - JACKSONVILLE	4	37,825	2,872	7%	40,701
INGENIOUS PERSONALIZED MEDICINE	147	33,351	6,837	17%	40,335
TALLAHASSEE MEMORIAL HOSPITAL	198	35,761	4,321	11%	40,280
ORANGE COUNTY CONVENTION CENTER		33,330	3,657	10%	36,987
MIAMI DADE COUNTY☐		32,093	3,528	10%	35,621
SARASOTA MEMORIAL HOSPITAL MAIN LAB	12	31,618	2,774	8%	34,404
BROWARD GENERAL MEDICAL CENTER-CLINICAL LAB	2	30,777	3,200	9%	33,979
LEE HEALTH - CAPE CORAL HOSPITAL	3	29,059	4,786	14%	33,848
WALGREENS	31	28,364	5,238	16%	33,633
MILLENNIUM PHYSICIAN GROUP	17	28,243	5,110	15%	33,370
AEGIS SCIENCES CORPORATION	174	28,217	4,672	14%	33,063
UNIVERSITY OF MIAMI HOSPITAL	32	28,896	3,078	10%	32,006
GENESIS REFERENCE LABORATORIES		28,488	3,207	10%	31,695
NICKLAUS CHILDREN'S HOSPITAL	58	27,377	4,013	13%	31,448
FLORIDA HOSPITAL - TAMPA	37	28,731	2,490	8%	31,258
UF HEALTH JACKSONVILLE	44	27,602	3,023	10%	30,669
ECCO LAB GROUP CO	423	25,019	4,078	14%	29,520
ADVENTIST HEALTH SYSTEMS SUNBELT INC DBA		23,227	2,019	8%	25,246
NORTH FLORIDA REGIONAL MEDICAL CENTER		22,513	2,676	11%	25,189
ST JOSEPHS HOSPITAL LABORATORY	22	21,883	2,864	12%	24,769
MOUNT SINAI MEDICAL CENTER	9	22,303	2,296	9%	24,608
JUPITER MEDICAL CENTER LAB	61	22,206	2,015	8%	24,282
BRANDON REGIONAL HOSPITAL		21,439	2,797	12%	24,236
PALMETTO GENERAL HOSPITAL LAB	3	18,733	3,951	17%	22,687
JFK MEDICAL CENTER LAB	1	19,707	2,520	11%	22,228
ACCESS DX LABORATORY	205	19,472	1,961	9%	21,638
DWIC OF TAMPA BAY INC		19,957	1,668	8%	21,625
STATLAB_MOBILE	1	19,248	1,986	9%	21,235
ADVENT HEALTH - DAYTONA BEACH	32	18,889	1,500	7%	20,421
NAPLES COMMUNITY HOSPITAL	66	18,196	1,872	9%	20,134
INTEGRATED REGIONAL LABORATORIES LLP		17,223	2,753	14%	19,976
LAB DIAGNOSTICS LLC	381	13,847	5,217	27%	19,445
PANCARE OF FLORIDA INC		17,367	1,935	10%	19,302
AVENTUS BIO LABS	16	16,750	2,320	12%	19,086
PATIENTS FIRST LAKE ELLA MEDICAL CENTER PA		15,687	2,856	15%	18,543
MORTON PLANT HOSPITAL-ADLER INSTITUTE	26	16,568	1,844	10%	18,438
WATSON CLINIC LLP		14,966	3,376	18%	18,342
EXACT SCIENCES LABORATORIES		16,364	1,905	10%	18,269
HOLY CROSS HOSPITAL CLINICAL LAB	1	16,692	1,353	7%	18,046
HEALTHLINK DIAGNOSTIC LABORATORIES	205	16,183	1,639	9%	18,027
STS LAB 2 LLC	6	17,097	765	4%	17,868
DRS CLACK SPENCER WHITE & MCCORMACK PA D/B/A		16,163	1,655	9%	17,818

COVID-19: testing by laboratory

Data through Jan 6, 2021 verified as of Jan 7, 2021 at 09:25 AM

Data in this report are provisional and subject to change.

The numbers in the table below represent the number of Florida and non-Florida residents for whom test results were received by the Department of Health. A person can be tested by more than one laboratory and can have both positive and negative results. **Therefore, the sum of the numbers in each column will be larger than the total number of people tested.**

Reporting lab	Inconclusive	Negative	Positive	Percent positive	Total
SAINT MARY'S MEDICAL CENTER	22	15,728	1,844	10%	17,594
HEALTH CENTER AT SINAI RESIDENCES		16,942	506	3%	17,448
BIOCERNA LABS	461	14,582	2,112	12%	17,155
INFINITY BIOLOGIX LLC	49	14,600	587	4%	15,236
LEESBURG REGIONAL MEDICAL CENTER		13,115	1,676	11%	14,791
OSCEOLA REGIONAL MEDICAL CENTER	1	12,693	1,827	13%	14,521
INDIAN RIVER MEDICAL CENTER LAB		13,669	851	6%	14,520
CLEVELAND CLINIC HOSPITAL LAB	4	12,706	1,709	12%	14,419
NIGHT LITE PEDIATRIC CENTER LLC		12,793	1,411	10%	14,204
HOMESTEAD HOSPITAL CLINICAL LABORATORY	25	11,699	2,437	17%	14,161
BAYFRONT HEALTH - ST PETERSBURG	17	12,036	1,952	14%	14,005
MEMORIAL HOSPITAL JACKSONVILLE	8	11,578	2,264	16%	13,850
MALABAR MEDICAL WALK IN CLINIC		11,592	1,802	13%	13,394
WELLINGTON REGIONAL MED CTR LAB	5	11,898	1,451	11%	13,354
AHALABS		12,374	709	5%	13,083
ORANGE PARK MEDICAL CENTER	9	10,694	2,116	17%	12,819
NORTHWEST MEDICAL CENTER	1	11,228	1,566	12%	12,795
MEMORIAL REGIONAL HOSPITAL CLINICAL LABORATORY	10	11,789	810	6%	12,609
WEST KENDALL BAPTIST HOSPITAL	10	10,131	2,352	19%	12,493
DELRAY MEDICAL CENTER LAB	3	11,227	1,199	10%	12,429
PRIVA PATH LABS	55	11,649	685	6%	12,389
LEE HEALTH - LEE MEMORIAL HOSPITAL		9,268	3,115	25%	12,383
BETHESDA HOSPITAL EAST		11,280	1,064	9%	12,344
UNITED CLINICAL LABORATORY LLC	2	10,692	1,607	13%	12,301
OAK HILL HOSPITAL		10,880	1,331	11%	12,211
GENESIS MEDICAL LABORATORY	141	10,242	1,818	15%	12,201
VISTA CLINICAL DIAGNOSTICS	300	10,681	1,018	8%	11,999
LAWNWOOD REGIONAL MEDICAL CENTER	1	10,346	1,606	13%	11,953
FLORIDA HOSPITAL WATERMAN LABORATORY	70	10,997	857	7%	11,924
CLEVELAND CLINIC TRADITION HOSPITAL		11,080	824	7%	11,904
MEDFAST URGENT CARE CENTERS, LLC	4	10,278	1,572	13%	11,854
BAPTIST HEALTH - SOUTH		10,839	901	8%	11,740
ST MARKS HOSPITAL LABORATORY B	78	10,627	1,002	9%	11,707
BINAXNOW	9	8,961	2,621	23%	11,591
INDIAN RIVER PATHOLOGY LLC		10,584	930	8%	11,514
WINTER HAVEN HOSPITAL CLINICAL LABORATORY	4	9,834	1,664	14%	11,502
PWN HEALTH	17	9,403	2,044	18%	11,464
ST ANTHONY'S HOSPITAL LAB	26	10,175	1,205	11%	11,406
LARGO MEDICAL CENTER		10,171	1,235	11%	11,406
UHEALTH CORAL GABLES/LENNAR MED CTR	3	10,628	600	5%	11,231
BAPTIST HEALTHCARE - BAPTIST HOSPITAL	5	8,924	2,271	20%	11,200
GOOD SAMARITAN MEDICAL CENTER LAB	2	9,431	1,399	13%	10,832
WESTSIDE REGIONAL MED CTR	2	9,207	1,531	14%	10,740
ACCESS MEDICAL LABORATORIES	3	5,634	5,071	47%	10,708
WEST FLORIDA HOSPITAL LAB		8,316	2,219	21%	10,535

COVID-19: testing by laboratory

Data through Jan 6, 2021 verified as of Jan 7, 2021 at 09:25 AM

Data in this report are provisional and subject to change.

The numbers in the table below represent the number of Florida and non-Florida residents for whom test results were received by the Department of Health. A person can be tested by more than one laboratory and can have both positive and negative results. **Therefore, the sum of the numbers in each column will be larger than the total number of people tested.**

Reporting lab	Inconclusive	Negative	Positive	Percent positive	Total
LARKIN COMMUNITY HOSPITAL INC DBA CARDIOTROPIC		6,820	3,621	35%	10,441
MEDICAL CENTER OF TRINITY CLINICAL LABORATORY	1	9,264	1,087	11%	10,352
ST JOSEPHS HOSPITAL	18	9,052	1,276	12%	10,346
MERCY HOSPITAL A CAMPUS OF PLANTATION GEN HOSP LAB	1	8,645	1,697	16%	10,343
PALMS WEST HOSPITAL LAB	2	8,851	1,476	14%	10,329
GULF COAST MEDICAL CENTER MICROLAB		8,031	2,260	22%	10,291
MINUTECLINIC LLC		8,635	1,596	16%	10,231
LARKIN COMMUNITY HOSPITAL	10	8,820	1,372	13%	10,202
REGIONAL MEDCIAL CENTER BAYONET POINT	2	9,271	763	8%	10,036
COAST DIAGNOSTICS LLC	38	9,103	855	9%	9,996
LAKE CITY HM		9,182	719	7%	9,901
NONA SCIENTIFIC	5	7,674	2,200	22%	9,879
THE VILLAGES REGIONAL HOSPITAL		8,974	903	9%	9,877
SRQ DRIVE THROUGH☐		8,944	905	9%	9,849
MEASE COUNTRYSIDE LAB	13	8,871	963	10%	9,847
CAPITAL REGIONAL MEDICAL CTR		7,824	1,867	19%	9,691
CORAL GABLES HOSPITAL CLINICAL LABORATORY		8,075	1,571	16%	9,646
HALIFAX MEDICAL CENTER LAB	35	8,215	1,366	14%	9,616
PALM BEACH BALL PARK		8,605	997	10%	9,602
CLARITY LAB SOLUTIONS	49	8,495	1,011	11%	9,555
AVENTURA HOSPITAL LAB		7,761	1,786	19%	9,547
AVECINA	17	8,857	647	7%	9,521
WEST BOCA MEDICAL CENTER LAB		8,788	717	8%	9,505
MANATEE MEMORIAL HOSPITAL		8,585	767	8%	9,352
BLAKE MEDICAL CENTER		8,139	1,195	13%	9,334
LEE HEALTH - HEALTH PARK MEDICAL CENTER		7,652	1,543	17%	9,195
PALM BEACH GARDENS MEDICAL CTR LAB		8,318	863	9%	9,181
BOSTON HEART DIAGNOSTICS CORP		7,898	1,173	13%	9,071
THE HEALTHCARE DISTRICT OF PALM BEACH COUNTY	35	7,950	1,051	12%	9,036
FLORIDA HOSPITAL HEARTLAND MED CTR CLINICAL LAB	33	7,784	1,146	13%	8,963
GENOVA DIAGNOSTICS LABORATORY	34	8,217	662	7%	8,913
FLORIDA LABORATORY ANALYSIS		7,805	1,018	12%	8,823
ADVENT HEALTH - WESLEY CHAPEL	14	8,005	793	9%	8,812
PATHNOSTICS	24	6,744	1,931	22%	8,699
LAKE CITY MEDICAL CENTER		6,728	1,788	21%	8,516
BAPTIST HEALTH SOUTH FLORIDA - WEST KENDALL URGENT CARE		7,159	1,344	16%	8,503
ADVENTHEALTH CENTRA CARE LAKE BUENA VISTA		7,742	707	8%	8,449
P4 CLINICAL, LLC	122	7,541	770	9%	8,433
DOCTORS HOSPITAL	6	7,046	1,377	16%	8,429
AVECINA MEDICAL	4	6,168	2,174	26%	8,346
AVECINA MEDICAL OAKLEAF	3	6,977	1,330	16%	8,310
NEMOURS CHILDRENS HOSPITAL	1	7,645	400	5%	8,046
PLANTATION GENERAL HOSPITAL		6,710	1,243	16%	7,953
FLORIDA MEDICAL CENTER - A CAMPUS OF NORTH SHORE	2	6,945	953	12%	7,900
INFORM DIAGNOSTICS, INC		7,366	420	5%	7,786
CORAL SPRINGS MED CTR		7,016	730	9%	7,746
NORTHSIDE HOSPITAL AND HEART INSTITUTE		6,958	754	10%	7,712

COVID-19: testing by laboratory

Data through Jan 6, 2021 verified as of Jan 7, 2021 at 09:25 AM

Data in this report are provisional and subject to change.

The numbers in the table below represent the number of Florida and non-Florida residents for whom test results were received by the Department of Health. A person can be tested by more than one laboratory and can have both positive and negative results. **Therefore, the sum of the numbers in each column will be larger than the total number of people tested.**

Reporting lab	Inconclusive	Negative	Positive	Percent positive	Total
FLORIDA HOSPITAL FLAGLER	29	7,102	564	7%	7,695
NCH NORTH NAPLES HOSPITAL LAB	15	6,733	829	11%	7,577
CENTRAL FLORIDA REGIONAL HOSPITAL		6,781	749	10%	7,530
FLORIDA HOSPITAL DELAND	10	6,505	953	13%	7,468
LEON MEDICAL CENTERS LLC		5,750	1,638	22%	7,388
NORTH SHORE MEDICAL CENTER		6,065	1,253	17%	7,318
BROWARD HEALTH NORTH CLINICAL LABORATORY		6,402	801	11%	7,203
ALL CHILDREN'S HOSPITAL		6,694	470	7%	7,164
FLORIDA HOSPITAL ZEPHYRHILLS	10	6,450	686	10%	7,146
AMERICAN FAMILY CARE		3,808	3,276	46%	7,084
KD MEDICAL CHOICE LLC	1	6,378	674	10%	7,053
FLORIDA HOSPITAL OF CARROLLWOOD	22	5,991	925	13%	6,938
OCALA REGIONAL MEDICAL CENTER		6,087	846	12%	6,933
VIKOR SCIENTIFIC	10	5,602	1,259	18%	6,871
CARDIOPATH	1	6,158	663	10%	6,822
WEST PALM HOSPITAL LAB		6,252	541	8%	6,793
LUMINUS DIAGNOSTICS		6,211	537	8%	6,748
LEE HEALTH - GULF COAST MEDICAL CENTER	2	5,395	1,320	20%	6,717
CLEVELAND CLINIC MARTIN SOUTH HOSPITAL	1	6,050	635	9%	6,686
EXPRESS GENE MOLECULAR DIAGNOSTICS LABORATORY		5,420	1,158	18%	6,578
MEMORIAL HOSPITAL WEST LABORATORY SERVICES	14	5,943	618	9%	6,575
BAPTIST HEALTH - BEACHES		6,017	503	8%	6,520
BAPTIST HEALTH SOUTH FLORIDA - COUNTRY WALK URGENT CARE		5,433	1,079	17%	6,512
VISTA CLINICAL	8	3,782	2,674	41%	6,464
MEDEXPRESS URGENT CARE	2	4,372	2,080	32%	6,454
FULGENT DIAGNOSTICS	100	5,800	450	7%	6,350
MEDARBOR DIAGNOSTICS	1	5,225	1,025	16%	6,251
SOUTH BAY HOSPITAL CLINICAL LAB		5,577	580	9%	6,157
MORTON PLANT-MEASE	4	5,601	522	9%	6,127
LABSTAT LLC	2	5,698	335	6%	6,035
ARCPPOINT LABS OF FORT MYERS	4	5,210	769	13%	5,983
POINCIANA MEDICAL CENTER		4,673	1,308	22%	5,981
MEMORIAL HOSPITAL MICRO		5,558	421	7%	5,979
WEST MARION COMMUNITY HOSPITAL LAB		5,039	876	15%	5,915
ANNE BATES LEACH EYE HOSPITAL/ ABLEH MICROBIOLOGY LABORATORY		5,801	88	1%	5,889
PRECISION HEALTH RESOURCES LLC		5,452	393	7%	5,845
LAKEWOOD RANCH MEDICAL CENTER		5,361	447	8%	5,808
BAPTIST HEALTH SOUTH FLORIDA - MIAMI LAKES URGENT CARE		4,558	1,230	21%	5,788
FLORIDA HOSPITAL FISH MEMORIAL	19	4,958	780	14%	5,757
CLEVELAND CLINIC MARTIN NORTH HOSPITAL		5,068	655	11%	5,723
ISPM LABS, LLC DBA CAPSTONE DIAGNOSTICS, LLC		5,391	218	4%	5,609
ST LUCIE MEDICAL CENTER		4,534	1,068	19%	5,602
BAYCARE COMMUNITY HEALTH		5,392	143	3%	5,535
ST JOSEPHS NORTH HOSPITAL LAB	7	4,799	702	13%	5,508
CernerELR_Advent		4,749	669	12%	5,418
MARTIN HOSPITAL SOUTH LAB		4,966	281	5%	5,247
AVERO DIAGNOSTICS - IRVING	6	4,867	352	7%	5,225

COVID-19: testing by laboratory

Data through Jan 6, 2021 verified as of Jan 7, 2021 at 09:25 AM

Data in this report are provisional and subject to change.

The numbers in the table below represent the number of Florida and non-Florida residents for whom test results were received by the Department of Health. A person can be tested by more than one laboratory and can have both positive and negative results. **Therefore, the sum of the numbers in each column will be larger than the total number of people tested.**

Reporting lab	Inconclusive	Negative	Positive	Percent positive	Total
UNKNOWN	3	2,899	2,320	44%	5,222
HIALEAH HOSPITAL	4	4,077	1,130	22%	5,211
IMPERIAL POINT MEDICAL CENTER		4,772	417	8%	5,189
BAPTIST HEALTH SOUTH FLORIDA - WESTCHESTER URGENT CARE		4,224	937	18%	5,161
SANTA ROSA MEDICAL CENTER		4,178	947	18%	5,125
BAPTIST HEALTH SOUTH FLORIDA - DORAL URGENT CARE		4,096	1,021	20%	5,117
BAPTIST HEALTH - NASSAU		4,858	256	5%	5,114
OVIEDO MEDICAL CENTER		4,583	520	10%	5,103
SUNRISE MEDICAL LABORATORIES	2	4,748	324	6%	5,074
H LEE MOFFITT CANCER CENTER LABORATORY		4,884	141	3%	5,025
TROPICANA FIELD - LOT 2	19	4,488	465	9%	4,972
HOLIDAY CVS LLC		4,685	211	4%	4,896
BAYFRONT HEALTH - VENICE REGIONAL MEDICAL	1	4,388	391	8%	4,780
FORT WALTON BEACH MEDICAL CENTER		4,093	682	14%	4,775
FLORIDA HOSPITAL OCALA		4,194	510	11%	4,704
SOUTH FLORIDA BAPTIST HOSPITAL MICRO	4	3,983	690	15%	4,677
ST PETERSBURG GENERAL HOSPITAL		3,922	747	16%	4,669
BAPTIST HEALTH SOUTH FLORIDA - PEMBROKE PINES URGENT CARE		3,921	729	16%	4,650
SYNERGY LABORATORIES	7	4,144	484	10%	4,635
NATIONWIDE LABORATORY SERVICES INC	183	3,783	638	14%	4,604
ADVENTHEALTH CENTRA CARE WINTER GARDEN	1	4,175	417	9%	4,593
NIGHT LITE PEDIATRICS	4	3,317	1,217	27%	4,538
FLORIDA HOSPITAL NORTH PINELLAS	11	4,152	345	8%	4,508
ADVENTHEALTH CENTRA CARE DR PHILLIPS		4,169	307	7%	4,476
EGLIN AIR FORCE BASE	12	3,264	1,189	27%	4,465
ADVENTHEALTH CENTRA CARE WINTER PARK		4,152	302	7%	4,454
MOFFITT CANCER CENTER	6	4,317	92	2%	4,415
BAPTIST HEALTH SOUTH FLORIDA - CORAL SPRINGS URGENT CARE		3,784	586	13%	4,370
GENE BY GENE, GENOMICS RESEARCH CENTER LAB	39	4,138	192	4%	4,369
ADVENTHEALTH CENTRA CARE UNIVERSITY		3,898	322	8%	4,220
HEALTHQUEST ESOTERICS		3,085	1,129	27%	4,214
BAYFRONT HEALTH - PORT CHARLOTTE		3,821	352	8%	4,173
ADVENTHEALTH CENTRA CARE ST CLOUD		3,666	497	12%	4,163
SOLARIS DIAGNOSTICS	5	3,716	427	10%	4,148
QDX PATHOLOGY SERVICES	1	3,799	325	8%	4,125
ADVENTHEALTH CENTRA CARE HUNTERS CREEK		3,634	474	12%	4,108
UNIVERSITY HOSPITAL AND MEDICAL CENTER		3,159	937	23%	4,096
PUTNAM COMMUNITY MEDICAL CENTER		3,560	516	13%	4,076
DOCTORS URGENT CARE LLC	1	3,296	758	19%	4,055
SYNERGY DIAGNOSTIC LABORATORY	85	3,533	404	10%	4,022
NIGHT LITE PEDIATRICS URGENT CARE	1	3,413	588	15%	4,002
PHYSICIANS REGIONAL MEDICAL CENTER - PINE RIDGE RD	1	3,263	685	17%	3,949
CARDIOTROPIC LABS	83	3,141	724	18%	3,948
BAPTIST HEALTH - NORTH		3,060	868	22%	3,928
ADVENTHEALTH CENTRA CARE WATERFORD LAKES		3,410	428	11%	3,838
MEDEXPRESS URGENT CARE OF BOYNTON BEACH LLC		3,661	163	4%	3,824
MEASE DUNEDIN HOSPITAL	5	3,461	333	9%	3,799

COVID-19: testing by laboratory

Data through Jan 6, 2021 verified as of Jan 7, 2021 at 09:25 AM

Data in this report are provisional and subject to change.

The numbers in the table below represent the number of Florida and non-Florida residents for whom test results were received by the Department of Health. A person can be tested by more than one laboratory and can have both positive and negative results. **Therefore, the sum of the numbers in each column will be larger than the total number of people tested.**

Reporting lab	Inconclusive	Negative	Positive	Percent positive	Total
MEDICAL DNA LABS LLC	2	3,500	296	8%	3,798
ADVENTHEALTH CENTRA CARE LEE ROAD		3,480	315	8%	3,795
ANGEL KIDS PEDIATRICS		3,575	206	5%	3,781
SUNCOAST PATHOLOGY ASSOCIATES		3,442	300	8%	3,742
SARKIS CLINICAL TRIALS	6	3,286	437	12%	3,729
MEDEXPRESS URGENT CARE HUDSON		3,267	440	12%	3,707
ADVENTHEALTH CENTRA CARE CLERMONT		3,368	338	9%	3,706
PALMS OF PASADENA HOSPITAL		3,275	414	11%	3,689
ACUTIS DIAGNOSTICS	16	3,069	588	16%	3,673
NORTHWEST FLORIDA COMMUNITY HOSPITAL	24	2,568	1,076	29%	3,668
CLINICAL REFERENCE LABORATORY	2	3,478	143	4%	3,623
WESTCHESTER HOSPITAL	23	2,921	679	19%	3,623
TRINITY SPRINGS		3,152	462	13%	3,614
CLARITY LAB SOLUTIONS LLC		3,608	4	0%	3,612
ADVENTHEALTH CENTRA CARE LAKELAND	1	3,178	432	12%	3,611
DOCTORS HOSPITAL OF SARASOTA CLINICAL LABORATORY		3,164	439	12%	3,603
ADVENTHEALTH CENTRA CARE SANFORD		3,283	314	9%	3,597
BAPTIST HEALTH SOUTH FLORIDA - CORAL GABLES (UNIVERSITY) URGENT CARE		3,150	447	12%	3,597
RAULERSON HOSPITAL		2,976	590	17%	3,566
ADVENTHEALTH CENTRA CARE APOPKA		3,150	416	12%	3,566
ATLANTIS URGENT CARE	1	2,363	1,188	33%	3,552
BAPTIST HEALTH SOUTH FLORIDA - TAMiami TRAIL URGENT CARE		2,827	713	20%	3,540
ADVENTHEALTH CENTRA CARE KISSIMMEE		3,232	287	8%	3,519
ADVENTHEALTH CENTRA CARE LAKE MARY		3,214	287	8%	3,501
BAPTIST HEALTH SOUTH FLORIDA - PINECREST URGENT CARE		3,004	462	13%	3,466
THE CENTER FOR URGENT CARE	3	2,855	606	17%	3,464
URGENT CARE CURE	2	2,967	459	13%	3,428
ADVENTIST HEALTH SYSTEMS, SUNBELT INC		3,059	324	10%	3,383
COMMUNITY HEALTH CENTERS OF PINELLAS INC		2,700	675	20%	3,375
BAPTIST HEALTH SOUTH FLORIDA - CORAL GABLES URGENT CARE		2,810	533	16%	3,343
EMPIRE CITY LABORATORIES INC	29	2,861	424	13%	3,314
MEDEXPRESS URGENT CARE - ESTERO		3,047	266	8%	3,313
MIDWAY SPECIALTY CARE CENTER DIAGNOSTICS	38	3,049	217	7%	3,304
MEMORIAL HOSPITAL- MIRAMAR	12	3,020	256	8%	3,288
BAPTIST HEALTH SOUTH FLORIDA - KENDALE LAKES URGENT CARE		2,594	670	21%	3,264
BETHESDA HOSPITAL WEST		2,914	296	9%	3,210
ADVENTHEALTH CENTRA CARE MOUNT DORA		2,897	312	10%	3,209
TWIN CITIES HOSPITAL	1	2,811	389	12%	3,201
BAPTIST HEALTH SOUTH FLORIDA - PALMETTO BAY URGENT CARE		2,655	514	16%	3,169
COASTAL MED URGENT CARE		1,894	1,273	40%	3,167
AHCC WESLEY CHAPEL		2,864	273	9%	3,137
ADVENTHEALTH CENTRA CARE ALTAMONTE		2,840	286	9%	3,126
HEALTH FIRST ADVENTHEALTH CENTRA CARE GATEWAY	1	2,791	271	9%	3,063
DOCTORS URGENT CARE OF LUTZ LLC	1	2,395	660	22%	3,056
BAYFRONT HEALTH - SEVEN RIVERS		2,773	278	9%	3,051
MINUTECLINIC LLC #3703		2,564	450	15%	3,014
ASCENSION SACRED HEART - EMERALD COAST		2,458	514	17%	2,972

COVID-19: testing by laboratory

Data through Jan 6, 2021 verified as of Jan 7, 2021 at 09:25 AM

Data in this report are provisional and subject to change.

The numbers in the table below represent the number of Florida and non-Florida residents for whom test results were received by the Department of Health. A person can be tested by more than one laboratory and can have both positive and negative results. **Therefore, the sum of the numbers in each column will be larger than the total number of people tested.**

Reporting lab	Inconclusive	Negative	Positive	Percent positive	Total
MINUTECLINIC		2,592	375	13%	2,967
ADVENTHEALTH CENTRA CARE OVIEDO		2,633	326	11%	2,959
BAPTIST HEALTH SOUTH FLORIDA - DAVIE URGENT CARE		2,476	475	16%	2,951
PEDIATRIC HEALTH CARE ALLIANCE PA		2,687	263	9%	2,950
MEDEXPRESS URGENT CARE - WEST TAMPA		2,714	229	8%	2,943
MICROGEN DX	1	2,360	542	19%	2,903
BAPTIST HEALTH SOUTH FLORIDA - WESTON URGENT CARE		2,589	311	11%	2,900
STONE CLINICAL LABORATORIES		2,789	96	3%	2,885
ADVENTHEALTH CENTRA CARE AZALEA PARK		2,554	328	11%	2,882
BAYFRONT HEALTH - BROOKSVILLE		2,522	356	12%	2,878
MEDEXPRESS URGENT CARE - ROYAL PALM BEACH		2,666	192	7%	2,858
PARAMOUNT URGENT CARE		1,477	1,372	48%	2,849
WALGREENS ORLANDO	3	2,499	332	12%	2,834
TALLAHASSEE PRIMARY CARE ASSOCIATES		2,505	323	11%	2,828
VETERANS AFFAIRS MEDICAL CENTER - ORLANDO		1,343	1,477	52%	2,820
MEDEXPRESS URGENT CARE PALM BEACH GARDENS		2,650	134	5%	2,784
HEALTH FIRST ADVENTHEALTH CENTRA CARE TITUSVILLE		2,548	232	8%	2,780
ADVENTHEALTH CENTRA CARE PORT ORANGE		2,585	187	7%	2,772
WALGREEN CO	2	2,451	317	11%	2,770
MEDEXPRESS URGENT CARE - GOLDEN GATE		2,549	218	8%	2,767
ADVENTHEALTH CENTRA CARE ORANGE LAKE		2,503	254	9%	2,757
MEDCOMP SCIENCES LLC	29	1,321	1,404	51%	2,754
ADVENT HEALTH - HEART OF FLORIDA ER	1	2,423	330	12%	2,754
ADVENTHEALTH CENTRA CARE SAND LAKE		2,565	178	6%	2,743
LAKESIDE MEDICAL CENTER		2,151	565	21%	2,716
ADVENTHEALTH CENTRA CARE LONGWOOD		2,523	180	7%	2,703
BARTOW REGIONAL MEDICAL CENTER	1	2,306	391	14%	2,698
BAYA PHARMACY & URGENT CARE		1,895	800	30%	2,695
INDIAN RIVER MEDICAL CENTER		2,292	395	15%	2,687
US BIOTEK LABORATORIES	8	2,385	294	11%	2,687
ENGLEWOOD COMMUNITY HOSPITAL		2,423	256	10%	2,679
CENTRA CARE - WATERFORD LAKES		2,097	575	22%	2,672
AMELIA URGENT CARE		1,476	1,190	45%	2,666
EMERALD COAST URGENT CARE		2,025	640	24%	2,665
DOCTORS TEST CENTERS		2,285	334	13%	2,619
PRECISION HEALTH SOLUTIONS		2,513	84	3%	2,597
BAPTIST HEALTH URGENT CARE AT SAWGRASS		2,162	416	16%	2,578
NCH DOWNTOWN NAPLES HOSPITAL	10	2,257	309	12%	2,576
BAPTIST HEALTH SOUTH FLORIDA - BRICKELL URGENT CARE		2,137	427	17%	2,564
DESOTO MEMORIAL HOSPITAL	3	2,110	450	18%	2,563
MEDEXPRESS URGENT CARE - LAKELAND		2,306	254	10%	2,560
CITRUS MEMORIAL HOSPITAL LABORATORY		2,222	324	13%	2,546
ADVENT HEALTH - OCALA		2,124	421	17%	2,545
SELECT LABORATORIES - MARION COUNTY, FL LLC	3	2,352	184	7%	2,539
NCH NORTH NAPLES HOSPITAL	4	2,154	367	15%	2,525
MEMORIAL HOSPITAL PEMBROKE	3	2,206	291	12%	2,500
HIGHLANDS REGIONAL MEDICAL CENTER		1,946	549	22%	2,495

COVID-19: testing by laboratory

Data through Jan 6, 2021 verified as of Jan 7, 2021 at 09:25 AM

Data in this report are provisional and subject to change.

The numbers in the table below represent the number of Florida and non-Florida residents for whom test results were received by the Department of Health. A person can be tested by more than one laboratory and can have both positive and negative results. **Therefore, the sum of the numbers in each column will be larger than the total number of people tested.**

Reporting lab	Inconclusive	Negative	Positive	Percent positive	Total
BMCT Molecular Diagnostics Subsection		2,033	436	18%	2,469
HealthSentry_UHS	1	2,254	212	9%	2,467
ADVENTHEALTH CENTRA CARE LEESBURG		2,169	277	11%	2,446
HOLIDAY CVS LLC DBA CVS PHARMACY #5154		2,362	60	2%	2,422
ESCAMBIA COMMUNITY CLINICS INC	7	1,756	649	27%	2,412
ADVENTHEALTH CENTRA CARE SOUTH ORANGE		2,181	228	9%	2,409
ADVENTHEALTH PROMPT CARE	1	1,669	734	31%	2,404
PALMS MEDICAL GROUP	5	1,693	680	29%	2,378
BAYFRONT HEALTH - PUNTA GORDA		2,185	160	7%	2,345
FLORIDA FAMILY LABORATORY, INC DBA	6	2,140	171	7%	2,317
LEE HEALTH - COCONUT POINT CLINICAL LAB	2	1,872	433	19%	2,307
EMERALD COAST URGENT CARE LLC		1,693	612	27%	2,305
SPORTS DRUG TESTING LABORATORY	39	2,191	70	3%	2,300
COMMUNITY HEALTH NORTHWEST FLORIDA	4	1,739	534	23%	2,277
EMERALD COAST URGENT CARE, LLC	1	1,674	569	25%	2,244
BAYFRONT HEALTH - SPRING HILL		2,027	201	9%	2,228
PRIMEHEALTH URGENT CARE	1	1,865	360	16%	2,226
ADVENTHEALTH CENTRA CARE COLONIAL TOWN		2,036	184	8%	2,220
CENTRA CARE SAINT CLOUD	1	1,885	303	14%	2,189
LOWER KEYS MEDICAL CENTER		1,890	237	11%	2,127
MARINERS HOSPITAL		1,925	200	9%	2,125
BAPTIST HEALTHCARE - GULF BREEZE HOSPITAL	3	1,774	347	16%	2,124
PHYSICIANS STAT LAB	2	1,017	1,102	52%	2,121
NCF DIAGNOSTICS & DNA TECHNOLOGIES LAB	61	1,783	266	13%	2,110
MEDEXPRESS URGENT CARE CAPE CORAL		1,800	306	15%	2,106
HEALTH FIRST ADVENTHEALTH CENTRA CARE COCOA		1,931	167	8%	2,098
BAPTIST HEALTH EMERGENCY CENTER COUNTRY WALK	1	1,752	334	16%	2,087
BAPTIST HEALTH - CLAY		1,771	313	15%	2,084
MEDEXPRESS URGENT CARE - DELAND		1,891	190	9%	2,081
PHYSICIANS REGIONAL MEDICAL CENTER - COLLIER BLVD	1	1,522	525	26%	2,048
SCION LAB SERVICES LLC	21	1,861	152	7%	2,034
ADVENT HEALTH - NEW SMYRNA		1,597	436	21%	2,033
BAPTIST HEALTH - OAKLEAF		1,662	357	18%	2,019
NXGEN MDX LLC	4	1,789	190	10%	1,983
PROHEALTH		708	1,268	64%	1,976
BAPTIST HEALTH SOUTH FLORIDA - MIAMI BEACH URGENT CARE		1,702	273	14%	1,975
DOC SMILEY'S URGENT CARE		1,706	247	13%	1,953
HEALTH FIRST ADVENTHEALTH CENTRA CARE MALABAR		1,774	178	9%	1,952
ADVENTIST HEALTH SYSTEMS SUNBELT IN DBA		1,719	146	8%	1,865
MINUTECLINIC LLC # 0709		1,597	259	14%	1,856
MEDEXPRESS URGENT CARE LEHIGH ACRES		1,647	209	11%	1,856
VENTURE MEDICAL OF FLORIDA LLC		1,668	161	9%	1,829
ASSOCIATED PATHOLOGISTS, LLC	3	1,479	322	18%	1,804
LABORATORY OF FLORIDA LLC	40	1,641	112	6%	1,793
ADVENTHEALTH CENTRA CARE KIDS LAKE MARY		1,684	108	6%	1,792
PREMIER URGENT CARE OF BREVARD LLC		1,523	268	15%	1,791
MEDEXPRESS FORT MYERS		1,552	221	12%	1,773

COVID-19: testing by laboratory

Data through Jan 6, 2021 verified as of Jan 7, 2021 at 09:25 AM

Data in this report are provisional and subject to change.

The numbers in the table below represent the number of Florida and non-Florida residents for whom test results were received by the Department of Health. A person can be tested by more than one laboratory and can have both positive and negative results. **Therefore, the sum of the numbers in each column will be larger than the total number of people tested.**

Reporting lab	Inconclusive	Negative	Positive	Percent positive	Total
PHARMCO RX	1	1,621	145	8%	1,767
PARAMOUNT URGENT CARE - WINDERMERE		1,109	629	36%	1,738
ADVENT HEALTH CENTRA CARE -WINTER PARK KIDS URGENT CARE	2	1,574	158	9%	1,734
MEDEXPRESS PORT CHARLOTTE		1,570	139	8%	1,709
TAMPA COMMUNITY HOSPITAL		1,430	272	16%	1,702
GENUS3		1,603	65	4%	1,668
FLOWERS HOSPITAL		1,515	149	9%	1,664
REAL DIAGNOSTICS	10	1,372	244	15%	1,626
LEE HEALTH CONVENIENT CARE - PAGE FIELD		1,338	280	17%	1,618
MEDONE PLLC		1,259	353	22%	1,612
MINUTECLINIC LLC #3631		1,353	257	16%	1,610
JW PLASTIC SURGERY		1,368	237	15%	1,605
DONALD W ROBERTSON DO PA		1,210	392	24%	1,602
MINUTECLINIC LLC 5852		1,353	244	15%	1,597
PRIMEHEALTH URGENT CARE INC		1,375	216	14%	1,591
GESSLER CLINIC		984	594	38%	1,578
OPTEO LABORATORY		1,528	33	2%	1,561
PARAMOUNT URGENT CARE - ORLANDO		1,062	489	32%	1,551
MELBOURNE MEDICAL LABORATORY☐	2	1,334	198	13%	1,534
MEDEXPRESS URGENT CARE CORAL SPRINGS		1,392	136	9%	1,528
MEDEXPRESS URGENT CARE - VERO BEACH		1,329	190	13%	1,519
FLORIDA MEDICAL CLINIC	3	765	745	49%	1,513
SPARROW HEALTHCARE	2	1,287	214	14%	1,503
NORTH SHORE LONG ISLAND JEWISH HEALTH		1,409	63	4%	1,472
DYNIX DIAGNOSTIX		1,226	231	16%	1,457
MEDFAST URGENT CARE CENTERS LLC		148	1,308	90%	1,456
FLORIDA COMMUNITY HEALTH CENTER		1,196	258	18%	1,454
MC DIAGNOSTIC OF CONNECTICUT, PC #2220		1,213	224	16%	1,437
MEDEXPRESS URGENT CARE - CLEWISTON		1,219	216	15%	1,435
BIOCERNA LLC	9	1,248	164	12%	1,421
UHEALTH DEERFIELD BEACH/UMSYLVESTER DEERFIELD BEACH LABORATORY	3	1,363	54	4%	1,420
PRO CLINIC		1,269	150	11%	1,419
JACKSON HOSPITAL CLINICAL LABORATORY		1,217	199	14%	1,416
PATIENTS CHOICE LABORATORIES		828	587	41%	1,415
ACCU REFERENCE MEDICAL LAB		961	443	32%	1,404
PARAMOUNT URGENT CARE - OVIEDO		858	543	39%	1,401
ADVENTHEALTH CENTRA CARE		1,248	152	11%	1,400
MARTIN HEALTH SYSTEM - ST LUCIE WEST		1,260	133	10%	1,393
ADVANCE MEDICAL OF NAPLES		309	1,082	78%	1,391
BARDMOOR LABORATORY	9	1,171	196	14%	1,376
IGENOMIX USA LLC	40	1,209	121	9%	1,370
ASCENSION ST VINCENT'S - SOUTHSIDE		1,309	49	4%	1,358
LABTECH DIAGNOSTIC		1,107	250	18%	1,357
NCH NORTHEAST	6	1,017	329	24%	1,352
DR G'S URGENT CARE		1,180	167	12%	1,347
CAREFAST+		860	458	35%	1,318
SHELL POINT NURSING PAVILION	1	1,266	39	3%	1,306

COVID-19: testing by laboratory

Data through Jan 6, 2021 verified as of Jan 7, 2021 at 09:25 AM

Data in this report are provisional and subject to change.

The numbers in the table below represent the number of Florida and non-Florida residents for whom test results were received by the Department of Health. A person can be tested by more than one laboratory and can have both positive and negative results. **Therefore, the sum of the numbers in each column will be larger than the total number of people tested.**

Reporting lab	Inconclusive	Negative	Positive	Percent positive	Total
ADVENTHEALTH CENTRA CARE CONWAY		1,119	174	13%	1,293
ASSURANCE SCIENTIFIC LABORATORIES	1	1,028	263	20%	1,292
ARCPPOINT LABS		773	518	40%	1,291
BAPTIST HEALTH SOUTH FLORIDA - COUNTRY WALK URGENT CARE EXPRESS		1,107	172	13%	1,279
CARENOW URGENT CARE		786	487	38%	1,273
BRASHEAR'S VITAL CARE CORP		917	348	28%	1,265
MINUTECLINIC LLC #4415		1,026	239	19%	1,265
BAY MEDICAL CENTER SACRED HEART HEALTH SYSTEM		926	335	27%	1,261
ADVENT HEALTH - DADE CITY		1,114	132	11%	1,246
MINUTECLINIC LLC #5249		967	262	21%	1,229
CLINICORE		1,124	91	7%	1,215
PARRISH MEDICAL CENTER	1	1,061	136	11%	1,198
ACCESS MEDICAL LABS		746	448	38%	1,194
PATIENTS FIRST - THOMASVILLE ROAD		1,049	141	12%	1,190
UNIVERSITY OF ALABAMA AT BIRMINGHAM		1,158	31	3%	1,189
EMERGENCY PHYSICIANS MEDICAL CENTER		269	920	77%	1,189
TEMPUS CLINICAL LABORATORY	9	1,039	129	11%	1,177
MEDEXPRESS URGENT CARE BOCA RATON		1,084	83	7%	1,167
PHYSICIAN ASSOCIATES		1,034	130	11%	1,164
ASCENSION SACRED HEART - GULF		866	283	25%	1,149
MINUTECLINIC LLC #5253		986	160	14%	1,146
NYU HOSPITALS CENTER CLINICAL LABORATORIES		1,105	34	3%	1,139
BAPTIST HEALTH SOUTH FLORIDA - KEY BISCANE URGENT CARE EXPRESS		998	133	12%	1,131
QUICK CARE MED PL	2	944	173	15%	1,119
CAPSTONE HEALTHCARE		782	328	30%	1,110
MINUTECLINIC LLC #3463		935	164	15%	1,099
VERITAS GENETICS	61	932	103	9%	1,096
AMELIA EXPRESS CARE		643	446	41%	1,089
VAVA PARTNERS LLC		437	650	60%	1,087
AMELIA EXPRESS CARE LLC		940	140	13%	1,080
PARAMOUNT URGENT CARE INC		286	785	73%	1,071
RAINBOW RIVER MEDICAL LABORATORY		977	82	8%	1,059
TOM LEE COMMUNITY HEALTH CENTER		723	329	31%	1,052
COASTAL LABORATORIES		796	244	23%	1,040
LAB24 INC	3	368	665	64%	1,036
BAYFRONT HEALTH - CITRUS HILLS		857	166	16%	1,023
EPN URGENT CARE NAPLES	2	746	266	26%	1,014
PHYSICIANS PRIMARY CARE	2	860	152	15%	1,014
MEDEXPRESS URGENT CARE - JAX ATLANTIC BLVD		879	124	12%	1,003
MINUTECLINIC LLC #5854		836	166	17%	1,002
GENESIS LABORATORY MANAGEMENT	8	834	151	15%	993
ACCESS POINT HEALTHCARE URGENT & PRIMARY CARE		695	297	30%	992
MINUTECLINIC LLC #5190		815	163	17%	978
MINI ER WATERFORD LAKES, THE		832	143	15%	975
VERITOR		849	122	13%	971
CHARLES AIESI CONSULTING INC	4	861	101	10%	966
DOC SMILEYS URGENT CARE LLC		783	177	18%	960

COVID-19: testing by laboratory

Data through Jan 6, 2021 verified as of Jan 7, 2021 at 09:25 AM

Data in this report are provisional and subject to change.

The numbers in the table below represent the number of Florida and non-Florida residents for whom test results were received by the Department of Health. A person can be tested by more than one laboratory and can have both positive and negative results. **Therefore, the sum of the numbers in each column will be larger than the total number of people tested.**

Reporting lab	Inconclusive	Negative	Positive	Percent positive	Total
LAKE WALES MEDICAL CENTER INC		845	112	12%	957
PENSACOLA PEDIATRICS PA	1	833	115	12%	949
HOLIDAY CVS LLC DBA CVSPHARMACY #5155		914	33	3%	947
NORTH FLORIDA PEDIATRICS-TALLAHASSEE		859	73	8%	932
UHEALTH CLINIC AT WALGREENS		762	165	18%	927
VRL EUROFINs - DALLAS		913	13	1%	926
MINUTECLINIC LLC		794	127	14%	921
NEIGHBORHOOD MEDICAL CENTER INC	13	811	93	10%	917
MINUTECLINIC LLC #7886		800	113	12%	913
BAPTIST HEALTHCARE - JAY HOSPITAL		665	240	27%	905
HOLMES REG MED CENTER CLINICAL LAB		741	158	18%	899
GENE TOX WORLDWIDE	60	736	100	11%	896
PEDIATRIC HEALTH CARE ALLIANCE - NORTHDALe		816	73	8%	889
STAGEZERO LIFE SCIENCES INC	2	809	78	9%	889
FAST TRACK URGENT CARE CENTER		4	885	100%	889
WHITE WILSON MEDICAL CENTER		102	768	88%	870
STEWART REFERENCE LABORATORY	1	544	319	37%	864
SOLARIS HEALTHCARE PALATKA		847	16	2%	863
BAPTIST HEALTH EMERGENCY CENTER AT WEST CORAL WAY		647	212	25%	859
HISTOPATHOLOGY SERVICES, LLC		754	95	11%	849
TREASURE COAST MEDICAL ASSOCIATES INC		618	229	27%	847
SMA LAB	3	757	85	10%	845
UNIVERSITY OF NORTH FLORIDA STUDENT HEALTH		827	18	2%	845
NCHMD INC		677	159	19%	836
LENCO MEDICAL LABORATORY		801	29	3%	830
ST ANNES NURSING CENTER		813	17	2%	830
ED FRASER MEMORIAL HOSPITAL		643	178	22%	821
FLORIDA HOSPITAL ORLANDO		743	74	9%	817
BOND URGENT CARE LLC		592	217	27%	809
ASCENSION ST VINCENT'S - CLAY		775	29	4%	804
PARAMOUNT URGENT CARE VILLAGES		509	283	36%	792
NITE LITE PEDIATRICS		230	562	71%	792
PHAROS HEALTH		623	167	21%	790
MINUTECLINIC LLC #3705		688	96	12%	784
ELLENTON URGENT CARE		572	212	27%	784
CAREFAST MURABELLA		501	276	36%	777
PRIMARY CARE OF THE TREASURE COAST		688	88	11%	776
COASTAL PEDIATRIC GROUP		673	96	12%	769
CENTRA CARE		443	320	42%	763
NAPLES URGENT CARE	1	493	266	35%	760
MACDILL AIR FORCE BASE		709	51	7%	760
MINUTECLINIC LLC #5069		639	120	16%	759
PALM HARBOR PHARMACY		654	102	13%	756
DYNIX DIAGNOSTICS	2	522	216	29%	740
MARION E FETHER MEDICAL CENTER, THE		679	60	8%	739
MINUTECLINIC LLC #5214		655	75	10%	730
DEPARTMENT OF CLINICAL LABS		714	14	2%	728

COVID-19: testing by laboratory

Data through Jan 6, 2021 verified as of Jan 7, 2021 at 09:25 AM

Data in this report are provisional and subject to change.

The numbers in the table below represent the number of Florida and non-Florida residents for whom test results were received by the Department of Health. A person can be tested by more than one laboratory and can have both positive and negative results. **Therefore, the sum of the numbers in each column will be larger than the total number of people tested.**

Reporting lab	Inconclusive	Negative	Positive	Percent positive	Total
NONE		308	416	57%	724
MINUTECLINIC LLC #1067		622	97	13%	719
MINUTECLINIC LLC #3662		605	113	16%	718
FLAGLER HOSPITAL LABORATORY	8	31	678	95%	717
DISNEY COVID TEST SITE		703	9	1%	712
ADVENT HEALTH LAB - ORLANDO		430	282	40%	712
INTEGRITY LABORATORIES, LLC	1	574	136	19%	711
EUROFINS NTD, LLC		675	35	5%	710
THE HEALTH CENTER OF PLANT CITY		664	45	6%	709
BROWNWOOD CARE CENTER		631	77	11%	708
LABORATORY SPECIALISTS OF MICHIGAN		527	180	25%	707
TYNDALL AIR FORCE BASE		554	153	22%	707
TACACHALE CLINICAL LABORATORY		679	26	4%	705
MINUTECLINIC LLC # 0514		612	91	13%	703
MEDRITE MEDICAL CARE, PC	328	340	34	5%	702
MINUTE CLINIC LLC		596	99	14%	695
MINUTECLINIC LLC #8396		583	108	16%	691
OPTUM LABS LLC		577	110	16%	687
PREMIER MEDICAL LABORATORY SERVICES	1	463	222	32%	686
INTELEX LABS, LLC		662	22	3%	684
MINI ER ADULT AND PEDIATRIC URGENT CARE		574	98	15%	672
MINUTECLINIC LLC #7887		598	72	11%	670
ADVENTHEALTH EXPRESS CARE		438	231	35%	669
MINUTECLINIC, LLC DBA MINUTECLINIC #4717		642	21	3%	663
VENICE REGIONAL MEDICAL CENTER		573	86	13%	659
NORTH OKALOOSA MEDICAL CENTER		391	265	40%	656
NCH HEALTHCARE SYSTEM MICROBIOLOGY LAB		1	653	100%	654
WILLOWBROOKE COURT AT EDGEWATER POINTE ESTATES		645	8	1%	653
CENTRA CARE – SOUTH ORANGE		476	175	27%	651
Tampa Lakes Health and Rehabilitation Center	2	580	68	10%	650
MINUTECLINIC LLC # 3579		545	100	16%	645
BAPTIST HEALTH - MD ANDERSON CANCER CENTER		640	4	1%	644
MINUTECLINIC LLC #1055		489	154	24%	643
MAVERICK LABS		456	186	29%	642
MEDICAL FP – WHOLE FAMILY HEALTH CENTER		529	113	18%	642
LAKELAND REGIONAL HEALTH - PWC/OB		36	606	94%	642
PATIENTS FIRST LAKE ELLA MEDICAL CENTER		564	77	12%	641
Community_Health		513	126	20%	639
BLUE MED CONSULTANTS		618	17	3%	635
VITAS HEALTHCARE CORPORATION OF FLA		631	3	0%	634
MINUTECLINIC, LLC (CLINIC 10699)		537	94	15%	631
MINUTECLINIC LLC #1771		517	112	18%	629
DOCTOR'S MEMORIAL HOSPITAL		480	146	23%	626
ADVENT HEALTH CENTRA CARE - MOUNT DORA		276	348	56%	624
LEE COUNTY EMERGENCY MEDICAL SERVICE		540	80	13%	620
MINUTECLINIC LLC # 3686		509	107	17%	616
CVS HEALTH		441	174	28%	615

COVID-19: testing by laboratory

Data through Jan 6, 2021 verified as of Jan 7, 2021 at 09:25 AM

Data in this report are provisional and subject to change.

The numbers in the table below represent the number of Florida and non-Florida residents for whom test results were received by the Department of Health. A person can be tested by more than one laboratory and can have both positive and negative results. **Therefore, the sum of the numbers in each column will be larger than the total number of people tested.**

Reporting lab	Inconclusive	Negative	Positive	Percent positive	Total
Victoria Nursing and Rehabilitation Center		575	38	6%	613
NORTH SHORE LIJ URGENT CARE PC		581	31	5%	612
ARCPPOINT LABS OF CORAL SPRINGS FL		553	58	9%	611
PARAMOUNT URGENT CARE - CLERMONT		458	151	25%	609
HOLY CROSS HOSPITAL		12	597	98%	609
KENDALL HEALTHCARE PROPERTIES DBA	2	582	25	4%	609
ADDICTION LABS OF AMERICA	2	560	45	7%	607
NORTH FLORIDA PEDIATRICS - LAKE CITY		442	160	27%	602
PATIENTS FIRST - MAHAN DRIVE		164	435	73%	599
COVANCE CLINICAL RESEARCH UNIT INC		585	12	2%	597
MINUTECLINIC LLC #7173		522	71	12%	593
GENEIQ		559	32	5%	591
SANTA ROSA MEDICAL GROUP		476	114	19%	590
MINUTECLINIC LLC #3635		507	74	13%	581
FLORIDA DEPARTMENT OF HEALTH IN POLK COUNTY	2	432	146	25%	580
POINT OF CARE TESTING SITE		556	23	4%	579
ADVENT HEALTH CENTRA CARE - WATERFORD LAKES		481	94	16%	575
MINUTECLINIC LLC #3291		502	73	13%	575
PALACE NURSING HOME & REHAB CENTER		562	12	2%	574
PRIMARY CARE SERVICES AT INDIAN RIVER ESTATES		557	10	2%	567
C.W. BILL YOUNG VA MEDICAL CENTER	1	17	548	97%	566
MOUNT SINAI LABORATORY		539	24	4%	563
MANOR PINES CONVALESCENT CENTER LLC	1	542	16	3%	559
VETERANS AFFAIRS MEDICAL CENTER - JAMES A HALEY			558	100%	558
NORTHEAST FLORIDA NEUROLOGY CLINICS, INC		476	80	14%	556
SOLARIS HEALTHCARE CHARLOTTE HARBOR		520	35	6%	555
MINUTECLINIC LLC # 3930		474	81	15%	555
APALACHEE CORRECTIONAL INSTITUTION EAST UNIT		538	15	3%	553
VITAE DIAGNOSTICS		534	13	2%	547
ALTRU DIAGNOSTICS INC	2	515	26	5%	543
HOLMES REGIONAL MEDICAL CENTER		5	534	99%	539
UNIVERSITY OF WEST FLORIDA STUDENT HEALTH SERVICES	1	442	95	18%	538
ANY LAB TEST NOW	1	348	189	35%	538
MINUTECLINIC LLC #3814		426	112	21%	538
ST JOHN'S NURSING CENTER		524	13	2%	537
The Sands at South Beach		533	4	1%	537
TENNESSEE DOH - NASHVILLE	2	474	60	11%	536
MINUTECLINIC LLC #1821		472	61	11%	533
NCF DIAGNOSTICS & DNA TECHNOLOGIES	15	199	318	60%	532
ECCOLAB GROUP	1	143	388	73%	532
JOHN KNOX VILLAGE HEALTH CENTER		520	12	2%	532
SOUTHEAST ALABAMA MEDICAL CENT		482	49	9%	531
MINUTECLINIC LLC #3003		400	130	25%	530
COASTAL URGENT CARE		424	103	20%	527
TREE HOUSE PEDIATRICS PLLC		476	49	9%	525
PALM GARDEN OF PORT SAINT LUCIE		520	5	1%	525
MINUTECLINIC LLC #4458		407	118	22%	525

COVID-19: testing by laboratory

Data through Jan 6, 2021 verified as of Jan 7, 2021 at 09:25 AM

Data in this report are provisional and subject to change.

The numbers in the table below represent the number of Florida and non-Florida residents for whom test results were received by the Department of Health. A person can be tested by more than one laboratory and can have both positive and negative results. **Therefore, the sum of the numbers in each column will be larger than the total number of people tested.**

Reporting lab	Inconclusive	Negative	Positive	Percent positive	Total
MYTEST DIAGNOSTICS		486	38	7%	524
CONSULATE HEALTH CARE OF NEW PORT RICHEY	2	471	50	10%	523
MIAMI JEWISH HEALTH SYSTEMS		494	29	6%	523
GULF COAST VILLAGE		495	26	5%	521
MINUTECLINIC, LLC #4015		371	149	29%	520
SHORELINE PHYSICIAN GROUP		333	186	36%	519
SEBASTIAN RIVER MEDICAL CENTER	2	401	114	22%	517
MED FAST URGENT CARE CENTER		260	255	50%	515
LIFE CARE CENTER OF NEW PORT RICHEY		484	30	6%	514
MEDICAL VB		391	119	23%	510
CREEKSIDE CARE CENTER	1	424	84	17%	509
GULF COAST MOLECULAR LABORATORIES	11	423	73	14%	507
GOLDEN GLADES NURSING & REHABILITATION CTR		497	8	2%	505
MID-FLORIDA PATHOLOGY		397	107	21%	504
Signature HealthCare Center of Waterford		477	26	5%	503
CONSULATE HEALTHCARE OF VERO BEACH	12	435	53	11%	500
PROJECT HEALTH, INC SUMTERVILLE	5	414	80	16%	499
MOLECULAR INFECTIOUS DISEASES		492	7	1%	499
INTERLACHEN PEDIATRICS		476	23	5%	499
LIFE CARE CENTER OF ORANGE PARK		473	23	5%	496
HMA SANTA ROSA MEDICAL CENTER LLC DBA		384	112	23%	496
CLINICAL PATHOLOGY LABS		386	106	22%	492
VETERANS AFFAIRS MEDICAL CENTER - BAY PINES		17	474	97%	491
NORTH FLORIDA PEDIATRICS PA - SUWANNEE		396	93	19%	489
KEYS AHEC SCHOOL MEDICAL CLINIC	6	419	62	13%	487
FISHERMENS HOSPITAL CLINICAL LAB		449	38	8%	487
MINUTECLINIC LLC #7973		400	84	17%	484
ADVENT HEALTH CENTRA CARE - PORT ORANGE		65	419	87%	484
DAVITA LABORATORY		426	55	11%	481
VILLA MARIA NURSING & REHAB CENTER INC	1	469	11	2%	481
WHOLE FAMILY HEALTH CENTER INC		385	96	20%	481
CLEWISTON NURSING AND REHABILITATION CENTER		473	7	1%	480
LIFE CARE CENTER OF HILLIARD		466	13	3%	479
WOODLANDS MEDICAL SPECIALISTS		346	131	27%	477
THE PRESERVE		469	6	1%	475
PALM GARDEN OF VERO BEACH		439	34	7%	473
Point of Care Testing	1	105	367	78%	473
MINUTECLINIC LLC #4024		399	72	15%	471
JACKSON MEMORIAL LONG TERM CARE CENTER		455	14	3%	469
MINUTECLINIC LLC #7225		396	71	15%	467
EDEN SPRINGS NURSING AND REHAB CENTER		367	99	21%	466
COASTAL PHYSICIANS, LLC		340	125	27%	465
THERADOC		152	310	67%	462
PALM BAY HOSPITAL CLINICAL LABORATORY		269	191	42%	460
CLARITY LABS		396	63	14%	459
ST CLOUD REGIONAL MEDICAL CENTER CLINICAL LAB		394	63	14%	457
ETHOS WELLNESS PHARMACY		425	32	7%	457

COVID-19: testing by laboratory

Data through Jan 6, 2021 verified as of Jan 7, 2021 at 09:25 AM

Data in this report are provisional and subject to change.

The numbers in the table below represent the number of Florida and non-Florida residents for whom test results were received by the Department of Health. A person can be tested by more than one laboratory and can have both positive and negative results. **Therefore, the sum of the numbers in each column will be larger than the total number of people tested.**

Reporting lab	Inconclusive	Negative	Positive	Percent positive	Total
MINUTECLINIC LLC #3285		388	66	15%	454
READY RESPONDERS FLORIDA, PLLC		392	62	14%	454
MINUTECLINIC, LLC #3204		367	87	19%	454
EMERALD SHORES HEALTH AND REHABILITATION		366	86	19%	452
MEMORIAL PEMBROKE 24/7 CARE CENTER		343	108	24%	451
BROAD INSTITUTE CLINICAL SEQUENCING RESEARCH PLATFORM	1	441	9	2%	451
NEW YORK HOSPITAL LABORATORIES	1	436	12	3%	449
BALDOMERO LOPEZ STATE VETERANS NURSING HOME	2	443	2	0%	447
FORT MYERS INTERNAL MEDICINE, LLC		405	41	9%	446
PROHEALTH MEDICAL CLINIC		65	380	85%	445
XYZ LABORATORY	4	400	40	9%	444
HEALTH CENTER AT BRENTWOOD	1	402	40	9%	443
JUPITER MEDICAL CENTER URGENT CARE		269	172	39%	441
RIVER GARDEN HEBREW HOME FOR THE AGED		392	48	11%	440
MIDWAY SPECIATLY CARE CENTER		273	167	38%	440
MINUTECLINIC LLC #3257		344	94	21%	438
MINUTECLINIC LLC #476		367	70	16%	437
ENZO CLINICAL LABS INC	2	415	18	4%	435
JACKSON MEMORIAL PERDUE MEDICAL CENTER		415	16	4%	431
PRIMARY CARE SERVICES AT ST ANDREWS ESTATES		430			430
AVECINA MEDICAL JULINGTON	1	240	189	44%	430
HENDRY REGIONAL MEDICAL CENTER CLINICAL LABORATORY		299	131	30%	430
Crestview Rehabilitation Center	3	301	124	29%	428
INTERLACHEN PEDIATRICS PA		401	26	6%	427
SMA SPECIALTY MEDICAL LAB		115	311	73%	426
FOUNTAIN MANOR HEALTH AND REHAB CENTER	1	408	15	4%	424
NEW PLANT CITY FAMILY CARE	1	224	199	47%	424
Good Samaritan Society Kissimmee Village		358	64	15%	422
GARCIA CLINICAL LABORATORY		28	392	93%	420
FLO-MEDILAB SERVICES LLC		186	233	56%	419
FLORIDA DEPT OF HEALTH IN BREVARD COUNTY	3	356	60	14%	419
SOUTHERN OAKS CARE CENTER	1	386	31	7%	418
MINUTECLINIC LLC #3654		342	75	18%	417
ORLANDO HEALTH AND REHAB CENTER		382	35	8%	417
CATALYST WALK IN CLINIC		315	101	24%	416
VETERANS AFFAIRS MEDICAL CENTER		40	374	90%	414
LEHIGH REGIONAL MEDICAL CENTER LAB		371	43	10%	414
PALM GARDEN OF JACKSONVILLE	2	349	63	15%	414
LAUDERDALE NURSING CENTER LLC	1	397	16	4%	414
J AND G MEDICAL GROUP LLC		349	64	15%	413
MINUTECLINIC LLC #3671		366	44	11%	410
MOORINGS PARK INSTITUTE, INC, THE		394	15	4%	409
MINUTECLINIC LLC #5216		331	76	19%	407
CITY MEDICAL OF NEW JERSEY, PC		371	34	8%	405
SPECTOR SCIENTIFIC LAB	1	188	216	53%	405
ADVENTHEALTH MEDICAL GROUP PROMPT CARE		293	110	27%	403
VALENCIA HILLS HEALTH AND REHABILITATION CENTER		394	8	2%	402

COVID-19: testing by laboratory

Data through Jan 6, 2021 verified as of Jan 7, 2021 at 09:25 AM

Data in this report are provisional and subject to change.

The numbers in the table below represent the number of Florida and non-Florida residents for whom test results were received by the Department of Health. A person can be tested by more than one laboratory and can have both positive and negative results. **Therefore, the sum of the numbers in each column will be larger than the total number of people tested.**

Reporting lab	Inconclusive	Negative	Positive	Percent positive	Total
NCH HEALTHCARE BONITA		291	111	28%	402
HILLCREST HEALTH CARE & REHABILITATION CENTER		394	8	2%	402
MANOR AT CARPENTERS		377	24	6%	401
MINUTECLNIC LLC		356	45	11%	401
ADVENT HEALTH CENTRA CARE - WINTER PARK		260	140	35%	400
WILLISTON CARE CENTER		361	39	10%	400
ST ANDREWS BAY SKILLED NURSING &		352	47	12%	399
THE PALACE AT HOMESTEAD	1	383	14	4%	398
HARTS HARBOR HEALTH CARE CENTER		385	13	3%	398
TIDE LABORATORIES		356	42	11%	398
The Manor at Blue Water Bay		348	49	12%	397
Q ANSWER LAB	1	364	32	8%	397
PEDIATRICS OF CENTRAL FLORIDA PA	13	357	26	7%	396
MINUTECLINIC LLC #4201		349	46	12%	395
MINI ER AND URGENT CARE		289	105	27%	394
PHYSICIANS PRIMARY CARE LAB		341	51	13%	392
GROWING TOGETHER PEDIATRICS LLC		359	32	8%	391
DOCTORS CENTER,THE		307	84	21%	391
PENSACOLA PEDIATRICS	1	252	137	35%	390
MINUTECLINIC LLC #3648		307	83	21%	390
BARBER		13	376	97%	389
WILLOW BROOKE COURT AT INDIAN RIVER ESTATES		349	38	10%	387
DOH - INDIAN RIVER		317	67	17%	384
CLIFFORD CHESTER SIMS STATE VETERANS		378	6	2%	384
WEST GABLES HEALTH CARE CENTER		375	9	2%	384
NCHMD, INC SOUTHEAST IMMEDIATE CARE		282	101	26%	383
LIFE CARE CENTER OF PENSACOLA		356	27	7%	383
NEW YORK PRESBYTERIAN - CUMC CLINICAL		364	17	4%	381
FIU-HEALTH AUXILIARY LABORATORY		352	28	7%	380
Colonial Lakes Health Care		373	7	2%	380
CYPRESS VILLAGE		366	12	3%	378
MEDONE URGENT CARE AT ST. AUGUSTINE		111	266	71%	377
BAYA PHARMACY WEST		8	368	98%	376
NORTH FLORIDA PEDIATRICS PA		322	54	14%	376
MEDONE URGENT CARE CENTER		149	222	60%	371
URGENT CARE BETHESDA	1	318	52	14%	371
SACRED HEART HEALTH SYSTEM, INC		205	166	45%	371
HENDRY REGIONAL MEDICAL CENTER		107	263	71%	370
Santa Rosa Center for Rehabilitation and Healing		310	60	16%	370
Plantation Bay Rehabilitation Center		362	7	2%	369
NAVAL HOSPITAL - JACKSONVILLE		41	327	89%	368
MINUTECLINIC LLC # 7933		313	55	15%	368
ADVENT HEALTH - TAMPA		148	217	59%	365
PARKLANDS FACILITY INC	4	355	6	2%	365
CAPE CANAVERAL HOSPITAL		200	164	45%	364
FAMILY HEALTH CENTERS OF SWF LABS	2	297	65	18%	364
PALM GARDEN OF TAMPA		354	4	1%	358

COVID-19: testing by laboratory

Data through Jan 6, 2021 verified as of Jan 7, 2021 at 09:25 AM

Data in this report are provisional and subject to change.

The numbers in the table below represent the number of Florida and non-Florida residents for whom test results were received by the Department of Health. A person can be tested by more than one laboratory and can have both positive and negative results. **Therefore, the sum of the numbers in each column will be larger than the total number of people tested.**

Reporting lab	Inconclusive	Negative	Positive	Percent positive	Total
HERON POINTE HEALTH AND REHABILITATION	1	355	1	0%	357
VETERANS AFFAIRS MEDICAL CENTER - GAINESVILLE		2	355	99%	357
INFORM DIAGNOSTICS		349	6	2%	355
ADVENT HEALTH CENTRA CARE - LAKE MARY	2	104	249	70%	355
PALM GARDEN OF OCALA		330	25	7%	355
EAST LAKE PEDIATRICS		289	65	18%	354
FAIR HAVENS CENTER, OPCO		349	5	1%	354
BALDWIN PEDIATRICS	1	332	20	6%	353
FLAGLER COUNTY HEALTH DEPARTMENT		307	45	13%	352
LPG COCONUT POINT		289	62	18%	351
RICARDO NAVARRO DO PA		311	40	11%	351
PEDIATRIC HEALTHCARE ALLIANCE PA		320	30	9%	350
LITTLE PINE PEDIATRICS		223	126	36%	349
BAYSHORE DIAGNOSTICS		309	40	11%	349
HARBOUR HEALTH CENTER		338	10	3%	348
SANFORD LABORATORIES		325	23	7%	348
MEDFAST URGENT CARE CENTERS		79	268	77%	347
UR MEDICINE LABS- CENTRAL LABORATORY		332	15	4%	347
NSPIRE HEALTHCARE MIAMI LAKES	3	335	9	3%	347
VITAS HEALTHCARE CORP OF CENTRAL FL		337	8	2%	345
FERNANDINA BEACH REHAB AND NURSING	1	336	7	2%	344
MAYFLOWER ASSISTED LIVING		342	2	1%	344
Ocala Health and Rehabilitation Center		329	14	4%	343
MAIN STREET MEDICAL CENTER		48	294	86%	342
KETAMINE HEALTH CENTERS LLC		315	27	8%	342
MY CLINICAL LAB		224	118	35%	342
MINUTECLINIC LLC #5924		273	68	20%	341
CITRUS NURSING CENTER LLC		323	18	5%	341
GOLDEN GATE FAMILY CLINIC		83	258	76%	341
CRUCIAL CARE EMERGENCY MEDICINE DOCTORS		279	62	18%	341
VILLAGE AT VIENNA SQUARE,THE	6	329	5	1%	340
AMERICA'S PHARMACY LLC		299	41	12%	340
MANOR CARE HEALTH SERVICES - FT MYERS		330	10	3%	340
ADVENT HEALTH CENTRA CARE - PALM COAST		80	260	76%	340
SELECT REFERENCE LABORATORIES, LLC	1	326	12	4%	339
TREASURE COAST COMMUNITY HEALTH	3	296	40	12%	339
AMERICAN FAMILY CARE PENSACOLA WEST		1	338	100%	339
CHILDRENS MEDICAL ASSOCIATION		312	26	8%	338
Stacey Health Care Centers Inc. dba Riverside Care Center		310	27	8%	337
GENESIS DIAGNOSTICS		234	102	30%	336
INDIAN RIVER CTR, LLC		305	31	9%	336
CORAL BAY HEALTHCARE AND REHABILITATION	1	328	6	2%	335
NORTH FLORIDA REHABILITATION & SPECIALTY CARE		332	3	1%	335
SIPARADIGM, DIAGNOSTIC INFORMATICS		273	62	19%	335
VRL EUROFINS		321	11	3%	332
PALMS OF SEBRING		309	22	7%	331
ADVENT HEALTH CENTRA CARE - LEESBURG		13	318	96%	331

COVID-19: testing by laboratory

Data through Jan 6, 2021 verified as of Jan 7, 2021 at 09:25 AM

Data in this report are provisional and subject to change.

The numbers in the table below represent the number of Florida and non-Florida residents for whom test results were received by the Department of Health. A person can be tested by more than one laboratory and can have both positive and negative results. **Therefore, the sum of the numbers in each column will be larger than the total number of people tested.**

Reporting lab	Inconclusive	Negative	Positive	Percent positive	Total
MEDICAL CENTER CLINIC-IMMEDIATE CARE	1	277	52	16%	330
ARCPPOINTS LABS		294	36	11%	330
NORTH PINELLAS STATMED QUICK QUALITY CLINICS		236	92	28%	328
ABBAY DELRAY		323	4	1%	327
TRI-COUNTY NURSING AND REHABILITATION CENTER INC		311	15	5%	326
USAFSAM/PHE		173	150	46%	323
BROOKDALE PALMER RANCH	1	283	39	12%	323
MINUTECLINIC LLC #1815		289	34	11%	323
ORLANDO HEALTH CENTER FOR REHABILITATION		313	9	3%	322
MANOR OAKS NURSING & REHAB CENTER	2	319	1	0%	322
FLORIDA HOSPITAL MEDICAL GROUP		247	75	23%	322
VITAS LUTHERAN TOWERS INPATIENT PROGRAM		277	44	14%	321
FLORIDA HOSPITAL WAUCHULA		217	104	32%	321
BOND AND STEELE CLINIC PA		188	132	41%	320
BAPTIST PRIMARY CARE	2	254	64	20%	320
TELESCOPE HEALTH LLC	3	242	75	23%	320
24 HOUR PEDIATIC CARE CENTER	1	289	30	9%	320
Solaris HealthCare Windermere		311	8	3%	319
MINUTECLINIC LLC #8381		251	68	21%	319
MIDWAY SPECIALTY CARE CENTER	3	202	113	36%	318
RUSKIN HEALTH CENTER		208	109	34%	317
MINUTECLINIC LLC #1807		250	67	21%	317
BLOUNTSTOWN REHABILITATION CENTER LLC		219	98	31%	317
SIGNATURE HEALTHCARE OF BROOKWOOD GARDENS		316	1	0%	317
APP-UNIPATH, LLC	2	303	12	4%	317
MINUTECLINIC, LLC #5817		259	56	18%	315
CORE DIAGNOSTIC LABORATORIES LLC		236	79	25%	315
GENESIS MEDICAL LABORATORY MIAMI FL.		83	229	73%	312
CORAL TRACE HEALTH CARE☐	2	303	5	2%	310
MINUTECLINIC, LLC #3245		223	86	28%	309
Timberidge Center for Rehabilitation and Healing		283	25	8%	308
AFC URGENT CARE SEMINOLE			307	100%	307
MEDSCAN LABORATORY INC	1	161	145	47%	307
ORCHARD PARK HEALTH & REHABILITATION		304	2	1%	306
CLARIDGE HOUSE NURSING CENTER		290	16	5%	306
MINUTECLINIC LLC, #10357		305	1	0%	306
MINUTECLINIC LLC #4612		235	71	23%	306
CONSULATE HEALTH CARE OF BAYONET POINT	3	295	7	2%	305
MEDEXPRESS LUTZ		3	302	99%	305
FLORIDA GULF COAST UNIVERSITY		153	149	49%	302
PALMETTO SUBACUTE CARE CENTER		294	8	3%	302
DBI HEALTH INC		289	13	4%	302
HAINES CITY REHABILITATION AND NURSING CENTER		285	16	5%	301
CARENOW URGENT CARE – FORT PIERCE		180	121	40%	301
HALIFAX MEDICAL CENTER-PORT ORANGE LAB		254	45	15%	299
Life Care Center at Wells Crossing		283	16	5%	299
ASAP LAB LLC		198	99	33%	297

COVID-19: testing by laboratory

Data through Jan 6, 2021 verified as of Jan 7, 2021 at 09:25 AM

Data in this report are provisional and subject to change.

The numbers in the table below represent the number of Florida and non-Florida residents for whom test results were received by the Department of Health. A person can be tested by more than one laboratory and can have both positive and negative results. **Therefore, the sum of the numbers in each column will be larger than the total number of people tested.**

Reporting lab	Inconclusive	Negative	Positive	Percent positive	Total
ADVENT HEALTH CENTRA CARE - TITUSVILLE		56	241	81%	297
BUENA VISTA URGENT CARE		264	32	11%	296
MINUTECLINIC LLC #3236		265	31	10%	296
Life Care Center of Ocala		277	19	6%	296
MINUTECLINIC LLC #3748		231	65	22%	296
SPRING HILL HEALTH AND REHABILITATION CENTER		281	14	5%	295
FLORIDA DEPARTMENT OF HEALTH CLAY COUNTY	1	206	88	30%	295
ADVENT HEALTH CENTRA CARE - WINTER HAVEN	1	128	166	56%	295
BUFFALO CROSSING HEALTHCARE & REHABILITATION CTR		285	9	3%	294
BENTON PEDIATRICS INC		265	29	10%	294
HEALTH CENTRAL PARK		231	62	21%	293
DELTONA HEALTH CARE		270	23	8%	293
NORTHWEST MEDICAL CENTER CLINICAL LABORATORY		175	117	40%	292
LIFEBRITE	1	119	172	59%	292
MEDIQUICK URGENT CARE CENTERS INC		154	137	47%	291
BOCA GRANDE HEALTH CLINIC		274	17	6%	291
VETERANS AFFAIRS MEDICAL CENTER - LAKE CITY		52	238	82%	290
AUBURN UNIVERSITY MEDICAL CLINIC		227	62	21%	289
PHYSICIANS STAT LAB INC		242	46	16%	288
URGENT CARE OF THE PALM BEACHES		3	285	99%	288
STEWART ROCKLEDGE HOSPITAL		216	71	25%	287
Quest Diag Unspecifd		180	107	37%	287
CALHOUN LIBERTY HOSPITAL		196	91	32%	287
REDI MED LLC		195	91	32%	286
SOLARIS HEALTHCARE LAKE CITY		228	58	20%	286
FLORIDA HOSPITAL HEARTLAND MED CTR LAKE PLACID		213	73	26%	286
EAST LAKE PEDIATRICS PA		259	26	9%	285
ER QUICKCARE PL		229	56	20%	285
SPECIALTY HEALTH AND REHABILITATION CENTER		260	24	8%	284
SHORE ACRES CARE CENTER		259	24	8%	283
BIOCEPT		267	16	6%	283
LOOP PEDIATRICS PA		249	34	12%	283
BOCA BIOLISTICS REFERENCE LABORATORY	2	185	95	34%	282
LAKELAND REGIONAL HEALTH SYSTEMS INC		16	266	94%	282
Cypress Cove Care Center		184	98	35%	282
MANOR CARE NURSING CENTER OF SARASOTA FL LLC		275	6	2%	281
SUWANNEE HEALTH AND REHABILITATION CENTER		276	5	2%	281
PALM GARDEN OF GAINESVILLE	2	277	2	1%	281
KEY WEST HEALTH AND REHAB	1	273	6	2%	280
SOLARIS HEALTHCARE PARKWAY	1	275	4	1%	280
LIFE CARE PONTE VEDRA INC		273	5	2%	278
PRUITT HEALTH-SANTA ROSA		275	2	1%	277
SOLARIS HEALTHCARE OSCEOLA		271	6	2%	277
JACKSONVILLE BEACH PEDIATRIC CARE CENTER		244	33	12%	277
BREVARD HEALTH ALLIANCE		118	158	57%	276
Manatee Springs Rehabilitation and Nursing Center		260	16	6%	276
PHYSICIANS REGIONAL WALK-IN		184	92	33%	276

COVID-19: testing by laboratory

Data through Jan 6, 2021 verified as of Jan 7, 2021 at 09:25 AM

Data in this report are provisional and subject to change.

The numbers in the table below represent the number of Florida and non-Florida residents for whom test results were received by the Department of Health. A person can be tested by more than one laboratory and can have both positive and negative results. **Therefore, the sum of the numbers in each column will be larger than the total number of people tested.**

Reporting lab	Inconclusive	Negative	Positive	Percent positive	Total
GOOD SAMARITAN SOCIETY-DAYTONA		269	5	2%	274
HOPE HOSPICE AND COMMUNITY SERVICES INC	9	257	8	3%	274
SPRINGTREE REHAB & HEALTH CARE CENTER		259	15	5%	274
WESTCHESTER GARDENS LIMITED PARTNERSHIP		268	5	2%	273
FIRST QUALITY LABORATORY		249	24	9%	273
ASCEND CLINICAL	2	232	38	14%	272
ROLLINS COLLEGE WELLNESS CENTER		130	142	52%	272
AFC URGENT CARE FAMILY CARE			270	100%	270
FAIRWAY OAKS CENTER LLC	6	257	6	2%	269
MEDFAST URGENT CARE CENTER		82	187	70%	269
BAY VILLAGE OF SARASOTA INC		266	3	1%	269
BRIDGEWATER PARK HEALTH AND REHAB		257	12	4%	269
Premier Place at The Glenview		260	8	3%	268
BROOKSVILLE HEALTHCARE CENTER LLC		266	1	0%	267
GANDY CROSSING CARE CENTER	1	254	12	4%	267
AURORA DIAGNOSTICS BERNHARDT LABORATORIES PATHOLOGY SERVICE		190	77	29%	267
AVELLINO LAB USA, INC	1	257	9	3%	267
PALM GARDEN OF CLEARWATER		249	17	6%	266
EXPRESS URGENT CARE LLC		1	264	100%	265
ADVENT HEALTH CENTRA CARE - ORMOND BEACH		113	152	57%	265
CHILDRENS MEDICAL ASSOCIATION PA		237	28	11%	265
SOLARIS HEALTHCARE BAYONET POINT		254	10	4%	264
HOMESTEAD MANOR	2	221	40	15%	263
VILLAGE DOCTORS FAMILY MEDICAL CENTER OF		208	54	21%	262
AVENTURA REHAB AND NURSING CENTER		255	5	2%	260
CLIFFORD CHESTER SIMS VA NURSING HOME		251	9	3%	260
MICHAEL A MIDDLETON MD PA		252	8	3%	260
MANORCARE HEALTH SERVICES - VENICE		211	48	19%	259
Marshall Health and Rehabilitation Center		253	6	2%	259
CONSULATE HEALTHCARE OF KISSIMMEE		247	12	5%	259
STARKE FAMILY MEDICAL CENTER		205	53	21%	258
FLORIDA WOMAN CARE LABORATORY LLC		232	26	10%	258
SABAL PALMS HEALTH AND REHAB		214	43	17%	257
OCEAN VIEW NURSING AND REHAB CENTER		247	10	4%	257
HEALTHY STEPS PEDIATRICS		228	29	11%	257
AFC URGENT CARE TYRONE		2	254	99%	256
LabCorp (Non-Interfaced)	1	112	142	56%	255
QUALITOX LABORATORIES		105	149	59%	254
ST JUDE CHILDREN'S RESEARCH HOSPITAL		241	13	5%	254
AFC URGENT CARE CLEARWATER		104	150	59%	254
MINUTECLINIC LLC #1350		205	49	19%	254
SEA BREEZE REHAB AND NURSING CENTER		248	4	2%	252
HARDEE MANOR HEALTH CARE CENTER	1	247	2	1%	250
ROSEWOOD HEALTH AND REHABILITATION CENTER		242	7	3%	249
LUTHERAN HAVEN		246	3	1%	249
SIGNATURE HEALTHCARE OF NORTH FLORIDA		247	2	1%	249
Glades West Rehabilitation and Nursing Center		241	6	2%	247

COVID-19: testing by laboratory

Data through Jan 6, 2021 verified as of Jan 7, 2021 at 09:25 AM

Data in this report are provisional and subject to change.

The numbers in the table below represent the number of Florida and non-Florida residents for whom test results were received by the Department of Health. A person can be tested by more than one laboratory and can have both positive and negative results. **Therefore, the sum of the numbers in each column will be larger than the total number of people tested.**

Reporting lab	Inconclusive	Negative	Positive	Percent positive	Total
CONSULATE HEALTH CARE OF SAFETY HARBOR		244	3	1%	247
PERSONALIZED GENETIC TESTING	1	153	92	37%	246
MARTIN MEMORIAL MEDICAL CENTER LAB		128	118	48%	246
SHELL POINT VILLAGE MEDICAL CENTER		246			246
LAKE EUSTIS HEALTH AND REHABILITATION CENTER		243	3	1%	246
renaissance health and rehabilitation center		237	8	3%	245
PruittHealth Santa Rosa		195	50	20%	245
ROSEWOOD HEALTHCARE & REHABILITATION CENTER		239	4	2%	243
MINUTECLINIC LLC #3255		191	51	21%	242
FL HUD DESTIN, LLC D/B/A GRAND BOULEVARD HEALTH		209	33	14%	242
KISSIMMEE FACILITY OPERATIONS LLC		234	8	3%	242
Solaris Healthcare Daytona	1	233	8	3%	242
PALM GARDEN OF ORLANDO		218	24	10%	242
HEATHER HILL HEALTHCARE CENTER		200	41	17%	241
VIERA HOSPITAL, INC		178	63	26%	241
GOOD SAMARITAN CARES		236	5	2%	241
ADVENT HEALTH CENTRA CARE - ALTAMONTE SPRINGS		145	95	40%	240
BROWARD NURSING & REHABILITATION CTR	8	229	3	1%	240
Bayside Care Center	1	225	14	6%	240
ST JAMES HEALTH AND REHABILITATION CENTER		187	53	22%	240
HARBOURWOOD	1	234	4	2%	239
SOLARIS HEALTHCARE MERRITT ISLAND		218	19	8%	237
DIAMOND RIDGE HEALTH AND REHABILITATION CENTER		222	15	6%	237
ELLENTON PEDIATRICS		220	17	7%	237
THE PALACE MANAGEMENT - THE PALACE AT CORAL GABLES		237			237
TAMARAC REHABILITATION & HEALTH CENTER		236	1	0%	237
MALABAR/ADVENT CENTRA CARE		48	189	80%	237
ADVENT HEALTH CENTRA CARE - UNIVERSITY	1	95	140	59%	236
OSPREY LODGE		222	13	6%	235
ARCHER HEALTH VENTURES, LLC		210	25	11%	235
Destin Healthcare and Rehabiliation Center	1	229	5	2%	235
SERENADES IN THE VILLAGES		186	48	21%	234
DIAMOND RIDGE HEALTH AND REHABILITATION		221	12	5%	233
MEMPHIS PATHOLOGY LABORATORY	4	212	17	7%	233
REGENTS PARK AT AVENTURA		221	12	5%	233
Vi at Lakeside Village Skilled Nursing		229	4	2%	233
DAVID SCOTT MADWAR MD PA□		211	21	9%	232
ROSEN MEDICAL CENTER		206	26	11%	232
CARE ONE OF FLORIDA LLC		108	124	53%	232
Fernandina Beach Rehabilitation and Nursing Center		230	1	0%	231
Bay Breeze Senior Living and Rehabilitation Center		181	50	22%	231
OAK HAMMOCK AT THE UNIVERSITY OF FLORIDA		225	6	3%	231
SPRINGS AT BOCA CIEGA BAY,THE		222	9	4%	231
PruittHealth Panama City	1	210	20	9%	231
MEDIPATH		12	218	95%	230
BEAR CREEK NURSING CENTER		226	3	1%	229
BAY TREE CARE AND REHABILITATION CENTER		197	31	14%	228

COVID-19: testing by laboratory

Data through Jan 6, 2021 verified as of Jan 7, 2021 at 09:25 AM

Data in this report are provisional and subject to change.

The numbers in the table below represent the number of Florida and non-Florida residents for whom test results were received by the Department of Health. A person can be tested by more than one laboratory and can have both positive and negative results. **Therefore, the sum of the numbers in each column will be larger than the total number of people tested.**

Reporting lab	Inconclusive	Negative	Positive	Percent positive	Total
ADVENT HEALTH CENTRA CARE - COLONIAL TOWN	1	175	51	22%	227
LAKE PARK OF MADISON		222	5	2%	227
CARENOW	2	115	108	48%	225
LEHIGH VALLEY GENOMICS			224	100%	224
LYNN HAVEN SPORTS COMPLEX-WALKON CLINIC		20	203	91%	223
TERRACES OF LAKE WORTH CARE CENTER		216	7	3%	223
Heritage Healthcare at Tallahassee		219	4	2%	223
ADVENT HEALTH CENTRA CARE		104	117	53%	221
MANDARIN PEDIATRICS		209	12	5%	221
PINES OF SARASOTA		219	2	1%	221
CLERMONT HEALTH AND REHABILITATION CENTER		213	8	4%	221
RULEME CENTER	2	207	11	5%	220
CHIPOLA HEALTH AND REHAB		206	14	6%	220
Solaris Healthcare Lake Bennet		196	24	11%	220
FLORIDA DEPARTMENT OF HEALTH		193	27	12%	220
BUREAU OF CLINICAL LABORATORIES		183	37	17%	220
PROTEUS MOLECULAR AND CLINICAL LAB	1	144	74	34%	219
Boynton Beach Rehabilitation Center	2	213	4	2%	219
CARE ONE OF FLORIDA	1	142	75	34%	218
FLORIDA DEPARTMENT OF HEALTH IN CALHOUN COUNTY		146	72	33%	218
THE MANOR AT CARPENTERS		185	32	15%	217
TUSKAWILLA NURSING AND REHAB CENTER	2	210	5	2%	217
LAKE PORT SQUARE		200	17	8%	217
ST. CLOUD REGIONAL MEDICAL CENTER		199	17	8%	216
TIERRA PINES CENTER		204	11	5%	215
TGH		1	214	100%	215
SABAL DIRECT PRIMARY CARE, PA		178	36	17%	214
GATEWAY/ADVENT CENTRA CARE	1	24	189	88%	214
Consulate Health Care of North Fort Myers		203	10	5%	213
Sunset Point Center		211	2	1%	213
BLOCK, NATION, CHASE, AND SMOLEN FAMILY MEDICINE		157	56	26%	213
PCB CLINIC		167	45	21%	212
POCONO MEDICAL CENTER		212			212
SAMANTHA WILSON CARE CENTER		205	7	3%	212
SUNRISE DIAGNOSTIC LABORATORY		158	53	25%	211
PARKS HEALTHCARE & REHABILITATION CTR	4	206	1	0%	211
PALM GARDEN OF AVENTURA		209	1	0%	210
SERANADES BY SONATA WEST ORANGE		189	21	10%	210
CONSULATE HEALTH CARE OF WINTER HAVEN		209	1	0%	210
SUN COUNTRY PEDIATRICS PLLC	6	185	18	9%	209
MINUTECLINIC LLC #3637		141	68	33%	209
The Palace Nursing and Rehabilitation Center		209			209
MEDICAL CONSULTANTS OF FLORIDA, LLC		169	39	19%	208
ELMHURST HOSPITAL CENTER	1	198	9	4%	208
PALMETTO FAMILY HEALTHCARE	1	123	84	40%	208
DOCTORS MEMORIAL FAMILY MEDICINE	2	142	63	30%	207
EDGEWATER AT WATERMAN VILLAGE,THE		196	11	5%	207

COVID-19: testing by laboratory

Data through Jan 6, 2021 verified as of Jan 7, 2021 at 09:25 AM

Data in this report are provisional and subject to change.

The numbers in the table below represent the number of Florida and non-Florida residents for whom test results were received by the Department of Health. A person can be tested by more than one laboratory and can have both positive and negative results. **Therefore, the sum of the numbers in each column will be larger than the total number of people tested.**

Reporting lab	Inconclusive	Negative	Positive	Percent positive	Total
Taylor Care Center		203	4	2%	207
PEDIATRICS IN BREVARD PA		188	18	9%	206
W FRANK WELLS NURSING HOME		179	27	13%	206
JACKSON PLAZA NURSING & REHAB CENTER		201	5	2%	206
AFC URGENT CARE		52	154	75%	206
MEDICAL CENTER OF DELTONA, INC		159	47	23%	206
BRENTWOOD RETIREMENT COMMUNITY	4	176	26	13%	206
Solaris Healthcare Coconut Creek		203	2	1%	205
HOMESTEAD VILLAGE		201	3	1%	204
ABBOTT LABORATORIES		142	62	30%	204
BAYA POINTE NURSING AND REHABILITATION		122	82	40%	204
PEDIATRIC HEALTH CARE ALLIANCE, PA		184	19	9%	203
CLINICAL PATHOLOGY LABS INC		202			202
HAVEN OF OUR LADY OF PEACE INC		197	5	2%	202
HEALTH FIRST - HOLMES REGIONAL MEDICAL CENTER		32	170	84%	202
HARDEE COUNTY HEALTH DEPARTMENT		160	42	21%	202
FULGENT GENETICS	2	162	38	19%	202
POLK COUNTY HEALTH DEPARTMENT		178	24	12%	202
VILLAGE DOCTORS OF KEYSTONE		146	56	28%	202
Governors Creek Health and Rehabilitation	1	198	2	1%	201
TALLAHASSEE NHHI LLC		200	1	0%	201
VAMC WEST PALM LAB		5	196	98%	201
FLORIDA CLINICAL LABORATORY-BIOREFERENCE LABORATORIES		64	136	68%	200
HEARTLAND PEDIATRICS OF LAKE WALES		177	23	12%	200
SILVERCREST HEALTH AND REHABILITATION CENTER	3	191	6	3%	200
ORANGE COUNTY HEALTH DEPT		192	8	4%	200
ORCHARD RIDGE CARE AND REHABILITATION CENTER		199	1	1%	200
LITTLE PINE PEDIATRICS PLLC		167	33	17%	200
GRAND COURT TAMPA		198	1	1%	199
TRENTON MEDICAL CENTER INC DBA PALMS MEDICAL GROUP	4	140	55	28%	199
Chatsworth at PGA National, LLC		194	5	3%	199
XPRESS URGENT CARE	2	170	27	14%	199
PATHGROUP LABS LLC		94	104	53%	198
USA HEALTH UNIVERSITY HOSPITAL CLINICAL LABORATORY	1	195	2	1%	198
DEPARTMENT OF HEALTH & HUMAN SERVICES		198			198
RIVERS FAMILY MEDICINE PA		149	49	25%	198
OPTUMCARE FLORIDA LLC		124	74	37%	198
FELLOWSHIP HOME AT THE FAIRWAY LLC		192	5	3%	197
MIAMI JEWISH HEALTH SYSTEMS, INC	1	189	7	4%	197
GLENRIDGE ON PALMER RANCH,THE		189	7	4%	196
SOLARIS SENIOR LIVING VERO BEACH		188	7	4%	195
SILVER CREEK SENIOR LIVING COMMUNITY		193	2	1%	195
ADVENT HEALTH - CARROLLWOOD	4	166	25	13%	195
PROFESSIONAL HEALTH EXAMINERS		168	27	14%	195
SIGNATURE HEALTHCARE AT THE COURTYARD		148	46	24%	194
HEALTH DESIGNS		184	9	5%	193
WESTWOOD HEALTHCARE SNF		163	29	15%	192

COVID-19: testing by laboratory

Data through Jan 6, 2021 verified as of Jan 7, 2021 at 09:25 AM

Data in this report are provisional and subject to change.

The numbers in the table below represent the number of Florida and non-Florida residents for whom test results were received by the Department of Health. A person can be tested by more than one laboratory and can have both positive and negative results. **Therefore, the sum of the numbers in each column will be larger than the total number of people tested.**

Reporting lab	Inconclusive	Negative	Positive	Percent positive	Total
MOLECULAR TESTING LABS		156	36	19%	192
ASSOCIATESMD MEDICAL GROUP INC		159	33	17%	192
Solaris HealthCare Imperial		186	5	3%	191
ManorCare Health Services-Palm Harbor		191			191
DIGNITY HEALING, LLC		180	11	6%	191
Lake Port Square Health Center		178	13	7%	191
EPN URGENT CARE		43	148	77%	191
Life Care Center of Punta Gorda	1	179	11	6%	191
San Jose Health & Rehabilitation		188	2	1%	190
CROSS POINTE CARE CENTER	2	188			190
CARRINGTON PLACE OF ST PETE LLC		187	3	2%	190
WOMEN'S CARE FLORIDA LABORATORY		183	5	3%	188
HEALTH LINK DIAGNOSTIC LABORATORIES		182	6	3%	188
OCALA FAMILY MEDICAL CENTER INC	1	147	40	21%	188
Bayside Health and Rehabilitation		164	24	13%	188
PALM GARDEN OF WINTER HAVEN		173	14	7%	187
ACCURATE DIAGNOSTIC LABS, INC		176	10	5%	186
Nspire Health Care Kendall		176	10	5%	186
NEO GENOMICS - FORT MYERS	1	180	5	3%	186
CRONOS CLINICAL LABORATORY	9	127	50	27%	186
PLANTATION NURSING & REHAB CENTER		186			186
ADVENT		172	13	7%	185
CARITHERS PEDIATRIC GROUP		161	23	13%	184
DIAGNOSTIC & CLINICAL CARE SERVICES INC DBA		152	32	17%	184
ST. JAMES BAY HEALTH AND REHABILITATION CENTER		183	1	1%	184
Lakewood Nursing Center		167	17	9%	184
ADVENT HEALTH CENTRA CARE - WESLEY CHAPEL		13	170	93%	183
SANDBAY URGENT CARE		143	39	21%	182
UNIVERSITY OF TAMPA STUDENT HEALTH AND SHC CLINICAL LABORATORY		49	133	73%	182
DXTERITY DIAGNOSTICS	1	177	4	2%	182
BAYVIEW CENTER		179	2	1%	181
NADAL PEDIATRICS - VICTORIA STREET (3385)		153	28	15%	181
CENTRA CARE – AZALEA PARK		98	82	46%	180
BROOKDALE FORT MYERS CYPRESS LAKE		179	1	1%	180
Orchid Cove at Sarasota		179	1	1%	180
FORT PIERCE HEALTH CARE		177	3	2%	180
COMMUNITY HEALTH AND REHABILITATION CENTER		153	26	15%	179
BOCA RATON REHABILITATION CENTER	4	172	3	2%	179
LONGWOOD FAMILY PRACTICE		141	38	21%	179
MANOR CARE OF NAPLES FL LLC		176	2	1%	178
ARCPPOINT LABS OF ST PETERSBURG		117	61	34%	178
SUPERIOR RESIDENCES OF PANAMA CITY BEACH		171	6	3%	177
CONSULATE HEALTH CARE OF MELBOURNE		176	1	1%	177
REHABILITATION CENTER OF LAKE CITY, THE		159	18	10%	177
NSPIRE HEALTHCARE LAUDERHILL		171	6	3%	177
Parkview Rehabilitation Center at Winter Park		173	3	2%	176
VETERANS AFFAIRS MEDICAL CENTER - MIAMI			176	100%	176

COVID-19: testing by laboratory

Data through Jan 6, 2021 verified as of Jan 7, 2021 at 09:25 AM

Data in this report are provisional and subject to change.

The numbers in the table below represent the number of Florida and non-Florida residents for whom test results were received by the Department of Health. A person can be tested by more than one laboratory and can have both positive and negative results. **Therefore, the sum of the numbers in each column will be larger than the total number of people tested.**

Reporting lab	Inconclusive	Negative	Positive	Percent positive	Total
ABBIEJEAN RUSSELL CARE CENTER☐		176			176
ADVENT HEALTH CENTRA CARE - DAYTONA BEACH		89	86	49%	175
Heritage Park Rehabilitation & Healthcare		159	16	9%	175
OCEAN REEF MEDICAL CENTER		149	26	15%	175
NIGHT LITE PEDIATRICS WINTER GARDEN		144	30	17%	174
BAPTIST HEALTH PRIMARY CARE	1	134	39	22%	174
Crossbreeze care center		173	1	1%	174
FINLAY CLINICAL LABORATORY INC		36	138	79%	174
MEDICAL CONSULTANTS OF FLORIDA LLC	1	142	31	18%	174
Consulate Health Care of St. Petersburg		174			174
INN AT ASTON GARDENS, THE		169	4	2%	173
AVECINA MOBILE		118	55	32%	173
PALM GARDEN OF WEST PALM BEACH☐	2	157	13	8%	172
CORAL REEF NURSING & REHAB CENTER		169	2	1%	171
WIREGRASS DIRECT PRIMARY CARE PLLC☐		146	25	15%	171
FAMILY CARE PARTNERS OF NORTHEAST FLORIDA LLC		115	55	32%	170
ADVENT HEALTH CENTRA CARE - CARROLLWOOD		4	166	98%	170
PROFESSIONAL HEALTH EXAMINERS DBA PROHEALTH		143	26	15%	169
AZALEA TRACE		158	11	7%	169
PANAMA CITY DEVELOPMENTAL CENTER☐		168			168
GOOD SAMARITAN SOCIETY OF DELAND		159	9	5%	168
Consulate Healthcare of West Palm Beach		157	11	7%	168
ADVENT HEALTH - ORLANDO		136	32	19%	168
CHAUTAUQUA REHABILITATION AND NURSING CENTER		159	9	5%	168
URGENT CARE OF THE PALM BEACHES, NORTH PALM BEACH			166	100%	166
CAREMED CLINIC LLC		84	80	49%	164
ADVENT HEALTH CENTRA CARE - OVIEDO		63	101	62%	164
ASTON GARDENS AT PELICAN MARSH		162	2	1%	164
ATLANTIC SHORES NURSING AND REHAB CENTER		160	4	2%	164
SOUTHWEST ORLANDO FAMILY MEDICINE, PL		133	30	18%	163
The Inn at Sarasota Bay Club		161	2	1%	163
TRI COUNTY NURSING HOME		162	1	1%	163
BRADENTON HEALTH CARE		163			163
PAVILION FOR HEALTHCARE, THE		161	1	1%	162
MINUTECLINIC LLC #8927		125	37	23%	162
GOOD SAMARITAN CENTER		161	1	1%	162
AMERICAN FINNISH NURSING HOME	1	159	2	1%	162
Emory L Bennett State Veterans Nursing Home		160	2	1%	162
ADVENT HEALTH CENTRA CARE - TEMPLE TERRACE	1	101	59	37%	161
SARNO EXTENDED HOURS		104	57	35%	161
ORANGE BLOSSOM FAMILY HEALTH		148	13	8%	161
HUNT CLUB PEDIATRIC ASSOCIATES, P.A.		138	22	14%	160
DOCTORS MEMORIAL HOSPITAL		44	116	73%	160
GREENBRIAR REHABILITATION AND NURSING CENTER	1	159			160
KEYSTONE REHAB		160			160
HOSPITAL FOR SPECIAL SURGERY		159	1	1%	160
QUICK CARE MED		129	31	19%	160

COVID-19: testing by laboratory

Data through Jan 6, 2021 verified as of Jan 7, 2021 at 09:25 AM

Data in this report are provisional and subject to change.

The numbers in the table below represent the number of Florida and non-Florida residents for whom test results were received by the Department of Health. A person can be tested by more than one laboratory and can have both positive and negative results. **Therefore, the sum of the numbers in each column will be larger than the total number of people tested.**

Reporting lab	Inconclusive	Negative	Positive	Percent positive	Total
FIRST CHOICE PEDIATRICS		112	47	30%	159
EXPRESS PHARMACY		145	14	9%	159
AVON PARK PEDIATRICS INC	3	141	15	9%	159
PADDOCK RIDGE		156	3	2%	159
ARBOR FACILITY INC		159			159
CYPRESS POINT LIVING, LLC		152	6	4%	158
FLORIDA KEYS PEDIATRICS & ADOLESCENT CENTER		151	7	4%	158
WUESTHOFF REF LABORATORY			158	100%	158
POINT WASHINGTON MEDICAL CLINIC		30	128	81%	158
AMBULATORY SURGERY CENTER OF BOCA RATON LTD		156	1	1%	157
Englewood Healthcare and Rehab		141	15	10%	156
COLOR GENOMICS, INC.	1	153	2	1%	156
PRIMARY CARE SOUTH INC		16	140	90%	156
SEMINOLE NURSING PAVILION		149	7	4%	156
ALLSOUTH URGENT CARE			156	100%	156
LASER & SURGERY CENTER OF THE PALM BEACHES☐		155	1	1%	156
SUNLAND MARIANNA COX MEDICAL CENTER		130	26	17%	156
NORTH FLORIDA MEDICAL GROUP		101	55	35%	156
COCOA BEACH/ADVENT CENTRA		41	114	74%	155
ORLANDO HEALTH EMERGENCY DEPARTMENT		144	11	7%	155
ALL SEASONS NAPLES LLC☐		153	2	1%	155
TIMBERRIDGE NURSING HOME & REHAB		123	32	21%	155
NORTH FLORIDA PEDIATRICS - MARIANNA		119	36	23%	155
PRUITT HEALTH		153	2	1%	155
HEALTH PARK CARE CENTER		152	3	2%	155
WATERMARK LAKE POINTE WOODS LLC		139	15	10%	154
PALMETTTO FACILITY INC	1	153			154
ST CATHERINE'S WEST REHABILITATION HOSPITAL		151	3	2%	154
OAKBROOK HEALTH AND REHABILITATION CENTER	1	153			154
CENTERSTONE OF FLORIDA☐		144	9	6%	153
PIONEER CLINICAL LAB, LLC		104	49	32%	153
COLONY CLUB ALF,THE		142	11	7%	153
AMEERAH LABS, LLC	2	118	33	22%	153
NATIONS BEST FAMILY HEALTH CARE		69	84	55%	153
OSPREY VILLAGE AT AMELIA ISLAND LTD		146	6	4%	152
CANTERFIELD OF CLAY COUNTY		122	30	20%	152
SUNSHINE URGENT CARE LLC		104	48	32%	152
SAINTS 120 LLC	1	117	33	22%	151
DIAMOND RIDGE		147	3	2%	150
ANCIENT CITY PEDIATRICS		143	7	5%	150
FAWCETT MEMORIAL HOSPITAL-LAB		39	111	74%	150
PROJECT HEALTH INC	1	108	41	27%	150
HCSO OCCUPATIONAL HEALTH AND WELLNESS CENTER		114	35	23%	149
PRECISION HEALTH RESOURCES, LLC	1	133	15	10%	149
UCC - WELLINGTON			149	100%	149
FLORIDA HEALTH CARE PLAN INC		2	147	99%	149
ATLANTIC URGENT CARE		102	47	32%	149

COVID-19: testing by laboratory

Data through Jan 6, 2021 verified as of Jan 7, 2021 at 09:25 AM

Data in this report are provisional and subject to change.

The numbers in the table below represent the number of Florida and non-Florida residents for whom test results were received by the Department of Health. A person can be tested by more than one laboratory and can have both positive and negative results. **Therefore, the sum of the numbers in each column will be larger than the total number of people tested.**

Reporting lab	Inconclusive	Negative	Positive	Percent positive	Total
EVENT MED SERVICES LABORATORY		146	3	2%	149
EDGEWOOD NURSING CENTER		144	4	3%	148
CITRUS HEALTH AND REHAB		128	20	14%	148
AMERICAN MEDICAL RESPONSE		145	3	2%	148
MINUTECLINIC LLC #5187		120	28	19%	148
LAB CORP	1	89	56	38%	146
ADVENT HEALTH CENTRA CARE - ST. CLOUD		131	15	10%	146
PALM HARBOR FAMILY PRACTICE & WALK-IN		108	38	26%	146
GENE BY GENE		61	85	58%	146
REGENCY CARE OF BLOUNTSTOWN LLC		135	10	7%	145
HOLIDAY CVS LLC DBA CVS/PHARMACY #0440		142	3	2%	145
ADVANCED AMBULATORY SURGERY CENTER		137	8	6%	145
FLOMEDILAB		19	126	87%	145
AMERICAN RESEARCH LABS		7	138	95%	145
ASCENSION MEDICAL GROUP		2	142	99%	144
URGENT CARE EXPRESS LLC			144	100%	144
CONEY ISLAND HOSPITAL		141	3	2%	144
JEFFERY WEINZWEIG		2	141	99%	143
ARCADIA HEALTH AND REHABILITATION CENTER		100	43	30%	143
GOLD CHOICE SENIOR COMMUNITIES		103	40	28%	143
Quail Run Health Care Center		143			143
FIRST CHOICE PRIMARY CARE		113	29	20%	142
BAPTIST PRIMARY CARE, INC		132	10	7%	142
Heartland Healthcare of Ft. Myers	1	140			141
Solaris Senior Living North Naples ALF		136	5	4%	141
PORT ST LUCIE REHABILITATION AND HEALTHCARE		98	42	30%	140
GLADES HEALTH CARE CENTER		136	3	2%	139
PALM BEACH COUNTY HEALTH DEPT LAB	3	131	5	4%	139
MANOR CARE OF BOYNTON BEACH LLC		136	3	2%	139
TARPON POINT NURSING AND REHABILITATION CENTER		139			139
ARDEN COURTS OF LARGO FL, LLC		129	10	7%	139
BENDERSON FAMILY SKILLED NURSING AND □		125	14	10%	139
AMELIA MEDICAL CARE		14	125	90%	139
MEADOWCREST FAMILY PHYSICIANS		92	47	34%	139
Rehabilitation Center for Park Place LLC		135	4	3%	139
ROSECASTLE OF ZEPHRHILLS		137	2	1%	139
CONTINENTAL CLINICAL RESEARCH, LLC		134	5	4%	139
CSL PLASMA		28	111	80%	139
CAYUGA MEDICAL CENTER AT ITHACA		135	3	2%	138
FAMILY CARE PARTNERS OF NE FLORIDA LLC		90	48	35%	138
AMERICAN PATHOLOGY PARTNERS		136	2	1%	138
WRIGHTS HEALTH CARE AND REHABILITATION CENTER		108	30	22%	138
TRINITY REGIONAL REHAB CENTER		128	10	7%	138
EDWARD J HEALEY REHAB & NURSING CENTER		138			138
FLORIDA HEART & VASCULAR MULTISPECIALTY GROUP PA		93	45	33%	138
PPC-LAB EDI ORCHARD BI		129	8	6%	137
REFUAH HEALTH CENTER LABORATORY		133	4	3%	137

COVID-19: testing by laboratory

Data through Jan 6, 2021 verified as of Jan 7, 2021 at 09:25 AM

Data in this report are provisional and subject to change.

The numbers in the table below represent the number of Florida and non-Florida residents for whom test results were received by the Department of Health. A person can be tested by more than one laboratory and can have both positive and negative results. **Therefore, the sum of the numbers in each column will be larger than the total number of people tested.**

Reporting lab	Inconclusive	Negative	Positive	Percent positive	Total
WOODBIDGE FACILITY INC		135	2	1%	137
PEDIATRIC HEALTHCARE ALLIANCE		122	15	11%	137
ADVENT HEALTH CENTRA CARE - WINTER GARDEN		74	63	46%	137
MANOR AT BLUEWATER BAY		131	6	4%	137
VENICE REGIONAL BAYFRONT HEALTH (PULMONARY)		126	10	7%	136
JACKSONVILLE KIDS PEDIATRICS, PLLC		116	20	15%	136
CANTERFIELD OF OCALA, LLC		134	2	1%	136
Concordia Village of Tampa AL		134	1	1%	135
KR at Hillsborough Lakes/Lutz Healthcare		134	1	1%	135
NCRNC INC		132	3	2%	135
IRL MARKET LAB ALACHUA		104	31	23%	135
Whispering Oaks	7	116	12	9%	135
LABORATORY OF FLORIDA		83	52	39%	135
STATMED QUICK QUALITY CLINIC AT NORTH PINELLAS		65	70	52%	135
PRIMECARE OF DOTHAN		90	44	33%	134
SOMERBY LAKE NONA		131	3	2%	134
Gulf Coast Healthcare (Longwood Health and Rehab		113	21	16%	134
Surrey Place Healthcare and Rehabilitation		134			134
ADVENT HEALTH CENTRA CARE - DELAND		28	105	79%	133
NEW YORK CITY DEPARTMENT OF HEALTH & MENTAL		108	25	19%	133
INTERNAL MEDICINE & PEDIATRICS OF TAMPA BAY PA		106	27	20%	133
LAKESIDE NEUROLOGIC		129	4	3%	133
UNITED CLINICAL LABORATORIES		124	9	7%	133
MATHISON RETIREMENT COMMUNITY, INC		131	2	2%	133
PEDIATRICS BY THE SEA		131	1	1%	132
FRICKS PHARMACY		102	30	23%	132
THE REHABILITATION CENTER OF LAKE CITY		127	5	4%	132
GUEST HOUSE OCALA, THE		129	3	2%	132
FORT WALTON REHABILITATION CENTER		95	37	28%	132
EXOSOME DIAGNOSTICS	1	118	13	10%	132
PATRIOT MEDICAL LABORATORIES		128	4	3%	132
LONGWOOD HEALTH AND REHABILITATION CENTER		125	6	5%	131
THE WELLNESS CENTER AT LAKEWOOD RANCH		43	88	67%	131
NAPLES CHILDREN'S URGENT CARE		107	24	18%	131
ADVENT HEALTH CENTRA CARE - LONGWOOD		26	105	80%	131
INTEGRATED REGIONAL LABORATORIES		119	12	9%	131
MIRACLE HILL NURSING & REHABILITATION CENTER INC		126	4	3%	130
TUSCAN GARDENS OF PALM COAST		129	1	1%	130
ADVENT HEALTH CENTRA CARE - AZALEA PARK		112	18	14%	130
FORT MYERS REHABILITATION AND NURSING CENTER		116	14	11%	130
ADVANCED MEDICAL CENTER		86	44	34%	130
ARGO SENIOR LIVING AT HAVERHILL		124	6	5%	130
USF MORSANI CENTER FOR ADVANCED HEALTH CARE		107	23	18%	130
BMHSI-AEL MICROBIOLOGY LABORATORY	2	102	25	19%	129
CENTRACARE		17	112	87%	129
ESTERO ISLAND MEDICAL CENTER		107	22	17%	129
GENETWORKX		17	111	87%	128

COVID-19: testing by laboratory

Data through Jan 6, 2021 verified as of Jan 7, 2021 at 09:25 AM

Data in this report are provisional and subject to change.

The numbers in the table below represent the number of Florida and non-Florida residents for whom test results were received by the Department of Health. A person can be tested by more than one laboratory and can have both positive and negative results. **Therefore, the sum of the numbers in each column will be larger than the total number of people tested.**

Reporting lab	Inconclusive	Negative	Positive	Percent positive	Total
BAY VUE NURSING AND REHABILITATION CENTER		118	10	8%	128
FHMG-FLORIDA HOSPITAL MEDICAL GROUP		109	19	15%	128
MILLENNIUM LAB SERVICES			127	100%	127
TRI-COUNTY NURSING HOME		117	10	8%	127
SUWANNEE VALLEY NURSING CENTER		120	7	6%	127
GESSLER CLINIC PA		98	29	23%	127
MOBILE INFIRMARY MED CENTER PATH LAB		114	13	10%	127
FHMG FLORIDA HOSPITAL MEDICAL GROUP		107	20	16%	127
YOUR FAMILY WALK-IN CLINIC		3	123	98%	126
TUSCAN GARDENS OF VENETIA MANAGEMENT COMPANY		124	2	2%	126
BAPTIST PRIMARY CARE INC		106	20	16%	126
ADDINGTON PLACE AT WELLINGTON GREEN		125	1	1%	126
VIERA MANOR ASSISTED LIVING RESIDENCE		120	6	5%	126
MACTOWN, INC		126			126
PEDIATRIC ASSOCIATES OF OCALA PA		112	14	11%	126
JAMES A HALEY VETERANS HOSPITAL			125	100%	125
LabCorp L#09258090 M#09258105		73	52	42%	125
THE CLUB AND REHABILITATION CENTER		123	1	1%	124
BEACON AT GULF BREEZE, THE		120	4	3%	124
BORLAND GROOVER CLINIC	1	105	18	15%	124
MORSELIFE MEMORY CARE RESIDENCE		120	4	3%	124
Cross Terrace REhabilitation		123	1	1%	124
ARTHREX MEDICAL CENTER		48	75	61%	123
LIFE CARE CENTER OF ALTAMONTE SPRINGS		102	21	17%	123
SOUTH CAMPUS FACILITY INC		118	5	4%	123
PROVIDENCE HOSPITAL LABORATORY		118	5	4%	123
GRAVITY DIAGNOSTICS, LLC		35	87	71%	122
BOND CLINIC PA PEDIATRICS DEPT		106	16	13%	122
NORTH FLORIDA PEDIATRICS PA - DUVAL		105	16	13%	121
PARKVIEW HEALTH		121			121
PALMS MEDICAL GROUP HIGH SPRINGS		103	18	15%	121
LEESBURG PEDIATRICS		112	9	7%	121
AMA MEDICAL GROUP LLC		96	25	21%	121
WEDGEWOOD HEALTHCARE CENTER		89	32	26%	121
WHITE WILSON MEDICAL IMMEDIATE CARE NICEVILLE		1	119	99%	120
PALM BEACH PEDIATRICS PA	2	107	11	9%	120
GRAVITY DIAGNOSTICS		42	78	65%	120
DOCTOR'S IN HOUSE LABORATORY		17	103	86%	120
Cross Gardens Care Center		118	1	1%	119
MATHISON RETIREMENT COMMUNITY		114	5	4%	119
MEYER PEDIATRICS		107	12	10%	119
BOSTON RED SOX CLUB LP		117	2	2%	119
Sunnyside Nursing Home		116	3	3%	119
SANDY PINES	2	106	10	8%	118
ADVENT HEALTH CENTRA CARE - ORANGE CITY	1	36	81	69%	118
CHARTER SENIOR LIVING OF PANAMA CITY BEACH		100	18	15%	118
SOUTH BALDWIN REGIONAL MEDICAL CENTER		110	8	7%	118

COVID-19: testing by laboratory

Data through Jan 6, 2021 verified as of Jan 7, 2021 at 09:25 AM

Data in this report are provisional and subject to change.

The numbers in the table below represent the number of Florida and non-Florida residents for whom test results were received by the Department of Health. A person can be tested by more than one laboratory and can have both positive and negative results. **Therefore, the sum of the numbers in each column will be larger than the total number of people tested.**

Reporting lab	Inconclusive	Negative	Positive	Percent positive	Total
RDX BIOSCIENCE		60	58	49%	118
FLORIDA DEPARTMENT OF HEALTH IN LIBERTY COUNTY	2	69	47	40%	118
PROVISTA DIAGNOSTICS, INC		115	3	3%	118
MV MEDICAL PRACTICE DBA PRIMARY URGENT CARE		112	5	4%	117
ADVENT HEALTH CENTRA CARE - BRANDON		30	87	74%	117
JACKSONVILLE NURSING AND REHAB CENTER		113	4	3%	117
ENCOMPASS HEALTH REHABILITATION HOSPITAL	5	109	3	3%	117
BRIGHTON EGGERT PHARMACY INC		112	5	4%	117
WESLEY HAVEN VILLA	1	108	8	7%	117
SUNNY HILLS ALF OF SEBRING INC		109	8	7%	117
HILLSBOROUGH COUNTY DEVELOPMENTAL CTR	1	111	5	4%	117
NEIGHBORHOOD MEDICAL CENTER		112	5	4%	117
FG RAPID RESULTS	1	55	61	52%	117
COQUINA CENTER		114	2	2%	116
SHOAL CREEK REHABILITATION CENTER		74	41	36%	115
BELVEDERE COMMONS OF FORT WALTON BEACH		106	9	8%	115
Lakeside Nursing and Rehabilitation Center	1	90	24	21%	115
24/7 PEDIATRIC CARE CENTERS INC		108	7	6%	115
DE LUNA HEALTH AND REHABILITATION CENTER		112	2	2%	114
MILLER BIOCONNECT		95	18	16%	113
COASTAL HEALTH AND REHAB		110	3	3%	113
HOLLEY NAVARRE MEDICAL CLINIC		73	40	35%	113
FOUNTAINS OF HOPE LLC, THE		112	1	1%	113
ADVENT HEALTH CENTRA CARE - CITRUS PARK		8	104	93%	112
STEWART MEDICAL GROUP		34	78	70%	112
MINUTECLINIC DIAGNOSTIC OF RHODE ISLAND, LLC #729		108	4	4%	112
UNIVERSITY OF MIAMI		1	111	99%	112
ALLIED HEALTH FORT PIERCE		112			112
DOCTORS MEMORIAL FAMILY PRACTICE	2	83	26	23%	111
PEDIATRICS OF GREATER ORLANDO		97	14	13%	111
CENTRA CARE - HUNTER'S CREEK		52	59	53%	111
SPRINGS AT LAKE POINTE WOODS		109	2	2%	111
HIALEAH SHORES NURSING AND REHAB CENTER		103	8	7%	111
WIMAUMA COMMUNITY HEALTH CENTER		87	24	22%	111
SUNRISE URGENT CARE ASSOCIATES LLC D/B/A	1	19	91	82%	111
FIRST CHOICE PEDIATRICS SEMORAN		74	37	33%	111
HOLISTIX TREATMENT CENTERS		105	5	5%	110
RDV SPORTSPLEX PEDIATRICS		92	18	16%	110
LUIS A GHIGLINO MD PA		107	3	3%	110
ADVENT HEALTH - LAKE NONA		96	14	13%	110
NORTH FL SOUTH GA HCS-MALCOM RANDALL VAMC			109	100%	109
ISLAND HEALTH AND REHABILITATION CENTER		109			109
KINDRED HOSPITAL	7	100	2	2%	109
PORT SAINT LUCIE HOSPITAL		108	1	1%	109
BROWARD PARTNERSHIP	2	104	3	3%	109
EVANS HEALTH CARE		106	2	2%	108
PONTE VEDRA GARDENS		107	1	1%	108

COVID-19: testing by laboratory

Data through Jan 6, 2021 verified as of Jan 7, 2021 at 09:25 AM

Data in this report are provisional and subject to change.

The numbers in the table below represent the number of Florida and non-Florida residents for whom test results were received by the Department of Health. A person can be tested by more than one laboratory and can have both positive and negative results. **Therefore, the sum of the numbers in each column will be larger than the total number of people tested.**

Reporting lab	Inconclusive	Negative	Positive	Percent positive	Total
CORE BIO LABS		74	34	31%	108
TREASURE COAST MEDICAL ASSOCIATES		3	104	97%	107
GRAND OAKS HEALTH & REHABILITATION		106	1	1%	107
ST MARK VILLAGE		103	4	4%	107
PINNACLES PEDS CARE PA		107			107
LAKEVIEW TERRACE RETIREMENT COMMUNITY		102	5	5%	107
ST ANTHONYS REHABILITATION HOSPITAL	3	102	2	2%	107
HEART OF FLORIDA REGIONAL MED CTR		35	71	67%	106
URGENT CARE TCMA			106	100%	106
ADVENT HEALTH CENTRA CARE - SANFORD		28	78	74%	106
MINUTECLINIC LLC #4987		92	14	13%	106
VETERANS AFFAIRS ORLANDO VA MEDICAL CENTER			106	100%	106
BAY VIEW HEALTHCARE		85	20	19%	105
GRACE PEDIATRICS		85	20	19%	105
FLORIDA DEPARTMENT OF HEALTH IN LAKE COUNTY	1	68	36	34%	105
REGENCY PARK		86	18	17%	104
DISCOVERY VILLAGE AT NAPLES		99	5	5%	104
Signature healthcare of Jacksonville		98	5	5%	103
KENNEDY PAIN CLINIC GROUP LLC		91	12	12%	103
NORTH FLORIDA INTERNAL MEDICINE PA		82	21	20%	103
EXCEL PEDIATRICS		74	29	28%	103
GRANDE, THE	2	97	4	4%	103
SMILEY MEDICAL GROUP		75	28	27%	103
PALMS FACILITY INC		88	14	14%	102
SONATA DELRAY BEACH		97	5	5%	102
CHIPOLA MEDICAL ASSOCIATES, LLC		54	48	47%	102
UNIVERSITY MEDICAL CENTER SUITES		90	12	12%	102
SURREY PLACE CARE CENTER		97	5	5%	102
SUNFLOWER SPRINGS ASSISTED LIVING		99	3	3%	102
LAKE HOUSE ASSISTED LIVING		85	16	16%	101
US MEDICAL CARE, INC		90	11	11%	101
CHILDRENS CLINIC WEST FLORIDA PEDIATRICS		86	15	15%	101
NO FLORIDA PEDIATRICS, PA		89	11	11%	100
Consulate Health Care of Port Charlotte		98	2	2%	100
LIFE CARE CENTER OF WINTER HAVEN		87	13	13%	100
Chatham Glen Healthcare and Rehabilitation Center		95	5	5%	100
FLORIDA HEALTH CARE PLANS			100	100%	100
VILLAGE PLACE NH LLC		78	22	22%	100
WOOD LAKE HEALTH AND REHABILITATION CENTER		99			99
MD 365 MEDICAL CARE		98	1	1%	99
PHYSICIANS REGIONAL CLINIC		82	17	17%	99
DAIRY ROAD URGENT CARE		60	39	39%	99
CENTRAL FLORIDA HEALTH CARE		47	52	53%	99
SONATA COCONUT CREEK	1	83	15	15%	99
QUEENS HOSPITAL CENTER		95	4	4%	99
MONTEFIORE MEDICAL CENTER LABORATORIES - MOSES		91	8	8%	99
FLORIDA COMMUNITY HEALTH CENTERS INC			98	100%	98

COVID-19: testing by laboratory

Data through Jan 6, 2021 verified as of Jan 7, 2021 at 09:25 AM

Data in this report are provisional and subject to change.

The numbers in the table below represent the number of Florida and non-Florida residents for whom test results were received by the Department of Health. A person can be tested by more than one laboratory and can have both positive and negative results. **Therefore, the sum of the numbers in each column will be larger than the total number of people tested.**

Reporting lab	Inconclusive	Negative	Positive	Percent positive	Total
TRADITION MEDICAL CENTER LABORATORY		48	50	51%	98
ONESTOP MEDICAL AND URGENT CARE LLC		76	22	22%	98
MG PORT CHARLOTTE II SUBTENANT LLC		87	11	11%	98
URINEGOODHANDS LLC		96	2	2%	98
PLAZA OF HALLANDALE BEACH		98			98
DAYSPRING VILLAGE		96	1	1%	97
CHILDREN MED CARE INC		81	16	16%	97
EAST NEW YORK DIAGNOSTIC AND TREATMENT		92	5	5%	97
SEMINOLE COUNTY HEALTH DEPARTMENT		79	18	19%	97
HEALTH CENTERS AT BRENTWOOD		96	1	1%	97
OKEECHOBEE COUNTY HEALTH DEPT	1	56	39	41%	96
ADVENTHEALTH CENTRA CARE WINTER HAVEN		3	93	97%	96
ST LUCIE EMPLOYEE HEALTH & WELLNESS CENTER		95	1	1%	96
BAYSHORE MEMORY CARE□		96			96
PEDIATRIC ASSOCIATES ORLANDO		82	14	15%	96
HEALTH CARE DISTRICT OF PALM BEACH COUNTY	1	10	85	89%	96
GLOBAL CENTRAL LABS AT PPD	2	87	7	7%	96
BROWARD HEALTH CORAL SPRINGS EPIDEMIOLOGY DEPT		1	94	99%	95
VISTA MANOR		92	3	3%	95
PINELLAS CARE CENTER		68	27	28%	95
ARBOR TRAIL		77	18	19%	95
HUNT CLUB PEDIATRIC ASSOCIATES PA		51	44	46%	95
ADVENTHEALTH MEDICAL GROUP PROMPT CAR	1	58	36	38%	95
THE TERRACE OF KISSIMMEE		80	15	16%	95
ADVENT HEALTH CENTRA CARE - KISSIMMEE		61	34	36%	95
DEVANSH LAB WERKS INC		79	16	17%	95
TIDEWELL HOSPICE INC		92	3	3%	95
DIAGNOSTIC SOLUTIONS		3	91	97%	94
OAKS OF KISSIMMEE HEALTH AND REHABILITATION CENTER		94			94
DIAGNOSTIC LABORATORY OF OKLAHOMA		75	19	20%	94
BOND CLINIC, PA		66	28	30%	94
WESTCHESTER MEDICAL CENTER		92	2	2%	94
ARDEN COURTS OF TAMPA□		94			94
WHITE PLAINS HOSPITAL CENTER LAB		91	2	2%	93
NAVY HOSPITAL			93	100%	93
HOBDAIRI FAMILY HEALTH LLC□		63	30	32%	93
BAY EDUCATORS WELLNESS CENTER		58	35	38%	93
SIGNATURE HEALTHCARE OF PORT CHARLOTTE		86	7	8%	93
CHERRY OAK PALM BEACH COUNTY		89	4	4%	93
NATURE COAST MEDICAL GROUP		50	43	46%	93
CABANA AT JENSEN DUNES, THE		93			93
Courtyards of Orlando Care Center		88	4	4%	92
TIFFANY HALL NURSING AND REHAB CENTER		91	1	1%	92
THE COURTYARD ASSISTED LIVING		88	4	4%	92
FAMILY HEALTH CENTERS OF SOUTHWEST FLORIDA INC		61	31	34%	92
FARAH MEDICAL		90	2	2%	92
UNIVERSITY HEALTH SYSTEM INC		83	9	10%	92

COVID-19: testing by laboratory

Data through Jan 6, 2021 verified as of Jan 7, 2021 at 09:25 AM

Data in this report are provisional and subject to change.

The numbers in the table below represent the number of Florida and non-Florida residents for whom test results were received by the Department of Health. A person can be tested by more than one laboratory and can have both positive and negative results. **Therefore, the sum of the numbers in each column will be larger than the total number of people tested.**

Reporting lab	Inconclusive	Negative	Positive	Percent positive	Total
HERON CLUB AT PRESTANCIA		89	2	2%	91
HURLBURT FIELD CLINIC		39	51	57%	90
TGH URGENT CARE – SEMINOLE			90	100%	90
GEORGIA DEPARTMENT OF PUBLIC HEALTH		1	89	99%	90
KEYS MEDICAL GROUP			90	100%	90
ADVENT HEALTH CENTRA CARE - WATERMAN		78	12	13%	90
SOUTH BALDWIN MEDICAL CENTER GULF SHORES		71	19	21%	90
AYERS HEALTH & REHABILITATION CENTER		90			90
WELLNOW URGENT CARE PC		90			90
SEASIDE HEALTH AND REHABILITATION CENTER		32	57	64%	89
CROSS CITY REHABILITATION AND HEALTH CARE CENTER		67	22	25%	89
LEE COUNTY SCHOOL DISTRICT	1	82	6	7%	89
ISLAND URGENT CARE PLLC DBA AFC URGENT CARE		88	1	1%	89
AMERICAN HOUSE-BONITA SPRINGS		88	1	1%	89
ORLANDO VA MEDICAL CENTER			89	100%	89
ALL FLORIDA FAMILY AND SPORTS MEDICINE		80	8	9%	88
ADVANCED MEDICAL GROUP		1	87	99%	88
NO FLORIDA PEDIATRICS, PA - BRADFORD		76	12	14%	88
GOVERNOR'S CREEK HEALTH & REHABILITATION		87	1	1%	88
KALEIDA HEALTH CENTER FOR LABORATORY		82	6	7%	88
ADVENT HEALTH CENTRA CARE - HUNTERS CREEK	3	44	41	47%	88
North Lake Care Center		87	1	1%	88
AVERO DIAGNOSTICS		64	24	27%	88
BRANDON HEALTH AND REHABILITATION CENTER	1	85	1	1%	87
PACIFIC ANALYTICS			87	100%	87
ANTHEM LAKES LLC		87			87
ST MARK ASSISTED LIVING CENTER	1	75	11	13%	87
FOUNTAIN INN NURSING & REHABILITATION CTR, INC		81	6	7%	87
PREDICTIVE LABORATORIES, INC	1	77	8	9%	86
ADVENT HEALTH - PALM HARBOR ER		64	22	26%	86
FREEDOM INN AT TARPON SPRINGS		81	4	5%	85
WILLOW BROOKE COURT AT AZALEA TRACE		85			85
ADVENT HEALTH CENTRA CARE - SOUTH ORANGE		69	16	19%	85
CITRUS MEMORIAL HEALTH SYSTEM LAB		2	83	98%	85
PHYSICIAN PARTNERS PERRY		43	42	49%	85
MIAMI SHORES NURSING & REHAB		85			85
W. FRANK WELLS NURSING HOME		84	1	1%	85
NITE LITE PEDIATRICS – JACKSONVILLE		76	8	10%	84
PINES OF SARASOTA GARDEN		84			84
ARDEN COURTS OF DELRAY BEACH FL LLC	1	82	1	1%	84
COASTAL INTERNAL MEDICINE		63	21	25%	84
DISCOVERY VILLAGE AT MELBOURNE		83	1	1%	84
CROSSWINDS HEALTH AND REHABILITATION CENTER		84			84
JOHN KNOX VILLAGE OF FLORIDA ALF	1	81	2	2%	84
LAKEVIEW INTERNAL MEDICINE		43	41	49%	84
PICH KTM CORP DBA MEDTOWN PHARMACY		71	13	15%	84
NSPIRE HEALTHCARE TAMARAC		80	3	4%	83

COVID-19: testing by laboratory

Data through Jan 6, 2021 verified as of Jan 7, 2021 at 09:25 AM

Data in this report are provisional and subject to change.

The numbers in the table below represent the number of Florida and non-Florida residents for whom test results were received by the Department of Health. A person can be tested by more than one laboratory and can have both positive and negative results. **Therefore, the sum of the numbers in each column will be larger than the total number of people tested.**

Reporting lab	Inconclusive	Negative	Positive	Percent positive	Total
MEDIPATH LLC		2	81	98%	83
VIERA HOSPITAL			83	100%	83
LABCORP EMPLOYER SERVICES		82	1	1%	83
CLYDE E LASSEN STATE VETERANS NURSING HOME		59	24	29%	83
QUICK CARE MED PL CR		80	3	4%	83
LATE HOURS URGENT CARE		48	35	42%	83
AMERICAN HOUSE SENIOR LIVING		79	4	5%	83
DOLPHIN POINTE HEALTH CARE LLC		69	14	17%	83
THE PAVILION FOR HEALTH CARE		72	10	12%	82
SARAPATH DIAGNOSTICS		1	81	99%	82
GULF COAST MEDICAL CENTER		80	2	2%	82
VILLAS OF HOLLY BROOK - BRADENTON 14TH		82			82
IQBAL A FARUQUI MD		66	16	20%	82
LAB		29	53	65%	82
CAREMOUNT MEDICAL - PATHOLOGY		79	3	4%	82
SUNY UPSTATE MEDICAL UNIVERSITY		78	4	5%	82
CHARLES CROFT MD	1	79	1	1%	81
VIPEDIATRICS PLLC		76	5	6%	81
MIDWAY PRIMARY CARE, LLC		79	2	2%	81
BIO-TECH CLINICAL LABORATORIES		41	40	49%	81
RIDGEWOOD DIAGNOSTIC LABORATORY		77	4	5%	81
KORGENE LAB	1	23	56	70%	80
MY CLINICAL LAB INC		17	63	79%	80
PHYSICIANS REGIONAL MEDICAL CENTER - PINE RIDGE		18	62	78%	80
FAWCETT MEMORIAL HOSPITAL LABORATORY			79	100%	79
FINNISH AMERICAN REST HOME-ALF		77	2	3%	79
CBS LABS OF TAMPA LLC		3	76	96%	79
CRANE CENTER		59	20	25%	79
EDGEWATER AT WATERMAN VILLAGE		78	1	1%	79
BARKLEY PLACE		77	2	3%	79
VILLAGE PEDIATRICS LLC		61	18	23%	79
VETERANS AFFAIRS MEDICAL CENTER - PALO ALTO		28	51	65%	79
TAVARES PEDIATRICS		70	9	11%	79
NAVARRE GARDENS LLC		59	20	25%	79
CATHOLIC HEALTH SYSTEM DEPT LABORATORY		77	2	3%	79
MACADAMS HOME HEALTH AGENCY		78	1	1%	79
BIODESIX, INC.		61	17	22%	78
PROMPT CARE OF CENTRAL FLORIDA			78	100%	78
ARBOR GLEN AT ARBOR TRACE	2	69	7	9%	78
WORKPLACE SCREENING INTELLIGENCE			78	100%	78
LIFE BRITE		68	9	12%	77
The Crossroads		76	1	1%	77
BENTON HOUSE AT OAKLEAF		51	26	34%	77
FAMILY MEDICAL CARE OF PALM BEACH		41	36	47%	77
TRUE NORTH HEALTH NAVIGATION LLC DBA DISPATCHHEALTH	1	60	16	21%	77
ARCPPOINT LABS OF SARASOTA MANATEE		18	59	77%	77
CONSULATE HEALTH CARE OF SARASOTA		77			77

COVID-19: testing by laboratory

Data through Jan 6, 2021 verified as of Jan 7, 2021 at 09:25 AM

Data in this report are provisional and subject to change.

The numbers in the table below represent the number of Florida and non-Florida residents for whom test results were received by the Department of Health. A person can be tested by more than one laboratory and can have both positive and negative results. **Therefore, the sum of the numbers in each column will be larger than the total number of people tested.**

Reporting lab	Inconclusive	Negative	Positive	Percent positive	Total
ORANGE CITY NURSING AND REHAB		75	2	3%	77
SUMMIT MEDICAL GROUP		69	8	10%	77
DB MD		71	6	8%	77
NORTH PORT REHABILITATION AND NURSING CENTER□		75	1	1%	76
MEMORY CARE OF NAPLES		76			76
PEDIATRIC SPECIALISTS MEDICAL GROUP□	1	69	6	8%	76
J FRANK AVEY MD		59	17	22%	76
CLEVELAND CLINIC FOUNDATION		12	64	84%	76
PIONEER CLINICAL LAB LLC		46	30	39%	76
DYNAMIC MEDICAL USA			76	100%	76
CLINICAL PATHOLOGY ASSOCIATES-SONIC REFERENCE LAB		76			76
TGH URGENT CARE – TYRONE		2	73	97%	75
AFTER HOURS PEDIATRICS INC	1	1	73	97%	75
LAFAYETTE NURSING AND REHABILITATION CENTER		74	1	1%	75
JPR URGENT MEDICAL CARE		75			75
ADVENTHEALTH EXPRESSCARE		45	30	40%	75
BOND CLINIC PA		43	32	43%	75
HARBORCHASE OF NAPLES		63	12	16%	75
WINDSOR REFLECTIONS		74	1	1%	75
CARENOW URGENT CARE - LAKE MARY			75	100%	75
ASAP LABS LLC		71	4	5%	75
LAKE MORTON PLAZA□		72	3	4%	75
ERIE COUNTY MEDICAL CTR CLINICAL LABS		71	4	5%	75
NORTH FLORIDA SPINE AND WELLNESS		57	18	24%	75
SONATA WEST		73	2	3%	75
CARENOW LAKE MARY			74	100%	74
SANDY RIDGE CENTER FOR REHABILITATION AND HEALING		71	3	4%	74
MEDICAL CONSULTANTS OF FLORIDA DBA		65	9	12%	74
ATRIUM AT LIBERTY PARK□		70	4	5%	74
MAGNOLIA DIAGNOSTIC		1	73	99%	74
VILLA MARIA WEST SKILLED NURSING FACILITY		68	6	8%	74
PARK OF THE PALMS INC		74			74
NOAH CLINICAL LABORATORY		63	11	15%	74
LABCORP RTP		29	44	60%	73
CONSULATE HEALTH CARE – LAKE MARY		72	1	1%	73
LABFIRST - DEPARTMENT OF PATHOLOGY		71	2	3%	73
SCOTT LAKE HEALTH AND REHABILITATION CENTER		71	2	3%	73
The Crossings		72			72
BROWARD HEALTH MEDICAL CENTER		3	69	96%	72
Cross Landings Health and Rehabilitation		72			72
HAVEN OF OUR LADY OF PEACE		72			72
Madison Health and Rehabilitation Center		42	30	42%	72
AMMON LABS		61	10	14%	71
STONY BROOK UNIVERSITY MEDICAL CENTER		63	8	11%	71
ADVANCED LAB		67	4	6%	71
KINDRED HOSPITAL THE PALM BEACHES		68	3	4%	71
HIGHLANDS MEDICAL CENTER		69	2	3%	71

COVID-19: testing by laboratory

Data through Jan 6, 2021 verified as of Jan 7, 2021 at 09:25 AM

Data in this report are provisional and subject to change.

The numbers in the table below represent the number of Florida and non-Florida residents for whom test results were received by the Department of Health. A person can be tested by more than one laboratory and can have both positive and negative results. **Therefore, the sum of the numbers in each column will be larger than the total number of people tested.**

Reporting lab	Inconclusive	Negative	Positive	Percent positive	Total
NOVARI CARE LLC		53	18	25%	71
BROOKDALE OVIEDO		69	2	3%	71
SOUTH GEORGIA MEDICAL CENTER		48	23	32%	71
LCS SANDHILL COVE LLC DBA	3	65	3	4%	71
LECONTE MEDICAL CENTER LAB		53	18	25%	71
DOS OF NORTH SHORES NURSING & REHAB CENTER		70			70
GRAND OAKS OF JENSEN BEACH LLC□		70			70
ADVENT HEALTH CENTRA CARE - POINCIANA		30	40	57%	70
Highlands Regional Hospital		63	7	10%	70
HUNTSVILLE HOSPITAL LABORATORY		49	21	30%	70
PLYMOUTH HOME FOR ADULTS, INC.	8	61	1	1%	70
MEMORIAL MANOR		70			70
S-H THIRTY-FIVE OPCO- PORT ST LUCIE, LLC	1	69			70
PROMEDICA LABORATORIES		21	49	70%	70
ADVENT HEALTH CARE CENTER		64	6	9%	70
SUNCOAST COMMUNITY HEALTH CENTERS PEDIATRICS		21	49	70%	70
QPS, LLC		69	1	1%	70
The Grove Health and Rehabilitation		51	19	27%	70
DEPARTMENT OF HEALTH BUREAU OF FAMILY		69	1	1%	70
PANAMA PHARMACY	2	59	8	12%	69
CLEARWATER STATMED QUICK QUALITY CLINICS		30	39	57%	69
SIMED LABORATORY		57	12	17%	69
USF HEALTH MORSANI CENTER		5	64	93%	69
HERITAGE HEALTHCARE AND REHABILITATION CENTER		69			69
Centre Pointe Health and Rehabilitation Center		63	5	7%	68
WASHINGTON REHAB AND NURSING		61	7	10%	68
CANOPY ON BERRYHILL, THE		48	20	29%	68
RESTORE HEALTH URGENT CARE		22	46	68%	68
RIVERWOOD HEALTH NH LLC		55	13	19%	68
SUMMIT AT VENICE	2	62	4	6%	68
CORAL GABLES NURSING & REHABILITATION CENTER		61	7	10%	68
HEALTH FIRST - PALM BAY HOSPITAL		2	66	97%	68
WINDSOR OF LAKEWOOD RANCH,THE		68			68
SUNCOAST OPTIMAL WELLNESS		23	45	66%	68
AEL- MEMPHIS		17	50	75%	67
CENTRAL BALDWIN IMMEDIATE CARE & FAMILY PRACTICE		51	16	24%	67
LAB PLUS, LLC AT SAINT THOMAS WEST HOSPITAL		53	14	21%	67
MINUTECLINIC DIAGNOSTIC OF SOUTH CAROLINA, LLC		61	6	9%	67
WINDSOR OAKS		66	1	1%	67
MICRO PATH LABORATORIES INC		65	2	3%	67
LAKE VIEW CARE CENTER AT DELRAY		65	1	2%	66
ASSOCIATED CLINICAL LABORATORIES		59	7	11%	66
PRIME HEALTH OF NORTH PORT LLC		61	5	8%	66
Life Care Center of Sarasota		56	10	15%	66
SENIOR LIVING VII TAMPA LLC□	1	57	8	12%	66
MEDEX MEDICAL EXPRESS OF PALATKA			66	100%	66
NEW SMYRNA BEACH URGENT CARE			66	100%	66

COVID-19: testing by laboratory

Data through Jan 6, 2021 verified as of Jan 7, 2021 at 09:25 AM

Data in this report are provisional and subject to change.

The numbers in the table below represent the number of Florida and non-Florida residents for whom test results were received by the Department of Health. A person can be tested by more than one laboratory and can have both positive and negative results. **Therefore, the sum of the numbers in each column will be larger than the total number of people tested.**

Reporting lab	Inconclusive	Negative	Positive	Percent positive	Total
FLORIDA HEALTH CARE PLANS INC		1	65	98%	66
ELLENTON PEDIATRICS PA		57	8	12%	65
ARDEN COURTS OF FORT MYERS		63	2	3%	65
ST VINCENT'S BIRMINGHAM		61	4	6%	65
WHITE WILSON MEDICAL CENTER PA - NAVARRE		1	64	98%	65
PALMS REHABILITATION AND HEALTHCARE CENTER		62	3	5%	65
Oakhurst Center		65			65
CL BRUMBACK PRIMARY CARE CLINICS		16	49	75%	65
VIERA DEL MAR HEALTH AND REHABILITATION CENTER		63	2	3%	65
WALGREENS 10670		59	6	9%	65
MD 365 MEDICAL CARE PLLC		65			65
OUT OF STATE		40	24	38%	64
PLANTATION GENERAL HOSPITAL CLINICAL LAB		26	38	59%	64
HEARTLAND PEDIATRICS OF LAKE PLACID PA		53	11	17%	64
JOSEPH L MORSE GERIATRIC CENTER	2	59	3	5%	64
STONY BROOK SOUTHAMPTON		63	1	2%	64
MIAMI BEACH COMMUNITY HEALTH CENTER			64	100%	64
ISLAND DOCTORS		5	59	92%	64
EISENHOWER ARMY MEDICAL CENTER		60	4	6%	64
MAINSTREAM DIAGNOSTIC LABORATORY LLC		54	10	16%	64
MD LABS		37	27	42%	64
East Bay Rehabilitation Center		34	30	47%	64
F&T MEDICAL RESEARCH, INC		63			63
MEDI CLINIC SARASOTA INC		62	1	2%	63
WADSWORTH HEALTH CENTER		60	3	5%	63
ELMCROFT PINECREST		63			63
VIERA HEALTH AND REHABILITATION CENTER		62	1	2%	63
MINUTECLINIC LLC #6007		54	9	14%	63
APC PEDIATRICS AT RYE ROAD MEDICAL PARK		63			63
POINTE, THE		61	2	3%	63
220 GOLDEN, LLC		53	10	16%	63
HUNTINGTON HOSPITAL LABORATORY		61	2	3%	63
SUMMER VISTA ASSISTED LIVING		38	25	40%	63
OVERLOOK HOSPITAL LABORATORY		57	5	8%	62
ROSECASTLE OF CITRUS		60	2	3%	62
NEMOURS CHILDREN'S PRIMARY CARE		51	11	18%	62
DOUGLAS T JACOBSON STATE VETERANS HOME		62			62
FLORIDA PEDIATRIC GROUP		27	35	56%	62
MED EXPRESS		6	56	90%	62
MARKET STREET VIERA		62			62
CITRUS MEMORIAL HOSPITAL			62	100%	62
RIVERSIDE RECOVERY OF TAMPA		61	1	2%	62
STUART LODGE LIVING LLC		42	20	32%	62
ISLAND COAST PEDIATRICS		56	5	8%	61
AMERICAN FAMILY MEDICAL		48	13	21%	61
MOBILE PHYSICIAN SERVICES INC		57	4	7%	61
EMERALD COAST HOSPICE		60	1	2%	61

COVID-19: testing by laboratory

Data through Jan 6, 2021 verified as of Jan 7, 2021 at 09:25 AM

Data in this report are provisional and subject to change.

The numbers in the table below represent the number of Florida and non-Florida residents for whom test results were received by the Department of Health. A person can be tested by more than one laboratory and can have both positive and negative results. **Therefore, the sum of the numbers in each column will be larger than the total number of people tested.**

Reporting lab	Inconclusive	Negative	Positive	Percent positive	Total
WHITE-WILSON MEDICAL CENTER - FORT WALTON BEACH		60	1	2%	61
NXGEN MDX		20	41	67%	61
BOND CLINIC DR ELDEEB		35	26	43%	61
PINELLAS COUNTY JAIL			61	100%	61
SUSANNA WESLEY HEALTH CENTER		56	5	8%	61
ALTERNATIVE LIVING, INC DBA TWIN CITIES PAVILION		60			60
BRISTOL AT TAMPA, THE	2	53	5	8%	60
ADVENTHEALTH MEDICAL GROUP FAMILY MEDICINE AT		47	13	22%	60
HARBORCHASE OF VERO BEACH		55	5	8%	60
ELMCROFT OF BELLA VITA□		52	8	13%	60
BROOKDALE FORT MYERS THE COLONY		58	2	3%	60
WASHINGTON REHABILITATION AND NURSING CENTER		51	9	15%	60
EXACT SCIENCES LABORATORIES, LLC		15	45	75%	60
EAST ALABAMA MEDICAL CENTER LABORATORY		51	9	15%	60
SEVEN HILLS HEALTH AND REHABILITATION CENTER		50	10	17%	60
TWIN CREEKS ASSISTED LIVING & MEMORY CARE		57	3	5%	60
ADVENTHEALTH EXPRESS CARE AT WALGREENS 49TH STREET		46	14	23%	60
SEMINOLE SPORTS AND FAMILY MEDICINE		57	3	5%	60
BIOTECH		52	7	12%	59
BIG BOCA SMILES LLC□		57	2	3%	59
HOSPICE OF ST FRANCIS INC□		57	2	3%	59
INTERNAL LAB		50	9	15%	59
AVANTE AT OCALA INC		55	4	7%	59
MINNESOTA TWINS		56	3	5%	59
BALMORAL TENANT SERVICES INC	1	41	17	29%	59
CENTRA CARE POINCIANA	1	45	13	22%	59
DAYSPRING SENIOR LIVING LLC		58	1	2%	59
Margate Health and Rehabilitation Center		56	2	3%	58
EMBRY RIDDLE AERONAUTICAL UNIVERSITY HEALTH SERVICES			58	100%	58
Crystal Health & Rehab Center		58			58
MAGNOLIA FAMILY URGENT CARE		46	12	21%	58
MINUTECLINIC, LLC # 4469		42	16	28%	58
ZON BEACHSIDE LLC□		47	11	19%	58
AMERICAN FAMILY MEDICAL LLC		32	26	45%	58
A COUNTRY PLACE ASSISTED LIVING FACILITY		58			58
THE CANOPY AT BERRYHILL		58			58
CLINICAL ENTERPRISE, INC		56	2	3%	58
CRAIG BERGER MD PL D/B/A BAY AREA EYE INSTITUTE		57			57
FLORIDA ATLANTIC UNIVERSITY STUDENT HEALTH		45	12	21%	57
ALZHEIMERS CARE CENTER OF VIERA LTD		37	20	35%	57
MED COMP SCIENCES		1	56	98%	57
GV NAPLES OPCO, LLC		57			57
ASCENSION SACRED HEART BAY LABORATORY		54	3	5%	57
PALMS EDGE	1	53	3	5%	57
GENPATH			57	100%	57
MILLENIUM PHYSICIANS GROUP		1	56	98%	57
KAPG FLEMING ISLAND SENIOR HOUSING OPCO LLC	1	56			57

COVID-19: testing by laboratory

Data through Jan 6, 2021 verified as of Jan 7, 2021 at 09:25 AM

Data in this report are provisional and subject to change.

The numbers in the table below represent the number of Florida and non-Florida residents for whom test results were received by the Department of Health. A person can be tested by more than one laboratory and can have both positive and negative results. **Therefore, the sum of the numbers in each column will be larger than the total number of people tested.**

Reporting lab	Inconclusive	Negative	Positive	Percent positive	Total
SIPARADIGM LLC		48	8	14%	56
TIFFANY HALL NURSING AND REHAB		44	12	21%	56
PALM BAY URGENT CARE		28	28	50%	56
MALCOM RANDALL DEPT OF VAMC			56	100%	56
EC OPCO CARROLLWOOD LLC		50	6	11%	56
FLAGLER COLLEGE HEALTH SERVICES		39	17	30%	56
EAGLES WATCH CLUSTER		47	9	16%	56
MARTIN ACQUISITION 1 LLC DBA		46	9	16%	55
REGENTS PARK OF BOCA RATON		53	2	4%	55
ADVENT HEALTH CENTRA CARE - APOPKA NORTH		31	24	44%	55
OPPENHEIMER PLASTIC SURGERY LLC		51	4	7%	55
SONATA HUNTERS CREEK		47	8	15%	55
HOLISTIC PEDIATRICS GROUP LLC		46	9	16%	55
CENTURY CENTER FOR REHABILITATION & HEALING		39	16	29%	55
ALTAMONTE PEDIATRIC ASSOCIATES		31	24	44%	55
CENTRA CARE - CONWAY		21	34	62%	55
PREMIER MEDICAL ASSOCIATES ALL FLORIDA LLC		54	1	2%	55
CENTRAL FLORIDA HEALTHCARE GROUP LLC		48	7	13%	55
Palm Garden of Largo		54	1	2%	55
LENOX HILL HOSPITAL		50	4	7%	54
JERICOHO URGENT CARE		51	3	6%	54
KINDRED HOSPITAL MELBOURNE		53	1	2%	54
CERTUS MTD OPCP LLC		52	2	4%	54
ST. CLOUD MEDICAL GROUP		54			54
JUNIPER VILLAGE AT NAPLES		53	1	2%	54
VETERANS AFFAIRS MEDICAL CENTER - GULF COAST		27	27	50%	54
SAN JOSE SENIOR CARE LLC	1	39	14	26%	54
SARASOTA CO. HEALTH DEPT # 58		40	14	26%	54
UNITED LABORATORY SERVICES CORPORATION		38	16	30%	54
INDIGO MANOR		22	32	59%	54
CLERMONT HEALTH AND REHAB		40	14	26%	54
FHMG LAKE MARY PEDS		45	9	17%	54
SONNIS PEDIATRICS PA		50	4	7%	54
RIVER TOWN DIAGNOSTIC LLC		17	36	68%	53
OAK MANOR NURSING HOME		51	2	4%	53
PEDIATRICS IN BREVARD PA- ROCKLEDGE		39	14	26%	53
STEWART SEBASTIAN RIVER MEDICAL CENTER		27	26	49%	53
AFC PHYSICIANS OF FLORIDA		37	16	30%	53
Osprey Point Nursing Center		51	2	4%	53
HAWKINS FAMILY MEDICINE LLC		28	25	47%	53
JACOBI MEDICAL CENTER		50	3	6%	53
SNH BRFL TENANT LLC	2	50			52
CATHOLIC HEALTH SERVICES REGIONAL LAB		48	4	8%	52
INTERNAL MEDICINE SPECIALIST		46	6	12%	52
EXPERTUS LABORATORIES INC		24	28	54%	52
NORTH SHORE UNIVERSITY HOSPITAL LABORATORY		48	4	8%	52
ADVENT HEALTH		49	3	6%	52

COVID-19: testing by laboratory

Data through Jan 6, 2021 verified as of Jan 7, 2021 at 09:25 AM

Data in this report are provisional and subject to change.

The numbers in the table below represent the number of Florida and non-Florida residents for whom test results were received by the Department of Health. A person can be tested by more than one laboratory and can have both positive and negative results. **Therefore, the sum of the numbers in each column will be larger than the total number of people tested.**

Reporting lab	Inconclusive	Negative	Positive	Percent positive	Total
BEACHES PEDIATRICS PA		49	3	6%	52
WILSON MEMORIAL REGIONAL MEDICAL CENTER		49	3	6%	52
PARKSIDE INN		52			52
RESEARCH CENTERS OF AMERICA, LLC		39	12	24%	51
GULFVIEW MEDICAL INSTITUTE		51			51
APOLLOMDX LABS		29	22	43%	51
KINDRED HOSPITAL - SOUTH FLORIDA		51			51
WALGREENS 6221		47	4	8%	51
STERLING HOUSE OF TALLAHASSEE	1	44	6	12%	51
PHYSICIANS PRIMARY CARE OF SOUTHWEST FLORIDA		39	12	24%	51
BAPTIST HEALTH SOUTH FLORIDA - WEST BOCA URGENT CARE		29	22	43%	51
MIAMI VA HEALTHCARE SYSTEM			51	100%	51
BROWARD HEALTH MEDICAL CENTER CLINICAL LAB			51	100%	51
ADVENT HEALTH - PALM COAST		1	50	98%	51
PUBLIC SQUARE PHARMACY LLC		38	13	25%	51
BAPTIST MEDICAL CENTER SOUTH		37	13	26%	50
PLANT CITY PEDIATRICS		43	7	14%	50
SUMMIT MEDICAL GROUP PA		48	2	4%	50
NITE LITE PEDIATRICS - PORT ST. LUCIE		42	8	16%	50
ST FRANCIS HOSPITAL		44	6	12%	50
STEINHATCHEE FAMILY MEDICAL CENTER☐	1	44	5	10%	50
SONATA BOCA RATON		48	2	4%	50
ARBOR OAKS AT TYRONE	5	45			50
GATEWAY CARE CENTER		50			50
RARITAN BAY PERTH AMBOY		47	3	6%	50
FAMILY EXTENDED CARE OF CENTRAL TAMPA		49			49
ALLEGRO		47	2	4%	49
USF		1	48	98%	49
KENDALL REGIONAL MEDICAL CENTER LAB	3		46	94%	49
SOLARIS SENIOR LIVING NORTH NAPLES		48	1	2%	49
GENEDX		36	13	27%	49
HAWTHORN HOUSE☐		39	10	20%	49
PALM RIVER COMMUNITY HEALTH CENTER		44	5	10%	49
WALGREENS 3173		41	7	15%	48
CHILDREN'S HOSPITAL OF ALABAMA		47	1	2%	48
INN AT THE FOUNTAINS, THE		34	14	29%	48
ADVENT HEALTH CENTRA CARE - SAND LAKE		19	29	60%	48
COURTYARD GARDENS OF JUPITER		48			48
ALLIANCE PEDIATRICS		24	24	50%	48
NAPLES PEDIATRICS INC☐		43	5	10%	48
HOSPICE OF THE EMERALD COAST INC - PANAMA CITY	1	45	2	4%	48
WALTON PLACE		48			48
MEDICATION ROOMS-CSU/CI NURSE STATION	1	41	6	13%	48
BAY CENTER HURRICANE SHELTER		48			48
KINDRED HOSPITAL-BAY AREA-ST PETERSBURG LAB		47	1	2%	48
Darcy Hall Of Life Care		48			48
MENTAL HEALTH CARE INC		42	6	13%	48

COVID-19: testing by laboratory

Data through Jan 6, 2021 verified as of Jan 7, 2021 at 09:25 AM

Data in this report are provisional and subject to change.

The numbers in the table below represent the number of Florida and non-Florida residents for whom test results were received by the Department of Health. A person can be tested by more than one laboratory and can have both positive and negative results. **Therefore, the sum of the numbers in each column will be larger than the total number of people tested.**

Reporting lab	Inconclusive	Negative	Positive	Percent positive	Total
BIOIQ			48	100%	48
SOFT CELL LABORATORIES		45	3	6%	48
ADVENT HEALTH CENTRA CARE - EAST ORLANDO		21	27	56%	48
BioReference Laboratories, Inc		6	42	88%	48
CLINICA HISPANA			48	100%	48
RITECARE MED CTR H			48	100%	48
MINUTECLINIC DIAGNOSTIC OF TEXAS, LLC		40	7	15%	47
INTERLAB		1	46	98%	47
Peninsula Care and Rehab		45	2	4%	47
ROHR HOME		44	3	6%	47
HERNANDO COUNTY FIRE RESCUE DISTRICT		22	25	53%	47
TRINITY AL SENIOR HOUSING LLC		44	3	6%	47
ATMORE COMMUNITY HOSPITAL LABORATORY		33	14	30%	47
ALEXANDER NININGER STATE VETERANS		47			47
PEDIATRIC CARE CENTER- JACKSONVILLE BEACH		19	28	60%	47
GREENLEAF ALF		46	1	2%	47
MANOR CARE OF PALM HARBOR		47			47
NAVARRE GARDENS		41	6	13%	47
BARRY UNIVERSITY STUDENT HEALTH SERVICES		37	10	21%	47
The Care Center at Pinellas Park	1	39	7	15%	47
HARTFORD HEALTH SERVICES LLC		46			46
COLLIER BLVD HMA PHYSICIAN MANAGEMENT LLC		46			46
EAST MANATEE FAMILY	1	1	44	96%	46
PREMIER PLACE HEALTHCARE AT THE GLENVIEW		46			46
CLARE BRIDGE OF SARASOTA		45	1	2%	46
SEMINOLE TRIBE OF FLORIDA		34	12	26%	46
H LEE MOFFITT CANCER CENTER MICRO		46			46
FLORIDA HEALTH CARE		6	40	87%	46
ROSECASTLE AT DELANEY CREEK		45	1	2%	46
CHAMBREL AT ISLAND LAKE		45	1	2%	46
MID FLORIDA PATHOLOGY LLC MOBILE UNIT #4		25	20	44%	45
SARATOGA HOSPITAL LABORATORY		42	3	7%	45
REDI-MED WALK-IN FAMILY CARE			45	100%	45
IMA MEDICAL GROUP		26	19	42%	45
NADAL PEDIATRICS		35	10	22%	45
UNIVERSITY OF CENTRAL FLORIDA HEALTH SERVICES		45			45
ADVENT HEALTH - MOUNT DORA		6	39	87%	45
PALM BAY PEDIATRICS		33	12	27%	45
ADVENT HEALTH MEDICAL GROUP OB GYN AT		39	6	13%	45
Mt Sinai Aventura			45	100%	45
HOSPICE OF THE TREASURE COAST		42	3	7%	45
CAREMED INTERNAL MEDICINE		27	18	40%	45
SOUTHPORT SQUARE HARBOUR HEALTH		45			45
EMERALD COAST BEHAVIORAL HOSPITAL		43	2	4%	45
A2Z DIAGNOSTICS		45			45
PANCARE HEALTH GULF COUNTY		31	13	30%	44
TROY REGIONAL MEDICAL CENTER		36	8	18%	44

COVID-19: testing by laboratory

Data through Jan 6, 2021 verified as of Jan 7, 2021 at 09:25 AM

Data in this report are provisional and subject to change.

The numbers in the table below represent the number of Florida and non-Florida residents for whom test results were received by the Department of Health. A person can be tested by more than one laboratory and can have both positive and negative results. **Therefore, the sum of the numbers in each column will be larger than the total number of people tested.**

Reporting lab	Inconclusive	Negative	Positive	Percent positive	Total
SOUTHEAST ALABAMA MEDICAL CENTER			44	100%	44
ALLIANCE OF PHYSICIANS AGAINST COVID-19			44	100%	44
PEDIATRICS OF CENTRAL FLORIDA – SAINT CLOUD	2	40	2	5%	44
VISITING PHYSICIANS ASSOCIATION		40	4	9%	44
TUKA PEDIATRICS		7	37	84%	44
WINTER GARDEN REHAB AND NURSING CENTER		40	4	9%	44
MOOSEHAVEN LIFE CARE CENTER		44			44
KINDRED HOSPITAL NORTH FLORIDA	2	39	3	7%	44
COOPER FAMILY MEDICAL PLLC		33	11	25%	44
ARBOR TERRACE SAN JOSE LLC	2	41	1	2%	44
HEALTH FIRST - CAPE CANAVERAL HOSPITAL		1	43	98%	44
DOH		21	23	52%	44
WEST COAST FAMILY MEDICAL CARE		31	13	30%	44
PORT CHARLOTTE REHABILITATION CENTER		37	6	14%	43
WATERCREST ST LUCIE WEST	1	40	2	5%	43
STUART URGENT CARE			43	100%	43
QUALITY URGENT CARE AND WELLNESS		31	12	28%	43
PRECISION HEALTH SOLUTIONS LAB		9	34	79%	43
PATRICK AIR FORCE BASE		3	40	93%	43
CLERMONT URGENT CARE			43	100%	43
FAMILY EXTENDED CARE OF WINTER HAVEN		41	2	5%	43
MED ONE AT SAINT AUGUSTINE		33	10	23%	43
QUOTIENT SCIENCES			43	100%	43
LAKE HOWELL FAMILY MEDICINE ASSOCIATES		36	7	16%	43
Guardian Care Nursing and Rehabilitation Center		43			43
BIOREFERENCE LABORATORIES		3	40	93%	43
VITAS HEALTHCARE CORP OF FLORIDA		43			43
BRANCH MEDICAL CLINIC			43	100%	43
FLORIDA MEDICAL CLINIC LLC		28	15	35%	43
PREMIER MEDICAL ASSOCIATES		43			43
Summit Medical Group, Pa DbA Citymd		39	4	9%	43
CAPE REGIONAL MEDICAL CENTER		41	2	5%	43
LAKE MARY KIDS CENTRA CARE		33	10	23%	43
ADVENT HEALTH - LAKE MARY		35	8	19%	43
CLINICAL LABORATORY		42			42
POPLAR HEALTHCARE PLLC	1	11	30	71%	42
RAINBOW PEDIATRICS PC LLC / BREAKFAST POINT		38	4	10%	42
FLORIDA HOSPITAL		26	16	38%	42
VALENCIA HOUSE ALF		42			42
LAKE GIBSON VILLAGE, LLC		42			42
Atlantic Shore Nursing and Rehab		42			42
COOPER FAMILY MEDICAL, PLLC		36	6	14%	42
CENTRA CARE – APOPKA	1	2	39	93%	42
FLORIDA HOSPITAL NEW SMYRNA		4	37	90%	41
TUSCAN ISLE CHAMPIONSGATE OP CO LLC		40	1	2%	41
TRADITIONAL HOME HEALTH OF PALM BEACH INC		41			41
FIRSTCARE CLINIC		19	22	54%	41

COVID-19: testing by laboratory

Data through Jan 6, 2021 verified as of Jan 7, 2021 at 09:25 AM

Data in this report are provisional and subject to change.

The numbers in the table below represent the number of Florida and non-Florida residents for whom test results were received by the Department of Health. A person can be tested by more than one laboratory and can have both positive and negative results. **Therefore, the sum of the numbers in each column will be larger than the total number of people tested.**

Reporting lab	Inconclusive	Negative	Positive	Percent positive	Total
ROCKLEDGE REGIONAL MEDICAL CENTER		30	11	27%	41
PEDIATRICS OF CENTRAL FLORIDA KISSI		33	8	20%	41
FHMG_CTR FOR SENIOR HEALTH		36	5	12%	41
ASHRAF MEDICAL GROUP PLLC DBA PULSE MD		41			41
MAIMONIDES-SHALOM ACADEMY, INC		40	1	2%	41
BUECHELE DENTAL PA DBA CLERMONT FAMILY DENTISTRY		33	8	20%	41
WELL HEALTH WORKS		39	2	5%	41
DELAND WELLNESS CENTER			41	100%	41
TGH URGENT CARE POWERED BY FAST TRACK			41	100%	41
PRIDE DIAGNOSTICS		24	16	40%	40
WEST ISLIP URGENT CARE		38	2	5%	40
DAVID POSNACK JEWISH DAY SCHOOL		40			40
CLINICAL PATHOLOGY LABORATORIES, INC		40			40
WHITE WILSON MEDICAL CENTER IMMEDIATE CARE		1	39	98%	40
BRONX LEBANON HOSPITAL-MEDICAL CENTER		37	3	8%	40
SOMERBY OF SANTA ROSA BEACH		38	2	5%	40
QUALITY URGENT CARE AND WELLNESS PL		26	14	35%	40
ADVANCED MEDICAL OF NAPLES LLC			40	100%	40
GOOD HEARTS COVID TESTING		8	32	80%	40
ROCHESTER GENERAL HOSPITAL LABORATORY		37	3	8%	40
NEW YORK PRESBYTERIAN - QUEENS DIAGNOSTIC		39	1	3%	40
PACIFICA SENIOR LIVING OCALA		35	5	13%	40
ADVENT HEALTH EXPRESS CARE		4	36	90%	40
NEXT MOLECULAR ANALYTICS		9	30	77%	39
JUNIPER VILLAGE AT CAPE CORAL		34	5	13%	39
LOURDES HOSPITAL INC		37	2	5%	39
MAGNOLIA MEDICAL CLINIC		5	34	87%	39
LITTLE NECK URGENT CARE		38	1	3%	39
GRAND ST PAUL CVS		39			39
BAY COUNTY JAIL ANNEX		34	5	13%	39
CEDAR CREEK AT KINGS BAY INC		39			39
ORCHID COVE AT DAYTONA		34	5	13%	39
CAPITAL REGIONAL MEDICAL CENTER		2	37	95%	39
MEDEX MEDICAL EXPRESS OF PALATKA LLC			39	100%	39
CLINICAL RESEARCH SEQUENCING PLATFORM		8	31	79%	39
CARDIOLOGY AND MEDICINE ASSOCIATES		30	9	23%	39
URGENT CARE & WELLNESS CENTER		10	29	74%	39
MCW MENTAL HEALTH LLC		38	1	3%	39
FLORIDA MEDICAL CLINIC PA		35	3	8%	38
HOMEWOOD RESIDENCE AT FREEDOM PLAZA		37	1	3%	38
MOLECULAR DIAGNOSTICS		5	33	87%	38
ADVENT HEALTH - LAKE WALES		28	10	26%	38
QHC UPSTATE MEDICAL PC		31	7	18%	38
Coastal Health and Rehabilitation Center		36	2	5%	38
MARQUIS LABS, LLC		38			38
NEOGENOMICS LABORATORIES INC		38			38
FIRST CHOICE URGENT CARE		10	28	74%	38

COVID-19: testing by laboratory

Data through Jan 6, 2021 verified as of Jan 7, 2021 at 09:25 AM

Data in this report are provisional and subject to change.

The numbers in the table below represent the number of Florida and non-Florida residents for whom test results were received by the Department of Health. A person can be tested by more than one laboratory and can have both positive and negative results. **Therefore, the sum of the numbers in each column will be larger than the total number of people tested.**

Reporting lab	Inconclusive	Negative	Positive	Percent positive	Total
NORTH FLORIDA MEDICAL CENTER		35	3	8%	38
INTERNAL MEDICINE ASSOCIATES PA		35	3	8%	38
BURRY'S PHARMACY INC		21	17	45%	38
BOND CLINIC, PA		9	29	76%	38
UNIVERSITY OF ALABAMA		35	3	8%	38
FLORIDA HEALTH CARE DELAND			38	100%	38
FINLAY CLINICAL LABORATORY		19	18	49%	37
FLORIDA DEPARMENT OF HEALTH CLAY COUNTY		25	12	32%	37
BENTON HOUSE OF ST. JOHNS		36	1	3%	37
PHILLIPPE RIDGE		25	12	32%	37
THE COLLIER AT NAPLES		36	1	3%	37
HOLZER HEALTH CENTER		5	32	86%	37
Palms at Ponte Vedra Assisted Livning and Memory Care		36	1	3%	37
SH HERON EAST LLC☐		37			37
KINDRED AT HOME		29	8	22%	37
life Care Center of Melbourne		22	15	41%	37
ONE MILO		37			37
FAMILY EXTENDED CARE OF SEBRING INC		35	2	5%	37
VENICE REGIONAL MEDICAL CENTER BAYFRONT HEALTH		12	25	68%	37
LARA HEALTH AND WELLNESS CENTER LLC		37			37
MOBILE DOC FL, LLC		27	10	27%	37
MISSION OAKS ASSISTED LIVING☐		36	1	3%	37
BOULEVARD REHABILITATION CENTER		24	13	35%	37
PENNSYLVANIA DEPT OF HEALTH		20	17	46%	37
HR SARASOTA OPERATOR LLC		25	12	32%	37
PONCE THERAPY CARE CENTER		34	3	8%	37
PRINCETON VILLAGE☐		34	3	8%	37
PATHOGENIUS LABORATORIES		30	7	19%	37
DOH-WEST PALM BEACH BRANCH LABORATORY		2	34	94%	36
CYPRESS COVE		34	2	6%	36
CENTRA CARE – LAKE NONA		3	33	92%	36
BAY PINES MEDICAL ASSOCIATES		1	35	97%	36
PRIMECARE AT TWIN LAKES			36	100%	36
BVL/LITTLE ANGEL PEDIATRICS		36			36
FERN PARK DEVELOPMENTAL CENTER			36	100%	36
EGLIN AFB		9	27	75%	36
ADVENTHEALTH EXPRESS CARE AT WALGREENS		24	12	33%	36
IRL		4	31	89%	35
NORTHWELL HEALTH PLAINVIEW HOSPITAL LABORATORY		27	8	23%	35
LAKELAND REGIONAL HEALTH LAKE MIRIAM		3	32	91%	35
ADVENT HEALTH - FISH MEMORIAL		2	33	94%	35
BAYSHORE PATHOLOGY CONSULTANTS PA		34	1	3%	35
P23 LABS		35			35
CORAL GABLES HOSPITAL			35	100%	35
AU HEALTH		28	7	20%	35
ECOLAB GROUP		7	28	80%	35
HOME CARE PHARMACY		35			35

COVID-19: testing by laboratory

Data through Jan 6, 2021 verified as of Jan 7, 2021 at 09:25 AM

Data in this report are provisional and subject to change.

The numbers in the table below represent the number of Florida and non-Florida residents for whom test results were received by the Department of Health. A person can be tested by more than one laboratory and can have both positive and negative results. **Therefore, the sum of the numbers in each column will be larger than the total number of people tested.**

Reporting lab	Inconclusive	Negative	Positive	Percent positive	Total
BEEHIVE HOMES OF GULF BREEZE		19	16	46%	35
CITYMD OF MANAHAWKIN		33	2	6%	35
BROOKDALE JENSEN BEACH☐		34			34
AMERICAN HOUSE COCONUT POINT		31	3	9%	34
INN AT ASTON GARDENS AT PELICAN POINTE,THE		34			34
PENSACOLA PEDIATRICS, PA		27	7	21%	34
TITUSVILLE FAMILY PRACTICE		14	20	59%	34
BARTON HEALTH ALLIANCE		2	32	94%	34
QUICK CARE MED LLC		28	6	18%	34
MEDLOGIC LABORATORIES		3	31	91%	34
UTAH CVS PHARMACY, LLC		32	2	6%	34
TUSCAN GARDENS OF DELRAY BEACH MANAGEMENT COMPANY,		34			34
BISHOP GRADY VILLAS		34			34
EC OPCO PENSACOLA, LLC		34			34
LAKE CITY VA MEDICAL CENTER			34	100%	34
PANCARE HEALTH - MALONE CLINIC		30	4	12%	34
JACKSON COUNTY HEALTH DEPARTMENT		15	19	56%	34
PARAMOUNT WALK-IN CLINIC		1	33	97%	34
WUESTHOFF MEMORIAL HOSPITAL			34	100%	34
AYERS NURSING AND REHABILITATION CENTER		33			33
SANFORD MOBILE LAB PGA TOUR		32	1	3%	33
KAPG ST AUGUSTINE SENIOR HOUSING OPCO LLC		33			33
RASHDA ALBIBI M.D. P.A.		30	3	9%	33
NORTH FLORIDA PEDIATRICS		30	3	9%	33
AHSE ROP		32	1	3%	33
CITRUS COUNTY HEALTH DEPARTMENT		32	1	3%	33
METRO KNOXVILLE HMA		25	8	24%	33
TAYLORVILLE FAMILY MEDICINE		26	7	21%	33
TERRACE AT HOBE SOUND, THE	1	31	1	3%	33
BIOFIRE		7	26	79%	33
ST. MARYS MEDICAL CENTER		1	32	97%	33
Golfview Healthcare Center		33			33
MINUTECLINIC DIAGNOSTIC OF OHIO LLC		23	10	30%	33
PRACTICE MANAGEMENT OF AMERICA, INC.		5	28	85%	33
ALTAMONTE MD			33	100%	33
REDI-MED WALK IN FAMILY CLINIC			33	100%	33
ACCURATE DIAGNOSTIC LAB		32	1	3%	33
PRMG - EAST NAPLES		23	10	30%	33
Kensington Gardens		33			33
HARMONY CLINIC		1	32	97%	33
SUMMERFIELD EMERGENCY ROOM		20	13	39%	33
BOND CLINIC		3	30	91%	33
SEA PINES REHABILITATION HOSPITAL		33			33
ADVENTIST HEALTH SYSTEM FLORIDA		26	7	21%	33
BRIDGEVIEW CENTER LLC☐		27	5	16%	32
PHYSICIAN ASSOCIATES LLC		26	6	19%	32
University Hospital		28	4	13%	32

COVID-19: testing by laboratory

Data through Jan 6, 2021 verified as of Jan 7, 2021 at 09:25 AM

Data in this report are provisional and subject to change.

The numbers in the table below represent the number of Florida and non-Florida residents for whom test results were received by the Department of Health. A person can be tested by more than one laboratory and can have both positive and negative results. **Therefore, the sum of the numbers in each column will be larger than the total number of people tested.**

Reporting lab	Inconclusive	Negative	Positive	Percent positive	Total
Citymd Of Toms River		29	3	9%	32
MINUTECLINIC DIAGNOSTIC OF RHODE ISLAND, LLC #1544		31	1	3%	32
VETERANS HOME			32	100%	32
AZALEA TRACE PHYSICIAN SERVICES		32			32
JACKSON HEALTH SYSTEM		1	31	97%	32
ERDOX		30	2	6%	32
COLLIER HMA PHYSICIAN MANAGEMENT LLC		26	6	19%	32
IPSUM DIAGNOSTICS		3	29	91%	32
AFTER HOURS PEDIATRICS			32	100%	32
VILLAGE ON THE ISLE☐		27	5	16%	32
OPIS COQUINA CENTER		32			32
RITE MEDICAL CARE PC		32			32
MEDRITE URGENT CARE		24	8	25%	32
VETERAN AFFAIRS MEDICAL CENTER - JAMES J PETERS		30	2	6%	32
FHMG- FLORIDA HOSPITAL MEDICAL GROUP		24	8	25%	32
ST AUGUSTINE PEDIATRIC ASSOC		30	2	6%	32
Heartland Health Care Center North Sarasota		18	14	44%	32
WESTMINSTER ST AUGUSTINE		32			32
WOLFF CTR FOR CHILD & ADOLESCENT HEALTH PLLC,THE		19	12	39%	31
ESCAMBIA COUNTY JAIL		18	13	42%	31
UNION MEDICAL CARE PLLC		31			31
FAST PACE MEDICAL CLINIC, PLLC		27	4	13%	31
MAINSTREET FAMILY URGENT CARE		1	30	97%	31
BETHESDA HEALTH URGENT CARE			31	100%	31
MICHAEL AKPEKE MD		22	9	29%	31
PERSONAL PEDIATRICS		28	3	10%	31
REGENCY PARK ASSISTED LIVING FACILITY		29	2	6%	31
HOSPICE OF MARTIN & ST LUCIE, INC		31			31
PLAINVIEW URGENT CARE		29	2	6%	31
Life Care Center at Inverrary		31			31
DISCOVERY COMMONS AT BRADENTON		31			31
COLLIER ANESTHESIA PAIN LLC		31			31
NIGHT LITE PEDIATRICS URGENT CARE CENTER			31	100%	31
MAUREEN OROURKE-FUTEY			31	100%	31
MISIR DRUGS LLC		25	6	19%	31
GRAND OAKS OF PALM CITY LLC☐	1	28	2	6%	31
FELICIDAD MEDICAL CENTER			30	100%	30
STEWART MEDICAL GROUP, INC		21	9	30%	30
LabCorp L#09258130 M#09258125		12	18	60%	30
PHOSPHORUS DIAGNOSTICS		27	3	10%	30
SOUTHERN LABORATORY		6	24	80%	30
HIGHLANDS LAKE CENTER		27	3	10%	30
NEUROINTERNATIONAL SARASOTA		28	2	7%	30
LONGLEAF DIAGNOSTIC LABORATORIES		3	27	90%	30
AMEERAH LABS			30	100%	30
PECONIC BAY MEDICAL CENTER LABORATORY		24	6	20%	30
HERITAGE WATERSIDE		27	3	10%	30

COVID-19: testing by laboratory

Data through Jan 6, 2021 verified as of Jan 7, 2021 at 09:25 AM

Data in this report are provisional and subject to change.

The numbers in the table below represent the number of Florida and non-Florida residents for whom test results were received by the Department of Health. A person can be tested by more than one laboratory and can have both positive and negative results. **Therefore, the sum of the numbers in each column will be larger than the total number of people tested.**

Reporting lab	Inconclusive	Negative	Positive	Percent positive	Total
TRADITIONAL HOME CARE INC		29	1	3%	30
THE TERRACE AT IVY ACRES ALF		11	19	63%	30
ALL MY KIDS PEDIATRICS INC		18	12	40%	30
ADVENT HEALTH PRIMARY CARE PLUS, WINTER GARDEN		26	4	13%	30
IMA MEDICAL GROUP POINCIANA		14	16	53%	30
SPRING MANOR ASSISTED LIVING		29			29
BELVEDERE COMMONS OF SUN CITY CENTER□		29			29
SUNTREE INTERNAL MEDICINE		29			29
LONG ISLAND JEWISH MED CTR		27	2	7%	29
CSL PLASMA INC		7	22	76%	29
COMPREHENSIVE CHILDCARE		23	6	21%	29
MEASE COUNTRYSIDE HOSPITAL			29	100%	29
JACKSONVILLE UNIVERSITY		27	2	7%	29
PEBBLEBROOK PHARMACY		26	3	10%	29
UNIV OF ROCHESTER-STRONG MEMORIAL HOSP		28	1	3%	29
L&S SENIOR CARE DBA ARCADIA OAKS		29			29
EVERLYWELL		16	13	45%	29
NEMOURS CHILDRENS CLINIC		22	7	24%	29
CENTRA CARE - DR. PHILLIPS		1	28	97%	29
PRO HEALTH HARMONY		29			29
CALADIUM PEDIATRICS		28	1	3%	29
GENESIS DERMATOLOGY		26	3	10%	29
P4CLINICAL	3	2	24	83%	29
NIGHT LITE PEDIATRICS CENTER LLC		8	21	72%	29
WESTWOOD NURSING AND REHABILITATION		28	1	3%	29
PALM GARDEN OF JACKSONVILLE		27	1	4%	28
CORNERSTONE MEDICAL CARE OF BRANDON PL		25	3	11%	28
ACTIVE SENIOR LIVING		26	2	7%	28
TURNING POINT OF TAMPA		24	4	14%	28
UNION MEDICAL CARE		28			28
LINCOLN DIAGNOSTIC LAB		27	1	4%	28
CINNAMON COVE ALF		28			28
PORT ST LUCIE HOSPITAL		25	3	11%	28
LAKE WALES OPERATING GROUP LLC		26	2	7%	28
MINUTE CLINIC INCORPORATE		23	5	18%	28
PANCARE HEALTH - FREEPORT CLINIC SUITE B		24	4	14%	28
HERNANDO ENDOSCOPY AND SURGERY CENTER		21	7	25%	28
EDEN AT CRESTVIEW		12	16	57%	28
LAKELAND NURSING AND REHABILITATION CENTER			28	100%	28
S-H THIRTY FIVE OPCO - LUTZ, LLC		26	1	4%	27
MINUTE CLINIC LLC #2216		25	2	7%	27
OAKTREE HEALTHCARE			27	100%	27
University Hills health and Rehabilitation		18	9	33%	27
RENAISSANCE AT THE TERRACES		27			27
UCLA HEALTHCARE CLINICAL LABS		23	4	15%	27
CONNECTICUT DEPARTMENT OF HEALTH		22	5	19%	27
ISLAND URGENT CARE PLLC		27			27

COVID-19: testing by laboratory

Data through Jan 6, 2021 verified as of Jan 7, 2021 at 09:25 AM

Data in this report are provisional and subject to change.

The numbers in the table below represent the number of Florida and non-Florida residents for whom test results were received by the Department of Health. A person can be tested by more than one laboratory and can have both positive and negative results. **Therefore, the sum of the numbers in each column will be larger than the total number of people tested.**

Reporting lab	Inconclusive	Negative	Positive	Percent positive	Total
SUNCOAST LABS			27	100%	27
PENSACOLA DEVELOPMENTAL CENTER		11	16	59%	27
RADIOLOGY ASSOCIATES OF VENICE AND ENGLEWOOD		26	1	4%	27
PALM BAY HOSPITAL			27	100%	27
ORLANDO LUTHERAN TOWERS ASSISTED LIVING		27			27
ARIZONA DEPARTMENT OF HEALTH SERVICES			27	100%	27
WILLOWBROOKE COURT AT ST ANDREWS ESTATES		23	4	15%	27
SANTA BARBARA CARE CENTER		17	10	37%	27
EXPRESS CARE OF BELLEVIEW		27			27
GENTIVA HEALTH SERVICES CERTIFIED INC		26	1	4%	27
SOUTHSIDE HOSPITAL NORTHWELL HEALTH LABORATORY		24	3	11%	27
CDC		17	10	37%	27
INNOVATION CLINICAL TRIALS, INC			26	100%	26
PREMISE HEALTH MIA			26	100%	26
MOOSEHAVEN HEALTH CENTER		12	14	54%	26
ADVENT HEALTH PARTIN SETTLEMENT HEALTH PARK		18	8	31%	26
HEALTH FIRST - VIERA HOSPITAL		1	25	96%	26
CDR MAGUIRE - MIAMI BEACH CC MISSION 17388		2	24	92%	26
CENTRA CARE – SAND LAKE		1	25	96%	26
THE MINIER URGENT CARE		20	6	23%	26
KEY PRIMARY CARE			26	100%	26
BERNHARDT LABORATORIES		9	17	65%	26
BONIFAY NURSING AND REHAB CENTER			26	100%	26
PULMONARY SPECIALISTS OF THE PALM BEACHES		16	10	38%	26
SOLARIS SENIOR LIVING OF MERRITT ISLAND		26			26
MONCRIEF ARMY HEALTH CLINIC			26	100%	26
LOOP PEDIATRICS		22	4	15%	26
PORT SAINT JOHN FAMILY PRACTICE		18	8	31%	26
MENORAH HOUSE		25	1	4%	26
MINUTECLINIC DIAGNOSTIC		26			26
WEST		14	12	46%	26
FAMILY CARE PARTNERS		15	10	40%	25
JAMAICA HOSPITAL MEDICAL CENTER		23	2	8%	25
WOMENS CARE FLORIDA LABORATORY		25			25
LINCOLN MEDICAL AND MENTAL HEALTH CENTER		23	2	8%	25
ADVENT HEALTH CENTRA CARE - LAKE BUTLER BOULEVARD			25	100%	25
MINUTECLINIC DIAGNOSTIC OF NORTH CAROL		20	5	20%	25
CARE CENTERS OF NASSAU		24	1	4%	25
ROYAL CARE OF AVON PARK		22	3	12%	25
WALK IN MEDICAL URGENT CARE		25			25
SANITAS		4	21	84%	25
LEVY COUNTY DEPARTMENT OF HEALTH		20	5	20%	25
ST. CLOUD HOSPITAL		20	5	20%	25
HOLY NAME HOSPITAL LABORATORY		24	1	4%	25
RIVERHEAD URGENT CARE		24	1	4%	25
MICHAEL J D'AMBROSE MD PA		23	2	8%	25
MINUTECLINIC DIAGNOSTIC OF SOUTH CARO		19	6	24%	25

COVID-19: testing by laboratory

Data through Jan 6, 2021 verified as of Jan 7, 2021 at 09:25 AM

Data in this report are provisional and subject to change.

The numbers in the table below represent the number of Florida and non-Florida residents for whom test results were received by the Department of Health. A person can be tested by more than one laboratory and can have both positive and negative results. **Therefore, the sum of the numbers in each column will be larger than the total number of people tested.**

Reporting lab	Inconclusive	Negative	Positive	Percent positive	Total
CDR MAGUIRE INC	1	2	22	88%	25
RJ LEE GROUP	1	23	1	4%	25
FAMILY EXTENDED CARE OF PUNTA GORDA		25			25
TGH URGENT CARE - RIVERVIEW			25	100%	25
ARCPPOINT LABS OF FORT LAUDERDALE		25			25
GRAMERCY PARK URGENT CARE		25			25
ARBOR TERRACE ORTEGA LLC		25			25
WAVE CREST HEALTH AND REHABILITATION CENTER		25			25
DEVELOPMENTAL DISABILITIES DEFENDANT PROGRAM		25			25
BOCA BIOLISTIC REFERENCE LAB			25	100%	25
PANCARE HEALTH - JACKSON COUNTY		18	7	28%	25
STATEN ISLAND UNIVERSITY HOSPITAL-POUCH		25			25
UNIPATH		18	7	28%	25
BAY COUNTY SHERIFFS OFFICE JAIL FACILITY		21	4	16%	25
Lanier Rehab			24	100%	24
FAMILY EXPRESS URGENT CARE			24	100%	24
HERITAGE OAKS ASSISTED LIVING & MEMORY CARE		20	4	17%	24
SENIOR HEALTH OF WINTER PARK DUNDEE		24			24
RENAISSANCE SENIOR LIVING	1	23			24
MEDCOMP SCIENCES			24	100%	24
COURTYARDS OF ORLANDO		24			24
MINUTECLINIC DIAGNOSTIC OF RHODE ISLAND, LLC #212		24			24
MADWAR		19	5	21%	24
TARPON BAYOU CENTER			24	100%	24
VILLAGES REHABILITATION AND NURSING CENTER		24			24
BULLS HEAD URGENT CARE		24			24
UNIVERSITY MEDICAL CTR OF PRINCETON AT		22	2	8%	24
TRUGENX		1	23	96%	24
CENTRAL FLORIDA PEDIATRICS		13	11	46%	24
PHYSICIANS PRIMARY CARE OF SW FLORIDA PL		24			24
WESTMINSTER WOODS ON JULINGTON CREEK		22	2	8%	24
THE CHAPPEL GROUP RESEARCH		24			24
WELLOW URGENT CARE		23	1	4%	24
Okeechobee Health Care Facility		12	12	50%	24
EAST HILL MEDICAL GROUP		17	7	29%	24
LUTHERAN HAVEN ASSISTED LIVING		24			24
ROYAL PALM SENIOR RESIDENCE		24			24
HENNEPIN COUNTY MEDICAL CENTER (HCMC)		13	11	46%	24
LABORATORY DYNAMICS		20	4	17%	24
HEALTHPOINT MED GRP OF THE EMERALD COAST LLC		15	9	38%	24
AVENTIS BIO-SERVICES CTL		24			24
UF HEALTH NORTH JACKSONVILLE			23	100%	23
WUESTHOFF MEDICAL CENTER-MELBOURNE			23	100%	23
VASSAR BROTHERS MEDICAL CENTER LABORATORY		22	1	4%	23
MAKO MEDICAL		15	8	35%	23
THE TERRACE OF JACKSONVILLE		3	20	87%	23
UNIVERSITY HILLS HEALTH AND REHABILITATION CENTER		18	5	22%	23

COVID-19: testing by laboratory

Data through Jan 6, 2021 verified as of Jan 7, 2021 at 09:25 AM

Data in this report are provisional and subject to change.

The numbers in the table below represent the number of Florida and non-Florida residents for whom test results were received by the Department of Health. A person can be tested by more than one laboratory and can have both positive and negative results. **Therefore, the sum of the numbers in each column will be larger than the total number of people tested.**

Reporting lab	Inconclusive	Negative	Positive	Percent positive	Total
FHMG-FLORIDA HOSPITAL MEDICAL GROUP		20	3	13%	23
WEINBERG VILLAGE		22	1	4%	23
PALM BEACH COUNTY FIRE RESCUE		21	2	9%	23
NORTH SHORE MEDICAL LABS		22	1	4%	23
STATE LAB		2	21	91%	23
NEW JERSEY		22	1	4%	23
MINUTECLINIC DIAGNOSTIC OF NORTH CARO		21	2	9%	23
GEORGE SAFRAN MD PC		21	2	9%	23
VITAS HEALTHCARE CORPORATION OF FLORIDA		21	2	9%	23
CRESTVIEW URGENT CARE			23	100%	23
ISLAND COAST PEDIATRICS PA		22	1	4%	23
LORI MCAULIFFE MD PA		14	9	39%	23
WEST VOLUSIA FAMILY AND SPORTS MEDICINE		23			23
THOMAS INTERNAL MEDICINE		20	3	13%	23
RITECARE MEDICAL CENTER		4	19	83%	23
PARK WEST MEDICAL CENTER		22	1	4%	23
EGL GENETIC DIAGNOSTICS		1	22	96%	23
COLORADO DEPARTMENT OF HEALTH LABORATORY SERVICES DIVISION			23	100%	23
MORTON PLANT HOSPITAL NURSING			23	100%	23
AVALON PARK RETIREMENT RESIDENCE		23			23
HARBORCHASE OF WELLINGTON CROSSING		22	1	4%	23
MONTEFIORE NEW ROCHELLE HOSPITAL		22	1	4%	23
ADVENT HEALTH - LAKE MARY PEDIATRICS		16	7	30%	23
NOBLE SENIOR LIVING		3	20	87%	23
WASHINGTON COUNTY HEALTH DEPARTMENT		12	11	48%	23
CVS		1	22	96%	23
PENSACOLA PEDIATRICS - PACE		16	7	30%	23
DIACARTA INC.		22			22
STAT ONE URGENT CARE CENTER			22	100%	22
EMERITUS AT NAPLES	1	21			22
WARDE MEDICAL LABORATORY		15	7	32%	22
NIGHT LITE PEDIATRIC CENTER		10	12	55%	22
PSL NAPLES BH OPERATIONS, LLC		22			22
BROOKDALE UNIVERSITY HOSPITAL		21	1	5%	22
INSTITUTE OF PATHOLOGY KINGS COUNTY		22			22
APOLLO SURGERY CENTER		20	2	9%	22
MIDDLETOWN MEDICAL P C		13	9	41%	22
SOS MOBILE MEDICAL CARE LLC		18	4	18%	22
MOBILE DIVISION LABORATORY		7	15	68%	22
GOOD SAMARITAN HOSPITAL LABORATORY		19	3	14%	22
CHILDREN'S MEDICAL CENTER			22	100%	22
TEN HEALTHCARE		6	16	73%	22
COLONY CARE CENTER		13	9	41%	22
FINLAY C. LABORATORY		3	19	86%	22
FLORIDA DEPARTMENT OF HEALTH IN TAYLOR COUNTY		16	6	27%	22
FIRST CHOICE PEDIATRICS LOOP		20	2	9%	22
WESTPAC LABS		1	21	95%	22

COVID-19: testing by laboratory

Data through Jan 6, 2021 verified as of Jan 7, 2021 at 09:25 AM

Data in this report are provisional and subject to change.

The numbers in the table below represent the number of Florida and non-Florida residents for whom test results were received by the Department of Health. A person can be tested by more than one laboratory and can have both positive and negative results. **Therefore, the sum of the numbers in each column will be larger than the total number of people tested.**

Reporting lab	Inconclusive	Negative	Positive	Percent positive	Total
CALHOUN COUNTY HEALTH DEPT		5	17	77%	22
MADISON COUNTY MEMORIAL HOSP		12	10	45%	22
SUNQUEST		3	19	86%	22
SARASOTA MEMORIAL NURSING & REHABILITATION CTR		22			22
ANGELS DIAGNOSTIC GROUP		17	5	23%	22
WEST BROWARD CARE CENTER		20	2	9%	22
MAYO CLINIC JACKSONVILLE		1	21	95%	22
CROSSROADS URGENT CARE		14	8	36%	22
KINDRED HOSPITAL CENTRAL TAMPA BLOOD GAS		22			22
FLORIDA PEDIATRICS		6	16	73%	22
ROCKLEDEGE REGIONAL MEDICAL CENTER		17	5	23%	22
LAKEVIEW HEALTH CARE SYSTEMS		8	14	64%	22
MED PLUS FLORENCE		18	4	18%	22
MILLENNIUM PHYSICIAN GROUP LLC		18	4	18%	22
DESOTO PALMS ALF		21			21
CHIPOLA MEDICAL ASSOCIATES		4	17	81%	21
GASTROENTEROLOGY ASSOCIATES OF PENSACOLA PA		20	1	5%	21
THE RESIDENCE AT TIMBER PINES		21			21
ST JUDE CHILDRENS RESEARCH HOSPITAL		21			21
NAPHCARE, INC.		11	10	48%	21
AMERICAN ESOTERIC LABORATORIES		6	15	71%	21
LAKE REGIONAL URGENT CARE		1	20	95%	21
FLORIDA PEDIATRIC GROUP PA		19	2	10%	21
LUTHERAN HAVEN EXTENDED CONGREGATE CAR		21			21
LABORATORY ALLIANCE OF CENTRAL NEW YORK		20	1	5%	21
EASYCARE WALK-IN CLINIC		11	10	48%	21
ANDALUSIA HEALTH		10	11	52%	21
PHYSICIANS STAT		2	19	90%	21
UPMC CHAUTAUQUA AT WCA LABORATORY		20	1	5%	21
PATHGROUP			21	100%	21
ARDEN COURTS OF WINTER SPRINGS		18	3	14%	21
MOBILE MEDICAL ASSOCIATES PL		9	12	57%	21
ST PETERSBURG PEDIATRICS	1	10	10	48%	21
NURSES HELPING HANDS INC ALF		21			21
INTERNATIONAL MEDICAL LABORATORY INC		21			21
PANCARE HEALTH - BONIFAY K-8			21	100%	21
BAYCARE HEALTH SYSTEMS		1	20	95%	21
WINDERMERE MEDICAL CENTER		18	3	14%	21
CLINICAL PATHOLOGY LABORATORIES SOUTHEAST			21	100%	21
ABSOLUTE GENOMICS		9	12	57%	21
MORTON PLANT			21	100%	21
WESTWOOD NURSING & REHAB		12	9	43%	21
BROWARD HEALTH IMPERIAL POINT NURSING			21	100%	21
SUNCOAST URGENT CARE		8	13	62%	21
COASTAL SKIN SURGERY AND DERMATOLOGY		14	7	33%	21
VETERANS AFFAIRS MEDICAL CENTER - NEW YORK HARBOR		19	1	5%	20
ALABAMA CLINICS		8	12	60%	20

COVID-19: testing by laboratory

Data through Jan 6, 2021 verified as of Jan 7, 2021 at 09:25 AM

Data in this report are provisional and subject to change.

The numbers in the table below represent the number of Florida and non-Florida residents for whom test results were received by the Department of Health. A person can be tested by more than one laboratory and can have both positive and negative results. **Therefore, the sum of the numbers in each column will be larger than the total number of people tested.**

Reporting lab	Inconclusive	Negative	Positive	Percent positive	Total
FAST PACE MEDICAL CLINIC		18	2	10%	20
MINUTECLINIC DIAGNOSTIC OF NEW JERSEY		17	3	15%	20
POARCH BANC CREEK INDIANS TRIBAL HEALTH DEPARTMENT			20	100%	20
RESIDENCE AT BAY VUE		19	1	5%	20
JOHNS HOPKINS CHILDREN'S HOSPITAL			20	100%	20
EPIC REFERENCE LABS INC			20	100%	20
TGH MEDICAL GROUP LABORATORY CARROLLWOOD			20	100%	20
MEDICAL EXPRESS CORP		18	2	10%	20
MADISON COUNTY MEMORIAL HOSPITAL LABORATORY		14	6	30%	20
STETSON UNIVERSITY STUDENT HEALTH CENTER		3	17	85%	20
REDITUS LABORATORIES			20	100%	20
ASHTON PLACE	2	14	4	20%	20
AMMON ANALYTICAL LABORATORIES		18	2	10%	20
HUNT CLUB PEDIATRIC ASSOCIATES LLC		19	1	5%	20
BRANDON COMMUNITY HEALTH CENTER		12	8	40%	20
NORTH CAROLINA DEPARTMENT OF HEALTH & HUMAN SERVICES			20	100%	20
MINUTE CLINIC, LLC DBA MINUTECLINIC #4505		19	1	5%	20
HEALTHY MINORS, LLC.		20			20
CENTRAL FLORIDA HEALTH CARE INC		2	18	90%	20
ENGLEWOOD HOSPITAL AND MEDICAL CENTER		16	4	20%	20
NORTH FLORIDA PEDIATRICS - JACKSONVILLE		18	2	10%	20
POINT OF CARE CLINICS PRIMARY CARE		20			20
CARENOW - DOWNTOWN NORTH GULCH		20			20
JEFFERSON COUNTY HEALTH DEPARTMENT-MONTICELLO		10	10	50%	20
BAY PEDIATRICS PA		18	2	10%	20
MINUTECLINIC, LLC #08366		15	5	25%	20
SAMFORD UNIVERSITY HEALTH SERVICES		19	1	5%	20
BOND AND STEELE CLINIC, PA		17	3	15%	20
HENDRY REGIONAL CORPORATE HEALTH			20	100%	20
CL BRUMBACK PRIMARY CARE CLINIC LANTANA		2	18	90%	20
ROCKLEDGE FAMILY HEALTH			20	100%	20
FLORIDA HOSPITAL LABS		11	9	45%	20
LAKE WORTH MANOR		19	1	5%	20
Wiregrass Rehabilitation Center and Nursing Home		20			20
SACRED HEART HEALTH SYSTEM INC		17	3	15%	20
HEARTLAND HEALTHCARE AND REHAB CENTER			20	100%	20
EMERGENCY PHYSICIANS MEDICAL CENTER LLC		10	9	47%	19
JEFFERSON K-12, A SOMERSET SCHOOL- CLINIC		16	3	16%	19
ST PETER'S BENDER LABORATORY		19			19
NANO HEALTH ASSOCIATES LLC		19			19
NO NAME		8	11	58%	19
ACCESS 365 URGENT CARE		7	12	63%	19
ALAN A SMITH MD LLC		18	1	5%	19
STEWART MEDICAL GROUP INC			19	100%	19
SANIBEL INTERNAL MEDICINE, LLC		17	2	11%	19
STONE WASH CLINICAL LABORATORIES		2	17	89%	19
PRIME CARE ONE LLC/HARBORCHASE OF VENICE			19	100%	19

COVID-19: testing by laboratory

Data through Jan 6, 2021 verified as of Jan 7, 2021 at 09:25 AM

Data in this report are provisional and subject to change.

The numbers in the table below represent the number of Florida and non-Florida residents for whom test results were received by the Department of Health. A person can be tested by more than one laboratory and can have both positive and negative results. **Therefore, the sum of the numbers in each column will be larger than the total number of people tested.**

Reporting lab	Inconclusive	Negative	Positive	Percent positive	Total
ADVENT HEALTH EXPRESS		9	10	53%	19
NOVANT HEALTH		14	5	26%	19
BAYVIEW MEDICAL		19			19
INTERCOASTAL MEDICAL GROUP			19	100%	19
PONCE PLAZA NURSING & REHAB CENTER		4	15	79%	19
THE COMMONWEALTH OF MASSACHUSETTS			19	100%	19
LABCORP BURLINGTON		6	13	68%	19
LONG TERM CARE OF GULF BREEZE LLC		17	2	11%	19
GREEN GABLES ASSISTED LIVING FACILITY		19			19
LAKE MARY - STIRLING CENTER SUITE 202			19	100%	19
INTEGRATED REGIONAL LABORATORIES - LARGO			19	100%	19
BROOKWOOD BAPTIST MEDICAL CENTER		18	1	5%	19
DELCARE PA		13	6	32%	19
GLEN COVE HOSPITAL		19			19
ADVANCED EMURGENT CARE		8	11	58%	19
BETHUNE-COOKMAN UNIVERSITY		1	18	95%	19
NORTH CENTRAL BRONX HOSPITAL		18	1	5%	19
ESOTERIX GENETIC LABORATORIES		16	3	16%	19
MED HEALTH SERVICES		18	1	5%	19
TALLAHASSEE DEVELOPMENTAL CENTER□		19			19
SEVEN RIVERS REGIONAL MEDICAL CENTER		5	14	74%	19
LAB INTERMARKET FACILITY LAB		1	18	95%	19
FORT SANDERS REGIONAL LABORATORY		18			18
MARATHON HEALTH FOR LIFE		16	2	11%	18
PALMETTO PEDIATRICS			18	100%	18
HARTFORD HOSPITAL ANCILLARY LAB		17	1	6%	18
MIAMI CLINICAL RESEARCH CORP			18	100%	18
Hampton Court Nursing and Rehabilitation Center		17	1	6%	18
TPCA CLINICAL LABORATORIES		15	3	17%	18
WALGREENS 9627		17	1	6%	18
FAMILY CARE CYPRESS CREEK		1	17	94%	18
MEDEXPRESS URGENT CARE - BLOOMINGTON		16	2	11%	18
MARIANNA HEALTH AND REHABILITATION CENTER		18			18
SAFARI PEDIATRICS PA		17	1	6%	18
CONNECTDX		4	14	78%	18
PHYSICIANS CARE		15	3	17%	18
MARION PEDIATRICS PA		14	4	22%	18
OAKMONTE VILLAGE		17	1	6%	18
TIMBERLANE LODGE ALF	1	10	7	39%	18
LIFE CARE CENTER OF JACKSONVILLE□			18	100%	18
CANTON-POTSDAM HOSPITAL LABORATORY		18			18
MARION COUNTY HEALTH DEPARTMENT		17	1	6%	18
MINUTE CLINIC DIAGNOSTIC OF SC, LLC #75		17	1	6%	18
BOZEMAN HEALTH DEACONESS HOSPITAL		13	5	28%	18
JACKSON NORTH MEDICAL CENTER		2	16	89%	18
DCH REGIONAL MEDICAL CENTER LABORATORY		17	1	6%	18
DAVID LAWRENCE CENTER		15	3	17%	18

COVID-19: testing by laboratory

Data through Jan 6, 2021 verified as of Jan 7, 2021 at 09:25 AM

Data in this report are provisional and subject to change.

The numbers in the table below represent the number of Florida and non-Florida residents for whom test results were received by the Department of Health. A person can be tested by more than one laboratory and can have both positive and negative results. **Therefore, the sum of the numbers in each column will be larger than the total number of people tested.**

Reporting lab	Inconclusive	Negative	Positive	Percent positive	Total
S-H THIRTY FIVE OPCO - ORANGE CITY, LLC		14	4	22%	18
PROFESSIONAL URGENT CARE SERVICES		13	5	28%	18
The Ponce Therapy Care Center		18			18
SUMTER PEDIATRICS		17	1	6%	18
UNION CHD		16	2	11%	18
CLERMONT ADVENTHEALTH CENTRA CARE			18	100%	18
ESTATES MEDICAL CENTER		12	6	33%	18
PEDIATRIC SERVICES OF AMERICA INC		17	1	6%	18
FAMILY CARE PARTNERS URGENT CARE LLC		13	5	28%	18
URGENT CARE CENTER			18	100%	18
HARMONY HEALTH OPCO, LLC		15	3	17%	18
HARBOUR ISLAND PEDIATRICS		12	6	33%	18
TOTAL RENAL LABORATORIES INC		13	5	28%	18
PRIMECARE OF DOTHAN-DALEVILLE CLINIC		14	4	22%	18
MADISON CORE LABORATORIES		17	1	6%	18
COUNTY OF LOS ANGELES			18	100%	18
ADVENTHEALTH EXPRESS CARE AT			18	100%	18
Gabisa Medical LLC		18			18
NORTH PINELLAS CHILDRENS MEDICAL CENTER			18	100%	18
SUMMIT MEDICAL GROUP - 75 E NORTHFIELD		16	2	11%	18
ASURANCE SCIENTIFIC LABORATORIES		18			18
FLAGLER COUNTY DETENTION CENTER		18			18
ARTHREX MEDICAL CENTER		10	8	44%	18
GENERAL INTERNAL MEDICINE MEDICAL CTR CLINIC		13	5	28%	18
PALMS MEDICAL GROUP - LAKE CITY WEST		3	15	83%	18
URGENT CARE USA			18	100%	18
XPRESS WELLNESS URGENT CARE			18	100%	18
FLORIDA COMMUNITY HEALTH CENTER OF ST. LUCIE		1	17	94%	18
MOORINGS PARK OAKSTONE AT GREY OAKS		17	1	6%	18
MINUTECLINIC DIAGNOSTIC OF KANSAS, PA		17	1	6%	18
LONG TERM CARE OF JAY, LLC			17	100%	17
CONSOLIDATED LAB SERVICES		8	9	53%	17
ASCENSION ST VINCENT'S PRIMARY CARE			17	100%	17
JUPITER MEDICAL CENTER			17	100%	17
JOHN KNOX VILLAGE OF CENTRAL FLORIDA		13	4	24%	17
UVMC MICROBIOLOGY		16	1	6%	17
JUPITER MEDICAL CENTER URGENT CARE - STUART		9	8	47%	17
LONG BEACH URGENT CARE		17			17
MICHELLE S PAGE MD PA		17			17
WIREGRASS CLINIC LLC		14	3	18%	17
ST. JUDES LABORATORIES		12	5	29%	17
HEALTHCARE NOW			17	100%	17
UM MILLER SCHOOL OF MEDICINE			17	100%	17
BARNES HEALTHCARE OF FLORIDA LLC		16	1	6%	17
KIVA AT CANTERBURY			17	100%	17
URGENT CARE AT LONGWOOD			17	100%	17
BAHIA OAKS LODGE		16	1	6%	17

COVID-19: testing by laboratory

Data through Jan 6, 2021 verified as of Jan 7, 2021 at 09:25 AM

Data in this report are provisional and subject to change.

The numbers in the table below represent the number of Florida and non-Florida residents for whom test results were received by the Department of Health. A person can be tested by more than one laboratory and can have both positive and negative results. **Therefore, the sum of the numbers in each column will be larger than the total number of people tested.**

Reporting lab	Inconclusive	Negative	Positive	Percent positive	Total
APOLLO HEALTH & REHABILITATION		12	5	29%	17
PENNSYLVANIA DEPARTMENT OF HEALTH BUREAU OF LABORATORIES			17	100%	17
HOWARD BEACH URGENT CARE		17			17
ST ELIZABETH MEDICAL CENTER LABORATORY		16	1	6%	17
NEW YORK PRESBYTERIAN - ALLEN HOSPITAL		17			17
PROFESSIONAL PEDIATRICS		16	1	6%	17
FLAGLER HOSPITAL INC	2		15	88%	17
WINTER PARK FAMILY PRACTICE LLC		17			17
CARESPOT		1	16	94%	17
MICHIGAN DEPARTMENT OF HEALTH AND HUMAN SERVICES			17	100%	17
COAST MED URGENT CARE		16	1	6%	17
WALGREENS COVID-19		14	3	18%	17
HEALTHPARK MEDICAL CENTER ABG LAB		16	1	6%	17
TENNESSEE DEPARTMENT OF HEALTH		13	4	24%	17
WALGREENS 4915		16	1	6%	17
Cleveland Clinic Laboratories		4	13	76%	17
WALGREEN EASTERN CO, INC		17			17
EASTERN SHORE URGENT CARE		9	8	47%	17
THE CANOPY AT HARPER LAKE	1		15	94%	16
MILLENNIUM PHYSICIAN GRP LLC NAPLES PINE RIDGE			16	100%	16
HEALTH CENTRAL HOSPITAL			16	100%	16
DUVAL PHARMACY		12	4	25%	16
ERIC C MARSHAL MD, PC DBA MINUTECLINIC		15	1	6%	16
STUART REHABILITATION AND HEALTHCARE		4	12	75%	16
URGENT CARE CLINIC OF LINCOLN		14	2	13%	16
MEDEXPRESS - BLOOMIN BRANDS		4	12	75%	16
SRMC AVALON		9	7	44%	16
ALL FLORIDA FAMILY & SPORTS MEDICINE		15	1	6%	16
MID FLORIDA PATHOLOGY LLC		15	1	6%	16
DARDEN WELLNESS CENTER		13	3	19%	16
MORRIS PARK URGENT CARE		13	3	19%	16
FAST TRACK URGENT CARE CENTER - TYRONE			16	100%	16
WEISS PEDIATRIC CARE LLC		14	2	13%	16
CAPE CORAL HOSPITAL ABG LABORATORY		10	6	38%	16
CLINCLOUD, LLC			16	100%	16
ADVENTHEALTH MEDICAL GROUP FAMILY MEDICINE		16			16
MARTHA'S HOUSE & ASSISTED LIVING FACILITY		16			16
ASSISTED LIVING OF BROWARD		16			16
URGENT CARE WEST CLINIC		14	2	13%	16
RESOLVE MOLECULAR DIAGNOSTICS		12	4	25%	16
BAY REGIONAL URGENT CARE		5	11	69%	16
INTERNAL MEDICINE ASSOCIATES & SPECIALTIES INC		15	1	6%	16
OKEECHOBEE HEALTHCARE FACILITY			16	100%	16
ROADS PEDIATRICS,LLC		14	2	13%	16
AUTUMN OF SARASOTA		12	4	25%	16
REGENEXX TAMPA BAY		14	2	13%	16
JOSEPH MIGNOGNA		13	3	19%	16

COVID-19: testing by laboratory

Data through Jan 6, 2021 verified as of Jan 7, 2021 at 09:25 AM

Data in this report are provisional and subject to change.

The numbers in the table below represent the number of Florida and non-Florida residents for whom test results were received by the Department of Health. A person can be tested by more than one laboratory and can have both positive and negative results. **Therefore, the sum of the numbers in each column will be larger than the total number of people tested.**

Reporting lab	Inconclusive	Negative	Positive	Percent positive	Total
CAREHERE- LCS LEESBURG			16	100%	16
XERA MED RESEARCH			16	100%	16
CRUCIAL CARE		10	6	38%	16
TOTAL ACCESS URGENT CARE			16	100%	16
VIRTUA		13	3	19%	16
KEYSTYLE LIVING LLC	1	15			16
BONIFAY NURSING AND REHABILITATION CENTER			16	100%	16
PRO HEALTH FAMILY PHYSICIANS, NYSTROM		16			16
BIOREFERENCE LABORATORIES INC		3	13	81%	16
MD BEAUTY LABS, PA		15	1	6%	16
Flagler Health and Rehabilitation		15	1	6%	16
SHORE MEMORIAL HOSPITAL		14	2	13%	16
ADVENT HEALTH CENTRA CARE - LAKE BUENA VISTA			16	100%	16
ALL PEDIATRIC CARE			16	100%	16
DALE MEDICAL CENTER		11	5	31%	16
PINES NURSING HOME		15	1	6%	16
SPEARHEAD MEDICAL			15	100%	15
TOTTENVILLE CIRCLE URGENT CARE		15			15
MILTON 4707		15			15
BAY STREET PHARMACY☐		15			15
PANCARE HEALTH - BAY COUNTY - YOUNGSTOWN		13	2	13%	15
HUNT CLUB MEDICAL		12	3	20%	15
SHELBY BAPTIST MEDICAL CENTER		10	5	33%	15
DEPT OF VA MED CENTE-WEST PALM BEACH			15	100%	15
SOUTHCOR LABORATORY		2	13	87%	15
FAMILY CARE CENTER OF ARLINGTON		10	5	33%	15
HALIFAX HEALTH URGENT CARE		2	13	87%	15
LAKE PLACID HEALTH AND REHABILITATION			15	100%	15
DIATHERIX		13	2	13%	15
ST VINCENT'S EAST		14	1	7%	15
HODGES CLUSTER		2	13	87%	15
KEY WEST MEDICAL CENTER	1	14			15
NEWYORK-PRESBYTERIAN/ LAWRENCE HOSPITAL LABORATORY		13	2	13%	15
NOVANT HEALTH GOHEALTH URGENT CARE-HARRISBURG		8	7	47%	15
CARESPOT OF NOCATEE			15	100%	15
MEADOWCREST MOLECULAR DIAGNOSTICS, LLC			15	100%	15
SUPERIOR RESIDENCES OF LECANTO			15	100%	15
ST CLOUD PHYSICIAN MANAGEMENT LLC DBA ST CLOUD		7	8	53%	15
Z UROLOGY		15			15
HOLLEY-NAVARRE MEDICAL CLINIC		5	10	67%	15
Salerno Bay Health & Rehabilitation Center		11	4	27%	15
BROOKDALE BRANDON	1	14			15
HUNTINGTON STATION URGENT CARE		14	1	7%	15
HELIX DIAGNOSTICS			15	100%	15
JESSIE TRICE COMMUNITY HEALTH SYSTEM, INC		1	14	93%	15
ORLANDO HEALTH		2	13	87%	15
THE TRADITION OF THE PALM BEACHES		15			15

COVID-19: testing by laboratory

Data through Jan 6, 2021 verified as of Jan 7, 2021 at 09:25 AM

Data in this report are provisional and subject to change.

The numbers in the table below represent the number of Florida and non-Florida residents for whom test results were received by the Department of Health. A person can be tested by more than one laboratory and can have both positive and negative results. **Therefore, the sum of the numbers in each column will be larger than the total number of people tested.**

Reporting lab	Inconclusive	Negative	Positive	Percent positive	Total
LIGHTHOUSE PEDIATRICS OF NAPLES		11	4	27%	15
BARNETT PARK☐			15	100%	15
UAH STUDENT HEALTH CENTER		10	5	33%	15
AURORA DIAGNOSTICS		3	12	80%	15
SINAI HOSPITAL OF BALTIMORE		15			15
GOOD SAMARITAN SOCIETY OF DAYTONA		13	2	13%	15
ADVENT HEALTH - ZEPHYRHILLS			15	100%	15
TELEVISIT MALABAR PEDIATRICS		5	10	67%	15
ADIRONDACK MEDICAL CENTER		15			15
ST CATHERINE OF SIENA HOSPITAL		14	1	7%	15
MEDEXPRESS URGENT CARE LEWISBURG		15			15
MAGNOLIA PEDIATRICS		2	13	87%	15
EASTLAKE PEDIATRICS - TRINITY		15			15
WALGREENS 3145		12	3	20%	15
OSCEOLA ALF OPERATOR, LLC DBA☐		14			14
MORNINGSIDE MANOR & VILLA ADULT CARE C		14			14
ROBERT WOOD JOHNSON UNIVERSITY HOSP		12	2	14%	14
MINUTECLINIC DIAGNOSTIC OF TN PC #378		13	1	7%	14
49D2045214☐PHYSICIAN OFFICE WAIVER MEDEXPRESS URGENT CARE - HARRISONBU		6	8	57%	14
SIGNATURE HEALTHCARE OF ORANGE PARK		14			14
FUNGAL REFERENCE LABORATORY		12	2	14%	14
BENTON HOUSE OF PORT ORANGE		8	6	43%	14
SOUTHEASTERN OUTPATIENT SURGERY CENTER		14			14
EXPRESS FAMILY CARE LLC			14	100%	14
HEALTHFIRST ADVENT HEALTH CENTRA CARE COCOA BEACH			14	100%	14
EPIPHANY HEALTH		8	6	43%	14
MULBERRY'S MOBILE PROVIDER SERVICES LLC☐			14	100%	14
MERCY MEDICAL URGENT CARE CENTER INC		2	12	86%	14
SYNIVERSE WELLNESS CENTER		12	2	14%	14
Summit Medical Group Westfield Lab		14			14
GRAND VILLA OF ST. PETERSBURG		12	2	14%	14
COOPER HEALTHCARE		14			14
GROWING TOGETHER PEDIATRICS, LLC		11	3	21%	14
GULFSIDE HOSPICE INC		11	3	21%	14
MEDEMERGE		13	1	7%	14
GLEN OAKS URGENT CARE		14			14
HORIZON ALF		14			14
Consulate Health Care of Jacksonville			14	100%	14
BVL PEDIATRICS		14			14
WELLINGTON FAMILY PRACTICE		13	1	7%	14
BOCA SIMON		2	12	86%	14
DEPT OF VA MEDICAL CENTER - BAY PINES			14	100%	14
PRATTVILLE BAPTIST HOSPITAL		11	3	21%	14
NCHD		4	10	71%	14
ROSLYN URGENT CARE		14			14
ADVANCED URGENT CARE		12	2	14%	14
LA MER NH LLC☐		10	4	29%	14

COVID-19: testing by laboratory

Data through Jan 6, 2021 verified as of Jan 7, 2021 at 09:25 AM

Data in this report are provisional and subject to change.

The numbers in the table below represent the number of Florida and non-Florida residents for whom test results were received by the Department of Health. A person can be tested by more than one laboratory and can have both positive and negative results. **Therefore, the sum of the numbers in each column will be larger than the total number of people tested.**

Reporting lab	Inconclusive	Negative	Positive	Percent positive	Total
ALAN L MELOTEK MD		14			14
PROMEDICA LABORATORIES		11	3	21%	14
STATEN ISLAND UNIVERSITY HOSPITAL		13	1	7%	14
BIO-TECH CLINICAL LABORATORIES INC		14			14
ST JOSEPH HOSPITAL		13	1	7%	14
POLK CHD BARTOW		13	1	7%	14
M&V SAN JOSE MEDICAL CENTER			14	100%	14
PROFESSIONAL PARK PEDIATRICS PA			14	100%	14
NORTHWESTERN MEMORIAL HOSPITAL			14	100%	14
ASTORIA HEALTH AND REHABILITATION CENTER		13	1	7%	14
MINUTECLINIC DIAGNOSTIC OF ILLINOIS L		12	2	14%	14
Sovereign Laboratory Services, LLC		14			14
FLORIDA HOSPITAL WINTER GARDEN		13	1	7%	14
MEDEXPRESS URGENT CARE, MOON TOWNSHIP		13	1	7%	14
NEW YORK METHODIST HOSPITAL		13	1	7%	14
COMMUNITY MEDICAL CARE CENTER INC			14	100%	14
Belleair Healthcare Center		8	6	43%	14
OCEANSIDE URGENT CARE		14			14
BAPTIST MEDICAL CENTER EAST		11	3	21%	14
CLINICAL LABORATORY SERVICES			13	100%	13
HUDSON VALLEY HOSPITAL CENTER LABORATORY		12	1	8%	13
GRACE MEDICAL HOME		11	2	15%	13
PHELPS HOSPITAL LABORATORY		11	2	15%	13
TRINITY MEDICAL ASSOCIATES LLC			13	100%	13
SOUTHEAST FAMILY HEALTHCARE CENTER			13	100%	13
BASSETTI & ASSOCIATES, MD, PA			13	100%	13
FORT WALTON BEACH DEVELOPMENTAL CENTER		12	1	8%	13
UNIVERSITY LAB			13	100%	13
Cross Care Center			13	100%	13
The Waterford		13			13
COLLEGE POINT URGENT CARE		12	1	8%	13
SOUTH NASSAU COMMUNITIES HOSPITAL		10	3	23%	13
FAMILY AND INTERNAL MEDICINE AT AVALON PARK		11	2	15%	13
MONTEFIORE ST LUKE'S CORNWALL HOSPITAL		10	3	23%	13
ROCKLEDGE		3	10	77%	13
CENTER ONE SURGERY CENTER		9	4	31%	13
FLORIDA ENDOSCOPY & SURGERU CTR LLC		13			13
CVS MINUTE CLINIC DIAGNOSTIC OF NORTH CAROL		12	1	8%	13
CHILDRENS MEDICAL CENTER			13	100%	13
EAR NOSE & THROAT ASSOCIATES OF MANATEE PA		13			13
CAMPBELL URGENT CARE			13	100%	13
BROOKDALE CANOPY OAKS			13	100%	13
BETHESDA HEALTH PHYSICIAN GROUP INC			13	100%	13
CHARLOTTE CHD PORT CHARLOTTE		11	2	15%	13
ESCAMBIA COMMUNITY CLINIC		2	11	85%	13
VILLA OF KINGS AND QUEENS OF DELRAY		13			13
HEALTH MED CENTERS		13			13

COVID-19: testing by laboratory

Data through Jan 6, 2021 verified as of Jan 7, 2021 at 09:25 AM

Data in this report are provisional and subject to change.

The numbers in the table below represent the number of Florida and non-Florida residents for whom test results were received by the Department of Health. A person can be tested by more than one laboratory and can have both positive and negative results. **Therefore, the sum of the numbers in each column will be larger than the total number of people tested.**

Reporting lab	Inconclusive	Negative	Positive	Percent positive	Total
MINUTECLINIC DIAGNOSTIC OF MICHIGAN		12	1	8%	13
ROWLETT MIDDLE ACADEMY		11	2	15%	13
ODYSSEY HEALTHCARE OF MARION COUNTY, LLC		13			13
DYNAMIC DNA LAB		1	12	92%	13
Wesley Place on Honeysuckle		11	2	15%	13
BAPTIST MEMORIAL HEALTH CARE		11	2	15%	13
RIVERSIDE COTTAGES AT THE SHORES, LLC			13	100%	13
ORANGE REGIONAL MEDICAL CENTER LABORATORY		10	3	23%	13
LUCID DIAGNOSTICS LABS			13	100%	13
KRYSTAL BAY NURSING AND REHABILITATION		10	3	23%	13
SPRINGWOOD COURT		8	5	38%	13
JUST FOR KIDS PEDIATRICS		5	8	62%	13
AUBURN COMMUNITY HOSPITAL		12	1	8%	13
FLORIDA STATE HOSPITAL			13	100%	13
CLEVELAND CLINIC			13	100%	13
SUNSHINE ASSISTED LIVING		13			13
JOSEPH SCHENKER MD PC DBA CENTERS URGENT		11	2	15%	13
PARKWEST MEDICAL CENTER		11	2	15%	13
Sunnyside Care Center		13			13
IN-OFFICE LAB		12	1	8%	13
OPIS ISLAND LAKE CENTER		13			13
REGENCY OAKS HEALTH CENTER		11	2	15%	13
CORE LABORATORY		1	12	92%	13
SHELBY COUNTY HEALTH CARE CORPORATION		10	3	23%	13
REGENCY SQUARE MALL - SEARS		2	11	85%	13
BROOKLYN HOSPITAL CENTER DOWNTOWN CAMPUS		13			13
BROOKDALE DELAND			13	100%	13
TBI RESIDENTIAL SERVICES, INC.		13			13
LAB UNKNOWN		1	11	92%	12
BRYAN WHITFIELD MEMORIAL HOSPITAL		8	4	33%	12
BAYCARE MEDICAL GROUP INC			12	100%	12
LIFE CARE OF PORT SAINT LUCIE		3	9	75%	12
Baldwin Pediatrics		12			12
VALLEY IMMEDIATE CARE		10	2	17%	12
MD PLUS URGENT CARE, LLC			12	100%	12
MINUTECLINIC DIAGNOSTICS MEDICAL GROUP		12			12
ST PETER'S UNIVERSITY HOSPITAL		9	3	25%	12
Bon Secours Maria Manor		9	3	25%	12
MASSACHUSETTS GENERAL HOSPITAL		1	11	92%	12
CVS MINUTE CLINIC DIAGNOSTIC OF TEXAS LLC		9	3	25%	12
GLEN OAKS HEALTH AND REHABILITATION CENTER			12	100%	12
FLUSHING HOSPITAL MEDICAL CENTER		9	3	25%	12
MI2297090CV HOLLAND-23D2189684		12			12
WORLD WRESTLING ENTERTAINMENT			12	100%	12
TOWERS HOME CARE☐		12			12
MEDEXPRESS URGENT CARE - ROBINSON TWP, STEUBENVILLE PIKE		11	1	8%	12
HOLIDAY MEDICAL ASSOCIATES		1	11	92%	12

COVID-19: testing by laboratory

Data through Jan 6, 2021 verified as of Jan 7, 2021 at 09:25 AM

Data in this report are provisional and subject to change.

The numbers in the table below represent the number of Florida and non-Florida residents for whom test results were received by the Department of Health. A person can be tested by more than one laboratory and can have both positive and negative results. **Therefore, the sum of the numbers in each column will be larger than the total number of people tested.**

Reporting lab	Inconclusive	Negative	Positive	Percent positive	Total
MAINSTREET FAMILY SELECT		1	11	92%	12
SUWANNEE COUNTY JAIL		11	1	8%	12
UR CARE FAMILY AND SPORTS MEDICINE			12	100%	12
SONATA BOYNTON BEACH		11	1	8%	12
ADVENT HEALTH - KISSIMMEE		3	9	75%	12
COMPREHENSIVE CHILDCARE ASSOCIATES		8	4	33%	12
STEWART MELBOURNE HOSPITAL, INC	1		11	92%	12
INNOVATIVE RESEARCH OF WEST FLORIDA		9	3	25%	12
WOODHOUSE INC		12			12
UC HEALTH UNIVERSITY HOSPITAL		10	2	17%	12
MINUTECLINIC DIAGNOSTIC OF RHODE ISLAND, LLC #590		12			12
NAPLES GREEN VILLAGE		12			12
LONG ISLAND JEWISH VALLEY STREAM		12			12
BLISS HEALTHCARE SERVICES		1	11	92%	12
WELLMED AT NEW TAMPA		8	4	33%	12
ROCKLAND URGENT CARE FAMILY HEALTH NP		12			12
BROWARD DIALYSIS			12	100%	12
NORTHWEST FLORIDA SLEEP			12	100%	12
LEON CHD		12			12
AMELIA ASSISTED LIVING FACILITY		12			12
FHCP-PORT ORANGE		3	9	75%	12
WALGREEN		4	8	67%	12
IREPERTOIRE_MOL_LAB		12			12
FLORIDA DEPARTMENT OF HEALTH IN HILLSBOROUGH COUNTY			12	100%	12
BEST MEDICAL CENTER		8	4	33%	12
TLC FAMILY CARE HOME INC		12			12
GRAND VILLA OF DELAND		9	3	25%	12
VERITAS RESEARCH CORP			12	100%	12
MINUTECLINIC DIAGNOSTIC PA		11	1	8%	12
NEMOURS CHILDREN'S URGENT CARE, ORLANDO - WATERFORD LAKES			12	100%	12
PRIMARY CARE MEDICINE	1	10	1	8%	12
BROOKDALE PADDOCK HILLS		12			12
MINUTECLINIC, LLC, DBA MINUTECLINIC #5		10	2	17%	12
MARQUES PEDIATRICS			12	100%	12
BARTON FAMILY PRACTICE		7	5	42%	12
ACADIAN DIAGNOSTIC LABORATORIES		8	4	33%	12
FORT CAROLINE GARDENS, INC		11	1	8%	12
VPA PC LAB		12			12
OLIVE BRANCH HEALTH AND REHABILITATION CENTER			12	100%	12
WACO HHSSURGEWACO	1	10	1	8%	12
FLORIDA ATLANTIC UNIVERSITY		10	2	17%	12
ALWAYS BEST CARE SENIOR SERVICES		10	2	17%	12
BRIDGEWAY HEALTH CLINICS INC			12	100%	12
MELBOURNE FAMILY PRACTICE		11	1	8%	12
MERIDIAN AT WATERWAYS, THE		10	2	17%	12
MINUTE CLINIC DIAGNOSTIC OF VIRGINIA		9	3	25%	12
MACKOUL PEDIATRICS FORT MYERS			12	100%	12

COVID-19: testing by laboratory

Data through Jan 6, 2021 verified as of Jan 7, 2021 at 09:25 AM

Data in this report are provisional and subject to change.

The numbers in the table below represent the number of Florida and non-Florida residents for whom test results were received by the Department of Health. A person can be tested by more than one laboratory and can have both positive and negative results. **Therefore, the sum of the numbers in each column will be larger than the total number of people tested.**

Reporting lab	Inconclusive	Negative	Positive	Percent positive	Total
APPLE DIAGNOSTICS LAB		5	7	58%	12
SUMMIT ATLANTIC SURGERY CENTER		12			12
MCWHORTER SCHOOL OF PHARMACY		12			12
BROOKDALE MANDARIN CENTRAL			12	100%	12
WAKULLA COUNTY HEALTH DEPARTMENT		5	7	58%	12
FAMILY CARE			12	100%	12
MAITLAND PRIMARY CARE		9	3	25%	12
MERCY MEDICAL CENTER		5	7	58%	12
Lady Lake Specialty Care			12	100%	12
ROBERT H JENKINS JR VETERANS' DOMICILIARY HOME OF		10	2	17%	12
FLORIDA DEPT OF HEALTH		4	8	67%	12
Stratford Court of Palm Harbor		11	1	8%	12
CARDIOLOGY AND MEDICINE ASSOCIATES INC		12			12
NORTHERN WESTCHESTER HOSPITAL LABORATORY		9	2	18%	11
PINELLAS COUNTY HEALTH DEPARTMENT		2	9	82%	11
DOCTORS MEDICAL CENTER OF WALTON COUNTY CLINIC			11	100%	11
MINUTECLINIC DIAGNOSTIC OF NORTH CAROLINA		11			11
PRIMECARE ACQUISITION FAMILY PRACTICE INC		11			11
AVOW HOSPICE INC		11			11
D PEDIATRICS		11			11
UNIVERSITY CENTRA CARE		10	1	9%	11
PROHEALTH CARE ASSOCIATES MOBILE		9	2	18%	11
FAMILY PRACTICE ON THE GO		6	5	45%	11
REDMED CLINIC OF ARLINGTON		10	1	9%	11
MEDICAL CENTER AFFILIATES WEST PALM			11	100%	11
ALCOVE ASSISTED LIVING FACILITY		11			11
LAKELAND HILLS CENTER		4	7	64%	11
SEMORAN FAMILY HEALTH LLC		10	1	9%	11
St. Annes Nursing Center, St. Annes Residence, Inc.		11			11
RAINBOW PEDIATRICS			11	100%	11
GIBBENS FAMILY MEDICAL, LLC		8	3	27%	11
COLORADO DEPARTMENT OF PUBLIC HEALTH AND ENVIRONMENT			11	100%	11
ALBIBI		1	10	91%	11
BAPTIST PRIMARY CARE PONTE VEDRA		6	5	45%	11
Citymd Of Lacey		10	1	9%	11
MINUTECLINIC DIAGNOSTIC OF PENNSYLVANI		11			11
MHHS All Lab Subsection		11			11
FIRST CHOICE PEDIATRICS INC		10	1	9%	11
QUOTIENT SCIENCES LABS LLC			11	100%	11
Jupiter Medical Center Pavilion		10	1	9%	11
FORT HAMILTON URGENT CARE		11			11
MI CASA DORADA ASSISTED LIVING FACILIT		11			11
ACCESS MEDICAL CENTER			11	100%	11
Clearwater Center		6	5	45%	11
NIGHT LITE PEDIATRICS CENTER, LLC		1	10	91%	11
BLOUNT MEMORIAL HOSPITAL		10	1	9%	11
TROPICANA		5	6	55%	11

COVID-19: testing by laboratory

Data through Jan 6, 2021 verified as of Jan 7, 2021 at 09:25 AM

Data in this report are provisional and subject to change.

The numbers in the table below represent the number of Florida and non-Florida residents for whom test results were received by the Department of Health. A person can be tested by more than one laboratory and can have both positive and negative results. **Therefore, the sum of the numbers in each column will be larger than the total number of people tested.**

Reporting lab	Inconclusive	Negative	Positive	Percent positive	Total
VIRTUA WEST JERSEY HOSPITAL VOORHEES		9	2	18%	11
IMA MEDICAL CENTER		4	7	64%	11
MORTON PLANT MEASE			11	100%	11
ELITE HOME HEALTH SERVICES		11			11
DESOTO HEALTH AND REHAB LLC		7	4	36%	11
PALM BEACH PATHOLOGY		9	2	18%	11
MINUTECLINIC DIAGNOSTIC OF NORTH CAROLINA PC		9	2	18%	11
PATHLINE			11	100%	11
WINTER PARK CARE AND REHABILITATION			11	100%	11
THE TERRACE OF SAINT CLOUD		9	2	18%	11
AIM LABORATORIES			11	100%	11
UMHC/SYLVESTER AT KENDALL		1	10	91%	11
JFK MEDICAL CENTER NORTH LAB		1	10	91%	11
BELLEVUE HOSPITAL CENTER DEPARTMENT		11			11
DMH STEINHATCHEE FAMILY MEDICINE		8	3	27%	11
TREASURE COAST URGENT CARE			11	100%	11
GENTIVA HEALTH SERVICES		10	1	9%	11
TELEVISIT PALM BAY FAMILY PRACTICE		9	2	18%	11
UNIV OF NORTH ALABAMA HEALTH CENTER		11			11
MEDEXPRESS URGENT CARE-ALTOONA		9	2	18%	11
LYSTER ACH FT RUCKER AL		10	1	9%	11
LEHIGH VALLEY HOSPITAL		3	8	73%	11
MINUTECLINIC MINUTECLINIC #8746		11			11
HIALEAH HOSPITAL RESPIRATORY DEPT			11	100%	11
MINUTECLINIC, LLC, DBA MINUTECLINIC #2544		10	1	9%	11
CARINGTON MANOR		11			11
INN AT LAKE SEMINOLE SQUARE, THE		11			11
CARE FAST MURABELLA		7	4	36%	11
BHA CENTRAL COUNTY CLINIC		1	10	91%	11
ADVENT HEALTH - DELTONA ER		1	10	91%	11
LODGE HEALTH AND REHABILITATION CENTER, THE		11			11
AMBRY GENETICS CORPORATION		10			10
EAR NOSE AND THROAT ASSOCIATES OF MANATEE, P.A.		7	3	30%	10
Maury Regional Hospital		6	4	40%	10
LAKE NONA MEDICAL SERVICES		3	7	70%	10
VETERNANS ADMINISTRATION			10	100%	10
AVANTE ST CLOUD		7	3	30%	10
CLEARWATER EMPLOYEE HEALTH CLINIC		4	6	60%	10
VITALANT		1	9	90%	10
SOUTHEASTERN LABORATORY			10	100%	10
VASCONCELLO COHEN MD PA		9	1	10%	10
ST CLOUD MEDICAL GROUP		9	1	10%	10
NORTH OKALOOSA PHYSICIAN GROUP		10			10
CAREATC			10	100%	10
BIOTECH CLINICAL LABORATORIES, INC.		1	9	90%	10
COMMUNITY HEALTH CENTER		2	8	80%	10
CARENOW URGENT CARE-BRENTWOOD		8	2	20%	10

COVID-19: testing by laboratory

Data through Jan 6, 2021 verified as of Jan 7, 2021 at 09:25 AM

Data in this report are provisional and subject to change.

The numbers in the table below represent the number of Florida and non-Florida residents for whom test results were received by the Department of Health. A person can be tested by more than one laboratory and can have both positive and negative results. **Therefore, the sum of the numbers in each column will be larger than the total number of people tested.**

Reporting lab	Inconclusive	Negative	Positive	Percent positive	Total
MEDEXPRESS URGENT CARE - SEMINOLE SQUAU		9	1	10%	10
OCALA OAKS REHABILITATION CENTER		7	3	30%	10
INTERMOUNTAIN CENTRAL LAB		1	9	90%	10
NICEVILLE URGENT CARE			10	100%	10
CREATIVE TESTING SOLUTIONS		3	7	70%	10
GENESIS		7	3	30%	10
CBC LAB		3	7	70%	10
EMERALD COAST HOSPICE - CRESTVIEW		10			10
MINUTECLINIC #8699		7	3	30%	10
CLEVELAND CLINIC FLORIDA		1	9	90%	10
LAKE BALDWIN CBOC		9	1	10%	10
GADSDEN REGIONAL MEDICAL CENTER		10			10
81ST MEDICAL GROUP			10	100%	10
MID-FLORIDA PATHOLOGY, LLC		10			10
MEDEXPRESS URGENT CARE - TIMBERLAKE		10			10
UNIVERSITY HOSPITAL UC HEALTH		6	4	40%	10
JUPITER MEDICAL CENTER URGENT CENTER		4	6	60%	10
PBC PREMIER FAMILY HEALTH			10	100%	10
URGENT TEAM		7	3	30%	10
APPALACHIAN REGIONAL HEALTHCARE SYSTEM		10			10
MINIMALLY INVASIVE VASCULAR INC		10			10
STERLING HOUSE OF PUNTA GORDA		10			10
COVANCE CENTRAL LABORATORY			10	100%	10
Hialeah Nursing And Rehabilitation Center		6	4	40%	10
HORIZON MEDICAL GROUP		8	2	20%	10
BROOKDALE PANAMA CITY		9	1	10%	10
URGENT CARE CENTER AT PINNACLE		4	6	60%	10
DIEGO FALLON MD PA		6	4	40%	10
CORONA PATHOLOGY		10			10
PANCARE HEALTH - WEWA ELEMENTARY			10	100%	10
MEYER PEDIATRICS CHTD		10			10
OCOEE PEDIATRICS		8	2	20%	10
OHIO STATE UNIVERSITY MEDICAL CENTER			10	100%	10
NEW JERSEY DEPARTMENT OF HEALTH COMMUNICABLE DISEASE SERVICE		3	7	70%	10
METHODIST MEDICAL CENTER		7	3	30%	10
PANCARE HEALTH - VERNON ELEMENTARY			10	100%	10
RAINBOW PEDIATRIC CENTER		2	8	80%	10
WATSON HEALTHCARE		7	3	30%	10
ARNOT OGDEN MEDICAL CENTER LABORATORY		10			10
ADVENT HEALTH - WINTER HAVEN		6	4	40%	10
MEDICAL LABORATORY DIAGNOSTICS			10	100%	10
MEDEX REGIONAL LABORATORIES LLC		1	9	90%	10
WELLMED AT SOUTH PARSONS		8	2	20%	10
WELLMED AT PLANT CITY		6	4	40%	10
EMERALD COAST PEDIATRICS			10	100%	10
GERALD J KIVETT MD		10			10
BEAUMONT LABORATORY			10	100%	10

COVID-19: testing by laboratory

Data through Jan 6, 2021 verified as of Jan 7, 2021 at 09:25 AM

Data in this report are provisional and subject to change.

The numbers in the table below represent the number of Florida and non-Florida residents for whom test results were received by the Department of Health. A person can be tested by more than one laboratory and can have both positive and negative results. **Therefore, the sum of the numbers in each column will be larger than the total number of people tested.**

Reporting lab	Inconclusive	Negative	Positive	Percent positive	Total
BROWARD HEALTH CARE			10	100%	10
PREMIER LABORATORY SERVICES, LLC		5	5	50%	10
PBSO WEST PALM FAMILY PRACTICE		1	9	90%	10
BUREAU OF PUBLIC HEALTH		1	9	90%	10
MEDEXPRESS URGENT CARE PARKERSBURG		8	2	20%	10
TENNESSEE DEPARTMENT OF HEALTH (TDH) - CENTRAL LABORATORY		2	8	80%	10
ONEIDA HEALTHCARE CENTER		8	2	20%	10
BOCA RATON REGIONAL HOSPITAL LAB			10	100%	10
JOSEF SCHENKER MD PC		10			10
HCR MANORCARE		10			10
BAYFRONT HEALTH ST PETERSBURG		8	1	11%	9
AVALON FAMILY RESORT ASSISTED LIVING LLC		9			9
MOUNT DORA PEDIATRICS		8	1	11%	9
MINUTECLINIC, LLC		7	2	22%	9
PLYMOUTH HARBOR INCORPORATED		9			9
MOLECULAR PATHOLOGY LABORATORY			9	100%	9
LAKE NONA MEDICAL SERVICE LLC		9			9
VILLAGE PLACE HEALTH AND REHAB		9			9
FAMILY MEDICINE AT HUNTERS CREEK		9			9
PRECISION GENETICS			9	100%	9
SIGMUND LABS LLC		9			9
GCPM MANUAL MICROBIOLOGY		1	8	89%	9
MD NOW MEDICAL CENTERS INC			9	100%	9
COASTAL FAMILY PRACTICE		6	3	33%	9
NORTHWEST FLORIDA ENT, PA		3	6	67%	9
LPG PEDIATRICS AT PAGE FIELD		9			9
MOSOLF PEDIATRICS			9	100%	9
UNAVAILABLE/UNKNOWN/NO INFORMATION FOUND			9	100%	9
ADVENTHEALTH MEDICAL GROUP		9			9
MINUTECLINIC DIAGNOSTIC OF MICHIGAN PC		9			9
WELLMED AT LAKE COPELAND		5	4	44%	9
CHEMISYS LABORATORIES		1	8	89%	9
STATEN ISLAND UNIVERSITY HOSPITAL SEGUINE AVE		9			9
BAY BREEZE HEALTH AND REHABILITATION CENTER		6	3	33%	9
HAZELDEN FLORIDA		9			9
PINELLAS INTERNAL MEDICINE ASSOCIATES		8	1	11%	9
MINUTE CLINIC DIAGNOSTIC OF NEW JERSEY		9			9
WADSWORTH CENTER - DAVID AXELROD INSTITUTE		8	1	11%	9
SAMARITAN MEDICAL CENTER		9			9
LIFE CARE CENTER OF PORT ST. LUCIE		6	3	33%	9
RIVERSIDE MEDICAL GROUP		8	1	11%	9
BAYA URGENT CARE LLC		1	8	89%	9
ISLAND LAKE CENTER		4	5	56%	9
ANY LAB TEST NOW INC			9	100%	9
CARENOW URGENT CARE - EAST NASHVILLE		8	1	11%	9
FAMILY HEALTH CENTER			9	100%	9
TMH PHYSICIAN PARTNERS - MONTICELLO		8	1	11%	9

COVID-19: testing by laboratory

Data through Jan 6, 2021 verified as of Jan 7, 2021 at 09:25 AM

Data in this report are provisional and subject to change.

The numbers in the table below represent the number of Florida and non-Florida residents for whom test results were received by the Department of Health. A person can be tested by more than one laboratory and can have both positive and negative results. **Therefore, the sum of the numbers in each column will be larger than the total number of people tested.**

Reporting lab	Inconclusive	Negative	Positive	Percent positive	Total
CHILDREN'S HEALTH CENTER INC.		7	2	22%	9
NORTHWEST FLORIDA COMMUNITY HOSPITAL LABORATORY		8	1	11%	9
OUR HOME AT BEACON HILL			9	100%	9
SAN CARLOS PHARMACY		9			9
FIRST CHOICE PEDIATRICS WINTER SPRINGS		9			9
ADVENT HEALTH CENTRA CARE - ORANGE LAKE		1	8	89%	9
PATEL MEDICAL VENTURES		8	1	11%	9
ARDEN COURTS OF PALM HARBOR			9	100%	9
OMNI			9	100%	9
MICHIGAN DEPARTMENT OF COMMUNITY HEALTH		1	8	89%	9
NEMOURS CHILDREN'S PRIMARY CARE VERO BEACH			9	100%	9
KIDSVILLE PEDIATRICS			9	100%	9
ADVENTHEALTH MEDICAL GROUP CARE CLINIC AT		7	2	22%	9
CARENOW URGENT CARE-MT JULIET		8	1	11%	9
TEXAS DEPARTMENT OF STATE HEALTH SERVICES		2	7	78%	9
ADVENTHEALTH MEDICAL GROUP FAMILY & INTERNAL		6	3	33%	9
MAINSTREET FAMILY CARE			9	100%	9
PARROTT MEDICAL CLINIC			9	100%	9
RICHMOND UNIVERSITY MEDICAL CENTER		7	2	22%	9
MIDMICHIGAN MEDICAL CENTER			9	100%	9
BAYONET POINT HOSPITAL			9	100%	9
ILLINOIS DEPT OF PUBLIC HEALTH LAB - SPRINGFIELD			9	100%	9
PEDIATRIC HEALTH CARE ALLIANCE			9	100%	9
NORTHBROOK CENTER FOR		8	1	11%	9
NORTHSHORE UNIVERSITY HEALTHSYSTEM EVANSTON HOSPITAL LAB			9	100%	9
NATURE COAST REGIONAL MEDICAL CENTER			9	100%	9
RED MOUNTAIN DIAGNOSTICS		8			8
GOLISANO CHILDREN'S HOSPITAL OF SOUTHWEST FLORIDA		6	2	25%	8
WHITE SANDS OUTPATIENT SERVICES (WSOP SERVICES LLC		8			8
FLORIDA HEART AND VASCULAR MULTISPECIALTY GROUP		8			8
BARTON PARKER OD PC		8			8
MEDEXPRESS URGENT CARE - MONROE		8			8
MEDEXPRESS URGENT CARE MONACA		8			8
Hackensack Umc Mountainside		8			8
ADVANCED DIAGNOSTIC LABORATORY		1	7	88%	8
WALGREENS 2941		7	1	13%	8
JX REF LAB			8	100%	8
ADVENT HEALTH - FOUR CORNERS ER		8			8
MINUTECLINIC DIAGNOSTIC OF TN PC #566		7	1	13%	8
PASSPORT HEALTH OF TAMPA BAY		8			8
PERSONAL PEDIATRICS PA		6	2	25%	8
ATLANTIC CONSOLIDATED LABORATORY		8			8
WANTAGH URGENT CARE		6	2	25%	8
MINUTECLINIC DIAGNOSTIC OF HAWAII LLC		8			8
SENIOR HOME CARE INC		8			8
GENEUS DIAGNOSTICS			8	100%	8
BAPTIST HEALTH			8	100%	8

COVID-19: testing by laboratory

Data through Jan 6, 2021 verified as of Jan 7, 2021 at 09:25 AM

Data in this report are provisional and subject to change.

The numbers in the table below represent the number of Florida and non-Florida residents for whom test results were received by the Department of Health. A person can be tested by more than one laboratory and can have both positive and negative results. **Therefore, the sum of the numbers in each column will be larger than the total number of people tested.**

Reporting lab	Inconclusive	Negative	Positive	Percent positive	Total
SIDDH INC DBA SAN CARLOS PHARMACY		6	2	25%	8
AVANTE AT LEESBURG INC		8			8
CONSULATE HEALTH CARE		7	1	13%	8
DOH-TAMPA BRANCH LABORATORY (MLK BLVD)		4	4	50%	8
PRORENATA LABS		1	7	88%	8
ACCESS PHARMACY		8			8
X-GENE MOLECULAR LABS		1	7	88%	8
EMERGENCY MEDICAL CENTER		3	5	63%	8
AVENTURA HOSPITAL AND MEDICAL CENTER			8	100%	8
URGENT TEAM MANAGEMENT OF TENNESSEE		7	1	13%	8
UNIVERSITY MEDICAL CENTER		8			8
ALLINA HEALTH - ABBOTT NORTHWESTERN HOSPITAL		5	3	38%	8
MONROE COUNTY HOSPITAL		6	2	25%	8
ST. JOSEPH HOSPITAL AND HEALTH CARE INC.			8	100%	8
LAKES DIALYSIS CENTER INC			8	100%	8
MONTEFIORE MEDICAL CENTER LABORATORIES - NORTH		8			8
INTERNAL MEDICINE ASSOCIATES OF JACKSON HOSPITAL			8	100%	8
CVS MINUTE CLINIC, LLC		6	2	25%	8
WINSHIPS PHARMACY INC		8			8
MEDEXPRESS URGENT CARE - WASHINGTON		6	2	25%	8
GULF COAST MEDICAL GROUP		2	6	75%	8
PREMIER COMMUNITY HEALTHCARE GROUP INC		7	1	13%	8
ORMOND BEACH CENTRA CARE			8	100%	8
BAPTIST OUTPATIENT			8	100%	8
URGENT CARE & FAMILY PRACTICE CENTER			8	100%	8
WALK IN URGENT CARE			8	100%	8
ALACHUA COUNTY HEALTH DEPARTMENT		1	7	88%	8
ARCPPOINT LABS OF WEST PALM BEACH			8	100%	8
HARBORCHASE OF DR PHILLIPS		7	1	13%	8
MINUTECLINIC DIAGNOSTIC OF LOUISIANA		7	1	13%	8
CIAN DIAGNOSTICS			8	100%	8
GENE STREET LABORATORIES, LLC		6	2	25%	8
NIGHT OWL PEDIATRICS URGENT CARE			8	100%	8
CROSSROADS URGENT CARE, PLLC		8			8
MEDEXPRESS URGENT CARE - BENTON HARBOR		8			8
BAYLOR GENETICS		6	2	25%	8
CVS MINUTE CLINIC DIAGNOSTIC OF WISCONSIN		8			8
MEDEXPRESS URGENT CARE-LATROBE		8			8
PASSPORT HEALTH			8	100%	8
PUTNAM COUNTY SHERIFFS OFFICE		6	2	25%	8
DOCTOR'S IN HOUSE LAB			8	100%	8
ORLANDO HEALTH PHYSICIAN ASSOCIATES		4	4	50%	8
MEDEXPRESS URGENT CARE - CHRISTIANBURG		7	1	13%	8
HOLY NAME MEDICAL CENTER	1	6	1	13%	8
MID-HUDSON VALLEY DIVISION OF WESTCHESTER MEDICAL		8			8
LAKEVIEW HEALTH SYSTEMS			8	100%	8
FLORIDA MEDICAL CLINIC - MULTI SPECIALTY CAMPUS		2	6	75%	8

COVID-19: testing by laboratory

Data through Jan 6, 2021 verified as of Jan 7, 2021 at 09:25 AM

Data in this report are provisional and subject to change.

The numbers in the table below represent the number of Florida and non-Florida residents for whom test results were received by the Department of Health. A person can be tested by more than one laboratory and can have both positive and negative results. **Therefore, the sum of the numbers in each column will be larger than the total number of people tested.**

Reporting lab	Inconclusive	Negative	Positive	Percent positive	Total
FOUNTAINVIEW BY FIVE STAR QUALITY CARE		7	1	13%	8
COLLIER COUNTY HEALTH DEPT.		4	4	50%	8
PENSACOLA CLUSTER			8	100%	8
DOCTOR'S IN-HOUSE LAB/COMMUNITY HEALTH CENTERS OF PINELLAS – CLEARWATE			8	100%	8
FHCP-ORANGE CITY			8	100%	8
HUNTINGTON VILLAGE URGENT CARE		8			8
WESTCHESTER GENERAL HOSPITAL BLOOD GAS LAB			8	100%	8
CVS MINUTE CLINIC DIAGNOSTIC MED GRP OF CA		8			8
THE VILLAGES HEALTH		5	3	38%	8
LIFE CARE CITRUS COUNTY			8	100%	8
BLOCK NATION CHASE		4	4	50%	8
JOHNS HOPKINS MEDICAL LABORATORIES		1	7	88%	8
EXECUTIVE MEDICAL SERVICES		8			8
JUNO DERMATOLOGY LLC		6	2	25%	8
CARROLL GARDENS URGENT CARE		8			8
CVS PHARMACY NO 274		8			8
SYLVESTER AT PLANTATION LABORATORY		7	1	13%	8
THE WOLFF CENTER FOR CHILD & ADOLESCENT HEALTH			8	100%	8
MEDEXPRESS URGENT CARE - PANTOPS		7	1	13%	8
OHIO CVS STORES, LLC DBA		8			8
FLORIDA CLINICAL LAB		1	7	88%	8
FLORIDA DEPARTMENT OF HEALTH IN WALTON COUNTY		7	1	13%	8
ROBERT WOOD JOHNSON HOSPITAL		7	1	13%	8
WELLMED AT PORT ST LUCIE WEST		6	2	25%	8
SURGOINSVILLE PHARMACY		8			8
ADVANCE URGENT CARE CENTER, LLC			8	100%	8
FAMILY MEDICINE AT LONGWOOD			8	100%	8
MINUTE CLINIC LLC #5733		8			8
MEADOWCREST FAMILY PHYSICIANS PA			8	100%	8
SAMARITAN HOSPITAL LABORATORY		7	1	13%	8
HEALTHMARK REGIONAL HOSPITAL LAB		4	4	50%	8
MEDEXPRESS URGENT CARE - LAFAYETTE		7	1	13%	8
BEAUMONT EMERGENCY CENTER			8	100%	8
St Joseph's Hospital & Medical Center		8			8
MEDEXPRESS URGENT CARE - WINCHESTER GATEWAY		6	2	25%	8
BAPTIST PRIMARY BLACK CREEK SOUTH			8	100%	8
MEDEXPRESS URGENT CARE-KATY		5	3	38%	8
SOUTH COM HEALTH CLINIC, DEPT. OF THE ARMY		7			7
LYNMOORE,THE		7			7
QUE		4	3	43%	7
THE MARY IMOGENE BASSETT HOSPITAL		7			7
CAREHERE LAKE SCHOOLS EMPLOYEE HEALTH CENTER		3	4	57%	7
FLORIDA CENTER FOR DERMATOLOGY LABORATORY			7	100%	7
NOVANT HEALTH INPATIENT CARE		2	5	71%	7
HUNTINGTON URGENT CARE		7			7
WOODLAND TOWERS		6	1	14%	7
ORANGE PARK PEDIATRIC ASSOCIATES		1	6	86%	7

COVID-19: testing by laboratory

Data through Jan 6, 2021 verified as of Jan 7, 2021 at 09:25 AM

Data in this report are provisional and subject to change.

The numbers in the table below represent the number of Florida and non-Florida residents for whom test results were received by the Department of Health. A person can be tested by more than one laboratory and can have both positive and negative results. **Therefore, the sum of the numbers in each column will be larger than the total number of people tested.**

Reporting lab	Inconclusive	Negative	Positive	Percent positive	Total
FLORIDA HOSPITAL WINTER PARK		6	1	14%	7
SARASOTA - ROBERT L TAYLOR COMMUNITY CENTER		1	6	86%	7
BAYCARE MEDICAL GROUP		1	6	86%	7
FLORIDA HOSPITAL KISSIMMEE		4	3	43%	7
MINUTE CLINIC DIAGNOSTIC OF SC, LLC #42		6	1	14%	7
HEALTH CARE LABORATORY SERVICES		1	6	86%	7
LABCORP TAMPA		5	2	29%	7
METROPOLITAN HOSPITAL CENTER		6	1	14%	7
BREVARD HEALTH ALLIANCE INC, THE		2	5	71%	7
DEPARTMENT OF HEALTH- CITRUS COUNTY			7	100%	7
RIVER OAKS TREATMENT CENTER			7	100%	7
CARENOW URGENT CARE-MADISON		7			7
ST PETERSBURG PEDIATRICS-SEMINOLE BLVD		5	2	29%	7
ALLEGRO - TAMPA	1	4	2	29%	7
MONTEFIORE NYACK HOSPITAL AFFILIATED LABORATORY		7			7
WYOMING COUNTY COMMUNITY HOSPITAL LABORATORY		7			7
MINUTE CLINIC LLC #1448		7			7
ST CLOUD PHYSICIAN MANAGMENT LLC		7			7
PALM POINT BEHAVIORAL HEALTH		7			7
LAB UNKNOWN		6	1	14%	7
WATERFORD AT CREEKSIDE, THE			7	100%	7
CHILDREN'S HEALTHCARE OF ATLANTA/EGLESTON		7			7
FLORIDA DIGESTIVE AND LIVER SPECIALIST		7			7
NATIONAL GENETICS INST LABCORP		2	5	71%	7
CENTERPLACE HEALTH			7	100%	7
HEALTH NETWORK LABORATORIES		6	1	14%	7
ARCHBOLD MEMORIAL HOSPITAL/LAB		3	4	57%	7
MEDEXPRESS URGENT CARE - MAPLE DRIVE		7			7
LUXOR SCIENTIFIC LLC		1	6	86%	7
HEARTLAND PEDIATRICS OF LAKE PLACID			7	100%	7
AZALEA HEALTH		2	5	71%	7
HOLMES COUNTY HEALTH DEPARTMENT		3	4	57%	7
SONORA QUEST LABORATORIES			7	100%	7
Rosewood Healthcare and Rehabilitation Center		5	2	29%	7
CVS PHARMACY #8800		5	2	29%	7
ST JUDE LABORATORIES		5	2	29%	7
BROOKDALE PENSACOLA		7			7
DOCTOR'S IN-HOUSE LAB/COMMUNITY HEALTH CENTERS OF PINELLAS -PINELLAS P			7	100%	7
UNIVERSITY OF WASHINGTON MEDICAL CENTER			7	100%	7
MEDLABS DIAGNOSTICS		7			7
ECLRS		2	5	71%	7
Ocoee Health Care Center		7			7
ASHRAF MEDICAL GROUP PLLC DBA PULSE M		6	1	14%	7
PBC FOUND CARE INC			7	100%	7
TNC WALK IN CLINIC		4	3	43%	7
DIAGNOSTIC CLINIC		6	1	14%	7
Sunset Lake Health and Rehabilitation Center		7			7

COVID-19: testing by laboratory

Data through Jan 6, 2021 verified as of Jan 7, 2021 at 09:25 AM

Data in this report are provisional and subject to change.

The numbers in the table below represent the number of Florida and non-Florida residents for whom test results were received by the Department of Health. A person can be tested by more than one laboratory and can have both positive and negative results. **Therefore, the sum of the numbers in each column will be larger than the total number of people tested.**

Reporting lab	Inconclusive	Negative	Positive	Percent positive	Total
VERMONT DEPARTMENT OF HEALTH		1	6	86%	7
URGENT FAMILY CARE INC		4	3	43%	7
OPTUMCARE SOUTH FLORIDA, LLC		4	3	43%	7
NORTON HEALTHCARE			7	100%	7
MEDEXPRESS URGENT CARE CHARLESTON		5	2	29%	7
LEPE'S HOUSE			7	100%	7
IRL MARKET LAB			7	100%	7
CVS HEALTH, #3396		7			7
DORAL URGENT CARE			7	100%	7
PUTNAM COUNTY EMERGENCY RESCUE SERVICE		4	3	43%	7
GUARDANT HEALTH		4	3	43%	7
SEA LEVEL LABS			7	100%	7
RIVERVIEW REGIONAL MEDICAL CENTER		6	1	14%	7
BRADENTON PHYSICIANS MEDICAL CENTER			7	100%	7
COMMUNITY MEDICAL AND DENTAL CARE INC		7			7
Thermopolis Rehabilitation Wellness		7			7
Consulate Health Care of Brandon		7			7
GARDENS HEALTH NH LLC		7			7
TRUE HEALTH		5	2	29%	7
CORNER OAK ESTATE LLC		7			7
KEYSTONE PLACE AT NAPLES PRESERVE		4	3	43%	7
ALACHUA			7	100%	7
ORANGE PARK PEDIATRICS		4	3	43%	7
AEGIS MEDICAL GROUP			7	100%	7
ENT AND ALLERGY ASSOCIATES OF FLORIDA LLC		6	1	14%	7
GRAND VILLA OF ALTAMONTE SPRINGS		1	6	86%	7
VETERANS AFFAIRS MEDICAL CENTER - OUTPATIENT			7	100%	7
PENINSULA CARE AND REHABILITATION CENTER			7	100%	7
MULBERRY CARE CENTER		4	3	43%	7
HOLY GARDEN ALF, INC.		7			7
MISSOURI DEPARTMENT OF HEALTH AND SENIOR SERVICES			7	100%	7
MEDEXPRESS URGENT CARE, BUTLER		4	3	43%	7
MEDEXPRESS URGENT CARE - FAYETTEVILLE		5	2	29%	7
ST PETERSBURG PEDIATRICS-EAST BAY			7	100%	7
NEW YORK PRESBYTERIAN - LOWER MANHATTAN		7			7
ROSS MEDICAL GROUP			7	100%	7
TRUE HEALTH DIAGNOSTICS		1	6	86%	7
JACKSON CLINIC PA,THE		3	4	57%	7
PEDIATRICS OF CENTRAL FLORIDA		5	2	29%	7
JUPITER ISLAND PUBLIC SAFETY		5	2	29%	7
MONTEFIORE MEDICAL CENTER LABORATORIES - WEILER		5	2	29%	7
SCHOOL OF PHARMACY AND PHARMACEUTICAL		7			7
CLEVELAND TENNESSEE HOSPITAL COMPANY		6	1	14%	7
LEE COUNTY HEALTH DEPARTMENT		4	3	43%	7
GENTRY PARK ORLANDO ASSISTED LIVING		6	1	14%	7
NASSAU COUNTY JAIL		7			7
AVON PARK PEDIATRICS			7	100%	7

COVID-19: testing by laboratory

Data through Jan 6, 2021 verified as of Jan 7, 2021 at 09:25 AM

Data in this report are provisional and subject to change.

The numbers in the table below represent the number of Florida and non-Florida residents for whom test results were received by the Department of Health. A person can be tested by more than one laboratory and can have both positive and negative results. **Therefore, the sum of the numbers in each column will be larger than the total number of people tested.**

Reporting lab	Inconclusive	Negative	Positive	Percent positive	Total
BAPTIST PEDIATRICS		6	1	14%	7
MED LABS DIAGNOSTICS		4	3	43%	7
CENTRAL FLORIDA PEDIATRIC URGENT CARE LLC		6	1	14%	7
HEALTHWORKS MED GROUP OF FLORIDA PA		2	5	71%	7
WILDLIGHT LAB			7	100%	7
DOCTORS CLINICAL LABORATORY, INC		5	2	29%	7
SOUTH CAROLINA DEPARTMENT OF HEALTH			6	100%	6
MINUTECLINIC DIAGNOSTIC OF NORTH CAROLINA, PC		5	1	17%	6
GLEN FALLS HOSPITAL DEPARTMENT OF PATHOLOGY		6			6
RAINBOW PEDIATRIC CENTER PA		4	2	33%	6
NORTHERN DUTCHESS HOSPITAL LABORATORY		5	1	17%	6
MEDEXPRESS ELKINS		6			6
DR PHILLIPS MEDICAL WELLNESS CENTER		6			6
ASSOCIATES MD CYPRESS CREEK			6	100%	6
CARENOW URGENT CARE-SOUTHLAKE			6	100%	6
BAYCARE ALLIANT HOSPITAL			6	100%	6
MINUTECLINIC DIAGNOSTIC OF NEW JERSEY, LLC # 7069		6			6
MINUTECLINIC, LLC #4230		5	1	17%	6
ETHOS LABORATORIES		6			6
DEBARY HEALTH AND REHABILITATION CENTER		6			6
CARESOUTH HHA HOLDINGS OF TALLAHASSEE LLC		6			6
CLEARWATER PEDIATRIC CARE		1	5	83%	6
GENETIC TECHNOLOGICAL INNOVATIONS			6	100%	6
TEXAS MEDCLINIC			6	100%	6
MERCY HEALTH—MUSKEGON		5	1	17%	6
PALMETTO HEALTH ALLIANCE		3	3	50%	6
RICH STREET GROUP HOME			6	100%	6
ST VINCENT'S ST CLAIR		3	3	50%	6
PR HEALTH		1	5	83%	6
LAKE COUNTY SCHOOLS EMPLOYEE HEALTH CENTER		3	3	50%	6
FAMILY MEDICINE OF WESTON LLC			6	100%	6
ABBAY MANOR RETIREMENT RESIDENCE INC		6			6
FLORIDA WOMAN CARE LABORATORY			6	100%	6
NOT INDICATED		1	5	83%	6
MEDEXPRESS URGENT CARE - MIDLOTHIAN		6			6
VITAS HEALTH INC			6	100%	6
CVS MINUTE CLINIC			6	100%	6
MAIMONIDES MEDICAL CENTER		4	2	33%	6
THE CLINIC PREMISE HEALTH			6	100%	6
MERCY COLLEGE HEALTH OFFICE		6			6
LUMADOC HEALTH		4	2	33%	6
AFC URGENT CARE - CEDAR GROVE		6			6
FIRST COAST CARDIOVASCULAR INSTITUTE PA			6	100%	6
BETH ISRAEL DEACONESS MEDICAL CENTER			6	100%	6
LAKE HOWARD HEIGHTS	1	5			6
DOH JACKSONVILLE CENTRAL LABORATORY		3	3	50%	6
RIVER CITY PRIMARY AND URGENT CARE			6	100%	6

COVID-19: testing by laboratory

Data through Jan 6, 2021 verified as of Jan 7, 2021 at 09:25 AM

Data in this report are provisional and subject to change.

The numbers in the table below represent the number of Florida and non-Florida residents for whom test results were received by the Department of Health. A person can be tested by more than one laboratory and can have both positive and negative results. **Therefore, the sum of the numbers in each column will be larger than the total number of people tested.**

Reporting lab	Inconclusive	Negative	Positive	Percent positive	Total
PATHGROUP LABS, LLC		4	2	33%	6
CVS MINUTE CLINIC DIAGNOSTIC OF TEXAS,LLC		4	2	33%	6
Manor Care of Dunedin		6			6
RIVERWOOD CENTER,THE			6	100%	6
WATAUGA MEDICAL CENTER		4	2	33%	6
XPRESS URGENT CARE LLC		6			6
ADVENT HEALTH APOPKA		2	4	67%	6
AARK LABORATORY		6			6
MEDICAL CENTER AT OCEAN REEF		1	5	83%	6
MEDEXPRESS URGENT CARE - HOT SPRINGS		6			6
DALLAS COUNTY HEALTH AND HUMAN SERVICES			6	100%	6
TIMBER CREEK PEDIATRICS		6			6
MINUTECLINIC, LLC, DBA MINUTECLINIC #6106		5	1	17%	6
ATLAN		5	1	17%	6
PUBLIC HEALTH LAB		6			6
MEDEXPRESS URGENT CARE - SALEM		3	3	50%	6
URGENT TEAM - MUSCLE SHOALS		6			6
CVS MINUTE CLINIC DIAGNOSTIC OF TEXAS, LLC		6			6
IGENEX INC		6			6
CARE HERE		1	5	83%	6
PALMS, THE		6			6
EXPRESS DOCS LLC			6	100%	6
LAWTON CHILES HEALTH CENTER		1	5	83%	6
THE VILLAGES REGIONAL HOSPITAL FREESTANDING		3	3	50%	6
AMERICAN HOUSE FORT MYERS		6			6
JERSEY SHORE MEDICAL CENTER		6			6
MEDEXPRESS URGENT CARE- MARYLAND		6			6
ST CHARLES HOSPITAL LABORATORY		6			6
BOCA VIPEDIATRICS			6	100%	6
NATIONAL MENTOR HEALTHCARE LLC			6	100%	6
ELTINGVILLE CIRCLE URGENT CARE		6			6
CAPITAL HEALTH PLAN LABORATORIES			6	100%	6
NOVALIFE MEDSPA			6	100%	6
MC DIAGNOSTIC OF CONNECTICUT, PC #1960		6			6
MEDEXPRESS URGENT CARE-PITTSFIELD		6			6
FORT PIERCE FAMILY CARE INC		3	3	50%	6
ST PETERSBURG PEDIATRICS-PARK BLVD		2	4	67%	6
SAINT PETER'S UNIVERSITY HOSPITAL		6			6
BAYCARE MEDICAL GROUP INC			6	100%	6
PENN MEDICINE PRINCETON MEDICAL CENTER		6			6
ISLAND COAST PEDIATRICS IN-HOUSE LAB		6			6
IU HEALTH PATHOLOGY		1	5	83%	6
ROSEMONT GARDENS INC		6			6
FREEDOM SQUARE NURSING CENTER			6	100%	6
PROHEALTH MED		1	5	83%	6
PRIMECARE AT PORT ORANGE			6	100%	6
UNILAB		2	4	67%	6

COVID-19: testing by laboratory

Data through Jan 6, 2021 verified as of Jan 7, 2021 at 09:25 AM

Data in this report are provisional and subject to change.

The numbers in the table below represent the number of Florida and non-Florida residents for whom test results were received by the Department of Health. A person can be tested by more than one laboratory and can have both positive and negative results. **Therefore, the sum of the numbers in each column will be larger than the total number of people tested.**

Reporting lab	Inconclusive	Negative	Positive	Percent positive	Total
CONCENTRA			6	100%	6
LIFE'S SPECIAL MOMENTS INC		6			6
WILTON MANORS HEALTH & REHABILITATION CENTER			6	100%	6
ENIGMA DIAGNOSTIC, INC.			6	100%	6
THOMAS JEFFERSON UNIVERSITY HOSPITAL		4	2	33%	6
OSWEGO HOSPITAL LABORATORY		6			6
MINUTECLINIC, LLC #05038		6			6
MEDEXPRESS URGENT CARE - BEECH GROVE		5	1	17%	6
BENSONHURST URGENT CARE		6			6
OPTUM SILVER LAKES			6	100%	6
ST LUKES ROOSEVELT LABORATORY		6			6
ADVENT HEALTH MEDICAL GROUP- FAMILY MEDICINE AT DR. PHILIPS		2	4	67%	6
TIFFANY LAKE CARE CENTERS INC		6			6
ST VINCENT'S CHILTON		4	2	33%	6
CAREWELL 301 - WARWICK			6	100%	6
COMMONWEALTH OF MASSACHUSETTS			6	100%	6
PREMIER URGENT CARE CENTER LLC			6	100%	6
BROOKDALE COLONIAL PARK		5	1	17%	6
GRACE REHABILITATION CENTER OF VERO BEACH		4	2	33%	6
TAMIAMI LAB MILLENIUM			6	100%	6
MEDEXPRESS URGENT CARE - ELM GROVE		5	1	17%	6
Northwell Lab		2	4	67%	6
BOCA SIMON LAB		1	5	83%	6
MIAMI BEACH COMMUNITY HEALTH CENTER INC			6	100%	6
CHILDREN'S HOSPITAL OF PHILADELPHIA		5	1	17%	6
YORKVILLE PEDIATRIC URGENT CARE		6			6
CAPE CORAL URGENT CARE		3	3	50%	6
UT MEMPHIS UNIVERSITY HEALTH SERVICES			6	100%	6
AIR, LAND & SEA PHYSICALS & CONSULTATIONS, LLC		6			6
NORTH BEACH REHABILITATION CENTER		5	1	17%	6
FLORIDA MEDICAL SPECIALISTS		2	4	67%	6
FLORIDA HOSPITAL APOPKA		5	1	17%	6
ARLINGTON OF NAPLES		6			6
ST JOHNS COUNTY DETENTION CENTER		6			6
STAR CARE		5			5
STEWART MELBOURNE HOSPITAL			5	100%	5
ACE BIOMEDICAL LABS LLC			5	100%	5
QUINTON MEMORIAL HEALTH CARE CENTER		5			5
REHABILITATION CENTER AT JUPITER GARDENS		5			5
MINUTECLINIC DIAGNOSTIC OF TN PC #320		5			5
BROOKDALE CLERMONT			5	100%	5
MACCLENNY NURSING AND REHAB			5	100%	5
CARL R DARNALL ARMY MEDICAL CENTER			5	100%	5
FLORIDA CANCER SPECIALISTS & RESEARCH INSTITUTE		4	1	20%	5
LAKE CO EMPLOYEE HEALTH AND WELLNESS CENTER		4	1	20%	5
AEL KNOXVILLE			5	100%	5
BAYSHORE LABORATORY		4	1	20%	5

COVID-19: testing by laboratory

Data through Jan 6, 2021 verified as of Jan 7, 2021 at 09:25 AM

Data in this report are provisional and subject to change.

The numbers in the table below represent the number of Florida and non-Florida residents for whom test results were received by the Department of Health. A person can be tested by more than one laboratory and can have both positive and negative results. **Therefore, the sum of the numbers in each column will be larger than the total number of people tested.**

Reporting lab	Inconclusive	Negative	Positive	Percent positive	Total
OPTIMAL CARE PEDIATRICS			5	100%	5
BROWNE MEDICAL		5			5
COMMUNITY HEALTH OF SOUTH FLORIDA			5	100%	5
GULF COAST VETERANS HCS PANAMA CITY OPC		5			5
COMMONS AT ORLANDO LUTHERAN TOWERS SNF			5	100%	5
CORAL LANDING ASSISTED LIVING		5			5
NEW HAMPSHIRE DEPARTMENT OF HEALTH AND HUMAN SERVICES		3	2	40%	5
ANYLABTESTNOW			5	100%	5
VIBRANT AMERICA		3	2	40%	5
HENDRY REGIONAL CONVENIENT CARE CENTER			5	100%	5
LONG ISLAND JEWISH FOREST HILLS HOSPITAL		5			5
INDIANA STATE DEPARTMENT OF HEALTH		1	4	80%	5
EASTCHESTER PEDIATRIC MEDICAL GROUP		5			5
LAKE NONA PEDIATRICS IN ASSOCIATION WITH NEMOURS		5			5
INSPIRED LIVING AT PALM BAY		5			5
BOCA BIOLISTICS LLC			5	100%	5
SOUTHEASTERN PEDIATRIC ASSOCIATES			5	100%	5
FHMG_FM AND IM AVALON PARK		1	4	80%	5
URGENT CARE OF LONGWOOD			5	100%	5
THE UNIVERSITY OF VERMONT MEDICAL CENTER		4	1	20%	5
MIAMI CANCER INSTITUTE			5	100%	5
UNIVERSITY OF CHICAGO MEDICAL CENTER LAB			5	100%	5
ELLIS HOSPITAL LABORATORY		5			5
ATLANTIC COMMUNITY HIGH SCHOOL		4	1	20%	5
MINUTECLINIC, LLC #244		4	1	20%	5
DR. PHILLIPS MEDICAL WELLNESS CENTER		3	2	40%	5
CVS MINUTE CLINIC DIAGNOSTIC OF NEW JERSEY		5			5
MEDICAL CENTER OF BLOUNTSTOWN			5	100%	5
INTERNAL MEDICINE LIPID AND WELNNESS PRACTICE			5	100%	5
LANE PEDIATRICS PA			5	100%	5
MEDEXPRESS URGENT CARE - RICHMOND, NINE MILE RD		5			5
ASCENSION ST VINCENT'S CLAY COUNTY			5	100%	5
VIERA PEDIATRICS		1	4	80%	5
UT SOUTHWESTERN MEDICAL CENTER			5	100%	5
ADVENTIST HEALTH SYSTEM FLORIDA DEPT OF HEALTH		3	2	40%	5
LEE MEMORIAL HEALTH SYSTEM		2	3	60%	5
AMERICAN HEALTH ASSOCIATES INC		1	4	80%	5
PEDIATRICS OF CENTRAL FLORIDA – POINCIANA		3	2	40%	5
STATMED OCALA			5	100%	5
MINUTECLINIC DIAGNOSTIC MEDICAL GROUP		5			5
EGL GENETICS DIAGNOSTICS			5	100%	5
CARLOS PORTU MD, PLLC			5	100%	5
Florida Clinical Laboratory		1	4	80%	5
CITIZENS BAPTIST MEDICAL CENTERS LAB		4	1	20%	5
WESTMINSTER SHORES			5	100%	5
DOCS URGENT CARE		1	4	80%	5
CENTREX CLINICAL LABS INC		5			5

COVID-19: testing by laboratory

Data through Jan 6, 2021 verified as of Jan 7, 2021 at 09:25 AM

Data in this report are provisional and subject to change.

The numbers in the table below represent the number of Florida and non-Florida residents for whom test results were received by the Department of Health. A person can be tested by more than one laboratory and can have both positive and negative results. **Therefore, the sum of the numbers in each column will be larger than the total number of people tested.**

Reporting lab	Inconclusive	Negative	Positive	Percent positive	Total
MANATEE COUNTY JAIL		4	1	20%	5
MEDEXPRESS URGENT CARE PORT HURON		4	1	20%	5
MINUTECLINIC DIAGNOSTIC OF PENNSYLVANIA, LLD #1545		5			5
TANNER MEDICAL CENTER EAST AL		5			5
NORTHPORT MEDICAL CENTER LAB		5			5
APOLLO GARDENS RETIREMENT RESIDENCE CARE		5			5
MINUTECLINIC MINUTECLINIC #4977		3	2	40%	5
MOBILE RESPONSE DIAGNOSTICS LLC		5			5
PERDIDO URGENT CARE			5	100%	5
ILLINOIS DEPARTMENT OF PUBLIC HEALTH			5	100%	5
CYPRESS CREEK MEDICAL CENTER			5	100%	5
URGENT CARE USA LLC			5	100%	5
FLORIDA DEPARTMENT OF HEALTH - INVERNESS		3	2	40%	5
EL PARAISO HOME INC		5			5
MEDEXPRESS URGENT CARE MURRYSVILLE		3	2	40%	5
PEDIATRICS OF ALTAMONTE		5			5
NURSING PLUS OF BROWARD LLC		1	4	80%	5
XRL SXF REF LAB		5			5
FAMILY CARE MEDICAL CENTER			5	100%	5
MINUTECLINIC DIAGNOSTIC OF NORTH		5			5
MCR HEALTH LAWTON CHILES ADMINISTRATION STE A		1	4	80%	5
MINUTECLINIC DIAGNOSTIC OF PA, LLC (1036)		4	1	20%	5
ST JOSEPH WOMENS HOSPITAL			5	100%	5
JUPITER ISLAND MEDICAL CLINIC INC		5			5
Grand Villa of Clearwater		4	1	20%	5
Life Care Center of Estero			5	100%	5
INDIAN RIVER PRIMARY CARE PA		5			5
PRECISION LABS LLC		2	3	60%	5
HAWTHORNE INN OF LAKE LAND		5			5
DICKSON MEDICAL ASSOCIATES PC PATH LAB		4	1	20%	5
NORTH FLORIDA PEDIATRICS JASPER			5	100%	5
VALDOSTA FAMILY MEDICINE			5	100%	5
WOODHULL MEDICAL AND MENTAL HEALTH CTR		5			5
KENILWORTH CARE & REHABILITATION CENTER			5	100%	5
MEDICANA NURSING AND REHAB CENTER			5	100%	5
COPELAND MEDICAL CLINIC		3	2	40%	5
UCF STUDENT HEALTH SERVICES LABORATORY		2	3	60%	5
PRECISION DIAGNOSTICS INC - NJ		5			5
WEST PACIFIC MEDICAL LABORATORY			5	100%	5
NEMOURS CHILDREN'S URGENT CARE			5	100%	5
GUTHRIE MEDICAL GROUP LABORATORIES		5			5
FRANCES WARDE MEDICAL LABORATORY		2	3	60%	5
MINUTE-CLINIC DIAGNOSTIC OF VIRGINIA, LLC #2003		4	1	20%	5
PANIRA HEALTHCARE CLINIC			5	100%	5
MEDEXPRESS URGENT CARE-PETERS TWP		5			5
RUSH UNIVERSITY MEDICAL CENTER LABORATORY			5	100%	5
ST CLOUD COMPOUNDING PHARMACY & WELLNESS CENTER		5			5

COVID-19: testing by laboratory

Data through Jan 6, 2021 verified as of Jan 7, 2021 at 09:25 AM

Data in this report are provisional and subject to change.

The numbers in the table below represent the number of Florida and non-Florida residents for whom test results were received by the Department of Health. A person can be tested by more than one laboratory and can have both positive and negative results. **Therefore, the sum of the numbers in each column will be larger than the total number of people tested.**

Reporting lab	Inconclusive	Negative	Positive	Percent positive	Total
NORTH FLORIDA RETIREMENT VILLAGE		5			5
WELLIGENT			5	100%	5
CAREHERE LCS- EUSTIS			5	100%	5
MANATEE PEDIATRICS			5	100%	5
Kennedy University Hospital		5			5
Army Residence Community		5			5
FINLAY		1	4	80%	5
FLORIDA DEPARTMENT OF HEALTH IN MONROE COUNTY		2	3	60%	5
SUTTER TRACY COMMUNITY HOSPITAL			5	100%	5
CHAMPLAIN VALLEY PHYSICIANS HOSPITAL		3	2	40%	5
FLORIDA HOSPITAL PHYSICIAN GROUP		1	4	80%	5
MEDEXPRESS URGENT CARE - HUNTINGTON WE		5			5
MINUTECLINIC DIAGNOSTIC OF NEW JERSEY,		5			5
INTERNAL MEDICINE & PRIMARY CARE ASSOCIATES, PLC			5	100%	5
FLORIDA HOSPITAL LAKE MARY		5			5
UF HEALTH			5	100%	5
GREENVILLE MEMORIAL HOSPITAL LAB			5	100%	5
Grand Villa of Deerfield Beach		3	2	40%	5
THE PLAZA AT PARKSQUARE		5			5
CRESTWOOD MEDICAL CENTER		4	1	20%	5
JOE DIMAGGIO CHILDREN'S HOSPITAL		1	4	80%	5
URGENT MEDICAL CENTER INC		2	3	60%	5
MINUTE CLINIC		1	4	80%	5
Westchester General Hospital			5	100%	5
LABCORP UNSPECIFIED		5			5
ORMOND MEDICAL ARTS		3	2	40%	5
ORCHID COVE		2	3	60%	5
CONCENTRA URGENT CARE		1	4	80%	5
BROWARD COUNTY HEALTH DEPT.			5	100%	5
THE PALMS REHABILITATION AND HEALTHCARE CENTER		5			5
UPMC HEALTH SYSTEM		4	1	20%	5
NELSON BIOLOGICAL			5	100%	5
WATERTOWN URGENT CARE PLLC		5			5
MINUTECLINIC DIAGNOSTIC OF TEXAS		5			5
MEDEXPRESS URGENT CARE - WILLIAMSPORT		4	1	20%	5
FLORIDA MEDICAL CL ODOM TPA		2	3	60%	5
DAVITA DIALYSIS		4	1	20%	5
BETHESDA COMMUNITY HEALTH CENTER			5	100%	5
BEACH HOUSE		5			5
MIAMI COMPREHENSIVE MEDICINE GROUP PA		4	1	20%	5
HUNTERS CREEK PEDIATRICS		5			5
PEDIATRIC URGENT HEALTH CARE			5	100%	5
COOPER HOSPITAL/UNIVERSITY MEDICAL		5			5
ELITE MD GROUP INC		1	4	80%	5
MEDEXPRESS URGENT CARE-DUBOIS		5			5
NOVANT HEALTH UVA		2	3	60%	5
CERON PEDIATRICS & INTEGRATIVE MEDICIN		5			5

COVID-19: testing by laboratory

Data through Jan 6, 2021 verified as of Jan 7, 2021 at 09:25 AM

Data in this report are provisional and subject to change.

The numbers in the table below represent the number of Florida and non-Florida residents for whom test results were received by the Department of Health. A person can be tested by more than one laboratory and can have both positive and negative results. **Therefore, the sum of the numbers in each column will be larger than the total number of people tested.**

Reporting lab	Inconclusive	Negative	Positive	Percent positive	Total
WAKEMED		1	4	80%	5
OMNICARE PHARMACY OF TEXAS 1, LP DBA OMNICARE		5			5
MC DIAGNOSTIC OF CONNECTICUT PC #459		5			5
HILLSBOROUGH COUNTY HEALTH DEPARTMENT			5	100%	5
UNIVERSITY OF MIAMI MILLER SCHOOL OF MEDICINE			5	100%	5
PARRISH HEALTH CENTER		5			5
MEDEXPRESS URGENT CARE - SWANSEA, N ILLINOIS ST		4	1	20%	5
GRAND VILLA OF ENGLEWOOD		1	4	80%	5
MOUNT SINAI BROOKLYN LABORATORY		4	1	20%	5
BAPTIST HEALTH - TOWN CENTER			5	100%	5
SOUTHERN OCEAN MEDICAL CENTER		5			5
CURATIVE CARE CENTER INC		1	4	80%	5
ST JOHNS BIOMEDICAL LAB		5			5
DEPARTMENT OF HEALTH AND HUMAN SERVICES LANSING			5	100%	5
MEDEXPRESS URGENT CARE-MUNCIE		5			5
PEDIATRICS URGENT CARE, LLC			5	100%	5
ADVENTHEALTH MEDICAL GROUP PEDIATRICS AT		2	3	60%	5
CLEVELAND CLINIC MARTIN HEALTH NURSING & RESTORATIVE		5			5
MC DIAGNOSTIC OF CONNECTICUT, PC #775		4	1	20%	5
VIGILINT HEALTHCARE		3	2	40%	5
JOSEF SCHENKER MD PC DBA CENTERS URGENT		4	1	20%	5
MAXHEALTH		4	1	20%	5
SunTerrace Health Care Center		3	1	25%	4
MINUTECLINIC DIAGNOSTIC OF RHODE ISLAND		2	2	50%	4
CELAL GUROL ERBAY, MD			4	100%	4
MEDEXPRESS URGENT CARE - TARENTUM		4			4
COURTYARD GARDENS OF BOYNTON BEACH, LLC		1	3	75%	4
MINUTE CLINIC DIAGNOSTIC OF MICHIGAN PC		4			4
CDRX INFUSION			4	100%	4
THE LITTLE CLINIC			4	100%	4
AHC Decatur County		4			4
MINUTECLINIC DIAG OF IND LLC #8651		3	1	25%	4
MINUTE CLINIC, LLC #1434		4			4
FLAGLER HEALTH SERVICES INC			4	100%	4
VITAL CARE URGENT CARE			4	100%	4
HEALTH AND WELLNESS CENTER			4	100%	4
OPTUM PRIMARY CARE - FOUNTAIN OAKS			4	100%	4
DOTHAN PEDIATRIC CLINIC			4	100%	4
PALM BEACH CANCER INSTITUTE			4	100%	4
UNION CITY MANOR NURSING CENTER		4			4
UNILAB OF DADE INC			4	100%	4
ERIC C MRSHAL, MD, PC #1842		3	1	25%	4
GNT ASSOCIATES		3	1	25%	4
MEDEXPRESS URGENT CARE - GLENDALE		4			4
SIGNATURE CARE MONTROSE		2	2	50%	4
YAZJI PEDIATRIC CARE LLC DBA TUKA PEDIATRICS			4	100%	4
MARION AND BERNARD L SAMSON NURSING CENTER			4	100%	4

COVID-19: testing by laboratory

Data through Jan 6, 2021 verified as of Jan 7, 2021 at 09:25 AM

Data in this report are provisional and subject to change.

The numbers in the table below represent the number of Florida and non-Florida residents for whom test results were received by the Department of Health. A person can be tested by more than one laboratory and can have both positive and negative results. **Therefore, the sum of the numbers in each column will be larger than the total number of people tested.**

Reporting lab	Inconclusive	Negative	Positive	Percent positive	Total
TENDER CARE ALF		4			4
CARENOW URGENT CARE-GREEN HILLS		4			4
MINUTECLINIC DIAGNOSTIC OF OKLAHOMA		3	1	25%	4
LIFE CARE HOME HEALTH SERVICES LLC		1	3	75%	4
MEDEXPRESS URGENT CARE - STAUNTON		2	2	50%	4
Millennium Nursing & Rehab Center		4			4
CAPE COD HOSPITAL			4	100%	4
UW MEDICINE VIROLOGY LAB			4	100%	4
MARSHFIELD LABORATORIES			4	100%	4
CARENOW URGENT CARE-WEST END		4			4
TULLAHOMA HMA, LLC		3	1	25%	4
DYNAMIC HEALTH CENTERS INC		2	2	50%	4
SUPERIOR RESIDENCES AT CALA HILLS		4			4
COMPUNET CLINICAL LAB			4	100%	4
ATMORE NURSING CENTER		3	1	25%	4
DIAGNOSTECHS		4			4
PM PEDIATRICS OF SELDEN		3	1	25%	4
COLLIER BLVD HMA PHYSICIAN MANAGEMENT,, LLC			4	100%	4
EXPRESS TESTING-ONE			4	100%	4
FLORIDA HEALTH CARE PLANS STIRLING CENTER			4	100%	4
MARSHALL MEDICAL CENTER SOUTH LAB		3	1	25%	4
MEDEXPRESS URGENT CARE - SOUTH PARKERSBURG		4			4
SONIC REFERENCE LABORATORY			4	100%	4
SOUTHEASTERN REGIONAL MEDICAL CENTER			4	100%	4
MEDEXPRESS - NEWARK		4			4
VRL LABORATORIES			4	100%	4
BELLIN HEALTH LAB		1	3	75%	4
BROOKDALE DESTIN		1	3	75%	4
FLORENCE - HUNTSVILLE HOSPITAL URGENT CARE		3	1	25%	4
BENEVA LAKES HEALTHCARE & REHAB CENTER			4	100%	4
MINUTECLINIC DIAGNOSTIC OF TN, PC 4992		4			4
OCHSNER MEDICAL CENTER			4	100%	4
RIVERVIEW ALF OPERATOR LLC			4	100%	4
INFECTION CONTROL/ EMPHEALTH		3	1	25%	4
OKLAHOMA STATE DEPARTMENT OF HEALTH-PUBLIC HEALTH LABORATORY			4	100%	4
GENEVA GENERAL HOSPITAL LABORATORY		3	1	25%	4
BAYCARE HEALTH SYSTEMS, LLC			4	100%	4
BOROPARK URGENT CARE		3	1	25%	4
GENUS DIAGNOSTICS			4	100%	4
MINUTECLINIC, LLC #1586		3	1	25%	4
HEALTHY MINORS PEDIATRIC URGENT CARE		4			4
MEDEXPRESS URGENT CARE, FAIRMONT		4			4
OMNICARE PHARMACY OF TEXAS 1		4			4
ADVENT HEALTH - TUSKAWILLA		4			4
Health Care Center of Jacksonville			4	100%	4
UHEALTH UNIVERSITY OF MIAMI			4	100%	4
ABSOLUTE HEALTH		4			4

COVID-19: testing by laboratory

Data through Jan 6, 2021 verified as of Jan 7, 2021 at 09:25 AM

Data in this report are provisional and subject to change.

The numbers in the table below represent the number of Florida and non-Florida residents for whom test results were received by the Department of Health. A person can be tested by more than one laboratory and can have both positive and negative results. **Therefore, the sum of the numbers in each column will be larger than the total number of people tested.**

Reporting lab	Inconclusive	Negative	Positive	Percent positive	Total
MEDICINE SHOPPE #1306 THE		3	1	25%	4
PENSACOLA PEDIATRICS MILTON			4	100%	4
MEDEXPRESS URGENT CARE - MOUNTAIN HOME		3	1	25%	4
MEDEXPRESS URGENT CARE - MT LEBANON		3	1	25%	4
DEPARTMENT OF HEALTH AND HUMAN SERVICES STATE OF NEW HAMPSHIRE			4	100%	4
MEDEXPRESS URGENT CARE - BECKLEY CROSS		3	1	25%	4
FIFTH AVENUE PEDIATRICS		3	1	25%	4
SIMEDHEALTH LLC		2	2	50%	4
SHERMAN-ABRAMS LABORATORY INC		4			4
HELIX KH UC			4	100%	4
OPTUMCARE FLORIDA, LLC		2	2	50%	4
MINUTECLINIC, LLC #03965		4			4
CARE ONE PRIMARY CARE			4	100%	4
MEDEXPRESS URGENT CARE - LOGAN		4			4
Fouraker Hills Rehab and Nursing			4	100%	4
PRL NYC PANDEMIC RESPONSE LAB			4	100%	4
RIO PINAR HEALTH CARE			4	100%	4
DTR LABS		3	1	25%	4
NEWPATH DIAGNOSTICS		4			4
OPTIONS FOR SENIORS INC DBA PALM KREST MANOR		3	1	25%	4
URGENT TEAM - HUNTSVILLE		3	1	25%	4
THE DOCTORS CENTER HEALTHCARE-SOUTHSIDE		1	3	75%	4
ORLANDO FAMILY MEDICAL INC		4			4
CAN COMMUNITY HEALTH		4			4
FLORIDA MENTOR		4			4
NEULIFE NEUROLOGICAL SERVICES LLC			4	100%	4
Avante at Orlando		3	1	25%	4
ENCOMPASS HOME HEALTH		4			4
MD ANDERSON			4	100%	4
BERRYHILL MANOR		4			4
PHYSICIANS IMMEDIATE CARE AURORA			4	100%	4
BAYLOR ESOTERIC AND MOLECULAR LAB			4	100%	4
UTAH DEPARTMENT OF HEALTH			4	100%	4
EAST BANK HOSPITAL - UNIVERSITY OF MINNESOTA MEDICAL CENTER			4	100%	4
FLORIDA CANCER SPECIALISTS AND RESEARCH		2	2	50%	4
VITAS HEALTHCARE			4	100%	4
CAREWELL 202			4	100%	4
NORTHDALE REHABILITATION CENTER			4	100%	4
SIGNATURE CARE EMERGENCY CENTER		2	2	50%	4
IMIC INC RESEARCH			4	100%	4
SUNSHINE PEDIATRICS OF CENTRAL FLORIDA PL		2	2	50%	4
MINUTECLINIC DIAGNOSTIC OF TN PC #6415		4			4
CONCORD LIFE SCIENCES LLC		1	3	75%	4
DOCTORS EXPRESS OF ST PETERSBURG			4	100%	4
MIRIMUS INC		1	3	75%	4
THONOTOSASSA COMMUNITY HEALTH CENTER		1	3	75%	4
MINUTECLINIC DIAGNOSTICS OF IND, LLC		4			4

COVID-19: testing by laboratory

Data through Jan 6, 2021 verified as of Jan 7, 2021 at 09:25 AM

Data in this report are provisional and subject to change.

The numbers in the table below represent the number of Florida and non-Florida residents for whom test results were received by the Department of Health. A person can be tested by more than one laboratory and can have both positive and negative results. **Therefore, the sum of the numbers in each column will be larger than the total number of people tested.**

Reporting lab	Inconclusive	Negative	Positive	Percent positive	Total
BIRMINGHAM VAMC		1	3	75%	4
FHCP – ORMOND BEACH			4	100%	4
FLORIDA HEART AND VASCULAR			4	100%	4
FCHC (OB)-DARWIN SQUARE CTR.			4	100%	4
HAVEN HOSPICE			4	100%	4
CARENOW URGENT CARE - WINTER SPRINGS		3	1	25%	4
DYNACARE LABORATORIES			4	100%	4
LEON MEDICAL CENTERS, LLC			4	100%	4
ARKANSAS DEPARTMENT OF HEALTH			4	100%	4
PEACEHEALTH LABORATORIES		3	1	25%	4
CARENOW URGENT CARE-HERMITAGE			4	100%	4
REHABILITATION CENTER OF WINTER PARK,THE			4	100%	4
SHARP MEMORIAL HOSPITAL MICROBIOLOGY DEPT			4	100%	4
CVS MINUTE CLINIC DIAGNOSTIC MED GRP OF SAN		2	2	50%	4
JOHN T MATHER MEMORIAL HOSPITAL LABORATORY		4			4
BIG BEND HOSPICE INC		4			4
CHILDREN'S MEDICAL GROUP		4			4
CLINICAL LABORATORIES OF THE BUFFALO		3	1	25%	4
INTERMARKET FACILITY			4	100%	4
COVENIENT CARE MEDICAL CLINIC			4	100%	4
GENEXPERT			4	100%	4
CRESTVIEW IMMEDIATE CARE LL			4	100%	4
HAMPTON ALF AT 24TH ROAD LLC			4	100%	4
FLORIDA HEALTHCARE OF ORLANDO			4	100%	4
ADVENTHEALTH NEW SMYRNA BEACH COMMUNITY HEALTH			4	100%	4
APEX HOME HEALTH CARE		4			4
Westminster Manor		3	1	25%	4
KENDALL REGIONAL MEDICAL CNTR			4	100%	4
Grace Rehabilitation of Vero Beach		4			4
COLUMBIA MEMORIAL HOSPITAL LABORATORY		4			4
A AND R RESEARCH GROUP LLC		2	2	50%	4
BIOTEST PLASMA CENTER		4			4
WATSON THERAPEUTICS		1	3	75%	4
PRIMECARE		2	2	50%	4
MC DIAGNOSTIC OF CONNECTICUT, PC # 257		3	1	25%	4
UNIVERSITY OF WASHINGTON MEDICAL CENTER (UWMC) EMERGENCY DEPT.			4	100%	4
MC DIAGNOSTIC OF CONNECTICUT , PC # 3		2	2	50%	4
NORTHEAST ALABAMA REGIONAL MEDICAL CENTER		2	2	50%	4
MINUTECLINIC DIAGNOSTIC OF VIRGINIA, LLC #1656		4			4
SOUTH FLORIDA FAMILY HEALTH & RESEARCH CTR			4	100%	4
PALM HARBOR DERMATOLOGY		4			4
West Gate Village, LLC		4			4
MINUTE CLINIC DIAGNOSTIC OF TEXAS, LLC		4			4
MINUTE CLINIC DIAGNOSTIC OF PENNSYLVANIA		4			4
CVS MINUTE CLINIC DIAGNOSTIC PA		3	1	25%	4
MINUTECLINIC DIAGNOSTIC OF TN PC #386		4			4
SOUTHERN LABORATORY SERVICES OF NWF		4			4

COVID-19: testing by laboratory

Data through Jan 6, 2021 verified as of Jan 7, 2021 at 09:25 AM

Data in this report are provisional and subject to change.

The numbers in the table below represent the number of Florida and non-Florida residents for whom test results were received by the Department of Health. A person can be tested by more than one laboratory and can have both positive and negative results. **Therefore, the sum of the numbers in each column will be larger than the total number of people tested.**

Reporting lab	Inconclusive	Negative	Positive	Percent positive	Total
NOMI HEALTH LAB SERVICES LLC			4	100%	4
MIGUEL E TREVINO MD PA		2	2	50%	4
CENTERPLACE HEALTH, INC			4	100%	4
MEMORIAL HEALTH CARE SYSTEMS			4	100%	4
WHITE WILSON MEDICAL CENTER NEPHROLOGY			4	100%	4
MEDEXPRESS URGENT CARE-NESHANNOCK TWP		3	1	25%	4
ACCENTCARE		4			4
PRIMARY CARE WALK IN CLINIC PLLC			4	100%	4
CALUSA HARBOUR			4	100%	4
AMERICAN MEDICAL RESPONSE - DENVER		1	3	75%	4
MEDEXPRESS URGENT CARE - FORT WORTH S		3	1	25%	4
MEDEXPRESS URGENT CARE - FREDERICK		4			4
MINUTECLINIC DIAGNOSTIC OF VIRGINIA		4			4
AHEC CLINIC		1	3	75%	4
Heartland of Boynton Beach			4	100%	4
COLLIER HMA PHYSICIAN MANAGEMENT, LLC			4	100%	4
CAPTAIN JAMES A. LOVELL FEDERAL HEALTHCARE CENTER			4	100%	4
MEDEXPRESS URGENT CARE - MBURG COMMONS		4			4
CRESTAR LABS		2	2	50%	4
STEINHATCHEE DRUGS		2	2	50%	4
FLORIDA HOSPITAL ALTAMONTE		2	2	50%	4
L3HARRIS FAMILY MEDICAL CENTER			4	100%	4
SENIOR LIVING IV SUN CITY LLC		4			4
SOUTHWESTERN REGIONAL MEDICAL CENTER - TULSA		4			4
CVS MINUTE CLINIC DIAGNOSTIC OF VIRGINIA		4			4
MINUTECLINIC DIAGNOSTIC OF GEORGIA, LL		4			4
MAILBOX DIAGNOSTICS		2	2	50%	4
MIAMI COMMUNITY HEALTH CENTER INC		1	3	75%	4
JOHNS HOPKINS ALL CHILDRENS			4	100%	4
SHEEPSHEAD BAY URGENT CARE		4			4
TARPON SPRINGS PEDIATRICS, LLC			4	100%	4
Park Ridge Nursing Center		3	1	25%	4
Walker BaptistMedCtr		3	1	25%	4
WESLEY CHAPEL INTERNAL MEDICINE AND PEDIATRICS			4	100%	4
KEYSTONE REHABILITATION AND HEALTH CENTER			4	100%	4
OKLAHOMA STATE UNIVERSITY DIAGNOSTIC LAB			4	100%	4
Grand Villa of Dunedin			4	100%	4
ELITE MEDICAL CENTER			4	100%	4
ACCENT PHYSICIAN SPECIALISTS PA		4			4
COMPREHENSIVE CLINICAL RESEARCH, LLC			4	100%	4
AMERICAN EAGLE LEESBURG AL LLC DBA VISTA LAKE			4	100%	4
MEDEXPRESS URGENT CARE - WEIRTON		4			4
KANSAS DEPARTMENT OF HEALTH		2	2	50%	4
MEDEXPRESS URGENT CARE - MARKHAM STREE		3	1	25%	4
Signature Healthcare of Ormond		4			4
FISHERMEN'S HOSPITAL			4	100%	4
MEDEXPRESS URGENT CARE - BATTLE CREEK		2	2	50%	4

COVID-19: testing by laboratory

Data through Jan 6, 2021 verified as of Jan 7, 2021 at 09:25 AM

Data in this report are provisional and subject to change.

The numbers in the table below represent the number of Florida and non-Florida residents for whom test results were received by the Department of Health. A person can be tested by more than one laboratory and can have both positive and negative results. **Therefore, the sum of the numbers in each column will be larger than the total number of people tested.**

Reporting lab	Inconclusive	Negative	Positive	Percent positive	Total
MEDEXPRESS URGENT CARE HUNTINGTON		4			4
LEMOYNE COLLEGE WELLNESS CENTER FOR		4			4
ALVARO J DANGOND MD PA		4			4
CARENOW URGENT CARE-DONELSON		3	1	25%	4
MEDEXPRESS URGENT CARE - CLARKSBURG		4			4
WYOMING PUBLIC HEALTH LAB			4	100%	4
CAPITAL HEALTH LABORATORY INC			4	100%	4
LABS PLUS LLC		4			4
MAIN STREET MEDICAL CENTER OF CRESTVIEW PA		1	3	75%	4
PUTNAM HOSPITAL CENTER LABORATORY		4			4
MEDEXPRESS URGENT CARE, JOHNSTOWN		3	1	25%	4
CITYMD		1	3	75%	4
MINUTECLINIC DIAGNOSTIC OF SC, LLC #2		4			4
FLORIDA CLINICAL LABORATORY - BIOREFERENCE LABORATORIES		2	2	50%	4
LAKE FOREST PARK OP CO LLC		4			4
MEDEXPRESS URGENT CARE - PRINCETON		4			4
PARTNERS PHARMACY OF FLORIDA LLC		4			4
LIFESTREAM BEHAVIORIAL CENTER		4			4
SANFORD SOUTH UNIVERSITY		4			4
PANCARE HEALTH - PONCE DE LEON			4	100%	4
RELIANT ACUTE CARE			4	100%	4
CELERION			4	100%	4
MIZELL MEMORIAL HOSPITAL			4	100%	4
BARTON MEMORIAL HOSPITAL		3	1	25%	4
URGENT CARE OF ERWIN		4			4
A PLUS PEDIATRICS		3	1	25%	4
MEDEXPRESS URGENT CARE - STATE COLLEGE		3	1	25%	4
CONSULATE HEATH CARE AT WEST ALTAMONTE			4	100%	4
TRIDENT BIOMETRICS		3	1	25%	4
RHODE ISLAND DEPARTMENT OF HEALTH			4	100%	4
WELL-BEING MEDICAL CENTER PLLC		4			4
MINUTE-CLINIC DIAGNOSTIC OF VIRGINIA, LLC #794		4			4
ALAN SERURE MD		4			4
Bardmoor Oaks Healthcare and Rehabilitation Center		3	1	25%	4
PANCARE HEALTH YOUNGSTOWN			4	100%	4
MEDEXPRESS URGENT CARE - CULPEPER		4			4
MEDEXPRESS URGENT CARE PLEASANT HILLS		3	1	25%	4
ORLANDO FAMILY PHYSICIANS			4	100%	4
REDMED OF CROSSTOWN		1	3	75%	4
MEDEXPRESS URGENT CARE - BLUEFIELD		3	1	25%	4
PALM BEACH COUNTY HEALTH DEPARTMENT LABORATORY			4	100%	4
BARBARA O'REILLY MD PA		4			4
FHPG_EXP CARE W HILLSBOROUGH			4	100%	4
Sunrise Health and Rehabilitation Center			4	100%	4
ADVENTHEALTH CAR CENTER APOPKA			4	100%	4
MINUTECLINIC, LLC, #4160		2	2	50%	4
Lab MSMC Hialeah			4	100%	4

COVID-19: testing by laboratory

Data through Jan 6, 2021 verified as of Jan 7, 2021 at 09:25 AM

Data in this report are provisional and subject to change.

The numbers in the table below represent the number of Florida and non-Florida residents for whom test results were received by the Department of Health. A person can be tested by more than one laboratory and can have both positive and negative results. **Therefore, the sum of the numbers in each column will be larger than the total number of people tested.**

Reporting lab	Inconclusive	Negative	Positive	Percent positive	Total
KETTERING HEALTH			4	100%	4
MINUTE CLINIC DIAGNOSTIC OF NORTH CAROLINA		4			4
MD NOW MEDICAL CENTER INC			4	100%	4
LIFEHOPE LABS			3	100%	3
LOVING CARE OF THE TREASURE COAST LLC	1	2			3
PUBLIC HEALTH TRUST OF MIAMI DADE COUNTY			3	100%	3
IOWA DEPARTMENT OF PUBLIC HEALTH			3	100%	3
OKEECHOBEE URGENT CARE			3	100%	3
MERCY URGENT CARE			3	100%	3
GLADES COUNTY DETENTION CENTER			3	100%	3
MICHIGAN HEALTH CLINIC LABORATORIES		2	1	33%	3
YORK HOSPITAL - LABORATORY			3	100%	3
ST VINCENT'S URGENT CARE		3			3
ADVANCED URGENT CARE OF MARATHON			3	100%	3
MAYO		1	2	67%	3
CONSOLIDATED LABORATORY SERVICES			3	100%	3
THE CLINIC OF PEDIATRICS & GI MEDICINE, INC			3	100%	3
VITAS HEALTHCARE CORPORATION OF FL			3	100%	3
VIRGINIA DIVISION OF CONSOLIDATED LABORATORIES			3	100%	3
NEWSTAR MEDICAL LABORATORIES		3			3
AUSTIN PUBLIC HEALTH			3	100%	3
REGIONAL MEDICAL LAB			3	100%	3
BRENTWOOD SENIOR LIVING AT ST PETE			3	100%	3
US SPECIALTY LABS			3	100%	3
NEMOURS CHILDRENS PRIMARY CARE HORIZON WEST			3	100%	3
MEDEXPRESS URGENT CARE MARTINSBURG		2	1	33%	3
WEST TN HEALTH MED NORTH		3			3
HARBOUR'S EDGE		2	1	33%	3
STATCARE URGENT & WALK IN MEDICAL CARE		2	1	33%	3
PATIENT FIRST - ALLENTOWN			3	100%	3
PEDIATRICS BY THE SEA JOG RD OFFICE			3	100%	3
AFC PHYSICIANS OF FLORIDA PA			3	100%	3
CORTLAND COUNTY HEALTH DEPARTMENT		3			3
FELICIDAD MEDICAL CENTER INC			3	100%	3
ROANE MEDICAL CENTER		2	1	33%	3
PPD - IXLAYER		3			3
FLORIDA MEDICAL CLINIC IM MLK		3			3
ENTRUST IMMEDIATE CARE			3	100%	3
FLORIDA MENTOR-POINT WEST CLUSTER		3			3
MINUTECLINIC DIAG OF IND, LLC #2387		3			3
PALM BEACH CDH - DELRAY BEACH			3	100%	3
ALLIANCE LABS @LRMC			3	100%	3
TAMPA URGENT CARE			3	100%	3
MEDICAL CENTER ENTERPRISE			3	100%	3
TRUE HEALTH - LAKE UNDERHILL		3			3
Bainbridge Health and Rehab		3			3
ORLANDO FAMILY MEDICINE		1	2	67%	3

COVID-19: testing by laboratory

Data through Jan 6, 2021 verified as of Jan 7, 2021 at 09:25 AM

Data in this report are provisional and subject to change.

The numbers in the table below represent the number of Florida and non-Florida residents for whom test results were received by the Department of Health. A person can be tested by more than one laboratory and can have both positive and negative results. **Therefore, the sum of the numbers in each column will be larger than the total number of people tested.**

Reporting lab	Inconclusive	Negative	Positive	Percent positive	Total
OVIEDO CHILDRENS HEALTH CENTER LLC		1	2	67%	3
MONTEFIORE MEDICAL CENTER LABS MONTEFIORE		2	1	33%	3
PALMS WEST HOSPITAL			3	100%	3
PREMIER FAMILY AND SPORTS MEDICINE		2	1	33%	3
MINUTECLINIC DIAGNOSTIC OF TN, PC 374		3			3
GENTLE HANDS MOBILE PHLEBOTOMY			3	100%	3
GYN PATH SERVICES			3	100%	3
SIGNATURE URGENT CARE			3	100%	3
Conway Lakes Health and Rehabilitation Center		3			3
AMERICAN SCIENTIFIC LABORATORIES LLC			3	100%	3
REELFOOT FAMILY WALK IN CLINIC		2	1	33%	3
MEDEXPRESS URGENT CARE, CHAMBERSBURG		2	1	33%	3
PATHOLOGY REFERENCE LAB LLC			3	100%	3
ST. CLOUD PHARMACY AND WELLNESS CENTER		3			3
Hunterdon Medical Center Laboratory		3			3
PANCARE HEALTH - ALTHA PUBLIC			3	100%	3
SUMNER REGIONAL MEDICAL CENTER		2	1	33%	3
MINUTE CLINIC LLC #2775		3			3
MEDEXPRESS - NEW CASTLE, DUPONT HWY		3			3
ALLIED PHYSICIANS GROUP PLLC		3			3
MEDEXPRESS - COLLINSVILLE BELT LINE		3			3
Gulfport Rehabilitation Center			3	100%	3
NORTHWEST FLORIDA CLINICAL LAB		1	2	67%	3
SJH			3	100%	3
GREATER MOBILE URGENT CARE – SPRINGHILL			3	100%	3
NOVANT HEALTH PRESBYTERIAN		2	1	33%	3
LAKEWOOD RANCH MEDICAL CENTER CLINICAL LAB			3	100%	3
CROSSVILLE MEDICAL GROUP		1	2	67%	3
COLLIER COUNTY JAIL		3			3
ORLANDO REGIONAL HEALTH SERVICES		1	2	67%	3
MEDEXPRESS URGENT CARE - NORTH LITTLE		2	1	33%	3
TUFTS MEDICAL CENTER			3	100%	3
WILLIAM A HINTON STATE LABORATORY INSTITUTE		1	2	67%	3
THE RETREAT AT PORT ORANGE			3	100%	3
ADVENT HEALTH - CENTRAL PASCO ER			3	100%	3
HEALTHQUEST, INC		2	1	33%	3
BRADENTON PHYSICIAN MEDICAL CENTER			3	100%	3
DEPARTMENT OF PATHOLOGY ROME MEMORIAL		3			3
WINDER NURSING INC DBA WINDER HEALTH CARE		3			3
CRANES VIEW LODGE			3	100%	3
SURETOX LABORATORY LLC		2	1	33%	3
PENSACOLA PEDIATRICS PA - TIGER POINT			3	100%	3
JACKSON SOUTH COMMUNITY HOSPITAL LAB			3	100%	3
ORLANDO ORTHOPAEDIC OUTPATIENT SURGERY CENTER		1	2	67%	3
PARRISH MEDICAL CENTER-WAIVED TESTING		3			3
VICAR'S LANDING NURSING HOME		2	1	33%	3
CIGNA PBSO WEST PALM			3	100%	3

COVID-19: testing by laboratory

Data through Jan 6, 2021 verified as of Jan 7, 2021 at 09:25 AM

Data in this report are provisional and subject to change.

The numbers in the table below represent the number of Florida and non-Florida residents for whom test results were received by the Department of Health. A person can be tested by more than one laboratory and can have both positive and negative results. **Therefore, the sum of the numbers in each column will be larger than the total number of people tested.**

Reporting lab	Inconclusive	Negative	Positive	Percent positive	Total
SCHIFF CENTER FOR LIVER DISEASES		1	2	67%	3
BLOOMINGDALE PEDIATRIC ASSOCIATES PA			3	100%	3
NORTH SHORE HOSP. INFECTION CONTROL			3	100%	3
State Lab Unspecifd			3	100%	3
TIEHH BIOTERRORISM RESPONSE LAB			3	100%	3
VA OUTPATIENT CLINIC-NEW PORT RICHEY			3	100%	3
COMPASSION PEDIATRIC URGENT CARE LLC			3	100%	3
ADVENT HEALTH - WESTCHASE ER			3	100%	3
MOULTRIE CREEK NURSING AND REHAB			3	100%	3
MEDEXPRESS URGENT CARE MORGANTOWN		3			3
CULLMAN REGIONAL URGENT CARE		2	1	33%	3
CVS MINUTE CLINIC, LLC #22		2	1	33%	3
SUN TERRACE HEALTH CARE CENTER			3	100%	3
ESTATES MEDICAL CENTER INC			3	100%	3
URGENT DOC - URGENT CARE CLINIC			3	100%	3
DOTHAN WEST FAMILY MEDICINE		2	1	33%	3
THE LODGE AND REHABILITATION CENTER		3			3
MEDEXPRESS URGENT CARE-HERSHEY		2	1	33%	3
CAYUGA COUNTY HEALTH DEPARTMENT		3			3
CVS MINUTE CLINIC DIAG OF IND LLC #5206		2	1	33%	3
KEY TRAINING CENTER			3	100%	3
THOMAS LANGLEY			3	100%	3
WALGREENS #07502		3			3
MINUTECLINIC DIAGNOSTIC OF NORTH CAROLINA PC #7054		3			3
VAIL VALLEY MEDICAL CENTER			3	100%	3
PROMPT CARE OF CENTRAL FLORIDA LLC			3	100%	3
MIAMI MEDICAL CONSULTANT PA			3	100%	3
LISTENING DOCTOR PLLC, THE			3	100%	3
CARE ATC - CITY OF BOYNTON BEACH			3	100%	3
ADRIANA M CASTRO MD PA		3			3
HELIX LW UC		1	2	67%	3
Greystone Health Care Center		3			3
HARBORCHASE OF STUART			3	100%	3
BROOKDALE ORANGE PARK		3			3
MEDEXPRESS URGENT CARE - WILKES BARRE		2	1	33%	3
MONTANA PUBLIC HEALTH LAB			3	100%	3
ASPEN VALLEY HOSPITAL			3	100%	3
SIGNATURE CARE PFLUGERVILLE			3	100%	3
FRUITVILLE URGENT CARE			3	100%	3
Broadview Multi-Care Center		3			3
CORTLAND REGIONAL MEDICAL CENTER		3			3
MARION COUNTY FIRE RESCUE		3			3
MINUTE CLINIC DIAGNOSTIC OF VIRGINIA, LLC		3			3
MEDEXPRESS URGENT CARE - KOKOMO		3			3
ST. PETERSBURG PEDIATRICS- 38TH AVENUE			3	100%	3
CUMBERLAND MEDICAL CENTER INC		3			3
EXETER HOSPITAL		3			3

COVID-19: testing by laboratory

Data through Jan 6, 2021 verified as of Jan 7, 2021 at 09:25 AM

Data in this report are provisional and subject to change.

The numbers in the table below represent the number of Florida and non-Florida residents for whom test results were received by the Department of Health. A person can be tested by more than one laboratory and can have both positive and negative results. **Therefore, the sum of the numbers in each column will be larger than the total number of people tested.**

Reporting lab	Inconclusive	Negative	Positive	Percent positive	Total
VENICE GREEN VILLAGE		2	1	33%	3
ESTERO FIRE RESCUE		3			3
MANORCARE NURSING & REHABILITATION CENTER-NAPLES		3			3
CGH MEDICAL CENTER			3	100%	3
KEY WEST URGENT CARE, INC		3			3
INTEGRATED FAMILY MEDICAL CENTER			3	100%	3
Nashville Central Laboratory		3			3
MINUTECLINIC, DIAGNOSTIC OF TEXAS, LL		3			3
NYC PUBLIC HEALTH LABS			3	100%	3
CARESPOT-WELLINGTON			3	100%	3
LOUISIANA DEPT. OF HEALTH AND HOSPITALS-INFECTIOUS DISEASE EPI SECTION			3	100%	3
MID FLORIDA CLINICAL LABORATORY		2	1	33%	3
PRISMA HEALTH MIDLANDS			3	100%	3
PLAINVIEW PRIMARY CARE		3			3
HAVEN CUSTEAD CARE CENTER			3	100%	3
DEACONESS HOSPITAL			3	100%	3
VELOCITY CARE			3	100%	3
MUNSON MEDICAL CENTER			3	100%	3
CLAY PRIMARY & FAMILY CARE LLC			3	100%	3
URGENT CARE COASTAL GA			3	100%	3
UNITY HEALTH AND REHABILITATION CENTER			3	100%	3
Life Care Center of Orlando			3	100%	3
PLEASANTVILLE OF SEBASTIAN LLC			3	100%	3
CAMELLIA AT DEERWOOD			3	100%	3
MEDICAL UNIVERSITY SC HOSPITAL			3	100%	3
INNOVATIVE COVID-DIVERSEY			3	100%	3
TRUE HEALTH- HOFFNER		3			3
ELITE PRIMARY CARE OF WAYCROSS			3	100%	3
CTRS			3	100%	3
DISCOVERY VILLAGE AT STUART		1	2	67%	3
SANFORD MOBILE LAB			3	100%	3
PELICAN LANDING		1	2	67%	3
CAMPAZZI CONCIERGE MEDICAL SERVICES		2	1	33%	3
GARCIA MORALES NELSON			3	100%	3
ALABAMA DEPARTMENT OF PUBLIC HEALTH		1	2	67%	3
ADVENT HEALTH MEDICAL GROUP FAMILY MEDICINE			3	100%	3
Centrastate Medical Center		2	1	33%	3
ADVANCED PEDIATRICS OF BOCA LLC			3	100%	3
MEDIC INFUSION PA		3			3
NORTH DADE NURSING AND REHABILITATION CENTER			3	100%	3
RHEA MEDICAL CENTER		3			3
VILLAGES HEALTH, THE		3			3
NORTH DAKOTA DEPT OF HEALTH MICROBIOLOGY		1	2	67%	3
BETH ISRAEL MEDICAL CENTER LABS		3			3
CARENOW URGENT CARE - CENTRAL AUSTIN			3	100%	3
OHIO DEPARTMENT OF HEALTH			3	100%	3
LEE CONVENIENT CARE AT SUMMERLIN			3	100%	3

COVID-19: testing by laboratory

Data through Jan 6, 2021 verified as of Jan 7, 2021 at 09:25 AM

Data in this report are provisional and subject to change.

The numbers in the table below represent the number of Florida and non-Florida residents for whom test results were received by the Department of Health. A person can be tested by more than one laboratory and can have both positive and negative results. **Therefore, the sum of the numbers in each column will be larger than the total number of people tested.**

Reporting lab	Inconclusive	Negative	Positive	Percent positive	Total
FAMILY TREE MEDICAL GROUP PA		2	1	33%	3
LOYOLA UNIVERSITY MEDICAL CENTER LABORATORY			3	100%	3
PINELLAS PARK HEALTH CENTER - PINELLAS CHD		1	2	67%	3
BAY COUNTY HEALTH DEPARTMENT		3			3
ORLANDO CLINICAL RESEARCH CENTER		3			3
APEX CLINICAL LABORATORIES INC		3			3
MONROE COUNTY DEPT OF PUBLIC HEALTH ST		3			3
ONSLow MEMORIAL HOSPITAL LABORATORY		3			3
QUATRACOR PLLC		3			3
BOONE DRUG & HEALTHCARE AT DEERFIELD			3	100%	3
DANIEL M LIBBY MD PLLC		3			3
FHPG FAMILY MEDICAL CENTER OF TAMPA BAY		1	2	67%	3
MINUTECLINIC DIAGNOSTIC OF WISCONSIN,		3			3
HIGH TOWER ALF LLC		3			3
PINELLAS POINT NURSING AND REHAB			3	100%	3
NORTHSIDE HOSPITAL ATLANTA		3			3
NEMOURS CHILDRENS PRIMARY CARE MAITLAND			3	100%	3
MINUTE-CLINIC DIAGNOSTIC OF VIRGINIA		2	1	33%	3
SCIENTIFIC LABORATORY DIVISION			3	100%	3
BROOKDALE SENIOR LIVING			3	100%	3
SSM HEALTH ST LOUIS MICROBIOLOGY LABORATORY		1	2	67%	3
FAMILY MEDICINE AT WINTER PARK			3	100%	3
MPG JACKSONVILLE ATLANTIC BLVD		1	2	67%	3
NORTH NAPLES HOSPITAL RESPIRATORY THERAPY DEPARTMENT			3	100%	3
MEMORIAL HEALTHCARE SYSTEM		1	2	67%	3
MEDEXPRESS URGENT CARE LAVALE		3			3
BEEBE MEDICAL CENTER LABORATORY		3			3
NOVADX		2	1	33%	3
METHODIST HOSPITAL			3	100%	3
ADVENTHEALTH SEBRING- INFECTION CONTROL DEPARTMENT			3	100%	3
MAGNOLIA PEDIATRICS GROUP LLC			3	100%	3
MEDEXPRESS URGENT CARE - SUMMERSVILLE, WEBSTER RD		3			3
SPRING LAKE REHABILITATION CENTER			3	100%	3
Westside Terrace		3			3
WELLMED AT APOLLO BEACH BLVD		1	2	67%	3
ACCESS HEALTH CARE		2	1	33%	3
MEDEXPRESS URGENT CARE SHADYSIDE		3			3
OPENTRONS PRL		2	1	33%	3
VIRTUA MEMORIAL HOSPITAL BURLINGTON COUNTY		1	2	67%	3
MONTANA DEPARTMENT OF PUBLIC HEALTH & HUMAN SERVICES			3	100%	3
CENTRAL DUPAGE HOSPITAL			3	100%	3
PEDIATRICS AND ADOLESCENT MEDICINE		2	1	33%	3
MEDEXPRESS URGENT CARE - WICHITA, S SENECA ST		1	2	67%	3
MINUTECLINIC DIAGNOSTIC OF VIRGINIA, LLC #255		3			3
SHANDS AT LAKE SHORE LAB		1	2	67%	3
MEDEXPRESS URGENT CARE- FORT WORTH N T		3			3
Lakeview Village		3			3

COVID-19: testing by laboratory

Data through Jan 6, 2021 verified as of Jan 7, 2021 at 09:25 AM

Data in this report are provisional and subject to change.

The numbers in the table below represent the number of Florida and non-Florida residents for whom test results were received by the Department of Health. A person can be tested by more than one laboratory and can have both positive and negative results. **Therefore, the sum of the numbers in each column will be larger than the total number of people tested.**

Reporting lab	Inconclusive	Negative	Positive	Percent positive	Total
BAPTIST OUTPATIENT SERVICES			3	100%	3
SEMINOLE FAMILY HEALTH CENTER		3			3
ALL CHILDREN'S HOSPITAL DEPT OF GENERAL PEDIATRICS			3	100%	3
MD NOW URGENT CARE - DELRAY WEST			3	100%	3
MINUTECLINIC LLC (1435)		3			3
FAMILY PRACTICE OF DAVIE INC			3	100%	3
SANDGATE GARDENS REHAB & NURSING CENTER		2	1	33%	3
UNC HOSPITAL/MCLENDON CLINICAL LABORATORIES			3	100%	3
ERIE COUNTY PUBLIC HEALTH CLINICAL		3			3
BITTINGS APOTHECARY INC		1	2	67%	3
MEDFUSION		2	1	33%	3
PM PEDIATRICS OF BAYSIDE PLLC		3			3
MINUTECLINIC #2860		3			3
MADISON COUNTY HEALTH DEPARTMENT		3			3
SOFTLAB			3	100%	3
MINUTECLINIC, LLC, MINUTECLINIC #7637		3			3
NORTH BROWARD HOSPITAL DISTRICT HEALTHCARE FOR THE HOMELESS			3	100%	3
TIFTON CARECONNECT URGENT CARE			3	100%	3
SMOKY MOUNTAIN URGENT CARE AND FAMILY MEDICINE CENTER			3	100%	3
PHYSICIANS QUALITY CARE			3	100%	3
LEWIS COUNTY MANOR		3			3
TERRACINA LLC			3	100%	3
ST LUKES HOSPITAL LABORATORY		2	1	33%	3
OHIO DEPARTMENT OF HEALTH LABORATORY		2	1	33%	3
INSPIRA MEDICAL CENTER VINELAND LAB		2	1	33%	3
MINUTECLINIC DIAGNOSTIC MED GRP OF SAN		3			3
BOLING, STEPHANIE		3			3
TERRACE OF ST CLOUD, THE		2	1	33%	3
MEDEXPRESS URGENT CARE - IRVING		3			3
FLORIDA MEDICAL ASSOCIATES LLC			3	100%	3
BAPTIST PRIMARY CARE, INC.		2	1	33%	3
MEDICAL SERVICES OF AMERICA HOME HEALTH		3			3
SUMTER COUNTY HEALTH DEPARTMENT			3	100%	3
BARONESS ERLANGER HOSPITAL		3			3
TAMPA		1	2	67%	3
KENTUCKY CABINET FOR HEALTH AND FAMILY SERVICES			3	100%	3
GENOME LLC	1		2	67%	3
DIXIE COUNTY HEALTH DEPARTMENT		2	1	33%	3
DACH MAIN LAB			3	100%	3
UNIVERSITY OF MIAMI / SCCC RESEARCH LABORATORY			3	100%	3
ST BARNABAS HOSPITAL		3			3
AVANTE INVERNESS		1	2	67%	3
MINUTECLINIC DIAGNOSTIC OF MICHIGAN, P		3			3
MEDLAB INC		3			3
SENTARA NORFOLK GENERAL HOSPITAL CENTRAL LAB			3	100%	3
MEDFIRST URGENT CARE			3	100%	3
ST MARYS MEDICAL CENTER			3	100%	3

COVID-19: testing by laboratory

Data through Jan 6, 2021 verified as of Jan 7, 2021 at 09:25 AM

Data in this report are provisional and subject to change.

The numbers in the table below represent the number of Florida and non-Florida residents for whom test results were received by the Department of Health. A person can be tested by more than one laboratory and can have both positive and negative results. **Therefore, the sum of the numbers in each column will be larger than the total number of people tested.**

Reporting lab	Inconclusive	Negative	Positive	Percent positive	Total
TMH PHYSICIAN PARTNERS SOUTHWOOD			3	100%	3
ORLANDO MEDICAL CENTER PL			3	100%	3
FLORIDA LABORATORY ANALYSIS, LLC			3	100%	3
NIGHT LITE PEDIATRICS CENTER		1	2	67%	3
AVANTE AT MT DORA		1	2	67%	3
ACCESS HOME HEALTH OF FLORIDA LLC		3			3
MORTON PLANT NORTH BAY HOSPITAL			3	100%	3
CALIFORNIA DEPARTMENT OF PUBLIC HEALTH			3	100%	3
NC STATE LABORATORY OF PUBLIC HEALTH		3			3
PARKSIDE HEALTH AND REHABILITATION CENTER			3	100%	3
WELLINGTON REGIONAL MEDICAL CENTER			3	100%	3
MINUTECLINIC, LLC #1431		2	1	33%	3
NORTHERN LIGHT LABORATORY		1	2	67%	3
FLORIDA GASTROENTEROLOGY ASSOCIATES PA		3			3
UNIVERSITY OF MICHIGAN		2	1	33%	3
PREMIER CLINICAL RESEARCH INSTITUTE INC			3	100%	3
PANCARE HEALTH - HOSFORD SCHOOL			3	100%	3
TERENCE B MITCHELL MD, INC			3	100%	3
LONGWOOD PEDIATRICS LLC			3	100%	3
ADVENT HEALTH - TIMBERRIDGE ER		2	1	33%	3
MEDEXPRESS URGENT CARE - TEAYS VALLEY		3			3
LINCOLN MEDICAL CENTER		3			3
LEXINGTON MEDICAL CENTER		1	2	67%	3
MINUTECLINIC DIAGNOSTIC OF NORTH CAROLINA PC #5341		2	1	33%	3
WYOMING DEPT OF HEALTH			3	100%	3
BAPTIST HEALTH MEDICAL CENTER			3	100%	3
GROVES CENTER			3	100%	3
NORTH SHORE HEMATOLOGY-ONCOLOGY ASSOCIATES, PC		3			3
MEDEXPRESS URGENT CARE - RICHMOND, W BROAD ST		3			3
ALOHA HOME CARE LLC DBA ACCENTCARE HOME HEALTH OF		3			3
HILLVIEW LABORATORY			3	100%	3
PHYSICIANS IMMEDIATE CARE ELGIN			3	100%	3
COOPER UNIVERSITY HOSPITAL LABORATORY		2	1	33%	3
MEDEXPRESS URGENT CARE-ARLINGTON		2	1	33%	3
VIDANT MEDICAL CENTER			3	100%	3
LAUREL POINT CARE ACQUISITION LLC DBA SANDGATE GARDENS REHAB AND NURSI			3	100%	3
EXPRESS CARE OF TAMPA BAY LLC		2	1	33%	3
ORCHID COVE DAYTONA			3	100%	3
QUEST DIAGNOSTICS PSC			3	100%	3
COVENANT PEDIATRICS		1	2	67%	3
LAFAYETTE NURSING AND REHAB			3	100%	3
CAREWELL URGENT CARE			3	100%	3
PULSE & REMEDY LLC			3	100%	3
MINUTECLINIC DIAG OF IND LLC #6840		3			3
ST JOSEPHS CHILDRENS OUTREACH			3	100%	3
ADVENTHEALTH MEDICAL GROUP PEDIATRIC & ADOLESCENT		3			3
FAMILY MEDICINE AT WATERMAN		3			3

COVID-19: testing by laboratory

Data through Jan 6, 2021 verified as of Jan 7, 2021 at 09:25 AM

Data in this report are provisional and subject to change.

The numbers in the table below represent the number of Florida and non-Florida residents for whom test results were received by the Department of Health. A person can be tested by more than one laboratory and can have both positive and negative results. **Therefore, the sum of the numbers in each column will be larger than the total number of people tested.**

Reporting lab	Inconclusive	Negative	Positive	Percent positive	Total
BROOKDALE OAKBRIDGE		1	2	67%	3
CULLMAN REGIONAL MEDICAL CENTER		2	1	33%	3
GRACE WELLNESS CENTER		2	1	33%	3
MEDEXPRESS URGENT CARE - TULSA, S YALE AVE		3			3
PM PEDIATRICS OF SELDEN PLLC		3			3
NEOGENOMICS LABORATORIES, INC		3			3
NORTHSIDE HOSPITAL		2	1	33%	3
MEDICAL CENTER OF THE ROCKIES			3	100%	3
FLORIDA PREMIER MEDICAL CARE PA			3	100%	3
HELIX MEDICAL CENTERS		1	2	67%	3
TARRANT COUNTY PUBLIC HEALTH		3			3
ALLIANCE FOR MULTISPECIALTY RESEARCH		3			3
Enterprise Health and Rehabilitation Center		3			3
RAPID CITY RUGENT CARE			3	100%	3
Life Care Center of Citrus County		2	1	33%	3
CVS MINUTE CLINIC DIAGNOSTIC OF TEXAS		3			3
EMORY BENNETT VETERANS NURSING HOME		3			3
MARYLAND STATE DEPT OF HEALTH	2		1	33%	3
LAHEY CLINIC MEDICAL CENTER			3	100%	3
MINUTECLINIC DIAGNOSTIC OF MAINE, LLC		2	1	33%	3
FLORIDA HOSPITAL LABORATORIES		3			3
LATCHER LABORATORY OF A O FOX MEMORIAL		2	1	33%	3
MOBIL LAB FOR ALL INC		3			3
MEDEXPRESS URGENT CARE-PASADENA		3			3
GONZALEZ MD AND ASWAD MD HEALTH SERVICES			3	100%	3
COASTAL LABORATORIES OF FLORIDA			3	100%	3
BETTERMED URGENT CARE			3	100%	3
MEDEXPRESS URGENT CARE-SCOTT TOWNSHIP		3			3
WATSON THERAPEUTICS INC			3	100%	3
KISSIMMEE URGENT CARE		3			3
LONG ISLAND UNIVERSITY - POST CAMPUS		3			3
HIALEAH SHORES NURSING AND		2	1	33%	3
MC DIAGNOSTIC OF CONNECTICUT, PC #1966		3			3
HEALTHCARE NETWORK OF SOUTHWEST FLORIDA			3	100%	3
NAVAL MEDICAL CENTER SAN DIEGO			3	100%	3
LEESBURG COMMUNITY HEALTH CENTERS			3	100%	3
Magnolia Health and Rehab Center			3	100%	3
MINUTECLINIC DIAGNOSTIC OF ILLINOIS		2	1	33%	3
EMERALD COAST CENTER			3	100%	3
FLORIDA DEPARTMENT OF HEALTH IN MIAMI DADE COUNTY		2	1	33%	3
ANN STORCK CENTER INC		3			3
REMISE OCCUPATIONAL HEALTH SOLUTIONS INC			3	100%	3
URGENT CARE - OCONEE		2	1	33%	3
JUST BELIEVE RECOVERY CENTER			2	100%	2
SANFORD REGIONAL HOSPITAL WORTHINGTON		2			2
DEKALB MEDICAL CENTER LABORATORY			2	100%	2
OPTUM PRIMARY CARE - SILVER LAKES			2	100%	2

COVID-19: testing by laboratory

Data through Jan 6, 2021 verified as of Jan 7, 2021 at 09:25 AM

Data in this report are provisional and subject to change.

The numbers in the table below represent the number of Florida and non-Florida residents for whom test results were received by the Department of Health. A person can be tested by more than one laboratory and can have both positive and negative results. **Therefore, the sum of the numbers in each column will be larger than the total number of people tested.**

Reporting lab	Inconclusive	Negative	Positive	Percent positive	Total
SPRINGS MEDICAL LAB		1	1	50%	2
SCRIPPS CLINIC MEDICAL			2	100%	2
LIFT HEALTH		2			2
ACCESS MEDICAL GROUP OF FLORIDA CITY			2	100%	2
CIGNA ONSITE HEALTH LLC		1	1	50%	2
MINUTECLINIC, LLC #07852		2			2
CELEBRATION PEDIATRICS PA			2	100%	2
PHYSICIANS CARE INC		1	1	50%	2
EAST NAPLES PEDIATRICS			2	100%	2
ADULT MEDICINE OF LAKE COUNTY INC			2	100%	2
SCIENTIA DIAGNOSTICS			2	100%	2
CVS HEALTH, #1994		1	1	50%	2
ADEPT INPATIENT MEDICAL SERVICES PC		2			2
MINUTECLINIC DIAGNOSTIC OF SC, LLC #4		2			2
CERTIVIA LABORATORIES			2	100%	2
OCALA REGIONAL KIDNEY CENTER-WEST			2	100%	2
MORRISTOWN MEMORIAL HOSPITAL		2			2
CARE CENTERS OF NASSAU LLC MINER ROAD SOUTH		2			2
LEXINGTON PLACE			2	100%	2
DMC UNIVERSITY LABORATORIES		1	1	50%	2
Heartland Healthcare Center Boca Raton			2	100%	2
DOCTOR 4 U CLINIC			2	100%	2
POMERENE HOSPITAL			2	100%	2
HENDRY/GLADES COUNTY HEALTH DEPARTMENT		2			2
FLORIDA COMMUNITY HEALTH CENTERS, INC.			2	100%	2
HAWAII DEPARTMENT OF HEALTH			2	100%	2
MEADOWS AT CYPRESS GARDENS, THE		2			2
MINUTECLINIC, LLC #1470		2			2
VALLEY BAPTIST MEDICAL CENTER: BROWNSVILLE			2	100%	2
MINUTECLINIC DIAGNOSTIC PA #3344		2			2
URGENT CARE AND SURGERY CENTER			2	100%	2
RUSSELL MEDICAL CENTER		2			2
ST. MARY'S MEDICAL CENTER EVANSVILLE, INC			2	100%	2
Avanti Wellness and Rehab			2	100%	2
87TH MEDICAL GROUP – MCGUIRE AMBULATORY CARE FACILITY		2			2
CORAL REEF NURSING & REHABILITATION CENTER		2			2
VAULT HEALTH			2	100%	2
TMH PHYSICIAN PARTNERS BLOUNTSTOWN			2	100%	2
Alden Terrace of McHenry			2	100%	2
MEDEXPRESS URGENT CARE - BRIDGEVILLE		2			2
LOWELL GENERAL HOSPITAL			2	100%	2
HCR MANOR CARE SERVICES OF FLORIDA III INC		2			2
MINUTECLINIC DIAG OF IND, LLC #6648		1	1	50%	2
SUNCOAST BLOOD BANK			2	100%	2
US LABS		2			2
CONEMAUGH MEMORIAL MEDICAL CENTER		2			2
UC CORAL GABLES			2	100%	2

COVID-19: testing by laboratory

Data through Jan 6, 2021 verified as of Jan 7, 2021 at 09:25 AM

Data in this report are provisional and subject to change.

The numbers in the table below represent the number of Florida and non-Florida residents for whom test results were received by the Department of Health. A person can be tested by more than one laboratory and can have both positive and negative results. **Therefore, the sum of the numbers in each column will be larger than the total number of people tested.**

Reporting lab	Inconclusive	Negative	Positive	Percent positive	Total
AFFINITY URGENT CARE			2	100%	2
MERCY HEALTH LAB		1	1	50%	2
BAYSTATE MEDICAL CENTER		1	1	50%	2
ROPER HOSPITAL			2	100%	2
NEBRASKA MEDICAL CENTER			2	100%	2
PHYSICIANS REGIONAL MEDICAL CTR - COLLIER BLVD			2	100%	2
MINUTECLINIC, LLC, DBA MINUTECLINIC #6		2			2
MINUTECLINIC DIAGNOSTIC OF NEVADA #87		1	1	50%	2
EMORY UNIVERSITY HOSPITAL			2	100%	2
FLORIDA SCHOOL FOR THE DEAF & BLIND			2	100%	2
MINUTECLINIC DIAGNOSTIC OF PA LLC		2			2
OHIO HEALTH DOCTORS HOSPITAL			2	100%	2
ALL PEDIATRIC CARE PA			2	100%	2
GEISINGER MEDICAL CENTER		2			2
MEASE COUNTRYSIDE HOSPITAL CARDIAC REH			2	100%	2
Medilodge of Montrose		2			2
INSPIRE HEALTHCARE CENTER			2	100%	2
MEDEXPRESS URGENT CARE - OMAHA N 72 ST		2			2
WISCONSIN STATE LABORATORY OF HYGIENE		1	1	50%	2
ADVENTIST HINSDALE HOSPITAL LABORATORY			2	100%	2
CVS MINUTE CLINIC DIAG OF IND, LLC #6549		2			2
MARTIN MEDICAL CENTER INC		1	1	50%	2
PRESBYTERIAN HOME		2			2
MEDSTAR HARBOR HOSPITAL			2	100%	2
ATLAS GENOMICS			2	100%	2
FIRST PREVENTION AND DIALYSIS CENTER LLC			2	100%	2
STANFORD HEALTH CARE ANATOMIC PATHOLOGY & CLINICAL LAB			2	100%	2
MINUTECLINIC MINUTECLINIC #4978		1	1	50%	2
MOBILE COUNTY HEALTH DEPARTMENT		1	1	50%	2
IN AND OUT URGENT CARE			2	100%	2
LEGACY ER & URGENT CARE - FRISCO WEST			2	100%	2
INA		1	1	50%	2
DEPARTMENT OF HEALTH AND HUMAN SERVICES DIVISION OF BEHAVIORAL HEALTH		1	1	50%	2
MANATEE MEMORIAL HOSPITAL CLINICAL LABORATORY			2	100%	2
SINAI PLAZA NURSING AND REHAB CENTER			2	100%	2
Oakwood - North Baldwins Center for Living		2			2
MEDEXPRESS URGENT CARE FOX CHAPEL		2			2
PINARD HOME HEALTH SERVICES INC			2	100%	2
LIFE CARE CENTER OF SKAGIT VALLEY		2			2
MARQUESA MEDICAL		2			2
ADVANCED MEDICAL CARE			2	100%	2
Good Samaritan Society-Blackduck		1	1	50%	2
LEGACY LABORATORY SERVICES			2	100%	2
Metro West Nursing and Rehab			2	100%	2
BELLE GLADES HEALTH CLINIC			2	100%	2
EMERALD TRACE		2			2
U OF MIAMI MILLER SCHOOL OF MEDICINE			2	100%	2

COVID-19: testing by laboratory

Data through Jan 6, 2021 verified as of Jan 7, 2021 at 09:25 AM

Data in this report are provisional and subject to change.

The numbers in the table below represent the number of Florida and non-Florida residents for whom test results were received by the Department of Health. A person can be tested by more than one laboratory and can have both positive and negative results. **Therefore, the sum of the numbers in each column will be larger than the total number of people tested.**

Reporting lab	Inconclusive	Negative	Positive	Percent positive	Total
ST. LUKE'S HOSPITAL - BETHLEHEM CAMPUS		1	1	50%	2
SUNNYSIDE MANOR		2			2
CRUC CMCH-COVID-19		2			2
UT AUSTIN UNIVERSITY HEALTH SERVICES			2	100%	2
NEIGHBORCARE PHARMACY SERVICES		2			2
USCG SECTOR ST PETE		1	1	50%	2
HEARTLAND - CHARLESTON OF HANAHAN SC,		2			2
WOMENS CARE FLORIDA LLC-LABORATORY		2			2
MINUTECLINIC DIAG OF IND LLC #1138		1	1	50%	2
ST. JOSEPH REGIONAL MEDICAL CENTER			2	100%	2
BERGEN COUNTY SURGICAL AND ENDOSCOPY CENTER		2			2
GINKGO-IXLAYER		2			2
COASTAL COMPLETE CARE			2	100%	2
MEMORIAL HERMANN			2	100%	2
Kennedy University Hospital -Wash Twp L		2			2
TENNESSEE DEPARTMENT OF HEALTH (TDH) - REGIONAL LABORATORY			2	100%	2
COL CROSSROAD		1	1	50%	2
ALVERNO CLINICAL LABORATORIES			2	100%	2
NEW YORK STATE DEPARTMENT OF HEALTH		1	1	50%	2
YOUTH AND YOU, INC		2			2
NEMOURS CHILDRENS PRIMARY CARE			2	100%	2
METHODIST MANSFIELD MEDICAL CENTER			2	100%	2
SOUTHSIDE FAMILY MEDICAL		2			2
Terrace of Jacksonville			2	100%	2
MEDLOGIC, LLC		2			2
PUTNAM FAMILY CARE INC			2	100%	2
INDIANA STATE DEPARTMENT OF HEALTH LABORATORIES			2	100%	2
HANOVER ENDOSCOPY CENTER		2			2
SPECTRA LABS		1	1	50%	2
PIEDMONT HOSPITAL LAB			2	100%	2
MINUTECLINIC DIAGNOSTIC OF OHIO #7790		1	1	50%	2
AMERICAN HEALTH ASSOC. LABORATORY SOUTH			2	100%	2
ORMOND BEACH URGENT CARE			2	100%	2
FRESENIUS MEDICAL CARE			2	100%	2
MEDEXPRESS URGENT CARE- ALLISON PARK		1	1	50%	2
TRICORE REFERENCE LABORATORY		1	1	50%	2
GENETIC ASSAYS INC			2	100%	2
CARILLON SPORTS AND FAMILY MEDICINE		1	1	50%	2
MEDEXPRESS URGENT CARE - WHEELING		1	1	50%	2
URGENT MED INC		1	1	50%	2
NORTHCREST MEDICAL CENTER			2	100%	2
CITY OF NEW YORK DEPARTMENT OF HEALTH			2	100%	2
SOUTHERN TENNESSEE MEDICAL CENTER			2	100%	2
SOUTH COUNTY MENTAL HEALTH CENTER INC			2	100%	2
Gulf Shore Care Center			2	100%	2
ADVANCED URGENT CARE CENTER OF THE UPPER KEYS			2	100%	2
ROYAL PALM MEDICAL GROUP, INC		2			2

COVID-19: testing by laboratory

Data through Jan 6, 2021 verified as of Jan 7, 2021 at 09:25 AM

Data in this report are provisional and subject to change.

The numbers in the table below represent the number of Florida and non-Florida residents for whom test results were received by the Department of Health. A person can be tested by more than one laboratory and can have both positive and negative results. **Therefore, the sum of the numbers in each column will be larger than the total number of people tested.**

Reporting lab	Inconclusive	Negative	Positive	Percent positive	Total
UTMB PATHOLOGY CLINICAL SERVICES LABORATORY			2	100%	2
COASTAL MEDICAL LAB			2	100%	2
MEDICAL CENTER LABORATORY			2	100%	2
HEART OF FLORIDA HEALTH CENTER INC			2	100%	2
SUPERIOR RESIDENCES OF CLERMONT		2			2
Church Creek SNF			2	100%	2
SYLVAN NURSING			2	100%	2
RIVER CITY MEDICAL ASSOCIATES INC			2	100%	2
BOND & STEELE CLINIC PA D/B/A BOND CLINIC PA		2			2
MEMORIAL HERMANN CONSOLIDATED LABORATORY SERVICES			2	100%	2
JOHNNIE RUTH CLARKE LAB			2	100%	2
CAPRONA GROUP HOME			2	100%	2
PM PEDIATRICS OF BAYSIDE PLLC - HOPEWELL JUNCTION		2			2
CHEROKEE COUNTY HEALTH AND REHAB CENTER		2			2
ST. ELIZABETH HEALTHCARE			2	100%	2
Cedar Valley Nursing & Rehab Center		2			2
Rosedale Green		2			2
PINECREST PEDIATRICS GROUP LLC			2	100%	2
ATHENA CARE RESOURCES LLC		2			2
MINUTECLINIC DIAGNOSTIC MED GRP OF CA		2			2
MINUTE CLINIC DIAG OF IND LLC #8674		2			2
CLAYMED OF NORTH FLORIDA			2	100%	2
GULF COAST REGIONAL MEDICAL CARE		2			2
BENTON PEDIATRICS		2			2
KINDRED HOSPITAL OCALA		2			2
MADISON HOSPITAL LABORATORY			2	100%	2
MD NOW URGENT CARE CENTER INC.			2	100%	2
MED TECH SERVICES OF PALM BEACH INC		2			2
JULIE STAATS DO		2			2
BIOMAT USA			2	100%	2
HOME ACCESS HEALTH			2	100%	2
PALM BAY COMMUNITY OUTPATIENT CLINIC		2			2
THE CLUB AT BOYNTON BEACH, LLC			2	100%	2
FAMILY FIRST PEDIATRICS			2	100%	2
COVID PROCESSING SITE			2	100%	2
BAYFRONT MEDICAL			2	100%	2
Robert Cranfield			2	100%	2
ASHLEY PEDIATRICS			2	100%	2
GRAND VILLA OF MELBOURNE			2	100%	2
MORGAN STANLEY HEALTH CENTER		2			2
BROOKDALE PHILLIPPI CREEK			2	100%	2
NLC LABS			2	100%	2
CALIFORNIA DIVISION OF COMMUNICABLE DISEASE CONTROL			2	100%	2
NORTHWELL HEALTH			2	100%	2
ADVENTHEALTH MEDICAL GROUP MULTISPECIALTY			2	100%	2
FLORIDA CLINICAL LABORATORY INC			2	100%	2
ADVENTHEALTH CENTRA CARE PONCIANA			2	100%	2

COVID-19: testing by laboratory

Data through Jan 6, 2021 verified as of Jan 7, 2021 at 09:25 AM

Data in this report are provisional and subject to change.

The numbers in the table below represent the number of Florida and non-Florida residents for whom test results were received by the Department of Health. A person can be tested by more than one laboratory and can have both positive and negative results. **Therefore, the sum of the numbers in each column will be larger than the total number of people tested.**

Reporting lab	Inconclusive	Negative	Positive	Percent positive	Total
MINUTECLINIC, LLC #05814		2			2
STEWART ST ELIZABETH MEDICAL CENTER			2	100%	2
THE PATHOLOGY LABORATORY		1	1	50%	2
MINUTECLINIC DIAGNOSTIC OF TN PC #643		2			2
MEDEXPRESS-HOUSTON EAST FWY		1	1	50%	2
UT PATH			2	100%	2
LAB CORP OF AMER SAN DIEGO			2	100%	2
VA PRIMARY CARE ANNEX			2	100%	2
SPECIALTY LABORATORIES			2	100%	2
STUART SURGERY CENTER, LLC			2	100%	2
DRR JMC URGENT CARE DONALD ROSS			2	100%	2
WINDSOR OF GAINESVILLE		2			2
ADVENTHEALTH IMAGING PARTIN SETTLEMENT			2	100%	2
PANCARE HEALTH - SNEADS ELEMENTARY			2	100%	2
GULF COAST PEDIATRICS OF SARASOTA PA		1	1	50%	2
MEDEXPRESS URGENT CARE - LINCOLN VILLA		2			2
UW HOSPITAL AND CLINICS		1	1	50%	2
COOK HOSPITAL AND CARE CENTER		1	1	50%	2
MINUTECLINIC DIAGNOSTIC OF MINNESOTA		2			2
TALLAHASSEE MEMORIAL HEALTHCARE FAMILY MED RESIDENCY			2	100%	2
MINUTE CLINIC, LLC #4650		2			2
INTEGRATED REGIONAL LABS			2	100%	2
VANAYER HEALTHCARE AND REHAB CENTER		2			2
PRINCETON BMC LABORATORY		2			2
LEE MEMORIAL HOSPITAL BLOOD GAS LAB			2	100%	2
HARLEM HOSPITAL CENTER		2			2
MINUTE CLINIC DIAGNOSTIC OF SOUTH CAROLINA		1	1	50%	2
ORANGE COUNTY HEALTH DEPARTMENT		1	1	50%	2
POMONA VALLEY COMMUNITY HOSPITAL			2	100%	2
STARR COUNTY MEMORIAL HOSPITAL			2	100%	2
FLORIDA MEDICAL CLINIC RADIOLOGY DALE MABRY		2			2
VIRGINIA DEPT OF HEALTH OFFICE OF EPIDEMIOLOGY			2	100%	2
Parkridge Specialty Care		2			2
SKIPPACK MEDICAL LAB			2	100%	2
Jackson Health Care Facility			2	100%	2
ADVOCATE SHERMAN HOSPITAL			2	100%	2
PALM MEDICAL CENTER - PLANT CITY		2			2
FLORIDA DEPARTMENT OF HEALTH IN ESCAMBIA COUNTY		1	1	50%	2
CLEAR LAKE REGIONAL MEDICAL CENTER			2	100%	2
MD NOW URGENT CARE MEDICAL CENTERS INC			2	100%	2
WALGREENS #13605		2			2
VETERANS AFFAIRS MEDICAL CENTER - GREATER LOS ANGELES			2	100%	2
JOHNSON CITY MEDICAL CENTER		1	1	50%	2
SARASOTA MEMORIAL MEDICAL URGENT CARE CENTER			2	100%	2
ACKERMAN CANCER CENTER		2			2
CHESTERFIELD HEALTHCARE GROUP, INC		2			2
GRAND VILLA OF ORMOND BEACH		2			2

COVID-19: testing by laboratory

Data through Jan 6, 2021 verified as of Jan 7, 2021 at 09:25 AM

Data in this report are provisional and subject to change.

The numbers in the table below represent the number of Florida and non-Florida residents for whom test results were received by the Department of Health. A person can be tested by more than one laboratory and can have both positive and negative results. **Therefore, the sum of the numbers in each column will be larger than the total number of people tested.**

Reporting lab	Inconclusive	Negative	Positive	Percent positive	Total
BAYSHORE MEDICAL CENTER			2	100%	2
VOLUNTEERS OF AMERICA OF FLORIDA			2	100%	2
MINUTECLINIC MINUTECLINIC #8505		2			2
PALM BEACH GARDENS MEDICAL CENTER			2	100%	2
Bethany Health and Rehab		2			2
MINUTECLINIC DIAGNOSTIC OF PENNSYLVAN		2			2
BAPTIST HEALTHCARE - LAKEVIEW CENTER INC		2			2
SANIBEL MEDICAL CLINIC			2	100%	2
BOND COMMUNITY HEALTH CENTER			2	100%	2
PLASMA MED RESEARCH DBA		2			2
GRAND VILLA OF NEW PORT RICHEY			2	100%	2
Rutgers Health Rwj University Hospital - Laboratory		2			2
NATIONAL JEWISH HEALTH			2	100%	2
A+ URGENT/PRIMARY CARE			2	100%	2
SPARROW CENTRAL LAB			2	100%	2
LAKE MARY HEALTH AND REHABILITATION CENTER		1	1	50%	2
CPL LABS			2	100%	2
GOLDMAN SACHS HEALTH CENTER		2			2
DIAGNOSTIC & MEDICAL SPECIALISTS OF GREENWICH		2			2
Gracemore Nursing and Rehab		2			2
WHOLE CHILD PEDIATRICS			2	100%	2
OELWEIN HEALTH CARE CENTER		2			2
MINUTE CLINIC LLC #5706		1	1	50%	2
FLORIDA DEPARTMENT OF HEALTH (FDOH)			2	100%	2
SOUTH DAKOTA DEPARTMENT OF HEALTH		2			2
WAL-MART STORES EAST LP		2			2
PREMIER FAMILY HEALTH PA			2	100%	2
PALOS COMMUNITY HOSPITAL LABORATORY			2	100%	2
MINUTECLINIC, LLC (CLINIC 10928)		2			2
HOLY FAMILY MEDICAL CENTER		1	1	50%	2
MEDEXPRESS URGENT CARE, BELLE VERNON		2			2
NEW BRIDGE MEDICAL CENTER		2			2
INTERNAL MEDICINE & PEDIATRICS WELLNESS CENTER			2	100%	2
CHARLOTTE COUNTY HEALTH DEPARTMENT			2	100%	2
MID-FLORIDA HEMATOLOGY AND ONCOLOGY CENTERS		2			2
BETHPAGE EXTENDED HOURS CENTER		2			2
VILLA HEALTH NH LLC			2	100%	2
RIGHT AT HOME			2	100%	2
EXPRESSCARE URGENT CARE CENTER			2	100%	2
CARESPOT EXPRESS HEALTHCARE			2	100%	2
MINUTECLINIC, DIAGNOSTIC OF TEXAS, LLC		2			2
Alden Des Plaines			2	100%	2
CCRX OF NORTH CAROLINA, LLC		1	1	50%	2
BFT LAB			2	100%	2
CVS MINUTE CLINIC DIAGNOSTIC MED GRP		2			2
CVS MINUTE CLINIC DIAGNOSTIC OF TN #6044		2			2
ADVICE FOR OPTIMAL WELLNESS, INC			2	100%	2

COVID-19: testing by laboratory

Data through Jan 6, 2021 verified as of Jan 7, 2021 at 09:25 AM

Data in this report are provisional and subject to change.

The numbers in the table below represent the number of Florida and non-Florida residents for whom test results were received by the Department of Health. A person can be tested by more than one laboratory and can have both positive and negative results. **Therefore, the sum of the numbers in each column will be larger than the total number of people tested.**

Reporting lab	Inconclusive	Negative	Positive	Percent positive	Total
WIREGRASS MEDICAL CENTER			2	100%	2
MEDEXPRESS URGENT CARE-WILKINS TOWNSHIP, WILLIAM PENN HIGHWAY		2			2
TULANE MEDICAL CENTER			2	100%	2
MEDEXPRESS URGENT CARE-CHIPPEWA		1	1	50%	2
FLORIDA KEYS PED & ADOLES CTR			2	100%	2
DELAWARE DIAGNOSTICS LABS			2	100%	2
MEDICAL CENTER AT OCEAN REEF,THE		2			2
TRINITAS REGIONAL MEDICAL CENTER		1	1	50%	2
ELMHURST MEMORIAL HOSPITAL			2	100%	2
FL DEPT OF HEALTH MARION COUNTY MOBILE HEALTH UNIT			2	100%	2
MIDDLE TENN MENTAL HEALTH INSTITUTE		2			2
NAVAL BRANCH MEDICAL CLINIC			2	100%	2
NOVA SOUTHEASTERN UNIVERSITY - STUDENT MEDICAL CTR			2	100%	2
University Center East			2	100%	2
MARTHA A PRICE MD PA		1	1	50%	2
ATRIA SAN PABLO			2	100%	2
GRACE HEALTHCARE OF LAKE WALES		1	1	50%	2
CLEARWATER PAIN MANAGEMENT ASSOCIATES			2	100%	2
WISE HEALTH SYSTEM		1	1	50%	2
ROAN DRUG COMPANY LLC		2			2
HOUSTON HEALTH DEPARTMENT - BUREAU OF LABORATORY SERVICES			2	100%	2
ST JOSEPH'S HOSPITAL LABORATORY			2	100%	2
RAINY LAKE MEDICAL CENTER			2	100%	2
INTERNAL MEDICINE ASSOCIATES-DUNELLON			2	100%	2
RIVERVIEW MEDICAL CLINIC		2			2
MEDEXPRESS URGENT CARE - HOLLINS		2			2
MED EXPRESS URGENT CARE PC - MARYLAND		2			2
TGH Brandon Healthplex Laboratory			2	100%	2
MURFREESBORO MEDICAL CLINIC		2			2
GUIDEWELL EMERGENCY MEDICINE DOCTORS LLC			2	100%	2
FAST PACE MEDICAL CLINIC PLLC		2			2
LIFESPRING COMMUNITY HEALTH		2			2
SUNBRIDGE CARE & REHAB FOR DECATUR		2			2
FLORIDA HOSPITAL PHYSICIANS GROUP			2	100%	2
CVS HEALTH MINUTE CLINIC			2	100%	2
MEDEXPRESS URGENT CARE GREENSBURG		2			2
BIONIC TECHNOLOGIES CORPORATION			2	100%	2
STEUBEN COUNTY PUBLIC HEALTH		2			2
MINUTE CLINIC LLC #4017		2			2
BAYMEADOWS PRIMARY CARE		2			2
NATIONWIDE LABORATORY SERVICES		1	1	50%	2
EP LTC PHARMACY		1	1	50%	2
CURATIVE		1	1	50%	2
CORNERSTONE MEDICAL CARE OF BRANDON		2			2
LABRADOR PRIMARY CARE CENTER			2	100%	2
ARLINGTON DIALYSIS CENTER LLC		2			2
AUSTIN REGIONAL CLINIC MICROBIOLOGY LAB			2	100%	2

COVID-19: testing by laboratory

Data through Jan 6, 2021 verified as of Jan 7, 2021 at 09:25 AM

Data in this report are provisional and subject to change.

The numbers in the table below represent the number of Florida and non-Florida residents for whom test results were received by the Department of Health. A person can be tested by more than one laboratory and can have both positive and negative results. **Therefore, the sum of the numbers in each column will be larger than the total number of people tested.**

Reporting lab	Inconclusive	Negative	Positive	Percent positive	Total
MINUTE CLINIC OF KANSAS PA			2	100%	2
ASPIRUS RIVERVIEW HOSPITAL & CLINICS INC		1	1	50%	2
BAY CORRECTIONAL AND REHABILITATION FACILITY			2	100%	2
METROHEALTH SYSTEM			2	100%	2
SOUTH CAROLINA DEPT OF HEALTH AND ENVIRONMENT CONTROL		2			2
DOCTORS HOSPITAL RENAISSANCE			2	100%	2
MINUTECLINIC DIAGNOSTIC OF OHIO #6192		2			2
OAKBRIDGE TERRACE AT SAE			2	100%	2
GIGI WOOD DAVIS DO-FAMILY MEDICINE		2			2
MIDLAND MEMORIAL HOSPITAL			2	100%	2
CELEBRATION PEDIATRICS			2	100%	2
BD MEDICAL SYSTEMS			2	100%	2
SENDER RETREAT ADULT DAY CARE CENTERS			2	100%	2
SIMMONS			2	100%	2
AMI ST FRANCIS HOSPITAL LABORATORY		1	1	50%	2
EXPEDIAN URGENT CARE			2	100%	2
LILY PHARMACY		2			2
LAKELAND REGIONAL HEALTH		2			2
VERILY LIFE SCIENCES		2			2
REELFOOT FAMILY WALK IN CLINIC - TIPT		2			2
Cleveland Clinic Weston			2	100%	2
MINUTECLINIC, LLC #5707		2			2
MAJESTIC GUARDIANS			2	100%	2
CITRUS PARK			2	100%	2
FLORIDA DEPARTMENT OF HEALTH WASHINGTON COUNTY		1	1	50%	2
SPECTRUM HEALTH			2	100%	2
MINUTECLINIC DIAGNOSTIC OF SC, LLC #7		1	1	50%	2
MARCO ISLAND HOSPITAL INC D/B/A		1	1	50%	2
WILLISTON PEDIATRICS PA			2	100%	2
LIFE CARE CENTER OF PALM BAY□		2			2
ASCENSION ST VINCENT'S RIVERSIDE			2	100%	2
MEDEXPRESS URGENT CARE - LINCOLN N 26T		2			2
MEDEXPRESS URGENT CARE-SELINGSGROVE		2			2
BRANDYWYNE HEALTH CARE CENTER			2	100%	2
JOHN D. ARCHBOLD MEM. HOSPITAL			2	100%	2
MEDEXPRESS URGENT CARE - LEDGEWOOD		2			2
UNIVERSITY OF MARYLAND MEDICAL CENTER			2	100%	2
MINUTE CLINIC DIAGNOSTIC MED GRP		2			2
MEDEXPRESS URGENT CARE, HERMITAGE		1	1	50%	2
LIFETIME FAMILY URGENT CARE			2	100%	2
HEALTHPARK MEDICAL CTR NURSING SVC		2			2
AFFORDABLE PRIMARY CARE LLC		2			2
UNIVERSITY HOSPITAL OF BROOKLYN		2			2
ACCESS LABORATORIES LLC			2	100%	2
CLEVELAND CLINIC IMAGING			2	100%	2
PALM CITY NURSING AND REHAB CENTER			2	100%	2
WALGREENS #05477		2			2

COVID-19: testing by laboratory

Data through Jan 6, 2021 verified as of Jan 7, 2021 at 09:25 AM

Data in this report are provisional and subject to change.

The numbers in the table below represent the number of Florida and non-Florida residents for whom test results were received by the Department of Health. A person can be tested by more than one laboratory and can have both positive and negative results. **Therefore, the sum of the numbers in each column will be larger than the total number of people tested.**

Reporting lab	Inconclusive	Negative	Positive	Percent positive	Total
PEPIN ACADEMIES-PASCO		2			2
NOT GIVEN		1	1	50%	2
CEDARS-SINAI MEDICAL CENTER			2	100%	2
NAVAL MEDICAL CENTER			2	100%	2
HEARTLAND HOME HEALTH CARE		2			2
ADVANCED PEDIATRICS			2	100%	2
MEDEXPRESS URGENT CARE-CLOQUET		2			2
COVANCE			2	100%	2
SOUTHEAST GEORGIA HEALTH SYSTEM			2	100%	2
HOME DOCS		1	1	50%	2
MINUTECLINIC DIAGNOSTIC OF NORTH CARO		2			2
ADVENTHEALTH EAST ORLANDO EMPLOYEE CLINIC		2			2
MC DIAGNOSTIC OF CONNECTICUT, PC #1043		2			2
WINCHESTER MEDICAL CENTER			2	100%	2
TAMPA INTERNATIONAL AIRPORT			2	100%	2
COMMUNITY MEDICAL CENTER			2	100%	2
FLORIDA PRIMARY CARE CENTER PA		2			2
JRS LABORATORY			2	100%	2
MIDWAY PRIMARY CARE LLC		2			2
MAIN STREET MEDICAL CENTERS		2			2
Elba Nursing and Rehabilitation Center, LLC		2			2
PALMETTO FAMILY HEALTH CENTER			2	100%	2
GALEN BAYLOR EXTENSION		2			2
EXCEPTIONAL EMERGENCY CENTER - AMARILLO			2	100%	2
CVS MINUTE CLINIC DIAGNOSTIC OF KANSAS, PA		2			2
441 URGENT CARE-MULBERRY			2	100%	2
CVS MINUTE CLINIC DIAGNOSTIC		2			2
NORTH MCALLEN PEDIATRIC CENTER			2	100%	2
ROCKEFELLER UNIVERSITY CLINICAL GENOMICS LABORATOR		2			2
Bedford Care Center of Hattiesburg		2			2
SOUTH LAKE FAMILY HEALTH CENTER			2	100%	2
UNITED MEMORIAL MEDICAL CENTER			2	100%	2
SURFSIDE URGENT CARE			2	100%	2
Fort Gaines Health and Rehab		2			2
EASTLAKE MEDICAL CENTER		2			2
MEDEXPRESS URGENT CARE - JEANNETTE		2			2
PROPATH			2	100%	2
COMPLETE HEALTH MEDICAL CENTER			2	100%	2
RENFREW CENTERS INC		2			2
NEMOURS CHILDRENS PRIMARY CARE OVIEDO			2	100%	2
MINUTECLINIC DIAG OF IND, LLC #6910		2			2
ACL LABORATORIES INDUSTRIAL TOXICOLOGY			2	100%	2
MEDICAL CITY DALLAS HOSPITAL			2	100%	2
TRUE HEALTH INC			2	100%	2
ADVANCED URGENT CARE LLC			2	100%	2
MEDEXPRESS URGENT CARE-SALINA, S 9TH ST		2			2
OURMED		2			2

COVID-19: testing by laboratory

Data through Jan 6, 2021 verified as of Jan 7, 2021 at 09:25 AM

Data in this report are provisional and subject to change.

The numbers in the table below represent the number of Florida and non-Florida residents for whom test results were received by the Department of Health. A person can be tested by more than one laboratory and can have both positive and negative results. **Therefore, the sum of the numbers in each column will be larger than the total number of people tested.**

Reporting lab	Inconclusive	Negative	Positive	Percent positive	Total
FLORIDA MEDICAL CLINIC -INTERNAL MED DADE CITY			2	100%	2
DISCOVERY VILLAGE AT THE FORUM		2			2
ManorCare Rehabilitation Center- Decatur		2			2
SHORE MEDICAL CENTER		2			2
PM PEDIATRICS OF BAYSIDE, PLLC - MANHASSET		2			2
NEW GEN LABS			2	100%	2
RAPID RELIABLE TESTING NY LLC		2			2
POINTE AT NEW PORT PLACE,THE		2			2
CHAPPEL GROUP RESEARCH, THE		2			2
REGIONS HOSPITAL LABORATORY			2	100%	2
ADVENTHEALTH MEDICAL GROUP PEDIATRICS		1	1	50%	2
AFC PHYSICIANS OF FLORIDA, PA			2	100%	2
LAKE CO SCHOOLS EMPLOYEE HEALTH & WELLNESS CENTER		1	1	50%	2
Holiday Retirement Home			2	100%	2
ST LUKES HOSPITAL			2	100%	2
BRITO MEDICAL CENTER			2	100%	2
BAYFRONT HMA CONVENIENT CARE, LLC		2			2
MEDEXPRESS URGENT CARE - CEDAR KNOLLS		2			2
MIDWAY SPECIALTY CARE RX LLC			2	100%	2
UNIVERSITY HOSPITALS OF CLEVELAND			2	100%	2
MINUTE CLINIC DIAGNOSTIC OF VIRGINIA, LLC #7543		2			2
MINUTE CLINIC LLC # 2033		1	1	50%	2
24TH WEAPONS OF MASS DESTRUCTION - CIVIL SUPPORT		2			2
WASHINGTON STATE DEPARTMENT OF HEALTH PUBLIC HEALTH LABORATORIES			2	100%	2
NEMOURS CHILDREN'S PRIMARY CARE THE VILLAGES		2			2
SIGNATURE CARE LEWISVILLE-EMERGENCY CENTER		1	1	50%	2
MAWD PATHOLOGY GROUP			2	100%	2
SIGNATURE HEALTHCARE OF MIDDLEBURG		2			2
PEACE RIVER MEDICAL CENTER		2			2
HUNT CLUB MEDICAL CARE			2	100%	2
SOUTHEASTERN INSTITUTE OF RESTORATIVE MEDICINE		1	1	50%	2
MEDEXPRESS URGENT CARE - WEST ST PAUL, ROBERT ST S		2			2
MINUTECLINIC DIAG OF IND, LLC #6472		2			2
MEDEXPRESS URGENT CARE - SPRINGDALE, S 40TH STREET		2			2
PTC LABORATORIES			2	100%	2
UWMC MONTLAKE DEPT OF LAB MED			2	100%	2
LEE PHYSICIAN GROUP		1	1	50%	2
GOLDSTEIN			2	100%	2
JACKSON LABORATORY OF GENOMIC MEDICINE		2			2
AMEDISYS HOME HEALTH OF GREENVILLE			2	100%	2
MEDEXPRESS URGENT CARE- COLUMBIA HEIGH		2			2
UNIVERSTIY OF ILLINOIS HOSPITAL			2	100%	2
ST. MARY'S HOSPITAL			2	100%	2
CENTRAL FLORIDA FAMILY HEALTH CENTER		2			2
ADVANCED RESEARCH FOR HEALTH IMPROVEMENT		1	1	50%	2
UNIVERISTY OF MEMPHIS ATHLETIC TRAINI		2			2
BAPTIST HEALTH LEXINGTON			2	100%	2

COVID-19: testing by laboratory

Data through Jan 6, 2021 verified as of Jan 7, 2021 at 09:25 AM

Data in this report are provisional and subject to change.

The numbers in the table below represent the number of Florida and non-Florida residents for whom test results were received by the Department of Health. A person can be tested by more than one laboratory and can have both positive and negative results. **Therefore, the sum of the numbers in each column will be larger than the total number of people tested.**

Reporting lab	Inconclusive	Negative	Positive	Percent positive	Total
TMH PHYSICIAN PARTNERS MONTICELLO		1	1	50%	2
SPRINGHILL SENIOR RESIDENCE		2			2
MINUTECLINIC DIAGNOSTICS OF IND LLC		1	1	50%	2
CVS MINUTE CLINIC DIAGNOSTIC OF TN #3293		2			2
WESTPAC LABS INC			2	100%	2
COMPASSION PEDIATRICS			2	100%	2
REGIONAL MEDICAL CENTER BAYONET POINT			2	100%	2
MINUTECLINIC DIAGNOSTIC OF TN PC #442		2			2
ONE MEDICAL GROUP		1	1	50%	2
FIRST CHOICE MEDICAL PC			2	100%	2
INSPIRIT SENIOR LIVING			2	100%	2
SCDHEC BUREAU OF LABORATORIES			2	100%	2
MIAMI RESCUE MISSION CLINIC INC			2	100%	2
SWEETWATER NURSING CENTER		2			2
MINUTECLINIC DIAGNOSTIC MEDICAL		2			2
CVS MINUTE CLINIC DIAGNOSTIC PA #3060		2			2
MEDEXPRESS URGENT CARE - SOUTH CHARLESTON		2			2
ONTARIO COUNTY PUBLIC HEALTH		2			2
MAGNOLIA ADULT, LLC			2	100%	2
BAYFRONT FAMILY HEALTH CENTER			2	100%	2
GULF COAST IMMEDIATE CARE CENTER		1	1	50%	2
Kings County Hospital Center			2	100%	2
DES PLAINES CLINICAL LAB			2	100%	2
SACRED HEART HOSPITAL ON THE EMERALD			2	100%	2
TENNESSEE VALLEY HCS			2	100%	2
PHYSICIANS MEDICAL CENTER		2			2
FLORIDA PRIMARY & SPECIALTY CARE		2			2
BAYCARE MEDICAL GROUP, INC		2			2
POINT OF CARE PRIVATE HEALTH MANAGEMENT			2	100%	2
DALLAS MEDICAL CENTER			2	100%	2
MINUTE CLINIC DIAGNOSTIC OF KANSAS PA		2			2
SAFE PMC		2			2
BOONES CREEK URGENT CARE		1	1	50%	2
BMC/JACSONVILLE		1	1	50%	2
ASCENSION ST MICHAEL'S HOSPITAL LAB		1	1	50%	2
FEDERAL CORRECTIONAL INSTITUTION MARIANNA			2	100%	2
PEDIATRIC HEALTH CARE		1	1	50%	2
NORTON IMMEDIATE CARE CENTER - PRESTON			2	100%	2
BENEVA LAKES ASSISTED LIVING CENTER			2	100%	2
HALIFAX HEALTH CARE FOR WOMEN		2			2
PRECISION DIAGNOSTIC INC		2			2
ORLANDO LUTHERAN TOWERS		1	1	50%	2
TMH EC NORTHEAST LABORATORY			2	100%	2
DEPARTMENT OF HEALTH AND HUMAN SERVICES			2	100%	2
MINUTECLINIC DIAGNOSTIC OF SOUTH CAROL		2			2
BIOHEALTH MEDICAL LAB INC			2	100%	2
PHYSICIANS LABORATORY SERVICES			2	100%	2

COVID-19: testing by laboratory

Data through Jan 6, 2021 verified as of Jan 7, 2021 at 09:25 AM

Data in this report are provisional and subject to change.

The numbers in the table below represent the number of Florida and non-Florida residents for whom test results were received by the Department of Health. A person can be tested by more than one laboratory and can have both positive and negative results. **Therefore, the sum of the numbers in each column will be larger than the total number of people tested.**

Reporting lab	Inconclusive	Negative	Positive	Percent positive	Total
PEDIATRICS IN BREVARD-COCOA BEACH		2			2
MINUTECLINIC 7196		2			2
BAYLOR COLLEGE OF MEDICINE			2	100%	2
CELEBRATION PRIMARY CARE ASSOCIATES LLC		2			2
PROHEALTH PRIMARY CARE - GLEN OAKS		2			2
UNIVERSITY OF KANSAS MEDICAL CENTER			2	100%	2
BNC Medical Investors, LLC Berrien Nursing & Rehabilitation Center		2			2
PruittHealth Lakehaven		2			2
CLINICA HISPANIA			2	100%	2
MINUTECLINIC DIANOSTIC OF VIRGINA, LL		2			2
WEST COAST PEDIATRICS			2	100%	2
LEE MEMORIAL HEALTH SYSTEM D/B/A			2	100%	2
BROWNE MEDICAL LLC		1	1	50%	2
OUR LADY OF THE LAKE REGIONAL MEDICAL CENTER			2	100%	2
APC PEDIATRICS			2	100%	2
AIRPORT CLINIC			2	100%	2
MINUTECLINIC, LLC #03268		2			2
BAPTIST HOSPITAL EMPLOYEE HEALTH OFF			2	100%	2
CROSSROADS			2	100%	2
MEDEXPRESS - WILMINGTON KIRKWOOD HIGHWAY		2			2
Lehigh Acres Health and Rehabilitation			2	100%	2
PUBLIC HEALTH LABORATORY	1		1	50%	2
CVA MINUTE CLINIC DIAGNOSTIC OF VIRGINIA, LLC		2			2
KAILOS GENETICS INC			2	100%	2
Avalon Healthcare and Rehabilitation Center			2	100%	2
SUNSHINE GARDENS		2			2
RELIANT IMMUNE DIAGNOSTICS			2	100%	2
Workmens Circle Multicare Center		2			2
ARCPOINT LABS OF ALTAMONTE SPRINGS			2	100%	2
CARE 365			2	100%	2
MID - FLORIDA PATHOLOGY LLC		1	1	50%	2
THE HOSPITAL OF PROVIDENCE EMERGENCY ROOM			2	100%	2
MINUTECLINIC DIAGNOSTIC OF TN PC #242		2			2
Iowa Veterans Home		2			2
MEDEXPRESS URGEN CARE - EAST BRUNSWICK		2			2
ACCESS CARE MEDICAL GROUP LLC		2			2
DEPT OF HEALTH			2	100%	2
AGILE URGENT CARE			2	100%	2
PEACEHEALTH CENTRAL		2			2
New Jersey Aim At Smg		2			2
BROOME COUNTY HEALTH DEPARTMENT		1	1	50%	2
SCIENTIFIC LABORATORY COMPANY		2			2
MED FUSION			2	100%	2
MINUTECLINIC DIAG OF IND LLC #6998		1	1	50%	2
Great Lakes Health Center			2	100%	2
WEAKLEY COUNTY REHAB AND NURSING CENTER		2			2
THE FOUNTAIN AT BOCA CIEGA BAY		2			2

COVID-19: testing by laboratory

Data through Jan 6, 2021 verified as of Jan 7, 2021 at 09:25 AM

Data in this report are provisional and subject to change.

The numbers in the table below represent the number of Florida and non-Florida residents for whom test results were received by the Department of Health. A person can be tested by more than one laboratory and can have both positive and negative results. **Therefore, the sum of the numbers in each column will be larger than the total number of people tested.**

Reporting lab	Inconclusive	Negative	Positive	Percent positive	Total
Greystone Nursing and Rehab, LLC			2	100%	2
AMERICAN MEDICAL LABORATORIES			2	100%	2
MEASE CONTINUING CARE			2	100%	2
MEDEXPRESS URGENT CARE-BLOOMFIELD AVEN		2			2
CSS- TWELVE OAKS			2	100%	2
RAPID URGENT CARE - ALBANY			2	100%	2
ST. LUCIE COUNTY HEALTH DEPARTMENT		1	1	50%	2
GUTHRIE MEDICAL GROUP - CORNING		2			2
CARENOW-LEBANON		1	1	50%	2
BRIGHAM AND WOMEN'S HOSPITAL			2	100%	2
MINUTECLINIC DIAGNOSTIC OF NEW MEXICO		2			2
MINUTECLINIC DIAGNOSTIC OF OHIO #2964		2			2
MEDEXPRESS URGENT CARE - WEXFORD		2			2
ADVENT HEALTH CENTRAL TEXAS		1	1	50%	2
MINUTECLINIC DIAG OF IND, LLC #6483		1	1	50%	2
LACORP		1	1	50%	2
KINGS BAY PEDIATRICS LLC			2	100%	2
SANTA ROSA COUNTY HEALTH DEPARTMENT			2	100%	2
WHITESANDS OUTPATIENT TREATMENT		2			2
Warren Center for Rehabilitation and Nursing		2			2
ASSOCIATES IN MEDICINE			2	100%	2
BAYCARE LABORATORIES			2	100%	2
ADVICE FOR OPTIMAL WELLNESS			2	100%	2
MINUTECLINIC, LLC #1796		1	1	50%	2
ALLIANCE PEDIATRICS PA			2	100%	2
Lake Charles Healthcare LLC dba Landmark Lake Charles			2	100%	2
MINUTECLINIC DIAGNOSTIC OF TN, PC 6438		1	1	50%	2
SPRING HILL REGIONAL HOSPITAL			2	100%	2
FIRST CARE - MIDDLESBORO			2	100%	2
UK HEALTHCARE			2	100%	2
URGENT CARE OF NEW YORK		2			2
STUDENT HEALTH SERVICES			2	100%	2
INTEGRITY CLINICAL RESEARCH CENTER INC		1	1	50%	2
UNIVERSITY OF MISSOURI HEALTH CARE			2	100%	2
MEMORIAL SLOAN KETTERING CANCER CENTER		1	1	50%	2
JEFFERSON WASHINGTON TOWNSHIP HOSPITAL		2			2
FLAGLER PROFESSIONAL HEALTH CAE SERVICES INC		2			2
FLORIDA MEDICAL CLINIC CARDIOLOGY-ZH			2	100%	2
Lakeside Oaks Care Center			2	100%	2
PARADIGM LABORATORIES			2	100%	2
MINUTECLINIC DIAGNOSTIC PA #7110		2			2
BRANDON REGIONAL EMERGENCY CTR			2	100%	2
MINUTECLINIC DIAGNOSTIC OF TEXAS, LLC #7435		2			2
MINUTECLINIC MINUTECLINIC #921		2			2
ST VINCENTS AMBULATORY CARE INC DBA			2	100%	2
IN & OUT URGENT CARE METAIRIE			2	100%	2
MEDEXPRESS URGENT CARE - YORK			2	100%	2

COVID-19: testing by laboratory

Data through Jan 6, 2021 verified as of Jan 7, 2021 at 09:25 AM

Data in this report are provisional and subject to change.

The numbers in the table below represent the number of Florida and non-Florida residents for whom test results were received by the Department of Health. A person can be tested by more than one laboratory and can have both positive and negative results. **Therefore, the sum of the numbers in each column will be larger than the total number of people tested.**

Reporting lab	Inconclusive	Negative	Positive	Percent positive	Total
FLORIDA MEDICAL CENTER OF CLEARWATER		2			2
JUPITER INTERNAL MEDICINE AND ASSOCIATES			2	100%	2
PREMIER MEDICAL LABORATORY			2	100%	2
FKC AMELIA ISLAND DIALYSIS			2	100%	2
Delaware Court Healthcare Center		2			2
NORTH BROWARD MEDICAL CENTER			1	100%	1
EVANS FAMILY CARE PA			1	100%	1
WillowBrooke Court at Westminster Village		1			1
ADVANCED INDIVIDUALIZED MEDICINE OF NAPLES			1	100%	1
BROOKS REHAB			1	100%	1
NORTHERN KENTUCKY HEALTH DEPARTMENT			1	100%	1
FAMILY PRACTICE OF CENTRAL FLORIDA PA			1	100%	1
WHEATON FRANCISCAN LABORATORY			1	100%	1
COMMONWEALTH OF VIRGINIA DIVISION OF CONSOLIDATED LABORATORY SERVICES			1	100%	1
MINUTECLINIC, LLC #7139		1			1
GATEWAY HEALTHCARE, PC			1	100%	1
SELF REGIONAL HEALTHCARE			1	100%	1
VELOCITY URGENT CARE			1	100%	1
ADVANCE GASTROENTEROLOGY			1	100%	1
PARKWAY REGIONAL MEDICAL CENTER LAB			1	100%	1
Peninsula Nursing and Rehabilitation Center		1			1
SUNY AT STONY BROOK			1	100%	1
POPLAR HEALTHCARE			1	100%	1
Crisp Regional Nursing and Rehab Center		1			1
Riverside Nursing & Rehabilitation Center		1			1
LIFE CARE CENTER OF HILTON HEAD		1			1
WINTER GARDEN CHILDREN'S HEALTH CENTERS			1	100%	1
HAYS CLINICAL LAB			1	100%	1
PROVIDENCE HOSPITAL			1	100%	1
URGENT DOC -NACOGODOCHES CLINIC			1	100%	1
MEDEXPRESS URGENT CARE - WICHITA, N MAIZE RD		1			1
MEMORIAL HOSPITAL LOS BANOS			1	100%	1
FLORIDA STATE UNIVERSITY HEALTH SERVICES			1	100%	1
Manorcare Health Services West Reading North		1			1
WESTON COUNTY HEALTH SERVICES			1	100%	1
STANLY REGIONAL MEDICAL CENTER			1	100%	1
PREMIER PEDIATRICS			1	100%	1
HENRY FORD HOSPITAL			1	100%	1
CENTRAL TX URGENT CARE			1	100%	1
HUMILITY OF MARY HEALTH PARTNERS			1	100%	1
Diversicare of Smyrna		1			1
University Plaza Rehabilitation and Nursing			1	100%	1
NORTH SHORE HEMATOLOGY-ONCOLOGY ASSOCIATES		1			1
GIBSON AREA PRIMARY CARE			1	100%	1
ASSOCIATES MD MEDICAL GROUP INC			1	100%	1
BIODORON LABORATORIES			1	100%	1
MEDEXPRESS URGENT CARE - ANDERSON		1			1

COVID-19: testing by laboratory

Data through Jan 6, 2021 verified as of Jan 7, 2021 at 09:25 AM

Data in this report are provisional and subject to change.

The numbers in the table below represent the number of Florida and non-Florida residents for whom test results were received by the Department of Health. A person can be tested by more than one laboratory and can have both positive and negative results. **Therefore, the sum of the numbers in each column will be larger than the total number of people tested.**

Reporting lab	Inconclusive	Negative	Positive	Percent positive	Total
UF KANAPAHA LAB BEAKER		1			1
Sherwood Oaks Health Center			1	100%	1
ONPOINT URGENT CARE			1	100%	1
BAYMEADOWS PEDIATRIC CARE		1			1
SV DIAGNOSTIC LAB			1	100%	1
MEDEXPRESS URGENT CARE - SPRINGFIELD, COOLEY ST		1			1
EXPRESS LAB LIVINGSTON			1	100%	1
COSTCO PHARMACY #1023			1	100%	1
UNIVERSITY OF SOUTH FLORIDA			1	100%	1
HENRY FORD WEST BLOOMFIELD HOSPITAL			1	100%	1
Lemont Nursing and Rehab Center			1	100%	1
CEPERO PEDIATRICS PA			1	100%	1
VA ST LOUIS HEALTH CARE SYSTEM			1	100%	1
Livingston County Center for Nursing and Rehabilitation		1			1
NANCY M WORTHINGTON MD PA			1	100%	1
MED TECH CLINICAL LABORATORY		1			1
WINCHESTER HOSPITAL			1	100%	1
SKYRIDGE CLINICAL ASSOCIATES		1			1
HUDSON REGIONAL HOSPITAL			1	100%	1
DILELLA			1	100%	1
MOUNT SINAI AVENTURA DIAGNOSTIC CENTER			1	100%	1
FLORIDA MEDICAL CLINIC PA GI			1	100%	1
WESLEY MEDICAL CENTER			1	100%	1
BAPTIST HOSPITAL NURSING/PATIENT CARE			1	100%	1
PALMETTO PRIMARY CARE PHYSICIANS			1	100%	1
DAYTONA BEACH CENTRA CARE			1	100%	1
FIT4LIFE MEDICAL CENTER			1	100%	1
Caldwell Care		1			1
NAPHCARE INC		1			1
APOPKA FAMILY HEALTH CENTER			1	100%	1
ROSE HAVEN NURSING CENTER		1			1
UNIVERSITY OF MARYLAND PATHOLOGY ASSOCIATES			1	100%	1
Jersey City Medical Center		1			1
LEXINGTON PLACE SENIOR LIVING COMMUNITY		1			1
PALM BEACH DIABETES & ENDOCRINE SPECIALISTS PA			1	100%	1
FRASER MEMORIAL HOSPITAL			1	100%	1
Parkview Care Center			1	100%	1
HEALGEN SCIENTIFIC			1	100%	1
MINUTECLINIC #2797		1			1
Oak Hill Health & Rehabilitation Center			1	100%	1
WALGREENS #10308		1			1
COVE AT THE MARBELLA,THE			1	100%	1
NHLS		1			1
LAKE REGIONAL HEALTH			1	100%	1
CLINICAL MICROBIOLOGY LAB FAIRVIEW UNIVERSITY HOSPITAL			1	100%	1
METRO HEALTH HOSPITAL LABORATORY		1			1
AFTER HOURS PEDS			1	100%	1

COVID-19: testing by laboratory

Data through Jan 6, 2021 verified as of Jan 7, 2021 at 09:25 AM

Data in this report are provisional and subject to change.

The numbers in the table below represent the number of Florida and non-Florida residents for whom test results were received by the Department of Health. A person can be tested by more than one laboratory and can have both positive and negative results. **Therefore, the sum of the numbers in each column will be larger than the total number of people tested.**

Reporting lab	Inconclusive	Negative	Positive	Percent positive	Total
UF HEALTH THE VILLAGES			1	100%	1
LAKELAND MEDICAL CENTER			1	100%	1
MEMORIAL HOSPITAL MIRAMAR WAIVED TESTING			1	100%	1
DOCTOR'S IN-HOUSE LAB/COMMUNITY HEALTH CENTERS OF PINELLAS – JOHNNIE R			1	100%	1
CENTRAL FLORIDA HOSPITALIST			1	100%	1
PM PEDIATRICS OF SELDEN, PLLC		1			1
ALIMETRIX INC		1			1
HIGHLANDS URGENT CARE			1	100%	1
Alden Lincoln Park			1	100%	1
SEATTLE-KING COUNTY			1	100%	1
GUIDEWELL EMERGENCY MEDICINE DOCTORS LLC #33			1	100%	1
Manor Care of Dallastown d/b/a ManorCare Health Services - Dallastown		1			1
THYROID SPECIALTY LABORATORY			1	100%	1
NEW YORK UNIVERSITY MEDICAL CENTER			1	100%	1
OUCH URGENT CARE			1	100%	1
CROSSROADS URGENT CARE PLLC		1			1
CENTRAL CAROLINA HOSPITAL			1	100%	1
ADVENTHEALTH MEDICAL GROUP UROLOGY AT EAST ORLANDO		1			1
SAINT JOSEPHS HOSPITAL OF ATLANTA			1	100%	1
San Antonio Residence and Rehabilitation Center		1			1
BOSTON MEDICAL CENTER			1	100%	1
UNIVERSITY OF VERMONT MEDICAL CENTER			1	100%	1
ALBANY MEDICAL CENTER			1	100%	1
RENOWN REGIONAL MEDICAL CENTER			1	100%	1
15 TO KNOW			1	100%	1
NORTHEAST FLORIDA HEALTH SERVICES			1	100%	1
GENESIS MICROBIOLOGY LAB		1			1
Bayou Vista Community Care Center			1	100%	1
PROGRESSIVE MEDICAL RESEARCH			1	100%	1
SACRED HEART MEDICAL CENTER			1	100%	1
CLARKSVILLE MANOR INC		1			1
2504-HOMEWOOD		1			1
EASTMAN HEALTHCARE & REHAB		1			1
PM PEDIATRICS OF BAYSIDE, PLLC - RIVE		1			1
METHODISM MIDLOTHIAN MEDICAL CENTER			1	100%	1
NEW HORIZON PRIMARY CARE LLC			1	100%	1
THE INTERNAL MEDICAL GROUP		1			1
SOUTH DADE NURSING & REHABILITATION CENTER			1	100%	1
PROVIDENCE PORTLAND MEDICAL CENTER		1			1
PHYSICIANS PRIMARY CARE LEHIGH PEDS			1	100%	1
MINUTECLINIC LLC (2335)		1			1
Moab Regional Hospital			1	100%	1
EDGAR PRICE FAMILY & CHILDREN HEALTHCARE CENTER			1	100%	1
CORDOVA FAMILY PRACTICE			1	100%	1
GOOD SAMARITAN HOSPITAL			1	100%	1
ODYSSEY HEALTH CARE OF MARION COUNTY LLC		1			1
ACN PHYSICIANS GROUP CORP			1	100%	1

COVID-19: testing by laboratory

Data through Jan 6, 2021 verified as of Jan 7, 2021 at 09:25 AM

Data in this report are provisional and subject to change.

The numbers in the table below represent the number of Florida and non-Florida residents for whom test results were received by the Department of Health. A person can be tested by more than one laboratory and can have both positive and negative results. **Therefore, the sum of the numbers in each column will be larger than the total number of people tested.**

Reporting lab	Inconclusive	Negative	Positive	Percent positive	Total
Raleigh Center (WV)			1	100%	1
BRISTOL REGINAL MEDICAL CENTER			1	100%	1
US LABORATORIES			1	100%	1
MEDEXPRESS URGENT CARE - LAWRENCE		1			1
AVON PARK CLUSTER		1			1
EXCEPTIONAL EMERGENCY CENTER			1	100%	1
LAKE VIEW COURT		1			1
KETTERING MEDICAL CENTER			1	100%	1
AVERA SACRED HEART HOSPITAL			1	100%	1
BLACK STALLION WALK IN AND EXERCISE CLINICS LLC		1			1
Arlington Care Center			1	100%	1
MID-FLORIDA PATHOLOGY LLC - MOBILE UNIT # 3			1	100%	1
ADVENTHEALTH SENIOR CARE AT ORMOND			1	100%	1
STONECREST MEDICAL CENTER		1			1
INTERNAL MEDICINE GROUP OF CENTRAL FLORIDA			1	100%	1
REGIONAL MEDICAL LABORATORY			1	100%	1
Carington Park			1	100%	1
COLONIAL VILLA GOOD SAMARITAN CENTER		1			1
GSM OCED Subsection			1	100%	1
EASTSIDE MEDICAL CLINIC		1			1
MINUTECLINIC DIAG OF IND, LLC #8645		1			1
ST FRANCIS MEDICAL CENTER			1	100%	1
SEACOAST PATHOLOGY PROFESSIONAL ASSOC		1			1
MINUTE CLINIC DIAGNOSTIC OF TN PC #64		1			1
UNIVERSITY OF MIAMI MILLER SCHOOL			1	100%	1
AUGUSTA HEALTH CLINICAL LABORATORY			1	100%	1
YUMA REGIONAL MEDICAL CENTER			1	100%	1
HOUSTON DEPARTMENT OF HEALTH AND HUMAN SERVICES			1	100%	1
WEST COAST CLINICAL LABS INC			1	100%	1
LEHIGH MEDICAL AND RESEARCH CENTER, INC			1	100%	1
LIFE CARE CENTER OF GWINNETT		1			1
WHITE-WILSON MEDICAL CENTER		1			1
SHANNON CLARK OD, PA			1	100%	1
POETS WALK SARASOTA			1	100%	1
Parkside Manor		1			1
Avera Sr. James Care Center		1			1
UMASS MEMORIAL MEDICAL CENTER, INC		1			1
American Fork Care Center dba Heritage Care Center		1			1
Mountain City Care and Rehabilitation Center		1			1
FREEPORT ER DOX URGENT CARE		1			1
MRMC LAB MICRO			1	100%	1
WINDSOR WOODS REHAB & HEALTHCARE CTR			1	100%	1
DOCTORS AFTER HOURS URGENT CARE CENTER			1	100%	1
VISTA DEL SOL MED ASSOC		1			1
ALABAMA REFERENCE LAB			1	100%	1
Bivins Pointe			1	100%	1
ULTIMATE ANALYSIS LABORATORY			1	100%	1

COVID-19: testing by laboratory

Data through Jan 6, 2021 verified as of Jan 7, 2021 at 09:25 AM

Data in this report are provisional and subject to change.

The numbers in the table below represent the number of Florida and non-Florida residents for whom test results were received by the Department of Health. A person can be tested by more than one laboratory and can have both positive and negative results. **Therefore, the sum of the numbers in each column will be larger than the total number of people tested.**

Reporting lab	Inconclusive	Negative	Positive	Percent positive	Total
UNLIMITED MEDICAL SERVICES OF FL PL DBA		1			1
OPTIMAL MEDICINE INC		1			1
WELLOW URGENT CARE-OSWEGO			1	100%	1
OCALA FAMILY MEDICAL CENTER		1			1
PUTNAM CO HOSPITAL-D/B/A ASBURY TOWERS		1			1
MINUTECLINIC DIAG OF IND, LLC #5369		1			1
LABORATORY COPRORATION OF AMERICA			1	100%	1
PALM SPRINGS GENERAL HOSPITAL			1	100%	1
HEALTH GUAGE			1	100%	1
Consulate Health Care of Tallahassee			1	100%	1
El Paso Health Care Center			1	100%	1
KEY WEST BRANCH MEDICAL CLINIC			1	100%	1
SANFORD PEDIATRIC ASSOCIATES, PA			1	100%	1
VITAL CARE			1	100%	1
Orchid Cove at Naples			1	100%	1
BOLLES SCHOOL, THE			1	100%	1
MAINE HEALTH AND ENVIRONMENTAL TESTING LABORATORY			1	100%	1
SOUTH BEND MEDICAL FOUNDATION			1	100%	1
KEY BISCAYNE PEDIATRIC ASSOCIATES INC			1	100%	1
Kindred Hospital South Florida Hollywood SNU			1	100%	1
LIFEGUARD AMBULANCE SERVICE LLC - BAY COUNTY			1	100%	1
GALVESTON COUNTY HEALTH DISTRICT			1	100%	1
MINUTECLINIC DIAGNOSTIC OF WISCONSIN, LLC		1			1
ST JOHNS PEDIATRICS PA		1			1
ST VINCENTS AMBULATORY CARE INC			1	100%	1
BORINQUEN HEALTH CENTER			1	100%	1
THE WINDSOR OF OCALA			1	100%	1
OAKWOOD HOSPITAL - SOUTHSORE			1	100%	1
Buena Vista Care Center		1			1
NEW YORK STATE DEPTARTMENT OF HEALTH			1	100%	1
SOFTCELL L-FORM LABORATORIES, LLC			1	100%	1
PROGRESS PHARMACY INC			1	100%	1
EXCEL URGENT CARE OF NJ			1	100%	1
QUEST DIAGNOSTICS CLINICAL LABORATORIES INC		1			1
COOPER CLINIC			1	100%	1
NASSAU COUNTY HEALTH DEPARTMENT		1			1
BAPTIST HEALTH MEDICAL PLAZA			1	100%	1
Wedgewood Manor		1			1
WALGREENS # 12338		1			1
USCG AIR STATION CLEARWATER CLINIC			1	100%	1
CYPRESS CREEK DIALYSIS CTR			1	100%	1
Freedom Pointe at The Villages			1	100%	1
Fairhaven Retirement Community		1			1
BRANDON OUTREACH CLINIC			1	100%	1
AMERICAN LAB LLC		1			1
ONSLOW COUNTY HEALTH DEPARTMENT			1	100%	1
CHILDREN'S MEDICAL CENTER-EAST ORLANDO			1	100%	1

COVID-19: testing by laboratory

Data through Jan 6, 2021 verified as of Jan 7, 2021 at 09:25 AM

Data in this report are provisional and subject to change.

The numbers in the table below represent the number of Florida and non-Florida residents for whom test results were received by the Department of Health. A person can be tested by more than one laboratory and can have both positive and negative results. **Therefore, the sum of the numbers in each column will be larger than the total number of people tested.**

Reporting lab	Inconclusive	Negative	Positive	Percent positive	Total
CAROLINAS HEALTHCARE SYSTEM LAB			1	100%	1
MEDICAL ASSOCIATES OF CARTER		1			1
Heritage of Red Cloud		1			1
CVS HEALTH, #5962		1			1
SPORTS MEDICINE CLINIC - U OF WYOMING			1	100%	1
MEMORIAL HOSPITAL WEST			1	100%	1
PROMUS DIAGNOSTICS, LLC			1	100%	1
LAS PALMAS MEDICAL CENTER			1	100%	1
MEDEXPRESS URGENT CARE-BRENTWOOD		1			1
SANTA ROSA PEDIATRICS			1	100%	1
DSI LABORATORIES-NAPLES-7TH			1	100%	1
CURA LABORATORY SERVICES			1	100%	1
MEDEXPRESS URGENT CARE - BENTONVILLE		1			1
FLORIDA DEPARTMENT OF HEALTH IN LEE COUNTY			1	100%	1
HEALTH CARE SERVICES LC			1	100%	1
Kroger - KRO01100688			1	100%	1
MEMORIAL HEALTH SYSTEM		1			1
Dulles Health and Rehab Center		1			1
LAKEVIEW HEALTH CARE SYSTEM LLC			1	100%	1
DESERT HOSPITAL/CPHU CLINICAL LABORATORY			1	100%	1
PEDIATRIC PARTNERS ZEPHYRHILLS			1	100%	1
MID FLORIDA DERMATOLOGY ASSOCIATES PA			1	100%	1
VANDERBILT UNIVERSITY MEDICAL CENTER			1	100%	1
MINUTECLINIC DIAGNOSTIC OF RHODE ISLAN		1			1
BLOSSOMS ASSISTED LIVING 1 LLC			1	100%	1
LAKELAND REGIONAL HEALTH PABLO			1	100%	1
LAB TEST KENDALL LLC		1			1
NDX-CORE LAB			1	100%	1
ROSLYN INTERNAL MEDICINE		1			1
LRGHEALTHCARE		1			1
CHRISTUS SPOHN HOSPITAL			1	100%	1
OMNICARE PHARMACY OF TEXAS 1, LP		1			1
Smg At Bridgewater Family Medicine		1			1
CMC MERCY LABORATORY			1	100%	1
Maple Lane Nursing Home		1			1
NORTH MIAMI BEACH SURGICAL CENTER			1	100%	1
SMA BEHAVIORAL HEALTH SERVICES INC		1			1
CARSON NURSING AND REHABILITATION CENT		1			1
CLINICAL LABORATORY DEPARTMENT			1	100%	1
ADVANCE HEALTH AND WELLNESS SOLUTIONS			1	100%	1
PATHOLOGYT & LAB MEDICINE SERVICES			1	100%	1
HANCOCK REGIONAL HOSPITAL		1			1
Oakview Manor Health and Rehab		1			1
MINUTE CLINIC DIAGNOSTIC MED GRP OF CA		1			1
PALM COAST DRAW STATION/AMERICAN HEALTH ASSOCIATES		1			1
MID-FLORIDA PATHOLOGY LLC		1			1
CLINTON DRUG STORE		1			1

COVID-19: testing by laboratory

Data through Jan 6, 2021 verified as of Jan 7, 2021 at 09:25 AM

Data in this report are provisional and subject to change.

The numbers in the table below represent the number of Florida and non-Florida residents for whom test results were received by the Department of Health. A person can be tested by more than one laboratory and can have both positive and negative results. **Therefore, the sum of the numbers in each column will be larger than the total number of people tested.**

Reporting lab	Inconclusive	Negative	Positive	Percent positive	Total
Hackensack Univ Medical Center At Pasc		1			1
JOHN D. ARCHBOLD MEMORIAL HOSPITAL			1	100%	1
HAMILTON COUNTY HEALTH DEPARTMENT		1			1
MEDEXPRESS URGENT CARE - SOMERSET TOWNSHIP		1			1
ST PETERSBURG PEDIATRICS-MLK JUNIOR BLVD		1			1
LUMICO LIFE INSURANCE COMPANY		1			1
RIDGE OPTUM FLORIDA			1	100%	1
PSL JAX BEACH OPERATIONS LLC			1	100%	1
GWINNETT MEDICAL CENTER			1	100%	1
HERNANDO COUNTY HEALTH DEPT			1	100%	1
MEDEXPRESS URGENT CARE NORWIN		1			1
MERITER LABORATORIES			1	100%	1
MISSION HOSPITAL			1	100%	1
LEHIGH REGIONAL WOUND CENTER			1	100%	1
MINUTECLINIC, LLC #09202		1			1
HIGH DESERT COURT GROUP HOME			1	100%	1
IDAHO HEALTH DEPARTMENT			1	100%	1
TREASURE COAST COMMUNITY HEALTH INC			1	100%	1
BHA TITUSVILLE CLINIC			1	100%	1
Washington County Nursing H0me			1	100%	1
CULINARY INSTITUTE OF AMERICA STUDENT		1			1
WALGREENS #5130			1	100%	1
LABONE		1			1
Accordius Health at Gastonia			1	100%	1
CARENOW URGENT CARE – SPRING			1	100%	1
MIAMI CEREBRAL PALSY RESIDENTIAL			1	100%	1
IZ MEDICAL		1			1
GADSDEN FAMILY PRACTICE		1			1
HOLYOKE MEDICAL CENTER			1	100%	1
MINNESOTA DEPARTMENT OF HEALTH LABORATORY			1	100%	1
UNIVERSITY URGENT CARE			1	100%	1
SOUTHERN WINDS			1	100%	1
TALLAHASSEE MEMORIAL HEALTHCARE			1	100%	1
DOYLESTOWN HOSPITAL			1	100%	1
UMASS MEMORIAL/MARLBORO HOSPITAL			1	100%	1
SUNCOAST COMMUNITY HEALTH CENTERS INC		1			1
BAPTIST HEALTH SURGERY CENTER			1	100%	1
WW Chem Auto SS			1	100%	1
TMH URGENT CARE CENTER			1	100%	1
CLEVELAND HEARTLAB			1	100%	1
CARSON NURSING AND REHABILITATION CENTER		1			1
HOME AIDE SVC OF EASTERN NY INC D/B/A		1			1
BAPTIST HEALTH EXPRESS CARE			1	100%	1
GAMMA HEALTHCARE, INC		1			1
ANDREWS			1	100%	1
ABBOTT LABORATORIES - OCCUPATIONAL HEALTH SERVICES			1	100%	1
HEARTLAND REGIONAL MEDICAL CENTER		1			1

COVID-19: testing by laboratory

Data through Jan 6, 2021 verified as of Jan 7, 2021 at 09:25 AM

Data in this report are provisional and subject to change.

The numbers in the table below represent the number of Florida and non-Florida residents for whom test results were received by the Department of Health. A person can be tested by more than one laboratory and can have both positive and negative results. **Therefore, the sum of the numbers in each column will be larger than the total number of people tested.**

Reporting lab	Inconclusive	Negative	Positive	Percent positive	Total
FASTCARE LLC			1	100%	1
ACCESS RECOVERY SOLUTIONS LLC			1	100%	1
DEACONESS URGENT CARE CENTER			1	100%	1
ASCENSION ST VINCENT'S - WESTSIDE			1	100%	1
LAB. CORP. OF AMERICA			1	100%	1
SIGNATURE CARE MIDLAND			1	100%	1
NABI		1			1
RIVERSIDE COUNTY PUBLIC HEALTH LABORATORY			1	100%	1
MINUTECLINIC DIAGNOSTIC, PA		1			1
FRESENIUS KIDNEY CARE FORT WALTON BEACH			1	100%	1
HAMILTON CHD		1			1
SUN CITY DIAGNOSTIC CENTER			1	100%	1
Kroger - KRO03400316			1	100%	1
WELLINGTON WEST 100176			1	100%	1
DEVITA		1			1
Cerenity Senior Care-White Bear Lake		1			1
CROSSROADS URGENT CARE DBA URGENT TEA		1			1
BAYSIDE URGENT CARE CENTER INC			1	100%	1
MEMORIALCARE LONG BEACH MEDICAL CENTER			1	100%	1
WILMINGTON NURSING AND REHAB			1	100%	1
Winter Park Care and Rehab			1	100%	1
OAKMONT WEST- GREENVILLE SC		1			1
SPRINGFIELD HOSPITAL			1	100%	1
SHANDS JACKSONVILLE CLINICAL CENTER			1	100%	1
NORTH FLORIDA MEDICAL CENTERS INC		1			1
NATION'S BEST CARE HOME HEALTH			1	100%	1
HSRE-ASL CASSELBERRY TRS, LLC			1	100%	1
MINUTECLINIC DIAGNOSTIC OF KANSAS, PC		1			1
Seal Rock Healthcare		1			1
SOUTH FLORIDA PEDIATRIC PARTNERS			1	100%	1
ALL PRO ORTHOPEDICS & SPORTS MEDICINE, PA			1	100%	1
MEDEXPRESS URGENT CARE - LEOMINSTER		1			1
ORDRS, INC.			1	100%	1
SONORAN DESERT PATHOLOGY			1	100%	1
CHIPOLA QUICK CARE			1	100%	1
SAINT JOSEPH'S HOSPITAL AND MEDICAL CENTER		1			1
LIZS ADULT CARE		1			1
ARTHREX MEDICAL CENTER EAST			1	100%	1
ENCOMPASS HEALTH REHABILITATION			1	100%	1
IMMY LABS			1	100%	1
EXACCARE KINGSTON, LLC			1	100%	1
MEMORIAL HERMANN HOSPITAL			1	100%	1
DIXIE COUNTY EMERGENCY SERVICES			1	100%	1
SYNAPSE ANALYTICAL LABS		1			1
CHATSWORTH ASSISTED LIVING COMMUNITY AT PGA NATIONAL			1	100%	1
HEALTH EXPRESS URGENT CARE			1	100%	1
GREENTREE MEDICAL CENTER			1	100%	1

COVID-19: testing by laboratory

Data through Jan 6, 2021 verified as of Jan 7, 2021 at 09:25 AM

Data in this report are provisional and subject to change.

The numbers in the table below represent the number of Florida and non-Florida residents for whom test results were received by the Department of Health. A person can be tested by more than one laboratory and can have both positive and negative results. **Therefore, the sum of the numbers in each column will be larger than the total number of people tested.**

Reporting lab	Inconclusive	Negative	Positive	Percent positive	Total
DOCTORS HOSPITAL OF LAREDO			1	100%	1
INNOVATIVE HEALTH DIAGNOSTIC OF CALIFORNIA			1	100%	1
QUALITY LAB			1	100%	1
MINUTECLINIC DIAGNOSTIC MED GRP OF ORA			1	100%	1
ADVANCED MEDICAL LABORATORIES (AML)			1	100%	1
BRIAN C GRINER MD LLC			1	100%	1
FLORHAM PARK ENDOSCOPY CENTER		1			1
PHYSICIANS IMMEDIATE CARE			1	100%	1
PANCARE HEALTH - BRUCE			1	100%	1
BAPTIST HOSPITAL LABORATORY			1	100%	1
MEDICAL CENTER			1	100%	1
MINUTE CLINIC DIAGNOSTICS OF IN, LLC #6252		1			1
RIVERTON CBOC			1	100%	1
PEDIATRICS IN NORTH FLORIDA PA			1	100%	1
GOLDING-GRANADO MEDICAL ASSOCIATES		1			1
PRIMARY CARE GROUP LLC		1			1
ASCENSION ST VINCENT'S MEDICAL CENTER			1	100%	1
Crowne Place Assisted Living		1			1
PALMS OF FT MYERS,THE			1	100%	1
WINDSOR MANOR			1	100%	1
PENINSULA REGIONAL MED CTR LAB			1	100%	1
DOCTORS CARE – GREER		1			1
Garden View Care Center at Dougherty Ferry		1			1
Lynwood		1			1
POUDRE VALLEY HOSPITAL			1	100%	1
SPECTRUM LUDINGTON			1	100%	1
HOLMES FAMILY PRACTICE PA			1	100%	1
WINKLER COURT□			1	100%	1
WESTOX LABS		1			1
PRACTITIONERS IN MOTION			1	100%	1
FLAGLER COUNTY BOARD OF COUNTY COMMISSIONERS			1	100%	1
LITTLE COMPANY OF MARY HOSPITAL			1	100%	1
JMC TALLAHASSEE, LLC			1	100%	1
SARASOTA MEDICAL CENTER			1	100%	1
MEMORIAL HOSPITAL - BELLEVILLE			1	100%	1
Ravenwood Speciality Care		1			1
SUMMERFIELD PAIN MANAGEMENT			1	100%	1
LUVERNE HEALTH AND REHABILITATION		1			1
STEWART MEDICAL GROUP INC			1	100%	1
ARDEN COURTS OF SEMINOLE			1	100%	1
PROGENESIS INC			1	100%	1
SOUTHEASTERN HEALTH FACILITES, INC		1			1
Niles Nursing and Rehab. Center		1			1
SOUTHWEST ORLANDO FAMILY MEDICINE, PL			1	100%	1
BEAUMONT REFERENCE LABORATORY			1	100%	1
AZALEALAND NURSING HOME		1			1
Manassas Health & Rehab			1	100%	1

COVID-19: testing by laboratory

Data through Jan 6, 2021 verified as of Jan 7, 2021 at 09:25 AM

Data in this report are provisional and subject to change.

The numbers in the table below represent the number of Florida and non-Florida residents for whom test results were received by the Department of Health. A person can be tested by more than one laboratory and can have both positive and negative results. **Therefore, the sum of the numbers in each column will be larger than the total number of people tested.**

Reporting lab	Inconclusive	Negative	Positive	Percent positive	Total
FLORIDA SCHOOL FOR THE DEAF AND THE BLIND			1	100%	1
GRAND VILLA OF SARASOTA			1	100%	1
CAREWELL JW - WORCESTER LNC			1	100%	1
TMH CANCER CENTER LABORATORY			1	100%	1
EAST FL CORE LAB			1	100%	1
NORTHEAST PEDIATRICS			1	100%	1
THOMASVILLE REGIONAL MEDICAL CENTER		1			1
CAREHERE HUDSON BAY			1	100%	1
BASCOM PALMER EYE INSTITUTE			1	100%	1
NORTH RIVER FAMILY HEALTH CENTER			1	100%	1
JOSHUA E CHESIR MD		1			1
CERMAK HEALTH SERVICES			1	100%	1
ADVANCED RESEARCH AND DIAGNOSTIC LABORATORY UNIVERSITY OF MINNESOTA			1	100%	1
ASHLEY CLINICAL DIAGNOSTIC LABORATORY			1	100%	1
LAMARQUE DIALYSIS			1	100%	1
ROYAL OAK MEDICAL CENTER LLC DBA CHARACTER FAMILY			1	100%	1
ROYAL PALM PEDIATRICS			1	100%	1
OHIOHEALTH URGENT CARE			1	100%	1
C V S / PHARMACY #833		1			1
MEDEXPRESS URGENT CARE - MARTINSVILLE		1			1
FLORIDA FAMILY LABORATORY		1			1
RIDGEFIELD PEDIATRIC ASSOCIATES		1			1
LANTANA HC LAB			1	100%	1
LADY OF THE SEA HOSPITAL LAB			1	100%	1
MC DIAGNOSTIC OF CONNECTICUT, PC #252			1	100%	1
RPC@HODGES			1	100%	1
BENTLEY VILLAGE II			1	100%	1
NEW YORK CITY DEPARTMENT OF HEALTH			1	100%	1
POMPANO BEACH ARTIFICIAL KIDNEY CENTER			1	100%	1
Vi at Aventura		1			1
MEDERI CARETENDERS			1	100%	1
HYDE PARK MEDICAL CENTER		1			1
ROCKWALL URGENT CARE			1	100%	1
MEDEXPRESS URGENT CARE - BECKLEY		1			1
PINNACLE DIALYSIS		1			1
MINUTECLINIC #8760		1			1
RCA LABORATORY SERVICES LLC			1	100%	1
OAKMONTE VILLAGE OF DAVIE			1	100%	1
LOGAN COUNTY HOSPITAL			1	100%	1
VANAJA SUREDDI MD PA			1	100%	1
TIMPANOGOS REGIONAL HOSPITAL			1	100%	1
MEDEX CLINIC LLC			1	100%	1
GRAND VILLA OF LAKE LAND		1			1
BRIDGE DIAGNOSTICS			1	100%	1
STANDIFER PLACE		1			1
CARING PROFESSIONAL HEALTH CARE LLC		1			1
Eagle Health and Rehabilitation		1			1

COVID-19: testing by laboratory

Data through Jan 6, 2021 verified as of Jan 7, 2021 at 09:25 AM

Data in this report are provisional and subject to change.

The numbers in the table below represent the number of Florida and non-Florida residents for whom test results were received by the Department of Health. A person can be tested by more than one laboratory and can have both positive and negative results. **Therefore, the sum of the numbers in each column will be larger than the total number of people tested.**

Reporting lab	Inconclusive	Negative	Positive	Percent positive	Total
Ocala RKC East Hemo #1			1	100%	1
ARIZA WELLNESS CARE LLC			1	100%	1
ST JOHNS MEDICAL CENTER		1			1
FAIRFIELD MEDICAL CENTER			1	100%	1
EASTERN FLORIDA STATE COLLEGE - PALM BAY CAMPUS			1	100%	1
FRESENIUS KIDNEY CARE DUNEDIN			1	100%	1
THE ARLINGTON OF NAPLES INC.			1	100%	1
MT Carmel Pharmacy Inc		1			1
Glen Oaks Health and Rehabilitation		1			1
KANA MEDICAL			1	100%	1
ADVENTHEALTH CENTRA CARE TRINITY			1	100%	1
PARKLAND HEALTH & HOSPITAL			1	100%	1
CYPRESS VILLAGE REHAB CENTER		1			1
EXPRESS CARE OF THE SHOALS		1			1
MEMORIAL HOSPITAL OF CARBONDALE			1	100%	1
REEVES COUNTY HOSPITAL DISTRICT			1	100%	1
DOCTORS MEMORIAL HOSP HOME HEALTH CARE		1			1
ADVENTHEALTH MEDICAL GROUP SENIOR HEALTH AT			1	100%	1
Medicalodges Neosho			1	100%	1
HIGHLAND PARK LAKEWOOD PRESTON HOLLOW			1	100%	1
BOULDER COMMUNITY HOSPITAL			1	100%	1
OCEAN MEDICAL CENTER		1			1
SHELL POINT HOME HEALTH			1	100%	1
SCIENCE CARE			1	100%	1
MAINE CENTER FOR DISEASE CONTROL AND PREVENTION			1	100%	1
WALKONCLINIC			1	100%	1
WALGREENS #15291		1			1
Broomall Manor		1			1
CARESOUTH HHA HOLDINGS OF THE TREASURE COAST LLC			1	100%	1
MEDEXPRESS URGENT CARE-MT PLEASANT			1	100%	1
SPECIALTY DRUG TESTING			1	100%	1
The Pines at Poughkeepsie Center for Nursing and Rehabilitation		1			1
BAYCARE OUTREACH LAB AT NEW TAMPA			1	100%	1
SOUTHWOOD NURSING & RETIREMENT CENTER		1			1
ALLIANCE MD DIRECT PRIMARY CARE			1	100%	1
LAKEVIEW REGIONAL HOSPITAL			1	100%	1
BROOKDALE OF SPRING HILL		1			1
CROSS CREEK HEALTH CARE		1			1
MOORE CLINICAL RESEARCH INC			1	100%	1
CONWAY MEDICAL CENTER			1	100%	1
Mountain View Manor			1	100%	1
COLUMBIA CREST CARE & RAHAB		1			1
FRESENIUS KIDNEY CARE			1	100%	1
Holly Hill Healthcare Center			1	100%	1
PELICAN STATE OUTPATIENT CENTER			1	100%	1
ATRIA WILLOW WOOD			1	100%	1
CLEVELAND CLINIC AKRON GENERAL			1	100%	1

COVID-19: testing by laboratory

Data through Jan 6, 2021 verified as of Jan 7, 2021 at 09:25 AM

Data in this report are provisional and subject to change.

The numbers in the table below represent the number of Florida and non-Florida residents for whom test results were received by the Department of Health. A person can be tested by more than one laboratory and can have both positive and negative results. **Therefore, the sum of the numbers in each column will be larger than the total number of people tested.**

Reporting lab	Inconclusive	Negative	Positive	Percent positive	Total
LIBERTY HEALTH CENTER			1	100%	1
Bethany Manor		1			1
DOCTORS HEARING			1	100%	1
GIFFORD MEMORIAL HOSPITAL		1			1
RIVIERA BEACH HEALTH CENTER LAB			1	100%	1
UNIVERSITY OF BALTIMORE WASHINGTON MEDICAL CENTER			1	100%	1
NHC Chattanooga			1	100%	1
PARRISH MEDICAL GROUP			1	100%	1
MEDEXPRESS URGENT CARE, LANCASTER WEST		1			1
RAPID CITY REGIONAL HOSPITAL -579 ATTN. LABORATORY		1			1
MY URGENT CARE CLINIC			1	100%	1
ACCOMPLISHED HOME CARE		1			1
INSTANT MEDICAL CARE CENTER			1	100%	1
MINUTECLINIC DIAGNOSTIC OF TEXAS LLC		1			1
BMC/NASSAU			1	100%	1
COVID TESTING LLC			1	100%	1
SOUTHWOOD HEALTHCARE CENTER		1			1
PEDIATRIC URGENT CARE CENTR OF FORT WORTH-LA GRAN			1	100%	1
ACCESS FAMILY CARE LLC			1	100%	1
USF PHYSICIANS GROUP			1	100%	1
Vibrantlife of El Paso Rehabilitation Center			1	100%	1
MINUTECLINIC DIAGNOSTIC, PA #10252		1			1
PRISMA HEALTH TUOMEY LABORATORY			1	100%	1
THEDACARE FAMILY MEDICINE GATEWAY			1	100%	1
TRAVIS LEE THOMPSON MD			1	100%	1
OCALA REGIONAL KIDNEY CENTER EAST			1	100%	1
ELLIS HOSPITAL URGENT CARE CENTER LAB		1			1
DEPARTMENT OF HEALTH/ NEW YORK			1	100%	1
LARKIN COMMUNITY HOSPITAL PALM SPRINGS CAMPUS			1	100%	1
NORTH SHORE HEMATOLOGY-ONCOLOGY ASSOCIATES PC		1			1
PARTNERS IN PRIMARY CARE		1			1
MINUTE CLINIC LLC #0169		1			1
NEW ERA HEALTH CENTER INC		1			1
MEDICAL CITY NORTH HILLS			1	100%	1
ARNOLD PALMER HOSPITAL LAB POCT		1			1
MINUTE CLINIC DIAGNOSTIC PA			1	100%	1
BASCOM PALMER-MICRO LAB			1	100%	1
ORLANDO HEALTH MEDICAL GROUP			1	100%	1
FLORIDA CLINICAL LABORATORY INC DBA			1	100%	1
BAYCARE OUTREACH LAB WH SOUTH			1	100%	1
HALIFAX HEALTH PRIMARY CARE			1	100%	1
Metairie Healthcare Center			1	100%	1
HARBOR BEACH NURSING AND REHABILITATION CENTER			1	100%	1
PARK AVENUE DERMATOLOGY NORTH			1	100%	1
SOLARIS HEALTHCARE PLANT CITY		1			1
HOWELL BRANCH COURT			1	100%	1
TITUSVILLE REHABILITATION AND NURSING CENTER		1			1

COVID-19: testing by laboratory

Data through Jan 6, 2021 verified as of Jan 7, 2021 at 09:25 AM

Data in this report are provisional and subject to change.

The numbers in the table below represent the number of Florida and non-Florida residents for whom test results were received by the Department of Health. A person can be tested by more than one laboratory and can have both positive and negative results. **Therefore, the sum of the numbers in each column will be larger than the total number of people tested.**

Reporting lab	Inconclusive	Negative	Positive	Percent positive	Total
TWIN			1	100%	1
COMMUNICABLE DISEASE CONTROL/PUBLIC HEALTH EMERGENCY PREPAREDNESS			1	100%	1
CAREHERE LLC			1	100%	1
MORGAN STANELY HEALTH CENTER		1			1
Kroger - KR003500568			1	100%	1
TREASURE COAST PRIMARY CARE		1			1
WALGREEN#12147		1			1
KANSAS CITY VA MEDICAL CENTER			1	100%	1
MD NOW URGENT CARE			1	100%	1
Chateau Girardeau			1	100%	1
DASCENA LAB			1	100%	1
LIFELINK OF FLORIDA			1	100%	1
BAPTIST MINOR MEDICAL CENTER			1	100%	1
ICARE		1			1
SOUTHEASTERN PATHOLOGY ASSOCIATES			1	100%	1
MADISON FACILITY INC			1	100%	1
NORTHSIDE HOSPITAL DULUTH			1	100%	1
PROVIDENCE ST PETER HOSPITAL		1			1
CATHEDRAL GERONTOLOGY CENTER DBA CATHEDRAL CARES			1	100%	1
LCMC LAB SUBSECTION		1			1
HEALTH ALLIANCE			1	100%	1
VETERANS AFFAIRS MEDICAL CENTER - EAST ORANGE			1	100%	1
SUTTER GOULD MEDICAL FOUNDATION			1	100%	1
Princeton Place			1	100%	1
UNIVERSITY OF MIAMI SCCC RESEARCH LABORATORY			1	100%	1
Lutheran Community at Telford		1			1
ST. MARY MEDICAL CENTER		1			1
EAST RIDGE RETIREMENT VILLAGE INC		1			1
GEORGE W FERGUSON MD-CONCIERGE MEDICAL SERVICES PL		1			1
FAMILY MEDICAL CENTER		1			1
LAKESIDE MEDICAL CENTER		1			1
LEHIGH PULMONARY ASSOCIATES			1	100%	1
MEDEXPRESS URGENT CARE - LITTLE ROCK		1			1
SANTA MONICA CA-UCLA MC			1	100%	1
PULSE MEDICAL GROUP INC			1	100%	1
EAST COAST INSTITUTE FOR RESEARCH LLC			1	100%	1
INDIANA STATE DEPARTMENT OF HEALTH CLINIC MICROBIOLOGY		1			1
STAMFORD HOSPITAL			1	100%	1
MINUTECLINIC, LLC #1492		1			1
GEORGETOWN URGENT CARE			1	100%	1
ADVANCE MD CARE			1	100%	1
MINIUTECLINIC DIAG OF IND, LLC #6553		1			1
HARBOUR ISLAND PEDIATRICS LLC			1	100%	1
COBLESKILL REGIONAL HOSPITAL		1			1
SAN JOSE CLINIC		1			1
ENZO LABS INC			1	100%	1
C A R E S		1			1

COVID-19: testing by laboratory

Data through Jan 6, 2021 verified as of Jan 7, 2021 at 09:25 AM

Data in this report are provisional and subject to change.

The numbers in the table below represent the number of Florida and non-Florida residents for whom test results were received by the Department of Health. A person can be tested by more than one laboratory and can have both positive and negative results. **Therefore, the sum of the numbers in each column will be larger than the total number of people tested.**

Reporting lab	Inconclusive	Negative	Positive	Percent positive	Total
MINUTECLINIC DIAG OF IND, LLC #6250		1			1
JS HEALTHCARE			1	100%	1
UPMC NORTHWEST HOSPITAL			1	100%	1
DIVERSE MEDICAL CARE LLC			1	100%	1
Longwood Community Living Center		1			1
CARE STATION MEDICAL GROUP		1			1
Brookdale Southside			1	100%	1
CARTERSVILLE MEDICAL CENTER			1	100%	1
LIFELINK TISSUE BANK D/B/A LIFELINK TISSUE BANK		1			1
BROOKDALE FORT MYERS LAKES PARK			1	100%	1
CHILTON MEDICAL CENTER		1			1
BUENA VIDA ESTATES			1	100%	1
MOSAIC MEDICAL CENTER MARYVILLE			1	100%	1
SIGNATURE CARE COLLEGE STATION			1	100%	1
HOLLY HILL HOME INFUSION SERVICE		1			1
VALLEY MEDICAL LABORATORY			1	100%	1
NORTH FLORIDA CHILD DEVELOPMENT, INC			1	100%	1
Waddell Nursing & Rehab Center		1			1
Redwood Springs Healthcare			1	100%	1
FELD ENTERTAINMENT			1	100%	1
BEAUMONT HOSPITAL, GROSSE POINTE			1	100%	1
PALM BAY URGENT CARE PL		1			1
MEDSTAR HEALTH URGENT CARE			1	100%	1
NASSAU UNIVERSITY MEDICAL CENTER DEPT		1			1
Senatobia Healthcare & Rehab		1			1
ADVANCED URGENT CARE PLLC		1			1
PENSACOLA PATHOLOGY		1			1
CHILDRENS SPECIALIST PEDIATRIC PULMMOLOGY &			1	100%	1
HOUSTON METHODIST HOSPITAL			1	100%	1
HOLSTON MEDICAL GROUP		1			1
Good Samaritan Society Waukon		1			1
RABI SINHA, MD		1			1
CLUB HEALTH AND REHABILITATION CENTER, THE		1			1
ST CATHERINE HOSPITAL LABORATORY			1	100%	1
APALACHEE CENTER INC		1			1
SIMPLY HEALTHCARE AND WELLNESS CLINIC, PC			1	100%	1
NHC HealthCare St. Charles		1			1
LABORATORIO BUENA SALUD			1	100%	1
WATERTOWN URGENT CARE		1			1
ATHENA PLASTIC SURGERY		1			1
BUFFALO VAMC			1	100%	1
NIBHA MEDIRATTA MD PL			1	100%	1
NF Escambia, LLC DBA Olive BranchHealth and Rehabilitaion Center			1	100%	1
GRAND VILLA OF LARGO			1	100%	1
SUPERKIDS PEDIATRICS			1	100%	1
ADVANCED CARDIOVASCULAR DIAGNOSTICS OF FL			1	100%	1
RAMBAM URGENT CARE			1	100%	1

COVID-19: testing by laboratory

Data through Jan 6, 2021 verified as of Jan 7, 2021 at 09:25 AM

Data in this report are provisional and subject to change.

The numbers in the table below represent the number of Florida and non-Florida residents for whom test results were received by the Department of Health. A person can be tested by more than one laboratory and can have both positive and negative results. **Therefore, the sum of the numbers in each column will be larger than the total number of people tested.**

Reporting lab	Inconclusive	Negative	Positive	Percent positive	Total
REELFOOT FAMILY WALK-IN CLINIC		1			1
GENESEE COUNTY HEALTH DEPARTMENT		1			1
CHRISTIANA HOSPITAL		1			1
HALEYVILLE HEALTH CARE CENTER		1			1
COMMUNITY MEDICAL CENTER-ORANGE CITY		1			1
ARCADIA DIALYSIS CENTER			1	100%	1
TEVAPHARM			1	100%	1
ATHENS LIMESTONE HOSPITAL		1			1
MINUTE CLINIC DIAGNOSTIC OF VIRGINIA, LLC #6292		1			1
MEDCARE QUALITY MEDICAL CENTER LLC			1	100%	1
INTERMOUNTAIN MEDICAL CENTER			1	100%	1
PALMA CEIA MED GROUP-SWANN		1			1
Oregon Veterans Home The Dalles		1			1
CAREWELL 203			1	100%	1
ST JOSEPHS HOSPITAL SOUTH HOSPITAL			1	100%	1
DORAL KIDNEY CENTER			1	100%	1
NEMOURS CHILDREN'S PRIMARY CARE			1	100%	1
NATIONAL INSTITUTES OF HEALTH CLINICAL CENTER			1	100%	1
Juniper Village at Bucks County		1			1
Brio of Johnston		1			1
DERMDX, DIV OF AURORA DIAGNOSTICS/BERNHARDT LAB		1			1
ALL CARE URGENT CARE			1	100%	1
Monument Health Strugis Care Center		1			1
HARMONY HEALTHCARE ORLANDO INC		1			1
INNOVATIVE CARE II LLC			1	100%	1
CVS HEALTH, #2043		1			1
LAKEVIEW HEALTHCARE SYSTEM LLC			1	100%	1
TITUS REGIONAL MEDICAL CENTER			1	100%	1
PROGRESSIVE MEDICAL LAB LLC			1	100%	1
BAPTIST HOSPITAL OF MIAMI MCI BROWARD LABORATORY			1	100%	1
MERRILL GARDENS AT CHAMPIONSGATE			1	100%	1
ST. VINCENT HOSPITAL			1	100%	1
MEA PRIMARY CARE PLUS BYRAM			1	100%	1
ADVANCED HEALTHCARE ASSOCIATES		1			1
Villa Maria			1	100%	1
OXY-GENLAB			1	100%	1
CLIFTON-FINE HOSPITAL LABORATORY		1			1
GREATER TAMPA AT HOME			1	100%	1
SV MOBILE HEALTH			1	100%	1
HARRINGTON PARK HEALTH AND REHAB		1			1
CALIFORNIA PUBLIC HEALTH LABORATORY			1	100%	1
Elm Crest Senior Living Community		1			1
SOUTH FLORIDA DIALYSIS CENTER			1	100%	1
MEDTOWN PHARMACY			1	100%	1
NASSAU COUNTY HEALTH DEPARTMENT-FERNANDINA BEACH C		1			1
Bolingreen Health and Rehabilitation		1			1
CACERES SPECIALIZED GYNECOLOGY		1			1

COVID-19: testing by laboratory

Data through Jan 6, 2021 verified as of Jan 7, 2021 at 09:25 AM

Data in this report are provisional and subject to change.

The numbers in the table below represent the number of Florida and non-Florida residents for whom test results were received by the Department of Health. A person can be tested by more than one laboratory and can have both positive and negative results. **Therefore, the sum of the numbers in each column will be larger than the total number of people tested.**

Reporting lab	Inconclusive	Negative	Positive	Percent positive	Total
VA OPTOMETRY CLINIC			1	100%	1
THE HEART HOSPITAL BAYLOR PLANO			1	100%	1
PASCO COUNTY HEALTH DEPARTMENT			1	100%	1
CHNJ		1			1
SERENADES BY SONATA		1			1
ROCKLEDGE HEALTH & REHABILITATION CENTER			1	100%	1
Miller Health Care Center			1	100%	1
UCH LAB			1	100%	1
CENTRAL FLORIDA PRIMARY CARE			1	100%	1
MINUTECLINIC DIAG OF IND, LLC #6697		1			1
FLORIDA DEPARTMENT OF HEALTH SEMINOLE COUNTY		1			1
ST. LUKES HOSPITAL			1	100%	1
CVS MINUTE CLINIC DIAGNOSTIC MED GRP OF CAL		1			1
BOSTON PUBLIC HEALTH COMMISSION			1	100%	1
MEDICAL CLINIC OF HOUSTON			1	100%	1
MED CHOICE CENTER OF NORTH MIAMI			1	100%	1
AUTUMN HOUSE			1	100%	1
ALTA BATES SUMMIT MEDICAL CENTER CLINICAL LAB			1	100%	1
SMITH KLINE			1	100%	1
GENESIS HEALTH SYSTEM			1	100%	1
ROSECASTLE OF JACKSONVILLE LLC			1	100%	1
MEDICAL LIFE-INC GUIDEWELL EMERGENCY MEDICINE			1	100%	1
FIVE STAR PREMIER RESIDENCES OF POMPANO BEACH			1	100%	1
Good Samaritan Society - Albion		1			1
BAYFRONT CARDIOVASCULAR ASSOCIATES			1	100%	1
Summit Medical Group Morristown Oncology		1			1
LOUISIANA STATE LAB			1	100%	1
BAPTIST HOSPITAL EAST			1	100%	1
SILVERMAN			1	100%	1
PHYSICIANS URGENT CARE			1	100%	1
TMH PHYSICIAN PARTNERS QUINCY			1	100%	1
Remarkable Healthcare Dallas			1	100%	1
ALLEGHENY GENERAL HOSPITAL			1	100%	1
MINUTECLINIC DIAGNOSTIC OF OHIO #6139		1			1
MEDEXPRESS URGENT CARE - TOPEKA, SW WANAMAKER RD		1			1
ARIZONA STATE LABORATORY			1	100%	1
ABSOLUTE HEALTH INTERNAL MEDICINE AND PEDIATRICS		1			1
MINUTECLINIC LLC #5157			1	100%	1
BREVARD FAMILY WALK IN CLINIC			1	100%	1
HARDIN MEMORIAL HOSPITAL - HEARTLAND PATHOLOGY CONSULTANTS			1	100%	1
FLORIDA HEART AND VASCULAR MULTISPECIALTY GROUP PA			1	100%	1
CLEVELAND CLINIC OUTPATIENT LABORATORY			1	100%	1
YOUR KIDS URGENT CARE			1	100%	1
COLONIAL MEDICAL CENTER-EAST ORLANDO			1	100%	1
Masonic Medical Research Institute			1	100%	1
CFHC - FROSTPROOF			1	100%	1
MIAMI CHILDRENS HOSPITAL MIDTOWN OUTPATIENT CENTER			1	100%	1

COVID-19: testing by laboratory

Data through Jan 6, 2021 verified as of Jan 7, 2021 at 09:25 AM

Data in this report are provisional and subject to change.

The numbers in the table below represent the number of Florida and non-Florida residents for whom test results were received by the Department of Health. A person can be tested by more than one laboratory and can have both positive and negative results. **Therefore, the sum of the numbers in each column will be larger than the total number of people tested.**

Reporting lab	Inconclusive	Negative	Positive	Percent positive	Total
ROBERTS WESLEYAN COLLEGE HEALTH CENTE		1			1
OMNI HEALTHCARE INC			1	100%	1
ADVANCED LABORATORY SERVICES			1	100%	1
TALLAHASSEE PRIMARY CARE ASSOCIATES PA			1	100%	1
HEALTH FIRST MEDICAL GROUP LLC			1	100%	1
CORPORATION OF AMERICA		1			1
WARE EXPRESS CARE			1	100%	1
MEMORIAL HERMANN SOUTHWEST HOSPITAL			1	100%	1
ARLINGTON ADULT RESIDENTIAL FACILITY, INC			1	100%	1
CARDIAC AND VASCULAR CONSULTANTS MD PA		1			1
HALIFAX FAMILY HEALTH CENTER			1	100%	1
DAVITA DIALYSIS-NORTH			1	100%	1
ENCOMPASS HEALTH HOME HEALTH		1			1
ANY LAB TEST NOW JACKSONVILLE		1			1
DR PHILLIPS CENTER FOR WELLNESS		1			1
SYNEOS HEALTH			1	100%	1
ADVENTHEALTH MEDICAL GROUP INTERNAL MEDICINE AT			1	100%	1
JOHN KNOX MANOR INC II			1	100%	1
EH FARGO HOSPITAL LABORATORY			1	100%	1
PHYSICIAN ASSOCIATES, LLC			1	100%	1
HEARTLAND OF ZEPHYRHILLS FL, LLC□			1	100%	1
COLLINS NURSING HOME		1			1
MEDAC AT PORTERS NECK			1	100%	1
MINUTECLINIC DIAGNOSTIC OF NEW MEXICO LLC #7552		1			1
HATLEY HEALTH CARE, INC		1			1
MINUTE CLINIC LLC #10203		1			1
CQUENTIA NGS, LLC			1	100%	1
CVS MINUTE CLINIC #5836		1			1
JACKSONVILLE STATEFL			1	100%	1
BROOKSVILLE REGIONAL HOSPITAL			1	100%	1
NITIN BAWA PROFESSIONAL ASSOCIATES			1	100%	1
FAITH FAMILY PRACTICE			1	100%	1
CONSOLIDATED			1	100%	1
MINUTECLINIC DIAGNOSTIC OF KENTUCKY		1			1
SEWALLS POINT PHARMACY INC			1	100%	1
BRONSON METHODIST HOSPITAL			1	100%	1
FORT LOUDOUN PRIMARY CARE		1			1
NORTH PINELLAS CHILDRENS MEDICAL CENTER INC			1	100%	1
BLUFFTON HEALTH CENTER			1	100%	1
BIOLOGICAL AND CHEMICAL EMERGENCIES LABORATORY			1	100%	1
PUBLIC HEALTH LABORATORIES			1	100%	1
HELIX BIOMEDICS LLC			1	100%	1
SPRINGBROOK HOSPITAL			1	100%	1
GATEWAY LABORATORIES		1			1
WAYNE COUNTY PUBLIC HEALTH		1			1
SWEDISH COVENANT HOSPITAL			1	100%	1
TRUCARE LIVING CENTERS - SELMA			1	100%	1

COVID-19: testing by laboratory

Data through Jan 6, 2021 verified as of Jan 7, 2021 at 09:25 AM

Data in this report are provisional and subject to change.

The numbers in the table below represent the number of Florida and non-Florida residents for whom test results were received by the Department of Health. A person can be tested by more than one laboratory and can have both positive and negative results. **Therefore, the sum of the numbers in each column will be larger than the total number of people tested.**

Reporting lab	Inconclusive	Negative	Positive	Percent positive	Total
NEW MILFORD HOSPITAL			1	100%	1
DEPT OF VA MEDICAL CENTER - MIAMI			1	100%	1
ACCESS HEALTH CARE PHYSICIANS LLC			1	100%	1
TAYLOR MANOR		1			1
PEDIATRIC ASSOCIATES - JACKSONVILLE			1	100%	1
SOUTH MIAMI HOSPITAL			1	100%	1
SARASOTA MEMORIAL HOSPITAL		1			1
DOC PAM PA		1			1
PRIME CARE FAMILY MEDICINE			1	100%	1
MEDEXPRESS URGENT CARE - LINCOLN		1			1
FLORIDA HOSPITAL ORMOND BEACH			1	100%	1
ADVENTHEALTH HOSPICE CARE CENTRAL FLORIDA		1			1
EAST END PEDIATRICS		1			1
CONSULATE HEALTH CARE OF VERO BEACH			1	100%	1
CARENOW URGENT CARE-HENDERSONVILLE		1			1
PAUL C SCHWARTZ & MELVIN L WEIDMAN		1			1
Henry County Health and Rehabilitation		1			1
FLORIDA DIGESTIVE AND LIVER SPECIALISTS			1	100%	1
MEDIPLUS CLINIC, INC			1	100%	1
DONALSONVILLE HOSPITAL			1	100%	1
Florida Baptist Retirement Center		1			1
FLORIDA HOSPITAL LAB			1	100%	1
SANTA BARABARA ALF LLC (THE WINDSOR)			1	100%	1
MOUNT SINAI MEDICAL CENTER AVENTURA ER			1	100%	1
KEY WEST HMA PHYSICIAN MANAGEMENT, LLC			1	100%	1
CURELOGICS WOUND CARE & HYPERBARIC CENTER		1			1
Mill Valley Care Center		1			1
BL DIAGNOSTICS LLC			1	100%	1
Signature Healthcare of Georgetown		1			1
PALOMAR MEDICAL CENTER			1	100%	1
PARK AVENUE PEDIATRICS PC		1			1
Chestnut Ridge Nursing & Rehab		1			1
ST. PETERSBURG PEDIATRICS-SEMINOLE			1	100%	1
CHIEFLAND MEDICAL CENTER			1	100%	1
SUMMIT LABORATORY			1	100%	1
JOSEPH SCHENKER MD PC		1			1
ALLIED PEDIATRICS & FAMILY MEDICINE			1	100%	1
CHESAPEAKE REGIONAL MEDICAL CENTER			1	100%	1
CFCH - FROSTPROOF			1	100%	1
LAREDO EMERGENCY ROOM			1	100%	1
CHAMBREL AT PINECASTLE			1	100%	1
LAKE SUCCESS EXTENDED CARE		1			1
WEILL CORNELL MEDICAL ASSOCIATES - EAST SIDE		1			1
Central Park Healthcare & Rehabilitation Center		1			1
ALPHA 1 ANTITRYPSIN RESEARCH PROGRAM			1	100%	1
SONNI'S PEDIATRICS			1	100%	1
HABANA HEALTH CARE CENTER			1	100%	1

COVID-19: testing by laboratory

Data through Jan 6, 2021 verified as of Jan 7, 2021 at 09:25 AM

Data in this report are provisional and subject to change.

The numbers in the table below represent the number of Florida and non-Florida residents for whom test results were received by the Department of Health. A person can be tested by more than one laboratory and can have both positive and negative results. **Therefore, the sum of the numbers in each column will be larger than the total number of people tested.**

Reporting lab	Inconclusive	Negative	Positive	Percent positive	Total
HCL LABORATORIES			1	100%	1
SHELBYVILLE HOSPITAL COMPANY		1			1
CELEBRATION HOSPITAL			1	100%	1
HIGHLANDS CLINICAL LABORATORY			1	100%	1
ORCHID TERRACE		1			1
MARTIN HEALTH PHYSICIAN GROUP			1	100%	1
THE LITTLE CLINIC LLC			1	100%	1
CLARE BRIDGE OF CAPE CORAL		1			1
METROPOLITAN			1	100%	1
FLORIDA EPIDEMIOLOGY PROGRAM			1	100%	1
VISTA LAKE ASSISTED LIVING			1	100%	1
PEDRO L ORTEGA MD PA			1	100%	1
SAINT BARNABAS MEDICAL CENTER		1			1
HEALTHCARE ASSOCIATES OF IRVING, LLP			1	100%	1
VIVEX/UMTB BIOMEDICAL			1	100%	1
Autumn Care of Suffolk		1			1
BAYOU URGENT CARE			1	100%	1
HELGEMO & LIOU PEDIATRICS			1	100%	1
PALM BEACH DIABETES AND ENDOCRINE SPECIALISTS, PA			1	100%	1
JAX FAMILY CARE		1			1
Arch Plaza Nursing and Rehabilitation Center			1	100%	1
MEDICAL ASSOCIATES OF THE SHOALS		1			1
MINUTECLINIC MINUTECLINIC #3665		1			1
CANDLER HOSPITAL			1	100%	1
FAMILY MEDICINE MEDICAL DRIVE		1			1
DEVANSH LAB WERKS		1			1
FLEMING ISLAND CENTER FOR CLINICAL RESEARCH		1			1
MEDEXPRESS URGENT CARE - FORT SMITH		1			1
BEAUMONT HOSPITAL			1	100%	1
LITTLE FALLS HOSPITAL LABORATORY		1			1
SUN CLINICAL LABORATORIES			1	100%	1
HUNEYCUTT FAMILY PRACTICE			1	100%	1
ER NEAR ME HULEN		1			1
SURGERY CENTER, THE			1	100%	1
JACKSON MADISON CO. GEN. HOSPITAL			1	100%	1
CENTRAL FL INTERNAL MEDICINE ASSOCIATES LLC		1			1
KENDALL PEDIATRICS PARTNERS LLC			1	100%	1
BRUCE S WEST MD			1	100%	1
EAST TENNESSEE STATE UNIVERSITY		1			1
VALLEY HOSPITAL MEDICAL CENTER		1			1
Luther Acres Manor		1			1
MOUNT SINAI MEDICAL CENTER OF FLORIDA, INC			1	100%	1
Robert Wood Johnson University Hospital			1	100%	1
Florence Home		1			1
MEDOR/ACC SYNCHRONY			1	100%	1
EVERGREEN NURSING HOME		1			1
ADVENTHEALTH MEDICAL GROUP ADULT AND SENIOR HEALTH			1	100%	1

COVID-19: testing by laboratory

Data through Jan 6, 2021 verified as of Jan 7, 2021 at 09:25 AM

Data in this report are provisional and subject to change.

The numbers in the table below represent the number of Florida and non-Florida residents for whom test results were received by the Department of Health. A person can be tested by more than one laboratory and can have both positive and negative results. **Therefore, the sum of the numbers in each column will be larger than the total number of people tested.**

Reporting lab	Inconclusive	Negative	Positive	Percent positive	Total
NORTH SHORE MEDICAL CENTER - SALEM HOSPITAL			1	100%	1
Mercy Manor Transition Center			1	100%	1
FRANKLIN CBOC			1	100%	1
KAISER PERMANENTE REGIONAL REFERENCE LABORATORY		1			1
HEALTH EXPRESS		1			1
Imperial Healthcare Centre			1	100%	1
SHAH			1	100%	1
GEORGE WASHINGTON UNIVERSITY HOSPITAL			1	100%	1
Cortland Acres Association		1			1
MINUTE-CLINIC DIAGNOSTIC OF VIRGINIA,		1			1
QUEST INC			1	100%	1
LEXINGTON HOSPITAL CORPORATION			1	100%	1
TANGLEWOOD MANOR		1			1
EVENTIDE LUTHERAN HOME		1			1
LAURELLWOOD NURSING CENTER		1			1
PHYSICIANS PREMIER			1	100%	1
MINUTECLINIC INCORPORATE, LLC		1			1
FLAGLER CARE CENTER			1	100%	1
ST.ELIZABETH HEALTH CENTER	1				1
HEALTHCARE FOR THE HOMELESS			1	100%	1
INFECTION CONTROL DEPT			1	100%	1
Oakland Nursing and Rehabilitation Center		1			1
NORTH FLORIDA EVALUATION AND TREATMENT CENTER		1			1
PRIORITY CARE LLC			1	100%	1
Douglas County Health Center		1			1
IRA FIALKO DO			1	100%	1
Victory Health and Rehabilitation			1	100%	1
UPSON REGIONAL MEDICAL CENTER			1	100%	1
ALLIED PHYSICIANS GROUP		1			1
SOUTH LAKE PEDIATRICS		1			1
YOUR HEALTH PEDIATRICS			1	100%	1
DIVERSICARE OF BIG SPRINGS		1			1
ASSISTED LIVING AT TREZEVANT		1			1
TERRELL URGENT CARE			1	100%	1
DAVENPORT PEDIATRICS CLERMONT PA		1			1
MIDWAY SPECIALTY CARE CENTER INC		1			1
MINUTECLINIC DIAG OF IND, LLC #6908		1			1
RIVERSIDE METHODIST HOSPITAL LAB			1	100%	1
DIGNITY HEALING LLC			1	100%	1
THE CHILDREN'S HOSPITAL OF PHILADELPHIA		1			1
SHARON REGIONAL MEDICAL CENTER			1	100%	1
ROAN MOUNTAIN MEDICAL CENTER			1	100%	1
Village Crest Center for Health & Rehabilitation		1			1
MILFORD REGIONAL HOSPITAL			1	100%	1
SUNRISE SENIOR LIVING OF JACKSONVILLE			1	100%	1
Ramsey Village		1			1
EXAC CARE CROSSVILLE		1			1

COVID-19: testing by laboratory

Data through Jan 6, 2021 verified as of Jan 7, 2021 at 09:25 AM

Data in this report are provisional and subject to change.

The numbers in the table below represent the number of Florida and non-Florida residents for whom test results were received by the Department of Health. A person can be tested by more than one laboratory and can have both positive and negative results. **Therefore, the sum of the numbers in each column will be larger than the total number of people tested.**

Reporting lab	Inconclusive	Negative	Positive	Percent positive	Total
MINUTECLINIC, LLC #4507		1			1
APPLECARE VALDOSTA			1	100%	1
URGENT CARE OF FORT LAUDERDALE INC			1	100%	1
MEDICAL ASSOCIATES OF BREVARD LLC		1			1
MEADOWS PARK HEALTH AND REHABILITATION		1			1
FLAGLER PROFESSIONAL HEALTH CARE SERVICES INC		1			1
RIVERSIDE MEDICAL CENTER		1			1
STEWARD FLORIDA ALF, INC			1	100%	1
CUSTOM SCRIPTS PHARMACY		1			1
PLANT CITY FAMILY CARE		1			1
Heartland of Perrysburg		1			1
STRINGFELLOW MEMORIAL HOSPITAL		1			1
BROOKSHIRE, THE			1	100%	1
HARRIS URGENT CARE CENTER			1	100%	1
441 URGENT CARE CENTER - BROWNWOOD			1	100%	1
DUKE HEALTH REGIONAL HOSPITAL			1	100%	1
FAIRVIEW SOUTHDAL			1	100%	1
SANFORD LABORATORIES WATERTOWN			1	100%	1
MEDICAL ARTS LABORATORY			1	100%	1
MDS PHARMA SERVICES		1			1
SANTA CLARA VALLEY MEDICAL CENTER			1	100%	1
WATERBURY HOSPITAL REFERENCE LAB			1	100%	1
PREMIER FAMILY AND SPORTS MEDICINE LLC			1	100%	1
USC VERDUGO HILLS HOSPITAL			1	100%	1
NFRC CLINICAL LAB			1	100%	1
STARLING AT NOCATEE			1	100%	1
LP ELIZABETHTON		1			1
OCCUPATIONAL HEALTH CENTER		1			1
THE EDGEWATER AND WATERMAN VILLAGE			1	100%	1
CLINIC OF PEDIATRICS & GI MEDICINE INC			1	100%	1
MEDEXPRESS-DOVER		1			1
ADVANCED MEDICAL RESEARCH CENTER LLC			1	100%	1
URGENT CARE OF KANSAS CITY			1	100%	1
UNIVERSITY COMMUNITY HEALTH SERVICES			1	100%	1
BEAUFORT MEMORIAL			1	100%	1
LANCASHIRE HALL NURSING AND REHABILITATION CENTER		1			1
TENNOVA HEALTHCARE - CLEVELAND			1	100%	1
SPARTANBURG REGIONAL MEDICAL CENTER			1	100%	1
MID FLORIDA COMMUNITY SERVICES			1	100%	1
NEBRASKA DEPARTMENT OF HEALTH AND HUMAN SERVICES			1	100%	1
ADVENTHEALTH MEDICAL GROUP OBSTETRICS			1	100%	1
RICHICHI FAMILY HEALTH			1	100%	1
EMERGENCY CARE SERVICES LAB AT JFK MEDICAL CENTER			1	100%	1
SEASONS HOSPICE AND PALLIATIVE CARE OF			1	100%	1
MEDICAL CENTER OF CENTRAL GEORGIA			1	100%	1
PUBLIX PHARMACY #1114			1	100%	1
PRECISION CLINICAL RESEARCH			1	100%	1

COVID-19: testing by laboratory

Data through Jan 6, 2021 verified as of Jan 7, 2021 at 09:25 AM

Data in this report are provisional and subject to change.

The numbers in the table below represent the number of Florida and non-Florida residents for whom test results were received by the Department of Health. A person can be tested by more than one laboratory and can have both positive and negative results. **Therefore, the sum of the numbers in each column will be larger than the total number of people tested.**

Reporting lab	Inconclusive	Negative	Positive	Percent positive	Total
BLUEWATER TOXICOLOGY			1	100%	1
WEST VIRGINIA UNIVERSITY HOSPITALS			1	100%	1
RCP OF MEMORIAL WEST			1	100%	1
SUNCREST OMNI		1			1
PINELLAS 1 HOME HEALTH CARE CORP		1			1
MARQUETTE GENERAL HOSPITAL			1	100%	1
PRINCIPLE DIAGNOSTICS LLC			1	100%	1
PINEVILLE PHARMACY			1	100%	1
WMC HEALTH GROUP OF KISSIMMEE LLC			1	100%	1
SOMA MEDICAL CENTER MD PA #7 ATTN PEDIATRICS			1	100%	1
WELLMED AT FORT PIERCE		1			1
HEART HOSPITAL OF LAFAYETTE: EMERGENCY ROOM			1	100%	1
LOUNDY		1			1
Portsmouth Health and Rehab			1	100%	1
DEPARTMENT OF HEALTH AND ENVIRONMENTAL CONTROL			1	100%	1
DAVID LAWRENCE CENTER INC			1	100%	1
DEPARTMENT OF HEALTH SERVICES			1	100%	1
TAMPA GENERAL MEDICAL GROUP LABORATORY HEALTHPARK			1	100%	1
BRIDGEWATER PARK ASSISTED LIVING LLC			1	100%	1
WEST DADE PEDIATRICS			1	100%	1
CARESPOT - LEE VISTA			1	100%	1
CARESPOT - OCOEE			1	100%	1
LAKE BALDWIN			1	100%	1
PROVIDENCE ST. PATRICK HOSPITAL			1	100%	1
ALLIANCE LABORATORY SERVICES			1	100%	1
DISCOVERY AT HOME, LLC			1	100%	1
Tremont Health & Rehabilitation Center		1			1
ADVENT HEALTH - OWASA			1	100%	1
LAB PLUS, LLC			1	100%	1
NORTH SHORE HEMATOLOGY-ONCOLOGY ASSOCI		1			1
COMMUNITY PHYSICIANS OF NORTH PORT PA			1	100%	1
QUICK CARE MED WALK IN AND URGENT CARE			1	100%	1
MEMORIAL HEALTH UNIVERSITY MEDICAL CENTER			1	100%	1
Waters of Covington		1			1
Rio Grande City Nursing and Rehab Center			1	100%	1
OMAHA VA MEDICAL CENTER			1	100%	1
MALUHIA		1			1
Trucare Living Centers - Columbus		1			1
MINUTECLINIC, LLC #4682		1			1
ANSWERS RESOURCE FACILITY		1			1
TUNIS STREET GROUP HOME		1			1
TEXAS HEALTH ARLINGTON MEMORIAL		1			1
FALKVILLE HEALTHCARE		1			1
ADVENTHEALTH PHYSICIAN GROUP - APPLEWOOD			1	100%	1
ELEMENTS PHARMACY			1	100%	1
MEDEXPRESS URGENT CARE - ROSS TOWNSHIP		1			1
MEDICAL PAVILION CLINIC			1	100%	1

COVID-19: testing by laboratory

Data through Jan 6, 2021 verified as of Jan 7, 2021 at 09:25 AM

Data in this report are provisional and subject to change.

The numbers in the table below represent the number of Florida and non-Florida residents for whom test results were received by the Department of Health. A person can be tested by more than one laboratory and can have both positive and negative results. **Therefore, the sum of the numbers in each column will be larger than the total number of people tested.**

Reporting lab	Inconclusive	Negative	Positive	Percent positive	Total
LABCORP OF AMERICA HOLDINGS		1			1
Eddy Memorial Geriatric Center		1			1
CITRONELLE HEALTH AND REHABILITATION CENTER		1			1
CLERMONT PEDIATRICS, PA			1	100%	1
FLORIDA CLINICAL RESEARCH CENTER, LLC			1	100%	1
PEDIATRIC ASSOCIATES - DORAL			1	100%	1
LIFELINK TRANSPLANT INSTITUTE LAB			1	100%	1
DEL PRADO MEDICAL CENTER, INC		1			1
CHOTA COMMUNITY HEALTH SERVICES		1			1
NORTH FL SOUTH GA HCS-LAKE CITY			1	100%	1
JOHNSON & JOHNSON VISION CARE-VISTAKON			1	100%	1
STEPHENS COUNTY HOSPITAL			1	100%	1
PORT ORANGE NURSING & REHAB			1	100%	1
PINELLAS CHD - CLEARWATER			1	100%	1
MINUTECLINIC, LLC #1452		1			1
BIOMAT ORLANDO		1			1
KIDSVILLE PEDIATRICS IV PA		1			1
SOUTH FLORIDA BAPTIST HOSPITAL			1	100%	1
HARBORCHASE OF VILLAGES CROSSING			1	100%	1
CLEVELAND CLINIC OHIO LABORATORIES			1	100%	1
SOUTHEAST MISSOURI HOSPITAL		1			1
VILLAGES HEALTH SYSTEM, LLC, THE			1	100%	1
BSA PHYSICIANS GROUP, INC D/B/A BSA FAMILY MEDICAL			1	100%	1
OLEAN GENERAL HOSPITAL		1			1
STAT MEDICAL CLINIC III INC		1			1
FLORIDA MEDICAL CLINIC, LLC			1	100%	1
HORIZON MEDICAL CENTER			1	100%	1
Kingston Care Center of Fort Wayne		1			1
ORLANDO PHYSICIAN NETWORK		1			1
WYOMING COUNTY DEPARTMENT OF HEALTH		1			1
SPINE & PAIN CONSULTANT PLLC		1			1
Heritage Health of Peru			1	100%	1
The Evangelical Lutheran Good Samaritan Society Prescott Village		1			1
UHEALTH CORAL SPRINGS			1	100%	1
MEDEXPRESS URGENT CARE - HADLEY		1			1
FREDERICK AVENUE GROUP HOME		1			1
Cornerstone at the Ranch		1			1
LSU MEDICAL CENTER			1	100%	1
MIAMI-DADE COUNTY HEALTH DEPT.		1			1
Harris Hill Nursing Facility		1			1
MC DIAGNOSTIC OF CONNECTICUT, PC #114		1			1
CITRUS HEALTH NETWORK INC			1	100%	1
TREASURE COAST MEDICAL CONCIERGE LLC			1	100%	1
BROOKDALE PALM COAST		1			1
CULVER CITY URGENT CARE			1	100%	1
DECATUR MORGAN HOSPITAL - DECATUR GENE		1			1
TMH PHYSICIAN PARTNERS			1	100%	1

COVID-19: testing by laboratory

Data through Jan 6, 2021 verified as of Jan 7, 2021 at 09:25 AM

Data in this report are provisional and subject to change.

The numbers in the table below represent the number of Florida and non-Florida residents for whom test results were received by the Department of Health. A person can be tested by more than one laboratory and can have both positive and negative results. **Therefore, the sum of the numbers in each column will be larger than the total number of people tested.**

Reporting lab	Inconclusive	Negative	Positive	Percent positive	Total
WILSON MEMORIAL HOSPITAL			1	100%	1
NORTHEAST TEXAS DIALYSIS		1			1
ST. MICHAEL'S ELITE HOSPITAL			1	100%	1
ORLANDO HEALTH PHYSICIAN GROUP			1	100%	1
COVENANT HEALTH		1			1
BROOKS -TLC HOSPITAL SYSTEM			1	100%	1
PORTSMOUTH REG. HOSPITAL			1	100%	1
NONA MEDICAL ARTS		1			1
ACCESS MEDICAL GROUP OF TAMPA INC			1	100%	1
BROOKDALE PALM BEACH GARDENS			1	100%	1
FLORIDA PRIMARY CARE AND SPORTS MEDICINE INC			1	100%	1
GOOD SAMARITAN SOCIETY - DE SMET		1			1
ORMC-ARDEN/EOI			1	100%	1
MEDEXPRESS URGENT CARE - BENTON		1			1
DEVLIN MANOR NURSING AND REHABILITATION		1			1
MARYLAND DEPARTMENT OF HEALTH AND MENTAL HYGIENE			1	100%	1
VA OUTPATIENT PHARMACY			1	100%	1
ADVANCED URGENT CARE CENTER			1	100%	1
LAKE PEDIATRICS			1	100%	1
BAPTIST EMERGENCY HOSPITAL KELLY			1	100%	1
SYNERGENE LABORATORY			1	100%	1
CSL PLASMA LAB			1	100%	1
NEW ERA COMMUNITY HEALTH CENTER LLC		1			1
AFFILIATED LABORATORIES INC			1	100%	1
BERGEN NEW BRIDGE M		1			1
SOUTHWEST FLORIDA DIVISION LAB			1	100%	1
MID FLORIDA BIOLOGICALS			1	100%	1
Valley Center (WV)			1	100%	1
ST VINCENT'S AMBULATORY CARE INC			1	100%	1
ST GERARD'S COMMUNITY OF CARE		1			1
CRUSADER COMMUNITY HEALTH			1	100%	1
WALGREENS #01398			1	100%	1
MCH PHYSICIANS GROUP			1	100%	1
PRIMARY CARE & PEDIATRICS - SHEPHERSTOWN		1			1
GRAND VIEW HOSPITAL			1	100%	1
LAWRENCE GENERAL HOSPITAL			1	100%	1
LAKE CONWAY URGENT CARE LLC		1			1
CARE CENTERS OF NASSAU, LLC - HENDRICKS RD		1			1
MAURY REGIONAL MEDICAL CENTER		1			1
Falmouth By The Sea			1	100%	1
Community Compassion Center of Batesville			1	100%	1
TAMPA HEALTH CARE PROVIDERS PA		1			1
MEDEXPRESS URGENT CARE-MEADVILLE			1	100%	1
CARESPOT EXPRESS HEALTHCARE BOYNTON BEACH			1	100%	1
MINUTECLINIC DIAG OF IND LLC #1367		1			1
SACRED HEART HEALTH SYSTEM- MIDWIFE PROGRAM			1	100%	1
MEDEXPRESS - WILMINGTON CONCORD PIKE		1			1

COVID-19: testing by laboratory

Data through Jan 6, 2021 verified as of Jan 7, 2021 at 09:25 AM

Data in this report are provisional and subject to change.

The numbers in the table below represent the number of Florida and non-Florida residents for whom test results were received by the Department of Health. A person can be tested by more than one laboratory and can have both positive and negative results. **Therefore, the sum of the numbers in each column will be larger than the total number of people tested.**

Reporting lab	Inconclusive	Negative	Positive	Percent positive	Total
NEVADA DEPARTMENT OF HEALTH AND HUMAN SERVICES			1	100%	1
Strasburg Care Center		1			1
BOND COUNTY HEALTH DEPARTMENT			1	100%	1
Shoreline Care Center			1	100%	1
Bethel Lutheran Nursing & Rehabilitation Center		1			1
Memorial Health Care Center			1	100%	1
SANITAS RESEARCH LLC			1	100%	1
MOUNT SINAI COMPREHENSIVE CANCER CENTER			1	100%	1
LOWER KEYS COMMUNITY HEALTH CENTER			1	100%	1
REFERENCE LABORATORY			1	100%	1
HOLLAND COMMUNITY HOSPITAL		1			1
GOSHEN HOSPITAL			1	100%	1
ORANGE PEDIATRICS PA			1	100%	1
BOCA CIEGA CENTER			1	100%	1
BLANCHARD VALLEY HOSPITAL LABORATORY			1	100%	1
SYCAMORE MEDICAL CENTER-KETTERING HEALTH NETWORK			1	100%	1
MEDEXPRESS URGENT CARE - DERBY N ROCK		1			1
C V S / PHARMACY #4396		1			1
MONMOUTH MEDICAL CENTER		1			1
PRIMEX CLINICAL LABORATORIES INC			1	100%	1
MINUTECLINIC DIAGNOSTIC OF TN PC #240		1			1
THE MEDICAL CENTER AT BOWLING GREEN			1	100%	1
NEMOURS CHILDRENS PRIMARY CARE CLERMONT			1	100%	1
MINUTECLINIC DIAGNOSTIC OF TN, PC 6304		1			1
LEGACY AT HIGHWOODS PRESERVE		1			1
UNIVERSITY OF IOWA HOSPITALS & CLINICS			1	100%	1
MAYO CLINICAL LABORATORIES		1			1
CAREWELL URGENT CARE FITCHBURG			1	100%	1
FAYETTE MEDICAL CENTER LAB		1			1
Lenox on the Lake			1	100%	1
LAKE MARY OPTUM FLORIDA			1	100%	1
MAYO CLINIC OUTPATIENT DIALYSIS CENTER			1	100%	1
QUALITY CLINICAL LAB LLC			1	100%	1
OCALA REGIONAL DIALYSIS- NORTH			1	100%	1
OAK HAVEN REHAB AND NURSING CENTER			1	100%	1
Sears Coastal Nursing and Rehab		1			1
PUBLIX PHARMACY #0332		1			1
SISTERS MISSION			1	100%	1
HAVASU REGIONAL MEDICAL CENTER			1	100%	1
MEDEXPRESS URGENT CARE - PATRICK STREE			1	100%	1
EDWARD HOSPITAL			1	100%	1
COASTAL SKIN SURGERY AND DERMATOLOGY PL		1			1
MEDERI CARETENDERS VS OF SE FL LLC DBA			1	100%	1
MEDEXPRESS URGENT CARE - DANVILLE		1			1
WARD MEMORIAL HOSPITAL		1			1
PALM WEST INTERNIST PA			1	100%	1
APOLLOMDX LLC			1	100%	1

COVID-19: testing by laboratory

Data through Jan 6, 2021 verified as of Jan 7, 2021 at 09:25 AM

Data in this report are provisional and subject to change.

The numbers in the table below represent the number of Florida and non-Florida residents for whom test results were received by the Department of Health. A person can be tested by more than one laboratory and can have both positive and negative results. **Therefore, the sum of the numbers in each column will be larger than the total number of people tested.**

Reporting lab	Inconclusive	Negative	Positive	Percent positive	Total
UNITED HEALTHCARE			1	100%	1
TITUSVILLE TOWERS ASSISTED LIVING		1			1
SAINT ALPHONSUS REGIONAL MEDICAL CENTER			1	100%	1
MAHONEY PEDIATRICS PA			1	100%	1
AKRON GENERAL MEDICAL CENTER MAIN		1			1
TRIPLE O MEDICAL SERVICES INC			1	100%	1
DIXITKUMAR N MODI MD PA			1	100%	1
SUSAN F. WILLIAMS M.D., P.A.			1	100%	1
DAUGHTERS OF SARAH NURSING CENTER		1			1
WALKIN MEDICAL URGENT CARE,NEW CITY			1	100%	1
BARRINGTON TERRACE NAPLES			1	100%	1
FLORIDA DEPARTMENT OF HEALTH PALM BEACH COUNTY			1	100%	1
Kroger - KRO70600172		1			1
WALGREENS #06025		1			1
MANASOTA PEDIATRICS			1	100%	1
MINUTE CLINIC INCORPORTE		1			1
WELLCARE URGENT CARE			1	100%	1
CAH ACQUISITION COMPANY 11 LLC			1	100%	1
ST PETE DIRECT PRIMARY CARE		1			1
INTEGRATED GENETICS SEQUENOM		1			1
FLORIDA HOSPITAL TRANSPLANT CENTER		1			1
CORIZON HEALTH INC			1	100%	1
ST JOHNS EPISCOPAL HOSPITAL SOUTH SHORE		1			1
NORTH CAROLINA STATE LABORATORY OF PUBLIC HEALTH, SPECTRUM LAB NETWORK			1	100%	1
PULMONARY MEDICINE		1			1
PENNY PEDIATRICS		1			1
Kroger 717 - The Little Clinic Dolphin Drive			1	100%	1
MERCY – NORTH IOWA			1	100%	1
OMNI HEALTHCARE URGENT CARE			1	100%	1
BAYFRONT HEAL WOUND CARE AND HYPERBARIC CENTER			1	100%	1
Ash Flat Healthcare and Rehabilitation Center			1	100%	1
OHIO VALLEY MANOR NURSING &		1			1
Aspire Physical Recovery Center at Cahaba River		1			1
GENESIS FAMILY PRACTICE			1	100%	1
PEACHEALTH LABORATORIES		1			1
FAMILY MEDICAL CENTERS			1	100%	1
NORTH WEST FLORIDA DIAGNOSTIC ENOCRINOLOGY CLINIC			1	100%	1
INDIAN RIVER CLINICAL LABORATORY, INC.		1			1
Birmingham Nursing & Rehab Center		1			1
Signature Healthcare of Savannah		1			1
LABORATORIO MEDICO CENTRAL CONDOMINO MD			1	100%	1
HEALTH PLUS SUNRISE MEDICAL OFFICE			1	100%	1
CONCIERGE INTERNAL MEDICINE ASSOCIATES			1	100%	1
UF HEALTH - WILDLIGHT			1	100%	1
PM PEDIATRICS PC			1	100%	1
PRIMACARE MEDICAL LAKEWOOD			1	100%	1
MEDEXPRESS URGENT CARE - WALDORF, CRAIN HWY		1			1

COVID-19: testing by laboratory

Data through Jan 6, 2021 verified as of Jan 7, 2021 at 09:25 AM

Data in this report are provisional and subject to change.

The numbers in the table below represent the number of Florida and non-Florida residents for whom test results were received by the Department of Health. A person can be tested by more than one laboratory and can have both positive and negative results. **Therefore, the sum of the numbers in each column will be larger than the total number of people tested.**

Reporting lab	Inconclusive	Negative	Positive	Percent positive	Total
COVID RAPID LABS			1	100%	1
LOPEZ		1			1
VIVIAN SIMMONS FAMILY PRACTICE			1	100%	1
CELEBRATION FAMILY PHYSICIANS LLC			1	100%	1
CLINICAL TRIALS OF TAMPA LLC		1			1
SOUTH FLORIDA URGENT CARE CENTERS, LLC			1	100%	1
COMMUNITY			1	100%	1
SOUTHWEST REGIONAL PCR LABORATORY			1	100%	1
OSF ST JOSEPH MEDICAL CENTER			1	100%	1
LAKE LURE HEALTH CENTER			1	100%	1
STATE OF FLORIDA			1	100%	1
Lenbrook		1			1
HAWAII DEPARTMENT OF HEALTH LAB			1	100%	1
RHODE ISLAND DEPARTMENT OF HEALTH LABORATORIES			1	100%	1
LAKE COMMUNITY ACTION AGENCY		1			1
DUKE UNIVERSITY POINT OF CARE TESTING PROGRAM			1	100%	1
HENRICO DOCTOR'S LABORATORY			1	100%	1
CAROMONT HEALTH			1	100%	1
FULGENT GENETICS HOUSTON		1			1
IVAN, MAYA			1	100%	1
GRAND VILLA OF PINELLAS PARK			1	100%	1
ADVENTHEALTH MEDICAL GROUP FAMILY MEDICINE AT RDV		1			1
ADVENTHEALTH MEDICAL GROUP FAMILY AND INTERNAL			1	100%	1
LEELANAU OPCO, LLC		1			1
BLOOD SYSTEMS LABORATORIES			1	100%	1
BAYCARE OUTREACH LAB			1	100%	1
GOOD SAMARITAN SOCIETY-FOREST CITY		1			1
SOUTHERN SPRINGS HEALTH CARE		1			1
FRESENIUS SOUTH FORT MYERS		1			1
MINUTECLINIC DIAGNOSTIC OF OHIO #3407		1			1
ADVENTHEALTH IMAGING LAKE NONA			1	100%	1
ST. LUKE'S HOSPITAL			1	100%	1
Integrity Healthcare of Carbondale			1	100%	1
Macon Valley Nursing and Rehabilitation Center		1			1
MADISON AT OVIEDO			1	100%	1
MINUTECLINIC DIAG OF IND, LLC #4368		1			1
CONTINENTAL HOME HEALTH CARE INC			1	100%	1
THOMAS HOSPITAL			1	100%	1
LabCorp L#09258295 M#09258285			1	100%	1
Rehab Select of Talladega		1			1
Community Care Center of Heritage House, LLC			1	100%	1
SMITH NORTHVIEW HOSPITAL LAB			1	100%	1
UNIVERSITY OF NORTH CAROLINA HOSPITALS			1	100%	1
ESOTERIC LAB			1	100%	1
NEW YORK PRESBYTERIAN HOSPITAL			1	100%	1
MINUTECLINIC # 21110			1	100%	1
A.G. Rhodes		1			1

COVID-19: testing by laboratory

Data through Jan 6, 2021 verified as of Jan 7, 2021 at 09:25 AM

Data in this report are provisional and subject to change.

The numbers in the table below represent the number of Florida and non-Florida residents for whom test results were received by the Department of Health. A person can be tested by more than one laboratory and can have both positive and negative results. **Therefore, the sum of the numbers in each column will be larger than the total number of people tested.**

Reporting lab	Inconclusive	Negative	Positive	Percent positive	Total
The Center at Centennial			1	100%	1
Hillside Manor Rehabilitation and Extended Care Center		1			1
ALLEGANY COUNTY DEPARTMENT OF HEALTH		1			1
AURORA CONSOLIDATED LABORATORY			1	100%	1
MEDEXPRESS URGENT CARE - BROOKHAVEN		1			1
DISCOVERY VILLAGE AT DEERWOOD			1	100%	1
VAULT MEDICAL SERVICES			1	100%	1
TENNOVA ER - SANGO			1	100%	1
PALM BEACH COUNTY HEALTH DEPT.			1	100%	1
NORWALK HOSPITAL			1	100%	1
QC LABORATORY			1	100%	1
MEDONE URGENT CARE			1	100%	1
ARDEN COURTS OF LELY PALMS			1	100%	1
Chateau Living Center			1	100%	1
MEDEXPRESS URGENT CARE - WESTFIELD, E MAIN ST			1	100%	1
RIVERSIDE REGIONAL MED CENTER			1	100%	1
RAJ K PAI MD PA			1	100%	1
CHI ST. LUKE'S HEALTH BCM MEDICAL CENTER			1	100%	1
SPECTRUM LABORATORY			1	100%	1
West Bay of Tampa Center			1	100%	1
ENCOMPASS HEALTH REHABILITATION HOSPITAL OF LARGO			1	100%	1
MANOR CARE OF DELRAY BEACH FL LLC		1			1
ST. JOHN HOSPITAL & MEDICAL CENTER			1	100%	1
BUFFALO CROSSINGS HEALTHCARE AND REHABILITATION CENTER			1	100%	1
HILTON HEAD HOSPITAL/INPATIENT			1	100%	1
MARINA DEL REY HOSPITAL LAB			1	100%	1
CORNERSTONE PEDIATRICS			1	100%	1
KNOX COMMUNITY HOSPITAL			1	100%	1
FHPG SURGICAL ASSOCIATES OF EAST PASCO			1	100%	1
TITUSVILLE CENTER FOR SURGICAL EXCELLENCE LLC		1			1
ADVANCE FAMILY PRACTICE LLC			1	100%	1
NICKLAUS CHILDREN'S DORAL OUTPATIENT CENTER			1	100%	1
AVERA ST. MARY'S HOSPITAL			1	100%	1
CARE POINT HEALTH AND WELLNESS CENTER		1			1
HALIFAX HEALTH PRIMARY CARE ORMOND			1	100%	1
BIOMERIEUX			1	100%	1
SIGNATURE CARE MEMORIAL CITY			1	100%	1
MARYLAND DEPARTMENT OF HEALTH AND MENTAL HYGIENE-LABORATORIES			1	100%	1
MEDEXPRESS URGENT CARE, EDWARDSVILLE		1			1
MAYO CLINIC BEACHES PRIMARY CARE CTR		1			1
BROWARD TRANSITIONAL CENTER			1	100%	1
SHAMRA MEDICAL LABORATORY			1	100%	1
SKY RIDGE MEDICAL CENTER - MICRO			1	100%	1
FIU HEALTH CARE CENTER			1	100%	1
MANSFIELD MEDICAL LODGE			1	100%	1
BROOKDALE LAKE TAVARES			1	100%	1
TRUMAN MEDICAL CENTER - HOSPITAL HILL			1	100%	1

COVID-19: testing by laboratory

Data through Jan 6, 2021 verified as of Jan 7, 2021 at 09:25 AM

Data in this report are provisional and subject to change.

The numbers in the table below represent the number of Florida and non-Florida residents for whom test results were received by the Department of Health. A person can be tested by more than one laboratory and can have both positive and negative results. **Therefore, the sum of the numbers in each column will be larger than the total number of people tested.**

Reporting lab	Inconclusive	Negative	Positive	Percent positive	Total
ALPHA CLINICAL LABORATORY CORP.			1	100%	1
MINUTECLINIC DIAGNOSTIC OF OHIO #4401		1			1
PATHOLOGY		1			1
EASTSIDE URGENT CARE			1	100%	1
CORNERSTONE OF RECOVERY INC		1			1
HIBISCUS COURT			1	100%	1
FLORIDA DEPARTMENT OF HEALTH IN CITRUS COUNTY		1			1
Iron County Medical Care Facility		1			1
LEE MEMORIAL HOSPITAL OUTPATIENT SURGERY CENTER			1	100%	1
HAWKEYE CARE CENTER DUBUQUE		1			1
ORMOND MEDICAL ARTS FAMILY PRACTICE PL			1	100%	1
ORLANDO HEALTH PHYSICIAN GROUP INC			1	100%	1
Regency Square			1	100%	1
PEDIATRIC ASSOCIATES - MIAMI LAKES		1			1
WATERS EDGE ELEMENTARY SCHOOL			1	100%	1
GOSHEN MEDICAL CENTER			1	100%	1
Long Beach Care Center			1	100%	1
NORDX			1	100%	1
APS-SUMMIT CARE PHARMACY, LLC DBA OMNICARE		1			1
MINUTECLINIC DIAGNOSTICS OF OKLAHOMA		1			1
ST LUKES SURGICAL AT THE VILLAGES INC			1	100%	1
Kroger - KR070300083			1	100%	1
WELLMED AT LINEBAUGH AVE			1	100%	1
HAMILTON CI MAIN UNIT ANNEX/ WORK CAMP			1	100%	1
SOUTHERN HILLS MEDICAL CENTER			1	100%	1
JUPITER PEDIATRIC ASSOCIATES, PA			1	100%	1
FLORIDA MEDICAL CENTER			1	100%	1
FLORIDA KEYS PED AND ADOLES CTR			1	100%	1
DOCTORS CARE - AIKEN MALL			1	100%	1
Southwest Louisiana Veterans Home			1	100%	1
MERITUS MEDICAL CENTER			1	100%	1
MISSOURI DEPARTMENT OF HEALTH AND SENIOR SERVICES - STATE PH LAB		1			1
HERNANDO CHILDREN'S			1	100%	1
ANY LAB TEST FAST CORP			1	100%	1
XSTREMEMD			1	100%	1
PATHWAY PHARMACY			1	100%	1
OPTUM OF HIALEAH		1			1
KINGWOOD EMERGENCY HOSPITAL			1	100%	1
BODYK			1	100%	1
OPP HEALTH AND REHABILITATION		1			1
VIRGINIA UROLOGY		1			1
ADVENTHEALTH MEDICAL GROUP COMMUNITY MEDICINE			1	100%	1
MID-FLORIDA CANCER CENTERS		1			1
UMMC MIDTOWN CAMPUS			1	100%	1
PLEASANT RIDGE MANOR WEST		1			1
INHEALTH LIFE SCIENCES LLC			1	100%	1
CHP COVID-19 (TX)			1	100%	1

COVID-19: testing by laboratory

Data through Jan 6, 2021 verified as of Jan 7, 2021 at 09:25 AM

Data in this report are provisional and subject to change.

The numbers in the table below represent the number of Florida and non-Florida residents for whom test results were received by the Department of Health. A person can be tested by more than one laboratory and can have both positive and negative results. **Therefore, the sum of the numbers in each column will be larger than the total number of people tested.**

Reporting lab	Inconclusive	Negative	Positive	Percent positive	Total
PCR DIAGNOSTICS			1	100%	1
KIDSVILLE PEDIATRICS III PA			1	100%	1
FAMILY PRACTICE ASSOCIATES		1			1
CARESPOT URGENT CARE		1			1
ELITE CARE			1	100%	1
ILLINOIS DEPT OF PUBLIC HEALTH LABS			1	100%	1
CONVENIENT MEDICAL AND HEALTH SERVICES			1	100%	1
MORNINGSIDE NURSING AND REHABILITATION		1			1
RM PHARMACY SERVICES INC		1			1
ATRIA TAMARAC			1	100%	1
CLERMONT HEALTH DEPARTMENT			1	100%	1
ST MARY'S OF SAGINAW		1			1
BERKSHIRE MEDICAL CENTER			1	100%	1
UMHC HOLLYWOOD LABORATORY			1	100%	1
MEDEXPRESS URGENT CARE - CONWAY		1			1
MEMORIAL HOSPITAL OF TAMPA			1	100%	1
JACK M MATHENY II MD			1	100%	1
Alden North Shore			1	100%	1
DE TAR HOSPITAL			1	100%	1
HACKENSACK UNIVERSITY MEDICAL CENTER		1			1
MEDEXPRESS URGENT CARE - RUSSELLVILLE, W MAIN ST		1			1
HELEN HAYES HOSPITAL LABORATORY		1			1
MEDICAL ASSOCIATES OF PINELLAS - LAB			1	100%	1
ISLANDS ASSISTED LIVING FACILITY,THE			1	100%	1
MIDDLEBURG PEDIATRICS			1	100%	1
MERCYONE DES MOINES MEDICAL CENTER			1	100%	1
ANDREWS INSTITUTE AMBULATORY SURGERY CENTER		1			1
HARDEE COUNTY FIRE RESCUE		1			1
Garden Isle Healthcare and Rehabilitation Center		1			1
INLET CONCIERGE MEDICINE			1	100%	1
AMD			1	100%	1
SEBRING PEDIATRICS LLC			1	100%	1
UNIVERISTY OF MIAMI			1	100%	1
ENVOY OF FORK UNION, LLC DBA ENVOY AT THE VILLAGE		1			1
NEMOURS CHILDREN'S PRIMARY CARE, ST CLOUD			1	100%	1
MIAMI VASCULAR SURGERY			1	100%	1
UNIVERSITY OF MIAMI PRIMARY CARE SITE UMHC 3039			1	100%	1
UHS BINGHAMTON GENERAL			1	100%	1
BROOKDALE ST AUGUSTINE			1	100%	1
DOCTORS CARE OF PALM COAST			1	100%	1
ACCURATE HEALTH SERVICES CORP			1	100%	1
SOUTHERN BREEZE HEALTHCARE			1	100%	1
MICROBIOLOGY DEPARTMENT			1	100%	1
The Palms Nursing and Rehabilitation		1			1
FHCP ASC - ORANGE CITY			1	100%	1
LIFESPAN HEALTH - SELMER		1			1
MERCY GENERAL HOSPITAL			1	100%	1

COVID-19: testing by laboratory

Data through Jan 6, 2021 verified as of Jan 7, 2021 at 09:25 AM

Data in this report are provisional and subject to change.

The numbers in the table below represent the number of Florida and non-Florida residents for whom test results were received by the Department of Health. A person can be tested by more than one laboratory and can have both positive and negative results. **Therefore, the sum of the numbers in each column will be larger than the total number of people tested.**

Reporting lab	Inconclusive	Negative	Positive	Percent positive	Total
Harbert Hills Academy Nursing Home		1			1
TMH FSU RAPID LABORATORY			1	100%	1
FAMILY TREE DNA			1	100%	1
NEWTON MEMORIAL HOSPITAL		1			1
Sanford Health & Rehabilitation			1	100%	1
Total	65,272	12,832,829	1,824,592	12%	14,722,693