

COVID-19: summary of cases and monitoring

Data through Jan 5, 2021 verified as of Jan 6, 2021 at 09:25 AM

Data in this report are provisional and subject to change.

Cases: people with positive PCR or antigen test result		Cases: people with positive PCR or antigen test result	
Total cases		Risk factors for Florida residents	
Florida residents	1,385,040	Traveled	11,543
Non-Florida residents	24,866	Contact with a known case	519,450
Type of testing		Traveled and contact with a known case	14,886
Florida residents	1,385,040	Neither	839,161
Positive by BPHL/CDC	50,862	No travel and no contact	162,184
Positive by commercial/hospital lab	1,334,178	Travel is unknown	493,327
PCR positive	1,174,410	Contact is unknown	310,504
Antigen positive	210,630	Contact is pending	318,914
Non-Florida residents	24,866	Travel can be unknown and contact can be unknown or pending for the same case, these numbers will sum to more than the "neither" total.	
Positive by BPHL/CDC	666		
Positive by commercial/hospital lab	24,200		
PCR positive	18,228		
Antigen positive	6,638		
Characteristics			
Florida residents hospitalized	64,321		
Florida resident deaths	22,317		
Non-Florida resident deaths	330		
Hospitalized counts include anyone who was hospitalized at some point during their illness. It does not reflect the number of people currently hospitalized.			
More information on deaths identified through death certificate data is available on the National Center for Health Statistics website at www.cdc.gov/nchs/nvss/vsrr/COVID19/index.htm .			

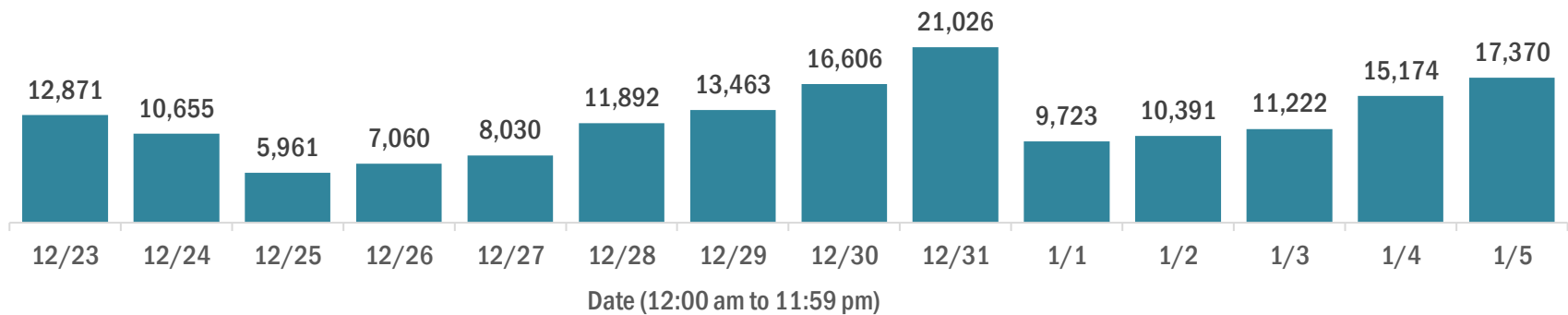
COVID-19: summary of laboratory testing

Data through Jan 5, 2021 verified as of Jan 6, 2021 at 09:25 AM

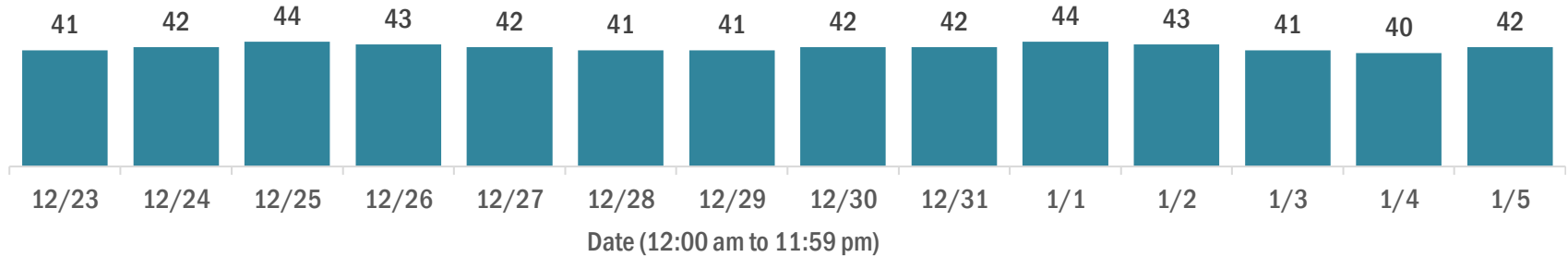
Data in this report are provisional and subject to change.

Cases in Florida residents per day for the past 2 weeks

Number of cases per day



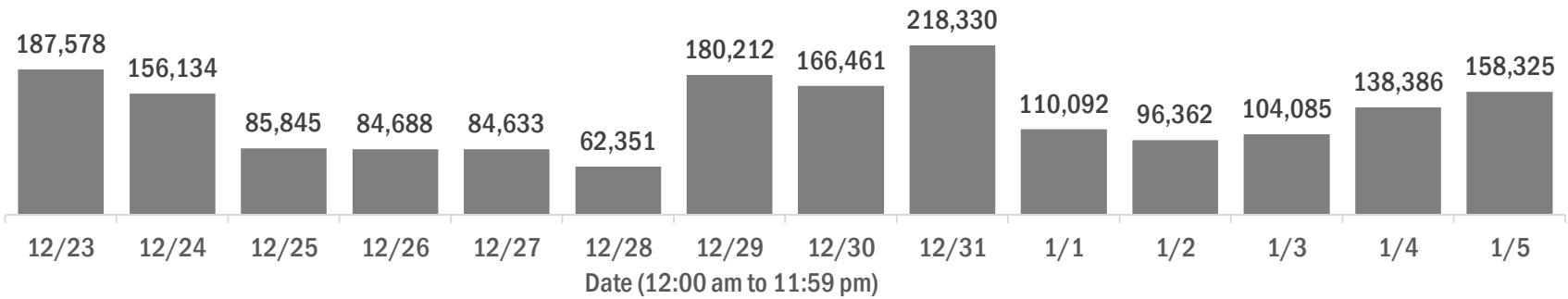
Median age of cases by day



Laboratory testing for Florida residents over the past 2 weeks

Number of Florida residents tested per day

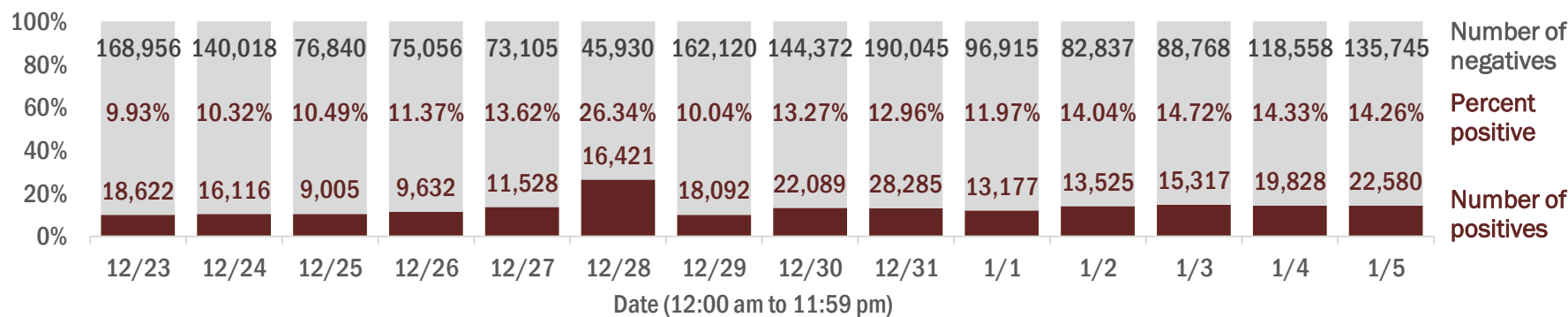
These counts include the number of people for whom the Department received PCR or antigen laboratory results by day. People tested on multiple days will be included for each day a new result was received. A person is only counted once for each day they are tested, regardless of whether multiple specimens are tested or multiple results are received.



Number and percent of Florida residents with positive test results

The percent of positive results ranged from 9.93% to 26.34% over the past 2 weeks and was 14.26% yesterday.

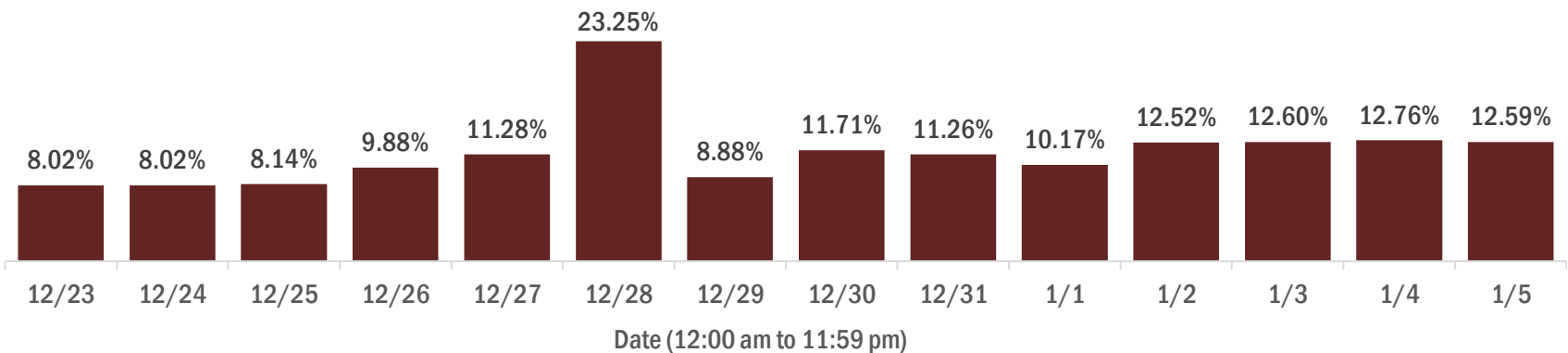
These counts include the number of people for whom the Department received PCR or antigen laboratory results by day. People tested on multiple days will be included for each day a new result was received. A person is only counted once for each day they are tested, regardless of whether multiple specimens are tested or multiple results are received. If a person has a positive specimen and a negative specimen in the same day, only the positive result is counted.



Percent positivity for new cases in Florida residents

The percent of positive results ranged from 8.02% to 23.25% over the past 2 weeks and was 12.59% yesterday.

This percent is the number of people who test PCR- or antigen-positive for the first time divided by all the people tested that day, excluding people who have previously tested positive.



COVID-19: characteristics of 1,385,040 Florida resident cases

Data through Jan 5, 2021 verified as of Jan 6, 2021 at 09:25 AM

Data in this report are provisional and subject to change.

Age group	Cases		Hospitalizations		Deaths	
0-4 years	25,070	<div><div></div></div> 2%	426	<div><div></div></div> 1%	0	0%
5-14 years	74,521	<div><div></div></div> 5%	391	<div><div></div></div> 1%	5	0%
15-24 years	215,343	<div><div></div></div> 16%	1,662	<div><div></div></div> 3%	34	0%
25-34 years	247,264	<div><div></div></div> 18%	3,357	<div><div></div></div> 5%	123	1%
35-44 years	216,699	<div><div></div></div> 16%	5,066	<div><div></div></div> 8%	359	2%
45-54 years	213,312	<div><div></div></div> 15%	7,680	<div><div></div></div> 12%	864	4%
55-64 years	182,059	<div><div></div></div> 13%	11,115	<div><div></div></div> 17%	2,438	11%
65-74 years	114,254	<div><div></div></div> 8%	13,099	<div><div></div></div> 20%	4,733	21%
75-84 years	63,775	<div><div></div></div> 5%	12,762	<div><div></div></div> 20%	6,677	30%
85+ years	31,600	<div><div></div></div> 2%	8,758	<div><div></div></div> 14%	7,084	32%
Unknown	1,143	<div><div></div></div> 0%	5	<div><div></div></div> 0%	0	0%
Total	1,385,040		64,321		22,317	

Gender	Cases	
Female	720,095	<div><div></div></div> 52%
Male	655,238	<div><div></div></div> 47%
Unknown	9,707	<div><div></div></div> 1%
Total	1,385,040	

Ethnicity	Cases		Hospitalizations		Deaths	
Hispanic	434,292	<div><div></div></div> 31%	17,016	<div><div></div></div> 26%	5,369	<div><div></div></div> 24%
Non-Hispanic	639,940	<div><div></div></div> 46%	44,009	<div><div></div></div> 68%	15,403	<div><div></div></div> 69%
Unknown	310,808	<div><div></div></div> 22%	3,296	<div><div></div></div> 5%	1,545	<div><div></div></div> 7%
Total	1,385,040		64,321		22,317	

Race and ethnicity	Cases		Hospitalizations		Deaths	
White	744,515	<div><div></div></div> 54%	41,089	<div><div></div></div> 64%	16,001	<div><div></div></div> 72%
Hispanic	288,797	<div><div></div></div> 21%	11,972	<div><div></div></div> 19%	4,249	<div><div></div></div> 19%
Non-Hispanic	400,393	<div><div></div></div> 29%	27,791	<div><div></div></div> 43%	11,011	<div><div></div></div> 49%
Unknown	55,325	<div><div></div></div> 4%	1,326	<div><div></div></div> 2%	741	<div><div></div></div> 3%
Black	182,608	<div><div></div></div> 13%	13,804	<div><div></div></div> 21%	3,815	<div><div></div></div> 17%
Hispanic	10,260	<div><div></div></div> 1%	565	<div><div></div></div> 1%	145	<div><div></div></div> 1%
Non-Hispanic	156,617	<div><div></div></div> 11%	12,936	<div><div></div></div> 20%	3,525	<div><div></div></div> 16%
Unknown	15,731	<div><div></div></div> 1%	303	<div><div></div></div> 0%	145	<div><div></div></div> 1%
Other race	196,455	<div><div></div></div> 14%	7,446	<div><div></div></div> 12%	1,781	<div><div></div></div> 8%
Hispanic	100,328	<div><div></div></div> 7%	4,055	<div><div></div></div> 6%	833	<div><div></div></div> 4%
Non-Hispanic	66,904	<div><div></div></div> 5%	3,059	<div><div></div></div> 5%	792	<div><div></div></div> 4%
Unknown	29,223	<div><div></div></div> 2%	332	<div><div></div></div> 1%	156	<div><div></div></div> 1%
Unknown race	261,462	<div><div></div></div> 19%	1,982	<div><div></div></div> 3%	720	<div><div></div></div> 3%
Hispanic	34,907	<div><div></div></div> 3%	424	<div><div></div></div> 1%	142	<div><div></div></div> 1%
Non-Hispanic	16,026	<div><div></div></div> 1%	223	<div><div></div></div> 0%	75	<div><div></div></div> 0%
Unknown	210,529	<div><div></div></div> 15%	1,335	<div><div></div></div> 2%	503	<div><div></div></div> 2%
Total	1,385,040		64,321		22,317	

Hospitalization counts include anyone who was hospitalized at some point during their illness. It does not reflect the number of people currently hospitalized. **Other race** includes any person with a race of American Indian/Alaskan native, Asian, native Hawaiian/Pacific Islander, or other.

COVID-19: deaths in Florida residents and staff of long-term care facilities

Data through Jan 5, 2021 verified as of Jan 6, 2021 at 09:25 AM

Data in this report are provisional and subject to change.

For current cases in residents or staff of long-term care facilities, please visit: <https://floridahealthcovid19.gov/>

County	Deaths		County	Deaths		County	Deaths	
Dade	910	<div></div> 11%	Citrus	122	<div></div> 1%	Gilchrist	15	<div></div> 0%
Palm Beach	836	<div></div> 10%	Hernando	122	<div></div> 1%	Calhoun	12	<div></div> 0%
Pinellas	710	<div></div> 8%	Osceola	108	<div></div> 1%	Gadsden	12	<div></div> 0%
Broward	518	<div></div> 6%	Charlotte	101	<div></div> 1%	Washington	12	<div></div> 0%
Hillsborough	453	<div></div> 5%	Indian River	81	<div></div> 1%	Baker	10	<div></div> 0%
Polk	367	<div></div> 4%	Clay	79	<div></div> 1%	Gulf	10	<div></div> 0%
Lee	296	<div></div> 4%	Jackson	78	<div></div> 1%	Jefferson	10	<div></div> 0%
Brevard	293	<div></div> 3%	Leon	63	<div></div> 1%	Holmes	8	<div></div> 0%
Sarasota	285	<div></div> 3%	Suwannee	56	<div></div> 1%	Lafayette	8	<div></div> 0%
Duval	280	<div></div> 3%	St. Johns	55	<div></div> 1%	Desoto	5	<div></div> 0%
Orange	263	<div></div> 3%	Highlands	54	<div></div> 1%	Bradford	4	<div></div> 0%
Volusia	214	<div></div> 3%	Bay	52	<div></div> 1%	Levy	4	<div></div> 0%
St. Lucie	199	<div></div> 2%	Alachua	42	<div></div> 1%	Flagler	3	<div></div> 0%
Marion	196	<div></div> 2%	Columbia	38	<div></div> 0%	Monroe	3	<div></div> 0%
Seminole	187	<div></div> 2%	Sumter	33	<div></div> 0%	Taylor	3	<div></div> 0%
Escambia	171	<div></div> 2%	Santa Rosa	29	<div></div> 0%	Hardee	2	<div></div> 0%
Manatee	155	<div></div> 2%	Nassau	28	<div></div> 0%	Wakulla	2	<div></div> 0%
Collier	150	<div></div> 2%	Putnam	22	<div></div> 0%	Dixie	1	<div></div> 0%
Pasco	147	<div></div> 2%	Hendry	20	<div></div> 0%	Liberty	1	<div></div> 0%
Okaloosa	128	<div></div> 2%	Walton	19	<div></div> 0%			
Martin	127	<div></div> 2%	Madison	18	<div></div> 0%	Total	8,372	
Lake	126	<div></div> 2%	Okeechobee	16	<div></div> 0%			

Note: cases are summarized by the county of usual residence. Residents and staff may be cases associated with facilities that are not in their county of usual residence, resulting in cases being included below for counties that do not have facilities with known cases.

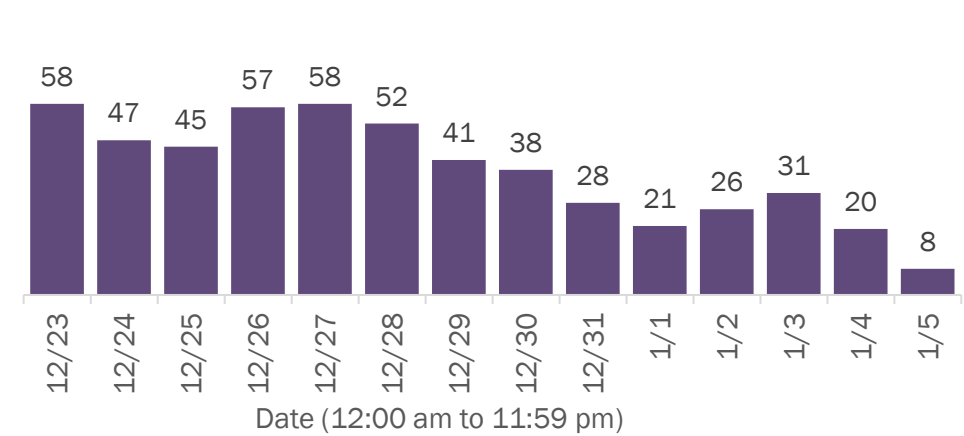
COVID-19: cases in Florida residents who have died

Data through Jan 5, 2021 verified as of Jan 6, 2021 at 09:25 AM

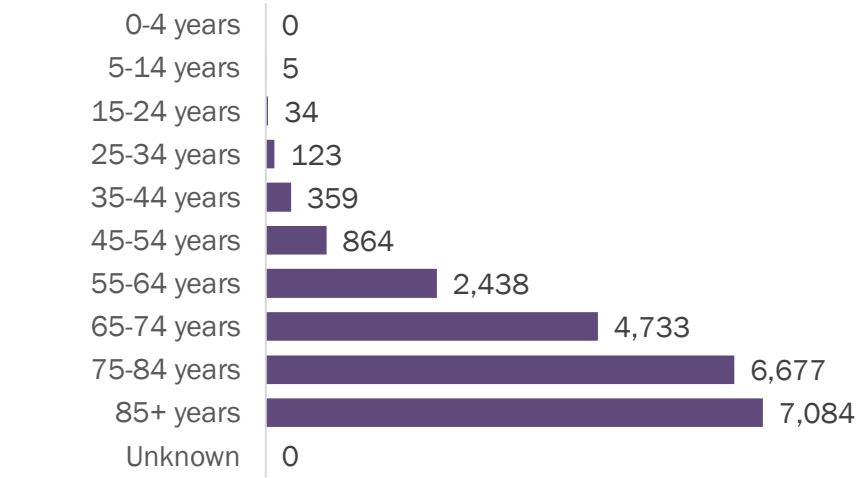
Data in this report are provisional and subject to change.

Demographics for all identified COVID-19 deaths: 22,317

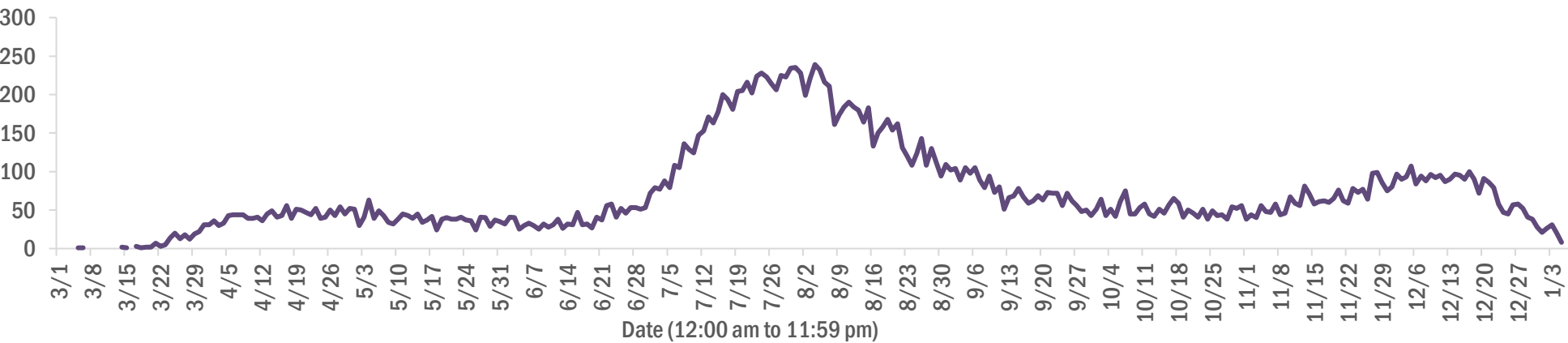
Deaths by date of death for the past 2 weeks



Deaths by age group



Deaths by date of death since March 2020



Age group	Deaths	Cases	Case fatality rate	Mortality rate per 100,000 population
0-4 years	0	25,070	0.0%	0.0
5-14 years	5	74,521	0.0%	0.2
15-24 years	34	215,343	0.0%	1.4
25-34 years	123	247,264	0.0%	4.3
35-44 years	359	216,699	0.2%	13.8
45-54 years	864	213,312	0.4%	31.0
55-64 years	2,438	182,059	1.3%	84.3
65-74 years	4,733	114,254	4.1%	195.0
75-84 years	6,677	63,775	10.5%	475.5
85+ years	7,084	31,600	22.4%	1226.6
Unknown	0	1,143	0.0%	
Total	22,317	1,385,040	1.6%	103.3

Gender	Deaths	Cases	Case fatality rate	Mortality rate per 100,000 population
Female	9,827	720,095	1.4%	89.0
Male	12,489	655,238	1.9%	118.3
Unknown	1	9,707	0.0%	
Total	22,317	1,385,040	1.6%	103.3

Race	Deaths	Cases	Case fatality rate	Mortality rate per 100,000 population
Other	1,781	196,455	0.9%	143.1
White	16,001	744,515	2.1%	95.8
Black	3,815	182,608	2.1%	104.3
Unknown	720	261,462	0.3%	
Total	22,317	1,385,040	1.6%	103.3

Ethnicity	Deaths	Cases	Case fatality rate	Mortality rate per 100,000 population
Hispanic	5,369	434,292	1.2%	94.5
Non-Hispanic	15,403	639,940	2.4%	96.7
Unknown	1,545	310,808	0.5%	
Total	22,317	1,385,040	1.6%	103.3

COVID-19: characteristics of 1,409,906 cases

Data through Jan 5, 2021 verified as of Jan 6, 2021 at 09:25 AM

Data in this report are provisional and subject to change.

Tables below include cases in Florida residents and non-Florida residents.

All 67 Florida counties have cases:

County	FL resident cases		Non-FL resident cases	Total cases	FL resident deaths	FL death rate
Dade	311,159	<div></div> 22%	3,583	314,742	4,260	1.4%
Broward	142,933	<div></div> 10%	1,657	144,590	1,890	1.3%
Palm Beach	86,383	<div></div> 6%	1,300	87,683	1,923	2.2%
Hillsborough	81,570	<div></div> 6%	687	82,257	1,102	1.4%
Orange	81,265	<div></div> 6%	890	82,155	776	1.0%
Duval	65,591	<div></div> 5%	1,056	66,647	760	1.2%
Pinellas	47,151	<div></div> 3%	1,122	48,273	1,106	2.3%
Lee	42,055	<div></div> 3%	1,272	43,327	691	1.6%
Polk	40,100	<div></div> 3%	261	40,361	814	2.0%
Osceola	26,685	<div></div> 2%	428	27,113	297	1.1%
Volusia	23,835	<div></div> 2%	370	24,205	458	1.9%
Escambia	21,459	<div></div> 2%	2,603	24,062	393	1.8%
Manatee	23,276	<div></div> 2%	414	23,690	438	1.9%
Pasco	23,382	<div></div> 2%	224	23,606	397	1.7%
Collier	22,875	<div></div> 2%	627	23,502	350	1.5%
Brevard	22,363	<div></div> 2%	306	22,669	526	2.4%
Leon	20,301	<div></div> 1%	654	20,955	177	0.9%
Sarasota	19,442	<div></div> 1%	748	20,190	514	2.6%
Seminole	19,380	<div></div> 1%	159	19,539	317	1.6%
Marion	19,131	<div></div> 1%	68	19,199	495	2.6%
Lake	16,697	<div></div> 1%	200	16,897	331	2.0%
Alachua	16,625	<div></div> 1%	179	16,804	136	0.8%
St. Lucie	15,310	<div></div> 1%	84	15,394	417	2.7%
St. Johns	14,198	<div></div> 1%	209	14,407	118	0.8%
Okaloosa	13,428	<div></div> 1%	143	13,571	238	1.8%
Bay	12,145	<div></div> 1%	509	12,654	214	1.8%
Clay	12,288	<div></div> 1%	28	12,316	193	1.6%
Santa Rosa	11,936	<div></div> 1%	152	12,088	142	1.2%
Martin	8,142	<div></div> 1%	126	8,268	211	2.6%
Charlotte	7,934	<div></div> 1%	95	8,029	246	3.1%
Hernando	7,869	<div></div> 1%	59	7,928	288	3.7%
Indian River	7,535	<div></div> 1%	70	7,605	163	2.2%
Citrus	7,089	<div></div> 1%	49	7,138	276	3.9%
Columbia	6,279	<div></div> 0%	30	6,309	119	1.9%
Sumter	5,585	<div></div> 0%	49	5,634	122	2.2%

County	FL resident cases		Non-FL resident cases	Total cases	FL resident deaths	FL death rate
Nassau	4,994	<div></div> 0%	334	5,328	68	1.4%
Highlands	5,199	<div></div> 0%	54	5,253	210	4.0%
Walton	4,713	<div></div> 0%	532	5,245	51	1.1%
Jackson	4,802	<div></div> 0%	58	4,860	120	2.5%
Monroe	4,222	<div></div> 0%	205	4,427	35	0.8%
Gadsden	4,260	<div></div> 0%	15	4,275	60	1.4%
Putnam	4,261	<div></div> 0%	14	4,275	80	1.9%
Suwannee	4,232	<div></div> 0%	26	4,258	95	2.2%
Flagler	4,037	<div></div> 0%	42	4,079	48	1.2%
Hendry	3,460	<div></div> 0%	16	3,476	52	1.5%
Unknown	239	<div></div> 0%	2,917	3,156	0	0.0%
Desoto	3,010	<div></div> 0%	17	3,027	58	1.9%
Baker	2,587	<div></div> 0%	11	2,598	37	1.4%
Okeechobee	2,565	<div></div> 0%	21	2,586	54	2.1%
Wakulla	2,290	<div></div> 0%	9	2,299	25	1.1%
Bradford	2,268	<div></div> 0%	8	2,276	24	1.1%
Hardee	2,187	<div></div> 0%	9	2,196	21	1.0%
Washington	2,066	<div></div> 0%	20	2,086	30	1.5%
Taylor	2,066	<div></div> 0%	5	2,071	27	1.3%
Levy	2,018	<div></div> 0%	9	2,027	20	1.0%
Holmes	1,797	<div></div> 0%	29	1,826	29	1.6%
Madison	1,577	<div></div> 0%	20	1,597	33	2.1%
Union	1,500	<div></div> 0%	0	1,500	65	4.3%
Lafayette	1,444	<div></div> 0%	0	1,444	21	1.5%
Gulf	1,390	<div></div> 0%	19	1,409	29	2.1%
Hamilton	1,305	<div></div> 0%	15	1,320	15	1.1%
Calhoun	1,314	<div></div> 0%	2	1,316	29	2.2%
Dixie	1,172	<div></div> 0%	3	1,175	11	0.9%
Jefferson	1,057	<div></div> 0%	20	1,077	18	1.7%
Gilchrist	1,062	<div></div> 0%	1	1,063	25	2.4%
Franklin	956	<div></div> 0%	21	977	4	0.4%
Liberty	802	<div></div> 0%	1	803	14	1.7%
Glades	792	<div></div> 0%	2	794	11	1.4%
Total	1,385,040		24,866	1,409,906	22,317	1.6%

COVID-19: characteristics of 1,385,040 Florida resident cases

Data through Jan 5, 2021 verified as of Jan 6, 2021 at 09:25 AM

Data in this report are provisional and subject to change.

The table below includes the cities and counties of residence for cases in Florida residents based on the patient's ZIP Code. Note that city is not always received as part of the initial notification and may be missing while the case is being investigated.

City and county	Cases
Miami, Dade	180,766
Jacksonville, Duval	61,449
Orlando, Orange	60,629
Tampa, Hillsborough	48,158
Hialeah, Dade	43,927
Fort Lauderdale, Broward	31,741
Hollywood, Broward	27,576
West Palm Beach, Palm Beach	20,980
Kissimmee, Osceola	20,485
Tallahassee, Leon	19,398
Naples, Collier	18,914
Homestead, Dade	18,380
Pensacola, Escambia	17,620
Saint Petersburg, Pinellas	17,608
Fort Myers, Lee	16,597
Bradenton, Manatee	15,381
Boca Raton, Palm Beach	14,845
Pompano Beach, Broward	14,542
Lakeland, Polk	14,316
Ocala, Marion	14,271
Gainesville, Alachua	13,406
Sarasota, Sarasota	12,198
Lake Worth, Palm Beach	10,671
Cape Coral, Lee	10,433
Port Saint Lucie, St. Lucie	9,973
Miramar, Broward	9,246
Clearwater, Pinellas	9,239
Miami Beach, Dade	8,743
Boynton Beach, Palm Beach	8,253
Miami Gardens, Dade	8,117
Panama City, Bay	7,742
Coral Springs, Broward	7,720
Doral, Dade	7,699
Saint Augustine, St. Johns	7,535
Melbourne, Brevard	6,813
Lehigh Acres, Lee	6,731
Winter Haven, Polk	6,712
Delray Beach, Palm Beach	6,519
Davie, Broward	6,074
Riverview, Hillsborough	6,030
Milton, Santa Rosa	5,865
Lake City, Columbia	5,791
Vero Beach, Indian River	5,771
Sunrise, Broward	5,502
Coral Gables, Dade	5,394
New Port Richey, Pasco	5,330
Fort Pierce, St. Lucie	5,230
Saint Cloud, Osceola	5,200
Largo, Pinellas	5,150
Orange Park, Clay	5,044
Daytona Beach, Volusia	5,002
Palm Bay, Brevard	4,988
Apopka, Orange	4,831
Plantation, Broward	4,774
Brandon, Hillsborough	4,716
Spring Hill, Hernando	4,635
North Miami Beach, Dade	4,556
Plant City, Hillsborough	4,470
Clermont, Lake	4,460

COVID-19: characteristics of 1,385,040 Florida resident cases

Data through Jan 5, 2021 verified as of Jan 6, 2021 at 09:25 AM

Data in this report are provisional and subject to change.

The table below includes the cities and counties of residence for cases in Florida residents based on the patient's ZIP Code. Note that city is not always received as part of the initial notification and may be missing while the case is being investigated.

City and county	Cases
Weston, Broward	4,456
Sanford, Seminole	4,258
Jupiter, Palm Beach	4,252
Deerfield Beach, Broward	4,134
Deltona, Volusia	4,105
Davenport, Polk	4,046
Port Charlotte, Charlotte	3,964
Stuart, Martin	3,895
Fort Walton Beach, Okaloosa	3,856
Winter Garden, Orange	3,810
Miami Lakes, Dade	3,795
Tamarac, Broward	3,700
Crestview, Okaloosa	3,461
Land O Lakes, Pasco	3,418
Wesley Chapel, Pasco	3,410
Palm Coast, Flagler	3,398
Live Oak, Suwannee	3,353
Coconut Creek, Broward	3,348
Palm Beach Gardens, Palm Beach	3,345
Palmetto, Manatee	3,339
Deland, Volusia	3,326
Opa Locka, Dade	3,310
Winter Park, Orange	3,257
Margate, Broward	3,204
Palm Harbor, Pinellas	3,185
Oviedo, Seminole	3,122
Wellington, Palm Beach	3,054
Middleburg, Clay	2,954
Altamonte Springs, Seminole	2,939
Arcadia, Desoto	2,933
Immokalee, Collier	2,896
Lutz, Hillsborough	2,864
Venice, Sarasota	2,857
Punta Gorda, Charlotte	2,854
North Port, Sarasota	2,848
Haines City, Polk	2,802
Sebring, Highlands	2,793
Brooksville, Hernando	2,791
Hallandale, Broward	2,779
Cutler Ridge, Dade	2,739
Leesburg, Lake	2,711
Ocoee, Orange	2,686
Port Orange, Volusia	2,650
Valrico, Hillsborough	2,637
Bonita Springs, Lee	2,608
Pembroke Pines, Broward	2,598
Seminole, Pinellas	2,579
Saint Johns, St. Johns	2,576
Okeechobee, Okeechobee	2,554
Zephyrhills, Pasco	2,428
The Villages, Sumter	2,417
Navarre, Santa Rosa	2,375
Ruskin, Hillsborough	2,331
Pinellas Park, Pinellas	2,330
Ormond Beach, Volusia	2,324
North Lauderdale, Broward	2,322
North Miami, Dade	2,314
Longwood, Seminole	2,298
Key West, Monroe	2,297

COVID-19: characteristics of 1,385,040 Florida resident cases

Data through Jan 5, 2021 verified as of Jan 6, 2021 at 09:25 AM

Data in this report are provisional and subject to change.

The table below includes the cities and counties of residence for cases in Florida residents based on the patient's ZIP Code. Note that city is not always received as part of the initial notification and may be missing while the case is being investigated.

City and county	Cases
Lake Worth Beach, Palm Beach	2,271
Windermere, Orange	2,261
Jacksonville Beach, Duval	2,259
Quincy, Gadsden	2,208
Niceville, Okaloosa	2,200
Gulf Breeze, Santa Rosa	2,146
Cantonment, Escambia	2,134
Crawfordville, Wakulla	2,083
Bartow, Polk	2,051
Palatka, Putnam	2,024
Hudson, Pasco	2,015
Casselberry, Seminole	2,000
Cocoa, Brevard	1,985
Dade City, Pasco	1,980
Green Cove Springs, Clay	1,963
Oakland Park, Broward	1,961
Perry, Taylor	1,933
Panama City Beach, Bay	1,899
North Fort Myers, Lee	1,877
Clewiston, Hendry	1,876
Marianna, Jackson	1,856
Ponte Vedra Beach, St. Johns	1,834
Fernandina Beach, Nassau	1,833
Port Richey, Pasco	1,832
Lake Mary, Seminole	1,797
Auburndale, Polk	1,788
Kissimmee, Polk	1,752
Tarpon Springs, Pinellas	1,710
Royal Palm Beach, Palm Beach	1,706
Aventura, Dade	1,694
Inverness, Citrus	1,694
Lynn Haven, Bay	1,680
Winter Springs, Seminole	1,659
Chipley, Washington	1,627
New Smyrna Beach, Volusia	1,618
Defuniak Springs, Walton	1,613
Titusville, Brevard	1,579
Wimauma, Hillsborough	1,567
Lake Wales, Polk	1,558
Belle Glade, Palm Beach	1,556
Fleming Island, Clay	1,552
Santa Rosa Beach, Walton	1,551
Estero, Lee	1,550
Merritt Island, Brevard	1,542
Parkland, Broward	1,526
Starke, Bradford	1,523
Cooper City, Broward	1,484
Labelle, Hendry	1,478
Dunedin, Pinellas	1,474
Loxahatchee, Palm Beach	1,450
Mayo, Lafayette	1,424
Crossings, Dade	1,422
Eustis, Lake	1,421
Coconut Grove, Dade	1,421
Sarasota, Manatee	1,420
Missing, Dade	1,413
Holiday, Pasco	1,410
Destin, Okaloosa	1,399
Key Biscayne, Dade	1,393

COVID-19: characteristics of 1,385,040 Florida resident cases

Data through Jan 5, 2021 verified as of Jan 6, 2021 at 09:25 AM

Data in this report are provisional and subject to change.

The table below includes the cities and counties of residence for cases in Florida residents based on the patient's ZIP Code. Note that city is not always received as part of the initial notification and may be missing while the case is being investigated.

City and county	Cases
Parrish, Manatee	1,373
Carol City, Dade	1,361
Avon Park, Highlands	1,355
Mulberry, Polk	1,347
Palm City, Martin	1,344
Bonifay, Holmes	1,300
Mount Dora, Lake	1,299
Seffner, Hillsborough	1,295
Wauchula, Hardee	1,277
Odessa, Hillsborough	1,274
Rockledge, Brevard	1,253
Tavares, Lake	1,251
Riviera Beach, Palm Beach	1,237
Macclenny, Baker	1,189
Biscayne Park, Dade	1,171
Summerfield, Marion	1,165
Yulee, Nassau	1,146
Groveland, Lake	1,144
Crystal River, Citrus	1,140
Orange City, Volusia	1,134
Lake Butler, Union	1,128
Maitland, Orange	1,113
Graceville, Jackson	1,076
Florida City, Dade	1,075
Indiantown, Martin	1,074
Madison, Madison	1,073
Lithia, Hillsborough	1,057
Ponte Vedra, St. Johns	1,052
Century, Escambia	1,039
Callahan, Nassau	1,036
Pinecrest, Dade	1,028
Homosassa, Citrus	1,024
Sebastian, Indian River	1,007
Dania, Broward	995
Atlantic Beach, Duval	992
Gibsonton, Hillsborough	981
Monticello, Jefferson	976
Lake Placid, Highlands	965
Hobe Sound, Martin	962
Lady Lake, Lake	959
Dover, Hillsborough	956
El Portal, Dade	955
Pace, Santa Rosa	936
Apollo Beach, Hillsborough	919
Palmetto Bay, Dade	904
Oldsmar, Pinellas	893
Alachua, Alachua	893
Jasper, Hamilton	886
Sun City Center, Hillsborough	882
Everglades National Park, Dade	880
Blountstown, Calhoun	872
Palm Springs, Palm Beach	865
Lecanto, Citrus	851
Sanderson, Baker	846
Dunnellon, Marion	846
Havana, Gadsden	822
Lantana, Palm Beach	821
Debary, Volusia	816
North Palm Beach, Palm Beach	814

COVID-19: characteristics of 1,385,040 Florida resident cases

Data through Jan 5, 2021 verified as of Jan 6, 2021 at 09:25 AM

Data in this report are provisional and subject to change.

The table below includes the cities and counties of residence for cases in Florida residents based on the patient's ZIP Code. Note that city is not always received as part of the initial notification and may be missing while the case is being investigated.

City and county	Cases
South Miami, Dade	804
Edgewater, Volusia	794
Newberry, Alachua	785
Bellevue, Marion	785
Coleman, Sumter	775
Wewahitchka, Gulf	758
Trenton, Gilchrist	751
Moore Haven, Glades	742
Hilliard, Nassau	741
Jensen Beach, Martin	739
Freeport, Walton	736
Williston, Levy	733
Wildwood, Sumter	731
Ellenton, Manatee	719
Safety Harbor, Pinellas	704
Satellite Beach, Brevard	704
Uleta, Dade	704
Olympia Heights, Dade	703
Beverly Hills, Citrus	700
Keystone Heights, Clay	699
Frostproof, Polk	681
Coral, Dade	679
Fellsmere, Indian River	676
Lauderhill, Broward	675
Fisher Island, Dade	672
Cross City, Dixie	660
Bristol, Liberty	656
Nokomis, Sarasota	652
Wilton Manors, Broward	650
Chattahoochee, Gadsden	643
Hernando, Citrus	641
Mary Esther, Okaloosa	641
Englewood, Charlotte	634
South Bay, Palm Beach	625
Dunnellon, Citrus	622
Shalimar, Okaloosa	619
Key Largo, Monroe	615
Polk City, Polk	614
Pahokee, Palm Beach	609
Port Saint Joe, Gulf	609
Lauderdale Lakes, Broward	607
Medley, Dade	606
Bushnell, Sumter	603
Marco Island, Collier	576
Lawtey, Bradford	564
Glen Saint Mary, Baker	549
Crescent City, Putnam	547
Fort Meade, Polk	533
Bowling Green, Hardee	532
Englewood, Sarasota	528
Chiefland, Levy	517
Miramar Beach, Walton	512
Indialantic, Brevard	508
Cocoa Beach, Brevard	501
Neptune Beach, Duval	488
Interlachen, Putnam	484
High Springs, Alachua	482
Thonotosassa, Hillsborough	482
Southwest Ranches, Broward	477

COVID-19: characteristics of 1,385,040 Florida resident cases

Data through Jan 5, 2021 verified as of Jan 6, 2021 at 09:25 AM

Data in this report are provisional and subject to change.

The table below includes the cities and counties of residence for cases in Florida residents based on the patient's ZIP Code. Note that city is not always received as part of the initial notification and may be missing while the case is being investigated.

City and county	Cases
Jacksonville, St. Johns	475
Old Town, Dixie	475
Carrabelle, Franklin	474
Spring Hill, Pasco	472
Marathon, Monroe	468
Sorrento, Lake	464
Minneola, Lake	456
Lake Alfred, Polk	454
Trinity, Pasco	450
Bronson, Levy	447
Fruitland Park, Lake	447
Sneads, Jackson	445
Sweetwater, Dade	445
Fort White, Columbia	437
Fort Myers Beach, Lee	428
Belle Isle, Orange	418
West Melbourne, Brevard	404
Baker, Okaloosa	402
Clearwater Beach, Pinellas	391
Centerville, Leon	381
Florida State University, Leon	375
Cottdonale, Jackson	374
Mascotte, Lake	372
Palm Beach, Palm Beach	364
Umatilla, Lake	363
Gulfport, Pinellas	361
Weeki Wachee, Hernando	357
Oakland, Orange	353
Jay, Santa Rosa	351
South Daytona, Volusia	348
Midway, Gadsden	347
Rotunda West, Charlotte	343
Raiford, Union	341
Zolfo Springs, Hardee	337
Citra, Marion	337
Silver Springs, Marion	336
Hawthorne, Alachua	332
Bunnell, Flagler	331
Oxford, Sumter	330
Myakka City, Manatee	311
Altha, Calhoun	306
Branford, Suwannee	304
Melbourne Beach, Brevard	301
Alva, Lee	300
Malone, Jackson	297
Surfside, Dade	297
Youngstown, Bay	294
Molino, Escambia	292
Ocklawaha, Marion	287
Haverhill, Palm Beach	285
Bell, Gilchrist	284
Tavernier, Monroe	282
Pierson, Volusia	281
Flagler Beach, Flagler	280
Celebration, Osceola	276
Lehigh, Lee	276
Cape Canaveral, Brevard	275
De Leon Springs, Volusia	274
Hastings, St. Johns	272

COVID-19: characteristics of 1,385,040 Florida resident cases

Data through Jan 5, 2021 verified as of Jan 6, 2021 at 09:25 AM

Data in this report are provisional and subject to change.

The table below includes the cities and counties of residence for cases in Florida residents based on the patient's ZIP Code. Note that city is not always received as part of the initial notification and may be missing while the case is being investigated.

City and county	Cases
Indian Harbour Beach, Brevard	268
Grand Ridge, Jackson	261
Archer, Alachua	260
East Palatka, Putnam	259
Apalachicola, Franklin	257
Greenville, Madison	256
Dundee, Polk	254
Eagle Lake, Polk	254
Missing, Orange	254
Osprey, Sarasota	254
Winter Park, Seminole	251
Jennings, Hamilton	248
Mims, Brevard	247
Lake Park, Palm Beach	246
Holly Hill, Volusia	243
Westville, Holmes	241
Ave Maria, Collier	241
Missing, Volusia	240
Bal Harbour, Dade	230
Webster, Sumter	230
Orlando, Osceola	229
O Brien, Suwannee	227
Chuluota, Seminole	227
Tequesta, Palm Beach	226
Melrose, Putnam	225
Vernon, Washington	225
Floral City, Citrus	224
Montverde, Lake	223
Missing, Lee	221
Gotha, Orange	219
Greenwood, Jackson	219
Kenneth City, Pinellas	215
West Miami, Dade	214
Eastpoint, Franklin	210
Valparaiso, Okaloosa	208
Elkton, St. Johns	206
Satsuma, Putnam	204
Ponce De Leon, Holmes	203
Malabar, Brevard	199
San Antonio, Pasco	199
South Pasadena, Pinellas	199
Grand Island, Lake	198
Missing, Santa Rosa	196
Edgewood, Orange	195
Indian Rocks Beach, Pinellas	195
Orlando, Seminole	192
Reddick, Marion	192
Bay Harbor Islands, Dade	191
Bryceville, Nassau	190
Sebastian, Brevard	188
Gretna, Gadsden	182
Laurel Hill, Okaloosa	181
Missing, Marion	181
Lake Panasoffkee, Sumter	179
Belleair, Pinellas	177
Eglin Air Force Base, Okaloosa	174
Alafaya, Orange	174
Missing, Palm Beach	171
White Springs, Hamilton	170

COVID-19: characteristics of 1,385,040 Florida resident cases

Data through Jan 5, 2021 verified as of Jan 6, 2021 at 09:25 AM

Data in this report are provisional and subject to change.

The table below includes the cities and counties of residence for cases in Florida residents based on the patient's ZIP Code. Note that city is not always received as part of the initial notification and may be missing while the case is being investigated.

City and county	Cases
Inlet Beach, Walton	168
Fort McCoy, Marion	166
Lee, Madison	166
Wellborn, Suwannee	165
Southport, Bay	163
Geneva, Seminole	158
Orlando, Dade	157
Anthony, Marion	157
Saint James City, Lee	156
Sanibel, Lee	156
Missing, St. Johns	153
Kindred, Osceola	151
Mcdavid, Escambia	149
Morriston, Levy	148
Azalea Park, Orange	146
Mcalpin, Suwannee	146
Apopka, Seminole	144
Hallandale Beach, Broward	143
Alford, Jackson	141
Holmes Beach, Manatee	140
Fern Park, Seminole	140
Weirsdale, Marion	139
Juno Beach, Palm Beach	138
Howey-In-The-Hills, Lake	138
Clair-Mel City, Hillsborough	137
Lakewood Ranch, Manatee	137
Fountain, Bay	135
Greenacres, Palm Beach	135
Longboat Key, Manatee	135
Orlando, Polk	133
Summerland Key, Monroe	132
University Of Miami, Dade	132
Hosford, Liberty	131
Missing, Brevard	131
Zellwood, Orange	130
Micanopy, Alachua	130
Hiawassee, Orange	128
Caryville, Washington	127
Bokeelia, Lee	123
Astatula, Lake	122
Babson Park, Polk	122
Islamorada, Monroe	122
Center Hill, Sumter	120
Madeira Beach, Pinellas	119
Bay Lake, Orange	119
Lauderdale By The Sea, Broward	117
Lockhart, Orange	117
The Villages, Lake	117
Holt, Okaloosa	116
Pomona Park, Putnam	116
Orlando, Broward	115
Missing, Duval	114
Matlacha, Lee	114
Poinciana, Polk	114
Missing, Pinellas	110
Altoona, Lake	105
Viera, Brevard	104
Atlantis, Palm Beach	103
Lake Helen, Volusia	103

COVID-19: characteristics of 1,385,040 Florida resident cases

Data through Jan 5, 2021 verified as of Jan 6, 2021 at 09:25 AM

Data in this report are provisional and subject to change.

The table below includes the cities and counties of residence for cases in Florida residents based on the patient's ZIP Code. Note that city is not always received as part of the initial notification and may be missing while the case is being investigated.

City and county	Cases
Sopchoppy, Wakulla	102
Carrollwood, Hillsborough	101
Orlando, Volusia	101
Odessa, Pasco	101
Orlando, Hillsborough	101
Mangonia Park, Palm Beach	99
Steinhatchee, Taylor	98
South Fort Myers, Lee	97
Osteen, Volusia	96
Oak Hill, Volusia	94
Cloud Lake, Palm Beach	93
Hypoluxo, Palm Beach	92
Placida, Charlotte	91
Big Pine Key, Monroe	91
Missing, Broward	90
Clarksville, Calhoun	89
Citrus Springs, Citrus	89
Grant-Valkaria, Brevard	89
Hollister, Putnam	87
Lady Lake, Sumter	86
University Of Fl, Alachua	86
Baldwin, Duval	85
Rocky Point, Hillsborough	84
Cutler Bay, Dade	83
Temple Terrace, Hillsborough	83
Ponce Inlet, Volusia	82
Golden Beach, Dade	82
Maitland, Seminole	82
Panacea, Wakulla	82
Sumterville, Sumter	81
Buena Ventura Lakes, Osceola	80
San Mateo, Putnam	80
Seville, Volusia	80
Missing, Collier	79
Kendall, Dade	78
Lake Hamilton, Polk	77
Waldo, Alachua	77
F M, Lee	76
Hampton, Bradford	76
Belleair Beach, Pinellas	75
Brooker, Bradford	75
Harmony, Osceola	75
Dinsmore, Duval	74
Lutz, Pasco	74
Orlando, Palm Beach	72
Christmas, Orange	72
Missing, Pasco	72
Inglis, Levy	72
Orlando, Lake	71
Avon Park, Polk	71
Lamont, Jefferson	70
Tierra Verde, Pinellas	70
Palma Ceia, Hillsborough	69
Bascom, Jackson	68
Callaway, Bay	68
Lighthouse Point, Broward	68
Hurlburt Field, Okaloosa	68
Florahome, Putnam	68
Paisley, Lake	66

COVID-19: characteristics of 1,385,040 Florida resident cases

Data through Jan 5, 2021 verified as of Jan 6, 2021 at 09:25 AM

Data in this report are provisional and subject to change.

The table below includes the cities and counties of residence for cases in Florida residents based on the patient's ZIP Code. Note that city is not always received as part of the initial notification and may be missing while the case is being investigated.

City and county	Cases
Fruit Cove, St. Johns	65
Barefoot Bay, Brevard	65
Canal Point, Palm Beach	64
Pinetta, Madison	64
University Of Central Florida, Orange	64
Astor, Lake	63
Missing, Escambia	62
Ochopee, Collier	62
Air Mail Facility, Dade	62
Stock Island, Monroe	61
University Of South Florida, Hillsborough	60
Eatonville, Orange	60
Bradenton Beach, Manatee	59
Crystal Beach, Pinellas	59
The Villages, Marion	59
Bonita Beach, Lee	57
Welaka, Putnam	57
Patrick Air Force Base, Brevard	57
Lorida, Highlands	56
Tyndall Air Force Base, Bay	55
Greensboro, Gadsden	54
Ocean Ridge, Palm Beach	54
Fort Denaud, Hendry	54
Missing, Lake	53
Saint Pete Beach, Pinellas	53
Princeton, Dade	53
Kathleen, Polk	51
Orlando, Brevard	50
Boca Grande, Lee	50
North Venice, Sarasota	48
Missing, Citrus	48
Campbellton, Jackson	48
Sunny Isles Beach, Dade	47
Missing, Hillsborough	47
Missing, St. Lucie	46
Barry University, Dade	46
Georgetown, Putnam	46
West Park, Broward	46
Yalaha, Lake	45
Felda, Hendry	45
Florida Gulf Coast Univ, Lee	45
Destin, Walton	44
North Redington Beach, Pinellas	43
Palm Beach Shores, Palm Beach	42
Anna Maria, Manatee	42
Walnut Hill, Escambia	42
Treasure Island, Pinellas	42
Dania Beach, Broward	41
Cedar Key, Levy	41
Cinco Bayou, Okaloosa	41
Orlando, Pinellas	41
Sewalls Point, Martin	41
Missing, Hernando	40
Singer Island, Palm Beach	40
Reunion, Osceola	39
Heathrow, Seminole	39
University Of Tampa, Hillsborough	39
Ona, Hardee	38
Northdale, Hillsborough	38

COVID-19: characteristics of 1,385,040 Florida resident cases

Data through Jan 5, 2021 verified as of Jan 6, 2021 at 09:25 AM

Data in this report are provisional and subject to change.

The table below includes the cities and counties of residence for cases in Florida residents based on the patient's ZIP Code. Note that city is not always received as part of the initial notification and may be missing while the case is being investigated.

City and county	Cases
Manalapan, Palm Beach	38
Micco, Brevard	38
Cudjoe Key, Monroe	37
Missing, Clay	36
Miromar Lakes, Lee	36
Lake Suzy, Desoto	36
Eaton Park, Polk	35
Orlando, Leon	35
Village Of Wellington, Palm Beach	35
Highland City, Polk	34
Terra Ceia, Manatee	34
Aloma, Orange	34
Salt Springs, Marion	34
Ebro, Washington	34
Town N Country, Hillsborough	34
Flemington, Marion	34
Bellview, Escambia	33
Miami Springs, Dade	33
Missing, Martin	33
Missing, Seminole	32
Saint Leo, Pasco	32
Mexico Beach, Bay	32
Miami, Unknown	31
Naranja, Dade	31
City Of Sunrise, Broward	30
Intercession City, Osceola	30
Highland Beach, Palm Beach	30
Palm Shores, Brevard	30
Okahumpka, Lake	30
Waverly, Polk	30
Kenansville, Osceola	29
Gulf Breeze, Escambia	29
Enterprise, Volusia	29
Missing, Nassau	28
Missing, Sumter	28
Missing, Okaloosa	28
Pensacola Beach, Santa Rosa	27
Hialeah Gardens, Dade	27
Bonita Springs, Collier	27
Missing, Manatee	27
Bay Pines, Pinellas	26
Florida State, Leon	26
Bagdad, Santa Rosa	26
Missing, Indian River	26
Jupiter, Martin	26
Kinard, Calhoun	25
South Miami Heights, Dade	25
Winter Garden, Lake	25
Univ Of FI Student Dorms, Alachua	25
South Palm Beach, Palm Beach	24
Bayonet Point, Pasco	24
Orlando, Pasco	24
Nocatee, Desoto	24
Key Colony Beach, Monroe	24
Labelle, Glades	24
Caryville, Holmes	24
Penney Farms, Clay	23
University Of Central FI, Orange	23
Duette, Manatee	23

COVID-19: characteristics of 1,385,040 Florida resident cases

Data through Jan 5, 2021 verified as of Jan 6, 2021 at 09:25 AM

Data in this report are provisional and subject to change.

The table below includes the cities and counties of residence for cases in Florida residents based on the patient's ZIP Code. Note that city is not always received as part of the initial notification and may be missing while the case is being investigated.

City and county	Cases
Miami Shores, Dade	23
North Bay Village, Dade	23
Santa Fe, Alachua	23
Orlando, Duval	23
Pasadena, Pinellas	22
Tioga, Alachua	22
Dowling Park, Suwannee	22
Lulu, Columbia	22
Florence Villa, Polk	22
Florida Dept Of Corrections, Union	22
Chokoloskee, Collier	21
Florida A And M University, Leon	21
Hallandle Beach, Broward	21
Tangerine, Orange	21
Missing, Polk	21
Lacoochee, Pasco	21
Village Wellington, Palm Beach	21
Fort Lauderdale, Dade	20
Poinciana, Osceola	20
Orlando, Marion	20
La Crosse, Alachua	20
Palmdale, Glades	20
Tice, Lee	20
Horseshoe Beach, Dixie	19
Green Acres, Palm Beach	19
Ponte Vedra, Duval	19
Earleton, Alachua	19
Sun City, Hillsborough	19
Goulds, Dade	19
Balm, Hillsborough	19
Babcock Ranch, Lee	18
New Smyrna, Volusia	18
Mcintosh, Marion	18
Homosassa Springs, Citrus	18
Stetson University, Volusia	18
Indian Lake Estates, Polk	18
Eloise, Polk	18
Siesta Key, Sarasota	18
Little Torch Key, Monroe	18
Hawthorne, Putnam	18
Florida International Univ, Dade	18
Cortez, Manatee	18
Bonifay, Washington	18
Homeland, Polk	18
University Of Central Florida, Broward	18
Sparr, Marion	17
Sydney, Hillsborough	17
Bayshore Gardens, Manatee	17
City Of Westlake, Palm Beach	17
Orlando, Alachua	17
Apopka, Lake	17
Westchase, Hillsborough	17
Perdido Key, Escambia	17
Mexico Beach, Gulf	16
Venus, Highlands	16
Sugarloaf Key, Monroe	16
Wabasso, Indian River	16
Orange Lake, Marion	16
Branford, Lafayette	16

COVID-19: characteristics of 1,385,040 Florida resident cases

Data through Jan 5, 2021 verified as of Jan 6, 2021 at 09:25 AM

Data in this report are provisional and subject to change.

The table below includes the cities and counties of residence for cases in Florida residents based on the patient's ZIP Code. Note that city is not always received as part of the initial notification and may be missing while the case is being investigated.

City and county	Cases
Bradley, Polk	16
Graceville, Holmes	16
West Panama City Beach, Bay	16
Champions Gate, Polk	16
Long Key, Monroe	16
Lealman, Pinellas	15
Alturas, Polk	15
Paxton, Walton	15
Loughman, Polk	15
Yankeetown, Levy	15
Wausau, Washington	15
Pine Hills, Orange	15
Mango, Hillsborough	15
Maitland, Volusia	15
Saint Marks, Wakulla	15
University Of Central Fl, Hillsborough	14
Missing, Osceola	14
White Springs, Columbia	14
Bonaventure, Broward	14
Village Of Palmetto Bay, Dade	14
Goodland, Collier	14
Orlando, Manatee	14
Ocoee, Lake	14
Candler, Marion	14
Ridge Manor, Pasco	14
Laud-By-The-Sea, Broward	14
Lowell, Marion	14
Bostwick, Putnam	14
Crystal Springs, Pasco	14
Winter Park, Polk	14
Everglades City, Collier	13
Maitland, Polk	13
Missing, Walton	13
Murdock, Charlotte	13
Orlando, Flagler	13
Miami, Broward	13
Gulf Stream, Palm Beach	13
Tallevast, Manatee	13
Orlando, Lee	13
Hernando Beach, Hernando	12
Pine Castle, Orange	12
Indian River Shores, Indian River	12
Maitland, Osceola	12
Florida International University, Dade	12
Parker, Bay	12
Pembroke Park, Broward	12
Golden Oak, Orange	12
Jensen Beach, St. Lucie	12
Zellwood, Lake	12
Fort Ogden, Desoto	12
Woodville, Leon	12
Wewahitchka, Calhoun	12
Unknown, Dade	11
Saint George Island, Franklin	11
Plymouth, Orange	11
Lake City, Suwannee	11
Archer, Levy	11
Hollywood, Dade	11
Jacksonville, Unknown	11

COVID-19: characteristics of 1,385,040 Florida resident cases

Data through Jan 5, 2021 verified as of Jan 6, 2021 at 09:25 AM

Data in this report are provisional and subject to change.

The table below includes the cities and counties of residence for cases in Florida residents based on the patient's ZIP Code. Note that city is not always received as part of the initial notification and may be missing while the case is being investigated.

City and county	Cases
Buckingham, Lee	11
Mount Dora, Orange	11
Holder, Citrus	11
Gulf Hammock, Levy	11
Gonzalez, Escambia	11
Lakeshore, Polk	10
Shady Hills, Pasco	10
High Springs, Gilchrist	10
Pensacola Beach, Escambia	10
Saint Johns, Duval	10
Rosemary Beach, Walton	10
Greenville, Taylor	10
Apopka, Volusia	10
Graham, Bradford	10
Passport, Unknown	10
Union Park, Orange	10
Leisure City, Dade	10
Durant, Hillsborough	10
Wahneta, Polk	10
Westlake, Palm Beach	10
Telogia, Liberty	10
Trilby, Pasco	10
Fort Charlotte, Charlotte	10
Cottondale, Washington	9
Orlando, Okaloosa	9
Redington Shores, Pinellas	9
Long Boat Key, Manatee	9
Palma Sola, Manatee	9
Lake Buena Vista, Orange	9
Belleair Bluffs, Pinellas	9
Choctaw Beach, Okaloosa	9
Brooksville, Pasco	9
Lake Como, Putnam	9
Trenton, Levy	9
University Park, Manatee	9
Ramrod Key, Monroe	9
Roseland, Indian River	9
Perrine, Dade	9
Dade City, Hernando	9
Laurel Hill, Walton	9
Missing, Bay	9
Orlando, Escambia	9
Fanning Springs, Gilchrist	9
Hillsboro Beach, Broward	9
Maxville, Duval	9
Lamont, Madison	9
Rubonia, Manatee	9
Steinhatchee, Dixie	9
Indian Creek Village, Dade	8
Nalcrest, Polk	8
Florida State Univ Admin, Leon	8
Forest City, Seminole	8
Nichols, Polk	8
Orlando, St. Lucie	8
Webster, Hernando	8
West Delray Beach, Palm Beach	8
Saint Lucie West, St. Lucie	8
Ferndale, Lake	8
Johns Pass Village, Pinellas	8

COVID-19: characteristics of 1,385,040 Florida resident cases

Data through Jan 5, 2021 verified as of Jan 6, 2021 at 09:25 AM

Data in this report are provisional and subject to change.

The table below includes the cities and counties of residence for cases in Florida residents based on the patient's ZIP Code. Note that city is not always received as part of the initial notification and may be missing while the case is being investigated.

City and county	Cases
Watersound, Walton	8
Otter Creek, Levy	8
Missing, Sarasota	8
Missing, Taylor	8
Missing, Columbia	8
Maitland, Hillsborough	8
Hialeah, Unknown	8
Jerome, Collier	8
Innovation, Pasco	7
Daytona Beach Shores, Volusia	7
Citrus Ridge, Indian River	7
Redington Beach, Pinellas	7
Ponce De Leon, Walton	7
Maitland, Lake	7
Forest City, Orange	7
Davenport, Osceola	7
Pine Ridge, Citrus	7
Lake Monroe, Seminole	7
Orlando, Sarasota	7
University Of Central Fl, Martin	7
Missing, Monroe	7
Suwannee, Dixie	7
Salem, Taylor	7
Mount Plymouth, Lake	7
Missing, Putnam	7
Evinston, Alachua	7
Braden River, Manatee	7
Ozona, Pinellas	7
Missing, Holmes	7
Morriston, Marion	6
Orchid, Indian River	6
Lloyd, Jefferson	6
Hutchinson Island, St. Lucie	6
Missing, Unknown	6
N/A, Unknown	6
Seacrest, Walton	6
Orlando, St. Johns	6
Orlando, Hernando	6
Orange Springs, Marion	6
Virginia Gardens, Dade	6
Mayport Naval Station, Duval	6
Lake Butler, Bradford	6
Basinger, Okeechobee	6
Citrus Hills, Citrus	6
Port Saint John, Brevard	6
Palm City, St. Lucie	6
Ocoee, Osceola	6
Switzerland, St. Johns	6
Kissimmee, Orange	6
Grandin, Putnam	6
Sea Ranch Lakes, Broward	6
Winderemere, Orange	6
Westchester, Dade	5
Deer Island, Lake	5
East Lake, Marion	5
Ebro, Bay	5
Apopka, Broward	5
Missing, Highlands	5
Beverly Beach, Flagler	5

COVID-19: characteristics of 1,385,040 Florida resident cases

Data through Jan 5, 2021 verified as of Jan 6, 2021 at 09:25 AM

Data in this report are provisional and subject to change.

The table below includes the cities and counties of residence for cases in Florida residents based on the patient's ZIP Code. Note that city is not always received as part of the initial notification and may be missing while the case is being investigated.

City and county	Cases
Aripeka, Pasco	5
Orlando, Charlotte	5
Winter Garden, Seminole	5
White City, Gulf	5
Putnam Hall, Putnam	5
Quail Heights, Dade	5
Pass, Unknown	5
River Ranch, Polk	5
Stuart, St. Lucie	5
Winter Park, Broward	5
Niceville, Walton	5
Fairfield, Marion	5
Winter Garden, Osceola	5
Briny Breezes, Palm Beach	5
Eatonville, Polk	5
Grant Valkaria, Brevard	5
Missing, Alachua	5
Missing, Flagler	5
Windermere, Alachua	5
Orlando, Collier	5
Los Angeles, Dade	5
Cypress, Jackson	5
Ybor City, Hillsborough	5
Kingsley Lake, Bradford	5
Lakewood Ranch, Sarasota	5
Longboat Key, Sarasota	5
Duck Key, Monroe	5
PSI, Unknown	5
Fort Lauderdale, Palm Beach	4
Clewiston, Palm Beach	4
Naples, Lee	4
Newberry, Gilchrist	4
Okeechobee, Osceola	4
Missing, Calhoun	4
Miami Gardens, Unknown	4
Pensacola, Unknown	4
Copeland, Collier	4
Miccosukee, Leon	4
Keystone Heights, Bradford	4
Orlando, Citrus	4
Oneco, Manatee	4
Wakulla Springs, Wakulla	4
International Service Center, Dade	4
Alafaya, Broward	4
Elfers, Pasco	4
Fernandina, Nassau	4
El Jobean, Charlotte	4
Bella Collina, Lake	4
Saint Augustine, Duval	4
Williston, Marion	4
Eau Gallie, Brevard	4
Cross Creek, Alachua	4
Indian Shores, Pinellas	4
Captiva, Lee	4
Loxahatchee Groves, Palm Beach	4
Live Oak, Madison	4
West Bradenton, Manatee	4
Windermere, Leon	4
University Of Central Florida, Brevard	4

COVID-19: characteristics of 1,385,040 Florida resident cases

Data through Jan 5, 2021 verified as of Jan 6, 2021 at 09:25 AM

Data in this report are provisional and subject to change.

The table below includes the cities and counties of residence for cases in Florida residents based on the patient's ZIP Code. Note that city is not always received as part of the initial notification and may be missing while the case is being investigated.

City and county	Cases
Valkaria, Brevard	4
Saint Augustine Beach, St. Johns	4
Okeechobee, Glades	4
Orlando, Columbia	4
Worthington Springs, Union	4
Tampa, Pinellas	4
Shady Grove, Taylor	4
Orlando, Santa Rosa	4
Holt, Santa Rosa	4
Inlet Beach, Bay	4
Maitland, Leon	4
Missing, Leon	4
Mayport, Duval	4
Milton, Escambia	4
Orlando, Highlands	4
Glen Ridge, Palm Beach	4
Goldenrod, Seminole	4
Scottsmoor, Brevard	4
Wildlight, Nassau	4
Gibsonia, Polk	4
Barberville, Volusia	4
Grove City, Charlotte	4
Ocean Breeze, Martin	4
Orlando, Bay	4
Port Salerno, Martin	3
Winter Garden, Polk	3
Margate, Unknown	3
Maitland, Pasco	3
Melrose, Bradford	3
Alys Beach, Bay	3
Alligator Point, Wakulla	3
Eglin, Okaloosa	3
University Of Central Florida, Palm Beach	3
University Of Central Florida, Pinellas	3
Winter Park, Lake	3
Woodside, Broward	3
Pp, Unknown	3
Labelle, Lee	3
Apopka, Osceola	3
Brewton, Escambia	3
Ocoee, Broward	3
Missing, Hendry	3
Jacksonville, Clay	3
Apopka, Dade	3
Bonifay, Jackson	3
Orlando, Union	3
Sunny Hills, Washington	3
Winter Park, Alachua	3
Winter Park, Leon	3
Winter Park, Osceola	3
Orlando, Indian River	3
Orlando, Martin	3
Port Charlotte, Unknown	3
Punta Gorda, Lee	3
Saint Augusaintine Beach, St. Johns	3
Windermere, Seminole	3
Village Of Golf, Palm Beach	3
Lynbrook, Broward	3
Lake Geneva, Clay	3

COVID-19: characteristics of 1,385,040 Florida resident cases

Data through Jan 5, 2021 verified as of Jan 6, 2021 at 09:25 AM

Data in this report are provisional and subject to change.

The table below includes the cities and counties of residence for cases in Florida residents based on the patient's ZIP Code. Note that city is not always received as part of the initial notification and may be missing while the case is being investigated.

City and county	Cases
Miami Gardens, Broward	3
Deerfield Beach, Palm Beach	3
Blountstown, Liberty	3
Hallandale Beach, Unknown	3
Seacrest, Bay	3
Orange Park, Duval	3
Point Washington, Walton	3
University Of Central Fl, Seminole	3
Vero Beach, St. Lucie	3
Apopka, Hillsborough	3
Ocean Reef Club, Monroe	3
Nobleton, Hernando	3
Missing, Washington	3
Mims, Volusia	3
Jonesville, Alachua	3
Julington Creek, St. Johns	3
Fernandina Beach, Duval	3
Bowling Green, Polk	3
Fpo, Duval	3
Crescent Beach, Sarasota	3
Cypress Gardens, Polk	3
Day, Lafayette	3
Indian Rock Beach, Pinellas	3
Inglis, Citrus	3
Hollywood, Unknown	3
Monticello, Madison	3
Missing, Suwannee	3
Mayport Naval Housing, Duval	3
Vernon, Bay	3
Windermere, Palm Beach	3
Winter Park, Brevard	3
Okeechobee, Martin	3
Samoset, Manatee	3
San Fernando, Unknown	3
Pompano Beach, Palm Beach	3
Lamont, Taylor	3
Clarcona, Orange	3
Glenwood, Volusia	3
Ft Pierce, St. Lucie	3
Orlando, Nassau	3
Sugarloaf, Monroe	3
Winter Garden, Leon	3
Westville, Walton	3
Miramar, Dade	3
Orlando, Jackson	3
North Fort Myers, Charlotte	3
Kissimmee, Unknown	3
Jacksonville, Alachua	3
Jacksonville Naval Air Station, Duval	3
Coraopolis, Citrus	3
Conch Key, Monroe	3
Chicago, Lee	3
Branford, Gilchrist	3
Bristol, Calhoun	3
Bayou George, Bay	3
Babcock Ranch, Charlotte	3
Sorrento, Orange	3
San Carlos Park, Lee	3
Umatilla, Marion	3

COVID-19: characteristics of 1,385,040 Florida resident cases

Data through Jan 5, 2021 verified as of Jan 6, 2021 at 09:25 AM

Data in this report are provisional and subject to change.

The table below includes the cities and counties of residence for cases in Florida residents based on the patient's ZIP Code. Note that city is not always received as part of the initial notification and may be missing while the case is being investigated.

City and county	Cases
Tampa, Hernando	2
Summerfield, Unknown	2
University Of Central Florida, Lee	2
Vero Beach, Unknown	2
Wauchula, Desoto	2
Sebring, Desoto	2
Pompano Beach, Unknown	2
Ormond Beach, Flagler	2
Panama City, Unknown	2
Winter Park, Dade	2
Yeehaw, Okeechobee	2
000000, Unknown	2
Cape Haze, Charlotte	2
Boynton Beach, Broward	2
Jacksonville Naval Hospital, Duval	2
Longview, Dade	2
Jacksonville, Nassau	2
Okeechobee, Lake	2
Melrose, Clay	2
Mesa, Unknown	2
Saint Marys, Nassau	2
Windermere, Lake	2
Winter Park, Highlands	2
Wacissa, Jefferson	2
Ocoee, Leon	2
Orlo Vista, Orange	2
Port Saint Lucie, Palm Beach	2
Haines Creek, Lake	2
Fort Lauderdale, Alachua	2
Cross City, Taylor	2
Carl Fisher, Dade	2
Land O Lakes, Hillsborough	2
Milligan, Okaloosa	2
Missing, Okeechobee	2
Lakeland, Unknown	2
Port Canaveral, Brevard	2
Seguin, Unknown	2
Sunrise, Unknown	2
Tampa, Broward	2
Oakland Park, Unknown	2
Marysville, Dade	2
Island Grove, Alachua	2
Land O Lakes, Unknown	2
Dade City, Unknown	2
Crestview, Walton	2
Cross Key, Monroe	2
Green Cove Springs, Duval	2
Claysville, Hernando	2
Cibolo, Orange	2
Cape San Blas, Gulf	2
Jupiter Island, Martin	2
Labelle, Collier	2
Lauderhill, Unknown	2
Longwood, Unknown	2
Long Beach, Orange	2
Maitland, Palm Beach	2
Miramar, Unknown	2
Miami, Martin	2
New Port Richey, Hillsborough	2

COVID-19: characteristics of 1,385,040 Florida resident cases

Data through Jan 5, 2021 verified as of Jan 6, 2021 at 09:25 AM

Data in this report are provisional and subject to change.

The table below includes the cities and counties of residence for cases in Florida residents based on the patient's ZIP Code. Note that city is not always received as part of the initial notification and may be missing while the case is being investigated.

City and county	Cases
At Large, Broward	2
Alys Beach, Walton	2
Alford, Washington	2
Apopka, Duval	2
East Rockland Key, Monroe	2
Venice, Dade	2
Union, Manatee	2
University Of Central Fl, Broward	2
Winter Park, Collier	2
Winter Park, Duval	2
Winter Park, Hillsborough	2
Sand Lake, Orange	2
Windermere, Hillsborough	2
Winter Park, Volusia	2
Immokalee, Lee	2
Eatonville, Lake	2
Fort Lauderdale, Unknown	2
Fort Myers, Unknown	2
Alligator Point, Franklin	2
Coconut Creek, Unknown	2
Crawfordville, Leon	2
Miami, Palm Beach	2
Missing, Jackson	2
None, Dade	2
Lakeland, Hillsborough	2
Lutz, Pinellas	2
Lawtey, Union	2
Los Angeles, Okaloosa	2
Winter Garden, Broward	2
Winter Garden, Dade	2
Windermere, Osceola	2
Winter Park, St. Johns	2
Saint Petersburg, Hillsborough	2
Seybold, Dade	2
Upper Key Largo, Monroe	2
Seven Springs, Pasco	2
Port Saint Lucie, Martin	2
Orlando, Unknown	2
Tarpon Springs, Pasco	2
West Palm Beach, Dade	2
Oklawaha, Marion	2
Olustee, Baker	2
Ocoee, Duval	2
Apopka, Flagler	2
Apopka, Marion	2
Apopka, Sarasota	2
Clermont, Polk	2
Doctors Inlet, Clay	2
Deland, Lake	2
Greenville, Jefferson	2
Fort Pierce, Martin	2
Lecanto, Marion	2
Laurel, Sarasota	2
Ludlam, Dade	2
Lanark Village, Franklin	2
Lake Harbor, Palm Beach	2
Moore Haven, Hendry	2
Naples, Broward	2
Orlando, Holmes	2

COVID-19: characteristics of 1,385,040 Florida resident cases

Data through Jan 5, 2021 verified as of Jan 6, 2021 at 09:25 AM

Data in this report are provisional and subject to change.

The table below includes the cities and counties of residence for cases in Florida residents based on the patient's ZIP Code. Note that city is not always received as part of the initial notification and may be missing while the case is being investigated.

City and county	Cases
Orlando, Sumter	2
Cassadaga, Volusia	2
Fort Walton Beach, Walton	2
Dunnellon, Levy	2
Provo, Broward	2
Sumatra, Liberty	2
Portland, Unknown	2
Pp, Dade	2
Windermere, Polk	2
Winter Garden, Brevard	2
Wimauma, Manatee	2
University Of Central Fl, Dade	2
University Of Central Fl, Osceola	2
Florida Power & Light Co, Dade	2
Amelia City, Nassau	2
Madison, Unknown	2
Los Angeles, Broward	2
Lockhart, Seminole	2
Hialeah, Broward	2
Highland Park, Polk	2
Jacksonville, Dade	2
Winter Garden, Hillsborough	2
Pass, Dade	2
Tangerine, Lake	2
Tampa, Manatee	1
Steinhatchee, Alachua	1
Port Saint Lucie, Indian River	1
Russellville, Hillsborough	1
Saint Augustine, Okaloosa	1
Saint Teresa, Wakulla	1
San Diego, Unknown	1
Westerville, Hillsborough	1
University Of Central Florida, Hillsborough	1
Vero Beach, Brevard	1
Village Of Palm Springs, Palm Beach	1
Webster, Pasco	1
University Of Central Fl, Pasco	1
Union City, Bradford	1
Pompano Beach, Alachua	1
Pine Hills, Broward	1
Porter Ranch, Dade	1
Raiford, Bradford	1
Republic, Monroe	1
Riverview, Manatee	1
Roseland, Palm Beach	1
Old Town, Gilchrist	1
Palm City, Unknown	1
Oviedo, Leon	1
Ocoee, Hillsborough	1
Ocala, Unknown	1
Opa Locka, Polk	1
Orem, Sarasota	1
Orem, Unknown	1
Woodland Hills, Brevard	1
Windermere, Dade	1
Winston Salem, Unknown	1
Wilbur By The Sea, Volusia	1
Willowbrook, Lee	1
Jeffersonville, Broward	1

COVID-19: characteristics of 1,385,040 Florida resident cases

Data through Jan 5, 2021 verified as of Jan 6, 2021 at 09:25 AM

Data in this report are provisional and subject to change.

The table below includes the cities and counties of residence for cases in Florida residents based on the patient's ZIP Code. Note that city is not always received as part of the initial notification and may be missing while the case is being investigated.

City and county	Cases
Knoxville, Escambia	1
Lake Mary, Lake	1
Lauderdale Hill, Unknown	1
Lake Worth, Broward	1
Homeless, Dade	1
Hickory, Lee	1
Hallandate Ben, Unknown	1
Loganville, Orange	1
Live Oak, Columbia	1
Longwood, Orange	1
Marietta, Sarasota	1
Miami Garden, Unknown	1
Miami, Monroe	1
Miamii, Dade	1
Miamt, Dade	1
Mid Florida, Seminole	1
Middleburg, Duval	1
N/A, Duval	1
Naples, Alachua	1
Amelia Village, Nassau	1
Apple Creek, Citrus	1
Altamonte, Orange	1
Alva, Collier	1
333, Unknown	1
Alafaya, Volusia	1
Allentown, Putnam	1
Bear Grass, Palm Beach	1
Azalea Park, Osceola	1
Chipley, Holmes	1
Chipley, Jackson	1
Colorado Springs, Unknown	1
Conifer, Lee	1
Coco River, Collier	1
Bryn Mawr, Palm Beach	1
Camden Wyoming, Duval	1
Chattanooga, Dade	1
Fort Denaud, Glades	1
Everett, Dade	1
FI State Lot, Leon	1
Fortlauderdale, Unknown	1
Ft Pierce, Unknown	1
Garland, Orange	1
El Paso, Unknown	1
Eatonville, Seminole	1
Destin, Unknown	1
University Of Central FI, St. Johns	1
University Of Central Florida, Dade	1
Tinley Park, Lee	1
Telluride, Lee	1
Windermere, Lee	1
Winter Garden, Sumter	1
Wayne, Dade	1
West Simsbury, Collier	1
Port Charlotte FI, Unknown	1
Ponce, Orange	1
Saint Petersburg, Dade	1
San Juan, Osceola	1
San Pedro Sula, Dade	1
Richmond Heights, Dade	1

COVID-19: characteristics of 1,385,040 Florida resident cases

Data through Jan 5, 2021 verified as of Jan 6, 2021 at 09:25 AM

Data in this report are provisional and subject to change.

The table below includes the cities and counties of residence for cases in Florida residents based on the patient's ZIP Code. Note that city is not always received as part of the initial notification and may be missing while the case is being investigated.

City and county	Cases
Rochester, Lee	1
Rosemary Beach, Bay	1
Sumter Ville, Unknown	1
Springhill, Unknown	1
Tampa, Jackson	1
South Otselic, Dade	1
Duke Field Air Force Station, Okaloosa	1
Flora, Lee	1
Fdsf, Unknown	1
Fruitland Park, Sumter	1
Fwb, Unknown	1
Gastonia, Polk	1
Green, Clay	1
Greensburg, Orange	1
Greenville, Monroe	1
Gulf Shores, Escambia	1
Knoxville, Duval	1
Havanna, Gadsden	1
Hialeah Lakes, Dade	1
Hilliard, Dade	1
Hollywood, Leon	1
Holt, Unknown	1
Humble, Broward	1
Bryn Mawr, Collier	1
Apalachicola, Leon	1
Apopka, Palm Beach	1
Aspen, Palm Beach	1
Atlanta, Broward	1
Azalea Park, Sarasota	1
Bartow, Unknown	1
Boca Rotan, Unknown	1
Deltona , Volusia	1
Clermont, Unknown	1
Columbia, Orange	1
Coral Springs, Unknown	1
Cornelius, Leon	1
Crestview, Dade	1
Dade City, Polk	1
Dania, Unknown	1
Darien, Pasco	1
Opa Locka, Unknown	1
Pensacola, Santa Rosa	1
Plant City, Pinellas	1
Plantation, Unknown	1
Naugatuck, Lee	1
Myakka, Duval	1
Ocoee, Polk	1
Oakland, Broward	1
Oakland, Manatee	1
New Vernon, Sarasota	1
New York, Broward	1
Lakewood, Unknown	1
Los Angeles, Polk	1
Maitland, Unknown	1
Missing, Charlotte	1
Middleburg, Unknown	1
Minneapolis, Broward	1
Melbourne, Orange	1
Miami Beach, Palm Beach	1

COVID-19: characteristics of 1,385,040 Florida resident cases

Data through Jan 5, 2021 verified as of Jan 6, 2021 at 09:25 AM

Data in this report are provisional and subject to change.

The table below includes the cities and counties of residence for cases in Florida residents based on the patient's ZIP Code. Note that city is not always received as part of the initial notification and may be missing while the case is being investigated.

City and county	Cases
Miami Granders, Dade	1
Magnolia Square, Osceola	1
Maitland, Alachua	1
Lawrence Township, Palm Beach	1
Las Vegas, Orange	1
Lemoyne, Manatee	1
Marianna, Calhoun	1
New Richmond, Volusia	1
Oakland, Lake	1
Oakland, Leon	1
Mc Kenzie, Escambia	1
Melrose, Alachua	1
Miamf, Dade	1
Miami G, Dade	1
Miami, Collier	1
Gotha, Leon	1
Gilmer, Dade	1
Haverford, Hillsborough	1
Kingsland, Duval	1
Kissimmee, Brevard	1
Lake Placid, Alachua	1
Lander, Citrus	1
Deland, Polk	1
Dallas, Lee	1
De Leon Springs, Putnam	1
Estero, Collier	1
Fanning Springs, Levy	1
Columbus, Brevard	1
Cookeville, Seminole	1
Crestview, Holmes	1
Cumberland, Palm Beach	1
Dade City, Hillsborough	1
Charlotte, Pasco	1
Clear Brook, Lee	1
Clermont, Orange	1
Apopka, St. Lucie	1
Belle Isle, Polk	1
Apopka, Manatee	1
99, Unknown	1
Alanson, Bay	1
Aollywoss, Dade	1
Boca Raton, Unknown	1
Bohealia, Lee	1
Blowing Rock, Polk	1
Carol Stream, Orange	1
Bryant, Alachua	1
Ocoee, Lee	1
Ocoee, Volusia	1
Okeechobee, St. Lucie	1
Opalocka, Dade	1
Palm Coast, Duval	1
Orlando, Hendry	1
Orlando, Levy	1
Pineland, Lee	1
Saint Cloud, Lee	1
Saint Johns, Orange	1
San Antonio, Sarasota	1
San Antonio, Unknown	1
Sanford, Volusia	1

COVID-19: characteristics of 1,385,040 Florida resident cases

Data through Jan 5, 2021 verified as of Jan 6, 2021 at 09:25 AM

Data in this report are provisional and subject to change.

The table below includes the cities and counties of residence for cases in Florida residents based on the patient's ZIP Code. Note that city is not always received as part of the initial notification and may be missing while the case is being investigated.

City and county	Cases
Perry, Leon	1
Palm Springs North, Dade	1
Provincetown, Collier	1
Weston, Dade	1
Wheaton, Lee	1
Wesley Chapel, Alachua	1
Virginia Beach, Hernando	1
University Of Central Florida, Monroe	1
Tewksbury, Orange	1
Toms River, Dade	1
Tampa Palms, Hillsborough	1
Tangerine, Seminole	1
Soldotna, Broward	1
South Burlington, Orange	1
Steinhatchee, Madison	1
Wood River, Polk	1
Orlando, Washington	1
Palm Coast, Polk	1
Palm Coast, Volusia	1
Parker, Dade	1
Oooooo, Unknown	1
Rex, Duval	1
Port Everglades, Broward	1
Peoria, Unknown	1
Pacifica, Dade	1
Sun City Center, Hardee	1
Tallahassee, Duval	1
Tampa, Palm Beach	1
Tulsa, Orange	1
University Of Central FI, Clay	1
Saxis, Lee	1
Sebring, Lee	1
Spring Hill , Hernando	1
Starke, Clay	1
Stone Mountain, Palm Beach	1
Saint Petersburg, St. Lucie	1
Saint Johns, Unknown	1
Rye, Duval	1
Zolfo Springs, Polk	1
Winter Park, Calhoun	1
Winter Park, Indian River	1
Winter Park, Lee	1
Windermere, Pasco	1
Vernon, Unknown	1
Winter Garden, Pinellas	1
Washington, Unknown	1
Wekiva Springs, Seminole	1
West Villages, Sarasota	1
Wichita, Volusia	1
Winder Garden, Orange	1
Windermere, Broward	1
Louisville, Manatee	1
Los Angeles Ca, Unknown	1
Lewisburg, Pasco	1
Littleton, Dade	1
Maitland, Dade	1
Lake City, Hamilton	1
Jerusalem, St. Johns	1
La Grange, Dade	1

COVID-19: characteristics of 1,385,040 Florida resident cases

Data through Jan 5, 2021 verified as of Jan 6, 2021 at 09:25 AM

Data in this report are provisional and subject to change.

The table below includes the cities and counties of residence for cases in Florida residents based on the patient's ZIP Code. Note that city is not always received as part of the initial notification and may be missing while the case is being investigated.

City and county	Cases
North Pole, Seminole	1
North Port, Lee	1
Mount Pleasant, Gadsden	1
Navarre, Okaloosa	1
New Orleans, Palm Beach	1
Newark, Broward	1
Newburgh, Bay	1
Middlesburg, Duval	1
Missing, Hardee	1
Marshall, Dade	1
Miami Lakes, Unknown	1
Miami, Hillsborough	1
Miami, Orange	1
Clermont, Osceola	1
Clewiston, Glades	1
Deland, St. Lucie	1
Deltona, Orange	1
Cartersville, Unknown	1
Anaheim, Unknown	1
Alafaya, Palm Beach	1
Athens, Duval	1
Bogota, Orange	1
Bradington, Manatee	1
Bronx, Palm Beach	1
Blountstown, Jackson	1
Belle Isle, Dade	1
Fort Pierce, Unknown	1
Gotha, Palm Beach	1
Eatonville, Osceola	1
Cypress, Leon	1
Edgewood, Osceola	1
Homeless, Polk	1
Homosassa, Hernando	1
Harrison, Pinellas	1
Granada Hills, Broward	1
Hailandale, Unknown	1
Hialeah, Bay	1
Winter Springs, Orange	1
Youngstown, Washington	1
Zellwood, Brevard	1
Zellwood, Osceola	1
Winnetka, Dade	1
Sandestin, Walton	1
Saint Petersburg, Duval	1
Roswell, Bay	1
Ruskin, Dade	1
Ruskin, Manatee	1
St Peterburg, Orange	1
Stiamk, Dade	1
Scottsdale, Brevard	1
Sun City Center, Lee	1
Pompano Beach, Dade	1
Pompano Beach, Osceola	1
Pine Hills, Polk	1
Pensacola Naval Hospital, Escambia	1
Port Charlotte, Lee	1
Port Saint Lucie, Marion	1
Port St Luice, Unknown	1
Port St. Lucie, St. Lucie	1

COVID-19: characteristics of 1,385,040 Florida resident cases

Data through Jan 5, 2021 verified as of Jan 6, 2021 at 09:25 AM

Data in this report are provisional and subject to change.

The table below includes the cities and counties of residence for cases in Florida residents based on the patient's ZIP Code. Note that city is not always received as part of the initial notification and may be missing while the case is being investigated.

City and county	Cases
Winter Park, Manatee	1
Winter Park, Palm Beach	1
Winter Park, Pinellas	1
Weston, Unknown	1
Wildwood, Lee	1
West Palm Beach, Unknown	1
West Hollywood, Broward	1
Waverly, Duval	1
Wabasha, Clay	1
Surfside Beach, Orange	1
Tavares, Unknown	1
Temple, Palm Beach	1
Unknown, Duval	1
Upland, Manatee	1
Delray Beach, Broward	1
Fort Lauderdale, Lee	1
Fort Pierce, Brevard	1
Fort Worth, Broward	1
Franklin, Orange	1
Gainesville, Santa Rosa	1
Gwynn Oak, Polk	1
High Springs, Columbia	1
Indianapolis, Lee	1
Jena, Taylor	1
Belle Isle, Seminole	1
Boys Ranch, Suwannee	1
Coal City, Pasco	1
Celebration, Orange	1
Chicago, Broward	1
Commerce Township, Manatee	1
Crawfordville, Alachua	1
Crescent City, Marion	1
Crestview, Unknown	1
Altamonte Springs, Orange	1
O, Unknown	1
Addison, Pasco	1
Alafaya, Dade	1
Anastasia Island, St. Johns	1
Apo, Collier	1
Apopka, Alachua	1
Apopka, Citrus	1
Austin, Dade	1
Azalea Park, Broward	1
Arabi, Orange	1
Big Torch Key, Monroe	1
Black, Holmes	1
Boca Raton, Lee	1
Bonifay, Unknown	1
Newaygo, Charlotte	1
North Port, Charlotte	1
Okeechobee, Highlands	1
Painted Post, Pasco	1
Palatka, Marion	1
Milford, Bay	1
Miami Beach, Unknown	1
Na, Dade	1
Naples, Leon	1
Missing, Desoto	1
Mattoon, Lee	1

COVID-19: characteristics of 1,385,040 Florida resident cases

Data through Jan 5, 2021 verified as of Jan 6, 2021 at 09:25 AM

Data in this report are provisional and subject to change.

The table below includes the cities and counties of residence for cases in Florida residents based on the patient's ZIP Code. Note that city is not always received as part of the initial notification and may be missing while the case is being investigated.

City and county	Cases
Marianna, Leon	1
Marianna, Washington	1
Mary Esther, Hillsborough	1
Los Angeles, Orange	1
Lecanto, Palm Beach	1
Littleton, St. Johns	1
Lake In The Hills, Broward	1
Lake Worth, Unknown	1
Jupiter, Pinellas	1
Kansas City, Palm Beach	1
Clearwater, Leon	1
Clarcona, Seminole	1
Bradenton, Lee	1
Bogota, Unknown	1
Canton, Duval	1
Callahan, Duval	1
Alafaya, Pinellas	1
Apopka, Leon	1
Atlanta, Walton	1
Attalla, Broward	1
Autaugaville, Broward	1
Azalea Park, Lake	1
Azalea Park, Polk	1
Glen Cove, Unknown	1
Glen Saint Mary, Duval	1
Gainesville, Levy	1
Fleming Island, Duval	1
Crystal River, Marion	1
Crestview, Broward	1
Dalecity, Okaloosa	1
Deerfield Beach, Polk	1
Defuniak Springs, Okaloosa	1
Eatonville, Hillsborough	1
Landolakes, Unknown	1
Lawton, Okaloosa	1
Lima, Volusia	1
Macclenny, Dixie	1
Madison, Jefferson	1
Lake Forest, Collier	1
Jacksonville, Baker	1
Irmo, Unknown	1
Key West, Palm Beach	1
Kilgore, Dade	1
Jupiter Inlet, Palm Beach	1
Jzx, Unknown	1
Greensboro, Leon	1
Miami Dade, Unknown	1
Metter, Manatee	1
Missing, Lafayette	1
Miamksaohes, Dade	1
Monument, Broward	1
Mokena, Lee	1
Morrisville, Palm Beach	1
North Brunswick, St. Lucie	1
North Lauderdale, Unknown	1
Ocala, Duval	1
Ocoee, Manatee	1
North Porte, Unknown	1
Notrealville, Polk	1

COVID-19: characteristics of 1,385,040 Florida resident cases

Data through Jan 5, 2021 verified as of Jan 6, 2021 at 09:25 AM

Data in this report are provisional and subject to change.

The table below includes the cities and counties of residence for cases in Florida residents based on the patient's ZIP Code. Note that city is not always received as part of the initial notification and may be missing while the case is being investigated.

City and county	Cases
Okeechobi, Unknown	1
Orlando, Clay	1
Orem, Dade	1
Orlando, Gadsden	1
Orlando, Walton	1
Oviedo, Lake	1
Pensacola, Dade	1
Plantation Key, Monroe	1
Plantation, Leon	1
Panomo City, Bay	1
Twentynine Palms, Broward	1
Surprise, Unknown	1
Syracuse, Unknown	1
Sarasota, Unknown	1
St Cloud, Orange	1
Saint Petersburg, Bay	1
San Marcos, Unknown	1
Pooler, Broward	1
Ridgewood, Lee	1
Roseville, Broward	1
Port St. Lucie, Unknown	1
Putnam, Putnam	1
Xifamk, Dade	1
Winfield, Hillsborough	1
Winter Garden, Lee	1
Winter Garden, Unknown	1
Winter Park, Bay	1
Vernon, Walton	1
University Of Central Florida, Duval	1
Venezuela, Unknown	1
Whippany, Volusia	1
Weirsdale, Lake	1
Lake Butler, Alachua	1
Kingsland, Nassau	1
Knoxville, Bay	1
Indian Rocks Beach, Duval	1
Key West, Duval	1
Keys West, Unknown	1
Hoclywsod, Dade	1
Hiawassee, Osceola	1
Homeless, Hillsborough	1
Homeless, Monroe	1
Homeless, Pinellas	1
Inwood, Broward	1
Irvine, Marion	1
Jefferson, Dade	1
Jonesboro, Leon	1
Jupiter, Dade	1
Jupiter, St. Lucie	1
Kenilworth, Leon	1
Monroe Township, Palm Beach	1
Moore Haven, Okeechobee	1
Morrisville, Unknown	1
Milford, Lee	1
Missing, Levy	1
North Palm Beach, Orange	1
Northport, Sarasota	1
Oakland, Lee	1
Las Vegas, Palm Beach	1

COVID-19: characteristics of 1,385,040 Florida resident cases

Data through Jan 5, 2021 verified as of Jan 6, 2021 at 09:25 AM

Data in this report are provisional and subject to change.

The table below includes the cities and counties of residence for cases in Florida residents based on the patient's ZIP Code. Note that city is not always received as part of the initial notification and may be missing while the case is being investigated.

City and county	Cases
Ldhl, Broward	1
Little Neck, Lee	1
Micanopy, Marion	1
Mckinney, Broward	1
Miamc, Dade	1
Carmel, Orange	1
Caracas, Dade	1
Boston, Broward	1
Brooklyn, Broward	1
Brooklyn, Dade	1
Brooklyn, Lee	1
Dallas, Hernando	1
Coconut Ck, Unknown	1
Chicago, Unknown	1
Apopka, Brevard	1
Apopka, Clay	1
Apopka, Polk	1
Asheville, Highlands	1
Astoria, Broward	1
Bartow, Hardee	1
Boca Raton, Broward	1
Belle Isle, Osceola	1
Bel Air, Collier	1
Alachua, Duval	1
Alpharetta, Broward	1
Fort Lauderdale, Leon	1
Fort White, Clay	1
Deer Park, Dade	1
Deerfield Beach, Unknown	1
Deland, Seminole	1
Doral, Unknown	1
Downingtown, Hillsborough	1
Dpo, Santa Rosa	1
Hallandale, Unknown	1
Gurabo, Osceola	1
Hernando, Marion	1
Hialeah, Collier	1
Helen, Bay	1
Garden City, Alachua	1
Gaylord, Orange	1
Gotcha, Orange	1
Greensburg, Palm Beach	1
Fisher Island, Unknown	1
Prattville, Hillsborough	1
Prestonsburg, Bay	1
Quincy, Jackson	1
Rapid City, Broward	1
Red Bay, Holmes	1
Piasa, Putnam	1
Palmetto, Pasco	1
Pass-A-Grille Beach, Pinellas	1
Pembroke Lakes, Broward	1
Other, Dade	1
Palmetto Bay, Palm Beach	1
New Middletown, Hillsborough	1
Orlando, Putnam	1
Waipahu, Santa Rosa	1
Ward, Polk	1
Wellborn, Columbia	1

COVID-19: characteristics of 1,385,040 Florida resident cases

Data through Jan 5, 2021 verified as of Jan 6, 2021 at 09:25 AM

Data in this report are provisional and subject to change.

The table below includes the cities and counties of residence for cases in Florida residents based on the patient's ZIP Code. Note that city is not always received as part of the initial notification and may be missing while the case is being investigated.

City and county	Cases
Summnmerville, Unknown	1
Syracuse, Polk	1
Tallahassee, Dade	1
Tamarac, Dade	1
Tavares, Orange	1
Topsham, Manatee	1
Town Of Nocatee, St. Johns	1
University Of Central Fl, Pinellas	1
Unkn, Duval	1
Suitland, Volusia	1
Shirley, Flagler	1
Seminole, Leon	1
Russellville, Bay	1
Saint Joseph, Volusia	1
San Antonio, Orange	1
Woodbine, Nassau	1
Winter Garden, Marion	1
Winter Park, Citrus	1
Winter Park, Hendry	1
Winter Garden, Duval	1
West Yarmouth, St. Lucie	1
Venetian Islands, Dade	1
Middletown, Osceola	1
Macclenny, Duval	1
Mantua, Broward	1
Mayaguez, Dade	1
Oldsrav, Manatee	1
North Laud, Unknown	1
Ocoee, Unknown	1
Murrieta, Seminole	1
Monroe, Hillsborough	1
Longwood, Broward	1
Lucedale, St. Lucie	1
Hialeahgardens, Dade	1
Gibsonton, Unknown	1
Greenbrier, Bay	1
Hoosick Falls, Broward	1
Hosford, Calhoun	1
Interlachen, Duval	1
Brandon, Pinellas	1
Bonita, Lee	1
Bocaraten, Palm Beach	1
Bronson, Alachua	1
Brooker, Alachua	1
Alva, Escambia	1
Arcadia, Highlands	1
Baker, Santa Rosa	1
Armstrong, St. Johns	1
Atl, Brevard	1
Belmont, Santa Rosa	1
Blountstown, Broward	1
Belle Isle, Duval	1
Cincinnati, Dade	1
Champions Gate, Osceola	1
Dfafs, Okaloosa	1
Davie, Unknown	1
Dayton, Orange	1
Gainesville, Okaloosa	1
Floral, Okaloosa	1

COVID-19: characteristics of 1,385,040 Florida resident cases

Data through Jan 5, 2021 verified as of Jan 6, 2021 at 09:25 AM

Data in this report are provisional and subject to change.

The table below includes the cities and counties of residence for cases in Florida residents based on the patient's ZIP Code. Note that city is not always received as part of the initial notification and may be missing while the case is being investigated.

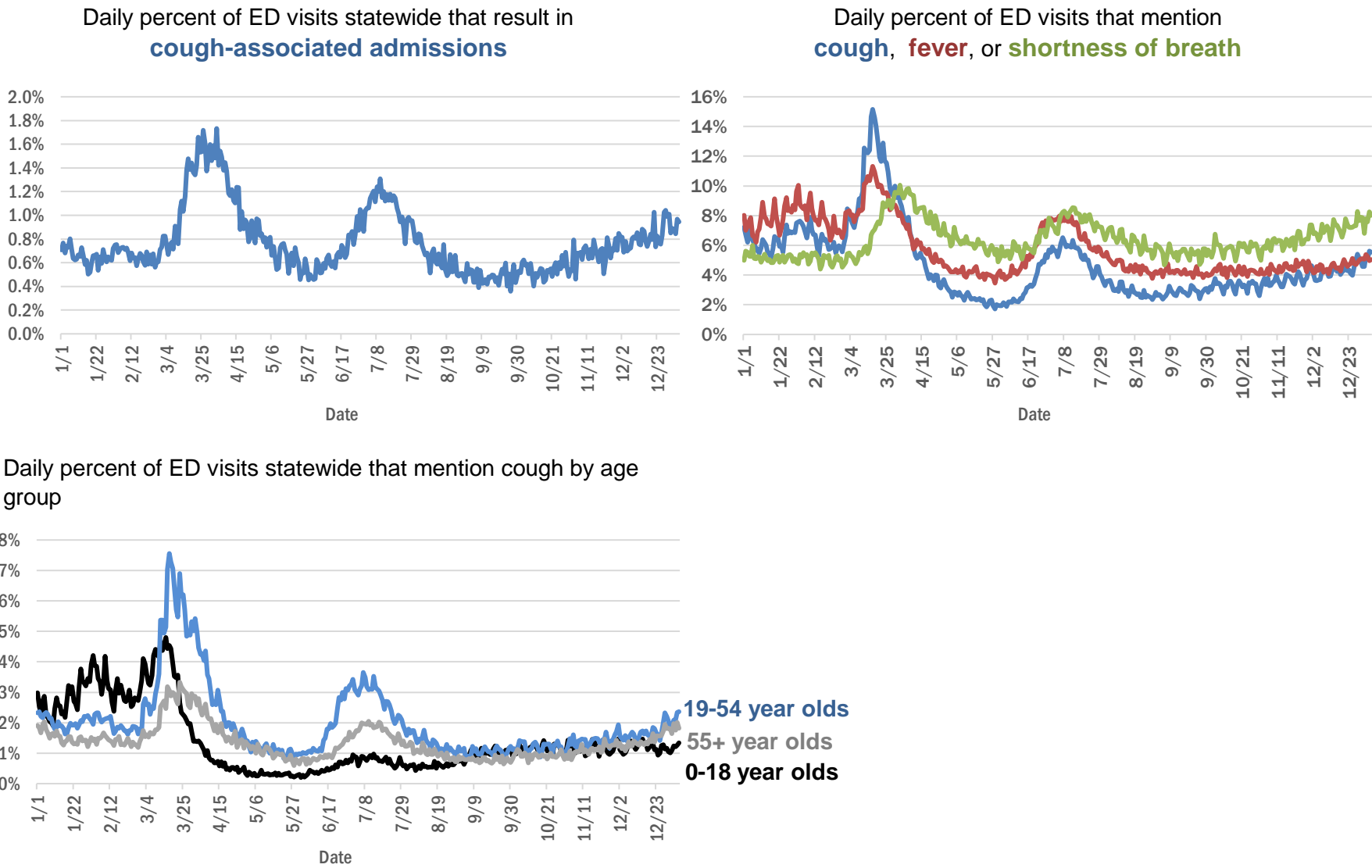
City and county	Cases
Edgewood, Broward	1
Wtixrat, Dade	1
Pembroke Pines, Dade	1
Pensacola, Sumter	1
Paducah, Manatee	1
Perth Amboy, Hillsborough	1
Puerto Rico, Unknown	1
Randolph, Orange	1
Refused, Unknown	1
Sanford, Orange	1
Sharpes, Brevard	1
Powell, Lee	1
Saint Petersburg, Charlotte	1
Saint Lucie Village, St. Lucie	1
Westlake Village, Unknown	1
Watersound, Bay	1
Windermere, Volusia	1
Ventura, Orange	1
Unk, Duval	1
Sunrtise, Dade	1
Tallahassee, Gadsden	1
Tallahassee, Madison	1
Toms River, Lee	1
Tourist, Dade	1
Trenton, Dixie	1
Unknown, Unknown	1
Total	1,385,040

COVID-19: additional surveillance information

Data through Jan 5, 2021 verified as of Jan 6, 2021 at 09:25 AM

Data in this report are provisional and subject to change.

Statewide emergency department (ED) chief complaint and admission data



The Electronic Surveillance System for the Early Notification of Community-Based Epidemics (ESSENCE-FL) includes chief complaint data from 211 of 211 Florida EDs. Data are transmitted electronically to ESSENCE-FL daily or hourly.

COVID-19: testing by laboratory

Data through Jan 5, 2021 verified as of Jan 6, 2021 at 09:25 AM

Data in this report are provisional and subject to change.

The numbers in the table below represent the number of Florida and non-Florida residents for whom test results were received by the Department of Health. A person can be tested by more than one laboratory and can have both positive and negative results. **Therefore, the sum of the numbers in each column will be larger than the total number of people tested.**

Reporting lab	Inconclusive	Negative	Positive	Percent positive	Total
LABORATORY CORPORATION OF AMERICA	2,184	1,371,168	179,043	12%	1,552,395
QUEST DIAGNOSTICS	10,158	1,211,247	174,081	12%	1,395,486
CURATIVE LABS	10,296	1,042,355	142,666	12%	1,195,317
BIO REFERENCE LABORATORIES, INC	7,283	801,175	148,957	16%	957,415
HELIX	4,715	381,523	61,061	14%	447,299
GENETWORX	661	390,607	32,937	8%	424,205
REALTOX LABS LLC	3,915	352,563	56,346	14%	412,824
CDR MAGUIRE - HEALTH CARE CENTER		236,603	34,717	13%	271,320
RCA LABORATORY SERVICES, LLC		246,863	21,864	8%	268,727
EAST FLORIDA STATE COLLEGE - BREVARD		212,889	26,986	11%	239,875
REAL DIAGNOSTICS	1,278	175,225	24,059	12%	200,562
IMPACT HEALTH BIOMETRIC TESTING, INC	969	178,505	19,369	10%	198,843
NOMI HEALTH LAB SERVICES		172,661	19,560	10%	192,221
NOMI_HEALTH	272	160,960	23,081	13%	184,313
BPHL-JACKSONVILLE	18	132,872	22,811	15%	155,701
MAKO GENOMICS	6,273	121,663	20,861	14%	148,797
ELABNETWORK	1,058	133,864	11,201	8%	146,123
MAYO CLINIC LABORATORIES	302	117,648	14,169	11%	132,119
ADVENTHEALTH LAB	99	117,742	13,704	10%	131,545
NORTHWEST LABORATORY	246	121,016	6,471	5%	127,733
BAYCARE LABORATORIES LLC	503	110,409	9,866	8%	120,778
ADVENT HEALTH LAB	112	101,260	13,957	12%	115,329
MEDICAL DIAGNOSTIC LABORATORIES	970	98,161	14,109	12%	113,240
MEMORIAL REGIONAL HOSPITAL SOUTH	23	93,836	18,813	17%	112,672
BPHL-MIAMI	225	96,308	15,818	14%	112,351
FULGENT DIAGNOSTICS LABORATORY	1,971	99,368	10,139	9%	111,478
BIOCOLLECTIONS WORLDWIDE, INC	662	97,509	12,335	11%	110,506
ASCENSION SACRED HEART HOSPITAL - PENSACOLA	2	95,160	13,963	13%	109,125
ORLANDO HEALTH SYSTEM	622	92,981	9,361	9%	102,964
KORVALABS, INC	1,281	90,913	4,665	5%	96,859
BPHL-TAMPA (SPECTRUM BLVD)	45	71,936	12,980	15%	84,961
TAMPA GENERAL HOSPITAL	4	76,344	6,907	8%	83,255
SUNPATH MEDICAL DIAGNOSTICS LABORATORY	732	71,304	10,576	13%	82,612
PWNHEALTH	225	74,241	7,676	9%	82,142
UF HEALTH MEDICAL LAB	33	73,978	6,726	8%	80,737
DIATHERIX LABORATORIES		69,339	10,054	13%	79,393
AKESOGEN		66,335	11,696	15%	78,031
TESTING MATTERS INC	170	68,033	9,801	13%	78,004
BAPTIST HEALTH SOUTH FLORIDA	292	61,423	9,727	14%	71,442
ASCENSION ST VINCENT'S - RIVERSIDE	1	55,981	7,737	12%	63,719
JACKSON MEMORIAL HOSPITAL CLINICAL LAB	79	50,261	9,485	16%	59,825
LAKELAND REGIONAL MEDICAL CENTER	128	50,659	6,325	11%	57,112
UF HEALTH SHANDS HOSPITAL	342	50,562	3,496	6%	54,400
SOUTH MIAMI HOSPITAL LAB	245	46,308	6,563	12%	53,116
ARUP LABORATORIES	16	50,002	2,908	5%	52,926
AMERICAN HEALTH ASSOCIATES	9	46,984	3,531	7%	50,524
AIT LABORATORIES		44,420	5,268	11%	49,688

COVID-19: testing by laboratory

Data through Jan 5, 2021 verified as of Jan 6, 2021 at 09:25 AM

Data in this report are provisional and subject to change.

The numbers in the table below represent the number of Florida and non-Florida residents for whom test results were received by the Department of Health. A person can be tested by more than one laboratory and can have both positive and negative results. **Therefore, the sum of the numbers in each column will be larger than the total number of people tested.**

Reporting lab	Inconclusive	Negative	Positive	Percent positive	Total
VIRACOR EUROFINS		35,083	9,727	22%	44,810
APPLIED INGENUITY DIAGNOSTICS LLC		41,576	1,808	4%	43,384
BAPTIST HEALTH - JACKSONVILLE	4	37,622	2,814	7%	40,440
TALLAHASSEE MEMORIAL HOSPITAL	197	35,492	4,275	11%	39,964
INGENIOUS PERSONALIZED MEDICINE	147	32,742	6,700	17%	39,589
ORANGE COUNTY CONVENTION CENTER		33,330	3,657	10%	36,987
MIAMI DADE COUNTY☐		32,093	3,527	10%	35,620
SARASOTA MEMORIAL HOSPITAL MAIN LAB	12	31,422	2,748	8%	34,182
BROWARD GENERAL MEDICAL CENTER-CLINICAL LAB	2	30,646	3,180	9%	33,828
LEE HEALTH - CAPE CORAL HOSPITAL	3	28,928	4,758	14%	33,689
WALGREENS	31	28,363	5,237	16%	33,631
MILLENNIUM PHYSICIAN GROUP	17	27,938	5,018	15%	32,973
UNIVERSITY OF MIAMI HOSPITAL	32	28,503	3,050	10%	31,585
NICKLAUS CHILDREN'S HOSPITAL	58	27,218	3,976	13%	31,252
GENESIS REFERENCE LABORATORIES		28,056	3,113	10%	31,169
FLORIDA HOSPITAL - TAMPA	37	28,512	2,469	8%	31,018
UF HEALTH JACKSONVILLE	44	27,494	2,967	10%	30,505
AEGIS SCIENCES CORPORATION	165	26,038	4,056	13%	30,259
ECCO LAB GROUP CO	423	25,019	4,077	14%	29,519
NORTH FLORIDA REGIONAL MEDICAL CENTER		22,368	2,634	11%	25,002
ADVENTIST HEALTH SYSTEMS SUNBELT INC DBA		22,856	1,929	8%	24,785
ST JOSEPHS HOSPITAL LABORATORY	22	21,781	2,851	12%	24,654
MOUNT SINAI MEDICAL CENTER	8	22,181	2,274	9%	24,463
JUPITER MEDICAL CENTER LAB	61	22,161	1,997	8%	24,219
BRANDON REGIONAL HOSPITAL		21,351	2,765	11%	24,116
PALMETTO GENERAL HOSPITAL LAB	3	18,660	3,938	17%	22,601
JFK MEDICAL CENTER LAB	1	19,614	2,498	11%	22,113
DWIC OF TAMPA BAY INC		19,957	1,668	8%	21,625
ACCESS DX LABORATORY	205	19,447	1,961	9%	21,613
STATLAB_MOBILE	1	19,248	1,986	9%	21,235
ADVENT HEALTH - DAYTONA BEACH	32	18,889	1,496	7%	20,417
NAPLES COMMUNITY HOSPITAL	66	18,178	1,867	9%	20,111
INTEGRATED REGIONAL LABORATORIES LLP		17,106	2,727	14%	19,833
LAB DIAGNOSTICS LLC	381	13,792	5,216	27%	19,389
PANCARE OF FLORIDA INC		17,294	1,917	10%	19,211
AVENTUS BIO LABS	16	16,661	2,293	12%	18,970
PATIENTS FIRST LAKE ELLA MEDICAL CENTER PA		15,599	2,828	15%	18,427
MORTON PLANT HOSPITAL-ADLER INSTITUTE	26	16,472	1,815	10%	18,313
WATSON CLINIC LLP		14,740	3,302	18%	18,042
HEALTHLINK DIAGNOSTIC LABORATORIES	200	16,133	1,602	9%	17,935
EXACT SCIENCES LABORATORIES		16,117	1,757	10%	17,874
HOLY CROSS HOSPITAL CLINICAL LAB	1	16,517	1,317	7%	17,835
DRS CLACK SPENCER WHITE & MCCORMACK PA D/B/A		16,071	1,634	9%	17,705
STS LAB 2 LLC	6	16,878	725	4%	17,609

COVID-19: testing by laboratory

Data through Jan 5, 2021 verified as of Jan 6, 2021 at 09:25 AM

Data in this report are provisional and subject to change.

The numbers in the table below represent the number of Florida and non-Florida residents for whom test results were received by the Department of Health. A person can be tested by more than one laboratory and can have both positive and negative results. **Therefore, the sum of the numbers in each column will be larger than the total number of people tested.**

Reporting lab	Inconclusive	Negative	Positive	Percent positive	Total
SAINT MARY'S MEDICAL CENTER	22	15,667	1,835	10%	17,524
HEALTH CENTER AT SINAI RESIDENCES		16,942	506	3%	17,448
BIOCERNA LABS	461	14,582	2,112	12%	17,155
INFINITY BIOLOGIX LLC	49	14,467	578	4%	15,094
LEESBURG REGIONAL MEDICAL CENTER		13,044	1,656	11%	14,700
INDIAN RIVER MEDICAL CENTER LAB		13,669	851	6%	14,520
OSCEOLA REGIONAL MEDICAL CENTER	1	12,602	1,813	13%	14,416
CLEVELAND CLINIC HOSPITAL LAB	4	12,706	1,696	12%	14,406
HOMESTEAD HOSPITAL CLINICAL LABORATORY	25	11,645	2,417	17%	14,087
BAYFRONT HEALTH - ST PETERSBURG	17	11,899	1,928	14%	13,844
MEMORIAL HOSPITAL JACKSONVILLE	8	11,524	2,236	16%	13,768
MALABAR MEDICAL WALK IN CLINIC		11,592	1,801	13%	13,393
WELLINGTON REGIONAL MED CTR LAB	5	11,898	1,451	11%	13,354
NIGHT LITE PEDIATRIC CENTER LLC		11,621	1,201	9%	12,822
ORANGE PARK MEDICAL CENTER	9	10,625	2,089	16%	12,723
NORTHWEST MEDICAL CENTER	1	11,161	1,555	12%	12,717
MEMORIAL REGIONAL HOSPITAL CLINICAL LABORATORY	10	11,744	810	6%	12,564
AHALABS		11,859	653	5%	12,512
WEST KENDALL BAPTIST HOSPITAL	10	10,100	2,338	19%	12,448
DELRAY MEDICAL CENTER LAB	3	11,160	1,190	10%	12,353
LEE HEALTH - LEE MEMORIAL HOSPITAL		9,233	3,106	25%	12,339
PRIVA PATH LABS	55	11,571	675	5%	12,301
BETHESDA HOSPITAL EAST		11,180	1,054	9%	12,234
OAK HILL HOSPITAL		10,831	1,320	11%	12,151
UNITED CLINICAL LABORATORY LLC	2	10,389	1,576	13%	11,967
FLORIDA HOSPITAL WATERMAN LABORATORY	70	10,997	857	7%	11,924
VISTA CLINICAL DIAGNOSTICS	289	10,593	1,004	8%	11,886
LAWNWOOD REGIONAL MEDICAL CENTER	1	10,293	1,578	13%	11,872
CLEVELAND CLINIC TRADITION HOSPITAL		10,978	813	7%	11,791
ST MARKS HOSPITAL LABORATORY B	78	10,627	1,002	9%	11,707
BAPTIST HEALTH - SOUTH		10,801	892	8%	11,693
GENESIS MEDICAL LABORATORY	135	9,835	1,689	14%	11,659
BINAXNOW	9	8,961	2,621	23%	11,591
PWN HEALTH	17	9,400	2,044	18%	11,461
WINTER HAVEN HOSPITAL CLINICAL LABORATORY	4	9,797	1,653	14%	11,454
ST ANTHONY'S HOSPITAL LAB	26	10,157	1,200	11%	11,383
LARGO MEDICAL CENTER		10,114	1,219	11%	11,333
INDIAN RIVER PATHOLOGY LLC		10,332	911	8%	11,243
MEDFAST URGENT CARE CENTERS, LLC	4	9,799	1,369	12%	11,172
UHEALTH CORAL GABLES/LENNAR MED CTR	3	10,571	597	5%	11,171
BAPTIST HEALTHCARE - BAPTIST HOSPITAL	5	8,854	2,237	20%	11,096
GOOD SAMARITAN MEDICAL CENTER LAB	2	9,376	1,390	13%	10,768
WESTSIDE REGIONAL MED CTR	2	9,154	1,522	14%	10,678
ACCESS MEDICAL LABORATORIES	3	5,543	4,993	47%	10,539
LARKIN COMMUNITY HOSPITAL INC DBA CARDIOTROPIC		6,820	3,621	35%	10,441

COVID-19: testing by laboratory

Data through Jan 5, 2021 verified as of Jan 6, 2021 at 09:25 AM

Data in this report are provisional and subject to change.

The numbers in the table below represent the number of Florida and non-Florida residents for whom test results were received by the Department of Health. A person can be tested by more than one laboratory and can have both positive and negative results. **Therefore, the sum of the numbers in each column will be larger than the total number of people tested.**

Reporting lab	Inconclusive	Negative	Positive	Percent positive	Total
WEST FLORIDA HOSPITAL LAB		8,261	2,178	21%	10,439
MEDICAL CENTER OF TRINITY CLINICAL LABORATORY	1	9,223	1,075	10%	10,299
ST JOSEPHS HOSPITAL	18	9,007	1,270	12%	10,295
MERCY HOSPITAL A CAMPUS OF PLANTATION GEN HOSP LAB	1	8,601	1,688	16%	10,290
PALMS WEST HOSPITAL LAB	2	8,796	1,465	14%	10,263
GULF COAST MEDICAL CENTER MICROLAB		8,001	2,240	22%	10,241
LARKIN COMMUNITY HOSPITAL	10	8,810	1,368	13%	10,188
REGIONAL MEDCIAL CENTER BAYONET POINT	2	9,228	756	8%	9,986
COAST DIAGNOSTICS LLC	38	9,084	835	8%	9,957
SRQ DRIVE THROUGH☐		8,944	905	9%	9,849
MEASE COUNTRYSIDE LAB	13	8,848	956	10%	9,817
THE VILLAGES REGIONAL HOSPITAL		8,925	885	9%	9,810
NONA SCIENTIFIC	5	7,626	2,156	22%	9,787
MINUTECLINIC LLC		8,289	1,477	15%	9,766
LAKE CITY HM		9,034	695	7%	9,729
CAPITAL REGIONAL MEDICAL CTR		7,789	1,853	19%	9,642
PALM BEACH BALL PARK		8,605	997	10%	9,602
CORAL GABLES HOSPITAL CLINICAL LABORATORY		8,036	1,561	16%	9,597
HALIFAX MEDICAL CENTER LAB	35	8,196	1,364	14%	9,595
AVECINA	17	8,857	642	7%	9,516
AVENTURA HOSPITAL LAB		7,728	1,768	19%	9,496
WEST BOCA MEDICAL CENTER LAB		8,740	714	8%	9,454
MANATEE MEMORIAL HOSPITAL		8,560	761	8%	9,321
BLAKE MEDICAL CENTER		8,108	1,188	13%	9,296
LEE HEALTH - HEALTH PARK MEDICAL CENTER		7,616	1,528	17%	9,144
PALM BEACH GARDENS MEDICAL CTR LAB		8,285	859	9%	9,144
BOSTON HEART DIAGNOSTICS CORP		7,880	1,173	13%	9,053
CLARITY LAB SOLUTIONS	47	8,003	954	11%	9,004
FLORIDA HOSPITAL HEARTLAND MED CTR CLINICAL LAB	33	7,770	1,135	13%	8,938
GENOVA DIAGNOSTICS LABORATORY	34	8,177	654	7%	8,865
ADVENT HEALTH - WESLEY CHAPEL	14	7,969	787	9%	8,770
FLORIDA LABORATORY ANALYSIS		7,730	981	11%	8,711
THE HEALTHCARE DISTRICT OF PALM BEACH COUNTY	35	7,626	985	11%	8,646
PATHNOSTICS	24	6,620	1,917	22%	8,561
LAKE CITY MEDICAL CENTER		6,692	1,777	21%	8,469
BAPTIST HEALTH SOUTH FLORIDA - WEST KENDALL URGENT CARE		7,079	1,331	16%	8,410
DOCTORS HOSPITAL	6	7,035	1,367	16%	8,408
P4 CLINICAL, LLC	116	7,489	747	9%	8,352
ADVENTHEALTH CENTRA CARE LAKE BUENA VISTA		7,666	683	8%	8,349
AVECINA MEDICAL OAKLEAF	3	6,977	1,330	16%	8,310
AVECINA MEDICAL	4	6,168	2,105	25%	8,277
NEMOURS CHILDRENS HOSPITAL	1	7,569	383	5%	7,953
PLANTATION GENERAL HOSPITAL		6,661	1,236	16%	7,897
FLORIDA MEDICAL CENTER - A CAMPUS OF NORTH SHORE	2	6,916	948	12%	7,866
INFORM DIAGNOSTICS, INC		7,366	420	5%	7,786
CORAL SPRINGS MED CTR		6,974	724	9%	7,698
FLORIDA HOSPITAL FLAGLER	29	7,094	558	7%	7,681

COVID-19: testing by laboratory

Data through Jan 5, 2021 verified as of Jan 6, 2021 at 09:25 AM

Data in this report are provisional and subject to change.

The numbers in the table below represent the number of Florida and non-Florida residents for whom test results were received by the Department of Health. A person can be tested by more than one laboratory and can have both positive and negative results. **Therefore, the sum of the numbers in each column will be larger than the total number of people tested.**

Reporting lab	Inconclusive	Negative	Positive	Percent positive	Total
NORTHSIDE HOSPITAL AND HEART INSTITUTE		6,910	746	10%	7,656
NCH NORTH NAPLES HOSPITAL LAB	15	6,733	829	11%	7,577
CENTRAL FLORIDA REGIONAL HOSPITAL		6,721	740	10%	7,461
FLORIDA HOSPITAL DELAND	10	6,471	946	13%	7,427
NORTH SHORE MEDICAL CENTER		6,049	1,250	17%	7,299
LEON MEDICAL CENTERS LLC		5,668	1,627	22%	7,295
BROWARD HEALTH NORTH CLINICAL LABORATORY		6,380	794	11%	7,174
FLORIDA HOSPITAL ZEPHYRHILLS	10	6,435	681	10%	7,126
ALL CHILDREN'S HOSPITAL		6,642	462	7%	7,104
KD MEDICAL CHOICE LLC	1	6,362	670	10%	7,033
AMERICAN FAMILY CARE		3,793	3,221	46%	7,014
FLORIDA HOSPITAL OF CARROLLWOOD	22	5,967	918	13%	6,907
OCALA REGIONAL MEDICAL CENTER		6,050	838	12%	6,888
VIKOR SCIENTIFIC	10	5,569	1,257	18%	6,836
WEST PALM HOSPITAL LAB		6,227	536	8%	6,763
CARDIOPATH	1	6,101	651	10%	6,753
LUMINUS DIAGNOSTICS		6,205	537	8%	6,742
LEE HEALTH - GULF COAST MEDICAL CENTER	2	5,374	1,304	20%	6,680
CLEVELAND CLINIC MARTIN SOUTH HOSPITAL	1	6,032	630	9%	6,663
MEMORIAL HOSPITAL WEST LABORATORY SERVICES	14	5,930	618	9%	6,562
BAPTIST HEALTH - BEACHES		6,001	500	8%	6,501
VISTA CLINICAL	8	3,782	2,674	41%	6,464
MEDEXPRESS URGENT CARE	2	4,372	2,078	32%	6,452
BAPTIST HEALTH SOUTH FLORIDA - COUNTRY WALK URGENT CARE		5,382	1,066	17%	6,448
EXPRESS GENE MOLECULAR DIAGNOSTICS LABORATORY		5,272	1,147	18%	6,419
FULGENT DIAGNOSTICS	100	5,800	450	7%	6,350
SOUTH BAY HOSPITAL CLINICAL LAB		5,565	577	9%	6,142
MEDARBOR DIAGNOSTICS	1	5,121	1,007	16%	6,129
MORTON PLANT-MEASE	4	5,573	515	8%	6,092
LABSTAT LLC	2	5,625	330	6%	5,957
MEMORIAL HOSPITAL MICRO		5,528	418	7%	5,946
POINCIANA MEDICAL CENTER		4,639	1,295	22%	5,934
ARCPOINT LABS OF FORT MYERS	4	5,111	765	13%	5,880
WEST MARION COMMUNITY HOSPITAL LAB		5,011	866	15%	5,877
ANNE BATES LEACH EYE HOSPITAL/ ABLEH MICROBIOLOGY LABORATORY		5,749	86	1%	5,835
LAKEWOOD RANCH MEDICAL CENTER		5,349	442	8%	5,791
BAPTIST HEALTH SOUTH FLORIDA - MIAMI LAKES URGENT CARE		4,529	1,212	21%	5,741
FLORIDA HOSPITAL FISH MEMORIAL	19	4,940	774	14%	5,733
CLEVELAND CLINIC MARTIN NORTH HOSPITAL		5,040	621	11%	5,661
PRECISION HEALTH RESOURCES LLC		5,284	370	7%	5,654
ST LUCIE MEDICAL CENTER		4,504	1,059	19%	5,563
ST JOSEPHS NORTH HOSPITAL LAB	7	4,784	697	13%	5,488
BAYCARE COMMUNITY HEALTH		5,329	139	3%	5,468
CernerELR_Advent		4,694	648	12%	5,342
MARTIN HOSPITAL SOUTH LAB		4,966	281	5%	5,247
UNKNOWN	3	2,900	2,306	44%	5,209
HIALEAH HOSPITAL	4	4,063	1,123	22%	5,190

COVID-19: testing by laboratory

Data through Jan 5, 2021 verified as of Jan 6, 2021 at 09:25 AM

Data in this report are provisional and subject to change.

The numbers in the table below represent the number of Florida and non-Florida residents for whom test results were received by the Department of Health. A person can be tested by more than one laboratory and can have both positive and negative results. **Therefore, the sum of the numbers in each column will be larger than the total number of people tested.**

Reporting lab	Inconclusive	Negative	Positive	Percent positive	Total
AVERO DIAGNOSTICS - IRVING	6	4,822	349	7%	5,177
IMPERIAL POINT MEDICAL CENTER		4,757	416	8%	5,173
BAPTIST HEALTH SOUTH FLORIDA - WESTCHESTER URGENT CARE		4,184	924	18%	5,108
BAPTIST HEALTH - NASSAU		4,833	253	5%	5,086
BAPTIST HEALTH SOUTH FLORIDA - DORAL URGENT CARE		4,065	1,006	20%	5,071
OVIEDO MEDICAL CENTER		4,545	519	10%	5,064
SUNRISE MEDICAL LABORATORIES	2	4,736	324	6%	5,062
SANTA ROSA MEDICAL CENTER		4,123	917	18%	5,040
ISPM LABS, LLC DBA CAPSTONE DIAGNOSTICS, LLC		4,804	177	4%	4,981
H LEE MOFFITT CANCER CENTER LABORATORY		4,780	132	3%	4,912
TROPICANA FIELD - LOT 2	19	4,449	417	9%	4,885
HOLIDAY CVS LLC		4,652	210	4%	4,862
FORT WALTON BEACH MEDICAL CENTER		4,071	676	14%	4,747
BAYFRONT HEALTH - VENICE REGIONAL MEDICAL	1	4,343	387	8%	4,731
SOUTH FLORIDA BAPTIST HOSPITAL MICRO	3	3,973	684	15%	4,660
ST PETERSBURG GENERAL HOSPITAL		3,894	739	16%	4,633
BAPTIST HEALTH SOUTH FLORIDA - PEMBROKE PINES URGENT CARE		3,888	712	15%	4,600
SYNERGY LABORATORIES	7	4,115	474	10%	4,596
FLORIDA HOSPITAL OCALA		4,112	481	10%	4,593
NIGHT LITE PEDIATRICS	4	3,317	1,211	27%	4,532
ADVENTHEALTH CENTRA CARE WINTER GARDEN	1	4,114	392	9%	4,507
FLORIDA HOSPITAL NORTH PINELLAS	11	4,123	339	8%	4,473
NATIONWIDE LABORATORY SERVICES INC	179	3,656	610	14%	4,445
EGLIN AIR FORCE BASE	12	3,223	1,182	27%	4,417
ADVENTHEALTH CENTRA CARE DR PHILLIPS		4,117	296	7%	4,413
MOFFITT CANCER CENTER	6	4,311	92	2%	4,409
ADVENTHEALTH CENTRA CARE WINTER PARK		4,106	291	7%	4,397
GENE BY GENE, GENOMICS RESEARCH CENTER LAB	39	4,135	192	4%	4,366
BAPTIST HEALTH SOUTH FLORIDA - CORAL SPRINGS URGENT CARE		3,765	578	13%	4,343
HEALTHQUEST ESOTERICS		3,085	1,129	27%	4,214
ADVENTHEALTH CENTRA CARE UNIVERSITY		3,860	306	7%	4,166
SOLARIS DIAGNOSTICS	5	3,702	422	10%	4,129
BAYFRONT HEALTH - PORT CHARLOTTE		3,782	347	8%	4,129
QDX PATHOLOGY SERVICES	1	3,792	325	8%	4,118
ADVENTHEALTH CENTRA CARE ST CLOUD		3,607	483	12%	4,090
UNIVERSITY HOSPITAL AND MEDICAL CENTER		3,150	928	23%	4,078
PUTNAM COMMUNITY MEDICAL CENTER		3,526	500	12%	4,026
ADVENTHEALTH CENTRA CARE HUNTERS CREEK		3,559	455	11%	4,014
NIGHT LITE PEDIATRICS URGENT CARE	1	3,413	585	15%	3,999
DOCTORS URGENT CARE LLC	1	3,235	747	19%	3,983
SYNERGY DIAGNOSTIC LABORATORY	84	3,490	398	10%	3,972
PHYSICIANS REGIONAL MEDICAL CENTER - PINE RIDGE RD	1	3,263	684	17%	3,948
CARDIOTROPIC LABS	83	3,141	724	18%	3,948
BAPTIST HEALTH - NORTH		3,043	861	22%	3,904
MEDEXPRESS URGENT CARE OF BOYNTON BEACH LLC		3,661	163	4%	3,824
MEASE DUNEDIN HOSPITAL	5	3,447	330	9%	3,782
ADVENTHEALTH CENTRA CARE WATERFORD LAKES		3,343	407	11%	3,750

COVID-19: testing by laboratory

Data through Jan 5, 2021 verified as of Jan 6, 2021 at 09:25 AM

Data in this report are provisional and subject to change.

The numbers in the table below represent the number of Florida and non-Florida residents for whom test results were received by the Department of Health. A person can be tested by more than one laboratory and can have both positive and negative results. **Therefore, the sum of the numbers in each column will be larger than the total number of people tested.**

Reporting lab	Inconclusive	Negative	Positive	Percent positive	Total
ANGEL KIDS PEDIATRICS		3,540	200	5%	3,740
MEDICAL DNA LABS LLC	2	3,451	284	8%	3,737
ADVENTHEALTH CENTRA CARE LEE ROAD		3,424	303	8%	3,727
MEDEXPRESS URGENT CARE HUDSON		3,267	440	12%	3,707
SUNCOAST PATHOLOGY ASSOCIATES		3,388	293	8%	3,681
ACUTIS DIAGNOSTICS	16	3,069	585	16%	3,670
PALMS OF PASADENA HOSPITAL		3,252	410	11%	3,662
NORTHWEST FLORIDA COMMUNITY HOSPITAL	24	2,567	1,068	29%	3,659
ADVENTHEALTH CENTRA CARE CLERMONT		3,320	328	9%	3,648
SARKIS CLINICAL TRIALS	6	3,186	426	12%	3,618
CLARITY LAB SOLUTIONS LLC		3,608	4	0%	3,612
WESTCHESTER HOSPITAL	23	2,901	670	19%	3,594
DOCTORS HOSPITAL OF SARASOTA CLINICAL LABORATORY		3,146	430	12%	3,576
ADVENTHEALTH CENTRA CARE LAKELAND	1	3,146	421	12%	3,568
BAPTIST HEALTH SOUTH FLORIDA - CORAL GABLES (UNIVERSITY) URGENT CARE		3,121	442	12%	3,563
CLINICAL REFERENCE LABORATORY	2	3,416	135	4%	3,553
ADVENTHEALTH CENTRA CARE SANFORD		3,236	304	9%	3,540
RAULERSON HOSPITAL		2,959	577	16%	3,536
ADVENTHEALTH CENTRA CARE APOPKA		3,117	408	12%	3,525
TRINITY SPRINGS		3,095	429	12%	3,524
BAPTIST HEALTH SOUTH FLORIDA - TAMiami TRAIL URGENT CARE		2,793	702	20%	3,495
ADVENTHEALTH CENTRA CARE KISSIMMEE		3,187	276	8%	3,463
ADVENTHEALTH CENTRA CARE LAKE MARY		3,158	281	8%	3,439
BAPTIST HEALTH SOUTH FLORIDA - PINECREST URGENT CARE		2,970	454	13%	3,424
URGENT CARE CURE	2	2,938	453	13%	3,393
COMMUNITY HEALTH CENTERS OF PINELLAS INC		2,700	674	20%	3,374
THE CENTER FOR URGENT CARE	3	2,762	596	18%	3,361
ATLANTIS URGENT CARE	1	2,192	1,163	35%	3,356
BAPTIST HEALTH SOUTH FLORIDA - CORAL GABLES URGENT CARE		2,792	529	16%	3,321
ADVENTIST HEALTH SYSTEMS, SUNBELT INC		3,011	307	9%	3,318
MEDEXPRESS URGENT CARE - ESTERO		3,047	266	8%	3,313
MIDWAY SPECIALTY CARE CENTER DIAGNOSTICS	38	3,046	217	7%	3,301
MEMORIAL HOSPITAL- MIRAMAR	12	3,005	253	8%	3,270
EMPIRE CITY LABORATORIES INC	29	2,801	414	13%	3,244
BAPTIST HEALTH SOUTH FLORIDA - KENDALE LAKES URGENT CARE		2,562	657	20%	3,219
TWIN CITIES HOSPITAL	1	2,805	385	12%	3,191
BETHESDA HOSPITAL WEST		2,892	291	9%	3,183
ADVENTHEALTH CENTRA CARE MOUNT DORA		2,868	307	10%	3,175
BAPTIST HEALTH SOUTH FLORIDA - PALMETTO BAY URGENT CARE		2,635	509	16%	3,144
COASTAL MED URGENT CARE		1,851	1,261	41%	3,112
AHCC WESLEY CHAPEL		2,833	263	8%	3,096
ADVENTHEALTH CENTRA CARE ALTAMONTE		2,794	266	9%	3,060
BAYFRONT HEALTH - SEVEN RIVERS		2,754	274	9%	3,028
HEALTH FIRST ADVENTHEALTH CENTRA CARE GATEWAY	1	2,747	255	8%	3,003
MINUTECLINIC LLC #3703		2,542	443	15%	2,985
DOCTORS URGENT CARE OF LUTZ LLC	1	2,319	632	21%	2,952
MEDEXPRESS URGENT CARE - WEST TAMPA		2,714	229	8%	2,943

COVID-19: testing by laboratory

Data through Jan 5, 2021 verified as of Jan 6, 2021 at 09:25 AM

Data in this report are provisional and subject to change.

The numbers in the table below represent the number of Florida and non-Florida residents for whom test results were received by the Department of Health. A person can be tested by more than one laboratory and can have both positive and negative results. **Therefore, the sum of the numbers in each column will be larger than the total number of people tested.**

Reporting lab	Inconclusive	Negative	Positive	Percent positive	Total
ASCENSION SACRED HEART - EMERALD COAST		2,435	504	17%	2,939
MINUTECLINIC		2,574	363	12%	2,937
BAPTIST HEALTH SOUTH FLORIDA - DAVIE URGENT CARE		2,453	460	16%	2,913
ADVENTHEALTH CENTRA CARE OVIEDO		2,589	316	11%	2,905
PEDIATRIC HEALTH CARE ALLIANCE PA		2,649	253	9%	2,902
BAPTIST HEALTH SOUTH FLORIDA - WESTON URGENT CARE		2,583	309	11%	2,892
STONE CLINICAL LABORATORIES		2,789	96	3%	2,885
MEDEXPRESS URGENT CARE - ROYAL PALM BEACH		2,666	192	7%	2,858
BAYFRONT HEALTH - BROOKSVILLE		2,502	351	12%	2,853
WALGREENS ORLANDO	3	2,499	330	12%	2,832
VETERANS AFFAIRS MEDICAL CENTER - ORLANDO		1,342	1,470	52%	2,812
ADVENTHEALTH CENTRA CARE AZALEA PARK		2,502	307	11%	2,809
MEDEXPRESS URGENT CARE PALM BEACH GARDENS		2,650	134	5%	2,784
WALGREEN CO	2	2,451	317	11%	2,770
MEDEXPRESS URGENT CARE - GOLDEN GATE		2,549	218	8%	2,767
MICROGEN DX	1	2,235	529	19%	2,765
TALLAHASSEE PRIMARY CARE ASSOCIATES		2,452	310	11%	2,762
MEDCOMP SCIENCES LLC	29	1,321	1,398	51%	2,748
ADVENTHEALTH CENTRA CARE PORT ORANGE		2,548	175	6%	2,723
HEALTH FIRST ADVENTHEALTH CENTRA CARE TITUSVILLE		2,493	220	8%	2,713
ADVENT HEALTH - HEART OF FLORIDA ER	1	2,385	325	12%	2,711
ADVENTHEALTH CENTRA CARE ORANGE LAKE		2,456	247	9%	2,703
LAKE SIDE MEDICAL CENTER		2,143	557	21%	2,700
ADVENTHEALTH CENTRA CARE SAND LAKE		2,528	168	6%	2,696
PARAMOUNT URGENT CARE		1,348	1,347	50%	2,695
BARTOW REGIONAL MEDICAL CENTER	1	2,292	385	14%	2,678
ADVENTHEALTH CENTRA CARE LONGWOOD		2,498	175	7%	2,673
CENTRA CARE – WATERFORD LAKES		2,097	575	22%	2,672
ENGLEWOOD COMMUNITY HOSPITAL		2,415	254	10%	2,669
AMELIA URGENT CARE		1,475	1,152	44%	2,627
BAYA PHARMACY & URGENT CARE		1,837	785	30%	2,622
INDIAN RIVER MEDICAL CENTER		2,227	385	15%	2,612
EMERALD COAST URGENT CARE		1,981	625	24%	2,606
PRECISION HEALTH SOLUTIONS		2,512	84	3%	2,596
US BIOTEK LABORATORIES	7	2,298	289	11%	2,594
MEDEXPRESS URGENT CARE - LAKELAND		2,306	254	10%	2,560
BAPTIST HEALTH URGENT CARE AT SAWGRASS		2,148	401	16%	2,549
BAPTIST HEALTH SOUTH FLORIDA - BRICKELL URGENT CARE		2,126	423	17%	2,549
CITRUS MEMORIAL HOSPITAL LABORATORY		2,221	324	13%	2,545
ADVENT HEALTH - OCALA		2,124	414	16%	2,538
DESOTO MEMORIAL HOSPITAL	3	2,079	447	18%	2,529
NCH DOWNTOWN NAPLES HOSPITAL	9	2,211	304	12%	2,524
SELECT LABORATORIES - MARION COUNTY, FL LLC	3	2,339	180	7%	2,522
MEMORIAL HOSPITAL PEMBROKE	3	2,196	291	12%	2,490
HIGHLANDS REGIONAL MEDICAL CENTER		1,940	530	21%	2,470
BMCT Molecular Diagnostics Subsection		2,020	436	18%	2,456
NCH NORTH NAPLES HOSPITAL	4	2,094	352	14%	2,450

COVID-19: testing by laboratory

Data through Jan 5, 2021 verified as of Jan 6, 2021 at 09:25 AM

Data in this report are provisional and subject to change.

The numbers in the table below represent the number of Florida and non-Florida residents for whom test results were received by the Department of Health. A person can be tested by more than one laboratory and can have both positive and negative results. **Therefore, the sum of the numbers in each column will be larger than the total number of people tested.**

Reporting lab	Inconclusive	Negative	Positive	Percent positive	Total
HOLIDAY CVS LLC DBA CVS PHARMACY #5154		2,349	57	2%	2,406
HealthSentry_UHS	1	2,188	205	9%	2,394
ADVENTHEALTH CENTRA CARE LEESBURG		2,125	262	11%	2,387
DOCTORS TEST CENTERS		2,065	297	13%	2,362
ADVENTHEALTH CENTRA CARE SOUTH ORANGE		2,136	222	9%	2,358
PALMS MEDICAL GROUP	5	1,693	645	28%	2,343
BAYFRONT HEALTH - PUNTA GORDA		2,161	156	7%	2,317
ESCAMBIA COMMUNITY CLINICS INC	6	1,685	619	27%	2,310
LEE HEALTH - COCONUT POINT CLINICAL LAB	2	1,872	433	19%	2,307
ADVENTHEALTH PROMPT CARE	1	1,596	688	30%	2,285
SPORTS DRUG TESTING LABORATORY	39	2,172	69	3%	2,280
COMMUNITY HEALTH NORTHWEST FLORIDA	4	1,739	532	23%	2,275
EMERALD COAST URGENT CARE LLC		1,656	598	27%	2,254
PRIMEHEALTH URGENT CARE	1	1,865	360	16%	2,226
BAYFRONT HEALTH - SPRING HILL		2,003	198	9%	2,201
EMERALD COAST URGENT CARE, LLC	1	1,645	553	25%	2,199
CENTRA CARE SAINT CLOUD	1	1,885	303	14%	2,189
ADVENTHEALTH CENTRA CARE COLONIAL TOWN		2,011	172	8%	2,183
FLORIDA FAMILY LABORATORY, INC DBA	5	1,995	160	7%	2,160
LOWER KEYS MEDICAL CENTER		1,890	235	11%	2,125
BAPTIST HEALTHCARE - GULF BREEZE HOSPITAL	3	1,764	345	16%	2,112
MARINERS HOSPITAL		1,912	198	9%	2,110
PHYSICIANS STAT LAB	2	1,016	1,091	52%	2,109
MEDEXPRESS URGENT CARE CAPE CORAL		1,800	306	15%	2,106
MEDEXPRESS URGENT CARE - DELAND		1,891	190	9%	2,081
BAPTIST HEALTH EMERGENCY CENTER COUNTRY WALK	1	1,743	330	16%	2,074
HEALTH FIRST ADVENTHEALTH CENTRA CARE COCOA		1,907	158	8%	2,065
BAPTIST HEALTH - CLAY		1,756	307	15%	2,063
PHYSICIANS REGIONAL MEDICAL CENTER - COLLIER BLVD	1	1,522	524	26%	2,047
ADVENT HEALTH - NEW SMYRNA		1,583	431	21%	2,014
BAPTIST HEALTH - OAKLEAF		1,659	354	18%	2,013
SCION LAB SERVICES LLC	20	1,833	151	8%	2,004
PROHEALTH		708	1,255	64%	1,963
BAPTIST HEALTH SOUTH FLORIDA - MIAMI BEACH URGENT CARE		1,685	270	14%	1,955
NXGEN MDX LLC	3	1,772	179	9%	1,954
DOC SMILEY'S URGENT CARE		1,706	247	13%	1,953
NCF DIAGNOSTICS & DNA TECHNOLOGIES LAB	58	1,628	257	13%	1,943
HEALTH FIRST ADVENTHEALTH CENTRA CARE MALABAR		1,749	175	9%	1,924
MEDEXPRESS URGENT CARE LEHIGH ACRES		1,647	209	11%	1,856
ADVENTIST HEALTH SYSTEMS SUNBELT IN DBA		1,697	135	7%	1,832
VENTURE MEDICAL OF FLORIDA LLC		1,668	161	9%	1,829
MINUTECLINIC LLC # 0709		1,575	253	14%	1,828
LABORATORY OF FLORIDA LLC	40	1,641	112	6%	1,793
ASSOCIATED PATHOLOGISTS, LLC	3	1,469	313	18%	1,785
PREMIER URGENT CARE OF BREVARD LLC		1,516	268	15%	1,784
MEDEXPRESS FORT MYERS		1,552	221	12%	1,773
ADVENTHEALTH CENTRA CARE KIDS LAKE MARY		1,663	105	6%	1,768

COVID-19: testing by laboratory

Data through Jan 5, 2021 verified as of Jan 6, 2021 at 09:25 AM

Data in this report are provisional and subject to change.

The numbers in the table below represent the number of Florida and non-Florida residents for whom test results were received by the Department of Health. A person can be tested by more than one laboratory and can have both positive and negative results. **Therefore, the sum of the numbers in each column will be larger than the total number of people tested.**

Reporting lab	Inconclusive	Negative	Positive	Percent positive	Total
ADVENT HEALTH CENTRA CARE -WINTER PARK KIDS URGENT CARE		1,562	154	9%	1,716
MEDEXPRESS PORT CHARLOTTE		1,570	139	8%	1,709
TAMPA COMMUNITY HOSPITAL		1,420	269	16%	1,689
FLOWERS HOSPITAL		1,515	149	9%	1,664
GENUS3		1,596	64	4%	1,660
PHARMCO RX	1	1,508	143	9%	1,652
PARAMOUNT URGENT CARE - WINDERMERE		1,037	587	36%	1,624
MEDONE PLLC		1,259	353	22%	1,612
JW PLASTIC SURGERY		1,368	237	15%	1,605
DONALD W ROBERTSON DO PA		1,199	386	24%	1,585
MINUTECLINIC LLC #3631		1,332	251	16%	1,583
MINUTECLINIC LLC 5852		1,332	238	15%	1,570
OPTEO LABORATORY		1,528	33	2%	1,561
PRIMEHEALTH URGENT CARE INC		1,339	212	14%	1,551
LEE HEALTH CONVENIENT CARE - PAGE FIELD		1,285	260	17%	1,545
MEDEXPRESS URGENT CARE CORAL SPRINGS		1,392	136	9%	1,528
MELBOURNE MEDICAL LABORATORY☐	2	1,329	197	13%	1,528
MEDEXPRESS URGENT CARE - VERO BEACH		1,329	190	13%	1,519
FLORIDA MEDICAL CLINIC	3	759	726	49%	1,488
SPARROW HEALTHCARE	2	1,260	214	14%	1,476
NORTH SHORE LONG ISLAND JEWISH HEALTH		1,409	63	4%	1,472
GESSLER CLINIC		890	573	39%	1,463
PARAMOUNT URGENT CARE - ORLANDO		990	471	32%	1,461
MEDFAST URGENT CARE CENTERS LLC		148	1,308	90%	1,456
FLORIDA COMMUNITY HEALTH CENTER		1,196	258	18%	1,454
DYNIX DIAGNOSTIX		1,217	227	16%	1,444
MEDEXPRESS URGENT CARE - CLEWISTON		1,219	216	15%	1,435
BIOCERNA LLC	9	1,248	164	12%	1,421
PATIENTS CHOICE LABORATORIES		828	587	41%	1,415
UHEALTH DEERFIELD BEACH/UMSYLVESTER DEERFIELD BEACH LABORATORY	3	1,358	53	4%	1,414
JACKSON HOSPITAL CLINICAL LABORATORY		1,217	196	14%	1,413
MC DIAGNOSTIC OF CONNECTICUT, PC #2220		1,191	217	15%	1,408
MARTIN HEALTH SYSTEM - ST LUCIE WEST		1,256	130	9%	1,386
ADVANCE MEDICAL OF NAPLES		309	1,072	78%	1,381
BARDMOOR LABORATORY	9	1,163	194	14%	1,366
ADVENTHEALTH CENTRA CARE		1,219	144	11%	1,363
PARAMOUNT URGENT CARE - OVIEDO		831	529	39%	1,360
ASCENSION ST VINCENT'S - SOUTHSIDE		1,309	49	4%	1,358
IGENOMIX USA LLC	39	1,195	121	9%	1,355
LABTECH DIAGNOSTIC		1,100	250	19%	1,350
NCH NORTHEAST	6	1,008	325	24%	1,339
ACCU REFERENCE MEDICAL LAB		887	427	32%	1,314
SHELL POINT NURSING PAVILION	1	1,258	39	3%	1,298
ASSURANCE SCIENTIFIC LABORATORIES	1	1,028	263	20%	1,292
CAREFAST+		860	432	33%	1,292
ARCPPOINT LABS		773	518	40%	1,291
BAPTIST HEALTH SOUTH FLORIDA - COUNTRY WALK URGENT CARE EXPRESS		1,099	172	14%	1,271

COVID-19: testing by laboratory

Data through Jan 5, 2021 verified as of Jan 6, 2021 at 09:25 AM

Data in this report are provisional and subject to change.

The numbers in the table below represent the number of Florida and non-Florida residents for whom test results were received by the Department of Health. A person can be tested by more than one laboratory and can have both positive and negative results. **Therefore, the sum of the numbers in each column will be larger than the total number of people tested.**

Reporting lab	Inconclusive	Negative	Positive	Percent positive	Total
ADVENTHEALTH CENTRA CARE CONWAY		1,098	164	13%	1,262
DR G'S URGENT CARE		1,108	153	12%	1,261
CARENOW URGENT CARE		772	480	38%	1,252
MINUTECLINIC LLC #4415		1,015	232	19%	1,247
BAY MEDICAL CENTER SACRED HEART HEALTH SYSTEM		917	329	26%	1,246
ADVENT HEALTH - DADE CITY		1,102	129	10%	1,231
CLINICORE		1,124	91	7%	1,215
MINUTECLINIC LLC #5249		947	255	21%	1,202
ACCESS MEDICAL LABS		746	448	38%	1,194
UNIVERSITY OF ALABAMA AT BIRMINGHAM		1,158	31	3%	1,189
PARRISH MEDICAL CENTER	1	1,049	134	11%	1,184
EMERGENCY PHYSICIANS MEDICAL CENTER		265	918	78%	1,183
PATIENTS FIRST - THOMASVILLE ROAD		1,040	141	12%	1,181
BRASHEAR'S VITAL CARE CORP		842	331	28%	1,173
TEMPUS CLINICAL LABORATORY	9	1,035	128	11%	1,172
MEDEXPRESS URGENT CARE BOCA RATON		1,084	83	7%	1,167
NYU HOSPITALS CENTER CLINICAL LABORATORIES		1,105	34	3%	1,139
ASCENSION SACRED HEART - GULF		850	279	25%	1,129
BAPTIST HEALTH SOUTH FLORIDA - KEY BISCANE URGENT CARE EXPRESS		992	133	12%	1,125
MINUTECLINIC LLC #5253		960	157	14%	1,117
CAPSTONE HEALTHCARE		782	328	30%	1,110
PHYSICIAN ASSOCIATES		990	113	10%	1,103
VERITAS GENETICS	61	932	103	9%	1,096
VAVA PARTNERS LLC		437	647	60%	1,084
QUICK CARE MED PL	2	908	172	16%	1,082
AMELIA EXPRESS CARE LLC		940	140	13%	1,080
AMELIA EXPRESS CARE		643	435	40%	1,078
PRO CLINIC		951	119	11%	1,070
MINUTECLINIC LLC #3463		912	157	15%	1,069
RAINBOW RIVER MEDICAL LABORATORY		977	82	8%	1,059
COASTAL LABORATORIES		796	244	23%	1,040
LAB24 INC	3	367	665	64%	1,035
TOM LEE COMMUNITY HEALTH CENTER		704	329	32%	1,033
PARAMOUNT URGENT CARE INC		286	732	72%	1,018
EPN URGENT CARE NAPLES	2	746	264	26%	1,012
BAYFRONT HEALTH - CITRUS HILLS		850	160	16%	1,010
PHYSICIANS PRIMARY CARE	2	860	147	15%	1,009
MEDEXPRESS URGENT CARE - JAX ATLANTIC BLVD		879	124	12%	1,003
MINUTECLINIC LLC #5854		829	164	17%	993
GENESIS LABORATORY MANAGEMENT	8	829	151	15%	988
VERITOR		849	122	13%	971
CHARLES AIESI CONSULTING INC	4	861	101	10%	966
ACCESS POINT HEALTHCARE URGENT & PRIMARY CARE		659	297	31%	956
MINUTECLINIC LLC #5190		795	156	16%	951
MINI ER WATERFORD LAKES, THE		814	136	14%	950
PENSACOLA PEDIATRICS PA	1	826	112	12%	939
HOLIDAY CVS LLC DBA CVSPHARMACY #5155		905	33	4%	938

COVID-19: testing by laboratory

Data through Jan 5, 2021 verified as of Jan 6, 2021 at 09:25 AM

Data in this report are provisional and subject to change.

The numbers in the table below represent the number of Florida and non-Florida residents for whom test results were received by the Department of Health. A person can be tested by more than one laboratory and can have both positive and negative results. **Therefore, the sum of the numbers in each column will be larger than the total number of people tested.**

Reporting lab	Inconclusive	Negative	Positive	Percent positive	Total
LAKE WALES MEDICAL CENTER INC		826	107	11%	933
NORTH FLORIDA PEDIATRICS-TALLAHASSEE		859	73	8%	932
VRL EUROFINS - DALLAS		913	13	1%	926
DOC SMILEYS URGENT CARE LLC		741	170	19%	911
UHEALTH CLINIC AT WALGREENS		742	159	18%	901
GENE TOX WORLDWIDE	60	736	100	11%	896
MINUTECLINIC LLC #7886		781	111	12%	892
FAST TRACK URGENT CARE CENTER		4	885	100%	889
BAPTIST HEALTHCARE - JAY HOSPITAL		660	228	26%	888
PEDIATRIC HEALTH CARE ALLIANCE - NORTHDAL		809	69	8%	878
STEWART REFERENCE LABORATORY	1	544	319	37%	864
SOLARIS HEALTHCARE PALATKA		844	16	2%	860
MINUTECLINIC LLC		739	119	14%	858
HOLMES REG MED CENTER CLINICAL LAB		710	148	17%	858
STAGEZERO LIFE SCIENCES INC	1	783	71	8%	855
WHITE WILSON MEDICAL CENTER		92	759	89%	851
HISTOPATHOLOGY SERVICES, LLC		754	95	11%	849
BAPTIST HEALTH EMERGENCY CENTER AT WEST CORAL WAY		636	208	25%	844
TREASURE COAST MEDICAL ASSOCIATES INC		618	216	26%	834
NEIGHBORHOOD MEDICAL CENTER INC	13	757	63	8%	833
ST ANNES NURSING CENTER		813	17	2%	830
LENCO MEDICAL LABORATORY		801	29	3%	830
SMA LAB	2	743	79	10%	824
FLORIDA HOSPITAL ORLANDO		743	74	9%	817
BOND URGENT CARE LLC		592	217	27%	809
NCHMD INC		653	156	19%	809
ASCENSION ST VINCENT'S - CLAY		775	29	4%	804
ED FRASER MEMORIAL HOSPITAL		624	177	22%	801
PARAMOUNT URGENT CARE VILLAGES		509	283	36%	792
NITE LITE PEDIATRICS		230	562	71%	792
PHAROS HEALTH		623	167	21%	790
ELLENTON URGENT CARE		572	212	27%	784
PRIMARY CARE OF THE TREASURE COAST		680	86	11%	766
COASTAL PEDIATRIC GROUP		669	94	12%	763
MACDILL AIR FORCE BASE		709	51	7%	760
CAREFAST MURABELLA		501	259	34%	760
MINUTECLINIC LLC #3705		666	92	12%	758
CENTRA CARE		443	309	41%	752
NAPLES URGENT CARE	1	488	261	35%	750
DYNIX DIAGNOSTICS	2	522	216	29%	740
PALM HARBOR PHARMACY		639	98	13%	737
MINUTECLINIC LLC #5069		622	115	16%	737
DEPARTMENT OF CLINICAL LABS		714	14	2%	728
NONE		308	416	57%	724
DISNEY COVID TEST SITE		703	9	1%	712
ADVENT HEALTH LAB - ORLANDO		430	282	40%	712
BROWNWOOD CARE CENTER		631	77	11%	708

COVID-19: testing by laboratory

Data through Jan 5, 2021 verified as of Jan 6, 2021 at 09:25 AM

Data in this report are provisional and subject to change.

The numbers in the table below represent the number of Florida and non-Florida residents for whom test results were received by the Department of Health. A person can be tested by more than one laboratory and can have both positive and negative results. **Therefore, the sum of the numbers in each column will be larger than the total number of people tested.**

Reporting lab	Inconclusive	Negative	Positive	Percent positive	Total
TYNDALL AIR FORCE BASE		554	153	22%	707
MEDRITE MEDICAL CARE, PC	328	340	34	5%	702
MINUTECLINIC LLC #5214		633	69	10%	702
EUROFINS NTD, LLC		666	35	5%	701
INTEGRITY LABORATORIES, LLC	1	568	132	19%	701
THE HEALTH CENTER OF PLANT CITY		658	41	6%	699
MINUTECLINIC LLC #3662		585	108	16%	693
FLAGLER HOSPITAL LABORATORY	8	31	654	94%	693
PREMIER MEDICAL LABORATORY SERVICES	1	463	222	32%	686
MARION E FETHER MEDICAL CENTER, THE		628	52	8%	680
TACACHALE CLINICAL LABORATORY		653	25	4%	678
LABORATORY SPECIALISTS OF MICHIGAN		501	177	26%	678
MINUTECLINIC LLC #1067		585	91	13%	676
MINUTECLINIC LLC # 0514		592	82	12%	674
MINI ER ADULT AND PEDIATRIC URGENT CARE		574	98	15%	672
MINUTE CLINIC LLC		576	93	14%	669
ADVENTHEALTH EXPRESS CARE		437	228	34%	665
OPTUM LABS LLC		555	109	16%	664
VENICE REGIONAL MEDICAL CENTER		573	86	13%	659
MINUTECLINIC, LLC DBA MINUTECLINIC #4717		636	21	3%	657
NCH HEALTHCARE SYSTEM MICROBIOLOGY LAB		1	653	100%	654
WILLOWBROOKE COURT AT EDGEWATER POINTE ESTATES		645	8	1%	653
CENTRA CARE – SOUTH ORANGE		476	175	27%	651
INTELEX LABS, LLC		626	22	3%	648
MINUTECLINIC LLC #7887		578	66	10%	644
MEDICAL FP – WHOLE FAMILY HEALTH CENTER		529	113	18%	642
MAVERICK LABS		456	186	29%	642
BAPTIST HEALTH - MD ANDERSON CANCER CENTER		636	4	1%	640
NORTH OKALOOSA MEDICAL CENTER		382	256	40%	638
Tampa Lakes Health and Rehabilitation Center	2	569	67	11%	638
MINUTECLINIC LLC #8396		542	92	15%	634
VITAS HEALTHCARE CORPORATION OF FLA		630	3	0%	633
BLUE MED CONSULTANTS		612	16	3%	628
ADVENT HEALTH CENTRA CARE - MOUNT DORA		276	348	56%	624
DOCTOR'S MEMORIAL HOSPITAL		480	144	23%	624
Community_Health		498	122	20%	620
PATIENTS FIRST LAKE ELLA MEDICAL CENTER		545	73	12%	618
MINUTECLINIC LLC # 3579		524	92	15%	616
MINUTECLINIC LLC #1055		465	150	24%	615
LAKELAND REGIONAL HEALTH - PWC/OB		36	579	94%	615
CVS HEALTH		441	173	28%	614
Victoria Nursing and Rehabilitation Center		575	38	6%	613
NORTH SHORE LIJ URGENT CARE PC		581	31	5%	612
HOLY CROSS HOSPITAL		12	597	98%	609
LEE COUNTY EMERGENCY MEDICAL SERVICE		529	79	13%	608
MINUTECLINIC LLC #1771		505	101	17%	606
MINUTECLINIC, LLC (CLINIC 10699)		515	89	15%	604

COVID-19: testing by laboratory

Data through Jan 5, 2021 verified as of Jan 6, 2021 at 09:25 AM

Data in this report are provisional and subject to change.

The numbers in the table below represent the number of Florida and non-Florida residents for whom test results were received by the Department of Health. A person can be tested by more than one laboratory and can have both positive and negative results. **Therefore, the sum of the numbers in each column will be larger than the total number of people tested.**

Reporting lab	Inconclusive	Negative	Positive	Percent positive	Total
PATIENTS FIRST - MAHAN DRIVE		164	435	73%	599
ARCPPOINT LABS OF CORAL SPRINGS FL		537	58	10%	595
MINUTECLINIC LLC # 3686		490	102	17%	592
NORTH FLORIDA PEDIATRICS - LAKE CITY		428	160	27%	588
ADDICTION LABS OF AMERICA	2	542	44	7%	588
KENDALL HEALTHCARE PROPERTIES DBA	2	559	22	4%	583
COVANCE CLINICAL RESEARCH UNIT INC		570	12	2%	582
POINT OF CARE TESTING SITE		556	23	4%	579
PARAMOUNT URGENT CARE - CLERMONT		426	150	26%	576
ADVENT HEALTH CENTRA CARE - WATERFORD LAKES		481	94	16%	575
PALACE NURSING HOME & REHAB CENTER		561	12	2%	573
MINUTECLINIC LLC #7173		506	66	12%	572
GENEIQ		539	32	6%	571
SANTA ROSA MEDICAL GROUP		465	105	18%	570
MOUNT SINAI LABORATORY		539	24	4%	563
PRIMARY CARE SERVICES AT INDIAN RIVER ESTATES		552	10	2%	562
MINUTECLINIC LLC #3635		488	71	13%	559
FLORIDA DEPARTMENT OF HEALTH IN POLK COUNTY	2	416	140	25%	558
C.W. BILL YOUNG VA MEDICAL CENTER	1	17	539	97%	557
VETERANS AFFAIRS MEDICAL CENTER - JAMES A HALEY			557	100%	557
MANOR PINES CONVALESCENT CENTER LLC	1	538	16	3%	555
MINUTECLINIC LLC #3291		481	69	13%	550
VITAE DIAGNOSTICS		534	13	2%	547
APALACHEE CORRECTIONAL INSTITUTION EAST UNIT		527	15	3%	542
NORTHEAST FLORIDA NEUROLOGY CLINICS, INC		463	75	14%	538
HOLMES REGIONAL MEDICAL CENTER		5	531	99%	536
ST JOHN'S NURSING CENTER		522	13	2%	535
The Sands at South Beach		531	4	1%	535
TENNESSEE DOH - NASHVILLE	2	473	60	11%	535
SOLARIS HEALTHCARE CHARLOTTE HARBOR		500	33	6%	533
ECCOLAB GROUP	1	143	388	73%	532
NCF DIAGNOSTICS & DNA TECHNOLOGIES	15	199	318	60%	532
SOUTHEAST ALABAMA MEDICAL CENT		482	49	9%	531
UNIVERSITY OF WEST FLORIDA STUDENT HEALTH SERVICES	1	434	92	17%	527
MINUTECLINIC LLC # 3930		454	73	14%	527
COASTAL URGENT CARE		424	102	19%	526
TREE HOUSE PEDIATRICS PLLC		475	47	9%	522
GULF COAST VILLAGE		495	26	5%	521
PALM GARDEN OF PORT SAINT LUCIE		514	5	1%	519
JOHN KNOX VILLAGE HEALTH CENTER		507	12	2%	519
SHORELINE PHYSICIAN GROUP		333	186	36%	519
SEBASTIAN RIVER MEDICAL CENTER	2	401	114	22%	517
MED FAST URGENT CARE CENTER		260	255	50%	515
MINUTECLINIC LLC #1821		456	59	11%	515
CONSULATE HEALTH CARE OF NEW PORT RICHEY	1	468	45	9%	514
MYTEST DIAGNOSTICS		477	36	7%	513
LIFE CARE CENTER OF NEW PORT RICHEY		482	30	6%	512

COVID-19: testing by laboratory

Data through Jan 5, 2021 verified as of Jan 6, 2021 at 09:25 AM

Data in this report are provisional and subject to change.

The numbers in the table below represent the number of Florida and non-Florida residents for whom test results were received by the Department of Health. A person can be tested by more than one laboratory and can have both positive and negative results. **Therefore, the sum of the numbers in each column will be larger than the total number of people tested.**

Reporting lab	Inconclusive	Negative	Positive	Percent positive	Total
MINUTECLINIC LLC #3814		409	102	20%	511
CREEKSIDE CARE CENTER	1	424	84	17%	509
GULF COAST MOLECULAR LABORATORIES	11	423	73	14%	507
MID-FLORIDA PATHOLOGY		397	107	21%	504
Signature HealthCare Center of Waterford		477	26	5%	503
ALTRU DIAGNOSTICS INC	2	474	26	5%	502
MINUTECLINIC LLC #3003		376	125	25%	501
CONSULATE HEALTHCARE OF VERO BEACH	12	435	53	11%	500
PROJECT HEALTH, INC SUMTERVILLE	5	414	80	16%	499
MOLECULAR INFECTIOUS DISEASES		492	7	1%	499
MIAMI JEWISH HEALTH SYSTEMS		480	18	4%	498
MINUTECLINIC LLC #4458		390	107	22%	497
MEDICAL VB		378	119	24%	497
GOLDEN GLADES NURSING & REHABILITATION CTR		488	8	2%	496
LIFE CARE CENTER OF ORANGE PARK		473	22	4%	495
CLINICAL PATHOLOGY LABS		386	106	22%	492
MINUTECLINIC, LLC #4015		356	136	28%	492
VETERANS AFFAIRS MEDICAL CENTER - BAY PINES		17	474	97%	491
INTERLACHEN PEDIATRICS		463	23	5%	486
ANY LAB TEST NOW	1	310	174	36%	485
FISHERMENS HOSPITAL CLINICAL LAB		447	37	8%	484
VILLA MARIA NURSING & REHAB CENTER INC	1	469	11	2%	481
WHOLE FAMILY HEALTH CENTER INC		385	96	20%	481
ADVENT HEALTH CENTRA CARE - PORT ORANGE		65	416	86%	481
DAVITA LABORATORY		426	55	11%	481
CLEWISTON NURSING AND REHABILITATION CENTER		472	7	1%	479
WOODLANDS MEDICAL SPECIALISTS		346	131	27%	477
KEYS AHEC SCHOOL MEDICAL CLINIC	6	409	61	13%	476
THE PRESERVE		469	5	1%	474
PALM GARDEN OF VERO BEACH		438	34	7%	472
HMA SANTA ROSA MEDICAL CENTER LLC DBA		363	108	23%	471
LIFE CARE CENTER OF HILLIARD		458	13	3%	471
UNIVERSITY OF NORTH FLORIDA STUDENT HEALTH		459	11	2%	470
NORTH FLORIDA PEDIATRICS PA - SUWANNEE		381	89	19%	470
JACKSON MEMORIAL LONG TERM CARE CENTER		452	14	3%	466
EDEN SPRINGS NURSING AND REHAB CENTER		367	97	21%	464
CLARITY LABS		396	63	14%	459
Point of Care Testing	1	105	352	77%	458
MINUTECLINIC LLC #7973		381	75	16%	456
ST CLOUD REGIONAL MEDICAL CENTER CLINICAL LAB		392	63	14%	455
THERADOC		152	303	67%	455
ETHOS WELLNESS PHARMACY		421	32	7%	453
BROAD INSTITUTE CLINICAL SEQUENCING RESEARCH PLATFORM	1	441	9	2%	451
EMERALD SHORES HEALTH AND REHABILITATION		364	86	19%	450
PALM BAY HOSPITAL CLINICAL LABORATORY		259	190	42%	449
NEW YORK HOSPITAL LABORATORIES	1	436	12	3%	449
MEMORIAL PEMBROKE 24/7 CARE CENTER		342	106	24%	448

COVID-19: testing by laboratory

Data through Jan 5, 2021 verified as of Jan 6, 2021 at 09:25 AM

Data in this report are provisional and subject to change.

The numbers in the table below represent the number of Florida and non-Florida residents for whom test results were received by the Department of Health. A person can be tested by more than one laboratory and can have both positive and negative results. **Therefore, the sum of the numbers in each column will be larger than the total number of people tested.**

Reporting lab	Inconclusive	Negative	Positive	Percent positive	Total
MINUTECLINIC LLC #7225		380	67	15%	447
MINUTECLINIC LLC #4024		376	67	15%	443
BALDOMERO LOPEZ STATE VETERANS NURSING HOME	2	438	2	0%	442
FORT MYERS INTERNAL MEDICINE, LLC		402	40	9%	442
JUPITER MEDICAL CENTER URGENT CARE		269	171	39%	440
READY RESPONDERS FLORIDA, PLLC		378	60	14%	438
RIVER GARDEN HEBREW HOME FOR THE AGED		391	46	11%	437
HEALTH CENTER AT BRENTWOOD	1	396	40	9%	437
ENZO CLINICAL LABS INC	2	415	18	4%	435
MINUTECLINIC, LLC #3204		348	85	20%	433
JACKSON MEMORIAL PERDUE MEDICAL CENTER		415	16	4%	431
AVECINA MEDICAL JULINGTON	1	240	189	44%	430
MINUTECLINIC LLC #3285		367	60	14%	427
COASTAL PHYSICIANS, LLC		303	124	29%	427
PROHEALTH MEDICAL CLINIC		65	362	85%	427
SMA SPECIALTY MEDICAL LAB		115	311	73%	426
HENDRY REGIONAL MEDICAL CENTER CLINICAL LABORATORY		295	130	31%	425
FOUNTAIN MANOR HEALTH AND REHAB CENTER	1	408	15	4%	424
PRIMARY CARE SERVICES AT ST ANDREWS ESTATES		423			423
NEW PLANT CITY FAMILY CARE	1	224	198	47%	423
Good Samaritan Society Kissimmee Village		356	64	15%	420
GARCIA CLINICAL LABORATORY		28	392	93%	420
MINUTECLINIC LLC #3257		335	85	20%	420
FLO-MEDILAB SERVICES LLC		186	233	56%	419
SOUTHERN OAKS CARE CENTER	1	386	31	7%	418
MIDWAY SPECIATLY CARE CENTER		262	155	37%	417
MINUTECLINIC LLC #476		350	67	16%	417
ORLANDO HEALTH AND REHAB CENTER		382	35	8%	417
FLORIDA DEPT OF HEALTH IN BREVARD COUNTY	3	353	60	14%	416
INTERLACHEN PEDIATRICS PA		391	23	6%	414
J AND G MEDICAL GROUP LLC		349	64	15%	413
LEHIGH REGIONAL MEDICAL CENTER LAB		371	42	10%	413
PALM GARDEN OF JACKSONVILLE	2	349	62	15%	413
VETERANS AFFAIRS MEDICAL CENTER		40	371	90%	411
LAUDERDALE NURSING CENTER LLC	1	394	16	4%	411
MINUTECLINIC LLC #3671		366	44	11%	410
Crestview Rehabilitation Center	3	282	124	30%	409
CITY MEDICAL OF NEW JERSEY, PC		371	34	8%	405
VALENCIA HILLS HEALTH AND REHABILITATION CENTER		394	8	2%	402
NCH HEALTHCARE BONITA		291	111	28%	402
MANOR AT CARPENTERS		377	24	6%	401
MINUTECLNIC LLC		356	45	11%	401
Williston Care Center		361	39	10%	400
ADVENT HEALTH CENTRA CARE - WINTER PARK		260	139	35%	399
XYZ LABORATORY	3	360	36	9%	399
HILLCREST HEALTH CARE & REHABILITATION CENTER		391	8	2%	399
TIDE LABORATORIES		356	42	11%	398

COVID-19: testing by laboratory

Data through Jan 5, 2021 verified as of Jan 6, 2021 at 09:25 AM

Data in this report are provisional and subject to change.

The numbers in the table below represent the number of Florida and non-Florida residents for whom test results were received by the Department of Health. A person can be tested by more than one laboratory and can have both positive and negative results. **Therefore, the sum of the numbers in each column will be larger than the total number of people tested.**

Reporting lab	Inconclusive	Negative	Positive	Percent positive	Total
CATALYST WALK IN CLINIC		300	98	25%	398
Q ANSWER LAB	1	364	32	8%	397
SPECTOR SCIENTIFIC LAB	1	188	208	52%	397
MINUTECLINIC LLC #3654		326	71	18%	397
THE PALACE AT HOMESTEAD	1	382	13	3%	396
The Manor at Blue Water Bay		348	47	12%	395
MINI ER AND URGENT CARE		289	105	27%	394
HARTS HARBOR HEALTH CARE CENTER		381	11	3%	392
PHYSICIANS PRIMARY CARE LAB		341	51	13%	392
MOORINGS PARK INSTITUTE, INC, THE		378	13	3%	391
BARBER		13	376	97%	389
PENSACOLA PEDIATRICS	1	252	133	34%	386
ADVENTHEALTH MEDICAL GROUP PROMPT CARE		279	107	28%	386
WILLOW BROOKE COURT AT INDIAN RIVER ESTATES		347	38	10%	385
DOCTORS CENTER,THE		302	82	21%	384
DOH - INDIAN RIVER		317	67	17%	384
PEDIATRICS OF CENTRAL FLORIDA PA	12	346	24	6%	382
NEW YORK PRESBYTERIAN - CUMC CLINICAL		364	17	4%	381
GROWING TOGETHER PEDIATRICS LLC		349	31	8%	380
MINUTECLINIC LLC #5216		308	72	19%	380
CLIFFORD CHESTER SIMS STATE VETERANS		373	6	2%	379
WEST GABLES HEALTH CARE CENTER		370	9	2%	379
MEDONE URGENT CARE AT ST. AUGUSTINE		111	266	71%	377
ST ANDREWS BAY SKILLED NURSING &		352	25	7%	377
CYPRESS VILLAGE		365	12	3%	377
MINUTECLINIC LLC #4201		334	43	11%	377
BAYA PHARMACY WEST		8	368	98%	376
LIFE CARE CENTER OF PENSACOLA		353	21	6%	374
Colonial Lakes Health Care		368	6	2%	374
URGENT CARE BETHESDA	1	318	52	14%	371
MEDONE URGENT CARE CENTER		149	222	60%	371
HENDRY REGIONAL MEDICAL CENTER		107	263	71%	370
NCHMD, INC SOUTHEAST IMMEDIATE CARE		271	98	27%	369
Santa Rosa Center for Rehabilitation and Healing		309	60	16%	369
NAVAL HOSPITAL - JACKSONVILLE		41	327	89%	368
NORTH FLORIDA PEDIATRICS PA		313	53	14%	366
ADVENT HEALTH - TAMPA		148	217	59%	365
Plantation Bay Rehabilitation Center		358	6	2%	364
MINUTECLINIC LLC #3648		283	79	22%	362
PARKLANDS FACILITY INC	4	352	6	2%	362
FAMILY HEALTH CENTERS OF SWF LABS	2	297	63	17%	362
PALM GARDEN OF TAMPA		354	4	1%	358
INFORM DIAGNOSTICS		349	6	2%	355
ADVENT HEALTH CENTRA CARE - LAKE MARY	2	104	249	70%	355
VETERANS AFFAIRS MEDICAL CENTER - GAINESVILLE		2	353	99%	355
FAIR HAVENS CENTER, OPCO		349	5	1%	354
HERON POINTE HEALTH AND REHABILITATION	1	352	1	0%	354

COVID-19: testing by laboratory

Data through Jan 5, 2021 verified as of Jan 6, 2021 at 09:25 AM

Data in this report are provisional and subject to change.

The numbers in the table below represent the number of Florida and non-Florida residents for whom test results were received by the Department of Health. A person can be tested by more than one laboratory and can have both positive and negative results. **Therefore, the sum of the numbers in each column will be larger than the total number of people tested.**

Reporting lab	Inconclusive	Negative	Positive	Percent positive	Total
PALM GARDEN OF OCALA		330	23	7%	353
FLAGLER COUNTY HEALTH DEPARTMENT		307	45	13%	352
BALDWIN PEDIATRICS	1	332	18	5%	351
BAYSHORE DIAGNOSTICS		309	40	11%	349
SANFORD LABORATORIES		325	23	7%	348
LITTLE PINE PEDIATRICS		223	125	36%	348
PEDIATRIC HEALTHCARE ALLIANCE PA		318	30	9%	348
HARBOUR HEALTH CENTER		338	10	3%	348
UR MEDICINE LABS- CENTRAL LABORATORY		332	15	4%	347
MEDFAST URGENT CARE CENTERS		79	268	77%	347
CAPE CANAVERAL HOSPITAL		188	158	46%	346
MINUTECLINIC LLC # 7933		295	51	15%	346
FERNANDINA BEACH REHAB AND NURSING	1	336	7	2%	344
MAYFLOWER ASSISTED LIVING		341	2	1%	343
NSPIRE HEALTHCARE MIAMI LAKES	3	330	9	3%	342
KETAMINE HEALTH CENTERS LLC		315	27	8%	342
MY CLINICAL LAB		224	118	35%	342
EAST LAKE PEDIATRICS		279	63	18%	342
ADVENT HEALTH CENTRA CARE - PALM COAST		80	260	76%	340
VILLAGE AT VIENNA SQUARE,THE	6	329	5	1%	340
Ocala Health and Rehabilitation Center		327	13	4%	340
MAIN STREET MEDICAL CENTER		45	294	87%	339
SELECT REFERENCE LABORATORIES, LLC	1	326	12	4%	339
RICARDO NAVARRO DO PA		304	34	10%	338
TREASURE COAST COMMUNITY HEALTH	3	294	40	12%	337
GOLDEN GATE FAMILY CLINIC		83	253	75%	336
LPG COCONUT POINT		275	61	18%	336
GENESIS DIAGNOSTICS		234	102	30%	336
CORAL BAY HEALTHCARE AND REHABILITATION	1	328	6	2%	335
NORTH FLORIDA REHABILITATION & SPECIALTY CARE		332	3	1%	335
SIPARADIGM, DIAGNOSTIC INFORMATICS		273	62	19%	335
CITRUS NURSING CENTER LLC		318	17	5%	335
MANOR CARE HEALTH SERVICES - FT MYERS		324	10	3%	334
INDIAN RIVER CTR, LLC		303	31	9%	334
CRUCIAL CARE EMERGENCY MEDICINE DOCTORS		273	61	18%	334
Stacey Health Care Centers Inc. dba Riverside Care Center		307	26	8%	333
ADVENT HEALTH CENTRA CARE - LEESBURG		13	318	96%	331
VRL EUROFINs		320	11	3%	331
MEDICAL CENTER CLINIC-IMMEDIATE CARE	1	277	52	16%	330
ARCPOINTS LABS		294	36	11%	330
FIU-HEALTH AUXILIARY LABORATORY		303	26	8%	329
NORTH PINELLAS STATMED QUICK QUALITY CLINICS		236	92	28%	328
AMERICA'S PHARMACY LLC		287	40	12%	327
CHILDRENS MEDICAL ASSOCIATION		301	25	8%	326
ABBAY DELRAY		322	4	1%	326
TRI-COUNTY NURSING AND REHABILITATION CENTER INC		311	15	5%	326
USAFSAM/PHE		173	150	46%	323

COVID-19: testing by laboratory

Data through Jan 5, 2021 verified as of Jan 6, 2021 at 09:25 AM

Data in this report are provisional and subject to change.

The numbers in the table below represent the number of Florida and non-Florida residents for whom test results were received by the Department of Health. A person can be tested by more than one laboratory and can have both positive and negative results. **Therefore, the sum of the numbers in each column will be larger than the total number of people tested.**

Reporting lab	Inconclusive	Negative	Positive	Percent positive	Total
AMERICAN FAMILY CARE PENSACOLA WEST		1	322	100%	323
PALMS OF SEBRING		303	19	6%	322
BOND AND STEELE CLINIC PA		188	132	41%	320
MINUTECLINIC LLC #5924		258	62	19%	320
Solaris HealthCare Windermere		311	8	3%	319
MIDWAY SPECIALTY CARE CENTER	3	202	113	36%	318
FLORIDA HOSPITAL MEDICAL GROUP		246	72	23%	318
BLOUNTSTOWN REHABILITATION CENTER LLC		219	98	31%	317
FLORIDA HOSPITAL WAUCHULA		213	104	33%	317
APP-UNIPATH, LLC	2	303	12	4%	317
SIGNATURE HEALTHCARE OF BROOKWOOD GARDENS		316	1	0%	317
VITAS HEALTHCARE CORP OF CENTRAL FL		308	8	3%	316
CORE DIAGNOSTIC LABORATORIES LLC		236	79	25%	315
VITAS LUTHERAN TOWERS INPATIENT PROGRAM		273	42	13%	315
RUSKIN HEALTH CENTER		205	109	35%	314
24 HOUR PEDIATIC CARE CENTER	1	283	30	10%	314
GENESIS MEDICAL LABORATORY MIAMI FL.		83	229	73%	312
BAPTIST PRIMARY CARE	2	246	63	20%	311
ORLANDO HEALTH CENTER FOR REHABILITATION		302	9	3%	311
MANOR OAKS NURSING & REHAB CENTER	2	306	1	0%	309
Timberridge Center for Rehabilitation and Healing		283	25	8%	308
MEDSCAN LABORATORY INC	1	161	145	47%	307
TELESCOPE HEALTH LLC	3	231	73	24%	307
CORAL TRACE HEALTH CARE☐	1	300	5	2%	306
MINUTECLINIC LLC, #10357		305	1	0%	306
MEDEXPRESS LUTZ		3	302	99%	305
CONSULATE HEALTH CARE OF BAYONET POINT	3	295	7	2%	305
MINUTECLINIC LLC #1815		273	30	10%	303
CLARIDGE HOUSE NURSING CENTER		287	16	5%	303
AFC URGENT CARE SEMINOLE			303	100%	303
HAINES CITY REHABILITATION AND NURSING CENTER		285	16	5%	301
CARENOW URGENT CARE – FORT PIERCE		180	120	40%	300
DBI HEALTH INC		288	12	4%	300
PALMETTO SUBACUTE CARE CENTER		293	7	2%	300
ORCHARD PARK HEALTH & REHABILITATION		298	2	1%	300
FLORIDA GULF COAST UNIVERSITY		151	149	50%	300
MINUTECLINIC LLC #8381		235	63	21%	298
ADVENT HEALTH CENTRA CARE - TITUSVILLE		56	241	81%	297
BROOKDALE PALMER RANCH	1	265	31	10%	297
ASAP LAB LLC		198	98	33%	296
Life Care Center of Ocala		277	19	6%	296
BUENA VISTA URGENT CARE		264	32	11%	296
Life Care Center at Wells Crossing		280	16	5%	296
MINUTECLINIC LLC #1807		237	58	20%	295
FLORIDA DEPARTMENT OF HEALTH CLAY COUNTY	1	206	87	30%	294
BUFFALO CROSSING HEALTHCARE & REHABILITATION CTR		285	9	3%	294
BENTON PEDIATRICS INC		265	29	10%	294

COVID-19: testing by laboratory

Data through Jan 5, 2021 verified as of Jan 6, 2021 at 09:25 AM

Data in this report are provisional and subject to change.

The numbers in the table below represent the number of Florida and non-Florida residents for whom test results were received by the Department of Health. A person can be tested by more than one laboratory and can have both positive and negative results. **Therefore, the sum of the numbers in each column will be larger than the total number of people tested.**

Reporting lab	Inconclusive	Negative	Positive	Percent positive	Total
DELTONA HEALTH CARE		270	23	8%	293
SPRING HILL HEALTH AND REHABILITATION CENTER		279	14	5%	293
HEALTH CENTRAL PARK		231	62	21%	293
NORTHWEST MEDICAL CENTER CLINICAL LABORATORY		175	117	40%	292
LIFEBRITE	1	119	172	59%	292
BOCA GRANDE HEALTH CLINIC		274	16	6%	290
MINUTECLINIC LLC #4612		222	67	23%	289
AUBURN UNIVERSITY MEDICAL CLINIC		227	62	21%	289
VETERANS AFFAIRS MEDICAL CENTER - LAKE CITY		52	236	82%	288
MINUTECLINIC, LLC #3245		205	82	29%	287
HALIFAX MEDICAL CENTER-PORT ORANGE LAB		244	43	15%	287
PHYSICIANS STAT LAB INC		242	45	16%	287
MINUTECLINIC, LLC #5817		235	50	18%	285
SPECIALTY HEALTH AND REHABILITATION CENTER		260	24	8%	284
URGENT CARE OF THE PALM BEACHES		3	280	99%	283
ADVENT HEALTH CENTRA CARE - WINTER HAVEN	1	116	165	59%	282
LAKELAND REGIONAL HEALTH SYSTEMS INC		16	266	94%	282
Cypress Cove Care Center		184	98	35%	282
BOCA BIOLISTICS REFERENCE LABORATORY	2	185	95	34%	282
BIOCEPT		265	16	6%	281
SUWANNEE HEALTH AND REHABILITATION CENTER		276	5	2%	281
PALM GARDEN OF GAINESVILLE	2	277	2	1%	281
KEY WEST HEALTH AND REHAB	1	273	6	2%	280
solaris Healthcare Parkway	1	275	4	1%	280
SOLARIS HEALTHCARE LAKE CITY		222	57	20%	279
Quest Diag Unspecifd		178	100	36%	278
MINUTECLINIC LLC #3236		248	30	11%	278
LIFE CARE PONTE VEDRA INC		273	5	2%	278
PRUITT HEALTH-SANTA ROSA		275	2	1%	277
SOLARIS HEALTHCARE OSCEOLA		271	6	2%	277
FLORIDA HOSPITAL HEARTLAND MED CTR LAKE PLACID		205	72	26%	277
STEWART ROCKLEDGE HOSPITAL		206	70	25%	276
PHYSICIANS REGIONAL WALK-IN		184	92	33%	276
MANOR CARE NURSING CENTER OF SARASOTA FL LLC		268	6	2%	274
SPRINGTREE REHAB & HEALTH CARE CENTER		259	15	5%	274
FIRST QUALITY LABORATORY		249	24	9%	273
JACKSONVILLE BEACH PEDIATRIC CARE CENTER		242	31	11%	273
WESTCHESTER GARDENS LIMITED PARTNERSHIP		268	5	2%	273
Manatee Springs Rehabilitation and Nursing Center		257	15	6%	272
ROLLINS COLLEGE WELLNESS CENTER		130	142	52%	272
GOOD SAMARITAN SOCIETY-DAYTONA		266	5	2%	271
REDI MED LLC		182	89	33%	271
MINUTECLINIC LLC #3748		213	57	21%	270
BRIDGEWATER PARK HEALTH AND REHAB		257	12	4%	269
EAST LAKE PEDIATRICS PA		245	24	9%	269
MEDFAST URGENT CARE CENTER		82	187	70%	269
SHORE ACRES CARE CENTER		259	10	4%	269

COVID-19: testing by laboratory

Data through Jan 5, 2021 verified as of Jan 6, 2021 at 09:25 AM

Data in this report are provisional and subject to change.

The numbers in the table below represent the number of Florida and non-Florida residents for whom test results were received by the Department of Health. A person can be tested by more than one laboratory and can have both positive and negative results. **Therefore, the sum of the numbers in each column will be larger than the total number of people tested.**

Reporting lab	Inconclusive	Negative	Positive	Percent positive	Total
BREVARD HEALTH ALLIANCE		117	151	56%	268
FAIRWAY OAKS CENTER LLC	6	256	6	2%	268
PREMIER PLACE AT THE GLENVIEW		260	8	3%	268
BAY VILLAGE OF SARASOTA INC		265	2	1%	267
HOPE HOSPICE AND COMMUNITY SERVICES INC	9	251	7	3%	267
BROOKSVILLE HEALTHCARE CENTER LLC		266	1	0%	267
AVELLINO LAB USA, INC	1	257	9	3%	267
ASCEND CLINICAL	2	232	33	12%	267
AURORA DIAGNOSTICS BERNHARDT LABORATORIES PATHOLOGY SERVICE		190	76	29%	266
PALM GARDEN OF CLEARWATER		249	17	6%	266
GANDY CROSSING CARE CENTER	1	253	12	5%	266
EXPRESS URGENT CARE LLC		1	263	100%	264
ER QUICKCARE PL		211	53	20%	264
CHILDRENS MEDICAL ASSOCIATION PA		234	28	11%	262
VILLAGE DOCTORS FAMILY MEDICAL CENTER OF		207	54	21%	261
CLIFFORD CHESTER SIMS VA NURSING HOME		251	9	3%	260
LOOP PEDIATRICS PA		227	33	13%	260
CALHOUN LIBERTY HOSPITAL		175	84	32%	259
AVENTURA REHAB AND NURSING CENTER		254	5	2%	259
CONSULATE HEALTHCARE OF KISSIMMEE		247	12	5%	259
AFC URGENT CARE FAMILY CARE			259	100%	259
Marshall Health and Rehabilitation Center		253	5	2%	258
FLORIDA WOMAN CARE LABORATORY LLC		232	26	10%	258
HOMESTEAD MANOR	2	215	40	16%	257
MICHAEL A MIDDLETON MD PA		249	8	3%	257
STARKE FAMILY MEDICAL CENTER		203	53	21%	256
MANORCARE HEALTH SERVICES - VENICE		207	48	19%	255
QUALITOX LABORATORIES		105	149	59%	254
ST JUDE CHILDREN'S RESEARCH HOSPITAL		241	13	5%	254
SABAL PALMS HEALTH AND REHAB		210	43	17%	253
HEALTHY STEPS PEDIATRICS		223	29	12%	252
LabCorp (Non-Interfaced)	1	111	139	55%	251
OCEAN VIEW NURSING AND REHAB CENTER		240	10	4%	250
HARDEE MANOR HEALTH CARE CENTER	1	244	2	1%	247
ROSEWOOD HEALTH AND REHABILITATION CENTER		241	6	2%	247
CONSULATE HEALTH CARE OF SAFETY HARBOR		244	3	1%	247
MARTIN MEMORIAL MEDICAL CENTER LAB		128	118	48%	246
SHELL POINT VILLAGE MEDICAL CENTER		246			246
SIGNATURE HEALTHCARE OF NORTH FLORIDA		244	2	1%	246
LAKE EUSTIS HEALTH AND REHABILITATION CENTER		242	3	1%	245
AFC URGENT CARE TYRONE		2	242	99%	244
Glades West Rehabilitation and Nursing Center		238	6	2%	244
ADVENT HEALTH CENTRA CARE - ORMOND BEACH		98	146	60%	244
AFC URGENT CARE CLEARWATER		104	139	57%	243
SEA BREEZE REHAB AND NURSING CENTER		239	4	2%	243
PERSONALIZED GENETIC TESTING	1	150	92	38%	243
ROSEWOOD HEALTHCARE & REHABILITATION CENTER		239	4	2%	243

COVID-19: testing by laboratory

Data through Jan 5, 2021 verified as of Jan 6, 2021 at 09:25 AM

Data in this report are provisional and subject to change.

The numbers in the table below represent the number of Florida and non-Florida residents for whom test results were received by the Department of Health. A person can be tested by more than one laboratory and can have both positive and negative results. **Therefore, the sum of the numbers in each column will be larger than the total number of people tested.**

Reporting lab	Inconclusive	Negative	Positive	Percent positive	Total
FL HUD DESTIN, LLC D/B/A GRAND BOULEVARD HEALTH		209	33	14%	242
KISSIMMEE FACILITY OPERATIONS LLC		234	8	3%	242
Solaris Healthcare Daytona	1	233	8	3%	242
MEDIQUICK URGENT CARE CENTERS INC		106	135	56%	241
PruittHealth Santa Rosa		195	46	19%	241
HEATHER HILL HEALTHCARE CENTER		200	41	17%	241
GOOD SAMARITAN CARES		236	5	2%	241
renaissance health and rehabilitation center		234	6	3%	240
Bayside Care Center	1	225	14	6%	240
ADVENT HEALTH CENTRA CARE - ALTAMONTE SPRINGS		145	94	39%	239
BROWARD NURSING & REHABILITATION CTR	8	228	3	1%	239
VIERA HOSPITAL, INC		175	63	26%	238
DIAMOND RIDGE HEALTH AND REHABILITATION CENTER		222	15	6%	237
MALABAR/ADVENT CENTRA CARE		48	189	80%	237
ELLENTON PEDIATRICS		220	17	7%	237
HARBOURWOOD	1	232	4	2%	237
ADVENT HEALTH CENTRA CARE - UNIVERSITY	1	95	140	59%	236
TAMARAC REHABILITATION & HEALTH CENTER		235	1	0%	236
ARCHER HEALTH VENTURES, LLC		210	25	11%	235
Destin Healthcare and Rehabilitation Center	1	229	5	2%	235
OSPREY LODGE		222	13	6%	235
ST JAMES HEALTH AND REHABILITATION CENTER		188	46	20%	234
DIAMOND RIDGE HEALTH AND REHABILITATION		221	12	5%	233
MEMPHIS PATHOLOGY LABORATORY	4	212	17	7%	233
MINUTECLINIC LLC #1350		189	44	19%	233
REGENTS PARK AT AVENTURA		221	11	5%	232
Vi at Lakeside Village Skilled Nursing		229	3	1%	232
ROSEN MEDICAL CENTER		206	26	11%	232
OAK HAMMOCK AT THE UNIVERSITY OF FLORIDA		225	6	3%	231
Fernandina Beach Rehabilitation and Nursing Center		230	1	0%	231
Bay Breeze Senior Living and Rehabilitation Center		181	50	22%	231
SPRINGS AT BOCA CIEGA BAY,THE		221	9	4%	230
THE PALACE MANAGEMENT - THE PALACE AT CORAL GABLES		229			229
BAY TREE CARE AND REHABILITATION CENTER		197	31	14%	228
BEAR CREEK NURSING CENTER		226	2	1%	228
PruittHealth Panama City	1	207	20	9%	228
DAVID SCOTT MADWAR MD PA□		206	21	9%	227
ADVENT HEALTH CENTRA CARE - COLONIAL TOWN	1	175	51	22%	227
LAKE PARK OF MADISON		222	4	2%	226
LEHIGH VALLEY GENOMICS			224	100%	224
LYNN HAVEN SPORTS COMPLEX-WALKON CLINIC		20	203	91%	223
PALM GARDEN OF ORLANDO		201	22	10%	223
LUTHERAN HAVEN		219	3	1%	222
SOLARIS HEALTHCARE MERRITT ISLAND		203	19	9%	222
MEDIPATH		12	209	95%	221
MANDARIN PEDIATRICS		209	12	5%	221
Heritage Healthcare at Tallahassee		217	4	2%	221

COVID-19: testing by laboratory

Data through Jan 5, 2021 verified as of Jan 6, 2021 at 09:25 AM

Data in this report are provisional and subject to change.

The numbers in the table below represent the number of Florida and non-Florida residents for whom test results were received by the Department of Health. A person can be tested by more than one laboratory and can have both positive and negative results. **Therefore, the sum of the numbers in each column will be larger than the total number of people tested.**

Reporting lab	Inconclusive	Negative	Positive	Percent positive	Total
BUREAU OF CLINICAL LABORATORIES		183	37	17%	220
FLORIDA DEPARTMENT OF HEALTH		193	27	12%	220
CLERMONT HEALTH AND REHABILITATION CENTER		211	8	4%	219
PROTEUS MOLECULAR AND CLINICAL LAB	1	144	74	34%	219
Boynnton Beach Rehabilitation Center	2	213	4	2%	219
CHIPOLA HEALTH AND REHAB		206	13	6%	219
MINUTECLINIC LLC #3255		170	48	22%	218
LAKE PORT SQUARE		200	17	8%	217
PINES OF SARASOTA		215	2	1%	217
TUSKAWILLA NURSING AND REHAB CENTER	2	210	5	2%	217
TERRACES OF LAKE WORTH CARE CENTER		216	1	0%	217
THE MANOR AT CARPENTERS		185	32	15%	217
RULEME CENTER	2	206	9	4%	217
Solaris Healthcare Lake Bennet		193	23	11%	216
ST. CLOUD REGIONAL MEDICAL CENTER		199	17	8%	216
ADVENT HEALTH CENTRA CARE		104	112	52%	216
GATEWAY/ADVENT CENTRA CARE	1	24	189	88%	214
SERENADES IN THE VILLAGES		171	42	20%	213
BLOCK, NATION, CHASE, AND SMOLEN FAMILY MEDICINE		157	56	26%	213
Sunset Point Center		211	2	1%	213
CARENOW	2	114	96	45%	212
Consulate Health Care of North Fort Myers		203	9	4%	212
TIERRA PINES CENTER		202	10	5%	212
POCONO MEDICAL CENTER		212			212
PCB CLINIC		167	45	21%	212
SUNRISE DIAGNOSTIC LABORATORY		158	53	25%	211
PARKS HEALTHCARE & REHABILITATION CTR	4	206	1	0%	211
CONSULATE HEALTH CARE OF WINTER HAVEN		209	1	0%	210
TGH		1	209	100%	210
The Palace Nursing and Rehabilitation Center		209			209
SUN COUNTRY PEDIATRICS PLLC	6	185	18	9%	209
SAMANTHA WILSON CARE CENTER		202	7	3%	209
ELMHURST HOSPITAL CENTER	1	198	9	4%	208
MEDICAL CONSULTANTS OF FLORIDA, LLC		169	39	19%	208
PALM GARDEN OF AVENTURA		206	1	0%	207
Taylor Care Center		203	3	1%	206
W FRANK WELLS NURSING HOME		179	27	13%	206
EDGEWATER AT WATERMAN VILLAGE,THE		195	11	5%	206
SOLARIS HEALTHCARE BAYONET POINT		196	9	4%	205
PEDIATRICS IN BREVARD PA		188	17	8%	205
HOMESTEAD VILLAGE		201	3	1%	204
DOCTORS MEMORIAL FAMILY MEDICINE	2	139	63	31%	204
BRENTWOOD RETIREMENT COMMUNITY	4	174	26	13%	204
JACKSON PLAZA NURSING & REHAB CENTER		200	3	1%	203
SABAL DIRECT PRIMARY CARE, PA		169	34	17%	203
AFC URGENT CARE		52	151	74%	203
FLORIDA DEPARTMENT OF HEALTH IN CALHOUN COUNTY		136	67	33%	203

COVID-19: testing by laboratory

Data through Jan 5, 2021 verified as of Jan 6, 2021 at 09:25 AM

Data in this report are provisional and subject to change.

The numbers in the table below represent the number of Florida and non-Florida residents for whom test results were received by the Department of Health. A person can be tested by more than one laboratory and can have both positive and negative results. **Therefore, the sum of the numbers in each column will be larger than the total number of people tested.**

Reporting lab	Inconclusive	Negative	Positive	Percent positive	Total
PEDIATRIC HEALTH CARE ALLIANCE, PA		184	19	9%	203
FULGENT GENETICS	2	162	38	19%	202
SERANADES BY SONATA WEST ORANGE		181	21	10%	202
CLINICAL PATHOLOGY LABS INC		202			202
HEALTH FIRST - HOLMES REGIONAL MEDICAL CENTER		32	170	84%	202
POLK COUNTY HEALTH DEPARTMENT		178	24	12%	202
Governors Creek Health and Rehabilitation	1	198	2	1%	201
VAMC WEST PALM LAB		5	196	98%	201
TALLAHASSEE NHHI LLC		200	1	0%	201
MEDICAL CENTER OF DELTONA, INC		156	45	22%	201
BAYA POINTE NURSING AND REHABILITATION		118	82	41%	200
HARDEE COUNTY HEALTH DEPARTMENT		160	40	20%	200
LITTLE PINE PEDIATRICS PLLC		167	33	17%	200
ABBOTT LABORATORIES		142	58	29%	200
FLORIDA CLINICAL LABORATORY-BIOREFERENCE LABORATORIES		64	136	68%	200
ORCHARD RIDGE CARE AND REHABILITATION CENTER		199	1	1%	200
HAVEN OF OUR LADY OF PEACE INC		195	5	3%	200
GRAND COURT TAMPA		198	1	1%	199
SILVERCREST HEALTH AND REHABILITATION CENTER	3	190	6	3%	199
ORANGE COUNTY HEALTH DEPT		191	8	4%	199
PATHGROUP LABS LLC		94	104	53%	198
USA HEALTH UNIVERSITY HOSPITAL CLINICAL LABORATORY	1	195	2	1%	198
Solaris Healthcare Coconut Creek		196	2	1%	198
DEPARTMENT OF HEALTH & HUMAN SERVICES		198			198
MIAMI JEWISH HEALTH SYSTEMS, INC	1	189	7	4%	197
Chatsworth at PGA National, LLC		192	5	3%	197
TRENTON MEDICAL CENTER INC DBA PALMS MEDICAL GROUP	4	140	53	27%	197
VILLAGE DOCTORS OF KEYSTONE		143	53	27%	196
HEARTLAND PEDIATRICS OF LAKE WALES		173	23	12%	196
FELLOWSHIP HOME AT THE FAIRWAY LLC		191	5	3%	196
GLENRIDGE ON PALMER RANCH,THE		189	7	4%	196
RIVERS FAMILY MEDICINE PA		148	47	24%	195
SIGNATURE HEALTHCARE AT THE COURTYARD		148	46	24%	194
MINUTECLINIC LLC #3637		131	63	32%	194
SILVER CREEK SENIOR LIVING COMMUNITY		192	2	1%	194
ADVENT HEALTH - CARROLLWOOD	4	166	23	12%	193
HEALTH DESIGNS		184	9	5%	193
WESTWOOD HEALTHCARE SNF		163	29	15%	192
ASSOCIATESMD MEDICAL GROUP INC		159	33	17%	192
MOLECULAR TESTING LABS		156	36	19%	192
Lake Port Square Health Center		178	13	7%	191
ManorCare Health Services-Palm Harbor		190			190
San Jose Health & Rehabilitation		188	2	1%	190
CARRINGTON PLACE OF ST PETE LLC		187	3	2%	190
CROSS POINTE CARE CENTER	2	188			190
Life Care Center of Punta Gorda	1	177	11	6%	189
HEALTH LINK DIAGNOSTIC LABORATORIES		182	6	3%	188

COVID-19: testing by laboratory

Data through Jan 5, 2021 verified as of Jan 6, 2021 at 09:25 AM

Data in this report are provisional and subject to change.

The numbers in the table below represent the number of Florida and non-Florida residents for whom test results were received by the Department of Health. A person can be tested by more than one laboratory and can have both positive and negative results. **Therefore, the sum of the numbers in each column will be larger than the total number of people tested.**

Reporting lab	Inconclusive	Negative	Positive	Percent positive	Total
Bayside Health and Rehabilitation		164	24	13%	188
WOMEN'S CARE FLORIDA LABORATORY		183	5	3%	188
SOLARIS SENIOR LIVING VERO BEACH		180	7	4%	187
PALM GARDEN OF WINTER HAVEN		173	14	7%	187
SOLARIS HEALTHCARE IMPERIAL		181	5	3%	186
PLANTATION NURSING & REHAB CENTER		186			186
ACCURATE DIAGNOSTIC LABS, INC		176	10	5%	186
NEO GENOMICS - FORT MYERS	1	180	5	3%	186
CRONOS CLINICAL LABORATORY	9	127	50	27%	186
DIGNITY HEALING, LLC		174	11	6%	185
OCALA FAMILY MEDICAL CENTER INC	1	147	37	20%	185
ADVENT		172	13	7%	185
ST. JAMES BAY HEALTH AND REHABILITATION CENTER		183	1	1%	184
CARITHERS PEDIATRIC GROUP		161	23	13%	184
Lakewood Nursing Center		167	17	9%	184
EPN URGENT CARE		43	141	77%	184
ADVENT HEALTH CENTRA CARE - WESLEY CHAPEL		13	170	93%	183
Nspire Health Care Kendall		173	10	5%	183
DIAGNOSTIC & CLINICAL CARE SERVICES INC DBA		150	32	18%	182
UNIVERSITY OF TAMPA STUDENT HEALTH AND SHC CLINICAL LABORATORY		49	133	73%	182
BAYVIEW CENTER		179	2	1%	181
CENTRA CARE – AZALEA PARK		98	82	46%	180
FORT PIERCE HEALTH CARE		177	3	2%	180
NADAL PEDIATRICS - VICTORIA STREET (3385)		153	27	15%	180
BROOKDALE FORT MYERS CYPRESS LAKE		179	1	1%	180
LONGWOOD FAMILY PRACTICE		141	38	21%	179
ARCPOINT LABS OF ST PETERSBURG		117	61	34%	178
CARE ONE OF FLORIDA	1	117	60	34%	178
Orchid Cove at Sarasota		176	1	1%	177
SUPERIOR RESIDENCES OF PANAMA CITY BEACH		171	6	3%	177
MANOR CARE OF NAPLES FL LLC		175	2	1%	177
REHABILITATION CENTER OF LAKE CITY, THE		159	18	10%	177
CONSULATE HEALTH CARE OF MELBOURNE		176	1	1%	177
ABBIEJEAN RUSSELL CARE CENTER		176			176
VETERANS AFFAIRS MEDICAL CENTER - MIAMI			176	100%	176
COMMUNITY HEALTH AND REHABILITATION CENTER		150	26	15%	176
DXTERITY DIAGNOSTICS	1	171	4	2%	176
Heritage Park Rehabilitation & Healthcare		159	16	9%	175
ADVENT HEALTH CENTRA CARE - DAYTONA BEACH		89	86	49%	175
Parkview Rehabilitation Center at Winter Park		172	3	2%	175
Consulate Health Care of St. Petersburg		174			174
BOCA RATON REHABILITATION CENTER	4	167	3	2%	174
MEDICAL CONSULTANTS OF FLORIDA LLC	1	142	31	18%	174
NIGHT LITE PEDIATRICS WINTER GARDEN		144	29	17%	173
BAPTIST HEALTH PRIMARY CARE	1	134	38	22%	173
FINLAY CLINICAL LABORATORY INC		36	137	79%	173
NSPIRE HEALTHCARE LAUDERHILL		168	5	3%	173

COVID-19: testing by laboratory

Data through Jan 5, 2021 verified as of Jan 6, 2021 at 09:25 AM

Data in this report are provisional and subject to change.

The numbers in the table below represent the number of Florida and non-Florida residents for whom test results were received by the Department of Health. A person can be tested by more than one laboratory and can have both positive and negative results. **Therefore, the sum of the numbers in each column will be larger than the total number of people tested.**

Reporting lab	Inconclusive	Negative	Positive	Percent positive	Total
PALMETTO FAMILY HEALTHCARE	1	107	65	38%	173
CORAL REEF NURSING & REHAB CENTER		169	2	1%	171
PALM GARDEN OF WEST PALM BEACH☐	1	157	13	8%	171
OCEAN REEF MEDICAL CENTER		149	22	13%	171
ADVENT HEALTH CENTRA CARE - CARROLLWOOD		4	166	98%	170
AZALEA TRACE		158	11	7%	169
PROFESSIONAL HEALTH EXAMINERS		146	23	14%	169
PANAMA CITY DEVELOPMENTAL CENTER☐		168			168
Consulate Healthcare of West Palm Beach		157	11	7%	168
GOOD SAMARITAN SOCIETY OF DELAND		159	9	5%	168
AVECINA MOBILE		118	50	30%	168
INN AT ASTON GARDENS, THE		164	4	2%	168
WIREGRASS DIRECT PRIMARY CARE PLLC☐		143	25	15%	168
ADVENT HEALTH - ORLANDO		135	32	19%	167
URGENT CARE OF THE PALM BEACHES, NORTH PALM BEACH			166	100%	166
ADVENT HEALTH CENTRA CARE - OVIEDO		63	101	62%	164
ASTON GARDENS AT PELICAN MARSH		162	2	1%	164
CHAUTAUQUA REHABILITATION AND NURSING CENTER		154	9	6%	163
TRI COUNTY NURSING HOME		162	1	1%	163
BRADENTON HEALTH CARE		163			163
Emory L Bennett State Veterans Nursing Home		160	2	1%	162
The Inn at Sarasota Bay Club		160	2	1%	162
ATLANTIC SHORES NURSING AND REHAB CENTER		158	4	2%	162
SANDBAY URGENT CARE		127	34	21%	161
ADVENT HEALTH CENTRA CARE - TEMPLE TERRACE	1	101	59	37%	161
SARNO EXTENDED HOURS		104	57	35%	161
QUICK CARE MED		129	31	19%	160
KEYSTONE REHAB		160			160
HUNT CLUB PEDIATRIC ASSOCIATES, P.A.		138	22	14%	160
GREENBRIAR REHABILITATION AND NURSING CENTER	1	159			160
FAMILY CARE PARTNERS OF NORTHEAST FLORIDA LLC		105	55	34%	160
CARE ONE OF FLORIDA LLC		50	110	69%	160
GOOD SAMARITAN CENTER		159	1	1%	160
HOSPITAL FOR SPECIAL SURGERY		159	1	1%	160
DOCTORS MEMORIAL HOSPITAL		44	115	72%	159
AMERICAN FINNISH NURSING HOME	1	156	2	1%	159
ARBOR FACILITY INC		159			159
PADDOCK RIDGE		156	3	2%	159
CYPRESS POINT LIVING, LLC		152	6	4%	158
OPTUMCARE FLORIDA LLC		96	62	39%	158
WUESTHOFF REF LABORATORY			158	100%	158
POINT WASHINGTON MEDICAL CLINIC		30	128	81%	158
FIRST CHOICE PEDIATRICS		112	46	29%	158
PAVILION FOR HEALTHCARE, THE		156	1	1%	157
FLORIDA KEYS PEDIATRICS & ADOLESCENT CENTER		150	7	4%	157
AMBULATORY SURGERY CENTER OF BOCA RATON LTD		156	1	1%	157
SEMINOLE NURSING PAVILION		149	7	4%	156

COVID-19: testing by laboratory

Data through Jan 5, 2021 verified as of Jan 6, 2021 at 09:25 AM

Data in this report are provisional and subject to change.

The numbers in the table below represent the number of Florida and non-Florida residents for whom test results were received by the Department of Health. A person can be tested by more than one laboratory and can have both positive and negative results. **Therefore, the sum of the numbers in each column will be larger than the total number of people tested.**

Reporting lab	Inconclusive	Negative	Positive	Percent positive	Total
Englewood Healthcare and Rehab		141	15	10%	156
COLOR GENOMICS, INC.	1	153	2	1%	156
LASER & SURGERY CENTER OF THE PALM BEACHES☐		155	1	1%	156
COCOA BEACH/ADVENT CENTRA		41	114	74%	155
PRUITT HEALTH		153	2	1%	155
ALL SEASONS NAPLES LLC☐		153	2	1%	155
TIMBERRIDGE NURSING HOME & REHAB		123	32	21%	155
NORTH FLORIDA PEDIATRICS - MARIANNA		119	36	23%	155
ALLSOUTH URGENT CARE			155	100%	155
PALMETTTO FACILITY INC	1	153			154
ORLANDO HEALTH EMERGENCY DEPARTMENT		144	10	6%	154
WATERMARK LAKE POINTE WOODS LLC		139	15	10%	154
COLONY CLUB ALF,THE		142	11	7%	153
SOUTHWEST ORLANDO FAMILY MEDICINE, PL		123	30	20%	153
OSPREY VILLAGE AT AMELIA ISLAND LTD		146	6	4%	152
ST CATHERINE'S WEST REHABILITATION HOSPITAL		150	2	1%	152
AMEERAH LABS, LLC	2	117	33	22%	152
NATIONS BEST FAMILY HEALTH CARE		69	83	55%	152
SAINTS 120 LLC	1	117	33	22%	151
XPRESS URGENT CARE	2	131	18	12%	151
PIONEER CLINICAL LAB, LLC		104	46	31%	150
FAWCETT MEMORIAL HOSPITAL-LAB		39	111	74%	150
DIAMOND RIDGE		147	3	2%	150
SUNLAND MARIANNA COX MEDICAL CENTER		127	23	15%	150
Crossbreeze care center		148	1	1%	149
OAKBROOK HEALTH AND REHABILITATION CENTER	1	148			149
EVENT MED SERVICES LABORATORY		146	3	2%	149
AVON PARK PEDIATRICS INC		135	14	9%	149
PRECISION HEALTH RESOURCES, LLC	1	133	15	10%	149
ANCIENT CITY PEDIATRICS		141	7	5%	148
SACRED HEART HEALTH SYSTEM, INC		79	69	47%	148
ATLANTIC URGENT CARE		102	46	31%	148
CAREMED CLINIC LLC		83	65	44%	148
CITRUS HEALTH AND REHAB		128	20	14%	148
CENTERSTONE OF FLORIDA☐		140	8	5%	148
EDGEWOOD NURSING CENTER		143	4	3%	147
LAB CORP	1	89	56	38%	146
SUNSHINE URGENT CARE LLC		98	48	33%	146
ADVENT HEALTH CENTRA CARE - ST. CLOUD		131	15	10%	146
FLORIDA HEALTH CARE PLAN INC		2	144	99%	146
REGENCY CARE OF BLOUNTSTOWN LLC		135	10	7%	145
ORANGE BLOSSOM FAMILY HEALTH		136	9	6%	145
UCC - WELLINGTON			145	100%	145
GENE BY GENE		61	84	58%	145
GOLD CHOICE SENIOR COMMUNITIES		103	41	28%	144
CONEY ISLAND HOSPITAL		141	3	2%	144
CANTERFIELD OF CLAY COUNTY		115	29	20%	144

COVID-19: testing by laboratory

Data through Jan 5, 2021 verified as of Jan 6, 2021 at 09:25 AM

Data in this report are provisional and subject to change.

The numbers in the table below represent the number of Florida and non-Florida residents for whom test results were received by the Department of Health. A person can be tested by more than one laboratory and can have both positive and negative results. **Therefore, the sum of the numbers in each column will be larger than the total number of people tested.**

Reporting lab	Inconclusive	Negative	Positive	Percent positive	Total
FLOMEDILAB		19	125	87%	144
MINUTECLINIC LLC #8927		109	35	24%	144
JEFFERY WEINZWEIG		2	141	99%	143
AMERICAN RESEARCH LABS		7	136	95%	143
Quail Run Health Care Center		143			143
ARCADIA HEALTH AND REHABILITATION CENTER		100	43	30%	143
PALM HARBOR FAMILY PRACTICE & WALK-IN		104	38	27%	142
ASCENSION MEDICAL GROUP		2	140	99%	142
ADVANCED AMBULATORY SURGERY CENTER		134	8	6%	142
NORTH FLORIDA MEDICAL GROUP		89	52	37%	141
FIRST CHOICE PRIMARY CARE		113	28	20%	141
HOLIDAY CVS LLC DBA CVS/PHARMACY #0440		138	3	2%	141
URGENT CARE EXPRESS LLC			141	100%	141
PALM BEACH COUNTY HEALTH DEPT LAB	3	131	5	4%	139
Rehabilitation Center for Park Place LLC		135	4	3%	139
MEADOWCREST FAMILY PHYSICIANS		92	47	34%	139
ROSECASTLE OF ZEPHRHILLS		137	2	1%	139
GLADES HEALTH CARE CENTER		136	3	2%	139
TARPON POINT NURSING AND REHABILITATION CENTER		139			139
TRINITY REGIONAL REHAB CENTER		128	10	7%	138
AMERICAN PATHOLOGY PARTNERS		136	2	1%	138
EDWARD J HEALEY REHAB & NURSING CENTER		138			138
EXPRESS PHARMACY		125	13	9%	138
CAYUGA MEDICAL CENTER AT ITHACA		135	3	2%	138
ARDEN COURTS OF LARGO FL, LLC		128	10	7%	138
WRIGHTS HEALTH CARE AND REHABILITATION CENTER		108	29	21%	137
BAPTIST PRIMARY CARE, INC		127	10	7%	137
WOODBRIIDGE FACILITY INC		136	1	1%	137
BENDERSON FAMILY SKILLED NURSING AND □		124	13	9%	137
ADVENT HEALTH CENTRA CARE - WINTER GARDEN		74	63	46%	137
REFUAH HEALTH CENTER LABORATORY		133	4	3%	137
MANOR AT BLUEWATER BAY		131	6	4%	137
PPC-LAB EDI ORCHARD BI		129	8	6%	137
VENICE REGIONAL BAYFRONT HEALTH (PULMONARY)		126	10	7%	136
PORT ST LUCIE REHABILITATION AND HEALTHCARE		98	38	28%	136
CONTINENTAL CLINICAL RESEARCH, LLC		131	5	4%	136
LABORATORY OF FLORIDA		83	52	39%	135
IRL MARKET LAB ALACHUA		104	31	23%	135
CANTERFIELD OF OCALA, LLC		133	2	1%	135
NCRNC INC		132	3	2%	135
Whispering Oaks	7	116	12	9%	135
STATMED QUICK QUALITY CLINIC AT NORTH PINELLAS		65	70	52%	135
HCSO OCCUPATIONAL HEALTH AND WELLNESS CENTER		104	31	23%	135
PRIMARY CARE SOUTH INC		1	134	99%	135
Solaris Senior Living North Naples ALF		130	5	4%	135
JACKSONVILLE KIDS PEDIATRICS, PLLC		115	20	15%	135
PRIMECARE OF DOTHAN		90	44	33%	134

COVID-19: testing by laboratory

Data through Jan 5, 2021 verified as of Jan 6, 2021 at 09:25 AM

Data in this report are provisional and subject to change.

The numbers in the table below represent the number of Florida and non-Florida residents for whom test results were received by the Department of Health. A person can be tested by more than one laboratory and can have both positive and negative results. **Therefore, the sum of the numbers in each column will be larger than the total number of people tested.**

Reporting lab	Inconclusive	Negative	Positive	Percent positive	Total
SOMERBY LAKE NONA		131	3	2%	134
Surrey Place Healthcare and Rehabilitation		134			134
MINUTECLINIC LLC #5187		109	25	19%	134
MANOR CARE OF BOYNTON BEACH LLC		131	3	2%	134
MATHISON RETIREMENT COMMUNITY, INC		131	2	2%	133
ADVENT HEALTH CENTRA CARE - DELAND		28	105	79%	133
UNITED CLINICAL LABORATORIES		124	9	7%	133
NEW YORK CITY DEPARTMENT OF HEALTH & MENTAL		108	25	19%	133
PEDIATRIC HEALTHCARE ALLIANCE		118	15	11%	133
THE REHABILITATION CENTER OF LAKE CITY		127	5	4%	132
AMELIA MEDICAL CARE		14	118	89%	132
FORT WALTON REHABILITATION CENTER		95	37	28%	132
LONGWOOD HEALTH AND REHABILITATION CENTER		125	6	5%	131
GUEST HOUSE OCALA, THE		128	3	2%	131
INTEGRATED REGIONAL LABORATORIES		119	12	9%	131
FAMILY CARE PARTNERS OF NE FLORIDA LLC		86	45	34%	131
THE WELLNESS CENTER AT LAKEWOOD RANCH		43	88	67%	131
LAKESIDE NEUROLOGIC		126	4	3%	130
ADVENT HEALTH CENTRA CARE - AZALEA PARK		112	18	14%	130
MIRACLE HILL NURSING & REHABILITATION CENTER INC		126	4	3%	130
PATRIOT MEDICAL LABORATORIES		126	4	3%	130
ADVANCED MEDICAL CENTER		86	44	34%	130
Concordia Village of Tampa AL		128	1	1%	129
ADVENT HEALTH CENTRA CARE - LONGWOOD		24	105	81%	129
BMHSI-AEL MICROBIOLOGY LABORATORY	2	102	25	19%	129
CENTRACARE		17	112	87%	129
EXOSOME DIAGNOSTICS	1	116	12	9%	129
FHMG-FLORIDA HOSPITAL MEDICAL GROUP		109	19	15%	128
CSL PLASMA		28	100	78%	128
TUSCAN GARDENS OF PALM COAST		127	1	1%	128
AMERICAN MEDICAL RESPONSE		125	3	2%	128
MILLENNIUM LAB SERVICES			127	100%	127
KR at Hillsborough Lakes/Lutz Healthcare		126	1	1%	127
GESSLER CLINIC PA		98	29	23%	127
PEDIATRICS BY THE SEA		126	1	1%	127
Heartland Healthcare of Ft. Myers	1	126			127
TRI-COUNTY NURSING HOME		117	10	8%	127
SUWANNEE VALLEY NURSING CENTER		120	7	6%	127
NAPLES CHILDREN'S URGENT CARE		104	23	18%	127
MOBILE INFIRMARY MED CENTER PATH LAB		114	13	10%	127
Gulf Coast Healthcare (Longwood Health and Rehab		113	13	10%	126
TUSCAN GARDENS OF VENETIA MANAGEMENT COMPANY		124	2	2%	126
ARGO SENIOR LIVING AT HAVERHILL		124	2	2%	126
GENETWORKX		17	109	87%	126
ESTERO ISLAND MEDICAL CENTER		107	19	15%	126
VIERA MANOR ASSISTED LIVING RESIDENCE		120	6	5%	126
ADDINGTON PLACE AT WELLINGTON GREEN		125	1	1%	126

COVID-19: testing by laboratory

Data through Jan 5, 2021 verified as of Jan 6, 2021 at 09:25 AM

Data in this report are provisional and subject to change.

The numbers in the table below represent the number of Florida and non-Florida residents for whom test results were received by the Department of Health. A person can be tested by more than one laboratory and can have both positive and negative results. **Therefore, the sum of the numbers in each column will be larger than the total number of people tested.**

Reporting lab	Inconclusive	Negative	Positive	Percent positive	Total
FHMG FLORIDA HOSPITAL MEDICAL GROUP		107	19	15%	126
PROFESSIONAL HEALTH EXAMINERS DBA PROHEALTH		106	19	15%	125
LabCorp L#09258090 M#09258105		73	52	42%	125
BAY VUE NURSING AND REHABILITATION CENTER		116	9	7%	125
YOUR FAMILY WALK-IN CLINIC		3	122	98%	125
PEDIATRIC ASSOCIATES OF OCALA PA		110	14	11%	124
THE CLUB AND REHABILITATION CENTER		123	1	1%	124
MORSELIFE MEMORY CARE RESIDENCE		120	4	3%	124
MACTOWN, INC		124			124
LIFE CARE CENTER OF ALTAMONTE SPRINGS		102	21	17%	123
ARTHREX MEDICAL CENTER		48	75	61%	123
PROVIDENCE HOSPITAL LABORATORY		118	5	4%	123
SOUTH CAMPUS FACILITY INC		118	5	4%	123
BAPTIST PRIMARY CARE INC		104	19	15%	123
BOND CLINIC PA PEDIATRICS DEPT		106	16	13%	122
GRAVITY DIAGNOSTICS, LLC		35	87	71%	122
PARKVIEW HEALTH		121			121
WEDGEWOOD HEALTHCARE CENTER		89	32	26%	121
BORLAND GROOVER CLINIC	1	104	16	13%	121
PALMS MEDICAL GROUP HIGH SPRINGS		103	18	15%	121
PALM BEACH PEDIATRICS PA	2	107	11	9%	120
WHITE WILSON MEDICAL IMMEDIATE CARE NICEVILLE		1	119	99%	120
GRAVITY DIAGNOSTICS		42	78	65%	120
AMA MEDICAL GROUP LLC		94	25	21%	119
MATHISON RETIREMENT COMMUNITY		114	5	4%	119
Sunnyside Nursing Home		116	3	3%	119
BOSTON RED SOX CLUB LP		117	2	2%	119
RDX BIOSCIENCE		60	58	49%	118
SOUTH BALDWIN REGIONAL MEDICAL CENTER		110	8	7%	118
CHARTER SENIOR LIVING OF PANAMA CITY BEACH		100	18	15%	118
PROVISTA DIAGNOSTICS, INC		115	3	3%	118
JACKSONVILLE NURSING AND REHAB CENTER		113	4	3%	117
MV MEDICAL PRACTICE DBA PRIMARY URGENT CARE		112	5	4%	117
BRIGHTON EGGERT PHARMACY INC		112	5	4%	117
NEIGHBORHOOD MEDICAL CENTER		112	5	4%	117
NORTH FLORIDA PEDIATRICS PA - DUVAL		103	14	12%	117
HILLSBOROUGH COUNTY DEVELOPMENTAL CTR	1	111	5	4%	117
SANDY PINES	2	106	9	8%	117
DOCTOR'S IN HOUSE LABORATORY		15	102	87%	117
ADVENT HEALTH CENTRA CARE - BRANDON		30	87	74%	117
BEACON AT GULF BREEZE, THE		112	4	3%	116
FLORIDA HEART & VASCULAR MULTISPECIALTY GROUP PA		79	37	32%	116
WESLEY HAVEN VILLA	1	107	8	7%	116
BELVEDERE COMMONS OF FORT WALTON BEACH		106	9	8%	115
Lakeside Nursing and Rehabilitation Center	1	90	24	21%	115
COQUINA CENTER		113	2	2%	115
SUNNY HILLS ALF OF SEBRING INC		106	8	7%	114

COVID-19: testing by laboratory

Data through Jan 5, 2021 verified as of Jan 6, 2021 at 09:25 AM

Data in this report are provisional and subject to change.

The numbers in the table below represent the number of Florida and non-Florida residents for whom test results were received by the Department of Health. A person can be tested by more than one laboratory and can have both positive and negative results. **Therefore, the sum of the numbers in each column will be larger than the total number of people tested.**

Reporting lab	Inconclusive	Negative	Positive	Percent positive	Total
JAMES A HALEY VETERANS HOSPITAL			113	100%	113
ENCOMPASS HEALTH REHABILITATION HOSPITAL	5	105	3	3%	113
MILLER BIOCONNECT		95	18	16%	113
SHOAL CREEK REHABILITATION CENTER		72	41	36%	113
FOUNTAINS OF HOPE LLC, THE		111	1	1%	112
STEWART MEDICAL GROUP		34	78	70%	112
LEESBURG PEDIATRICS		104	8	7%	112
COASTAL HEALTH AND REHAB		110	2	2%	112
MINUTECLINIC DIAGNOSTIC OF RHODE ISLAND, LLC #729		108	4	4%	112
UNIVERSITY OF MIAMI		1	111	99%	112
ALLIED HEALTH FORT PIERCE		112			112
CENTRA CARE - HUNTER'S CREEK		52	59	53%	111
ADVENT HEALTH CENTRA CARE - CITRUS PARK		8	103	93%	111
HIALEAH SHORES NURSING AND REHAB CENTER		103	8	7%	111
Cross Terrace REhabilitation		109	1	1%	110
RDV SPORTSPLEX PEDIATRICS		92	18	16%	110
ISLAND HEALTH AND REHABILITATION CENTER		109			109
NORTH FL SOUTH GA HCS-MALCOM RANDALL VAMC			109	100%	109
MEYER PEDIATRICS		97	12	11%	109
DOCTORS MEMORIAL FAMILY PRACTICE	2	81	26	24%	109
EVANS HEALTH CARE		106	2	2%	108
DE LUNA HEALTH AND REHABILITATION CENTER		105	2	2%	107
PEDIATRICS OF GREATER ORLANDO		94	13	12%	107
CORE BIO LABS		74	33	31%	107
FIRST CHOICE PEDIATRICS SEMORAN		74	33	31%	107
SPRINGS AT LAKE POINTE WOODS		105	2	2%	107
GRAND OAKS HEALTH & REHABILITATION		106	1	1%	107
TREASURE COAST MEDICAL ASSOCIATES		3	104	97%	107
HOLLEY NAVARRE MEDICAL CLINIC		67	39	37%	106
MINUTECLINIC LLC #4987		92	14	13%	106
HEALTH PARK CARE CENTER		106			106
FG RAPID RESULTS	1	55	50	47%	106
URGENT CARE TCMA			106	100%	106
ADVENT HEALTH CENTRA CARE - SANFORD		28	78	74%	106
HEART OF FLORIDA REGIONAL MED CTR		35	71	67%	106
PONTE VEDRA GARDENS		105	1	1%	106
24/7 PEDIATRIC CARE CENTERS INC		100	6	6%	106
HOLISTIX TREATMENT CENTERS		100	5	5%	105
FLORIDA DEPARTMENT OF HEALTH IN LAKE COUNTY	1	68	36	34%	105
LUIS A GHIGLINO MD PA		102	3	3%	105
ADVENT HEALTH - LAKE NONA		91	14	13%	105
VETERANS AFFAIRS ORLANDO VA MEDICAL CENTER			105	100%	105
GRACE PEDIATRICS		85	20	19%	105
REGENCY PARK		86	18	17%	104
BAY VIEW HEALTHCARE		85	19	18%	104
KINDRED HOSPITAL	6	96	2	2%	104
WIMAUMA COMMUNITY HEALTH CENTER		82	22	21%	104

COVID-19: testing by laboratory

Data through Jan 5, 2021 verified as of Jan 6, 2021 at 09:25 AM

Data in this report are provisional and subject to change.

The numbers in the table below represent the number of Florida and non-Florida residents for whom test results were received by the Department of Health. A person can be tested by more than one laboratory and can have both positive and negative results. **Therefore, the sum of the numbers in each column will be larger than the total number of people tested.**

Reporting lab	Inconclusive	Negative	Positive	Percent positive	Total
SMILEY MEDICAL GROUP		75	28	27%	103
GRANDE, THE	2	97	4	4%	103
KENNEDY PAIN CLINIC GROUP LLC		91	12	12%	103
UNIVERSITY MEDICAL CENTER SUITES		90	12	12%	102
SURREY PLACE CARE CENTER		97	5	5%	102
PALMS FACILITY INC		88	14	14%	102
SUNFLOWER SPRINGS ASSISTED LIVING		99	3	3%	102
SONATA DELRAY BEACH		96	5	5%	101
Signature healthcare of Jacksonville		96	5	5%	101
LAKE HOUSE ASSISTED LIVING		85	16	16%	101
US MEDICAL CARE, INC		89	11	11%	100
CHILDRENS CLINIC WEST FLORIDA PEDIATRICS		85	15	15%	100
Consulate Health Care of Port Charlotte		98	2	2%	100
FLORIDA DEPARTMENT OF HEALTH IN LIBERTY COUNTY	2	55	43	43%	100
VILLAGE PLACE NH LLC		78	22	22%	100
Chatham Glen Healthcare and Rehabilitation Center		95	5	5%	100
SUNRISE URGENT CARE ASSOCIATES LLC D/B/A	1	17	82	82%	100
LAKEVIEW TERRACE RETIREMENT COMMUNITY		96	3	3%	99
CENTRAL FLORIDA HEALTH CARE		47	52	53%	99
QUEENS HOSPITAL CENTER		95	4	4%	99
WOOD LAKE HEALTH AND REHABILITATION CENTER		99			99
MD 365 MEDICAL CARE		98	1	1%	99
MONTEFIORE MEDICAL CENTER LABORATORIES - MOSES		91	8	8%	99
SONATA COCONUT CREEK	1	83	15	15%	99
DAIRY ROAD URGENT CARE		60	39	39%	99
PHYSICIANS REGIONAL CLINIC		82	17	17%	99
URINEGOODHANDS LLC		96	2	2%	98
NO FLORIDA PEDIATRICS, PA		87	11	11%	98
PLAZA OF HALLANDALE BEACH		98			98
FLORIDA COMMUNITY HEALTH CENTERS INC			98	100%	98
ST ANTHONYS REHABILITATION HOSPITAL	3	93	2	2%	98
TRADITION MEDICAL CENTER LABORATORY		48	50	51%	98
PORT SAINT LUCIE HOSPITAL		96	1	1%	97
HEALTH CENTERS AT BRENTWOOD		96	1	1%	97
EAST NEW YORK DIAGNOSTIC AND TREATMENT		92	5	5%	97
LIFE CARE CENTER OF WINTER HAVEN		85	12	12%	97
SEMINOLE COUNTY HEALTH DEPARTMENT		79	18	19%	97
EXCEL PEDIATRICS		71	26	27%	97
BAYSHORE MEMORY CARE		96			96
PEDIATRIC ASSOCIATES ORLANDO		82	14	15%	96
BROWARD PARTNERSHIP	2	93	1	1%	96
GLOBAL CENTRAL LABS AT PPD	2	87	7	7%	96
FRICKS PHARMACY		78	18	19%	96
THE TERRACE OF KISSIMMEE		80	15	16%	95
VISTA MANOR		92	3	3%	95
ADVENT HEALTH CENTRA CARE - KISSIMMEE		61	34	36%	95
BROWARD HEALTH CORAL SPRINGS EPIDEMIOLOGY DEPT		1	94	99%	95

COVID-19: testing by laboratory

Data through Jan 5, 2021 verified as of Jan 6, 2021 at 09:25 AM

Data in this report are provisional and subject to change.

The numbers in the table below represent the number of Florida and non-Florida residents for whom test results were received by the Department of Health. A person can be tested by more than one laboratory and can have both positive and negative results. **Therefore, the sum of the numbers in each column will be larger than the total number of people tested.**

Reporting lab	Inconclusive	Negative	Positive	Percent positive	Total
ARBOR TRAIL		77	18	19%	95
DEVANSH LAB WERKS INC		79	16	17%	95
PINELLAS CARE CENTER		68	27	28%	95
ADVENTHEALTH MEDICAL GROUP PROMPT CAR	1	58	36	38%	95
OAKS OF KISSIMMEE HEALTH AND REHABILITATION CENTER		94			94
WESTCHESTER MEDICAL CENTER		92	2	2%	94
ADVENTHEALTH CENTRA CARE WINTER HAVEN		2	92	98%	94
ARDEN COURTS OF TAMPA		94			94
DAYSRING VILLAGE		93	1	1%	94
DIAGNOSTIC SOLUTIONS		3	91	97%	94
HEALTH CARE DISTRICT OF PALM BEACH COUNTY	1	10	83	88%	94
MG PORT CHARLOTTE II SUBTENANT LLC		83	11	12%	94
BOND CLINIC, PA		66	28	30%	94
SIGNATURE HEALTHCARE OF PORT CHARLOTTE		86	7	8%	93
CHIPOLA MEDICAL ASSOCIATES, LLC		46	47	51%	93
WHITE PLAINS HOSPITAL CENTER LAB		91	2	2%	93
NATURE COAST MEDICAL GROUP		50	43	46%	93
CHILDREN MED CARE INC		76	16	17%	92
TIFFANY HALL NURSING AND REHAB CENTER		91	1	1%	92
HUNT CLUB PEDIATRIC ASSOCIATES PA		51	41	45%	92
DIAGNOSTIC LABORATORY OF OKLAHOMA		75	17	18%	92
FLORIDA HEALTH CARE PLANS			92	100%	92
THE COURTYARD ASSISTED LIVING		88	4	4%	92
ADVENT HEALTH CENTRA CARE - ORANGE CITY		14	78	85%	92
HOBDARI FAMILY HEALTH LLC		63	29	32%	92
UNIVERSITY HEALTH SYSTEM INC		83	9	10%	92
NAVY HOSPITAL			91	100%	91
HERON CLUB AT PRESTANCIA		89	2	2%	91
Courtyards of Orlando Care Center		87	4	4%	91
PINNACLES PEDS CARE PA		91			91
OKEECHOBEE COUNTY HEALTH DEPT	1	52	37	41%	90
SOUTH BALDWIN MEDICAL CENTER GULF SHORES		71	19	21%	90
ONESTOP MEDICAL AND URGENT CARE LLC		68	22	24%	90
KEYS MEDICAL GROUP			90	100%	90
AYERS HEALTH & REHABILITATION CENTER		90			90
TGH URGENT CARE - SEMINOLE			90	100%	90
ADVENT HEALTH CENTRA CARE - WATERMAN		78	12	13%	90
CHERRY OAK PALM BEACH COUNTY		86	4	4%	90
DISCOVERY VILLAGE AT NAPLES		88	2	2%	90
HURLBURT FIELD CLINIC		39	51	57%	90
WELLOW URGENT CARE PC		90			90
GEORGIA DEPARTMENT OF PUBLIC HEALTH		1	89	99%	90
FARAH MEDICAL		87	2	2%	89
LEE COUNTY SCHOOL DISTRICT	1	82	6	7%	89
CABANA AT JENSEN DUNES, THE		89			89
ISLAND URGENT CARE PLLC DBA AFC URGENT CARE		88	1	1%	89
AMERICAN HOUSE-BONITA SPRINGS		88	1	1%	89

COVID-19: testing by laboratory

Data through Jan 5, 2021 verified as of Jan 6, 2021 at 09:25 AM

Data in this report are provisional and subject to change.

The numbers in the table below represent the number of Florida and non-Florida residents for whom test results were received by the Department of Health. A person can be tested by more than one laboratory and can have both positive and negative results. **Therefore, the sum of the numbers in each column will be larger than the total number of people tested.**

Reporting lab	Inconclusive	Negative	Positive	Percent positive	Total
FAMILY HEALTH CENTERS OF SOUTHWEST FLORIDA INC		60	29	33%	89
AVERO DIAGNOSTICS		64	24	27%	88
SEASIDE HEALTH AND REHABILITATION CENTER		31	57	65%	88
KALEIDA HEALTH CENTER FOR LABORATORY		82	6	7%	88
NO FLORIDA PEDIATRICS, PA - BRADFORD		76	12	14%	88
GOVERNOR'S CREEK HEALTH & REHABILITATION		87	1	1%	88
North Lake Care Center		87	1	1%	88
ORLANDO VA MEDICAL CENTER			87	100%	87
ST MARK ASSISTED LIVING CENTER	1	75	11	13%	87
PACIFIC ANALYTICS			87	100%	87
BRANDON HEALTH AND REHABILITATION CENTER	1	85	1	1%	87
ADVENT HEALTH CENTRA CARE - HUNTERS CREEK	3	43	41	47%	87
ADVENT HEALTH - PALM HARBOR ER		64	22	26%	86
NORTH FLORIDA INTERNAL MEDICINE PA		70	16	19%	86
CITRUS MEMORIAL HEALTH SYSTEM LAB		2	83	98%	85
WILLOW BROOKE COURT AT AZALEA TRACE		85			85
PREDICTIVE LABORATORIES, INC	1	77	7	8%	85
MIAMI SHORES NURSING & REHAB		85			85
ADVENT HEALTH CENTRA CARE - SOUTH ORANGE		69	16	19%	85
FREEDOM INN AT TARPON SPRINGS		81	4	5%	85
PHYSICIAN PARTNERS PERRY		43	42	49%	85
W. FRANK WELLS NURSING HOME		84	1	1%	85
PINES OF SARASOTA GARDEN		84			84
PICH KTM CORP DBA MEDTOWN PHARMACY		71	13	15%	84
NITE LITE PEDIATRICS - JACKSONVILLE		76	8	10%	84
ALL FLORIDA FAMILY AND SPORTS MEDICINE		77	7	8%	84
LAKEVIEW INTERNAL MEDICINE		43	41	49%	84
CLYDE E LASSEN STATE VETERANS NURSING HOME		59	24	29%	83
NSPIRE HEALTHCARE TAMARAC		80	3	4%	83
LABCORP EMPLOYER SERVICES		82	1	1%	83
MEDIPATH LLC		2	81	98%	83
QUICK CARE MED PL CR		80	3	4%	83
SUNY UPSTATE MEDICAL UNIVERSITY		78	4	5%	82
CAREMOUNT MEDICAL - PATHOLOGY		79	3	4%	82
DOLPHIN POINTE HEALTH CARE LLC		69	13	16%	82
VIERA HOSPITAL			82	100%	82
LAB		29	53	65%	82
THE PAVILION FOR HEALTH CARE		72	10	12%	82
ADVANCED MEDICAL GROUP		1	81	99%	82
FOUNTAIN INN NURSING & REHABILITATION CTR, INC		76	6	7%	82
ST MARK VILLAGE		78	4	5%	82
VILLAS OF HOLLY BROOK - BRADENTON 14TH		82			82
BAY EDUCATORS WELLNESS CENTER		51	30	37%	81
SARAPATH DIAGNOSTICS			81	100%	81
RIDGEWOOD DIAGNOSTIC LABORATORY		77	4	5%	81
JOHN KNOX VILLAGE OF FLORIDA ALF	1	78	2	2%	81
LATE HOURS URGENT CARE		47	34	42%	81

COVID-19: testing by laboratory

Data through Jan 5, 2021 verified as of Jan 6, 2021 at 09:25 AM

Data in this report are provisional and subject to change.

The numbers in the table below represent the number of Florida and non-Florida residents for whom test results were received by the Department of Health. A person can be tested by more than one laboratory and can have both positive and negative results. **Therefore, the sum of the numbers in each column will be larger than the total number of people tested.**

Reporting lab	Inconclusive	Negative	Positive	Percent positive	Total
BIO-TECH CLINICAL LABORATORIES		41	40	49%	81
MIDWAY PRIMARY CARE, LLC		79	2	2%	81
FORT MYERS REHABILITATION AND NURSING CENTER		73	8	10%	81
MY CLINICAL LAB INC		17	63	79%	80
KORGENE LAB	1	23	56	70%	80
CHARLES CROFT MD	1	78	1	1%	80
PHYSICIANS REGIONAL MEDICAL CENTER - PINE RIDGE		18	62	78%	80
EDGEWATER AT WATERMAN VILLAGE		78	1	1%	79
CATHOLIC HEALTH SYSTEM DEPT LABORATORY		77	2	3%	79
MACADAMS HOME HEALTH AGENCY		78	1	1%	79
PROJECT HEALTH INC		64	15	19%	79
VETERANS AFFAIRS MEDICAL CENTER - PALO ALTO		28	51	65%	79
CBS LABS OF TAMPA LLC		3	76	96%	79
CROSS CITY REHABILITATION AND HEALTH CARE CENTER		60	18	23%	78
CRANE CENTER		59	19	24%	78
NAVARRE GARDENS LLC		58	20	26%	78
FINNISH AMERICAN REST HOME-ALF		76	2	3%	78
WORKPLACE SCREENING INTELLIGENCE			78	100%	78
VIPEDIATRICS PLLC		73	5	6%	78
BIODESIX, INC.		61	17	22%	78
ARBOR GLEN AT ARBOR TRACE	2	69	7	9%	78
FAWCETT MEMORIAL HOSPITAL LABORATORY			78	100%	78
DB MD		71	6	8%	77
ORANGE CITY NURSING AND REHAB		75	2	3%	77
FAMILY MEDICAL CARE OF PALM BEACH		41	36	47%	77
GULF COAST MEDICAL CENTER		75	2	3%	77
SUMMIT MEDICAL GROUP		69	8	10%	77
TRUE NORTH HEALTH NAVIGATION LLC DBA DISPATCHHEALTH	1	60	16	21%	77
CROSSWINDS HEALTH AND REHABILITATION CENTER		77			77
CONSULATE HEALTH CARE OF SARASOTA□		77			77
PROMPT CARE OF CENTRAL FLORIDA			77	100%	77
VILLAGE PEDIATRICS LLC		59	18	23%	77
CLEVELAND CLINIC FOUNDATION		12	64	84%	76
LIFE BRITE		67	9	12%	76
IQBAL A FARUQUI MD□		61	15	20%	76
ARCPPOINT LABS OF SARASOTA MANATEE		18	58	76%	76
CLINICAL PATHOLOGY ASSOCIATES-SONIC REFERENCE LAB		76			76
PIONEER CLINICAL LAB LLC		46	30	39%	76
NORTH PORT REHABILITATION AND NURSING CENTER□		75	1	1%	76
DYNAMIC MEDICAL USA			76	100%	76
BENTON HOUSE AT OAKLEAF		51	25	33%	76
TAVARES PEDIATRICS		68	8	11%	76
JPR URGENT MEDICAL CARE		75			75
TGH URGENT CARE – TYRONE		2	73	97%	75
ADVENTHEALTH EXPRESSCARE		45	30	40%	75
WINDSOR REFLECTIONS		74	1	1%	75
ASAP LABS LLC		71	4	5%	75

COVID-19: testing by laboratory

Data through Jan 5, 2021 verified as of Jan 6, 2021 at 09:25 AM

Data in this report are provisional and subject to change.

The numbers in the table below represent the number of Florida and non-Florida residents for whom test results were received by the Department of Health. A person can be tested by more than one laboratory and can have both positive and negative results. **Therefore, the sum of the numbers in each column will be larger than the total number of people tested.**

Reporting lab	Inconclusive	Negative	Positive	Percent positive	Total
LAFAYETTE NURSING AND REHABILITATION CENTER		74	1	1%	75
HARBORCHASE OF NAPLES		63	12	16%	75
MEMORY CARE OF NAPLES		75			75
BOND CLINIC PA		43	32	43%	75
ERIE COUNTY MEDICAL CTR CLINICAL LABS		71	4	5%	75
LAKE MORTON PLAZA□		72	3	4%	75
SANDY RIDGE CENTER FOR REHABILITATION AND HEALING		71	3	4%	74
ATRIUM AT LIBERTY PARK□		70	4	5%	74
SONATA WEST		73	1	1%	74
MAGNOLIA DIAGNOSTIC		1	73	99%	74
NOAH CLINICAL LABORATORY		63	11	15%	74
PARK OF THE PALMS INC		74			74
ARDEN COURTS OF DELRAY BEACH FL LLC	1	72	1	1%	74
The Crossroads		73	1	1%	74
CARENOW LAKE MARY			74	100%	74
DISCOVERY VILLAGE AT MELBOURNE		72	1	1%	73
AMERICAN HOUSE SENIOR LIVING		69	4	5%	73
USF MORSANI CENTER FOR ADVANCED HEALTH CARE		57	16	22%	73
LABFIRST - DEPARTMENT OF PATHOLOGY		71	2	3%	73
BARKLEY PLACE		71	2	3%	73
PEDIATRIC SPECIALISTS MEDICAL GROUP□	1	68	4	5%	73
LABCORP RTP		29	44	60%	73
VILLA MARIA WEST SKILLED NURSING FACILITY		67	6	8%	73
CONSULATE HEALTH CARE – LAKE MARY		72	1	1%	73
SCOTT LAKE HEALTH AND REHABILITATION CENTER		71	2	3%	73
Madison Health and Rehabilitation Center		42	30	42%	72
Cross Landings Health and Rehabilitation		72			72
MEDICAL CONSULTANTS OF FLORIDA DBA		63	9	13%	72
BROWARD HEALTH MEDICAL CENTER		3	69	96%	72
HAVEN OF OUR LADY OF PEACE		72			72
AFTER HOURS PEDIATRICS INC	1	1	70	97%	72
SOUTH GEORGIA MEDICAL CENTER		48	23	32%	71
HIGHLANDS MEDICAL CENTER		69	2	3%	71
ADVANCED LAB		67	4	6%	71
LECONTE MEDICAL CENTER LAB		53	18	25%	71
BROOKDALE OVIEDO		69	2	3%	71
AMMON LABS		61	10	14%	71
STONY BROOK UNIVERSITY MEDICAL CENTER		63	8	11%	71
S-H THIRTY-FIVE OPCO- PORT ST LUCIE, LLC	1	69			70
QPS, LLC		69	1	1%	70
PLYMOUTH HOME FOR ADULTS, INC.	8	61	1	1%	70
GRAND OAKS OF JENSEN BEACH LLC□		70			70
Highlands Regional Hospital		63	7	10%	70
ADVENT HEALTH CARE CENTER		64	6	9%	70
SUNCOAST COMMUNITY HEALTH CENTERS PEDIATRICS		21	49	70%	70
The Grove Health and Rehabilitation		51	19	27%	70
HUNTSVILLE HOSPITAL LABORATORY		49	21	30%	70

COVID-19: testing by laboratory

Data through Jan 5, 2021 verified as of Jan 6, 2021 at 09:25 AM

Data in this report are provisional and subject to change.

The numbers in the table below represent the number of Florida and non-Florida residents for whom test results were received by the Department of Health. A person can be tested by more than one laboratory and can have both positive and negative results. **Therefore, the sum of the numbers in each column will be larger than the total number of people tested.**

Reporting lab	Inconclusive	Negative	Positive	Percent positive	Total
MEMORIAL MANOR		70			70
PROMEDICA LABORATORIES		21	49	70%	70
Cross Gardens Care Center		68	1	1%	69
HERITAGE HEALTHCARE AND REHABILITATION CENTER		69			69
SIMED LABORATORY		57	12	17%	69
NORTH FLORIDA SPINE AND WELLNESS		55	14	20%	69
USF HEALTH MORSANI CENTER		5	64	93%	69
HEALTH FIRST - PALM BAY HOSPITAL		2	66	97%	68
CANOPY ON BERRYHILL, THE		48	20	29%	68
LCS SANDHILL COVE LLC DBA	2	63	3	4%	68
ADVENT HEALTH CENTRA CARE - POINCIANA		28	40	59%	68
SUMMIT AT VENICE	2	62	4	6%	68
Centre Pointe Health and Rehabilitation Center		63	5	7%	68
J FRANK AVEY MD		53	15	22%	68
SUNCOAST OPTIMAL WELLNESS		23	45	66%	68
PANAMA PHARMACY	2	59	7	10%	68
CORAL GABLES NURSING & REHABILITATION CENTER		61	7	10%	68
CLEARWATER STATMED QUICK QUALITY CLINICS		29	38	57%	67
LAB PLUS, LLC AT SAINT THOMAS WEST HOSPITAL		53	14	21%	67
WINDSOR OAKS		66	1	1%	67
AEL- MEMPHIS		17	50	75%	67
CENTRAL BALDWIN IMMEDIATE CARE & FAMILY PRACTICE		51	16	24%	67
NOVARI CARE LLC		51	16	24%	67
CARENOW URGENT CARE - LAKE MARY			67	100%	67
MINUTECLINIC DIAGNOSTIC OF SOUTH CAROLINA, LLC		61	6	9%	67
MEDEX MEDICAL EXPRESS OF PALATKA			66	100%	66
PRIME HEALTH OF NORTH PORT LLC		61	5	8%	66
LAKE VIEW CARE CENTER AT DELRAY		65	1	2%	66
Life Care Center of Sarasota		56	10	15%	66
WASHINGTON REHAB AND NURSING		59	7	11%	66
NEW SMYRNA BEACH URGENT CARE			66	100%	66
SENIOR LIVING VII TAMPA LLC	1	57	8	12%	66
DOS OF NORTH SHORES NURSING & REHAB CENTER		66			66
ASSOCIATED CLINICAL LABORATORIES		59	7	11%	66
MD 365 MEDICAL CARE PLLC		65			65
OAKHURST CENTER		65			65
ST VINCENT'S BIRMINGHAM		61	4	6%	65
WALGREENS 10670		59	6	9%	65
ELLENTON PEDIATRICS PA		57	8	12%	65
CL BRUMBACK PRIMARY CARE CLINICS		16	49	75%	65
VIERA DEL MAR HEALTH AND REHABILITATION CENTER		63	2	3%	65
MICRO PATH LABORATORIES INC		63	2	3%	65
ISLAND DOCTORS		4	60	94%	64
HEARTLAND PEDIATRICS OF LAKE PLACID PA		53	11	17%	64
PLANTATION GENERAL HOSPITAL CLINICAL LAB		26	38	59%	64
STONY BROOK SOUTHAMPTON		63	1	2%	64
JOSEPH L MORSE GERIATRIC CENTER	2	59	3	5%	64

COVID-19: testing by laboratory

Data through Jan 5, 2021 verified as of Jan 6, 2021 at 09:25 AM

Data in this report are provisional and subject to change.

The numbers in the table below represent the number of Florida and non-Florida residents for whom test results were received by the Department of Health. A person can be tested by more than one laboratory and can have both positive and negative results. **Therefore, the sum of the numbers in each column will be larger than the total number of people tested.**

Reporting lab	Inconclusive	Negative	Positive	Percent positive	Total
EISENHOWER ARMY MEDICAL CENTER		60	4	6%	64
KINDRED HOSPITAL THE PALM BEACHES		62	2	3%	64
East Bay Rehabilitation Center		34	30	47%	64
OUT OF STATE		40	24	38%	64
POINTE, THE		61	2	3%	63
HUNTINGTON HOSPITAL LABORATORY		61	2	3%	63
VIERA HEALTH AND REHABILITATION CENTER		62	1	2%	63
ELMCROFT PINECREST		63			63
WADSWORTH HEALTH CENTER		60	3	5%	63
MEDI CLINIC SARASOTA INC		62	1	2%	63
MAINSTREAM DIAGNOSTIC LABORATORY LLC		54	9	14%	63
F&T MEDICAL RESEARCH, INC		63			63
SUMMER VISTA ASSISTED LIVING		38	25	40%	63
WINDSOR OF LAKEWOOD RANCH,THE		63			63
APC PEDIATRICS AT RYE ROAD MEDICAL PARK		63			63
MED EXPRESS		6	56	90%	62
FLORIDA PEDIATRIC GROUP		27	35	56%	62
MIAMI BEACH COMMUNITY HEALTH CENTER			62	100%	62
220 GOLDEN, LLC		52	10	16%	62
PALMS REHABILITATION AND HEALTHCARE CENTER		59	3	5%	62
DOUGLAS T JACOBSON STATE VETERANS HOME		62			62
OVERLOOK HOSPITAL LABORATORY		57	5	8%	62
NEMOURS CHILDREN'S PRIMARY CARE		51	11	18%	62
ROSECASTLE OF CITRUS		60	2	3%	62
CITRUS MEMORIAL HOSPITAL			62	100%	62
MD LABS		35	27	44%	62
BOND CLINIC DR ELDEEB		35	26	43%	61
DEPARTMENT OF HEALTH BUREAU OF FAMILY		61			61
RESTORE HEALTH URGENT CARE		21	40	66%	61
STUART LODGE LIVING LLC		41	20	33%	61
ISLAND COAST PEDIATRICS		56	5	8%	61
SUSANNA WESLEY HEALTH CENTER		56	5	8%	61
NXGEN MDX		20	41	67%	61
RIVERSIDE RECOVERY OF TAMPA		60	1	2%	61
EMERALD COAST HOSPICE		60	1	2%	61
AMERICAN FAMILY MEDICAL		48	13	21%	61
EXACT SCIENCES LABORATORIES, LLC		15	45	75%	60
EAST ALABAMA MEDICAL CENTER LABORATORY		51	9	15%	60
TWIN CREEKS ASSISTED LIVING & MEMORY CARE		57	3	5%	60
SEVEN HILLS HEALTH AND REHABILITATION CENTER		50	10	17%	60
ELMCROFT OF BELLA VITA□		52	8	13%	60
ADVENTHEALTH EXPRESS CARE AT WALGREENS 49TH STREET		46	14	23%	60
WASHINGTON REHABILITATION AND NURSING CENTER		51	9	15%	60
PINELLAS COUNTY JAIL			60	100%	60
ALTERNATIVE LIVING, INC DBA TWIN CITIES PAVILION		60			60
BROOKDALE FORT MYERS THE COLONY		58	2	3%	60
BIOTECH		52	7	12%	59

COVID-19: testing by laboratory

Data through Jan 5, 2021 verified as of Jan 6, 2021 at 09:25 AM

Data in this report are provisional and subject to change.

The numbers in the table below represent the number of Florida and non-Florida residents for whom test results were received by the Department of Health. A person can be tested by more than one laboratory and can have both positive and negative results. **Therefore, the sum of the numbers in each column will be larger than the total number of people tested.**

Reporting lab	Inconclusive	Negative	Positive	Percent positive	Total
HOSPICE OF ST FRANCIS INC□		57	2	3%	59
BIG BOCA SMILES LLC□		57	2	3%	59
MOBILE PHYSICIAN SERVICES INC		57	2	3%	59
SEMINOLE SPORTS AND FAMILY MEDICINE		56	3	5%	59
CENTRA CARE POINCIANA	1	45	13	22%	59
DAYSPRING SENIOR LIVING LLC		58	1	2%	59
INTERNAL LAB		50	9	15%	59
MINNESOTA TWINS		56	3	5%	59
Crystal Health & Rehab Center		58			58
Margate Health and Rehabilitation Center		56	2	3%	58
CLINICAL ENTERPRISE, INC		56	2	3%	58
THE CANOPY AT BERRYHILL		58			58
EMBRY RIDDLE AERONAUTICAL UNIVERSITY HEALTH SERVICES			58	100%	58
HARBORCHASE OF VERO BEACH		54	4	7%	58
GENPATH			57	100%	57
MILLENIUM PHYSICIANS GROUP		1	56	98%	57
KAPG FLEMING ISLAND SENIOR HOUSING OPCO LLC	1	56			57
BRISTOL AT TAMPA, THE	1	51	5	9%	57
ALZHEIMERS CARE CENTER OF VIERA LTD		37	20	35%	57
CRAIG BERGER MD PL D/B/A BAY AREA EYE INSTITUTE		57			57
MAGNOLIA FAMILY URGENT CARE		46	11	19%	57
GV NAPLES OPCO, LLC		57			57
ANTHEM LAKES LLC		57			57
A COUNTRY PLACE ASSISTED LIVING FACILITY		57			57
ADVENTHEALTH MEDICAL GROUP FAMILY MEDICINE AT		46	11	19%	57
ASCENSION SACRED HEART BAY LABORATORY		54	3	5%	57
ZON BEACHSIDE LLC□		47	10	18%	57
MED COMP SCIENCES		1	56	98%	57
TIFFANY HALL NURSING AND REHAB		44	12	21%	56
AMERICAN FAMILY MEDICAL LLC		32	24	43%	56
EAGLES WATCH CLUSTER		47	9	16%	56
ARDEN COURTS OF FORT MYERS		54	2	4%	56
FLAGLER COLLEGE HEALTH SERVICES		39	17	30%	56
MALCOM RANDALL DEPT OF VAMC			56	100%	56
PALM BAY URGENT CARE		28	28	50%	56
WHITE WILSON MEDICAL CENTER PA - NAVARRE			56	100%	56
CENTRAL FLORIDA HEALTHCARE GROUP LLC		48	7	13%	55
CENTRA CARE - CONWAY		21	34	62%	55
ALTAMONTE PEDIATRIC ASSOCIATES		31	24	44%	55
PALMS EDGE	1	51	3	5%	55
CENTURY CENTER FOR REHABILITATION & HEALING		39	16	29%	55
PREMIER MEDICAL ASSOCIATES ALL FLORIDA LLC		54	1	2%	55
SONATA HUNTERS CREEK		47	8	15%	55
CLERMONT HEALTH AND REHAB		40	14	26%	54
VETERANS AFFAIRS MEDICAL CENTER - GULF COAST		27	27	50%	54
CERTUS MTD OPCP LLC		52	2	4%	54
LENOX HILL HOSPITAL		50	4	7%	54

COVID-19: testing by laboratory

Data through Jan 5, 2021 verified as of Jan 6, 2021 at 09:25 AM

Data in this report are provisional and subject to change.

The numbers in the table below represent the number of Florida and non-Florida residents for whom test results were received by the Department of Health. A person can be tested by more than one laboratory and can have both positive and negative results. **Therefore, the sum of the numbers in each column will be larger than the total number of people tested.**

Reporting lab	Inconclusive	Negative	Positive	Percent positive	Total
ST. CLOUD MEDICAL GROUP		54			54
FHMG LAKE MARY PEDS		45	9	17%	54
JERICOHO URGENT CARE		51	3	6%	54
JUNIPER VILLAGE AT NAPLES		53	1	2%	54
COASTAL INTERNAL MEDICINE		43	11	20%	54
SARASOTA CO. HEALTH DEPT # 58		40	14	26%	54
UNITED LABORATORY SERVICES CORPORATION		38	16	30%	54
INDIGO MANOR☐		22	32	59%	54
STEWARD SEBASTIAN RIVER MEDICAL CENTER		27	26	49%	53
RIVER TOWN DIAGNOSTIC LLC		17	36	68%	53
SONNIS PEDIATRICS PA		49	4	8%	53
REGENTS PARK OF BOCA RATON☐		51	2	4%	53
Osprey Point Nursing Center		51	2	4%	53
MARTIN ACQUISITION 1 LLC DBA		46	7	13%	53
JACOBI MEDICAL CENTER		50	3	6%	53
AFC PHYSICIANS OF FLORIDA		37	16	30%	53
KINDRED HOSPITAL MELBOURNE		52			52
CATHOLIC HEALTH SERVICES REGIONAL LAB		48	4	8%	52
INTERNAL MEDICINE SPECIALIST		46	6	12%	52
EXPERTUS LABORATORIES INC		24	28	54%	52
FLORIDA ATLANTIC UNIVERSITY STUDENT HEALTH		41	11	21%	52
PARKSIDE INN		52			52
WILSON MEMORIAL REGIONAL MEDICAL CENTER		49	3	6%	52
OAK MANOR NURSING HOME		50	2	4%	52
SNH BRFL TENANT LLC	2	50			52
ADVENT HEALTH		49	3	6%	52
NORTH SHORE UNIVERSITY HOSPITAL LABORATORY		48	4	8%	52
FLORIDA HEALTH CARE PLANS INC		1	51	98%	52
PHYSICIANS PRIMARY CARE OF SOUTHWEST FLORIDA		39	12	24%	51
SAN JOSE SENIOR CARE LLC	1	37	13	25%	51
BALMORAL TENANT SERVICES INC	1	41	9	18%	51
BROWARD HEALTH MEDICAL CENTER CLINICAL LAB			51	100%	51
STERLING HOUSE OF TALLAHASSEE	1	44	6	12%	51
WALGREENS 6221		47	4	8%	51
OPPENHEIMER PLASTIC SURGERY LLC		47	4	8%	51
GULFVIEW MEDICAL INSTITUTE		51			51
RESEARCH CENTERS OF AMERICA, LLC		39	12	24%	51
BAPTIST HEALTH SOUTH FLORIDA - WEST BOCA URGENT CARE		29	22	43%	51
APOLLOMDX LABS		29	22	43%	51
RARITAN BAY PERTH AMBOY		47	3	6%	50
SUMMIT MEDICAL GROUP PA		48	2	4%	50
ST FRANCIS HOSPITAL		44	6	12%	50
BAPTIST MEDICAL CENTER SOUTH		37	13	26%	50
SONATA BOCA RATON		48	2	4%	50
PLANT CITY PEDIATRICS		43	7	14%	50
BEACHES PEDIATRICS PA		47	3	6%	50
ARBOR OAKS AT TYRONE	5	45			50

COVID-19: testing by laboratory

Data through Jan 5, 2021 verified as of Jan 6, 2021 at 09:25 AM

Data in this report are provisional and subject to change.

The numbers in the table below represent the number of Florida and non-Florida residents for whom test results were received by the Department of Health. A person can be tested by more than one laboratory and can have both positive and negative results. **Therefore, the sum of the numbers in each column will be larger than the total number of people tested.**

Reporting lab	Inconclusive	Negative	Positive	Percent positive	Total
KINDRED HOSPITAL - SOUTH FLORIDA		50			50
ADVENT HEALTH - PALM COAST		1	49	98%	50
GATEWAY CARE CENTER		50			50
FAMILY EXTENDED CARE OF CENTRAL TAMPA		49			49
NITE LITE PEDIATRICS - PORT ST. LUCIE		42	7	14%	49
GENEDX		36	13	27%	49
HAWKINS FAMILY MEDICINE LLC		24	25	51%	49
PEDIATRICS IN BREVARD PA- ROCKLEDGE		39	10	20%	49
SOLARIS SENIOR LIVING NORTH NAPLES		48	1	2%	49
PUBLIC SQUARE PHARMACY LLC		36	13	27%	49
ALLEGRO		47	2	4%	49
KENDALL REGIONAL MEDICAL CENTER LAB	3		46	94%	49
EC OPCO CARROLLWOOD LLC		43	6	12%	49
USF		1	48	98%	49
RIVERWOOD HEALTH NH LLC		39	10	20%	49
CHILDREN'S HOSPITAL OF ALABAMA		47	1	2%	48
COURTYARD GARDENS OF JUPITER		48			48
ADVENT HEALTH CENTRA CARE - EAST ORLANDO		21	27	56%	48
MEDICATION ROOMS-CSU/CI NURSE STATION	1	41	6	13%	48
STEINHATCHEE FAMILY MEDICAL CENTER☐	1	43	4	8%	48
SOFT CELL LABORATORIES		45	3	6%	48
HAWTHORN HOUSE☐		38	10	21%	48
NAPLES PEDIATRICS INC☐		43	5	10%	48
RITECARE MED CTR H			48	100%	48
ADVENT HEALTH CENTRA CARE - SAND LAKE		19	29	60%	48
MIAMI VA HEALTHCARE SYSTEM			48	100%	48
WALGREENS 3173		41	7	15%	48
BIOIQ			48	100%	48
INN AT THE FOUNTAINS, THE		34	14	29%	48
WALTON PLACE		48			48
ALLIANCE PEDIATRICS		24	24	50%	48
WHITE-WILSON MEDICAL CENTER - FORT WALTON BEACH		47	1	2%	48
BAY CENTER HURRICANE SHELTER		48			48
NAVARRE GARDENS		41	6	13%	47
ALEXANDER NININGER STATE VETERANS		47			47
TRINITY AL SENIOR HOUSING LLC☐		44	3	6%	47
ATMORE COMMUNITY HOSPITAL LABORATORY		33	14	30%	47
BARRY UNIVERSITY STUDENT HEALTH SERVICES		37	10	21%	47
INTERLAB		1	46	98%	47
Darcy Hall Of Life Care		47			47
The Care Center at Pinellas Park	1	39	7	15%	47
ROHR HOME		44	3	6%	47
HOLISTIC PEDIATRICS GROUP LLC		41	6	13%	47
GREENLEAF ALF		46	1	2%	47
PEDIATRIC CARE CENTER- JACKSONVILLE BEACH		19	28	60%	47
HOSPICE OF THE EMERALD COAST INC - PANAMA CITY	1	44	2	4%	47
Peninsula Care and Rehab		45	2	4%	47

COVID-19: testing by laboratory

Data through Jan 5, 2021 verified as of Jan 6, 2021 at 09:25 AM

Data in this report are provisional and subject to change.

The numbers in the table below represent the number of Florida and non-Florida residents for whom test results were received by the Department of Health. A person can be tested by more than one laboratory and can have both positive and negative results. **Therefore, the sum of the numbers in each column will be larger than the total number of people tested.**

Reporting lab	Inconclusive	Negative	Positive	Percent positive	Total
MENTAL HEALTH CARE INC		41	5	11%	46
H LEE MOFFITT CANCER CENTER MICRO		46			46
CLINICA HISPANA			46	100%	46
KINDRED HOSPITAL-BAY AREA-ST PETERSBURG LAB		46			46
CLARE BRIDGE OF SARASOTA		45	1	2%	46
FLORIDA HEALTH CARE		6	40	87%	46
COLLIER BLVD HMA PHYSICIAN MANAGEMENT LLC		46			46
EAST MANATEE FAMILY	1	1	44	96%	46
SEMINOLE TRIBE OF FLORIDA		34	12	26%	46
ROSECASTLE AT DELANEY CREEK		45	1	2%	46
BioReference Laboratories, Inc		6	40	87%	46
MINUTECLINIC DIAGNOSTIC OF TEXAS, LLC		39	7	15%	46
HARTFORD HEALTH SERVICES LLC		46			46
PREMIER PLACE HEALTHCARE AT THE GLENVIEW		46			46
SOUTHPORT SQUARE HARBOUR HEALTH		45			45
UNIVERSITY OF CENTRAL FLORIDA HEALTH SERVICES		45			45
EMERALD COAST BEHAVIORAL HOSPITAL		43	2	4%	45
PALM BAY PEDIATRICS		33	12	27%	45
SARATOGA HOSPITAL LABORATORY		42	3	7%	45
HOSPICE OF THE TREASURE COAST		42	3	7%	45
REDI-MED WALK-IN FAMILY CARE			45	100%	45
ADVENT HEALTH MEDICAL GROUP OB GYN AT		39	6	13%	45
ADVENT HEALTH - MOUNT DORA		6	39	87%	45
CHAMBREL AT ISLAND LAKE		44	1	2%	45
MID FLORIDA PATHOLOGY LLC MOBILE UNIT #4		25	20	44%	45
A2Z DIAGNOSTICS		45			45
SOUTHEAST ALABAMA MEDICAL CENTER			44	100%	44
ALLIANCE OF PHYSICIANS AGAINST COVID-19			44	100%	44
TUKA PEDIATRICS		7	37	84%	44
VISITING PHYSICIANS ASSOCIATION		40	4	9%	44
MOOSEHAVEN LIFE CARE CENTER		44			44
DOH		21	23	52%	44
NADAL PEDIATRICS		35	9	20%	44
HEALTH FIRST - CAPE CANAVERAL HOSPITAL		1	43	98%	44
ARBOR TERRACE SAN JOSE LLC	2	41	1	2%	44
WINTER GARDEN REHAB AND NURSING CENTER		40	4	9%	44
TROY REGIONAL MEDICAL CENTER		36	8	18%	44
PEDIATRICS OF CENTRAL FLORIDA – SAINT CLOUD	2	40	2	5%	44
LAKE MARY KIDS CENTRA CARE		33	10	23%	43
MED ONE AT SAINT AUGUSTINE		33	10	23%	43
BIOREFERENCE LABORATORIES		3	40	93%	43
Guardian Care Nursing and Rehabilitation Center		43			43
MINUTECLINIC LLC #6007		36	7	16%	43
QUOTIENT SCIENCES			43	100%	43
ADVENT HEALTH - LAKE MARY		35	8	19%	43
BRANCH MEDICAL CLINIC			43	100%	43
CLERMONT URGENT CARE			43	100%	43

COVID-19: testing by laboratory

Data through Jan 5, 2021 verified as of Jan 6, 2021 at 09:25 AM

Data in this report are provisional and subject to change.

The numbers in the table below represent the number of Florida and non-Florida residents for whom test results were received by the Department of Health. A person can be tested by more than one laboratory and can have both positive and negative results. **Therefore, the sum of the numbers in each column will be larger than the total number of people tested.**

Reporting lab	Inconclusive	Negative	Positive	Percent positive	Total
IMA MEDICAL GROUP		26	17	40%	43
PANCARE HEALTH GULF COUNTY		30	13	30%	43
CAPE REGIONAL MEDICAL CENTER		41	2	5%	43
FAMILY EXTENDED CARE OF WINTER HAVEN		41	2	5%	43
Mt Sinai Aventura			43	100%	43
Summit Medical Group, Pa DbA Citymd		39	4	9%	43
STUART URGENT CARE			43	100%	43
PRECISION HEALTH SOLUTIONS LAB		9	34	79%	43
PATRICK AIR FORCE BASE		3	40	93%	43
PORT CHARLOTTE REHABILITATION CENTER		37	6	14%	43
INTERNAL MEDICINE & PEDIATRICS OF TAMPA BAY PA		30	13	30%	43
MANOR CARE OF PALM HARBOR		43			43
VITAS HEALTHCARE CORP OF FLORIDA		43			43
PREMIER MEDICAL ASSOCIATES		43			43
VALENCIA HOUSE ALF		42			42
TIDEWELL HOSPICE INC		40	2	5%	42
RAINBOW PEDIATRICS PC LLC / BREAKFAST POINT		38	4	10%	42
HERNANDO COUNTY FIRE RESCUE DISTRICT		19	23	55%	42
CLINICAL LABORATORY		42			42
LAKE HOWELL FAMILY MEDICINE ASSOCIATES		35	7	17%	42
FLORIDA HOSPITAL		26	16	38%	42
COOPER FAMILY MEDICAL, PLLC		36	6	14%	42
Atlantic Shore Nursing and Rehab		42			42
CENTRA CARE – APOPKA	1	2	39	93%	42
FHMG_CTR FOR SENIOR HEALTH		36	5	12%	41
FLORIDA HOSPITAL NEW SMYRNA		4	37	90%	41
WELL HEALTH WORKS		39	2	5%	41
BUECHELE DENTAL PA DBA CLERMONT FAMILY DENTISTRY		33	8	20%	41
QUALITY URGENT CARE AND WELLNESS		31	10	24%	41
ASHRAF MEDICAL GROUP PLLC DBA PULSE MD		41			41
DELAND WELLNESS CENTER			41	100%	41
POPLAR HEALTHCARE PLLC	1	11	29	71%	41
PEDIATRICS OF CENTRAL FLORIDA KISSI		33	8	20%	41
TRADITIONAL HOME HEALTH OF PALM BEACH INC		41			41
MAIMONIDES-SHALOM ACADEMY, INC		40	1	2%	41
ROCKLEDGE REGIONAL MEDICAL CENTER		30	11	27%	41
TGH URGENT CARE POWERED BY FAST TRACK			41	100%	41
WEST COAST FAMILY MEDICAL CARE		28	13	32%	41
SOMERBY OF SANTA ROSA BEACH		38	2	5%	40
NEW YORK PRESBYTERIAN - QUEENS DIAGNOSTIC		39	1	3%	40
PACIFICA SENIOR LIVING OCALA		35	5	13%	40
DAVID POSNACK JEWISH DAY SCHOOL		40			40
BRONX LEBANON HOSPITAL-MEDICAL CENTER		37	3	8%	40
CLINICAL PATHOLOGY LABORATORIES, INC		40			40
PRIDE DIAGNOSTICS		24	16	40%	40
ROCHESTER GENERAL HOSPITAL LABORATORY		37	3	8%	40
FIRSTCARE CLINIC		18	22	55%	40

COVID-19: testing by laboratory

Data through Jan 5, 2021 verified as of Jan 6, 2021 at 09:25 AM

Data in this report are provisional and subject to change.

The numbers in the table below represent the number of Florida and non-Florida residents for whom test results were received by the Department of Health. A person can be tested by more than one laboratory and can have both positive and negative results. **Therefore, the sum of the numbers in each column will be larger than the total number of people tested.**

Reporting lab	Inconclusive	Negative	Positive	Percent positive	Total
QUALITY URGENT CARE AND WELLNESS PL		26	14	35%	40
COOPER FAMILY MEDICAL PLLC		30	10	25%	40
WHITE WILSON MEDICAL CENTER IMMEDIATE CARE		1	39	98%	40
WEST ISLIP URGENT CARE		38	2	5%	40
PALM RIVER COMMUNITY HEALTH CENTER		35	5	13%	40
ST LUCIE EMPLOYEE HEALTH & WELLNESS CENTER		39	1	3%	40
ADVENT HEALTH EXPRESS CARE		4	36	90%	40
CEDAR CREEK AT KINGS BAY INC		39			39
ORCHID COVE AT DAYTONA		34	5	13%	39
MEDEX MEDICAL EXPRESS OF PALATKA LLC			39	100%	39
GRAND ST PAUL CVS		39			39
KINDRED HOSPITAL NORTH FLORIDA	2	34	3	8%	39
BAY COUNTY JAIL ANNEX		34	5	13%	39
JUNIPER VILLAGE AT CAPE CORAL		34	5	13%	39
NEXT MOLECULAR ANALYTICS		9	30	77%	39
MCW MENTAL HEALTH LLC		38	1	3%	39
LITTLE NECK URGENT CARE		38	1	3%	39
URGENT CARE & WELLNESS CENTER		10	29	74%	39
CAPITAL REGIONAL MEDICAL CENTER		2	37	95%	39
LOURDES HOSPITAL INC		37	2	5%	39
CLINICAL RESEARCH SEQUENCING PLATFORM		8	31	79%	39
FLORIDA HEALTH CARE DELAND			38	100%	38
ADVANCED MEDICAL OF NAPLES LLC			38	100%	38
MARQUIS LABS, LLC		38			38
FIRST CHOICE URGENT CARE		10	28	74%	38
Coastal Health and Rehabilitation Center		36	2	5%	38
QHC UPSTATE MEDICAL PC		31	7	18%	38
HOMEWOOD RESIDENCE AT FREEDOM PLAZA		37	1	3%	38
NEOGENOMICS LABORATORIES INC		38			38
BOND CLINIC, PA		9	29	76%	38
FLORIDA MEDICAL CLINIC PA		35	3	8%	38
WATERCREST ST LUCIE WEST	1	35	2	5%	38
ADVENT HEALTH - LAKE WALES		28	10	26%	38
FLORIDA MEDICAL CLINIC LLC		24	14	37%	38
MOLECULAR DIAGNOSTICS		5	33	87%	38
MAGNOLIA MEDICAL CLINIC		4	34	89%	38
UNIVERSITY OF ALABAMA		35	3	8%	38
INTERNAL MEDICINE ASSOCIATES PA		35	3	8%	38
PRINCETON VILLAGE□		34	3	8%	37
MISSION OAKS ASSISTED LIVING□		36	1	3%	37
FLORIDA DEPARMENT OF HEALTH CLAY COUNTY		25	12	32%	37
ONE MILO		37			37
HR SARASOTA OPERATOR LLC		25	12	32%	37
TUSCAN ISLE CHAMPIONSGATE OP CO LLC		37			37
VENICE REGIONAL MEDICAL CENTER BAYFRONT HEALTH		12	25	68%	37
FAMILY EXTENDED CARE OF SEBRING INC		35	2	5%	37
BOULEVARD REHABILITATION CENTER		24	13	35%	37

COVID-19: testing by laboratory

Data through Jan 5, 2021 verified as of Jan 6, 2021 at 09:25 AM

Data in this report are provisional and subject to change.

The numbers in the table below represent the number of Florida and non-Florida residents for whom test results were received by the Department of Health. A person can be tested by more than one laboratory and can have both positive and negative results. **Therefore, the sum of the numbers in each column will be larger than the total number of people tested.**

Reporting lab	Inconclusive	Negative	Positive	Percent positive	Total
FINLAY CLINICAL LABORATORY		19	18	49%	37
Palms at Ponte Vedra Assisted Living and Memory Care		36	1	3%	37
THE COLLIER AT NAPLES		36	1	3%	37
BENTON HOUSE OF ST. JOHNS		36	1	3%	37
HOLZER HEALTH CENTER		5	32	86%	37
PONCE THERAPY CARE CENTER		34	3	8%	37
PENNSYLVANIA DEPT OF HEALTH		20	17	46%	37
PHILLIPPE RIDGE		25	12	32%	37
NORTH FLORIDA MEDICAL CENTER		35	2	5%	37
PATHOGENIUS LABORATORIES		30	7	19%	37
DOH-WEST PALM BEACH BRANCH LABORATORY		2	34	94%	36
life Care Center of Melbourne		21	15	42%	36
MINUTECLINIC, LLC # 4469		25	11	31%	36
BVL/LITTLE ANGEL PEDIATRICS		36			36
FERN PARK DEVELOPMENTAL CENTER			36	100%	36
CYPRESS COVE		34	2	6%	36
KINDRED AT HOME		28	8	22%	36
EGLIN AFB		9	27	75%	36
ADVENTHEALTH EXPRESS CARE AT WALGREENS		24	12	33%	36
ECOLAB GROUP		7	28	80%	35
BEEHIVE HOMES OF GULF BREEZE		19	16	46%	35
BAY PINES MEDICAL ASSOCIATES		1	34	97%	35
CITYMD OF MANAHAWKIN		33	2	6%	35
PRIMECARE AT TWIN LAKES			35	100%	35
GOOD HEARTS COVID TESTING		8	27	77%	35
CENTRA CARE – LAKE NONA		3	32	91%	35
BAYSHORE PATHOLOGY CONSULTANTS PA		34	1	3%	35
ADVENT HEALTH - FISH MEMORIAL		2	33	94%	35
P23 LABS		35			35
IRL		4	31	89%	35
NORTHWELL HEALTH PLAINVIEW HOSPITAL LABORATORY		27	8	23%	35
LAKELAND REGIONAL HEALTH LAKE MIRIAM		3	32	91%	35
CARDIOLOGY AND MEDICINE ASSOCIATES		26	9	26%	35
PENSACOLA PEDIATRICS, PA		27	7	21%	34
AMERICAN HOUSE COCONUT POINT		31	3	9%	34
MOBILE DOC FL, LLC		26	8	24%	34
CORAL GABLES HOSPITAL			34	100%	34
LAKE CITY VA MEDICAL CENTER			34	100%	34
BROOKDALE JENSEN BEACH ☐		34			34
PARAMOUNT WALK-IN CLINIC		1	33	97%	34
BURRY'S PHARMACY INC		17	17	50%	34
BISHOP GRADY VILLAS		34			34
TITUSVILLE FAMILY PRACTICE		14	20	59%	34
UTAH CVS PHARMACY, LLC		31	2	6%	33
Kensington Gardens		33			33
BARTON HEALTH ALLIANCE		1	32	97%	33
AHSE ROP		32	1	3%	33

COVID-19: testing by laboratory

Data through Jan 5, 2021 verified as of Jan 6, 2021 at 09:25 AM

Data in this report are provisional and subject to change.

The numbers in the table below represent the number of Florida and non-Florida residents for whom test results were received by the Department of Health. A person can be tested by more than one laboratory and can have both positive and negative results. **Therefore, the sum of the numbers in each column will be larger than the total number of people tested.**

Reporting lab	Inconclusive	Negative	Positive	Percent positive	Total
METRO KNOXVILLE HMA		25	8	24%	33
HARMONY CLINIC		1	32	97%	33
BOND CLINIC		3	30	91%	33
BIOFIRE		7	26	79%	33
ADVENT HEALTH CENTRA CARE - APOPKA NORTH		10	23	70%	33
MEDLOGIC LABORATORIES		3	30	91%	33
PRMG - EAST NAPLES		23	10	30%	33
EC OPCO PENSACOLA, LLC		33			33
TAYLORVILLE FAMILY MEDICINE		26	7	21%	33
AU HEALTH		27	6	18%	33
AYERS NURSING AND REHABILITATION CENTER		33			33
CITRUS COUNTY HEALTH DEPARTMENT		32	1	3%	33
TERRACE AT HOBE SOUND, THE	1	31	1	3%	33
KAPG ST AUGUSTINE SENIOR HOUSING OPCO LLC		33			33
ACCURATE DIAGNOSTIC LAB		32	1	3%	33
SH HERON EAST LLC		33			33
ST. MARYS MEDICAL CENTER		1	32	97%	33
SANFORD MOBILE LAB PGA TOUR		32	1	3%	33
ALTAMONTE MD			33	100%	33
Golfview Healthcare Center		33			33
RASHDA ALBIBI M.D. P.A.		30	3	9%	33
MINUTECLINIC DIAGNOSTIC OF OHIO LLC		23	10	30%	33
ADVENTIST HEALTH SYSTEM FLORIDA		26	7	21%	33
Citymd Of Toms River		29	3	9%	32
MEDRITE URGENT CARE		24	8	25%	32
WESTMINSTER ST AUGUSTINE		32			32
RITE MEDICAL CARE PC		32			32
IPSUM DIAGNOSTICS		3	29	91%	32
OPIS COQUINA CENTER		32			32
AZALEA TRACE PHYSICIAN SERVICES		32			32
COLLIER HMA PHYSICIAN MANAGEMENT LLC		26	6	19%	32
JACKSON HEALTH SYSTEM		1	31	97%	32
WUESTHOFF MEMORIAL HOSPITAL			32	100%	32
QUICK CARE MED LLC		26	6	19%	32
ST AUGUSTINE PEDIATRIC ASSOC		30	2	6%	32
ERDOX		30	2	6%	32
MINUTECLINIC DIAGNOSTIC OF RHODE ISLAND, LLC #1544		31	1	3%	32
VETERANS HOME			32	100%	32
Palm Garden of Largo		32			32
VETERAN AFFAIRS MEDICAL CENTER - JAMES J PETERS		30	2	6%	32
University Hospital		28	4	13%	32
FHMG- FLORIDA HOSPITAL MEDICAL GROUP		24	8	25%	32
HOME CARE PHARMACY		32			32
REDI-MED WALK IN FAMILY CLINIC			32	100%	32
JACKSON COUNTY HEALTH DEPARTMENT		14	18	56%	32
VILLAGE ON THE ISLE		27	5	16%	32
Heartland Health Care Center North Sarasota		18	14	44%	32

COVID-19: testing by laboratory

Data through Jan 5, 2021 verified as of Jan 6, 2021 at 09:25 AM

Data in this report are provisional and subject to change.

The numbers in the table below represent the number of Florida and non-Florida residents for whom test results were received by the Department of Health. A person can be tested by more than one laboratory and can have both positive and negative results. **Therefore, the sum of the numbers in each column will be larger than the total number of people tested.**

Reporting lab	Inconclusive	Negative	Positive	Percent positive	Total
PHYSICIAN ASSOCIATES LLC		26	6	19%	32
LAKE GIBSON VILLAGE, LLC		31			31
HOSPICE OF MARTIN & ST LUCIE, INC		31			31
PRACTICE MANAGEMENT OF AMERICA, INC.		5	26	84%	31
PERSONAL PEDIATRICS		28	3	10%	31
DISCOVERY COMMONS AT BRADENTON		31			31
REGENCY PARK ASSISTED LIVING FACILITY		29	2	6%	31
ESCAMBIA COUNTY JAIL		18	13	42%	31
COLLIER ANESTHESIA PAIN LLC		31			31
Life Care Center at Inverrary		31			31
WOLFF CTR FOR CHILD & ADOLESCENT HEALTH PLLC,THE		19	12	39%	31
UNION MEDICAL CARE PLLC		31			31
GRAND OAKS OF PALM CITY LLC□	1	28	2	6%	31
BRIDGEVIEW CENTER LLC□		27	4	13%	31
NIGHT LITE PEDIATRICS URGENT CARE CENTER			31	100%	31
FAST PACE MEDICAL CLINIC, PLLC		27	4	13%	31
PLAINVIEW URGENT CARE		29	2	6%	31
MAUREEN OROURKE-FUTEY			31	100%	31
SEA PINES REHABILITATION HOSPITAL		31			31
LabCorp L#09258130 M#09258125		12	18	60%	30
IMA MEDICAL GROUP POINCIANA		14	16	53%	30
TRADITIONAL HOME CARE INC		29	1	3%	30
NORTH FLORIDA PEDIATRICS		28	2	7%	30
PECONIC BAY MEDICAL CENTER LABORATORY		24	6	20%	30
SOUTHERN LABORATORY		6	24	80%	30
HERITAGE WATERSIDE		27	3	10%	30
BETHESDA HEALTH URGENT CARE			30	100%	30
FELICIDAD MEDICAL CENTER			30	100%	30
ADVENT HEALTH PRIMARY CARE PLUS, WINTER GARDEN		26	4	13%	30
LONGLEAF DIAGNOSTIC LABORATORIES		3	27	90%	30
NEUROINTERNATIONAL SARASOTA		28	2	7%	30
MAINSTREET FAMILY URGENT CARE		1	29	97%	30
THE TERRACE AT IVY ACRES ALF		11	19	63%	30
AMEERAH LABS			30	100%	30
STEWART MEDICAL GROUP, INC		21	9	30%	30
PHOSPHORUS DIAGNOSTICS		27	3	10%	30
HIGHLANDS LAKE CENTER		27	3	10%	30
AFTER HOURS PEDIATRICS			30	100%	30
EVERLYWELL		16	13	45%	29
BELVEDERE COMMONS OF SUN CITY CENTER□		29			29
NIGHT LITE PEDIATRICS CENTER LLC		8	21	72%	29
CSL PLASMA INC		7	22	76%	29
NEMOURS CHILDRENS CLINIC		22	7	24%	29
WESTWOOD NURSING AND REHABILITATION		28	1	3%	29
CALADIUM PEDIATRICS		28	1	3%	29
JACKSONVILLE UNIVERSITY		27	2	7%	29
UNIV OF ROCHESTER-STRONG MEMORIAL HOSP		28	1	3%	29

COVID-19: testing by laboratory

Data through Jan 5, 2021 verified as of Jan 6, 2021 at 09:25 AM

Data in this report are provisional and subject to change.

The numbers in the table below represent the number of Florida and non-Florida residents for whom test results were received by the Department of Health. A person can be tested by more than one laboratory and can have both positive and negative results. **Therefore, the sum of the numbers in each column will be larger than the total number of people tested.**

Reporting lab	Inconclusive	Negative	Positive	Percent positive	Total
P4CLINICAL	3	2	24	83%	29
SPRING MANOR ASSISTED LIVING		29			29
LONG ISLAND JEWISH MED CTR		27	2	7%	29
CENTRA CARE - DR. PHILLIPS		1	28	97%	29
PRO HEALTH HARMONY		29			29
SUNTREE INTERNAL MEDICINE		29			29
COMPREHENSIVE CHILDCARE		23	6	21%	29
ALL MY KIDS PEDIATRICS INC		18	11	38%	29
L&S SENIOR CARE DBA ARCADIA OAKS		28			28
ACTIVE SENIOR LIVING		26	2	7%	28
MICHAEL AKPEKE MD		19	9	32%	28
PALM GARDEN OF JACKSONVILLE		27	1	4%	28
LAKELAND NURSING AND REHABILITATION CENTER			28	100%	28
MEASE COUNTRYSIDE HOSPITAL			28	100%	28
CINNAMON COVE ALF		28			28
UNION MEDICAL CARE		28			28
HERNANDO ENDOSCOPY AND SURGERY CENTER		21	7	25%	28
LINCOLN DIAGNOSTIC LAB		27	1	4%	28
EDEN AT CRESTVIEW		12	16	57%	28
PANCARE HEALTH - MALONE CLINIC		24	4	14%	28
PORT ST LUCIE HOSPITAL		25	3	11%	28
SUMMERFIELD EMERGENCY ROOM		16	12	43%	28
EXPRESS CARE OF BELLEVIEW		27			27
University Hills health and Rehabilitation		18	9	33%	27
CDC		17	10	37%	27
PENSACOLA DEVELOPMENTAL CENTER		11	16	59%	27
RADIOLOGY ASSOCIATES OF VENICE AND ENGLEWOOD		26	1	4%	27
SOUTHSIDE HOSPITAL NORTHWELL HEALTH LABORATORY		24	3	11%	27
SANTA BARBARA CARE CENTER		17	10	37%	27
ISLAND URGENT CARE PLLC		27			27
S-H THIRTY FIVE OPCO - LUTZ, LLC		26	1	4%	27
RENAISSANCE AT THE TERRACES		27			27
MINUTE CLINIC LLC #2216		25	2	7%	27
ARIZONA DEPARTMENT OF HEALTH SERVICES			27	100%	27
PALM BAY HOSPITAL			27	100%	27
OAKTREE HEALTHCARE			27	100%	27
SUNCOAST LABS			27	100%	27
ORLANDO LUTHERAN TOWERS ASSISTED LIVING		27			27
WILLOWBROOKE COURT AT ST ANDREWS ESTATES		23	4	15%	27
CONNECTICUT DEPARTMENT OF HEALTH		22	5	19%	27
MINUTE CLINIC INCORPORATE		22	5	19%	27
LARA HEALTH AND WELLNESS CENTER LLC		27			27
UCLA HEALTHCARE CLINICAL LABS		23	4	15%	27
PANCARE HEALTH - FREEPORT CLINIC SUITE B		22	4	15%	26
PORT SAINT JOHN FAMILY PRACTICE		18	8	31%	26
INNOVATION CLINICAL TRIALS, INC			26	100%	26
LOOP PEDIATRICS		22	4	15%	26

COVID-19: testing by laboratory

Data through Jan 5, 2021 verified as of Jan 6, 2021 at 09:25 AM

Data in this report are provisional and subject to change.

The numbers in the table below represent the number of Florida and non-Florida residents for whom test results were received by the Department of Health. A person can be tested by more than one laboratory and can have both positive and negative results. **Therefore, the sum of the numbers in each column will be larger than the total number of people tested.**

Reporting lab	Inconclusive	Negative	Positive	Percent positive	Total
THE MINIER URGENT CARE		20	6	23%	26
MINUTECLINIC DIAGNOSTIC		26			26
PULMONARY SPECIALISTS OF THE PALM BEACHES		16	10	38%	26
WEST		14	12	46%	26
ADVENT HEALTH PARTIN SETTLEMENT HEALTH PARK		18	8	31%	26
CDR MAGUIRE - MIAMI BEACH CC MISSION 17388		2	24	92%	26
KEY PRIMARY CARE			26	100%	26
MISIR DRUGS LLC		20	6	23%	26
SOLARIS SENIOR LIVING OF MERRITT ISLAND		26			26
MONCRIEF ARMY HEALTH CLINIC			26	100%	26
BONIFAY NURSING AND REHAB CENTER			26	100%	26
HEALTH FIRST - VIERA HOSPITAL		1	25	96%	26
GENESIS DERMATOLOGY		23	3	12%	26
CENTRA CARE - SAND LAKE		1	25	96%	26
MOOSEHAVEN HEALTH CENTER		12	14	54%	26
CORNERSTONE MEDICAL CARE OF BRANDON PL		23	3	12%	26
GENTIVA HEALTH SERVICES CERTIFIED INC		25	1	4%	26
MINUTECLINIC DIAGNOSTIC OF NORTH CAROL		20	5	20%	25
RIVERHEAD URGENT CARE		24	1	4%	25
HOLY NAME HOSPITAL LABORATORY		24	1	4%	25
TURNING POINT OF TAMPA		21	4	16%	25
FAMILY CARE PARTNERS		15	10	40%	25
MINUTECLINIC DIAGNOSTIC OF SOUTH CARO		19	6	24%	25
ST. CLOUD HOSPITAL		20	5	20%	25
JAMAICA HOSPITAL MEDICAL CENTER		23	2	8%	25
CDR MAGUIRE INC	1	2	22	88%	25
FAMILY EXTENDED CARE OF PUNTA GORDA		25			25
TGH URGENT CARE - RIVERVIEW			25	100%	25
STATEN ISLAND UNIVERSITY HOSPITAL-POUCH		25			25
LINCOLN MEDICAL AND MENTAL HEALTH CENTER		23	2	8%	25
SANITAS		4	21	84%	25
ARCPOINT LABS OF FORT LAUDERDALE		25			25
ROYAL CARE OF AVON PARK		22	3	12%	25
WOMENS CARE FLORIDA LABORATORY		25			25
DEVELOPMENTAL DISABILITIES DEFENDANT PROGRAM		25			25
ADVENT HEALTH CENTRA CARE - LAKE BUTLER BOULEVARD			25	100%	25
LEVY COUNTY DEPARTMENT OF HEALTH		20	5	20%	25
GRAMERCY PARK URGENT CARE		25			25
MICHAEL J D'AMBROSE MD PA		23	2	8%	25
WALK IN MEDICAL URGENT CARE		25			25
RJ LEE GROUP	1	23	1	4%	25
BAY COUNTY SHERIFFS OFFICE JAIL FACILITY		21	4	16%	25
BOCA BIOLISTIC REFERENCE LAB			25	100%	25
WAVE CREST HEALTH AND REHABILITATION CENTER		25			25
UNIPATH		18	7	28%	25
AVENTIS BIO-SERVICES CTL		24			24
HENNEPIN COUNTY MEDICAL CENTER (HCMC)		13	11	46%	24

COVID-19: testing by laboratory

Data through Jan 5, 2021 verified as of Jan 6, 2021 at 09:25 AM

Data in this report are provisional and subject to change.

The numbers in the table below represent the number of Florida and non-Florida residents for whom test results were received by the Department of Health. A person can be tested by more than one laboratory and can have both positive and negative results. **Therefore, the sum of the numbers in each column will be larger than the total number of people tested.**

Reporting lab	Inconclusive	Negative	Positive	Percent positive	Total
BULLS HEAD URGENT CARE		24			24
MEDCOMP SCIENCES			24	100%	24
UNIVERSITY MEDICAL CTR OF PRINCETON AT		22	2	8%	24
VILLAGES REHABILITATION AND NURSING CENTER		24			24
Lanier Rehab			24	100%	24
PHYSICIANS PRIMARY CARE OF SW FLORIDA PL		24			24
THE CHAPPEL GROUP RESEARCH		24			24
TARPON BAYOU CENTER			24	100%	24
PREMISE HEALTH MIA			24	100%	24
MADWAR		19	5	21%	24
HERITAGE OAKS ASSISTED LIVING & MEMORY CARE		20	4	17%	24
RENAISSANCE SENIOR LIVING	1	23			24
WESTMINSTER WOODS ON JULINGTON CREEK		22	2	8%	24
MINUTECLINIC DIAGNOSTIC OF RHODE ISLAND, LLC #212		24			24
ROYAL PALM SENIOR RESIDENCE		24			24
EAST HILL MEDICAL GROUP		17	7	29%	24
WELLOW URGENT CARE		23	1	4%	24
TRUGENX		1	23	96%	24
SENIOR HEALTH OF WINTER PARK DUNDEE		24			24
COURTYARDS OF ORLANDO		24			24
LAKE WALES OPERATING GROUP LLC		22	2	8%	24
LABORATORY DYNAMICS		20	4	17%	24
MENORAH HOUSE		23	1	4%	24
MONTEFIORE NEW ROCHELLE HOSPITAL		22	1	4%	23
STATE LAB		2	21	91%	23
UF HEALTH NORTH JACKSONVILLE			23	100%	23
THE TERRACE OF JACKSONVILLE		3	20	87%	23
UNIVERSITY HILLS HEALTH AND REHABILITATION CENTER		18	5	22%	23
PALM BEACH COUNTY FIRE RESCUE		21	2	9%	23
WEINBERG VILLAGE		22	1	4%	23
PARK WEST MEDICAL CENTER		22	1	4%	23
ISLAND COAST PEDIATRICS PA		22	1	4%	23
EGL GENETIC DIAGNOSTICS		1	22	96%	23
FHMG-FLORIDA HOSPITAL MEDICAL GROUP		20	3	13%	23
PENSACOLA PEDIATRICS - PACE		16	7	30%	23
MINUTECLINIC DIAGNOSTIC OF NORTH CARO		21	2	9%	23
NEW JERSEY		22	1	4%	23
COLORADO DEPARTMENT OF HEALTH LABORATORY SERVICES DIVISION			23	100%	23
VASSAR BROTHERS MEDICAL CENTER LABORATORY		22	1	4%	23
CENTRAL FLORIDA PEDIATRICS		13	10	43%	23
PANCARE HEALTH - JACKSON COUNTY		16	7	30%	23
NORTH SHORE MEDICAL LABS		22	1	4%	23
NOBLE SENIOR LIVING		3	20	87%	23
MAKO MEDICAL		15	8	35%	23
ADVENT HEALTH - LAKE MARY PEDIATRICS		16	7	30%	23
WEST VOLUSIA FAMILY AND SPORTS MEDICINE		23			23
WASHINGTON COUNTY HEALTH DEPARTMENT		12	11	48%	23

COVID-19: testing by laboratory

Data through Jan 5, 2021 verified as of Jan 6, 2021 at 09:25 AM

Data in this report are provisional and subject to change.

The numbers in the table below represent the number of Florida and non-Florida residents for whom test results were received by the Department of Health. A person can be tested by more than one laboratory and can have both positive and negative results. **Therefore, the sum of the numbers in each column will be larger than the total number of people tested.**

Reporting lab	Inconclusive	Negative	Positive	Percent positive	Total
LAKEVIEW HEALTH CARE SYSTEMS		8	14	64%	22
INSTITUTE OF PATHOLOGY KINGS COUNTY		22			22
EMERITUS AT NAPLES	1	21			22
MADISON COUNTY MEMORIAL HOSP		12	10	45%	22
STAT ONE URGENT CARE CENTER			22	100%	22
WUESTHOFF MEDICAL CENTER-MELBOURNE			22	100%	22
MIDDLETOWN MEDICAL P C		13	9	41%	22
SARASOTA MEMORIAL NURSING & REHABILITATION CTR		22			22
PSL NAPLES BH OPERATIONS, LLC		22			22
COLONY CARE CENTER		13	9	41%	22
SUNQUEST		3	19	86%	22
NIGHT LITE PEDIATRIC CENTER		10	12	55%	22
MOBILE DIVISION LABORATORY		7	15	68%	22
WARDE MEDICAL LABORATORY		15	7	32%	22
CALHOUN COUNTY HEALTH DEPT		5	17	77%	22
FIRST CHOICE PEDIATRICS LOOP		20	2	9%	22
Okeechobee Health Care Facility		11	11	50%	22
GOOD SAMARITAN HOSPITAL LABORATORY		19	3	14%	22
CROSSROADS URGENT CARE		14	8	36%	22
BERNHARDT LABORATORIES		9	13	59%	22
MORTON PLANT HOSPITAL NURSING			22	100%	22
ROCKLEDEGE REGIONAL MEDICAL CENTER		17	5	23%	22
AVALON PARK RETIREMENT RESIDENCE		22			22
WEST BROWARD CARE CENTER		20	2	9%	22
SOS MOBILE MEDICAL CARE LLC		18	4	18%	22
MED PLUS FLORENCE		18	4	18%	22
MILLENNIUM PHYSICIAN GROUP LLC		18	4	18%	22
TEN HEALTHCARE		6	16	73%	22
CHILDREN'S MEDICAL CENTER			22	100%	22
HEALTHPOINT MED GRP OF THE EMERALD COAST LLC		14	8	36%	22
DIACARTA INC.		22			22
APOLLO SURGERY CENTER		20	2	9%	22
BROOKDALE UNIVERSITY HOSPITAL		21	1	5%	22
CRESTVIEW URGENT CARE			22	100%	22
FINLAY C. LABORATORY		3	19	86%	22
KINDRED HOSPITAL CENTRAL TAMPA BLOOD GAS		22			22
MAYO CLINIC JACKSONVILLE		1	21	95%	22
FLORIDA PEDIATRICS		6	16	73%	22
WESTPAC LABS		1	21	95%	22
FLORIDA PEDIATRIC GROUP PA		19	2	10%	21
FLORIDA DEPARTMENT OF HEALTH IN TAYLOR COUNTY		16	5	24%	21
ARDEN COURTS OF WINTER SPRINGS		18	3	14%	21
NURSES HELPING HANDS INC ALF		21			21
GASTROENTEROLOGY ASSOCIATES OF PENSACOLA PA		20	1	5%	21
UPMC CHAUTAUQUA AT WCA LABORATORY		20	1	5%	21
PHYSICIANS STAT		2	19	90%	21
AMERICAN ESOTERIC LABORATORIES		6	15	71%	21

COVID-19: testing by laboratory

Data through Jan 5, 2021 verified as of Jan 6, 2021 at 09:25 AM

Data in this report are provisional and subject to change.

The numbers in the table below represent the number of Florida and non-Florida residents for whom test results were received by the Department of Health. A person can be tested by more than one laboratory and can have both positive and negative results. **Therefore, the sum of the numbers in each column will be larger than the total number of people tested.**

Reporting lab	Inconclusive	Negative	Positive	Percent positive	Total
LABORATORY ALLIANCE OF CENTRAL NEW YORK		20	1	5%	21
THE RESIDENCE AT TIMBER PINES		21			21
ST JUDE CHILDRENS RESEARCH HOSPITAL		21			21
INTERNATIONAL MEDICAL LABORATORY INC		21			21
GEORGE SAFRAN MD PC		19	2	10%	21
HARBORCHASE OF WELLINGTON CROSSING		20	1	5%	21
MOBILE MEDICAL ASSOCIATES PL		9	12	57%	21
PATHGROUP			21	100%	21
CLINICAL PATHOLOGY LABORATORIES SOUTHEAST			21	100%	21
NAPHCARE, INC.		11	10	48%	21
LAKE REGIONAL URGENT CARE		1	20	95%	21
DESOTO PALMS ALF		21			21
ANDALUSIA HEALTH		10	11	52%	21
WINDERMERE MEDICAL CENTER		18	3	14%	21
PANCARE HEALTH - BONIFAY K-8			21	100%	21
COASTAL SKIN SURGERY AND DERMATOLOGY		14	7	33%	21
BROWARD HEALTH IMPERIAL POINT NURSING			21	100%	21
HEARTLAND HEALTHCARE AND REHAB CENTER			20	100%	20
CHIPOLA MEDICAL ASSOCIATES		4	16	80%	20
POARCH BANC CREEK INDIANS TRIBAL HEALTH DEPARTMENT			20	100%	20
NORTH FLORIDA PEDIATRICS - JACKSONVILLE		18	2	10%	20
STETSON UNIVERSITY STUDENT HEALTH CENTER		3	17	85%	20
VETERANS AFFAIRS MEDICAL CENTER - NEW YORK HARBOR		19	1	5%	20
LAKE WORTH MANOR		19	1	5%	20
MINUTECLINIC, LLC #08366		15	5	25%	20
RESIDENCE AT BAY VUE		19	1	5%	20
ALABAMA CLINICS		8	12	60%	20
ASHTON PLACE	2	14	4	20%	20
SAMFORD UNIVERSITY HEALTH SERVICES		19	1	5%	20
CENTRAL FLORIDA HEALTH CARE INC		2	18	90%	20
CARENOW - DOWNTOWN NORTH GULCH		20			20
HUNT CLUB PEDIATRIC ASSOCIATES LLC		19	1	5%	20
EPIC REFERENCE LABS INC			20	100%	20
ENGLEWOOD HOSPITAL AND MEDICAL CENTER		16	4	20%	20
MADISON COUNTY MEMORIAL HOSPITAL LABORATORY		14	6	30%	20
FLORIDA HOSPITAL LABS		11	9	45%	20
CVS		1	19	95%	20
INN AT ASTON GARDENS AT PELICAN POINTE,THE		20			20
JOHNS HOPKINS CHILDREN'S HOSPITAL			20	100%	20
ROCKLEDGE FAMILY HEALTH			20	100%	20
REDITUS LABORATORIES			20	100%	20
Wiregrass Rehabilitation Center and Nursing Home		20			20
POINT OF CARE CLINICS PRIMARY CARE		20			20
MEDICAL EXPRESS CORP		18	2	10%	20
HENDRY REGIONAL CORPORATE HEALTH			20	100%	20
CL BRUMBACK PRIMARY CARE CLINIC LANTANA		2	18	90%	20
BAY PEDIATRICS PA		18	2	10%	20

COVID-19: testing by laboratory

Data through Jan 5, 2021 verified as of Jan 6, 2021 at 09:25 AM

Data in this report are provisional and subject to change.

The numbers in the table below represent the number of Florida and non-Florida residents for whom test results were received by the Department of Health. A person can be tested by more than one laboratory and can have both positive and negative results. **Therefore, the sum of the numbers in each column will be larger than the total number of people tested.**

Reporting lab	Inconclusive	Negative	Positive	Percent positive	Total
TGH MEDICAL GROUP LABORATORY CARROLLWOOD			20	100%	20
HEALTHY MINORS, LLC.		20			20
BOND AND STEELE CLINIC, PA		17	3	15%	20
MINUTE CLINIC, LLC DBA MINUTECLINIC #4505		19	1	5%	20
MORTON PLANT			20	100%	20
MINUTECLINIC DIAGNOSTIC OF NEW JERSEY		17	3	15%	20
NORTH CAROLINA DEPARTMENT OF HEALTH & HUMAN SERVICES			20	100%	20
SUNCOAST URGENT CARE		7	13	65%	20
ARBOR TERRACE ORTEGA LLC		20			20
LONG TERM CARE OF GULF BREEZE LLC		17	2	11%	19
AMMON ANALYTICAL LABORATORIES		17	2	11%	19
BROOKWOOD BAPTIST MEDICAL CENTER		18	1	5%	19
NOVANT HEALTH		14	5	26%	19
GREEN GABLES ASSISTED LIVING FACILITY		19			19
ABSOLUTE GENOMICS		7	12	63%	19
EASYCARE WALK-IN CLINIC		11	8	42%	19
NORTH CENTRAL BRONX HOSPITAL		18	1	5%	19
BETHUNE-COOKMAN UNIVERSITY		1	18	95%	19
BRANDON COMMUNITY HEALTH CENTER		11	8	42%	19
BAYVIEW MEDICAL		19			19
THE COMMONWEALTH OF MASSACHUSETTS			19	100%	19
EMERGENCY PHYSICIANS MEDICAL CENTER LLC		10	9	47%	19
RITECARE MEDICAL CENTER			19	100%	19
STONE WASH CLINICAL LABORATORIES		2	17	89%	19
ALAN A SMITH MD LLC		18	1	5%	19
NANO HEALTH ASSOCIATES LLC		19			19
STEWART MEDICAL GROUP INC			19	100%	19
ACCESS 365 URGENT CARE		7	12	63%	19
ADVENT HEALTH EXPRESS		9	10	53%	19
INTEGRATED REGIONAL LABORATORIES - LARGO			19	100%	19
JEFFERSON COUNTY HEALTH DEPARTMENT-MONTICELLO		10	9	47%	19
NO NAME		8	11	58%	19
PRIME CARE ONE LLC/HARBORCHASE OF VENICE			19	100%	19
SEVEN RIVERS REGIONAL MEDICAL CENTER		5	14	74%	19
GLEN COVE HOSPITAL		19			19
JEFFERSON K-12, A SOMERSET SCHOOL- CLINIC		16	3	16%	19
DELCARE PA		13	6	32%	19
ST PETER'S BENDER LABORATORY		19			19
ESOTERIX GENETIC LABORATORIES		16	3	16%	19
LABCORP BURLINGTON		6	13	68%	19
INTERCOASTAL MEDICAL GROUP			19	100%	19
MED HEALTH SERVICES		18	1	5%	19
LAB INTERMARKET FACILITY LAB		1	18	95%	19
PONCE PLAZA NURSING & REHAB CENTER		4	15	79%	19
DAVID LAWRENCE CENTER		15	3	17%	18
CANTON-POTSDAM HOSPITAL LABORATORY		18			18
LORI MCAULIFFE MD PA		10	8	44%	18

COVID-19: testing by laboratory

Data through Jan 5, 2021 verified as of Jan 6, 2021 at 09:25 AM

Data in this report are provisional and subject to change.

The numbers in the table below represent the number of Florida and non-Florida residents for whom test results were received by the Department of Health. A person can be tested by more than one laboratory and can have both positive and negative results. **Therefore, the sum of the numbers in each column will be larger than the total number of people tested.**

Reporting lab	Inconclusive	Negative	Positive	Percent positive	Total
S-H THIRTY FIVE OPCO - ORANGE CITY, LLC		14	4	22%	18
NORTH PINELLAS CHILDRENS MEDICAL CENTER			18	100%	18
MINUTECLINIC DIAGNOSTIC OF KANSAS, PA		17	1	6%	18
FAMILY CARE PARTNERS URGENT CARE LLC		13	5	28%	18
PRIMECARE OF DOTHAN-DALEVILLE CLINIC		14	4	22%	18
COUNTY OF LOS ANGELES			18	100%	18
ESTATES MEDICAL CENTER		12	6	33%	18
The Ponce Therapy Care Center		18			18
OAKMONTE VILLAGE		17	1	6%	18
MARATHON HEALTH FOR LIFE		16	2	11%	18
FAST PACE MEDICAL CLINIC		16	2	11%	18
ADVANCED EMURGENT CARE		8	10	56%	18
TIMBERLANE LODGE ALF	1	10	7	39%	18
CLERMONT ADVENTHEALTH CENTRA CARE			18	100%	18
MIAMI CLINICAL RESEARCH CORP			18	100%	18
FLORIDA COMMUNITY HEALTH CENTER OF ST. LUCIE		1	17	94%	18
Gabisa Medical LLC		18			18
XPRESS WELLNESS URGENT CARE			18	100%	18
TOTAL RENAL LABORATORIES INC		13	5	28%	18
TPCA CLINICAL LABORATORIES		15	3	17%	18
MOORINGS PARK OAKSTONE AT GREY OAKS		17	1	6%	18
VITAS HEALTHCARE CORPORATION OF FLORIDA		16	2	11%	18
CONNECTDX		4	14	78%	18
HARTFORD HOSPITAL ANCILLARY LAB		17	1	6%	18
JACKSON NORTH MEDICAL CENTER		2	16	89%	18
CAREMED INTERNAL MEDICINE			18	100%	18
ADVENTHEALTH EXPRESS CARE AT			18	100%	18
FAMILY CARE CYPRESS CREEK		1	17	94%	18
CARE CENTERS OF NASSAU		17	1	6%	18
URGENT CARE USA			18	100%	18
WESTWOOD NURSING & REHAB		10	8	44%	18
ASURANCE SCIENTIFIC LABORATORIES		18			18
Hampton Court Nursing and Rehabilitation Center		17	1	6%	18
SACRED HEART HEALTH SYSTEM INC		15	3	17%	18
GENERAL INTERNAL MEDICINE MEDICAL CTR CLINIC		13	5	28%	18
PROFESSIONAL URGENT CARE SERVICES		13	5	28%	18
SUMMIT MEDICAL GROUP - 75 E NORTHFIELD		16	2	11%	18
HARBOUR ISLAND PEDIATRICS		12	6	33%	18
MARION COUNTY HEALTH DEPARTMENT		17	1	6%	18
URGENT CARE CENTER			18	100%	18
MEDEXPRESS URGENT CARE - BLOOMINGTON		16	2	11%	18
MADISON CORE LABORATORIES		17	1	6%	18
DCH REGIONAL MEDICAL CENTER LABORATORY		17	1	6%	18
LIFE CARE CENTER OF JACKSONVILLE			18	100%	18
WALGREENS 9627		17	1	6%	18
ST. JUDES LABORATORIES		12	5	29%	17
COAST MED URGENT CARE		16	1	6%	17

COVID-19: testing by laboratory

Data through Jan 5, 2021 verified as of Jan 6, 2021 at 09:25 AM

Data in this report are provisional and subject to change.

The numbers in the table below represent the number of Florida and non-Florida residents for whom test results were received by the Department of Health. A person can be tested by more than one laboratory and can have both positive and negative results. **Therefore, the sum of the numbers in each column will be larger than the total number of people tested.**

Reporting lab	Inconclusive	Negative	Positive	Percent positive	Total
UM MILLER SCHOOL OF MEDICINE			17	100%	17
WINTER PARK FAMILY PRACTICE LLC		17			17
PENNSYLVANIA DEPARTMENT OF HEALTH BUREAU OF LABORATORIES			17	100%	17
WALGREENS 4915		16	1	6%	17
ST ELIZABETH MEDICAL CENTER LABORATORY		16	1	6%	17
CARESPOT		1	16	94%	17
JUPITER MEDICAL CENTER			17	100%	17
KIVA AT CANTERBURY			17	100%	17
WALGREEN EASTERN CO, INC		17			17
ARTHREX MEDICAL CENTER		10	7	41%	17
UNION CHD		16	1	6%	17
EASTERN SHORE URGENT CARE		9	8	47%	17
HOWARD BEACH URGENT CARE		17			17
Cleveland Clinic Laboratories		4	13	76%	17
CONSOLIDATED LAB SERVICES		8	9	53%	17
APOLLO HEALTH & REHABILITATION		12	5	29%	17
FORT SANDERS REGIONAL LABORATORY		17			17
ASCENSION ST VINCENT'S PRIMARY CARE			17	100%	17
HEALTHCARE NOW			17	100%	17
SUMTER PEDIATRICS		17			17
PHYSICIANS CARE		15	2	12%	17
WALGREENS COVID-19		14	3	18%	17
HEALTHPARK MEDICAL CENTER ABG LAB		16	1	6%	17
MICHELLE S PAGE MD PA		17			17
NEW YORK PRESBYTERIAN - ALLEN HOSPITAL		17			17
TALLAHASSEE DEVELOPMENTAL CENTER☐		17			17
WIREGRASS CLINIC LLC		14	3	18%	17
PROFESSIONAL PEDIATRICS		16	1	6%	17
FLAGLER HOSPITAL INC	2		15	88%	17
UVMC MICROBIOLOGY		16	1	6%	17
LONG BEACH URGENT CARE		17			17
TENNESSEE DEPARTMENT OF HEALTH		13	4	24%	17
MICHIGAN DEPARTMENT OF HEALTH AND HUMAN SERVICES			17	100%	17
URGENT CARE AT LONGWOOD			17	100%	17
JUPITER MEDICAL CENTER URGENT CARE - STUART		9	8	47%	17
BAHIA OAKS LODGE		16	1	6%	17
MARIANNA HEALTH AND REHABILITATION CENTER		17			17
BARNES HEALTHCARE OF FLORIDA LLC		16	1	6%	17
OKEECHOBEE HEALTHCARE FACILITY			16	100%	16
MARION PEDIATRICS PA		13	3	19%	16
VIRTUA		13	3	19%	16
SHORE MEMORIAL HOSPITAL		14	2	13%	16
ADVENT HEALTH CENTRA CARE - LAKE BUENA VISTA			16	100%	16
CAPE CORAL HOSPITAL ABG LABORATORY		10	6	38%	16
JOSEPH MIGNOGNA		13	3	19%	16
BIOREFERENCE LABORATORIES INC		3	13	81%	16
MORRIS PARK URGENT CARE		13	3	19%	16

COVID-19: testing by laboratory

Data through Jan 5, 2021 verified as of Jan 6, 2021 at 09:25 AM

Data in this report are provisional and subject to change.

The numbers in the table below represent the number of Florida and non-Florida residents for whom test results were received by the Department of Health. A person can be tested by more than one laboratory and can have both positive and negative results. **Therefore, the sum of the numbers in each column will be larger than the total number of people tested.**

Reporting lab	Inconclusive	Negative	Positive	Percent positive	Total
HEALTH CENTRAL HOSPITAL			16	100%	16
ALL FLORIDA FAMILY & SPORTS MEDICINE		15	1	6%	16
KEYSTYLE LIVING LLC	1	15			16
SRMC AVALON		9	7	44%	16
MARTHA'S HOUSE & ASSISTED LIVING FACILITY		16			16
BAY REGIONAL URGENT CARE		5	11	69%	16
MILLENNIUM PHYSICIAN GRP LLC NAPLES PINE RIDGE			16	100%	16
DALE MEDICAL CENTER		11	5	31%	16
CAREHERE- LCS LEESBURG			16	100%	16
REGENEXX TAMPA BAY		14	2	13%	16
CRUCIAL CARE		10	6	38%	16
PRO HEALTH FAMILY PHYSICIANS, NYSTROM		16			16
RESOLVE MOLECULAR DIAGNOSTICS		12	4	25%	16
FAST TRACK URGENT CARE CENTER - TYRONE			16	100%	16
INTERNAL MEDICINE ASSOCIATES & SPECIALTIES INC		15	1	6%	16
BOZEMAN HEALTH DEACONESS HOSPITAL		13	3	19%	16
HARMONY HEALTH OPCO, LLC		15	1	6%	16
MD BEAUTY LABS, PA		15	1	6%	16
ERIC C MARSHAL MD, PC DBA MINUTECLINIC		15	1	6%	16
BONIFAY NURSING AND REHABILITATION CENTER			16	100%	16
MINUTE CLINIC DIAGNOSTIC OF SC, LLC #75		15	1	6%	16
MEDEXPRESS - BLOOMIN BRANDS		4	12	75%	16
URGENT CARE CLINIC OF LINCOLN		14	2	13%	16
ALL PEDIATRIC CARE			16	100%	16
XERA MED RESEARCH			16	100%	16
FAMILY EXPRESS URGENT CARE			16	100%	16
CLINCLOUD, LLC			16	100%	16
PALMETTO PEDIATRICS			16	100%	16
STUART REHABILITATION AND HEALTHCARE		4	12	75%	16
ASSISTED LIVING OF BROWARD		16			16
WEISS PEDIATRIC CARE LLC		14	2	13%	16
URGENT CARE WEST CLINIC		14	2	13%	16
DIATHERIX		13	2	13%	15
Salerno Bay Health & Rehabilitation Center		11	4	27%	15
WALGREENS 3145		12	3	20%	15
SINAI HOSPITAL OF BALTIMORE		15			15
Z UROLOGY		15			15
MEADOWCREST MOLECULAR DIAGNOSTICS, LLC			15	100%	15
AURORA DIAGNOSTICS		3	12	80%	15
NEWYORK-PRESBYTERIAN/ LAWRENCE HOSPITAL LABORATORY		13	2	13%	15
SPEARHEAD MEDICAL			15	100%	15
HELIX DIAGNOSTICS			15	100%	15
MEDEXPRESS URGENT CARE LEWISBURG		15			15
PALMS MEDICAL GROUP - LAKE CITY WEST		3	12	80%	15
HALIFAX HEALTH URGENT CARE		2	13	87%	15
BROOKDALE BRANDON	1	14			15
HUNT CLUB MEDICAL		12	3	20%	15

COVID-19: testing by laboratory

Data through Jan 5, 2021 verified as of Jan 6, 2021 at 09:25 AM

Data in this report are provisional and subject to change.

The numbers in the table below represent the number of Florida and non-Florida residents for whom test results were received by the Department of Health. A person can be tested by more than one laboratory and can have both positive and negative results. **Therefore, the sum of the numbers in each column will be larger than the total number of people tested.**

Reporting lab	Inconclusive	Negative	Positive	Percent positive	Total
HODGES CLUSTER		2	13	87%	15
UAH STUDENT HEALTH CENTER		10	5	33%	15
ROADS PEDIATRICS,LLC		14	1	7%	15
TELEVISIT MALABAR PEDIATRICS		5	10	67%	15
BAY STREET PHARMACY☐		15			15
HOLLEY-NAVARRE MEDICAL CLINIC		5	10	67%	15
ORLANDO HEALTH		2	13	87%	15
BAYCARE HEALTH SYSTEMS		1	14	93%	15
ST CATHERINE OF SIENA HOSPITAL		14	1	7%	15
EASTLAKE PEDIATRICS - TRINITY		15			15
ADVENT HEALTH - ZEPHYRHILLS			15	100%	15
MILTON 4707		15			15
PINES NURSING HOME		14	1	7%	15
LAKE MARY - STIRLING CENTER SUITE 202			15	100%	15
THE CANOPY AT HARPER LAKE	1		14	93%	15
ADIRONDACK MEDICAL CENTER		15			15
NOVANT HEALTH GOHEALTH URGENT CARE-HARRISBURG		8	7	47%	15
THE TRADITION OF THE PALM BEACHES		15			15
KEY WEST MEDICAL CENTER	1	14			15
FAMILY CARE CENTER OF ARLINGTON		10	5	33%	15
LAKE PLACID HEALTH AND REHABILITATION			15	100%	15
CARESPOT OF NOCATEE			15	100%	15
JOHN KNOX VILLAGE OF CENTRAL FLORIDA		12	3	20%	15
HUNTINGTON STATION URGENT CARE		14	1	7%	15
TOTTENVILLE CIRCLE URGENT CARE		15			15
ST VINCENT'S EAST		14	1	7%	15
JESSIE TRICE COMMUNITY HEALTH SYSTEM, INC		1	14	93%	15
LIGHTHOUSE PEDIATRICS OF NAPLES		11	4	27%	15
SHELBY BAPTIST MEDICAL CENTER		10	5	33%	15
ROBERT WOOD JOHNSON UNIVERSITY HOSP		12	2	14%	14
THOMAS INTERNAL MEDICINE		13	1	7%	14
NORTHWESTERN MEMORIAL HOSPITAL			14	100%	14
Belleair Healthcare Center		8	6	43%	14
BENTON HOUSE OF PORT ORANGE		8	6	43%	14
M&V SAN JOSE MEDICAL CENTER			14	100%	14
ROSLYN URGENT CARE		14			14
GROWING TOGETHER PEDIATRICS, LLC		11	3	21%	14
OCEANSIDE URGENT CARE		14			14
MORNINGSIDE MANOR & VILLA ADULT CARE C		14			14
ALAN L MELOTEK MD		14			14
PRATTVILLE BAPTIST HOSPITAL		11	3	21%	14
GLEN OAKS URGENT CARE		14			14
EXPRESS FAMILY CARE LLC			14	100%	14
NEW YORK METHODIST HOSPITAL		13	1	7%	14
Sovereign Laboratory Services, LLC		14			14
GULFSIDE HOSPICE INC		11	3	21%	14
SOUTHEASTERN OUTPATIENT SURGERY CENTER		14			14

COVID-19: testing by laboratory

Data through Jan 5, 2021 verified as of Jan 6, 2021 at 09:25 AM

Data in this report are provisional and subject to change.

The numbers in the table below represent the number of Florida and non-Florida residents for whom test results were received by the Department of Health. A person can be tested by more than one laboratory and can have both positive and negative results. **Therefore, the sum of the numbers in each column will be larger than the total number of people tested.**

Reporting lab	Inconclusive	Negative	Positive	Percent positive	Total
BIO-TECH CLINICAL LABORATORIES INC		14			14
SYNIVERSE WELLNESS CENTER		12	2	14%	14
PROMEDICA LABORITORIES		11	3	21%	14
WELLINGTON FAMILY PRACTICE		13	1	7%	14
COMMUNITY MEDICAL CARE CENTER INC			14	100%	14
BAPTIST MEDICAL CENTER EAST		11	3	21%	14
MERCY MEDICAL URGENT CARE CENTER INC		2	12	86%	14
FLORIDA HOSPITAL WINTER GARDEN		13	1	7%	14
GRAND VILLA OF ST. PETERSBURG		12	2	14%	14
PROFESSIONAL PARK PEDIATRICS PA			14	100%	14
POLK CHD BARTOW		13	1	7%	14
ADVANCED URGENT CARE		12	2	14%	14
49D2045214PHYSICIAN OFFICE-WAIVER-MEDEXPRESS URGENT CARE - HARRISONBU		6	8	57%	14
AUTUMN OF SARASOTA		12	2	14%	14
ASTORIA HEALTH AND REHABILITATION CENTER		13	1	7%	14
DEPT OF VA MEDICAL CENTER - BAY PINES			14	100%	14
MINUTECLINIC DIAGNOSTIC OF ILLINOIS L		12	2	14%	14
MEDEMERGE		13	1	7%	14
LONG TERM CARE OF JAY, LLC			14	100%	14
PANCARE HEALTH - BAY COUNTY - YOUNGSTOWN		13	1	7%	14
EPIPHANY HEALTH		8	6	43%	14
OSCEOLA ALF OPERATOR, LLC DBA□		14			14
HEALTHFIRST ADVENT HEALTH CENTRA CARE COCOA BEACH			14	100%	14
ST JOSEPH HOSPITAL		13	1	7%	14
HORIZON ALF		14			14
MEDEXPRESS URGENT CARE, MOON TOWNSHIP		13	1	7%	14
STATEN ISLAND UNIVERSITY HOSPITAL		13	1	7%	14
TOTAL ACCESS URGENT CARE			14	100%	14
SOUTHCORP LABORATORY		2	12	86%	14
SIGNATURE HEALTHCARE OF ORANGE PARK		14			14
BARNETT PARK□			14	100%	14
Summit Medical Group Westfield Lab		14			14
SUPERIOR RESIDENCES OF LECANTO			14	100%	14
BOCA SIMON		2	12	86%	14
COOPER HEALTHCARE		14			14
FUNGAL REFERENCE LABORATORY		12	2	14%	14
IN-OFFICE LAB		12	1	8%	13
HUDSON VALLEY HOSPITAL CENTER LABORATORY		12	1	8%	13
ESCAMBIA COMMUNITY CLINIC		2	11	85%	13
UNIVERSITY LAB			13	100%	13
TRINITY MEDICAL ASSOCIATES LLC			13	100%	13
CLINICAL LABORATORY SERVICES			13	100%	13
DYNAMIC DNA LAB		1	12	92%	13
JOSEPH SCHENKER MD PC DBA CENTERS URGENT		11	2	15%	13
REGENCY SQUARE MALL - SEARS		2	11	85%	13
PHELPS HOSPITAL LABORATORY		11	2	15%	13
SPRINGWOOD COURT		8	5	38%	13

COVID-19: testing by laboratory

Data through Jan 5, 2021 verified as of Jan 6, 2021 at 09:25 AM

Data in this report are provisional and subject to change.

The numbers in the table below represent the number of Florida and non-Florida residents for whom test results were received by the Department of Health. A person can be tested by more than one laboratory and can have both positive and negative results. **Therefore, the sum of the numbers in each column will be larger than the total number of people tested.**

Reporting lab	Inconclusive	Negative	Positive	Percent positive	Total
BASSETTI & ASSOCIATES, MD, PA			13	100%	13
SAFARI PEDIATRICS PA		12	1	8%	13
MINUTECLINIC DIAGNOSTIC OF TN PC #378		12	1	8%	13
LUCID DIAGNOSTICS LABS			13	100%	13
KRYSTAL BAY NURSING AND REHABILITATION		10	3	23%	13
AUBURN COMMUNITY HOSPITAL		12	1	8%	13
FLORIDA STATE HOSPITAL			13	100%	13
CAMPBELL URGENT CARE			13	100%	13
CLEVELAND CLINIC			13	100%	13
Wesley Place on Honeysuckle		11	2	15%	13
ROCKLEDGE		3	10	77%	13
RIVERSIDE COTTAGES AT THE SHORES, LLC			13	100%	13
COLLEGE POINT URGENT CARE		12	1	8%	13
SHELBY COUNTY HEALTH CARE CORPORATION		10	3	23%	13
ODYSSEY HEALTHCARE OF MARION COUNTY, LLC		13			13
BROOKDALE CANOPY OAKS			13	100%	13
VILLA OF KINGS AND QUEENS OF DELRAY		13			13
MONTEFIORE ST LUKE'S CORNWALL HOSPITAL		10	3	23%	13
HEALTH MED CENTERS		13			13
OPIS ISLAND LAKE CENTER		13			13
SANIBEL INTERNAL MEDICINE, LLC		11	2	15%	13
ORANGE REGIONAL MEDICAL CENTER LABORATORY		10	3	23%	13
CVS MINUTE CLINIC DIAGNOSTIC OF NORTH CAROL		12	1	8%	13
CORE LABORATORY		1	12	92%	13
SOUTHEAST FAMILY HEALTHCARE CENTER			13	100%	13
SUNSHINE ASSISTED LIVING		13			13
BROOKDALE DELAND			13	100%	13
BETHESDA HEALTH PHYSICIAN GROUP INC			13	100%	13
PARKWEST MEDICAL CENTER		11	2	15%	13
Sunnyside Care Center		13			13
DUVAL PHARMACY		9	4	31%	13
FAMILY AND INTERNAL MEDICINE AT AVALON PARK		11	2	15%	13
BROOKLYN HOSPITAL CENTER DOWNTOWN CAMPUS		13			13
ROWLETT MIDDLE ACADEMY		11	2	15%	13
FORT WALTON BEACH DEVELOPMENTAL CENTER		12	1	8%	13
JUST FOR KIDS PEDIATRICS		5	8	62%	13
EAR NOSE & THROAT ASSOCIATES OF MANATEE PA		13			13
CENTER ONE SURGERY CENTER		9	4	31%	13
Cross Care Center			13	100%	13
SOUTH NASSAU COMMUNITIES HOSPITAL		10	3	23%	13
REGENCY OAKS HEALTH CENTER		11	2	15%	13
BAPTIST MEMORIAL HEALTH CARE		11	2	15%	13
ST CLOUD PHYSICIAN MANAGEMENT LLC DBA ST CLOUD		7	6	46%	13
GRACE MEDICAL HOME		11	2	15%	13
WACO HHSSURGEWACO	1	10	1	8%	12
MAINSTREET FAMILY SELECT		1	11	92%	12
MELBOURNE FAMILY PRACTICE		11	1	8%	12

COVID-19: testing by laboratory

Data through Jan 5, 2021 verified as of Jan 6, 2021 at 09:25 AM

Data in this report are provisional and subject to change.

The numbers in the table below represent the number of Florida and non-Florida residents for whom test results were received by the Department of Health. A person can be tested by more than one laboratory and can have both positive and negative results. **Therefore, the sum of the numbers in each column will be larger than the total number of people tested.**

Reporting lab	Inconclusive	Negative	Positive	Percent positive	Total
MERCY MEDICAL CENTER		5	7	58%	12
Bon Secours Maria Manor		9	3	25%	12
MACKOUL PEDIATRICS FORT MYERS			12	100%	12
FHCP-PORT ORANGE		3	9	75%	12
Lady Lake Specialty Care			12	100%	12
BROOKDALE MANDARIN CENTRAL			12	100%	12
NORTHWEST FLORIDA SLEEP			12	100%	12
MD PLUS URGENT CARE, LLC			12	100%	12
GLEN OAKS HEALTH AND REHABILITATION CENTER			12	100%	12
TLC FAMILY CARE HOME INC		12			12
MASSACHUSETTS GENERAL HOSPITAL		1	11	92%	12
MI2297090CV HOLLAND-23D2189684		12			12
APPLE DIAGNOSTICS LAB		5	7	58%	12
FLORIDA DEPT OF HEALTH		4	8	67%	12
NEMOURS CHILDREN'S URGENT CARE, ORLANDO - WATERFORD LAKES			12	100%	12
MERIDIAN AT WATERWAYS, THE		10	2	17%	12
ROCKLAND URGENT CARE FAMILY HEALTH NP		12			12
IREPERTOIRE_MOL_LAB		12			12
OLIVE BRANCH HEALTH AND REHABILITATION CENTER			12	100%	12
BAYCARE MEDICAL GROUP INC			12	100%	12
BRYAN WHITFIELD MEMORIAL HOSPITAL		8	4	33%	12
BROWARD DIALYSIS			12	100%	12
NCHD		3	9	75%	12
ACADIAN DIAGNOSTIC LABORATORIES		8	4	33%	12
MEDEXPRESS URGENT CARE - ROBINSON TWP, STEUBENVILLE PIKE		11	1	8%	12
BRIDGEWAY HEALTH CLINICS INC			12	100%	12
UR CARE FAMILY AND SPORTS MEDICINE			12	100%	12
CARDIOLOGY AND MEDICINE ASSOCIATES INC		12			12
ADVENT HEALTH - KISSIMMEE		3	9	75%	12
INNOVATIVE RESEARCH OF WEST FLORIDA		9	3	25%	12
FLORIDA DEPARTMENT OF HEALTH IN HILLSBOROUGH COUNTY			12	100%	12
MINUTECLINIC, LLC, DBA MINUTECLINIC #5		10	2	17%	12
MINUTECLINIC DIAGNOSTIC OF RHODE ISLAND, LLC #590		12			12
MINUTECLINIC DIAGNOSTIC PA		11	1	8%	12
WALGREEN		4	8	67%	12
Baldwin Pediatrix		12			12
Consulate Health Care of Jacksonville			12	100%	12
MCWHORTER SCHOOL OF PHARMACY		12			12
VALLEY IMMEDIATE CARE		10	2	17%	12
BVL PEDIATRICS		12			12
LAB UNKNOWN		1	11	92%	12
WORLD WRESTLING ENTERTAINMENT			12	100%	12
BROOKDALE PADDOCK HILLS		12			12
UC HEALTH UNIVERSITY HOSPITAL		10	2	17%	12
SUWANNEE COUNTY JAIL		11	1	8%	12
BLISS HEALTHCARE SERVICES		1	11	92%	12
NAPLES GREEN VILLAGE		12			12

COVID-19: testing by laboratory

Data through Jan 5, 2021 verified as of Jan 6, 2021 at 09:25 AM

Data in this report are provisional and subject to change.

The numbers in the table below represent the number of Florida and non-Florida residents for whom test results were received by the Department of Health. A person can be tested by more than one laboratory and can have both positive and negative results. **Therefore, the sum of the numbers in each column will be larger than the total number of people tested.**

Reporting lab	Inconclusive	Negative	Positive	Percent positive	Total
VERITAS RESEARCH CORP			12	100%	12
CHILDRENS MEDICAL CENTER			12	100%	12
PRIMARY CARE MEDICINE	1	10	1	8%	12
ST PETER'S UNIVERSITY HOSPITAL		9	3	25%	12
MINUTECLINIC DIAGNOSTICS MEDICAL GROUP		12			12
BEST MEDICAL CENTER		8	4	33%	12
SUMMIT ATLANTIC SURGERY CENTER		12			12
MAITLAND PRIMARY CARE		9	3	25%	12
AMELIA ASSISTED LIVING FACILITY		12			12
MARQUES PEDIATRICS			12	100%	12
STEWART MELBOURNE HOSPITAL, INC	1		11	92%	12
FAMILY CARE			12	100%	12
FLORIDA ATLANTIC UNIVERSITY		10	2	17%	12
LEON CHD		12			12
MINUTECLINIC DIAGNOSTIC OF MICHIGAN		11	1	8%	12
LONG ISLAND JEWISH VALLEY STREAM		12			12
WOODHOUSE INC		12			12
VPA PC LAB		12			12
FORT CAROLINE GARDENS, INC		11	1	8%	12
WAKULLA COUNTY HEALTH DEPARTMENT		5	7	58%	12
DEPT OF VA MED CENTE-WEST PALM BEACH			12	100%	12
COMPREHENSIVE CHILDCARE ASSOCIATES		8	4	33%	12
LIFE CARE OF PORT SAINT LUCIE		3	9	75%	12
FLUSHING HOSPITAL MEDICAL CENTER		9	3	25%	12
CVS MINUTE CLINIC DIAGNOSTIC OF TEXAS LLC		9	3	25%	12
WELLMED AT NEW TAMPA		7	4	36%	11
ELITE HOME HEALTH SERVICES		11			11
MEDICAL CENTER AFFILIATES WEST PALM			11	100%	11
MINUTE CLINIC DIAGNOSTIC OF VIRGINIA		8	3	27%	11
MINUTECLINIC DIAGNOSTIC OF PENNSYLVANI		11			11
NIGHT LITE PEDIATRICS CENTER, LLC		1	10	91%	11
PATHLINE			11	100%	11
TOWERS HOME CARE☐		11			11
PROHEALTH CARE ASSOCIATES MOBILE		9	2	18%	11
FIRST CHOICE PEDIATRICS INC		10	1	9%	11
ROBERT H JENKINS JR VETERANS' DOMICILIARY HOME OF		10	1	9%	11
St. Annes Nursing Center, St. Annes Residence, Inc.		11			11
CHARLOTTE CHD PORT CHARLOTTE		10	1	9%	11
MINUTECLINIC DIAGNOSTIC OF NORTH CAROLINA PC		9	2	18%	11
FORT HAMILTON URGENT CARE		11			11
LEHIGH VALLEY HOSPITAL		3	8	73%	11
PINELLAS COUNTY HEALTH DEPARTMENT		2	9	82%	11
LAKELAND HILLS CENTER		4	7	64%	11
MINUTECLINIC MINUTECLINIC #8746		11			11
LYSTER ACH FT RUCKER AL		10	1	9%	11
PRIMECARE ACQUISITION FAMILY PRACTICE INC		11			11
MORTON PLANT MEASE			11	100%	11

COVID-19: testing by laboratory

Data through Jan 5, 2021 verified as of Jan 6, 2021 at 09:25 AM

Data in this report are provisional and subject to change.

The numbers in the table below represent the number of Florida and non-Florida residents for whom test results were received by the Department of Health. A person can be tested by more than one laboratory and can have both positive and negative results. **Therefore, the sum of the numbers in each column will be larger than the total number of people tested.**

Reporting lab	Inconclusive	Negative	Positive	Percent positive	Total
RAINBOW PEDIATRICS			11	100%	11
MHHS All Lab Subsection		11			11
MEDEXPRESS URGENT CARE-ALTOONA		9	2	18%	11
UNIV OF NORTH ALABAMA HEALTH CENTER		11			11
CARE FAST MURABELLA		7	4	36%	11
WINTER PARK CARE AND REHABILITATION			11	100%	11
INN AT LAKE SEMINOLE SQUARE, THE		11			11
BAPTIST PRIMARY CARE PONTE VEDRA		6	5	45%	11
TREASURE COAST URGENT CARE			11	100%	11
ALCOVE ASSISTED LIVING FACILITY		11			11
UMHC/SYLVESTER AT KENDALL		1	10	91%	11
ACCESS MEDICAL CENTER			11	100%	11
MI CASA DORADA ASSISTED LIVING FACILIT		11			11
MAGNOLIA PEDIATRICS		2	9	82%	11
DARDEN WELLNESS CENTER		9	2	18%	11
NORTHERN WESTCHESTER HOSPITAL LABORATORY		9	2	18%	11
BHA CENTRAL COUNTY CLINIC		1	10	91%	11
REDMED CLINIC OF ARLINGTON		10	1	9%	11
BARTON FAMILY PRACTICE		7	4	36%	11
COLORADO DEPARTMENT OF PUBLIC HEALTH AND ENVIRONMENT			11	100%	11
THE TERRACE OF SAINT CLOUD		9	2	18%	11
AVOW HOSPICE INC		11			11
DMH STEINHATCHEE FAMILY MEDICINE		8	3	27%	11
AIM LABORATORIES			11	100%	11
TROPICANA		5	6	55%	11
SEMORAN FAMILY HEALTH LLC		10	1	9%	11
BLOUNT MEMORIAL HOSPITAL		10	1	9%	11
PALM BEACH PATHOLOGY		9	2	18%	11
MINUTECLINIC, LLC, DBA MINUTECLINIC #2544		10	1	9%	11
BELLEVUE HOSPITAL CENTER DEPARTMENT		11			11
MINUTECLINIC DIAGNOSTIC OF NORTH CAROLINA		11			11
VIRTUA WEST JERSEY HOSPITAL VOORHEES		9	2	18%	11
ADVENTHEALTH MEDICAL GROUP FAMILY MEDICINE		11			11
Citymd Of Lacey		10	1	9%	11
HIALEAH HOSPITAL RESPIRATORY DEPT			11	100%	11
ADVENT HEALTH - DELTONA ER		1	10	91%	11
UNIVERSITY CENTRA CARE		10	1	9%	11
MULBERRY'S MOBILE PROVIDER SERVICES LLC□			11	100%	11
The Waterford		11			11
QUOTIENT SCIENCES LABS LLC			11	100%	11
IMA MEDICAL CENTER		4	7	64%	11
FAMILY PRACTICE ON THE GO		6	5	45%	11
COVANCE CENTRAL LABORATORY			10	100%	10
MID FLORIDA PATHOLOGY LLC		9	1	10%	10
MEDEX REGIONAL LABORATORIES LLC		1	9	90%	10
HOLIDAY MEDICAL ASSOCIATES		1	9	90%	10
INTERMOUNTAIN CENTRAL LAB		1	9	90%	10

COVID-19: testing by laboratory

Data through Jan 5, 2021 verified as of Jan 6, 2021 at 09:25 AM

Data in this report are provisional and subject to change.

The numbers in the table below represent the number of Florida and non-Florida residents for whom test results were received by the Department of Health. A person can be tested by more than one laboratory and can have both positive and negative results. **Therefore, the sum of the numbers in each column will be larger than the total number of people tested.**

Reporting lab	Inconclusive	Negative	Positive	Percent positive	Total
APPALACHIAN REGIONAL HEALTHCARE SYSTEM		10			10
LAKE NONA MEDICAL SERVICES		3	7	70%	10
VITALANT		1	9	90%	10
MEYER PEDIATRICS CHTD		10			10
NORTH OKALOOSA PHYSICIAN GROUP		10			10
MEDEXPRESS URGENT CARE - SEMINOLE SQUA		9	1	10%	10
81ST MEDICAL GROUP			10	100%	10
VETERNANS ADMINISTRATION			10	100%	10
CAREATC			10	100%	10
PBSO WEST PALM FAMILY PRACTICE		1	9	90%	10
ARNOT OGDEN MEDICAL CENTER LABORATORY		10			10
BROOKDALE PANAMA CITY		9	1	10%	10
EAR NOSE AND THROAT ASSOCIATES OF MANATEE, P.A.		7	3	30%	10
CLEARWATER EMPLOYEE HEALTH CLINIC		4	6	60%	10
MEDEXPRESS URGENT CARE - TIMBERLAKE		10			10
URGENT TEAM		7	3	30%	10
MINIMALLY INVASIVE VASCULAR INC		10			10
BEAUMONT LABORATORY			10	100%	10
NEW JERSEY DEPARTMENT OF HEALTH COMMUNICABLE DISEASE SERVICE		3	7	70%	10
CARENOW URGENT CARE-BRENTWOOD		8	2	20%	10
MEDICAL LABORATORY DIAGNOSTICS			10	100%	10
BROWARD HEALTH CARE			10	100%	10
ADVENT HEALTH - WINTER HAVEN		6	4	40%	10
OHIO STATE UNIVERSITY MEDICAL CENTER			10	100%	10
PBC PREMIER FAMILY HEALTH			10	100%	10
METHODIST MEDICAL CENTER		7	3	30%	10
MEDEXPRESS URGENT CARE PARKERSBURG		8	2	20%	10
GENTIVA HEALTH SERVICES		9	1	10%	10
ONEIDA HEALTHCARE CENTER		8	2	20%	10
CORONA PATHOLOGY		10			10
Maury Regional Hospital		6	4	40%	10
GRAND VILLA OF DELAND		9	1	10%	10
ANGELS DIAGNOSTIC GROUP		8	2	20%	10
TENNESSEE DEPARTMENT OF HEALTH (TDH) - CENTRAL LABORATORY		2	8	80%	10
EMERALD COAST PEDIATRICS			10	100%	10
HORIZON MEDICAL GROUP		8	2	20%	10
BOCA RATON REGIONAL HOSPITAL LAB			10	100%	10
CREATIVE TESTING SOLUTIONS		3	7	70%	10
OCALA OAKS REHABILITATION CENTER		7	3	30%	10
Jupiter Medical Center Pavilion		9	1	10%	10
CBC LAB		3	7	70%	10
JOSEF SCHENKER MD PC		10			10
AMBRY GENETICS CORPORATION		10			10
DESOTO HEALTH AND REHAB LLC		7	3	30%	10
JFK MEDICAL CENTER NORTH LAB		1	9	90%	10
MARKET STREET VIERA		10			10
MID-FLORIDA PATHOLOGY, LLC		10			10

COVID-19: testing by laboratory

Data through Jan 5, 2021 verified as of Jan 6, 2021 at 09:25 AM

Data in this report are provisional and subject to change.

The numbers in the table below represent the number of Florida and non-Florida residents for whom test results were received by the Department of Health. A person can be tested by more than one laboratory and can have both positive and negative results. **Therefore, the sum of the numbers in each column will be larger than the total number of people tested.**

Reporting lab	Inconclusive	Negative	Positive	Percent positive	Total
BUREAU OF PUBLIC HEALTH		1	9	90%	10
EMERALD COAST HOSPICE - CRESTVIEW		10			10
Hialeah Nursing And Rehabilitation Center		6	4	40%	10
PANCARE HEALTH - WEWA ELEMENTARY			10	100%	10
BIOTECH CLINICAL LABORATORIES, INC.		1	9	90%	10
PANCARE HEALTH - VERNON ELEMENTARY			10	100%	10
URGENT CARE CENTER AT PINNACLE		4	6	60%	10
UNIVERSITY HOSPITAL UC HEALTH		6	4	40%	10
WATSON HEALTHCARE		7	3	30%	10
SOUTHEASTERN LABORATORY			10	100%	10
HCR MANORCARE		10			10
LAKE BALDWIN CBOC		9	1	10%	10
SONATA BOYNTON BEACH		9	1	10%	10
COMMUNITY HEALTH CENTER		2	8	80%	10
RAINBOW PEDIATRIC CENTER		2	8	80%	10
GENESIS		7	3	30%	10
MINUTECLINIC #8699		7	3	30%	10
GADSDEN REGIONAL MEDICAL CENTER		10			10
JUPITER MEDICAL CENTER URGENT CENTER		4	6	60%	10
GERALD J KIVETT MD		10			10
AVANTE ST CLOUD		7	3	30%	10
VASCONCELLO COHEN MD PA		9	1	10%	10
STERLING HOUSE OF PUNTA GORDA		10			10
LUTHERAN HAVEN ASSISTED LIVING		9			9
LODGE HEALTH AND REHABILITATION CENTER, THE		9			9
ADVENTHEALTH MEDICAL GROUP		9			9
ILLINOIS DEPT OF PUBLIC HEALTH LAB - SPRINGFIELD			9	100%	9
SAMARITAN MEDICAL CENTER		9			9
AVALON FAMILY RESORT ASSISTED LIVING LLC		9			9
RICHMOND UNIVERSITY MEDICAL CENTER		7	2	22%	9
NATURE COAST REGIONAL MEDICAL CENTER			9	100%	9
STATEN ISLAND UNIVERSITY HOSPITAL SEGUINE AVE		9			9
FAMILY MEDICINE AT HUNTERS CREEK		9			9
PATEL MEDICAL VENTURES		8	1	11%	9
MINUTECLINIC DIAGNOSTIC OF MICHIGAN PC		9			9
MOUNT DORA PEDIATRICS		8	1	11%	9
MOLECULAR PATHOLOGY LABORATORY			9	100%	9
PLYMOUTH HARBOR INCORPORATED		9			9
ANY LAB TEST NOW INC			9	100%	9
MAINSTREET FAMILY CARE			9	100%	9
CHEMISYS LABORATORIES		1	8	89%	9
WELLMED AT LAKE COPELAND		5	4	44%	9
ALBIBI		1	8	89%	9
TEXAS DEPARTMENT OF STATE HEALTH SERVICES		2	7	78%	9
PREMIER LABORATORY SERVICES, LLC		5	4	44%	9
LPG PEDIATRICS AT PAGE FIELD		9			9
GCPM MANUAL MICROBIOLOGY		1	8	89%	9

COVID-19: testing by laboratory

Data through Jan 5, 2021 verified as of Jan 6, 2021 at 09:25 AM

Data in this report are provisional and subject to change.

The numbers in the table below represent the number of Florida and non-Florida residents for whom test results were received by the Department of Health. A person can be tested by more than one laboratory and can have both positive and negative results. **Therefore, the sum of the numbers in each column will be larger than the total number of people tested.**

Reporting lab	Inconclusive	Negative	Positive	Percent positive	Total
SIPARADIGM LLC		1	8	89%	9
Stratford Court of Palm Harbor		8	1	11%	9
WELLMED AT PLANT CITY		6	3	33%	9
HAZELDEN FLORIDA		9			9
WADSWORTH CENTER - DAVID AXELROD INSTITUTE		8	1	11%	9
ARDEN COURTS OF PALM HARBOR			9	100%	9
MOSOLF PEDIATRICS			9	100%	9
TMH PHYSICIAN PARTNERS - MONTICELLO		8	1	11%	9
FAMILY HEALTH CENTER			9	100%	9
UNAVAILABLE/UNKNOWN/NO INFORMATION FOUND			9	100%	9
NORTHSHORE UNIVERSITY HEALTHSYSTEM EVANSTON HOSPITAL LAB			9	100%	9
OMNI			9	100%	9
NORTHBROOK CENTER FOR□		8	1	11%	9
KIDSVILLE PEDIATRICS			9	100%	9
FIRST CHOICE PEDIATRICS WINTER SPRINGS		9			9
CARENOW URGENT CARE - EAST NASHVILLE		8	1	11%	9
BAY BREEZE HEALTH AND REHABILITATION CENTER		6	3	33%	9
MIDMICHIGAN MEDICAL CENTER			9	100%	9
CHILDREN'S HEALTH CENTER INC.		7	2	22%	9
ADVENTHEALTH MEDICAL GROUP CARE CLINIC AT		7	2	22%	9
MICHIGAN DEPARTMENT OF COMMUNITY HEALTH		1	8	89%	9
TELEVISIT PALM BAY FAMILY PRACTICE		7	2	22%	9
BAYFRONT HEALTH ST PETERSBURG		8	1	11%	9
MD NOW MEDICAL CENTERS INC			9	100%	9
LIFE CARE CENTER OF PORT ST. LUCIE		6	3	33%	9
WELLMED AT SOUTH PARSONS		8	1	11%	9
OUR HOME AT BEACON HILL			9	100%	9
NORTHWEST FLORIDA ENT, PA		3	6	67%	9
MINUTECLINIC, LLC		7	2	22%	9
OCOOE PEDIATRICS		8	1	11%	9
NEMOURS CHILDREN'S PRIMARY CARE VERO BEACH			9	100%	9
SIGMUND LABS LLC		9			9
VILLAGE PLACE HEALTH AND REHAB		9			9
PEDIATRIC HEALTH CARE ALLIANCE			9	100%	9
CARENOW URGENT CARE-MT JULIET		8	1	11%	9
RIVERSIDE MEDICAL GROUP		8	1	11%	9
PARROTT MEDICAL CLINIC			9	100%	9
BAYONET POINT HOSPITAL			9	100%	9
FLORIDA ENDOSCOPY & SURGERU CTR LLC		9			9
DIEGO FALLON MD PA		6	3	33%	9
LAKE NONA MEDICAL SERVICE LLC		9			9
PINELLAS INTERNAL MEDICINE ASSOCIATES		8	1	11%	9
ISLAND LAKE CENTER		4	5	56%	9
PRECISION GENETICS			9	100%	9
MINUTE CLINIC DIAGNOSTIC OF NEW JERSEY		9			9
BAYA URGENT CARE LLC		1	8	89%	9
CONSULATE HEALTH CARE		7	1	13%	8

COVID-19: testing by laboratory

Data through Jan 5, 2021 verified as of Jan 6, 2021 at 09:25 AM

Data in this report are provisional and subject to change.

The numbers in the table below represent the number of Florida and non-Florida residents for whom test results were received by the Department of Health. A person can be tested by more than one laboratory and can have both positive and negative results. **Therefore, the sum of the numbers in each column will be larger than the total number of people tested.**

Reporting lab	Inconclusive	Negative	Positive	Percent positive	Total
ADVENT HEALTH - FOUR CORNERS ER		8			8
CVS MINUTE CLINIC DIAGNOSTIC OF WISCONSIN		8			8
BAPTIST OUTPATIENT			8	100%	8
ST CLOUD MEDICAL GROUP		8			8
CVS MINUTE CLINIC, LLC		6	2	25%	8
CIAN DIAGNOSTICS			8	100%	8
HARBORCHASE OF DR PHILLIPS		7	1	13%	8
MEDEXPRESS URGENT CARE-KATY		5	3	38%	8
PERSONAL PEDIATRICS PA		6	2	25%	8
NORTHWEST FLORIDA COMMUNITY HOSPITAL LABORATORY		8			8
MONROE COUNTY HOSPITAL		6	2	25%	8
GOOD SAMARITAN SOCIETY OF DAYTONA		6	2	25%	8
WHITE SANDS OUTPATIENT SERVICES (WSOP SERVICES LLC		8			8
PASSPORT HEALTH			8	100%	8
FAMILY MEDICINE AT LONGWOOD			8	100%	8
RED MOUNTAIN DIAGNOSTICS		8			8
COASTAL FAMILY PRACTICE		5	3	38%	8
FLORIDA CLINICAL LAB		1	7	88%	8
ALACHUA COUNTY HEALTH DEPARTMENT		1	7	88%	8
JOHNS HOPKINS MEDICAL LABORATORIES		1	7	88%	8
MEDEXPRESS URGENT CARE MONACA		8			8
CVS MINUTE CLINIC DIAGNOSTIC MED GRP OF CA		8			8
SURGOINSVILLE PHARMACY		8			8
MEDEXPRESS URGENT CARE - MONROE		8			8
WESTCHESTER GENERAL HOSPITAL BLOOD GAS LAB			8	100%	8
GOLISANO CHILDREN'S HOSPITAL OF SOUTHWEST FLORIDA		6	2	25%	8
MEDEXPRESS URGENT CARE-LATROBE		8			8
X-GENE MOLECULAR LABS		1	7	88%	8
CVS PHARMACY NO 274		8			8
WANTAGH URGENT CARE		6	2	25%	8
GENE STREET LABORATORIES, LLC		6	2	25%	8
ACCESS PHARMACY		8			8
GENEUS DIAGNOSTICS			8	100%	8
LAKEVIEW HEALTH SYSTEMS			8	100%	8
MEADOWCREST FAMILY PHYSICIANS PA			8	100%	8
MINUTECLINIC DIAGNOSTIC OF TN PC #566		7	1	13%	8
ATLANTIC CONSOLIDATED LABORATORY		8			8
St Joseph's Hospital & Medical Center		8			8
MONTEFIORE MEDICAL CENTER LABORATORIES - NORTH		8			8
CARROLL GARDENS URGENT CARE		8			8
ROBERT WOOD JOHNSON HOSPITAL		7	1	13%	8
FLORIDA DEPARTMENT OF HEALTH IN WALTON COUNTY		7	1	13%	8
WALGREENS 2941		7	1	13%	8
ALLINA HEALTH - ABBOTT NORTHWESTERN HOSPITAL		5	3	38%	8
ADVANCE URGENT CARE CENTER, LLC			8	100%	8
ORMOND BEACH CENTRA CARE			8	100%	8
WALK IN URGENT CARE			8	100%	8

COVID-19: testing by laboratory

Data through Jan 5, 2021 verified as of Jan 6, 2021 at 09:25 AM

Data in this report are provisional and subject to change.

The numbers in the table below represent the number of Florida and non-Florida residents for whom test results were received by the Department of Health. A person can be tested by more than one laboratory and can have both positive and negative results. **Therefore, the sum of the numbers in each column will be larger than the total number of people tested.**

Reporting lab	Inconclusive	Negative	Positive	Percent positive	Total
BEAUMONT EMERGENCY CENTER			8	100%	8
OHIO CVS STORES, LLC DBA		8			8
HUNTINGTON VILLAGE URGENT CARE		8			8
TBI RESIDENTIAL SERVICES, INC.		8			8
MID-HUDSON VALLEY DIVISION OF WESTCHESTER MEDICAL		8			8
FOUNTAINVIEW BY FIVE STAR QUALITY CARE		7	1	13%	8
MEDEXPRESS URGENT CARE - WINCHESTER GATEWAY		6	2	25%	8
MEDEXPRESS URGENT CARE - CHRISTIANBURG		7	1	13%	8
NIGHT OWL PEDIATRICS URGENT CARE			8	100%	8
GIBBENS FAMILY MEDICAL, LLC		7	1	13%	8
PENSACOLA CLUSTER			8	100%	8
INTERNAL MEDICINE ASSOCIATES OF JACKSON HOSPITAL			8	100%	8
ST PETERSBURG PEDIATRICS		1	7	88%	8
SENIOR HOME CARE INC		8			8
UNIVERSITY MEDICAL CENTER		8			8
FLORIDA HEART AND VASCULAR MULTISPECIALTY GROUP		8			8
DOCTOR'S IN-HOUSE LAB/COMMUNITY HEALTH CENTERS OF PINELLAS – CLEARWATE			8	100%	8
Hackensack Umc Mountainside		8			8
AVENTURA HOSPITAL AND MEDICAL CENTER			8	100%	8
SYLVESTER AT PLANTATION LABORATORY		7	1	13%	8
WINSHIPS PHARMACY INC		8			8
MEDEXPRESS URGENT CARE - BENTON HARBOR		8			8
EMERGENCY MEDICAL CENTER		3	5	63%	8
PASSPORT HEALTH OF TAMPA BAY		8			8
DOCTOR'S IN HOUSE LAB			8	100%	8
BLOCK NATION CHASE		4	4	50%	8
MEDEXPRESS URGENT CARE - PANTOPS		7	1	13%	8
COLLIER COUNTY HEALTH DEPT.		4	4	50%	8
FHCP-ORANGE CITY			8	100%	8
SIDDH INC DBA SAN CARLOS PHARMACY		6	2	25%	8
MEDEXPRESS URGENT CARE - LAFAYETTE		7	1	13%	8
URGENT CARE & FAMILY PRACTICE CENTER			8	100%	8
HOLY NAME MEDICAL CENTER	1	6	1	13%	8
ADVANCED DIAGNOSTIC LABORATORY		1	7	88%	8
LAKES DIALYSIS CENTER INC			8	100%	8
LIFE CARE CITRUS COUNTY			8	100%	8
SAMARITAN HOSPITAL LABORATORY		7	1	13%	8
ST. JOSEPH HOSPITAL AND HEALTH CARE INC.			8	100%	8
BAPTIST HEALTH			8	100%	8
HEALTHMARK REGIONAL HOSPITAL LAB		4	4	50%	8
EXECUTIVE MEDICAL SERVICES		8			8
DOH-TAMPA BRANCH LABORATORY (MLK BLVD)		4	4	50%	8
GULF COAST MEDICAL GROUP		2	6	75%	8
BARTON PARKER OD PC		8			8
MEDEXPRESS URGENT CARE - WASHINGTON		6	2	25%	8
JX REF LAB			8	100%	8
CROSSROADS URGENT CARE, PLLC		8			8

COVID-19: testing by laboratory

Data through Jan 5, 2021 verified as of Jan 6, 2021 at 09:25 AM

Data in this report are provisional and subject to change.

The numbers in the table below represent the number of Florida and non-Florida residents for whom test results were received by the Department of Health. A person can be tested by more than one laboratory and can have both positive and negative results. **Therefore, the sum of the numbers in each column will be larger than the total number of people tested.**

Reporting lab	Inconclusive	Negative	Positive	Percent positive	Total
THE WOLFF CENTER FOR CHILD & ADOLESCENT HEALTH			8	100%	8
BAYLOR GENETICS		6	2	25%	8
MINUTECLINIC DIAGNOSTIC OF LOUISIANA		7	1	13%	8
BREVARD HEALTH ALLIANCE INC, THE		2	5	71%	7
ECLRS		2	5	71%	7
PUTNAM COUNTY EMERGENCY RESCUE SERVICE		4	3	43%	7
LAB UNKNOW		6	1	14%	7
VERMONT DEPARTMENT OF HEALTH		1	6	86%	7
QUE		4	3	43%	7
SCHOOL OF PHARMACY AND PHARMACEUTICAL		7			7
Thermopolis Rehabilitation Wellness		7			7
SOUTH COM HEALTH CLINIC, DEPT. OF THE ARMY		7			7
NORTON HEALTHCARE			7	100%	7
BAYCARE MEDICAL GROUP		1	6	86%	7
NEW YORK PRESBYTERIAN - LOWER MANHATTAN		7			7
LEPE'S HOUSE			7	100%	7
AVON PARK PEDIATRICS			7	100%	7
PALM POINT BEHAVIORAL HEALTH		7			7
MEDEXPRESS URGENT CARE - FAYETTEVILLE		5	2	29%	7
PUTNAM COUNTY SHERIFFS OFFICE		6	1	14%	7
Clearwater Center		6	1	14%	7
HEARTLAND PEDIATRICS OF LAKE PLACID			7	100%	7
JUPITER ISLAND PUBLIC SAFETY		5	2	29%	7
GARDENS HEALTH NH LLC		7			7
AZALEA HEALTH		2	5	71%	7
CHILDREN'S HEALTHCARE OF ATLANTA/EGLESTON		7			7
FLORIDA CENTER FOR DERMATOLOGY LABORATORY			7	100%	7
DOCTOR'S IN-HOUSE LAB/COMMUNITY HEALTH CENTERS OF PINELLAS -PINELLAS P			7	100%	7
HEALTH CARE LABORATORY SERVICES		1	6	86%	7
PENINSULA CARE AND REHABILITATION CENTER			7	100%	7
SARASOTA - ROBERT L TAYLOR COMMUNITY CENTER		1	6	86%	7
LEE COUNTY HEALTH DEPARTMENT		4	3	43%	7
WOODLAND TOWERS		6	1	14%	7
HOLY GARDEN ALF, INC.		7			7
CVS PHARMACY #8800		5	2	29%	7
MONTEFIORE NYACK HOSPITAL AFFILIATED LABORATORY		7			7
HEALTHWORKS MED GROUP OF FLORIDA PA		2	5	71%	7
HUNTINGTON URGENT CARE		7			7
FLORIDA DIGESTIVE AND LIVER SPECIALIST		7			7
ADVENTHEALTH MEDICAL GROUP FAMILY & INTERNAL		4	3	43%	7
GUARDANT HEALTH		4	3	43%	7
ARCHBOLD MEMORIAL HOSPITAL/LAB		3	4	57%	7
CORNER OAK ESTATE LLC		7			7
GENTRY PARK ORLANDO ASSISTED LIVING		6	1	14%	7
METROPOLITAN HOSPITAL CENTER		6	1	14%	7
MEDEXPRESS URGENT CARE - MAPLE DRIVE		7			7
WILDLIGHT LAB			7	100%	7

COVID-19: testing by laboratory

Data through Jan 5, 2021 verified as of Jan 6, 2021 at 09:25 AM

Data in this report are provisional and subject to change.

The numbers in the table below represent the number of Florida and non-Florida residents for whom test results were received by the Department of Health. A person can be tested by more than one laboratory and can have both positive and negative results. **Therefore, the sum of the numbers in each column will be larger than the total number of people tested.**

Reporting lab	Inconclusive	Negative	Positive	Percent positive	Total
ORLANDO HEALTH PHYSICIAN ASSOCIATES		4	3	43%	7
SEA LEVEL LABS			7	100%	7
MED LABS DIAGNOSTICS		4	3	43%	7
COMMUNITY MEDICAL AND DENTAL CARE INC		7			7
MINUTE CLINIC LLC #5733		7			7
ENT AND ALLERGY ASSOCIATES OF FLORIDA LLC		6	1	14%	7
Consulate Health Care of Brandon		7			7
RIVERVIEW REGIONAL MEDICAL CENTER		6	1	14%	7
ROSS MEDICAL GROUP			7	100%	7
WYOMING COUNTY COMMUNITY HOSPITAL LABORATORY		7			7
NASSAU COUNTY JAIL		7			7
MINUTECLINIC DIAGNOSTIC OF HAWAII LLC		7			7
ARCPPOINT LABS OF WEST PALM BEACH			7	100%	7
AEGIS MEDICAL GROUP			7	100%	7
DOCTORS MEDICAL CENTER OF WALTON COUNTY CLINIC			7	100%	7
IRL MARKET LAB			7	100%	7
FLORIDA HOSPITAL WINTER PARK		6	1	14%	7
ALLEGRO - TAMPA	1	4	2	29%	7
LYNMOORE,THE		7			7
ST JUDE LABORATORIES		5	2	29%	7
LABCORP TAMPA		5	2	29%	7
BAPTIST PRIMARY BLACK CREEK SOUTH			7	100%	7
KEYSTONE PLACE AT NAPLES PRESERVE		4	3	43%	7
ORANGE PARK PEDIATRIC ASSOCIATES		1	6	86%	7
THE MARY IMOGENE BASSETT HOSPITAL		7			7
URGENT TEAM MANAGEMENT OF TENNESSEE		7			7
TNC WALK IN CLINIC		4	3	43%	7
PBC FOUND CARE INC			7	100%	7
BROOKDALE PENSACOLA		7			7
HOLMES COUNTY HEALTH DEPARTMENT		3	4	57%	7
DOCTORS CLINICAL LABORATORY, INC		5	2	29%	7
URGENT FAMILY CARE INC		4	3	43%	7
BAPTIST PEDIATRICS		6	1	14%	7
NOVANT HEALTH INPATIENT CARE		2	5	71%	7
MEDEXPRESS URGENT CARE, BUTLER		4	3	43%	7
UNIVERSITY OF WASHINGTON MEDICAL CENTER			7	100%	7
PEDIATRICS OF CENTRAL FLORIDA		5	2	29%	7
MEDEXPRESS URGENT CARE CHARLESTON		5	2	29%	7
MULBERRY CARE CENTER		4	3	43%	7
TRUE HEALTH		5	2	29%	7
DIAGNOSTIC CLINIC		6	1	14%	7
VETERANS AFFAIRS MEDICAL CENTER - OUTPATIENT			7	100%	7
WATERFORD AT CREEKSIDE, THE			7	100%	7
JACKSON CLINIC PA,THE		3	4	57%	7
DORAL URGENT CARE			7	100%	7
MISSOURI DEPARTMENT OF HEALTH AND SENIOR SERVICES			7	100%	7
TRUE HEALTH DIAGNOSTICS		1	6	86%	7

COVID-19: testing by laboratory

Data through Jan 5, 2021 verified as of Jan 6, 2021 at 09:25 AM

Data in this report are provisional and subject to change.

The numbers in the table below represent the number of Florida and non-Florida residents for whom test results were received by the Department of Health. A person can be tested by more than one laboratory and can have both positive and negative results. **Therefore, the sum of the numbers in each column will be larger than the total number of people tested.**

Reporting lab	Inconclusive	Negative	Positive	Percent positive	Total
CARENOW URGENT CARE-MADISON		7			7
BRADENTON PHYSICIANS MEDICAL CENTER			7	100%	7
MEDLABS DIAGNOSTICS		7			7
RIVER OAKS TREATMENT CENTER			7	100%	7
Ocoee Health Care Center		7			7
CLEVELAND TENNESSEE HOSPITAL COMPANY		6	1	14%	7
MONTEFIORE MEDICAL CENTER LABORATORIES - WEILER		5	2	29%	7
CENTRAL FLORIDA PEDIATRIC URGENT CARE LLC		6	1	14%	7
WELLMED AT PORT ST LUCIE WEST		6	1	14%	7
LUXOR SCIENTIFIC LLC		1	6	86%	7
HEALTH NETWORK LABORATORIES		6	1	14%	7
THE VILLAGES HEALTH		5	2	29%	7
FLORIDA HOSPITAL KISSIMMEE		4	3	43%	7
Rosewood Healthcare and Rehabilitation Center		5	2	29%	7
ST PETERSBURG PEDIATRICS-EAST BAY			7	100%	7
CVS HEALTH, #3396		7			7
JUNO DERMATOLOGY LLC		5	2	29%	7
Sunset Lake Health and Rehabilitation Center		7			7
ASHRAF MEDICAL GROUP PLLC DBA PULSE M		6	1	14%	7
ALACHUA			7	100%	7
DEPARTMENT OF HEALTH- CITRUS COUNTY			7	100%	7
ORANGE PARK PEDIATRICS		4	3	43%	7
PUBLIC HEALTH LAB		6			6
OPTUMCARE SOUTH FLORIDA, LLC		4	2	33%	6
FLORIDA WOMAN CARE LABORATORY			6	100%	6
MERCY HEALTH—MUSKEGON		5	1	17%	6
DR PHILLIPS MEDICAL WELLNESS CENTER		6			6
MEDEXPRESS URGENT CARE - ELM GROVE		5	1	17%	6
SOUTH CAROLINA DEPARTMENT OF HEALTH			6	100%	6
FLORIDA HOSPITAL APOPKA		5	1	17%	6
UNILAB		2	4	67%	6
CLEARWATER PEDIATRIC CARE		1	5	83%	6
MIAMI BEACH COMMUNITY HEALTH CENTER INC			6	100%	6
Manor Care of Dunedin		6			6
YORKVILLE PEDIATRIC URGENT CARE		6			6
DEBARY HEALTH AND REHABILITATION CENTER		6			6
ST VINCENT'S ST CLAIR		3	3	50%	6
LUMADOC HEALTH		4	2	33%	6
ST LUKES ROOSEVELT LABORATORY		6			6
GRAND VILLA OF ALTAMONTE SPRINGS		1	5	83%	6
NOVALIFE MEDSPA			6	100%	6
NOT INDICATED		1	5	83%	6
ATLAN		5	1	17%	6
CVS MINUTE CLINIC DIAGNOSTIC OF TEXAS, LLC		6			6
ST PETERSBURG PEDIATRICS-PARK BLVD		2	4	67%	6
WATAUGA MEDICAL CENTER		4	2	33%	6
OSWEGO HOSPITAL LABORATORY		6			6

COVID-19: testing by laboratory

Data through Jan 5, 2021 verified as of Jan 6, 2021 at 09:25 AM

Data in this report are provisional and subject to change.

The numbers in the table below represent the number of Florida and non-Florida residents for whom test results were received by the Department of Health. A person can be tested by more than one laboratory and can have both positive and negative results. **Therefore, the sum of the numbers in each column will be larger than the total number of people tested.**

Reporting lab	Inconclusive	Negative	Positive	Percent positive	Total
FAMILY MEDICINE OF WESTON LLC			6	100%	6
PRIMECARE AT PORT ORANGE			6	100%	6
IGENEX INC		6			6
ELTINGVILLE CIRCLE URGENT CARE		6			6
MAIMONIDES MEDICAL CENTER		4	2	33%	6
PALMETTO HEALTH ALLIANCE		3	3	50%	6
MEDEXPRESS URGENT CARE - BEECH GROVE		5	1	17%	6
AMERICAN HOUSE FORT MYERS		6			6
RIVER CITY PRIMARY AND URGENT CARE			6	100%	6
MEDEXPRESS URGENT CARE - SALEM		3	3	50%	6
CAREWELL 301 - WARWICK			6	100%	6
ENIGMA DIAGNOSTIC, INC.			6	100%	6
CARENOW URGENT CARE-SOUTHLAKE			6	100%	6
ETHOS LABORATORIES		6			6
BETH ISRAEL DEACONESS MEDICAL CENTER			6	100%	6
ARLINGTON OF NAPLES		6			6
AIR, LAND & SEA PHYSICALS & CONSULTATIONS, LLC		6			6
CENTERPLACE HEALTH			6	100%	6
PREMIER COMMUNITY HEALTHCARE GROUP INC		5	1	17%	6
AARK LABORATORY		6			6
BAYCARE ALLIANT HOSPITAL			6	100%	6
LAWTON CHILES HEALTH CENTER		1	5	83%	6
MEDEXPRESS URGENT CARE-PITTSFIELD		6			6
BENSONHURST URGENT CARE		6			6
PATHGROUP LABS, LLC		4	2	33%	6
ST CHARLES HOSPITAL LABORATORY		6			6
CVS MINUTE CLINIC DIAGNOSTIC OF TEXAS,LLC		4	2	33%	6
THE VILLAGES REGIONAL HOSPITAL FREESTANDING		3	3	50%	6
FLORIDA MEDICAL SPECIALISTS		2	4	67%	6
RICH STREET GROUP HOME			6	100%	6
ISLAND COAST PEDIATRICS IN-HOUSE LAB		6			6
LIFE'S SPECIAL MOMENTS INC		6			6
JERSEY SHORE MEDICAL CENTER		6			6
XPRESS URGENT CARE LLC		6			6
COMMONWEALTH OF MASSACHUSETTS			6	100%	6
CONCENTRA			6	100%	6
TEXAS MEDCLINIC			6	100%	6
MC DIAGNOSTIC OF CONNECTICUT, PC #1960		6			6
PALMS, THE		6			6
LAKE COUNTY SCHOOLS EMPLOYEE HEALTH CENTER		3	3	50%	6
IU HEALTH PATHOLOGY		1	5	83%	6
CAPITAL HEALTH PLAN LABORATORIES			6	100%	6
LUTHERAN HAVEN EXTENDED CONGREGATE CAR		6			6
CARE HERE		1	5	83%	6
URGENT TEAM - MUSCLE SHOALS		6			6
GENETIC TECHNOLOGICAL INNOVATIONS			6	100%	6
MEDEXPRESS URGENT CARE - MIDLOTHIAN		6			6

COVID-19: testing by laboratory

Data through Jan 5, 2021 verified as of Jan 6, 2021 at 09:25 AM

Data in this report are provisional and subject to change.

The numbers in the table below represent the number of Florida and non-Florida residents for whom test results were received by the Department of Health. A person can be tested by more than one laboratory and can have both positive and negative results. **Therefore, the sum of the numbers in each column will be larger than the total number of people tested.**

Reporting lab	Inconclusive	Negative	Positive	Percent positive	Total
Northwell Lab		2	4	67%	6
BAYCARE MEDICAL GROUP INC			6	100%	6
TIFFANY LAKE CARE CENTERS INC		6			6
FLORIDA MEDICAL CLINIC - MULTI SPECIALTY CAMPUS		1	5	83%	6
MINUTECLINIC DIAGNOSTIC OF NEW JERSEY, LLC # 7069		6			6
SONORA QUEST LABORATORIES			6	100%	6
ADVENT HEALTH APOPKA		2	4	67%	6
CAPE CORAL URGENT CARE		3	3	50%	6
DOH JACKSONVILLE CENTRAL LABORATORY		3	3	50%	6
ST VINCENT'S CHILTON		4	2	33%	6
THE CLINIC PREMISE HEALTH			6	100%	6
RIVERWOOD CENTER,THE			6	100%	6
MERCY COLLEGE HEALTH OFFICE		6			6
FREEDOM SQUARE NURSING CENTER			6	100%	6
NORTHERN DUTCHESS HOSPITAL LABORATORY		5	1	17%	6
MEDEXPRESS ELKINS		6			6
TAMIAMI LAB MILLENIUM			6	100%	6
MINUTECLINIC, LLC, DBA MINUTECLINIC #6106		5	1	17%	6
MINUTECLINIC DIAGNOSTIC OF NORTH CAROLINA, PC		5	1	17%	6
RAINBOW PEDIATRIC CENTER PA		4	2	33%	6
ROSEMONT GARDENS INC		6			6
MEDEXPRESS URGENT CARE - HOT SPRINGS		6			6
GRACE REHABILITATION CENTER OF VERO BEACH		4	2	33%	6
THOMAS JEFFERSON UNIVERSITY HOSPITAL		4	2	33%	6
PENN MEDICINE PRINCETON MEDICAL CENTER		6			6
MINUTE CLINIC DIAGNOSTIC OF SC, LLC #42		5	1	17%	6
MINUTE CLINIC LLC #1448		6			6
GLEN FALLS HOSPITAL DEPARTMENT OF PATHOLOGY		6			6
DALLAS COUNTY HEALTH AND HUMAN SERVICES			6	100%	6
FORT PIERCE FAMILY CARE INC		3	3	50%	6
SAINT PETER'S UNIVERSITY HOSPITAL		6			6
OPTUM SILVER LAKES			6	100%	6
CHILDREN'S HOSPITAL OF PHILADELPHIA		5	1	17%	6
TIMBER CREEK PEDIATRICS		6			6
MINUTECLINIC, LLC #05038		6			6
MEDICAL CENTER AT OCEAN REEF		1	5	83%	6
PROHEALTH MED		1	5	83%	6
BOCA VIPEDIATRICS			6	100%	6
FIRST COAST CARDIOVASCULAR INSTITUTE PA			6	100%	6
MEDEXPRESS URGENT CARE- MARYLAND		6			6
NORTH BEACH REHABILITATION CENTER		5	1	17%	6
BROOKDALE COLONIAL PARK		5	1	17%	6
FLORIDA DEPARTMENT OF HEALTH - INVERNESS		3	2	40%	5
NOVANT HEALTH UVA		2	3	60%	5
INTERNAL MEDICINE & PRIMARY CARE ASSOCIATES, PLC			5	100%	5
JOE DIMAGGIO CHILDREN'S HOSPITAL		1	4	80%	5
BROOKDALE CLERMONT			5	100%	5

COVID-19: testing by laboratory

Data through Jan 5, 2021 verified as of Jan 6, 2021 at 09:25 AM

Data in this report are provisional and subject to change.

The numbers in the table below represent the number of Florida and non-Florida residents for whom test results were received by the Department of Health. A person can be tested by more than one laboratory and can have both positive and negative results. **Therefore, the sum of the numbers in each column will be larger than the total number of people tested.**

Reporting lab	Inconclusive	Negative	Positive	Percent positive	Total
ATLANTIC COMMUNITY HIGH SCHOOL		4	1	20%	5
MINUTECLINIC DIAGNOSTIC OF PA, LLC (1036)		4	1	20%	5
WOODHULL MEDICAL AND MENTAL HEALTH CTR		5			5
NEW HAMPSHIRE DEPARTMENT OF HEALTH AND HUMAN SERVICES		3	2	40%	5
FLORIDA MEDICAL CL ODOM TPA		2	3	60%	5
ADVENTHEALTH MEDICAL GROUP PEDIATRICS AT		2	3	60%	5
ST JOSEPH WOMENS HOSPITAL			5	100%	5
PR HEALTH			5	100%	5
MAXHEALTH		4	1	20%	5
LEE MEMORIAL HEALTH SYSTEM		2	3	60%	5
URGENT MEDICAL CENTER INC		2	3	60%	5
PRECISION DIAGNOSTICS INC - NJ		5			5
JOSEF SCHENKER MD PC DBA CENTERS URGENT		4	1	20%	5
Kennedy University Hospital		5			5
MEDEXPRESS URGENT CARE - SWANSEA, N ILLINOIS ST		4	1	20%	5
ACE BIOMEDICAL LABS LLC			5	100%	5
CURATIVE CARE CENTER INC		1	4	80%	5
MINUTECLINIC DIAGNOSTIC OF TN PC #320		5			5
WEST PACIFIC MEDICAL LABORATORY			5	100%	5
JUPITER ISLAND MEDICAL CLINIC INC		5			5
UT SOUTHWESTERN MEDICAL CENTER			5	100%	5
OMNICARE PHARMACY OFTEXAS 1, LP DBA OMNICARE		5			5
LABCORP UNSPECIFIED		5			5
CARLOS PORTU MD, PLLC			5	100%	5
RUSH UNIVERSITY MEDICAL CENTER LABORATORY			5	100%	5
D PEDIATRICS		5			5
VIBRANT AMERICA		3	2	40%	5
NORTH FLORIDA PEDIATRICS JASPER			5	100%	5
ILLINOIS DEPARTMENT OF PUBLIC HEALTH			5	100%	5
CENTREX CLINICAL LABS INC		5			5
SOUTHERN OCEAN MEDICAL CENTER		5			5
GULF COAST VETERANS HCS PANAMA CITY OPC		5			5
CONCENTRA URGENT CARE		1	4	80%	5
INDIANA STATE DEPARTMENT OF HEALTH		1	4	80%	5
WATERTOWN URGENT CARE PLLC		5			5
PARRISH HEALTH CENTER		5			5
ADVENTIST HEALTH SYSTEM FLORIDA DEPT OF HEALTH		3	2	40%	5
FRANCES WARDE MEDICAL LABORATORY		2	3	60%	5
NORTHPORT MEDICAL CENTER LAB		5			5
Life Care Center of Estero			5	100%	5
ST JOHNS BIOMEDICAL LAB		5			5
PANIRA HEALTHCARE CLINIC			5	100%	5
EGL GENETICS DIAGNOSTICS			5	100%	5
Florida Clinical Laboratory		1	4	80%	5
VIERA PEDIATRICS		1	4	80%	5
DICKSON MEDICAL ASSOCIATES PC PATH LAB		4	1	20%	5
ORMOND MEDICAL ARTS		3	2	40%	5

COVID-19: testing by laboratory

Data through Jan 5, 2021 verified as of Jan 6, 2021 at 09:25 AM

Data in this report are provisional and subject to change.

The numbers in the table below represent the number of Florida and non-Florida residents for whom test results were received by the Department of Health. A person can be tested by more than one laboratory and can have both positive and negative results. **Therefore, the sum of the numbers in each column will be larger than the total number of people tested.**

Reporting lab	Inconclusive	Negative	Positive	Percent positive	Total
ST CLOUD COMPOUNDING PHARMACY & WELLNESS CENTER		5			5
EL PARAISO HOME INC		5			5
BAYSHORE LABORATORY		4	1	20%	5
BAPTIST HEALTH - TOWN CENTER			5	100%	5
MEDEXPRESS URGENT CARE PORT HURON		4	1	20%	5
BOCA SIMON LAB		1	4	80%	5
NURSING PLUS OF BROWARD LLC		1	4	80%	5
UPMC HEALTH SYSTEM		4	1	20%	5
Grand Villa of Deerfield Beach		3	2	40%	5
AMERICAN HEALTH ASSOCIATES INC		1	4	80%	5
DEPARTMENT OF HEALTH AND HUMAN SERVICES LANSING			5	100%	5
ASCENSION ST VINCENT'S CLAY COUNTY			5	100%	5
MINUTE-CLINIC DIAGNOSTIC OF VIRGINIA, LLC #2003		4	1	20%	5
BETHESDA COMMUNITY HEALTH CENTER			5	100%	5
NATIONAL GENETICS INST LABCORP		1	4	80%	5
MEDEXPRESS URGENT CARE - RICHMOND, NINE MILE RD		5			5
PERDIDO URGENT CARE			5	100%	5
CHAMPLAIN VALLEY PHYSICIANS HOSPITAL		3	2	40%	5
OPTIMAL CARE PEDIATRICS			5	100%	5
DOCS URGENT CARE		1	4	80%	5
CLEVELAND CLINIC MARTIN HEALTH NURSING & RESTORATIVE		5			5
XRL SXF REF LAB		5			5
PEDIATRICS OF ALTAMONTE		5			5
DR. PHILLIPS MEDICAL WELLNESS CENTER		3	2	40%	5
MEDICAL CENTER OF BLOUNTSTOWN			5	100%	5
CARL R DARNALL ARMY MEDICAL CENTER			5	100%	5
NORTH FLORIDA RETIREMENT VILLAGE		5			5
MINUTECLINIC MINUTECLINIC #4977		3	2	40%	5
COOPER HOSPITAL/UNIVERSITY MEDICAL		5			5
MINUTECLINIC, LLC #244		4	1	20%	5
LANE PEDIATRICS PA			5	100%	5
PEDIATRICS URGENT CARE, LLC			5	100%	5
MEDEXPRESS URGENT CARE MURRYSVILLE		3	2	40%	5
ELLIS HOSPITAL LABORATORY		5			5
SOUTHEASTERN PEDIATRIC ASSOCIATES			5	100%	5
GRAND VILLA OF ENGLEWOOD		1	4	80%	5
FLORIDA CANCER SPECIALISTS & RESEARCH INSTITUTE		4	1	20%	5
UNIVERSITY OF MIAMI MILLER SCHOOL OF MEDICINE			5	100%	5
FLORIDA HOSPITAL LAKE MARY		5			5
MINUTECLINIC DIAGNOSTIC OF PENNSYLVANIA, LLD #1545		5			5
FHMG_FM AND IM AVALON PARK		1	4	80%	5
URGENT CARE USA LLC			5	100%	5
KENILWORTH CARE & REHABILITATION CENTER			5	100%	5
UCF STUDENT HEALTH SERVICES LABORATORY		2	3	60%	5
MACCLENNY NURSING AND REHAB			5	100%	5
INDIAN RIVER PRIMARY CARE PA		5			5
WAKEMED		1	4	80%	5

COVID-19: testing by laboratory

Data through Jan 5, 2021 verified as of Jan 6, 2021 at 09:25 AM

Data in this report are provisional and subject to change.

The numbers in the table below represent the number of Florida and non-Florida residents for whom test results were received by the Department of Health. A person can be tested by more than one laboratory and can have both positive and negative results. **Therefore, the sum of the numbers in each column will be larger than the total number of people tested.**

Reporting lab	Inconclusive	Negative	Positive	Percent positive	Total
VIGILINT HEALTHCARE		3	2	40%	5
MANATEE COUNTY JAIL		4	1	20%	5
MINUTECLINIC DIAGNOSTIC OF NEW JERSEY,		5			5
HILLSBOROUGH COUNTY HEALTH DEPARTMENT			5	100%	5
MIAMI CANCER INSTITUTE			5	100%	5
COMMUNITY HEALTH OF SOUTH FLORIDA			5	100%	5
GUTHRIE MEDICAL GROUP LABORATORIES		5			5
HENDRY REGIONAL CONVENIENT CARE CENTER			5	100%	5
VALDOSTA FAMILY MEDICINE			5	100%	5
LAKE NONA PEDIATRICS IN ASSOCIATION WITH NEMOURS		5			5
NELSON BIOLOGICAL			5	100%	5
LONG ISLAND JEWISH FOREST HILLS HOSPITAL		5			5
MINUTE CLINIC		1	4	80%	5
LAKE HOWARD HEIGHTS	1	4			5
MC DIAGNOSTIC OF CONNECTICUT PC #459		5			5
FINLAY		1	4	80%	5
COMMONS AT ORLANDO LUTHERAN TOWERS SNF			5	100%	5
THE PLAZA AT PARKSQUARE		5			5
HUNTERS CREEK PEDIATRICS		5			5
BOCA BIOLISTICS LLC			5	100%	5
AEL KNOXVILLE			5	100%	5
MINUTECLINIC, LLC #4230		4	1	20%	5
ANYLABTESTNOW			5	100%	5
GREENVILLE MEMORIAL HOSPITAL LAB			5	100%	5
URGENT CARE OF LONGWOOD			5	100%	5
CITIZENS BAPTIST MEDICAL CENTERS LAB		4	1	20%	5
WESTMINSTER SHORES			5	100%	5
UT MEMPHIS UNIVERSITY HEALTH SERVICES			5	100%	5
MEDEXPRESS URGENT CARE - WILLIAMSPORT		4	1	20%	5
PEDIATRICS OF CENTRAL FLORIDA – POINCIANA		3	2	40%	5
MINUTECLINIC DIAGNOSTIC OF NORTH		5			5
MANATEE PEDIATRICS			5	100%	5
APOLLO GARDENS RETIREMENT RESIDENCE CARE		5			5
BROWARD COUNTY HEALTH DEPT.			5	100%	5
UNIVERSITY OF CHICAGO MEDICAL CENTER LAB			5	100%	5
UF HEALTH			5	100%	5
STEWART MELBOURNE HOSPITAL			5	100%	5
SUTTER TRACY COMMUNITY HOSPITAL			5	100%	5
MEDEXPRESS URGENT CARE-DUBOIS		5			5
BEACH HOUSE		5			5
CYPRESS CREEK MEDICAL CENTER			5	100%	5
CRESTWOOD MEDICAL CENTER		4	1	20%	5
Westchester General Hospital			5	100%	5
MEDEXPRESS URGENT CARE-PETERS TWP		5			5
MEDEXPRESS URGENT CARE - HUNTINGTON WE		5			5
CAREHERE LCS- EUSTIS			5	100%	5
INSPIRED LIVING AT PALM BAY		5			5

COVID-19: testing by laboratory

Data through Jan 5, 2021 verified as of Jan 6, 2021 at 09:25 AM

Data in this report are provisional and subject to change.

The numbers in the table below represent the number of Florida and non-Florida residents for whom test results were received by the Department of Health. A person can be tested by more than one laboratory and can have both positive and negative results. **Therefore, the sum of the numbers in each column will be larger than the total number of people tested.**

Reporting lab	Inconclusive	Negative	Positive	Percent positive	Total
MINUTECLINIC DIAGNOSTIC MEDICAL GROUP		5			5
MINUTECLINIC DIAGNOSTIC OF TEXAS		5			5
THE PALMS REHABILITATION AND HEALTHCARE CENTER		5			5
STATMED OCALA			5	100%	5
MIAMI COMPREHENSIVE MEDICINE GROUP PA		4	1	20%	5
DAVITA DIALYSIS		4	1	20%	5
TANNER MEDICAL CENTER EAST AL		5			5
MCR HEALTH LAWTON CHILES ADMINISTRATION STE A		1	4	80%	5
CORAL LANDING ASSISTED LIVING		5			5
INTERNAL MEDICINE LIPID AND WELNNESS PRACTICE			5	100%	5
EXPRESS DOCS LLC			5	100%	5
MOUNT SINAI BROOKLYN LABORATORY		4	1	20%	5
PRECISION LABS LLC		2	3	60%	5
PEDIATRIC URGENT HEALTH CARE			5	100%	5
MC DIAGNOSTIC OF CONNECTICUT, PC #775		4	1	20%	5
NATIONAL MENTOR HEALTHCARE LLC			5	100%	5
ELITE MD GROUP INC		1	4	80%	5
WELLIGENT			5	100%	5
REHABILITATION CENTER AT JUPITER GARDENS		5			5
THE UNIVERSITY OF VERMONT MEDICAL CENTER		4	1	20%	5
EASTCHESTER PEDIATRIC MEDICAL GROUP		5			5
Army Residence Community		5			5
CVS MINUTE CLINIC DIAGNOSTIC OF NEW JERSEY		5			5
CERON PEDIATRICS & INTEGRATIVE MEDICIN		5			5
CAREHERE LAKE SCHOOLS EMPLOYEE HEALTH CENTER		1	4	80%	5
COPELAND MEDICAL CLINIC		3	2	40%	5
FLORIDA DEPARTMENT OF HEALTH IN MONROE COUNTY		2	3	60%	5
MEDEXPRESS URGENT CARE-MUNCIE		5			5
ORCHID COVE		2	3	60%	5
MEDICANA NURSING AND REHAB CENTER			5	100%	5
RHODE ISLAND DEPARTMENT OF HEALTH			4	100%	4
FISHERMEN'S HOSPITAL			4	100%	4
PM PEDIATRICS OF SELDEN		3	1	25%	4
BOROPARK URGENT CARE		3	1	25%	4
SIMEDHEALTH LLC		2	2	50%	4
NORTHEAST ALABAMA REGIONAL MEDICAL CENTER		2	2	50%	4
CAPTAIN JAMES A. LOVELL FEDERAL HEALTHCARE CENTER			4	100%	4
EXPRESS TESTING-ONE			4	100%	4
KENDALL REGIONAL MEDICAL CNTR			4	100%	4
FIFTH AVENUE PEDIATRICS		3	1	25%	4
ORLANDO FAMILY PHYSICIANS			4	100%	4
DYNACARE LABORATORIES			4	100%	4
MINUTE CLINIC DIAGNOSTIC OF TEXAS, LLC		4			4
GENUS DIAGNOSTICS			4	100%	4
OKLAHOMA STATE DEPARTMENT OF HEALTH-PUBLIC HEALTH LABORATORY			4	100%	4
SHARP MEMORIAL HOSPITAL MICROBIOLOGY DEPT			4	100%	4
SIGNATURE CARE EMERGENCY CENTER		2	2	50%	4

COVID-19: testing by laboratory

Data through Jan 5, 2021 verified as of Jan 6, 2021 at 09:25 AM

Data in this report are provisional and subject to change.

The numbers in the table below represent the number of Florida and non-Florida residents for whom test results were received by the Department of Health. A person can be tested by more than one laboratory and can have both positive and negative results. **Therefore, the sum of the numbers in each column will be larger than the total number of people tested.**

Reporting lab	Inconclusive	Negative	Positive	Percent positive	Total
ADVENTHEALTH NEW SMYRNA BEACH COMMUNITY HEALTH			4	100%	4
WESLEY CHAPEL INTERNAL MEDICINE AND PEDIATRICS			4	100%	4
GENEXPERT			4	100%	4
LIFE CARE HOME HEALTH SERVICES LLC		1	3	75%	4
STEINHATCHEE DRUGS		2	2	50%	4
LIFESTREAM BEHAVIORIAL CENTER		4			4
PALM HARBOR DERMATOLOGY		4			4
MEDEXPRESS URGENT CARE - STATE COLLEGE		3	1	25%	4
MEDEXPRESS URGENT CARE - STAUNTON		2	2	50%	4
CHILDREN'S MEDICAL GROUP		4			4
KETTERING HEALTH			4	100%	4
RIVERVIEW ALF OPERATOR LLC			4	100%	4
Heartland of Boynton Beach			4	100%	4
Fouraker Hills Rehab and Nursing			4	100%	4
MINUTECLINIC DIAGNOSTIC OF VIRGINIA		4			4
MINUTE CLINIC DIAGNOSTIC OF PENNSYLVANIA		4			4
MINUTECLINIC DIAGNOSTIC OF VIRGINIA, LLC #1656		4			4
PENSACOLA PEDIATRICS MILTON			4	100%	4
ADVENT HEALTH MEDICAL GROUP- FAMILY MEDICINE AT DR. PHILIPS		1	3	75%	4
BIG BEND HOSPICE INC		4			4
MINUTECLINIC, LLC #1586		3	1	25%	4
MEDEXPRESS URGENT CARE - FREDERICK		4			4
ADVENT HEALTH - TUSKAWILLA		4			4
PANCARE HEALTH YOUNGSTOWN			4	100%	4
MARSHFIELD LABORATORIES			4	100%	4
WYOMING PUBLIC HEALTH LAB			4	100%	4
BENEVA LAKES HEALTHCARE & REHAB CENTER			4	100%	4
MD ANDERSON			4	100%	4
COMPUNET CLINICAL LAB			4	100%	4
BELLIN HEALTH LAB		1	3	75%	4
CVS MINUTE CLINIC DIAGNOSTIC MED GRP OF SAN		2	2	50%	4
HELIX KH UC			4	100%	4
ALAN SERURE MD		4			4
SUPERIOR RESIDENCES AT CALA HILLS		4			4
JOHN T MATHER MEMORIAL HOSPITAL LABORATORY		4			4
PANCARE HEALTH - PONCE DE LEON			4	100%	4
LABS PLUS LLC		4			4
LEMOYNE COLLEGE WELLNESS CENTER FOR		4			4
HAMPTON ALF AT 24TH ROAD LLC			4	100%	4
MEDEXPRESS URGENT CARE-NESHANNOCK TWP		3	1	25%	4
FLORIDA HEALTH CARE PLANS STIRLING CENTER			4	100%	4
SUNSHINE PEDIATRICS OF CENTRAL FLORIDA PL		2	2	50%	4
MINUTECLINIC DIAGNOSTIC OF RHODE ISLAND		2	2	50%	4
MINUTECLINIC, LLC #03965		4			4
BARTON MEMORIAL HOSPITAL		3	1	25%	4
SIGNATURE CARE MONTROSE		2	2	50%	4
MIZELL MEMORIAL HOSPITAL			4	100%	4

COVID-19: testing by laboratory

Data through Jan 5, 2021 verified as of Jan 6, 2021 at 09:25 AM

Data in this report are provisional and subject to change.

The numbers in the table below represent the number of Florida and non-Florida residents for whom test results were received by the Department of Health. A person can be tested by more than one laboratory and can have both positive and negative results. **Therefore, the sum of the numbers in each column will be larger than the total number of people tested.**

Reporting lab	Inconclusive	Negative	Positive	Percent positive	Total
NEULIFE NEUROLOGICAL SERVICES LLC			4	100%	4
URGENT TEAM - HUNTSVILLE		3	1	25%	4
DYNAMIC HEALTH CENTERS INC		2	2	50%	4
PRIMECARE		2	2	50%	4
ACCENTCARE		4			4
GNT ASSOCIATES		3	1	25%	4
MEDEXPRESS URGENT CARE - BATTLE CREEK		2	2	50%	4
WATSON THERAPEUTICS		1	3	75%	4
VITAL CARE URGENT CARE			4	100%	4
PHYSICIANS IMMEDIATE CARE AURORA			4	100%	4
CARENOW URGENT CARE-HERMITAGE			4	100%	4
CELAL GUROL ERBAY, MD			4	100%	4
TENDER CARE ALF		4			4
Park Ridge Nursing Center		3	1	25%	4
CLINICAL LABORATORIES OF THE BUFFALO		3	1	25%	4
NORTHDALE REHABILITATION CENTER			4	100%	4
CAPE COD HOSPITAL			4	100%	4
COLUMBIA MEMORIAL HOSPITAL LABORATORY		4			4
INTERMARKET FACILITY			4	100%	4
MINUTECLINIC DIAGNOSTIC OF GEORGIA, LL		4			4
MINUTECLINIC DIAGNOSTIC OF TN PC #386		4			4
MD NOW MEDICAL CENTER INC			4	100%	4
REHABILITATION CENTER OF WINTER PARK,THE			4	100%	4
SunTerrace Health Care Center		3	1	25%	4
ALVARO J DANGOND MD PA		4			4
MEDEXPRESS URGENT CARE - SOUTH PARKERSBURG		4			4
MIAMI COMMUNITY HEALTH CENTER INC		1	3	75%	4
MAIN STREET MEDICAL CENTER OF CRESTVIEW PA		1	3	75%	4
MEDEXPRESS URGENT CARE - BLUEFIELD		3	1	25%	4
MEDICINE SHOPPE #1306 THE		3	1	25%	4
MEDEXPRESS URGENT CARE, JOHNSTOWN		3	1	25%	4
MINUTE-CLINIC DIAGNOSTIC OF VIRGINIA, LLC #794		4			4
FLORIDA HEART AND VASCULAR			4	100%	4
BARBARA O'REILLY MD PA		4			4
MEDEXPRESS URGENT CARE PLEASANT HILLS		3	1	25%	4
CITYMD		1	3	75%	4
VITAS HEALTH INC			4	100%	4
MEDEXPRESS URGENT CARE - MBURG COMMONS		4			4
CALUSA HARBOUR			4	100%	4
SOUTH FLORIDA FAMILY HEALTH & RESEARCH CTR			4	100%	4
SOUTHERN LABORATORY SERVICES OF NWF		4			4
FHCP - ORMOND BEACH			4	100%	4
HAWTHORNE INN OF LAKELAND		4			4
MEDEXPRESS URGENT CARE - PRINCETON		4			4
CONSULATE HEATH CARE AT WEST ALTAMONTE			4	100%	4
CARENOW URGENT CARE-WEST END		4			4
FLORIDA HEALTHCARE OF ORLANDO			4	100%	4

COVID-19: testing by laboratory

Data through Jan 5, 2021 verified as of Jan 6, 2021 at 09:25 AM

Data in this report are provisional and subject to change.

The numbers in the table below represent the number of Florida and non-Florida residents for whom test results were received by the Department of Health. A person can be tested by more than one laboratory and can have both positive and negative results. **Therefore, the sum of the numbers in each column will be larger than the total number of people tested.**

Reporting lab	Inconclusive	Negative	Positive	Percent positive	Total
EAST BANK HOSPITAL - UNIVERSITY OF MINNESOTA MEDICAL CENTER			4	100%	4
MAILBOX DIAGNOSTICS		2	2	50%	4
WHITE WILSON MEDICAL CENTER NEPHROLOGY			4	100%	4
FLORIDA CANCER SPECIALISTS AND RESEARCH		2	2	50%	4
MEDEXPRESS URGENT CARE HUNTINGTON		4			4
BIRMINGHAM VAMC		1	3	75%	4
CAPITAL HEALTH LABORATORY INC			4	100%	4
MC DIAGNOSTIC OF CONNECTICUT, PC # 257		3	1	25%	4
THE DOCTORS CENTER HEALTHCARE-SOUTHSIDE		1	3	75%	4
MINUTECLINIC DIAGNOSTIC OF TN PC #6415		4			4
BIOTEST PLASMA CENTER		4			4
IMIC INC RESEARCH			4	100%	4
SOUTHWESTERN REGIONAL MEDICAL CENTER - TULSA		4			4
ADVENTHEALTH CAR CENTER APOPKA			4	100%	4
REDMED OF CROSSTOWN		1	3	75%	4
YAZJI PEDIATRIC CARE LLC DBA TUKA PEDIATRICS			4	100%	4
DEPARTMENT OF HEALTH AND HUMAN SERVICES STATE OF NEW HAMPSHIRE			4	100%	4
MEDEXPRESS URGENT CARE - BECKLEY CROSS		3	1	25%	4
LA MER NH LLC			4	100%	4
MARSHALL MEDICAL CENTER SOUTH LAB		3	1	25%	4
CRESTVIEW IMMEDIATE CARE LL			4	100%	4
West Gate Village, LLC		4			4
OPTIONS FOR SENIORS INC DBA PALM KREST MANOR		3	1	25%	4
CARENOW URGENT CARE - WINTER SPRINGS		3	1	25%	4
ABBAY MANOR RETIREMENT RESIDENCE INC		4			4
FLORIDA HOSPITAL PHYSICIAN GROUP		1	3	75%	4
SONIC REFERENCE LABORATORY			4	100%	4
MINUTE CLINIC, LLC #1434		4			4
COURTYARD GARDENS OF BOYNTON BEACH, LLC		1	3	75%	4
Lab MSMC Hialeah			4	100%	4
UTAH DEPARTMENT OF HEALTH			4	100%	4
HEALTH AND WELLNESS CENTER			4	100%	4
PALM BEACH CANCER INSTITUTE			4	100%	4
TRIDENT BIOMETRICS		3	1	25%	4
AHC Decatur County		4			4
HEALTHY MINORS PEDIATRIC URGENT CARE		4			4
Health Care Center of Jacksonville			4	100%	4
WELL-BEING MEDICAL CENTER PLLC		4			4
BAYLOR ESOTERIC AND MOLECULAR LAB			4	100%	4
CARE ONE PRIMARY CARE			4	100%	4
PEACEHEALTH LABORATORIES		3	1	25%	4
OPTUMCARE FLORIDA, LLC		2	2	50%	4
PARTNERS PHARMACY OF FLORIDA LLC		4			4
CARENOW URGENT CARE-DONELSON		3	1	25%	4
MEDEXPRESS URGENT CARE - WEIRTON		4			4
MINUTE CLINIC DIAGNOSTIC OF NORTH CAROLINA		4			4
MEDEXPRESS URGENT CARE - TARENTUM		4			4

COVID-19: testing by laboratory

Data through Jan 5, 2021 verified as of Jan 6, 2021 at 09:25 AM

Data in this report are provisional and subject to change.

The numbers in the table below represent the number of Florida and non-Florida residents for whom test results were received by the Department of Health. A person can be tested by more than one laboratory and can have both positive and negative results. **Therefore, the sum of the numbers in each column will be larger than the total number of people tested.**

Reporting lab	Inconclusive	Negative	Positive	Percent positive	Total
ENCOMPASS HOME HEALTH		4			4
OPTUM PRIMARY CARE - FOUNTAIN OAKS			4	100%	4
MINUTECLINIC DIAGNOSTICS OF IND, LLC		4			4
CARENOW URGENT CARE-GREEN HILLS		4			4
AMERICAN EAGLE LEESBURG AL LLC DBA VISTA LAKE			4	100%	4
PALM BEACH COUNTY HEALTH DEPARTMENT LABORATORY			4	100%	4
CRESTAR LABS		2	2	50%	4
COMPREHENSIVE CLINICAL RESEARCH, LLC			4	100%	4
ACCENT PHYSICIAN SPECIALISTS PA		4			4
APEX HOME HEALTH CARE		4			4
ASSOCIATES MD CYPRESS CREEK			4	100%	4
MINUTECLINIC DIAGNOSTIC OF SC, LLC #2		4			4
OCHSNER MEDICAL CENTER			4	100%	4
MOBILE RESPONSE DIAGNOSTICS LLC		4			4
PUTNAM HOSPITAL CENTER LABORATORY		4			4
CVS MINUTE CLINIC			4	100%	4
Westminster Manor		3	1	25%	4
Signature Healthcare of Ormond		4			4
Sunrise Health and Rehabilitation Center			4	100%	4
MINUTE CLINIC DIAGNOSTIC OF MICHIGAN PC		4			4
FCHC (OB)-DARWIN SQUARE CTR.			4	100%	4
UW MEDICINE VIROLOGY LAB			4	100%	4
RIO PINAR HEALTH CARE			4	100%	4
GENEVA GENERAL HOSPITAL LABORATORY		3	1	25%	4
Bardmoor Oaks Healthcare and Rehabilitation Center		3	1	25%	4
Millennium Nursing & Rehab Center		4			4
NEWPATH DIAGNOSTICS		4			4
NICEVILLE URGENT CARE			4	100%	4
TULLAHOMA HMA, LLC		3	1	25%	4
MEDEXPRESS URGENT CARE - GLENDALE		4			4
CVS MINUTE CLINIC DIAGNOSTIC PA		3	1	25%	4
LAKE FOREST PARK OP CO LLC		4			4
MINUTECLINIC DIAG OF IND LLC #8651		3	1	25%	4
PREMIER URGENT CARE CENTER LLC			4	100%	4
MIRIMUS INC		1	3	75%	4
ABSOLUTE HEALTH		4			4
PRORENATA LABS		1	3	75%	4
SHERMAN-ABRAMS LABORATORY INC		4			4
MEDEXPRESS URGENT CARE - MT LEBANON		3	1	25%	4
SOUTHEASTERN REGIONAL MEDICAL CENTER			4	100%	4
BAYCARE HEALTH SYSTEMS, LLC			4	100%	4
MEDEXPRESS URGENT CARE - CULPEPER		4			4
A AND R RESEARCH GROUP LLC		2	2	50%	4
L3HARRIS FAMILY MEDICAL CENTER			4	100%	4
SHEEPSHEAD BAY URGENT CARE		4			4
BERRYHILL MANOR		4			4
FLORIDA HOSPITAL ALTAMONTE		2	2	50%	4

COVID-19: testing by laboratory

Data through Jan 5, 2021 verified as of Jan 6, 2021 at 09:25 AM

Data in this report are provisional and subject to change.

The numbers in the table below represent the number of Florida and non-Florida residents for whom test results were received by the Department of Health. A person can be tested by more than one laboratory and can have both positive and negative results. **Therefore, the sum of the numbers in each column will be larger than the total number of people tested.**

Reporting lab	Inconclusive	Negative	Positive	Percent positive	Total
MARION AND BERNARD L SAMSON NURSING CENTER			4	100%	4
OMNICARE PHARMACY OF TEXAS 1		4			4
RELIANT ACUTE CARE			4	100%	4
FLORIDA MENTOR		4			4
UNILAB OF DADE INC			4	100%	4
OKLAHOMA STATE UNIVERSITY DIAGNOSTIC LAB			4	100%	4
CDRX INFUSION			4	100%	4
ORLANDO FAMILY MEDICAL INC		4			4
PRL NYC PANDEMIC RESPONSE LAB			4	100%	4
MEDEXPRESS - NEWARK		4			4
MEDEXPRESS URGENT CARE, FAIRMONT		4			4
DIAGNOSTECHS		4			4
COLLIER HMA PHYSICIAN MANAGEMENT, LLC			4	100%	4
MEDEXPRESS URGENT CARE - CLARKSBURG		4			4
INFECTION CONTROL/ EMPHEALTH		3	1	25%	4
ARKANSAS DEPARTMENT OF HEALTH			4	100%	4
DOTHAN PEDIATRIC CLINIC			4	100%	4
COVENIENT CARE MEDICAL CLINIC			4	100%	4
MEDEXPRESS URGENT CARE - LOGAN		4			4
SANFORD SOUTH UNIVERSITY		4			4
DTR LABS		3	1	25%	4
ADVENT HEALTH CENTRA CARE - ORANGE LAKE		1	3	75%	4
LEON MEDICAL CENTERS, LLC			4	100%	4
ELITE MEDICAL CENTER			4	100%	4
PRIMARY CARE WALK IN CLINIC PLLC			4	100%	4
ATMORE NURSING CENTER		3	1	25%	4
CENTERPLACE HEALTH, INC			4	100%	4
CELERION			4	100%	4
MINUTECLINIC DIAGNOSTIC OF TN, PC 4992		4			4
UNION CITY MANOR NURSING CENTER		4			4
MEDEXPRESS URGENT CARE - FORT WORTH S		3	1	25%	4
TARPON SPRINGS PEDIATRICS, LLC			4	100%	4
UHEALTH UNIVERSITY OF MIAMI			4	100%	4
CAREWELL 202			4	100%	4
KEYSTONE REHABILITATION AND HEALTH CENTER			4	100%	4
A PLUS PEDIATRICS		3	1	25%	4
Walker BaptistMedCtr		3	1	25%	4
MEDEXPRESS URGENT CARE - MOUNTAIN HOME		3	1	25%	4
FLORENCE - HUNTSVILLE HOSPITAL URGENT CARE		3	1	25%	4
URGENT CARE OF ERWIN		4			4
MC DIAGNOSTIC OF CONNECTICUT , PC # 3		2	2	50%	4
AHEC CLINIC		1	3	75%	4
MEMORIAL HEALTH CARE SYSTEMS			4	100%	4
FLAGLER HEALTH SERVICES INC			4	100%	4
MIGUEL E TREVINO MD PA		2	2	50%	4
VRL LABORATORIES			4	100%	4
MEDEXPRESS URGENT CARE - MARKHAM STREE		3	1	25%	4

COVID-19: testing by laboratory

Data through Jan 5, 2021 verified as of Jan 6, 2021 at 09:25 AM

Data in this report are provisional and subject to change.

The numbers in the table below represent the number of Florida and non-Florida residents for whom test results were received by the Department of Health. A person can be tested by more than one laboratory and can have both positive and negative results. **Therefore, the sum of the numbers in each column will be larger than the total number of people tested.**

Reporting lab	Inconclusive	Negative	Positive	Percent positive	Total
THONOTOSASSA COMMUNITY HEALTH CENTER		1	3	75%	4
KANSAS DEPARTMENT OF HEALTH		2	2	50%	4
DOCTORS EXPRESS OF ST PETERSBURG			4	100%	4
Nemours Children's Urgent Care			4	100%	4
UNIVERSITY OF WASHINGTON MEDICAL CENTER (UWMC) EMERGENCY DEPT.			4	100%	4
Grand Villa of Clearwater		4			4
MINUTE CLINIC LLC #2775		3			3
ST MARYS MEDICAL CENTER			3	100%	3
LEE CONVENIENT CARE AT SUMMERLIN			3	100%	3
MEDEXPRESS URGENT CARE-SCOTT TOWNSHIP		3			3
PLAINVIEW PRIMARY CARE		3			3
CVS MINUTE CLINIC, LLC #22		2	1	33%	3
TERENCE B MITCHELL MD, INC			3	100%	3
FELICIDAD MEDICAL CENTER INC			3	100%	3
MINUTECLINIC DIAGNOSTIC OF WISCONSIN,		3			3
HELIX MEDICAL CENTERS		1	2	67%	3
CROSSVILLE MEDICAL GROUP		1	2	67%	3
NC STATE LABORATORY OF PUBLIC HEALTH		3			3
SEMINOLE FAMILY HEALTH CENTER		3			3
ONslow MEMORIAL HOSPITAL LABORATORY		3			3
MINUTECLINIC DIAGNOSTIC MED GRP OF SAN		3			3
WATSON THERAPEUTICS INC			3	100%	3
Greystone Health Care Center		3			3
ST BARNABAS HOSPITAL		3			3
MINUTECLINIC LLC (1435)		3			3
PINELLAS PARK HEALTH CENTER - PINELLAS CHD		1	2	67%	3
PROMPT CARE OF CENTRAL FLORIDA LLC			3	100%	3
VICAR'S LANDING NURSING HOME		2	1	33%	3
UNIVERSITY OF MICHIGAN		2	1	33%	3
NOVADx		2	1	33%	3
MC DIAGNOSTIC OF CONNECTICUT, PC #1966		3			3
PELICAN LANDING		1	2	67%	3
MINUTECLINIC, LLC, MINUTECLINIC #7637		3			3
Life Care Center of Orlando			3	100%	3
HILLVIEW LABORATORY			3	100%	3
PENSACOLA PEDIATRICS PA - TIGER POINT			3	100%	3
TUFTS MEDICAL CENTER			3	100%	3
BETTERMED URGENT CARE			3	100%	3
LOUISIANA DEPT. OF HEALTH AND HOSPITALS-INFECTIOUS DISEASE EPI SECTION			3	100%	3
EXETER HOSPITAL		3			3
NORTH DAKOTA DEPT OF HEALTH MICROBIOLOGY		1	2	67%	3
HIALEAH SHORES NURSING AND		2	1	33%	3
MD NOW URGENT CARE - DELRAY WEST			3	100%	3
MONTEFIORE MEDICAL CENTER LABS MONTEFIORE		2	1	33%	3
NORTHERN LIGHT LABORATORY		1	2	67%	3
WILLIAM A HINTON STATE LABORATORY INSTITUTE		1	2	67%	3
FAMILY TREE MEDICAL GROUP PA		2	1	33%	3

COVID-19: testing by laboratory

Data through Jan 5, 2021 verified as of Jan 6, 2021 at 09:25 AM

Data in this report are provisional and subject to change.

The numbers in the table below represent the number of Florida and non-Florida residents for whom test results were received by the Department of Health. A person can be tested by more than one laboratory and can have both positive and negative results. **Therefore, the sum of the numbers in each column will be larger than the total number of people tested.**

Reporting lab	Inconclusive	Negative	Positive	Percent positive	Total
CVS MINUTE CLINIC DIAGNOSTIC OF VIRGINIA		3			3
ORLANDO ORTHOPAEDIC OUTPATIENT SURGERY CENTER		1	2	67%	3
MEDEXPRESS URGENT CARE - NORTH LITTLE		2	1	33%	3
MERCY URGENT CARE			3	100%	3
CORTLAND COUNTY HEALTH DEPARTMENT		3			3
FLORIDA LABORATORY ANALYSIS, LLC			3	100%	3
MEDEXPRESS URGENT CARE - RICHMOND, W BROAD ST		3			3
ADVENTHEALTH MEDICAL GROUP PEDIATRIC & ADOLESCENT		3			3
YORK HOSPITAL - LABORATORY			3	100%	3
BOLING, STEPHANIE		3			3
SCIENTIFIC LABORATORY DIVISION			3	100%	3
OHIO DEPARTMENT OF HEALTH			3	100%	3
CAMPAZZI CONCIERGE MEDICAL SERVICES		2	1	33%	3
MPG JACKSONVILLE ATLANTIC BLVD		1	2	67%	3
CARESPOT-WELLINGTON			3	100%	3
COVENANT PEDIATRICS		1	2	67%	3
FLORIDA GASTROENTEROLOGY ASSOCIATES PA		3			3
NORTH SHORE HEMATOLOGY-ONCOLOGY ASSOCIATES, PC		3			3
FRUITVILLE URGENT CARE			3	100%	3
ALOHA HOME CARE LLC DBA ACCENTCARE HOME HEALTH OF		3			3
PREMIER FAMILY AND SPORTS MEDICINE		2	1	33%	3
GYN PATH SERVICES			3	100%	3
ST VINCENT'S URGENT CARE		3			3
GARCIA MORALES NELSON			3	100%	3
MEDLAB INC		3			3
NEWSTAR MEDICAL LABORATORIES		3			3
ALLIANCE LABS @LRMC			3	100%	3
ALLIED PHYSICIANS GROUP PLLC		3			3
FAMILY MEDICINE AT WATERMAN		3			3
MEDEXPRESS URGENT CARE MARTINSBURG		2	1	33%	3
PRISMA HEALTH MIDLANDS			3	100%	3
MEDEXPRESS URGENT CARE-ARLINGTON		2	1	33%	3
AVANTE AT MT DORA		1	2	67%	3
BOONE DRUG & HEALTHCARE AT DEERFIELD			3	100%	3
ROANE MEDICAL CENTER		2	1	33%	3
INNOVATIVE COVID-DIVERSEY			3	100%	3
ESTATES MEDICAL CENTER INC			3	100%	3
MINUTECLINIC DIAGNOSTIC OF MICHIGAN, P		3			3
KEY WEST URGENT CARE, INC		3			3
VIDANT MEDICAL CENTER			3	100%	3
ERIC C MRSHAL, MD, PC #1842		3			3
CARESOUTH HHA HOLDINGS OF TALLAHASSEE LLC		3			3
URGENT CARE - OCONEE		2	1	33%	3
SIGNATURE CARE PFLUGERVILLE			3	100%	3
CONSOLIDATED LABORATORY SERVICES			3	100%	3
MOULTRIE CREEK NURSING AND REHAB			3	100%	3
ADVENT HEALTH - TIMBERRIDGE ER		2	1	33%	3

COVID-19: testing by laboratory

Data through Jan 5, 2021 verified as of Jan 6, 2021 at 09:25 AM

Data in this report are provisional and subject to change.

The numbers in the table below represent the number of Florida and non-Florida residents for whom test results were received by the Department of Health. A person can be tested by more than one laboratory and can have both positive and negative results. **Therefore, the sum of the numbers in each column will be larger than the total number of people tested.**

Reporting lab	Inconclusive	Negative	Positive	Percent positive	Total
MIAMI MEDICAL CONSULTANT PA			3	100%	3
URGENT DOC - URGENT CARE CLINIC			3	100%	3
PULSE & REMEDY LLC			3	100%	3
MINUTECLINIC, DIAGNOSTIC OF TEXAS, LL		3			3
TARRANT COUNTY PUBLIC HEALTH		3			3
ADVANCED PEDIATRICS OF BOCA LLC			3	100%	3
SANFORD MOBILE LAB			3	100%	3
MEDICAL UNIVERSITY SC HOSPITAL			3	100%	3
ANN STORCK CENTER INC		3			3
CALIFORNIA DEPARTMENT OF PUBLIC HEALTH			3	100%	3
COOPER UNIVERSITY HOSPITAL LABORATORY		2	1	33%	3
CAN COMMUNITY HEALTH		3			3
LIFEHOPE LABS			3	100%	3
CIGNA PBSO WEST PALM			3	100%	3
MEDEXPRESS URGENT CARE - TULSA, S YALE AVE		3			3
HIGH TOWER ALF LLC		3			3
ALLIANCE FOR MULTISPECIALTY RESEARCH		3			3
DOTHAN WEST FAMILY MEDICINE		2	1	33%	3
MARION COUNTY FIRE RESCUE		3			3
BROOKDALE ORANGE PARK		3			3
CONCORD LIFE SCIENCES LLC		1	2	67%	3
INTEGRATED FAMILY MEDICAL CENTER			3	100%	3
PALM BEACH CDH - DELRAY BEACH			3	100%	3
NORTHSIDE HOSPITAL ATLANTA		3			3
Westside Terrace		3			3
SHANDS AT LAKE SHORE LAB		1	2	67%	3
MINUTECLINIC DIAG OF IND LLC #6840		3			3
MEDEXPRESS URGENT CARE - WILKES BARRE		2	1	33%	3
VIRGINIA DIVISION OF CONSOLIDATED LABORATORIES			3	100%	3
MEDEXPRESS URGENT CARE- FORT WORTH N T		3			3
SENTARA NORFOLK GENERAL HOSPITAL CENTRAL LAB			3	100%	3
ST LUKES HOSPITAL LABORATORY		2	1	33%	3
MEDEXPRESS URGENT CARE - SUMMERSVILLE, WEBSTER RD		3			3
MAYO		1	2	67%	3
CULLMAN REGIONAL MEDICAL CENTER		2	1	33%	3
PEDIATRICS BY THE SEA JOG RD OFFICE			3	100%	3
CAMELLIA AT DEERWOOD			3	100%	3
COMPASSION PEDIATRIC URGENT CARE LLC			3	100%	3
UNITY HEALTH AND REHABILITATION CENTER			3	100%	3
ENTRUST IMMEDIATE CARE			3	100%	3
PPD - IXLAYER		3			3
CULLMAN REGIONAL URGENT CARE		2	1	33%	3
US SPECIALTY LABS			3	100%	3
VENICE GREEN VILLAGE		2	1	33%	3
MONTANA DEPARTMENT OF PUBLIC HEALTH & HUMAN SERVICES			3	100%	3
MEDEXPRESS URGENT CARE LAVALE		3			3
TAMPA		1	2	67%	3

COVID-19: testing by laboratory

Data through Jan 5, 2021 verified as of Jan 6, 2021 at 09:25 AM

Data in this report are provisional and subject to change.

The numbers in the table below represent the number of Florida and non-Florida residents for whom test results were received by the Department of Health. A person can be tested by more than one laboratory and can have both positive and negative results. **Therefore, the sum of the numbers in each column will be larger than the total number of people tested.**

Reporting lab	Inconclusive	Negative	Positive	Percent positive	Total
MINUTECLINIC DIAGNOSTIC OF TN, PC 374		3			3
DEPARTMENT OF PATHOLOGY ROME MEMORIAL		3			3
CORTLAND REGIONAL MEDICAL CENTER		3			3
GRACE WELLNESS CENTER		2	1	33%	3
MINUTECLINIC DIAGNOSTIC OF OKLAHOMA		2	1	33%	3
VITAS HEALTHCARE			3	100%	3
LAUREL POINT CARE ACQUISITION LLC DBA SANDGATE GARDENS REHAB AND NURSI			3	100%	3
MINUTECLINIC DIAG OF IND, LLC #2387		3			3
REELFOOT FAMILY WALK IN CLINIC		2	1	33%	3
ERIE COUNTY PUBLIC HEALTH CLINICAL		3			3
BRADENTON PHYSICIAN MEDICAL CENTER			3	100%	3
AMERICAN SCIENTIFIC LABORATORIES LLC			3	100%	3
ALL CHILDREN'S HOSPITAL DEPT OF GENERAL PEDIATRICS			3	100%	3
MINUTE-CLINIC DIAGNOSTIC OF VIRGINIA		2	1	33%	3
BROOKDALE SENIOR LIVING			3	100%	3
BAPTIST OUTPATIENT SERVICES			3	100%	3
SANDGATE GARDENS REHAB & NURSING CENTER		2	1	33%	3
ST JOSEPHS CHILDRENS OUTREACH			3	100%	3
LISTENING DOCTOR PLLC, THE			3	100%	3
ORCHID COVE DAYTONA			3	100%	3
CARE ATC - CITY OF BOYNTON BEACH			3	100%	3
FHPG_EXP CARE W HILLSBOROUGH			3	100%	3
NOMI HEALTH LAB SERVICES LLC			3	100%	3
State Lab Unspecifd			3	100%	3
URGENT CARE COASTAL GA			3	100%	3
MICHIGAN HEALTH CLINIC LABORATORIES		2	1	33%	3
Grand Villa of Dunedin			3	100%	3
TRUE HEALTH - LAKE UNDERHILL		3			3
NORTHWEST FLORIDA CLINICAL LAB		1	2	67%	3
ORLANDO REGIONAL HEALTH SERVICES		1	2	67%	3
SSM HEALTH ST LOUIS MICROBIOLOGY LABORATORY		1	2	67%	3
SCHIFF CENTER FOR LIVER DISEASES		1	2	67%	3
PATIENT FIRST - ALLENTOWN			3	100%	3
AVANTE AT OCALA INC			3	100%	3
COLLIER BLVD HMA PHYSICIAN MANAGEMENT,, LLC			3	100%	3
PHYSICIANS IMMEDIATE CARE ELGIN			3	100%	3
MUNSON MEDICAL CENTER			3	100%	3
Centrastate Medical Center		2	1	33%	3
NOVANT HEALTH PRESBYTERIAN		2	1	33%	3
IOWA DEPARTMENT OF PUBLIC HEALTH			3	100%	3
NAVAL MEDICAL CENTER SAN DIEGO			3	100%	3
DANIEL M LIBBY MD PLLC		3			3
LEWIS COUNTY MANOR		3			3
SPRING LAKE REHABILITATION CENTER			3	100%	3
WYOMING DEPT OF HEALTH			3	100%	3
MONROE COUNTY DEPT OF PUBLIC HEALTH ST		3			3
PM PEDIATRICS OF BAYSIDE PLLC		3			3

COVID-19: testing by laboratory

Data through Jan 5, 2021 verified as of Jan 6, 2021 at 09:25 AM

Data in this report are provisional and subject to change.

The numbers in the table below represent the number of Florida and non-Florida residents for whom test results were received by the Department of Health. A person can be tested by more than one laboratory and can have both positive and negative results. **Therefore, the sum of the numbers in each column will be larger than the total number of people tested.**

Reporting lab	Inconclusive	Negative	Positive	Percent positive	Total
MANORCARE NURSING & REHABILITATION CENTER-NAPLES		3			3
ADVENTHEALTH SEBRING- INFECTION CONTROL DEPARTMENT			3	100%	3
HAVEN CUSTEAD CARE CENTER			3	100%	3
WINDER NURSING INC DBA WINDER HEALTH CARE		3			3
QUATRACOR PLLC		3			3
WELLMED AT APOLLO BEACH BLVD		1	2	67%	3
MEDEXPRESS URGENT CARE SHADYSIDE		3			3
PINELLAS POINT NURSING AND REHAB			3	100%	3
NORTH NAPLES HOSPITAL RESPIRATORY THERAPY DEPARTMENT			3	100%	3
DEACONESS HOSPITAL			3	100%	3
MEDFUSION		2	1	33%	3
CGH MEDICAL CENTER			3	100%	3
MINUTECLINIC #2860		3			3
TERRACE OF ST CLOUD, THE		2	1	33%	3
FLORIDA CLINICAL LABORATORY - BIOREFERENCE LABORATORIES		2	1	33%	3
GREATER MOBILE URGENT CARE – SPRINGHILL			3	100%	3
APEX CLINICAL LABORATORIES INC		3			3
MINUTECLINIC DIAGNOSTIC OF NORTH CAROLINA PC #5341		2	1	33%	3
SJH			3	100%	3
Bainbridge Health and Rehab		3			3
ST. PETERSBURG PEDIATRICS- 38TH AVENUE			3	100%	3
MINUTECLINIC DIAGNOSTIC OF VIRGINIA, LLC #255		3			3
MEDEXPRESS URGENT CARE, CHAMBERSBURG		2	1	33%	3
AUSTIN PUBLIC HEALTH			3	100%	3
INSPIRA MEDICAL CENTER VINELAND LAB		2	1	33%	3
CUMBERLAND MEDICAL CENTER INC		3			3
SIGNATURE URGENT CARE			3	100%	3
BEEBE MEDICAL CENTER LABORATORY		3			3
OHIO DEPARTMENT OF HEALTH LABORATORY		2	1	33%	3
ADVENT HEALTH - WESTCHASE ER			3	100%	3
Gulfport Rehabilitation Center			3	100%	3
UNC HOSPITAL/MCLENDON CLINICAL LABORATORIES			3	100%	3
BRENTWOOD SENIOR LIVING AT ST PETE			3	100%	3
GLADES COUNTY DETENTION CENTER			3	100%	3
MEDICAL CENTER ENTERPRISE			3	100%	3
VELOCITY CARE			3	100%	3
NEMOURS CHILDRENS PRIMARY CARE MAITLAND			3	100%	3
HARBORCHASE OF STUART			3	100%	3
AFC PHYSICIANS OF FLORIDA PA			3	100%	3
CVS MINUTE CLINIC DIAG OF IND LLC #5206		2	1	33%	3
MEDFIRST URGENT CARE			3	100%	3
LEXINGTON MEDICAL CENTER		1	2	67%	3
QUEST DIAGNOSTICS PSC			3	100%	3
DACH MAIN LAB			3	100%	3
MADISON COUNTY HEALTH DEPARTMENT		3			3
GENOME LLC	1		2	67%	3
PEDIATRICS AND ADOLESCENT MEDICINE		2	1	33%	3

COVID-19: testing by laboratory

Data through Jan 5, 2021 verified as of Jan 6, 2021 at 09:25 AM

Data in this report are provisional and subject to change.

The numbers in the table below represent the number of Florida and non-Florida residents for whom test results were received by the Department of Health. A person can be tested by more than one laboratory and can have both positive and negative results. **Therefore, the sum of the numbers in each column will be larger than the total number of people tested.**

Reporting lab	Inconclusive	Negative	Positive	Percent positive	Total
MEDEXPRESS URGENT CARE-HERSHEY		2	1	33%	3
METHODIST HOSPITAL			3	100%	3
PREMIER CLINICAL RESEARCH INSTITUTE INC			3	100%	3
SUN TERRACE HEALTH CARE CENTER			3	100%	3
ACCESS HEALTH CARE		2	1	33%	3
VIRTUA MEMORIAL HOSPITAL BURLINGTON COUNTY		1	2	67%	3
FAMILY MEDICINE AT WINTER PARK			3	100%	3
MEDEXPRESS URGENT CARE - KOKOMO		3			3
LEESBURG COMMUNITY HEALTH CENTERS			3	100%	3
ALABAMA DEPARTMENT OF PUBLIC HEALTH		1	2	67%	3
OPENTRONS PRL		2	1	33%	3
TERRACINA LLC			3	100%	3
MOBIL LAB FOR ALL INC		3			3
FHPG FAMILY MEDICAL CENTER OF TAMPA BAY		1	2	67%	3
COLLIER COUNTY JAIL		3			3
Broadview Multi-Care Center		3			3
MEDEXPRESS - NEW CASTLE, DUPONT HWY		3			3
ADRIANA M CASTRO MD PA		3			3
MONTANA PUBLIC HEALTH LAB			3	100%	3
LOYOLA UNIVERSITY MEDICAL CENTER LABORATORY			3	100%	3
HELIX LW UC		1	2	67%	3
NORTH BROWARD HOSPITAL DISTRICT HEALTHCARE FOR THE HOMELESS			3	100%	3
ADVENT HEALTH MEDICAL GROUP FAMILY MEDICINE			3	100%	3
DIXIE COUNTY HEALTH DEPARTMENT		2	1	33%	3
NORTH DADE NURSING AND REHABILITATION CENTER			3	100%	3
MEDEXPRESS URGENT CARE MORGANTOWN		3			3
JOHNS HOPKINS ALL CHILDRENS			3	100%	3
MINUTECLINIC DIAGNOSTIC OF ILLINOIS		2	1	33%	3
CVS MINUTE CLINIC DIAGNOSTIC OF TEXAS		3			3
Lakeview Village		3			3
MINUTECLINIC DIAGNOSTIC OF NORTH CAROLINA PC #7054		3			3
MEDICAL SERVICES OF AMERICA HOME HEALTH		3			3
CENTRAL DUPAGE HOSPITAL			3	100%	3
SURETOX LABORATORY LLC		2	1	33%	3
EMERALD COAST CENTER			3	100%	3
BROOKDALE OAKBRIDGE		1	2	67%	3
SUMTER COUNTY HEALTH DEPARTMENT			3	100%	3
BAPTIST PRIMARY CARE, INC.		2	1	33%	3
ORLANDO MEDICAL CENTER PL			3	100%	3
BAY COUNTY HEALTH DEPARTMENT		3			3
JACKSON SOUTH COMMUNITY HOSPITAL LAB			3	100%	3
BLOOMINGDALE PEDIATRIC ASSOCIATES PA			3	100%	3
Nashville Central Laboratory		3			3
ORLANDO CLINICAL RESEARCH CENTER		3			3
NORTH SHORE HOSP. INFECTION CONTROL			3	100%	3
ADVENT HEALTH - CENTRAL PASCO ER			3	100%	3
LONGWOOD PEDIATRICS LLC			3	100%	3

COVID-19: testing by laboratory

Data through Jan 5, 2021 verified as of Jan 6, 2021 at 09:25 AM

Data in this report are provisional and subject to change.

The numbers in the table below represent the number of Florida and non-Florida residents for whom test results were received by the Department of Health. A person can be tested by more than one laboratory and can have both positive and negative results. **Therefore, the sum of the numbers in each column will be larger than the total number of people tested.**

Reporting lab	Inconclusive	Negative	Positive	Percent positive	Total
EMORY BENNETT VETERANS NURSING HOME		3			3
LINCOLN MEDICAL CENTER		3			3
PARRISH MEDICAL CENTER-WAIVED TESTING		3			3
FLORIDA MEDICAL CLINIC IM MLK		3			3
PLEASANTVILLE OF SEBASTIAN LLC			3	100%	3
FLORIDA DEPARTMENT OF HEALTH IN MIAMI DADE COUNTY		2	1	33%	3
GROVES CENTER			3	100%	3
SOFTLAB			3	100%	3
SENIOR LIVING IV SUN CITY LLC		3			3
THE LODGE AND REHABILITATION CENTER		3			3
AVANTE INVERNESS		1	2	67%	3
LOVING CARE OF THE TREASURE COAST LLC	1	2			3
CAREWELL URGENT CARE			3	100%	3
MID FLORIDA CLINICAL LABORATORY		2	1	33%	3
CTRS			3	100%	3
BARONESS ERLANGER HOSPITAL		3			3
UNIVERSITY OF MIAMI / SCCC RESEARCH LABORATORY			3	100%	3
FLORIDA MEDICAL ASSOCIATES LLC			3	100%	3
Hunterdon Medical Center Laboratory		3			3
HARBOUR'S EDGE		2	1	33%	3
LAFAYETTE NURSING AND REHAB			3	100%	3
TIEHH BIOTERRORISM RESPONSE LAB			3	100%	3
ELITE PRIMARY CARE OF WAYCROSS			3	100%	3
KENTUCKY CABINET FOR HEALTH AND FAMILY SERVICES			3	100%	3
MAGNOLIA PEDIATRICS GROUP LLC			3	100%	3
SMOKY MOUNTAIN URGENT CARE AND FAMILY MEDICINE CENTER			3	100%	3
Life Care Center of Citrus County		2	1	33%	3
VILLAGES HEALTH, THE		3			3
NEMOURS CHILDRENS PRIMARY CARE HORIZON WEST			3	100%	3
PANCARE HEALTH - ALTHA PUBLIC			3	100%	3
MEDIC INFUSION PA		3			3
PM PEDIATRICS OF SELDEN PLLC		3			3
MEDICAL CENTER OF THE ROCKIES			3	100%	3
REMISE OCCUPATIONAL HEALTH SOLUTIONS INC			3	100%	3
LATCHER LABORATORY OF A O FOX MEMORIAL		2	1	33%	3
TIFTON CARECONNECT URGENT CARE			3	100%	3
MEDEXPRESS URGENT CARE - WICHITA, S SENECA ST		1	2	67%	3
PALMS WEST HOSPITAL			3	100%	3
HEALTHQUEST, INC		2	1	33%	3
MEDEXPRESS - COLLINSVILLE BELT LINE		3			3
QUINTON MEMORIAL HEALTH CARE CENTER		3			3
WELLINGTON REGIONAL MEDICAL CENTER			3	100%	3
ESTERO FIRE RESCUE		3			3
MEDEXPRESS URGENT CARE - IRVING		3			3
RHEA MEDICAL CENTER		3			3
ACCESS HOME HEALTH OF FLORIDA LLC		3			3
CARENOW URGENT CARE - CENTRAL AUSTIN			3	100%	3

COVID-19: testing by laboratory

Data through Jan 5, 2021 verified as of Jan 6, 2021 at 09:25 AM

Data in this report are provisional and subject to change.

The numbers in the table below represent the number of Florida and non-Florida residents for whom test results were received by the Department of Health. A person can be tested by more than one laboratory and can have both positive and negative results. **Therefore, the sum of the numbers in each column will be larger than the total number of people tested.**

Reporting lab	Inconclusive	Negative	Positive	Percent positive	Total
VA OUTPATIENT CLINIC-NEW PORT RICHEY			3	100%	3
WEST TN HEALTH MED NORTH		3			3
ASPEN VALLEY HOSPITAL			3	100%	3
MINUTECLINIC DIAGNOSTIC OF MAINE, LLC		2	1	33%	3
GONZALEZ MD AND ASWAD MD HEALTH SERVICES			3	100%	3
THOMAS LANGLEY			3	100%	3
REGIONAL MEDICAL LAB			3	100%	3
Enterprise Health and Rehabilitation Center		3			3
KISSIMMEE URGENT CARE		3			3
MARYLAND STATE DEPT OF HEALTH	2		1	33%	3
KEY TRAINING CENTER			3	100%	3
TRUE HEALTH- HOFFNER		3			3
DISCOVERY VILLAGE AT STUART		1	2	67%	3
WALGREENS #07502		3			3
MEDEXPRESS URGENT CARE-PASADENA		3			3
TMH PHYSICIAN PARTNERS SOUTHWOOD			3	100%	3
BETH ISRAEL MEDICAL CENTER LABS		3			3
Magnolia Health and Rehab Center			3	100%	3
THE CLINIC OF PEDIATRICS & GI MEDICINE, INC			3	100%	3
LAHEY CLINIC MEDICAL CENTER			3	100%	3
NYC PUBLIC HEALTH LABS			3	100%	3
NORTHSIDE HOSPITAL		2	1	33%	3
LAKEWOOD RANCH MEDICAL CENTER CLINICAL LAB			3	100%	3
LONG ISLAND UNIVERSITY - POST CAMPUS		3			3
RAPID CITY RUGENT CARE			3	100%	3
VAIL VALLEY MEDICAL CENTER			3	100%	3
BAPTIST HEALTH MEDICAL CENTER			3	100%	3
NIGHT LITE PEDIATRICS CENTER		1	2	67%	3
ADVANCED URGENT CARE OF MARATHON			3	100%	3
PATHOLOGY REFERENCE LAB LLC			3	100%	3
MEDEXPRESS URGENT CARE - TEAYS VALLEY		3			3
HEALTHCARE NETWORK OF SOUTHWEST FLORIDA			3	100%	3
PARKSIDE HEALTH AND REHABILITATION CENTER			3	100%	3
CAYUGA COUNTY HEALTH DEPARTMENT		3			3
PUBLIC HEALTH TRUST OF MIAMI DADE COUNTY			3	100%	3
FLORIDA MENTOR-POINT WEST CLUSTER		3			3
COASTAL LABORATORIES OF FLORIDA			3	100%	3
TENNESSEE DEPARTMENT OF HEALTH (TDH) - REGIONAL LABORATORY			2	100%	2
WIREGRASS MEDICAL CENTER			2	100%	2
YOUTH AND YOU, INC		2			2
CCRX OF NORTH CAROLINA, LLC		1	1	50%	2
HALIFAX HEALTH CARE FOR WOMEN		2			2
ASPIRUS RIVERVIEW HOSPITAL & CLINICS INC		1	1	50%	2
RELIANT IMMUNE DIAGNOSTICS			2	100%	2
CLEAR LAKE REGIONAL MEDICAL CENTER			2	100%	2
ORANGE COUNTY HEALTH DEPARTMENT		1	1	50%	2
SOUTHERN TENNESSEE MEDICAL CENTER			2	100%	2

COVID-19: testing by laboratory

Data through Jan 5, 2021 verified as of Jan 6, 2021 at 09:25 AM

Data in this report are provisional and subject to change.

The numbers in the table below represent the number of Florida and non-Florida residents for whom test results were received by the Department of Health. A person can be tested by more than one laboratory and can have both positive and negative results. **Therefore, the sum of the numbers in each column will be larger than the total number of people tested.**

Reporting lab	Inconclusive	Negative	Positive	Percent positive	Total
CLEARWATER PAIN MANAGEMENT ASSOCIATES			2	100%	2
RIVERVIEW MEDICAL CLINIC		2			2
RIVER CITY MEDICAL ASSOCIATES INC			2	100%	2
NAVAL BRANCH MEDICAL CLINIC			2	100%	2
MINUTECLINIC, DIAGNOSTIC OF TEXAS, LLC		2			2
TULANE MEDICAL CENTER			2	100%	2
ST. CLOUD PHARMACY AND WELLNESS CENTER		2			2
CENTRAL FLORIDA FAMILY HEALTH CENTER		2			2
UT PATH			2	100%	2
BELLE GLADES HEALTH CLINIC			2	100%	2
MINUTECLINIC DIAGNOSTIC OF TN PC #643		2			2
EXPRESSCARE URGENT CARE CENTER			2	100%	2
HAVEN HOSPICE			2	100%	2
PIEDMONT HOSPITAL LAB			2	100%	2
Kennedy University Hospital -Wash Twp L		2			2
MEDEXPRESS URGENT CARE-WILKINS TOWNSHIP, WILLIAM PENN HIGHWAY		2			2
ADVICE FOR OPTIMAL WELLNESS, INC			2	100%	2
COOK HOSPITAL AND CARE CENTER		1	1	50%	2
JULIE STAATS DO		2			2
OKEECHOBEE URGENT CARE			2	100%	2
MID-FLORIDA HEMATOLOGY AND ONCOLOGY CENTERS		2			2
PALMETTO FAMILY HEALTH CENTER			2	100%	2
FAMILY FIRST PEDIATRICS			2	100%	2
COASTAL COMPLETE CARE			2	100%	2
MD NOW URGENT CARE CENTER INC.			2	100%	2
ST VINCENTS AMBULATORY CARE INC DBA			2	100%	2
AFFORDABLE PRIMARY CARE LLC		2			2
BETHPAGE EXTENDED HOURS CENTER		2			2
441 URGENT CARE-MULBERRY			2	100%	2
MINUTECLINIC MINUTECLINIC #8505		2			2
MINUTECLINIC DIAG OF IND LLC #1138		1	1	50%	2
MEDEXPRESS URGEN CARE - EAST BRUNSWICK		2			2
MEDEXPRESS URGENT CARE - LEDGEWOOD		2			2
CVS MINUTE CLINIC DIAGNOSTIC		2			2
PruittHealth Lakehaven		2			2
MED FUSION			2	100%	2
NOT GIVEN		1	1	50%	2
FLORIDA CLINICAL LABORATORY INC			2	100%	2
UW HOSPITAL AND CLINICS		1	1	50%	2
POMONA VALLEY COMMUNITY HOSPITAL			2	100%	2
ACL LABORATORIES INDUSTRIAL TOXICOLOGY			2	100%	2
AUSTIN REGIONAL CLINIC MICROBIOLOGY LAB			2	100%	2
NEIGHBORCARE PHARMACY SERVICES		2			2
SYLVAN NURSING			2	100%	2
RUSSELL MEDICAL CENTER		2			2
BOND & STEELE CLINIC PA D/B/A BOND CLINIC PA		2			2
VANAYER HEALTHCARE AND REHAB CENTER		2			2

COVID-19: testing by laboratory

Data through Jan 5, 2021 verified as of Jan 6, 2021 at 09:25 AM

Data in this report are provisional and subject to change.

The numbers in the table below represent the number of Florida and non-Florida residents for whom test results were received by the Department of Health. A person can be tested by more than one laboratory and can have both positive and negative results. **Therefore, the sum of the numbers in each column will be larger than the total number of people tested.**

Reporting lab	Inconclusive	Negative	Positive	Percent positive	Total
MINUTE CLINIC OF KANSAS PA			2	100%	2
SPARROW CENTRAL LAB			2	100%	2
INDIANA STATE DEPARTMENT OF HEALTH LABORATORIES			2	100%	2
OHIO HEALTH DOCTORS HOSPITAL			2	100%	2
UNITED MEMORIAL MEDICAL CENTER			2	100%	2
SOUTH DAKOTA DEPARTMENT OF HEALTH		2			2
CONEMAUGH MEMORIAL MEDICAL CENTER		2			2
CRUC CMCH-COVID-19		2			2
MAIN STREET MEDICAL CENTERS		2			2
Avanti Wellness and Rehab			2	100%	2
SPECTRUM HEALTH			2	100%	2
SUNNYSIDE MANOR		2			2
UC CORAL GABLES			2	100%	2
SUNCOAST BLOOD BANK			2	100%	2
BOND COMMUNITY HEALTH CENTER			2	100%	2
JOHN D. ARCHBOLD MEM. HOSPITAL			2	100%	2
MINUTE CLINIC DIAGNOSTIC MED GRP		2			2
MEDEXPRESS URGENT CARE, HERMITAGE		1	1	50%	2
DEPARTMENT OF HEALTH AND HUMAN SERVICES DIVISION OF BEHAVIORAL HEALTH		1	1	50%	2
LIFT HEALTH		2			2
MINUTECLINIC DIAGNOSTIC OF MINNESOTA		2			2
ADVENTHEALTH IMAGING PARTIN SETTLEMENT			2	100%	2
CHESTERFIELD HEALTHCARE GROUP, INC		2			2
ST. LUCIE COUNTY HEALTH DEPARTMENT		1	1	50%	2
MEDEXPRESS URGENT CARE-CLOQUET		2			2
MIDWAY SPECIALTY CARE RX LLC			2	100%	2
MINUTECLINIC DIAGNOSTIC OF OHIO #7790		1	1	50%	2
ADVANCED MEDICAL CARE			2	100%	2
HUNT CLUB MEDICAL CARE			2	100%	2
AMEDISYS HOME HEALTH OF GREENVILLE			2	100%	2
LEE PHYSICIAN GROUP		1	1	50%	2
SUNBRIDGE CARE & REHAB FOR DECATUR		2			2
FLORIDA PRIMARY CARE CENTER PA		2			2
CVS MINUTE CLINIC DIAGNOSTIC OF KANSAS, PA		2			2
NATIONWIDE LABORATORY SERVICES		1	1	50%	2
Metro West Nursing and Rehab			2	100%	2
PM PEDIATRICS OF BAYSIDE PLLC - HOPEWELL JUNCTION		2			2
AFC PHYSICIANS OF FLORIDA, PA			2	100%	2
ADVENTHEALTH CENTRA CARE PONCIANA			2	100%	2
OURMED		2			2
CARILLON SPORTS AND FAMILY MEDICINE		1	1	50%	2
ADEPT INPATIENT MEDICAL SERVICES PC		2			2
CITY OF NEW YORK DEPARTMENT OF HEALTH			2	100%	2
NEMOURS CHILDREN'S PRIMARY CARE THE VILLAGES		2			2
MINUTECLINIC DIAGNOSTIC OF TN, PC 6438		1	1	50%	2
TMH PHYSICIAN PARTNERS BLOUNTSTOWN			2	100%	2
RENFREW CENTERS INC		2			2

COVID-19: testing by laboratory

Data through Jan 5, 2021 verified as of Jan 6, 2021 at 09:25 AM

Data in this report are provisional and subject to change.

The numbers in the table below represent the number of Florida and non-Florida residents for whom test results were received by the Department of Health. A person can be tested by more than one laboratory and can have both positive and negative results. **Therefore, the sum of the numbers in each column will be larger than the total number of people tested.**

Reporting lab	Inconclusive	Negative	Positive	Percent positive	Total
NEMOURS CHILDRENS PRIMARY CARE OVIEDO			2	100%	2
HENDRY/GLADES COUNTY HEALTH DEPARTMENT		2			2
ADVENTHEALTH MEDICAL GROUP PEDIATRICS		1	1	50%	2
STATCARE URGENT & WALK IN MEDICAL CARE		2			2
FLORIDA HOSPITAL LABORATORIES		2			2
ST PETERSBURG PEDIATRICS-SEMINOLE BLVD			2	100%	2
MERCY HEALTH LAB		1	1	50%	2
PEPIN ACADEMIES-PASCO		2			2
BRANDYWYNE HEALTH CARE CENTER			2	100%	2
FLORIDA MEDICAL CLINIC -INTERNAL MED DADE CITY			2	100%	2
MADISON HOSPITAL LABORATORY			2	100%	2
JUST BELIEVE RECOVERY CENTER			2	100%	2
CORAL REEF NURSING & REHABILITATION CENTER		2			2
Workmens Circle Multicare Center		2			2
NEBRASKA MEDICAL CENTER			2	100%	2
GOLDSTEIN			2	100%	2
ADVANCED URGENT CARE LLC			2	100%	2
MINUTECLINIC DIAGNOSTIC OF PA LLC		2			2
FLORIDA COMMUNITY HEALTH CENTERS, INC.			2	100%	2
ST CLOUD PHYSICIAN MANAGMENT LLC		2			2
DES PLAINES CLINICAL LAB			2	100%	2
DALLAS MEDICAL CENTER			2	100%	2
THE LITTLE CLINIC			2	100%	2
BAYFRONT HMA CONVENIENT CARE, LLC		2			2
WASHINGTON STATE DEPARTMENT OF HEALTH PUBLIC HEALTH LABORATORIES			2	100%	2
ST LUKES HOSPITAL			2	100%	2
MEDICAL CENTER LABORATORY			2	100%	2
HEART OF FLORIDA HEALTH CENTER INC			2	100%	2
ALVERNO CLINICAL LABORATORIES			2	100%	2
HARLEM HOSPITAL CENTER		2			2
EMERALD TRACE		2			2
OCALA REGIONAL KIDNEY CENTER-WEST			2	100%	2
INTERNAL MEDICINE & PEDIATRICS WELLNESS CENTER			2	100%	2
MINUTE CLINIC DIAGNOSTIC OF VIRGINIA, LLC		2			2
VOLUNTEERS OF AMERICA OF FLORIDA			2	100%	2
SPRINGS MEDICAL LAB		1	1	50%	2
DEKALB MEDICAL CENTER LABORATORY			2	100%	2
ST. MARY'S MEDICAL CENTER EVANSVILLE, INC			2	100%	2
WALGREENS #13605		2			2
OAKBRIDGE TERRACE AT SAE			2	100%	2
SANFORD REGIONAL HOSPITAL WORTHINGTON		2			2
MEASE COUNTRYSIDE HOSPITAL CARDIAC REH			2	100%	2
THE FOUNTAIN AT BOCA CIEGA BAY		2			2
MINUTECLINIC, LLC #05814		2			2
ADVENTIST HINSDALE HOSPITAL LABORATORY			2	100%	2
FIRST PREVENTION AND DIALYSIS CENTER LLC			2	100%	2
MEDSTAR HARBOR HOSPITAL			2	100%	2

COVID-19: testing by laboratory

Data through Jan 5, 2021 verified as of Jan 6, 2021 at 09:25 AM

Data in this report are provisional and subject to change.

The numbers in the table below represent the number of Florida and non-Florida residents for whom test results were received by the Department of Health. A person can be tested by more than one laboratory and can have both positive and negative results. **Therefore, the sum of the numbers in each column will be larger than the total number of people tested.**

Reporting lab	Inconclusive	Negative	Positive	Percent positive	Total
SUMNER REGIONAL MEDICAL CENTER		2			2
BROOKDALE PHILLIPPI CREEK			2	100%	2
PEACE RIVER MEDICAL CENTER		2			2
INSPIRE HEALTHCARE CENTER			2	100%	2
EASTLAKE MEDICAL CENTER		2			2
Medilodge of Montrose		2			2
SCIENTIFIC LABORATORY COMPANY		2			2
KINGS BAY PEDIATRICS LLC			2	100%	2
MINUTECLINIC MINUTECLINIC #921		2			2
Avalon Healthcare and Rehabilitation Center			2	100%	2
COVID PROCESSING SITE			2	100%	2
MINUTECLINIC DIAGNOSTIC OF OHIO #2964		2			2
Warren Center for Rehabilitation and Nursing		2			2
FLORIDA DEPARTMENT OF HEALTH (FDOH)			2	100%	2
HOLY FAMILY MEDICAL CENTER		1	1	50%	2
GRAND VILLA OF MELBOURNE			2	100%	2
AIRPORT CLINIC			2	100%	2
OUR LADY OF THE LAKE REGIONAL MEDICAL CENTER			2	100%	2
Oakwood - North Baldwins Center for Living		2			2
WEAKLEY COUNTY REHAB AND NURSING CENTER		2			2
INSPIRIT SENIOR LIVING			2	100%	2
GUTHRIE MEDICAL GROUP - CORNING		2			2
BAYFRONT FAMILY HEALTH CENTER			2	100%	2
Alden Terrace of McHenry			2	100%	2
FIRST CHOICE MEDICAL PC			2	100%	2
ADVANCED RESEARCH FOR HEALTH IMPROVEMENT		1	1	50%	2
MEDEXPRESS URGENT CARE-SELINGSGROVE		2			2
CERTIVIA LABORATORIES			2	100%	2
CVS MINUTE CLINIC DIAGNOSTIC PA #3060		2			2
RAPID URGENT CARE - ALBANY			2	100%	2
MIAMI RESCUE MISSION CLINIC INC			2	100%	2
Iowa Veterans Home		2			2
INTERNAL MEDICINE ASSOCIATES-DUNELLON			2	100%	2
FLORIDA HOSPITAL PHYSICIANS GROUP			2	100%	2
MINUTECLINIC DIAG OF IND, LLC #6648		1	1	50%	2
CELEBRATION PEDIATRICS			2	100%	2
SCDHEC BUREAU OF LABORATORIES			2	100%	2
WISE HEALTH SYSTEM		1	1	50%	2
Greystone Nursing and Rehab, LLC			2	100%	2
CARENOW-LEBANON		1	1	50%	2
CSS- TWELVE OAKS			2	100%	2
Delaware Court Healthcare Center		2			2
APC PEDIATRICS			2	100%	2
SWEETWATER NURSING CENTER		2			2
UNIVERSITY OF MARYLAND MEDICAL CENTER			2	100%	2
WILLISTON PEDIATRICS PA			2	100%	2
MEDEXPRESS URGENT CARE - BRIDGEVILLE		2			2

COVID-19: testing by laboratory

Data through Jan 5, 2021 verified as of Jan 6, 2021 at 09:25 AM

Data in this report are provisional and subject to change.

The numbers in the table below represent the number of Florida and non-Florida residents for whom test results were received by the Department of Health. A person can be tested by more than one laboratory and can have both positive and negative results. **Therefore, the sum of the numbers in each column will be larger than the total number of people tested.**

Reporting lab	Inconclusive	Negative	Positive	Percent positive	Total
SPRINGHILL SENIOR RESIDENCE		2			2
ROAN DRUG COMPANY LLC		2			2
MINUTECLINIC, LLC, DBA MINUTECLINIC #6		2			2
CHARLOTTE COUNTY HEALTH DEPARTMENT			2	100%	2
SCIENTIA DIAGNOSTICS			2	100%	2
MEDICAL CENTER AT OCEAN REEF,THE		2			2
AGILE URGENT CARE			2	100%	2
LIFE CARE CENTER OF PALM BAY□		2			2
PALOS COMMUNITY HOSPITAL LABORATORY			2	100%	2
TMH PHYSICIAN PARTNERS MONTICELLO		1	1	50%	2
Bethany Health and Rehab		2			2
UNIVERSTIY OF ILLINOIS HOSPITAL			2	100%	2
Conway Lakes Health and Rehabilitation Center		2			2
ACCESS LABORATORIES LLC			2	100%	2
VIRGINIA DEPT OF HEALTH OFFICE OF EPIDEMIOLOGY			2	100%	2
Jackson Health Care Facility			2	100%	2
DOCTORS HOSPITAL RENAISSANCE			2	100%	2
MEADOWS AT CYPRESS GARDENS, THE		2			2
BAYSTATE MEDICAL CENTER		1	1	50%	2
MAJESTIC GUARDIANS			2	100%	2
BD MEDICAL SYSTEMS			2	100%	2
BAY CORRECTIONAL AND REHABILITATION FACILITY			2	100%	2
LABRADOR PRIMARY CARE CENTER			2	100%	2
SPECIALTY LABORATORIES			2	100%	2
24TH WEAPONS OF MASS DESTRUCTION - CIVIL SUPPORT		2			2
WISCONSIN STATE LABORATORY OF HYGIENE		1	1	50%	2
EAST NAPLES PEDIATRICS			2	100%	2
CVS MINUTE CLINIC DIAGNOSTIC OF TN #6044		2			2
PRINCETON BMC LABORATORY		2			2
STUDENT HEALTH SERVICES			2	100%	2
JUPITER INTERNAL MEDICINE AND ASSOCIATES			2	100%	2
FKC AMELIA ISLAND DIALYSIS			2	100%	2
SPRING HILL REGIONAL HOSPITAL			2	100%	2
MEMORIAL SLOAN KETTERING CANCER CENTER		1	1	50%	2
INTEGRITY CLINICAL RESEARCH CENTER INC		1	1	50%	2
MEDEXPRESS URGENT CARE-BLOOMFIELD AVEN		2			2
MEMORIAL HERMANN CONSOLIDATED LABORATORY SERVICES			2	100%	2
BIOMAT USA			2	100%	2
WHITESANDS OUTPATIENT TREATMENT		2			2
VALLEY BAPTIST MEDICAL CENTER: BROWNSVILLE			2	100%	2
UK HEALTHCARE			2	100%	2
MEDEXPRESS URGENT CARE - WHEELING		1	1	50%	2
REGIONAL MEDICAL CENTER BAYONET POINT			2	100%	2
BENEVA LAKES ASSISTED LIVING CENTER			2	100%	2
OPTUM PRIMARY CARE - SILVER LAKES			2	100%	2
Rutgers Health Rwj University Hospital - Laboratory		2			2
IN AND OUT URGENT CARE			2	100%	2

COVID-19: testing by laboratory

Data through Jan 5, 2021 verified as of Jan 6, 2021 at 09:25 AM

Data in this report are provisional and subject to change.

The numbers in the table below represent the number of Florida and non-Florida residents for whom test results were received by the Department of Health. A person can be tested by more than one laboratory and can have both positive and negative results. **Therefore, the sum of the numbers in each column will be larger than the total number of people tested.**

Reporting lab	Inconclusive	Negative	Positive	Percent positive	Total
ST. ELIZABETH HEALTHCARE			2	100%	2
PHYSICIANS QUALITY CARE			2	100%	2
BNC Medical Investors, LLC Berrien Nursing & Rehabilitation Center		2			2
CELEBRATION PRIMARY CARE ASSOCIATES LLC		2			2
BAPTIST HOSPITAL EMPLOYEE HEALTH OFF			2	100%	2
CROSSROADS			2	100%	2
MINUTECLINIC, LLC #1470		2			2
BAYMEADOWS PRIMARY CARE		2			2
EP LTC PHARMACY		1	1	50%	2
PROHEALTH PRIMARY CARE - GLEN OAKS		2			2
CORNERSTONE MEDICAL CARE OF BRANDON		2			2
BAYLOR COLLEGE OF MEDICINE			2	100%	2
CLINICA HISPANIA			2	100%	2
WINCHESTER MEDICAL CENTER			2	100%	2
CVS MINUTE CLINIC DIAGNOSTIC OF TN #3293		2			2
MINUTECLINIC DIAGNOSTIC OF NORTH CARO		2			2
COVANCE			2	100%	2
FLAGLER PROFESSIONAL HEALTH CAE SERVICES INC		2			2
LOWELL GENERAL HOSPITAL			2	100%	2
MINUTECLINIC DIAGNOSTICS OF IND LLC		1	1	50%	2
Fort Gaines Health and Rehab		2			2
Lakeside Oaks Care Center			2	100%	2
FAMILY PRACTICE OF DAVIE INC			2	100%	2
JRS LABORATORY			2	100%	2
MINUTECLINIC DIAGNOSTIC OF NEVADA #87		1	1	50%	2
COMMUNITY MEDICAL CENTER			2	100%	2
PINARD HOME HEALTH SERVICES INC			2	100%	2
TALLAHASSEE MEMORIAL HEALTHCARE FAMILY MED RESIDENCY			2	100%	2
Good Samaritan Society-Blackduck		1	1	50%	2
PREMIER MEDICAL LABORATORY			2	100%	2
LEE MEMORIAL HOSPITAL BLOOD GAS LAB			2	100%	2
BERGEN COUNTY SURGICAL AND ENDOSCOPY CENTER		2			2
BRITO MEDICAL CENTER			2	100%	2
ALL PEDIATRIC CARE PA			2	100%	2
GULF COAST REGIONAL MEDICAL CARE		2			2
INTEGRATED REGIONAL LABS			2	100%	2
CHAPPEL GROUP RESEARCH, THE		2			2
SAFE PMC		2			2
METHODIST MANSFIELD MEDICAL CENTER			2	100%	2
UNIVERSITY OF KANSAS MEDICAL CENTER			2	100%	2
DMC UNIVERSITY LABORATORIES		1	1	50%	2
TRICORE REFERENCE LABORATORY		1	1	50%	2
STUART SURGERY CENTER, LLC			2	100%	2
NEW GEN LABS			2	100%	2
USCG SECTOR ST PETE		1	1	50%	2
MEDEXPRESS-HOUSTON EAST FWY		1	1	50%	2
ATHENA CARE RESOURCES LLC		2			2

COVID-19: testing by laboratory

Data through Jan 5, 2021 verified as of Jan 6, 2021 at 09:25 AM

Data in this report are provisional and subject to change.

The numbers in the table below represent the number of Florida and non-Florida residents for whom test results were received by the Department of Health. A person can be tested by more than one laboratory and can have both positive and negative results. **Therefore, the sum of the numbers in each column will be larger than the total number of people tested.**

Reporting lab	Inconclusive	Negative	Positive	Percent positive	Total
Terrace of Jacksonville			2	100%	2
PRESBYTERIAN HOME		2			2
STANFORD HEALTH CARE ANATOMIC PATHOLOGY & CLINICAL LAB			2	100%	2
INA		1	1	50%	2
MOBILE COUNTY HEALTH DEPARTMENT		1	1	50%	2
MEMORIAL HERMANN			2	100%	2
MINUTECLINIC 7196		2			2
AMERICAN MEDICAL LABORATORIES			2	100%	2
MEASE CONTINUING CARE			2	100%	2
MINUTECLINIC DIAG OF IND LLC #6998		1	1	50%	2
BIOHEALTH MEDICAL LAB INC			2	100%	2
GOLDMAN SACHS HEALTH CENTER		2			2
ASSOCIATES IN MEDICINE			2	100%	2
VITAS HEALTHCARE CORPORATION OF FL			2	100%	2
IN & OUT URGENT CARE METAIRIE			2	100%	2
WAL-MART STORES EAST LP		2			2
MINUTECLINIC, LLC #1431		2			2
MEDEXPRESS URGENT CARE - YORK			2	100%	2
PREMIER FAMILY HEALTH PA			2	100%	2
VILLA HEALTH NH LLC			2	100%	2
NORTHCREST MEDICAL CENTER			2	100%	2
FIRST CARE - MIDDLESBORO			2	100%	2
ALLIANCE PEDIATRICS PA			2	100%	2
CVS HEALTH, #1994		1	1	50%	2
ASHLEY PEDIATRICS			2	100%	2
Flagler Health and Rehabilitation		1	1	50%	2
MEDEXPRESS URGENT CARE- ALLISON PARK		1	1	50%	2
Lake Charles Healthcare LLC dba Landmark Lake Charles			2	100%	2
ADVICE FOR OPTIMAL WELLNESS			2	100%	2
LACORP		1	1	50%	2
MINUTECLINIC DIAGNOSTIC OF NEW MEXICO		2			2
LEXINGTON PLACE			2	100%	2
UNIVERSITY OF MISSOURI HEALTH CARE			2	100%	2
ATRIA SAN PABLO			2	100%	2
U OF MIAMI MILLER SCHOOL OF MEDICINE			2	100%	2
MARTIN MEDICAL CENTER INC		1	1	50%	2
WOMENS CARE FLORIDA LLC-LABORATORY		2			2
NAVAL MEDICAL CENTER			2	100%	2
LIFE CARE CENTER OF SKAGIT VALLEY		2			2
ACCESS MEDICAL GROUP OF FLORIDA CITY			2	100%	2
SPECTRA LABS		1	1	50%	2
CARE CENTERS OF NASSAU LLC MINER ROAD SOUTH		2			2
Church Creek SNF			2	100%	2
SARASOTA MEMORIAL MEDICAL URGENT CARE CENTER			2	100%	2
COL CROSSROAD		1	1	50%	2
MEDEXPRESS URGENT CARE FOX CHAPEL		2			2
GINKGO-IXLAYER		2			2

COVID-19: testing by laboratory

Data through Jan 5, 2021 verified as of Jan 6, 2021 at 09:25 AM

Data in this report are provisional and subject to change.

The numbers in the table below represent the number of Florida and non-Florida residents for whom test results were received by the Department of Health. A person can be tested by more than one laboratory and can have both positive and negative results. **Therefore, the sum of the numbers in each column will be larger than the total number of people tested.**

Reporting lab	Inconclusive	Negative	Positive	Percent positive	Total
GENTLE HANDS MOBILE PHLEBOTOMY			2	100%	2
PRECISION DIAGNOSTIC INC		2			2
POMERENE HOSPITAL			2	100%	2
ORLANDO LUTHERAN TOWERS		1	1	50%	2
VAULT HEALTH			2	100%	2
NEW YORK STATE DEPARTMENT OF HEALTH		1	1	50%	2
COMPASSION PEDIATRICS			2	100%	2
NORTON IMMEDIATE CARE CENTER - PRESTON			2	100%	2
Robert Cranfield			2	100%	2
HANOVER ENDOSCOPY CENTER		2			2
AFFINITY URGENT CARE			2	100%	2
ASCENSION ST VINCENT'S RIVERSIDE			2	100%	2
TMH EC NORTHEAST LABORATORY			2	100%	2
CHEROKEE COUNTY HEALTH AND REHAB CENTER		2			2
VETERANS AFFAIRS MEDICAL CENTER - GREATER LOS ANGELES			2	100%	2
MINUTECLINIC, LLC #1796		1	1	50%	2
SIGNATURE CARE LEWISVILLE-EMERGENCY CENTER		1	1	50%	2
POINT OF CARE PRIVATE HEALTH MANAGEMENT			2	100%	2
Gulf Shore Care Center			2	100%	2
MEDEXPRESS URGENT CARE - WEXFORD		2			2
ADVENT HEALTH CENTRAL TEXAS		1	1	50%	2
PEACEHEALTH CENTRAL		2			2
MINUTECLINIC DIAG OF IND, LLC #6472		2			2
MINUTECLINIC DIAG OF IND, LLC #6910		2			2
UT AUSTIN UNIVERSITY HEALTH SERVICES			2	100%	2
PANCARE HEALTH - SNEADS ELEMENTARY			2	100%	2
MEDEXPRESS URGENT CARE - CEDAR KNOLLS		2			2
PTC LABORATORIES			2	100%	2
BRANDON REGIONAL EMERGENCY CTR			2	100%	2
ST. JOSEPH REGIONAL MEDICAL CENTER			2	100%	2
Cedar Valley Nursing & Rehab Center		2			2
GULF COAST IMMEDIATE CARE CENTER		1	1	50%	2
MD NOW URGENT CARE MEDICAL CENTERS INC			2	100%	2
COASTAL MEDICAL LAB			2	100%	2
ONE MEDICAL GROUP		1	1	50%	2
ONTARIO COUNTY PUBLIC HEALTH		2			2
AMERICAN HEALTH ASSOC. LABORATORY SOUTH			2	100%	2
BRIGHAM AND WOMEN'S HOSPITAL			2	100%	2
CVA MINUTE CLINIC DIAGNOSTIC OF VIRGINIA, LLC		2			2
UNIVERISTY OF MEMPHIS ATHLETIC TRAINI		2			2
UTMB PATHOLOGY CLINICAL SERVICES LABORATORY			2	100%	2
WILTON MANORS HEALTH & REHABILITATION CENTER			2	100%	2
PARADIGM LABORATORIES			2	100%	2
HEALTHPARK MEDICAL CTR NURSING SVC		2			2
TRUE HEALTH INC			2	100%	2
MEDICAL CITY DALLAS HOSPITAL			2	100%	2
MINUTECLINIC, LLC #03268		2			2

COVID-19: testing by laboratory

Data through Jan 5, 2021 verified as of Jan 6, 2021 at 09:25 AM

Data in this report are provisional and subject to change.

The numbers in the table below represent the number of Florida and non-Florida residents for whom test results were received by the Department of Health. A person can be tested by more than one laboratory and can have both positive and negative results. **Therefore, the sum of the numbers in each column will be larger than the total number of people tested.**

Reporting lab	Inconclusive	Negative	Positive	Percent positive	Total
MINUTECLINIC DIAG OF IND, LLC #6483		1	1	50%	2
RAPID RELIABLE TESTING NY LLC		2			2
EXPRESS CARE OF TAMPA BAY LLC		1	1	50%	2
DEPARTMENT OF HEALTH AND HUMAN SERVICES			2	100%	2
FEDERAL CORRECTIONAL INSTITUTION MARIANNA			2	100%	2
FAST PACE MEDICAL CLINIC PLLC		2			2
UNIVERSITY HOSPITALS OF CLEVELAND			2	100%	2
MURFREESBORO MEDICAL CLINIC		2			2
TENNESSEE VALLEY HCS			2	100%	2
ManorCare Rehabilitation Center- Decatur		2			2
SHORE MEDICAL CENTER		2			2
US LABS		2			2
ADVOCATE SHERMAN HOSPITAL			2	100%	2
MINUTECLINIC DIAGNOSTIC OF PENNSYLVAN		2			2
SOUTH LAKE FAMILY HEALTH CENTER			2	100%	2
SANIBEL MEDICAL CLINIC			2	100%	2
PALM MEDICAL CENTER - PLANT CITY□		2			2
MINUTE CLINIC LLC #5706		1	1	50%	2
UNIVERSITY HOSPITAL OF BROOKLYN		2			2
LAKE MARY HEALTH AND REHABILITATION CENTER		1	1	50%	2
SKIPPACK MEDICAL LAB			2	100%	2
Parkridge Specialty Care		2			2
JOHNSON CITY MEDICAL CENTER		1	1	50%	2
MINUTECLINIC DIAGNOSTIC OF TN PC #442		2			2
BAYCARE LABORATORIES			2	100%	2
MINUTECLINIC DIAGNOSTIC OF TEXAS, LLC #7435		2			2
LEE MEMORIAL HEALTH SYSTEM D/B/A			2	100%	2
REELFOOT FAMILY WALK IN CLINIC - TIPT		2			2
POINTE AT NEW PORT PLACE,THE		2			2
PM PEDIATRICS OF BAYSIDE, PLLC - MANHASSET		2			2
New Jersey Aim At Smg		2			2
BMC/JACSONVILLE		1	1	50%	2
ASCENSION ST MICHAEL'S HOSPITAL LAB		1	1	50%	2
STARR COUNTY MEMORIAL HOSPITAL			2	100%	2
SOUTH CAROLINA DEPT OF HEALTH AND ENVIRONMENT CONTROL		2			2
MINUTE CLINIC DIAGNOSTIC OF KANSAS PA		2			2
GIGI WOOD DAVIS DO-FAMILY MEDICINE		2			2
KAILOS GENETICS INC			2	100%	2
DISCOVERY VILLAGE AT THE FORUM		2			2
EXPEDIAN URGENT CARE			2	100%	2
MINUTE CLINIC DIAGNOSTIC OF VIRGINIA, LLC #7543		2			2
MEDEXPRESS URGENT CARE - SOUTH CHARLESTON		2			2
MEDEXPRESS URGENT CARE- COLUMBIA HEIGH		2			2
MED EXPRESS URGENT CARE PC - MARYLAND		2			2
JEFFERSON WASHINGTON TOWNSHIP HOSPITAL		2			2
LAKE CO EMPLOYEE HEALTH AND WELLNESS CENTER		2			2
OELWEIN HEALTH CARE CENTER		2			2

COVID-19: testing by laboratory

Data through Jan 5, 2021 verified as of Jan 6, 2021 at 09:25 AM

Data in this report are provisional and subject to change.

The numbers in the table below represent the number of Florida and non-Florida residents for whom test results were received by the Department of Health. A person can be tested by more than one laboratory and can have both positive and negative results. **Therefore, the sum of the numbers in each column will be larger than the total number of people tested.**

Reporting lab	Inconclusive	Negative	Positive	Percent positive	Total
TRINITAS REGIONAL MEDICAL CENTER		1	1	50%	2
MEDEXPRESS URGENT CARE - LINCOLN VILLA		2			2
GULF COAST PEDIATRICS OF SARASOTA PA		1	1	50%	2
REGIONS HOSPITAL LABORATORY			2	100%	2
DRR JMC URGENT CARE DONALD ROSS			2	100%	2
PEDIATRIC HEALTH CARE		1	1	50%	2
ARCPPOINT LABS OF ALTAMONTE SPRINGS			2	100%	2
PUBLIC HEALTH LABORATORY	1		1	50%	2
Lehigh Acres Health and Rehabilitation			2	100%	2
LAB CORP OF AMER SAN DIEGO			2	100%	2
PALM BEACH GARDENS MEDICAL CENTER			2	100%	2
CLEVELAND CLINIC IMAGING			2	100%	2
PALM CITY NURSING AND REHAB CENTER			2	100%	2
PHYSICIANS LABORATORY SERVICES			2	100%	2
GRAND VILLA OF ORMOND BEACH		2			2
BAYSHORE MEDICAL CENTER			2	100%	2
BAPTIST HEALTHCARE - LAKEVIEW CENTER INC		2			2
MINUTE CLINIC, LLC #4650		2			2
DELAWARE DIAGNOSTICS LABS			2	100%	2
BROOME COUNTY HEALTH DEPARTMENT		1	1	50%	2
GRACE HEALTHCARE OF LAKE WALES		1	1	50%	2
CPL LABS			2	100%	2
FLORIDA MEDICAL CLINIC CARDIOLOGY-ZH			2	100%	2
MIDDLE TENN MENTAL HEALTH INSTITUTE		2			2
MID - FLORIDA PATHOLOGY LLC		1	1	50%	2
THE HOSPITAL OF PROVIDENCE EMERGENCY ROOM			2	100%	2
FLORIDA MEDICAL CENTER OF CLEARWATER		2			2
MEDEXPRESS URGENT CARE-CHIPPEWA		1	1	50%	2
MINUTECLINIC DIAGNOSTIC PA #7110		2			2
BFT LAB			2	100%	2
CVS MINUTE CLINIC DIAGNOSTIC MED GRP		2			2
PEDIATRICS IN BREVARD-COCOA BEACH		2			2
ST JOSEPH'S HOSPITAL LABORATORY			2	100%	2
MINUTECLINIC DIAGNOSTIC OF TN PC #242		2			2
MEMORIAL HEALTHCARE SYSTEM			2	100%	2
FLORIDA PRIMARY & SPECIALTY CARE		2			2
MINUTE CLINIC LLC #4017		2			2
LIFESPRING COMMUNITY HEALTH		2			2
TGH Brandon Healthplex Laboratory			2	100%	2
MINUTECLINIC, LLC #5707		2			2
ARLINGTON DIALYSIS CENTER LLC		2			2
MIDLAND MEMORIAL HOSPITAL			2	100%	2
LAKELAND REGIONAL HEALTH		2			2
CITRUS PARK			2	100%	2
FLORIDA DEPARTMENT OF HEALTH WASHINGTON COUNTY		1	1	50%	2
TAMPA INTERNATIONAL AIRPORT			2	100%	2
BROWNE MEDICAL LLC		1	1	50%	2

COVID-19: testing by laboratory

Data through Jan 5, 2021 verified as of Jan 6, 2021 at 09:25 AM

Data in this report are provisional and subject to change.

The numbers in the table below represent the number of Florida and non-Florida residents for whom test results were received by the Department of Health. A person can be tested by more than one laboratory and can have both positive and negative results. **Therefore, the sum of the numbers in each column will be larger than the total number of people tested.**

Reporting lab	Inconclusive	Negative	Positive	Percent positive	Total
MINUTECLINIC DIANOSTIC OF VIRGINA, LL		2			2
EXCEPTIONAL EMERGENCY CENTER - AMARILLO			2	100%	2
WALGREENS #05477		2			2
PHYSICIANS MEDICAL CENTER		2			2
MEDEXPRESS URGENT CARE - LINCOLN N 26T		2			2
Elba Nursing and Rehabilitation Center, LLC		2			2
Great Lakes Health Center			2	100%	2
Kings County Hospital Center			2	100%	2
87TH MEDICAL GROUP – MCGUIRE AMBULATORY CARE FACILITY		2			2
WEST COAST PEDIATRICS			2	100%	2
ROCKEFELLER UNIVERSITY CLINICAL GENOMICS LABORATOR		2			2
HOME DOCS		1	1	50%	2
MEDLOGIC, LLC		2			2
MEDEXPRESS URGENT CARE - OMAHA N 72 ST		2			2
SOUTHEASTERN INSTITUTE OF RESTORATIVE MEDICINE		1	1	50%	2
ST. MARY'S HOSPITAL			2	100%	2
MORTON PLANT NORTH BAY HOSPITAL			2	100%	2
THE CLUB AT BOYNTON BEACH, LLC			2	100%	2
GALEN BAYLOR EXTENSION		2			2
METROHEALTH SYSTEM			2	100%	2
MED TECH SERVICES OF PALM BEACH INC		2			2
MEDEXPRESS URGENT CARE-SALINA, S 9TH ST		2			2
SCRIPPS CLINIC MEDICAL			2	100%	2
CIGNA ONSITE HEALTH LLC		1	1	50%	2
HAWAII DEPARTMENT OF HEALTH			2	100%	2
PINECREST PEDIATRICS GROUP LLC			2	100%	2
MINUTECLINIC DIAGNOSTIC PA #3344		2			2
HOUSTON HEALTH DEPARTMENT - BUREAU OF LABORATORY SERVICES			2	100%	2
Bedford Care Center of Hattiesburg		2			2
COMPLETE HEALTH MEDICAL CENTER			2	100%	2
MINUTECLINIC DIAGNOSTIC OF SC, LLC #7		1	1	50%	2
DIAGNOSTIC & MEDICAL SPECIALISTS OF GREENWICH		2			2
CLEVELAND CLINIC FLORIDA			2	100%	2
RIGHT AT HOME			2	100%	2
BIONIC TECHNOLOGIES CORPORATION			2	100%	2
Gracemore Nursing and Rehab		2			2
NORTHWELL HEALTH			2	100%	2
LEGACY LABORATORY SERVICES			2	100%	2
STEBEN COUNTY PUBLIC HEALTH		2			2
MINUTECLINIC, LLC #07852		2			2
MINUTE CLINIC DIAGNOSTIC OF SOUTH CAROLINA		1	1	50%	2
HOME ACCESS HEALTH			2	100%	2
VERILY LIFE SCIENCES		2			2
MEDEXPRESS URGENT CARE - HOLLINS		2			2
RAINY LAKE MEDICAL CENTER			2	100%	2
CARESPOT EXPRESS HEALTHCARE			2	100%	2
SIGNATURE HEALTHCARE OF MIDDLEBURG		2			2

COVID-19: testing by laboratory

Data through Jan 5, 2021 verified as of Jan 6, 2021 at 09:25 AM

Data in this report are provisional and subject to change.

The numbers in the table below represent the number of Florida and non-Florida residents for whom test results were received by the Department of Health. A person can be tested by more than one laboratory and can have both positive and negative results. **Therefore, the sum of the numbers in each column will be larger than the total number of people tested.**

Reporting lab	Inconclusive	Negative	Positive	Percent positive	Total
WESTPAC LABS INC			2	100%	2
CURATIVE		1	1	50%	2
Cleveland Clinic Weston			2	100%	2
MINUTECLINIC DIAGNOSTIC OF OHIO #6192		2			2
ST. LUKE'S HOSPITAL - BETHLEHEM CAMPUS		1	1	50%	2
LILY PHARMACY		2			2
VA PRIMARY CARE ANNEX			2	100%	2
DEPT OF HEALTH			2	100%	2
MEDEXPRESS URGENT CARE - WEST ST PAUL, ROBERT ST S		2			2
MINUTECLINIC DIAGNOSTIC MEDICAL		2			2
HEARTLAND - CHARLESTON OF HANAHAN SC,		2			2
SINAI PLAZA NURSING AND REHAB CENTER			2	100%	2
EMORY UNIVERSITY HOSPITAL			2	100%	2
NEW BRIDGE MEDICAL CENTER		2			2
MEDEXPRESS URGENT CARE, BELLE VERNON		2			2
FLORIDA DEPARTMENT OF HEALTH IN ESCAMBIA COUNTY		1	1	50%	2
WINDSOR OF GAINESVILLE		2			2
SURFSIDE URGENT CARE			2	100%	2
MINUTECLINIC, LLC (CLINIC 10928)		2			2
NATIONAL JEWISH HEALTH			2	100%	2
Rosedale Green		2			2
BENTON PEDIATRICS		2			2
Holiday Retirement Home			2	100%	2
MAGNOLIA ADULT, LLC			2	100%	2
DOCTOR 4 U CLINIC			2	100%	2
MORGAN STANLEY HEALTH CENTER		2			2
MINUTE CLINIC DIAG OF IND LLC #8674		2			2
THE PATHOLOGY LABORATORY		1	1	50%	2
BOONES CREEK URGENT CARE		1	1	50%	2
PROPATH			2	100%	2
MINUTECLINIC DIAGNOSTIC MED GRP OF CA		2			2
PANCARE HEALTH - HOSFORD SCHOOL			2	100%	2
MORRISTOWN MEMORIAL HOSPITAL		2			2
SUPERIOR RESIDENCES OF CLERMONT		2			2
SENDER RETREAT ADULT DAY CARE CENTERS			2	100%	2
PALM BAY COMMUNITY OUTPATIENT CLINIC		2			2
PEBBLEBROOK PHARMACY		1	1	50%	2
SIMMONS			2	100%	2
URGENT CARE AND SURGERY CENTER			2	100%	2
URGENT MED INC		1	1	50%	2
ATLAS GENOMICS			2	100%	2
BAYCARE MEDICAL GROUP, INC		2			2
MARCO ISLAND HOSPITAL INC D/B/A		1	1	50%	2
CLAYMED OF NORTH FLORIDA			2	100%	2
ACKERMAN CANCER CENTER		2			2
MINUTECLINIC MINUTECLINIC #4978		1	1	50%	2
CEDARS-SINAI MEDICAL CENTER			2	100%	2

COVID-19: testing by laboratory

Data through Jan 5, 2021 verified as of Jan 6, 2021 at 09:25 AM

Data in this report are provisional and subject to change.

The numbers in the table below represent the number of Florida and non-Florida residents for whom test results were received by the Department of Health. A person can be tested by more than one laboratory and can have both positive and negative results. **Therefore, the sum of the numbers in each column will be larger than the total number of people tested.**

Reporting lab	Inconclusive	Negative	Positive	Percent positive	Total
MEDEXPRESS URGENT CARE GREENSBURG		2			2
ADVENTHEALTH EAST ORLANDO EMPLOYEE CLINIC		2			2
CAPRONA GROUP HOME			2	100%	2
FLORIDA SCHOOL FOR THE DEAF & BLIND			2	100%	2
MINUTECLINIC DIAGNOSTIC OF SC, LLC #4		2			2
MEDEXPRESS URGENT CARE - JEANNETTE		2			2
SACRED HEART HOSPITAL ON THE EMERALD			2	100%	2
MINUTE CLINIC LLC # 2033		1	1	50%	2
FLORIDA KEYS PED & ADOLES CTR			2	100%	2
ADVANCED URGENT CARE CENTER OF THE UPPER KEYS			2	100%	2
University Center East			2	100%	2
SOUTHEAST GEORGIA HEALTH SYSTEM			2	100%	2
WHOLE CHILD PEDIATRICS			2	100%	2
CARE 365			2	100%	2
Alden Des Plaines			2	100%	2
NEMOURS CHILDRENS PRIMARY CARE			2	100%	2
LEGACY ER & URGENT CARE - FRISCO WEST			2	100%	2
SOUTHSIDE FAMILY MEDICAL		2			2
PLASMA MED RESEARCH DBA		2			2
ADULT MEDICINE OF LAKE COUNTY INC			2	100%	2
FLORIDA MEDICAL CLINIC RADIOLOGY DALE MABRY		2			2
JOHNNIE RUTH CLARKE LAB			2	100%	2
NOVA SOUTHEASTERN UNIVERSITY - STUDENT MEDICAL CTR			2	100%	2
KINDRED HOSPITAL OCALA		2			2
BAYFRONT MEDICAL			2	100%	2
GEISINGER MEDICAL CENTER		2			2
CLAY PRIMARY & FAMILY CARE LLC			2	100%	2
PHYSICIANS REGIONAL MEDICAL CTR - COLLIER BLVD			2	100%	2
ROYAL PALM MEDICAL GROUP, INC		2			2
NLC LABS			2	100%	2
CALIFORNIA DIVISION OF COMMUNICABLE DISEASE CONTROL			2	100%	2
ORMOND BEACH URGENT CARE			2	100%	2
FL DEPT OF HEALTH MARION COUNTY MOBILE HEALTH UNIT			2	100%	2
Heartland Healthcare Center Boca Raton			2	100%	2
MARQUESA MEDICAL		2			2
STEWART ST ELIZABETH MEDICAL CENTER			2	100%	2
ELMHURST MEMORIAL HOSPITAL			2	100%	2
MEDEXPRESS - WILMINGTON KIRKWOOD HIGHWAY		2			2
GENETIC ASSAYS INC			2	100%	2
HCR MANOR CARE SERVICES OF FLORIDA III INC		2			2
ROPER HOSPITAL			2	100%	2
UWMC MONTLAKE DEPT OF LAB MED			2	100%	2
ADVANCED PEDIATRICS			2	100%	2
MEDEXPRESS URGENT CARE - SPRINGDALE, S 40TH STREET		2			2
CELEBRATION PEDIATRICS PA			2	100%	2
MAWD PATHOLOGY GROUP			2	100%	2
JACKSON LABORATORY OF GENOMIC MEDICINE		2			2

COVID-19: testing by laboratory

Data through Jan 5, 2021 verified as of Jan 6, 2021 at 09:25 AM

Data in this report are provisional and subject to change.

The numbers in the table below represent the number of Florida and non-Florida residents for whom test results were received by the Department of Health. A person can be tested by more than one laboratory and can have both positive and negative results. **Therefore, the sum of the numbers in each column will be larger than the total number of people tested.**

Reporting lab	Inconclusive	Negative	Positive	Percent positive	Total
MEMORIAL HOSPITAL OF TAMPA			1	100%	1
BOLLES SCHOOL, THE			1	100%	1
EXCEL URGENT CARE OF NJ			1	100%	1
LIFELINK TISSUE BANK D/B/A LIFELINK TISSUE BANK		1			1
AVERA ST. MARY'S HOSPITAL			1	100%	1
UNIVERISTY OF MIAMI			1	100%	1
Alden North Shore			1	100%	1
Brookdale Southside			1	100%	1
CARSON NURSING AND REHABILITATION CENT		1			1
MEDEXPRESS URGENT CARE - CONWAY		1			1
BODYK			1	100%	1
Lynwood		1			1
JACK M MATHENY II MD			1	100%	1
VIRGINIA UROLOGY		1			1
15 TO KNOW			1	100%	1
BROOKDALE FORT MYERS LAKES PARK			1	100%	1
ST. PETERSBURG PEDIATRICS-SEMINOLE			1	100%	1
NORTHEAST FLORIDA HEALTH SERVICES			1	100%	1
FLORIDA MEDICAL CENTER			1	100%	1
TITUSVILLE CENTER FOR SURGICAL EXCELLENCE LLC		1			1
DONALSONVILLE HOSPITAL			1	100%	1
UMHC HOLLYWOOD LABORATORY			1	100%	1
MID-FLORIDA CANCER CENTERS		1			1
Crowne Place Assisted Living		1			1
ABBOTT LABORATORIES - OCCUPATIONAL HEALTH SERVICES			1	100%	1
MEDEXPRESS URGENT CARE - RUSSELLVILLE, W MAIN ST		1			1
FLORIDA KEYS PED AND ADOLES CTR			1	100%	1
Southwest Louisiana Veterans Home			1	100%	1
COLUMBIA CREST CARE & RAHAB		1			1
KINGWOOD EMERGENCY HOSPITAL			1	100%	1
HERNANDO CHILDREN'S			1	100%	1
MEDICAL CENTER			1	100%	1
CLERMONT HEALTH DEPARTMENT			1	100%	1
ALLIANCE MD DIRECT PRIMARY CARE			1	100%	1
ONPOINT URGENT CARE			1	100%	1
LIBERTY HEALTH CENTER			1	100%	1
BOSTON MEDICAL CENTER			1	100%	1
GENESIS FAMILY PRACTICE			1	100%	1
FAMILY PRACTICE ASSOCIATES		1			1
Aspire Physical Recovery Center at Cahaba River		1			1
MISSION HOSPITAL			1	100%	1
BAPTIST HOSPITAL LABORATORY			1	100%	1
PATHWAY PHARMACY			1	100%	1
OMNI HEALTHCARE URGENT CARE			1	100%	1
OHIO VALLEY MANOR NURSING &		1			1
ATRIA WILLOW WOOD			1	100%	1
MEDEXPRESS URGENT CARE - ANDERSON		1			1

COVID-19: testing by laboratory

Data through Jan 5, 2021 verified as of Jan 6, 2021 at 09:25 AM

Data in this report are provisional and subject to change.

The numbers in the table below represent the number of Florida and non-Florida residents for whom test results were received by the Department of Health. A person can be tested by more than one laboratory and can have both positive and negative results. **Therefore, the sum of the numbers in each column will be larger than the total number of people tested.**

Reporting lab	Inconclusive	Negative	Positive	Percent positive	Total
ORMOND MEDICAL ARTS FAMILY PRACTICE PL			1	100%	1
CONVENIENT MEDICAL AND HEALTH SERVICES			1	100%	1
RM PHARMACY SERVICES INC		1			1
HIBISCUS COURT			1	100%	1
ILLINOIS DEPT OF PUBLIC HEALTH LABS			1	100%	1
DE TAR HOSPITAL			1	100%	1
ADVENTHEALTH MEDICAL GROUP COMMUNITY MEDICINE			1	100%	1
LAKEVIEW REGIONAL HOSPITAL			1	100%	1
MORNINGSIDE NURSING AND REHABILITATION		1			1
UMMC MIDTOWN CAMPUS			1	100%	1
HACKENSACK UNIVERSITY MEDICAL CENTER		1			1
ST LUKES SURGICAL AT THE VILLAGES INC			1	100%	1
CLEVELAND CLINIC AKRON GENERAL			1	100%	1
ORLANDO HEALTH PHYSICIAN GROUP INC			1	100%	1
MERITER LABORATORIES			1	100%	1
HAWKEYE CARE CENTER DUBUQUE		1			1
ST MARY'S OF SAGINAW		1			1
QUEST DIAGNOSTICS CLINICAL LABORATORIES INC		1			1
BERKSHIRE MEDICAL CENTER			1	100%	1
RIVIERA BEACH HEALTH CENTER LAB			1	100%	1
NASSAU COUNTY HEALTH DEPARTMENT		1			1
POMPANO BEACH ARTIFICIAL KIDNEY CENTER			1	100%	1
Ash Flat Healthcare and Rehabilitation Center			1	100%	1
MY URGENT CARE CLINIC			1	100%	1
HYDE PARK MEDICAL CENTER		1			1
SOUTHERN HILLS MEDICAL CENTER			1	100%	1
RAPID CITY REGIONAL HOSPITAL -579 ATTN. LABORATORY		1			1
PARKLAND HEALTH & HOSPITAL			1	100%	1
NHC Chattanooga			1	100%	1
DOCTORS HEARING			1	100%	1
BMC/NASSAU			1	100%	1
ATRIA TAMARAC			1	100%	1
COOPER CLINIC			1	100%	1
HERNANDO COUNTY HEALTH DEPT			1	100%	1
CROSS CREEK HEALTH CARE		1			1
MEDERI CARETENDERS			1	100%	1
CARESPOT URGENT CARE		1			1
ANY LAB TEST FAST CORP			1	100%	1
Vi at Aventura		1			1
BROOKDALE OF SPRING HILL		1			1
MERCY – NORTH IOWA			1	100%	1
TREASURE COAST COMMUNITY HEALTH INC			1	100%	1
CONWAY MEDICAL CENTER			1	100%	1
ENCOMPASS HEALTH REHABILITATION HOSPITAL OF LARGO			1	100%	1
BAYFRONT HEAL WOUND CARE AND HYPERBARIC CENTER			1	100%	1
RPC@HODGES			1	100%	1
HAMILTON CI MAIN UNIT ANNEX/ WORK CAMP			1	100%	1

COVID-19: testing by laboratory

Data through Jan 5, 2021 verified as of Jan 6, 2021 at 09:25 AM

Data in this report are provisional and subject to change.

The numbers in the table below represent the number of Florida and non-Florida residents for whom test results were received by the Department of Health. A person can be tested by more than one laboratory and can have both positive and negative results. **Therefore, the sum of the numbers in each column will be larger than the total number of people tested.**

Reporting lab	Inconclusive	Negative	Positive	Percent positive	Total
BRANDON OUTREACH CLINIC			1	100%	1
PEACHEALTH LABORATORIES		1			1
CHP COVID-19 (TX)			1	100%	1
ACCOMPLISHED HOME CARE		1			1
PROGRESS PHARMACY INC			1	100%	1
SEBRING PEDIATRICS LLC			1	100%	1
ER NEAR ME HULEN		1			1
SOUTHERN BREEZE HEALTHCARE			1	100%	1
MEDEXPRESS URGENT CARE - FORT SMITH		1			1
ARTHREX MEDICAL CENTER EAST			1	100%	1
Imperial Healthcare Centre			1	100%	1
Arch Plaza Nursing and Rehabilitation Center			1	100%	1
DEACONESS URGENT CARE CENTER			1	100%	1
UPMC NORTHWEST HOSPITAL			1	100%	1
ENVOY OF FORK UNION, LLC DBA ENVOY AT THE VILLAGE		1			1
The Palms Nursing and Rehabilitation		1			1
COMMONWEALTH OF VIRGINIA DIVISION OF CONSOLIDATED LABORATORY SERVICES			1	100%	1
OCALA FAMILY MEDICAL CENTER		1			1
SURGERY CENTER, THE			1	100%	1
HEALTH EXPRESS		1			1
ASCENSION ST VINCENT'S - WESTSIDE			1	100%	1
DOCTORS AFTER HOURS URGENT CARE CENTER			1	100%	1
UNLIMITED MEDICAL SERVICES OF FL PL DBA		1			1
MEMORIAL HERMANN HOSPITAL			1	100%	1
LEXINGTON HOSPITAL CORPORATION			1	100%	1
MINUTECLINIC LLC (2335)		1			1
ODYSSEY HEALTH CARE OF MARION COUNTY LLC		1			1
BROWARD TRANSITIONAL CENTER			1	100%	1
MARYLAND DEPARTMENT OF HEALTH AND MENTAL HYGIENE-LABORATORIES			1	100%	1
SEWALLS POINT PHARMACY INC			1	100%	1
FLAGLER CARE CENTER			1	100%	1
Moab Regional Hospital			1	100%	1
MINUTECLINIC INCORPORATE, LLC		1			1
CANDLER HOSPITAL			1	100%	1
MINUTECLINIC, LLC #1492		1			1
GEORGETOWN URGENT CARE			1	100%	1
SKY RIDGE MEDICAL CENTER - MICRO			1	100%	1
SHAMRA MEDICAL LABORATORY			1	100%	1
SHAH			1	100%	1
ENCOMPASS HEALTH REHABILITATION			1	100%	1
ACCESS RECOVERY SOLUTIONS LLC			1	100%	1
FIU HEALTH CARE CENTER			1	100%	1
JACKSON MADISON CO. GEN. HOSPITAL			1	100%	1
WEST COAST CLINICAL LABS INC			1	100%	1
HOUSTON DEPARTMENT OF HEALTH AND HUMAN SERVICES			1	100%	1
SAINT BARNABAS MEDICAL CENTER		1			1
HELGEMO & LIQU PEDIATRICS			1	100%	1

COVID-19: testing by laboratory

Data through Jan 5, 2021 verified as of Jan 6, 2021 at 09:25 AM

Data in this report are provisional and subject to change.

The numbers in the table below represent the number of Florida and non-Florida residents for whom test results were received by the Department of Health. A person can be tested by more than one laboratory and can have both positive and negative results. **Therefore, the sum of the numbers in each column will be larger than the total number of people tested.**

Reporting lab	Inconclusive	Negative	Positive	Percent positive	Total
FAMILY TREE DNA			1	100%	1
MERCY GENERAL HOSPITAL			1	100%	1
UNIVERSITY OF MIAMI PRIMARY CARE SITE UMHC 3039			1	100%	1
THE LITTLE CLINIC LLC			1	100%	1
FHCP ASC - ORANGE CITY			1	100%	1
UMASS MEMORIAL MEDICAL CENTER, INC		1			1
LIFESPAN HEALTH - SELMER		1			1
BAYOU URGENT CARE			1	100%	1
Avera Sr. James Care Center		1			1
PALM BEACH DIABETES AND ENDOCRINE SPECIALISTS, PA			1	100%	1
NEWTON MEMORIAL HOSPITAL		1			1
SOUTHERN WINDS			1	100%	1
AUGUSTA HEALTH CLINICAL LABORATORY			1	100%	1
Sanford Health & Rehabilitation			1	100%	1
PEDRO L ORTEGA MD PA			1	100%	1
SUN CLINICAL LABORATORIES			1	100%	1
MEDICAL ASSOCIATES OF PINELLAS - LAB			1	100%	1
JAX FAMILY CARE		1			1
BEAUMONT HOSPITAL			1	100%	1
LITTLE FALLS HOSPITAL LABORATORY		1			1
GEORGE WASHINGTON UNIVERSITY HOSPITAL			1	100%	1
SUNCOAST COMMUNITY HEALTH CENTERS INC		1			1
GRAND VILLA OF NEW PORT RICHEY			1	100%	1
HUNEYCUTT FAMILY PRACTICE			1	100%	1
HEALTHCARE ASSOCIATES OF IRVING, LLP			1	100%	1
VISTA LAKE ASSISTED LIVING			1	100%	1
Cortland Acres Association		1			1
ORCHID TERRACE		1			1
VIVEX/UMTB BIOMEDICAL			1	100%	1
METROPOLITAN			1	100%	1
UHS BINGHAMTON GENERAL			1	100%	1
MINUTE-CLINIC DIAGNOSTIC OF VIRGINIA,		1			1
QUEST INC			1	100%	1
MINUTE CLINIC DIAGNOSTIC OF TN PC #64		1			1
SERENADES BY SONATA		1			1
FRASER MEMORIAL HOSPITAL			1	100%	1
CELEBRATION HOSPITAL			1	100%	1
ROCKLEDGE HEALTH & REHABILITATION CENTER			1	100%	1
Central Park Healthcare & Rehabilitation Center		1			1
SONNI'S PEDIATRICS			1	100%	1
LAKE REGIONAL HEALTH			1	100%	1
Dulles Health and Rehab Center		1			1
VALLEY MEDICAL LABORATORY			1	100%	1
MANOR CARE OF DELRAY BEACH FL LLC		1			1
CVS MINUTE CLINIC DIAGNOSTIC MED GRP OF CAL		1			1
MEDICAL CLINIC OF HOUSTON			1	100%	1
HILTON HEAD HOSPITAL/INPATIENT			1	100%	1

COVID-19: testing by laboratory

Data through Jan 5, 2021 verified as of Jan 6, 2021 at 09:25 AM

Data in this report are provisional and subject to change.

The numbers in the table below represent the number of Florida and non-Florida residents for whom test results were received by the Department of Health. A person can be tested by more than one laboratory and can have both positive and negative results. **Therefore, the sum of the numbers in each column will be larger than the total number of people tested.**

Reporting lab	Inconclusive	Negative	Positive	Percent positive	Total
ST. LUKES HOSPITAL			1	100%	1
MED CHOICE CENTER OF NORTH MIAMI			1	100%	1
NATION'S BEST CARE HOME HEALTH			1	100%	1
ST. JOHN HOSPITAL & MEDICAL CENTER			1	100%	1
AUTUMN HOUSE			1	100%	1
ACCESS CARE MEDICAL GROUP LLC		1			1
Longwood Community Living Center		1			1
DIVERSE MEDICAL CARE LLC			1	100%	1
NHLS		1			1
HALIFAX HEALTH PRIMARY CARE ORMOND			1	100%	1
DOCTORS CARE – GREER		1			1
MINUTECLINIC DIAGNOSTIC OF WISCONSIN, LLC		1			1
BIOMERIEUX			1	100%	1
CARE POINT HEALTH AND WELLNESS CENTER		1			1
FHPG SURGICAL ASSOCIATES OF EAST PASCO			1	100%	1
Miller Health Care Center			1	100%	1
KIDSVILLE PEDIATRICS III PA			1	100%	1
ALPHA 1 ANTITRYPSIN RESEARCH PROGRAM			1	100%	1
SUMMIT LABORATORY			1	100%	1
CARE STATION MEDICAL GROUP		1			1
ELITE CARE			1	100%	1
PLEASANT RIDGE MANOR WEST		1			1
CHILTON MEDICAL CENTER		1			1
INHEALTH LIFE SCIENCES LLC			1	100%	1
CORNERSTONE PEDIATRICS			1	100%	1
MEMORIALCARE LONG BEACH MEDICAL CENTER			1	100%	1
BUENA VIDA ESTATES			1	100%	1
MID-FLORIDA PATHOLOGY LLC - MOBILE UNIT # 3			1	100%	1
TANGLEWOOD MANOR		1			1
PATHOLOGY		1			1
Elm Crest Senior Living Community		1			1
BAPTIST HEALTH EXPRESS CARE			1	100%	1
CACERES SPECIALIZED GYNECOLOGY		1			1
NORTH FLORIDA CHILD DEVELOPMENT, INC			1	100%	1
PHYSICIANS PREMIER			1	100%	1
THE HEART HOSPITAL BAYLOR PLANO			1	100%	1
MOSAIC MEDICAL CENTER MARYVILLE			1	100%	1
CROSSROADS URGENT CARE DBA URGENT TEA		1			1
SELF REGIONAL HEALTHCARE			1	100%	1
MAYO CLINIC BEACHES PRIMARY CARE CTR		1			1
MANSFIELD MEDICAL LODGE			1	100%	1
HOLLY HILL HOME INFUSION SERVICE		1			1
VA OPTOMETRY CLINIC			1	100%	1
FLORIDA DEPARTMENT OF HEALTH IN LEE COUNTY			1	100%	1
GREATER TAMPA AT HOME			1	100%	1
LRGHEALTHCARE		1			1
TRUMAN MEDICAL CENTER - HOSPITAL HILL			1	100%	1

COVID-19: testing by laboratory

Data through Jan 5, 2021 verified as of Jan 6, 2021 at 09:25 AM

Data in this report are provisional and subject to change.

The numbers in the table below represent the number of Florida and non-Florida residents for whom test results were received by the Department of Health. A person can be tested by more than one laboratory and can have both positive and negative results. **Therefore, the sum of the numbers in each column will be larger than the total number of people tested.**

Reporting lab	Inconclusive	Negative	Positive	Percent positive	Total
ALPHA CLINICAL LABORATORY CORP.			1	100%	1
HCL LABORATORIES			1	100%	1
SV MOBILE HEALTH			1	100%	1
NDX-CORE LAB			1	100%	1
Waddell Nursing & Rehab Center		1			1
SIGNATURE CARE MEMORIAL CITY			1	100%	1
MINUTECLINIC DIAGNOSTIC OF OHIO #4401		1			1
OXY-GENLAB			1	100%	1
CFCH - FROSTPROOF			1	100%	1
JOSEPH SCHENKER MD PC		1			1
HEALTH CARE SERVICES LC			1	100%	1
UF HEALTH THE VILLAGES			1	100%	1
CALIFORNIA PUBLIC HEALTH LABORATORY			1	100%	1
AFTER HOURS PEDS			1	100%	1
CHESAPEAKE REGIONAL MEDICAL CENTER			1	100%	1
COSTCO PHARMACY #1023			1	100%	1
HEALTH GUAGE			1	100%	1
US LABORATORIES			1	100%	1
LABORATORY COPRORATION OF AMERICA			1	100%	1
KEY WEST BRANCH MEDICAL CLINIC			1	100%	1
LAKE VIEW COURT		1			1
GSM OCED Subsection			1	100%	1
BRISTOL REGINAL MEDICAL CENTER			1	100%	1
Raleigh Center (WV)			1	100%	1
WALGREEN#12147		1			1
ICARE		1			1
NORTHSIDE HOSPITAL DULUTH			1	100%	1
LIFELINK OF FLORIDA			1	100%	1
DASCENA LAB			1	100%	1
TREASURE COAST PRIMARY CARE		1			1
KANSAS CITY VA MEDICAL CENTER			1	100%	1
MORGAN STANELY HEALTH CENTER		1			1
CAREHERE LLC			1	100%	1
BLACK STALLION WALK IN AND EXERCISE CLINICS LLC		1			1
NEW YORK STATE DEPTARTMENT OF HEALTH			1	100%	1
NORTH MIAMI BEACH SURGICAL CENTER			1	100%	1
OVIEDO CHILDRENS HEALTH CENTER LLC		1			1
BAPTIST HEALTH MEDICAL PLAZA			1	100%	1
LUMICO LIFE INSURANCE COMPANY		1			1
RIDGE OPTUM FLORIDA			1	100%	1
PATHOLOGYT & LAB MEDICINE SERVICES			1	100%	1
LEHIGH REGIONAL WOUND CENTER			1	100%	1
USCG AIR STATION CLEARWATER CLINIC			1	100%	1
OMNICARE PHARMACY OF TEXAS 1, LP		1			1
BLOSSOMS ASSISTED LIVING 1 LLC			1	100%	1
Kroger - KR001100688			1	100%	1
CHRISTUS SPOHN HOSPITAL			1	100%	1

COVID-19: testing by laboratory

Data through Jan 5, 2021 verified as of Jan 6, 2021 at 09:25 AM

Data in this report are provisional and subject to change.

The numbers in the table below represent the number of Florida and non-Florida residents for whom test results were received by the Department of Health. A person can be tested by more than one laboratory and can have both positive and negative results. **Therefore, the sum of the numbers in each column will be larger than the total number of people tested.**

Reporting lab	Inconclusive	Negative	Positive	Percent positive	Total
MAINE HEALTH AND ENVIRONMENTAL TESTING LABORATORY			1	100%	1
WALGREENS # 12338		1			1
VANDERBILT UNIVERSITY MEDICAL CENTER			1	100%	1
Buena Vista Care Center		1			1
MADISON AT OVIEDO			1	100%	1
DIXIE COUNTY EMERGENCY SERVICES			1	100%	1
CHIPOLA QUICK CARE			1	100%	1
SHANDS JACKSONVILLE CLINICAL CENTER			1	100%	1
Cerenity Senior Care-White Bear Lake		1			1
MRMC LAB MICRO			1	100%	1
WW Chem Auto SS			1	100%	1
SOUTH FLORIDA PEDIATRIC PARTNERS			1	100%	1
MEDEXPRESS URGENT CARE - LEOMINSTER		1			1
MANATEE MEMORIAL HOSPITAL CLINICAL LABORATORY			1	100%	1
MINUTECLINIC DIAGNOSTIC MED GRP OF ORA			1	100%	1
HOLMES FAMILY PRACTICE PA			1	100%	1
PSL JAX BEACH OPERATIONS LLC			1	100%	1
INNOVATIVE HEALTH DIAGNOSTIC OF CALIFORNIA			1	100%	1
ASCENSION ST VINCENT'S MEDICAL CENTER			1	100%	1
SPRINGFIELD HOSPITAL			1	100%	1
WINKLER COURT□			1	100%	1
SPECTRUM LUDINGTON			1	100%	1
BAPTIST HEALTH SURGERY CENTER			1	100%	1
JOHN D. ARCHBOLD MEMORIAL HOSPITAL			1	100%	1
LABORATORIO MEDICO CENTRAL CONDOMINO MD			1	100%	1
PALM COAST DRAW STATION/AMERICAN HEALTH ASSOCIATES		1			1
MEDEXPRESS URGENT CARE - SOMERSET TOWNSHIP		1			1
ST. LUKE'S HOSPITAL			1	100%	1
Integrity Healthcare of Carbondale			1	100%	1
MINUTECLINIC DIAGNOSTIC OF OHIO #3407		1			1
ADVENTHEALTH IMAGING LAKE NONA			1	100%	1
LABONE		1			1
MIAMI CEREBRAL PALSY RESIDENTIAL			1	100%	1
IZ MEDICAL		1			1
CARENOW URGENT CARE – SPRING			1	100%	1
MINNESOTA DEPARTMENT OF HEALTH LABORATORY			1	100%	1
HOME AIDE SVC OF EASTERN NY INC D/B/A		1			1
HEARTLAND REGIONAL MEDICAL CENTER		1			1
UNIVERSITY URGENT CARE			1	100%	1
RIVERSIDE COUNTY PUBLIC HEALTH LABORATORY			1	100%	1
CVS HEALTH MINUTE CLINIC			1	100%	1
PRACTITIONERS IN MOTION			1	100%	1
PALMS OF FT MYERS,THE			1	100%	1
FLAGLER COUNTY BOARD OF COUNTY COMMISSIONERS			1	100%	1
LITTLE COMPANY OF MARY HOSPITAL			1	100%	1
Garden View Care Center at Dougherty Ferry		1			1
PENINSULA REGIONAL MED CTR LAB			1	100%	1

COVID-19: testing by laboratory

Data through Jan 5, 2021 verified as of Jan 6, 2021 at 09:25 AM

Data in this report are provisional and subject to change.

The numbers in the table below represent the number of Florida and non-Florida residents for whom test results were received by the Department of Health. A person can be tested by more than one laboratory and can have both positive and negative results. **Therefore, the sum of the numbers in each column will be larger than the total number of people tested.**

Reporting lab	Inconclusive	Negative	Positive	Percent positive	Total
PRIMARY CARE GROUP LLC		1			1
WINDSOR MANOR			1	100%	1
ST FRANCIS MEDICAL CENTER			1	100%	1
MEDEXPRESS URGENT CARE-BRENTWOOD		1			1
MEDEXPRESS URGENT CARE - BENTONVILLE		1			1
Heritage of Red Cloud		1			1
MEDICAL ASSOCIATES OF CARTER		1			1
KETTERING MEDICAL CENTER			1	100%	1
Arlington Care Center			1	100%	1
ADVENTHEALTH SENIOR CARE AT ORMOND			1	100%	1
AVERA SACRED HEART HOSPITAL			1	100%	1
OAKMONT WEST- GREENVILLE SC		1			1
ARNOLD PALMER HOSPITAL LAB POCT		1			1
HOLSTON MEDICAL GROUP		1			1
Metairie Healthcare Center			1	100%	1
BASCOM PALMER-MICRO LAB			1	100%	1
BEAUMONT HOSPITAL, GROSSE POINTE			1	100%	1
ADVANCED URGENT CARE PLLC		1			1
CLUB HEALTH AND REHABILITATION CENTER, THE		1			1
RABI SINHA, MD		1			1
TWIN			1	100%	1
SAINT JOSEPH'S HOSPITAL AND MEDICAL CENTER		1			1
MINUTECLINIC DIAGNOSTIC, PA #10252		1			1
Winter Park Care and Rehab			1	100%	1
HAMILTON CHD		1			1
PARK AVENUE DERMATOLOGY NORTH			1	100%	1
COMMUNICABLE DISEASE CONTROL/PUBLIC HEALTH EMERGENCY PREPAREDNESS			1	100%	1
TRAVIS LEE THOMPSON MD			1	100%	1
HOWELL BRANCH COURT			1	100%	1
ROSLYN INTERNAL MEDICINE		1			1
CATHEDRAL GERONTOLOGY CENTER DBA CATHEDRAL CARES			1	100%	1
VETERANS AFFAIRS MEDICAL CENTER - EAST ORANGE			1	100%	1
HEALTH ALLIANCE			1	100%	1
LCMC LAB SUBSECTION		1			1
ELLIS HOSPITAL URGENT CARE CENTER LAB		1			1
NEW ERA HEALTH CENTER INC		1			1
LARKIN COMMUNITY HOSPITAL PALM SPRINGS CAMPUS			1	100%	1
DEPARTMENT OF HEALTH/ NEW YORK			1	100%	1
Lutheran Community at Telford		1			1
GOLDING-GRANADO MEDICAL ASSOCIATES		1			1
FLORHAM PARK ENDOSCOPY CENTER		1			1
PHYSICIANS IMMEDIATE CARE			1	100%	1
MINUTE CLINIC DIAGNOSTICS OF IN, LLC #6252		1			1
PROVIDENCE ST PETER HOSPITAL		1			1
MEDEXPRESS URGENT CARE - LITTLE ROCK		1			1
GREENTREE MEDICAL CENTER			1	100%	1
BRIAN C GRINER MD LLC			1	100%	1

COVID-19: testing by laboratory

Data through Jan 5, 2021 verified as of Jan 6, 2021 at 09:25 AM

Data in this report are provisional and subject to change.

The numbers in the table below represent the number of Florida and non-Florida residents for whom test results were received by the Department of Health. A person can be tested by more than one laboratory and can have both positive and negative results. **Therefore, the sum of the numbers in each column will be larger than the total number of people tested.**

Reporting lab	Inconclusive	Negative	Positive	Percent positive	Total
Ocala Regional Kidney Center East			1	100%	1
CMC Mercy Laboratory			1	100%	1
Pediatric Partners Zephyrhills			1	100%	1
The Windsor of Ocala			1	100%	1
Mid Florida Dermatology Associates PA			1	100%	1
Sports Medicine Clinic - U of Wyoming			1	100%	1
Memorial Hospital West			1	100%	1
Smg At Bridgewater Family Medicine		1			1
Lab Test Kendall LLC		1			1
Galveston County Health District			1	100%	1
Onslow County Health Department			1	100%	1
Wedgewood Manor		1			1
Partners in Primary Care		1			1
VibrantLife of El Paso Rehabilitation Center			1	100%	1
Vital Care			1	100%	1
Orchid Cove at Naples			1	100%	1
Freedom Pointe at The Villages			1	100%	1
Key Biscayne Pediatric Associates Inc			1	100%	1
University of Vermont Medical Center			1	100%	1
New York University Medical Center			1	100%	1
Renown Regional Medical Center			1	100%	1
Albany Medical Center			1	100%	1
PM Pediatrics of Bayside, PLLC - Rive		1			1
New Horizon Primary Care LLC			1	100%	1
Central Carolina Hospital			1	100%	1
2504-Homewood		1			1
UF Kanapaha Lab Beaker		1			1
Colonial Medical Center-East Orlando			1	100%	1
Masonic Medical Research Institute			1	100%	1
Bayfront Cardiovascular Associates			1	100%	1
CFHC - Frostproof			1	100%	1
Associates MD Medical Group Inc			1	100%	1
Sherwood Oaks Health Center			1	100%	1
Miami Childrens Hospital Midtown Outpatient Center			1	100%	1
Omni Healthcare Inc			1	100%	1
Sacred Heart Medical Center			1	100%	1
Infection Control Dept			1	100%	1
Healthcare for the Homeless			1	100%	1
Guidewell Emergency Medicine Doctors LLC #33			1	100%	1
CSL Plasma Lab			1	100%	1
Davenport Pediatric CLERMONT PA		1			1
EXAC Care Crossville		1			1
Oakland Nursing and Rehabilitation Center		1			1
Douglas County Health Center		1			1
Alimetrix Inc		1			1
Metro Health Hospital Laboratory		1			1
Parkview Care Center			1	100%	1

COVID-19: testing by laboratory

Data through Jan 5, 2021 verified as of Jan 6, 2021 at 09:25 AM

Data in this report are provisional and subject to change.

The numbers in the table below represent the number of Florida and non-Florida residents for whom test results were received by the Department of Health. A person can be tested by more than one laboratory and can have both positive and negative results. **Therefore, the sum of the numbers in each column will be larger than the total number of people tested.**

Reporting lab	Inconclusive	Negative	Positive	Percent positive	Total
COVE AT THE MARBELLA,THE			1	100%	1
WALGREENS #10308		1			1
HEALGEN SCIENTIFIC			1	100%	1
PALM BEACH DIABETES & ENDOCRINE SPECIALISTS PA			1	100%	1
HIGHLANDS URGENT CARE			1	100%	1
MINUTECLINIC #2797		1			1
Manorcare Health Services West Reading North		1			1
MINUTECLINIC LLC #5157			1	100%	1
ROBERTS WESLEYAN COLLEGE HEALTH CENTE		1			1
ABSOLUTE HEALTH INTERNAL MEDICINE AND PEDIATRICS		1			1
BREVARD FAMILY WALK IN CLINIC			1	100%	1
Good Samaritan Society - Albion		1			1
Summit Medical Group Morristown Oncology		1			1
ADVANCED LABORATORY SERVICES			1	100%	1
MEDEXPRESS URGENT CARE - TOPEKA, SW WANAMAKER RD		1			1
ARIZONA STATE LABORATORY			1	100%	1
MEA PRIMARY CARE PLUS BYRAM			1	100%	1
PROGRESSIVE MEDICAL LAB LLC			1	100%	1
Brio of Johnston		1			1
ALL CARE URGENT CARE			1	100%	1
HARDIN MEMORIAL HOSPITAL - HEARTLAND PATHOLOGY CONSULTANTS			1	100%	1
FLORIDA HEART AND VASCULAR MULTISPECIALTY GROUP PA			1	100%	1
ADVANCED HEALTHCARE ASSOCIATES		1			1
CLEVELAND CLINIC OUTPATIENT LABORATORY			1	100%	1
LAKE PEDIATRICS			1	100%	1
CULVER CITY URGENT CARE			1	100%	1
CEPERO PEDIATRICS PA			1	100%	1
TREASURE COAST MEDICAL CONCIERGE LLC			1	100%	1
ST. MICHAEL'S ELITE HOSPITAL			1	100%	1
UNIVERSITY OF MARYLAND PATHOLOGY ASSOCIATES			1	100%	1
Jersey City Medical Center		1			1
LEXINGTON PLACE SENIOR LIVING COMMUNITY		1			1
Caldwell Care		1			1
Cornerstone at the Ranch		1			1
DEVLIN MANOR NURSING AND REHABILITATION		1			1
Harris Hill Nursing Facility		1			1
MARYLAND DEPARTMENT OF HEALTH AND MENTAL HYGIENE			1	100%	1
MEDEXPRESS URGENT CARE - BENTON		1			1
MIAMI-DADE COUNTY HEALTH DEPT.		1			1
FREDERICK AVENUE GROUP HOME		1			1
CITRUS HEALTH NETWORK INC			1	100%	1
MC DIAGNOSTIC OF CONNECTICUT, PC #114		1			1
URGENT CARE OF FORT LAUDERDALE INC			1	100%	1
BROOKS REHAB			1	100%	1
NORTH BROWARD MEDICAL CENTER			1	100%	1
WillowBrooke Court at Westminster Village		1			1
GATEWAY HEALTHCARE, PC			1	100%	1

COVID-19: testing by laboratory

Data through Jan 5, 2021 verified as of Jan 6, 2021 at 09:25 AM

Data in this report are provisional and subject to change.

The numbers in the table below represent the number of Florida and non-Florida residents for whom test results were received by the Department of Health. A person can be tested by more than one laboratory and can have both positive and negative results. **Therefore, the sum of the numbers in each column will be larger than the total number of people tested.**

Reporting lab	Inconclusive	Negative	Positive	Percent positive	Total
CARESPOT - OCOEE			1	100%	1
ST JOHNS EPISCOPAL HOSPITAL SOUTH SHORE		1			1
MINUTECLINIC, LLC #7139		1			1
UMASS MEMORIAL/MARLBORO HOSPITAL			1	100%	1
HAYS CLINICAL LAB			1	100%	1
MEMORIAL HOSPITAL MIRAMAR WAIVED TESTING			1	100%	1
ADVANCED INDIVIDUALIZED MEDICINE OF NAPLES			1	100%	1
LAKELAND MEDICAL CENTER			1	100%	1
CENTRAL FLORIDA HOSPITALIST			1	100%	1
WINTER GARDEN CHILDREN'S HEALTH CENTERS			1	100%	1
POPLAR HEALTHCARE			1	100%	1
Peninsula Nursing and Rehabilitation Center		1			1
NORTHERN KENTUCKY HEALTH DEPARTMENT			1	100%	1
CORIZON HEALTH INC			1	100%	1
HEALTH PLUS SUNRISE MEDICAL OFFICE			1	100%	1
Oakview Manor Health and Rehab		1			1
Signature Healthcare of Savannah		1			1
CONCIERGE INTERNAL MEDICINE ASSOCIATES			1	100%	1
PEDIATRICS IN NORTH FLORIDA PA			1	100%	1
RIVERTON CBOC			1	100%	1
IDAHO HEALTH DEPARTMENT			1	100%	1
BHA TITUSVILLE CLINIC			1	100%	1
INDIAN RIVER CLINICAL LABORATORY, INC.		1			1
PRIMACARE MEDICAL LAKEWOOD			1	100%	1
PM PEDIATRICS PC			1	100%	1
Kroger 717 - The Little Clinic Dolphin Drive			1	100%	1
PULMONARY MEDICINE		1			1
Birmingham Nursing & Rehab Center		1			1
LOPEZ		1			1
COVID RAPID LABS			1	100%	1
UF HEALTH - WILDLIGHT			1	100%	1
Alden Lincoln Park			1	100%	1
QUICK CARE MED WALK IN AND URGENT CARE			1	100%	1
Tremont Health & Rehabilitation Center		1			1
ADVENT HEALTH - OWASA			1	100%	1
LAB PLUS, LLC			1	100%	1
THYROID SPECIALTY LABORATORY			1	100%	1
METHODISM MIDLOTHIAN MEDICAL CENTER			1	100%	1
YOUR KIDS URGENT CARE			1	100%	1
CLARKSVILLE MANOR INC		1			1
BEAUFORT MEMORIAL			1	100%	1
MINUTECLINIC DIAG OF IND, LLC #6908		1			1
DIGNITY HEALING LLC			1	100%	1
MINUTECLINIC, LLC #4507		1			1
Village Crest Center for Health & Rehabilitation		1			1
SHARON REGIONAL MEDICAL CENTER			1	100%	1
NORTH SHORE HEMATOLOGY-ONCOLOGY ASSOCI		1			1

COVID-19: testing by laboratory

Data through Jan 5, 2021 verified as of Jan 6, 2021 at 09:25 AM

Data in this report are provisional and subject to change.

The numbers in the table below represent the number of Florida and non-Florida residents for whom test results were received by the Department of Health. A person can be tested by more than one laboratory and can have both positive and negative results. **Therefore, the sum of the numbers in each column will be larger than the total number of people tested.**

Reporting lab	Inconclusive	Negative	Positive	Percent positive	Total
THE CHILDREN'S HOSPITAL OF PHILADELPHIA		1			1
ROAN MOUNTAIN MEDICAL CENTER			1	100%	1
CLINICAL MICROBIOLOGY LAB FAIRVIEW UNIVERSITY HOSPITAL			1	100%	1
MINUTECLINIC DIAGNOSTIC, PA		1			1
ANDREWS			1	100%	1
HOLYOKE MEDICAL CENTER			1	100%	1
Accordius Health at Gastonia			1	100%	1
FASTCARE LLC			1	100%	1
HANCOCK REGIONAL HOSPITAL		1			1
CLINTON DRUG STORE		1			1
CLINICAL LABORATORY DEPARTMENT			1	100%	1
LAB. CORP. OF AMERICA			1	100%	1
Riverside Nursing & Rehabilitation Center		1			1
PROVIDENCE HOSPITAL			1	100%	1
Oak Hill Health & Rehabilitation Center			1	100%	1
ADVANCE GASTROENTEROLOGY			1	100%	1
TALLAHASSEE MEMORIAL HEALTHCARE			1	100%	1
PARKWAY REGIONAL MEDICAL CENTER LAB			1	100%	1
VELOCITY URGENT CARE			1	100%	1
SUNY AT STONY BROOK			1	100%	1
Redwood Springs Healthcare			1	100%	1
JACKSONVILLE STATEFL			1	100%	1
CVS MINUTE CLINIC #5836		1			1
ARLINGTON ADULT RESIDENTIAL FACILITY, INC			1	100%	1
MEMORIAL HERMANN SOUTHWEST HOSPITAL			1	100%	1
COLLINS NURSING HOME		1			1
PHYSICIAN ASSOCIATES, LLC			1	100%	1
NITIN BAWA PROFESSIONAL ASSOCIATES			1	100%	1
CONSOLIDATED			1	100%	1
HEALTH FIRST MEDICAL GROUP LLC			1	100%	1
AKRON GENERAL MEDICAL CENTER MAIN		1			1
SISTERS MISSION			1	100%	1
MEDERI CARETENDERS VS OF SE FL LLC DBA			1	100%	1
MINUTE CLINIC INCORPORTE		1			1
TITUSVILLE TOWERS ASSISTED LIVING		1			1
TALLAHASSEE PRIMARY CARE ASSOCIATES PA			1	100%	1
PUBLIX PHARMACY #0332		1			1
MEDEXPRESS URGENT CARE - DANVILLE		1			1
MEDAC AT PORTERS NECK			1	100%	1
SEATTLE-KING COUNTY			1	100%	1
PM PEDIATRICS OF SELDEN, PLLC		1			1
WHEATON FRANCISCAN LABORATORY			1	100%	1
MEMORIAL HOSPITAL LOS BANOS			1	100%	1
PROGRESSIVE MEDICAL RESEARCH			1	100%	1
CROSSROADS URGENT CARE PLLC		1			1
Manor Care of Dallastown d/b/a ManorCare Health Services - Dallastown		1			1
Bayou Vista Community Care Center			1	100%	1

COVID-19: testing by laboratory

Data through Jan 5, 2021 verified as of Jan 6, 2021 at 09:25 AM

Data in this report are provisional and subject to change.

The numbers in the table below represent the number of Florida and non-Florida residents for whom test results were received by the Department of Health. A person can be tested by more than one laboratory and can have both positive and negative results. **Therefore, the sum of the numbers in each column will be larger than the total number of people tested.**

Reporting lab	Inconclusive	Negative	Positive	Percent positive	Total
DOCTOR'S IN-HOUSE LAB/COMMUNITY HEALTH CENTERS OF PINELLAS – JOHNNIE R			1	100%	1
SILVERMAN			1	100%	1
LAKE CO SCHOOLS EMPLOYEE HEALTH & WELLNESS CENTER			1	100%	1
MINUTECLINIC DIAGNOSTIC OF NEW MEXICO LLC #7552		1			1
PHYSICIANS URGENT CARE			1	100%	1
LOUISIANA STATE LAB			1	100%	1
MEDEXPRESS URGENT CARE - WICHITA, N MAIZE RD		1			1
TMH PHYSICIAN PARTNERS QUINCY			1	100%	1
ALLEGHENY GENERAL HOSPITAL			1	100%	1
WELLCARE URGENT CARE			1	100%	1
CARSON NURSING AND REHABILITATION CENTER		1			1
NABI		1			1
SYNEOS HEALTH			1	100%	1
ADVENTHEALTH MEDICAL GROUP INTERNAL MEDICINE AT			1	100%	1
SIGNATURE CARE MIDLAND			1	100%	1
GADSDEN FAMILY PRACTICE		1			1
FRESENIUS KIDNEY CARE FORT WALTON BEACH			1	100%	1
GAMMA HEALTHCARE, INC		1			1
JOHN KNOX MANOR INC II			1	100%	1
HARMONY HEALTHCARE ORLANDO INC		1			1
SMITH KLINE			1	100%	1
Monument Health Strugis Care Center		1			1
CVS HEALTH, #2043		1			1
DAVITA DIALYSIS-NORTH			1	100%	1
DR PHILLIPS CENTER FOR WELLNESS		1			1
ANY LAB TEST NOW JACKSONVILLE		1			1
ENCOMPASS HEALTH HOME HEALTH		1			1
CLEVELAND HEARTLAB			1	100%	1
WALKIN MEDICAL URGENT CARE,NEW CITY			1	100%	1
FLORIDA DEPARTMENT OF HEALTH PALM BEACH COUNTY			1	100%	1
The Center at Centennial			1	100%	1
A.G. Rhodes		1			1
WALGREENS #06025		1			1
MANASOTA PEDIATRICS			1	100%	1
DIXITKUMAR N MODI MD PA			1	100%	1
CAH ACQUISITION COMPANY 11 LLC			1	100%	1
AURORA CONSOLIDATED LABORATORY			1	100%	1
THE INTERNAL MEDICAL GROUP		1			1
LIFE CARE CENTER OF HILTON HEAD		1			1
TMH URGENT CARE CENTER			1	100%	1
DOYLESTOWN HOSPITAL			1	100%	1
FAMILY PRACTICE OF CENTRAL FLORIDA PA			1	100%	1
URGENT DOC -NACOGODOCHES CLINIC			1	100%	1
EVANS FAMILY CARE PA			1	100%	1
Crisp Regional Nursing and Rehab Center		1			1
EASTMAN HEALTHCARE & REHAB		1			1
FIT4LIFE MEDICAL CENTER			1	100%	1

COVID-19: testing by laboratory

Data through Jan 5, 2021 verified as of Jan 6, 2021 at 09:25 AM

Data in this report are provisional and subject to change.

The numbers in the table below represent the number of Florida and non-Florida residents for whom test results were received by the Department of Health. A person can be tested by more than one laboratory and can have both positive and negative results. **Therefore, the sum of the numbers in each column will be larger than the total number of people tested.**

Reporting lab	Inconclusive	Negative	Positive	Percent positive	Total
NAPHCARE INC		1			1
WESTON COUNTY HEALTH SERVICES			1	100%	1
DAYTONA BEACH CENTRA CARE			1	100%	1
BAPTIST HEALTH LEXINGTON			1	100%	1
LAURELLWOOD NURSING CENTER		1			1
APOPKA FAMILY HEALTH CENTER			1	100%	1
HUDSON REGIONAL HOSPITAL			1	100%	1
EXPRESS LAB LIVINGSTON			1	100%	1
HARRINGTON PARK HEALTH AND REHAB		1			1
PASCO COUNTY HEALTH DEPARTMENT			1	100%	1
ALTA BATES SUMMIT MEDICAL CENTER CLINICAL LAB			1	100%	1
FLORIDA DEPARTMENT OF HEALTH SEMINOLE COUNTY		1			1
CLIFTON-FINE HOSPITAL LABORATORY		1			1
Bolingreen Health and Rehabilitation		1			1
BOSTON PUBLIC HEALTH COMMISSION			1	100%	1
Villa Maria			1	100%	1
VALLEY HOSPITAL MEDICAL CENTER		1			1
Henry County Health and Rehabilitation		1			1
EAST END PEDIATRICS		1			1
SOUTH MIAMI HOSPITAL			1	100%	1
SARASOTA MEMORIAL HOSPITAL		1			1
PUBLIC HEALTH LABORATORIES			1	100%	1
BIOLOGICAL AND CHEMICAL EMERGENCIES LABORATORY			1	100%	1
CARENOW URGENT CARE-HENDERSONVILLE		1			1
TAYLOR MANOR		1			1
PEDIATRIC ASSOCIATES - JACKSONVILLE			1	100%	1
KENDALL PEDIATRICS PARTNERS LLC			1	100%	1
CENTRAL FL INTERNAL MEDICINE ASSOCIATES LLC		1			1
KAISER PERMANENTE REGIONAL REFERENCE LABORATORY		1			1
Luther Acres Manor		1			1
MEDEXPRESS URGENT CARE - LINCOLN		1			1
PRIME CARE FAMILY MEDICINE			1	100%	1
HIGHLANDS CLINICAL LABORATORY			1	100%	1
ADVENTHEALTH MEDICAL GROUP ADULT AND SENIOR HEALTH			1	100%	1
CHNJ		1			1
MARTIN HEALTH PHYSICIAN GROUP			1	100%	1
Autumn Care of Suffolk		1			1
FLORIDA EPIDEMIOLOGY PROGRAM			1	100%	1
CLARE BRIDGE OF CAPE CORAL		1			1
EVENTIDE LUTHERAN HOME		1			1
MAHONEY PEDIATRICS PA			1	100%	1
ST.ELIZABETH HEALTH CENTER	1				1
GUIDEWELL EMERGENCY MEDICINE DOCTORS LLC			1	100%	1
LIFETIME FAMILY URGENT CARE			1	100%	1
SAINT JOSEPHS HOSPITAL OF ATLANTA			1	100%	1
OUCH URGENT CARE			1	100%	1
GENESIS MICROBIOLOGY LAB		1			1

COVID-19: testing by laboratory

Data through Jan 5, 2021 verified as of Jan 6, 2021 at 09:25 AM

Data in this report are provisional and subject to change.

The numbers in the table below represent the number of Florida and non-Florida residents for whom test results were received by the Department of Health. A person can be tested by more than one laboratory and can have both positive and negative results. **Therefore, the sum of the numbers in each column will be larger than the total number of people tested.**

Reporting lab	Inconclusive	Negative	Positive	Percent positive	Total
ADVENTHEALTH MEDICAL GROUP UROLOGY AT EAST ORLANDO		1			1
MEDICAL ASSOCIATES OF THE SHOALS		1			1
Fairhaven Retirement Community		1			1
San Antonio Residence and Rehabilitation Center		1			1
BIODORON LABORATORIES			1	100%	1
SAINT ALPHONSUS REGIONAL MEDICAL CENTER			1	100%	1
MEDCARE QUALITY MEDICAL CENTER LLC			1	100%	1
NEMOURS CHILDREN'S PRIMARY CARE			1	100%	1
FLORIDA HOSPITAL TRANSPLANT CENTER		1			1
Juniper Village at Bucks County		1			1
ST JOSEPHS HOSPITAL SOUTH HOSPITAL			1	100%	1
PALMA CEIA MED GROUP-SWANN		1			1
INTERMOUNTAIN MEDICAL CENTER			1	100%	1
DORAL KIDNEY CENTER			1	100%	1
NORTH CAROLINA STATE LABORATORY OF PUBLIC HEALTH, SPECTRUM LAB NETWORK			1	100%	1
NORTH WEST FLORIDA DIAGNOSTIC ENOCRINOLOGY CLINIC			1	100%	1
VIVIAN SIMMONS FAMILY PRACTICE			1	100%	1
WARD MEMORIAL HOSPITAL		1			1
ORLANDO FAMILY MEDICINE			1	100%	1
FAMILY MEDICAL CENTERS			1	100%	1
PENNY PEDIATRICS		1			1
CELEBRATION FAMILY PHYSICIANS LLC			1	100%	1
MEDEXPRESS URGENT CARE - WALDORF, CRAIN HWY		1			1
WELLINGTON WEST 100176			1	100%	1
Kroger - KRO03400316			1	100%	1
BAYSIDE URGENT CARE CENTER INC			1	100%	1
SUN CITY DIAGNOSTIC CENTER			1	100%	1
CHATSWORTH ASSISTED LIVING COMMUNITY AT PGA NATIONAL			1	100%	1
WILMINGTON NURSING AND REHAB			1	100%	1
NORTH FLORIDA MEDICAL CENTERS INC		1			1
HSRE-ASL CASSELBERRY TRS, LLC			1	100%	1
LIZS ADULT CARE		1			1
MOUNT SINAI MEDICAL CENTER OF FLORIDA, INC			1	100%	1
MINUTECLINIC DIAGNOSTIC OF KANSAS, PC		1			1
BRUCE S WEST MD			1	100%	1
EAST TENNESSEE STATE UNIVERSITY		1			1
SYNAPSE ANALYTICAL LABS		1			1
DEVITA		1			1
ALL PRO ORTHOPEDICS & SPORTS MEDICINE, PA			1	100%	1
EXACCARE KINGSTON, LLC			1	100%	1
WESTOX LABS		1			1
PHYSICIANS PRIMARY CARE LEHIGH PEDS			1	100%	1
EXCEPTIONAL EMERGENCY CENTER			1	100%	1
WELLOW URGENT CARE-OSWEGO			1	100%	1
MEDEXPRESS URGENT CARE - LAWRENCE		1			1
EASTSIDE MEDICAL CLINIC		1			1
Carington Park			1	100%	1

COVID-19: testing by laboratory

Data through Jan 5, 2021 verified as of Jan 6, 2021 at 09:25 AM

Data in this report are provisional and subject to change.

The numbers in the table below represent the number of Florida and non-Florida residents for whom test results were received by the Department of Health. A person can be tested by more than one laboratory and can have both positive and negative results. **Therefore, the sum of the numbers in each column will be larger than the total number of people tested.**

Reporting lab	Inconclusive	Negative	Positive	Percent positive	Total
CORDOVA FAMILY PRACTICE			1	100%	1
EDGAR PRICE FAMILY & CHILDREN HEALTHCARE CENTER			1	100%	1
ULTIMATE ANALYSIS LABORATORY			1	100%	1
QUALITY LAB			1	100%	1
DOCTORS HOSPITAL OF LAREDO			1	100%	1
POUDRE VALLEY HOSPITAL			1	100%	1
ADVANCED MEDICAL LABORATORIES (AML)			1	100%	1
OPTIMAL MEDICINE INC		1			1
UNIVERSITY OF MIAMI MILLER SCHOOL			1	100%	1
Bivins Pointe			1	100%	1
VISTA DEL SOL MED ASSOC		1			1
Robert Wood Johnson University Hospital			1	100%	1
LEHIGH MEDICAL AND RESEARCH CENTER, INC			1	100%	1
Parkside Manor		1			1
MINUTECLINIC DIAG OF IND, LLC #5369		1			1
YUMA REGIONAL MEDICAL CENTER			1	100%	1
Seal Rock Healthcare		1			1
SONORAN DESERT PATHOLOGY			1	100%	1
American Fork Care Center dba Heritage Care Center		1			1
MARTHA A PRICE MD PA			1	100%	1
ALABAMA REFERENCE LAB			1	100%	1
PROVIDENCE PORTLAND MEDICAL CENTER		1			1
SOUTH DADE NURSING & REHABILITATION CENTER			1	100%	1
FELD ENTERTAINMENT			1	100%	1
GOOD SAMARITAN HOSPITAL			1	100%	1
The Crossings		1			1
Consulate Health Care of Tallahassee			1	100%	1
AVON PARK CLUSTER		1			1
ACN PHYSICIANS GROUP CORP			1	100%	1
ORDRS, INC.			1	100%	1
EVERGREEN NURSING HOME		1			1
Florence Home		1			1
DOC PAM PA		1			1
FLORIDA HOSPITAL ORMOND BEACH			1	100%	1
Mercy Manor Transition Center			1	100%	1
NORTH SHORE MEDICAL CENTER - SALEM HOSPITAL			1	100%	1
MEDOR/ACC SYNCHRONY			1	100%	1
FRANKLIN CBOC			1	100%	1
El Paso Health Care Center			1	100%	1
FREEPORT ER DOX URGENT CARE		1			1
POETS WALK SARASOTA			1	100%	1
Maple Lane Nursing Home		1			1
WINDSOR WOODS REHAB & HEALTHCARE CTR			1	100%	1
PUTNAM CO HOSPITAL-D/B/A ASBURY TOWERS		1			1
PALM SPRINGS GENERAL HOSPITAL			1	100%	1
SHANNON CLARK OD, PA			1	100%	1
LIFE CARE CENTER OF GWINNETT		1			1

COVID-19: testing by laboratory

Data through Jan 5, 2021 verified as of Jan 6, 2021 at 09:25 AM

Data in this report are provisional and subject to change.

The numbers in the table below represent the number of Florida and non-Florida residents for whom test results were received by the Department of Health. A person can be tested by more than one laboratory and can have both positive and negative results. **Therefore, the sum of the numbers in each column will be larger than the total number of people tested.**

Reporting lab	Inconclusive	Negative	Positive	Percent positive	Total
COLONIAL VILLA GOOD SAMARITAN CENTER		1			1
CONTINENTAL HOME HEALTH CARE INC			1	100%	1
LabCorp L#09258295 M#09258285			1	100%	1
Rehab Select of Talladega		1			1
MEDEXPRESS URGENT CARE - BROOKHAVEN		1			1
CAROLINAS HEALTHCARE SYSTEM LAB			1	100%	1
CVS HEALTH, #5962		1			1
Hillside Manor Rehabilitation and Extended Care Center		1			1
ALLEGANY COUNTY DEPARTMENT OF HEALTH		1			1
Community Care Center of Heritage House, LLC			1	100%	1
MEDONE URGENT CARE			1	100%	1
TENNOVA ER - SANGO			1	100%	1
MID-FLORIDA PATHOLOGY LLC		1			1
QC LABORATORY			1	100%	1
Chateau Living Center			1	100%	1
MEDEXPRESS URGENT CARE - WESTFIELD, E MAIN ST			1	100%	1
SPECTRUM LABORATORY			1	100%	1
RAJ K PAI MD PA			1	100%	1
LAS PALMAS MEDICAL CENTER			1	100%	1
Kindred Hospital South Florida Hollywood SNU			1	100%	1
SOUTH BEND MEDICAL FOUNDATION			1	100%	1
LIFEGUARD AMBULANCE SERVICE LLC - BAY COUNTY			1	100%	1
SANFORD PEDIATRIC ASSOCIATES, PA			1	100%	1
LAKEVIEW HEALTHCARE SYSTEM LLC			1	100%	1
DERMDX, DIV OF AURORA DIAGNOSTICS/BERNHARDT LAB		1			1
AMERICAN LAB LLC		1			1
ST. VINCENT HOSPITAL			1	100%	1
OAKWOOD HOSPITAL - SOUTHSHORE			1	100%	1
LAKEVIEW HEALTH CARE SYSTEM LLC			1	100%	1
MINUTECLINIC DIAGNOSTIC OF RHODE ISLAN		1			1
LAKELAND REGIONAL HEALTH PABLO			1	100%	1
DESERT HOSPITAL/CPHU CLINICAL LABORATORY			1	100%	1
ST VINCENTS AMBULATORY CARE INC			1	100%	1
BORINQUEN HEALTH CENTER			1	100%	1
CHILDREN'S MEDICAL CENTER-EAST ORLANDO			1	100%	1
ST JOHNS PEDIATRICS PA		1			1
Hackensack Univ Medical Center At Pasc		1			1
Oregon Veterans Home The Dalles		1			1
NATIONAL INSTITUTES OF HEALTH CLINICAL CENTER			1	100%	1
UCH LAB			1	100%	1
CAREWELL 203			1	100%	1
HALEYVILLE HEALTH CARE CENTER		1			1
TEVAPHARM			1	100%	1
ARCADIA DIALYSIS CENTER			1	100%	1
COMMUNITY MEDICAL CENTER-ORANGE CITY		1			1
CENTRAL FLORIDA PRIMARY CARE			1	100%	1
INTERNAL MEDICINE GROUP OF CENTRAL FLORIDA			1	100%	1

COVID-19: testing by laboratory

Data through Jan 5, 2021 verified as of Jan 6, 2021 at 09:25 AM

Data in this report are provisional and subject to change.

The numbers in the table below represent the number of Florida and non-Florida residents for whom test results were received by the Department of Health. A person can be tested by more than one laboratory and can have both positive and negative results. **Therefore, the sum of the numbers in each column will be larger than the total number of people tested.**

Reporting lab	Inconclusive	Negative	Positive	Percent positive	Total
STONECREST MEDICAL CENTER		1			1
SEACOAST PATHOLOGY PROFESSIONAL ASSOC		1			1
REGIONAL MEDICAL LABORATORY			1	100%	1
MEMORIAL HEALTH SYSTEM		1			1
MINUTECLINIC DIAG OF IND, LLC #6697		1			1
SANTA ROSA PEDIATRICS			1	100%	1
DSI LABORATORIES-NAPLES-7TH			1	100%	1
SUNSHINE GARDENS		1			1
HIGH DESERT COURT GROUP HOME			1	100%	1
MINUTECLINIC, LLC #09202		1			1
CULINARY INSTITUTE OF AMERICA STUDENT		1			1
WALGREENS #5130			1	100%	1
MINUTE CLINIC DIAGNOSTIC MED GRP OF CA		1			1
HAMILTON COUNTY HEALTH DEPARTMENT		1			1
ADVANCE HEALTH AND WELLNESS SOLUTIONS			1	100%	1
SMA BEHAVIORAL HEALTH SERVICES INC		1			1
Washington County Nursing H0me			1	100%	1
BAPTIST HOSPITAL OF MIAMI MCI BROWARD LABORATORY			1	100%	1
TITUS REGIONAL MEDICAL CENTER			1	100%	1
MINUTE CLINIC DIAGNOSTIC OF VIRGINIA, LLC #6292		1			1
ATHENS LIMESTONE HOSPITAL		1			1
MEDEXPRESS URGENT CARE NORWIN		1			1
GWINNETT MEDICAL CENTER			1	100%	1
MERRILL GARDENS AT CHAMPIONSGATE			1	100%	1
PANCARE HEALTH - BRUCE			1	100%	1
OLEAN GENERAL HOSPITAL		1			1
STAT MEDICAL CLINIC III INC		1			1
SANITAS RESEARCH LLC			1	100%	1
HORIZON MEDICAL CENTER			1	100%	1
DEL PRADO MEDICAL CENTER, INC		1			1
NORTH FL SOUTH GA HCS-LAKE CITY			1	100%	1
SOUTH FLORIDA BAPTIST HOSPITAL			1	100%	1
PEDIATRIC ASSOCIATES - DORAL			1	100%	1
GOSHEN HOSPITAL			1	100%	1
Lenox on the Lake			1	100%	1
REFERENCE LABORATORY			1	100%	1
CAREWELL URGENT CARE FITCHBURG			1	100%	1
FAYETTE MEDICAL CENTER LAB		1			1
Bethel Lutheran Nursing & Rehabilitation Center		1			1
MONMOUTH MEDICALC ENTER		1			1
Memorial Health Care Center			1	100%	1
HOLLAND COMMUNITY HOSPITAL		1			1
SPINE & PAIN CONSULTANT PLLC		1			1
BLANCHARD VALLEY HOSPITAL LABORATORY			1	100%	1
ORANGE PEDIATRICS PA			1	100%	1
BAPTIST EMERGENCY HOSPITAL KELLY			1	100%	1
BOCA CIEGA CENTER			1	100%	1

COVID-19: testing by laboratory

Data through Jan 5, 2021 verified as of Jan 6, 2021 at 09:25 AM

Data in this report are provisional and subject to change.

The numbers in the table below represent the number of Florida and non-Florida residents for whom test results were received by the Department of Health. A person can be tested by more than one laboratory and can have both positive and negative results. **Therefore, the sum of the numbers in each column will be larger than the total number of people tested.**

Reporting lab	Inconclusive	Negative	Positive	Percent positive	Total
MEDICAL ARTS LABORATORY			1	100%	1
CLINIC OF PEDIATRICS & GI MEDICINE INC			1	100%	1
C V S / PHARMACY #4396		1			1
PLANT CITY FAMILY CARE		1			1
FLORIDA MEDICAL CLINIC, LLC			1	100%	1
UHEALTH CORAL SPRINGS			1	100%	1
The Evangelical Lutheran Good Samaritan Society Prescott Village		1			1
WYOMING COUNTY DEPARTMENT OF HEALTH		1			1
Heritage Health of Peru			1	100%	1
VILLAGES HEALTH SYSTEM, LLC, THE			1	100%	1
SOUTHEAST MISSOURI HOSPITAL		1			1
Kingston Care Center of Fort Wayne		1			1
BSA PHYSICIANS GROUP, INC D/B/A BSA FAMILY MEDICAL			1	100%	1
QUALITY CLINICAL LAB LLC			1	100%	1
SANTA CLARA VALLEY MEDICAL CENTER			1	100%	1
MEDEXPRESS-DOVER		1			1
MDS PHARMA SERVICES		1			1
UNIVERSITY COMMUNITY HEALTH SERVICES			1	100%	1
STEWARD FLORIDA ALF, INC			1	100%	1
FLAGLER PROFESSIONAL HEALTH CARE SERVICES INC		1			1
THE EDGEWATER AND WATERMAN VILLAGE			1	100%	1
CUSTOM SCRIPTS PHARMACY		1			1
USC VERDUGO HILLS HOSPITAL			1	100%	1
Ramsey Village		1			1
PRIORITY CARE LLC			1	100%	1
RIVERSIDE METHODIST HOSPITAL LAB			1	100%	1
MILFORD REGIONAL HOSPITAL			1	100%	1
Victory Health and Rehabilitation			1	100%	1
ALLIED PHYSICIANS GROUP		1			1
IRA FIALKO DO			1	100%	1
NORTH FLORIDA EVALUATION AND TREATMENT CENTER		1			1
RIVERSIDE MEDICAL CENTER		1			1
ST VINCENT'S AMBULATORY CARE INC			1	100%	1
CRUSADER COMMUNITY HEALTH			1	100%	1
SYNERGENE LABORATORY			1	100%	1
NEW ERA COMMUNITY HEALTH CENTER LLC		1			1
MINUTECLINIC DIAGNOSTIC OF TN, PC 6304		1			1
OCALA REGIONAL DIALYSIS- NORTH			1	100%	1
LEGACY AT HIGHWOODS PRESERVE		1			1
MINUTECLINIC DIAGNOSTIC OF TN PC #240		1			1
MID FLORIDA BIOLOGICALS			1	100%	1
SANFORD LABORATORIES WATERTOWN			1	100%	1
441 URGENT CARE CENTER - BROWNWOOD			1	100%	1
DUKE HEALTH REGIONAL HOSPITAL			1	100%	1
Heartland of Perrysburg		1			1
MEDEXPRESS URGENT CARE-MEADVILLE			1	100%	1
Community Compassion Center of Batesville			1	100%	1

COVID-19: testing by laboratory

Data through Jan 5, 2021 verified as of Jan 6, 2021 at 09:25 AM

Data in this report are provisional and subject to change.

The numbers in the table below represent the number of Florida and non-Florida residents for whom test results were received by the Department of Health. A person can be tested by more than one laboratory and can have both positive and negative results. **Therefore, the sum of the numbers in each column will be larger than the total number of people tested.**

Reporting lab	Inconclusive	Negative	Positive	Percent positive	Total
BROOKSHIRE, THE			1	100%	1
Falmouth By The Sea			1	100%	1
OCCUPATIONAL HEALTH CENTER		1			1
ESOTERIC LAB			1	100%	1
THOMAS HOSPITAL			1	100%	1
MINUTECLINIC # 21110			1	100%	1
NEW YORK PRESBYTERIAN HOSPITAL			1	100%	1
RIVERSIDE REGIONAL MED CENTER			1	100%	1
West Bay of Tampa Center			1	100%	1
UNIVERSITY OF NORTH CAROLINA HOSPITALS			1	100%	1
SMITH NORTHVIEW HOSPITAL LAB			1	100%	1
CLINICAL TRIALS OF TAMPA LLC		1			1
ST PETE DIRECT PRIMARY CARE		1			1
Kroger - KR070600172		1			1
COASTAL SKIN SURGERY AND DERMATOLOGY PL		1			1
INTEGRATED GENETICS SEQUENOM		1			1
TRIPLE O MEDICAL SERVICES INC			1	100%	1
DAUGHTERS OF SARAH NURSING CENTER		1			1
SUSAN F. WILLIAMS M.D., P.A.			1	100%	1
BARRINGTON TERRACE NAPLES			1	100%	1
CHI ST. LUKE'S HEALTH BCM MEDICAL CENTER			1	100%	1
HAWAII DEPARTMENT OF HEALTH LAB			1	100%	1
SOUTH FLORIDA URGENT CARE CENTERS, LLC			1	100%	1
IVAN, MAYA			1	100%	1
CAROMONT HEALTH			1	100%	1
STATE OF FLORIDA			1	100%	1
NASSAU UNIVERSITY MEDICAL CENTER DEPT		1			1
Lenbrook		1			1
OSF ST JOSEPH MEDICAL CENTER			1	100%	1
HENRICO DOCTOR'S LABORATORY			1	100%	1
DISCOVERY VILLAGE AT DEERWOOD			1	100%	1
TAMPA URGENT CARE			1	100%	1
ARDEN COURTS OF LELY PALMS			1	100%	1
VAULT MEDICAL SERVICES			1	100%	1
LAKE COMMUNITY ACTION AGENCY		1			1
RHODE ISLAND DEPARTMENT OF HEALTH LABORATORIES			1	100%	1
PALM BEACH COUNTY HEALTH DEPT.			1	100%	1
DUKE UNIVERSITY POINT OF CARE TESTING PROGRAM			1	100%	1
EDWARD HOSPITAL			1	100%	1
ASSISTED LIVING AT TREZEVANT		1			1
DIVERSICARE OF BIG SPRINGS		1			1
YOUR HEALTH PEDIATRICS			1	100%	1
FRESENIUS MEDICAL CARE			1	100%	1
Portsmouth Health and Rehab			1	100%	1
TAMPA GENERAL MEDICAL GROUP LABORATORY HEALTHPARK			1	100%	1
MID FLORIDA COMMUNITY SERVICES			1	100%	1
DEPARTMENT OF HEALTH AND ENVIRONMENTAL CONTROL			1	100%	1

COVID-19: testing by laboratory

Data through Jan 5, 2021 verified as of Jan 6, 2021 at 09:25 AM

Data in this report are provisional and subject to change.

The numbers in the table below represent the number of Florida and non-Florida residents for whom test results were received by the Department of Health. A person can be tested by more than one laboratory and can have both positive and negative results. **Therefore, the sum of the numbers in each column will be larger than the total number of people tested.**

Reporting lab	Inconclusive	Negative	Positive	Percent positive	Total
UPSON REGIONAL MEDICAL CENTER			1	100%	1
WATERBURY HOSPITAL REFERENCE LAB			1	100%	1
PREMIER FAMILY AND SPORTS MEDICINE LLC			1	100%	1
LP ELIZABETHTON		1			1
ADVANCED MEDICAL RESEARCH CENTER LLC			1	100%	1
SOUTH LAKE PEDIATRICS		1			1
TERRELL URGENT CARE			1	100%	1
STARLING AT NOCATEE			1	100%	1
NFRC CLINICAL LAB			1	100%	1
HEART HOSPITAL OF LAFAYETTE: EMERGENCY ROOM			1	100%	1
Iron County Medical Care Facility		1			1
APOLLOMDX LLC			1	100%	1
Regency Square			1	100%	1
FLORIDA DEPARTMENT OF HEALTH IN CITRUS COUNTY		1			1
HAVASU REGIONAL MEDICAL CENTER			1	100%	1
MEDEXPRESS URGENT CARE - PATRICK STREE			1	100%	1
PALM WEST INTERNIST PA			1	100%	1
UNITED HEALTHCARE			1	100%	1
NORDX			1	100%	1
SOMA MEDICAL CENTER MD PA #7 ATTN PEDIATRICS			1	100%	1
Sears Coastal Nursing and Rehab		1			1
MARQUETTE GENERAL HOSPITAL			1	100%	1
WMC HEALTH GROUP OF KISSIMMEE LLC			1	100%	1
WATERS EDGE ELEMENTARY SCHOOL			1	100%	1
APS-SUMMIT CARE PHARMACY, LLC DBA OMNICARE		1			1
Long Beach Care Center			1	100%	1
PEDIATRIC ASSOCIATES - MIAMI LAKES		1			1
ALLIANCE LABORATORY SERVICES			1	100%	1
LAKE BALDWIN			1	100%	1
MEDICAL ASSOCIATES OF BREVARD LLC		1			1
CARESPOT - LEE VISTA			1	100%	1
MEDEXPRESS URGENT CARE - ROSS TOWNSHIP		1			1
ADVENTHEALTH PHYSICIAN GROUP - APPLEWOOD			1	100%	1
DISCOVERY AT HOME, LLC			1	100%	1
Rio Grande City Nursing and Rehab Center			1	100%	1
FAIRVIEW SOUTHDALE			1	100%	1
LAKE CONWAY URGENT CARE LLC		1			1
CARE CENTERS OF NASSAU, LLC - HENDRICKS RD		1			1
CARESPOT EXPRESS HEALTHCARE BOYNTON BEACH			1	100%	1
Strasburg Care Center		1			1
CLERMONT PEDIATRICS, PA			1	100%	1
STRINGFELLOW MEMORIAL HOSPITAL		1			1
TAMPA HEALTH CARE PROVIDERS PA		1			1
HARRIS URGENT CARE CENTER			1	100%	1
MEDICAL PAVILION CLINIC			1	100%	1
C V S / PHARMACY #833		1			1
MC DIAGNOSTIC OF CONNECTICUT, PC #1043		1			1

COVID-19: testing by laboratory

Data through Jan 5, 2021 verified as of Jan 6, 2021 at 09:25 AM

Data in this report are provisional and subject to change.

The numbers in the table below represent the number of Florida and non-Florida residents for whom test results were received by the Department of Health. A person can be tested by more than one laboratory and can have both positive and negative results. **Therefore, the sum of the numbers in each column will be larger than the total number of people tested.**

Reporting lab	Inconclusive	Negative	Positive	Percent positive	Total
TENNOVA HEALTHCARE - CLEVELAND			1	100%	1
MC DIAGNOSTIC OF CONNECTICUT, PC #252			1	100%	1
ROCKWALL URGENT CARE			1	100%	1
OCALA RKC EAST HEMO #1			1	100%	1
FLORIDA FAMILY LABORATORY		1			1
LANTANA HC LAB			1	100%	1
SPARTANBURG REGIONAL MEDICAL CENTER			1	100%	1
OMAHA VA MEDICAL CENTER			1	100%	1
TEXAS HEALTH ARLINGTON MEMORIAL		1			1
CITRONELLE HEALTH AND REHABILITATION CENTER		1			1
FALKVILLE HEALTHCARE		1			1
WEST VIRGINIA UNIVERSITY HOSPITALS			1	100%	1
RCP OF MEMORIAL WEST			1	100%	1
PUBLIX PHARMACY #1114			1	100%	1
PRECISION CLINICAL RESEARCH			1	100%	1
BOND COUNTY HEALTH DEPARTMENT			1	100%	1
TMH PHYSICIAN PARTNERS			1	100%	1
WILSON MEMORIAL HOSPITAL			1	100%	1
NORTHEAST TEXAS DIALYSIS		1			1
BROOKDALE PALM COAST		1			1
ORMC-ARDEN/EOI			1	100%	1
ADVANCED URGENT CARE CENTER			1	100%	1
LSU MEDICAL CENTER			1	100%	1
ORLANDO HEALTH PHYSICIAN GROUP			1	100%	1
DECATUR MORGAN HOSPITAL - DECATUR GENE		1			1
NORTH SHORE HEMATOLOGY-ONCOLOGY ASSOCIATES		1			1
CENTRAL TX URGENT CARE			1	100%	1
STANLY REGIONAL MEDICAL CENTER			1	100%	1
FLORIDA STATE UNIVERSITY HEALTH SERVICES			1	100%	1
NANCY M WORTHINGTON MD PA			1	100%	1
JMC TALLAHASSEE, LLC			1	100%	1
WINCHESTER HOSPITAL			1	100%	1
MED TECH CLINICAL LABORATORY		1			1
GOOD SAMARITAN SOCIETY - DE SMET		1			1
BERGEN NEW BRIDGE M		1			1
SACRED HEART HEALTH SYSTEM- MIDWIFE PROGRAM			1	100%	1
SOUTHWEST FLORIDA DIVISION LAB			1	100%	1
LAWRENCE GENERAL HOSPITAL			1	100%	1
MINUTECLINIC DIAG OF IND LLC #1367		1			1
Shoreline Care Center			1	100%	1
MEDEXPRESS - WILMINGTON CONCORD PIKE		1			1
NEVADA DEPARTMENT OF HEALTH AND HUMAN SERVICES			1	100%	1
AFFILIATED LABORATORIES INC			1	100%	1
COVENANT HEALTH		1			1
ACCESS MEDICAL GROUP OF TAMPA INC			1	100%	1
PORTSMOUTH REG. HOSPITAL			1	100%	1
BROOKS -TLC HOSPITAL SYSTEM			1	100%	1

COVID-19: testing by laboratory

Data through Jan 5, 2021 verified as of Jan 6, 2021 at 09:25 AM

Data in this report are provisional and subject to change.

The numbers in the table below represent the number of Florida and non-Florida residents for whom test results were received by the Department of Health. A person can be tested by more than one laboratory and can have both positive and negative results. **Therefore, the sum of the numbers in each column will be larger than the total number of people tested.**

Reporting lab	Inconclusive	Negative	Positive	Percent positive	Total
BIOMAT ORLANDO		1			1
HARBORCHASE OF VILLAGES CROSSING			1	100%	1
MINUTECLINIC, LLC #1452		1			1
PORT ORANGE NURSING & REHAB			1	100%	1
STANDIFER PLACE		1			1
LOUNDY		1			1
DAVID LAWRENCE CENTER INC			1	100%	1
DEPARTMENT OF HEALTH SERVICES			1	100%	1
BRIDGEWATER PARK ASSISTED LIVING LLC			1	100%	1
ADVENTHEALTH MEDICAL GROUP OBSTETRICS			1	100%	1
LANCASHIRE HALL NURSING AND REHABILITATION CENTER		1			1
SUNCREST OMNI		1			1
NEBRASKA DEPARTMENT OF HEALTH AND HUMAN SERVICES			1	100%	1
PINELLAS 1 HOME HEALTH CARE CORP		1			1
LEE MEMORIAL HOSPITAL OUTPATIENT SURGERY CENTER			1	100%	1
MINUTECLINIC DIAGNOSTICS OF OKLAHOMA		1			1
MERITUS MEDICAL CENTER			1	100%	1
MISSOURI DEPARTMENT OF HEALTH AND SENIOR SERVICES - STATE PH LAB		1			1
WELLMED AT FORT PIERCE		1			1
PRINCIPLE DIAGNOSTICS LLC			1	100%	1
GOSHEN MEDICAL CENTER			1	100%	1
PINEVILLE PHARMACY			1	100%	1
CVS MINUTE CLINIC DIAG OF IND, LLC #6549		1			1
PROVIDENCE ST. PATRICK HOSPITAL			1	100%	1
WEST DADE PEDIATRICS			1	100%	1
Eddy Memorial Geriatric Center		1			1
ELEMENTS PHARMACY			1	100%	1
COMMUNITY PHYSICIANS OF NORTH PORT PA			1	100%	1
MIDWAY SPECIALTY CARE CENTER INC		1			1
Waters of Covington		1			1
MEMORIAL HEALTH UNIVERSITY MEDICAL CENTER			1	100%	1
MALUHIA		1			1
BLUEWATER TOXICOLOGY			1	100%	1
MEDICAL CENTER OF CENTRAL GEORGIA			1	100%	1
RICHICHI FAMILY HEALTH			1	100%	1
EMERGENCY CARE SERVICES LAB AT JFK MEDICAL CENTER			1	100%	1
MINUTECLINIC, LLC #4682		1			1
Trucare Living Centers - Columbus		1			1
SEASONS HOSPICE AND PALLIATIVE CARE OF			1	100%	1
ANSWERS RESOURCE FACILITY		1			1
XSTREMEMD			1	100%	1
MERCYONE DES MOINES MEDICAL CENTER			1	100%	1
Harbert Hills Academy Nursing Home		1			1
ACCURATE HEALTH SERVICES CORP			1	100%	1
TMH FSU RAPID LABORATORY			1	100%	1
HARDEE COUNTY FIRE RESCUE		1			1
HELEN HAYES HOSPITAL LABORATORY		1			1

COVID-19: testing by laboratory

Data through Jan 5, 2021 verified as of Jan 6, 2021 at 09:25 AM

Data in this report are provisional and subject to change.

The numbers in the table below represent the number of Florida and non-Florida residents for whom test results were received by the Department of Health. A person can be tested by more than one laboratory and can have both positive and negative results. **Therefore, the sum of the numbers in each column will be larger than the total number of people tested.**

Reporting lab	Inconclusive	Negative	Positive	Percent positive	Total
ANDREWS INSTITUTE AMBULATORY SURGERY CENTER		1			1
MIDDLEBURG PEDIATRICS			1	100%	1
DOCTORS CARE OF PALM COAST			1	100%	1
RCA LABORATORY SERVICES LLC			1	100%	1
VANAJA SUREDDI MD PA			1	100%	1
CARING PROFESSIONAL HEALTH CARE LLC		1			1
TIMPANOGOS REGIONAL HOSPITAL			1	100%	1
PCR DIAGNOSTICS			1	100%	1
MICROBIOLOGY DEPARTMENT			1	100%	1
MEDEXPRESS URGENT CARE - BECKLEY		1			1
LOGAN COUNTY HOSPITAL			1	100%	1
ISLANDS ASSISTED LIVING FACILITY,THE			1	100%	1
ADVANCE FAMILY PRACTICE LLC□			1	100%	1
JUPITER PEDIATRIC ASSOCIATES, PA			1	100%	1
KNOX COMMUNITY HOSPITAL			1	100%	1
BUFFALO CROSSINGS HEALTHCARE AND REHABILITATION CENTER			1	100%	1
WELLMED AT LINEBAUGH AVE			1	100%	1
DOCTORS CARE - AIKEN MALL			1	100%	1
NICKLAUS CHILDREN'S DORAL OUTPATIENT CENTER			1	100%	1
Kroger - KR070300083			1	100%	1
MARINA DEL REY HOSPITAL LAB			1	100%	1
MIAMI VASCULAR SURGERY			1	100%	1
INLET CONCIERGE MEDICINE			1	100%	1
Garden Isle Healthcare and Rehabilitation Center		1			1
NEMOURS CHILDREN'S PRIMARY CARE, ST CLOUD			1	100%	1
MEDEXPRESS URGENT CARE, EDWARDSVILLE		1			1
CORNERSTONE OF RECOVERY INC		1			1
OPTUM OF HIALEAH		1			1
AMD			1	100%	1
ST CATHERINE HOSPITAL LABORATORY			1	100%	1
MD NOW URGENT CARE			1	100%	1
BROOKDALE DESTIN			1	100%	1
EAST RIDGE RETIREMENT VILLAGE INC		1			1
Kroger - KR003500568			1	100%	1
MADISON FACILITY INC			1	100%	1
BAPTIST MINOR MEDICAL CENTER			1	100%	1
SOUTHEASTERN PATHOLOGY ASSOCIATES			1	100%	1
Chateau Girardeau			1	100%	1
ST. MARY MEDICAL CENTER		1			1
NORTH SHORE HEMATOLOGY-ONCOLOGY ASSOCIATES PC		1			1
Princeton Place			1	100%	1
USF PHYSICIANS GROUP			1	100%	1
MINUTE CLINIC LLC #0169		1			1
LEHIGH PULMONARY ASSOCIATES			1	100%	1
FAMILY MEDICAL CENTER		1			1
UNIVERSITY OF MIAMI SCCC RESEARCH LABORATORY			1	100%	1
LAKESIDE MEDICAL CENTER		1			1

COVID-19: testing by laboratory

Data through Jan 5, 2021 verified as of Jan 6, 2021 at 09:25 AM

Data in this report are provisional and subject to change.

The numbers in the table below represent the number of Florida and non-Florida residents for whom test results were received by the Department of Health. A person can be tested by more than one laboratory and can have both positive and negative results. **Therefore, the sum of the numbers in each column will be larger than the total number of people tested.**

Reporting lab	Inconclusive	Negative	Positive	Percent positive	Total
BAYCARE OUTREACH LAB			1	100%	1
COMMUNITY			1	100%	1
SOUTHWEST REGIONAL PCR LABORATORY			1	100%	1
LAKE LURE HEALTH CENTER			1	100%	1
GRAND VILLA OF PINELLAS PARK			1	100%	1
FLORIDA MEDICAL CLINIC PA GI			1	100%	1
SKYRIDGE CLINICAL ASSOCIATES		1			1
FULGENT GENETICS HOUSTON		1			1
NORWALK HOSPITAL			1	100%	1
MINUTECLINIC DIAG OF IND, LLC #4368		1			1
BLOOD SYSTEMS LABORATORIES			1	100%	1
ADVENTHEALTH MEDICAL GROUP FAMILY MEDICINE AT RDV		1			1
GOOD SAMARITAN SOCIETY-FOREST CITY		1			1
SOUTHERN SPRINGS HEALTH CARE		1			1
FRESENIUS SOUTH FORT MYERS		1			1
Macon Valley Nursing and Rehabilitation Center		1			1
LEELANAU OPCO, LLC		1			1
ADVENTHEALTH MEDICAL GROUP FAMILY AND INTERNAL			1	100%	1
ACCESS FAMILY CARE LLC			1	100%	1
MINUTECLINIC DIAG OF IND, LLC #6250		1			1
INDIANA STATE DEPARTMENT OF HEALTH CLINIC MICROBIOLOGY		1			1
PULSE MEDICAL GROUP INC			1	100%	1
STAMFORD HOSPITAL			1	100%	1
GENESEE COUNTY HEALTH DEPARTMENT		1			1
MEDSTAR HEALTH URGENT CARE			1	100%	1
C A R E S		1			1
REELFOOT FAMILY WALK-IN CLINIC		1			1
SIGNATURE CARE COLLEGE STATION			1	100%	1
OHIOHEALTH URGENT CARE			1	100%	1
MEDEXPRESS URGENT CARE - MARTINSVILLE		1			1
RIDGEFIELD PEDIATRIC ASSOCIATES		1			1
LADY OF THE SEA HOSPITAL LAB			1	100%	1
NEW YORK CITY DEPARTMENT OF HEALTH			1	100%	1
CARTERSVILLE MEDICAL CENTER			1	100%	1
BENTLEY VILLAGE II			1	100%	1
PEDIATRIC URGENT CARE CENTR OF FORT WORTH-LA GRAN			1	100%	1
PALM BAY URGENT CARE PL		1			1
TITUSVILLE REHABILITATION AND NURSING CENTER		1			1
HARBOR BEACH NURSING AND REHABILITATION CENTER			1	100%	1
MINUTE CLINIC DIAGNOSTIC PA			1	100%	1
ORLANDO HEALTH MEDICAL GROUP			1	100%	1
MEDICAL CITY NORTH HILLS			1	100%	1
THEDACARE FAMILY MEDICINE GATEWAY			1	100%	1
SOLARIS HEALTHCARE PLANT CITY		1			1
PRISMA HEALTH TUOMEY LABORATORY			1	100%	1
HALIFAX HEALTH PRIMARY CARE			1	100%	1
CHILDRENS SPECIALIST PEDIATRIC PULMMOLOGY &			1	100%	1

COVID-19: testing by laboratory

Data through Jan 5, 2021 verified as of Jan 6, 2021 at 09:25 AM

Data in this report are provisional and subject to change.

The numbers in the table below represent the number of Florida and non-Florida residents for whom test results were received by the Department of Health. A person can be tested by more than one laboratory and can have both positive and negative results. **Therefore, the sum of the numbers in each column will be larger than the total number of people tested.**

Reporting lab	Inconclusive	Negative	Positive	Percent positive	Total
PENSACOLA PATHOLOGY		1			1
Senatobia Healthcare & Rehab		1			1
Good Samaritan Society Waukon		1			1
FLORIDA CLINICAL LABORATORY INC DBA			1	100%	1
BAYCARE OUTREACH LAB WH SOUTH			1	100%	1
SANTA MONICA CA-UCLA MC			1	100%	1
HOUSTON METHODIST HOSPITAL			1	100%	1
MOUNT SINAI AVENTURA DIAGNOSTIC CENTER			1	100%	1
PRIMARY CARE & PEDIATRICS - SHEPHERSTOWN		1			1
Valley Center (WV)			1	100%	1
WALGREENS #01398			1	100%	1
GRAND VIEW HOSPITAL			1	100%	1
OAKMONTE VILLAGE OF DAVIE			1	100%	1
ROSECASTLE OF JACKSONVILLE LLC			1	100%	1
MCH PHYSICIANS GROUP			1	100%	1
FIVE STAR PREMIER RESIDENCES OF POMPANO BEACH			1	100%	1
ST GERARD'S COMMUNITY OF CARE		1			1
MAYO CLINIC OUTPATIENT DIALYSIS CENTER			1	100%	1
OAK HAVEN REHAB AND NURSING CENTER			1	100%	1
LAKE MARY OPTUM FLORIDA			1	100%	1
Avante at Orlando		1			1
UNIVERSITY OF IOWA HOSPITALS & CLINICS			1	100%	1
MAYO CLINICAL LABORATORIES		1			1
NEMOURS CHILDRENS PRIMARY CARE CLERMONT			1	100%	1
THE MEDICAL CENTER AT BOWLING GREEN			1	100%	1
GENESIS HEALTH SYSTEM			1	100%	1
EH FARGO HOSPITAL LABORATORY			1	100%	1
WARE EXPRESS CARE			1	100%	1
MINUTECLINIC DIAGNOSTIC OF KENTUCKY		1			1
BROOKSVILLE REGIONAL HOSPITAL			1	100%	1
HALIFAX FAMILY HEALTH CENTER			1	100%	1
INNOVATIVE CARE II LLC			1	100%	1
CARDIAC AND VASCULAR CONSULTANTS MD PA		1			1
CORPORATION OF AMERICA		1			1
FAITH FAMILY PRACTICE			1	100%	1
MINUTECLINIC DIAGNOSTIC OF OHIO #6139		1			1
CRANES VIEW LODGE			1	100%	1
MEDICAL LIFE-INC GUIDEWELL EMERGENCY MEDICINE			1	100%	1
Remarkable Healthcare Dallas			1	100%	1
MINUTE CLINIC LLC #10203		1			1
CQUENTIA NGS, LLC			1	100%	1
BAPTIST HOSPITAL EAST			1	100%	1
HATLEY HEALTH CARE, INC		1			1
PRIMEX CLINICAL LABORATORIES INC			1	100%	1
LIFELINK TRANSPLANT INSTITUTE LAB			1	100%	1
STEPHENS COUNTY HOSPITAL			1	100%	1
JOHNSON & JOHNSON VISION CARE-VISTAKON			1	100%	1

COVID-19: testing by laboratory

Data through Jan 5, 2021 verified as of Jan 6, 2021 at 09:25 AM

Data in this report are provisional and subject to change.

The numbers in the table below represent the number of Florida and non-Florida residents for whom test results were received by the Department of Health. A person can be tested by more than one laboratory and can have both positive and negative results. **Therefore, the sum of the numbers in each column will be larger than the total number of people tested.**

Reporting lab	Inconclusive	Negative	Positive	Percent positive	Total
FLORIDA CLINICAL RESEARCH CENTER, LLC			1	100%	1
BROOKDALE PALM BEACH GARDENS			1	100%	1
FLORIDA PRIMARY CARE AND SPORTS MEDICINE INC			1	100%	1
KIDSVILLE PEDIATRICS IV PA		1			1
PINELLAS CHD - CLEARWATER			1	100%	1
CHOTA COMMUNITY HEALTH SERVICES		1			1
Lemont Nursing and Rehab Center			1	100%	1
Livingston County Center for Nursing and Rehabilitation		1			1
DILELLA			1	100%	1
VA ST LOUIS HEALTH CARE SYSTEM			1	100%	1
MEDEXPRESS URGENT CARE - HADLEY		1			1
CLEVELAND CLINIC OHIO LABORATORIES			1	100%	1
ROSE HAVEN NURSING CENTER		1			1
ORLANDO PHYSICIAN NETWORK		1			1
NONA MEDICAL ARTS		1			1
University Plaza Rehabilitation and Nursing			1	100%	1
HENRY FORD HOSPITAL			1	100%	1
GIBSON AREA PRIMARY CARE			1	100%	1
FLORIDA PREMIER MEDICAL CARE PA			1	100%	1
MEDEXPRESS URGENT CARE - SPRINGFIELD, COOLEY ST		1			1
UNIVERSITY OF SOUTH FLORIDA			1	100%	1
PREMIER PEDIATRICS			1	100%	1
BAYMEADOWS PEDIATRIC CARE		1			1
Diversicare of Smyrna		1			1
MOUNT SINAI COMPREHENSIVE CANCER CENTER			1	100%	1
LOWER KEYS COMMUNITY HEALTH CENTER			1	100%	1
VA OUTPATIENT PHARMACY			1	100%	1
MEDEXPRESS URGENT CARE - DERBY N ROCK		1			1
HENRY FORD WEST BLOOMFIELD HOSPITAL			1	100%	1
HUMILITY OF MARY HEALTH PARTNERS			1	100%	1
PALMETTO PRIMARY CARE PHYSICIANS			1	100%	1
WESLEY MEDICAL CENTER			1	100%	1
MT CARMEL PHARMACY INC		1			1
WALGREENS #15291		1			1
THE ARLINGTON OF NAPLES INC.			1	100%	1
Glen Oaks Health and REhabilitation		1			1
SPECIALTY DRUG TESTING			1	100%	1
OCEAN MEDICAL CENTER		1			1
Broomall Manor		1			1
MEDEXPRESS URGENT CARE-MT PLEASANT			1	100%	1
ST JOHNS MEDICAL CENTER		1			1
THOMASVILLE REGIONAL MEDICAL CENTER		1			1
ARIZA WELLNESS CARE LLC			1	100%	1
BASCOM PALMER EYE INSTITUTE			1	100%	1
CAREHERE HUDSON BAY			1	100%	1
KANA MEDICAL			1	100%	1
FAIRFIELD MEDICAL CENTER			1	100%	1

COVID-19: testing by laboratory

Data through Jan 5, 2021 verified as of Jan 6, 2021 at 09:25 AM

Data in this report are provisional and subject to change.

The numbers in the table below represent the number of Florida and non-Florida residents for whom test results were received by the Department of Health. A person can be tested by more than one laboratory and can have both positive and negative results. **Therefore, the sum of the numbers in each column will be larger than the total number of people tested.**

Reporting lab	Inconclusive	Negative	Positive	Percent positive	Total
EXPRESS CARE OF THE SHOALS		1			1
DOCTORS MEMORIAL HOSP HOME HEALTH CARE		1			1
Medicalodges Neosho			1	100%	1
SPRINGBROOK HOSPITAL			1	100%	1
FORT LOUDOUN PRIMARY CARE		1			1
NEW MILFORD HOSPITAL			1	100%	1
NORTH PINELLAS CHILDRENS MEDICAL CENTER INC			1	100%	1
MEDIPLUS CLINIC, INC			1	100%	1
PAUL C SCHWARTZ & MELVIN L WEIDMAN		1			1
HELIX BIOMEDICS LLC			1	100%	1
CONSULATE HEALTH CARE OF VERO BEACH			1	100%	1
DEPT OF VA MEDICAL CENTER - MIAMI			1	100%	1
SCIENCE CARE			1	100%	1
CHRISTIANA HOSPITAL		1			1
HIGHLAND PARK LAKEWOOD PRESTON HOLLOW			1	100%	1
MAINE CENTER FOR DISEASE CONTROL AND PREVENTION			1	100%	1
LAKE SUCCESS EXTENDED CARE		1			1
LAREDO EMERGENCY ROOM			1	100%	1
PALOMAR MEDICAL CENTER			1	100%	1
CHAMBREL AT PINECASTLE			1	100%	1
NORTHEAST PEDIATRICS			1	100%	1
WATERTOWN URGENT CARE		1			1
SAN JOSE CLINIC		1			1
BUFFALO VAMC			1	100%	1
ATHENA PLASTIC SURGERY		1			1
JS HEALTHCARE			1	100%	1
ENZO LABS INC			1	100%	1
COBLESKILL REGIONAL HOSPITAL		1			1
HARBOUR ISLAND PEDIATRICS LLC			1	100%	1
LABORATORIO BUENA SALUD			1	100%	1
NF Escambia, LLC DBA Olive BranchHealth and Rehabilitaion Center			1	100%	1
ADVANCED CARDIOVASCULAR DIAGNOSTICS OF FL			1	100%	1
SUPERKIDS PEDIATRICS			1	100%	1
GRAND VILLA OF LARGO			1	100%	1
NHC HealthCare St. Charles		1			1
APALACHEE CENTER INC		1			1
RAMBAM URGENT CARE			1	100%	1
NIBHA MEDIRATTA MD PL			1	100%	1
MINUTECLINIC DIAG OF IND, LLC #6553		1			1
LUVERNE HEALTH AND REHABILITATION		1			1
CERMAK HEALTH SERVICES			1	100%	1
AMI ST FRANCIS HOSPITAL LABORATORY			1	100%	1
ARDEN COURTS OF SEMINOLE			1	100%	1
ROYAL PALM PEDIATRICS			1	100%	1
CAREWELL JW - WORCESTER LNC			1	100%	1
ADVANCED RESEARCH AND DIAGNOSTIC LABORATORY UNIVERSITY OF MINNESOTA			1	100%	1
ASHLEY CLINICAL DIAGNOSTIC LABORATORY			1	100%	1

COVID-19: testing by laboratory

Data through Jan 5, 2021 verified as of Jan 6, 2021 at 09:25 AM

Data in this report are provisional and subject to change.

The numbers in the table below represent the number of Florida and non-Florida residents for whom test results were received by the Department of Health. A person can be tested by more than one laboratory and can have both positive and negative results. **Therefore, the sum of the numbers in each column will be larger than the total number of people tested.**

Reporting lab	Inconclusive	Negative	Positive	Percent positive	Total
SUMMERFIELD PAIN MANAGEMENT			1	100%	1
Niles Nursing and Rehab. Center		1			1
BEAUMONT REFERENCE LABORATORY			1	100%	1
EAST COAST INSTITUTE FOR RESEARCH LLC			1	100%	1
ADVANCE MD CARE			1	100%	1
Ravenwood Speciality Care		1			1
PROGENESIS INC			1	100%	1
Manassas Health & Rehab			1	100%	1
AZALEALAND NURSING HOME		1			1
FLORIDA DIGESTIVE AND LIVER SPECIALISTS			1	100%	1
SOUTHWOOD HEALTHCARE CENTER		1			1
MINUTECLINIC DIAGNOSTIC OF TEXAS LLC		1			1
MEDEXPRESS URGENT CARE, LANCASTER WEST		1			1
COVID TESTING LLC			1	100%	1
SOUTHWOOD NURSING & RETIREMENT CENTER		1			1
Mountain View Manor			1	100%	1
MOORE CLINICAL RESEARCH INC			1	100%	1
INSTANT MEDICAL CARE CENTER			1	100%	1
GIFFORD MEMORIAL HOSPITAL		1			1
EASTERN FLORIDA STATE COLLEGE - PALM BAY CAMPUS			1	100%	1
REEVES COUNTY HOSPITAL DISTRICT			1	100%	1
ADVENTHEALTH MEDICAL GROUP SENIOR HEALTH AT			1	100%	1
FRESENIUS KIDNEY CARE DUNEDIN			1	100%	1
UNIVERSITY OF BALTIMORE WASHINGTON MEDICAL CENTER			1	100%	1
PARRISH MEDICAL GROUP			1	100%	1
PEDIATRIC SERVICES OF AMERICA INC		1			1
CYPRESS VILLAGE REHAB CENTER		1			1
PELICAN STATE OUTPATIENT CENTER			1	100%	1
MINUTECLINIC #8760		1			1
PINNACLE DIALYSIS		1			1
SOUTHEASTERN HEALTH FACILITES, INC		1			1
SOUTHWEST ORLANDO FAMILY MEDICINE, PL			1	100%	1
BRIDGE DIAGNOSTICS			1	100%	1
GRAND VILLA OF LAKE LAND		1			1
Eagle Health and Rehabilitation		1			1
MEDEX CLINIC LLC			1	100%	1
FLORIDA SCHOOL FOR THE DEAF AND THE BLIND			1	100%	1
NORTH RIVER FAMILY HEALTH CENTER			1	100%	1
ROYAL OAK MEDICAL CENTER LLC DBA CHARACTER FAMILY			1	100%	1
EAST FL CORE LAB			1	100%	1
TMH CANCER CENTER LABORATORY			1	100%	1
SARASOTA MEDICAL CENTER			1	100%	1
MEMORIAL HOSPITAL - BELLEVILLE			1	100%	1
JOSHUA E CHESIR MD		1			1
STEWART MEDICAL GROUP INC			1	100%	1
The Pines at Poughkeepsie Center for Nursing and Rehabilitation		1			1
GATEWAY LABORATORIES		1			1

COVID-19: testing by laboratory

Data through Jan 5, 2021 verified as of Jan 6, 2021 at 09:25 AM

Data in this report are provisional and subject to change.

The numbers in the table below represent the number of Florida and non-Florida residents for whom test results were received by the Department of Health. A person can be tested by more than one laboratory and can have both positive and negative results. **Therefore, the sum of the numbers in each column will be larger than the total number of people tested.**

Reporting lab	Inconclusive	Negative	Positive	Percent positive	Total
WAYNE COUNTY PUBLIC HEALTH		1			1
TRUCARE LIVING CENTERS - SELMA			1	100%	1
ACCESS HEALTH CARE PHYSICIANS LLC			1	100%	1
ALLIED PEDIATRICS & FAMILY MEDICINE			1	100%	1
SHELBYVILLE HOSPITAL COMPANY		1			1
SWEDISH COVENANT HOSPITAL			1	100%	1
WEILL CORNELL MEDICAL ASSOCIATES - EAST SIDE		1			1
BRONSON METHODIST HOSPITAL			1	100%	1
MEDTOWN PHARMACY			1	100%	1
NASSAU COUNTY HEALTH DEPARTMENT-FERNANDINA BEACH C		1			1
ADVENTHEALTH HOSPICE CARE CENTRAL FLORIDA		1			1
SOUTH FLORIDA DIALYSIS CENTER			1	100%	1
DEVANSH LAB WERKS		1			1
BLUFFTON HEALTH CENTER			1	100%	1
FAMILY MEDICINE MEDICAL DRIVE		1			1
FLEMING ISLAND CENTER FOR CLINICAL RESEARCH		1			1
HABANA HEALTH CARE CENTER			1	100%	1
Signature Healthcare of Georgetown		1			1
SHELL POINT HOME HEALTH			1	100%	1
BL DIAGNOSTICS LLC			1	100%	1
PARK AVENUE PEDIATRICS PC		1			1
BAYCARE OUTREACH LAB AT NEW TAMPA			1	100%	1
CARESOUTH HHA HOLDINGS OF THE TREASURE COAST LLC			1	100%	1
WALKONCLINIC			1	100%	1
BOULDER COMMUNITY HOSPITAL			1	100%	1
CHIEFLAND MEDICAL CENTER			1	100%	1
KEY WEST HMA PHYSICIAN MANAGEMENT, LLC			1	100%	1
SANTA BARABARA ALF LLC (THE WINDSOR)			1	100%	1
MOUNT SINAI MEDICAL CENTER AVENTURA ER			1	100%	1
CURELOGICS WOUND CARE & HYPERBARIC CENTER		1			1
Chestnut Ridge Nursing & Rehab		1			1
Mill Valley Care Center		1			1
FLORIDA HOSPITAL LAB			1	100%	1
Florida Baptist Retirement Center		1			1
Total	64,600	12,733,963	1,800,408	12%	14,598,971