

# COVID-19: summary of cases and monitoring

Data through Jan 3, 2021 verified as of Jan 4, 2021 at 09:25 AM

Data in this report are provisional and subject to change.

Cases: people with positive PCR or antigen test result		Cases: people with positive PCR or antigen test result	
Total cases		Risk factors for Florida residents	
Florida residents	1,352,222	Traveled	11,288
Non-Florida residents	24,470	Contact with a known case	507,977
Type of testing		Traveled and contact with a known case	14,404
Florida residents	1,352,222	Neither	818,553
Positive by BPHL/CDC	49,959	No travel and no contact	159,565
Positive by commercial/hospital lab	1,302,263	Travel is unknown	478,390
PCR positive	1,154,585	Contact is unknown	305,573
Antigen positive	197,637	Contact is pending	306,844
Non-Florida residents	24,470	Travel can be unknown and contact can be unknown or pending for the same case, these numbers will sum to more than the "neither" total.	
Positive by BPHL/CDC	669		
Positive by commercial/hospital lab	23,801		
PCR positive	18,225		
Antigen positive	6,245		
Characteristics			
Florida residents hospitalized	63,505		
Florida resident deaths	22,090		
Non-Florida resident deaths	325		
Hospitalized counts include anyone who was hospitalized at some point during their illness. It does not reflect the number of people currently hospitalized.			
More information on deaths identified through death certificate data is available on the National Center for Health Statistics website at <a href="http://www.cdc.gov/nchs/nvss/vsrr/COVID19/index.htm">www.cdc.gov/nchs/nvss/vsrr/COVID19/index.htm</a> .			

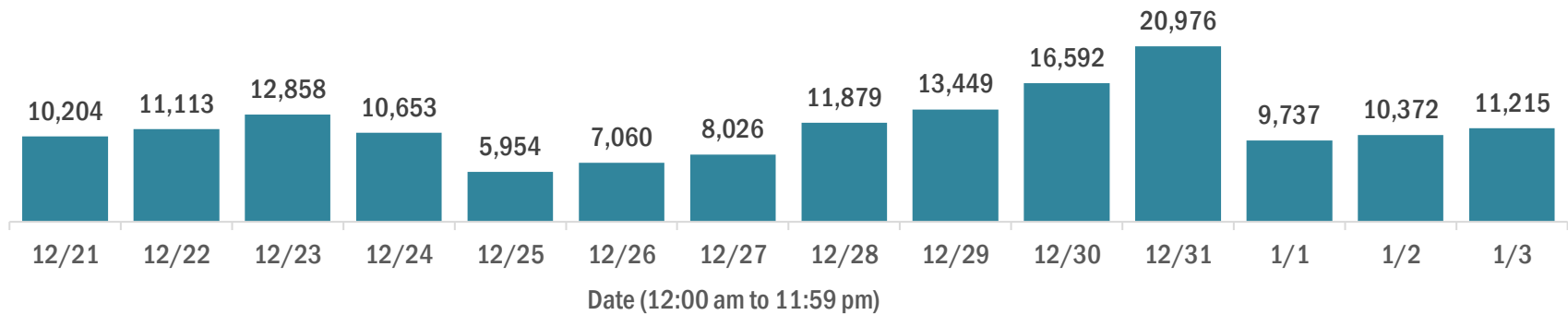
# COVID-19: summary of laboratory testing

Data through Jan 3, 2021 verified as of Jan 4, 2021 at 09:25 AM

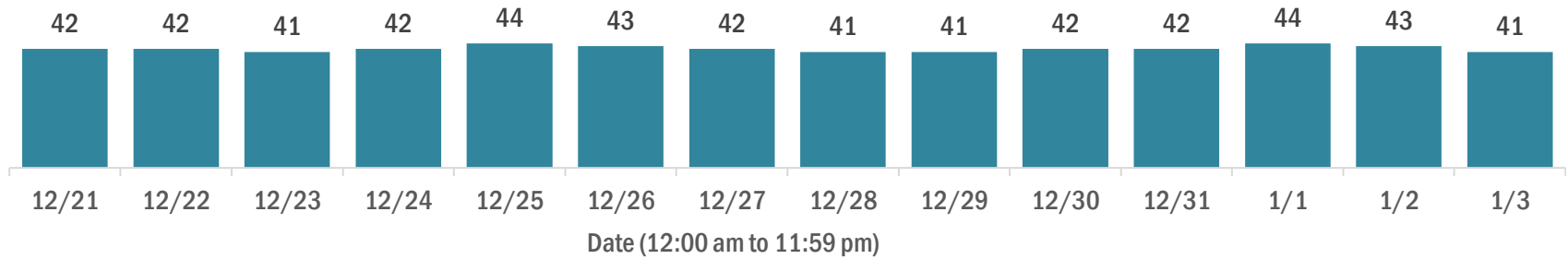
Data in this report are provisional and subject to change.

## Cases in Florida residents per day for the past 2 weeks

Number of cases per day



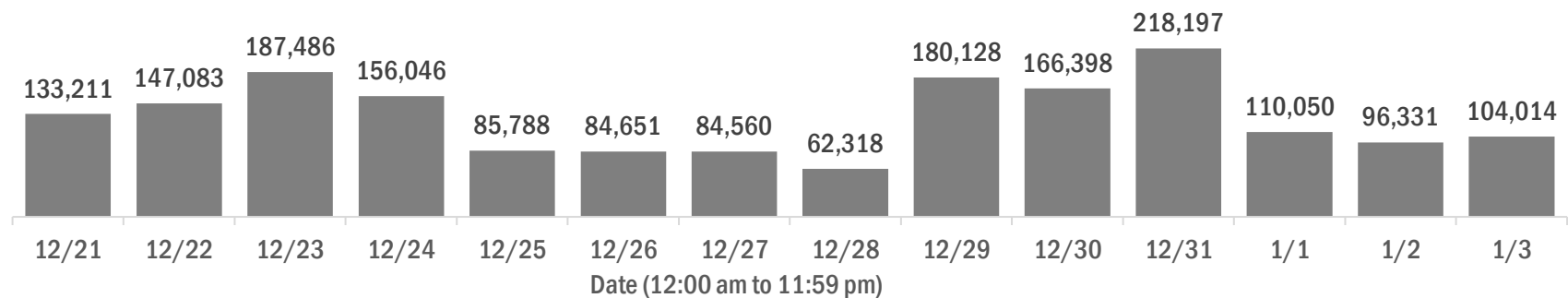
Median age of cases by day



## Laboratory testing for Florida residents over the past 2 weeks

### Number of Florida residents tested per day

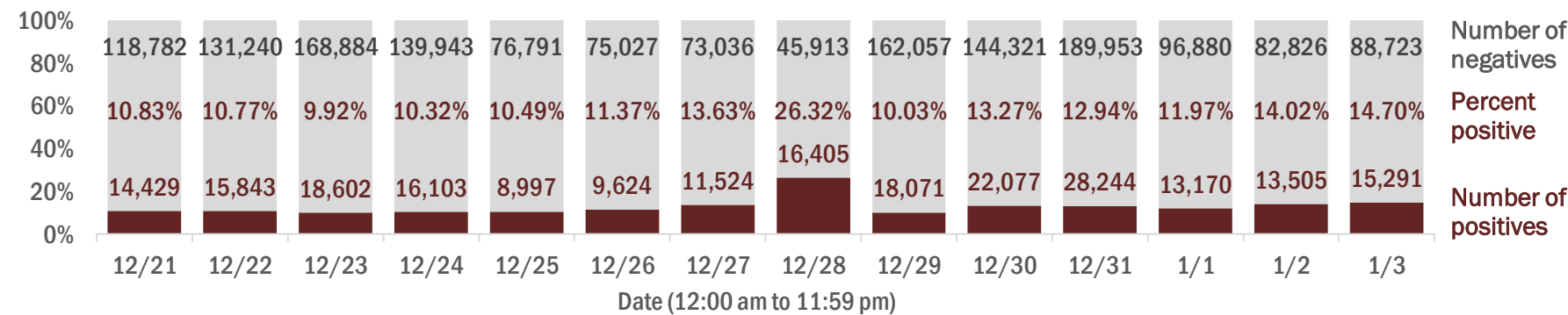
These counts include the number of people for whom the Department received PCR or antigen laboratory results by day. People tested on multiple days will be included for each day a new result was received. A person is only counted once for each day they are tested, regardless of whether multiple specimens are tested or multiple results are received.



### Number and percent of Florida residents with positive test results

The percent of positive results ranged from 9.92% to 26.32% over the past 2 weeks and was 14.70% yesterday.

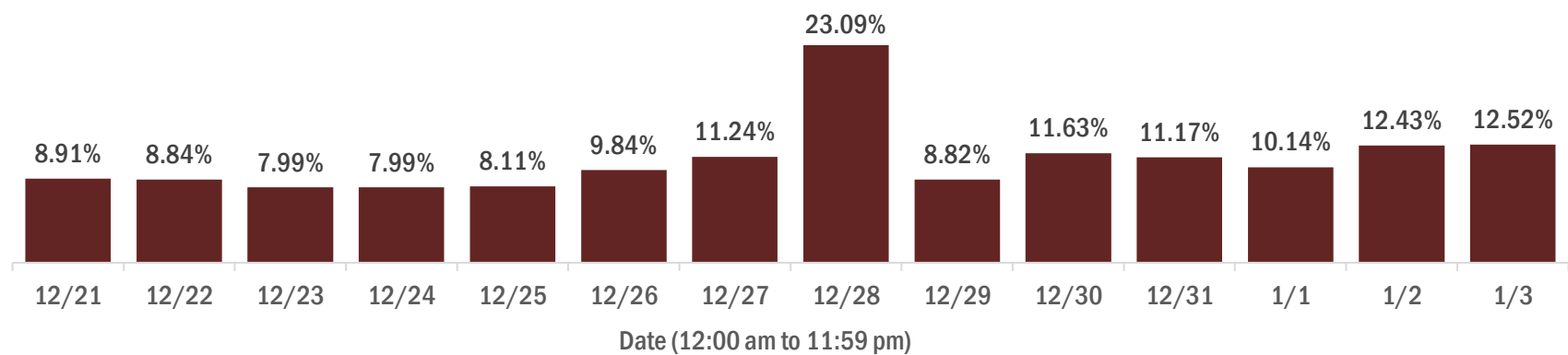
These counts include the number of people for whom the Department received PCR or antigen laboratory results by day. People tested on multiple days will be included for each day a new result was received. A person is only counted once for each day they are tested, regardless of whether multiple specimens are tested or multiple results are received. If a person has a positive specimen and a negative specimen in the same day, only the positive result is counted.



### Percent positivity for new cases in Florida residents

The percent of positive results ranged from 7.99% to 23.09% over the past 2 weeks and was 12.52% yesterday.

This percent is the number of people who test PCR- or antigen-positive for the first time divided by all the people tested that day, excluding people who have previously tested positive.



# COVID-19: characteristics of 1,352,222 Florida resident cases

Data through Jan 3, 2021 verified as of Jan 4, 2021 at 09:25 AM

Data in this report are provisional and subject to change.

Age group	Cases		Hospitalizations		Deaths	
0-4 years	24,372	2%	422	1%	0	0%
5-14 years	72,229	5%	384	1%	5	0%
15-24 years	210,758	16%	1,645	3%	34	0%
25-34 years	241,776	18%	3,328	5%	121	1%
35-44 years	211,580	16%	5,027	8%	358	2%
45-54 years	208,314	15%	7,608	12%	854	4%
55-64 years	177,721	13%	10,996	17%	2,411	11%
65-74 years	111,203	8%	12,942	20%	4,669	21%
75-84 years	62,176	5%	12,548	20%	6,613	30%
85+ years	30,955	2%	8,600	14%	7,025	32%
Unknown	1,138	0%	5	0%	0	0%
Total	1,352,222		63,505		22,090	

Gender	Cases	
Female	702,463	52%
Male	640,482	47%
Unknown	9,277	1%
Total	1,352,222	

Ethnicity	Cases		Hospitalizations		Deaths	
Hispanic	424,324	31%	16,883	27%	5,337	24%
Non-Hispanic	624,564	46%	43,381	68%	15,227	69%
Unknown	303,334	22%	3,241	5%	1,526	7%
Total	1,352,222		63,505		22,090	

Race and ethnicity	Cases		Hospitalizations		Deaths	
White	724,641	54%	40,496	64%	15,820	72%
Hispanic	281,939	21%	11,874	19%	4,226	19%
Non-Hispanic	389,936	29%	27,319	43%	10,863	49%
Unknown	52,766	4%	1,303	2%	731	3%
Black	178,833	13%	13,679	22%	3,793	17%
Hispanic	10,044	1%	561	1%	145	1%
Non-Hispanic	153,567	11%	12,821	20%	3,505	16%
Unknown	15,222	1%	297	0%	143	1%
Other race	191,399	14%	7,369	12%	1,768	8%
Hispanic	97,939	7%	4,020	6%	823	4%
Non-Hispanic	65,240	5%	3,023	5%	789	4%
Unknown	28,220	2%	326	1%	156	1%
Unknown race	257,349	19%	1,961	3%	709	3%
Hispanic	34,402	3%	428	1%	143	1%
Non-Hispanic	15,821	1%	218	0%	70	0%
Unknown	207,126	15%	1,315	2%	496	2%
Total	1,352,222		63,505		22,090	

**Hospitalization** counts include anyone who was hospitalized at some point during their illness. It does not reflect the number of people currently hospitalized. **Other race** includes any person with a race of American Indian/Alaskan native, Asian, native Hawaiian/Pacific Islander, or other.

# COVID-19: deaths in Florida residents and staff of long-term care facilities

Data through Jan 3, 2021 verified as of Jan 4, 2021 at 09:25 AM

Data in this report are provisional and subject to change.

For current cases in residents or staff of long-term care facilities, please visit: <https://floridahealthcovid19.gov/>

County	Deaths		County	Deaths		County	Deaths	
Dade	910	<div></div> 11%	Lake	123	<div></div> 1%	Gilchrist	15	<div></div> 0%
Palm Beach	836	<div></div> 10%	Hernando	120	<div></div> 1%	Calhoun	12	<div></div> 0%
Pinellas	696	<div></div> 8%	Osceola	104	<div></div> 1%	Gadsden	12	<div></div> 0%
Broward	517	<div></div> 6%	Charlotte	99	<div></div> 1%	Washington	12	<div></div> 0%
Hillsborough	451	<div></div> 5%	Indian River	80	<div></div> 1%	Jefferson	10	<div></div> 0%
Polk	364	<div></div> 4%	Jackson	78	<div></div> 1%	Baker	9	<div></div> 0%
Lee	294	<div></div> 4%	Clay	77	<div></div> 1%	Gulf	9	<div></div> 0%
Brevard	293	<div></div> 4%	Leon	63	<div></div> 1%	Lafayette	9	<div></div> 0%
Sarasota	285	<div></div> 3%	Suwannee	58	<div></div> 1%	Holmes	8	<div></div> 0%
Duval	277	<div></div> 3%	St. Johns	54	<div></div> 1%	Desoto	5	<div></div> 0%
Orange	256	<div></div> 3%	Bay	52	<div></div> 1%	Bradford	4	<div></div> 0%
Volusia	207	<div></div> 2%	Highlands	52	<div></div> 1%	Levy	4	<div></div> 0%
St. Lucie	198	<div></div> 2%	Alachua	41	<div></div> 0%	Flagler	3	<div></div> 0%
Marion	195	<div></div> 2%	Columbia	38	<div></div> 0%	Monroe	3	<div></div> 0%
Seminole	187	<div></div> 2%	Sumter	33	<div></div> 0%	Taylor	3	<div></div> 0%
Escambia	169	<div></div> 2%	Nassau	28	<div></div> 0%	Hardee	2	<div></div> 0%
Manatee	154	<div></div> 2%	Santa Rosa	25	<div></div> 0%	Wakulla	2	<div></div> 0%
Pasco	148	<div></div> 2%	Putnam	22	<div></div> 0%	Dixie	1	<div></div> 0%
Collier	147	<div></div> 2%	Hendry	20	<div></div> 0%	Liberty	1	<div></div> 0%
Martin	129	<div></div> 2%	Walton	19	<div></div> 0%			
Citrus	126	<div></div> 2%	Madison	18	<div></div> 0%			
Okaloosa	124	<div></div> 1%	Okeechobee	16	<div></div> 0%			
						Total	8,307	

**Note:** cases are summarized by the county of usual residence. Residents and staff may be cases associated with facilities that are not in their county of usual residence, resulting in cases being included below for counties that do not have facilities with known cases.

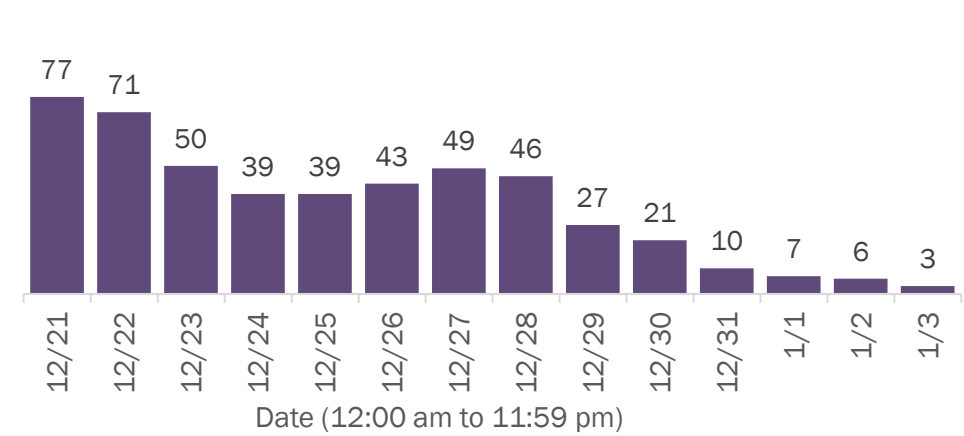
# COVID-19: cases in Florida residents who have died

Data through Jan 3, 2021 verified as of Jan 4, 2021 at 09:25 AM

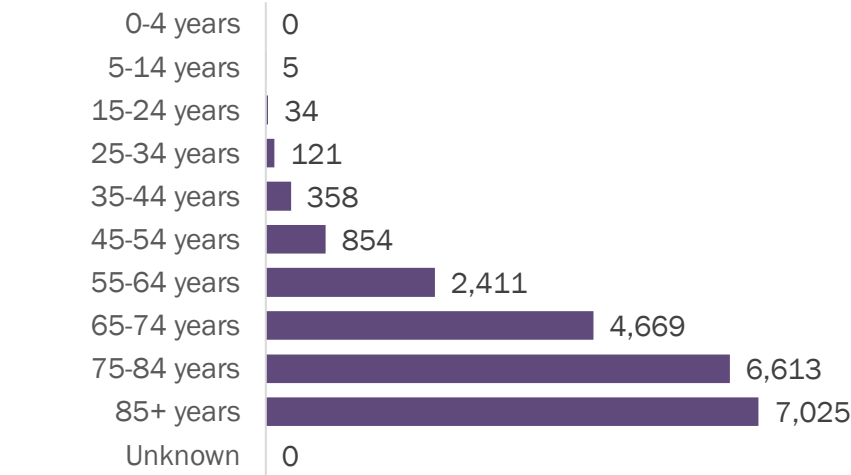
Data in this report are provisional and subject to change.

Demographics for all identified COVID-19 deaths: 22,090

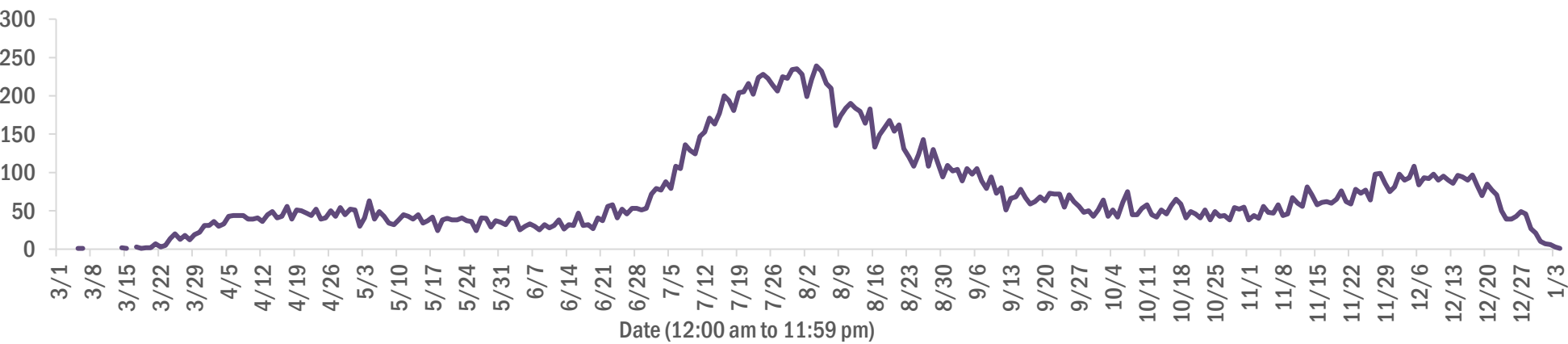
Deaths by date of death for the past 2 weeks



Deaths by age group



Deaths by date of death since March 2020



Age group	Deaths	Cases	Case fatality rate	Mortality rate per 100,000 population
0-4 years	0	24,372	0.0%	0.0
5-14 years	5	72,229	0.0%	0.2
15-24 years	34	210,758	0.0%	1.4
25-34 years	121	241,776	0.1%	4.3
35-44 years	358	211,580	0.2%	13.7
45-54 years	854	208,314	0.4%	30.6
55-64 years	2,411	177,721	1.4%	83.4
65-74 years	4,669	111,203	4.2%	192.4
75-84 years	6,613	62,176	10.6%	470.9
85+ years	7,025	30,955	22.7%	1216.4
Unknown	0	1,138	0.0%	
Total	22,090	1,352,222	1.6%	102.3

Gender	Deaths	Cases	Case fatality rate	Mortality rate per 100,000 population
Female	9,735	702,463	1.4%	88.2
Male	12,355	640,482	1.9%	117.0
Unknown	0	9,277	0.0%	
Total	22,090	1,352,222	1.6%	102.3

Race	Deaths	Cases	Case fatality rate	Mortality rate per 100,000 population
White	15,820	724,641	2.2%	94.7
Black	3,793	178,833	2.1%	103.7
Other	1,768	191,399	0.9%	142.1
Unknown	709	257,349	0.3%	
Total	22,090	1,352,222	1.6%	102.3

Ethnicity	Deaths	Cases	Case fatality rate	Mortality rate per 100,000 population
Non-Hispanic	15,227	624,564	2.4%	95.6
Hispanic	5,337	424,324	1.3%	94.0
Unknown	1,526	303,334	0.5%	
Total	22,090	1,352,222	1.6%	102.3

# COVID-19: characteristics of 1,376,692 cases

Data through Jan 3, 2021 verified as of Jan 4, 2021 at 09:25 AM

Data in this report are provisional and subject to change.

Tables below include cases in Florida residents and non-Florida residents.

All 67 Florida counties have cases:

County	FL resident cases		Non-FL resident cases	Total cases	FL resident deaths	FL death rate
Dade	304,635	<div></div> 23%	3,624	308,259	4,256	1.4%
Broward	140,369	<div></div> 10%	1,624	141,993	1,882	1.3%
Palm Beach	84,997	<div></div> 6%	1,278	86,275	1,921	2.3%
Hillsborough	79,833	<div></div> 6%	753	80,586	1,092	1.4%
Orange	79,149	<div></div> 6%	904	80,053	751	0.9%
Duval	63,227	<div></div> 5%	998	64,225	753	1.2%
Pinellas	46,115	<div></div> 3%	1,092	47,207	1,079	2.3%
Lee	41,144	<div></div> 3%	1,224	42,368	680	1.7%
Polk	39,012	<div></div> 3%	256	39,268	791	2.0%
Osceola	26,096	<div></div> 2%	454	26,550	291	1.1%
Escambia	20,852	<div></div> 2%	2,526	23,378	384	1.8%
Volusia	22,878	<div></div> 2%	351	23,229	457	2.0%
Collier	22,592	<div></div> 2%	605	23,197	341	1.5%
Pasco	22,859	<div></div> 2%	223	23,082	394	1.7%
Manatee	22,650	<div></div> 2%	394	23,044	436	1.9%
Brevard	21,743	<div></div> 2%	294	22,037	525	2.4%
Leon	19,544	<div></div> 1%	624	20,168	176	0.9%
Sarasota	18,734	<div></div> 1%	675	19,409	512	2.7%
Seminole	18,740	<div></div> 1%	146	18,886	316	1.7%
Marion	18,621	<div></div> 1%	120	18,741	485	2.6%
Lake	16,284	<div></div> 1%	199	16,483	318	2.0%
Alachua	16,256	<div></div> 1%	181	16,437	136	0.8%
St. Lucie	14,952	<div></div> 1%	84	15,036	409	2.7%
St. Johns	13,653	<div></div> 1%	205	13,858	117	0.9%
Okaloosa	13,130	<div></div> 1%	138	13,268	232	1.8%
Bay	11,859	<div></div> 1%	501	12,360	213	1.8%
Clay	11,850	<div></div> 1%	36	11,886	188	1.6%
Santa Rosa	11,617	<div></div> 1%	155	11,772	130	1.1%
Martin	7,979	<div></div> 1%	130	8,109	210	2.6%
Charlotte	7,716	<div></div> 1%	91	7,807	241	3.1%
Hernando	7,689	<div></div> 1%	56	7,745	281	3.7%
Indian River	7,288	<div></div> 1%	69	7,357	162	2.2%
Citrus	6,908	<div></div> 1%	47	6,955	283	4.1%
Columbia	6,159	<div></div> 0%	27	6,186	119	1.9%
Sumter	5,360	<div></div> 0%	43	5,403	122	2.3%

County	FL resident cases		Non-FL resident cases	Total cases	FL resident deaths	FL death rate
Highlands	5,101	<div></div> 0%	53	5,154	206	4.0%
Nassau	4,796	<div></div> 0%	328	5,124	66	1.4%
Walton	4,593	<div></div> 0%	520	5,113	50	1.1%
Jackson	4,714	<div></div> 0%	58	4,772	120	2.5%
Monroe	4,168	<div></div> 0%	204	4,372	35	0.8%
Suwannee	4,154	<div></div> 0%	25	4,179	97	2.3%
Putnam	4,149	<div></div> 0%	12	4,161	80	1.9%
Gadsden	4,109	<div></div> 0%	13	4,122	60	1.5%
Flagler	3,918	<div></div> 0%	41	3,959	48	1.2%
Hendry	3,419	<div></div> 0%	15	3,434	49	1.4%
Unknown	238	<div></div> 0%	2,840	3,078	0	0.0%
Desoto	2,935	<div></div> 0%	14	2,949	58	2.0%
Baker	2,541	<div></div> 0%	11	2,552	36	1.4%
Okeechobee	2,492	<div></div> 0%	21	2,513	54	2.2%
Bradford	2,239	<div></div> 0%	8	2,247	23	1.0%
Wakulla	2,196	<div></div> 0%	9	2,205	25	1.1%
Hardee	2,147	<div></div> 0%	8	2,155	20	0.9%
Washington	2,029	<div></div> 0%	19	2,048	30	1.5%
Taylor	2,028	<div></div> 0%	4	2,032	27	1.3%
Levy	1,953	<div></div> 0%	10	1,963	20	1.0%
Holmes	1,717	<div></div> 0%	29	1,746	29	1.7%
Madison	1,557	<div></div> 0%	20	1,577	33	2.1%
Union	1,481	<div></div> 0%	0	1,481	65	4.4%
Lafayette	1,437	<div></div> 0%	0	1,437	22	1.5%
Gulf	1,345	<div></div> 0%	18	1,363	28	2.1%
Hamilton	1,291	<div></div> 0%	14	1,305	15	1.2%
Calhoun	1,285	<div></div> 0%	2	1,287	29	2.3%
Dixie	1,155	<div></div> 0%	3	1,158	11	1.0%
Gilchrist	1,045	<div></div> 0%	1	1,046	25	2.4%
Jefferson	1,020	<div></div> 0%	20	1,040	17	1.7%
Franklin	930	<div></div> 0%	20	950	4	0.4%
Glades	784	<div></div> 0%	2	786	11	1.4%
Liberty	766	<div></div> 0%	1	767	14	1.8%
Total	1,352,222		24,470	1,376,692	22,090	1.6%



# COVID-19: characteristics of 1,352,222 Florida resident cases

Data through Jan 3, 2021 verified as of Jan 4, 2021 at 09:25 AM

Data in this report are provisional and subject to change.

The table below includes the cities and counties of residence for cases in Florida residents based on the patient's ZIP Code. Note that city is not always received as part of the initial notification and may be missing while the case is being investigated.

City and county	Cases
Miami, Dade	176,944
Jacksonville, Duval	59,226
Orlando, Orange	59,133
Tampa, Hillsborough	47,174
Hialeah, Dade	42,920
Fort Lauderdale, Broward	31,254
Hollywood, Broward	27,085
West Palm Beach, Palm Beach	20,693
Kissimmee, Osceola	20,051
Naples, Collier	18,659
Tallahassee, Leon	18,645
Homestead, Dade	17,967
Saint Petersburg, Pinellas	17,254
Pensacola, Escambia	17,133
Fort Myers, Lee	16,232
Bradenton, Manatee	14,976
Boca Raton, Palm Beach	14,581
Pompano Beach, Broward	14,343
Ocala, Marion	13,959
Lakeland, Polk	13,886
Gainesville, Alachua	13,158
Sarasota, Sarasota	11,734
Lake Worth, Palm Beach	10,545
Cape Coral, Lee	10,247
Port Saint Lucie, St. Lucie	9,745
Miramar, Broward	9,064
Clearwater, Pinellas	9,052
Miami Beach, Dade	8,536
Boynton Beach, Palm Beach	8,123
Miami Gardens, Dade	7,950
Panama City, Bay	7,568
Coral Springs, Broward	7,546
Doral, Dade	7,378
Saint Augustine, St. Johns	7,309
Melbourne, Brevard	6,656
Lehigh Acres, Lee	6,563
Winter Haven, Polk	6,535
Delray Beach, Palm Beach	6,412
Davie, Broward	5,941
Riverview, Hillsborough	5,866
Milton, Santa Rosa	5,725
Lake City, Columbia	5,683
Vero Beach, Indian River	5,577
Sunrise, Broward	5,396
Coral Gables, Dade	5,281
New Port Richey, Pasco	5,201
Fort Pierce, St. Lucie	5,125
Saint Cloud, Osceola	5,063
Largo, Pinellas	5,030
Palm Bay, Brevard	4,886
Orange Park, Clay	4,871
Daytona Beach, Volusia	4,841
Plantation, Broward	4,672
Apopka, Orange	4,671
Brandon, Hillsborough	4,625
Spring Hill, Hernando	4,513
North Miami Beach, Dade	4,460
Plant City, Hillsborough	4,382
Clermont, Lake	4,368

# COVID-19: characteristics of 1,352,222 Florida resident cases

Data through Jan 3, 2021 verified as of Jan 4, 2021 at 09:25 AM

Data in this report are provisional and subject to change.

The table below includes the cities and counties of residence for cases in Florida residents based on the patient's ZIP Code. Note that city is not always received as part of the initial notification and may be missing while the case is being investigated.

City and county	Cases
Weston, Broward	4,338
Jupiter, Palm Beach	4,148
Sanford, Seminole	4,124
Deerfield Beach, Broward	4,078
Deltona, Volusia	3,944
Davenport, Polk	3,912
Port Charlotte, Charlotte	3,863
Stuart, Martin	3,827
Fort Walton Beach, Okaloosa	3,780
Miami Lakes, Dade	3,761
Winter Garden, Orange	3,692
Tamarac, Broward	3,620
Crestview, Okaloosa	3,395
Land O Lakes, Pasco	3,336
Wesley Chapel, Pasco	3,326
Palm Coast, Flagler	3,298
Live Oak, Suwannee	3,297
Palm Beach Gardens, Palm Beach	3,274
Coconut Creek, Broward	3,273
Opa Locka, Dade	3,263
Palmetto, Manatee	3,261
Deland, Volusia	3,235
Winter Park, Orange	3,176
Margate, Broward	3,137
Palm Harbor, Pinellas	3,097
Oviedo, Seminole	3,030
Wellington, Palm Beach	2,990
Immokalee, Collier	2,882
Arcadia, Desoto	2,859
Middleburg, Clay	2,848
Altamonte Springs, Seminole	2,846
Lutz, Hillsborough	2,807
Punta Gorda, Charlotte	2,787
Venice, Sarasota	2,773
Hallandale, Broward	2,743
Brooksville, Hernando	2,741
Sebring, Highlands	2,740
Cutler Ridge, Dade	2,739
Haines City, Polk	2,737
North Port, Sarasota	2,736
Leesburg, Lake	2,631
Ocoee, Orange	2,617
Valrico, Hillsborough	2,573
Bonita Springs, Lee	2,558
Pembroke Pines, Broward	2,542
Seminole, Pinellas	2,510
Port Orange, Volusia	2,497
Okeechobee, Okeechobee	2,481
Saint Johns, St. Johns	2,456
Zephyrhills, Pasco	2,375
Navarre, Santa Rosa	2,314
Key West, Monroe	2,286
North Lauderdale, Broward	2,284
The Villages, Sumter	2,280
Ruskin, Hillsborough	2,275
North Miami, Dade	2,270
Pinellas Park, Pinellas	2,267
Lake Worth Beach, Palm Beach	2,258
Longwood, Seminole	2,229



# COVID-19: characteristics of 1,352,222 Florida resident cases

Data through Jan 3, 2021 verified as of Jan 4, 2021 at 09:25 AM

Data in this report are provisional and subject to change.

The table below includes the cities and counties of residence for cases in Florida residents based on the patient's ZIP Code. Note that city is not always received as part of the initial notification and may be missing while the case is being investigated.

City and county	Cases
Ormond Beach, Volusia	2,225
Windermere, Orange	2,189
Jacksonville Beach, Duval	2,187
Niceville, Okaloosa	2,137
Quincy, Gadsden	2,124
Gulf Breeze, Santa Rosa	2,086
Cantonment, Escambia	2,044
Crawfordville, Wakulla	1,999
Bartow, Polk	1,989
Hudson, Pasco	1,975
Palatka, Putnam	1,965
Dade City, Pasco	1,947
Oakland Park, Broward	1,934
Casselberry, Seminole	1,933
Cocoa, Brevard	1,930
Perry, Taylor	1,898
Green Cove Springs, Clay	1,892
Clewiston, Hendry	1,855
Panama City Beach, Bay	1,840
Marianna, Jackson	1,819
North Fort Myers, Lee	1,817
Port Richey, Pasco	1,798
Fernandina Beach, Nassau	1,763
Ponte Vedra Beach, St. Johns	1,755
Kissimmee, Polk	1,735
Auburndale, Polk	1,729
Lake Mary, Seminole	1,721
Royal Palm Beach, Palm Beach	1,685
Tarpon Springs, Pinellas	1,672
Aventura, Dade	1,663
Inverness, Citrus	1,655
Lynn Haven, Bay	1,642
Chipley, Washington	1,605
Winter Springs, Seminole	1,585
Defuniak Springs, Walton	1,584
Wimauma, Hillsborough	1,538
New Smyrna Beach, Volusia	1,536
Lake Wales, Polk	1,528
Belle Glade, Palm Beach	1,523
Titusville, Brevard	1,517
Estero, Lee	1,512
Santa Rosa Beach, Walton	1,511
Starke, Bradford	1,503
Merritt Island, Brevard	1,489
Parkland, Broward	1,488
Fleming Island, Clay	1,488
Labelle, Hendry	1,458
Cooper City, Broward	1,458
Dunedin, Pinellas	1,448
Loxahatchee, Palm Beach	1,420
Coconut Grove, Dade	1,418
Crossings, Dade	1,418
Mayo, Lafayette	1,417
Missing, Dade	1,413
Eustis, Lake	1,382
Holiday, Pasco	1,382
Sarasota, Manatee	1,366
Destin, Okaloosa	1,361
Key Biscayne, Dade	1,357

# COVID-19: characteristics of 1,352,222 Florida resident cases

Data through Jan 3, 2021 verified as of Jan 4, 2021 at 09:25 AM

Data in this report are provisional and subject to change.

The table below includes the cities and counties of residence for cases in Florida residents based on the patient's ZIP Code. Note that city is not always received as part of the initial notification and may be missing while the case is being investigated.

City and county	Cases
Carol City, Dade	1,352
Parrish, Manatee	1,334
Avon Park, Highlands	1,328
Palm City, Martin	1,311
Mulberry, Polk	1,293
Mount Dora, Lake	1,278
Seffner, Hillsborough	1,264
Wauchula, Hardee	1,252
Bonifay, Holmes	1,246
Odessa, Hillsborough	1,242
Tavares, Lake	1,231
Riviera Beach, Palm Beach	1,225
Rockledge, Brevard	1,213
Biscayne Park, Dade	1,166
Macclenny, Baker	1,165
Crystal River, Citrus	1,113
Groveland, Lake	1,110
Lake Butler, Union	1,109
Summerfield, Marion	1,102
Yulee, Nassau	1,098
Orange City, Volusia	1,083
Maitland, Orange	1,080
Indiantown, Martin	1,070
Florida City, Dade	1,063
Madison, Madison	1,060
Graceville, Jackson	1,051
Lithia, Hillsborough	1,030
Century, Escambia	1,028
Pinecrest, Dade	1,001
Ponte Vedra, St. Johns	996
Homosassa, Citrus	995
Callahan, Nassau	992
Dania, Broward	974
Sebastian, Indian River	970
Gibsonton, Hillsborough	965
Atlantic Beach, Duval	956
El Portal, Dade	953
Lake Placid, Highlands	949
Dover, Hillsborough	942
Monticello, Jefferson	940
Hobe Sound, Martin	936
Lady Lake, Lake	924
Pace, Santa Rosa	904
Apollo Beach, Hillsborough	894
Jasper, Hamilton	881
Palmetto Bay, Dade	880
Everglades National Park, Dade	879
Oldsmar, Pinellas	866
Blountstown, Calhoun	860
Sun City Center, Hillsborough	855
Alachua, Alachua	853
Palm Springs, Palm Beach	849
Sanderson, Baker	840
Dunnellon, Marion	830
Lecanto, Citrus	829
Lantana, Palm Beach	805
North Palm Beach, Palm Beach	799
Havana, Gadsden	787
Debary, Volusia	782

# COVID-19: characteristics of 1,352,222 Florida resident cases

Data through Jan 3, 2021 verified as of Jan 4, 2021 at 09:25 AM

Data in this report are provisional and subject to change.

The table below includes the cities and counties of residence for cases in Florida residents based on the patient's ZIP Code. Note that city is not always received as part of the initial notification and may be missing while the case is being investigated.

City and county	Cases
South Miami, Dade	780
Coleman, Sumter	774
Edgewater, Volusia	771
Newberry, Alachua	761
Belleview, Marion	752
Wewahitchka, Gulf	746
Trenton, Gilchrist	738
Moore Haven, Glades	737
Jensen Beach, Martin	717
Hilliard, Nassau	715
Wildwood, Sumter	711
Freeport, Walton	708
Olympia Heights, Dade	704
Uleta, Dade	704
Ellenton, Manatee	698
Williston, Levy	692
Safety Harbor, Pinellas	689
Beverly Hills, Citrus	682
Coral, Dade	679
Keystone Heights, Clay	677
Satellite Beach, Brevard	675
Frostproof, Polk	673
Lauderhill, Broward	668
Fellsmere, Indian River	665
Fisher Island, Dade	663
Cross City, Dixie	650
Wilton Manors, Broward	640
Chattahoochee, Gadsden	638
Bristol, Liberty	630
Mary Esther, Okaloosa	625
Hernando, Citrus	624
Nokomis, Sarasota	621
South Bay, Palm Beach	615
Shalimar, Okaloosa	612
Polk City, Polk	606
Pahokee, Palm Beach	604
Dunnellon, Citrus	601
Key Largo, Monroe	600
Lauderdale Lakes, Broward	595
Englewood, Charlotte	594
Bushnell, Sumter	584
Medley, Dade	581
Port Saint Joe, Gulf	576
Marco Island, Collier	571
Lawtey, Bradford	559
Crescent City, Putnam	543
Glen Saint Mary, Baker	533
Englewood, Sarasota	525
Fort Meade, Polk	525
Bowling Green, Hardee	522
Chiefland, Levy	509
Miramar Beach, Walton	499
Indialantic, Brevard	487
Cocoa Beach, Brevard	477
Neptune Beach, Duval	474
Southwest Ranches, Broward	472
Interlachen, Putnam	471
Old Town, Dixie	468
Thonotosassa, Hillsborough	465

# COVID-19: characteristics of 1,352,222 Florida resident cases

Data through Jan 3, 2021 verified as of Jan 4, 2021 at 09:25 AM

Data in this report are provisional and subject to change.

The table below includes the cities and counties of residence for cases in Florida residents based on the patient's ZIP Code. Note that city is not always received as part of the initial notification and may be missing while the case is being investigated.

City and county	Cases
Spring Hill, Pasco	464
High Springs, Alachua	464
Carrabelle, Franklin	462
Marathon, Monroe	460
Jacksonville, St. Johns	454
Lake Alfred, Polk	447
Minneola, Lake	442
Sorrento, Lake	440
Sneads, Jackson	440
Sweetwater, Dade	439
Trinity, Pasco	437
Fruitland Park, Lake	435
Bronson, Levy	434
Fort White, Columbia	427
Fort Myers Beach, Lee	422
Belle Isle, Orange	411
West Melbourne, Brevard	390
Baker, Okaloosa	390
Clearwater Beach, Pinellas	387
Centerville, Leon	378
Florida State University, Leon	374
Mascotte, Lake	365
Cottdale, Jackson	364
Gulfport, Pinellas	357
Umatilla, Lake	356
Palm Beach, Palm Beach	355
Weeki Wachee, Hernando	350
Oakland, Orange	348
Raiford, Union	341
Rotunda West, Charlotte	336
Zolfo Springs, Hardee	335
South Daytona, Volusia	332
Jay, Santa Rosa	327
Midway, Gadsden	326
Citra, Marion	326
Silver Springs, Marion	325
Bunnell, Flagler	323
Oxford, Sumter	315
Hawthorne, Alachua	313
Myakka City, Manatee	302
Branford, Suwannee	298
Altha, Calhoun	296
Malone, Jackson	296
Youngstown, Bay	292
Alva, Lee	288
Melbourne Beach, Brevard	284
Surfside, Dade	284
Haverhill, Palm Beach	281
Bell, Gilchrist	281
Molino, Escambia	281
Lehigh, Lee	276
Ocklawaha, Marion	275
Tavernier, Monroe	273
Celebration, Osceola	270
Flagler Beach, Flagler	270
Pierson, Volusia	270
Cape Canaveral, Brevard	266
Hastings, St. Johns	265
De Leon Springs, Volusia	265

# COVID-19: characteristics of 1,352,222 Florida resident cases

Data through Jan 3, 2021 verified as of Jan 4, 2021 at 09:25 AM

Data in this report are provisional and subject to change.

The table below includes the cities and counties of residence for cases in Florida residents based on the patient's ZIP Code. Note that city is not always received as part of the initial notification and may be missing while the case is being investigated.

City and county	Cases
Indian Harbour Beach, Brevard	261
Grand Ridge, Jackson	259
East Palatka, Putnam	252
Apalachicola, Franklin	252
Eagle Lake, Polk	252
Greenville, Madison	250
Winter Park, Seminole	250
Dundee, Polk	248
Archer, Alachua	248
Jennings, Hamilton	247
Osprey, Sarasota	244
Lake Park, Palm Beach	243
Mims, Brevard	239
Holly Hill, Volusia	237
Ave Maria, Collier	232
Orlando, Osceola	229
Westville, Holmes	227
Missing, Orange	226
O Brien, Suwannee	225
Bal Harbour, Dade	224
Tequesta, Palm Beach	223
Webster, Sumter	220
Chuluota, Seminole	220
Melrose, Putnam	219
Floral City, Citrus	218
Vernon, Washington	218
Montverde, Lake	217
Greenwood, Jackson	216
Gotha, Orange	209
Kenneth City, Pinellas	209
Missing, Lee	209
West Miami, Dade	207
Missing, Volusia	207
Valparaiso, Okaloosa	202
Eastpoint, Franklin	201
Elkton, St. Johns	197
Satsuma, Putnam	194
Missing, Santa Rosa	194
Ponce De Leon, Holmes	194
Malabar, Brevard	193
Edgewood, Orange	193
Orlando, Seminole	192
San Antonio, Pasco	192
Bay Harbor Islands, Dade	191
South Pasadena, Pinellas	191
Grand Island, Lake	189
Indian Rocks Beach, Pinellas	188
Reddick, Marion	188
Sebastian, Brevard	181
Bryceville, Nassau	180
Laurel Hill, Okaloosa	178
Gretna, Gadsden	177
Eglin Air Force Base, Okaloosa	174
Belleair, Pinellas	174
Missing, Marion	169
Alafaya, Orange	168
Inlet Beach, Walton	166
Lee, Madison	166
Lake Panasoffkee, Sumter	164

# COVID-19: characteristics of 1,352,222 Florida resident cases

Data through Jan 3, 2021 verified as of Jan 4, 2021 at 09:25 AM

Data in this report are provisional and subject to change.

The table below includes the cities and counties of residence for cases in Florida residents based on the patient's ZIP Code. Note that city is not always received as part of the initial notification and may be missing while the case is being investigated.

City and county	Cases
White Springs, Hamilton	162
Wellborn, Suwannee	161
Southport, Bay	159
Missing, Palm Beach	159
Orlando, Dade	157
Fort Mccoy, Marion	156
Saint James City, Lee	153
Sanibel, Lee	153
Kindred, Osceola	149
Geneva, Seminole	147
Morriston, Levy	147
Mcdavid, Escambia	145
Anthony, Marion	144
Apopka, Seminole	144
Azalea Park, Orange	143
Hallandale Beach, Broward	142
Mcalpin, Suwannee	141
Alford, Jackson	140
Holmes Beach, Manatee	139
Clair-Mel City, Hillsborough	137
Howey-In-The-Hills, Lake	134
Lakewood Ranch, Manatee	134
Longboat Key, Manatee	134
Orlando, Polk	133
Weirsdale, Marion	133
University Of Miami, Dade	132
Greenacres, Palm Beach	132
Missing, St. Johns	132
Summerland Key, Monroe	131
Juno Beach, Palm Beach	130
Fountain, Bay	130
Missing, Brevard	129
Fern Park, Seminole	127
Hiawassee, Orange	127
Micanopy, Alachua	126
Zellwood, Orange	126
Hosford, Liberty	122
Bokeelia, Lee	121
Astatula, Lake	120
Caryville, Washington	120
Babson Park, Polk	119
Madeira Beach, Pinellas	118
Center Hill, Sumter	116
Orlando, Broward	115
The Villages, Lake	115
Lockhart, Orange	115
Islamorada, Monroe	115
Lauderdale By The Sea, Broward	114
Pomona Park, Putnam	113
Poinciana, Polk	113
Matlacha, Lee	111
Bay Lake, Orange	111
Holt, Okaloosa	109
Altoona, Lake	105
Missing, Pinellas	105
Viera, Brevard	104
Missing, Duval	102
Orlando, Volusia	102
Orlando, Hillsborough	101



# COVID-19: characteristics of 1,352,222 Florida resident cases

Data through Jan 3, 2021 verified as of Jan 4, 2021 at 09:25 AM

Data in this report are provisional and subject to change.

The table below includes the cities and counties of residence for cases in Florida residents based on the patient's ZIP Code. Note that city is not always received as part of the initial notification and may be missing while the case is being investigated.

City and county	Cases
Carrollwood, Hillsborough	101
Atlantis, Palm Beach	99
Odessa, Pasco	99
Mangonia Park, Palm Beach	98
Lake Helen, Volusia	98
South Fort Myers, Lee	97
Sopchoppy, Wakulla	96
Steinhatchee, Taylor	94
Cloud Lake, Palm Beach	93
Osteen, Volusia	92
Big Pine Key, Monroe	91
Hypoluxo, Palm Beach	89
Citrus Springs, Citrus	89
Oak Hill, Volusia	88
Placida, Charlotte	88
Missing, Broward	87
University Of Fl, Alachua	86
Grant-Valkaria, Brevard	86
Cutler Bay, Dade	83
Temple Terrace, Hillsborough	83
Lady Lake, Sumter	83
Clarksville, Calhoun	82
Golden Beach, Dade	82
Rocky Point, Hillsborough	82
Hollister, Putnam	81
Baldwin, Duval	81
Sumterville, Sumter	80
Seville, Volusia	80
Missing, Collier	79
Maitland, Seminole	79
Panacea, Wakulla	79
San Mateo, Putnam	79
Buena Ventura Lakes, Osceola	78
F M, Lee	77
Waldo, Alachua	75
Lake Hamilton, Polk	75
Hampton, Bradford	74
Kendall, Dade	74
Belleair Beach, Pinellas	74
Brooker, Bradford	73
Harmony, Osceola	73
Inglis, Levy	72
Christmas, Orange	72
Ponce Inlet, Volusia	72
Orlando, Palm Beach	72
Lutz, Pasco	71
Avon Park, Polk	71
Orlando, Lake	71
Missing, Pasco	71
Dinsmore, Duval	70
Lamont, Jefferson	69
Hurlburt Field, Okaloosa	67
Tierra Verde, Pinellas	67
Bascom, Jackson	67
Callaway, Bay	67
Paisley, Lake	66
Florahome, Putnam	66
Lighthouse Point, Broward	65
Palma Ceia, Hillsborough	65

# COVID-19: characteristics of 1,352,222 Florida resident cases

Data through Jan 3, 2021 verified as of Jan 4, 2021 at 09:25 AM

Data in this report are provisional and subject to change.

The table below includes the cities and counties of residence for cases in Florida residents based on the patient's ZIP Code. Note that city is not always received as part of the initial notification and may be missing while the case is being investigated.

City and county	Cases
University Of Central Florida, Orange	64
Barefoot Bay, Brevard	64
Pinetta, Madison	63
Astor, Lake	63
Missing, Escambia	63
Air Mail Facility, Dade	62
Canal Point, Palm Beach	61
Ochopee, Collier	61
Eatonville, Orange	61
Stock Island, Monroe	61
University Of South Florida, Hillsborough	60
Bradenton Beach, Manatee	59
Fruit Cove, St. Johns	59
The Villages, Marion	58
Bonita Beach, Lee	57
Crystal Beach, Pinellas	57
Welaka, Putnam	56
Tyndall Air Force Base, Bay	55
Lorida, Highlands	55
Ocean Ridge, Palm Beach	54
Fort Denaud, Hendry	54
Patrick Air Force Base, Brevard	54
Greensboro, Gadsden	54
Saint Pete Beach, Pinellas	53
Princeton, Dade	52
Missing, Lake	52
Boca Grande, Lee	50
Kathleen, Polk	49
Orlando, Brevard	49
Sunny Isles Beach, Dade	47
Missing, Citrus	46
West Park, Broward	46
Campbellton, Jackson	46
Georgetown, Putnam	46
North Venice, Sarasota	46
Missing, Hillsborough	45
Felda, Hendry	45
Barry University, Dade	45
Destin, Walton	43
Florida Gulf Coast Univ, Lee	43
North Redington Beach, Pinellas	43
Palm Beach Shores, Palm Beach	42
Yalaha, Lake	42
Treasure Island, Pinellas	41
Cedar Key, Levy	41
Cinco Bayou, Okaloosa	41
Sewalls Point, Martin	41
Orlando, Pinellas	41
Walnut Hill, Escambia	40
Dania Beach, Broward	40
University Of Tampa, Hillsborough	39
Heathrow, Seminole	39
Anna Maria, Manatee	39
Missing, Hernando	39
Manalapan, Palm Beach	38
Micco, Brevard	38
Reunion, Osceola	37
Singer Island, Palm Beach	35
Missing, Clay	35

# COVID-19: characteristics of 1,352,222 Florida resident cases

Data through Jan 3, 2021 verified as of Jan 4, 2021 at 09:25 AM

Data in this report are provisional and subject to change.

The table below includes the cities and counties of residence for cases in Florida residents based on the patient's ZIP Code. Note that city is not always received as part of the initial notification and may be missing while the case is being investigated.

City and county	Cases
Cudjoe Key, Monroe	35
Orlando, Leon	35
Northdale, Hillsborough	35
Lake Suzy, Desoto	35
Ona, Hardee	35
Miromar Lakes, Lee	34
Village Of Wellington, Palm Beach	34
Ebro, Washington	34
Flemington, Marion	34
Bellview, Escambia	33
Eaton Park, Polk	33
Aloma, Orange	33
Salt Springs, Marion	32
Missing, Seminole	32
Highland City, Polk	32
Terra Ceia, Manatee	32
Saint Leo, Pasco	32
Mexico Beach, Bay	32
Town N Country, Hillsborough	32
Miami Springs, Dade	32
Miami, Unknown	31
Intercession City, Osceola	30
Highland Beach, Palm Beach	30
Palm Shores, Brevard	30
Naranja, Dade	30
Gulf Breeze, Escambia	29
Waverly, Polk	29
Okahumpka, Lake	29
Missing, Nassau	28
Missing, Sumter	28
Kenansville, Osceola	28
City Of Sunrise, Broward	28
Missing, Manatee	27
Enterprise, Volusia	27
Hialeah Gardens, Dade	27
Bonita Springs, Collier	27
Pensacola Beach, Santa Rosa	27
Missing, Okaloosa	27
Bagdad, Santa Rosa	26
Jupiter, Martin	26
Florida State, Leon	26
Bay Pines, Pinellas	26
South Miami Heights, Dade	25
Winter Garden, Lake	25
Kinard, Calhoun	25
Missing, Martin	25
Univ Of FI Student Dorms, Alachua	25
South Palm Beach, Palm Beach	24
Nocatee, Desoto	24
Orlando, Pasco	24
Missing, Indian River	24
Labelle, Glades	24
Caryville, Holmes	23
North Bay Village, Dade	23
Key Colony Beach, Monroe	23
Santa Fe, Alachua	23
Orlando, Duval	23
Pasadena, Pinellas	22
Tioga, Alachua	22

# COVID-19: characteristics of 1,352,222 Florida resident cases

Data through Jan 3, 2021 verified as of Jan 4, 2021 at 09:25 AM

Data in this report are provisional and subject to change.

The table below includes the cities and counties of residence for cases in Florida residents based on the patient's ZIP Code. Note that city is not always received as part of the initial notification and may be missing while the case is being investigated.

City and county	Cases
Lulu, Columbia	22
Chokoloskee, Collier	22
Florida Dept Of Corrections, Union	22
Penney Farms, Clay	22
University Of Central Fl, Orange	22
Miami Shores, Dade	22
Missing, St. Lucie	22
Florida A And M University, Leon	21
Tangerine, Orange	21
Bayonet Point, Pasco	21
Village Wellington, Palm Beach	21
Fort Lauderdale, Dade	20
Lacoochee, Pasco	20
Orlando, Marion	20
Hallandle Beach, Broward	20
La Crosse, Alachua	20
Missing, Polk	20
Duette, Manatee	20
Tice, Lee	20
Horseshoe Beach, Dixie	19
Palmdale, Glades	19
Green Acres, Palm Beach	19
Hawthorne, Putnam	19
Ponte Vedra, Duval	19
Florence Villa, Polk	19
Poinciana, Osceola	19
Homosassa Springs, Citrus	19
Sun City, Hillsborough	19
Balm, Hillsborough	19
Goulds, Dade	19
Dowling Park, Suwannee	18
Babcock Ranch, Lee	18
New Smyrna, Volusia	18
Earleton, Alachua	18
Stetson University, Volusia	18
Indian Lake Estates, Polk	18
Eloise, Polk	18
Florida International Univ, Dade	18
Siesta Key, Sarasota	18
Little Torch Key, Monroe	18
Homeland, Polk	18
University Of Central Florida, Broward	18
Sparr, Marion	17
Sydney, Hillsborough	17
City Of Westlake, Palm Beach	17
Bonifay, Washington	17
Orlando, Alachua	17
Apopka, Lake	17
Perdido Key, Escambia	17
Westchase, Hillsborough	16
Mexico Beach, Gulf	16
Sugarloaf Key, Monroe	16
Mcintosh, Marion	16
Branford, Lafayette	16
Cortez, Manatee	16
Bradley, Polk	16
West Panama City Beach, Bay	16
Long Key, Monroe	16
Bayshore Gardens, Manatee	16

# COVID-19: characteristics of 1,352,222 Florida resident cases

Data through Jan 3, 2021 verified as of Jan 4, 2021 at 09:25 AM

Data in this report are provisional and subject to change.

The table below includes the cities and counties of residence for cases in Florida residents based on the patient's ZIP Code. Note that city is not always received as part of the initial notification and may be missing while the case is being investigated.

City and county	Cases
Champions Gate, Polk	15
Paxton, Walton	15
Loughman, Polk	15
Wausau, Washington	15
Graceville, Holmes	15
Maitland, Volusia	15
Orange Lake, Marion	15
Saint Marks, Wakulla	15
Venus, Highlands	15
Village Of Palmetto Bay, Dade	14
Goodland, Collier	14
Orlando, Manatee	14
Ocoee, Lake	14
University Of Central Fl, Hillsborough	14
Missing, Osceola	14
Mango, Hillsborough	14
Candler, Marion	14
Ridge Manor, Pasco	14
Yankeetown, Levy	14
Alturas, Polk	14
Bostwick, Putnam	14
Crystal Springs, Pasco	14
Lealman, Pinellas	14
Winter Park, Polk	14
Everglades City, Collier	13
Maitland, Polk	13
Murdock, Charlotte	13
Lowell, Marion	13
Orlando, Flagler	13
Pine Hills, Orange	13
Tallevast, Manatee	13
Orlando, Lee	13
Bonaventure, Broward	13
Wabasso, Indian River	13
White Springs, Columbia	13
Gulf Stream, Palm Beach	13
Indian River Shores, Indian River	12
Maitland, Osceola	12
Miami, Broward	12
Hernando Beach, Hernando	12
Parker, Bay	12
Pembroke Park, Broward	12
Golden Oak, Orange	12
Zellwood, Lake	12
Fort Ogden, Desoto	12
Woodville, Leon	12
Wewahitchka, Calhoun	12
Unknown, Dade	11
Saint George Island, Franklin	11
Plymouth, Orange	11
Jensen Beach, St. Lucie	11
Archer, Levy	11
Hollywood, Dade	11
Jacksonville, Unknown	11
Buckingham, Lee	11
Saint Johns, Duval	11
Pine Castle, Orange	11
Holder, Citrus	11
Greenville, Taylor	11

# COVID-19: characteristics of 1,352,222 Florida resident cases

Data through Jan 3, 2021 verified as of Jan 4, 2021 at 09:25 AM

Data in this report are provisional and subject to change.

The table below includes the cities and counties of residence for cases in Florida residents based on the patient's ZIP Code. Note that city is not always received as part of the initial notification and may be missing while the case is being investigated.

City and county	Cases
Florida International University, Dade	11
Mount Dora, Orange	11
Leisure City, Dade	11
Durant, Hillsborough	10
Wahneta, Polk	10
Apopka, Volusia	10
Graham, Bradford	10
Passport, Unknown	10
Union Park, Orange	10
Rosemary Beach, Walton	10
Gulf Hammock, Levy	10
High Springs, Gilchrist	10
Gonzalez, Escambia	10
Lakeshore, Polk	10
Laud-By-The-Sea, Broward	10
Telogia, Liberty	10
Lake City, Suwannee	10
Trilby, Pasco	10
Fort Charlotte, Charlotte	10
Cottondale, Washington	9
Orlando, Okaloosa	9
Long Boat Key, Manatee	9
Palma Sola, Manatee	9
Westlake, Palm Beach	9
Lake Como, Putnam	9
Trenton, Levy	9
University Park, Manatee	9
Ramrod Key, Monroe	9
Shady Hills, Pasco	9
Rubonia, Manatee	9
Steinhatchee, Dixie	9
Maxville, Duval	9
Lamont, Madison	9
Pensacola Beach, Escambia	9
Hillsboro Beach, Broward	9
Perrine, Dade	9
Roseland, Indian River	9
Dade City, Hernando	9
Laurel Hill, Walton	9
Orlando, Escambia	9
Webster, Hernando	8
Nichols, Polk	8
Fanning Springs, Gilchrist	8
Orlando, St. Lucie	8
Nalcrest, Polk	8
Florida State Univ Admin, Leon	8
Forest City, Seminole	8
Indian Creek Village, Dade	8
Saint Lucie West, St. Lucie	8
Belleair Bluffs, Pinellas	8
Brooksville, Pasco	8
Ferndale, Lake	8
Johns Pass Village, Pinellas	8
Watersound, Walton	8
Otter Creek, Levy	8
Missing, Taylor	8
Maitland, Hillsborough	8
Hialeah, Unknown	8
Jerome, Collier	8



# COVID-19: characteristics of 1,352,222 Florida resident cases

Data through Jan 3, 2021 verified as of Jan 4, 2021 at 09:25 AM

Data in this report are provisional and subject to change.

The table below includes the cities and counties of residence for cases in Florida residents based on the patient's ZIP Code. Note that city is not always received as part of the initial notification and may be missing while the case is being investigated.

City and county	Cases
Innovation, Pasco	7
Citrus Ridge, Indian River	7
Redington Beach, Pinellas	7
Redington Shores, Pinellas	7
Missing, Walton	7
Missing, Sarasota	7
Maitland, Lake	7
Missing, Columbia	7
Pine Ridge, Citrus	7
Choctaw Beach, Okaloosa	7
Lake Monroe, Seminole	7
Orlando, Sarasota	7
Ozona, Pinellas	7
Suwannee, Dixie	7
Salem, Taylor	7
Evinston, Alachua	7
Mount Plymouth, Lake	7
Missing, Putnam	7
West Delray Beach, Palm Beach	7
University Of Central Fl, Martin	7
Missing, Monroe	7
Missing, Bay	7
Mayport Naval Station, Duval	6
Lake Butler, Bradford	6
Basinger, Okeechobee	6
Port Saint John, Brevard	6
Missing, Unknown	6
N/A, Unknown	6
Seacrest, Walton	6
Orlando, St. Johns	6
Orlando, Hernando	6
Orange Springs, Marion	6
Virginia Gardens, Dade	6
Orchid, Indian River	6
Lloyd, Jefferson	6
Hutchinson Island, St. Lucie	6
Missing, Holmes	6
Morriston, Marion	6
Palm City, St. Lucie	6
Ocoee, Osceola	6
Switzerland, St. Johns	6
Kissimmee, Orange	6
Lake Buena Vista, Orange	6
Forest City, Orange	6
Sea Ranch Lakes, Broward	6
Ponce De Leon, Walton	6
Winderemere, Orange	6
Daytona Beach Shores, Volusia	6
Deer Island, Lake	5
East Lake, Marion	5
Ebro, Bay	5
Westchester, Dade	5
Apopka, Broward	5
Davenport, Osceola	5
Missing, Highlands	5
Grandin, Putnam	5
Beverly Beach, Flagler	5
Aripeka, Pasco	5
Orlando, Charlotte	5

# COVID-19: characteristics of 1,352,222 Florida resident cases

Data through Jan 3, 2021 verified as of Jan 4, 2021 at 09:25 AM

Data in this report are provisional and subject to change.

The table below includes the cities and counties of residence for cases in Florida residents based on the patient's ZIP Code. Note that city is not always received as part of the initial notification and may be missing while the case is being investigated.

City and county	Cases
White City, Gulf	5
Winter Garden, Seminole	5
Putnam Hall, Putnam	5
Quail Heights, Dade	5
Pass, Unknown	5
River Ranch, Polk	5
Stuart, St. Lucie	5
Winter Park, Broward	5
Niceville, Walton	5
Fairfield, Marion	5
Lakewood Ranch, Sarasota	5
Longboat Key, Sarasota	5
Kingsley Lake, Bradford	5
Duck Key, Monroe	5
Psl, Unknown	5
Los Angeles, Dade	5
Cypress, Jackson	5
Ybor City, Hillsborough	5
Windermere, Alachua	5
Orlando, Collier	5
Braden River, Manatee	5
Winter Garden, Osceola	5
Briny Breezes, Palm Beach	5
Citrus Hills, Citrus	5
Eatonville, Polk	5
Grant Valkaria, Brevard	5
Bella Collina, Lake	4
Missing, Alachua	4
Missing, Flagler	4
Williston, Marion	4
Saint Augustine, Duval	4
Alafaya, Broward	4
Elfers, Pasco	4
Fernandina, Nassau	4
International Service Center, Dade	4
Orlando, Citrus	4
Oneco, Manatee	4
Wakulla Springs, Wakulla	4
Pensacola, Unknown	4
Copeland, Collier	4
Miccosukee, Leon	4
Keystone Heights, Bradford	4
Fort Lauderdale, Palm Beach	4
Clewiston, Palm Beach	4
Naples, Lee	4
Newberry, Gilchrist	4
Okeechobee, Osceola	4
Miami Gardens, Unknown	4
Missing, Calhoun	4
Eau Gallie, Brevard	4
Cross Creek, Alachua	4
Indian Shores, Pinellas	4
Captiva, Lee	4
Loxahatchee Groves, Palm Beach	4
Live Oak, Madison	4
West Bradenton, Manatee	4
Windermere, Leon	4
University Of Central Florida, Brevard	4
Valkaria, Brevard	4

# COVID-19: characteristics of 1,352,222 Florida resident cases

Data through Jan 3, 2021 verified as of Jan 4, 2021 at 09:25 AM

Data in this report are provisional and subject to change.

The table below includes the cities and counties of residence for cases in Florida residents based on the patient's ZIP Code. Note that city is not always received as part of the initial notification and may be missing while the case is being investigated.

City and county	Cases
Saint Augustine Beach, St. Johns	4
Orlando, Columbia	4
Worthington Springs, Union	4
Orlando, Santa Rosa	4
Tampa, Pinellas	4
Shady Grove, Taylor	4
Holt, Santa Rosa	4
Inlet Beach, Bay	4
Maitland, Leon	4
Milton, Escambia	4
Missing, Leon	4
Mayport, Duval	4
Orlando, Highlands	4
Glen Ridge, Palm Beach	4
Goldenrod, Seminole	4
Scottsmoor, Brevard	4
Wildlight, Nassau	4
Ocean Breeze, Martin	4
Orlando, Bay	4
Barberville, Volusia	4
Grove City, Charlotte	4
Maitland, Pasco	3
Los Angeles, Broward	3
Melrose, Bradford	3
Margate, Unknown	3
Alys Beach, Bay	3
Eglin, Okaloosa	3
Port Salerno, Martin	3
Winter Garden, Polk	3
University Of Central Florida, Palm Beach	3
University Of Central Florida, Pinellas	3
Winter Park, Lake	3
Woodside, Broward	3
Pp, Unknown	3
Labelle, Lee	3
Apopka, Osceola	3
Brewton, Escambia	3
Ocoee, Broward	3
Missing, Hendry	3
Jacksonville, Clay	3
Apopka, Dade	3
Bonifay, Jackson	3
Sunny Hills, Washington	3
Orlando, Union	3
Winter Park, Alachua	3
Winter Park, Leon	3
Winter Park, Osceola	3
Orlando, Indian River	3
Orlando, Martin	3
Punta Gorda, Lee	3
Saint Augusaintine Beach, St. Johns	3
Windermere, Seminole	3
Village Of Golf, Palm Beach	3
Lynbrook, Broward	3
Lake Geneva, Clay	3
Miami Gardens, Broward	3
Deerfield Beach, Palm Beach	3
Blountstown, Liberty	3
Hallandale Beach, Unknown	3

# COVID-19: characteristics of 1,352,222 Florida resident cases

Data through Jan 3, 2021 verified as of Jan 4, 2021 at 09:25 AM

Data in this report are provisional and subject to change.

The table below includes the cities and counties of residence for cases in Florida residents based on the patient's ZIP Code. Note that city is not always received as part of the initial notification and may be missing while the case is being investigated.

City and county	Cases
Miramar, Dade	3
Jacksonville, Alachua	3
Orlando, Jackson	3
North Fort Myers, Charlotte	3
Kissimmee, Unknown	3
Jacksonville Naval Air Station, Duval	3
Coraopolis, Citrus	3
Conch Key, Monroe	3
Chicago, Lee	3
Branford, Gilchrist	3
Bristol, Calhoun	3
Bayou George, Bay	3
Babcock Ranch, Charlotte	3
San Carlos Park, Lee	3
Sorrento, Orange	3
Umatilla, Marion	3
Lamont, Taylor	3
Clarcona, Orange	3
Glenwood, Volusia	3
Ft Pierce, St. Lucie	3
Orlando, Nassau	3
Sugarloaf, Monroe	3
Winter Garden, Leon	3
Westville, Walton	3
Vernon, Bay	3
Windermere, Palm Beach	3
Winter Park, Brevard	3
Mayport Naval Housing, Duval	3
Samoset, Manatee	3
San Fernando, Unknown	3
Pompano Beach, Palm Beach	3
Indian Rock Beach, Pinellas	3
Inglis, Citrus	3
Hollywood, Unknown	3
Monticello, Madison	3
Missing, Suwannee	3
Fernandina Beach, Duval	3
Bowling Green, Polk	3
Fpo, Duval	3
Cypress Gardens, Polk	3
Day, Lafayette	3
Orange Park, Duval	3
Seacrest, Bay	3
Point Washington, Walton	3
University Of Central FI, Seminole	3
Vero Beach, St. Lucie	3
Ocean Reef Club, Monroe	3
Nobleton, Hernando	3
Missing, Washington	3
Mims, Volusia	3
Jonesville, Alachua	3
Julington Creek, St. Johns	3
Apopka, Hillsborough	3
El Jobean, Charlotte	3
East Rockland Key, Monroe	2
At Large, Broward	2
Alys Beach, Walton	2
Alford, Washington	2
Apopka, Duval	2

# COVID-19: characteristics of 1,352,222 Florida resident cases

Data through Jan 3, 2021 verified as of Jan 4, 2021 at 09:25 AM

Data in this report are provisional and subject to change.

The table below includes the cities and counties of residence for cases in Florida residents based on the patient's ZIP Code. Note that city is not always received as part of the initial notification and may be missing while the case is being investigated.

City and county	Cases
Jupiter Island, Martin	2
Labelle, Collier	2
Lauderhill, Unknown	2
Longwood, Unknown	2
Long Beach, Orange	2
Maitland, Palm Beach	2
Miramar, Unknown	2
Miami, Martin	2
North Port, Charlotte	2
New Port Richey, Hillsborough	2
Venice, Dade	2
Union, Manatee	2
University Of Central Fl, Broward	2
Winter Park, Collier	2
Winter Park, Duval	2
Winter Park, Hillsborough	2
Sand Lake, Orange	2
Windermere, Hillsborough	2
Winter Park, Volusia	2
Dade City, Unknown	2
Crescent Beach, Sarasota	2
Crestview, Walton	2
Cross Key, Monroe	2
Green Cove Springs, Duval	2
Claysville, Hernando	2
Cibolo, Orange	2
Cape San Blas, Gulf	2
Marysville, Dade	2
Island Grove, Alachua	2
Land O Lakes, Unknown	2
Port Canaveral, Brevard	2
Seguin, Unknown	2
Sunrise, Unknown	2
Tampa, Broward	2
Oakland Park, Unknown	2
Saint Marys, Nassau	2
Windermere, Lake	2
Winter Park, Highlands	2
Wacissa, Jefferson	2
Ocoee, Leon	2
Port Saint Lucie, Palm Beach	2
Haines Creek, Lake	2
Fort Lauderdale, Alachua	2
Cross City, Taylor	2
Carl Fisher, Dade	2
Land O Lakes, Hillsborough	2
Milligan, Okaloosa	2
Missing, Okeechobee	2
Lakeland, Unknown	2
Tampa, Hernando	2
Summerfield, Unknown	2
University Of Central Florida, Lee	2
Vero Beach, Unknown	2
Wauchula, Desoto	2
Sebring, Desoto	2
Ormond Beach, Flagler	2
Panama City, Unknown	2
Pompano Beach, Unknown	2
Winter Park, Dade	2

# COVID-19: characteristics of 1,352,222 Florida resident cases

Data through Jan 3, 2021 verified as of Jan 4, 2021 at 09:25 AM

Data in this report are provisional and subject to change.

The table below includes the cities and counties of residence for cases in Florida residents based on the patient's ZIP Code. Note that city is not always received as part of the initial notification and may be missing while the case is being investigated.

City and county	Cases
Yeehaw, Okeechobee	2
000000, Unknown	2
Cape Haze, Charlotte	2
Boynton Beach, Broward	2
Jacksonville Naval Hospital, Duval	2
Longview, Dade	2
Jacksonville, Nassau	2
Okeechobee, Lake	2
Melrose, Clay	2
Mesa, Unknown	2
Immokalee, Lee	2
Eatonville, Lake	2
Fort Lauderdale, Unknown	2
Fort Myers, Unknown	2
Alligator Point, Franklin	2
Coconut Creek, Unknown	2
Crawfordville, Leon	2
Miami, Palm Beach	2
Missing, Jackson	2
None, Dade	2
Lakeland, Hillsborough	2
Lutz, Pinellas	2
Lawtey, Union	2
Los Angeles, Okaloosa	2
Winter Garden, Broward	2
Winter Garden, Dade	2
Windermere, Osceola	2
Winter Park, St. Johns	2
Saint Petersburg, Hillsborough	2
Upper Key Largo, Monroe	2
Seven Springs, Pasco	2
Port Saint Lucie, Martin	2
Port Charlotte, Unknown	2
Orlando, Unknown	2
Okeechobee, Glades	2
Oklawaha, Marion	2
Olustee, Baker	2
Ocoee, Duval	2
Tarpon Springs, Pasco	2
West Palm Beach, Dade	2
Apopka, Flagler	2
Apopka, Marion	2
Apopka, Sarasota	2
Clermont, Polk	2
Doctors Inlet, Clay	2
Deland, Lake	2
Greenville, Jefferson	2
Fort Pierce, Martin	2
Lecanto, Marion	2
Laurel, Sarasota	2
Ludlam, Dade	2
Lanark Village, Franklin	2
Lake Harbor, Palm Beach	2
Moore Haven, Hendry	2
Naples, Broward	2
Orlando, Holmes	2
Orlando, Sumter	2
Cassadaga, Volusia	2
Fort Walton Beach, Walton	2



# COVID-19: characteristics of 1,352,222 Florida resident cases

Data through Jan 3, 2021 verified as of Jan 4, 2021 at 09:25 AM

Data in this report are provisional and subject to change.

The table below includes the cities and counties of residence for cases in Florida residents based on the patient's ZIP Code. Note that city is not always received as part of the initial notification and may be missing while the case is being investigated.

City and county	Cases
Dunnellon, Levy	2
Provo, Broward	2
Portland, Unknown	2
Pp, Dade	2
Windermere, Polk	2
Winter Garden, Brevard	2
University Of Central Fl, Dade	2
University Of Central Fl, Osceola	2
Winter Garden, Hillsborough	2
Pass, Dade	2
Tangerine, Lake	2
Florida Power & Light Co, Dade	2
Gibsonia, Polk	2
Amelia City, Nassau	2
Alligator Point, Wakulla	2
Madison, Unknown	2
Lockhart, Seminole	2
Hialeah, Broward	2
Highland Park, Polk	2
Jacksonville, Dade	2
Jeffersonville, Broward	1
Lake Worth, Broward	1
Knoxville, Escambia	1
Lake Mary, Lake	1
Hickory, Lee	1
Homeless, Dade	1
Hallandate Ben, Unknown	1
Loganville, Orange	1
Longwood, Orange	1
Lauderdale Hill, Unknown	1
Live Oak, Columbia	1
Marietta, Sarasota	1
Miami, Monroe	1
Miamii, Dade	1
Miamt, Dade	1
Mid Florida, Seminole	1
Middleburg, Duval	1
N/A, Duval	1
Naples, Alachua	1
Miami Garden, Unknown	1
Alva, Collier	1
333, Unknown	1
Alafaya, Volusia	1
Allentown, Putnam	1
Amelia Village, Nassau	1
Apple Creek, Citrus	1
Bear Grass, Palm Beach	1
Azalea Park, Osceola	1
Chipley, Holmes	1
Chipley, Jackson	1
Colorado Springs, Unknown	1
Conifer, Lee	1
Coco River, Collier	1
Bryn Mawr, Palm Beach	1
Camden Wyoming, Duval	1
Chattanooga, Dade	1
Fort Denaud, Glades	1
Fortlauderdale, Unknown	1
Ft Pierce, Unknown	1

# COVID-19: characteristics of 1,352,222 Florida resident cases

Data through Jan 3, 2021 verified as of Jan 4, 2021 at 09:25 AM

Data in this report are provisional and subject to change.

The table below includes the cities and counties of residence for cases in Florida residents based on the patient's ZIP Code. Note that city is not always received as part of the initial notification and may be missing while the case is being investigated.

City and county	Cases
Garland, Orange	1
FI State Lot, Leon	1
El Paso, Unknown	1
Everett, Dade	1
Eatonville, Seminole	1
Destin, Unknown	1
Deerfiled Beach, Broward	1
University Of Central Florida, Hillsborough	1
Vero Beach, Brevard	1
Village Of Palm Springs, Palm Beach	1
Webster, Pasco	1
University Of Central FI, Pasco	1
Union City, Bradford	1
Republic, Monroe	1
Riverview, Manatee	1
Saint Teresa, Wakulla	1
San Diego, Unknown	1
Russellville, Hillsborough	1
Saint Augustine, Okaloosa	1
Tampa, Manatee	1
Steinhatchee, Alachua	1
Palm City, Unknown	1
Pine Hills, Broward	1
Porter Ranch, Dade	1
Raiford, Bradford	1
Port Saint Lucie, Indian River	1
Pompano Beach, Alachua	1
Oviedo, Leon	1
Opa Locka, Polk	1
Orem, Sarasota	1
Orem, Unknown	1
Old Town, Gilchrist	1
Ocoee, Hillsborough	1
Ocala, Unknown	1
Woodland Hills, Brevard	1
Westerville, Hillsborough	1
Windermere, Dade	1
Winston Salem, Unknown	1
Wilbur By The Sea, Volusia	1
Willowbrook, Lee	1
University Of Central FI, St. Johns	1
University Of Central Florida, Dade	1
Tinley Park, Lee	1
Springhill, Unknown	1
Wimauma, Manatee	1
Windermere, Lee	1
Winter Garden, Sumter	1
Wayne, Dade	1
West Simsbury, Collier	1
Port Charlotte FI, Unknown	1
Ponce, Orange	1
Saint Petersburg, Dade	1
San Juan, Osceola	1
San Pedro Sula, Dade	1
Richmond Heights, Dade	1
Rochester, Lee	1
Rosemary Beach, Bay	1
South Otsellic, Dade	1
Sumatra, Liberty	1

# COVID-19: characteristics of 1,352,222 Florida resident cases

Data through Jan 3, 2021 verified as of Jan 4, 2021 at 09:25 AM

Data in this report are provisional and subject to change.

The table below includes the cities and counties of residence for cases in Florida residents based on the patient's ZIP Code. Note that city is not always received as part of the initial notification and may be missing while the case is being investigated.

City and county	Cases
Sumter Ville, Unknown	1
Telluride, Lee	1
Duke Field Air Force Station, Okaloosa	1
Flora, Lee	1
Fdsf, Unknown	1
Fruitland Park, Sumter	1
Fwb, Unknown	1
Gastonia, Polk	1
Green, Clay	1
Greensburg, Orange	1
Greenville, Monroe	1
Gulf Shores, Escambia	1
Knoxville, Duval	1
Havanna, Gadsden	1
Hialeah Lakes, Dade	1
Hilliard, Dade	1
Hollywood, Leon	1
Holt, Unknown	1
Humble, Broward	1
Bryn Mawr, Collier	1
Apalachicola, Leon	1
Apopka, Palm Beach	1
Aspen, Palm Beach	1
Atlanta, Broward	1
Azalea Park, Sarasota	1
Bartow, Unknown	1
Boca Rotan, Unknown	1
Deltona , Volusia	1
Clermont, Unknown	1
Columbia, Orange	1
Coral Springs, Unknown	1
Cornelius, Leon	1
Crestview, Dade	1
Dade City, Polk	1
Dania, Unknown	1
Darien, Pasco	1
Opa Locka, Unknown	1
Pensacola, Santa Rosa	1
Plant City, Pinellas	1
Plantation, Unknown	1
Naugatuck, Lee	1
Myakka, Duval	1
Ocoee, Polk	1
Oakland, Broward	1
Oakland, Manatee	1
New Vernon, Sarasota	1
New York, Broward	1
Lakewood, Unknown	1
Los Angeles, Polk	1
Maitland, Unknown	1
Missing, Charlotte	1
Middleburg, Unknown	1
Minneapolis, Broward	1
Melbourne, Orange	1
Miami Beach, Palm Beach	1
Miami Granders, Dade	1
Magnolia Square, Osceola	1
Maitland, Alachua	1
Lawrence Township, Palm Beach	1

# COVID-19: characteristics of 1,352,222 Florida resident cases

Data through Jan 3, 2021 verified as of Jan 4, 2021 at 09:25 AM

Data in this report are provisional and subject to change.

The table below includes the cities and counties of residence for cases in Florida residents based on the patient's ZIP Code. Note that city is not always received as part of the initial notification and may be missing while the case is being investigated.

City and county	Cases
Las Vegas, Orange	1
Lemoyne, Manatee	1
Marianna, Calhoun	1
Melrose, Alachua	1
Miamf, Dade	1
Miami G, Dade	1
Miami, Collier	1
Oakland, Lake	1
Oakland, Leon	1
Gotha, Leon	1
Gilmer, Dade	1
Haverford, Hillsborough	1
Indian Harbor Beach, Brevard	1
Kingsland, Duval	1
Kissimmee, Brevard	1
Lake Placid, Alachua	1
Lander, Citrus	1
Deland, Polk	1
Dallas, Lee	1
De Leon Springs, Putnam	1
Estero, Collier	1
Fanning Springs, Levy	1
Columbus, Brevard	1
Cookeville, Seminole	1
Crestview, Holmes	1
Cumberland, Palm Beach	1
Dade City, Hillsborough	1
Charlotte, Pasco	1
Clear Brook, Lee	1
Clermont, Orange	1
Apopka, St. Lucie	1
Belle Isle, Polk	1
Apopka, Manatee	1
99, Unknown	1
Alanson, Bay	1
Aollywoss, Dade	1
Boca Raton, Unknown	1
Bohealia, Lee	1
Blowing Rock, Polk	1
Carol Stream, Orange	1
Bryant, Alachua	1
Weston, Dade	1
Wheaton, Lee	1
Wesley Chapel, Alachua	1
Virginia Beach, Hernando	1
Tewksbury, Orange	1
University Of Central Florida, Monroe	1
Toms River, Dade	1
Soldotna, Broward	1
South Burlington, Orange	1
Tangerine, Seminole	1
Tampa Palms, Hillsborough	1
Steinhatchee, Madison	1
Ocoee, Lee	1
Ocoee, Volusia	1
Okeechobee, St. Lucie	1
Opalocka, Dade	1
New Richmond, Volusia	1
Orlando, Hendry	1

# COVID-19: characteristics of 1,352,222 Florida resident cases

Data through Jan 3, 2021 verified as of Jan 4, 2021 at 09:25 AM

Data in this report are provisional and subject to change.

The table below includes the cities and counties of residence for cases in Florida residents based on the patient's ZIP Code. Note that city is not always received as part of the initial notification and may be missing while the case is being investigated.

City and county	Cases
Orlando, Levy	1
Pineland, Lee	1
Perry, Leon	1
Palm Springs North, Dade	1
Palm Coast, Duval	1
Provincetown, Collier	1
Saint Cloud, Lee	1
Saint Johns, Orange	1
San Antonio, Sarasota	1
San Antonio, Unknown	1
Sanford, Volusia	1
Wood River, Polk	1
Oooooo, Unknown	1
Orlando, Washington	1
Palm Coast, Polk	1
Palm Coast, Volusia	1
Parker, Dade	1
Port Everglades, Broward	1
Peoria, Unknown	1
Pacifica, Dade	1
Rex, Duval	1
Sun City Center, Hardee	1
Tallahassee, Duval	1
Tampa, Palm Beach	1
Tulsa, Orange	1
University Of Central Fl, Clay	1
Saint Petersburg, St. Lucie	1
Saint Johns, Unknown	1
Rye, Duval	1
Seybold, Dade	1
Saxis, Lee	1
Sebring, Lee	1
Spring Hill , Hernando	1
Starke, Clay	1
Stone Mountain, Palm Beach	1
Zolfo Springs, Polk	1
Winter Park, Calhoun	1
Winter Park, Indian River	1
Winter Park, Lee	1
Windermere, Pasco	1
Vernon, Unknown	1
Winter Garden, Pinellas	1
Washington, Unknown	1
Wekiva Springs, Seminole	1
West Villages, Sarasota	1
Wichita, Volusia	1
Winder Garden, Orange	1
Windermere, Broward	1
Louisville, Manatee	1
Los Angeles Ca, Unknown	1
Lewisburg, Pasco	1
Littleton, Dade	1
Maitland, Dade	1
Lake City, Hamilton	1
Jerusalem, St. Johns	1
La Grange, Dade	1
North Pole, Seminole	1
North Port, Lee	1
Mount Pleasant, Gadsden	1

# COVID-19: characteristics of 1,352,222 Florida resident cases

Data through Jan 3, 2021 verified as of Jan 4, 2021 at 09:25 AM

Data in this report are provisional and subject to change.

The table below includes the cities and counties of residence for cases in Florida residents based on the patient's ZIP Code. Note that city is not always received as part of the initial notification and may be missing while the case is being investigated.

City and county	Cases
Navarre, Okaloosa	1
New Orleans, Palm Beach	1
Newark, Broward	1
Newburgh, Bay	1
Middlesburg, Duval	1
Missing, Hardee	1
Marshall, Dade	1
Miami Lakes, Unknown	1
Miami, Hillsborough	1
Miami, Orange	1
Clermont, Osceola	1
Clewiston, Glades	1
Deland, St. Lucie	1
Deltona, Orange	1
Cartersville, Unknown	1
Anaheim, Unknown	1
Alafaya, Palm Beach	1
Athens, Duval	1
Bogota, Orange	1
Bradington, Manatee	1
Bronx, Palm Beach	1
Blountstown, Jackson	1
Belle Isle, Dade	1
Fort Pierce, Unknown	1
Gotha, Palm Beach	1
Eatonville, Osceola	1
Cypress, Leon	1
Edgewood, Osceola	1
Homeless, Polk	1
Homosassa, Hernando	1
Harrison, Pinellas	1
Granada Hills, Broward	1
Hailandale, Unknown	1
Hialeah, Bay	1
Macclenny, Duval	1
Mantua, Broward	1
Mayaguez, Dade	1
Middletown, Osceola	1
Oldsrav, Manatee	1
North Laud, Unknown	1
Ocoee, Unknown	1
Murrieta, Seminole	1
Monroe, Hillsborough	1
Longwood, Broward	1
Lucedale, St. Lucie	1
Interlachen, Duval	1
Hialeahgardens, Dade	1
Hoosick Falls, Broward	1
Hosford, Calhoun	1
Gibsonton, Unknown	1
Greenbrier, Bay	1
Brandon, Pinellas	1
Bonita, Lee	1
Bocaraten, Palm Beach	1
Bronson, Alachua	1
Brooker, Alachua	1
Alva, Escambia	1
Arcadia, Highlands	1
Baker, Santa Rosa	1



# COVID-19: characteristics of 1,352,222 Florida resident cases

Data through Jan 3, 2021 verified as of Jan 4, 2021 at 09:25 AM

Data in this report are provisional and subject to change.

The table below includes the cities and counties of residence for cases in Florida residents based on the patient's ZIP Code. Note that city is not always received as part of the initial notification and may be missing while the case is being investigated.

City and county	Cases
Armstrong, St. Johns	1
Atl, Brevard	1
Belmont, Santa Rosa	1
Blountstown, Broward	1
Belle Isle, Duval	1
Cincinnati, Dade	1
Champions Gate, Osceola	1
Dfafs, Okaloosa	1
Davie, Unknown	1
Dayton, Orange	1
Gainesville, Okaloosa	1
Floral, Okaloosa	1
Edgewood, Broward	1
Wtixrat, Dade	1
Powell, Lee	1
Perth Amboy, Hillsborough	1
Pembroke Pines, Dade	1
Pensacola, Sumter	1
Paducah, Manatee	1
Sharpes, Brevard	1
Saint Petersburg, Charlotte	1
Puerto Rico, Unknown	1
Randolph, Orange	1
Refused, Unknown	1
Saint Lucie Village, St. Lucie	1
Westlake Village, Unknown	1
Watersound, Bay	1
Windermere, Volusia	1
Ventura, Orange	1
Unk, Duval	1
Sunrtise, Dade	1
Tallahassee, Madison	1
Toms River, Lee	1
Tourist, Dade	1
Trenton, Dixie	1
Unknown, Unknown	1
Lake Butler, Alachua	1
Kingsland, Nassau	1
Knoxville, Bay	1
Indian Rocks Beach, Duval	1
Key West, Duval	1
Keys West, Unknown	1
Hoclywsod, Dade	1
Hiawassee, Osceola	1
Homeless, Hillsborough	1
Homeless, Monroe	1
Homeless, Pinellas	1
Inwood, Broward	1
Irvine, Marion	1
Jefferson, Dade	1
Jonesboro, Leon	1
Jupiter, Dade	1
Jupiter, St. Lucie	1
Kenilworth, Leon	1
Monroe Township, Palm Beach	1
Moore Haven, Okeechobee	1
Morrisville, Unknown	1
Milford, Lee	1
Missing, Levy	1

# COVID-19: characteristics of 1,352,222 Florida resident cases

Data through Jan 3, 2021 verified as of Jan 4, 2021 at 09:25 AM

Data in this report are provisional and subject to change.

The table below includes the cities and counties of residence for cases in Florida residents based on the patient's ZIP Code. Note that city is not always received as part of the initial notification and may be missing while the case is being investigated.

City and county	Cases
North Palm Beach, Orange	1
Northport, Sarasota	1
Oakland, Lee	1
Las Vegas, Palm Beach	1
Ldhl, Broward	1
Little Neck, Lee	1
Micanopy, Marion	1
Mckinney, Broward	1
Miamc, Dade	1
Carmel, Orange	1
Caracas, Dade	1
Boston, Broward	1
Brooklyn, Broward	1
Brooklyn, Dade	1
Brooklyn, Lee	1
Dallas, Hernando	1
Coconut Ck, Unknown	1
Chicago, Unknown	1
Apopka, Brevard	1
Apopka, Clay	1
Apopka, Polk	1
Asheville, Highlands	1
Astoria, Broward	1
Bartow, Hardee	1
Boca Raton, Broward	1
Belle Isle, Osceola	1
Bel Air, Collier	1
Alachua, Duval	1
Alpharetta, Broward	1
Fort Lauderdale, Leon	1
Fort White, Clay	1
Deer Park, Dade	1
Deerfield Beach, Unknown	1
Deland, Seminole	1
Doral, Unknown	1
Downingtown, Hillsborough	1
Dpo, Santa Rosa	1
Hallandale, Unknown	1
Gurabo, Osceola	1
Hernando, Marion	1
Hialeah, Collier	1
Garden City, Alachua	1
Gaylord, Orange	1
Gotcha, Orange	1
Greensburg, Palm Beach	1
Fisher Island, Unknown	1
Prattville, Hillsborough	1
Prestonsburg, Bay	1
Quincy, Jackson	1
Rapid City, Broward	1
Red Bay, Holmes	1
Piasa, Putnam	1
Palmetto, Pasco	1
Pass-A-Grille Beach, Pinellas	1
Pembroke Lakes, Broward	1
New Middletown, Hillsborough	1
Orlando, Putnam	1
Palmetto Bay, Palm Beach	1
Orlo Vista, Orange	1

# COVID-19: characteristics of 1,352,222 Florida resident cases

Data through Jan 3, 2021 verified as of Jan 4, 2021 at 09:25 AM

Data in this report are provisional and subject to change.

The table below includes the cities and counties of residence for cases in Florida residents based on the patient's ZIP Code. Note that city is not always received as part of the initial notification and may be missing while the case is being investigated.

City and county	Cases
Other, Dade	1
Waipahu, Santa Rosa	1
Ward, Polk	1
Wellborn, Columbia	1
Summnmerville, Unknown	1
Syracuse, Polk	1
Tallahassee, Dade	1
Tamarac, Dade	1
Tavares, Orange	1
Town Of Nocatee, St. Johns	1
University Of Central FI, Pinellas	1
Unkn, Duval	1
Suitland, Volusia	1
Shirley, Flagler	1
Seminole, Leon	1
Russellville, Bay	1
Saint Joseph, Volusia	1
San Antonio, Orange	1
Woodbine, Nassau	1
Winter Garden, Marion	1
Winter Park, Citrus	1
Winter Park, Hendry	1
Winter Garden, Duval	1
West Yarmouth, St. Lucie	1
Venetian Islands, Dade	1
Ocala, Duval	1
Orlando, Clay	1
Orem, Dade	1
Ocoee, Manatee	1
Okeechobee, Martin	1
Okeechobi, Unknown	1
North Porte, Unknown	1
Notrealville, Polk	1
Orlando, Gadsden	1
Orlando, Walton	1
Oviedo, Lake	1
Pensacola, Dade	1
Plantation Key, Monroe	1
Plantation, Leon	1
Panomo City, Bay	1
Twentynine Palms, Broward	1
Surprise, Unknown	1
Syracuse, Unknown	1
Sarasota, Unknown	1
St Cloud, Orange	1
Saint Petersburg, Bay	1
San Marcos, Unknown	1
Pooler, Broward	1
Ridgewood, Lee	1
Roseville, Broward	1
Port St. Lucie, Unknown	1
Putnam, Putnam	1
Whippany, Volusia	1
Weirsdale, Lake	1
Xifamk, Dade	1
Winfield, Hillsborough	1
Winter Garden, Lee	1
Winter Garden, Unknown	1
Winter Park, Bay	1

# COVID-19: characteristics of 1,352,222 Florida resident cases

Data through Jan 3, 2021 verified as of Jan 4, 2021 at 09:25 AM

Data in this report are provisional and subject to change.

The table below includes the cities and counties of residence for cases in Florida residents based on the patient's ZIP Code. Note that city is not always received as part of the initial notification and may be missing while the case is being investigated.

City and county	Cases
Vernon, Walton	1
University Of Central Florida, Duval	1
Venezuela, Unknown	1
Landolakes, Unknown	1
Lawton, Okaloosa	1
Lima, Volusia	1
Macclenny, Dixie	1
Madison, Jefferson	1
Lake Forest, Collier	1
Jacksonville, Baker	1
Irmo, Unknown	1
Key West, Palm Beach	1
Kilgore, Dade	1
Jupiter Inlet, Palm Beach	1
Jzx, Unknown	1
Greensboro, Leon	1
Miami Dade, Unknown	1
Metter, Manatee	1
Miamksaohes, Dade	1
Missing, Lafayette	1
Monument, Broward	1
Mokena, Lee	1
Morrisville, Palm Beach	1
North Brunswick, St. Lucie	1
North Lauderdale, Unknown	1
Clearwater, Leon	1
Clarcona, Seminole	1
Bradenton, Lee	1
Bogota, Unknown	1
Canton, Duval	1
Callahan, Duval	1
Alafaya, Pinellas	1
Apopka, Leon	1
Atlanta, Walton	1
Attalla, Broward	1
Autaugaville, Broward	1
Azalea Park, Lake	1
Azalea Park, Polk	1
Glen Cove, Unknown	1
Glen Saint Mary, Duval	1
Gainesville, Levy	1
Fleming Island, Duval	1
Crystal River, Marion	1
Crestview, Broward	1
Dalecity, Okaloosa	1
Deerfield Beach, Polk	1
Defuniak Springs, Okaloosa	1
Eatonville, Hillsborough	1
Winter Springs, Orange	1
Youngstown, Washington	1
Zellwood, Brevard	1
Zellwood, Osceola	1
Winnetka, Dade	1
Sandestin, Walton	1
Saint Petersburg, Duval	1
Port Charlotte, Lee	1
St Peterburg, Orange	1
Stiamk, Dade	1
Scottsdale, Brevard	1

# COVID-19: characteristics of 1,352,222 Florida resident cases

Data through Jan 3, 2021 verified as of Jan 4, 2021 at 09:25 AM

Data in this report are provisional and subject to change.

The table below includes the cities and counties of residence for cases in Florida residents based on the patient's ZIP Code. Note that city is not always received as part of the initial notification and may be missing while the case is being investigated.

City and county	Cases
Surfside Beach, Orange	1
Sun City Center, Lee	1
Pompano Beach, Dade	1
Pompano Beach, Osceola	1
Pine Hills, Polk	1
Pensacola Naval Hospital, Escambia	1
Port Saint Lucie, Marion	1
Port St Luice, Unknown	1
Port St. Lucie, St. Lucie	1
Roswell, Bay	1
Ruskin, Dade	1
Ruskin, Manatee	1
Winter Park, Manatee	1
Winter Park, Palm Beach	1
Winter Park, Pinellas	1
Weston, Unknown	1
Wildwood, Lee	1
West Hollywood, Broward	1
West Palm Beach, Unknown	1
Waverly, Duval	1
Wabasha, Clay	1
Tavares, Unknown	1
Temple, Palm Beach	1
Unknown, Duval	1
Upland, Manatee	1
Newaygo, Charlotte	1
Okeechobee, Highlands	1
Painted Post, Pasco	1
Palatka, Marion	1
Milford, Bay	1
Miami Beach, Unknown	1
Na, Dade	1
Naples, Leon	1
Missing, Desoto	1
Mattoon, Lee	1
Marianna, Leon	1
Marianna, Washington	1
Mary Esther, Hillsborough	1
Los Angeles, Orange	1
Lecanto, Palm Beach	1
Littleton, St. Johns	1
Lake In The Hills, Broward	1
Lake Worth, Unknown	1
Jupiter, Pinellas	1
Kansas City, Palm Beach	1
Belle Isle, Seminole	1
Boys Ranch, Suwannee	1
Coal City, Pasco	1
Celebration, Orange	1
Chicago, Broward	1
Commerce Township, Manatee	1
Crawfordville, Alachua	1
Crescent City, Marion	1
Crestview, Unknown	1
Altamonte Springs, Orange	1
O, Unknown	1
Addison, Pasco	1
Alafaya, Dade	1
Anastasia Island, St. Johns	1

# COVID-19: characteristics of 1,352,222 Florida resident cases

Data through Jan 3, 2021 verified as of Jan 4, 2021 at 09:25 AM

Data in this report are provisional and subject to change.

The table below includes the cities and counties of residence for cases in Florida residents based on the patient's ZIP Code. Note that city is not always received as part of the initial notification and may be missing while the case is being investigated.

City and county	Cases
Apo, Collier	1
Apopka, Alachua	1
Apopka, Citrus	1
Austin, Dade	1
Azalea Park, Broward	1
Arabi, Orange	1
Big Torch Key, Monroe	1
Black, Holmes	1
Boca Raton, Lee	1
Bonifay, Unknown	1
Delray Beach, Broward	1
Fort Lauderdale, Lee	1
Fort Pierce, Brevard	1
Fort Worth, Broward	1
Franklin, Orange	1
Gainesville, Santa Rosa	1
Gwynn Oak, Polk	1
High Springs, Columbia	1
Indianapolis, Lee	1
Jena, Taylor	1
Total	1,352,222

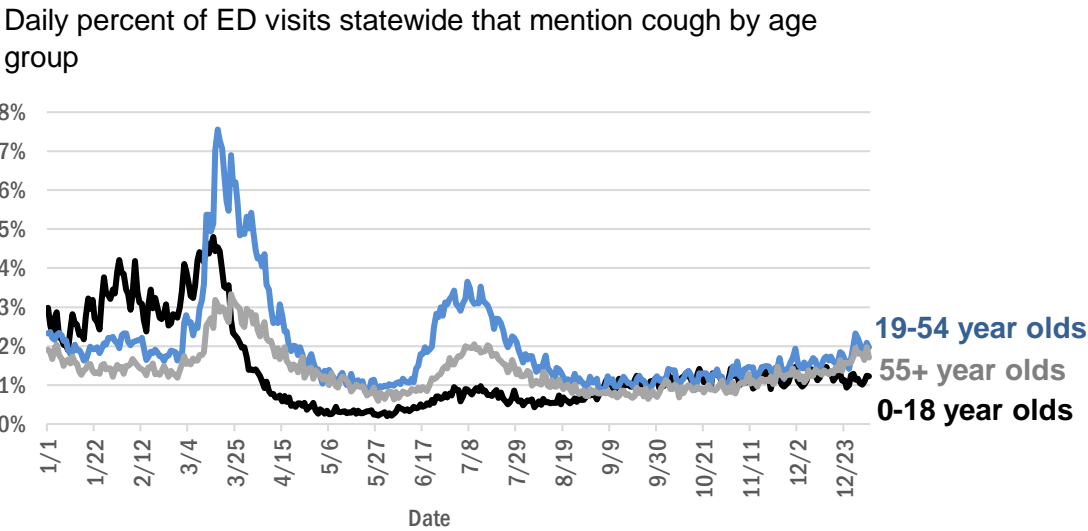
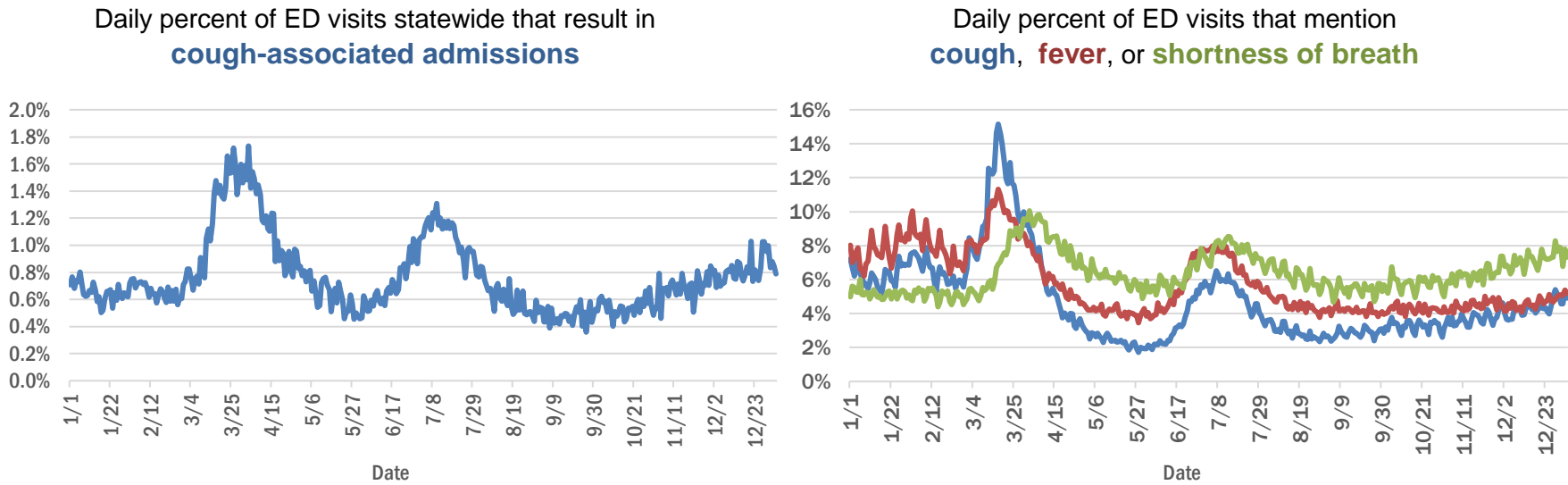


# COVID-19: additional surveillance information

Data through Jan 3, 2021 verified as of Jan 4, 2021 at 09:25 AM

Data in this report are provisional and subject to change.

## Statewide emergency department (ED) chief complaint and admission data



The Electronic Surveillance System for the Early Notification of Community-Based Epidemics (ESSENCE-FL) includes chief complaint data from 211 of 211 Florida EDs. Data are transmitted electronically to ESSENCE-FL daily or hourly.

# COVID-19: testing by laboratory

Data through Jan 3, 2021 verified as of Jan 4, 2021 at 09:25 AM

Data in this report are provisional and subject to change.

The numbers in the table below represent the number of Florida and non-Florida residents for whom test results were received by the Department of Health. A person can be tested by more than one laboratory and can have both positive and negative results. **Therefore, the sum of the numbers in each column will be larger than the total number of people tested.**

Reporting lab	Inconclusive	Negative	Positive	Percent positive	Total
LABORATORY CORPORATION OF AMERICA	2,182	1,365,840	177,439	11%	1,545,461
QUEST DIAGNOSTICS	10,109	1,207,680	173,159	12%	1,390,948
CURATIVE LABS	10,156	1,018,860	136,987	12%	1,166,003
BIO REFERENCE LABORATORIES, INC	7,281	797,855	147,885	16%	953,021
HELIX	4,638	376,104	59,485	14%	440,227
GENETWORX	661	390,607	32,936	8%	424,204
REALTOX LABS LLC	3,915	352,563	56,346	14%	412,824
RCA LABORATORY SERVICES, LLC		241,512	20,831	8%	262,343
CDR MAGUIRE - HEALTH CARE CENTER		221,244	31,844	13%	253,088
EAST FLORIDA STATE COLLEGE - BREVARD		212,889	26,986	11%	239,875
IMPACT HEALTH BIOMETRIC TESTING, INC	963	176,065	18,937	10%	195,965
REAL DIAGNOSTICS	1,223	169,217	22,878	12%	193,318
NOMI HEALTH LAB SERVICES		172,661	19,544	10%	192,205
BPHL-JACKSONVILLE	18	131,839	22,414	15%	154,271
NOMI_HEALTH	122	135,106	18,182	12%	153,410
MAKO GENOMICS	6,237	121,069	20,686	14%	147,992
ELABNETWORK	1,058	133,863	11,201	8%	146,122
MAYO CLINIC LABORATORIES	300	116,965	13,802	11%	131,067
ADVENTHEALTH LAB	99	116,476	13,352	10%	129,927
NORTHWEST LABORATORY	246	121,011	6,471	5%	127,728
BAYCARE LABORATORIES LLC	500	109,542	9,734	8%	119,776
ADVENT HEALTH LAB	112	101,260	13,957	12%	115,329
MEDICAL DIAGNOSTIC LABORATORIES	969	98,156	14,107	12%	113,232
MEMORIAL REGIONAL HOSPITAL SOUTH	23	93,145	18,639	17%	111,807
BPHL-MIAMI	225	95,704	15,604	14%	111,533
BIOCOLLECTIONS WORLDWIDE, INC	658	97,141	12,296	11%	110,095
FULGENT DIAGNOSTICS LABORATORY	1,948	98,033	9,946	9%	109,927
ASCENSION SACRED HEART HOSPITAL - PENSACOLA	2	94,434	13,677	13%	108,113
ORLANDO HEALTH SYSTEM	615	92,274	9,226	9%	102,115
KORVALABS, INC	1,281	90,907	4,666	5%	96,854
BPHL-TAMPA (SPECTRUM BLVD)	45	71,345	12,741	15%	84,131
TAMPA GENERAL HOSPITAL	4	75,733	6,754	8%	82,491
SUNPATH MEDICAL DIAGNOSTICS LABORATORY	732	71,186	10,539	13%	82,457
PWNHEALTH	220	73,264	7,474	9%	80,958
UF HEALTH MEDICAL LAB	33	73,049	6,526	8%	79,608
DIATHERIX LABORATORIES		69,124	10,002	13%	79,126
TESTING MATTERS INC	160	67,528	9,705	13%	77,393
AKESOGEN		65,144	11,357	15%	76,501
BAPTIST HEALTH SOUTH FLORIDA	281	60,526	9,550	14%	70,357
ASCENSION ST VINCENT'S - RIVERSIDE	1	55,539	7,496	12%	63,036
JACKSON MEMORIAL HOSPITAL CLINICAL LAB	79	49,881	9,401	16%	59,361
LAKELAND REGIONAL MEDICAL CENTER	126	50,126	6,147	11%	56,399
UF HEALTH SHANDS HOSPITAL	332	50,245	3,428	6%	54,005
ARUP LABORATORIES	16	50,001	2,908	5%	52,925
SOUTH MIAMI HOSPITAL LAB	234	45,293	6,338	12%	51,865
AMERICAN HEALTH ASSOCIATES	9	46,984	3,526	7%	50,519
AIT LABORATORIES		44,403	5,260	11%	49,663

# COVID-19: testing by laboratory

Data through Jan 3, 2021 verified as of Jan 4, 2021 at 09:25 AM

Data in this report are provisional and subject to change.

The numbers in the table below represent the number of Florida and non-Florida residents for whom test results were received by the Department of Health. A person can be tested by more than one laboratory and can have both positive and negative results. **Therefore, the sum of the numbers in each column will be larger than the total number of people tested.**

Reporting lab	Inconclusive	Negative	Positive	Percent positive	Total
VIRACOR EUROFINS		35,076	9,727	22%	44,803
APPLIED INGENUITY DIAGNOSTICS LLC		41,368	1,794	4%	43,162
BAPTIST HEALTH - JACKSONVILLE	4	37,160	2,730	7%	39,894
TALLAHASSEE MEMORIAL HOSPITAL	184	34,970	4,141	11%	39,295
INGENIOUS PERSONALIZED MEDICINE	146	32,439	6,563	17%	39,148
ORANGE COUNTY CONVENTION CENTER		33,330	3,655	10%	36,985
MIAMI DADE COUNTY☐		32,093	3,527	10%	35,620
SARASOTA MEMORIAL HOSPITAL MAIN LAB	12	30,933	2,661	8%	33,606
WALGREENS	31	28,336	5,227	16%	33,594
LEE HEALTH - CAPE CORAL HOSPITAL	3	28,793	4,730	14%	33,526
BROWARD GENERAL MEDICAL CENTER-CLINICAL LAB	2	30,348	3,137	9%	33,487
MILLENNIUM PHYSICIAN GROUP	17	27,677	4,919	15%	32,613
UNIVERSITY OF MIAMI HOSPITAL	32	28,013	3,015	10%	31,060
NICKLAUS CHILDREN'S HOSPITAL	57	26,907	3,909	13%	30,873
FLORIDA HOSPITAL - TAMPA	37	28,178	2,419	8%	30,634
UF HEALTH JACKSONVILLE	44	27,244	2,887	10%	30,175
GENESIS REFERENCE LABORATORIES		27,145	2,923	10%	30,068
ECCO LAB GROUP CO	420	24,859	4,059	14%	29,338
AEGIS SCIENCES CORPORATION	155	24,970	3,804	13%	28,929
NORTH FLORIDA REGIONAL MEDICAL CENTER		22,209	2,554	10%	24,763
ST JOSEPHS HOSPITAL LABORATORY	22	21,585	2,809	12%	24,416
MOUNT SINAI MEDICAL CENTER	8	21,960	2,244	9%	24,212
ADVENTIST HEALTH SYSTEMS SUNBELT INC DBA		22,357	1,780	7%	24,137
JUPITER MEDICAL CENTER LAB	60	21,890	1,963	8%	23,913
BRANDON REGIONAL HOSPITAL		21,134	2,712	11%	23,846
PALMETTO GENERAL HOSPITAL LAB	3	18,520	3,909	17%	22,432
JFK MEDICAL CENTER LAB	1	19,397	2,477	11%	21,875
ACCESS DX LABORATORY	205	19,388	1,950	9%	21,543
DWIC OF TAMPA BAY INC		19,717	1,577	7%	21,294
STATLAB_MOBILE	1	19,248	1,986	9%	21,235
ADVENT HEALTH - DAYTONA BEACH	32	18,888	1,467	7%	20,387
NAPLES COMMUNITY HOSPITAL	66	18,178	1,867	9%	20,111
INTEGRATED REGIONAL LABORATORIES LLP		16,918	2,686	14%	19,604
LAB DIAGNOSTICS LLC	381	13,764	5,211	27%	19,356
PANCARE OF FLORIDA INC		17,132	1,854	10%	18,986
AVENTUS BIO LABS	16	16,550	2,259	12%	18,825
PATIENTS FIRST LAKE ELLA MEDICAL CENTER PA		15,389	2,758	15%	18,147
MORTON PLANT HOSPITAL-ADLER INSTITUTE	25	16,231	1,764	10%	18,020
EXACT SCIENCES LABORATORIES		16,114	1,757	10%	17,871
HEALTHLINK DIAGNOSTIC LABORATORIES	188	15,959	1,573	9%	17,720
DRS CLACK SPENCER WHITE & MCCORMACK PA D/B/A		15,988	1,613	9%	17,601
STS LAB 2 LLC	6	16,849	725	4%	17,580
HOLY CROSS HOSPITAL CLINICAL LAB	1	16,262	1,266	7%	17,529
HEALTH CENTER AT SINAI RESIDENCES		16,942	506	3%	17,448

# COVID-19: testing by laboratory

Data through Jan 3, 2021 verified as of Jan 4, 2021 at 09:25 AM

Data in this report are provisional and subject to change.

The numbers in the table below represent the number of Florida and non-Florida residents for whom test results were received by the Department of Health. A person can be tested by more than one laboratory and can have both positive and negative results. **Therefore, the sum of the numbers in each column will be larger than the total number of people tested.**

Reporting lab	Inconclusive	Negative	Positive	Percent positive	Total
WATSON CLINIC LLP		14,262	3,131	18%	17,393
SAINT MARY'S MEDICAL CENTER	22	15,535	1,811	10%	17,368
BIOCERNA LABS	461	14,582	2,112	12%	17,155
INFINITY BIOLOGIX LLC	49	14,361	576	4%	14,986
LEESBURG REGIONAL MEDICAL CENTER		12,954	1,605	11%	14,559
INDIAN RIVER MEDICAL CENTER LAB		13,669	849	6%	14,518
CLEVELAND CLINIC HOSPITAL LAB	4	12,706	1,671	12%	14,381
OSCEOLA REGIONAL MEDICAL CENTER	1	12,484	1,787	13%	14,272
HOMESTEAD HOSPITAL CLINICAL LABORATORY	25	11,531	2,380	17%	13,936
MEMORIAL HOSPITAL JACKSONVILLE	8	11,413	2,184	16%	13,605
BAYFRONT HEALTH - ST PETERSBURG	17	11,605	1,870	14%	13,492
MALABAR MEDICAL WALK IN CLINIC		11,592	1,801	13%	13,393
WELLINGTON REGIONAL MED CTR LAB	5	11,898	1,451	11%	13,354
NIGHT LITE PEDIATRIC CENTER LLC		11,621	1,199	9%	12,820
NORTHWEST MEDICAL CENTER	1	11,048	1,525	12%	12,574
ORANGE PARK MEDICAL CENTER	9	10,511	2,050	16%	12,570
MEMORIAL REGIONAL HOSPITAL CLINICAL LABORATORY	10	11,672	800	6%	12,482
WEST KENDALL BAPTIST HOSPITAL	10	10,037	2,312	19%	12,359
LEE HEALTH - LEE MEMORIAL HOSPITAL		9,168	3,086	25%	12,254
DELRAY MEDICAL CENTER LAB	3	11,066	1,176	10%	12,245
PRIVA PATH LABS	54	11,509	663	5%	12,226
AHALABS		11,599	602	5%	12,201
BETHESDA HOSPITAL EAST		11,104	1,041	9%	12,145
OAK HILL HOSPITAL		10,689	1,287	11%	11,976
FLORIDA HOSPITAL WATERMAN LABORATORY	70	10,997	857	7%	11,924
VISTA CLINICAL DIAGNOSTICS	277	10,513	986	8%	11,776
UNITED CLINICAL LABORATORY LLC	2	10,196	1,548	13%	11,746
LAWNWOOD REGIONAL MEDICAL CENTER	1	10,192	1,534	13%	11,727
ST MARKS HOSPITAL LABORATORY B	78	10,627	1,002	9%	11,707
CLEVELAND CLINIC TRADITION HOSPITAL		10,843	772	7%	11,615
BINAXNOW	9	8,961	2,619	23%	11,589
BAPTIST HEALTH - SOUTH		10,676	866	8%	11,542
PWN HEALTH	17	9,331	2,042	18%	11,390
WINTER HAVEN HOSPITAL CLINICAL LABORATORY	4	9,704	1,624	14%	11,332
ST ANTHONY'S HOSPITAL LAB	23	10,081	1,185	10%	11,289
GENESIS MEDICAL LABORATORY	125	9,544	1,586	14%	11,255
LARGO MEDICAL CENTER		10,022	1,189	11%	11,211
UHEALTH CORAL GABLES/LENNAR MED CTR	3	10,426	591	5%	11,020
INDIAN RIVER PATHOLOGY LLC		9,931	878	8%	10,809
BAPTIST HEALTHCARE - BAPTIST HOSPITAL	5	8,659	2,136	20%	10,800
GOOD SAMARITAN MEDICAL CENTER LAB	2	9,267	1,366	13%	10,635
WESTSIDE REGIONAL MED CTR	2	9,044	1,506	14%	10,552
LARKIN COMMUNITY HOSPITAL INC DBA CARDIOTROPIC		6,820	3,621	35%	10,441
MEDFAST URGENT CARE CENTERS, LLC	4	9,188	1,209	12%	10,401
ACCESS MEDICAL LABORATORIES	3	5,516	4,837	47%	10,356



# COVID-19: testing by laboratory

Data through Jan 3, 2021 verified as of Jan 4, 2021 at 09:25 AM

Data in this report are provisional and subject to change.

The numbers in the table below represent the number of Florida and non-Florida residents for whom test results were received by the Department of Health. A person can be tested by more than one laboratory and can have both positive and negative results. **Therefore, the sum of the numbers in each column will be larger than the total number of people tested.**

Reporting lab	Inconclusive	Negative	Positive	Percent positive	Total
WEST FLORIDA HOSPITAL LAB		8,165	2,087	20%	10,252
ST JOSEPHS HOSPITAL	16	8,899	1,252	12%	10,167
LARKIN COMMUNITY HOSPITAL	10	8,792	1,360	13%	10,162
MERCY HOSPITAL A CAMPUS OF PLANTATION GEN HOSP LAB	1	8,494	1,666	16%	10,161
MEDICAL CENTER OF TRINITY CLINICAL LABORATORY	1	9,107	1,052	10%	10,160
GULF COAST MEDICAL CENTER MICROLAB		7,935	2,203	22%	10,138
PALMS WEST HOSPITAL LAB	2	8,681	1,439	14%	10,122
COAST DIAGNOSTICS LLC	37	9,080	833	8%	9,950
REGIONAL MEDCIAL CENTER BAYONET POINT	2	9,129	730	7%	9,861
SRQ DRIVE THROUGH		8,944	905	9%	9,849
MEASE COUNTRYSIDE LAB	11	8,799	943	10%	9,753
THE VILLAGES REGIONAL HOSPITAL		8,849	853	9%	9,702
LAKE CITY HM		8,976	684	7%	9,660
PALM BEACH BALL PARK		8,605	997	10%	9,602
AVECINA	17	8,855	642	7%	9,514
HALIFAX MEDICAL CENTER LAB	35	8,129	1,339	14%	9,503
CAPITAL REGIONAL MEDICAL CTR		7,691	1,808	19%	9,499
CORAL GABLES HOSPITAL CLINICAL LABORATORY		7,935	1,533	16%	9,468
NONA SCIENTIFIC	5	7,337	2,069	22%	9,411
WEST BOCA MEDICAL CENTER LAB		8,688	708	8%	9,396
AVENTURA HOSPITAL LAB		7,633	1,753	19%	9,386
MANATEE MEMORIAL HOSPITAL		8,530	755	8%	9,285
BLAKE MEDICAL CENTER		8,016	1,173	13%	9,189
MINUTECLINIC LLC		7,733	1,336	15%	9,069
LEE HEALTH - HEALTH PARK MEDICAL CENTER		7,558	1,504	17%	9,062
PALM BEACH GARDENS MEDICAL CTR LAB		8,211	844	9%	9,055
BOSTON HEART DIAGNOSTICS CORP		7,839	1,169	13%	9,008
FLORIDA HOSPITAL HEARTLAND MED CTR CLINICAL LAB	33	7,736	1,116	13%	8,885
CLARITY LAB SOLUTIONS	42	7,822	930	11%	8,794
GENOVA DIAGNOSTICS LABORATORY	34	8,094	644	7%	8,772
ADVENT HEALTH - WESLEY CHAPEL	14	7,930	777	9%	8,721
FLORIDA LABORATORY ANALYSIS		7,561	953	11%	8,514
THE HEALTHCARE DISTRICT OF PALM BEACH COUNTY	35	7,506	943	11%	8,484
AVECINA MEDICAL OAKLEAF	3	6,977	1,330	16%	8,310
DOCTORS HOSPITAL	5	6,959	1,346	16%	8,310
P4 CLINICAL, LLC	111	7,448	734	9%	8,293
LAKE CITY MEDICAL CENTER		6,577	1,709	21%	8,286
BAPTIST HEALTH SOUTH FLORIDA - WEST KENDALL URGENT CARE		6,926	1,286	16%	8,212
AVECINA MEDICAL	4	6,159	2,026	25%	8,189
ADVENTHEALTH CENTRA CARE LAKE BUENA VISTA		7,513	635	8%	8,148
PATHNOSTICS	20	6,241	1,820	23%	8,081
FLORIDA MEDICAL CENTER - A CAMPUS OF NORTH SHORE	2	6,848	942	12%	7,792
PLANTATION GENERAL HOSPITAL		6,568	1,218	16%	7,786
NEMOURS CHILDRENS HOSPITAL	1	7,423	350	5%	7,774
INFORM DIAGNOSTICS, INC		7,345	419	5%	7,764
FLORIDA HOSPITAL FLAGLER	29	7,066	548	7%	7,643
CORAL SPRINGS MED CTR		6,910	715	9%	7,625

# COVID-19: testing by laboratory

Data through Jan 3, 2021 verified as of Jan 4, 2021 at 09:25 AM

Data in this report are provisional and subject to change.

The numbers in the table below represent the number of Florida and non-Florida residents for whom test results were received by the Department of Health. A person can be tested by more than one laboratory and can have both positive and negative results. **Therefore, the sum of the numbers in each column will be larger than the total number of people tested.**

Reporting lab	Inconclusive	Negative	Positive	Percent positive	Total
NCH NORTH NAPLES HOSPITAL LAB	15	6,733	829	11%	7,577
NORTHSIDE HOSPITAL AND HEART INSTITUTE		6,835	732	10%	7,567
CENTRAL FLORIDA REGIONAL HOSPITAL		6,645	728	10%	7,373
FLORIDA HOSPITAL DELAND	10	6,426	932	13%	7,368
NORTH SHORE MEDICAL CENTER		6,001	1,245	17%	7,246
BROWARD HEALTH NORTH CLINICAL LABORATORY		6,340	786	11%	7,126
FLORIDA HOSPITAL ZEPHYRHILLS	10	6,393	671	9%	7,074
LEON MEDICAL CENTERS LLC		5,469	1,568	22%	7,037
KD MEDICAL CHOICE LLC	1	6,357	670	10%	7,028
ALL CHILDREN'S HOSPITAL		6,547	450	6%	6,997
FLORIDA HOSPITAL OF CARROLLWOOD	22	5,917	895	13%	6,834
OCALA REGIONAL MEDICAL CENTER		5,984	818	12%	6,802
VIKOR SCIENTIFIC	10	5,526	1,251	18%	6,787
AMERICAN FAMILY CARE		3,676	3,108	46%	6,784
LUMINUS DIAGNOSTICS		6,204	535	8%	6,739
WEST PALM HOSPITAL LAB		6,139	532	8%	6,671
CLEVELAND CLINIC MARTIN SOUTH HOSPITAL	1	5,991	604	9%	6,596
LEE HEALTH - GULF COAST MEDICAL CENTER	2	5,306	1,268	19%	6,576
CARDIOPATH	1	5,919	621	9%	6,541
MEMORIAL HOSPITAL WEST LABORATORY SERVICES	14	5,892	613	9%	6,519
VISTA CLINICAL	8	3,778	2,674	41%	6,460
MEDEXPRESS URGENT CARE	2	4,362	2,076	32%	6,440
BAPTIST HEALTH - BEACHES		5,931	484	8%	6,415
FULGENT DIAGNOSTICS	100	5,778	450	7%	6,328
BAPTIST HEALTH SOUTH FLORIDA - COUNTRY WALK URGENT CARE		5,266	1,023	16%	6,289
EXPRESS GENE MOLECULAR DIAGNOSTICS LABORATORY		5,010	1,116	18%	6,126
SOUTH BAY HOSPITAL CLINICAL LAB		5,527	566	9%	6,093
MEDARBOR DIAGNOSTICS	1	5,033	1,001	17%	6,035
MORTON PLANT-MEASE	4	5,525	500	8%	6,029
POINCIANA MEDICAL CENTER		4,604	1,273	22%	5,877
MEMORIAL HOSPITAL MICRO		5,452	413	7%	5,865
LABSTAT LLC	2	5,519	318	5%	5,839
WEST MARION COMMUNITY HOSPITAL LAB		4,966	844	15%	5,810
LAKEWOOD RANCH MEDICAL CENTER		5,327	435	8%	5,762
ANNE BATES LEACH EYE HOSPITAL/ ABLEH MICROBIOLOGY LABORATORY		5,662	84	1%	5,746
ARCPOINT LABS OF FORT MYERS	4	4,981	734	13%	5,719
FLORIDA HOSPITAL FISH MEMORIAL	19	4,899	750	13%	5,668
BAPTIST HEALTH SOUTH FLORIDA - MIAMI LAKES URGENT CARE		4,440	1,173	21%	5,613
CLEVELAND CLINIC MARTIN NORTH HOSPITAL		4,972	583	10%	5,555
ST LUCIE MEDICAL CENTER		4,444	1,026	19%	5,470
ST JOSEPHS NORTH HOSPITAL LAB	7	4,756	684	13%	5,447
PRECISION HEALTH RESOURCES LLC		5,008	353	7%	5,361
BAYCARE COMMUNITY HEALTH		5,180	128	2%	5,308
MARTIN HOSPITAL SOUTH LAB		4,966	281	5%	5,247
CernerELR_Advent		4,592	619	12%	5,211
AVERO DIAGNOSTICS - IRVING	6	4,820	349	7%	5,175
UNKNOWN	3	2,885	2,283	44%	5,171



# COVID-19: testing by laboratory

Data through Jan 3, 2021 verified as of Jan 4, 2021 at 09:25 AM

Data in this report are provisional and subject to change.

The numbers in the table below represent the number of Florida and non-Florida residents for whom test results were received by the Department of Health. A person can be tested by more than one laboratory and can have both positive and negative results. **Therefore, the sum of the numbers in each column will be larger than the total number of people tested.**

Reporting lab	Inconclusive	Negative	Positive	Percent positive	Total
HIALEAH HOSPITAL	4	4,018	1,107	22%	5,129
IMPERIAL POINT MEDICAL CENTER		4,717	411	8%	5,128
SUNRISE MEDICAL LABORATORIES	2	4,726	322	6%	5,050
BAPTIST HEALTH - NASSAU		4,780	244	5%	5,024
OVIEDO MEDICAL CENTER		4,500	512	10%	5,012
BAPTIST HEALTH SOUTH FLORIDA - WESTCHESTER URGENT CARE		4,085	907	18%	4,992
SANTA ROSA MEDICAL CENTER		4,074	897	18%	4,971
BAPTIST HEALTH SOUTH FLORIDA - DORAL URGENT CARE		3,975	972	20%	4,947
ISPM LABS, LLC DBA CAPSTONE DIAGNOSTICS, LLC		4,678	173	4%	4,851
TROPICANA FIELD - LOT 2□	18	4,365	414	9%	4,797
HOLIDAY CVS LLC		4,569	206	4%	4,775
H LEE MOFFITT CANCER CENTER LABORATORY		4,635	122	3%	4,757
FORT WALTON BEACH MEDICAL CENTER		4,027	652	14%	4,679
BAYFRONT HEALTH - VENICE REGIONAL MEDICAL	1	4,269	372	8%	4,642
SOUTH FLORIDA BAPTIST HOSPITAL MICRO	3	3,943	668	14%	4,614
ST PETERSBURG GENERAL HOSPITAL		3,840	726	16%	4,566
SYNERGY LABORATORIES	7	4,073	473	10%	4,553
FLORIDA HOSPITAL OCALA		4,078	464	10%	4,542
BAPTIST HEALTH SOUTH FLORIDA - PEMBROKE PINES URGENT CARE		3,832	695	15%	4,527
NIGHT LITE PEDIATRICS	4	3,317	1,203	27%	4,524
FLORIDA HOSPITAL NORTH PINELLAS	11	4,080	334	8%	4,425
MOFFITT CANCER CENTER	6	4,309	91	2%	4,406
EGLIN AIR FORCE BASE	12	3,211	1,180	27%	4,403
ADVENTHEALTH CENTRA CARE WINTER GARDEN	1	4,011	364	8%	4,376
GENE BY GENE, GENOMICS RESEARCH CENTER LAB	39	4,121	184	4%	4,344
ADVENTHEALTH CENTRA CARE DR PHILLIPS		4,032	281	7%	4,313
BAPTIST HEALTH SOUTH FLORIDA - CORAL SPRINGS URGENT CARE		3,716	564	13%	4,280
ADVENTHEALTH CENTRA CARE WINTER PARK		4,009	268	6%	4,277
HEALTHQUEST ESOTERICS		3,064	1,129	27%	4,193
SOLARIS DIAGNOSTICS	5	3,699	422	10%	4,126
QDX PATHOLOGY SERVICES	1	3,780	323	8%	4,104
NATIONWIDE LABORATORY SERVICES INC	159	3,386	541	13%	4,086
BAYFRONT HEALTH - PORT CHARLOTTE		3,717	343	8%	4,060
ADVENTHEALTH CENTRA CARE UNIVERSITY		3,770	286	7%	4,056
UNIVERSITY HOSPITAL AND MEDICAL CENTER		3,130	919	23%	4,049
PUTNAM COMMUNITY MEDICAL CENTER		3,496	493	12%	3,989
NIGHT LITE PEDIATRICS URGENT CARE	1	3,413	572	14%	3,986
ADVENTHEALTH CENTRA CARE ST CLOUD		3,510	452	11%	3,962
PHYSICIANS REGIONAL MEDICAL CENTER - PINE RIDGE RD	1	3,263	684	17%	3,948
CARDIOTROPIC LABS	83	3,141	724	18%	3,948
ADVENTHEALTH CENTRA CARE HUNTERS CREEK		3,464	423	11%	3,887
DOCTORS URGENT CARE LLC	1	3,156	725	19%	3,882
SYNERGY DIAGNOSTIC LABORATORY	84	3,397	379	10%	3,860
BAPTIST HEALTH - NORTH		3,007	847	22%	3,854
MEDEXPRESS URGENT CARE OF BOYNTON BEACH LLC		3,612	155	4%	3,767
MEASE DUNEDIN HOSPITAL	5	3,416	323	9%	3,744
MEDICAL DNA LABS LLC	2	3,407	272	7%	3,681

# COVID-19: testing by laboratory

Data through Jan 3, 2021 verified as of Jan 4, 2021 at 09:25 AM

Data in this report are provisional and subject to change.

The numbers in the table below represent the number of Florida and non-Florida residents for whom test results were received by the Department of Health. A person can be tested by more than one laboratory and can have both positive and negative results. **Therefore, the sum of the numbers in each column will be larger than the total number of people tested.**

Reporting lab	Inconclusive	Negative	Positive	Percent positive	Total
ANGEL KIDS PEDIATRICS		3,465	184	5%	3,649
MEDEXPRESS URGENT CARE HUDSON		3,222	425	12%	3,647
ADVENTHEALTH CENTRA CARE WATERFORD LAKES		3,254	378	10%	3,632
CLARITY LAB SOLUTIONS LLC		3,608	4	0%	3,612
PALMS OF PASADENA HOSPITAL		3,210	400	11%	3,610
ADVENTHEALTH CENTRA CARE LEE ROAD		3,329	271	8%	3,600
ACUTIS DIAGNOSTICS	16	3,016	566	16%	3,598
NORTHWEST FLORIDA COMMUNITY HOSPITAL	24	2,549	1,018	28%	3,591
WESTCHESTER HOSPITAL	23	2,886	664	19%	3,573
ADVENTHEALTH CENTRA CARE CLERMONT		3,223	312	9%	3,535
SUNCOAST PATHOLOGY ASSOCIATES		3,257	274	8%	3,531
CLINICAL REFERENCE LABORATORY	2	3,393	133	4%	3,528
DOCTORS HOSPITAL OF SARASOTA CLINICAL LABORATORY		3,103	415	12%	3,518
BAPTIST HEALTH SOUTH FLORIDA - CORAL GABLES (UNIVERSITY) URGENT CARE		3,064	433	12%	3,497
RAULERSON HOSPITAL		2,930	560	16%	3,490
ADVENTHEALTH CENTRA CARE SANFORD		3,163	281	8%	3,444
BAPTIST HEALTH SOUTH FLORIDA - TAMiami TRAIL URGENT CARE		2,741	683	20%	3,424
SARKIS CLINICAL TRIALS	5	3,003	409	12%	3,417
ADVENTHEALTH CENTRA CARE APOPKA		3,028	382	11%	3,410
TRINITY SPRINGS		3,005	395	12%	3,400
ADVENTHEALTH CENTRA CARE KISSIMMEE		3,116	264	8%	3,380
ADVENTHEALTH CENTRA CARE LAKE LAND	1	3,007	371	11%	3,379
COMMUNITY HEALTH CENTERS OF PINELLAS INC		2,700	665	20%	3,365
BAPTIST HEALTH SOUTH FLORIDA - PINECREST URGENT CARE		2,898	437	13%	3,335
ADVENTHEALTH CENTRA CARE LAKE MARY		3,064	255	8%	3,319
MIDWAY SPECIALTY CARE CENTER DIAGNOSTICS	38	3,046	217	7%	3,301
URGENT CARE CURE	2	2,863	432	13%	3,297
MEDEXPRESS URGENT CARE - ESTERO		3,014	261	8%	3,275
THE CENTER FOR URGENT CARE	3	2,661	593	18%	3,257
BAPTIST HEALTH SOUTH FLORIDA - CORAL GABLES URGENT CARE		2,734	520	16%	3,254
MEMORIAL HOSPITAL- MIRAMAR	12	2,987	253	8%	3,252
ADVENTIST HEALTH SYSTEMS, SUNBELT INC		2,936	271	8%	3,207
EMPIRE CITY LABORATORIES INC	27	2,730	405	13%	3,162
BETHESDA HOSPITAL WEST		2,870	284	9%	3,154
TWIN CITIES HOSPITAL	1	2,768	375	12%	3,144
BAPTIST HEALTH SOUTH FLORIDA - KENDALE LAKES URGENT CARE		2,493	626	20%	3,119
ATLANTIS URGENT CARE	1	2,002	1,099	35%	3,102
BAPTIST HEALTH SOUTH FLORIDA - PALMETTO BAY URGENT CARE		2,596	493	16%	3,089
ADVENTHEALTH CENTRA CARE MOUNT DORA		2,800	284	9%	3,084
AHCC WESLEY CHAPEL		2,772	248	8%	3,020
ADVENTHEALTH CENTRA CARE ALTAMONTE		2,724	248	8%	2,972
BAYFRONT HEALTH - SEVEN RIVERS		2,704	261	9%	2,965
MINUTECLINIC LLC #3703		2,514	424	14%	2,938
HEALTH FIRST ADVENTHEALTH CENTRA CARE GATEWAY	1	2,669	238	8%	2,908
MEDEXPRESS URGENT CARE - WEST TAMPA		2,680	214	7%	2,894
BAPTIST HEALTH SOUTH FLORIDA - DAVIE URGENT CARE		2,441	453	16%	2,894
MINUTECLINIC		2,540	351	12%	2,891

# COVID-19: testing by laboratory

Data through Jan 3, 2021 verified as of Jan 4, 2021 at 09:25 AM

Data in this report are provisional and subject to change.

The numbers in the table below represent the number of Florida and non-Florida residents for whom test results were received by the Department of Health. A person can be tested by more than one laboratory and can have both positive and negative results. **Therefore, the sum of the numbers in each column will be larger than the total number of people tested.**

Reporting lab	Inconclusive	Negative	Positive	Percent positive	Total
STONE CLINICAL LABORATORIES		2,789	96	3%	2,885
ASCENSION SACRED HEART - EMERALD COAST		2,395	484	17%	2,879
BAPTIST HEALTH SOUTH FLORIDA - WESTON URGENT CARE		2,562	300	10%	2,862
PEDIATRIC HEALTH CARE ALLIANCE PA		2,593	239	8%	2,832
WALGREENS ORLANDO	3	2,494	328	12%	2,825
MEDEXPRESS URGENT CARE - ROYAL PALM BEACH		2,636	185	7%	2,821
COASTAL MED URGENT CARE		1,590	1,226	44%	2,816
ADVENTHEALTH CENTRA CARE OVIEDO		2,525	291	10%	2,816
BAYFRONT HEALTH - BROOKSVILLE		2,468	346	12%	2,814
VETERANS AFFAIRS MEDICAL CENTER - ORLANDO		1,342	1,447	52%	2,789
DOCTORS URGENT CARE OF LUTZ LLC	1	2,211	575	21%	2,787
WALGREEN CO	2	2,445	317	11%	2,764
MEDCOMP SCIENCES LLC	29	1,321	1,398	51%	2,748
MEDEXPRESS URGENT CARE PALM BEACH GARDENS		2,617	129	5%	2,746
MICROGEN DX		2,212	528	19%	2,740
MEDEXPRESS URGENT CARE - GOLDEN GATE		2,509	214	8%	2,723
ADVENTHEALTH CENTRA CARE AZALEA PARK		2,437	281	10%	2,718
TALLAHASSEE PRIMARY CARE ASSOCIATES		2,379	294	11%	2,673
CENTRA CARE – WATERFORD LAKES		2,097	575	22%	2,672
LAKESIDE MEDICAL CENTER		2,114	549	21%	2,663
ADVENTHEALTH CENTRA CARE PORT ORANGE		2,496	165	6%	2,661
BARTOW REGIONAL MEDICAL CENTER	1	2,271	377	14%	2,649
ADVENT HEALTH - HEART OF FLORIDA ER	1	2,336	307	12%	2,644
ENGLEWOOD COMMUNITY HOSPITAL		2,387	248	9%	2,635
ADVENTHEALTH CENTRA CARE ORANGE LAKE		2,387	236	9%	2,623
ADVENTHEALTH CENTRA CARE LONGWOOD		2,451	171	7%	2,622
ADVENTHEALTH CENTRA CARE SAND LAKE		2,458	153	6%	2,611
HEALTH FIRST ADVENTHEALTH CENTRA CARE TITUSVILLE		2,399	192	7%	2,591
AMELIA URGENT CARE		1,475	1,102	43%	2,577
PRECISION HEALTH SOLUTIONS		2,503	68	3%	2,571
CITRUS MEMORIAL HOSPITAL LABORATORY		2,219	322	13%	2,541
ADVENT HEALTH - OCALA		2,124	413	16%	2,537
SELECT LABORATORIES - MARION COUNTY, FL LLC	3	2,339	180	7%	2,522
BAPTIST HEALTH SOUTH FLORIDA - BRICKELL URGENT CARE		2,094	414	17%	2,508
US BIOTEK LABORATORIES	6	2,214	285	11%	2,505
BAPTIST HEALTH URGENT CARE AT SAWGRASS		2,110	388	16%	2,498
MEDEXPRESS URGENT CARE - LAKELAND		2,263	227	9%	2,490
EMERALD COAST URGENT CARE		1,892	598	24%	2,490
MEMORIAL HOSPITAL PEMBROKE	3	2,180	291	12%	2,474
INDIAN RIVER MEDICAL CENTER		2,123	348	14%	2,471
DESOTO MEMORIAL HOSPITAL	3	2,018	428	17%	2,449
BMCT Molecular Diagnostics Subsection		1,997	430	18%	2,427
HIGHLANDS REGIONAL MEDICAL CENTER		1,910	516	21%	2,426
NCH DOWNTOWN NAPLES HOSPITAL	9	2,121	292	12%	2,422
HOLIDAY CVS LLC DBA CVS PHARMACY #5154		2,328	52	2%	2,380
PARAMOUNT URGENT CARE		1,210	1,168	49%	2,378
BAYA PHARMACY & URGENT CARE		1,658	709	30%	2,367

# COVID-19: testing by laboratory

Data through Jan 3, 2021 verified as of Jan 4, 2021 at 09:25 AM

Data in this report are provisional and subject to change.

The numbers in the table below represent the number of Florida and non-Florida residents for whom test results were received by the Department of Health. A person can be tested by more than one laboratory and can have both positive and negative results. **Therefore, the sum of the numbers in each column will be larger than the total number of people tested.**

Reporting lab	Inconclusive	Negative	Positive	Percent positive	Total
DOCTORS TEST CENTERS		2,065	297	13%	2,362
NCH NORTH NAPLES HOSPITAL	4	1,998	328	14%	2,330
LEE HEALTH - COCONUT POINT CLINICAL LAB	2	1,872	433	19%	2,307
HealthSentry_UHS	1	2,114	191	8%	2,306
PALMS MEDICAL GROUP	5	1,693	603	26%	2,301
ADVENTHEALTH CENTRA CARE SOUTH ORANGE		2,090	210	9%	2,300
ADVENTHEALTH CENTRA CARE LEESBURG		2,062	236	10%	2,298
SPORTS DRUG TESTING LABORATORY	39	2,171	69	3%	2,279
COMMUNITY HEALTH NORTHWEST FLORIDA	4	1,739	531	23%	2,274
BAYFRONT HEALTH - PUNTA GORDA		2,117	149	7%	2,266
PRIMEHEALTH URGENT CARE	1	1,865	360	16%	2,226
ESCAMBIA COMMUNITY CLINICS INC	6	1,635	575	26%	2,216
ADVENTHEALTH PROMPT CARE	1	1,536	665	30%	2,202
CENTRA CARE SAINT CLOUD	1	1,885	303	14%	2,189
BAYFRONT HEALTH - SPRING HILL		1,962	195	9%	2,157
ADVENTHEALTH CENTRA CARE COLONIAL TOWN		1,965	161	8%	2,126
LOWER KEYS MEDICAL CENTER		1,890	233	11%	2,123
EMERALD COAST URGENT CARE LLC		1,569	553	26%	2,122
PHYSICIANS STAT LAB	2	1,016	1,077	51%	2,095
EMERALD COAST URGENT CARE, LLC	1	1,569	521	25%	2,091
MARINERS HOSPITAL		1,896	191	9%	2,087
BAPTIST HEALTHCARE - GULF BREEZE HOSPITAL	3	1,737	330	16%	2,070
MEDEXPRESS URGENT CARE CAPE CORAL		1,774	291	14%	2,065
PHYSICIANS REGIONAL MEDICAL CENTER - COLLIER BLVD	1	1,521	524	26%	2,046
BAPTIST HEALTH EMERGENCY CENTER COUNTRY WALK	1	1,713	324	16%	2,038
BAPTIST HEALTH - CLAY		1,728	299	15%	2,027
MEDEXPRESS URGENT CARE - DELAND		1,840	180	9%	2,020
FLORIDA FAMILY LABORATORY, INC DBA	3	1,870	141	7%	2,014
HEALTH FIRST ADVENTHEALTH CENTRA CARE COCOA		1,848	145	7%	1,993
ADVENT HEALTH - NEW SMYRNA		1,561	425	21%	1,986
BAPTIST HEALTH - OAKLEAF		1,634	343	17%	1,977
SCION LAB SERVICES LLC	20	1,792	143	7%	1,955
DOC SMILEY'S URGENT CARE		1,705	247	13%	1,952
NXGEN MDX LLC	3	1,751	174	9%	1,928
BAPTIST HEALTH SOUTH FLORIDA - MIAMI BEACH URGENT CARE		1,660	260	14%	1,920
NCF DIAGNOSTICS & DNA TECHNOLOGIES LAB	55	1,613	251	13%	1,919
PROHEALTH		708	1,203	63%	1,911
HEALTH FIRST ADVENTHEALTH CENTRA CARE MALABAR		1,694	162	9%	1,856
MEDEXPRESS URGENT CARE LEHIGH ACRES		1,625	207	11%	1,832
LABORATORY OF FLORIDA LLC	40	1,641	112	6%	1,793
MINUTECLINIC LLC # 0709		1,540	244	14%	1,784
ADVENTIST HEALTH SYSTEMS SUNBELT IN DBA		1,655	126	7%	1,781
ASSOCIATED PATHOLOGISTS, LLC	3	1,447	311	18%	1,761
MEDEXPRESS FORT MYERS		1,534	218	12%	1,752
PREMIER URGENT CARE OF BREVARD LLC		1,466	254	15%	1,720
VENTURE MEDICAL OF FLORIDA LLC		1,559	153	9%	1,712
MEDEXPRESS PORT CHARLOTTE		1,570	139	8%	1,709



# COVID-19: testing by laboratory

Data through Jan 3, 2021 verified as of Jan 4, 2021 at 09:25 AM

Data in this report are provisional and subject to change.

The numbers in the table below represent the number of Florida and non-Florida residents for whom test results were received by the Department of Health. A person can be tested by more than one laboratory and can have both positive and negative results. **Therefore, the sum of the numbers in each column will be larger than the total number of people tested.**

Reporting lab	Inconclusive	Negative	Positive	Percent positive	Total
ADVENTHEALTH CENTRA CARE KIDS LAKE MARY		1,598	94	6%	1,692
TAMPA COMMUNITY HOSPITAL		1,396	262	16%	1,658
GENUS3		1,594	64	4%	1,658
FLOWERS HOSPITAL		1,508	147	9%	1,655
ADVENT HEALTH CENTRA CARE -WINTER PARK KIDS URGENT CARE		1,519	133	8%	1,652
MEDONE PLLC		1,255	353	22%	1,608
JW PLASTIC SURGERY		1,368	237	15%	1,605
PARAMOUNT URGENT CARE - WINDERMERE		1,037	540	34%	1,577
OPTEO LABORATORY		1,528	33	2%	1,561
MINUTECLINIC LLC #3631		1,299	240	16%	1,539
MINUTECLINIC LLC 5852		1,304	231	15%	1,535
DONALD W ROBERTSON DO PA		1,159	364	24%	1,523
MELBOURNE MEDICAL LABORATORY☐	2	1,308	190	13%	1,500
MEDEXPRESS URGENT CARE - VERO BEACH		1,307	188	13%	1,495
MEDEXPRESS URGENT CARE CORAL SPRINGS		1,364	127	9%	1,491
SPARROW HEALTHCARE	2	1,259	211	14%	1,472
NORTH SHORE LONG ISLAND JEWISH HEALTH		1,398	61	4%	1,459
FLORIDA COMMUNITY HEALTH CENTER		1,196	258	18%	1,454
FLORIDA MEDICAL CLINIC	3	746	702	48%	1,451
LEE HEALTH CONVENIENT CARE - PAGE FIELD		1,192	230	16%	1,422
PHARMCO RX	1	1,293	128	9%	1,422
BIOCERNA LLC	9	1,248	164	12%	1,421
GESSLER CLINIC		865	550	39%	1,415
DYNIX DIAGNOSTIX		1,198	215	15%	1,413
JACKSON HOSPITAL CLINICAL LABORATORY		1,217	196	14%	1,413
PARAMOUNT URGENT CARE - ORLANDO		951	461	33%	1,412
UHEALTH DEERFIELD BEACH/UMSYLVESTER DEERFIELD BEACH LABORATORY	3	1,354	53	4%	1,410
PATIENTS CHOICE LABORATORIES		828	581	41%	1,409
MEDFAST URGENT CARE CENTERS LLC		102	1,307	93%	1,409
MEDEXPRESS URGENT CARE - CLEWISTON		1,192	212	15%	1,404
ADVANCE MEDICAL OF NAPLES		309	1,072	78%	1,381
MARTIN HEALTH SYSTEM - ST LUCIE WEST		1,249	129	9%	1,378
MC DIAGNOSTIC OF CONNECTICUT, PC #2220		1,165	201	15%	1,366
ASCENSION ST VINCENT'S - SOUTHSIDE		1,309	49	4%	1,358
BARDMOOR LABORATORY	9	1,157	188	14%	1,354
LABTECH DIAGNOSTIC		1,098	248	18%	1,346
IGENOMIX USA LLC	38	1,163	119	9%	1,320
NCH NORTHEAST	6	991	322	24%	1,319
PARAMOUNT URGENT CARE - OVIEDO		825	485	37%	1,310
ADVENTHEALTH CENTRA CARE		1,178	129	10%	1,307
ACCU REFERENCE MEDICAL LAB		877	416	32%	1,293
ASSURANCE SCIENTIFIC LABORATORIES	1	1,026	263	20%	1,290
ARCPOINT LABS		773	516	40%	1,289
SHELL POINT NURSING PAVILION	1	1,246	37	3%	1,284
CAREFAST+		860	410	32%	1,270
PRIMEHEALTH URGENT CARE INC		1,079	169	14%	1,248
BAPTIST HEALTH SOUTH FLORIDA - COUNTRY WALK URGENT CARE EXPRESS		1,077	166	13%	1,243

# COVID-19: testing by laboratory

Data through Jan 3, 2021 verified as of Jan 4, 2021 at 09:25 AM

Data in this report are provisional and subject to change.

The numbers in the table below represent the number of Florida and non-Florida residents for whom test results were received by the Department of Health. A person can be tested by more than one laboratory and can have both positive and negative results. **Therefore, the sum of the numbers in each column will be larger than the total number of people tested.**

Reporting lab	Inconclusive	Negative	Positive	Percent positive	Total
CLINICORE		1,124	91	7%	1,215
MINUTECLINIC LLC #4415		984	228	19%	1,212
BAY MEDICAL CENTER SACRED HEART HEALTH SYSTEM		893	317	26%	1,210
CARENOW URGENT CARE		768	438	36%	1,206
ADVENT HEALTH - DADE CITY		1,075	125	10%	1,200
ADVENTHEALTH CENTRA CARE CONWAY		1,051	148	12%	1,199
ACCESS MEDICAL LABS		746	448	38%	1,194
UNIVERSITY OF ALABAMA AT BIRMINGHAM		1,143	27	2%	1,170
EMERGENCY PHYSICIANS MEDICAL CENTER		253	915	78%	1,168
TEMPUS CLINICAL LABORATORY	9	1,028	125	11%	1,162
MINUTECLINIC LLC #5249		923	237	20%	1,160
PARRISH MEDICAL CENTER	1	1,019	127	11%	1,147
MEDEXPRESS URGENT CARE BOCA RATON		1,062	78	7%	1,140
PATIENTS FIRST - THOMASVILLE ROAD		1,006	134	12%	1,140
NYU HOSPITALS CENTER CLINICAL LABORATORIES		1,103	34	3%	1,137
CAPSTONE HEALTHCARE		782	327	29%	1,109
VERITAS GENETICS	61	932	103	9%	1,096
BAPTIST HEALTH SOUTH FLORIDA - KEY BISCANE URGENT CARE EXPRESS		964	131	12%	1,095
DR G'S URGENT CARE		960	133	12%	1,093
VAVA PARTNERS LLC		436	647	60%	1,083
MINUTECLINIC LLC #5253		927	143	13%	1,070
PRO CLINIC		951	119	11%	1,070
AMELIA EXPRESS CARE		642	425	40%	1,067
ASCENSION SACRED HEART - GULF		805	255	24%	1,060
RAINBOW RIVER MEDICAL LABORATORY		977	82	8%	1,059
QUICK CARE MED PL	2	880	172	16%	1,054
PHYSICIAN ASSOCIATES		947	102	10%	1,049
COASTAL LABORATORIES		796	235	23%	1,031
AMELIA EXPRESS CARE LLC		898	131	13%	1,029
MINUTECLINIC LLC #3463		872	150	15%	1,022
LAB24 INC	3	348	665	65%	1,016
EPN URGENT CARE NAPLES	2	746	262	26%	1,010
TOM LEE COMMUNITY HEALTH CENTER		682	327	32%	1,009
PHYSICIANS PRIMARY CARE	2	860	147	15%	1,009
BAYFRONT HEALTH - CITRUS HILLS		847	160	16%	1,007
MEDEXPRESS URGENT CARE - JAX ATLANTIC BLVD		867	117	12%	984
GENESIS LABORATORY MANAGEMENT	8	822	150	15%	980
VERITOR		844	121	13%	965
MINUTECLINIC LLC #5854		804	150	16%	954
VRL EUROFINs - DALLAS		913	13	1%	926
LAKE WALES MEDICAL CENTER INC		819	105	11%	924
NORTH FLORIDA PEDIATRICS-TALLAHASSEE		849	72	8%	921
HOLIDAY CVS LLC DBA CVS PHARMACY #5155		888	31	3%	919
MINI ER WATERFORD LAKES, THE		790	124	14%	914
MINUTECLINIC LLC #5190		758	146	16%	904
BRASHEAR'S VITAL CARE CORP		628	266	30%	894
FAST TRACK URGENT CARE CENTER		4	885	100%	889



# COVID-19: testing by laboratory

Data through Jan 3, 2021 verified as of Jan 4, 2021 at 09:25 AM

Data in this report are provisional and subject to change.

The numbers in the table below represent the number of Florida and non-Florida residents for whom test results were received by the Department of Health. A person can be tested by more than one laboratory and can have both positive and negative results. **Therefore, the sum of the numbers in each column will be larger than the total number of people tested.**

Reporting lab	Inconclusive	Negative	Positive	Percent positive	Total
GENE TOX WORLDWIDE	60	724	99	11%	883
PENSACOLA PEDIATRICS PA	1	773	107	12%	881
MINUTECLINIC LLC #7886		759	105	12%	864
UHEALTH CLINIC AT WALGREENS		709	154	18%	863
STAGEZERO LIFE SCIENCES INC	1	782	71	8%	854
BAPTIST HEALTHCARE - JAY HOSPITAL		642	211	25%	853
CHARLES AIESI CONSULTING INC	2	752	97	11%	851
PEDIATRIC HEALTH CARE ALLIANCE - NORTHDAL		784	67	8%	851
STEWART REFERENCE LABORATORY	1	539	310	36%	850
HISTOPATHOLOGY SERVICES, LLC		741	93	11%	834
ACCESS POINT HEALTHCARE URGENT & PRIMARY CARE		565	267	32%	832
SOLARIS HEALTHCARE PALATKA		813	16	2%	829
NEIGHBORHOOD MEDICAL CENTER INC	13	752	63	8%	828
LENCO MEDICAL LABORATORY		795	26	3%	821
ST ANNES NURSING CENTER		802	17	2%	819
FLORIDA HOSPITAL ORLANDO		743	74	9%	817
PARAMOUNT URGENT CARE INC		244	569	70%	813
BAPTIST HEALTH EMERGENCY CENTER AT WEST CORAL WAY		614	199	24%	813
DOC SMILEYS URGENT CARE LLC		653	155	19%	808
ASCENSION ST VINCENT'S - CLAY		775	29	4%	804
WHITE WILSON MEDICAL CENTER		87	712	89%	799
SMA LAB		721	77	10%	798
NITE LITE PEDIATRICS		230	562	71%	792
PHAROS HEALTH		623	167	21%	790
PARAMOUNT URGENT CARE VILLAGES		506	283	36%	789
TREASURE COAST MEDICAL ASSOCIATES INC		587	202	26%	789
ELLENTON URGENT CARE		572	212	27%	784
ED FRASER MEMORIAL HOSPITAL		605	171	22%	776
MINUTECLINIC LLC		672	104	13%	776
BOND URGENT CARE LLC		556	206	27%	762
PRIMARY CARE OF THE TREASURE COAST		676	84	11%	760
MACDILL AIR FORCE BASE		709	51	7%	760
NCHMD INC		610	142	19%	752
CAREFAST MURABELLA		501	241	32%	742
DYNIX DIAGNOSTICS	2	522	216	29%	740
CENTRA CARE		443	297	40%	740
NAPLES URGENT CARE	1	478	258	35%	737
COASTAL PEDIATRIC GROUP		645	85	12%	730
MINUTECLINIC LLC #3705		641	83	11%	724
DEPARTMENT OF CLINICAL LABS		710	14	2%	724
NONE		308	415	57%	723
MINUTECLINIC LLC #5069		610	107	15%	717
DISNEY COVID TEST SITE		703	9	1%	712
ADVENT HEALTH LAB - ORLANDO		430	280	39%	710
BROWNWOOD CARE CENTER		628	77	11%	705
INTEGRITY LABORATORIES, LLC	1	567	132	19%	700
PALM HARBOR PHARMACY		604	93	13%	697

# COVID-19: testing by laboratory

Data through Jan 3, 2021 verified as of Jan 4, 2021 at 09:25 AM

Data in this report are provisional and subject to change.

The numbers in the table below represent the number of Florida and non-Florida residents for whom test results were received by the Department of Health. A person can be tested by more than one laboratory and can have both positive and negative results. **Therefore, the sum of the numbers in each column will be larger than the total number of people tested.**

Reporting lab	Inconclusive	Negative	Positive	Percent positive	Total
PREMIER MEDICAL LABORATORY SERVICES	1	463	222	32%	686
HOLMES REG MED CENTER CLINICAL LAB		581	104	15%	685
THE HEALTH CENTER OF PLANT CITY		649	33	5%	682
TYNDALL AIR FORCE BASE		529	153	22%	682
MARION E FETHER MEDICAL CENTER, THE		628	52	8%	680
EUROFINS NTD, LLC		641	35	5%	676
MINI ER ADULT AND PEDIATRIC URGENT CARE		574	98	15%	672
TACACHALE CLINICAL LABORATORY		641	24	4%	665
FLAGLER HOSPITAL LABORATORY	8	31	625	94%	664
VENICE REGIONAL MEDICAL CENTER		573	86	13%	659
LABORATORY SPECIALISTS OF MICHIGAN		484	174	26%	658
MINUTECLINIC LLC #5214		595	59	9%	654
WILLOWBROOKE COURT AT EDGEWATER POINTE ESTATES		645	8	1%	653
NCH HEALTHCARE SYSTEM MICROBIOLOGY LAB		1	652	100%	653
CENTRA CARE – SOUTH ORANGE		476	175	27%	651
MINUTECLINIC, LLC DBA MINUTECLINIC #4717		631	20	3%	651
MINUTECLINIC LLC #3662		556	90	14%	646
MAVERICK LABS		456	186	29%	642
BAPTIST HEALTH - MD ANDERSON CANCER CENTER		636	4	1%	640
Tampa Lakes Health and Rehabilitation Center	2	568	67	11%	637
MEDICAL FP – WHOLE FAMILY HEALTH CENTER		522	112	18%	634
MINUTECLINIC LLC # 0514		560	69	11%	629
BLUE MED CONSULTANTS		612	16	3%	628
NORTH OKALOOSA MEDICAL CENTER		379	249	40%	628
MINUTE CLINIC LLC		541	86	14%	627
DOCTOR'S MEMORIAL HOSPITAL		480	143	23%	623
VITAS HEALTHCARE CORPORATION OF FLA		618	3	0%	621
ADVENT HEALTH CENTRA CARE - MOUNT DORA		276	343	55%	619
Victoria Nursing and Rehabilitation Center		575	38	6%	613
HOLY CROSS HOSPITAL		12	597	98%	609
OPTUM LABS LLC		508	101	17%	609
NORTH SHORE LIJ URGENT CARE PC		578	31	5%	609
CVS HEALTH		440	169	28%	609
Community_Health		483	120	20%	603
MINUTECLINIC LLC #7887		541	60	10%	601
PATIENTS FIRST - MAHAN DRIVE		164	435	73%	599
MINUTECLINIC LLC #1067		515	83	14%	598
MINUTECLINIC LLC # 3579		505	79	14%	584
LEE COUNTY EMERGENCY MEDICAL SERVICE		505	74	13%	579
PARAMOUNT URGENT CARE - CLERMONT		426	150	26%	576
ADVENT HEALTH CENTRA CARE - WATERFORD LAKES		481	94	16%	575
COVANCE CLINICAL RESEARCH UNIT INC		563	11	2%	574
ADDICTION LABS OF AMERICA	2	528	44	8%	574
POINT OF CARE TESTING SITE		550	23	4%	573
NORTH FLORIDA PEDIATRICS - LAKE CITY		412	158	28%	570
SANTA ROSA MEDICAL GROUP		465	105	18%	570
MINUTECLINIC LLC #1055		439	130	23%	569

# COVID-19: testing by laboratory

Data through Jan 3, 2021 verified as of Jan 4, 2021 at 09:25 AM

Data in this report are provisional and subject to change.

The numbers in the table below represent the number of Florida and non-Florida residents for whom test results were received by the Department of Health. A person can be tested by more than one laboratory and can have both positive and negative results. **Therefore, the sum of the numbers in each column will be larger than the total number of people tested.**

Reporting lab	Inconclusive	Negative	Positive	Percent positive	Total
MINUTECLINIC LLC #1771		474	91	16%	565
MINUTECLINIC, LLC (CLINIC 10699)		487	76	13%	563
ARCPPOINT LABS OF CORAL SPRINGS FL		513	49	9%	562
KENDALL HEALTHCARE PROPERTIES DBA	2	538	22	4%	562
PALACE NURSING HOME & REHAB CENTER		553	7	1%	560
MOUNT SINAI LABORATORY		535	24	4%	559
VETERANS AFFAIRS MEDICAL CENTER - JAMES A HALEY			557	100%	557
MINUTECLINIC LLC #8396		483	73	13%	556
MANOR PINES CONVALESCENT CENTER LLC	1	537	16	3%	554
PRIMARY CARE SERVICES AT INDIAN RIVER ESTATES		542	10	2%	552
C.W. BILL YOUNG VA MEDICAL CENTER	1	17	531	97%	549
MINUTECLINIC LLC # 3686		458	90	16%	548
VITAE DIAGNOSTICS		534	13	2%	547
GENEIQ		514	29	5%	543
PATIENTS FIRST LAKE ELLA MEDICAL CENTER		483	56	10%	539
HOLMES REGIONAL MEDICAL CENTER		5	531	99%	536
The Sands at South Beach		531	4	1%	535
NCF DIAGNOSTICS & DNA TECHNOLOGIES	15	199	318	60%	532
MINUTECLINIC LLC #7173		471	61	11%	532
TENNESSEE DOH - NASHVILLE	2	471	58	11%	531
ECCOLAB GROUP	1	143	387	73%	531
NORTHEAST FLORIDA NEUROLOGY CLINICS, INC		457	74	14%	531
SOUTHEAST ALABAMA MEDICAL CENT		482	49	9%	531
ST JOHN'S NURSING CENTER		517	13	2%	530
UNIVERSITY OF WEST FLORIDA STUDENT HEALTH SERVICES	1	434	92	17%	527
COASTAL URGENT CARE		424	102	19%	526
ADVENTHEALTH EXPRESS CARE		316	208	40%	524
FLORIDA DEPARTMENT OF HEALTH IN POLK COUNTY	2	392	126	24%	520
SHORELINE PHYSICIAN GROUP		333	186	36%	519
MINUTECLINIC LLC #3635		461	56	11%	517
SEBASTIAN RIVER MEDICAL CENTER	2	401	114	22%	517
MINUTECLINIC LLC #3291		454	63	12%	517
JOHN KNOX VILLAGE HEALTH CENTER		507	10	2%	517
TREE HOUSE PEDIATRICS PLLC		467	46	9%	513
GULF COAST VILLAGE		487	26	5%	513
CREEKSIDE CARE CENTER	1	424	84	17%	509
GULF COAST MOLECULAR LABORATORIES	11	423	73	14%	507
MID-FLORIDA PATHOLOGY		397	107	21%	504
APALACHEE CORRECTIONAL INSTITUTION EAST UNIT		492	12	2%	504
PALM GARDEN OF PORT SAINT LUCIE		499	5	1%	504
LAKELAND REGIONAL HEALTH - PWC/OB		35	467	93%	502
MOLECULAR INFECTIOUS DISEASES		492	7	1%	499
LIFE CARE CENTER OF NEW PORT RICHEY		469	30	6%	499
GOLDEN GLADES NURSING & REHABILITATION CTR		488	8	2%	496
MIAMI JEWISH HEALTH SYSTEMS		476	18	4%	494
CLINICAL PATHOLOGY LABS		386	106	22%	492
VETERANS AFFAIRS MEDICAL CENTER - BAY PINES		17	474	97%	491

# COVID-19: testing by laboratory

Data through Jan 3, 2021 verified as of Jan 4, 2021 at 09:25 AM

Data in this report are provisional and subject to change.

The numbers in the table below represent the number of Florida and non-Florida residents for whom test results were received by the Department of Health. A person can be tested by more than one laboratory and can have both positive and negative results. **Therefore, the sum of the numbers in each column will be larger than the total number of people tested.**

Reporting lab	Inconclusive	Negative	Positive	Percent positive	Total
Signature HealthCare Center of Waterford		468	22	4%	490
MEDICAL VB		368	119	24%	487
LIFE CARE CENTER OF ORANGE PARK		470	16	3%	486
CONSULATE HEALTH CARE OF NEW PORT RICHEY		455	29	6%	484
MED FAST URGENT CARE CENTER		233	249	52%	482
MINUTECLINIC LLC # 3930		421	60	12%	481
VILLA MARIA NURSING & REHAB CENTER INC	1	469	11	2%	481
DAVITA LABORATORY		426	55	11%	481
MINUTECLINIC LLC #1821		428	53	11%	481
FISHERMENS HOSPITAL CLINICAL LAB		441	36	8%	477
ANY LAB TEST NOW	1	310	165	35%	476
PROJECT HEALTH, INC SUMTERVILLE	5	408	62	13%	475
INTELEX LABS, LLC		456	17	4%	473
CLEWISTON NURSING AND REHABILITATION CENTER		467	5	1%	472
CONSULATE HEALTHCARE OF VERO BEACH	12	427	32	7%	471
KEYS AHEC SCHOOL MEDICAL CLINIC	6	407	57	12%	470
WOODLANDS MEDICAL SPECIALISTS		346	122	26%	468
MINUTECLINIC LLC #3814		375	92	20%	467
INTERLACHEN PEDIATRICS		445	20	4%	465
JACKSON MEMORIAL LONG TERM CARE CENTER		450	13	3%	463
MEDRITE MEDICAL CARE, PC	221	216	25	5%	462
LIFE CARE CENTER OF HILLIARD		451	10	2%	461
MINUTECLINIC LLC #3003		350	111	24%	461
NORTH FLORIDA PEDIATRICS PA - SUWANNEE		376	84	18%	460
EDEN SPRINGS NURSING AND REHAB CENTER		366	93	20%	459
CLARITY LABS		396	63	14%	459
HMA SANTA ROSA MEDICAL CENTER LLC DBA		353	105	23%	458
ALTRU DIAGNOSTICS INC	2	427	25	6%	454
MINUTECLINIC LLC #4458		363	89	20%	452
BROAD INSTITUTE CLINICAL SEQUENCING RESEARCH PLATFORM	1	440	9	2%	450
NEW YORK HOSPITAL LABORATORIES	1	436	12	3%	449
PALM GARDEN OF VERO BEACH		415	34	8%	449
MINUTECLINIC, LLC #4015		327	120	27%	447
MEMORIAL PEMBROKE 24/7 CARE CENTER		341	106	24%	447
EMERALD SHORES HEALTH AND REHABILITATION		362	85	19%	447
BALDOMERO LOPEZ STATE VETERANS NURSING HOME	2	435	2	0%	439
RIVER GARDEN HEBREW HOME FOR THE AGED		391	46	11%	437
ST CLOUD REGIONAL MEDICAL CENTER CLINICAL LAB		378	58	13%	436
ADVENT HEALTH CENTRA CARE - PORT ORANGE		29	403	93%	432
ETHOS WELLNESS PHARMACY		400	31	7%	431
AVECINA MEDICAL JULINGTON	1	240	189	44%	430
JACKSON MEMORIAL PERDUE MEDICAL CENTER		413	16	4%	429
ENZO CLINICAL LABS INC	2	411	16	4%	429
FORT MYERS INTERNAL MEDICINE, LLC		391	37	9%	428
SMA SPECIALTY MEDICAL LAB		115	311	73%	426
HEALTH CENTER AT BRENTWOOD	1	386	38	9%	425
Point of Care Testing	1	105	319	75%	425



# COVID-19: testing by laboratory

Data through Jan 3, 2021 verified as of Jan 4, 2021 at 09:25 AM

Data in this report are provisional and subject to change.

The numbers in the table below represent the number of Florida and non-Florida residents for whom test results were received by the Department of Health. A person can be tested by more than one laboratory and can have both positive and negative results. **Therefore, the sum of the numbers in each column will be larger than the total number of people tested.**

Reporting lab	Inconclusive	Negative	Positive	Percent positive	Total
THERADOC		152	273	64%	425
MYTEST DIAGNOSTICS		395	29	7%	424
PROHEALTH MEDICAL CLINIC		65	357	85%	422
READY RESPONDERS FLORIDA, PLLC		365	56	13%	421
COASTAL PHYSICIANS, LLC		303	118	28%	421
Good Samaritan Society Kissimmee Village		356	64	15%	420
GARCIA CLINICAL LABORATORY		28	392	93%	420
FLO-MEDILAB SERVICES LLC		186	233	56%	419
FOUNTAIN MANOR HEALTH AND REHAB CENTER	1	403	14	3%	418
ORLANDO HEALTH AND REHAB CENTER		382	35	8%	417
NEW PLANT CITY FAMILY CARE	1	221	193	47%	415
MINUTECLINIC LLC #7973		351	64	15%	415
SOUTHERN OAKS CARE CENTER	1	386	27	7%	414
LEHIGH REGIONAL MEDICAL CENTER LAB		371	42	10%	413
FLORIDA DEPT OF HEALTH IN BREVARD COUNTY	3	348	60	15%	411
MINUTECLINIC LLC #3671		366	44	11%	410
HENDRY REGIONAL MEDICAL CENTER CLINICAL LABORATORY		290	119	29%	409
THE PRESERVE		405	4	1%	409
VETERANS AFFAIRS MEDICAL CENTER		40	368	90%	408
PALM GARDEN OF JACKSONVILLE	2	350	55	14%	407
MINUTECLINIC LLC #7225		352	55	14%	407
MINUTECLINIC LLC #4024		346	59	15%	405
LAUDERDALE NURSING CENTER LLC	1	389	14	3%	404
VALENCIA HILLS HEALTH AND REHABILITATION CENTER		394	8	2%	402
MINUTECLNIC LLC		356	45	11%	401
ADVENT HEALTH CENTRA CARE - WINTER PARK		260	139	35%	399
XYZ LABORATORY	3	360	36	9%	399
NCH HEALTHCARE BONITA		291	108	27%	399
HILLCREST HEALTH CARE & REHABILITATION CENTER		390	8	2%	398
TIDE LABORATORIES		356	42	11%	398
MIDWAY SPECIATLY CARE CENTER		247	150	38%	397
Q ANSWER LAB	1	364	32	8%	397
MINUTECLINIC LLC #476		335	62	16%	397
SPECTOR SCIENTIFIC LAB	1	188	206	52%	395
MINI ER AND URGENT CARE		289	105	27%	394
THE PALACE AT HOMESTEAD	1	379	13	3%	393
HARTS HARBOR HEALTH CARE CENTER		381	11	3%	392
INTERLACHEN PEDIATRICS PA		373	19	5%	392
The Manor at Blue Water Bay		346	45	12%	391
MINUTECLINIC, LLC #3204		317	74	19%	391
PRIMARY CARE SERVICES AT ST ANDREWS ESTATES		390			390
Williston Care Center		361	28	7%	389
BARBER		13	376	97%	389
MINUTECLINIC LLC #3285		338	51	13%	389
MANOR AT CARPENTERS		364	24	6%	388
Crestview Rehabilitation Center	3	261	123	32%	387
MOORINGS PARK INSTITUTE, INC, THE		374	12	3%	386

# COVID-19: testing by laboratory

Data through Jan 3, 2021 verified as of Jan 4, 2021 at 09:25 AM

Data in this report are provisional and subject to change.

The numbers in the table below represent the number of Florida and non-Florida residents for whom test results were received by the Department of Health. A person can be tested by more than one laboratory and can have both positive and negative results. **Therefore, the sum of the numbers in each column will be larger than the total number of people tested.**

Reporting lab	Inconclusive	Negative	Positive	Percent positive	Total
J AND G MEDICAL GROUP LLC		325	59	15%	384
MINUTECLINIC LLC #3257		307	75	20%	382
WILLOW BROOKE COURT AT INDIAN RIVER ESTATES		345	37	10%	382
PENSACOLA PEDIATRICS	1	252	128	34%	381
NEW YORK PRESBYTERIAN - CUMC CLINICAL		362	17	4%	379
WHOLE FAMILY HEALTH CENTER INC		307	71	19%	378
ST ANDREWS BAY SKILLED NURSING &		352	25	7%	377
WEST GABLES HEALTH CARE CENTER		367	9	2%	376
CYPRESS VILLAGE		365	11	3%	376
CLIFFORD CHESTER SIMS STATE VETERANS		370	6	2%	376
BAYA PHARMACY WEST		8	368	98%	376
LIFE CARE CENTER OF PENSACOLA		353	21	6%	374
MEDONE URGENT CARE CENTER		149	222	60%	371
URGENT CARE BETHESDA	1	318	52	14%	371
Colonial Lakes Health Care		364	6	2%	370
MEDONE URGENT CARE AT ST. AUGUSTINE		111	259	70%	370
HENDRY REGIONAL MEDICAL CENTER		107	263	71%	370
DOCTORS CENTER,THE		292	78	21%	370
NAVAL HOSPITAL - JACKSONVILLE		41	327	89%	368
PALM BAY HOSPITAL CLINICAL LABORATORY		199	169	46%	368
ADVENT HEALTH - TAMPA		148	217	59%	365
MINUTECLINIC LLC #3654		300	65	18%	365
SANTA ROSA CENTER FOR REHABILITATION AND HEALING		309	56	15%	365
Plantation Bay Rehabilitation Center		358	6	2%	364
GROWING TOGETHER PEDIATRICS LLC		335	28	8%	363
PARKLANDS FACILITY INC	4	349	6	2%	359
DOH - INDIAN RIVER		293	65	18%	358
PEDIATRICS OF CENTRAL FLORIDA PA	10	322	24	7%	356
SOLARIS HEALTHCARE CHARLOTTE HARBOR		335	21	6%	356
PALM GARDEN OF TAMPA		351	4	1%	355
INFORM DIAGNOSTICS		349	6	2%	355
NCHMD, INC SOUTHEAST IMMEDIATE CARE		261	93	26%	354
FAIR HAVENS CENTER, OPCO		349	5	1%	354
BALDWIN PEDIATRICS	1	332	18	5%	351
CATALYST WALK IN CLINIC		267	83	24%	350
VETERANS AFFAIRS MEDICAL CENTER - GAINESVILLE		2	348	99%	350
ADVENT HEALTH CENTRA CARE - LAKE MARY	2	99	249	71%	350
BAYSHORE DIAGNOSTICS		309	40	11%	349
NORTH FLORIDA PEDIATRICS PA		300	48	14%	348
SANFORD LABORATORIES		325	23	7%	348
UR MEDICINE LABS- CENTRAL LABORATORY		332	15	4%	347
PALM GARDEN OF OCALA		330	16	5%	346
HERON POINTE HEALTH AND REHABILITATION	1	344			345
CITY MEDICAL OF NEW JERSEY, PC		314	31	9%	345
FAMILY HEALTH CENTERS OF SWF LABS	2	286	56	16%	344
HARBOUR HEALTH CENTER		336	7	2%	343
MY CLINICAL LAB		224	118	35%	342



# COVID-19: testing by laboratory

Data through Jan 3, 2021 verified as of Jan 4, 2021 at 09:25 AM

Data in this report are provisional and subject to change.

The numbers in the table below represent the number of Florida and non-Florida residents for whom test results were received by the Department of Health. A person can be tested by more than one laboratory and can have both positive and negative results. **Therefore, the sum of the numbers in each column will be larger than the total number of people tested.**

Reporting lab	Inconclusive	Negative	Positive	Percent positive	Total
KETAMINE HEALTH CENTERS LLC		315	27	8%	342
VILLAGE AT VIENNA SQUARE,THE	6	329	5	1%	340
SELECT REFERENCE LABORATORIES, LLC	1	326	12	4%	339
MINUTECLINIC LLC #4201		299	39	12%	338
NSPIRE HEALTHCARE MIAMI LAKES	3	325	9	3%	337
GENESIS DIAGNOSTICS		234	102	30%	336
INDIAN RIVER CTR, LLC		305	30	9%	335
NORTH FLORIDA REHABILITATION & SPECIALTY CARE		332	3	1%	335
MAYFLOWER ASSISTED LIVING		333	2	1%	335
CORAL BAY HEALTHCARE AND REHABILITATION	1	328	5	1%	334
CRUCIAL CARE EMERGENCY MEDICINE DOCTORS		273	61	18%	334
SIPARADIGM, DIAGNOSTIC INFORMATICS		273	60	18%	333
GOLDEN GATE FAMILY CLINIC		83	250	75%	333
MINUTECLINIC LLC #5216		271	61	18%	332
LITTLE PINE PEDIATRICS		213	118	36%	331
VRL EUROFINs		320	10	3%	330
Stacey Health Care Centers Inc. dba Riverside Care Center		307	23	7%	330
PHYSICIANS PRIMARY CARE LAB		289	41	12%	330
ADVENT HEALTH CENTRA CARE - LEESBURG		13	317	96%	330
ADVENTHEALTH MEDICAL GROUP PROMPT CARE		240	89	27%	329
TREASURE COAST COMMUNITY HEALTH	3	287	39	12%	329
RICARDO NAVARRO DO PA		295	34	10%	329
PEDIATRIC HEALTHCARE ALLIANCE PA		301	28	9%	329
ARCPOINTS LABS		294	35	11%	329
FERNANDINA BEACH REHAB AND NURSING	1	325	3	1%	329
FIU-HEALTH AUXILIARY LABORATORY		302	26	8%	328
MAIN STREET MEDICAL CENTER		39	289	88%	328
NORTH PINELLAS STATMED QUICK QUALITY CLINICS		236	92	28%	328
MANOR CARE HEALTH SERVICES - FT MYERS		316	10	3%	326
TRI-COUNTY NURSING AND REHABILITATION CENTER INC		311	15	5%	326
USAFSAM/PHE		173	150	46%	323
CITRUS NURSING CENTER LLC		307	15	5%	322
BOND AND STEELE CLINIC PA		188	132	41%	320
ABBAY DELRAY		315	3	1%	318
MIDWAY SPECIALTY CARE CENTER	3	202	113	36%	318
LPG COCONUT POINT		259	58	18%	317
MINUTECLINIC LLC #3648		248	69	22%	317
SIGNATURE HEALTHCARE OF BROOKWOOD GARDENS		314	1	0%	315
CORE DIAGNOSTIC LABORATORIES LLC		236	79	25%	315
APP-UNIPATH, LLC	2	301	12	4%	315
FLORIDA HOSPITAL MEDICAL GROUP		244	70	22%	314
Ocala Health and Rehabilitation Center		304	10	3%	314
RUSKIN HEALTH CENTER		205	109	35%	314
GENESIS MEDICAL LABORATORY MIAMI FL.		83	229	73%	312
FLORIDA HOSPITAL WAUCHULA		209	103	33%	312
BLOUNTSTOWN REHABILITATION CENTER LLC		217	95	30%	312
PALMS OF SEBRING		292	18	6%	310

# COVID-19: testing by laboratory

Data through Jan 3, 2021 verified as of Jan 4, 2021 at 09:25 AM

Data in this report are provisional and subject to change.

The numbers in the table below represent the number of Florida and non-Florida residents for whom test results were received by the Department of Health. A person can be tested by more than one laboratory and can have both positive and negative results. **Therefore, the sum of the numbers in each column will be larger than the total number of people tested.**

Reporting lab	Inconclusive	Negative	Positive	Percent positive	Total
FLAGLER COUNTY HEALTH DEPARTMENT		266	43	14%	309
MANOR OAKS NURSING & REHAB CENTER	2	306	1	0%	309
EAST LAKE PEDIATRICS		251	57	19%	308
MEDSCAN LABORATORY INC	1	161	145	47%	307
MEDEXPRESS LUTZ		3	302	99%	305
MINUTECLINIC LLC, #10357		304	1	0%	305
CORAL TRACE HEALTH CARE☐	1	299	5	2%	305
ORLANDO HEALTH CENTER FOR REHABILITATION		297	7	2%	304
MEDICAL CENTER CLINIC-IMMEDIATE CARE	1	253	50	16%	304
VITAS HEALTHCARE CORP OF CENTRAL FL		296	6	2%	302
MINUTECLINIC LLC # 7933		257	45	15%	302
Palmetto Subacute Care Center		294	7	2%	301
CHILDRENS MEDICAL ASSOCIATION		279	22	7%	301
CONSULATE HEALTH CARE OF BAYONET POINT	3	293	5	2%	301
BAPTIST PRIMARY CARE	2	238	60	20%	300
AMERICA'S PHARMACY LLC		263	37	12%	300
FLORIDA GULF COAST UNIVERSITY		151	149	50%	300
HAINES CITY REHABILITATION AND NURSING CENTER		285	13	4%	298
ADVENT HEALTH CENTRA CARE - PALM COAST		41	257	86%	298
ADVENT HEALTH CENTRA CARE - TITUSVILLE		56	241	81%	297
CLARIDGE HOUSE NURSING CENTER		281	15	5%	296
ORCHARD PARK HEALTH & REHABILITATION		294	2	1%	296
ASAP LAB LLC		198	98	33%	296
BUENA VISTA URGENT CARE		264	32	11%	296
24 HOUR PEDIATRIC CARE CENTER	1	268	26	9%	295
Life Care Center of Ocala		277	16	5%	293
CAPE CANAVERAL HOSPITAL		151	141	48%	292
Life Care Center at Wells Crossing		276	15	5%	291
NORTHWEST MEDICAL CENTER CLINICAL LABORATORY		175	116	40%	291
AUBURN UNIVERSITY MEDICAL CLINIC		227	62	21%	289
FLORIDA DEPARTMENT OF HEALTH CLAY COUNTY	1	206	82	28%	289
DELTONA HEALTH CARE		266	23	8%	289
PHYSICIANS STAT LAB INC		242	45	16%	287
CARENOW URGENT CARE – FORT PIERCE		177	110	38%	287
LIFEBRITE	1	118	168	59%	287
SPECIALTY HEALTH AND REHABILITATION CENTER		260	24	8%	284
DBI HEALTH INC		273	11	4%	284
SPRING HILL HEALTH AND REHABILITATION CENTER		271	13	5%	284
MINUTECLINIC LLC #1815		256	27	10%	283
VETERANS AFFAIRS MEDICAL CENTER - LAKE CITY		52	231	82%	283
BOCA BIOLISTICS REFERENCE LABORATORY	2	185	95	34%	282
LAKELAND REGIONAL HEALTH SYSTEMS INC		16	266	94%	282
VITAS LUTHERAN TOWERS INPATIENT PROGRAM		265	16	6%	281
URGENT CARE OF THE PALM BEACHES		3	278	99%	281
BIOCEPT		264	16	6%	280
PALM GARDEN OF GAINESVILLE	2	275	2	1%	279
BUFFALO CROSSING HEALTHCARE & REHABILITATION CTR		269	9	3%	278

# COVID-19: testing by laboratory

Data through Jan 3, 2021 verified as of Jan 4, 2021 at 09:25 AM

Data in this report are provisional and subject to change.

The numbers in the table below represent the number of Florida and non-Florida residents for whom test results were received by the Department of Health. A person can be tested by more than one laboratory and can have both positive and negative results. **Therefore, the sum of the numbers in each column will be larger than the total number of people tested.**

Reporting lab	Inconclusive	Negative	Positive	Percent positive	Total
PRUITT HEALTH-SANTA ROSA		275	2	1%	277
FLORIDA HOSPITAL HEARTLAND MED CTR LAKE PLACID		205	72	26%	277
MINUTECLINIC LLC #5924		223	54	19%	277
PHYSICIANS REGIONAL WALK-IN		184	92	33%	276
MEDFAST URGENT CARE CENTERS		8	268	97%	276
Quest Diag Unspecifd		177	98	36%	275
MINUTECLINIC LLC #8381		219	56	20%	275
BENTON PEDIATRICS INC		250	23	8%	273
WESTCHESTER GARDENS LIMITED PARTNERSHIP		268	5	2%	273
ROLLINS COLLEGE WELLNESS CENTER		130	142	52%	272
SUWANNEE HEALTH AND REHABILITATION CENTER		267	5	2%	272
Manatee Springs Rehabilitation and Nursing Center		255	15	6%	270
HALIFAX MEDICAL CENTER-PORT ORANGE LAB		229	41	15%	270
HEALTH CENTRAL PARK		218	51	19%	269
MEDFAST URGENT CARE CENTER		82	187	70%	269
MINUTECLINIC, LLC #3245		193	76	28%	269
GOOD SAMARITAN SOCIETY-DAYTONA		263	5	2%	268
BRIDGEWATER PARK HEALTH AND REHAB		257	11	4%	268
MINUTECLINIC LLC #4612		210	58	22%	268
AVELLINO LAB USA, INC	1	257	9	3%	267
SPRINGTREE REHAB & HEALTH CARE CENTER		257	10	4%	267
Cypress Cove Care Center		174	93	35%	267
AFC URGENT CARE SEMINOLE			266	100%	266
LIFE CARE PONTE VEDRA INC		261	4	2%	265
AURORA DIAGNOSTICS BERNHARDT LABORATORIES PATHOLOGY SERVICE		190	75	28%	265
BOCA GRANDE HEALTH CLINIC		248	16	6%	264
Timberidge Center for Rehabilitation and Healing		241	23	9%	264
BAY VILLAGE OF SARASOTA INC		261	2	1%	263
SHORE ACRES CARE CENTER		255	8	3%	263
BREVARD HEALTH ALLIANCE		116	145	56%	261
CLIFFORD CHESTER SIMS VA NURSING HOME		251	9	3%	260
GANDY CROSSING CARE CENTER	1	247	12	5%	260
TELESCOPE HEALTH LLC	3	198	59	23%	260
CONSULATE HEALTHCARE OF KISSIMMEE		247	12	5%	259
SOLARIS HEALTHCARE OSCEOLA		254	5	2%	259
FLORIDA WOMAN CARE LABORATORY LLC		232	26	10%	258
MANOR CARE NURSING CENTER OF SARASOTA FL LLC		252	5	2%	257
HOMESTEAD MANOR	2	215	40	16%	257
BROOKSVILLE HEALTHCARE CENTER LLC		256	1	0%	257
MINUTECLINIC LLC #1807		210	47	18%	257
HOPE HOSPICE AND COMMUNITY SERVICES INC	9	242	6	2%	257
MICHAEL A MIDDLETON MD PA		247	8	3%	255
MANORCARE HEALTH SERVICES - VENICE		207	48	19%	255
AVENTURA REHAB AND NURSING CENTER		251	4	2%	255
EAST LAKE PEDIATRICS PA		233	21	8%	254
VILLAGE DOCTORS FAMILY MEDICAL CENTER OF		202	52	20%	254
FAIRWAY OAKS CENTER LLC	6	243	5	2%	254

# COVID-19: testing by laboratory

Data through Jan 3, 2021 verified as of Jan 4, 2021 at 09:25 AM

Data in this report are provisional and subject to change.

The numbers in the table below represent the number of Florida and non-Florida residents for whom test results were received by the Department of Health. A person can be tested by more than one laboratory and can have both positive and negative results. **Therefore, the sum of the numbers in each column will be larger than the total number of people tested.**

Reporting lab	Inconclusive	Negative	Positive	Percent positive	Total
Solaris HealthCare Windermere		248	6	2%	254
QUALITOX LABORATORIES		105	149	59%	254
ASCEND CLINICAL	2	232	20	8%	254
KEY WEST HEALTH AND REHAB	1	247	5	2%	253
ST JUDE CHILDREN'S RESEARCH HOSPITAL		239	13	5%	252
JACKSONVILLE BEACH PEDIATRIC CARE CENTER☐		223	27	11%	250
LabCorp (Non-Interfaced)	1	109	139	56%	249
AMERICAN FAMILY CARE PENSACOLA WEST		1	248	100%	249
Premier Place at The Glenview		242	7	3%	249
CONSULATE HEALTH CARE OF SAFETY HARBOR		244	3	1%	247
HEALTHY STEPS PEDIATRICS		220	27	11%	247
ROSEWOOD HEALTH AND REHABILITATION CENTER		241	6	2%	247
SABAL PALMS HEALTH AND REHAB		204	43	17%	247
OCEAN VIEW NURSING AND REHAB CENTER		237	10	4%	247
MARTIN MEMORIAL MEDICAL CENTER LAB		128	118	48%	246
CHILDRENS MEDICAL ASSOCIATION PA		220	26	11%	246
SHELL POINT VILLAGE MEDICAL CENTER		246			246
Marshall Health and Rehabilitation Center		243	2	1%	245
HARDEE MANOR HEALTH CARE CENTER	1	241	2	1%	244
SIGNATURE HEALTHCARE OF NORTH FLORIDA		242	2	1%	244
ADVENT HEALTH CENTRA CARE - ORMOND BEACH		98	146	60%	244
EXPRESS URGENT CARE LLC		1	243	100%	244
SOLARIS HEALTHCARE PARKWAY	1	240	3	1%	244
STARKE FAMILY MEDICAL CENTER		195	49	20%	244
FIRST QUALITY LABORATORY		226	17	7%	243
AFC URGENT CARE CLEARWATER		104	139	57%	243
ROSEWOOD HEALTHCARE & REHABILITATION CENTER		239	4	2%	243
SEA BREEZE REHAB AND NURSING CENTER☐		239	4	2%	243
LAKE EUSTIS HEALTH AND REHABILITATION CENTER		239	3	1%	242
FL HUD DESTIN, LLC D/B/A GRAND BOULEVARD HEALTH		209	33	14%	242
GOOD SAMARITAN CARES		236	5	2%	241
AFC URGENT CARE FAMILY CARE			240	100%	240
renaissance health and rehabilitation center		234	6	3%	240
Bayside Care Center	1	225	13	5%	239
MINUTECLINIC, LLC #5817		198	41	17%	239
ADVENT HEALTH CENTRA CARE - ALTAMONTE SPRINGS		145	94	39%	239
AFC URGENT CARE TYRONE		2	237	99%	239
KISSIMMEE FACILITY OPERATIONS LLC		232	7	3%	239
BROWARD NURSING & REHABILITATION CTR	8	228	2	1%	238
DIAMOND RIDGE HEALTH AND REHABILITATION CENTER		222	15	6%	237
ELLENTON PEDIATRICS		220	17	7%	237
MINUTECLINIC LLC #3236		212	25	11%	237
ADVENT HEALTH CENTRA CARE - UNIVERSITY	1	95	140	59%	236
HEATHER HILL HEALTHCARE CENTER		197	39	17%	236
PERSONALIZED GENETIC TESTING	1	142	92	39%	235
Glades West Rehabilitation and Nursing Center		231	4	2%	235
MALABAR/ADVENT CENTRA CARE		47	188	80%	235



# COVID-19: testing by laboratory

Data through Jan 3, 2021 verified as of Jan 4, 2021 at 09:25 AM

Data in this report are provisional and subject to change.

The numbers in the table below represent the number of Florida and non-Florida residents for whom test results were received by the Department of Health. A person can be tested by more than one laboratory and can have both positive and negative results. **Therefore, the sum of the numbers in each column will be larger than the total number of people tested.**

Reporting lab	Inconclusive	Negative	Positive	Percent positive	Total
STEWARD ROCKLEDGE HOSPITAL		178	57	24%	235
PALM GARDEN OF CLEARWATER		217	17	7%	234
MEMPHIS PATHOLOGY LABORATORY	4	212	17	7%	233
SOLARIS HEALTHCARE DAYTONA	1	227	5	2%	233
LOOP PEDIATRICS PA		204	28	12%	232
Vi at Lakeside Village Skilled Nursing		229	3	1%	232
REGENTS PARK AT AVENTURA		221	11	5%	232
OSPREY LODGE		219	12	5%	231
Fernandina Beach Rehabilitation and Nursing Center		230	1	0%	231
TAMARAC REHABILITATION & HEALTH CENTER		231			231
Bay Breeze Senior Living and Rehabilitation Center		181	50	22%	231
PruittHealth Santa Rosa		195	35	15%	230
ROSEN MEDICAL CENTER		205	25	11%	230
ARCHER HEALTH VENTURES, LLC		205	25	11%	230
OAK HAMMOCK AT THE UNIVERSITY OF FLORIDA		223	6	3%	229
THE PALACE MANAGEMENT - THE PALACE AT CORAL GABLES		229			229
ADVENT HEALTH CENTRA CARE - COLONIAL TOWN	1	175	51	22%	227
PruittHealth Panama City	1	207	19	8%	227
BEAR CREEK NURSING CENTER		223	2	1%	225
LAKE PARK OF MADISON		221	4	2%	225
LEHIGH VALLEY GENOMICS			224	100%	224
Destin Healthcare and Rehabilitation Center	1	217	5	2%	223
BAY TREE CARE AND REHABILITATION CENTER		197	26	12%	223
LYNN HAVEN SPORTS COMPLEX-WALKON CLINIC		20	203	91%	223
HARBOURWOOD	1	217	4	2%	222
LUTHERAN HAVEN		219	3	1%	222
ER QUICKCARE PL		182	39	18%	221
MANDARIN PEDIATRICS		209	12	5%	221
DIAMOND RIDGE HEALTH AND REHABILITATION		209	12	5%	221
FLORIDA DEPARTMENT OF HEALTH		193	27	12%	220
MINUTECLINIC LLC #3748		176	44	20%	220
BUREAU OF CLINICAL LABORATORIES		183	37	17%	220
DAVID SCOTT MADWAR MD PA□		201	19	9%	220
Boynton Beach Rehabilitation Center	2	213	4	2%	219
LAKE PORT SQUARE		200	17	8%	217
MEDIPATH		10	207	95%	217
CHIPOLA HEALTH AND REHAB		206	11	5%	217
THE MANOR AT CARPENTERS		185	32	15%	217
TERRACES OF LAKE WORTH CARE CENTER□		216	1	0%	217
PROTEUS MOLECULAR AND CLINICAL LAB	1	144	71	33%	216
ST. CLOUD REGIONAL MEDICAL CENTER		199	17	8%	216
TUSKAWILLA NURSING AND REHAB CENTER	2	208	5	2%	215
RULEME CENTER	2	205	8	4%	215
GATEWAY/ADVENT CENTRA CARE	1	24	189	88%	214
ST JAMES HEALTH AND REHABILITATION CENTER		187	26	12%	213
Consulate Health Care of North Fort Myers		203	9	4%	212
POCONO MEDICAL CENTER		212			212

# COVID-19: testing by laboratory

Data through Jan 3, 2021 verified as of Jan 4, 2021 at 09:25 AM

Data in this report are provisional and subject to change.

The numbers in the table below represent the number of Florida and non-Florida residents for whom test results were received by the Department of Health. A person can be tested by more than one laboratory and can have both positive and negative results. **Therefore, the sum of the numbers in each column will be larger than the total number of people tested.**

Reporting lab	Inconclusive	Negative	Positive	Percent positive	Total
Sunset Point Center		210	2	1%	212
PCB CLINIC		167	45	21%	212
SERENADES IN THE VILLAGES		171	40	19%	211
SUNRISE DIAGNOSTIC LABORATORY		158	53	25%	211
BLOCK, NATION, CHASE, AND SMOLEN FAMILY MEDICINE		157	54	26%	211
CALHOUN LIBERTY HOSPITAL		145	65	31%	210
CLERMONT HEALTH AND REHABILITATION CENTER		202	8	4%	210
PARKS HEALTHCARE & REHABILITATION CTR	4	205	1	0%	210
CONSULATE HEALTH CARE OF WINTER HAVEN		209	1	0%	210
REDI MED LLC		129	81	39%	210
ADVENT HEALTH CENTRA CARE		104	106	50%	210
THE PALACE NURSING AND REHABILITATION CENTER		209			209
SPRINGS AT BOCA CIEGA BAY,THE		201	7	3%	208
PALM GARDEN OF AVENTURA		206	1	0%	207
TGH		1	206	100%	207
Heritage Healthcare at Tallahassee		205	2	1%	207
Taylor Care Center		203	3	1%	206
TIERRA PINES CENTER		197	9	4%	206
HOMESTEAD VILLAGE		201	3	1%	204
SAMANTHA WILSON CARE CENTER		197	7	3%	204
EDGEWATER AT WATERMAN VILLAGE,THE		193	10	5%	203
PALM GARDEN OF ORLANDO		184	19	9%	203
POLK COUNTY HEALTH DEPARTMENT		178	24	12%	202
ELMHURST HOSPITAL CENTER	1	192	9	4%	202
PEDIATRICS IN BREVARD PA		188	14	7%	202
FULGENT GENETICS	2	162	38	19%	202
HEALTH FIRST - HOLMES REGIONAL MEDICAL CENTER		32	170	84%	202
DOCTORS MEMORIAL FAMILY MEDICINE	2	137	62	31%	201
VAMC WEST PALM LAB		5	196	98%	201
Governors Creek Health and Rehabilitation	1	198	2	1%	201
ORCHARD RIDGE CARE AND REHABILITATION CENTER		199	1	1%	200
BAYA POINTE NURSING AND REHABILITATION		118	82	41%	200
SUN COUNTRY PEDIATRICS PLLC	6	178	16	8%	200
FLORIDA CLINICAL LABORATORY-BIOREFERENCE LABORATORIES		64	135	68%	199
W FRANK WELLS NURSING HOME		173	26	13%	199
GRAND COURT TAMPA		198	1	1%	199
ABBOTT LABORATORIES		142	57	29%	199
ORANGE COUNTY HEALTH DEPT		191	8	4%	199
BROOKDALE PALMER RANCH	1	170	27	14%	198
DEPARTMENT OF HEALTH & HUMAN SERVICES		198			198
PATHGROUP LABS LLC		94	104	53%	198
PEDIATRIC HEALTH CARE ALLIANCE, PA		180	18	9%	198
MEDIQUICK URGENT CARE CENTERS INC		62	135	69%	197
MINUTECLINIC LLC #3255		159	38	19%	197
JACKSON PLAZA NURSING & REHAB CENTER		195	2	1%	197
MIAMI JEWISH HEALTH SYSTEMS, INC	1	188	7	4%	196
HARDEE COUNTY HEALTH DEPARTMENT		157	39	20%	196



# COVID-19: testing by laboratory

Data through Jan 3, 2021 verified as of Jan 4, 2021 at 09:25 AM

Data in this report are provisional and subject to change.

The numbers in the table below represent the number of Florida and non-Florida residents for whom test results were received by the Department of Health. A person can be tested by more than one laboratory and can have both positive and negative results. **Therefore, the sum of the numbers in each column will be larger than the total number of people tested.**

Reporting lab	Inconclusive	Negative	Positive	Percent positive	Total
CARENOW	2	105	88	45%	195
GLENRIDGE ON PALMER RANCH,THE		189	6	3%	195
USA HEALTH UNIVERSITY HOSPITAL CLINICAL LABORATORY	1	192	2	1%	195
SILVERCREST HEALTH AND REHABILITATION CENTER	3	186	6	3%	195
FELLOWSHIP HOME AT THE FAIRWAY LLC		191	3	2%	194
VIERA HOSPITAL, INC		144	50	26%	194
TALLAHASSEE NHHI LLC		193	1	1%	194
MINUTECLINIC LLC #1350		159	34	18%	193
SABAL DIRECT PRIMARY CARE, PA		163	30	16%	193
SERANADES BY SONATA WEST ORANGE		172	21	11%	193
ADVENT HEALTH - CARROLLWOOD	4	166	22	11%	192
ASSOCIATESMD MEDICAL GROUP INC		159	33	17%	192
SOLARIS HEALTHCARE MERRITT ISLAND		173	19	10%	192
MOLECULAR TESTING LABS		156	36	19%	192
Chatsworth at PGA National, LLC		187	5	3%	192
MEDICAL CENTER OF DELTONA, INC		147	44	23%	191
WESTWOOD HEALTHCARE SNF		163	28	15%	191
Solaris Healthcare Coconut Creek		189	2	1%	191
TRENTON MEDICAL CENTER INC DBA PALMS MEDICAL GROUP	4	140	46	24%	190
HAVEN OF OUR LADY OF PEACE INC		185	5	3%	190
SIGNATURE HEALTHCARE AT THE COURTYARD		144	46	24%	190
SILVER CREEK SENIOR LIVING COMMUNITY		188	1	1%	189
ManorCare Health Services-Palm Harbor		189			189
Bayside Health and Rehabilitation		164	24	13%	188
Lake Port Square Health Center		177	11	6%	188
WOMEN'S CARE FLORIDA LABORATORY		183	5	3%	188
HEALTH LINK DIAGNOSTIC LABORATORIES		182	6	3%	188
CARRINGTON PLACE OF ST PETE LLC		187	1	1%	188
AFC URGENT CARE		52	136	72%	188
RIVERS FAMILY MEDICINE PA		143	44	24%	187
PLANTATION NURSING & REHAB CENTER		186			186
San Jose Health & Reabilitation		186			186
NEO GENOMICS - FORT MYERS	1	179	5	3%	185
OCALA FAMILY MEDICAL CENTER INC	1	147	36	20%	184
EPN URGENT CARE		43	141	77%	184
SOLARIS SENIOR LIVING VERO BEACH		179	5	3%	184
ST. JAMES BAY HEALTH AND REHABILITATION CENTER		183	1	1%	184
CRONOS CLINICAL LABORATORY	9	125	50	27%	184
CARITHERS PEDIATRIC GROUP		161	23	13%	184
Life Care Center of Punta Gorda	1	175	8	4%	184
HEARTLAND PEDIATRICS OF LAKE WALES		162	22	12%	184
Nspire Health Care Kendall		173	10	5%	183
ADVENT HEALTH CENTRA CARE - WESLEY CHAPEL		13	170	93%	183
VILLAGE DOCTORS OF KEYSTONE		136	46	25%	182
BROOKDALE FORT MYERS CYPRESS LAKE		179	1	1%	180
MINUTECLINIC LLC #3637		121	59	33%	180
CENTRA CARE – AZALEA PARK		98	82	46%	180

# COVID-19: testing by laboratory

Data through Jan 3, 2021 verified as of Jan 4, 2021 at 09:25 AM

Data in this report are provisional and subject to change.

The numbers in the table below represent the number of Florida and non-Florida residents for whom test results were received by the Department of Health. A person can be tested by more than one laboratory and can have both positive and negative results. **Therefore, the sum of the numbers in each column will be larger than the total number of people tested.**

Reporting lab	Inconclusive	Negative	Positive	Percent positive	Total
DIGNITY HEALING, LLC		168	11	6%	179
LITTLE PINE PEDIATRICS PLLC		147	32	18%	179
LONGWOOD FAMILY PRACTICE		141	37	21%	178
UNIVERSITY OF TAMPA STUDENT HEALTH AND SHC CLINICAL LABORATORY		45	133	75%	178
NADAL PEDIATRICS - VICTORIA STREET (3385)		150	27	15%	177
ACCURATE DIAGNOSTIC LABS, INC		167	9	5%	176
CONSULATE HEALTH CARE OF MELBOURNE		175	1	1%	176
SUPERIOR RESIDENCES OF PANAMA CITY BEACH		170	6	3%	176
BAYVIEW CENTER		173	2	1%	175
Heritage Park Rehabilitation & Healthcare		159	16	9%	175
MANOR CARE OF NAPLES FL LLC		173	2	1%	175
DXTERITY DIAGNOSTICS	1	170	4	2%	175
ADVENT HEALTH CENTRA CARE - DAYTONA BEACH		89	86	49%	175
PALM GARDEN OF WINTER HAVEN		160	14	8%	174
Consulate Health Care of St. Petersburg		174			174
NIGHT LITE PEDIATRICS WINTER GARDEN		144	29	17%	173
FINLAY CLINICAL LABORATORY INC		36	137	79%	173
COMMUNITY HEALTH AND REHABILITATION CENTER		149	24	14%	173
MEDICAL CONSULTANTS OF FLORIDA, LLC		144	29	17%	173
MEDICAL CONSULTANTS OF FLORIDA LLC	1	141	31	18%	173
BAPTIST HEALTH PRIMARY CARE	1	134	38	22%	173
ABBIEJEAN RUSSELL CARE CENTER☐		173			173
ARCPPOINT LABS OF ST PETERSBURG		117	56	32%	173
DIAGNOSTIC & CLINICAL CARE SERVICES INC DBA		144	29	17%	173
FORT PIERCE HEALTH CARE		172	1	1%	173
NSPIRE HEALTHCARE LAUDERHILL		167	5	3%	172
REHABILITATION CENTER OF LAKE CITY, THE		154	17	10%	171
VETERANS AFFAIRS MEDICAL CENTER - MIAMI			171	100%	171
FLORIDA DEPARTMENT OF HEALTH IN CALHOUN COUNTY		114	57	33%	171
OCEAN REEF MEDICAL CENTER		149	21	12%	170
ADVENT HEALTH CENTRA CARE - WINTER HAVEN	1	81	88	52%	170
Orchid Cove at Sarasota		169			169
AZALEA TRACE		158	11	7%	169
PALM GARDEN OF WEST PALM BEACH☐	1	155	13	8%	169
PANAMA CITY DEVELOPMENTAL CENTER☐		168			168
ADVENT HEALTH CENTRA CARE - CARROLLWOOD		4	164	98%	168
SOLARIS HEALTHCARE LAKE CITY		112	56	33%	168
INN AT ASTON GARDENS, THE		164	4	2%	168
Parkview Rehabilitation Center at Winter Park		164	3	2%	167
CARE ONE OF FLORIDA	1	112	53	32%	166
URGENT CARE OF THE PALM BEACHES, NORTH PALM BEACH			164	100%	164
ADVENT HEALTH CENTRA CARE - OVIEDO		63	101	62%	164
ADVENT HEALTH - ORLANDO		135	29	18%	164
PINES OF SARASOTA		163	1	1%	164
TRI COUNTY NURSING HOME		162	1	1%	163
BRADENTON HEALTH CARE		163			163
The Inn at Sarasota Bay Club		160	2	1%	162

# COVID-19: testing by laboratory

Data through Jan 3, 2021 verified as of Jan 4, 2021 at 09:25 AM

Data in this report are provisional and subject to change.

The numbers in the table below represent the number of Florida and non-Florida residents for whom test results were received by the Department of Health. A person can be tested by more than one laboratory and can have both positive and negative results. **Therefore, the sum of the numbers in each column will be larger than the total number of people tested.**

Reporting lab	Inconclusive	Negative	Positive	Percent positive	Total
WIREGRASS DIRECT PRIMARY CARE PLLC		137	25	15%	162
CORAL REEF NURSING & REHAB CENTER		161			161
Emory L Bennett State Veterans Nursing Home		159	2	1%	161
KEYSTONE REHAB		160			160
Consulate Healthcare of West Palm Beach		151	9	6%	160
HUNT CLUB PEDIATRIC ASSOCIATES, P.A.		138	22	14%	160
GREENBRIAR REHABILITATION AND NURSING CENTER	1	159			160
HOSPITAL FOR SPECIAL SURGERY		159	1	1%	160
AVECINA MOBILE		118	42	26%	160
CHAUTAUQUA REHABILITATION AND NURSING CENTER		150	9	6%	159
ARBOR FACILITY INC		158			158
SARNO EXTENDED HOURS		104	54	34%	158
WUESTHOFF REF LABORATORY			158	100%	158
PADDOCK RIDGE		153	3	2%	156
DOCTORS MEMORIAL HOSPITAL		44	112	72%	156
QUICK CARE MED		125	31	20%	156
Englewood Healthcare and Rehab		141	15	10%	156
LASER & SURGERY CENTER OF THE PALM BEACHES		155	1	1%	156
ADVENT HEALTH CENTRA CARE - TEMPLE TERRACE	1	96	58	37%	155
TIMBERRIDGE NURSING HOME & REHAB		123	32	21%	155
ALL SEASONS NAPLES LLC		153	2	1%	155
PRUITT HEALTH		153	2	1%	155
COCOA BEACH/ADVENT CENTRA		41	114	74%	155
Lakewood Nursing Center		140	15	10%	155
GOOD SAMARITAN CENTER		154	1	1%	155
WATERMARK LAKE POINTE WOODS LLC		139	15	10%	154
NORTH FLORIDA PEDIATRICS - MARIANNA		118	36	23%	154
PALMETTTO FACILITY INC	1	153			154
AMERICAN FINNISH NURSING HOME	1	151	2	1%	154
ATLANTIC SHORES NURSING AND REHAB CENTER		151	2	1%	153
ASTON GARDENS AT PELICAN MARSH		151	2	1%	153
SEMINOLE NURSING PAVILION		146	7	5%	153
OSPREY VILLAGE AT AMELIA ISLAND LTD		146	6	4%	152
ALLSOUTH URGENT CARE			152	100%	152
ST CATHERINE'S WEST REHABILITATION HOSPITAL		150	2	1%	152
BRENTWOOD RETIREMENT COMMUNITY	3	135	14	9%	152
ORLANDO HEALTH EMERGENCY DEPARTMENT		141	10	7%	151
FLORIDA KEYS PEDIATRICS & ADOLESCENT CENTER		144	7	5%	151
SAINTS 120 LLC	1	117	33	22%	151
DIAMOND RIDGE		147	3	2%	150
AMBULATORY SURGERY CENTER OF BOCA RATON LTD		149	1	1%	150
FAWCETT MEMORIAL HOSPITAL-LAB		39	111	74%	150
PRECISION HEALTH RESOURCES, LLC	1	133	15	10%	149
OAKBROOK HEALTH AND REHABILITATION CENTER	1	148			149
CITRUS HEALTH AND REHAB		128	20	14%	148
EVENT MED SERVICES LABORATORY		144	3	2%	147
COLONY CLUB ALF,THE		136	10	7%	146

# COVID-19: testing by laboratory

Data through Jan 3, 2021 verified as of Jan 4, 2021 at 09:25 AM

Data in this report are provisional and subject to change.

The numbers in the table below represent the number of Florida and non-Florida residents for whom test results were received by the Department of Health. A person can be tested by more than one laboratory and can have both positive and negative results. **Therefore, the sum of the numbers in each column will be larger than the total number of people tested.**

Reporting lab	Inconclusive	Negative	Positive	Percent positive	Total
FLORIDA HEALTH CARE PLAN INC		2	144	99%	146
ADVENT HEALTH CENTRA CARE - ST. CLOUD		131	15	10%	146
NATIONS BEST FAMILY HEALTH CARE		69	77	53%	146
FAMILY CARE PARTNERS OF NORTHEAST FLORIDA LLC		92	53	37%	145
REGENCY CARE OF BLOUNTSTOWN LLC		135	10	7%	145
LAB CORP	1	88	56	39%	145
SUNLAND MARIANNA COX MEDICAL CENTER		122	22	15%	144
GENE BY GENE		61	83	58%	144
EDGEWOOD NURSING CENTER		142	2	1%	144
GOLD CHOICE SENIOR COMMUNITIES		103	40	28%	143
ATLANTIC URGENT CARE		98	45	31%	143
CONEY ISLAND HOSPITAL		140	3	2%	143
Quail Run Health Care Center		143			143
UCC - WELLINGTON			143	100%	143
JEFFERY WEINZWEIG		2	141	99%	143
FIRST CHOICE PEDIATRICS		99	43	30%	142
ORANGE BLOSSOM FAMILY HEALTH		133	9	6%	142
SANDBAY URGENT CARE		110	31	22%	141
CAREMED CLINIC LLC		83	57	41%	140
COLOR GENOMICS, INC.	1	137	2	1%	140
URGENT CARE EXPRESS LLC			140	100%	140
CENTERSTONE OF FLORIDA☐		132	7	5%	139
TARPON POINT NURSING AND REHABILITATION CENTER		139			139
MEADOWCREST FAMILY PHYSICIANS		92	47	34%	139
PALM BEACH COUNTY HEALTH DEPT LAB	3	131	5	4%	139
ARCADIA HEALTH AND REHABILITATION CENTER		100	38	28%	138
AMERICAN RESEARCH LABS		7	131	95%	138
ANCIENT CITY PEDIATRICS		132	6	4%	138
SOUTHWEST ORLANDO FAMILY MEDICINE, PL		112	26	19%	138
AMERICAN PATHOLOGY PARTNERS		136	2	1%	138
HOLIDAY CVS LLC DBA CVS/PHARMACY #0440		134	3	2%	137
PPC-LAB EDI ORCHARD BI		129	8	6%	137
ARDEN COURTS OF LARGO FL, LLC		128	9	7%	137
TRINITY REGIONAL REHAB CENTER		128	9	7%	137
MANOR AT BLUEWATER BAY		131	6	4%	137
Rehabilitation Center for Park Place LLC		135	2	1%	137
CAYUGA MEDICAL CENTER AT ITHACA		134	3	2%	137
WRIGHTS HEALTH CARE AND REHABILITATION CENTER		108	29	21%	137
PORT ST LUCIE REHABILITATION AND HEALTHCARE		98	38	28%	136
BENDERSON FAMILY SKILLED NURSING AND☐		123	13	10%	136
PIONEER CLINICAL LAB, LLC		104	32	24%	136
VENICE REGIONAL BAYFRONT HEALTH (PULMONARY)		126	10	7%	136
ROSECASTLE OF ZEPHRHILLS		134	2	1%	136
PAVILION FOR HEALTHCARE, THE		136			136
REFUAH HEALTH CENTER LABORATORY		131	4	3%	135
CANTERFIELD OF OCALA, LLC		133	2	1%	135
GOOD SAMARITAN SOCIETY OF DELAND		126	9	7%	135

# COVID-19: testing by laboratory

Data through Jan 3, 2021 verified as of Jan 4, 2021 at 09:25 AM

Data in this report are provisional and subject to change.

The numbers in the table below represent the number of Florida and non-Florida residents for whom test results were received by the Department of Health. A person can be tested by more than one laboratory and can have both positive and negative results. **Therefore, the sum of the numbers in each column will be larger than the total number of people tested.**

Reporting lab	Inconclusive	Negative	Positive	Percent positive	Total
STATMED QUICK QUALITY CLINIC AT NORTH PINELLAS		65	70	52%	135
IRL MARKET LAB ALACHUA		104	31	23%	135
LABORATORY OF FLORIDA		83	52	39%	135
PALMETTO FAMILY HEALTHCARE	1	79	54	40%	134
PRIMECARE OF DOTHAN		90	44	33%	134
Whispering Oaks	7	116	11	8%	134
CANTERFIELD OF CLAY COUNTY		111	22	17%	133
SOMERBY LAKE NONA		130	3	2%	133
ADVENT HEALTH CENTRA CARE - DELAND		28	105	79%	133
UNITED CLINICAL LABORATORIES		124	9	7%	133
ADVANCED AMBULATORY SURGERY CENTER		125	8	6%	133
SUNSHINE URGENT CARE LLC		88	44	33%	132
THE REHABILITATION CENTER OF LAKE CITY		127	5	4%	132
Surrey Place Healthcare and Rehabilitation		132			132
FORT WALTON REHABILITATION CENTER		95	37	28%	132
LONGWOOD HEALTH AND REHABILITATION CENTER		125	6	5%	131
INTEGRATED REGIONAL LABORATORIES		119	12	9%	131
WOODBIDGE FACILITY INC		130	1	1%	131
GUEST HOUSE OCALA, THE		128	3	2%	131
JACKSONVILLE KIDS PEDIATRICS, PLLC		111	19	15%	130
AVON PARK PEDIATRICS INC		116	14	11%	130
NCRNC INC		128	2	2%	130
ADVANCED MEDICAL CENTER		86	44	34%	130
SOLARIS HEALTHCARE IMPERIAL		125	5	4%	130
MATHISON RETIREMENT COMMUNITY, INC		128	2	2%	130
PATRIOT MEDICAL LABORATORIES		126	4	3%	130
ADVENT HEALTH CENTRA CARE - AZALEA PARK		112	18	14%	130
EDWARD J HEALEY REHAB & NURSING CENTER		129			129
SOLARIS HEALTHCARE LAKE BENNET		113	16	12%	129
CARE ONE OF FLORIDA LLC		30	99	77%	129
BMHSI-AEL MICROBIOLOGY LABORATORY	2	102	25	19%	129
GLADES HEALTH CARE CENTER		126	3	2%	129
ADVENT HEALTH CENTRA CARE - LONGWOOD		24	105	81%	129
EXOSOME DIAGNOSTICS	1	116	12	9%	129
BAPTIST PRIMARY CARE, INC		121	8	6%	129
CENTRACARE		17	112	87%	129
PALM HARBOR FAMILY PRACTICE & WALK-IN		92	36	28%	128
MIRACLE HILL NURSING & REHABILITATION CENTER INC		125	3	2%	128
FHMG-FLORIDA HOSPITAL MEDICAL GROUP		109	19	15%	128
FIRST CHOICE PRIMARY CARE		103	25	20%	128
AMERICAN MEDICAL RESPONSE		124	3	2%	127
AMELIA MEDICAL CARE		14	113	89%	127
MILLENNIUM LAB SERVICES			127	100%	127
TRI-COUNTY NURSING HOME		117	10	8%	127
TUSCAN GARDENS OF PALM COAST		126	1	1%	127
SUWANNEE VALLEY NURSING CENTER		120	7	6%	127
GESSLER CLINIC PA		98	29	23%	127



# COVID-19: testing by laboratory

Data through Jan 3, 2021 verified as of Jan 4, 2021 at 09:25 AM

Data in this report are provisional and subject to change.

The numbers in the table below represent the number of Florida and non-Florida residents for whom test results were received by the Department of Health. A person can be tested by more than one laboratory and can have both positive and negative results. **Therefore, the sum of the numbers in each column will be larger than the total number of people tested.**

Reporting lab	Inconclusive	Negative	Positive	Percent positive	Total
Heartland Healthcare of Ft. Myers	1	126			127
MOBILE INFIRMARY MED CENTER PATH LAB		114	12	10%	126
CSL PLASMA		28	98	78%	126
MINUTECLINIC LLC #8927		94	32	25%	126
LAKESIDE NEUROLOGIC		122	4	3%	126
GENETWORKX		17	108	86%	125
YOUR FAMILY WALK-IN CLINIC		3	122	98%	125
FLOMEDILAB		19	106	85%	125
POINT WASHINGTON MEDICAL CLINIC		1	124	99%	125
MACTOWN, INC		124			124
FHMG FLORIDA HOSPITAL MEDICAL GROUP		107	17	14%	124
FAMILY CARE PARTNERS OF NE FLORIDA LLC		80	44	35%	124
THE CLUB AND REHABILITATION CENTER		123	1	1%	124
Gulf Coast Healthcare (Longwood Health and Rehab		113	11	9%	124
LIFE CARE CENTER OF ALTAMONTE SPRINGS		102	21	17%	123
ARTHREX MEDICAL CENTER		48	75	61%	123
PROVIDENCE HOSPITAL LABORATORY		118	5	4%	123
LabCorp L#09258090 M#09258105		73	50	41%	123
GRAVITY DIAGNOSTICS, LLC		35	87	71%	122
PARKVIEW HEALTH		121			121
BAPTIST PRIMARY CARE INC		103	18	15%	121
PEDIATRICS BY THE SEA		120	1	1%	121
SOUTH CAMPUS FACILITY INC		116	5	4%	121
BOND CLINIC PA PEDIATRICS DEPT		105	15	13%	120
ESTERO ISLAND MEDICAL CENTER		102	18	15%	120
GRAVITY DIAGNOSTICS		42	78	65%	120
TUSCAN GARDENS OF VENETIA MANAGEMENT COMPANY		119	1	1%	120
Concordia Village of Tampa AL		118	1	1%	119
NEW YORK CITY DEPARTMENT OF HEALTH & MENTAL		108	11	9%	119
MORSELIFE MEMORY CARE RESIDENCE		116	3	3%	119
XPRESS URGENT CARE	2	103	14	12%	119
MATHISON RETIREMENT COMMUNITY		114	5	4%	119
CHARTER SENIOR LIVING OF PANAMA CITY BEACH		100	18	15%	118
RDX BIOSCIENCE		60	58	49%	118
BOSTON RED SOX CLUB LP		117	1	1%	118
PROVISTA DIAGNOSTICS, INC		115	3	3%	118
PALMS MEDICAL GROUP HIGH SPRINGS		103	15	13%	118
HCSO OCCUPATIONAL HEALTH AND WELLNESS CENTER		88	29	25%	117
WEDGEWOOD HEALTHCARE CENTER		88	29	25%	117
DOCTOR'S IN HOUSE LABORATORY		15	102	87%	117
NEIGHBORHOOD MEDICAL CENTER		112	5	4%	117
AMEERAH LABS, LLC		94	23	20%	117
MINUTECLINIC LLC #5187		99	18	15%	117
CLINICAL PATHOLOGY LABS INC		116			116
JACKSONVILLE NURSING AND REHAB CENTER		112	4	3%	116
VIERA MANOR ASSISTED LIVING RESIDENCE		110	6	5%	116
WESLEY HAVEN VILLA	1	107	8	7%	116



# COVID-19: testing by laboratory

Data through Jan 3, 2021 verified as of Jan 4, 2021 at 09:25 AM

Data in this report are provisional and subject to change.

The numbers in the table below represent the number of Florida and non-Florida residents for whom test results were received by the Department of Health. A person can be tested by more than one laboratory and can have both positive and negative results. **Therefore, the sum of the numbers in each column will be larger than the total number of people tested.**

Reporting lab	Inconclusive	Negative	Positive	Percent positive	Total
BAY VUE NURSING AND REHABILITATION CENTER		107	9	8%	116
NAPLES CHILDREN'S URGENT CARE		98	17	15%	115
PEDIATRIC ASSOCIATES OF OCALA PA		101	14	12%	115
PRIMARY CARE SOUTH INC		1	114	99%	115
BELVEDERE COMMONS OF FORT WALTON BEACH		106	9	8%	115
BRIGHTON EGGERT PHARMACY INC		110	5	4%	115
Lakeside Nursing and Rehabilitation Center	1	90	24	21%	115
SOUTH BALDWIN REGIONAL MEDICAL CENTER		107	7	6%	114
MV MEDICAL PRACTICE DBA PRIMARY URGENT CARE		109	5	4%	114
HILLSBOROUGH COUNTY DEVELOPMENTAL CTR	1	111	2	2%	114
SOLARIS HEALTHCARE BAYONET POINT		109	5	4%	114
COQUINA CENTER		113	1	1%	114
ASCENSION MEDICAL GROUP		2	112	98%	114
KR at Hillsborough Lakes/Lutz Healthcare		113	1	1%	114
WHITE WILSON MEDICAL IMMEDIATE CARE NICEVILLE		1	112	99%	113
SUNNY HILLS ALF OF SEBRING INC		104	8	7%	112
COASTAL HEALTH AND REHAB		110	2	2%	112
FOUNTAINS OF HOPE LLC, THE		111	1	1%	112
UNIVERSITY OF MIAMI		1	111	99%	112
STEWART MEDICAL GROUP		34	78	70%	112
SHOAL CREEK REHABILITATION CENTER		71	41	37%	112
ALLIED HEALTH FORT PIERCE		112			112
MINUTECLINIC DIAGNOSTIC OF RHODE ISLAND, LLC #729		107	4	4%	111
CENTRA CARE - HUNTER'S CREEK		52	59	53%	111
HIALEAH SHORES NURSING AND REHAB CENTER		103	8	7%	111
PALM BEACH PEDIATRICS PA	2	98	10	9%	110
PEDIATRIC HEALTHCARE ALLIANCE		98	12	11%	110
PROFESSIONAL HEALTH EXAMINERS		95	15	14%	110
NORTH FLORIDA MEDICAL GROUP		71	39	35%	110
NORTH FL SOUTH GA HCS-MALCOM RANDALL VAMC			109	100%	109
MEYER PEDIATRICS		97	12	11%	109
ISLAND HEALTH AND REHABILITATION CENTER		109			109
RDV SPORTSPLEX PEDIATRICS		92	17	16%	109
ADVENT HEALTH CENTRA CARE - BRANDON		30	79	72%	109
NORTH FLORIDA PEDIATRICS PA - DUVAL		96	12	11%	108
Crossbreeze care center		107	1	1%	108
EVANS HEALTH CARE		106	2	2%	108
AMA MEDICAL GROUP LLC		87	21	19%	108
FLORIDA HEART & VASCULAR MULTISPECIALTY GROUP PA		76	32	30%	108
BOCA RATON REHABILITATION CENTER	2	103	3	3%	108
GRAND OAKS HEALTH & REHABILITATION		106	1	1%	107
CORE BIO LABS		74	33	31%	107
Cross Terrace REhabitation		106	1	1%	107
SANDY PINES	2	96	8	8%	106
TREASURE COAST MEDICAL ASSOCIATES		2	104	98%	106
HEART OF FLORIDA REGIONAL MED CTR		35	71	67%	106
ADVENT HEALTH CENTRA CARE - SANFORD		28	78	74%	106

# COVID-19: testing by laboratory

Data through Jan 3, 2021 verified as of Jan 4, 2021 at 09:25 AM

Data in this report are provisional and subject to change.

The numbers in the table below represent the number of Florida and non-Florida residents for whom test results were received by the Department of Health. A person can be tested by more than one laboratory and can have both positive and negative results. **Therefore, the sum of the numbers in each column will be larger than the total number of people tested.**

Reporting lab	Inconclusive	Negative	Positive	Percent positive	Total
MINUTECLINIC LLC #4987		92	14	13%	106
ADVENT HEALTH - LAKE NONA		91	14	13%	105
URGENT CARE TCMA			105	100%	105
SPRINGS AT LAKE POINTE WOODS		103	2	2%	105
OPTUMCARE FLORIDA LLC		67	37	36%	104
THE WELLNESS CENTER AT LAKEWOOD RANCH		19	85	82%	104
REGENCY PARK		86	18	17%	104
JAMES A HALEY VETERANS HOSPITAL			104	100%	104
BAY VIEW HEALTHCARE		85	19	18%	104
WIMAUMA COMMUNITY HEALTH CENTER		82	22	21%	104
PEDIATRICS OF GREATER ORLANDO		91	12	12%	103
KENNEDY PAIN CLINIC GROUP LLC		91	12	12%	103
ENCOMPASS HEALTH REHABILITATION HOSPITAL	5	95	3	3%	103
SMILEY MEDICAL GROUP		75	28	27%	103
SUNFLOWER SPRINGS ASSISTED LIVING		99	3	3%	102
PALMS FACILITY INC		88	14	14%	102
UNIVERSITY MEDICAL CENTER SUITES		90	12	12%	102
MILLER BIOCONNECT		84	18	18%	102
MANOR CARE OF BOYNTON BEACH LLC		99	3	3%	102
SURREY PLACE CARE CENTER		97	5	5%	102
FG RAPID RESULTS	1	51	50	49%	102
24/7 PEDIATRIC CARE CENTERS INC		97	4	4%	101
DE LUNA HEALTH AND REHABILITATION CENTER		100	1	1%	101
FLORIDA DEPARTMENT OF HEALTH IN LAKE COUNTY	1	65	35	35%	101
HEALTH PARK CARE CENTER		101			101
FIRST CHOICE PEDIATRICS SEMORAN		74	27	27%	101
Consulate Health Care of Port Charlotte		98	2	2%	100
VILLAGE PLACE NH LLC		78	22	22%	100
ADVENT HEALTH CENTRA CARE - CITRUS PARK		8	92	92%	100
HOLISTIX TREATMENT CENTERS		95	5	5%	100
Chatham Glen Healthcare and Rehabilitation Center		95	5	5%	100
PONTE VEDRA GARDENS		99	1	1%	100
LEESBURG PEDIATRICS		92	8	8%	100
CENTRAL FLORIDA HEALTH CARE		47	52	53%	99
LAKEVIEW TERRACE RETIREMENT COMMUNITY		96	3	3%	99
SONATA COCONUT CREEK	1	83	15	15%	99
Signature healthcare of Jacksonville		95	4	4%	99
PHYSICIANS REGIONAL CLINIC		82	17	17%	99
DAIRY ROAD URGENT CARE		60	39	39%	99
WOOD LAKE HEALTH AND REHABILITATION CENTER		99			99
PLAZA OF HALLANDALE BEACH		98			98
MD 365 MEDICAL CARE		97	1	1%	98
GRANDE, THE	2	92	4	4%	98
FLORIDA COMMUNITY HEALTH CENTERS INC			98	100%	98
MONTEFIORE MEDICAL CENTER LABORATORIES - MOSES		89	8	8%	97
QUEENS HOSPITAL CENTER		93	4	4%	97
HEALTH CENTERS AT BRENTWOOD		96	1	1%	97

# COVID-19: testing by laboratory

Data through Jan 3, 2021 verified as of Jan 4, 2021 at 09:25 AM

Data in this report are provisional and subject to change.

The numbers in the table below represent the number of Florida and non-Florida residents for whom test results were received by the Department of Health. A person can be tested by more than one laboratory and can have both positive and negative results. **Therefore, the sum of the numbers in each column will be larger than the total number of people tested.**

Reporting lab	Inconclusive	Negative	Positive	Percent positive	Total
LIFE CARE CENTER OF WINTER HAVEN		85	12	12%	97
FRICKS PHARMACY		78	18	19%	96
BAYSHORE MEMORY CARE□		96			96
GLOBAL CENTRAL LABS AT PPD	2	87	7	7%	96
EAST NEW YORK DIAGNOSTIC AND TREATMENT		91	5	5%	96
PEDIATRIC ASSOCIATES ORLANDO		82	14	15%	96
DOCTORS MEMORIAL FAMILY PRACTICE	2	72	22	23%	96
GRACE PEDIATRICS		77	19	20%	96
PINELLAS CARE CENTER		68	27	28%	95
THE TERRACE OF KISSIMMEE		80	15	16%	95
VETERANS AFFAIRS ORLANDO VA MEDICAL CENTER			95	100%	95
DEVANSH LAB WERKS INC		79	16	17%	95
LAKE HOUSE ASSISTED LIVING		79	16	17%	95
VISTA MANOR		92	3	3%	95
KINDRED HOSPITAL	6	88	1	1%	95
ADVENT HEALTH CENTRA CARE - KISSIMMEE		61	34	36%	95
CROSS POINTE CARE CENTER	2	93			95
HEALTH CARE DISTRICT OF PALM BEACH COUNTY	1	10	83	88%	94
BOND CLINIC, PA		66	28	30%	94
ARBOR TRAIL		77	17	18%	94
BORLAND GROOVER CLINIC	1	79	14	15%	94
DIAGNOSTIC SOLUTIONS		3	91	97%	94
WESTCHESTER MEDICAL CENTER		92	2	2%	94
DAYSPRING VILLAGE		93	1	1%	94
HOLLEY NAVARRE MEDICAL CLINIC		60	34	36%	94
EXCEL PEDIATRICS		68	25	27%	93
OAKS OF KISSIMMEE HEALTH AND REHABILITATION CENTER		93			93
SEMINOLE COUNTY HEALTH DEPARTMENT		75	18	19%	93
ADVENT HEALTH CENTRA CARE - ORANGE CITY		14	78	85%	92
TIFFANY HALL NURSING AND REHAB CENTER		91	1	1%	92
WHITE PLAINS HOSPITAL CENTER LAB		90	2	2%	92
FLORIDA HEALTH CARE PLANS			92	100%	92
EXPRESS PHARMACY		86	6	7%	92
NATURE COAST MEDICAL GROUP		50	42	46%	92
SONATA DELRAY BEACH		87	5	5%	92
MG PORT CHARLOTTE II SUBTENANT LLC		81	11	12%	92
BROWARD HEALTH CORAL SPRINGS EPIDEMIOLOGY DEPT		1	91	99%	92
THE COURTYARD ASSISTED LIVING		88	4	4%	92
CHILDREN MED CARE INC		76	16	17%	92
NAVY HOSPITAL			91	100%	91
SIGNATURE HEALTHCARE OF PORT CHARLOTTE		84	7	8%	91
ADVENTHEALTH CENTRA CARE WINTER HAVEN		1	90	99%	91
DIAGNOSTIC LABORATORY OF OKLAHOMA		74	17	19%	91
UNIVERSITY HEALTH SYSTEM INC		82	9	10%	91
Courtyards of Orlando Care Center		87	4	4%	91
HERON CLUB AT PRESTANCIA		89	2	2%	91
HOBDAIR FAMILY HEALTH LLC□		62	29	32%	91

# COVID-19: testing by laboratory

Data through Jan 3, 2021 verified as of Jan 4, 2021 at 09:25 AM

Data in this report are provisional and subject to change.

The numbers in the table below represent the number of Florida and non-Florida residents for whom test results were received by the Department of Health. A person can be tested by more than one laboratory and can have both positive and negative results. **Therefore, the sum of the numbers in each column will be larger than the total number of people tested.**

Reporting lab	Inconclusive	Negative	Positive	Percent positive	Total
ADDINGTON PLACE AT WELLINGTON GREEN		90	1	1%	91
WELLNOW URGENT CARE PC		90			90
LUIS A GHIGLINO MD PA		88	2	2%	90
KEYS MEDICAL GROUP			90	100%	90
CHIPOLA MEDICAL ASSOCIATES, LLC		46	44	49%	90
AYERS HEALTH & REHABILITATION CENTER		90			90
HURLBURT FIELD CLINIC		39	51	57%	90
ADVENT HEALTH CENTRA CARE - WATERMAN		78	12	13%	90
TGH URGENT CARE – SEMINOLE			90	100%	90
GEORGIA DEPARTMENT OF PUBLIC HEALTH		1	89	99%	90
FAMILY HEALTH CENTERS OF SOUTHWEST FLORIDA INC		60	29	33%	89
FARAH MEDICAL		87	2	2%	89
ISLAND URGENT CARE PLLC DBA AFC URGENT CARE		88	1	1%	89
LEE COUNTY SCHOOL DISTRICT	1	82	6	7%	89
CABANA AT JENSEN DUNES, THE		89			89
NO FLORIDA PEDIATRICS, PA		80	9	10%	89
HUNT CLUB PEDIATRIC ASSOCIATES PA		51	38	43%	89
KALEIDA HEALTH CENTER FOR LABORATORY		82	6	7%	88
GOVERNOR’S CREEK HEALTH & REHABILITATION		87	1	1%	88
SOUTH BALDWIN MEDICAL CENTER GULF SHORES		69	19	22%	88
AVERO DIAGNOSTICS		64	24	27%	88
TRADITION MEDICAL CENTER LABORATORY		48	40	45%	88
ARDEN COURTS OF TAMPA□		87			87
BRANDON HEALTH AND REHABILITATION CENTER	1	85	1	1%	87
PACIFIC ANALYTICS			87	100%	87
ADVENT HEALTH CENTRA CARE - HUNTERS CREEK	3	43	41	47%	87
ST MARK ASSISTED LIVING CENTER	1	75	11	13%	87
CONTINENTAL CLINICAL RESEARCH, LLC		82	4	5%	86
AMERICAN HOUSE-BONITA SPRINGS□		85	1	1%	86
ADVENT HEALTH - PALM HARBOR ER		64	22	26%	86
URINEGOODHANDS LLC		84	2	2%	86
North Lake Care Center		85	1	1%	86
ST ANTHONYS REHABILITATION HOSPITAL	3	81	2	2%	86
MIAMI SHORES NURSING & REHAB		85			85
NO FLORIDA PEDIATRICS, PA - BRADFORD		73	12	14%	85
ADVENT HEALTH CENTRA CARE - SOUTH ORANGE		69	16	19%	85
CITRUS MEMORIAL HEALTH SYSTEM LAB		2	83	98%	85
PREDICTIVE LABORATORIES, INC	1	77	7	8%	85
US MEDICAL CARE, INC		75	10	12%	85
W. FRANK WELLS NURSING HOME		84	1	1%	85
WILLOW BROOKE COURT AT AZALEA TRACE		85			85
FREEDOM INN AT TARPON SPRINGS		81	4	5%	85
SEASIDE HEALTH AND REHABILITATION CENTER		28	56	67%	84
CHERRY OAK PALM BEACH COUNTY		80	4	5%	84
PINES OF SARASOTA GARDEN		84			84
NITE LITE PEDIATRICS – JACKSONVILLE		76	8	10%	84
DISCOVERY VILLAGE AT NAPLES		83			83

# COVID-19: testing by laboratory

Data through Jan 3, 2021 verified as of Jan 4, 2021 at 09:25 AM

Data in this report are provisional and subject to change.

The numbers in the table below represent the number of Florida and non-Florida residents for whom test results were received by the Department of Health. A person can be tested by more than one laboratory and can have both positive and negative results. **Therefore, the sum of the numbers in each column will be larger than the total number of people tested.**

Reporting lab	Inconclusive	Negative	Positive	Percent positive	Total
LABCORP EMPLOYER SERVICES		82	1	1%	83
NSPIRE HEALTHCARE TAMARAC		80	3	4%	83
QUICK CARE MED PL CR		80	3	4%	83
CLYDE E LASSEN STATE VETERANS NURSING HOME		59	24	29%	83
DOLPHIN POINTE HEALTH CARE LLC		69	13	16%	82
LAB		29	53	65%	82
LAKEVIEW INTERNAL MEDICINE		43	39	48%	82
CAREMOUNT MEDICAL - PATHOLOGY		79	3	4%	82
SUNY UPSTATE MEDICAL UNIVERSITY		78	4	5%	82
THE PAVILION FOR HEALTH CARE		72	10	12%	82
VIERA HOSPITAL			82	100%	82
RIDGEWOOD DIAGNOSTIC LABORATORY		77	4	5%	81
PHYSICIAN PARTNERS PERRY		43	38	47%	81
LATE HOURS URGENT CARE		47	34	42%	81
VILLAS OF HOLLY BROOK - BRADENTON 14TH		81			81
MIDWAY PRIMARY CARE, LLC		79	2	2%	81
PHYSICIANS REGIONAL MEDICAL CENTER - PINE RIDGE		18	62	78%	80
MY CLINICAL LAB INC		17	63	79%	80
BROWARD PARTNERSHIP	2	78			80
KORGENE LAB	1	23	56	70%	80
CHILDRENS CLINIC WEST FLORIDA PEDIATRICS		73	7	9%	80
VETERANS AFFAIRS MEDICAL CENTER - PALO ALTO		28	51	65%	79
JUPITER MEDICAL CENTER URGENT CARE			79	100%	79
EDGEWATER AT WATERMAN VILLAGE		78	1	1%	79
ALL FLORIDA FAMILY AND SPORTS MEDICINE		72	7	9%	79
SARAPATH DIAGNOSTICS			79	100%	79
MEDIPATH LLC		2	77	97%	79
CBS LABS OF TAMPA LLC		3	76	96%	79
CATHOLIC HEALTH SYSTEM DEPT LABORATORY		77	2	3%	79
NORTH FLORIDA INTERNAL MEDICINE PA		63	15	19%	78
BIODESIX, INC.		61	17	22%	78
JOHN KNOX VILLAGE OF FLORIDA ALF	1	76	1	1%	78
FOUNTAIN INN NURSING & REHABILITATION CTR, INC		71	6	8%	77
TRUE NORTH HEALTH NAVIGATION LLC DBA DISPATCHHEALTH	1	60	16	21%	77
ST MARK VILLAGE		74	3	4%	77
CONSULATE HEALTH CARE OF SARASOTA		77			77
ORANGE CITY NURSING AND REHAB		75	2	3%	77
CLEVELAND CLINIC FOUNDATION		12	64	84%	76
CLINICAL PATHOLOGY ASSOCIATES-SONIC REFERENCE LAB		76			76
ARBOR GLEN AT ARBOR TRACE	2	67	7	9%	76
Solaris Senior Living North Naples ALF		71	5	7%	76
ADVENT HEALTH CENTRA CARE - WINTER GARDEN		14	62	82%	76
GULF COAST MEDICAL CENTER		74	2	3%	76
NORTH PORT REHABILITATION AND NURSING CENTER		75	1	1%	76
DYNAMIC MEDICAL USA			76	100%	76
PROFESSIONAL HEALTH EXAMINERS DBA PROHEALTH		66	10	13%	76
FINNISH AMERICAN REST HOME-ALF		73	2	3%	75



# COVID-19: testing by laboratory

Data through Jan 3, 2021 verified as of Jan 4, 2021 at 09:25 AM

Data in this report are provisional and subject to change.

The numbers in the table below represent the number of Florida and non-Florida residents for whom test results were received by the Department of Health. A person can be tested by more than one laboratory and can have both positive and negative results. **Therefore, the sum of the numbers in each column will be larger than the total number of people tested.**

Reporting lab	Inconclusive	Negative	Positive	Percent positive	Total
WINDSOR REFLECTIONS		74	1	1%	75
ASAP LABS LLC		71	4	5%	75
ADVENTHEALTH EXPRESSCARE		45	30	40%	75
BOND CLINIC PA		43	32	43%	75
LAKE MORTON PLAZA☐		72	3	4%	75
ERIE COUNTY MEDICAL CTR CLINICAL LABS		71	4	5%	75
ARCPPOINT LABS OF SARASOTA MANATEE		18	56	76%	74
SONATA WEST		73	1	1%	74
TGH URGENT CARE – TYRONE		2	72	97%	74
PROMPT CARE OF CENTRAL FLORIDA			74	100%	74
VIPEDIATRICS PLLC		69	5	7%	74
VILLAGE PEDIATRICS LLC		57	17	23%	74
MEMORY CARE OF NAPLES		74			74
NOAH CLINICAL LABORATORY		63	11	15%	74
BIO-TECH CLINICAL LABORATORIES		41	33	45%	74
CRANE CENTER		56	18	24%	74
MAGNOLIA DIAGNOSTIC		1	73	99%	74
DB MD		68	6	8%	74
CHARLES CROFT MD	1	73			74
OKEECHOBEE COUNTY HEALTH DEPT	1	44	29	39%	74
Sandy Ridge Center for Rehabilitation and Healing		71	3	4%	74
SCOTT LAKE HEALTH AND REHABILITATION CENTER		71	2	3%	73
WORKPLACE SCREENING INTELLIGENCE			73	100%	73
CONSULATE HEALTH CARE – LAKE MARY		72	1	1%	73
FORT MYERS REHABILITATION AND NURSING CENTER		67	6	8%	73
LABCORP RTP		29	44	60%	73
BENTON HOUSE AT OAKLEAF		51	22	30%	73
Madison Health and Rehabilitation Center		42	30	42%	72
LABFIRST - DEPARTMENT OF PATHOLOGY		70	2	3%	72
FLORIDA DEPARTMENT OF HEALTH IN LIBERTY COUNTY		44	28	39%	72
DISCOVERY VILLAGE AT MELBOURNE		71	1	1%	72
MACADAMS HOME HEALTH AGENCY		71	1	1%	72
HAVEN OF OUR LADY OF PEACE		72			72
LIFE BRITE		66	6	8%	72
JPR URGENT MEDICAL CARE		72			72
HARBORCHASE OF NAPLES		60	12	17%	72
BROOKDALE OVIEDO		69	2	3%	71
AMMON LABS		61	10	14%	71
PINNACLES PEDS CARE PA		71			71
ADVANCED LAB		67	4	6%	71
BAY EDUCATORS WELLNESS CENTER		45	26	37%	71
HIGHLANDS MEDICAL CENTER		69	2	3%	71
STONY BROOK UNIVERSITY MEDICAL CENTER		63	8	11%	71
SOUTH GEORGIA MEDICAL CENTER		48	23	32%	71
NAVARRE GARDENS LLC		54	17	24%	71
VILLA MARIA WEST SKILLED NURSING FACILITY		64	6	9%	70
QPS, LLC		69	1	1%	70



# COVID-19: testing by laboratory

Data through Jan 3, 2021 verified as of Jan 4, 2021 at 09:25 AM

Data in this report are provisional and subject to change.

The numbers in the table below represent the number of Florida and non-Florida residents for whom test results were received by the Department of Health. A person can be tested by more than one laboratory and can have both positive and negative results. **Therefore, the sum of the numbers in each column will be larger than the total number of people tested.**

Reporting lab	Inconclusive	Negative	Positive	Percent positive	Total
PROMEDICA LABORATORIES		21	49	70%	70
Sunnyside Nursing Home		67	3	4%	70
PLYMOUTH HOME FOR ADULTS, INC.	8	61	1	1%	70
PICH KTM CORP DBA MEDTOWN PHARMACY		62	8	11%	70
Highlands Regional Hospital		63	7	10%	70
SUMMIT MEDICAL GROUP		63	7	10%	70
S-H THIRTY-FIVE OPCO- PORT ST LUCIE, LLC	1	69			70
BROWARD HEALTH MEDICAL CENTER		3	67	96%	70
SUNCOAST COMMUNITY HEALTH CENTERS PEDIATRICS		21	49	70%	70
LECONTE MEDICAL CENTER LAB		52	18	26%	70
MEMORIAL MANOR		70			70
HUNTSVILLE HOSPITAL LABORATORY		49	20	29%	69
ARDEN COURTS OF DELRAY BEACH FL LLC		69			69
USF HEALTH MORSANI CENTER		5	64	93%	69
FAWCETT MEMORIAL HOSPITAL LABORATORY			69	100%	69
HERITAGE HEALTHCARE AND REHABILITATION CENTER		69			69
IQBAL A FARUQUI MD□		55	14	20%	69
PORT SAINT LUCIE HOSPITAL		68	1	1%	69
SIMED LABORATORY		57	12	17%	69
SACRED HEART HEALTH SYSTEM, INC		39	29	43%	68
AMERICAN HOUSE SENIOR LIVING		65	3	4%	68
GRAND OAKS OF JENSEN BEACH LLC□		68			68
The Grove Health and Rehabilitation		50	18	26%	68
HEALTH FIRST - PALM BAY HOSPITAL		2	66	97%	68
Centre Pointe Health and Rehabilitation Center		63	5	7%	68
SUMMIT AT VENICE	2	62	4	6%	68
SUNCOAST OPTIMAL WELLNESS		23	45	66%	68
PIONEER CLINICAL LAB LLC		46	22	32%	68
PROJECT HEALTH INC		55	13	19%	68
CANOPY ON BERRYHILL, THE		48	20	29%	68
LAB PLUS, LLC AT SAINT THOMAS WEST HOSPITAL		53	14	21%	67
CLEARWATER STATMED QUICK QUALITY CLINICS		29	38	57%	67
CENTRAL BALDWIN IMMEDIATE CARE & FAMILY PRACTICE		51	16	24%	67
AEL- MEMPHIS		17	50	75%	67
NOVARI CARE LLC		51	16	24%	67
MINUTECLINIC DIAGNOSTIC OF SOUTH CAROLINA, LLC		60	6	9%	66
ATRIUM AT LIBERTY PARK□		65	1	2%	66
WASHINGTON REHAB AND NURSING		59	7	11%	66
SENIOR LIVING VII TAMPA LLC□	1	57	8	12%	66
CORAL GABLES NURSING & REHABILITATION CENTER		59	7	11%	66
SUNRISE URGENT CARE ASSOCIATES LLC D/B/A	1	16	49	74%	66
MEDEX MEDICAL EXPRESS OF PALATKA			66	100%	66
TAVARES PEDIATRICS		58	8	12%	66
ASSOCIATED CLINICAL LABORATORIES		59	7	11%	66
Life Care Center of Sarasota		56	10	15%	66
DOS OF NORTH SHORES NURSING & REHAB CENTER		66			66
MD 365 MEDICAL CARE PLLC		65			65

# COVID-19: testing by laboratory

Data through Jan 3, 2021 verified as of Jan 4, 2021 at 09:25 AM

Data in this report are provisional and subject to change.

The numbers in the table below represent the number of Florida and non-Florida residents for whom test results were received by the Department of Health. A person can be tested by more than one laboratory and can have both positive and negative results. **Therefore, the sum of the numbers in each column will be larger than the total number of people tested.**

Reporting lab	Inconclusive	Negative	Positive	Percent positive	Total
LAKE VIEW CARE CENTER AT DELRAY		64	1	2%	65
VIERA DEL MAR HEALTH AND REHABILITATION CENTER		63	2	3%	65
CL BRUMBACK PRIMARY CARE CLINICS		16	49	75%	65
AFTER HOURS PEDIATRICS INC	1	1	63	97%	65
J FRANK AVEY MD		52	13	20%	65
OAKHURST CENTER		65			65
ONESTOP MEDICAL AND URGENT CARE LLC		50	14	22%	64
OUT OF STATE		40	24	38%	64
PEDIATRIC SPECIALISTS MEDICAL GROUP□	1	60	3	5%	64
ADVENT HEALTH CENTRA CARE - POINCIANA		24	40	63%	64
KINDRED HOSPITAL THE PALM BEACHES		62	2	3%	64
ST VINCENT'S BIRMINGHAM		60	4	6%	64
WINDSOR OAKS		63	1	2%	64
SUMMER VISTA ASSISTED LIVING		38	25	40%	63
STONY BROOK SOUTHAMPTON		62	1	2%	63
FAMILY MEDICAL CARE OF PALM BEACH		40	23	37%	63
WADSWORTH HEALTH CENTER		60	3	5%	63
WINDSOR OF LAKEWOOD RANCH,THE		63			63
CARENOW LAKE MARY			63	100%	63
MEDI CLINIC SARASOTA INC		62	1	2%	63
PLANTATION GENERAL HOSPITAL CLINICAL LAB		26	37	59%	63
F&T MEDICAL RESEARCH, INC		63			63
EISENHOWER ARMY MEDICAL CENTER		59	4	6%	63
JOSEPH L MORSE GERIATRIC CENTER	2	59	2	3%	63
APC PEDIATRICS AT RYE ROAD MEDICAL PARK		63			63
POINTE, THE		61	2	3%	63
VIERA HEALTH AND REHABILITATION CENTER		62	1	2%	63
WALGREENS 10670		56	6	10%	62
MICRO PATH LABORATORIES INC		60	2	3%	62
MIAMI BEACH COMMUNITY HEALTH CENTER			62	100%	62
MD LABS		35	27	44%	62
UNIVERSITY OF NORTH FLORIDA STUDENT HEALTH		59	3	5%	62
NEMOURS CHILDREN'S PRIMARY CARE		51	11	18%	62
DOUGLAS T JACOBSON STATE VETERANS HOME		62			62
PRIME HEALTH OF NORTH PORT LLC		57	5	8%	62
FLORIDA PEDIATRIC GROUP		27	35	56%	62
OVERLOOK HOSPITAL LABORATORY		57	5	8%	62
HUNTINGTON HOSPITAL LABORATORY		60	2	3%	62
MED EXPRESS		6	56	90%	62
ISLAND COAST PEDIATRICS		56	5	8%	61
EMERALD COAST HOSPICE		60	1	2%	61
BARKLEY PLACE		59	2	3%	61
NXGEN MDX		20	41	67%	61
ISLAND DOCTORS		3	58	95%	61
East Bay Rehabilitation Center		34	27	44%	61
AMERICAN FAMILY MEDICAL		48	13	21%	61
BOND CLINIC DR ELDEEB		35	25	42%	60

# COVID-19: testing by laboratory

Data through Jan 3, 2021 verified as of Jan 4, 2021 at 09:25 AM

Data in this report are provisional and subject to change.

The numbers in the table below represent the number of Florida and non-Florida residents for whom test results were received by the Department of Health. A person can be tested by more than one laboratory and can have both positive and negative results. **Therefore, the sum of the numbers in each column will be larger than the total number of people tested.**

Reporting lab	Inconclusive	Negative	Positive	Percent positive	Total
ADVANCED MEDICAL GROUP		1	59	98%	60
PANAMA PHARMACY	2	52	6	10%	60
TWIN CREEKS ASSISTED LIVING & MEMORY CARE		57	3	5%	60
ADVENTHEALTH EXPRESS CARE AT WALGREENS 49TH STREET		46	14	23%	60
EXACT SCIENCES LABORATORIES, LLC		15	45	75%	60
EAST ALABAMA MEDICAL CENTER LABORATORY		51	9	15%	60
RESTORE HEALTH URGENT CARE		21	39	65%	60
BROOKDALE FORT MYERS THE COLONY		58	2	3%	60
WASHINGTON REHABILITATION AND NURSING CENTER		51	9	15%	60
DAYSPRING SENIOR LIVING LLC		58	1	2%	59
CITRUS MEMORIAL HOSPITAL			59	100%	59
MAINSTREAM DIAGNOSTIC LABORATORY LLC		50	9	15%	59
BIG BOCA SMILES LLC☐		57	2	3%	59
HEARTLAND PEDIATRICS OF LAKE PLACID PA		48	11	19%	59
INTERNAL LAB		50	9	15%	59
MINNESOTA TWINS		56	3	5%	59
BIOTECH		52	7	12%	59
CENTRA CARE POINCIANA	1	45	13	22%	59
MOBILE PHYSICIAN SERVICES INC		56	2	3%	58
THE CANOPY AT BERRYHILL		58			58
ROSECASTLE OF CITRUS		58			58
ALTERNATIVE LIVING, INC DBA TWIN CITIES PAVILION		58			58
EMBRY RIDDLE AERONAUTICAL UNIVERSITY HEALTH SERVICES			58	100%	58
Margate Health and Rehabilitation Center		56	2	3%	58
MILLENIUM PHYSICIANS GROUP		1	56	98%	57
ADVENTHEALTH MEDICAL GROUP FAMILY MEDICINE AT		46	11	19%	57
ALZHEIMERS CARE CENTER OF VIERA LTD		37	20	35%	57
SUSANNA WESLEY HEALTH CENTER		52	5	9%	57
ANTHEM LAKES LLC		57			57
Crystal Health & Rehab Center		57			57
HARBORCHASE OF VERO BEACH		53	4	7%	57
MED COMP SCIENCES		1	56	98%	57
ASCENSION SACRED HEART BAY LABORATORY		54	3	5%	57
GV NAPLES OPCO, LLC		57			57
KAPG FLEMING ISLAND SENIOR HOUSING OPCO LLC	1	56			57
GENPATH			57	100%	57
ZON BEACHSIDE LLC☐		47	10	18%	57
CRAIG BERGER MD PL D/B/A BAY AREA EYE INSTITUTE		56			56
PALM BAY URGENT CARE		28	28	50%	56
FLAGLER COLLEGE HEALTH SERVICES		39	17	30%	56
TIFFANY HALL NURSING AND REHAB		44	12	21%	56
EAGLES WATCH CLUSTER		47	9	16%	56
NORTH FLORIDA SPINE AND WELLNESS		49	7	13%	56
WHITE WILSON MEDICAL CENTER PA - NAVARRE			56	100%	56
A COUNTRY PLACE ASSISTED LIVING FACILITY		55			55
SONATA HUNTERS CREEK		47	8	15%	55
CENTRA CARE - CONWAY		21	34	62%	55

# COVID-19: testing by laboratory

Data through Jan 3, 2021 verified as of Jan 4, 2021 at 09:25 AM

Data in this report are provisional and subject to change.

The numbers in the table below represent the number of Florida and non-Florida residents for whom test results were received by the Department of Health. A person can be tested by more than one laboratory and can have both positive and negative results. **Therefore, the sum of the numbers in each column will be larger than the total number of people tested.**

Reporting lab	Inconclusive	Negative	Positive	Percent positive	Total
PREMIER MEDICAL ASSOCIATES ALL FLORIDA LLC		54	1	2%	55
CENTRAL FLORIDA HEALTHCARE GROUP LLC		48	7	13%	55
CENTURY CENTER FOR REHABILITATION & HEALING		39	16	29%	55
INDIGO MANOR□		22	32	59%	54
NEW SMYRNA BEACH URGENT CARE			54	100%	54
HOSPICE OF ST FRANCIS INC□		52	2	4%	54
UNITED LABORATORY SERVICES CORPORATION		38	16	30%	54
VETERANS AFFAIRS MEDICAL CENTER - GULF COAST		27	27	50%	54
PALMS EDGE	1	50	3	6%	54
SARASOTA CO. HEALTH DEPT # 58		40	14	26%	54
ST. CLOUD MEDICAL GROUP		54			54
COASTAL INTERNAL MEDICINE		43	11	20%	54
CERTUS MTD OPCP LLC		52	2	4%	54
CLERMONT HEALTH AND REHAB		40	14	26%	54
LENOX HILL HOSPITAL		50	4	7%	54
JUNIPER VILLAGE AT NAPLES		53	1	2%	54
REGENTS PARK OF BOCA RATON□		51	2	4%	53
SONNIS PEDIATRICS PA		49	4	8%	53
FHMG LAKE MARY PEDS		45	8	15%	53
RIVERSIDE RECOVERY OF TAMPA		52	1	2%	53
AFC PHYSICIANS OF FLORIDA		37	16	30%	53
RIVER TOWN DIAGNOSTIC LLC		17	36	68%	53
SEMINOLE SPORTS AND FAMILY MEDICINE		50	3	6%	53
Osprey Point Nursing Center		51	2	4%	53
CARENOW URGENT CARE - LAKE MARY			53	100%	53
PARKSIDE INN		52			52
JERICOHO URGENT CARE		49	3	6%	52
INTERNAL MEDICINE SPECIALIST		46	6	12%	52
MAGNOLIA FAMILY URGENT CARE		46	6	12%	52
WILSON MEMORIAL REGIONAL MEDICAL CENTER		49	3	6%	52
SNH BRFL TENANT LLC	2	50			52
CROSS CITY REHABILITATION AND HEALTH CARE CENTER		40	12	23%	52
ADVENT HEALTH		49	3	6%	52
NORTH SHORE UNIVERSITY HOSPITAL LABORATORY		48	4	8%	52
PHYSICIANS PRIMARY CARE OF SOUTHWEST FLORIDA		39	12	24%	51
JACOBI MEDICAL CENTER		48	3	6%	51
APOLLOMDX LABS		29	22	43%	51
MEDICAL CONSULTANTS OF FLORIDA DBA		48	3	6%	51
RESEARCH CENTERS OF AMERICA, LLC		39	12	24%	51
GULFVIEW MEDICAL INSTITUTE		51			51
CATHOLIC HEALTH SERVICES REGIONAL LAB		47	4	8%	51
GATEWAY CARE CENTER		50			50
ST FRANCIS HOSPITAL		44	6	12%	50
SONATA BOCA RATON		48	2	4%	50
ADVENT HEALTH - PALM COAST		1	49	98%	50
ELLENTON PEDIATRICS PA		45	5	10%	50
KENDALL REGIONAL MEDICAL CENTER LAB	3		46	94%	49

# COVID-19: testing by laboratory

Data through Jan 3, 2021 verified as of Jan 4, 2021 at 09:25 AM

Data in this report are provisional and subject to change.

The numbers in the table below represent the number of Florida and non-Florida residents for whom test results were received by the Department of Health. A person can be tested by more than one laboratory and can have both positive and negative results. **Therefore, the sum of the numbers in each column will be larger than the total number of people tested.**

Reporting lab	Inconclusive	Negative	Positive	Percent positive	Total
PEDIATRICS IN BREVARD PA- ROCKLEDGE		39	10	20%	49
SOLARIS SENIOR LIVING NORTH NAPLES		48	1	2%	49
AMERICAN FAMILY MEDICAL LLC		32	17	35%	49
EC OPCO CARROLLWOOD LLC		43	6	12%	49
USF		1	48	98%	49
GENEDX		36	13	27%	49
KINDRED HOSPITAL MELBOURNE		49			49
ALLEGRO		47	2	4%	49
NITE LITE PEDIATRICS - PORT ST. LUCIE		42	7	14%	49
NAPLES PEDIATRICS INC		43	5	10%	48
CHILDREN'S HOSPITAL OF ALABAMA		47	1	2%	48
OAK MANOR NURSING HOME		46	2	4%	48
ARBOR OAKS AT TYRONE	5	43			48
COURTYARD GARDENS OF JUPITER		48			48
MEDICATION ROOMS-CSU/CI NURSE STATION	1	41	6	13%	48
BAPTIST MEDICAL CENTER SOUTH		35	13	27%	48
BIOIQ			48	100%	48
ADVENT HEALTH CENTRA CARE - SAND LAKE		19	29	60%	48
ALLIANCE PEDIATRICS		24	24	50%	48
BROWARD HEALTH MEDICAL CENTER CLINICAL LAB			48	100%	48
MIAMI VA HEALTHCARE SYSTEM			48	100%	48
BAY CENTER HURRICANE SHELTER		48			48
SOFT CELL LABORATORIES		45	3	6%	48
BEACHES PEDIATRICS PA		46	2	4%	48
ADVENT HEALTH CENTRA CARE - EAST ORLANDO		21	27	56%	48
OPPENHEIMER PLASTIC SURGERY LLC		44	4	8%	48
TRINITY AL SENIOR HOUSING LLC		44	3	6%	47
HAWTHORN HOUSE		38	9	19%	47
Peninsula Care and Rehab		45	2	4%	47
STERLING HOUSE OF TALLAHASSEE	1	40	6	13%	47
NAVARRE GARDENS		41	6	13%	47
ALEXANDER NININGER STATE VETERANS		47			47
MALCOM RANDALL DEPT OF VAMC			47	100%	47
INTERLAB		1	46	98%	47
PEDIATRIC CARE CENTER- JACKSONVILLE BEACH		19	28	60%	47
STEWART SEBASTIAN RIVER MEDICAL CENTER		27	20	43%	47
PUBLIC SQUARE PHARMACY LLC		34	13	28%	47
KINDRED HOSPITAL - SOUTH FLORIDA		47			47
GREENLEAF ALF		46	1	2%	47
BARRY UNIVERSITY STUDENT HEALTH SERVICES		37	10	21%	47
ADVENT HEALTH CARE CENTER		46			46
Darcy Hall Of Life Care		46			46
MINUTECLINIC DIAGNOSTIC OF TEXAS, LLC		39	7	15%	46
FLORIDA ATLANTIC UNIVERSITY STUDENT HEALTH		35	11	24%	46
HARTFORD HEALTH SERVICES LLC		46			46
HEALTH DESIGNS		40	6	13%	46
CLINICA HISPANA			46	100%	46



# COVID-19: testing by laboratory

Data through Jan 3, 2021 verified as of Jan 4, 2021 at 09:25 AM

Data in this report are provisional and subject to change.

The numbers in the table below represent the number of Florida and non-Florida residents for whom test results were received by the Department of Health. A person can be tested by more than one laboratory and can have both positive and negative results. **Therefore, the sum of the numbers in each column will be larger than the total number of people tested.**

Reporting lab	Inconclusive	Negative	Positive	Percent positive	Total
FLORIDA HEALTH CARE		6	40	87%	46
EAST MANATEE FAMILY	1	1	44	96%	46
MARTIN ACQUISITION 1 LLC DBA		40	6	13%	46
BALMORAL TENANT SERVICES INC	1	41	4	9%	46
KINDRED HOSPITAL-BAY AREA-ST PETERSBURG LAB		46			46
ELMCROFT OF BELLA VITA□		38	8	17%	46
ROSECASTLE AT DELANEY CREEK		45	1	2%	46
STEINHATCHEE FAMILY MEDICAL CENTER□		42	4	9%	46
BioReference Laboratories, Inc		6	40	87%	46
H LEE MOFFITT CANCER CENTER MICRO		46			46
PREMIER PLACE HEALTHCARE AT THE GLENVIEW		46			46
FAMILY EXTENDED CARE OF CENTRAL TAMPA		46			46
SOUTHPORT SQUARE HARBOUR HEALTH		45			45
MID FLORIDA PATHOLOGY LLC MOBILE UNIT #4		25	20	44%	45
UNIVERSITY OF CENTRAL FLORIDA HEALTH SERVICES		45			45
ALTAMONTE PEDIATRIC ASSOCIATES		31	14	31%	45
BRISTOL AT TAMPA, THE		40	5	11%	45
PALM BAY PEDIATRICS		33	12	27%	45
ADVENT HEALTH - MOUNT DORA		6	39	87%	45
ADVENT HEALTH MEDICAL GROUP OB GYN AT		39	6	13%	45
EXPERTUS LABORATORIES INC		17	27	61%	44
SARATOGA HOSPITAL LABORATORY		41	3	7%	44
RARITAN BAY PERTH AMBOY		42	2	5%	44
CHAMBREL AT ISLAND LAKE		43	1	2%	44
VISITING PHYSICIANS ASSOCIATION		40	4	9%	44
WINTER GARDEN REHAB AND NURSING CENTER		40	4	9%	44
ALLIANCE OF PHYSICIANS AGAINST COVID-19			44	100%	44
REDI-MED WALK-IN FAMILY CARE			44	100%	44
TUKA PEDIATRICS		7	37	84%	44
SOUTHEAST ALABAMA MEDICAL CENTER			44	100%	44
EMERALD COAST BEHAVIORAL HOSPITAL		42	2	5%	44
PEDIATRICS OF CENTRAL FLORIDA – SAINT CLOUD	2	40	2	5%	44
TROY REGIONAL MEDICAL CENTER		36	8	18%	44
WALGREENS 3173		37	7	16%	44
MOOSEHAVEN LIFE CARE CENTER		44			44
HEALTH FIRST - CAPE CANAVERAL HOSPITAL		1	43	98%	44
CLERMONT URGENT CARE			43	100%	43
HOSPICE OF THE EMERALD COAST INC - PANAMA CITY		42	1	2%	43
MENTAL HEALTH CARE INC		38	5	12%	43
MED ONE AT SAINT AUGUSTINE		33	10	23%	43
PREMIER MEDICAL ASSOCIATES		43			43
LAKE MARY KIDS CENTRA CARE		33	10	23%	43
IMA MEDICAL GROUP		26	17	40%	43
BRANCH MEDICAL CLINIC			43	100%	43
NADAL PEDIATRICS		34	9	21%	43
ADVENT HEALTH - LAKE MARY		35	8	19%	43
INTERNAL MEDICINE & PEDIATRICS OF TAMPA BAY PA		30	13	30%	43



# COVID-19: testing by laboratory

Data through Jan 3, 2021 verified as of Jan 4, 2021 at 09:25 AM

Data in this report are provisional and subject to change.

The numbers in the table below represent the number of Florida and non-Florida residents for whom test results were received by the Department of Health. A person can be tested by more than one laboratory and can have both positive and negative results. **Therefore, the sum of the numbers in each column will be larger than the total number of people tested.**

Reporting lab	Inconclusive	Negative	Positive	Percent positive	Total
FAMILY EXTENDED CARE OF WINTER HAVEN		41	2	5%	43
STUART URGENT CARE			43	100%	43
QUOTIENT SCIENCES			43	100%	43
A2Z DIAGNOSTICS		43			43
CLARE BRIDGE OF SARASOTA		42	1	2%	43
RITECARE MED CTR H			43	100%	43
VITAS HEALTHCARE CORP OF FLORIDA		43			43
PATRICK AIR FORCE BASE		3	40	93%	43
Guardian Care Nursing and Rehabilitation Center		43			43
The Care Center at Pinellas Park		36	7	16%	43
ARDEN COURTS OF FORT MYERS		40	2	5%	42
SEMINOLE TRIBE OF FLORIDA		31	11	26%	42
MANOR CARE OF PALM HARBOR		42			42
Atlantic Shore Nursing and Rehab		42			42
ARBOR TERRACE SAN JOSE LLC	2	39	1	2%	42
CLINICAL LABORATORY		42			42
FLORIDA HOSPITAL		26	16	38%	42
PARK OF THE PALMS INC		42			42
ROHR HOME		39	3	7%	42
VALENCIA HOUSE ALF		42			42
RIVERWOOD HEALTH NH LLC		37	4	10%	41
COOPER FAMILY MEDICAL, PLLC		36	5	12%	41
RAINBOW PEDIATRICS PC LLC / BREAKFAST POINT		38	3	7%	41
POPLAR HEALTHCARE PLLC	1	11	29	71%	41
WELL HEALTH WORKS		39	2	5%	41
HERNANDO COUNTY FIRE RESCUE DISTRICT		18	23	56%	41
FLORIDA HOSPITAL NEW SMYRNA		4	37	90%	41
TRADITIONAL HOME HEALTH OF PALM BEACH INC		41			41
PEDIATRICS OF CENTRAL FLORIDA KISSI		33	8	20%	41
INN AT THE FOUNTAINS, THE		34	7	17%	41
CENTRA CARE – APOPKA	1	2	38	93%	41
LCS SANDHILL COVE LLC DBA		39	2	5%	41
MAIMONIDES-SHALOM ACADEMY, INC		40	1	2%	41
ASHRAF MEDICAL GROUP PLLC DBA PULSE MD		41			41
FHMG_CTR FOR SENIOR HEALTH		36	5	12%	41
QUALITY URGENT CARE AND WELLNESS		31	10	24%	41
TGH URGENT CARE POWERED BY FAST TRACK			41	100%	41
PRECISION HEALTH SOLUTIONS LAB		9	32	78%	41
PINELLAS COUNTY JAIL			41	100%	41
HOLISTIC PEDIATRICS GROUP LLC		37	3	8%	40
DELAND WELLNESS CENTER			40	100%	40
SOMERBY OF SANTA ROSA BEACH		38	2	5%	40
QUALITY URGENT CARE AND WELLNESS PL		26	14	35%	40
Cross Landings Health and Rehabilitation		40			40
STUART LODGE LIVING LLC		20	20	50%	40
PORT CHARLOTTE REHABILITATION CENTER		35	5	13%	40
BRONX LEBANON HOSPITAL-MEDICAL CENTER		37	3	8%	40

# COVID-19: testing by laboratory

Data through Jan 3, 2021 verified as of Jan 4, 2021 at 09:25 AM

Data in this report are provisional and subject to change.

The numbers in the table below represent the number of Florida and non-Florida residents for whom test results were received by the Department of Health. A person can be tested by more than one laboratory and can have both positive and negative results. **Therefore, the sum of the numbers in each column will be larger than the total number of people tested.**

Reporting lab	Inconclusive	Negative	Positive	Percent positive	Total
PRIDE DIAGNOSTICS		24	16	40%	40
PACIFICA SENIOR LIVING OCALA		35	5	13%	40
DAVID POSNACK JEWISH DAY SCHOOL		40			40
NEW YORK PRESBYTERIAN - QUEENS DIAGNOSTIC		39	1	3%	40
WALGREENS 6221		36	4	10%	40
GRAND ST PAUL CVS		39			39
LOURDES HOSPITAL INC		37	2	5%	39
CEDAR CREEK AT KINGS BAY INC		39			39
BAY COUNTY JAIL ANNEX		34	5	13%	39
SUMMIT MEDICAL GROUP PA		38	1	3%	39
PLANT CITY PEDIATRICS		37	2	5%	39
URGENT CARE & WELLNESS CENTER		10	29	74%	39
BIOREFERENCE LABORATORIES		3	36	92%	39
ROCHESTER GENERAL HOSPITAL LABORATORY		37	2	5%	39
MEDEX MEDICAL EXPRESS OF PALATKA LLC			39	100%	39
NEXT MOLECULAR ANALYTICS		9	30	77%	39
ADVENT HEALTH EXPRESS CARE		3	36	92%	39
ROCKLEDGE REGIONAL MEDICAL CENTER		30	9	23%	39
JUNIPER VILLAGE AT CAPE CORAL		34	5	13%	39
CAPITAL REGIONAL MEDICAL CENTER		2	37	95%	39
CLINICAL RESEARCH SEQUENCING PLATFORM		8	31	79%	39
ELMCROFT PINECREST		39			39
COOPER FAMILY MEDICAL PLLC		29	9	24%	38
Coastal Health and Rehabilitation Center		36	2	5%	38
HOMEWOOD RESIDENCE AT FREEDOM PLAZA		37	1	3%	38
FLORIDA HEALTH CARE PLANS INC		1	37	97%	38
UNIVERSITY OF ALABAMA		35	3	8%	38
WEST ISLIP URGENT CARE		37	1	3%	38
FLORIDA MEDICAL CLINIC PA		35	3	8%	38
ADVENT HEALTH - LAKE WALES		28	10	26%	38
MOLECULAR DIAGNOSTICS		5	33	87%	38
PALM RIVER COMMUNITY HEALTH CENTER		33	5	13%	38
NEOGENOMICS LABORATORIES INC		38			38
FIRST CHOICE URGENT CARE		10	28	74%	38
QHC UPSTATE MEDICAL PC		31	7	18%	38
ORCHID COVE AT DAYTONA		34	4	11%	38
WATERCREST ST LUCIE WEST	1	35	2	5%	38
BOND CLINIC, PA		9	29	76%	38
FLORIDA HEALTH CARE DELAND			38	100%	38
MAGNOLIA MEDICAL CLINIC		4	34	89%	38
FLORIDA MEDICAL CLINIC LLC		24	14	37%	38
MCW MENTAL HEALTH LLC		36	1	3%	37
MISSION OAKS ASSISTED LIVING		36	1	3%	37
FLORIDA DEPARMENT OF HEALTH CLAY COUNTY		25	12	32%	37
PATHOGENIUS LABORATORIES		30	7	19%	37
FAMILY EXTENDED CARE OF SEBRING INC		35	2	5%	37
PENNSYLVANIA DEPT OF HEALTH		20	17	46%	37

# COVID-19: testing by laboratory

Data through Jan 3, 2021 verified as of Jan 4, 2021 at 09:25 AM

Data in this report are provisional and subject to change.

The numbers in the table below represent the number of Florida and non-Florida residents for whom test results were received by the Department of Health. A person can be tested by more than one laboratory and can have both positive and negative results. **Therefore, the sum of the numbers in each column will be larger than the total number of people tested.**

Reporting lab	Inconclusive	Negative	Positive	Percent positive	Total
LITTLE NECK URGENT CARE		36	1	3%	37
PRINCETON VILLAGE☐		34	3	8%	37
BOULEVARD REHABILITATION CENTER		24	13	35%	37
MARQUIS LABS, LLC		37			37
INTERNAL MEDICINE ASSOCIATES PA		34	3	8%	37
ADVANCED MEDICAL OF NAPLES LLC			37	100%	37
THE COLLIER AT NAPLES		36	1	3%	37
HOLZER HEALTH CENTER		5	32	86%	37
BENTON HOUSE OF ST. JOHNS		36	1	3%	37
FINLAY CLINICAL LABORATORY		19	18	49%	37
PONCE THERAPY CARE CENTER		34	3	8%	37
ONE MILO		37			37
HR SARASOTA OPERATOR LLC		25	12	32%	37
CYPRESS COVE		34	2	6%	36
BUECHELE DENTAL PA DBA CLERMONT FAMILY DENTISTRY		32	4	11%	36
CAPE REGIONAL MEDICAL CENTER		35	1	3%	36
EGLIN AFB		9	27	75%	36
BVL/LITTLE ANGEL PEDIATRICS		36			36
Mt Sinai Aventura			36	100%	36
DOH-WEST PALM BEACH BRANCH LABORATORY		2	34	94%	36
VENICE REGIONAL MEDICAL CENTER BAYFRONT HEALTH		12	24	67%	36
life Care Center of Melbourne		21	15	42%	36
The Crossroads		36			36
ATMORE COMMUNITY HOSPITAL LABORATORY		29	7	19%	36
CARDIOLOGY AND MEDICINE ASSOCIATES		26	9	26%	35
ECOLAB GROUP		7	28	80%	35
IRL		4	31	89%	35
P23 LABS		35			35
NORTH FLORIDA MEDICAL CENTER		33	2	6%	35
WHITE-WILSON MEDICAL CENTER - FORT WALTON BEACH		34	1	3%	35
BAYSHORE PATHOLOGY CONSULTANTS PA		34	1	3%	35
ADVENTHEALTH EXPRESS CARE AT WALGREENS		24	11	31%	35
LAKELAND REGIONAL HEALTH LAKE MIRIAM		3	32	91%	35
Palms at Ponte Vedra Assisted Livning and Memory Care		34	1	3%	35
ADVENT HEALTH - FISH MEMORIAL		2	33	94%	35
NORTHWELL HEALTH PLAINVIEW HOSPITAL LABORATORY		27	7	21%	34
CENTRA CARE – LAKE NONA		3	31	91%	34
CORAL GABLES HOSPITAL			34	100%	34
ORLANDO VA MEDICAL CENTER			34	100%	34
AMERICAN HOUSE COCONUT POINT		31	3	9%	34
KINDRED HOSPITAL NORTH FLORIDA		32	2	6%	34
LAKE HOWELL FAMILY MEDICINE ASSOCIATES		28	6	18%	34
FERN PARK DEVELOPMENTAL CENTER			34	100%	34
PENSACOLA PEDIATRICS, PA		27	7	21%	34
BEEHIVE HOMES OF GULF BREEZE		19	15	44%	34
WEST COAST FAMILY MEDICAL CARE		21	13	38%	34
BAY PINES MEDICAL ASSOCIATES		1	33	97%	34

# COVID-19: testing by laboratory

Data through Jan 3, 2021 verified as of Jan 4, 2021 at 09:25 AM

Data in this report are provisional and subject to change.

The numbers in the table below represent the number of Florida and non-Florida residents for whom test results were received by the Department of Health. A person can be tested by more than one laboratory and can have both positive and negative results. **Therefore, the sum of the numbers in each column will be larger than the total number of people tested.**

Reporting lab	Inconclusive	Negative	Positive	Percent positive	Total
PANCARE HEALTH GULF COUNTY		23	11	32%	34
KINDRED AT HOME		27	7	21%	34
PARAMOUNT WALK-IN CLINIC		1	33	97%	34
FIRSTCARE CLINIC		11	22	67%	33
WHITE WILSON MEDICAL CENTER IMMEDIATE CARE			33	100%	33
SANFORD MOBILE LAB PGA TOUR		32	1	3%	33
AYERS NURSING AND REHABILITATION CENTER		33			33
Golfview Healthcare Center		33			33
HARMONY CLINIC		1	32	97%	33
GOOD HEARTS COVID TESTING		8	25	76%	33
ST. MARYS MEDICAL CENTER		1	32	97%	33
TITUSVILLE FAMILY PRACTICE		14	19	58%	33
AHSE ROP		32	1	3%	33
AU HEALTH		27	6	18%	33
PRMG - EAST NAPLES		23	10	30%	33
CITRUS COUNTY HEALTH DEPARTMENT		32	1	3%	33
KAPG ST AUGUSTINE SENIOR HOUSING OPCO LLC		33			33
ADVENTIST HEALTH SYSTEM FLORIDA		26	7	21%	33
TAYLORVILLE FAMILY MEDICINE		26	7	21%	33
MEDLOGIC LABORATORIES		3	30	91%	33
Kensington Gardens		33			33
BOND CLINIC		3	30	91%	33
ACCURATE DIAGNOSTIC LAB		32	1	3%	33
BIOFIRE		7	26	79%	33
TERRACE AT HOBE SOUND, THE	1	31	1	3%	33
EC OPCO PENSACOLA, LLC		33			33
DOH		17	16	48%	33
LAKE CITY VA MEDICAL CENTER			33	100%	33
HAWKINS FAMILY MEDICINE LLC		16	17	52%	33
UTAH CVS PHARMACY, LLC		31	2	6%	33
METRO KNOXVILLE HMA		25	8	24%	33
SH HERON EAST LLC□		33			33
ADVENT HEALTH CENTRA CARE - APOPKA NORTH		10	22	69%	32
Palm Garden of Largo		32			32
VETERAN AFFAIRS MEDICAL CENTER - JAMES J PETERS		30	2	6%	32
VETERANS HOME			32	100%	32
VILLAGE ON THE ISLE□		27	5	16%	32
RITE MEDICAL CARE PC		32			32
BISHOP GRADY VILLAS		32			32
COLLIER HMA PHYSICIAN MANAGEMENT LLC		26	6	19%	32
JACKSON HEALTH SYSTEM		1	31	97%	32
ST AUGUSTINE PEDIATRIC ASSOC		30	2	6%	32
RASHDA ALBIBI M.D. P.A.		30	2	6%	32
AZALEA TRACE PHYSICIAN SERVICES		32			32
REDI-MED WALK IN FAMILY CLINIC			32	100%	32
MEDRITE URGENT CARE		24	8	25%	32
FHMG- FLORIDA HOSPITAL MEDICAL GROUP		24	8	25%	32

# COVID-19: testing by laboratory

Data through Jan 3, 2021 verified as of Jan 4, 2021 at 09:25 AM

Data in this report are provisional and subject to change.

The numbers in the table below represent the number of Florida and non-Florida residents for whom test results were received by the Department of Health. A person can be tested by more than one laboratory and can have both positive and negative results. **Therefore, the sum of the numbers in each column will be larger than the total number of people tested.**

Reporting lab	Inconclusive	Negative	Positive	Percent positive	Total
PHYSICIAN ASSOCIATES LLC		26	6	19%	32
QUICK CARE MED LLC		26	6	19%	32
MINUTECLINIC DIAGNOSTIC OF RHODE ISLAND, LLC #1544		31	1	3%	32
UNIVERSITY HOSPITAL		28	4	13%	32
MINUTECLINIC DIAGNOSTIC OF OHIO LLC		22	10	31%	32
OPIS COQUINA CENTER		32			32
WESTMINSTER ST AUGUSTINE		32			32
SEVEN HILLS HEALTH AND REHABILITATION CENTER		32			32
MOBILE DOC FL, LLC		24	7	23%	31
Life Care Center at Inverrary		31			31
IPSUM DIAGNOSTICS		3	28	90%	31
BURRY'S PHARMACY INC		16	15	48%	31
ERDOX		29	2	6%	31
GRAND OAKS OF PALM CITY LLC	1	28	2	6%	31
PERSONAL PEDIATRICS		28	3	10%	31
Heartland Health Care Center North Sarasota		18	13	42%	31
REGENCY PARK ASSISTED LIVING FACILITY		29	2	6%	31
NIGHT LITE PEDIATRICS URGENT CARE CENTER			31	100%	31
DISCOVERY COMMONS AT BRADENTON		31			31
PLAINVIEW URGENT CARE		29	2	6%	31
COLLIER ANESTHESIA PAIN LLC		31			31
LAFAYETTE NURSING AND REHABILITATION CENTER		31			31
UNION MEDICAL CARE PLLC		31			31
ESCAMBIA COUNTY JAIL		18	13	42%	31
PECONIC BAY MEDICAL CENTER LABORATORY		24	6	20%	30
PHILLIPPE RIDGE		20	10	33%	30
TRADITIONAL HOME CARE INC		29	1	3%	30
HERITAGE WATERSIDE		27	3	10%	30
PHOSPHORUS DIAGNOSTICS		27	3	10%	30
AMEERAH LABS			30	100%	30
LAKE GIBSON VILLAGE, LLC		30			30
THE TERRACE AT IVY ACRES ALF		11	19	63%	30
JACKSON COUNTY HEALTH DEPARTMENT		14	16	53%	30
SOUTHERN LABORATORY		6	24	80%	30
Summit Medical Group, Pa DbA Citymd		28	2	7%	30
STEWART MEDICAL GROUP, INC		21	9	30%	30
ADVENT HEALTH PRIMARY CARE PLUS, WINTER GARDEN		26	4	13%	30
LabCorp L#09258130 M#09258125		12	18	60%	30
BRIDGEVIEW CENTER LLC		27	3	10%	30
IMA MEDICAL GROUP POINCIANA		14	16	53%	30
FELICIDAD MEDICAL CENTER			30	100%	30
UNIV OF ROCHESTER-STRONG MEMORIAL HOSP		28	1	3%	29
COMPREHENSIVE CHILDCARE		23	6	21%	29
WOLFF CTR FOR CHILD & ADOLESCENT HEALTH PLLC,THE		19	10	34%	29
P4CLINICAL	3	2	24	83%	29
PRACTICE MANAGEMENT OF AMERICA, INC.		5	24	83%	29
WUESTHOFF MEMORIAL HOSPITAL			29	100%	29



# COVID-19: testing by laboratory

Data through Jan 3, 2021 verified as of Jan 4, 2021 at 09:25 AM

Data in this report are provisional and subject to change.

The numbers in the table below represent the number of Florida and non-Florida residents for whom test results were received by the Department of Health. A person can be tested by more than one laboratory and can have both positive and negative results. **Therefore, the sum of the numbers in each column will be larger than the total number of people tested.**

Reporting lab	Inconclusive	Negative	Positive	Percent positive	Total
SUNTREE INTERNAL MEDICINE		29			29
CITYMD OF MANAHAWKIN		27	2	7%	29
EVERLYWELL		16	13	45%	29
CENTRA CARE - DR. PHILLIPS		1	28	97%	29
ALL MY KIDS PEDIATRICS INC		18	11	38%	29
HOME CARE PHARMACY		29			29
CALADIUM PEDIATRICS		28	1	3%	29
HOSPICE OF THE TREASURE COAST		27	2	7%	29
NIGHT LITE PEDIATRICS CENTER LLC		8	21	72%	29
MAUREEN OROURKE-FUTEY			29	100%	29
FAST PACE MEDICAL CLINIC, PLLC		25	4	14%	29
NEMOURS CHILDRENS CLINIC		22	7	24%	29
BELVEDERE COMMONS OF SUN CITY CENTER		29			29
JACKSONVILLE UNIVERSITY		27	2	7%	29
SPRING MANOR ASSISTED LIVING		29			29
WESTWOOD NURSING AND REHABILITATION		28	1	3%	29
LONG ISLAND JEWISH MED CTR		27	2	7%	29
ACTIVE SENIOR LIVING		26	2	7%	28
UNION MEDICAL CARE		28			28
LONGLEAF DIAGNOSTIC LABORATORIES		3	25	89%	28
PALM GARDEN OF JACKSONVILLE		27	1	4%	28
BARTON HEALTH ALLIANCE		1	27	96%	28
SEA PINES REHABILITATION HOSPITAL		28			28
PORT ST LUCIE HOSPITAL		25	3	11%	28
LINCOLN DIAGNOSTIC LAB		27	1	4%	28
EDEN AT CRESTVIEW		12	16	57%	28
LAKELAND NURSING AND REHABILITATION CENTER			27	100%	27
WILLOWBROOKE COURT AT ST ANDREWS ESTATES		23	4	15%	27
SANTA BARBARA CARE CENTER		17	10	37%	27
L&S SENIOR CARE DBA ARCADIA OAKS		27			27
ISLAND URGENT CARE PLLC		27			27
UCLA HEALTHCARE CLINICAL LABS		23	4	15%	27
CDC		17	10	37%	27
NORTH FLORIDA PEDIATRICS		25	2	7%	27
HIGHLANDS LAKE CENTER		27			27
PALM BAY HOSPITAL			27	100%	27
PANCARE HEALTH - MALONE CLINIC		23	4	15%	27
MINUTE CLINIC INCORPORATE		22	5	19%	27
CINNAMON COVE ALF		27			27
OAKTREE HEALTHCARE			27	100%	27
CSL PLASMA INC		7	20	74%	27
PRIMECARE AT TWIN LAKES			27	100%	27
CONNECTICUT DEPARTMENT OF HEALTH		22	5	19%	27
SOUTHSIDE HOSPITAL NORTHWELL HEALTH LABORATORY		24	3	11%	27
EXPRESS CARE OF BELLEVIEW		27			27
ARIZONA DEPARTMENT OF HEALTH SERVICES			27	100%	27
University Hills health and Rehabilitation		18	9	33%	27

# COVID-19: testing by laboratory

Data through Jan 3, 2021 verified as of Jan 4, 2021 at 09:25 AM

Data in this report are provisional and subject to change.

The numbers in the table below represent the number of Florida and non-Florida residents for whom test results were received by the Department of Health. A person can be tested by more than one laboratory and can have both positive and negative results. **Therefore, the sum of the numbers in each column will be larger than the total number of people tested.**

Reporting lab	Inconclusive	Negative	Positive	Percent positive	Total
MAINSTREET FAMILY URGENT CARE		1	26	96%	27
RENAISSANCE AT THE TERRACES		27			27
SUNCOAST LABS			27	100%	27
MINUTE CLINIC LLC #2216		25	1	4%	26
MINUTECLINIC DIAGNOSTIC		26			26
SOLARIS SENIOR LIVING OF MERRITT ISLAND		26			26
ADVENT HEALTH PARTIN SETTLEMENT HEALTH PARK		18	8	31%	26
MONCRIEF ARMY HEALTH CLINIC			26	100%	26
AFTER HOURS PEDIATRICS			26	100%	26
PULMONARY SPECIALISTS OF THE PALM BEACHES		16	10	38%	26
ORLANDO LUTHERAN TOWERS ASSISTED LIVING		26			26
HERNANDO ENDOSCOPY AND SURGERY CENTER		19	7	27%	26
CENTRA CARE - SAND LAKE		1	25	96%	26
THE MINIER URGENT CARE		20	6	23%	26
ADVENTHEALTH MEDICAL GROUP PROMPT CAR		18	8	31%	26
BETHESDA HEALTH URGENT CARE			26	100%	26
HEALTH FIRST - VIERA HOSPITAL		1	25	96%	26
KEY PRIMARY CARE			26	100%	26
MOOSEHAVEN HEALTH CENTER		12	14	54%	26
WEST		14	12	46%	26
LOOP PEDIATRICS		22	4	15%	26
PORT SAINT JOHN FAMILY PRACTICE		18	8	31%	26
CDR MAGUIRE - MIAMI BEACH CC MISSION 17388		2	24	92%	26
RJ LEE GROUP	1	23	1	4%	25
FAMILY EXTENDED CARE OF PUNTA GORDA		25			25
LEVY COUNTY DEPARTMENT OF HEALTH		20	5	20%	25
WOMENS CARE FLORIDA LABORATORY		25			25
TGH URGENT CARE - RIVERVIEW			25	100%	25
BAY COUNTY SHERIFFS OFFICE JAIL FACILITY		21	4	16%	25
MICHAEL AKPEKE MD		16	9	36%	25
GRAMERCY PARK URGENT CARE		25			25
RIVERHEAD URGENT CARE		24	1	4%	25
CDR MAGUIRE INC	1	2	22	88%	25
WAVE CREST HEALTH AND REHABILITATION CENTER		25			25
WALK IN MEDICAL URGENT CARE		25			25
WALTON PLACE		25			25
SANITAS		4	21	84%	25
RADIOLOGY ASSOCIATES OF VENICE AND ENGLEWOOD		24	1	4%	25
UNIPATH		18	7	28%	25
ADVENT HEALTH CENTRA CARE - LAKE BUTLER BOULEVARD			25	100%	25
FAMILY CARE PARTNERS		15	10	40%	25
BONIFAY NURSING AND REHAB CENTER			25	100%	25
PENSACOLA DEVELOPMENTAL CENTER		9	16	64%	25
BOCA BIOLISTIC REFERENCE LAB			25	100%	25
TIDEWELL HOSPICE INC		23	2	8%	25
ARCPPOINT LABS OF FORT LAUDERDALE		25			25
ST. CLOUD HOSPITAL		20	5	20%	25

# COVID-19: testing by laboratory

Data through Jan 3, 2021 verified as of Jan 4, 2021 at 09:25 AM

Data in this report are provisional and subject to change.

The numbers in the table below represent the number of Florida and non-Florida residents for whom test results were received by the Department of Health. A person can be tested by more than one laboratory and can have both positive and negative results. **Therefore, the sum of the numbers in each column will be larger than the total number of people tested.**

Reporting lab	Inconclusive	Negative	Positive	Percent positive	Total
JAMAICA HOSPITAL MEDICAL CENTER		23	2	8%	25
STATEN ISLAND UNIVERSITY HOSPITAL-POUCH		25			25
LINCOLN MEDICAL AND MENTAL HEALTH CENTER		23	2	8%	25
HOSPICE OF MARTIN & ST LUCIE, INC		25			25
MEASE COUNTRYSIDE HOSPITAL			25	100%	25
INNOVATION CLINICAL TRIALS, INC			25	100%	25
PHYSICIANS PRIMARY CARE OF SW FLORIDA PL		24			24
AVENTIS BIO-SERVICES CTL		24			24
ROYAL PALM SENIOR RESIDENCE		24			24
MINUTECLINIC DIAGNOSTIC OF RHODE ISLAND, LLC #212		24			24
BULLS HEAD URGENT CARE		24			24
Cross Gardens Care Center		23	1	4%	24
THE CHAPPEL GROUP RESEARCH		24			24
LABORATORY DYNAMICS		20	4	17%	24
BROOKDALE JENSEN BEACH		24			24
MENORAH HOUSE		23	1	4%	24
COURTYARDS OF ORLANDO		24			24
WESTMINSTER WOODS ON JULINGTON CREEK		22	2	8%	24
EAST HILL MEDICAL GROUP		17	7	29%	24
MEDCOMP SCIENCES			24	100%	24
SENIOR HEALTH OF WINTER PARK DUNDEE		24			24
HENNEPIN COUNTY MEDICAL CENTER (HCMC)		13	11	46%	24
WELLOW URGENT CARE		23	1	4%	24
TARPON BAYOU CENTER			24	100%	24
VILLAGES REHABILITATION AND NURSING CENTER		24			24
TRUGENX		1	23	96%	24
MADWAR		19	5	21%	24
HERITAGE OAKS ASSISTED LIVING & MEMORY CARE		20	4	17%	24
NEW JERSEY		22	1	4%	23
PALM BEACH COUNTY FIRE RESCUE		21	2	9%	23
CENTRAL FLORIDA PEDIATRICS		13	10	43%	23
UNIVERSITY HILLS HEALTH AND REHABILITATION CENTER		18	5	22%	23
FHMG-FLORIDA HOSPITAL MEDICAL GROUP		20	3	13%	23
MINUTECLINIC DIAGNOSTIC OF SOUTH CARO		18	5	22%	23
PANCARE HEALTH - FREEPORT CLINIC SUITE B		20	3	13%	23
STATE LAB		2	21	91%	23
LAKE WALES OPERATING GROUP LLC		22	1	4%	23
S-H THIRTY FIVE OPCO - LUTZ, LLC		23			23
RENAISSANCE SENIOR LIVING	1	22			23
PENSACOLA PEDIATRICS - PACE		16	7	30%	23
VASSAR BROTHERS MEDICAL CENTER LABORATORY		22	1	4%	23
EGL GENETIC DIAGNOSTICS		1	22	96%	23
NOBLE SENIOR LIVING		3	20	87%	23
NORTH SHORE MEDICAL LABS		22	1	4%	23
PREMISE HEALTH MIA			23	100%	23
UF HEALTH NORTH JACKSONVILLE			23	100%	23
ADVENT HEALTH - LAKE MARY PEDIATRICS		16	7	30%	23

# COVID-19: testing by laboratory

Data through Jan 3, 2021 verified as of Jan 4, 2021 at 09:25 AM

Data in this report are provisional and subject to change.

The numbers in the table below represent the number of Florida and non-Florida residents for whom test results were received by the Department of Health. A person can be tested by more than one laboratory and can have both positive and negative results. **Therefore, the sum of the numbers in each column will be larger than the total number of people tested.**

Reporting lab	Inconclusive	Negative	Positive	Percent positive	Total
TURNING POINT OF TAMPA		20	3	13%	23
ISLAND COAST PEDIATRICS PA		22	1	4%	23
DEVELOPMENTAL DISABILITIES DEFENDANT PROGRAM		23			23
THE TERRACE OF JACKSONVILLE		3	20	87%	23
PARK WEST MEDICAL CENTER		22	1	4%	23
MINUTECLINIC DIAGNOSTIC OF NORTH CAROL		18	5	22%	23
CROSSWINDS HEALTH AND REHABILITATION CENTER		23			23
WEST VOLUSIA FAMILY AND SPORTS MEDICINE		23			23
BERNHARDT LABORATORIES		9	13	59%	22
MOBILE DIVISION LABORATORY		7	15	68%	22
SARASOTA MEMORIAL NURSING & REHABILITATION CTR		22			22
NIGHT LITE PEDIATRIC CENTER		10	12	55%	22
MAYO CLINIC JACKSONVILLE		1	21	95%	22
COLONY CARE CENTER		13	9	41%	22
MADISON COUNTY MEMORIAL HOSP		12	10	45%	22
TEN HEALTHCARE		6	16	73%	22
FIRST CHOICE PEDIATRICS LOOP		20	2	9%	22
NEUROINTERNATIONAL SARASOTA		20	2	9%	22
INSTITUTE OF PATHOLOGY KINGS COUNTY		22			22
FINLAY C. LABORATORY		3	19	86%	22
BAPTIST HEALTH SOUTH FLORIDA - WEST BOCA URGENT CARE			22	100%	22
Citymd Of Toms River		20	2	9%	22
APOLLO SURGERY CENTER		20	2	9%	22
MILLENNIUM PHYSICIAN GROUP LLC		18	4	18%	22
UNIVERSITY MEDICAL CTR OF PRINCETON AT		20	2	9%	22
WARDE MEDICAL LABORATORY		15	7	32%	22
WASHINGTON COUNTY HEALTH DEPARTMENT		11	11	50%	22
FLORIDA PEDIATRICS		6	16	73%	22
CORNERSTONE MEDICAL CARE OF BRANDON PL		19	3	14%	22
SUNQUEST		3	19	86%	22
MIDDLETOWN MEDICAL P C		13	9	41%	22
WUESTHOFF MEDICAL CENTER-MELBOURNE			22	100%	22
KINDRED HOSPITAL CENTRAL TAMPA BLOOD GAS		22			22
DIACARTA INC.		22			22
GENTIVA HEALTH SERVICES CERTIFIED INC		22			22
WESTPAC LABS		1	21	95%	22
MONTEFIORE NEW ROCHELLE HOSPITAL		21	1	5%	22
Lanier Rehab			22	100%	22
GOOD SAMARITAN HOSPITAL LABORATORY		19	3	14%	22
PSL NAPLES BH OPERATIONS, LLC		22			22
ROYAL CARE OF AVON PARK		19	3	14%	22
ROCKLEDEGE REGIONAL MEDICAL CENTER		17	5	23%	22
SOS MOBILE MEDICAL CARE LLC		18	4	18%	22
BROOKDALE UNIVERSITY HOSPITAL		21	1	5%	22
MAKO MEDICAL		14	8	36%	22
MICHAEL J D'AMBROSE MD PA		19	2	10%	21
MINUTECLINIC DIAGNOSTIC OF NORTH CARO		19	2	10%	21

# COVID-19: testing by laboratory

Data through Jan 3, 2021 verified as of Jan 4, 2021 at 09:25 AM

Data in this report are provisional and subject to change.

The numbers in the table below represent the number of Florida and non-Florida residents for whom test results were received by the Department of Health. A person can be tested by more than one laboratory and can have both positive and negative results. **Therefore, the sum of the numbers in each column will be larger than the total number of people tested.**

Reporting lab	Inconclusive	Negative	Positive	Percent positive	Total
HOLY NAME HOSPITAL LABORATORY		20	1	5%	21
CHILDREN'S MEDICAL CENTER			21	100%	21
PANCARE HEALTH - BONIFAY K-8			21	100%	21
WEST BROWARD CARE CENTER		20	1	5%	21
WINDERMERE MEDICAL CENTER		18	3	14%	21
FLORIDA DEPARTMENT OF HEALTH IN TAYLOR COUNTY		16	5	24%	21
AMERICAN ESOTERIC LABORATORIES		6	15	71%	21
GASTROENTEROLOGY ASSOCIATES OF PENSACOLA PA		20	1	5%	21
LABORATORY ALLIANCE OF CENTRAL NEW YORK		20	1	5%	21
MORTON PLANT HOSPITAL NURSING			21	100%	21
PATHGROUP			21	100%	21
MOBILE MEDICAL ASSOCIATES PL		9	12	57%	21
NURSES HELPING HANDS INC ALF		21			21
NAPHCARE, INC.		11	10	48%	21
PHYSICIANS STAT		2	19	90%	21
THE RESIDENCE AT TIMBER PINES		21			21
UPMC CHAUTAUQUA AT WCA LABORATORY		20	1	5%	21
ST JUDE CHILDRENS RESEARCH HOSPITAL		21			21
CALHOUN COUNTY HEALTH DEPT		5	16	76%	21
CLINICAL PATHOLOGY LABORATORIES SOUTHEAST			21	100%	21
INTERNATIONAL MEDICAL LABORATORY INC		21			21
GENESIS DERMATOLOGY		19	2	10%	21
CL BRUMBACK PRIMARY CARE CLINIC LANTANA		2	18	90%	20
ASHTON PLACE	2	14	4	20%	20
MED PLUS FLORENCE		16	4	20%	20
PANCARE HEALTH - JACKSON COUNTY		13	7	35%	20
NORTH CAROLINA DEPARTMENT OF HEALTH & HUMAN SERVICES			20	100%	20
POARCH BANC CREEK INDIANS TRIBAL HEALTH DEPARTMENT			20	100%	20
220 GOLDEN, LLC		20			20
POINT OF CARE CLINICS PRIMARY CARE		20			20
MEDICAL EXPRESS CORP		18	2	10%	20
MINUTECLINIC DIAGNOSTIC OF NEW JERSEY		17	3	15%	20
FLORIDA PEDIATRIC GROUP PA		19	1	5%	20
EPIC REFERENCE LABS INC			20	100%	20
CVS		1	19	95%	20
INN AT ASTON GARDENS AT PELICAN POINTE,THE		20			20
GEORGE SAFRAN MD PC		18	2	10%	20
CHIPOLA MEDICAL ASSOCIATES		4	16	80%	20
CARENOW - DOWNTOWN NORTH GULCH		20			20
HEALTHY MINORS, LLC.		20			20
MINUTECLINIC LLC #6007		15	5	25%	20
VETERANS AFFAIRS MEDICAL CENTER - NEW YORK HARBOR		19	1	5%	20
ARDEN COURTS OF WINTER SPRINGS		18	2	10%	20
BAY PEDIATRICS PA		18	2	10%	20
STETSON UNIVERSITY STUDENT HEALTH CENTER		3	17	85%	20
BROWARD HEALTH IMPERIAL POINT NURSING			20	100%	20
FLORIDA HOSPITAL LABS		11	9	45%	20



# COVID-19: testing by laboratory

Data through Jan 3, 2021 verified as of Jan 4, 2021 at 09:25 AM

Data in this report are provisional and subject to change.

The numbers in the table below represent the number of Florida and non-Florida residents for whom test results were received by the Department of Health. A person can be tested by more than one laboratory and can have both positive and negative results. **Therefore, the sum of the numbers in each column will be larger than the total number of people tested.**

Reporting lab	Inconclusive	Negative	Positive	Percent positive	Total
CENTRAL FLORIDA HEALTH CARE INC		2	18	90%	20
HUNT CLUB PEDIATRIC ASSOCIATES LLC		19	1	5%	20
BOND AND STEELE CLINIC, PA		17	3	15%	20
LAKE WORTH MANOR		19	1	5%	20
MINUTECLINIC, LLC #08366		15	5	25%	20
ROCKLEDGE FAMILY HEALTH			20	100%	20
MORTON PLANT			20	100%	20
RESIDENCE AT BAY VUE		19	1	5%	20
DESOTO PALMS ALF		20			20
NORTH FLORIDA PEDIATRICS - JACKSONVILLE		18	2	10%	20
Wiregrass Rehabilitation Center and Nursing Home		20			20
AVALON PARK RETIREMENT RESIDENCE		20			20
MADISON COUNTY MEMORIAL HOSPITAL LABORATORY		14	6	30%	20
REDITUS LABORATORIES			20	100%	20
TGH MEDICAL GROUP LABORATORY CARROLLWOOD			20	100%	20
ENGLEWOOD HOSPITAL AND MEDICAL CENTER		16	4	20%	20
HEARTLAND HEALTHCARE AND REHAB CENTER			20	100%	20
HENDRY REGIONAL CORPORATE HEALTH			20	100%	20
EMERITUS AT NAPLES	1	19			20
MINUTE CLINIC, LLC DBA MINUTECLINIC #4505		18	1	5%	19
MED HEALTH SERVICES		18	1	5%	19
HARBORCHASE OF WELLINGTON CROSSING		18	1	5%	19
INTEGRATED REGIONAL LABORATORIES - LARGO			19	100%	19
BRANDON COMMUNITY HEALTH CENTER		11	8	42%	19
PRIME CARE ONE LLC/HARBORCHASE OF VENICE			19	100%	19
ESOTERIX GENETIC LABORATORIES		16	3	16%	19
STONE WASH CLINICAL LABORATORIES		2	17	89%	19
CROSSROADS URGENT CARE		13	6	32%	19
BETHUNE-COOKMAN UNIVERSITY		1	18	95%	19
ALTAMONTE MD			19	100%	19
NANO HEALTH ASSOCIATES LLC		19			19
BROOKWOOD BAPTIST MEDICAL CENTER		18	1	5%	19
AMMON ANALYTICAL LABORATORIES		17	2	11%	19
ANDALUSIA HEALTH		9	10	53%	19
NO NAME		8	11	58%	19
WEINBERG VILLAGE		19			19
SEVEN RIVERS REGIONAL MEDICAL CENTER		5	14	74%	19
JOHNS HOPKINS CHILDREN'S HOSPITAL			19	100%	19
LAKE REGIONAL URGENT CARE		1	18	95%	19
ADVENT HEALTH EXPRESS		9	10	53%	19
LAB INTERMARKET FACILITY LAB		1	18	95%	19
COASTAL SKIN SURGERY AND DERMATOLOGY		13	6	32%	19
JEFFERSON K-12, A SOMERSET SCHOOL- CLINIC		16	3	16%	19
EMERGENCY PHYSICIANS MEDICAL CENTER LLC		10	9	47%	19
BAYVIEW MEDICAL		19			19
ALAN A SMITH MD LLC		18	1	5%	19
GREEN GABLES ASSISTED LIVING FACILITY		19			19

# COVID-19: testing by laboratory

Data through Jan 3, 2021 verified as of Jan 4, 2021 at 09:25 AM

Data in this report are provisional and subject to change.

The numbers in the table below represent the number of Florida and non-Florida residents for whom test results were received by the Department of Health. A person can be tested by more than one laboratory and can have both positive and negative results. **Therefore, the sum of the numbers in each column will be larger than the total number of people tested.**

Reporting lab	Inconclusive	Negative	Positive	Percent positive	Total
ST PETER'S BENDER LABORATORY		19			19
ACCESS 365 URGENT CARE		7	12	63%	19
LONG TERM CARE OF GULF BREEZE LLC		17	2	11%	19
INTERCOASTAL MEDICAL GROUP			19	100%	19
NORTH CENTRAL BRONX HOSPITAL		18	1	5%	19
PALMS REHABILITATION AND HEALTHCARE CENTER		16	3	16%	19
THE COMMONWEALTH OF MASSACHUSETTS			19	100%	19
STEWART MEDICAL GROUP INC			19	100%	19
NOVANT HEALTH		14	5	26%	19
ALABAMA CLINICS		8	11	58%	19
PROFESSIONAL URGENT CARE SERVICES		13	5	28%	18
CAREMED INTERNAL MEDICINE			18	100%	18
LIFE CARE CENTER OF JACKSONVILLE			18	100%	18
SAMFORD UNIVERSITY HEALTH SERVICES		17	1	6%	18
MADISON CORE LABORATORIES		17	1	6%	18
TIMBERLANE LODGE ALF	1	10	7	39%	18
DAVID LAWRENCE CENTER		15	3	17%	18
URGENT CARE USA			18	100%	18
MOORINGS PARK OAKSTONE AT GREY OAKS		17	1	6%	18
PRIMECARE OF DOTHAN-DALEVILLE CLINIC		14	4	22%	18
XPRESS WELLNESS URGENT CARE			18	100%	18
FAMILY CARE PARTNERS URGENT CARE LLC		13	5	28%	18
ASURANCE SCIENTIFIC LABORATORIES		18			18
MEDEXPRESS URGENT CARE - BLOOMINGTON		16	2	11%	18
DCH REGIONAL MEDICAL CENTER LABORATORY		17	1	6%	18
COLORADO DEPARTMENT OF HEALTH LABORATORY SERVICES DIVISION			18	100%	18
GLEN COVE HOSPITAL		18			18
CLERMONT ADVENTHEALTH CENTRA CARE			18	100%	18
HARBOUR ISLAND PEDIATRICS		12	6	33%	18
NORTH PINELLAS CHILDRENS MEDICAL CENTER			18	100%	18
ADVENTHEALTH EXPRESS CARE AT			18	100%	18
ESTATES MEDICAL CENTER		12	6	33%	18
MARION COUNTY HEALTH DEPARTMENT		17	1	6%	18
MIAMI CLINICAL RESEARCH CORP			18	100%	18
GENERAL INTERNAL MEDICINE MEDICAL CTR CLINIC		13	5	28%	18
WALGREENS 9627		17	1	6%	18
FAMILY CARE CYPRESS CREEK		1	17	94%	18
TPCA CLINICAL LABORATORIES		15	3	17%	18
CANTON-POTSDAM HOSPITAL LABORATORY		18			18
MARATHON HEALTH FOR LIFE		16	2	11%	18
JACKSON NORTH MEDICAL CENTER		2	16	89%	18
FLORIDA COMMUNITY HEALTH CENTER OF ST. LUCIE		1	17	94%	18
HARTFORD HOSPITAL ANCILLARY LAB		17	1	6%	18
TOTAL RENAL LABORATORIES INC		13	5	28%	18
CONNECTDX		4	14	78%	18
Hampton Court Nursing and Rehabilitation Center		17	1	6%	18
KIVA AT CANTERBURY			17	100%	17

# COVID-19: testing by laboratory

Data through Jan 3, 2021 verified as of Jan 4, 2021 at 09:25 AM

Data in this report are provisional and subject to change.

The numbers in the table below represent the number of Florida and non-Florida residents for whom test results were received by the Department of Health. A person can be tested by more than one laboratory and can have both positive and negative results. **Therefore, the sum of the numbers in each column will be larger than the total number of people tested.**

Reporting lab	Inconclusive	Negative	Positive	Percent positive	Total
WALGREEN EASTERN CO, INC		17			17
CARESPOT		1	16	94%	17
LABCORP BURLINGTON		4	13	76%	17
Cleveland Clinic Laboratories		4	13	76%	17
BAHIA OAKS LODGE		16	1	6%	17
HEALTHCARE NOW			17	100%	17
UM MILLER SCHOOL OF MEDICINE			17	100%	17
TENNESSEE DEPARTMENT OF HEALTH		13	4	24%	17
CARE CENTERS OF NASSAU		16	1	6%	17
WALGREENS COVID-19		14	3	18%	17
APOLLO HEALTH & REHABILITATION		12	5	29%	17
JUPITER MEDICAL CENTER			17	100%	17
CONSOLIDATED LAB SERVICES		8	9	53%	17
WINTER PARK FAMILY PRACTICE LLC		17			17
COAST MED URGENT CARE		16	1	6%	17
UVMCM MICROBIOLOGY		16	1	6%	17
MICHELLE S PAGE MD PA		17			17
WIREGRASS CLINIC LLC		14	3	18%	17
MICHIGAN DEPARTMENT OF HEALTH AND HUMAN SERVICES			17	100%	17
ASCENSION ST VINCENT'S PRIMARY CARE			17	100%	17
TALLAHASSEE DEVELOPMENTAL CENTER□		17			17
ST ELIZABETH MEDICAL CENTER LABORATORY		16	1	6%	17
FLAGLER HOSPITAL INC	2		15	88%	17
OAKMONTE VILLAGE		16	1	6%	17
The Ponce Therapy Care Center		17			17
EASTERN SHORE URGENT CARE		9	8	47%	17
ST. JUDES LABORATORIES		12	5	29%	17
NEW YORK PRESBYTERIAN - ALLEN HOSPITAL		17			17
ERIC C MARSHAL MD, PC DBA MINUTECLINIC		15	1	6%	16
MORRIS PARK URGENT CARE		13	3	19%	16
MINUTE CLINIC DIAGNOSTIC OF SC, LLC #75		15	1	6%	16
DALE MEDICAL CENTER		11	5	31%	16
MILLENNIUM PHYSICIAN GRP LLC NAPLES PINE RIDGE			16	100%	16
MARION PEDIATRICS PA		13	3	19%	16
ADVENT HEALTH CENTRA CARE - LAKE BUENA VISTA			16	100%	16
COUNTY OF LOS ANGELES			16	100%	16
CRUCIAL CARE		10	6	38%	16
ADVANCED EMURGENT CARE		8	8	50%	16
FORT SANDERS REGIONAL LABORATORY		16			16
BONIFAY NURSING AND REHABILITATION CENTER			16	100%	16
ALL PEDIATRIC CARE			16	100%	16
KEYSTYLE LIVING LLC	1	15			16
STUART REHABILITATION AND HEALTHCARE		4	12	75%	16
BOZEMAN HEALTH DEACONESS HOSPITAL		13	3	19%	16
HOWARD BEACH URGENT CARE		16			16
XERA MED RESEARCH			16	100%	16
RITECARE MEDICAL CENTER			16	100%	16

# COVID-19: testing by laboratory

Data through Jan 3, 2021 verified as of Jan 4, 2021 at 09:25 AM

Data in this report are provisional and subject to change.

The numbers in the table below represent the number of Florida and non-Florida residents for whom test results were received by the Department of Health. A person can be tested by more than one laboratory and can have both positive and negative results. **Therefore, the sum of the numbers in each column will be larger than the total number of people tested.**

Reporting lab	Inconclusive	Negative	Positive	Percent positive	Total
MEDEXPRESS - BLOOMIN BRANDS		4	12	75%	16
RESOLVE MOLECULAR DIAGNOSTICS		12	4	25%	16
REGENEXX TAMPA BAY		14	2	13%	16
HARMONY HEALTH OPCO, LLC		15	1	6%	16
DEPARTMENT OF HEALTH BUREAU OF FAMILY		16			16
OKEECHOBEE HEALTHCARE FACILITY			16	100%	16
ASSISTED LIVING OF BROWARD		16			16
MARTHA'S HOUSE & ASSISTED LIVING FACILITY		16			16
URGENT CARE CLINIC OF LINCOLN		14	2	13%	16
CAPE CORAL HOSPITAL ABG LABORATORY		10	6	38%	16
FAST TRACK URGENT CARE CENTER - TYRONE			16	100%	16
HEALTH CENTRAL HOSPITAL			16	100%	16
FAST PACE MEDICAL CLINIC		15	1	6%	16
MINUTECLINIC DIAGNOSTIC OF KANSAS, PA		15	1	6%	16
PALMETTO PEDIATRICS			16	100%	16
LONG BEACH URGENT CARE		16			16
ALL FLORIDA FAMILY & SPORTS MEDICINE		15	1	6%	16
JOSEPH MIGNOGNA		13	3	19%	16
URGENT CARE WEST CLINIC		14	2	13%	16
INTERNAL MEDICINE ASSOCIATES & SPECIALTIES INC		15	1	6%	16
SRMC AVALON		9	7	44%	16
ARTHREX MEDICAL CENTER		10	6	38%	16
BIOREFERENCE LABORATORIES INC		3	13	81%	16
HOLLEY-NAVARRE MEDICAL CLINIC		5	10	67%	15
NOVANT HEALTH GOHEALTH URGENT CARE-HARRISBURG		8	7	47%	15
WEISS PEDIATRIC CARE LLC		14	1	7%	15
HODGES CLUSTER		2	13	87%	15
THE CANOPY AT HARPER LAKE	1		14	93%	15
NEWYORK-PRESBYTERIAN/ LAWRENCE HOSPITAL LABORATORY		13	2	13%	15
TELEVISIT MALABAR PEDIATRICS		5	10	67%	15
HELIX DIAGNOSTICS			15	100%	15
KEY WEST MEDICAL CENTER	1	14			15
HUNT CLUB MEDICAL		12	3	20%	15
MILTON 4707		15			15
MEADOWCREST MOLECULAR DIAGNOSTICS, LLC			15	100%	15
DIATHERIX		13	2	13%	15
UNION CHD		14	1	7%	15
MISIR DRUGS LLC		10	5	33%	15
LAKEVIEW HEALTH CARE SYSTEMS		4	11	73%	15
SPEARHEAD MEDICAL			15	100%	15
LAKE PLACID HEALTH AND REHABILITATION			15	100%	15
PROFESSIONAL PEDIATRICS		14	1	7%	15
AURORA DIAGNOSTICS		3	12	80%	15
ST CATHERINE OF SIENA HOSPITAL		14	1	7%	15
Z UROLOGY		15			15
MEDEXPRESS URGENT CARE LEWISBURG		15			15
ORLANDO HEALTH		2	13	87%	15

# COVID-19: testing by laboratory

Data through Jan 3, 2021 verified as of Jan 4, 2021 at 09:25 AM

Data in this report are provisional and subject to change.

The numbers in the table below represent the number of Florida and non-Florida residents for whom test results were received by the Department of Health. A person can be tested by more than one laboratory and can have both positive and negative results. **Therefore, the sum of the numbers in each column will be larger than the total number of people tested.**

Reporting lab	Inconclusive	Negative	Positive	Percent positive	Total
EASTLAKE PEDIATRICS - TRINITY		15			15
FAMILY CARE CENTER OF ARLINGTON		10	5	33%	15
ADVENT HEALTH - ZEPHYRHILLS			15	100%	15
PINES NURSING HOME		14	1	7%	15
HUNTINGTON STATION URGENT CARE		14	1	7%	15
ADIRONDACK MEDICAL CENTER		15			15
WALGREENS 4915		14	1	7%	15
JESSIE TRICE COMMUNITY HEALTH SYSTEM, INC		1	14	93%	15
SUMTER PEDIATRICS		15			15
Salerno Bay Health & Rehabilitation Center		11	4	27%	15
MARIANNA HEALTH AND REHABILITATION CENTER		15			15
UAH STUDENT HEALTH CENTER		10	5	33%	15
SINAI HOSPITAL OF BALTIMORE		15			15
LIGHTHOUSE PEDIATRICS OF NAPLES		10	4	29%	14
OCEANSIDE URGENT CARE		14			14
COOPER HEALTHCARE		14			14
ST JOSEPH HOSPITAL		13	1	7%	14
SHELBY BAPTIST MEDICAL CENTER		9	5	36%	14
COMMUNITY MEDICAL CARE CENTER INC			14	100%	14
SIGNATURE HEALTHCARE OF ORANGE PARK		14			14
FLORIDA HOSPITAL WINTER GARDEN		13	1	7%	14
49D2045214PHYSICIAN OFFICE WAIVER MEDEXPRESS URGENT CARE - HARRISONBU		6	8	57%	14
CAREHERE- LCS LEESBURG			14	100%	14
BAY STREET PHARMACY☐		14			14
NEW YORK METHODIST HOSPITAL		13	1	7%	14
ARBOR TERRACE ORTEGA LLC		14			14
MINUTECLINIC DIAGNOSTIC OF ILLINOIS L		12	2	14%	14
OSCEOLA ALF OPERATOR, LLC DBA☐		14			14
MEDEMERGE		13	1	7%	14
EPIPHANY HEALTH		8	6	43%	14
ADVANCED URGENT CARE		12	2	14%	14
MORNINGSIDE MANOR & VILLA ADULT CARE C		14			14
ROADS PEDIATRICS,LLC		13	1	7%	14
THOMAS INTERNAL MEDICINE		13	1	7%	14
SHORE MEMORIAL HOSPITAL		13	1	7%	14
WELLINGTON FAMILY PRACTICE		13	1	7%	14
SACRED HEART HEALTH SYSTEM INC		13	1	7%	14
FUNGAL REFERENCE LABORATORY		12	2	14%	14
Belleair Healthcare Center		8	6	43%	14
TOTTENVILLE CIRCLE URGENT CARE		14			14
PALMS MEDICAL GROUP - LAKE CITY WEST		3	11	79%	14
BENTON HOUSE OF PORT ORANGE		8	6	43%	14
SYNIVERSE WELLNESS CENTER		12	2	14%	14
BOCA SIMON		2	12	86%	14
ASTORIA HEALTH AND REHABILITATION CENTER		13	1	7%	14
NORTHWESTERN MEMORIAL HOSPITAL			14	100%	14
ABSOLUTE GENOMICS		7	7	50%	14



# COVID-19: testing by laboratory

Data through Jan 3, 2021 verified as of Jan 4, 2021 at 09:25 AM

Data in this report are provisional and subject to change.

The numbers in the table below represent the number of Florida and non-Florida residents for whom test results were received by the Department of Health. A person can be tested by more than one laboratory and can have both positive and negative results. **Therefore, the sum of the numbers in each column will be larger than the total number of people tested.**

Reporting lab	Inconclusive	Negative	Positive	Percent positive	Total
SUPERIOR RESIDENCES OF LECANTO			14	100%	14
EXPRESS FAMILY CARE LLC			14	100%	14
ROSLYN URGENT CARE		14			14
ST VINCENT'S EAST		13	1	7%	14
HALIFAX HEALTH URGENT CARE		2	12	86%	14
GLEN OAKS URGENT CARE		14			14
ROBERT WOOD JOHNSON UNIVERSITY HOSP		12	2	14%	14
MEDEXPRESS URGENT CARE, MOON TOWNSHIP		13	1	7%	14
HORIZON ALF		14			14
ALAN L MELOTEK MD		14			14
BIO-TECH CLINICAL LABORATORIES INC		14			14
PROMEDICA LABORATORIES		11	3	21%	14
VIRTUA		12	2	14%	14
PONCE PLAZA NURSING & REHAB CENTER		3	11	79%	14
CARESPOT OF NOCATEE			14	100%	14
SUMMIT MEDICAL GROUP - 75 E NORTHFIELD		12	2	14%	14
BROOKDALE BRANDON	1	13			14
M&V SAN JOSE MEDICAL CENTER			14	100%	14
HEALTHFIRST ADVENT HEALTH CENTRA CARE COCOA BEACH			14	100%	14
GRAND VILLA OF ST. PETERSBURG		12	2	14%	14
POLK CHD BARTOW		13	1	7%	14
MD BEAUTY LABS, PA		12	1	8%	13
HUDSON VALLEY HOSPITAL CENTER LABORATORY		12	1	8%	13
GROWING TOGETHER PEDIATRICS, LLC		10	3	23%	13
EAR NOSE & THROAT ASSOCIATES OF MANATEE PA		13			13
BROOKLYN HOSPITAL CENTER DOWNTOWN CAMPUS		13			13
BARNETT PARK☐			13	100%	13
PARKWEST MEDICAL CENTER		11	2	15%	13
FLORIDA STATE HOSPITAL			13	100%	13
PRATTVILLE BAPTIST HOSPITAL		11	2	15%	13
LUCID DIAGNOSTICS LABS			13	100%	13
KRYSTAL BAY NURSING AND REHABILITATION		10	3	23%	13
PROFESSIONAL PARK PEDIATRICS PA			13	100%	13
ROCKLEDGE		3	10	77%	13
BROOKDALE CANOPY OAKS			13	100%	13
THE TRADITION OF THE PALM BEACHES		13			13
SPRINGWOOD COURT		8	5	38%	13
FORT WALTON BEACH DEVELOPMENTAL CENTER		12	1	8%	13
DYNAMIC DNA LAB		1	12	92%	13
CENTER ONE SURGERY CENTER		9	4	31%	13
Cross Care Center			13	100%	13
COLLEGE POINT URGENT CARE		12	1	8%	13
GRACE MEDICAL HOME		11	2	15%	13
CLEVELAND CLINIC			13	100%	13
UNIVERSITY LAB			13	100%	13
CAMPBELL URGENT CARE			13	100%	13
MERCY MEDICAL URGENT CARE CENTER INC		2	11	85%	13

# COVID-19: testing by laboratory

Data through Jan 3, 2021 verified as of Jan 4, 2021 at 09:25 AM

Data in this report are provisional and subject to change.

The numbers in the table below represent the number of Florida and non-Florida residents for whom test results were received by the Department of Health. A person can be tested by more than one laboratory and can have both positive and negative results. **Therefore, the sum of the numbers in each column will be larger than the total number of people tested.**

Reporting lab	Inconclusive	Negative	Positive	Percent positive	Total
AUBURN COMMUNITY HOSPITAL		12	1	8%	13
FAMILY AND INTERNAL MEDICINE AT AVALON PARK		11	2	15%	13
GULFSIDE HOSPICE INC		10	3	23%	13
WALGREENS 3145		10	3	23%	13
Gabisa Medical LLC		13			13
HEALTH MED CENTERS		13			13
SOUTH NASSAU COMMUNITIES HOSPITAL		10	3	23%	13
S-H THIRTY FIVE OPCO - ORANGE CITY, LLC		11	2	15%	13
REGENCY SQUARE MALL - SEARS		2	11	85%	13
JOSEPH SCHENKER MD PC DBA CENTERS URGENT		11	2	15%	13
RIVERSIDE COTTAGES AT THE SHORES, LLC			13	100%	13
CLINICAL LABORATORY SERVICES			13	100%	13
SOUTHCOR LABORATORY		2	11	85%	13
JUST FOR KIDS PEDIATRICS		5	8	62%	13
ESCAMBIA COMMUNITY CLINIC		2	11	85%	13
BAPTIST MEDICAL CENTER EAST		10	3	23%	13
OPIS ISLAND LAKE CENTER		13			13
REGENCY OAKS HEALTH CENTER		11	2	15%	13
BROOKDALE DELAND			13	100%	13
SHELBY COUNTY HEALTH CARE CORPORATION		10	3	23%	13
BAPTIST MEMORIAL HEALTH CARE		11	2	15%	13
CVS MINUTE CLINIC DIAGNOSTIC OF NORTH CAROL		12	1	8%	13
SUNSHINE ASSISTED LIVING		13			13
TOTAL ACCESS URGENT CARE			13	100%	13
IN-OFFICE LAB		12	1	8%	13
VILLA OF KINGS AND QUEENS OF DELRAY		13			13
Sunnyside Care Center		13			13
CORE LABORATORY		1	12	92%	13
ROWLETT MIDDLE ACADEMY		11	2	15%	13
PHELPS HOSPITAL LABORATORY		11	2	15%	13
SOUTHEAST FAMILY HEALTHCARE CENTER			13	100%	13
UR CARE FAMILY AND SPORTS MEDICINE			12	100%	12
MAINSTREET FAMILY SELECT		1	11	92%	12
BETHESDA HEALTH PHYSICIAN GROUP INC			12	100%	12
MINUTECLINIC DIAGNOSTIC OF MICHIGAN		11	1	8%	12
MASSACHUSETTS GENERAL HOSPITAL		1	11	92%	12
WORLD WRESTLING ENTERTAINMENT			12	100%	12
STATEN ISLAND UNIVERSITY HOSPITAL		11	1	8%	12
GLEN OAKS HEALTH AND REHABILITATION CENTER			12	100%	12
ORANGE REGIONAL MEDICAL CENTER LABORATORY		10	2	17%	12
STAT ONE URGENT CARE CENTER			12	100%	12
INNOVATIVE RESEARCH OF WEST FLORIDA		9	3	25%	12
MINUTECLINIC DIAGNOSTICS MEDICAL GROUP		12			12
LONG ISLAND JEWISH VALLEY STREAM		12			12
NAPLES GREEN VILLAGE		12			12
VERITAS RESEARCH CORP			12	100%	12
MI2297090CV HOLLAND-23D2189684		12			12

# COVID-19: testing by laboratory

Data through Jan 3, 2021 verified as of Jan 4, 2021 at 09:25 AM

Data in this report are provisional and subject to change.

The numbers in the table below represent the number of Florida and non-Florida residents for whom test results were received by the Department of Health. A person can be tested by more than one laboratory and can have both positive and negative results. **Therefore, the sum of the numbers in each column will be larger than the total number of people tested.**

Reporting lab	Inconclusive	Negative	Positive	Percent positive	Total
MAITLAND PRIMARY CARE		9	3	25%	12
IREPERTOIRE_MOL_LAB		12			12
CHILDRENS MEDICAL CENTER			12	100%	12
COMPREHENSIVE CHILDCARE ASSOCIATES		8	4	33%	12
FLORIDA ATLANTIC UNIVERSITY		10	2	17%	12
VPA PC LAB		12			12
CARDIOLOGY AND MEDICINE ASSOCIATES INC		12			12
FAMILY CARE			12	100%	12
ACADIAN DIAGNOSTIC LABORATORIES		8	4	33%	12
PHYSICIANS CARE		10	2	17%	12
MD PLUS URGENT CARE, LLC			12	100%	12
MINUTECLINIC, LLC # 4469		11	1	8%	12
LIFE CARE OF PORT SAINT LUCIE		3	9	75%	12
FLORIDA DEPARTMENT OF HEALTH IN HILLSBOROUGH COUNTY			12	100%	12
DEPT OF VA MEDICAL CENTER - BAY PINES			12	100%	12
APPLE DIAGNOSTICS LAB		5	7	58%	12
MARQUES PEDIATRICS			12	100%	12
BRYAN WHITFIELD MEMORIAL HOSPITAL		8	4	33%	12
AMELIA ASSISTED LIVING FACILITY		12			12
STEWART MELBOURNE HOSPITAL, INC	1		11	92%	12
FLORIDA DEPT OF HEALTH		4	8	67%	12
LEON CHD		12			12
PANCARE HEALTH - BAY COUNTY - YOUNGSTOWN		11	1	8%	12
TLC FAMILY CARE HOME INC		12			12
MACKOUL PEDIATRICS FORT MYERS			12	100%	12
FLUSHING HOSPITAL MEDICAL CENTER		9	3	25%	12
CVS MINUTE CLINIC DIAGNOSTIC OF TEXAS LLC		9	3	25%	12
UC HEALTH UNIVERSITY HOSPITAL		10	2	17%	12
COLLIER BLVD HMA PHYSICIAN MANAGEMENT LLC		12			12
Baldwin Pediatrix		12			12
ADVENT HEALTH - KISSIMMEE		3	9	75%	12
DEPT OF VA MED CENTE-WEST PALM BEACH			12	100%	12
WOODHOUSE INC		12			12
SOUTHEASTERN OUTPATIENT SURGERY CENTER		12			12
ODYSSEY HEALTHCARE OF MARION COUNTY, LLC		12			12
ST PETER'S UNIVERSITY HOSPITAL		9	3	25%	12
NCHD		3	9	75%	12
Consulate Health Care of Jacksonville			12	100%	12
BLISS HEALTHCARE SERVICES		1	11	92%	12
MERIDIAN AT WATERWAYS, THE		10	2	17%	12
BVL PEDIATRICS		12			12
BROOKDALE PADDOCK HILLS		12			12
SANIBEL INTERNAL MEDICINE, LLC		10	2	17%	12
MINUTECLINIC DIAGNOSTIC OF RHODE ISLAND, LLC #590		12			12
MCWHORTER SCHOOL OF PHARMACY		12			12
SUMMIT ATLANTIC SURGERY CENTER		12			12
MONTEFIORE ST LUKE'S CORNWALL HOSPITAL		9	3	25%	12

# COVID-19: testing by laboratory

Data through Jan 3, 2021 verified as of Jan 4, 2021 at 09:25 AM

Data in this report are provisional and subject to change.

The numbers in the table below represent the number of Florida and non-Florida residents for whom test results were received by the Department of Health. A person can be tested by more than one laboratory and can have both positive and negative results. **Therefore, the sum of the numbers in each column will be larger than the total number of people tested.**

Reporting lab	Inconclusive	Negative	Positive	Percent positive	Total
BROWARD DIALYSIS			12	100%	12
WALGREEN		4	8	67%	12
OLIVE BRANCH HEALTH AND REHABILITATION CENTER			12	100%	12
NORTHWEST FLORIDA SLEEP			12	100%	12
JEFFERSON COUNTY HEALTH DEPARTMENT-MONTICELLO		7	5	42%	12
FHCP-PORT ORANGE		3	9	75%	12
ROCKLAND URGENT CARE FAMILY HEALTH NP		12			12
MERCY MEDICAL CENTER		5	7	58%	12
MELBOURNE FAMILY PRACTICE		11	1	8%	12
NEMOURS CHILDREN'S URGENT CARE, ORLANDO - WATERFORD LAKES			12	100%	12
LAB UNKNOWN		1	11	92%	12
BAPTIST PRIMARY CARE PONTE VEDRA		6	5	45%	11
UNIVERSITY CENTRA CARE		10	1	9%	11
MINUTECLINIC MINUTECLINIC #8746		11			11
LAKELAND HILLS CENTER		4	7	64%	11
TOWERS HOME CARE☐		11			11
PATHLINE			11	100%	11
TRINITY MEDICAL ASSOCIATES LLC			11	100%	11
MINUTECLINIC DIAGNOSTIC OF NORTH CAROLINA PC		9	2	18%	11
PINELLAS COUNTY HEALTH DEPARTMENT		2	9	82%	11
BAYCARE HEALTH SYSTEMS		1	10	91%	11
Citymd Of Lacey		10	1	9%	11
MINUTE CLINIC DIAGNOSTIC OF VIRGINIA		8	3	27%	11
MINUTECLINIC DIAGNOSTIC OF PENNSYLVANI		11			11
Bon Secours Maria Manor		8	3	27%	11
COLORADO DEPARTMENT OF PUBLIC HEALTH AND ENVIRONMENT			11	100%	11
ADVENTHEALTH MEDICAL GROUP FAMILY MEDICINE		11			11
MINUTECLINIC DIAGNOSTIC PA		11			11
BHA CENTRAL COUNTY CLINIC		1	10	91%	11
TREASURE COAST URGENT CARE			11	100%	11
BLOUNT MEMORIAL HOSPITAL		10	1	9%	11
MORTON PLANT MEASE			11	100%	11
MEDICAL CENTER AFFILIATES WEST PALM			11	100%	11
LEHIGH VALLEY HOSPITAL		3	8	73%	11
LYSTER ACH FT RUCKER AL		10	1	9%	11
AVOW HOSPICE INC		11			11
SAFARI PEDIATRICS PA		10	1	9%	11
WINTER PARK CARE AND REHABILITATION			11	100%	11
NIGHT LITE PEDIATRICS CENTER, LLC		1	10	91%	11
BASSETTI & ASSOCIATES, MD, PA			11	100%	11
ADVENT HEALTH - DELTONA ER		1	10	91%	11
MEDEXPRESS URGENT CARE - ROBINSON TWP, STEUBENVILLE PIKE		11			11
FIRST CHOICE PEDIATRICS INC		10	1	9%	11
The Waterford		11			11
SUNCOAST URGENT CARE			11	100%	11
UMHC/SYLVESTER AT KENDALL		1	10	91%	11
THE TERRACE OF SAINT CLOUD		9	2	18%	11

# COVID-19: testing by laboratory

Data through Jan 3, 2021 verified as of Jan 4, 2021 at 09:25 AM

Data in this report are provisional and subject to change.

The numbers in the table below represent the number of Florida and non-Florida residents for whom test results were received by the Department of Health. A person can be tested by more than one laboratory and can have both positive and negative results. **Therefore, the sum of the numbers in each column will be larger than the total number of people tested.**

Reporting lab	Inconclusive	Negative	Positive	Percent positive	Total
PRIMECARE ACQUISITION FAMILY PRACTICE INC		11			11
CHARLOTTE CHD PORT CHARLOTTE		10	1	9%	11
WACO HHSSURGEWACO	1	9	1	9%	11
RAINBOW PEDIATRICS			11	100%	11
INN AT LAKE SEMINOLE SQUARE, THE		11			11
MINUTECLINIC DIAGNOSTIC OF TN PC #378		10	1	9%	11
DMH STEINHATCHEE FAMILY MEDICINE		8	3	27%	11
ELITE HOME HEALTH SERVICES		11			11
PALM BEACH PATHOLOGY		9	2	18%	11
IMA MEDICAL CENTER		4	7	64%	11
BARTON FAMILY PRACTICE		7	4	36%	11
TROPICANA		5	6	55%	11
MINUTECLINIC, LLC, DBA MINUTECLINIC #2544		10	1	9%	11
HIALEAH HOSPITAL RESPIRATORY DEPT			11	100%	11
MAGNOLIA PEDIATRICS		2	9	82%	11
FORT HAMILTON URGENT CARE		11			11
St. Annes Nursing Center, St. Annes Residence, Inc.		11			11
CARE FAST MURABELLA		7	4	36%	11
VIRTUA WEST JERSEY HOSPITAL VOORHEES		9	2	18%	11
PROHEALTH CARE ASSOCIATES MOBILE		9	2	18%	11
AIM LABORATORIES			11	100%	11
MINUTECLINIC DIAGNOSTIC OF NORTH CAROLINA		11			11
DARDEN WELLNESS CENTER		9	2	18%	11
Wesley Place on Honeysuckle		9	2	18%	11
MHHS All Lab Subsection		11			11
MINUTECLINIC, LLC, DBA MINUTECLINIC #5		10	1	9%	11
QUOTIENT SCIENCES LABS LLC			11	100%	11
MEDEXPRESS URGENT CARE-ALTOONA		9	2	18%	11
NORTHERN WESTCHESTER HOSPITAL LABORATORY		9	2	18%	11
SEMORAN FAMILY HEALTH LLC		10	1	9%	11
OHIO STATE UNIVERSITY MEDICAL CENTER			10	100%	10
BUREAU OF PUBLIC HEALTH		1	9	90%	10
HORIZON MEDICAL GROUP		8	2	20%	10
PBC PREMIER FAMILY HEALTH			10	100%	10
PANCARE HEALTH - VERNON ELEMENTARY			10	100%	10
LAKE BALDWIN CBOC		9	1	10%	10
VASCONCELLO COHEN MD PA		9	1	10%	10
CREATIVE TESTING SOLUTIONS		3	7	70%	10
MEDICAL LABORATORY DIAGNOSTICS			10	100%	10
MARKET STREET VIERA		10			10
AMBRY GENETICS CORPORATION		10			10
BOCA RATON REGIONAL HOSPITAL LAB			10	100%	10
MEDEXPRESS URGENT CARE - SEMINOLE SQUA		9	1	10%	10
BROWARD HEALTH CARE			10	100%	10
CORONA PATHOLOGY		10			10
Maury Regional Hospital		6	4	40%	10
ADVENT HEALTH - WINTER HAVEN		6	4	40%	10



# COVID-19: testing by laboratory

Data through Jan 3, 2021 verified as of Jan 4, 2021 at 09:25 AM

Data in this report are provisional and subject to change.

The numbers in the table below represent the number of Florida and non-Florida residents for whom test results were received by the Department of Health. A person can be tested by more than one laboratory and can have both positive and negative results. **Therefore, the sum of the numbers in each column will be larger than the total number of people tested.**

Reporting lab	Inconclusive	Negative	Positive	Percent positive	Total
BIOTECH CLINICAL LABORATORIES, INC.		1	9	90%	10
JFK MEDICAL CENTER NORTH LAB		1	9	90%	10
CAREATC			10	100%	10
MINIMALLY INVASIVE VASCULAR INC		10			10
HCR MANORCARE		10			10
PANCARE HEALTH - WEWA ELEMENTARY			10	100%	10
COMMUNITY HEALTH CENTER		2	8	80%	10
ROBERT H JENKINS JR VETERANS' DOMICILIARY HOME OF		9	1	10%	10
GRAND VILLA OF DELAND		9	1	10%	10
ARNOT OGDEN MEDICAL CENTER LABORATORY		10			10
ALCOVE ASSISTED LIVING FACILITY		10			10
EMERALD COAST PEDIATRICS			10	100%	10
MEDEXPRESS URGENT CARE PARKERSBURG		8	2	20%	10
MID FLORIDA PATHOLOGY LLC		9	1	10%	10
EAR NOSE AND THROAT ASSOCIATES OF MANATEE, P.A.		7	3	30%	10
JOSEF SCHENKER MD PC		10			10
TENNESSEE DEPARTMENT OF HEALTH (TDH) - CENTRAL LABORATORY		2	8	80%	10
81ST MEDICAL GROUP			10	100%	10
GENESIS		7	3	30%	10
INTERMOUNTAIN CENTRAL LAB		1	9	90%	10
MEDEX REGIONAL LABORATORIES LLC		1	9	90%	10
APPALACHIAN REGIONAL HEALTHCARE SYSTEM		10			10
CARENOW URGENT CARE-BRENTWOOD		8	2	20%	10
BROOKDALE PANAMA CITY		9	1	10%	10
CBC LAB		3	7	70%	10
NEW JERSEY DEPARTMENT OF HEALTH COMMUNICABLE DISEASE SERVICE		3	7	70%	10
OCALA OAKS REHABILITATION CENTER		7	3	30%	10
ONEIDA HEALTHCARE CENTER		8	2	20%	10
STERLING HOUSE OF PUNTA GORDA		10			10
Hialeah Nursing And Rehabilitation Center		6	4	40%	10
REDMED CLINIC OF ARLINGTON		9	1	10%	10
MEDEXPRESS URGENT CARE - TIMBERLAKE		10			10
UNIVERSITY HOSPITAL UC HEALTH		6	4	40%	10
SOUTHEASTERN LABORATORY			10	100%	10
WATSON HEALTHCARE		7	3	30%	10
MID-FLORIDA PATHOLOGY, LLC		10			10
GERALD J KIVETT MD		10			10
COVANCE CENTRAL LABORATORY			10	100%	10
EMERALD COAST HOSPICE - CRESTVIEW		10			10
NORTH OKALOOSA PHYSICIAN GROUP		10			10
Jupiter Medical Center Pavilion		9	1	10%	10
BRIDGEWAY HEALTH CLINICS INC			10	100%	10
BELLEVUE HOSPITAL CENTER DEPARTMENT		10			10
METHODIST MEDICAL CENTER		7	3	30%	10
GADSDEN REGIONAL MEDICAL CENTER		10			10
VETERNANS ADMINISTRATION			10	100%	10
URGENT CARE CENTER AT PINNACLE		4	6	60%	10

# COVID-19: testing by laboratory

Data through Jan 3, 2021 verified as of Jan 4, 2021 at 09:25 AM

Data in this report are provisional and subject to change.

The numbers in the table below represent the number of Florida and non-Florida residents for whom test results were received by the Department of Health. A person can be tested by more than one laboratory and can have both positive and negative results. **Therefore, the sum of the numbers in each column will be larger than the total number of people tested.**

Reporting lab	Inconclusive	Negative	Positive	Percent positive	Total
AVANTE ST CLOUD		7	3	30%	10
VALLEY IMMEDIATE CARE		8	2	20%	10
BEAUMONT LABORATORY			10	100%	10
MINUTECLINIC #8699		7	3	30%	10
Summit Medical Group Westfield Lab		10			10
LAKE NONA MEDICAL SERVICES		3	7	70%	10
Lady Lake Specialty Care			10	100%	10
RAINBOW PEDIATRIC CENTER		2	8	80%	10
MOUNT DORA PEDIATRICS		8	1	11%	9
OMNI			9	100%	9
NEMOURS CHILDREN'S PRIMARY CARE VERO BEACH			9	100%	9
PARROTT MEDICAL CLINIC			9	100%	9
FIRST CHOICE PEDIATRICS WINTER SPRINGS		9			9
URGENT TEAM		7	2	22%	9
MD NOW MEDICAL CENTERS INC			9	100%	9
OCOE PEDIATRICS		8	1	11%	9
LPG PEDIATRICS AT PAGE FIELD		9			9
ARDEN COURTS OF PALM HARBOR			9	100%	9
HAZELDEN FLORIDA		9			9
PINELLAS INTERNAL MEDICINE ASSOCIATES		8	1	11%	9
GCPM MANUAL MICROBIOLOGY		1	8	89%	9
MOLECULAR PATHOLOGY LABORATORY			9	100%	9
TMH PHYSICIAN PARTNERS - MONTICELLO		8	1	11%	9
BAYONET POINT HOSPITAL			9	100%	9
MOSOLF PEDIATRICS			9	100%	9
GENTIVA HEALTH SERVICES		8	1	11%	9
CYPRESS POINT LIVING, LLC		7	2	22%	9
AVALON FAMILY RESORT ASSISTED LIVING LLC		9			9
PLYMOUTH HARBOR INCORPORATED		9			9
ILLINOIS DEPT OF PUBLIC HEALTH LAB - SPRINGFIELD			9	100%	9
PATEL MEDICAL VENTURES		8	1	11%	9
CHILDREN'S HEALTH CENTER INC.		7	2	22%	9
WAKULLA COUNTY HEALTH DEPARTMENT		3	6	67%	9
MIDMICHIGAN MEDICAL CENTER			9	100%	9
ALBIBI		1	8	89%	9
LIFE CARE CENTER OF PORT ST. LUCIE		6	3	33%	9
STATEN ISLAND UNIVERSITY HOSPITAL SEGUINE AVE		9			9
DESOTO HEALTH AND REHAB LLC		6	3	33%	9
FAMILY MEDICINE AT HUNTERS CREEK		9			9
PRIMARY CARE MEDICINE		8	1	11%	9
DUVAL PHARMACY		5	4	44%	9
BAY BREEZE HEALTH AND REHABILITATION CENTER		6	3	33%	9
PREMIER LABORATORY SERVICES, LLC		5	4	44%	9
RICHMOND UNIVERSITY MEDICAL CENTER		7	2	22%	9
PRECISION GENETICS			9	100%	9
ISLAND LAKE CENTER		4	5	56%	9
HOLIDAY MEDICAL ASSOCIATES		1	8	89%	9

# COVID-19: testing by laboratory

Data through Jan 3, 2021 verified as of Jan 4, 2021 at 09:25 AM

Data in this report are provisional and subject to change.

The numbers in the table below represent the number of Florida and non-Florida residents for whom test results were received by the Department of Health. A person can be tested by more than one laboratory and can have both positive and negative results. **Therefore, the sum of the numbers in each column will be larger than the total number of people tested.**

Reporting lab	Inconclusive	Negative	Positive	Percent positive	Total
CHEMISYS LABORATORIES		1	8	89%	9
ADVENTHEALTH MEDICAL GROUP CARE CLINIC AT		7	2	22%	9
ANY LAB TEST NOW INC			9	100%	9
CARENOW URGENT CARE - EAST NASHVILLE		8	1	11%	9
BAYFRONT HEALTH ST PETERSBURG		8	1	11%	9
WADSWORTH CENTER - DAVID AXELROD INSTITUTE		8	1	11%	9
FLORIDA ENDOSCOPY & SURGERY CTR LLC		9			9
PEDIATRIC HEALTH CARE ALLIANCE			9	100%	9
WELLMED AT SOUTH PARSONS		8	1	11%	9
NATURE COAST REGIONAL MEDICAL CENTER			9	100%	9
WELLMED AT LAKE COPELAND		5	4	44%	9
BARNES HEALTHCARE OF FLORIDA LLC		9			9
BAY REGIONAL URGENT CARE		1	8	89%	9
MAINSTREET FAMILY CARE			9	100%	9
NORTHSHORE UNIVERSITY HEALTHSYSTEM EVANSTON HOSPITAL LAB			9	100%	9
SAMARITAN MEDICAL CENTER		9			9
VILLAGE PLACE HEALTH AND REHAB		9			9
SAN JOSE SENIOR CARE LLC		6	3	33%	9
OUR HOME AT BEACON HILL			9	100%	9
NORTHBROOK CENTER FOR		8	1	11%	9
LAKE NONA MEDICAL SERVICE LLC		9			9
RIVERSIDE MEDICAL GROUP		8	1	11%	9
SIGMUND LABS LLC		9			9
BAYA URGENT CARE LLC		1	8	89%	9
UNAVAILABLE/UNKNOWN/NO INFORMATION FOUND			9	100%	9
MINUTECLINIC DIAGNOSTIC OF MICHIGAN PC		9			9
CARENOW URGENT CARE-MT JULIET		8	1	11%	9
BEST MEDICAL CENTER		8			8
WELLMED AT PLANT CITY		5	3	38%	8
SURGOINSVILLE PHARMACY		8			8
MULBERRY'S MOBILE PROVIDER SERVICES LLC			8	100%	8
CVS PHARMACY NO 274		8			8
HUNTINGTON VILLAGE URGENT CARE		8			8
TEXAS DEPARTMENT OF STATE HEALTH SERVICES		2	6	75%	8
BROOKDALE MANDARIN CENTRAL			8	100%	8
HEALTHPARK MEDICAL CENTER ABG LAB		7	1	13%	8
MINUTE CLINIC DIAGNOSTIC OF NEW JERSEY		8			8
ADVENT HEALTH - FOUR CORNERS ER		8			8
HEALTHMARK REGIONAL HOSPITAL LAB		4	4	50%	8
FLORIDA HEART AND VASCULAR MULTISPECIALTY GROUP		8			8
ROBERT WOOD JOHNSON HOSPITAL		7	1	13%	8
ORMOND BEACH CENTRA CARE			8	100%	8
DOCTOR'S IN-HOUSE LAB/COMMUNITY HEALTH CENTERS OF PINELLAS - CLEARWATE			8	100%	8
HOLY NAME MEDICAL CENTER	1	6	1	13%	8
MINUTECLINIC DIAGNOSTIC OF TN PC #566		7	1	13%	8
PERSONAL PEDIATRICS PA		6	2	25%	8
CVS MINUTE CLINIC DIAGNOSTIC OF WISCONSIN		8			8

# COVID-19: testing by laboratory

Data through Jan 3, 2021 verified as of Jan 4, 2021 at 09:25 AM

Data in this report are provisional and subject to change.

The numbers in the table below represent the number of Florida and non-Florida residents for whom test results were received by the Department of Health. A person can be tested by more than one laboratory and can have both positive and negative results. **Therefore, the sum of the numbers in each column will be larger than the total number of people tested.**

Reporting lab	Inconclusive	Negative	Positive	Percent positive	Total
OHIO CVS STORES, LLC DBA		8			8
MEDEXPRESS URGENT CARE-LATROBE		8			8
BEAUMONT EMERGENCY CENTER			8	100%	8
MICHIGAN DEPARTMENT OF COMMUNITY HEALTH		1	7	88%	8
WALK IN URGENT CARE			8	100%	8
SAMARITAN HOSPITAL LABORATORY		7	1	13%	8
LODGE HEALTH AND REHABILITATION CENTER, THE		8			8
MEDEXPRESS URGENT CARE - CHRISTIANBURG		7	1	13%	8
MEDEXPRESS URGENT CARE - WASHINGTON		6	2	25%	8
FOUNTAINVIEW BY FIVE STAR QUALITY CARE		7	1	13%	8
WANTAGH URGENT CARE		6	2	25%	8
NORTHWEST FLORIDA COMMUNITY HOSPITAL LABORATORY		8			8
CARROLL GARDENS URGENT CARE		8			8
DOH-TAMPA BRANCH LABORATORY (MLK BLVD)		4	4	50%	8
MEDEXPRESS URGENT CARE - LAFAYETTE		7	1	13%	8
CVS MINUTE CLINIC, LLC		6	2	25%	8
MEADOWCREST FAMILY PHYSICIANS PA			8	100%	8
FAMILY HEALTH CENTER			8	100%	8
LUTHERAN HAVEN ASSISTED LIVING		8			8
COASTAL FAMILY PRACTICE		5	3	38%	8
EXECUTIVE MEDICAL SERVICES		8			8
Okeechobee Health Care Facility		5	3	38%	8
ADVENTHEALTH MEDICAL GROUP		8			8
NORTHWEST FLORIDA ENT, PA		3	5	63%	8
MINUTECLINIC, LLC		7	1	13%	8
WESTCHESTER GENERAL HOSPITAL BLOOD GAS LAB			8	100%	8
BLOCK NATION CHASE		4	4	50%	8
BAYLOR GENETICS		6	2	25%	8
COLLIER COUNTY HEALTH DEPT.		4	4	50%	8
GENE STREET LABORATORIES, LLC		6	2	25%	8
BARTON PARKER OD PC		8			8
MEDEXPRESS URGENT CARE - WINCHESTER GATEWAY		6	2	25%	8
Hackensack Umc Mountainside		8			8
CVS MINUTE CLINIC DIAGNOSTIC MED GRP OF CA		8			8
BAPTIST HEALTH			8	100%	8
UNIVERSITY MEDICAL CENTER		8			8
LAKEVIEW HEALTH SYSTEMS			8	100%	8
DOCTOR'S IN HOUSE LAB			8	100%	8
MID-HUDSON VALLEY DIVISION OF WESTCHESTER MEDICAL		8			8
WHITE SANDS OUTPATIENT SERVICES (WSOP SERVICES LLC		8			8
INTERNAL MEDICINE ASSOCIATES OF JACKSON HOSPITAL			8	100%	8
MEDEXPRESS URGENT CARE - MONROE		8			8
FAMILY PRACTICE ON THE GO		6	2	25%	8
LIFE CARE CITRUS COUNTY			8	100%	8
ALACHUA COUNTY HEALTH DEPARTMENT		1	7	88%	8
FHCP-ORANGE CITY			8	100%	8
ATLANTIC CONSOLIDATED LABORATORY		8			8

# COVID-19: testing by laboratory

Data through Jan 3, 2021 verified as of Jan 4, 2021 at 09:25 AM

Data in this report are provisional and subject to change.

The numbers in the table below represent the number of Florida and non-Florida residents for whom test results were received by the Department of Health. A person can be tested by more than one laboratory and can have both positive and negative results. **Therefore, the sum of the numbers in each column will be larger than the total number of people tested.**

Reporting lab	Inconclusive	Negative	Positive	Percent positive	Total
MEDEXPRESS URGENT CARE MONACA		8			8
DIEGO FALLON MD PA		5	3	38%	8
ACCESS PHARMACY		8			8
ST. JOSEPH HOSPITAL AND HEALTH CARE INC.			8	100%	8
JOHNS HOPKINS MEDICAL LABORATORIES		1	7	88%	8
GULF COAST MEDICAL GROUP		2	6	75%	8
GOLISANO CHILDREN'S HOSPITAL OF SOUTHWEST FLORIDA		6	2	25%	8
HARBORCHASE OF DR PHILLIPS		7	1	13%	8
TELEVISIT PALM BAY FAMILY PRACTICE		6	2	25%	8
MINUTECLINIC DIAGNOSTIC OF LOUISIANA		7	1	13%	8
PASSPORT HEALTH OF TAMPA BAY		8			8
MEDEXPRESS URGENT CARE - PANTOPS		7	1	13%	8
JX REF LAB			8	100%	8
EMERGENCY MEDICAL CENTER		3	5	63%	8
WINSHIPS PHARMACY INC		8			8
MONROE COUNTY HOSPITAL		6	2	25%	8
SIDHD INC DBA SAN CARLOS PHARMACY		6	2	25%	8
CONSULATE HEALTH CARE		7	1	13%	8
SYLVESTER AT PLANTATION LABORATORY		7	1	13%	8
MEDEXPRESS URGENT CARE - BENTON HARBOR		8			8
ADVANCED DIAGNOSTIC LABORATORY		1	7	88%	8
BAPTIST OUTPATIENT			8	100%	8
FAMILY MEDICINE AT LONGWOOD			8	100%	8
MONTEFIORE MEDICAL CENTER LABORATORIES - NORTH		8			8
CRESTVIEW URGENT CARE			8	100%	8
FLORIDA CLINICAL LAB		1	7	88%	8
X-GENE MOLECULAR LABS		1	7	88%	8
PASSPORT HEALTH			8	100%	8
GENEUS DIAGNOSTICS			8	100%	8
THE WOLFF CENTER FOR CHILD & ADOLESCENT HEALTH			8	100%	8
St Joseph's Hospital & Medical Center		8			8
NIGHT OWL PEDIATRICS URGENT CARE			8	100%	8
CIAN DIAGNOSTICS			8	100%	8
MEDEXPRESS URGENT CARE-KATY		5	3	38%	8
AVENTURA HOSPITAL AND MEDICAL CENTER			8	100%	8
ALLINA HEALTH - ABBOTT NORTHWESTERN HOSPITAL		5	3	38%	8
THE MARY IMOGENE BASSETT HOSPITAL		7			7
IRL MARKET LAB			7	100%	7
DOCTOR'S IN-HOUSE LAB/COMMUNITY HEALTH CENTERS OF PINELLAS -PINELLAS P			7	100%	7
WESTWOOD NURSING & REHAB		3	4	57%	7
SONATA BOYNTON BEACH		6	1	14%	7
URGENT FAMILY CARE INC		4	3	43%	7
ST PETERSBURG PEDIATRICS			7	100%	7
PENINSULA CARE AND REHABILITATION CENTER			7	100%	7
WOODLAND TOWERS		6	1	14%	7
NEW YORK PRESBYTERIAN - LOWER MANHATTAN		7			7
BAPTIST PEDIATRICS		6	1	14%	7



# COVID-19: testing by laboratory

Data through Jan 3, 2021 verified as of Jan 4, 2021 at 09:25 AM

Data in this report are provisional and subject to change.

The numbers in the table below represent the number of Florida and non-Florida residents for whom test results were received by the Department of Health. A person can be tested by more than one laboratory and can have both positive and negative results. **Therefore, the sum of the numbers in each column will be larger than the total number of people tested.**

Reporting lab	Inconclusive	Negative	Positive	Percent positive	Total
GOOD SAMARITAN SOCIETY OF DAYTONA		5	2	29%	7
LUXOR SCIENTIFIC LLC		1	6	86%	7
FLORIDA DIGESTIVE AND LIVER SPECIALIST		7			7
FLORIDA HOSPITAL WINTER PARK		6	1	14%	7
WELLMED AT PORT ST LUCIE WEST		6	1	14%	7
Thermopolis Rehabilitation Wellness		7			7
PBSO WEST PALM FAMILY PRACTICE		1	6	86%	7
FLORIDA DEPARTMENT OF HEALTH IN WALTON COUNTY		6	1	14%	7
MEDEXPRESS URGENT CARE - FAYETTEVILLE		5	2	29%	7
Consulate Health Care of Brandon		7			7
PEDIATRICS OF CENTRAL FLORIDA		5	2	29%	7
LORI MCAULIFFE MD PA			7	100%	7
CHILDREN'S HEALTHCARE OF ATLANTA/EGLESTON		7			7
LYNMOORE,THE		7			7
ARCHBOLD MEMORIAL HOSPITAL/LAB		3	4	57%	7
ASHRAF MEDICAL GROUP PLLC DBA PULSE M		6	1	14%	7
URGENT TEAM MANAGEMENT OF TENNESSEE		7			7
VETERANS AFFAIRS MEDICAL CENTER - OUTPATIENT			7	100%	7
MEDLABS DIAGNOSTICS		7			7
DORAL URGENT CARE			7	100%	7
JOHN KNOX VILLAGE OF CENTRAL FLORIDA		4	3	43%	7
MEDEXPRESS URGENT CARE CHARLESTON		5	2	29%	7
Stratford Court of Palm Harbor		6	1	14%	7
DOCTORS CLINICAL LABORATORY, INC		5	2	29%	7
TRUE HEALTH		5	2	29%	7
HEALTH NETWORK LABORATORIES		6	1	14%	7
SENIOR HOME CARE INC		7			7
SARASOTA - ROBERT L TAYLOR COMMUNITY CENTER□		1	6	86%	7
BEACON AT GULF BREEZE, THE		6	1	14%	7
MEDEXPRESS URGENT CARE, BUTLER		4	3	43%	7
CORNER OAK ESTATE LLC		7			7
KEYSTONE PLACE AT NAPLES PRESERVE		4	3	43%	7
ORANGE PARK PEDIATRIC ASSOCIATES		1	6	86%	7
HOLY GARDEN ALF, INC.		7			7
CARENOW URGENT CARE-MADISON		7			7
ST PETERSBURG PEDIATRICS-EAST BAY			7	100%	7
JACKSON CLINIC PA,THE		3	4	57%	7
SEA LEVEL LABS			7	100%	7
BRADENTON PHYSICIANS MEDICAL CENTER			7	100%	7
TUSCAN ISLE CHAMPIONSGATE OP CO LLC		7			7
MULBERRY CARE CENTER		4	3	43%	7
ADVANCE URGENT CARE CENTER, LLC			7	100%	7
MINUTECLINIC DIAGNOSTIC OF HAWAII LLC		7			7
HUNTINGTON URGENT CARE		7			7
NOVANT HEALTH INPATIENT CARE		2	5	71%	7
FLORIDA CENTER FOR DERMATOLOGY LABORATORY			7	100%	7
MEDEXPRESS URGENT CARE - MAPLE DRIVE		7			7

# COVID-19: testing by laboratory

Data through Jan 3, 2021 verified as of Jan 4, 2021 at 09:25 AM

Data in this report are provisional and subject to change.

The numbers in the table below represent the number of Florida and non-Florida residents for whom test results were received by the Department of Health. A person can be tested by more than one laboratory and can have both positive and negative results. **Therefore, the sum of the numbers in each column will be larger than the total number of people tested.**

Reporting lab	Inconclusive	Negative	Positive	Percent positive	Total
FLORIDA HOSPITAL KISSIMMEE		4	3	43%	7
TNC WALK IN CLINIC		4	3	43%	7
QUE		4	3	43%	7
PALM POINT BEHAVIORAL HEALTH		7			7
MINUTE CLINIC LLC #5733		7			7
CVS PHARMACY #8800		5	2	29%	7
HOLMES COUNTY HEALTH DEPARTMENT		3	4	57%	7
METROPOLITAN HOSPITAL CENTER		6	1	14%	7
ECLRS		2	5	71%	7
PBC FOUND CARE INC			7	100%	7
BREVARD HEALTH ALLIANCE INC, THE		2	5	71%	7
MONTEFIORE NYACK HOSPITAL AFFILIATED LABORATORY		7			7
AVON PARK PEDIATRICS			7	100%	7
AEGIS MEDICAL GROUP			7	100%	7
LABCORP TAMPA		5	2	29%	7
ENT AND ALLERGY ASSOCIATES OF FLORIDA LLC		6	1	14%	7
SCHOOL OF PHARMACY AND PHARMACEUTICAL		7			7
MONTEFIORE MEDICAL CENTER LABORATORIES - WEILER		5	2	29%	7
Rosewood Healthcare and Rehabilitation Center		5	2	29%	7
GUARDANT HEALTH		4	3	43%	7
COMMUNITY MEDICAL AND DENTAL CARE INC		7			7
CENTRAL FLORIDA PEDIATRIC URGENT CARE LLC		6	1	14%	7
LAKES DIALYSIS CENTER INC			7	100%	7
CVS HEALTH, #3396		7			7
ORANGE PARK PEDIATRICS		4	3	43%	7
ADVENTHEALTH MEDICAL GROUP FAMILY & INTERNAL		4	3	43%	7
MISSOURI DEPARTMENT OF HEALTH AND SENIOR SERVICES			7	100%	7
NORTON HEALTHCARE			7	100%	7
LAB UNKNOWN		6	1	14%	7
ROSS MEDICAL GROUP			7	100%	7
THE VILLAGES HEALTH		5	2	29%	7
UNIVERSITY OF WASHINGTON MEDICAL CENTER			7	100%	7
WELLMED AT NEW TAMPA		5	2	29%	7
ST JUDE LABORATORIES		5	2	29%	7
BAYCARE MEDICAL GROUP INC			7	100%	7
ALLEGRO - TAMPA	1	4	2	29%	7
HEALTH CARE LABORATORY SERVICES		1	6	86%	7
RIVERVIEW REGIONAL MEDICAL CENTER		6	1	14%	7
HEARTLAND PEDIATRICS OF LAKE PLACID			7	100%	7
DIAGNOSTIC CLINIC		6	1	14%	7
HEALTHWORKS MED GROUP OF FLORIDA PA		2	5	71%	7
WILDLIGHT LAB			7	100%	7
GENTRY PARK ORLANDO ASSISTED LIVING		6	1	14%	7
CLEVELAND TENNESSEE HOSPITAL COMPANY		6	1	14%	7
Sunset Lake Health and Rehabilitation Center		7			7
LAKE MARY - STIRLING CENTER SUITE 202			7	100%	7
LEE COUNTY HEALTH DEPARTMENT		4	3	43%	7

# COVID-19: testing by laboratory

Data through Jan 3, 2021 verified as of Jan 4, 2021 at 09:25 AM

Data in this report are provisional and subject to change.

The numbers in the table below represent the number of Florida and non-Florida residents for whom test results were received by the Department of Health. A person can be tested by more than one laboratory and can have both positive and negative results. **Therefore, the sum of the numbers in each column will be larger than the total number of people tested.**

Reporting lab	Inconclusive	Negative	Positive	Percent positive	Total
ORLANDO HEALTH PHYSICIAN ASSOCIATES		4	3	43%	7
DEPARTMENT OF HEALTH- CITRUS COUNTY			7	100%	7
RIVER OAKS TREATMENT CENTER			7	100%	7
Sovereign Laboratory Services, LLC		7			7
SOUTH COM HEALTH CLINIC, DEPT. OF THE ARMY		7			7
SIPARADIGM LLC		1	6	86%	7
VERMONT DEPARTMENT OF HEALTH		1	6	86%	7
Ocoee Health Care Center		7			7
LONG TERM CARE OF JAY, LLC			7	100%	7
WYOMING COUNTY COMMUNITY HOSPITAL LABORATORY		7			7
MEYER PEDIATRICS CHTD		7			7
ALACHUA			7	100%	7
URGENT CARE & FAMILY PRACTICE CENTER			7	100%	7
TRUE HEALTH DIAGNOSTICS		1	6	86%	7
LEPE'S HOUSE			7	100%	7
SONORA QUEST LABORATORIES			6	100%	6
CAREWELL 301 - WARWICK			6	100%	6
TIMBER CREEK PEDIATRICS		6			6
Northwell Lab		2	4	67%	6
WATAUGA MEDICAL CENTER		4	2	33%	6
YORKVILLE PEDIATRIC URGENT CARE		6			6
ST VINCENT'S CHILTON		4	2	33%	6
DOH JACKSONVILLE CENTRAL LABORATORY		3	3	50%	6
MC DIAGNOSTIC OF CONNECTICUT, PC #1960		6			6
TIFFANY LAKE CARE CENTERS INC		6			6
ENIGMA DIAGNOSTIC, INC.			6	100%	6
MERCY COLLEGE HEALTH OFFICE		6			6
RICH STREET GROUP HOME			6	100%	6
RIVERWOOD CENTER,THE			6	100%	6
TAMIAMI LAB MILLENIUM			6	100%	6
MEDEXPRESS URGENT CARE - BEECH GROVE		5	1	17%	6
BAYCARE ALLIANT HOSPITAL			6	100%	6
GENETIC TECHNOLOGICAL INNOVATIONS			6	100%	6
ST CHARLES HOSPITAL LABORATORY		6			6
PROHEALTH MED		1	5	83%	6
LUTHERAN HAVEN EXTENDED CONGREGATE CAR		6			6
BOCA VIPEDIATRICS			6	100%	6
FLORIDA HOSPITAL APOPKA		5	1	17%	6
CARENOW URGENT CARE-SOUTHLAKE			6	100%	6
MEDEXPRESS URGENT CARE - ELM GROVE		5	1	17%	6
MINUTECLINIC, LLC #05038		6			6
MEDEXPRESS ELKINS		6			6
DEBARY HEALTH AND REHABILITATION CENTER		6			6
THE VILLAGES REGIONAL HOSPITAL FREESTANDING		3	3	50%	6
MEDEXPRESS URGENT CARE- MARYLAND		6			6
CONCENTRA			6	100%	6
CAPE CORAL URGENT CARE		3	3	50%	6

# COVID-19: testing by laboratory

Data through Jan 3, 2021 verified as of Jan 4, 2021 at 09:25 AM

Data in this report are provisional and subject to change.

The numbers in the table below represent the number of Florida and non-Florida residents for whom test results were received by the Department of Health. A person can be tested by more than one laboratory and can have both positive and negative results. **Therefore, the sum of the numbers in each column will be larger than the total number of people tested.**

Reporting lab	Inconclusive	Negative	Positive	Percent positive	Total
JERSEY SHORE MEDICAL CENTER		6			6
LUMADOC HEALTH		4	2	33%	6
MEDICAL CENTER AT OCEAN REEF		1	5	83%	6
GRAND VILLA OF ALTAMONTE SPRINGS		1	5	83%	6
MEDEXPRESS URGENT CARE - SALEM		3	3	50%	6
FLORIDA MEDICAL CLINIC - MULTI SPECIALTY CAMPUS		1	5	83%	6
MIAMI BEACH COMMUNITY HEALTH CENTER INC			6	100%	6
LAWTON CHILES HEALTH CENTER		1	5	83%	6
ADVENT HEALTH APOPKA		2	4	67%	6
MED LABS DIAGNOSTICS		4	2	33%	6
BAPTIST PRIMARY BLACK CREEK SOUTH			6	100%	6
TEXAS MEDCLINIC			6	100%	6
GLEN FALLS HOSPITAL DEPARTMENT OF PATHOLOGY		6			6
THOMAS JEFFERSON UNIVERSITY HOSPITAL		4	2	33%	6
PALMS, THE		6			6
MINUTECLINIC DIAGNOSTIC OF NORTH CAROLINA, PC		5	1	17%	6
ARLINGTON OF NAPLES		6			6
AZALEA HEALTH		2	4	67%	6
MEDEXPRESS URGENT CARE - MIDLOTHIAN		6			6
GRACE REHABILITATION CENTER OF VERO BEACH		4	2	33%	6
FLORIDA MEDICAL SPECIALISTS		2	4	67%	6
MEDEXPRESS URGENT CARE-PITTSFIELD		6			6
ROSEMONT GARDENS INC		6			6
UNILAB		2	4	67%	6
XPRESS URGENT CARE LLC		6			6
FREEDOM SQUARE NURSING CENTER			6	100%	6
PENN MEDICINE PRINCETON MEDICAL CENTER		6			6
PUBLIC HEALTH LAB		6			6
MINUTE CLINIC DIAGNOSTIC OF SC, LLC #42		5	1	17%	6
MERCY HEALTH—MUSKEGON		5	1	17%	6
Manor Care of Dunedin		6			6
CHILDREN'S HOSPITAL OF PHILADELPHIA		5	1	17%	6
SAINT PETER'S UNIVERSITY HOSPITAL		6			6
NORTHERN DUTCHESS HOSPITAL LABORATORY		5	1	17%	6
ST LUKES ROOSEVELT LABORATORY		6			6
BAYCARE MEDICAL GROUP INC			6	100%	6
MINUTECLINIC DIAGNOSTIC OF NEW JERSEY, LLC # 7069		6			6
Clearwater Center		6			6
ISLAND COAST PEDIATRICS IN-HOUSE LAB		6			6
AARK LABORATORY		6			6
THE CLINIC PREMISE HEALTH			6	100%	6
BETH ISRAEL DEACONESS MEDICAL CENTER			6	100%	6
COMMONWEALTH OF MASSACHUSETTS			6	100%	6
IU HEALTH PATHOLOGY		1	5	83%	6
DR PHILLIPS MEDICAL WELLNESS CENTER		6			6
NOT INDICATED		1	5	83%	6
NOVALIFE MEDSPA			6	100%	6

# COVID-19: testing by laboratory

Data through Jan 3, 2021 verified as of Jan 4, 2021 at 09:25 AM

Data in this report are provisional and subject to change.

The numbers in the table below represent the number of Florida and non-Florida residents for whom test results were received by the Department of Health. A person can be tested by more than one laboratory and can have both positive and negative results. **Therefore, the sum of the numbers in each column will be larger than the total number of people tested.**

Reporting lab	Inconclusive	Negative	Positive	Percent positive	Total
PALMETTO HEALTH ALLIANCE		3	3	50%	6
SOUTH CAROLINA DEPARTMENT OF HEALTH			6	100%	6
PATHGROUP LABS, LLC		4	2	33%	6
OSWEGO HOSPITAL LABORATORY		6			6
CVS MINUTE CLINIC DIAGNOSTIC OF TEXAS,LLC		4	2	33%	6
BAYCARE MEDICAL GROUP		1	5	83%	6
RIVER CITY PRIMARY AND URGENT CARE			6	100%	6
BROOKDALE PENSACOLA		6			6
LIFE'S SPECIAL MOMENTS INC		6			6
CVS MINUTE CLINIC DIAGNOSTIC OF TEXAS, LLC		6			6
MEDEXPRESS URGENT CARE - HOT SPRINGS		6			6
CLEARWATER PEDIATRIC CARE		1	5	83%	6
RED MOUNTAIN DIAGNOSTICS		6			6
URGENT CARE AT LONGWOOD			6	100%	6
ETHOS LABORATORIES		6			6
URGENT TEAM - MUSCLE SHOALS		6			6
FIRST COAST CARDIOVASCULAR INSTITUTE PA			6	100%	6
MINUTECLINIC, LLC, DBA MINUTECLINIC #6106		5	1	17%	6
NORTH BEACH REHABILITATION CENTER		5	1	17%	6
CAPITAL HEALTH PLAN LABORATORIES			6	100%	6
MAIMONIDES MEDICAL CENTER		4	2	33%	6
FLORIDA WOMAN CARE LABORATORY			6	100%	6
CARE HERE		1	5	83%	6
FORT PIERCE FAMILY CARE INC		3	3	50%	6
MINUTE CLINIC LLC #1448		6			6
CENTREX CLINICAL LABS INC		5			5
UT MEMPHIS UNIVERSITY HEALTH SERVICES			5	100%	5
URGENT MEDICAL CENTER INC		2	3	60%	5
EASYCARE WALK-IN CLINIC			5	100%	5
MC DIAGNOSTIC OF CONNECTICUT PC #459		5			5
BOCA BIOLISTICS LLC			5	100%	5
MEDEXPRESS URGENT CARE - SWANSEA, N ILLINOIS ST		4	1	20%	5
EGL GENETICS DIAGNOSTICS			5	100%	5
FLORIDA HOSPITAL LAKE MARY		5			5
ATLANTIC COMMUNITY HIGH SCHOOL		4	1	20%	5
MANATEE PEDIATRICS			5	100%	5
ORCHID COVE		2	3	60%	5
STEWART MELBOURNE HOSPITAL			5	100%	5
XRL SXF REF LAB		5			5
PARRISH HEALTH CENTER		5			5
NURSING PLUS OF BROWARD LLC		1	4	80%	5
THE UNIVERSITY OF VERMONT MEDICAL CENTER		4	1	20%	5
FAMILY MEDICINE OF WESTON LLC			5	100%	5
DICKSON MEDICAL ASSOCIATES PC PATH LAB		4	1	20%	5
COPELAND MEDICAL CLINIC		3	2	40%	5
MEDEXPRESS URGENT CARE - RICHMOND, NINE MILE RD		5			5
MIAMI COMPREHENSIVE MEDICINE GROUP PA		4	1	20%	5



# COVID-19: testing by laboratory

Data through Jan 3, 2021 verified as of Jan 4, 2021 at 09:25 AM

Data in this report are provisional and subject to change.

The numbers in the table below represent the number of Florida and non-Florida residents for whom test results were received by the Department of Health. A person can be tested by more than one laboratory and can have both positive and negative results. **Therefore, the sum of the numbers in each column will be larger than the total number of people tested.**

Reporting lab	Inconclusive	Negative	Positive	Percent positive	Total
Life Care Center of Estero			5	100%	5
NOVANT HEALTH UVA		2	3	60%	5
BAPTIST HEALTH - TOWN CENTER			5	100%	5
GULF COAST VETERANS HCS PANAMA CITY OPC		5			5
THE PLAZA AT PARKSQUARE		5			5
ORMOND MEDICAL ARTS		3	2	40%	5
CYPRESS CREEK MEDICAL CENTER			5	100%	5
MEDEXPRESS URGENT CARE PORT HURON		4	1	20%	5
LEE MEMORIAL HEALTH SYSTEM		2	3	60%	5
PREMIER COMMUNITY HEALTHCARE GROUP INC		5			5
INSPIRED LIVING AT PALM BAY		5			5
OMNICARE PHARMACY OFTEXAS 1, LP DBA OMNICARE		5			5
SOUTHEASTERN PEDIATRIC ASSOCIATES			5	100%	5
MEDEXPRESS URGENT CARE-MUNCIE		5			5
FLORIDA CANCER SPECIALISTS & RESEARCH INSTITUTE		4	1	20%	5
NEW HAMPSHIRE DEPARTMENT OF HEALTH AND HUMAN SERVICES		3	2	40%	5
PRIMECARE AT PORT ORANGE			5	100%	5
PEDIATRIC URGENT HEALTH CARE			5	100%	5
DAVITA DIALYSIS		4	1	20%	5
BEACH HOUSE		5			5
CLINCLOUD, LLC			5	100%	5
CARLOS PORTU MD, PLLC			5	100%	5
THE PALMS REHABILITATION AND HEALTHCARE CENTER		5			5
ASCENSION ST VINCENT'S CLAY COUNTY			5	100%	5
VITALANT			5	100%	5
INDIANA STATE DEPARTMENT OF HEALTH		1	4	80%	5
CORAL LANDING ASSISTED LIVING		5			5
EXPRESS DOCS LLC			5	100%	5
MINUTECLINIC DIAGNOSTIC OF PA, LLC (1036)		4	1	20%	5
SOUTHERN OCEAN MEDICAL CENTER		5			5
LABCORP UNSPECIFIED		5			5
PRECISION LABS LLC		2	3	60%	5
AEL KNOXVILLE			5	100%	5
EASTCHESTER PEDIATRIC MEDICAL GROUP		5			5
VALDOSTA FAMILY MEDICINE			5	100%	5
MINUTE CLINIC		1	4	80%	5
MCR HEALTH LAWTON CHILES ADMINISTRATION STE A		1	4	80%	5
Westchester General Hospital			5	100%	5
ILLINOIS DEPARTMENT OF PUBLIC HEALTH			5	100%	5
NATIONAL GENETICS INST LABCORP		1	4	80%	5
VIBRANT AMERICA		3	2	40%	5
TANNER MEDICAL CENTER EAST AL		5			5
NORTH FLORIDA PEDIATRICS JASPER			5	100%	5
CVS MINUTE CLINIC DIAGNOSTIC OF NEW JERSEY		5			5
APOLLO GARDENS RETIREMENT RESIDENCE CARE		5			5
WOODHULL MEDICAL AND MENTAL HEALTH CTR		5			5
WATERTOWN URGENT CARE PLLC		5			5

# COVID-19: testing by laboratory

Data through Jan 3, 2021 verified as of Jan 4, 2021 at 09:25 AM

Data in this report are provisional and subject to change.

The numbers in the table below represent the number of Florida and non-Florida residents for whom test results were received by the Department of Health. A person can be tested by more than one laboratory and can have both positive and negative results. **Therefore, the sum of the numbers in each column will be larger than the total number of people tested.**

Reporting lab	Inconclusive	Negative	Positive	Percent positive	Total
MINUTECLINIC DIAGNOSTIC OF NEW JERSEY,		5			5
PRECISION DIAGNOSTICS INC - NJ		5			5
PEDIATRICS OF ALTAMONTE		5			5
DEPARTMENT OF HEALTH AND HUMAN SERVICES LANSING			5	100%	5
BROOKDALE CLERMONT			5	100%	5
BROWARD COUNTY HEALTH DEPT.			5	100%	5
FLORIDA DEPARTMENT OF HEALTH - INVERNESS		3	2	40%	5
REHABILITATION CENTER AT JUPITER GARDENS		5			5
Grand Villa of Deerfield Beach		3	2	40%	5
DOCS URGENT CARE		1	4	80%	5
FRANCES WARDE MEDICAL LABORATORY		2	3	60%	5
ELTINGVILLE CIRCLE URGENT CARE		5			5
RUSH UNIVERSITY MEDICAL CENTER LABORATORY			5	100%	5
UT SOUTHWESTERN MEDICAL CENTER			5	100%	5
INTERNAL MEDICINE & PRIMARY CARE ASSOCIATES, PLC			5	100%	5
OPTUM SILVER LAKES			5	100%	5
NELSON BIOLOGICAL			5	100%	5
CHAMPLAIN VALLEY PHYSICIANS HOSPITAL		3	2	40%	5
HUNTERS CREEK PEDIATRICS		5			5
UCF STUDENT HEALTH SERVICES LABORATORY		2	3	60%	5
MANATEE COUNTY JAIL		4	1	20%	5
KIDSVILLE PEDIATRICS			5	100%	5
AUTUMN OF SARASOTA		5			5
COMMUNITY HEALTH OF SOUTH FLORIDA			5	100%	5
MEDEXPRESS URGENT CARE - WILLIAMSPORT		4	1	20%	5
WEST PACIFIC MEDICAL LABORATORY			5	100%	5
CLEVELAND CLINIC MARTIN HEALTH NURSING & RESTORATIVE		5			5
NORTHPORT MEDICAL CENTER LAB		5			5
MOUNT SINAI BROOKLYN LABORATORY		4	1	20%	5
Florida Clinical Laboratory		1	4	80%	5
UNIVERSITY OF CHICAGO MEDICAL CENTER LAB			5	100%	5
WESTMINSTER SHORES			5	100%	5
LONG ISLAND JEWISH FOREST HILLS HOSPITAL		5			5
CARL R DARNALL ARMY MEDICAL CENTER			5	100%	5
MINUTECLINIC, LLC #244		4	1	20%	5
DR. PHILLIPS MEDICAL WELLNESS CENTER		3	2	40%	5
STATMED OCALA			5	100%	5
MINUTECLINIC DIAGNOSTIC OF PENNSYLVANIA, LLD #1545		5			5
UPMC HEALTH SYSTEM		4	1	20%	5
CRESTWOOD MEDICAL CENTER		4	1	20%	5
FINLAY		1	4	80%	5
MINUTECLINIC DIAGNOSTIC OF TEXAS		5			5
MINUTE-CLINIC DIAGNOSTIC OF VIRGINIA, LLC #2003		4	1	20%	5
HILLSBOROUGH COUNTY HEALTH DEPARTMENT			5	100%	5
ST JOHNS BIOMEDICAL LAB		5			5
WAKEMED		1	4	80%	5
MEDICAL CENTER OF BLOUNTSTOWN			5	100%	5

# COVID-19: testing by laboratory

Data through Jan 3, 2021 verified as of Jan 4, 2021 at 09:25 AM

Data in this report are provisional and subject to change.

The numbers in the table below represent the number of Florida and non-Florida residents for whom test results were received by the Department of Health. A person can be tested by more than one laboratory and can have both positive and negative results. **Therefore, the sum of the numbers in each column will be larger than the total number of people tested.**

Reporting lab	Inconclusive	Negative	Positive	Percent positive	Total
LANE PEDIATRICS PA			5	100%	5
BETHESDA COMMUNITY HEALTH CENTER			5	100%	5
PEDIATRICS OF CENTRAL FLORIDA – POINCIANA		3	2	40%	5
JOE DIMAGGIO CHILDREN'S HOSPITAL		1	4	80%	5
MINUTECLINIC DIAGNOSTIC OF NORTH		5			5
LAKE NONA PEDIATRICS IN ASSOCIATION WITH NEMOURS		5			5
Kennedy University Hospital		5			5
ST VINCENT'S ST CLAIR		2	3	60%	5
ADVENTHEALTH MEDICAL GROUP PEDIATRICS AT		2	3	60%	5
MINUTECLINIC DIAGNOSTIC MEDICAL GROUP		5			5
PR HEALTH			5	100%	5
URGENT CARE OF LONGWOOD			5	100%	5
FLORIDA DEPARTMENT OF HEALTH IN MONROE COUNTY		2	3	60%	5
MAXHEALTH		4	1	20%	5
MINUTECLINIC MINUTECLINIC #4977		3	2	40%	5
ELLIS HOSPITAL LABORATORY		5			5
GUTHRIE MEDICAL GROUP LABORATORIES		5			5
MEDEXPRESS URGENT CARE MURRYSVILLE		3	2	40%	5
JOSEF SCHENKER MD PC DBA CENTERS URGENT		4	1	20%	5
ST JOSEPH WOMENS HOSPITAL			5	100%	5
CROSSROADS URGENT CARE, PLLC		5			5
FHMG_FM AND IM AVALON PARK		1	4	80%	5
BAYSHORE LABORATORY		4	1	20%	5
UNIVERSITY OF MIAMI MILLER SCHOOL OF MEDICINE			5	100%	5
INDIAN RIVER PRIMARY CARE PA		5			5
PERDIDO URGENT CARE			5	100%	5
VIERA PEDIATRICS		1	4	80%	5
EL PARAISO HOME INC		5			5
MEDEXPRESS URGENT CARE-DUBOIS		5			5
SUTTER TRACY COMMUNITY HOSPITAL			5	100%	5
DALLAS COUNTY HEALTH AND HUMAN SERVICES			5	100%	5
Army Residence Community		5			5
HENDRY REGIONAL CONVENIENT CARE CENTER			5	100%	5
UF HEALTH			5	100%	5
COOPER HOSPITAL/UNIVERSITY MEDICAL		5			5
BENSONHURST URGENT CARE		5			5
WELLIGENT			5	100%	5
MEDEXPRESS URGENT CARE - HUNTINGTON WE		5			5
JUNO DERMATOLOGY LLC		4	1	20%	5
CURATIVE CARE CENTER INC		1	4	80%	5
MEDEXPRESS URGENT CARE-PETERS TWP		5			5
KENILWORTH CARE & REHABILITATION CENTER			5	100%	5
MINUTE-CLINIC DIAGNOSTIC OF VIRGINIA, LLC #794		4			4
CAPE COD HOSPITAL			4	100%	4
NEWPATH DIAGNOSTICS		4			4
MEDEXPRESS URGENT CARE - SOUTH PARKERSBURG		4			4
FLORIDA CANCER SPECIALISTS AND RESEARCH		2	2	50%	4

# COVID-19: testing by laboratory

Data through Jan 3, 2021 verified as of Jan 4, 2021 at 09:25 AM

Data in this report are provisional and subject to change.

The numbers in the table below represent the number of Florida and non-Florida residents for whom test results were received by the Department of Health. A person can be tested by more than one laboratory and can have both positive and negative results. **Therefore, the sum of the numbers in each column will be larger than the total number of people tested.**

Reporting lab	Inconclusive	Negative	Positive	Percent positive	Total
WESLEY CHAPEL INTERNAL MEDICINE AND PEDIATRICS			4	100%	4
NATIONAL MENTOR HEALTHCARE LLC			4	100%	4
MINUTE CLINIC DIAGNOSTIC OF TEXAS, LLC		4			4
VRL LABORATORIES			4	100%	4
SOUTHEASTERN REGIONAL MEDICAL CENTER			4	100%	4
SANFORD SOUTH UNIVERSITY		4			4
CHILDREN'S MEDICAL GROUP		4			4
BIOTEST PLASMA CENTER		4			4
JUPITER MEDICAL CENTER URGENT CENTER			4	100%	4
BARBARA O'REILLY MD PA		4			4
GENUS DIAGNOSTICS			4	100%	4
ENCOMPASS HOME HEALTH		4			4
MEDICINE SHOPPE #1306 THE		3	1	25%	4
MINUTE CLINIC DIAGNOSTIC OF MICHIGAN PC		4			4
PM PEDIATRICS OF SELDEN		3	1	25%	4
UTAH DEPARTMENT OF HEALTH			4	100%	4
URGENT CARE OF ERWIN		4			4
COLLIER HMA PHYSICIAN MANAGEMENT, LLC			4	100%	4
West Gate Village, LLC		4			4
ABSOLUTE HEALTH		4			4
SOUTH FLORIDA FAMILY HEALTH & RESEARCH CTR			4	100%	4
SIMEDHEALTH LLC		2	2	50%	4
PANCARE HEALTH YOUNGSTOWN			4	100%	4
ATMORE NURSING CENTER		3	1	25%	4
Grand Villa of Clearwater		4			4
FLORIDA MENTOR		4			4
HEALTHY MINORS PEDIATRIC URGENT CARE		4			4
MC DIAGNOSTIC OF CONNECTICUT, PC #775		3	1	25%	4
APEX HOME HEALTH CARE		4			4
UNILAB OF DADE INC			4	100%	4
BAYLOR ESOTERIC AND MOLECULAR LAB			4	100%	4
MEDEXPRESS URGENT CARE - LOGAN		4			4
OPTIMAL CARE PEDIATRICS			4	100%	4
MEDEXPRESS URGENT CARE HUNTINGTON		4			4
URGENT TEAM - HUNTSVILLE		3	1	25%	4
Fouraker Hills Rehab and Nursing			4	100%	4
RAINBOW PEDIATRIC CENTER PA		3	1	25%	4
ALVARO J DANGOND MD PA		4			4
BOROPARK URGENT CARE		3	1	25%	4
MEDEXPRESS URGENT CARE - BATTLE CREEK		2	2	50%	4
ELITE MEDICAL CENTER			4	100%	4
FIFTH AVENUE PEDIATRICS		3	1	25%	4
TARPON SPRINGS PEDIATRICS, LLC			4	100%	4
MEDEXPRESS URGENT CARE, FAIRMONT		4			4
EXPRESS TESTING-ONE			4	100%	4
INTERMARKET FACILITY			4	100%	4
BIRMINGHAM VAMC		1	3	75%	4

# COVID-19: testing by laboratory

Data through Jan 3, 2021 verified as of Jan 4, 2021 at 09:25 AM

Data in this report are provisional and subject to change.

The numbers in the table below represent the number of Florida and non-Florida residents for whom test results were received by the Department of Health. A person can be tested by more than one laboratory and can have both positive and negative results. **Therefore, the sum of the numbers in each column will be larger than the total number of people tested.**

Reporting lab	Inconclusive	Negative	Positive	Percent positive	Total
OMNICARE PHARMACY OF TEXAS 1		4			4
MC DIAGNOSTIC OF CONNECTICUT , PC # 3		2	2	50%	4
SunTerrace Health Care Center		3	1	25%	4
ADVENT HEALTH CENTRA CARE - ORANGE LAKE		1	3	75%	4
CARE ONE PRIMARY CARE			4	100%	4
CELERION			4	100%	4
WELL-BEING MEDICAL CENTER PLLC		4			4
CLINICAL LABORATORIES OF THE BUFFALO		3	1	25%	4
PENSACOLA PEDIATRICS MILTON			4	100%	4
MEDEXPRESS URGENT CARE PLEASANT HILLS		3	1	25%	4
BENEVA LAKES HEALTHCARE & REHAB CENTER			4	100%	4
MINUTECLINIC DIAGNOSTIC OF SC, LLC #2		4			4
FLORIDA HEALTH CARE PLANS STIRLING CENTER			4	100%	4
FLORIDA HEART AND VASCULAR			4	100%	4
REHABILITATION CENTER OF WINTER PARK,THE			4	100%	4
SOUTHWESTERN REGIONAL MEDICAL CENTER - TULSA		4			4
SOUTHERN LABORATORY SERVICES OF NWF		4			4
MIAMI CANCER INSTITUTE			4	100%	4
MEDEXPRESS URGENT CARE - WEIRTON		4			4
RELIANT ACUTE CARE			4	100%	4
MEDEXPRESS URGENT CARE - CLARKSBURG		4			4
KETTERING HEALTH			4	100%	4
GREENVILLE MEMORIAL HOSPITAL LAB			4	100%	4
UHEALTH UNIVERSITY OF MIAMI			4	100%	4
EAST BANK HOSPITAL - UNIVERSITY OF MINNESOTA MEDICAL CENTER			4	100%	4
BOCA SIMON LAB		1	3	75%	4
CVS MINUTE CLINIC DIAGNOSTIC PA		3	1	25%	4
PEACEHEALTH LABORATORIES		3	1	25%	4
LABS PLUS LLC		4			4
CAREHERE LCS- EUSTIS			4	100%	4
CARENOW URGENT CARE-GREEN HILLS		4			4
RIO PINAR HEALTH CARE			4	100%	4
GARDENS HEALTH NH LLC		4			4
AHC Decatur County		4			4
IGENEX INC		4			4
LEMOYNE COLLEGE WELLNESS CENTER FOR		4			4
THE DOCTORS CENTER HEALTHCARE-SOUTHSIDE		1	3	75%	4
Walker BaptistMedCtr		3	1	25%	4
REDMED OF CROSSTOWN		1	3	75%	4
FCHC (OB)-DARWIN SQUARE CTR.			4	100%	4
MARSHFIELD LABORATORIES			4	100%	4
TENDER CARE ALF		4			4
MD NOW MEDICAL CENTER INC			4	100%	4
PHYSICIANS IMMEDIATE CARE AURORA			4	100%	4
OPTUM PRIMARY CARE - FOUNTAIN OAKS			4	100%	4
UW MEDICINE VIROLOGY LAB			4	100%	4
ELITE MD GROUP INC		1	3	75%	4



# COVID-19: testing by laboratory

Data through Jan 3, 2021 verified as of Jan 4, 2021 at 09:25 AM

Data in this report are provisional and subject to change.

The numbers in the table below represent the number of Florida and non-Florida residents for whom test results were received by the Department of Health. A person can be tested by more than one laboratory and can have both positive and negative results. **Therefore, the sum of the numbers in each column will be larger than the total number of people tested.**

Reporting lab	Inconclusive	Negative	Positive	Percent positive	Total
COMPUNET CLINICAL LAB			4	100%	4
TRIDENT BIOMETRICS		3	1	25%	4
MINUTE CLINIC DIAGNOSTIC OF NORTH CAROLINA		4			4
OPTIONS FOR SENIORS INC DBA PALM KREST MANOR		3	1	25%	4
CONCENTRA URGENT CARE		1	3	75%	4
MD ANDERSON			4	100%	4
ASSOCIATES MD CYPRESS CREEK			4	100%	4
MINUTECLINIC DIAGNOSTIC OF GEORGIA, LL		4			4
ANYLABTESTNOW			4	100%	4
COLUMBIA MEMORIAL HOSPITAL LABORATORY		4			4
AMERICAN HOUSE FORT MYERS		4			4
MEDEXPRESS URGENT CARE - MT LEBANON		3	1	25%	4
MEDEXPRESS URGENT CARE - BLUEFIELD		3	1	25%	4
MEDEXPRESS URGENT CARE - BECKLEY CROSS		3	1	25%	4
NEMOURS CHILDREN'S URGENT CARE			4	100%	4
L3HARRIS FAMILY MEDICAL CENTER			4	100%	4
ADVENT HEALTH - TUSKAWILLA		4			4
MINUTECLINIC, LLC #1586		3	1	25%	4
LA MER NH LLC			4	100%	4
DYNACARE LABORATORIES			4	100%	4
A AND R RESEARCH GROUP LLC		2	2	50%	4
Westminster Manor		3	1	25%	4
ADVENT HEALTH MEDICAL GROUP- FAMILY MEDICINE AT DR. PHILIPS		1	3	75%	4
Park Ridge Nursing Center		3	1	25%	4
ABBAY MANOR RETIREMENT RESIDENCE INC		4			4
ACCENT PHYSICIAN SPECIALISTS PA		4			4
MINUTECLINIC DIAGNOSTIC OF VIRGINIA		4			4
CELAL GUROL ERBAY, MD			4	100%	4
WATSON THERAPEUTICS		1	3	75%	4
MEDEXPRESS URGENT CARE - MOUNTAIN HOME		3	1	25%	4
HAWTHORNE INN OF LAKELAND		4			4
HELIX KH UC			4	100%	4
SUNSHINE PEDIATRICS OF CENTRAL FLORIDA PL		2	2	50%	4
VIGILINT HEALTHCARE		2	2	50%	4
ARKANSAS DEPARTMENT OF HEALTH			4	100%	4
FLORIDA HOSPITAL ALTAMONTE		2	2	50%	4
ORLANDO FAMILY MEDICAL INC		4			4
FLORIDA MEDICAL CL ODOM TPA		1	3	75%	4
JOHN T MATHER MEMORIAL HOSPITAL LABORATORY		4			4
VITAL CARE URGENT CARE			4	100%	4
OCHSNER MEDICAL CENTER			4	100%	4
MEMORIAL HEALTH CARE SYSTEMS			4	100%	4
CARENOW URGENT CARE-WEST END		4			4
MEDEXPRESS URGENT CARE - GLENDALE		4			4
MEDEXPRESS URGENT CARE - FORT WORTH S		3	1	25%	4
FISHERMEN'S HOSPITAL			4	100%	4
Health Care Center of Jacksonville			4	100%	4

# COVID-19: testing by laboratory

Data through Jan 3, 2021 verified as of Jan 4, 2021 at 09:25 AM

Data in this report are provisional and subject to change.

The numbers in the table below represent the number of Florida and non-Florida residents for whom test results were received by the Department of Health. A person can be tested by more than one laboratory and can have both positive and negative results. **Therefore, the sum of the numbers in each column will be larger than the total number of people tested.**

Reporting lab	Inconclusive	Negative	Positive	Percent positive	Total
UNIVERSITY OF WASHINGTON MEDICAL CENTER (UWMC) EMERGENCY DEPT.			4	100%	4
Millennium Nursing & Rehab Center		4			4
Bardmoor Oaks Healthcare and Rehabilitation Center		3	1	25%	4
WYOMING PUBLIC HEALTH LAB			4	100%	4
CENTERPLACE HEALTH, INC			4	100%	4
MINUTECLINIC DIAGNOSTIC OF VIRGINIA, LLC #1656		4			4
PRL NYC PANDEMIC RESPONSE LAB			4	100%	4
DOTHAN PEDIATRIC CLINIC			4	100%	4
ADVENTHEALTH CAR CENTER APOPKA			4	100%	4
MIGUEL E TREVINO MD PA		2	2	50%	4
FLORENCE - HUNTSVILLE HOSPITAL URGENT CARE		3	1	25%	4
MARION AND BERNARD L SAMSON NURSING CENTER			4	100%	4
PRIMARY CARE WALK IN CLINIC PLLC			4	100%	4
PALM BEACH COUNTY HEALTH DEPARTMENT LABORATORY			4	100%	4
LIFESTREAM BEHAVIORIAL CENTER		4			4
KANSAS DEPARTMENT OF HEALTH		2	2	50%	4
CVS MINUTE CLINIC DIAGNOSTIC MED GRP OF SAN		2	2	50%	4
BIG BEND HOSPICE INC		4			4
MINUTECLINIC DIAGNOSTICS OF IND, LLC		4			4
KENDALL REGIONAL MEDICAL CNTR			4	100%	4
SHEEPSHEAD BAY URGENT CARE		4			4
MIZELL MEMORIAL HOSPITAL			4	100%	4
CARENOW URGENT CARE-HERMITAGE			4	100%	4
PRIMECARE		2	2	50%	4
GNT ASSOCIATES		3	1	25%	4
Signature Healthcare of Ormond		4			4
HAMPTON ALF AT 24TH ROAD LLC			4	100%	4
YAZJI PEDIATRIC CARE LLC DBA TUKA PEDIATRICS			4	100%	4
Sunrise Health and Rehabilitation Center			4	100%	4
MEDEXPRESS URGENT CARE - STATE COLLEGE		3	1	25%	4
GRAND VILLA OF ENGLEWOOD		1	3	75%	4
INTERNAL MEDICINE LIPID AND WELNNESS PRACTICE			4	100%	4
ACCENTCARE		4			4
OKLAHOMA STATE UNIVERSITY DIAGNOSTIC LAB			4	100%	4
AHEC CLINIC		1	3	75%	4
INFECTION CONTROL/ EMPHEALTH		3	1	25%	4
DIAGNOSTECHS		4			4
CITYMD		1	3	75%	4
SUPERIOR RESIDENCES AT CALA HILLS		4			4
LEON MEDICAL CENTERS, LLC			4	100%	4
MINUTECLINIC DIAGNOSTIC OF RHODE ISLAND		2	2	50%	4
CAREWELL 202			4	100%	4
MEDEXPRESS URGENT CARE - TARENTUM		4			4
SONIC REFERENCE LABORATORY			4	100%	4
FLAGLER HEALTH SERVICES INC			4	100%	4
MC DIAGNOSTIC OF CONNECTICUT, PC # 257		3	1	25%	4
MINUTECLINIC DIAGNOSTIC OF TN, PC 4992		4			4

# COVID-19: testing by laboratory

Data through Jan 3, 2021 verified as of Jan 4, 2021 at 09:25 AM

Data in this report are provisional and subject to change.

The numbers in the table below represent the number of Florida and non-Florida residents for whom test results were received by the Department of Health. A person can be tested by more than one laboratory and can have both positive and negative results. **Therefore, the sum of the numbers in each column will be larger than the total number of people tested.**

Reporting lab	Inconclusive	Negative	Positive	Percent positive	Total
CONSULATE HEATH CARE AT WEST ALTAMONTE			4	100%	4
MEDICANA NURSING AND REHAB CENTER			4	100%	4
COMPREHENSIVE CLINICAL RESEARCH, LLC			4	100%	4
CENTERPLACE HEALTH			4	100%	4
MEDEXPRESS URGENT CARE - STAUNTON		2	2	50%	4
PALM HARBOR DERMATOLOGY		4			4
MIAMI COMMUNITY HEALTH CENTER INC		1	3	75%	4
CARENOW URGENT CARE - WINTER SPRINGS		3	1	25%	4
MIRIMUS INC		1	3	75%	4
MAILBOX DIAGNOSTICS		2	2	50%	4
Heartland of Boynton Beach			4	100%	4
GENEVA GENERAL HOSPITAL LABORATORY		3	1	25%	4
CARENOW URGENT CARE-DONELSON		3	1	25%	4
MINUTECLINIC, LLC #03965		4			4
FHCP – ORMOND BEACH			4	100%	4
NORTHEAST ALABAMA REGIONAL MEDICAL CENTER		2	2	50%	4
DEPARTMENT OF HEALTH AND HUMAN SERVICES STATE OF NEW HAMPSHIRE			4	100%	4
MEDEXPRESS URGENT CARE - PRINCETON		4			4
FLORIDA HOSPITAL PHYSICIAN GROUP		1	3	75%	4
THONOTOSASSA COMMUNITY HEALTH CENTER		1	3	75%	4
CAREHERE LAKE SCHOOLS EMPLOYEE HEALTH CENTER			4	100%	4
ADVENTHEALTH NEW SMYRNA BEACH COMMUNITY HEALTH			4	100%	4
LAKE HOWARD HEIGHTS	1	3			4
LAKE FOREST PARK OP CO LLC		4			4
MARSHALL MEDICAL CENTER SOUTH LAB		3	1	25%	4
SIGNATURE CARE EMERGENCY CENTER		2	2	50%	4
CRESTVIEW IMMEDIATE CARE LL			4	100%	4
CALUSA HARBOUR			4	100%	4
SHARP MEMORIAL HOSPITAL MICROBIOLOGY DEPT			4	100%	4
MINUTE CLINIC DIAGNOSTIC OF PENNSYLVANIA		4			4
MEDEXPRESS URGENT CARE - FREDERICK		4			4
MINUTECLINIC DIAGNOSTIC OF TN PC #320		4			4
PARTNERS PHARMACY OF FLORIDA LLC		4			4
NORTHDALE REHABILITATION CENTER			4	100%	4
COVENIENT CARE MEDICAL CLINIC			4	100%	4
CAPTAIN JAMES A. LOVELL FEDERAL HEALTHCARE CENTER			4	100%	4
MEDEXPRESS URGENT CARE - MBURG COMMONS		4			4
CAPITAL HEALTH LABORATORY INC			4	100%	4
ADVENTIST HEALTH SYSTEM FLORIDA DEPT OF HEALTH		3	1	25%	4
SHERMAN-ABRAMS LABORATORY INC		4			4
SIGNATURE CARE MONTROSE		2	2	50%	4
MINUTECLINIC DIAGNOSTIC OF TN PC #6415		4			4
PENNSYLVANIA DEPARTMENT OF HEALTH BUREAU OF LABORATORIES			4	100%	4
SUMMERFIELD EMERGENCY ROOM		2	2	50%	4
TULLAHOMA HMA, LLC		3	1	25%	4
PANIRA HEALTHCARE CLINIC			4	100%	4
MEDEXPRESS URGENT CARE-NESHANNOCK TWP		3	1	25%	4

# COVID-19: testing by laboratory

Data through Jan 3, 2021 verified as of Jan 4, 2021 at 09:25 AM

Data in this report are provisional and subject to change.

The numbers in the table below represent the number of Florida and non-Florida residents for whom test results were received by the Department of Health. A person can be tested by more than one laboratory and can have both positive and negative results. **Therefore, the sum of the numbers in each column will be larger than the total number of people tested.**

Reporting lab	Inconclusive	Negative	Positive	Percent positive	Total
MOBILE RESPONSE DIAGNOSTICS LLC		4			4
DYNAMIC HEALTH CENTERS INC		2	2	50%	4
CRESTAR LABS		2	2	50%	4
PREMIER URGENT CARE CENTER LLC			4	100%	4
MEDEXPRESS URGENT CARE, JOHNSTOWN		3	1	25%	4
OKLAHOMA STATE DEPARTMENT OF HEALTH-PUBLIC HEALTH LABORATORY			4	100%	4
BELLIN HEALTH LAB		1	3	75%	4
NEULIFE NEUROLOGICAL SERVICES LLC			4	100%	4
HEALTH AND WELLNESS CENTER			4	100%	4
CDRX INFUSION			4	100%	4
MEDEXPRESS URGENT CARE - CULPEPER		4			4
BARTON MEMORIAL HOSPITAL		3	1	25%	4
DTR LABS		3	1	25%	4
PUTNAM HOSPITAL CENTER LABORATORY		4			4
UNION CITY MANOR NURSING CENTER		4			4
IMIC INC RESEARCH			4	100%	4
MEDEXPRESS URGENT CARE - MARKHAM STREE		3	1	25%	4
ACE BIOMEDICAL LABS LLC			4	100%	4
PALM BEACH CANCER INSTITUTE			4	100%	4
FLORIDA HEALTHCARE OF ORLANDO			4	100%	4
MINUTECLINIC DIAGNOSTIC OF TN PC #386		4			4
JUPITER ISLAND MEDICAL CLINIC INC		4			4
PRISMA HEALTH MIDLANDS			3	100%	3
GRACE WELLNESS CENTER		2	1	33%	3
TARRANT COUNTY PUBLIC HEALTH		3			3
MINUTECLINIC DIAG OF IND, LLC #2387		3			3
Broadview Multi-Care Center		3			3
WEST TN HEALTH MED NORTH		3			3
WALGREENS #07502		3			3
CORTLAND REGIONAL MEDICAL CENTER		3			3
BRADENTON PHYSICIAN MEDICAL CENTER			3	100%	3
DEPARTMENT OF PATHOLOGY ROME MEMORIAL		3			3
CORTLAND COUNTY HEALTH DEPARTMENT		3			3
AVANTE AT OCALA INC			3	100%	3
PUBLIC HEALTH TRUST OF MIAMI DADE COUNTY			3	100%	3
MEDEXPRESS - NEW CASTLE, DUPONT HWY		3			3
CAMPAZZI CONCIERGE MEDICAL SERVICES		2	1	33%	3
NORTHWEST FLORIDA CLINICAL LAB		1	2	67%	3
URGENT CARE - OCONEE		2	1	33%	3
OHIO DEPARTMENT OF HEALTH			3	100%	3
Hunterdon Medical Center Laboratory		3			3
PM PEDIATRICS OF SELDEN PLLC		3			3
REMISE OCCUPATIONAL HEALTH SOLUTIONS INC			3	100%	3
DOCTORS MEDICAL CENTER OF WALTON COUNTY CLINIC			3	100%	3
ST LUKES HOSPITAL LABORATORY		2	1	33%	3
CLEARWATER EMPLOYEE HEALTH CLINIC		1	2	67%	3
RHEA MEDICAL CENTER		3			3

# COVID-19: testing by laboratory

Data through Jan 3, 2021 verified as of Jan 4, 2021 at 09:25 AM

Data in this report are provisional and subject to change.

The numbers in the table below represent the number of Florida and non-Florida residents for whom test results were received by the Department of Health. A person can be tested by more than one laboratory and can have both positive and negative results. **Therefore, the sum of the numbers in each column will be larger than the total number of people tested.**

Reporting lab	Inconclusive	Negative	Positive	Percent positive	Total
LATCHER LABORATORY OF A O FOX MEMORIAL		2	1	33%	3
SEMINOLE FAMILY HEALTH CENTER		3			3
PANCARE HEALTH - ALTHA PUBLIC			3	100%	3
MEDEXPRESS URGENT CARE-ARLINGTON		2	1	33%	3
JACKSON SOUTH COMMUNITY HOSPITAL LAB			3	100%	3
SURETOX LABORATORY LLC		2	1	33%	3
TERENCE B MITCHELL MD, INC			3	100%	3
BLOOMINGDALE PEDIATRIC ASSOCIATES PA			3	100%	3
Gulfport Rehabilitation Center			3	100%	3
AMERICAN SCIENTIFIC LABORATORIES LLC			3	100%	3
MINUTECLINIC DIAGNOSTIC OF TN, PC 374		3			3
BOLING, STEPHANIE		3			3
Westside Terrace		3			3
MEDICAL UNIVERSITY SC HOSPITAL			3	100%	3
SHANDS AT LAKE SHORE LAB		1	2	67%	3
INNOVATIVE COVID-DIVERSEY			3	100%	3
MEDEXPRESS URGENT CARE-HERSHEY		2	1	33%	3
HELIX LW UC		1	2	67%	3
MONTANA DEPARTMENT OF PUBLIC HEALTH & HUMAN SERVICES			3	100%	3
ADRIANA M CASTRO MD PA		3			3
MINUTECLINIC DIAGNOSTIC OF NORTH CAROLINA PC #7054		3			3
CVS MINUTE CLINIC DIAG OF IND LLC #5206		2	1	33%	3
CVS MINUTE CLINIC DIAGNOSTIC OF VIRGINIA		3			3
SUN TERRACE HEALTH CARE CENTER			3	100%	3
VAIL VALLEY MEDICAL CENTER			3	100%	3
PEDIATRICS URGENT CARE, LLC			3	100%	3
ALLIANCE LABS @LRMC			3	100%	3
MUNSON MEDICAL CENTER			3	100%	3
ERIC C MRSHAL, MD, PC #1842		3			3
ALLIANCE FOR MULTISPECIALTY RESEARCH		3			3
MEDICAL SERVICES OF AMERICA HOME HEALTH		3			3
TERRACINA LLC			3	100%	3
LOUISIANA DEPT. OF HEALTH AND HOSPITALS-INFECTIOUS DISEASE EPI SECTION			3	100%	3
CAMELLIA AT DEERWOOD			3	100%	3
KEYSTONE REHABILITATION AND HEALTH CENTER			3	100%	3
PRORENATA LABS		1	2	67%	3
AVANTE AT MT DORA		1	2	67%	3
MEDEXPRESS URGENT CARE MARTINSBURG		2	1	33%	3
DEACONESS HOSPITAL			3	100%	3
GARCIA MORALES NELSON			3	100%	3
NORTH BROWARD HOSPITAL DISTRICT HEALTHCARE FOR THE HOMELESS			3	100%	3
MEDEXPRESS URGENT CARE - RICHMOND, W BROAD ST		3			3
MONTEFIORE MEDICAL CENTER LABS MONTEFIORE		2	1	33%	3
MERCY URGENT CARE			3	100%	3
NORTHERN LIGHT LABORATORY		1	2	67%	3
BETTERMED URGENT CARE			3	100%	3
HELIX MEDICAL CENTERS		1	2	67%	3



# COVID-19: testing by laboratory

Data through Jan 3, 2021 verified as of Jan 4, 2021 at 09:25 AM

Data in this report are provisional and subject to change.

The numbers in the table below represent the number of Florida and non-Florida residents for whom test results were received by the Department of Health. A person can be tested by more than one laboratory and can have both positive and negative results. **Therefore, the sum of the numbers in each column will be larger than the total number of people tested.**

Reporting lab	Inconclusive	Negative	Positive	Percent positive	Total
FAMILY MEDICINE AT WATERMAN		3			3
PEDIATRICS BY THE SEA JOG RD OFFICE			3	100%	3
MEDFUSION		2	1	33%	3
VIRGINIA DIVISION OF CONSOLIDATED LABORATORIES			3	100%	3
MICHIGAN HEALTH CLINIC LABORATORIES		2	1	33%	3
CARESPOT-WELLINGTON			3	100%	3
PATHOLOGY REFERENCE LAB LLC			3	100%	3
SCIENTIFIC LABORATORY DIVISION			3	100%	3
TRUE HEALTH- HOFFNER		3			3
MD NOW URGENT CARE - DELRAY WEST			3	100%	3
SANFORD MOBILE LAB			3	100%	3
MEDEXPRESS - COLLINSVILLE BELT LINE		3			3
HARBOUR'S EDGE		2	1	33%	3
INTEGRATED FAMILY MEDICAL CENTER			3	100%	3
ONslow MEMORIAL HOSPITAL LABORATORY		3			3
LOVING CARE OF THE TREASURE COAST LLC	1	2			3
MEDEXPRESS URGENT CARE-SCOTT TOWNSHIP		3			3
ASPEN VALLEY HOSPITAL			3	100%	3
MINUTECLINIC DIAGNOSTIC OF NORTH CAROLINA PC #5341		2	1	33%	3
SENTARA NORFOLK GENERAL HOSPITAL CENTRAL LAB			3	100%	3
MC DIAGNOSTIC OF CONNECTICUT, PC #1966		3			3
CARENOW URGENT CARE - CENTRAL AUSTIN			3	100%	3
ST BARNABAS HOSPITAL		3			3
PELICAN LANDING		1	2	67%	3
MAIN STREET MEDICAL CENTER OF CRESTVIEW PA		1	2	67%	3
FELICIDAD MEDICAL CENTER INC			3	100%	3
CVS MINUTE CLINIC, LLC #22		2	1	33%	3
KEY WEST URGENT CARE, INC		3			3
LIFEHOPE LABS			3	100%	3
MACCLENNY NURSING AND REHAB			3	100%	3
COOPER UNIVERSITY HOSPITAL LABORATORY		2	1	33%	3
MID FLORIDA CLINICAL LABORATORY		2	1	33%	3
TERRACE OF ST CLOUD, THE		2	1	33%	3
MEDEXPRESS URGENT CARE - SUMMERSVILLE, WEBSTER RD		3			3
MINUTECLINIC DIAGNOSTIC OF VIRGINIA, LLC #255		3			3
SMOKY MOUNTAIN URGENT CARE AND FAMILY MEDICINE CENTER			3	100%	3
FAMILY MEDICINE AT WINTER PARK			3	100%	3
ALAN SERURE MD		3			3
ADVENT HEALTH - TIMBERRIDGE ER		2	1	33%	3
PULSE & REMEDY LLC			3	100%	3
TAMPA		1	2	67%	3
CARESOUTH HHA HOLDINGS OF TALLAHASSEE LLC		3			3
BOONE DRUG & HEALTHCARE AT DEERFIELD			3	100%	3
HIGH TOWER ALF LLC		3			3
GIBBENS FAMILY MEDICAL, LLC		2	1	33%	3
MOULTRIE CREEK NURSING AND REHAB			3	100%	3
TRUE HEALTH - LAKE UNDERHILL		3			3

# COVID-19: testing by laboratory

Data through Jan 3, 2021 verified as of Jan 4, 2021 at 09:25 AM

Data in this report are provisional and subject to change.

The numbers in the table below represent the number of Florida and non-Florida residents for whom test results were received by the Department of Health. A person can be tested by more than one laboratory and can have both positive and negative results. **Therefore, the sum of the numbers in each column will be larger than the total number of people tested.**

Reporting lab	Inconclusive	Negative	Positive	Percent positive	Total
ESTATES MEDICAL CENTER INC			3	100%	3
MINUTE CLINIC, LLC #1434		3			3
ORCHID COVE DAYTONA			3	100%	3
MINUTE-CLINIC DIAGNOSTIC OF VIRGINIA		2	1	33%	3
GYN PATH SERVICES			3	100%	3
BROOKDALE SENIOR LIVING			3	100%	3
PREMIER FAMILY AND SPORTS MEDICINE		2	1	33%	3
MINUTECLINIC DIAG OF IND LLC #6840		3			3
MINUTECLINIC, DIAGNOSTIC OF TEXAS, LL		3			3
SIGNATURE CARE PFLUGERVILLE			3	100%	3
ADVENT HEALTH - WESTCHASE ER			3	100%	3
CULLMAN REGIONAL URGENT CARE		2	1	33%	3
BRENTWOOD SENIOR LIVING AT ST PETE			3	100%	3
REGIONAL MEDICAL LAB			3	100%	3
WALGREENS 2941		3			3
MPG JACKSONVILLE ATLANTIC BLVD		1	2	67%	3
THOMAS LANGLEY			3	100%	3
IOWA DEPARTMENT OF PUBLIC HEALTH			3	100%	3
GENEXPERT			3	100%	3
NEWSTAR MEDICAL LABORATORIES		3			3
ALLIED PHYSICIANS GROUP PLLC		3			3
MONTANA PUBLIC HEALTH LAB			3	100%	3
MEDEXPRESS URGENT CARE - WILKES BARRE		2	1	33%	3
PATIENT FIRST - ALLENTOWN			3	100%	3
LISTENING DOCTOR PLLC, THE			3	100%	3
CTRS			3	100%	3
CGH MEDICAL CENTER			3	100%	3
DISCOVERY VILLAGE AT STUART		1	2	67%	3
BAY COUNTY HEALTH DEPARTMENT		3			3
ORLANDO CLINICAL RESEARCH CENTER		3			3
Enterprise Health and Rehabilitation Center		3			3
EXETER HOSPITAL		3			3
HIALEAH SHORES NURSING AND		2	1	33%	3
NIGHT LITE PEDIATRICS CENTER		1	2	67%	3
Magnolia Health and Rehab Center			3	100%	3
URGENT CARE COASTAL GA			3	100%	3
PLAINVIEW PRIMARY CARE		3			3
NOVADX		2	1	33%	3
UNITY HEALTH AND REHABILITATION CENTER			3	100%	3
ADVENTHEALTH MEDICAL GROUP PEDIATRIC & ADOLESCENT		3			3
NYC PUBLIC HEALTH LABS			3	100%	3
TIFTON CARECONNECT URGENT CARE			3	100%	3
MAGNOLIA PEDIATRICS GROUP LLC			3	100%	3
COLLIER BLVD HMA PHYSICIAN MANAGEMENT,, LLC			3	100%	3
QUATRACOR PLLC		3			3
LOYOLA UNIVERSITY MEDICAL CENTER LABORATORY			3	100%	3
NORTH SHORE HEMATOLOGY-ONCOLOGY ASSOCIATES, PC		3			3

# COVID-19: testing by laboratory

Data through Jan 3, 2021 verified as of Jan 4, 2021 at 09:25 AM

Data in this report are provisional and subject to change.

The numbers in the table below represent the number of Florida and non-Florida residents for whom test results were received by the Department of Health. A person can be tested by more than one laboratory and can have both positive and negative results. **Therefore, the sum of the numbers in each column will be larger than the total number of people tested.**

Reporting lab	Inconclusive	Negative	Positive	Percent positive	Total
CIGNA PBSO WEST PALM			3	100%	3
PHYSICIANS IMMEDIATE CARE ELGIN			3	100%	3
UNIVERSITY OF MIAMI / SCCC RESEARCH LABORATORY			3	100%	3
GONZALEZ MD AND ASWAD MD HEALTH SERVICES			3	100%	3
MEDEXPRESS URGENT CARE - IRVING		3			3
MEDEXPRESS URGENT CARE - WICHITA, S SENECA ST		1	2	67%	3
VIDANT MEDICAL CENTER			3	100%	3
UNIVERSITY OF MICHIGAN		2	1	33%	3
MEDEXPRESS URGENT CARE-PASADENA		3			3
WINDER NURSING INC DBA WINDER HEALTH CARE		3			3
DIXIE COUNTY HEALTH DEPARTMENT		2	1	33%	3
CVS MINUTE CLINIC DIAGNOSTIC OF TEXAS		3			3
MINUTECLINIC, LLC #4230		2	1	33%	3
PLEASANTVILLE OF SEBASTIAN LLC			3	100%	3
EMORY BENNETT VETERANS NURSING HOME		3			3
BROOKDALE OAKBRIDGE		1	2	67%	3
MEDIC INFUSION PA		3			3
MINUTECLINIC DIAGNOSTIC OF MAINE, LLC		2	1	33%	3
AFC PHYSICIANS OF FLORIDA PA			3	100%	3
METHODIST HOSPITAL			3	100%	3
MADISON COUNTY HEALTH DEPARTMENT		3			3
NC STATE LABORATORY OF PUBLIC HEALTH		3			3
MEDEXPRESS URGENT CARE - TULSA, S YALE AVE		3			3
MINUTECLINIC DIAGNOSTIC OF MICHIGAN, P		3			3
MARYLAND STATE DEPT OF HEALTH	2		1	33%	3
LAHEY CLINIC MEDICAL CENTER			3	100%	3
WATSON THERAPEUTICS INC			3	100%	3
ADVENT HEALTH MEDICAL GROUP FAMILY MEDICINE			3	100%	3
FLORIDA GASTROENTEROLOGY ASSOCIATES PA		3			3
MINUTECLINIC DIAG OF IND LLC #8651		3			3
COVENANT PEDIATRICS		1	2	67%	3
ADVANCED PEDIATRICS OF BOCA LLC			3	100%	3
CALIFORNIA DEPARTMENT OF PUBLIC HEALTH			3	100%	3
ANN STORCK CENTER INC		3			3
CUMBERLAND MEDICAL CENTER INC		3			3
NORTH NAPLES HOSPITAL RESPIRATORY THERAPY DEPARTMENT			3	100%	3
CONSOLIDATED LABORATORY SERVICES			3	100%	3
MEDEXPRESS URGENT CARE MORGANTOWN		3			3
NAVAL MEDICAL CENTER SAN DIEGO			3	100%	3
Centrastate Medical Center		2	1	33%	3
OPTUMCARE SOUTH FLORIDA, LLC		1	2	67%	3
QUINTON MEMORIAL HEALTH CARE CENTER		3			3
MEDICAL CENTER OF THE ROCKIES			3	100%	3
THE LODGE AND REHABILITATION CENTER		3			3
RAPID CITY RUGENT CARE			3	100%	3
NORTHSIDE HOSPITAL		2	1	33%	3
LIFE CARE HOME HEALTH SERVICES LLC			3	100%	3

# COVID-19: testing by laboratory

Data through Jan 3, 2021 verified as of Jan 4, 2021 at 09:25 AM

Data in this report are provisional and subject to change.

The numbers in the table below represent the number of Florida and non-Florida residents for whom test results were received by the Department of Health. A person can be tested by more than one laboratory and can have both positive and negative results. **Therefore, the sum of the numbers in each column will be larger than the total number of people tested.**

Reporting lab	Inconclusive	Negative	Positive	Percent positive	Total
AMERICAN HEALTH ASSOCIATES INC			3	100%	3
NORTH DAKOTA DEPT OF HEALTH MICROBIOLOGY		1	2	67%	3
Life Care Center of Citrus County		2	1	33%	3
WYOMING DEPT OF HEALTH			3	100%	3
QUEST DIAGNOSTICS PSC			3	100%	3
URGENT DOC - URGENT CARE CLINIC			3	100%	3
BAPTIST OUTPATIENT SERVICES			3	100%	3
SANDGATE GARDENS REHAB & NURSING CENTER		2	1	33%	3
MEDEXPRESS URGENT CARE LAVALE		3			3
SPRING LAKE REHABILITATION CENTER			3	100%	3
Lakeview Village		3			3
BAPTIST PRIMARY CARE, INC.		2	1	33%	3
VA OUTPATIENT CLINIC-NEW PORT RICHEY			3	100%	3
KEY TRAINING CENTER			3	100%	3
Bainbridge Health and Rehab		3			3
MEDEXPRESS URGENT CARE- FORT WORTH N T		3			3
CONCORD LIFE SCIENCES LLC		1	2	67%	3
NORTHSIDE HOSPITAL ATLANTA		3			3
State Lab Unspecifd			3	100%	3
PALM BEACH CDH - DELRAY BEACH			3	100%	3
ALOHA HOME CARE LLC DBA ACCENTCARE HOME HEALTH OF		3			3
MIAMI MEDICAL CONSULTANT PA			3	100%	3
FRUITVILLE URGENT CARE			3	100%	3
VITAS HEALTHCARE			3	100%	3
FLORIDA MEDICAL ASSOCIATES LLC			3	100%	3
SSM HEALTH ST LOUIS MICROBIOLOGY LABORATORY		1	2	67%	3
MEDEXPRESS URGENT CARE SHADYSIDE		3			3
YORK HOSPITAL - LABORATORY			3	100%	3
ERIE COUNTY PUBLIC HEALTH CLINICAL		3			3
SOFTLAB			3	100%	3
FLORIDA DEPARTMENT OF HEALTH IN MIAMI DADE COUNTY		2	1	33%	3
SENIOR LIVING IV SUN CITY LLC		3			3
KENTUCKY CABINET FOR HEALTH AND FAMILY SERVICES			3	100%	3
VILLAGES HEALTH, THE		3			3
ELITE PRIMARY CARE OF WAYCROSS			3	100%	3
ESTERO FIRE RESCUE		3			3
NEMOURS CHILDRENS PRIMARY CARE MAITLAND			3	100%	3
MAYO		1	2	67%	3
CROSSVILLE MEDICAL GROUP		1	2	67%	3
PENSACOLA PEDIATRICS PA - TIGER POINT			3	100%	3
MEDEXPRESS URGENT CARE - NORTH LITTLE		2	1	33%	3
PROMPT CARE OF CENTRAL FLORIDA LLC			3	100%	3
CAREWELL URGENT CARE			3	100%	3
LAFAYETTE NURSING AND REHAB			3	100%	3
LINCOLN MEDICAL CENTER		3			3
LEWIS COUNTY MANOR		3			3
VELOCITY CARE			3	100%	3

# COVID-19: testing by laboratory

Data through Jan 3, 2021 verified as of Jan 4, 2021 at 09:25 AM

Data in this report are provisional and subject to change.

The numbers in the table below represent the number of Florida and non-Florida residents for whom test results were received by the Department of Health. A person can be tested by more than one laboratory and can have both positive and negative results. **Therefore, the sum of the numbers in each column will be larger than the total number of people tested.**

Reporting lab	Inconclusive	Negative	Positive	Percent positive	Total
MINUTECLINIC DIAGNOSTIC OF ILLINOIS		2	1	33%	3
PALMS WEST HOSPITAL			3	100%	3
ACCESS HOME HEALTH OF FLORIDA LLC		3			3
WELLINGTON REGIONAL MEDICAL CENTER			3	100%	3
LONGWOOD PEDIATRICS LLC			3	100%	3
GROVES CENTER			3	100%	3
FLORIDA MEDICAL CLINIC IM MLK		3			3
CARE ATC - CITY OF BOYNTON BEACH			3	100%	3
MEDEXPRESS URGENT CARE - KOKOMO		3			3
MEDICAL CENTER ENTERPRISE			3	100%	3
GLADES COUNTY DETENTION CENTER			3	100%	3
MEDFIRST URGENT CARE			3	100%	3
MEDEXPRESS - NEWARK		3			3
FHPG FAMILY MEDICAL CENTER OF TAMPA BAY		1	2	67%	3
NOVANT HEALTH PRESBYTERIAN		2	1	33%	3
ORLANDO REGIONAL HEALTH SERVICES		1	2	67%	3
SCHIFF CENTER FOR LIVER DISEASES		1	2	67%	3
AUSTIN PUBLIC HEALTH			3	100%	3
MEDEXPRESS URGENT CARE, CHAMBERSBURG		2	1	33%	3
PUTNAM COUNTY EMERGENCY RESCUE SERVICE		3			3
GREATER MOBILE URGENT CARE – SPRINGHILL			3	100%	3
SJH			3	100%	3
MINUTECLINIC DIAGNOSTIC OF WISCONSIN,		3			3
MINUTECLINIC DIAGNOSTIC OF OKLAHOMA		2	1	33%	3
ST CLOUD MEDICAL GROUP		3			3
THE CLINIC OF PEDIATRICS & GI MEDICINE, INC			3	100%	3
HEALTHQUEST, INC		2	1	33%	3
CENTRAL DUPAGE HOSPITAL			3	100%	3
LEXINGTON MEDICAL CENTER		1	2	67%	3
LEE CONVENIENT CARE AT SUMMERLIN			3	100%	3
PINELLAS PARK HEALTH CENTER - PINELLAS CHD		1	2	67%	3
Lab MSMC Hialeah			3	100%	3
PM PEDIATRICS OF BAYSIDE PLLC		3			3
INSPIRA MEDICAL CENTER VINELAND LAB		2	1	33%	3
OHIO DEPARTMENT OF HEALTH LABORATORY		2	1	33%	3
UNC HOSPITAL/MCLENDON CLINICAL LABORATORIES			3	100%	3
HAVEN CUSTEAD CARE CENTER			3	100%	3
PINELLAS POINT NURSING AND REHAB			3	100%	3
BEEBE MEDICAL CENTER LABORATORY		3			3
FLORIDA CLINICAL LABORATORY - BIOREFERENCE LABORATORIES		2	1	33%	3
ST. PETERSBURG PEDIATRICS- 38TH AVENUE			3	100%	3
APEX CLINICAL LABORATORIES INC		3			3
AMERICAN EAGLE LEESBURG AL LLC DBA VISTA LAKE			3	100%	3
MINUTECLINIC #2860		3			3
CITIZENS BAPTIST MEDICAL CENTERS LAB		3			3
OPENTRONS PRL		2	1	33%	3
VIRTUA MEMORIAL HOSPITAL BURLINGTON COUNTY		1	2	67%	3



# COVID-19: testing by laboratory

Data through Jan 3, 2021 verified as of Jan 4, 2021 at 09:25 AM

Data in this report are provisional and subject to change.

The numbers in the table below represent the number of Florida and non-Florida residents for whom test results were received by the Department of Health. A person can be tested by more than one laboratory and can have both positive and negative results. **Therefore, the sum of the numbers in each column will be larger than the total number of people tested.**

Reporting lab	Inconclusive	Negative	Positive	Percent positive	Total
ACCESS HEALTH CARE		2	1	33%	3
NORTH DADE NURSING AND REHABILITATION CENTER			3	100%	3
Nashville Central Laboratory		3			3
PEDIATRICS AND ADOLESCENT MEDICINE		2	1	33%	3
MONROE COUNTY DEPT OF PUBLIC HEALTH ST		3			3
DANIEL M LIBBY MD PLLC		3			3
MANORCARE NURSING & REHABILITATION CENTER-NAPLES		3			3
ROANE MEDICAL CENTER		2	1	33%	3
ST VINCENT'S URGENT CARE		3			3
REELFOOT FAMILY WALK IN CLINIC		2	1	33%	3
CVS MINUTE CLINIC			3	100%	3
ORLANDO ORTHOPAEDIC OUTPATIENT SURGERY CENTER		1	2	67%	3
HILLVIEW LABORATORY			3	100%	3
COASTAL LABORATORIES OF FLORIDA			3	100%	3
MINUTECLINIC LLC (1435)		3			3
MINUTECLINIC DIAGNOSTIC MED GRP OF SAN		3			3
VICAR'S LANDING NURSING HOME		2	1	33%	3
ALABAMA DEPARTMENT OF PUBLIC HEALTH		1	2	67%	3
MOBIL LAB FOR ALL INC		3			3
ADVENTHEALTH SEBRING- INFECTION CONTROL DEPARTMENT			3	100%	3
HEALTHCARE NETWORK OF SOUTHWEST FLORIDA			3	100%	3
BARONESS ERLANGER HOSPITAL		3			3
AVANTE INVERNESS		1	2	67%	3
KISSIMMEE URGENT CARE		3			3
URGENT CARE USA LLC			3	100%	3
US SPECIALTY LABS			3	100%	3
CAYUGA COUNTY HEALTH DEPARTMENT		3			3
FLORIDA MENTOR-POINT WEST CLUSTER		3			3
BETH ISRAEL MEDICAL CENTER LABS		3			3
MARION COUNTY FIRE RESCUE		3			3
FLORIDA LABORATORY ANALYSIS, LLC			3	100%	3
MINUTECLINIC, LLC, MINUTECLINIC #7637		3			3
ENTRUST IMMEDIATE CARE			3	100%	3
PPD - IXLAYER		3			3
DOTHAN WEST FAMILY MEDICINE		2	1	33%	3
LEESBURG COMMUNITY HEALTH CENTERS			3	100%	3
ADVENT HEALTH - CENTRAL PASCO ER			3	100%	3
TUFTS MEDICAL CENTER			3	100%	3
NEMOURS CHILDRENS PRIMARY CARE HORIZON WEST			3	100%	3
MEDEXPRESS URGENT CARE - TEAYS VALLEY		3			3
COURTYARD GARDENS OF BOYNTON BEACH, LLC		1	2	67%	3
GENOME LLC	1		2	67%	3
PREMIER CLINICAL RESEARCH INSTITUTE INC			3	100%	3
WILLIAM A HINTON STATE LABORATORY INSTITUTE		1	2	67%	3
MINUTE CLINIC LLC #2775		3			3
WHITE WILSON MEDICAL CENTER NEPHROLOGY			3	100%	3
BAPTIST HEALTH MEDICAL CENTER			3	100%	3

# COVID-19: testing by laboratory

Data through Jan 3, 2021 verified as of Jan 4, 2021 at 09:25 AM

Data in this report are provisional and subject to change.

The numbers in the table below represent the number of Florida and non-Florida residents for whom test results were received by the Department of Health. A person can be tested by more than one laboratory and can have both positive and negative results. **Therefore, the sum of the numbers in each column will be larger than the total number of people tested.**

Reporting lab	Inconclusive	Negative	Positive	Percent positive	Total
TMH PHYSICIAN PARTNERS SOUTHWOOD			3	100%	3
NORTH SHORE HOSP. INFECTION CONTROL			3	100%	3
ADVANCED URGENT CARE OF MARATHON			3	100%	3
BROOKDALE ORANGE PARK		3			3
ORLANDO MEDICAL CENTER PL			3	100%	3
DACH MAIN LAB			3	100%	3
PARRISH MEDICAL CENTER-WAIVED TESTING		3			3
ST MARYS MEDICAL CENTER			3	100%	3
CULLMAN REGIONAL MEDICAL CENTER		2	1	33%	3
CORAL REEF NURSING & REHABILITATION CENTER		2			2
WESTPAC LABS INC			2	100%	2
PRINCETON BMC LABORATORY		2			2
MINUTECLINIC MINUTECLINIC #8505		2			2
CVS MINUTE CLINIC DIAGNOSTIC OF TN #6044		2			2
SACRED HEART HOSPITAL ON THE EMERALD			2	100%	2
CLEAR LAKE REGIONAL MEDICAL CENTER			2	100%	2
ST. MARY'S HOSPITAL			2	100%	2
ST. JOSEPH REGIONAL MEDICAL CENTER			2	100%	2
MEDEXPRESS URGENT CARE-SELINGSGROVE		2			2
JUPITER INTERNAL MEDICINE AND ASSOCIATES			2	100%	2
MEDICAL CENTER LABORATORY			2	100%	2
ASHLEY PEDIATRICS			2	100%	2
87TH MEDICAL GROUP - MCGUIRE AMBULATORY CARE FACILITY		2			2
FLAGLER PROFESSIONAL HEALTH CAE SERVICES INC		2			2
SPECIALTY LABORATORIES			2	100%	2
Delaware Court Healthcare Center		2			2
ASSOCIATES IN MEDICINE			2	100%	2
FKC AMELIA ISLAND DIALYSIS			2	100%	2
GULF COAST REGIONAL MEDICAL CARE		2			2
GEISINGER MEDICAL CENTER		2			2
SPARROW CENTRAL LAB			2	100%	2
MEDLAB INC		2			2
NEMOURS CHILDRENS PRIMARY CARE			2	100%	2
HENDRY/GLADES COUNTY HEALTH DEPARTMENT		2			2
SOUTH DAKOTA DEPARTMENT OF HEALTH		2			2
ADEPT INPATIENT MEDICAL SERVICES PC		2			2
WISCONSIN STATE LABORATORY OF HYGIENE		1	1	50%	2
MID-FLORIDA HEMATOLOGY AND ONCOLOGY CENTERS		2			2
Rutgers Health Rwj University Hospital - Laboratory		2			2
MARQUESA MEDICAL		2			2
NOT GIVEN		1	1	50%	2
U OF MIAMI MILLER SCHOOL OF MEDICINE			2	100%	2
GINKGO-IXLAYER		2			2
MEDEXPRESS URGENT CARE-BLOOMFIELD AVEN		2			2
AFFORDABLE PRIMARY CARE LLC		2			2
BENEVA LAKES ASSISTED LIVING CENTER			2	100%	2
MEDLOGIC, LLC		2			2

# COVID-19: testing by laboratory

Data through Jan 3, 2021 verified as of Jan 4, 2021 at 09:25 AM

Data in this report are provisional and subject to change.

The numbers in the table below represent the number of Florida and non-Florida residents for whom test results were received by the Department of Health. A person can be tested by more than one laboratory and can have both positive and negative results. **Therefore, the sum of the numbers in each column will be larger than the total number of people tested.**

Reporting lab	Inconclusive	Negative	Positive	Percent positive	Total
SOUTHSIDE FAMILY MEDICAL		2			2
NEW YORK STATE DEPARTMENT OF HEALTH		1	1	50%	2
LAUREL POINT CARE ACQUISITION LLC DBA SANDGATE GARDENS REHAB AND NURSI			2	100%	2
TMH PHYSICIAN PARTNERS BLOUNTSTOWN			2	100%	2
CARILLON SPORTS AND FAMILY MEDICINE		1	1	50%	2
UT AUSTIN UNIVERSITY HEALTH SERVICES			2	100%	2
MEASE CONTINUING CARE			2	100%	2
VITAS HEALTHCARE CORPORATION OF FL			2	100%	2
MINUTECLINIC DIAG OF IND LLC #6998		1	1	50%	2
MINUTE CLINIC DIAGNOSTIC OF VIRGINIA, LLC #7543		2			2
Heartland Healthcare Center Boca Raton			2	100%	2
MEASE COUNTRYSIDE HOSPITAL CARDIAC REH			2	100%	2
JEFFERSON WASHINGTON TOWNSHIP HOSPITAL		2			2
AMERICAN MEDICAL LABORATORIES			2	100%	2
DEPARTMENT OF HEALTH AND HUMAN SERVICES DIVISION OF BEHAVIORAL HEALTH		1	1	50%	2
Metro West Nursing and Rehab			2	100%	2
ADVANCED MEDICAL CARE			2	100%	2
VALLEY BAPTIST MEDICAL CENTER: BROWNSVILLE			2	100%	2
BIOMAT USA			2	100%	2
NORTHCREST MEDICAL CENTER			2	100%	2
Good Samaritan Society-Blackduck		1	1	50%	2
MEDEXPRESS URGENT CARE- COLUMBIA HEIGH		2			2
IN AND OUT URGENT CARE			2	100%	2
DISCOVERY VILLAGE AT THE FORUM		2			2
MEDEXPRESS URGENT CARE - SOUTH CHARLESTON		2			2
PINARD HOME HEALTH SERVICES INC			2	100%	2
MEDSTAR HARBOR HOSPITAL			2	100%	2
MEDEXPRESS URGENT CARE- ALLISON PARK		1	1	50%	2
ACCESS LABORATORIES LLC			2	100%	2
STATCARE URGENT & WALK IN MEDICAL CARE		2			2
Jackson Health Care Facility			2	100%	2
DOCTORS EXPRESS OF ST PETERSBURG			2	100%	2
SPRING HILL REGIONAL HOSPITAL			2	100%	2
MEMORIAL SLOAN KETTERING CANCER CENTER		1	1	50%	2
STUDENT HEALTH SERVICES			2	100%	2
EMERALD TRACE		2			2
24TH WEAPONS OF MASS DESTRUCTION - CIVIL SUPPORT		2			2
INTEGRITY CLINICAL RESEARCH CENTER INC		1	1	50%	2
MEDEXPRESS URGENT CARE - LINCOLN VILLA		2			2
LEXINGTON PLACE			2	100%	2
GULF COAST PEDIATRICS OF SARASOTA PA		1	1	50%	2
MINUTECLINIC DIAGNOSTIC OF PA LLC		2			2
CITY OF NEW YORK DEPARTMENT OF HEALTH			2	100%	2
VILLA HEALTH NH LLC			2	100%	2
CVS HEALTH, #1994		1	1	50%	2
VIRGINIA DEPT OF HEALTH OFFICE OF EPIDEMIOLOGY			2	100%	2
VITAS HEALTHCARE CORPORATION OF FLORIDA			2	100%	2

# COVID-19: testing by laboratory

Data through Jan 3, 2021 verified as of Jan 4, 2021 at 09:25 AM

Data in this report are provisional and subject to change.

The numbers in the table below represent the number of Florida and non-Florida residents for whom test results were received by the Department of Health. A person can be tested by more than one laboratory and can have both positive and negative results. **Therefore, the sum of the numbers in each column will be larger than the total number of people tested.**

Reporting lab	Inconclusive	Negative	Positive	Percent positive	Total
ALVERNO CLINICAL LABORATORIES			2	100%	2
Bethany Health and Rehab		2			2
BETHPAGE EXTENDED HOURS CENTER		2			2
HALIFAX HEALTH CARE FOR WOMEN		2			2
LACORP		1	1	50%	2
NICEVILLE URGENT CARE			2	100%	2
BAPTIST HOSPITAL EMPLOYEE HEALTH OFF			2	100%	2
CLEVELAND CLINIC FLORIDA			2	100%	2
HAVEN HOSPICE			2	100%	2
POMERENE HOSPITAL			2	100%	2
Lakeside Oaks Care Center			2	100%	2
DIAGNOSTIC & MEDICAL SPECIALISTS OF GREENWICH		2			2
ADULT MEDICINE OF LAKE COUNTY INC			2	100%	2
CENTRAL FLORIDA FAMILY HEALTH CENTER		2			2
VAULT HEALTH			2	100%	2
BNC Medical Investors, LLC Berrien Nursing & Rehabilitation Center		2			2
Rosedale Green		2			2
HCR MANOR CARE SERVICES OF FLORIDA III INC		2			2
A PLUS PEDIATRICS		2			2
THE PATHOLOGY LABORATORY		1	1	50%	2
ACL LABORATORIES INDUSTRIAL TOXICOLOGY			2	100%	2
MORRISTOWN MEMORIAL HOSPITAL		2			2
CROSSROADS			2	100%	2
CLAYMED OF NORTH FLORIDA			2	100%	2
FLORIDA SCHOOL FOR THE DEAF & BLIND			2	100%	2
EMORY UNIVERSITY HOSPITAL			2	100%	2
ST. CLOUD PHARMACY AND WELLNESS CENTER		2			2
MINUTECLINIC DIAGNOSTIC OF SC, LLC #4		2			2
SUPERIOR RESIDENCES OF CLERMONT		2			2
MED TECH SERVICES OF PALM BEACH INC		2			2
ELMHURST MEMORIAL HOSPITAL			2	100%	2
LIFE CARE CENTER OF SKAGIT VALLEY		2			2
ACCESS MEDICAL GROUP OF FLORIDA CITY			2	100%	2
PALM BAY COMMUNITY OUTPATIENT CLINIC		2			2
Church Creek SNF			2	100%	2
MINUTECLINIC DIAGNOSTIC MED GRP OF CA		2			2
Great Lakes Health Center			2	100%	2
AFFINITY URGENT CARE			2	100%	2
FHPG_EXP CARE W HILLSBOROUGH			2	100%	2
CARE CENTERS OF NASSAU LLC MINER ROAD SOUTH		2			2
WOMENS CARE FLORIDA LLC-LABORATORY		2			2
CHEROKEE COUNTY HEALTH AND REHAB CENTER		2			2
ORMOND BEACH URGENT CARE			2	100%	2
MEDEXPRESS URGENT CARE FOX CHAPEL		2			2
COL CROSSROAD		1	1	50%	2
SPECTRA LABS		1	1	50%	2
HAWAII DEPARTMENT OF HEALTH			2	100%	2

# COVID-19: testing by laboratory

Data through Jan 3, 2021 verified as of Jan 4, 2021 at 09:25 AM

Data in this report are provisional and subject to change.

The numbers in the table below represent the number of Florida and non-Florida residents for whom test results were received by the Department of Health. A person can be tested by more than one laboratory and can have both positive and negative results. **Therefore, the sum of the numbers in each column will be larger than the total number of people tested.**

Reporting lab	Inconclusive	Negative	Positive	Percent positive	Total
PINECREST PEDIATRICS GROUP LLC			2	100%	2
MORGAN STANLEY HEALTH CENTER		2			2
GENETIC ASSAYS INC			2	100%	2
Gracemore Nursing and Rehab		2			2
MARTIN MEDICAL CENTER INC		1	1	50%	2
HEALTHPARK MEDICAL CTR NURSING SVC		2			2
CVS MINUTE CLINIC DIAGNOSTIC OF TN #3293		2			2
UNIVERSITY HOSPITAL OF BROOKLYN		2			2
SUNCOAST BLOOD BANK			2	100%	2
BENTON PEDIATRICS		2			2
ST VINCENTS AMBULATORY CARE INC DBA			2	100%	2
Parkridge Specialty Care		2			2
SKIPPACK MEDICAL LAB			2	100%	2
ADVOCATE SHERMAN HOSPITAL			2	100%	2
POINTE AT NEW PORT PLACE,THE		2			2
CAPRONA GROUP HOME			2	100%	2
JOHNSON CITY MEDICAL CENTER		1	1	50%	2
Fort Gaines Health and Rehab		2			2
SINAI PLAZA NURSING AND REHAB CENTER			2	100%	2
HOME ACCESS HEALTH			2	100%	2
JUST BELIEVE RECOVERY CENTER			2	100%	2
LONG ISLAND UNIVERSITY - POST CAMPUS		2			2
NEBRASKA MEDICAL CENTER			2	100%	2
MED FUSION			2	100%	2
LIFT HEALTH		2			2
UC CORAL GABLES			2	100%	2
MEDEXPRESS URGEN CARE - EAST BRUNSWICK		2			2
PruittHealth Lakehaven		2			2
MINUTECLINIC DIAGNOSTIC OF SC, LLC #7		1	1	50%	2
BOND & STEELE CLINIC PA D/B/A BOND CLINIC PA		2			2
PROHEALTH PRIMARY CARE - GLEN OAKS		2			2
CERTIVIA LABORATORIES			2	100%	2
CELEBRATION PRIMARY CARE ASSOCIATES LLC		2			2
Avanti Wellness and Rehab			2	100%	2
URGENT CARE AND SURGERY CENTER			2	100%	2
CLINICA HISPANIA			2	100%	2
COVID PROCESSING SITE			2	100%	2
MEDEXPRESS URGENT CARE - OMAHA N 72 ST		2			2
PHYSICIANS REGIONAL MEDICAL CTR - COLLIER BLVD			2	100%	2
Alden Terrace of McHenry			2	100%	2
BAYLOR COLLEGE OF MEDICINE			2	100%	2
MORTON PLANT NORTH BAY HOSPITAL			2	100%	2
SANIBEL MEDICAL CLINIC			2	100%	2
KAILOS GENETICS INC			2	100%	2
MINUTECLINIC DIAGNOSTIC OF PENNSYLVAN		2			2
SYLVAN NURSING			2	100%	2
PALM MEDICAL CENTER - PLANT CITY		2			2



# COVID-19: testing by laboratory

Data through Jan 3, 2021 verified as of Jan 4, 2021 at 09:25 AM

Data in this report are provisional and subject to change.

The numbers in the table below represent the number of Florida and non-Florida residents for whom test results were received by the Department of Health. A person can be tested by more than one laboratory and can have both positive and negative results. **Therefore, the sum of the numbers in each column will be larger than the total number of people tested.**

Reporting lab	Inconclusive	Negative	Positive	Percent positive	Total
MINUTECLINIC DIAGNOSTIC OF NEW MEXICO		2			2
OELWEIN HEALTH CARE CENTER		2			2
MINUTECLINIC DIAGNOSTIC OF TN PC #242		2			2
MINUTECLINIC, LLC #07852		2			2
CONEMAUGH MEMORIAL MEDICAL CENTER		2			2
RUSSELL MEDICAL CENTER		2			2
TRINITAS REGIONAL MEDICAL CENTER		1	1	50%	2
MADISON HOSPITAL LABORATORY			2	100%	2
FLORIDA DEPARTMENT OF HEALTH WASHINGTON COUNTY		1	1	50%	2
MINUTECLINIC, LLC #5707		2			2
SPECTRUM HEALTH			2	100%	2
MEDEXPRESS URGENT CARE - LEDGEWOOD		2			2
VENICE GREEN VILLAGE		2			2
CITRUS PARK			2	100%	2
PM PEDIATRICS OF BAYSIDE, PLLC - MANHASSET		2			2
MINUTE CLINIC DIAGNOSTIC OF KANSAS PA		2			2
SOUTH LAKE FAMILY HEALTH CENTER			2	100%	2
ARLINGTON DIALYSIS CENTER LLC		2			2
PHYSICIANS QUALITY CARE			2	100%	2
MIDLAND MEMORIAL HOSPITAL			2	100%	2
SURFSIDE URGENT CARE			2	100%	2
LIFESPRING COMMUNITY HEALTH		2			2
ST JOSEPH'S HOSPITAL LABORATORY			2	100%	2
JRS LABORATORY			2	100%	2
MINUTE CLINIC LLC #4017		2			2
COMMUNITY MEDICAL CENTER			2	100%	2
REGIONS HOSPITAL LABORATORY			2	100%	2
FAMILY PRACTICE OF DAVIE INC			2	100%	2
WINCHESTER MEDICAL CENTER			2	100%	2
Life Care Center of Orlando			2	100%	2
TGH Brandon Healthplex Laboratory			2	100%	2
LAKELAND REGIONAL HEALTH		2			2
BMC/JACSONVILLE		1	1	50%	2
JOHNS HOPKINS ALL CHILDRENS			2	100%	2
SANFORD REGIONAL HOSPITAL WORTHINGTON		2			2
NEW GEN LABS			2	100%	2
MEDEXPRESS URGENT CARE, BELLE VERNON		2			2
UNIVERSTIY OF ILLINOIS HOSPITAL			2	100%	2
MINUTE CLINIC LLC #5706		1	1	50%	2
MINUTECLINIC DIAG OF IND, LLC #6910		2			2
INSPIRIT SENIOR LIVING			2	100%	2
FIRST CHOICE MEDICAL PC			2	100%	2
SPRINGS MEDICAL LAB		1	1	50%	2
ADVANCED RESEARCH FOR HEALTH IMPROVEMENT		1	1	50%	2
BAYFRONT FAMILY HEALTH CENTER			2	100%	2
CORNERSTONE MEDICAL CARE OF BRANDON		2			2
EP LTC PHARMACY		1	1	50%	2

# COVID-19: testing by laboratory

Data through Jan 3, 2021 verified as of Jan 4, 2021 at 09:25 AM

Data in this report are provisional and subject to change.

The numbers in the table below represent the number of Florida and non-Florida residents for whom test results were received by the Department of Health. A person can be tested by more than one laboratory and can have both positive and negative results. **Therefore, the sum of the numbers in each column will be larger than the total number of people tested.**

Reporting lab	Inconclusive	Negative	Positive	Percent positive	Total
Ocala Regional Kidney Center-West			2	100%	2
LIFE CARE CENTER OF PALM BAY		2			2
POINT OF CARE PRIVATE HEALTH MANAGEMENT			2	100%	2
BAYMEADOWS PRIMARY CARE		2			2
INTERNAL MEDICINE ASSOCIATES-DUNELLON			2	100%	2
Conway Lakes Health and Rehabilitation Center		2			2
MINUTECLINIC, LLC (CLINIC 10928)		2			2
SPRINGHILL SENIOR RESIDENCE		2			2
TMH PHYSICIAN PARTNERS MONTICELLO		1	1	50%	2
ASCENSION ST MICHAEL'S HOSPITAL LAB		1	1	50%	2
Terrace of Jacksonville			2	100%	2
METHODIST MANSFIELD MEDICAL CENTER			2	100%	2
NEMOURS CHILDRENS PRIMARY CARE OVIEDO			2	100%	2
ALL PEDIATRIC CARE PA			2	100%	2
RENFREW CENTERS INC		2			2
PRESBYTERIAN HOME		2			2
RIVERVIEW MEDICAL CLINIC		2			2
UNIVERISTY OF MEMPHIS ATHLETIC TRAINI		2			2
ONTARIO COUNTY PUBLIC HEALTH		2			2
STANFORD HEALTH CARE ANATOMIC PATHOLOGY & CLINICAL LAB			2	100%	2
SOUTHEAST GEORGIA HEALTH SYSTEM			2	100%	2
MINUTE CLINIC, LLC #4650		2			2
PALM BEACH GARDENS MEDICAL CENTER			2	100%	2
Workmens Circle Multicare Center		2			2
GALEN BAYLOR EXTENSION		2			2
BAPTIST HEALTHCARE - LAKEVIEW CENTER INC		2			2
BAYSHORE MEDICAL CENTER			2	100%	2
CLEVELAND CLINIC IMAGING			2	100%	2
ADVENTHEALTH MEDICAL GROUP PEDIATRICS		1	1	50%	2
AFC PHYSICIANS OF FLORIDA, PA			2	100%	2
OURMED		2			2
DRR JMC URGENT CARE DONALD ROSS			2	100%	2
FLORIDA MEDICAL CLINIC -INTERNAL MED DADE CITY			2	100%	2
LAB CORP OF AMER SAN DIEGO			2	100%	2
ASPIRUS RIVERVIEW HOSPITAL & CLINICS INC		1	1	50%	2
DEPT OF HEALTH			2	100%	2
TAMPA INTERNATIONAL AIRPORT			2	100%	2
441 URGENT CARE-MULBERRY			2	100%	2
MAWD PATHOLOGY GROUP			2	100%	2
ROCKEFELLER UNIVERSITY CLINICAL GENOMICS LABORATOR		2			2
TRICORE REFERENCE LABORATORY		1	1	50%	2
Lehigh Acres Health and Rehabilitation			2	100%	2
MINUTECLIINIC DIAGNOSTIC OF NORTH CARO		2			2
COVANCE			2	100%	2
RAPID RELIABLE TESTING NY LLC		2			2
PALMETTO FAMILY HEALTH CENTER			2	100%	2
MAIN STREET MEDICAL CENTERS		2			2

# COVID-19: testing by laboratory

Data through Jan 3, 2021 verified as of Jan 4, 2021 at 09:25 AM

Data in this report are provisional and subject to change.

The numbers in the table below represent the number of Florida and non-Florida residents for whom test results were received by the Department of Health. A person can be tested by more than one laboratory and can have both positive and negative results. **Therefore, the sum of the numbers in each column will be larger than the total number of people tested.**

Reporting lab	Inconclusive	Negative	Positive	Percent positive	Total
MINUTE CLINIC OF KANSAS PA			2	100%	2
MOBILE COUNTY HEALTH DEPARTMENT		1	1	50%	2
AUSTIN REGIONAL CLINIC MICROBIOLOGY LAB			2	100%	2
INA		1	1	50%	2
GULF COAST IMMEDIATE CARE CENTER		1	1	50%	2
PALM CITY NURSING AND REHAB CENTER			2	100%	2
EXCEPTIONAL EMERGENCY CENTER - AMARILLO			2	100%	2
CVS MINUTE CLINIC DIAGNOSTIC		2			2
Elba Nursing and Rehabilitation Center, LLC		2			2
WALGREENS #05477		2			2
ONE MEDICAL GROUP		1	1	50%	2
UNITED MEMORIAL MEDICAL CENTER			2	100%	2
NEW BRIDGE MEDICAL CENTER		2			2
MINUTECLINIC DIAGNOSTIC PA #7110		2			2
BAYCARE LABORATORIES			2	100%	2
CHAPPEL GROUP RESEARCH, THE		2			2
SAFE PMC		2			2
PREMIER FAMILY HEALTH PA			2	100%	2
MINUTECLINIC DIAGNOSTIC OF TEXAS, LLC #7435		2			2
EAST NAPLES PEDIATRICS			2	100%	2
INTEGRATED REGIONAL LABS			2	100%	2
THE FOUNTAIN AT BOCA CIEGA BAY		2			2
GOLDMAN SACHS HEALTH CENTER		2			2
NATIONAL JEWISH HEALTH			2	100%	2
MINUTECLINIC DIAGNOSTIC OF OHIO #7790		1	1	50%	2
MINUTECLINIC DIAGNOSTIC OF TN PC #442		2			2
MID - FLORIDA PATHOLOGY LLC		1	1	50%	2
New Jersey Aim At Smg		2			2
DEPARTMENT OF HEALTH AND HUMAN SERVICES			2	100%	2
FEDERAL CORRECTIONAL INSTITUTION MARIANNA			2	100%	2
FAMILY FIRST PEDIATRICS			2	100%	2
MINUTECLINIC, LLC #1431		2			2
WAL-MART STORES EAST LP		2			2
LEE MEMORIAL HEALTH SYSTEM D/B/A			2	100%	2
THE HOSPITAL OF PROVIDENCE EMERGENCY ROOM			2	100%	2
BROOME COUNTY HEALTH DEPARTMENT		1	1	50%	2
BIOHEALTH MEDICAL LAB INC			2	100%	2
FLORIDA MEDICAL CLINIC CARDIOLOGY-ZH			2	100%	2
NAVAL BRANCH MEDICAL CLINIC			2	100%	2
UNIVERSITY OF KANSAS MEDICAL CENTER			2	100%	2
FLORIDA DEPARTMENT OF HEALTH (FDOH)			2	100%	2
PREMIER MEDICAL LABORATORY			2	100%	2
MEDICAL CENTER AT OCEAN REEF,THE		2			2
CLEARWATER PAIN MANAGEMENT ASSOCIATES			2	100%	2
POMONA VALLEY COMMUNITY HOSPITAL			2	100%	2
CPL LABS			2	100%	2
COOK HOSPITAL AND CARE CENTER		1	1	50%	2

# COVID-19: testing by laboratory

Data through Jan 3, 2021 verified as of Jan 4, 2021 at 09:25 AM

Data in this report are provisional and subject to change.

The numbers in the table below represent the number of Florida and non-Florida residents for whom test results were received by the Department of Health. A person can be tested by more than one laboratory and can have both positive and negative results. **Therefore, the sum of the numbers in each column will be larger than the total number of people tested.**

Reporting lab	Inconclusive	Negative	Positive	Percent positive	Total
MINUTECLINIC, DIAGNOSTIC OF TEXAS, LLC		2			2
VANAYER HEALTHCARE AND REHAB CENTER		2			2
TIEHH BIOTERRORISM RESPONSE LAB			2	100%	2
MEMORIAL HERMANN CONSOLIDATED LABORATORY SERVICES			2	100%	2
PARADIGM LABORATORIES			2	100%	2
MEDEXPRESS URGENT CARE - WHEELING		1	1	50%	2
ST. ELIZABETH HEALTHCARE			2	100%	2
TALLAHASSEE MEMORIAL HEALTHCARE FAMILY MED RESIDENCY			2	100%	2
AGILE URGENT CARE			2	100%	2
CHARLOTTE COUNTY HEALTH DEPARTMENT			2	100%	2
IN & OUT URGENT CARE METAIRIE			2	100%	2
HOLY FAMILY MEDICAL CENTER		1	1	50%	2
PALOS COMMUNITY HOSPITAL LABORATORY			2	100%	2
SCIENTIFIC LABORATORY COMPANY		2			2
Holiday Retirement Home			2	100%	2
CVS MINUTE CLINIC DIAGNOSTIC MED GRP		2			2
EXPEDIAN URGENT CARE			2	100%	2
MED EXPRESS URGENT CARE PC - MARYLAND		2			2
SWEETWATER NURSING CENTER		2			2
MEDEXPRESS URGENT CARE-CHIPPEWA		1	1	50%	2
BFT LAB			2	100%	2
PARKSIDE HEALTH AND REHABILITATION CENTER			2	100%	2
MURFREESBORO MEDICAL CLINIC		2			2
UNIVERSITY HOSPITALS OF CLEVELAND			2	100%	2
SCDHEC BUREAU OF LABORATORIES			2	100%	2
BAYSTATE MEDICAL CENTER		1	1	50%	2
MEADOWS AT CYPRESS GARDENS, THE		2			2
PTC LABORATORIES			2	100%	2
RAPID URGENT CARE - ALBANY			2	100%	2
MEDEXPRESS URGENT CARE - CEDAR KNOLLS		2			2
WEAKLEY COUNTY REHAB AND NURSING CENTER		2			2
GUTHRIE MEDICAL GROUP - CORNING		2			2
MINUTECLINIC DIAG OF IND, LLC #6472		2			2
SOUTH CAROLINA DEPT OF HEALTH AND ENVIRONMENT CONTROL		2			2
FLORIDA MEDICAL CENTER OF CLEARWATER		2			2
REELFOOT FAMILY WALK IN CLINIC - TIPT		2			2
GIGI WOOD DAVIS DO-FAMILY MEDICINE		2			2
FLORIDA COMMUNITY HEALTH CENTERS, INC.			2	100%	2
PEACEHEALTH CENTRAL		2			2
DELAWARE DIAGNOSTICS LABS			2	100%	2
TRUE HEALTH INC			2	100%	2
MINUTECLINIC, LLC #05814		2			2
SOUTHERN TENNESSEE MEDICAL CENTER			2	100%	2
RIVER CITY MEDICAL ASSOCIATES INC			2	100%	2
STARR COUNTY MEMORIAL HOSPITAL			2	100%	2
MEDICAL CITY DALLAS HOSPITAL			2	100%	2
TENNESSEE VALLEY HCS			2	100%	2

# COVID-19: testing by laboratory

Data through Jan 3, 2021 verified as of Jan 4, 2021 at 09:25 AM

Data in this report are provisional and subject to change.

The numbers in the table below represent the number of Florida and non-Florida residents for whom test results were received by the Department of Health. A person can be tested by more than one laboratory and can have both positive and negative results. **Therefore, the sum of the numbers in each column will be larger than the total number of people tested.**

Reporting lab	Inconclusive	Negative	Positive	Percent positive	Total
PANCARE HEALTH - PONCE DE LEON			2	100%	2
MINUTECLINIC DIAGNOSTIC OF NEVADA #87		1	1	50%	2
MINUTECLINIC DIAGNOSTIC OF TN PC #643		2			2
EXPRESS CARE OF TAMPA BAY LLC		1	1	50%	2
FLORIDA CLINICAL LABORATORY INC			2	100%	2
LAKE MARY HEALTH AND REHABILITATION CENTER		1	1	50%	2
ST. MARY'S MEDICAL CENTER EVANSVILLE, INC			2	100%	2
MINUTECLINIC, LLC #03268		2			2
MIDDLE TENN MENTAL HEALTH INSTITUTE		2			2
MINUTECLINIC, LLC, DBA MINUTECLINIC #6		2			2
MEDEXPRESS URGENT CARE - BRIDGEVILLE		2			2
MINUTECLINIC DIAG OF IND, LLC #6483		1	1	50%	2
SCIENTIA DIAGNOSTICS			2	100%	2
GRAND VILLA OF MELBOURNE			2	100%	2
MINUTECLINIC, LLC #1470		2			2
DEKALB MEDICAL CENTER LABORATORY			2	100%	2
HEART OF FLORIDA HEALTH CENTER INC			2	100%	2
CALIFORNIA DIVISION OF COMMUNICABLE DISEASE CONTROL			2	100%	2
MEDEXPRESS URGENT CARE, HERMITAGE		1	1	50%	2
RIGHT AT HOME			2	100%	2
NORTON IMMEDIATE CARE CENTER - PRESTON			2	100%	2
ORLANDO LUTHERAN TOWERS		1	1	50%	2
University Center East			2	100%	2
Cleveland Clinic Weston			2	100%	2
NLC LABS			2	100%	2
BAYFRONT MEDICAL			2	100%	2
NOVA SOUTHEASTERN UNIVERSITY - STUDENT MEDICAL CTR			2	100%	2
MINUTE CLINIC DIAG OF IND LLC #8674		2			2
ADVANCED PEDIATRICS			2	100%	2
Bedford Care Center of Hattiesburg		2			2
DALLAS MEDICAL CENTER			2	100%	2
INTERNAL MEDICINE & PEDIATRICS WELLNESS CENTER			2	100%	2
MINUTECLINIC DIAGNOSTIC OF OHIO #6192		2			2
CERON PEDIATRICS & INTEGRATIVE MEDICIN		2			2
MINUTE CLINIC DIAGNOSTIC OF VIRGINIA, LLC		2			2
WHITESANDS OUTPATIENT TREATMENT		2			2
CARE 365			2	100%	2
MEDEXPRESS URGENT CARE-CLOQUET		2			2
JOHN D. ARCHBOLD MEM. HOSPITAL			2	100%	2
PIEDMONT HOSPITAL LAB			2	100%	2
Grand Villa of Dunedin			2	100%	2
Kennedy University Hospital -Wash Twp L		2			2
KINDRED HOSPITAL OCALA		2			2
URGENT CARE CENTER			2	100%	2
OHIO HEALTH DOCTORS HOSPITAL			2	100%	2
CARESPOT EXPRESS HEALTHCARE			2	100%	2
MINUTE CLINIC DIAGNOSTIC MED GRP		2			2



# COVID-19: testing by laboratory

Data through Jan 3, 2021 verified as of Jan 4, 2021 at 09:25 AM

Data in this report are provisional and subject to change.

The numbers in the table below represent the number of Florida and non-Florida residents for whom test results were received by the Department of Health. A person can be tested by more than one laboratory and can have both positive and negative results. **Therefore, the sum of the numbers in each column will be larger than the total number of people tested.**

Reporting lab	Inconclusive	Negative	Positive	Percent positive	Total
TMH EC NORTHEAST LABORATORY			2	100%	2
MEDEXPRESS URGENT CARE - HOLLINS		2			2
RAINY LAKE MEDICAL CENTER			2	100%	2
UW HOSPITAL AND CLINICS		1	1	50%	2
LEE PHYSICIAN GROUP		1	1	50%	2
MIDWAY SPECIALTY CARE RX LLC			2	100%	2
UK HEALTHCARE			2	100%	2
ST LUKES HOSPITAL			2	100%	2
MINUTECLINIC DIAGNOSTICS OF IND LLC		1	1	50%	2
AMEDISYS HOME HEALTH OF GREENVILLE			2	100%	2
MEDEXPRESS - WILMINGTON KIRKWOOD HIGHWAY		2			2
UT PATH			2	100%	2
BAY CORRECTIONAL AND REHABILITATION FACILITY			2	100%	2
BIONIC TECHNOLOGIES CORPORATION			2	100%	2
Kings County Hospital Center			2	100%	2
NORTHWELL HEALTH			2	100%	2
STEWART ST ELIZABETH MEDICAL CENTER			2	100%	2
LILY PHARMACY		2			2
MEMORIAL HERMANN			2	100%	2
BRITO MEDICAL CENTER			2	100%	2
SUNNYSIDE MANOR		2			2
DOCTORS HOSPITAL RENAISSANCE			2	100%	2
CLAY PRIMARY & FAMILY CARE LLC			2	100%	2
METROHEALTH SYSTEM			2	100%	2
ADVANCED URGENT CARE LLC			2	100%	2
MINUTECLINIC DIAG OF IND, LLC #6648		1	1	50%	2
THE LITTLE CLINIC			2	100%	2
BOND COMMUNITY HEALTH CENTER			2	100%	2
VERILY LIFE SCIENCES		2			2
ADVENTHEALTH IMAGING PARTIN SETTLEMENT			2	100%	2
CHESTERFIELD HEALTHCARE GROUP, INC		2			2
MEDEXPRESS-HOUSTON EAST FWY		1	1	50%	2
MEDEXPRESS URGENT CARE GREENSBURG		2			2
FIRST CARE - MIDDLESBORO			2	100%	2
CVA MINUTE CLINIC DIAGNOSTIC OF VIRGINIA, LLC		2			2
PANCARE HEALTH - SNEADS ELEMENTARY			2	100%	2
ALLIANCE PEDIATRICS PA			2	100%	2
DOCTOR 4 U CLINIC			2	100%	2
FAMILY EXPRESS URGENT CARE			2	100%	2
NAVAL MEDICAL CENTER			2	100%	2
URGENT MED INC		1	1	50%	2
RELIANT IMMUNE DIAGNOSTICS			2	100%	2
ADVENTHEALTH EAST ORLANDO EMPLOYEE CLINIC		2			2
FLORIDA MEDICAL CLINIC RADIOLOGY DALE MABRY		2			2
CELEBRATION PEDIATRICS PA			2	100%	2
MAJESTIC GUARDIANS			2	100%	2
OAKBRIDGE TERRACE AT SAE			2	100%	2

# COVID-19: testing by laboratory

Data through Jan 3, 2021 verified as of Jan 4, 2021 at 09:25 AM

Data in this report are provisional and subject to change.

The numbers in the table below represent the number of Florida and non-Florida residents for whom test results were received by the Department of Health. A person can be tested by more than one laboratory and can have both positive and negative results. **Therefore, the sum of the numbers in each column will be larger than the total number of people tested.**

Reporting lab	Inconclusive	Negative	Positive	Percent positive	Total
LEGACY LABORATORY SERVICES			2	100%	2
CEDARS-SINAI MEDICAL CENTER			2	100%	2
BRIGHAM AND WOMEN'S HOSPITAL			2	100%	2
MARCO ISLAND HOSPITAL INC D/B/A		1	1	50%	2
VETERANS AFFAIRS MEDICAL CENTER - GREATER LOS ANGELES			2	100%	2
BRANDON REGIONAL EMERGENCY CTR			2	100%	2
ManorCare Rehabilitation Center- Decatur		2			2
PLASMA MED RESEARCH DBA		2			2
MINUTECLINIC 7196		2			2
ATLAS GENOMICS			2	100%	2
ACKERMAN CANCER CENTER		2			2
Lake Charles Healthcare LLC dba Landmark Lake Charles			2	100%	2
SARASOTA MEMORIAL MEDICAL URGENT CARE CENTER			2	100%	2
MD NOW URGENT CARE MEDICAL CENTERS INC			2	100%	2
ADVENT HEALTH CENTRAL TEXAS		1	1	50%	2
ROAN DRUG COMPANY LLC		2			2
SUNBRIDGE CARE & REHAB FOR DECATUR		2			2
FLORIDA PRIMARY CARE CENTER PA		2			2
NATIONWIDE LABORATORY SERVICES		1	1	50%	2
ASCENSION ST VINCENT'S RIVERSIDE			2	100%	2
ROYAL PALM MEDICAL GROUP, INC		2			2
CARENOW-LEBANON		1	1	50%	2
HARLEM HOSPITAL CENTER		2			2
CVS MINUTE CLINIC DIAGNOSTIC OF KANSAS, PA		2			2
TENNESSEE DEPARTMENT OF HEALTH (TDH) - REGIONAL LABORATORY			2	100%	2
DES PLAINES CLINICAL LAB			2	100%	2
SHORE MEDICAL CENTER		2			2
VOLUNTEERS OF AMERICA OF FLORIDA			2	100%	2
Greystone Nursing and Rehab, LLC			2	100%	2
APC PEDIATRICS			2	100%	2
FLORIDA KEYS PED & ADOLES CTR			2	100%	2
ADVANCED URGENT CARE CENTER OF THE UPPER KEYS			2	100%	2
ROPER HOSPITAL			2	100%	2
WILLISTON PEDIATRICS PA			2	100%	2
Iowa Veterans Home		2			2
DMC UNIVERSITY LABORATORIES		1	1	50%	2
ARCPOINT LABS OF WEST PALM BEACH			2	100%	2
CSS- TWELVE OAKS			2	100%	2
WALGREENS #13605		2			2
JOHNNIE RUTH CLARKE LAB			2	100%	2
UNIVERSITY OF MARYLAND MEDICAL CENTER			2	100%	2
SIGNATURE CARE LEWISVILLE-EMERGENCY CENTER		1	1	50%	2
MINUTE CLINIC DIAGNOSTIC OF SOUTH CAROLINA		1	1	50%	2
MINUTECLINIC, LLC #1796		1	1	50%	2
WHOLE CHILD PEDIATRICS			2	100%	2
Avalon Healthcare and Rehabilitation Center			2	100%	2
FL DEPT OF HEALTH MARION COUNTY MOBILE HEALTH UNIT			2	100%	2

# COVID-19: testing by laboratory

Data through Jan 3, 2021 verified as of Jan 4, 2021 at 09:25 AM

Data in this report are provisional and subject to change.

The numbers in the table below represent the number of Florida and non-Florida residents for whom test results were received by the Department of Health. A person can be tested by more than one laboratory and can have both positive and negative results. **Therefore, the sum of the numbers in each column will be larger than the total number of people tested.**

Reporting lab	Inconclusive	Negative	Positive	Percent positive	Total
COASTAL COMPLETE CARE			2	100%	2
BRANDYWYNE HEALTH CARE CENTER			2	100%	2
ADVICE FOR OPTIMAL WELLNESS			2	100%	2
LABRADOR PRIMARY CARE CENTER			2	100%	2
OKEECHOBEE URGENT CARE			2	100%	2
Gulf Shore Care Center			2	100%	2
KINGS BAY PEDIATRICS LLC			2	100%	2
JACKSON LABORATORY OF GENOMIC MEDICINE		2			2
BOONES CREEK URGENT CARE		1	1	50%	2
Medilodge of Montrose		2			2
THE CLUB AT BOYNTON BEACH, LLC			2	100%	2
PEACE RIVER MEDICAL CENTER		2			2
COASTAL MEDICAL LAB			2	100%	2
CRUC CMCH-COVID-19		2			2
Warren Center for Rehabilitation and Nursing		2			2
CELEBRATION PEDIATRICS			2	100%	2
SIGNATURE HEALTHCARE OF MIDDLEBURG		2			2
JULIE STAATS DO		2			2
MEDEXPRESS URGENT CARE - SPRINGDALE, S 40TH STREET		2			2
PEDIATRIC HEALTH CARE		1	1	50%	2
PEPIN ACADEMIES-PASCO		2			2
COMMONS AT ORLANDO LUTHERAN TOWERS SNF			2	100%	2
JUPITER MEDICAL CENTER URGENT CARE - STUART			2	100%	2
OUR LADY OF THE LAKE REGIONAL MEDICAL CENTER			2	100%	2
MEDEXPRESS URGENT CARE-WILKINS TOWNSHIP, WILLIAM PENN HIGHWAY		2			2
LOWELL GENERAL HOSPITAL			2	100%	2
TULANE MEDICAL CENTER			2	100%	2
ST. LUCIE COUNTY HEALTH DEPARTMENT		1	1	50%	2
PROPATH			2	100%	2
HEARTLAND - CHARLESTON OF HANAHAN SC,		2			2
Alden Des Plaines			2	100%	2
MINUTECLINIC DIAGNOSTIC MEDICAL		2			2
Cedar Valley Nursing & Rehab Center		2			2
MINUTECLINIC MINUTECLINIC #921		2			2
ARCPOINT LABS OF ALTAMONTE SPRINGS			2	100%	2
EXPRESSCARE URGENT CARE CENTER			2	100%	2
UTMB PATHOLOGY CLINICAL SERVICES LABORATORY			2	100%	2
PUBLIC HEALTH LABORATORY	1		1	50%	2
YOUTH AND YOU, INC		2			2
ADVICE FOR OPTIMAL WELLNESS, INC			2	100%	2
MD NOW URGENT CARE CENTER INC.			2	100%	2
BAYCARE MEDICAL GROUP, INC		2			2
SUMNER REGIONAL MEDICAL CENTER		2			2
MINUTECLINIC DIAG OF IND LLC #1138		1	1	50%	2
NEMOURS CHILDREN'S PRIMARY CARE THE VILLAGES		2			2
MEDEXPRESS URGENT CARE - WEST ST PAUL, ROBERT ST S		2			2
ST. LUKE'S HOSPITAL - BETHLEHEM CAMPUS		1	1	50%	2

# COVID-19: testing by laboratory

Data through Jan 3, 2021 verified as of Jan 4, 2021 at 09:25 AM

Data in this report are provisional and subject to change.

The numbers in the table below represent the number of Florida and non-Florida residents for whom test results were received by the Department of Health. A person can be tested by more than one laboratory and can have both positive and negative results. **Therefore, the sum of the numbers in each column will be larger than the total number of people tested.**

Reporting lab	Inconclusive	Negative	Positive	Percent positive	Total
AIRPORT CLINIC			2	100%	2
FLORIDA HOSPITAL LABORATORIES		2			2
MEDEXPRESS URGENT CARE - JEANNETTE		2			2
MERCY HEALTH LAB		1	1	50%	2
WISE HEALTH SYSTEM		1	1	50%	2
STEUBEN COUNTY PUBLIC HEALTH		2			2
MINUTECLINIC DIAGNOSTIC OF TN, PC 6438		1	1	50%	2
PRECISION DIAGNOSTIC INC		2			2
MINUTE CLINIC LLC # 2033		1	1	50%	2
VA PRIMARY CARE ANNEX			2	100%	2
HANOVER ENDOSCOPY CENTER		2			2
Robert Cranfield			2	100%	2
MINUTECLINIC DIAGNOSTIC PA #3344		2			2
MAGNOLIA ADULT, LLC			2	100%	2
UNIVERSITY OF MISSOURI HEALTH CARE			2	100%	2
BELLE GLADES HEALTH CLINIC			2	100%	2
WEST COAST PEDIATRICS			2	100%	2
FLORIDA PRIMARY & SPECIALTY CARE		2			2
ORANGE COUNTY HEALTH DEPARTMENT		1	1	50%	2
USCG SECTOR ST PETE		1	1	50%	2
MINUTECLINIC DIANOSTIC OF VIRGINA, LL		2			2
LEGACY ER & URGENT CARE - FRISCO WEST			2	100%	2
PM PEDIATRICS OF BAYSIDE PLLC - HOPEWELL JUNCTION		2			2
Oakwood - North Baldwins Center for Living		2			2
MINUTECLINIC DIAGNOSTIC OF MINNESOTA		2			2
WASHINGTON STATE DEPARTMENT OF HEALTH PUBLIC HEALTH LABORATORIES			2	100%	2
CCRX OF NORTH CAROLINA, LLC		1	1	50%	2
BERGEN COUNTY SURGICAL AND ENDOSCOPY CENTER		2			2
PEDIATRICS IN BREVARD-COCOA BEACH		2			2
PHYSICIANS MEDICAL CENTER		2			2
GOLDSTEIN			2	100%	2
EASTLAKE MEDICAL CENTER		2			2
ADVENTIST HINSDALE HOSPITAL LABORATORY			2	100%	2
MINUTECLINIC MINUTECLINIC #4978		1	1	50%	2
HOUSTON HEALTH DEPARTMENT - BUREAU OF LABORATORY SERVICES			2	100%	2
PHYSICIANS LABORATORY SERVICES			2	100%	2
INDIANA STATE DEPARTMENT OF HEALTH LABORATORIES			2	100%	2
DELCARE PA			2	100%	2
EMERALD COAST CENTER			2	100%	2
MEDEXPRESS URGENT CARE-SALINA, S 9TH ST		2			2
CIGNA ONSITE HEALTH LLC		1	1	50%	2
MANSFIELD MEDICAL LODGE			1	100%	1
EXPRESS LAB LIVINGSTON			1	100%	1
KANA MEDICAL			1	100%	1
HALIFAX FAMILY HEALTH CENTER			1	100%	1
MERCY GENERAL HOSPITAL			1	100%	1
YOUR KIDS URGENT CARE			1	100%	1

# COVID-19: testing by laboratory

Data through Jan 3, 2021 verified as of Jan 4, 2021 at 09:25 AM

Data in this report are provisional and subject to change.

The numbers in the table below represent the number of Florida and non-Florida residents for whom test results were received by the Department of Health. A person can be tested by more than one laboratory and can have both positive and negative results. **Therefore, the sum of the numbers in each column will be larger than the total number of people tested.**

Reporting lab	Inconclusive	Negative	Positive	Percent positive	Total
MINUTE CLINIC LLC #0169		1			1
MAYO CLINIC BEACHES PRIMARY CARE CTR		1			1
JMC TALLAHASSEE, LLC			1	100%	1
MEDICAL CITY NORTH HILLS			1	100%	1
UNIVERSITY OF MIAMI PRIMARY CARE SITE UMHC 3039			1	100%	1
THEDACARE FAMILY MEDICINE GATEWAY			1	100%	1
Luther Acres Manor		1			1
USF PHYSICIANS GROUP			1	100%	1
NOMI HEALTH LAB SERVICES LLC			1	100%	1
KAISER PERMANENTE REGIONAL REFERENCE LABORATORY		1			1
MAINE CENTER FOR DISEASE CONTROL AND PREVENTION			1	100%	1
SOLARIS HEALTHCARE PLANT CITY		1			1
HARBOR BEACH NURSING AND REHABILITATION CENTER			1	100%	1
PRISMA HEALTH TUOMEY LABORATORY			1	100%	1
SCIENCE CARE			1	100%	1
LIFESPAN HEALTH - SELMER		1			1
KENDALL PEDIATRICS PARTNERS LLC			1	100%	1
VALLEY HOSPITAL MEDICAL CENTER		1			1
CENTRAL FL INTERNAL MEDICINE ASSOCIATES LLC		1			1
ACCESS FAMILY CARE LLC			1	100%	1
BAYFRONT CARDIOVASCULAR ASSOCIATES			1	100%	1
Regency Square			1	100%	1
LAURELLWOOD NURSING CENTER		1			1
BASCOM PALMER EYE INSTITUTE			1	100%	1
CAREHERE HUDSON BAY			1	100%	1
ENVOY OF FORK UNION, LLC DBA ENVOY AT THE VILLAGE		1			1
FIT4LIFE MEDICAL CENTER			1	100%	1
MINUTECLINIC DIAGNOSTIC OF OHIO #2964		1			1
THOMASVILLE REGIONAL MEDICAL CENTER		1			1
NORTHEAST PEDIATRICS			1	100%	1
WESTON COUNTY HEALTH SERVICES			1	100%	1
Masonic Medical Research Institute			1	100%	1
COLONIAL MEDICAL CENTER-EAST ORLANDO			1	100%	1
DECATUR MORGAN HOSPITAL - DECATUR GENE		1			1
WALGREENS #15291		1			1
Broomall Manor		1			1
ST JOHNS MEDICAL CENTER		1			1
DOCTORS MEMORIAL HOSP HOME HEALTH CARE		1			1
THE ARLINGTON OF NAPLES INC.			1	100%	1
UNIVERISTY OF MIAMI			1	100%	1
SEBRING PEDIATRICS LLC			1	100%	1
FAIRFIELD MEDICAL CENTER			1	100%	1
MIAMI CHILDRENS HOSPITAL MIDTOWN OUTPATIENT CENTER			1	100%	1
EXPRESS CARE OF THE SHOALS		1			1
ARIZA WELLNESS CARE LLC			1	100%	1
COMPASSION PEDIATRICS			1	100%	1
MT CARMEL PHARMACY INC		1			1



# COVID-19: testing by laboratory

Data through Jan 3, 2021 verified as of Jan 4, 2021 at 09:25 AM

Data in this report are provisional and subject to change.

The numbers in the table below represent the number of Florida and non-Florida residents for whom test results were received by the Department of Health. A person can be tested by more than one laboratory and can have both positive and negative results. **Therefore, the sum of the numbers in each column will be larger than the total number of people tested.**

Reporting lab	Inconclusive	Negative	Positive	Percent positive	Total
DAYTONA BEACH CENTRA CARE			1	100%	1
Glen Oaks Health and REhabilitation		1			1
MARYLAND DEPARTMENT OF HEALTH AND MENTAL HYGIENE-LABORATORIES			1	100%	1
APOPKA FAMILY HEALTH CENTER			1	100%	1
HUDSON REGIONAL HOSPITAL			1	100%	1
GRACE HEALTHCARE OF LAKE WALES		1			1
UNIVERSITY OF MIAMI SCCC RESEARCH LABORATORY			1	100%	1
SPECIALTY DRUG TESTING			1	100%	1
Princeton Place			1	100%	1
Medicalodges Neosho			1	100%	1
OMNI HEALTHCARE INC			1	100%	1
OCEAN MEDICAL CENTER		1			1
NORTH SHORE HEMATOLOGY-ONCOLOGY ASSOCIATES PC		1			1
BAPTIST HEALTH LEXINGTON			1	100%	1
HIGHLAND PARK LAKEWOOD PRESTON HOLLOW			1	100%	1
CFHC - FROSTPROOF			1	100%	1
SHAMRA MEDICAL LABORATORY			1	100%	1
LEHIGH PULMONARY ASSOCIATES			1	100%	1
EAST RIDGE RETIREMENT VILLAGE INC		1			1
ST. MARY MEDICAL CENTER		1			1
FAMILY MEDICAL CENTER		1			1
NAPHCARE INC		1			1
FIU HEALTH CARE CENTER			1	100%	1
MEDEXPRESS URGENT CARE-MT PLEASANT			1	100%	1
LAKESIDE MEDICAL CENTER		1			1
SKY RIDGE MEDICAL CENTER - MICRO			1	100%	1
BROWARD TRANSITIONAL CENTER			1	100%	1
MEDICAL ASSOCIATES OF PINELLAS - LAB			1	100%	1
ARIZONA STATE LABORATORY			1	100%	1
ABSOLUTE HEALTH INTERNAL MEDICINE AND PEDIATRICS		1			1
POMPANO BEACH ARTIFICIAL KIDNEY CENTER			1	100%	1
NORTH WEST FLORIDA DIAGNOSTIC ENOCRINOLOGY CLINIC			1	100%	1
MINUTECLINIC LLC #5157			1	100%	1
FLORIDA DEPARTMENT OF HEALTH IN CITRUS COUNTY		1			1
RIVERSIDE REGIONAL MED CENTER			1	100%	1
ROBERTS WESLEYAN COLLEGE HEALTH CENTE		1			1
Signature Healthcare of Savannah		1			1
HYDE PARK MEDICAL CENTER		1			1
HEALTH PLUS SUNRISE MEDICAL OFFICE			1	100%	1
HARDIN MEMORIAL HOSPITAL - HEARTLAND PATHOLOGY CONSULTANTS			1	100%	1
Vi at Aventura		1			1
MEDERI CARETENDERS			1	100%	1
CONCIERGE INTERNAL MEDICINE ASSOCIATES			1	100%	1
HUNT CLUB MEDICAL CARE			1	100%	1
BREVARD FAMILY WALK IN CLINIC			1	100%	1
VIRGINIA UROLOGY		1			1
FLORIDA HEART AND VASCULAR MULTISPECIALTY GROUP PA			1	100%	1

# COVID-19: testing by laboratory

Data through Jan 3, 2021 verified as of Jan 4, 2021 at 09:25 AM

Data in this report are provisional and subject to change.

The numbers in the table below represent the number of Florida and non-Florida residents for whom test results were received by the Department of Health. A person can be tested by more than one laboratory and can have both positive and negative results. **Therefore, the sum of the numbers in each column will be larger than the total number of people tested.**

Reporting lab	Inconclusive	Negative	Positive	Percent positive	Total
Alden North Shore			1	100%	1
C V S / PHARMACY #833		1			1
MEDEXPRESS URGENT CARE - CONWAY		1			1
MEDEXPRESS URGENT CARE - RUSSELLVILLE, W MAIN ST		1			1
BROOKDALE FORT MYERS LAKES PARK			1	100%	1
DIVERSE MEDICAL CARE LLC			1	100%	1
CARE STATION MEDICAL GROUP		1			1
NANCY M WORTHINGTON MD PA			1	100%	1
Longwood Community Living Center		1			1
Iron County Medical Care Facility		1			1
MID-FLORIDA CANCER CENTERS		1			1
LIFELINK TISSUE BANK D/B/A LIFELINK TISSUE BANK		1			1
ADVANCED LABORATORY SERVICES			1	100%	1
MEDEXPRESS URGENT CARE - TOPEKA, SW WANAMAKER RD		1			1
Good Samaritan Society - Albion		1			1
JACK M MATHENY II MD			1	100%	1
MC DIAGNOSTIC OF CONNECTICUT, PC #252			1	100%	1
Summit Medical Group Morristown Oncology		1			1
MEMORIAL HOSPITAL OF TAMPA			1	100%	1
VIVIAN SIMMONS FAMILY PRACTICE			1	100%	1
HOUSTON METHODIST HOSPITAL			1	100%	1
BROOKDALE OF SPRING HILL		1			1
ELITE CARE			1	100%	1
CONWAY MEDICAL CENTER			1	100%	1
SUMTER COUNTY HEALTH DEPARTMENT			1	100%	1
BAYCARE OUTREACH LAB WH SOUTH			1	100%	1
FAMILY MEDICAL CENTERS			1	100%	1
SANTA MONICA CA-UCLA MC			1	100%	1
FLORIDA CLINICAL LABORATORY INC DBA			1	100%	1
PENSACOLA PATHOLOGY		1			1
Senatobia Healthcare & Rehab		1			1
FLORIDA HOSPITAL TRANSPLANT CENTER		1			1
APOLLOMDX LLC			1	100%	1
ACCOMPLISHED HOME CARE		1			1
NORTH CAROLINA STATE LABORATORY OF PUBLIC HEALTH, SPECTRUM LAB NETWORK			1	100%	1
Good Samaritan Society Waukon		1			1
CHILDRENS SPECIALIST PEDIATRIC PULMMOLOGY &			1	100%	1
INHEALTH LIFE SCIENCES LLC			1	100%	1
CROSS CREEK HEALTH CARE		1			1
Miller Health Care Center			1	100%	1
VITAS HEALTH INC			1	100%	1
CLEVELAND CLINIC AKRON GENERAL			1	100%	1
PLEASANT RIDGE MANOR WEST		1			1
LIBERTY HEALTH CENTER			1	100%	1
UNITED HEALTHCARE			1	100%	1
CELEBRATION FAMILY PHYSICIANS LLC			1	100%	1
ATRIA WILLOW WOOD			1	100%	1

# COVID-19: testing by laboratory

Data through Jan 3, 2021 verified as of Jan 4, 2021 at 09:25 AM

Data in this report are provisional and subject to change.

The numbers in the table below represent the number of Florida and non-Florida residents for whom test results were received by the Department of Health. A person can be tested by more than one laboratory and can have both positive and negative results. **Therefore, the sum of the numbers in each column will be larger than the total number of people tested.**

Reporting lab	Inconclusive	Negative	Positive	Percent positive	Total
BODYK			1	100%	1
TITUSVILLE REHABILITATION AND NURSING CENTER		1			1
PENNY PEDIATRICS		1			1
LAKEVIEW REGIONAL HOSPITAL			1	100%	1
HALIFAX HEALTH PRIMARY CARE			1	100%	1
KIDSVILLE PEDIATRICS III PA			1	100%	1
MEDEXPRESS URGENT CARE - WALDORF, CRAIN HWY		1			1
LABORATORIO MEDICO CENTRAL CONDOMINO MD			1	100%	1
PALM WEST INTERNIST PA			1	100%	1
MINUTE CLINIC DIAGNOSTIC PA			1	100%	1
ORLANDO HEALTH MEDICAL GROUP			1	100%	1
SMITH NORTHVIEW HOSPITAL LAB			1	100%	1
BAPTIST HOSPITAL EAST			1	100%	1
ATRIA TAMARAC			1	100%	1
CRANES VIEW LODGE			1	100%	1
FHCP ASC - ORANGE CITY			1	100%	1
NEWTON MEMORIAL HOSPITAL		1			1
HATLEY HEALTH CARE, INC		1			1
CVS MINUTE CLINIC DIAGNOSTIC PA #3060		1			1
FAMILY TREE DNA			1	100%	1
MINUTECLINIC DIAGNOSTIC OF OHIO #6139		1			1
EDWARD HOSPITAL			1	100%	1
GENESIS HEALTH SYSTEM			1	100%	1
SARASOTA MEMORIAL HOSPITAL		1			1
OAKMONTE VILLAGE OF DAVIE			1	100%	1
ROSECASTLE OF JACKSONVILLE LLC			1	100%	1
SOUTH MIAMI HOSPITAL			1	100%	1
UHS BINGHAMTON GENERAL			1	100%	1
MEDICAL LIFE-INC GUIDEWELL EMERGENCY MEDICINE			1	100%	1
Remarkable Healthcare Dallas			1	100%	1
BROOKSVILLE REGIONAL HOSPITAL			1	100%	1
EH FARGO HOSPITAL LABORATORY			1	100%	1
HIGHLANDS CLINICAL LABORATORY			1	100%	1
UNIVERSITY OF NORTH CAROLINA HOSPITALS			1	100%	1
ADVENTHEALTH MEDICAL GROUP ADULT AND SENIOR HEALTH			1	100%	1
COASTAL SKIN SURGERY AND DERMATOLOGY PL		1			1
CARDIAC AND VASCULAR CONSULTANTS MD PA		1			1
WARE EXPRESS CARE			1	100%	1
CORPORATION OF AMERICA		1			1
MINUTECLINIC DIAGNOSTIC OF KENTUCKY		1			1
Sanford Health & Rehabilitation			1	100%	1
BERKSHIRE MEDICAL CENTER			1	100%	1
MINUTE CLINIC LLC #10203		1			1
ST MARY'S OF SAGINAW		1			1
CQUENTIA NGS, LLC			1	100%	1
FAITH FAMILY PRACTICE			1	100%	1
MEDEXPRESS URGENT CARE - LINCOLN		1			1

# COVID-19: testing by laboratory

Data through Jan 3, 2021 verified as of Jan 4, 2021 at 09:25 AM

Data in this report are provisional and subject to change.

The numbers in the table below represent the number of Florida and non-Florida residents for whom test results were received by the Department of Health. A person can be tested by more than one laboratory and can have both positive and negative results. **Therefore, the sum of the numbers in each column will be larger than the total number of people tested.**

Reporting lab	Inconclusive	Negative	Positive	Percent positive	Total
PEDIATRIC ASSOCIATES - JACKSONVILLE			1	100%	1
PRIME CARE FAMILY MEDICINE			1	100%	1
FIVE STAR PREMIER RESIDENCES OF POMPANO BEACH			1	100%	1
PUBLIC HEALTH LABORATORIES			1	100%	1
BIOLOGICAL AND CHEMICAL EMERGENCIES LABORATORY			1	100%	1
MED TECH CLINICAL LABORATORY		1			1
LANTANA HC LAB			1	100%	1
NORTH FLORIDA CHILD DEVELOPMENT, INC			1	100%	1
BUENA VIDA ESTATES			1	100%	1
TAYLOR MANOR		1			1
ROCKWALL URGENT CARE			1	100%	1
Waddell Nursing & Rehab Center		1			1
SAINT ALPHONSUS REGIONAL MEDICAL CENTER			1	100%	1
FLORIDA FAMILY LABORATORY		1			1
HAVASU REGIONAL MEDICAL CENTER			1	100%	1
MC DIAGNOSTIC OF CONNECTICUT, PC #1043		1			1
CHILTON MEDICAL CENTER		1			1
WINCHESTER HOSPITAL			1	100%	1
VALLEY MEDICAL LABORATORY			1	100%	1
UMHC HOLLYWOOD LABORATORY			1	100%	1
WARD MEMORIAL HOSPITAL		1			1
MAHONEY PEDIATRICS PA			1	100%	1
TIMPANOGOS REGIONAL HOSPITAL			1	100%	1
RCA LABORATORY SERVICES LLC			1	100%	1
EAST END PEDIATRICS		1			1
SOUTHERN BREEZE HEALTHCARE			1	100%	1
VANAJA SUREDDI MD PA			1	100%	1
Henry County Health and Rehabilitation		1			1
LOGAN COUNTY HOSPITAL			1	100%	1
The Palms Nursing and Rehabilitation		1			1
MEDEXPRESS URGENT CARE - BECKLEY		1			1
CARING PROFESSIONAL HEALTH CARE LLC		1			1
MOSAIC MEDICAL CENTER MARYVILLE			1	100%	1
OCALA RKC EAST HEMO #1			1	100%	1
HOLLY HILL HOME INFUSION SERVICE		1			1
STANDIFER PLACE		1			1
CARENOW URGENT CARE-HENDERSONVILLE		1			1
UPMC NORTHWEST HOSPITAL			1	100%	1
MINUTECLINIC, LLC #1492		1			1
MEDEXPRESS URGENT CARE - PATRICK STREE			1	100%	1
GEORGETOWN URGENT CARE			1	100%	1
KETTERING MEDICAL CENTER			1	100%	1
MEDICAL ASSOCIATES OF THE SHOALS		1			1
LIFETIME FAMILY URGENT CARE			1	100%	1
AVERA SACRED HEART HOSPITAL			1	100%	1
FLORIDA EPIDEMIOLOGY PROGRAM			1	100%	1
NORTH PINELLAS CHILDRENS MEDICAL CENTER INC			1	100%	1

# COVID-19: testing by laboratory

Data through Jan 3, 2021 verified as of Jan 4, 2021 at 09:25 AM

Data in this report are provisional and subject to change.

The numbers in the table below represent the number of Florida and non-Florida residents for whom test results were received by the Department of Health. A person can be tested by more than one laboratory and can have both positive and negative results. **Therefore, the sum of the numbers in each column will be larger than the total number of people tested.**

Reporting lab	Inconclusive	Negative	Positive	Percent positive	Total
FORT LOUDOUN PRIMARY CARE		1			1
SPRINGBROOK HOSPITAL			1	100%	1
ADVENTHEALTH SENIOR CARE AT ORMOND			1	100%	1
MEDEXPRESS URGENT CARE - BENTONVILLE		1			1
LAREDO EMERGENCY ROOM			1	100%	1
DEPT OF VA MEDICAL CENTER - MIAMI			1	100%	1
ASCENSION ST VINCENT'S MEDICAL CENTER			1	100%	1
MARTIN HEALTH PHYSICIAN GROUP			1	100%	1
LAKE SUCCESS EXTENDED CARE		1			1
NEW MILFORD HOSPITAL			1	100%	1
Arlington Care Center			1	100%	1
INTEGRATED GENETICS SEQUENOM		1			1
WATERS EDGE ELEMENTARY SCHOOL			1	100%	1
ST FRANCIS MEDICAL CENTER			1	100%	1
SPRINGFIELD HOSPITAL			1	100%	1
SAINT JOSEPHS HOSPITAL OF ATLANTA			1	100%	1
Heritage of Red Cloud		1			1
MEDONE URGENT CARE			1	100%	1
MEDEXPRESS URGENT CARE-BRENTWOOD		1			1
QC LABORATORY			1	100%	1
EASTMAN HEALTHCARE & REHAB		1			1
SHANDS JACKSONVILLE CLINICAL CENTER			1	100%	1
ADVENTHEALTH MEDICAL GROUP UROLOGY AT EAST ORLANDO		1			1
MEDICAL ASSOCIATES OF CARTER		1			1
OUCH URGENT CARE			1	100%	1
BIODORON LABORATORIES			1	100%	1
MEDIPLUS CLINIC, INC			1	100%	1
CONSULATE HEALTH CARE OF VERO BEACH			1	100%	1
HELIX BIOMEDICS LLC			1	100%	1
Fairhaven Retirement Community		1			1
FLORIDA DIGESTIVE AND LIVER SPECIALISTS			1	100%	1
ADVENTHEALTH HOSPICE CARE CENTRAL FLORIDA		1			1
PAUL C SCHWARTZ & MELVIN L WEIDMAN		1			1
San Antonio Residence and Rehabilitation Center		1			1
MANATEE MEMORIAL HOSPITAL CLINICAL LABORATORY			1	100%	1
PALOMAR MEDICAL CENTER			1	100%	1
MINUTECLINIC DIAGNOSTIC MED GRP OF ORA			1	100%	1
DESERT HOSPITAL/CPHU CLINICAL LABORATORY			1	100%	1
LAKELAND REGIONAL HEALTH PABLO			1	100%	1
LEHIGH MEDICAL AND RESEARCH CENTER, INC			1	100%	1
YUMA REGIONAL MEDICAL CENTER			1	100%	1
ALABAMA REFERENCE LAB			1	100%	1
Autumn Care of Suffolk		1			1
MINUTECLINIC DIAGNOSTIC OF RHODE ISLAN		1			1
LAKEVIEW HEALTH CARE SYSTEM LLC			1	100%	1
MINUTECLINIC DIAG OF IND, LLC #5369		1			1
GUIDEWELL EMERGENCY MEDICINE DOCTORS LLC			1	100%	1



# COVID-19: testing by laboratory

Data through Jan 3, 2021 verified as of Jan 4, 2021 at 09:25 AM

Data in this report are provisional and subject to change.

The numbers in the table below represent the number of Florida and non-Florida residents for whom test results were received by the Department of Health. A person can be tested by more than one laboratory and can have both positive and negative results. **Therefore, the sum of the numbers in each column will be larger than the total number of people tested.**

Reporting lab	Inconclusive	Negative	Positive	Percent positive	Total
URGENT DOC -NACOGODOCHES CLINIC			1	100%	1
INNOVATIVE HEALTH DIAGNOSTIC OF CALIFORNIA			1	100%	1
EVENTIDE LUTHERAN HOME		1			1
FAMILY PRACTICE OF CENTRAL FLORIDA PA			1	100%	1
CVS HEALTH, #5962		1			1
LAS PALMAS MEDICAL CENTER			1	100%	1
CAROLINAS HEALTHCARE SYSTEM LAB			1	100%	1
ST.ELIZABETH HEALTH CENTER	1				1
MEMORIAL HEALTH SYSTEM		1			1
Consulate Health Care of Tallahassee			1	100%	1
SOUTH DADE NURSING & REHABILITATION CENTER□			1	100%	1
GOOD SAMARITAN HOSPITAL			1	100%	1
PROVIDENCE PORTLAND MEDICAL CENTER		1			1
OAKWOOD HOSPITAL - SOUTHSORE			1	100%	1
BORINQUEN HEALTH CENTER			1	100%	1
Kindred Hospital South Florida Hollywood SNU			1	100%	1
AMERICAN LAB LLC		1			1
SOUTH BEND MEDICAL FOUNDATION			1	100%	1
BARRINGTON TERRACE NAPLES			1	100%	1
LIFEGUARD AMBULANCE SERVICE LLC - BAY COUNTY			1	100%	1
LSU MEDICAL CENTER			1	100%	1
WINKLER COURT□			1	100%	1
CHILDREN'S MEDICAL CENTER-EAST ORLANDO			1	100%	1
HOLMES FAMILY PRACTICE PA			1	100%	1
DAUGHTERS OF SARAH NURSING CENTER		1			1
AVON PARK CLUSTER		1			1
ACN PHYSICIANS GROUP CORP			1	100%	1
ST JOHNS PEDIATRICS PA		1			1
SPECTRUM LUDINGTON			1	100%	1
ST VINCENTS AMBULATORY CARE INC			1	100%	1
MEDEXPRESS URGENT CARE - BENTON		1			1
Harris Hill Nursing Facility		1			1
US LABORATORIES			1	100%	1
DEVLIN MANOR NURSING AND REHABILITATION		1			1
HEALTH GUAGE			1	100%	1
CITRUS HEALTH NETWORK INC			1	100%	1
MEDEXPRESS URGENT CARE - WICHITA, N MAIZE RD		1			1
MAINE HEALTH AND ENVIRONMENTAL TESTING LABORATORY			1	100%	1
BRISTOL REGINAL MEDICAL CENTER			1	100%	1
Raleigh Center (WV)			1	100%	1
LAKE PEDIATRICS			1	100%	1
BAPTIST HEALTH MEDICAL PLAZA			1	100%	1
VA OUTPATIENT PHARMACY			1	100%	1
KEY WEST BRANCH MEDICAL CLINIC			1	100%	1
ALLEGANY COUNTY DEPARTMENT OF HEALTH		1			1
OVIEDO CHILDRENS HEALTH CENTER LLC		1			1
WALGREENS # 12338		1			1

# COVID-19: testing by laboratory

Data through Jan 3, 2021 verified as of Jan 4, 2021 at 09:25 AM

Data in this report are provisional and subject to change.

The numbers in the table below represent the number of Florida and non-Florida residents for whom test results were received by the Department of Health. A person can be tested by more than one laboratory and can have both positive and negative results. **Therefore, the sum of the numbers in each column will be larger than the total number of people tested.**

Reporting lab	Inconclusive	Negative	Positive	Percent positive	Total
USCG AIR STATION CLEARWATER CLINIC			1	100%	1
WHEATON FRANCISCAN LABORATORY			1	100%	1
MARYLAND DEPARTMENT OF HEALTH AND MENTAL HYGIENE			1	100%	1
Buena Vista Care Center		1			1
Manorcare Health Services West Reading North		1			1
CEPERO PEDIATRICS PA			1	100%	1
OMNICARE PHARMACY OF TEXAS 1, LP		1			1
CULVER CITY URGENT CARE			1	100%	1
CHRISTUS SPOHN HOSPITAL			1	100%	1
Jersey City Medical Center		1			1
UNIVERSITY OF MARYLAND PATHOLOGY ASSOCIATES			1	100%	1
LEXINGTON PLACE SENIOR LIVING COMMUNITY		1			1
Caldwell Care		1			1
SUSAN F. WILLIAMS M.D., P.A.			1	100%	1
BLACK STALLION WALK IN AND EXERCISE CLINICS LLC		1			1
Cornerstone at the Ranch		1			1
LAKE VIEW COURT		1			1
MC DIAGNOSTIC OF CONNECTICUT, PC #114		1			1
VANDERBILT UNIVERSITY MEDICAL CENTER			1	100%	1
GSM OCED Subsection			1	100%	1
ST. MICHAEL'S ELITE HOSPITAL			1	100%	1
TREASURE COAST MEDICAL CONCIERGE LLC			1	100%	1
MIAMI-DADE COUNTY HEALTH DEPT.		1			1
FREDERICK AVENUE GROUP HOME		1			1
NEW YORK STATE DEPTARTMENT OF HEALTH			1	100%	1
SPECTRUM LABORATORY			1	100%	1
CMC MERCY LABORATORY			1	100%	1
PEDIATRIC PARTNERS ZEPHYRHILLS			1	100%	1
Bayou Vista Community Care Center			1	100%	1
SOUTH FLORIDA PEDIATRIC PARTNERS			1	100%	1
RAJ K PAI MD PA			1	100%	1
MID FLORIDA DERMATOLOGY ASSOCIATES PA			1	100%	1
CHIPOLA QUICK CARE			1	100%	1
COMPASSION PEDIATRIC URGENT CARE LLC			1	100%	1
Chateau Living Center			1	100%	1
PROGRESSIVE MEDICAL RESEARCH			1	100%	1
MEMORIAL HOSPITAL WEST			1	100%	1
CROSSROADS URGENT CARE PLLC		1			1
GENESIS MICROBIOLOGY LAB		1			1
SPORTS MEDICINE CLINIC - U OF WYOMING			1	100%	1
DIXIE COUNTY EMERGENCY SERVICES			1	100%	1
Smg At Bridgewater Family Medicine		1			1
TENNOVA ER - SANGO			1	100%	1
Cerenity Senior Care-White Bear Lake		1			1
LAB TEST KENDALL LLC		1			1
GALVESTON COUNTY HEALTH DISTRICT			1	100%	1
LABORATORY COPRORATION OF AMERICA			1	100%	1

# COVID-19: testing by laboratory

Data through Jan 3, 2021 verified as of Jan 4, 2021 at 09:25 AM

Data in this report are provisional and subject to change.

The numbers in the table below represent the number of Florida and non-Florida residents for whom test results were received by the Department of Health. A person can be tested by more than one laboratory and can have both positive and negative results. **Therefore, the sum of the numbers in each column will be larger than the total number of people tested.**

Reporting lab	Inconclusive	Negative	Positive	Percent positive	Total
ONSLOW COUNTY HEALTH DEPARTMENT			1	100%	1
Freedom Pointe at The Villages			1	100%	1
ST PETE DIRECT PRIMARY CARE		1			1
PM PEDIATRICS OF SELDEN, PLLC		1			1
DOCTOR'S IN-HOUSE LAB/COMMUNITY HEALTH CENTERS OF PINELLAS – JOHNNIE R			1	100%	1
MEMORIAL HOSPITAL LOS BANOS			1	100%	1
LabCorp L#09258295 M#09258285			1	100%	1
SEATTLE-KING COUNTY			1	100%	1
Wedgewood Manor		1			1
MEDEXPRESS URGENT CARE - WESTFIELD, E MAIN ST			1	100%	1
MEDEXPRESS URGENT CARE - BROOKHAVEN		1			1
MRMC LAB MICRO			1	100%	1
MEDEXPRESS URGENT CARE - LEOMINSTER		1			1
Manor Care of Dallastown d/b/a ManorCare Health Services - Dallastown		1			1
Rehab Select of Talladega		1			1
CONTINENTAL HOME HEALTH CARE INC			1	100%	1
Community Care Center of Heritage House, LLC			1	100%	1
Orchid Cove at Naples			1	100%	1
VITAL CARE			1	100%	1
Crisp Regional Nursing and Rehab Center		1			1
Oak Hill Health & Rehabilitation Center			1	100%	1
CLINICAL MICROBIOLOGY LAB FAIRVIEW UNIVERSITY HOSPITAL			1	100%	1
BAYCARE OUTREACH LAB			1	100%	1
BAPTIST MINOR MEDICAL CENTER			1	100%	1
CAH ACQUISITION COMPANY 11 LLC			1	100%	1
FHPG SURGICAL ASSOCIATES OF EAST PASCO			1	100%	1
BIOMERIEUX			1	100%	1
CARE POINT HEALTH AND WELLNESS CENTER		1			1
ADVANCE GASTROENTEROLOGY			1	100%	1
SOUTHERN SPRINGS HEALTH CARE		1			1
MD NOW URGENT CARE			1	100%	1
MADISON FACILITY INC			1	100%	1
TBI RESIDENTIAL SERVICES, INC.		1			1
Kroger - KRO01100688			1	100%	1
MANASOTA PEDIATRICS			1	100%	1
NEW YORK PRESBYTERIAN HOSPITAL			1	100%	1
Chateau Girardeau			1	100%	1
WALGREENS #06025		1			1
SOUTHEASTERN PATHOLOGY ASSOCIATES			1	100%	1
ADVENTHEALTH CENTRA CARE PONCIANA			1	100%	1
GOOD SAMARITAN SOCIETY-FOREST CITY		1			1
GRAND VILLA OF PINELLAS PARK			1	100%	1
Riverside Nursing & Rehabilitation Center		1			1
LAKE LURE HEALTH CENTER			1	100%	1
FLORIDA DEPARTMENT OF HEALTH PALM BEACH COUNTY			1	100%	1
NORTHEAST TEXAS DIALYSIS		1			1
COMMUNITY			1	100%	1

# COVID-19: testing by laboratory

Data through Jan 3, 2021 verified as of Jan 4, 2021 at 09:25 AM

Data in this report are provisional and subject to change.

The numbers in the table below represent the number of Florida and non-Florida residents for whom test results were received by the Department of Health. A person can be tested by more than one laboratory and can have both positive and negative results. **Therefore, the sum of the numbers in each column will be larger than the total number of people tested.**

Reporting lab	Inconclusive	Negative	Positive	Percent positive	Total
TMH PHYSICIAN PARTNERS			1	100%	1
WALKIN MEDICAL URGENT CARE,NEW CITY			1	100%	1
VELOCITY URGENT CARE			1	100%	1
PROVIDENCE HOSPITAL			1	100%	1
AVERA ST. MARY'S HOSPITAL			1	100%	1
ADVENTHEALTH MEDICAL GROUP FAMILY AND INTERNAL			1	100%	1
LEELANAU OPCO, LLC		1			1
ADVENTHEALTH MEDICAL GROUP FAMILY MEDICINE AT RDV		1			1
BLOOD SYSTEMS LABORATORIES			1	100%	1
MINUTECLINIC DIAG OF IND, LLC #4368		1			1
DIXITKUMAR N MODI MD PA			1	100%	1
Macon Valley Nursing and Rehabilitation Center		1			1
FRESENIUS SOUTH FORT MYERS		1			1
TITUSVILLE CENTER FOR SURGICAL EXCELLENCE LLC		1			1
Kroger - KRO03500568			1	100%	1
TRUMAN MEDICAL CENTER - HOSPITAL HILL			1	100%	1
INTERMOUNTAIN MEDICAL CENTER			1	100%	1
ALPHA CLINICAL LABORATORY CORP.			1	100%	1
DORAL KIDNEY CENTER			1	100%	1
ESOTERIC LAB			1	100%	1
THYROID SPECIALTY LABORATORY			1	100%	1
CLARKSVILLE MANOR INC		1			1
PALMA CEIA MED GROUP-SWANN		1			1
MEDEXPRESS URGENT CARE - DANVILLE		1			1
ST JOSEPHS HOSPITAL SOUTH HOSPITAL			1	100%	1
NORDX			1	100%	1
THOMAS HOSPITAL			1	100%	1
PATHOLOGY		1			1
CHRISTIANA HOSPITAL		1			1
Juniper Village at Bucks County		1			1
MINUTECLINIC DIAGNOSTIC OF OHIO #4401		1			1
TITUSVILLE TOWERS ASSISTED LIVING		1			1
NEMOURS CHILDREN'S PRIMARY CARE			1	100%	1
MEDCARE QUALITY MEDICAL CENTER LLC			1	100%	1
WELLMED AT APOLLO BEACH BLVD			1	100%	1
PUBLIX PHARMACY #0332		1			1
SCRIPPS CLINIC MEDICAL			1	100%	1
HARRINGTON PARK HEALTH AND REHAB		1			1
ST. JOHN HOSPITAL & MEDICAL CENTER			1	100%	1
PASCO COUNTY HEALTH DEPARTMENT			1	100%	1
AKRON GENERAL MEDICAL CENTER MAIN		1			1
Bolingreen Health and Rehabilitation		1			1
WELLCARE URGENT CARE			1	100%	1
MINUTE CLINIC INCORPORTE		1			1
Villa Maria			1	100%	1
CLIFTON-FINE HOSPITAL LABORATORY		1			1
CORNERSTONE PEDIATRICS			1	100%	1

# COVID-19: testing by laboratory

Data through Jan 3, 2021 verified as of Jan 4, 2021 at 09:25 AM

Data in this report are provisional and subject to change.

The numbers in the table below represent the number of Florida and non-Florida residents for whom test results were received by the Department of Health. A person can be tested by more than one laboratory and can have both positive and negative results. **Therefore, the sum of the numbers in each column will be larger than the total number of people tested.**

Reporting lab	Inconclusive	Negative	Positive	Percent positive	Total
ALTA BATES SUMMIT MEDICAL CENTER CLINICAL LAB			1	100%	1
FLORIDA DEPARTMENT OF HEALTH SEMINOLE COUNTY		1			1
SIGNATURE CARE MEMORIAL CITY			1	100%	1
METHODISM MIDLOTHIAN MEDICAL CENTER			1	100%	1
HILTON HEAD HOSPITAL/INPATIENT			1	100%	1
MANOR CARE OF DELRAY BEACH FL LLC		1			1
MEDERI CARETENDERS VS OF SE FL LLC DBA			1	100%	1
SISTERS MISSION			1	100%	1
BOSTON PUBLIC HEALTH COMMISSION			1	100%	1
CLINICAL LABORATORY DEPARTMENT			1	100%	1
CARSON NURSING AND REHABILITATION CENTER		1			1
MID-FLORIDA PATHOLOGY LLC		1			1
CLINTON DRUG STORE		1			1
FASTCARE LLC			1	100%	1
IDAHO HEALTH DEPARTMENT			1	100%	1
Oakview Manor Health and Rehab		1			1
MEDEXPRESS URGENT CARE - WEXFORD		1			1
MEDEXPRESS URGENT CARE - DERBY N ROCK		1			1
HANCOCK REGIONAL HOSPITAL		1			1
ORLANDO HEALTH PHYSICIAN GROUP INC			1	100%	1
APS-SUMMIT CARE PHARMACY, LLC DBA OMNICARE		1			1
ORMOND MEDICAL ARTS FAMILY PRACTICE PL			1	100%	1
MINUTECLINIC DIAGNOSTIC, PA		1			1
FLORIDA PRIMARY CARE AND SPORTS MEDICINE INC			1	100%	1
HIBISCUS COURT			1	100%	1
CLINICAL TRIALS OF TAMPA LLC		1			1
ANDREWS			1	100%	1
NONA MEDICAL ARTS		1			1
Brio of Johnston		1			1
FAMILY TREE MEDICAL GROUP PA			1	100%	1
DOYLESTOWN HOSPITAL			1	100%	1
REGIONAL MEDICAL CENTER BAYONET POINT			1	100%	1
American Fork Care Center dba Heritage Care Center		1			1
TRIPLE O MEDICAL SERVICES INC			1	100%	1
TMH URGENT CARE CENTER			1	100%	1
EVANS FAMILY CARE PA			1	100%	1
PSL JAX BEACH OPERATIONS LLC			1	100%	1
LIFE CARE CENTER OF HILTON HEAD		1			1
Parkside Manor		1			1
THE INTERNAL MEDICAL GROUP		1			1
FRESENIUS KIDNEY CARE FORT WALTON BEACH			1	100%	1
GAMMA HEALTHCARE, INC		1			1
NABI		1			1
BHA TITUSVILLE CLINIC			1	100%	1
INNOVATIVE CARE II LLC			1	100%	1
GADSDEN FAMILY PRACTICE		1			1
CLEVELAND HEARTLAB			1	100%	1



# COVID-19: testing by laboratory

Data through Jan 3, 2021 verified as of Jan 4, 2021 at 09:25 AM

Data in this report are provisional and subject to change.

The numbers in the table below represent the number of Florida and non-Florida residents for whom test results were received by the Department of Health. A person can be tested by more than one laboratory and can have both positive and negative results. **Therefore, the sum of the numbers in each column will be larger than the total number of people tested.**

Reporting lab	Inconclusive	Negative	Positive	Percent positive	Total
SIGNATURE CARE MIDLAND			1	100%	1
PEDIATRICS IN NORTH FLORIDA PA			1	100%	1
RIVERTON CBOC			1	100%	1
Flagler Health and Rehabilitation			1	100%	1
NORWALK HOSPITAL			1	100%	1
INSPIRE HEALTHCARE CENTER			1	100%	1
BROOKDALE PALM COAST		1			1
The Center at Centennial			1	100%	1
Hillside Manor Rehabilitation and Extended Care Center		1			1
HAMILTON CI MAIN UNIT ANNEX/ WORK CAMP			1	100%	1
CLEVELAND CLINIC OHIO LABORATORIES			1	100%	1
ORLANDO PHYSICIAN NETWORK		1			1
MINUTECLINIC # 21110			1	100%	1
MEDEXPRESS URGENT CARE - HADLEY		1			1
FULGENT GENETICS HOUSTON		1			1
FLORIDA KEYS PED AND ADOLES CTR			1	100%	1
SUNY AT STONY BROOK			1	100%	1
SOUTHWEST REGIONAL PCR LABORATORY			1	100%	1
FLORIDA MEDICAL CENTER			1	100%	1
A.G. Rhodes		1			1
AURORA CONSOLIDATED LABORATORY			1	100%	1
SOUTHERN HILLS MEDICAL CENTER			1	100%	1
TALLAHASSEE MEMORIAL HEALTHCARE			1	100%	1
PARKWAY REGIONAL MEDICAL CENTER LAB			1	100%	1
CHOTA COMMUNITY HEALTH SERVICES		1			1
PROGRESSIVE MEDICAL LAB LLC			1	100%	1
PINELLAS CHD - CLEARWATER			1	100%	1
Southwest Louisiana Veterans Home			1	100%	1
HERNANDO CHILDREN'S			1	100%	1
LAB. CORP. OF AMERICA			1	100%	1
ST LUKES SURGICAL AT THE VILLAGES INC			1	100%	1
HAWKEYE CARE CENTER DUBUQUE		1			1
ALL CARE URGENT CARE			1	100%	1
BROOKDALE PALM BEACH GARDENS			1	100%	1
MEA PRIMARY CARE PLUS BYRAM			1	100%	1
WILSON MEMORIAL HOSPITAL			1	100%	1
LIFELINK TRANSPLANT INSTITUTE LAB			1	100%	1
FLORIDA CLINICAL RESEARCH CENTER, LLC			1	100%	1
JOHNSON & JOHNSON VISION CARE-VISTAKON			1	100%	1
HOLYOKE MEDICAL CENTER			1	100%	1
KIDSVILLE PEDIATRICS IV PA		1			1
ADVANCED HEALTHCARE ASSOCIATES		1			1
Accordius Health at Gastonia			1	100%	1
ANY LAB TEST FAST CORP			1	100%	1
STEPHENS COUNTY HOSPITAL			1	100%	1
TAMPA URGENT CARE			1	100%	1
NFRC CLINICAL LAB			1	100%	1

# COVID-19: testing by laboratory

Data through Jan 3, 2021 verified as of Jan 4, 2021 at 09:25 AM

Data in this report are provisional and subject to change.

The numbers in the table below represent the number of Florida and non-Florida residents for whom test results were received by the Department of Health. A person can be tested by more than one laboratory and can have both positive and negative results. **Therefore, the sum of the numbers in each column will be larger than the total number of people tested.**

Reporting lab	Inconclusive	Negative	Positive	Percent positive	Total
BROWNE MEDICAL LLC			1	100%	1
SOUTH LAKE PEDIATRICS		1			1
ARDEN COURTS OF LELY PALMS			1	100%	1
VAULT MEDICAL SERVICES			1	100%	1
DUKE UNIVERSITY POINT OF CARE TESTING PROGRAM			1	100%	1
LAKE COMMUNITY ACTION AGENCY		1			1
WATERBURY HOSPITAL REFERENCE LAB			1	100%	1
PALM BEACH COUNTY HEALTH DEPT.			1	100%	1
STARLING AT NOCATEE			1	100%	1
PREMIER FAMILY AND SPORTS MEDICINE LLC			1	100%	1
CHI ST. LUKE'S HEALTH BCM MEDICAL CENTER			1	100%	1
ASSISTED LIVING AT TREZEVANT		1			1
DIVERSICARE OF BIG SPRINGS		1			1
FRESENIUS MEDICAL CARE			1	100%	1
MINUTE CLINIC DIAGNOSTIC MED GRP OF CA		1			1
HAMILTON COUNTY HEALTH DEPARTMENT		1			1
Hackensack Univ Medical Center At Pasc		1			1
YOUR HEALTH PEDIATRICS			1	100%	1
TERRELL URGENT CARE			1	100%	1
UPSON REGIONAL MEDICAL CENTER			1	100%	1
RHODE ISLAND DEPARTMENT OF HEALTH			1	100%	1
West Bay of Tampa Center			1	100%	1
SUNCOAST COMMUNITY HEALTH CENTERS INC		1			1
RHODE ISLAND DEPARTMENT OF HEALTH LABORATORIES			1	100%	1
MILFORD REGIONAL HOSPITAL			1	100%	1
Ramsey Village		1			1
PLANT CITY FAMILY CARE		1			1
MEDICAL ARTS LABORATORY			1	100%	1
MIDWAY SPECIALTY CARE CENTER INC		1			1
RIVERSIDE METHODIST HOSPITAL LAB			1	100%	1
Victory Health and Rehabilitation			1	100%	1
C V S / PHARMACY #4396		1			1
ORANGE PEDIATRICS PA			1	100%	1
PRIORITY CARE LLC			1	100%	1
IRA FIALKO DO			1	100%	1
NORTH FLORIDA EVALUATION AND TREATMENT CENTER		1			1
COMMUNITY PHYSICIANS OF NORTH PORT PA			1	100%	1
LP ELIZABETHTON		1			1
CAROMONT HEALTH			1	100%	1
HAWAII DEPARTMENT OF HEALTH LAB			1	100%	1
IVAN, MAYA			1	100%	1
HENRICO DOCTOR'S LABORATORY			1	100%	1
ADVANCED MEDICAL RESEARCH CENTER LLC			1	100%	1
CLINIC OF PEDIATRICS & GI MEDICINE INC			1	100%	1
MEMORIAL HEALTH UNIVERSITY MEDICAL CENTER			1	100%	1
Waters of Covington		1			1
ELEMENTS PHARMACY			1	100%	1

# COVID-19: testing by laboratory

Data through Jan 3, 2021 verified as of Jan 4, 2021 at 09:25 AM

Data in this report are provisional and subject to change.

The numbers in the table below represent the number of Florida and non-Florida residents for whom test results were received by the Department of Health. A person can be tested by more than one laboratory and can have both positive and negative results. **Therefore, the sum of the numbers in each column will be larger than the total number of people tested.**

Reporting lab	Inconclusive	Negative	Positive	Percent positive	Total
WEST DADE PEDIATRICS			1	100%	1
OCCUPATIONAL HEALTH CENTER		1			1
Sears Coastal Nursing and Rehab		1			1
FORT CAROLINE GARDENS, INC		1			1
WMC HEALTH GROUP OF KISSIMMEE LLC			1	100%	1
VETERANS AFFAIRS MEDICAL CENTER - EAST ORANGE			1	100%	1
Long Beach Care Center			1	100%	1
PEDIATRIC ASSOCIATES - MIAMI LAKES		1			1
CURATIVE			1	100%	1
HEART HOSPITAL OF LAFAYETTE: EMERGENCY ROOM			1	100%	1
PHYSICIANS IMMEDIATE CARE			1	100%	1
LEHIGH REGIONAL WOUND CENTER			1	100%	1
LUMICO LIFE INSURANCE COMPANY		1			1
MARQUETTE GENERAL HOSPITAL			1	100%	1
PATHOLOGYT & LAB MEDICINE SERVICES			1	100%	1
TEVAPHARM			1	100%	1
ATHENS LIMESTONE HOSPITAL		1			1
MINUTE CLINIC DIAGNOSTIC OF VIRGINIA, LLC #6292		1			1
HALEYVILLE HEALTH CARE CENTER		1			1
COMMUNITY MEDICAL CENTER-ORANGE CITY		1			1
ASSOCIATES MD MEDICAL GROUP INC			1	100%	1
JOHN D. ARCHBOLD MEMORIAL HOSPITAL			1	100%	1
NORTH MIAMI BEACH SURGICAL CENTER			1	100%	1
SOUTHERN WINDS			1	100%	1
BAPTIST HOSPITAL OF MIAMI MCI BROWARD LABORATORY			1	100%	1
MERRILL GARDENS AT CHAMPIONSGATE			1	100%	1
TITUS REGIONAL MEDICAL CENTER			1	100%	1
CATHEDRAL GERONTOLOGY CENTER DBA CATHEDRAL CARES			1	100%	1
WALGREENS #5130			1	100%	1
CULINARY INSTITUTE OF AMERICA STUDENT		1			1
HIGH DESERT COURT GROUP HOME			1	100%	1
DEPARTMENT OF HEALTH AND ENVIRONMENTAL CONTROL			1	100%	1
GWINNETT MEDICAL CENTER			1	100%	1
Washington County Nursing H0me			1	100%	1
SMA BEHAVIORAL HEALTH SERVICES INC		1			1
MID FLORIDA COMMUNITY SERVICES			1	100%	1
COMMONWEALTH OF VIRGINIA DIVISION OF CONSOLIDATED LABORATORY SERVICES			1	100%	1
MINUTECLINIC, LLC #09202		1			1
ADVANCE HEALTH AND WELLNESS SOLUTIONS			1	100%	1
MEDEXPRESS URGENT CARE - LITTLE ROCK		1			1
MEDEXPRESS URGENT CARE NORWIN		1			1
GOLDING-GRANADO MEDICAL ASSOCIATES		1			1
FLORHAM PARK ENDOSCOPY CENTER		1			1
GREENTREE MEDICAL CENTER			1	100%	1
CVS HEALTH MINUTE CLINIC			1	100%	1
TAMPA GENERAL MEDICAL GROUP LABORATORY HEALTHPARK			1	100%	1
MINUTE CLINIC DIAGNOSTICS OF IN, LLC #6252		1			1

# COVID-19: testing by laboratory

Data through Jan 3, 2021 verified as of Jan 4, 2021 at 09:25 AM

Data in this report are provisional and subject to change.

The numbers in the table below represent the number of Florida and non-Florida residents for whom test results were received by the Department of Health. A person can be tested by more than one laboratory and can have both positive and negative results. **Therefore, the sum of the numbers in each column will be larger than the total number of people tested.**

Reporting lab	Inconclusive	Negative	Positive	Percent positive	Total
HEALTH ALLIANCE			1	100%	1
FLORIDA HOSPITAL PHYSICIANS GROUP			1	100%	1
Lutheran Community at Telford		1			1
Portsmouth Health and Rehab			1	100%	1
LCMC LAB SUBSECTION		1			1
PANCARE HEALTH - BRUCE			1	100%	1
ALLIED PHYSICIANS GROUP		1			1
STATE OF FLORIDA			1	100%	1
CARSON NURSING AND REHABILITATION CENT		1			1
WALGREEN#12147		1			1
OSF ST JOSEPH MEDICAL CENTER			1	100%	1
ABBOTT LABORATORIES - OCCUPATIONAL HEALTH SERVICES			1	100%	1
KANSAS CITY VA MEDICAL CENTER			1	100%	1
SUPERKIDS PEDIATRICS			1	100%	1
RAMBAM URGENT CARE			1	100%	1
CAREHERE LLC			1	100%	1
NASSAU UNIVERSITY MEDICAL CENTER DEPT		1			1
ST CATHERINE HOSPITAL LABORATORY			1	100%	1
TREASURE COAST COMMUNITY HEALTH INC			1	100%	1
SOUTH FLORIDA URGENT CARE CENTERS, LLC			1	100%	1
GOSHEN HOSPITAL			1	100%	1
ASCENSION ST VINCENT'S - WESTSIDE			1	100%	1
DEACONESS URGENT CARE CENTER			1	100%	1
HOLLAND COMMUNITY HOSPITAL		1			1
Memorial Health Care Center			1	100%	1
Bethel Lutheran Nursing & Rehabilitation Center		1			1
ACCESS RECOVERY SOLUTIONS LLC			1	100%	1
HORIZON MEDICAL CENTER			1	100%	1
BAPTIST HEALTH EXPRESS CARE			1	100%	1
SANITAS RESEARCH LLC			1	100%	1
MONMOUTH MEDICALC ENTER		1			1
OLEAN GENERAL HOSPITAL		1			1
NIBHA MEDIRATTA MD PL			1	100%	1
CHESAPEAKE REGIONAL MEDICAL CENTER			1	100%	1
AFTER HOURS PEDS			1	100%	1
Crowne Place Assisted Living		1			1
JS HEALTHCARE			1	100%	1
ENZO LABS INC			1	100%	1
MINUTECLINIC DIAG OF IND, LLC #6553		1			1
DOCTORS CARE - GREER		1			1
AFFILIATED LABORATORIES INC			1	100%	1
SOUTHWEST FLORIDA DIVISION LAB			1	100%	1
PORT ORANGE NURSING & REHAB			1	100%	1
Lynwood		1			1
BIOMAT ORLANDO		1			1
HARBOUR ISLAND PEDIATRICS LLC			1	100%	1
BAPTIST HOSPITAL LABORATORY			1	100%	1

# COVID-19: testing by laboratory

Data through Jan 3, 2021 verified as of Jan 4, 2021 at 09:25 AM

Data in this report are provisional and subject to change.

The numbers in the table below represent the number of Florida and non-Florida residents for whom test results were received by the Department of Health. A person can be tested by more than one laboratory and can have both positive and negative results. **Therefore, the sum of the numbers in each column will be larger than the total number of people tested.**

Reporting lab	Inconclusive	Negative	Positive	Percent positive	Total
NHC HealthCare St. Charles		1			1
BUFFALO VAMC			1	100%	1
MERITER LABORATORIES			1	100%	1
MISSION HOSPITAL			1	100%	1
MEDICAL CENTER			1	100%	1
SAN JOSE CLINIC		1			1
COBLESKILL REGIONAL HOSPITAL		1			1
JOSEPH SCHENKER MD PC		1			1
LABORATORIO BUENA SALUD			1	100%	1
ATHENA PLASTIC SURGERY		1			1
WATERTOWN URGENT CARE		1			1
STEWARD FLORIDA ALF, INC			1	100%	1
FLAGLER PROFESSIONAL HEALTH CARE SERVICES INC		1			1
RIVERSIDE MEDICAL CENTER		1			1
BSA PHYSICIANS GROUP, INC D/B/A BSA FAMILY MEDICAL			1	100%	1
VILLAGES HEALTH SYSTEM, LLC, THE			1	100%	1
The Evangelical Lutheran Good Samaritan Society Prescott Village		1			1
DUKE HEALTH REGIONAL HOSPITAL			1	100%	1
441 URGENT CARE CENTER - BROWNWOOD			1	100%	1
Heritage Health of Peru			1	100%	1
ST CLOUD COMPOUNDING PHARMACY & WELLNESS CENTER		1			1
UHEALTH CORAL SPRINGS			1	100%	1
Heartland of Perrysburg		1			1
Kingston Care Center of Fort Wayne		1			1
MDS PHARMA SERVICES		1			1
BAPTIST EMERGENCY HOSPITAL KELLY			1	100%	1
UNIVERSITY COMMUNITY HEALTH SERVICES			1	100%	1
USC VERDUGO HILLS HOSPITAL			1	100%	1
BOCA CIEGA CENTER			1	100%	1
BLANCHARD VALLEY HOSPITAL LABORATORY			1	100%	1
FLORIDA MEDICAL CLINIC, LLC			1	100%	1
SOUTHEAST MISSOURI HOSPITAL		1			1
CUSTOM SCRIPTS PHARMACY		1			1
SANTA CLARA VALLEY MEDICAL CENTER			1	100%	1
MEDEXPRESS-DOVER		1			1
THE EDGEWATER AND WATERMAN VILLAGE			1	100%	1
BROOKSHIRE, THE			1	100%	1
PEDIATRIC ASSOCIATES - DORAL			1	100%	1
MINUTECLINIC DIAGNOSTIC OF TN, PC 6304		1			1
QUALITY CLINICAL LAB LLC			1	100%	1
CRUSADER COMMUNITY HEALTH			1	100%	1
LEGACY AT HIGHWOODS PRESERVE		1			1
MINUTECLINIC DIAGNOSTIC OF TN PC #240		1			1
FAYETTE MEDICAL CENTER LAB		1			1
Lenox on the Lake			1	100%	1
REFERENCE LABORATORY			1	100%	1
OCALA REGIONAL DIALYSIS- NORTH			1	100%	1



# COVID-19: testing by laboratory

Data through Jan 3, 2021 verified as of Jan 4, 2021 at 09:25 AM

Data in this report are provisional and subject to change.

The numbers in the table below represent the number of Florida and non-Florida residents for whom test results were received by the Department of Health. A person can be tested by more than one laboratory and can have both positive and negative results. **Therefore, the sum of the numbers in each column will be larger than the total number of people tested.**

Reporting lab	Inconclusive	Negative	Positive	Percent positive	Total
CAREWELL URGENT CARE FITCHBURG			1	100%	1
SOUTH FLORIDA BAPTIST HOSPITAL			1	100%	1
ST VINCENT'S AMBULATORY CARE INC			1	100%	1
MEDEXPRESS URGENT CARE-MEADVILLE			1	100%	1
MID FLORIDA BIOLOGICALS			1	100%	1
SPINE & PAIN CONSULTANT PLLC		1			1
WYOMING COUNTY DEPARTMENT OF HEALTH		1			1
Community Compassion Center of Batesville			1	100%	1
Falmouth By The Sea			1	100%	1
SYNERGENE LABORATORY			1	100%	1
NEW ERA COMMUNITY HEALTH CENTER LLC		1			1
DEL PRADO MEDICAL CENTER, INC		1			1
SELF REGIONAL HEALTHCARE			1	100%	1
PROVIDENCE ST PETER HOSPITAL		1			1
NORTH FL SOUTH GA HCS-LAKE CITY			1	100%	1
ARCADIA DIALYSIS CENTER			1	100%	1
MEDICAL CENTER OF CENTRAL GEORGIA			1	100%	1
GRAND VIEW HOSPITAL			1	100%	1
SEASONS HOSPICE AND PALLIATIVE CARE OF			1	100%	1
BLUEWATER TOXICOLOGY			1	100%	1
MCH PHYSICIANS GROUP			1	100%	1
Valley Center (WV)			1	100%	1
Trucare Living Centers - Columbus		1			1
MALUHIA		1			1
Eddy Memorial Geriatric Center		1			1
ANSWERS RESOURCE FACILITY		1			1
WALGREENS #01398			1	100%	1
MINUTECLINIC, LLC #4682		1			1
EMERGENCY CARE SERVICES LAB AT JFK MEDICAL CENTER			1	100%	1
Douglas County Health Center		1			1
ADVENTHEALTH MEDICAL GROUP OBSTETRICS			1	100%	1
LANCASHIRE HALL NURSING AND REHABILITATION CENTER		1			1
LOUNDY		1			1
DAVID LAWRENCE CENTER INC			1	100%	1
SUNCREST OMNI		1			1
RICHICHI FAMILY HEALTH			1	100%	1
CVS MINUTE CLINIC DIAG OF IND, LLC #6549		1			1
CSL PLASMA LAB			1	100%	1
INFECTION CONTROL DEPT			1	100%	1
HEALTHCARE FOR THE HOMELESS			1	100%	1
Oakland Nursing and Rehabilitation Center		1			1
Kroger - KR070300083			1	100%	1
BRUCE S WEST MD			1	100%	1
JUPITER PEDIATRIC ASSOCIATES, PA			1	100%	1
Robert Wood Johnson University Hospital			1	100%	1
Mercy Manor Transition Center			1	100%	1
RIVERSIDE COUNTY PUBLIC HEALTH LABORATORY			1	100%	1

# COVID-19: testing by laboratory

Data through Jan 3, 2021 verified as of Jan 4, 2021 at 09:25 AM

Data in this report are provisional and subject to change.

The numbers in the table below represent the number of Florida and non-Florida residents for whom test results were received by the Department of Health. A person can be tested by more than one laboratory and can have both positive and negative results. **Therefore, the sum of the numbers in each column will be larger than the total number of people tested.**

Reporting lab	Inconclusive	Negative	Positive	Percent positive	Total
NORTH SHORE MEDICAL CENTER - SALEM HOSPITAL			1	100%	1
UF HEALTH - WILDLIGHT			1	100%	1
MOUNT SINAI MEDICAL CENTER OF FLORIDA, INC			1	100%	1
Birmingham Nursing & Rehab Center		1			1
NICKLAUS CHILDREN'S DORAL OUTPATIENT CENTER			1	100%	1
EAST TENNESSEE STATE UNIVERSITY		1			1
LOPEZ		1			1
EVERGREEN NURSING HOME		1			1
BEAUMONT HOSPITAL, GROSSE POINTE			1	100%	1
LABONE		1			1
HEARTLAND REGIONAL MEDICAL CENTER		1			1
MEDEXPRESS URGENT CARE - SOMERSET TOWNSHIP		1			1
ADVANCED URGENT CARE PLLC		1			1
PALM COAST DRAW STATION/AMERICAN HEALTH ASSOCIATES		1			1
DOC PAM PA		1			1
FLORIDA HOSPITAL ORMOND BEACH			1	100%	1
Florence Home		1			1
Redwood Springs Healthcare			1	100%	1
FELD ENTERTAINMENT			1	100%	1
HOME AIDE SVC OF EASTERN NY INC D/B/A		1			1
PM PEDIATRICS PC			1	100%	1
HOWELL BRANCH COURT			1	100%	1
PARK AVENUE DERMATOLOGY NORTH			1	100%	1
CARESPOT - OCOEE			1	100%	1
TRAVIS LEE THOMPSON MD			1	100%	1
Tremont Health & Rehabilitation Center		1			1
ADVENT HEALTH - OWASA			1	100%	1
LAB PLUS, LLC			1	100%	1
BASCOM PALMER-MICRO LAB			1	100%	1
COMMUNICABLE DISEASE CONTROL/PUBLIC HEALTH EMERGENCY PREPAREDNESS			1	100%	1
TWIN			1	100%	1
Metairie Healthcare Center			1	100%	1
PRIMACARE MEDICAL LAKEWOOD			1	100%	1
PULMONARY MEDICINE		1			1
LEE MEMORIAL HOSPITAL OUTPATIENT SURGERY CENTER			1	100%	1
PARTNERS IN PRIMARY CARE		1			1
XSTREMEMD			1	100%	1
MISSOURI DEPARTMENT OF HEALTH AND SENIOR SERVICES - STATE PH LAB		1			1
MERITUS MEDICAL CENTER			1	100%	1
CORIZON HEALTH INC			1	100%	1
ST JOHNS EPISCOPAL HOSPITAL SOUTH SHORE		1			1
MINUTECLINIC DIAGNOSTIC, PA #10252		1			1
OCALA REGIONAL KIDNEY CENTER EAST			1	100%	1
Kroger 717 - The Little Clinic Dolphin Drive			1	100%	1
Vibrallife of El Paso Rehabilitation Center			1	100%	1
BEAUFORT MEMORIAL			1	100%	1
WELLMED AT LINEBAUGH AVE			1	100%	1

# COVID-19: testing by laboratory

Data through Jan 3, 2021 verified as of Jan 4, 2021 at 09:25 AM

Data in this report are provisional and subject to change.

The numbers in the table below represent the number of Florida and non-Florida residents for whom test results were received by the Department of Health. A person can be tested by more than one laboratory and can have both positive and negative results. **Therefore, the sum of the numbers in each column will be larger than the total number of people tested.**

Reporting lab	Inconclusive	Negative	Positive	Percent positive	Total
PINEVILLE PHARMACY			1	100%	1
WELLMED AT FORT PIERCE		1			1
MINUTECLINIC, LLC #4507		1			1
MINUTECLINIC DIAGNOSTICS OF OKLAHOMA		1			1
GOSHEN MEDICAL CENTER			1	100%	1
NEIGHBORCARE PHARMACY SERVICES		1			1
DAVENPORT PEDIATRICS CLERMONT PA		1			1
BRIDGEWATER PARK ASSISTED LIVING LLC			1	100%	1
EXAC CARE CROSSVILLE		1			1
PRINCIPLE DIAGNOSTICS LLC			1	100%	1
DEPARTMENT OF HEALTH SERVICES			1	100%	1
RABI SINHA, MD		1			1
ROAN MOUNTAIN MEDICAL CENTER			1	100%	1
DIGNITY HEALING LLC			1	100%	1
COVID RAPID LABS			1	100%	1
NORTH SHORE HEMATOLOGY-ONCOLOGY ASSOCI		1			1
THE CHILDREN'S HOSPITAL OF PHILADELPHIA		1			1
SHARON REGIONAL MEDICAL CENTER			1	100%	1
Village Crest Center for Health & Rehabilitation		1			1
CLUB HEALTH AND REHABILITATION CENTER, THE		1			1
URGENT CARE OF FORT LAUDERDALE INC			1	100%	1
ARNOLD PALMER HOSPITAL LAB POCT		1			1
MINUTECLINIC DIAG OF IND, LLC #6908		1			1
HOLSTON MEDICAL GROUP		1			1
UNIVERSITY URGENT CARE			1	100%	1
BEAUMONT HOSPITAL			1	100%	1
PUTNAM COUNTY SHERIFFS OFFICE		1			1
SUN CLINICAL LABORATORIES			1	100%	1
VISTA LAKE ASSISTED LIVING			1	100%	1
JAX FAMILY CARE		1			1
Parkview Care Center			1	100%	1
HUNEYCUTT FAMILY PRACTICE			1	100%	1
COVE AT THE MARBELLA,THE			1	100%	1
JACKSON MADISON CO. GEN. HOSPITAL			1	100%	1
LITTLE FALLS HOSPITAL LABORATORY		1			1
METRO HEALTH HOSPITAL LABORATORY		1			1
WALGREENS #10308		1			1
ORCHID TERRACE		1			1
LAKELAND MEDICAL CENTER			1	100%	1
THE LITTLE CLINIC LLC			1	100%	1
Alden Lincoln Park			1	100%	1
PALM BEACH DIABETES AND ENDOCRINE SPECIALISTS, PA			1	100%	1
HELGEMO & LIQU PEDIATRICS			1	100%	1
PEDRO L ORTEGA MD PA			1	100%	1
HEALGEN SCIENTIFIC			1	100%	1
MINUTECLINIC #2797		1			1
PALM BEACH DIABETES & ENDOCRINE SPECIALISTS PA			1	100%	1

# COVID-19: testing by laboratory

Data through Jan 3, 2021 verified as of Jan 4, 2021 at 09:25 AM

Data in this report are provisional and subject to change.

The numbers in the table below represent the number of Florida and non-Florida residents for whom test results were received by the Department of Health. A person can be tested by more than one laboratory and can have both positive and negative results. **Therefore, the sum of the numbers in each column will be larger than the total number of people tested.**

Reporting lab	Inconclusive	Negative	Positive	Percent positive	Total
ALIMETRIX INC		1			1
GUIDEWELL EMERGENCY MEDICINE DOCTORS LLC #33			1	100%	1
HIGHLANDS URGENT CARE			1	100%	1
SURGERY CENTER, THE			1	100%	1
UNIVERSITY OF VERMONT MEDICAL CENTER			1	100%	1
ALBANY MEDICAL CENTER			1	100%	1
Oregon Veterans Home The Dalles		1			1
CENTRAL CAROLINA HOSPITAL			1	100%	1
NEW YORK UNIVERSITY MEDICAL CENTER			1	100%	1
UCH LAB			1	100%	1
Sherwood Oaks Health Center			1	100%	1
UF KANAPAHA LAB BEAKER		1			1
NATIONAL INSTITUTES OF HEALTH CLINICAL CENTER			1	100%	1
RENOWN REGIONAL MEDICAL CENTER			1	100%	1
CAREWELL 203			1	100%	1
LARKIN COMMUNITY HOSPITAL PALM SPRINGS CAMPUS			1	100%	1
MINUTECLINIC DIAG OF IND, LLC #6697		1			1
SACRED HEART MEDICAL CENTER			1	100%	1
CANDLER HOSPITAL			1	100%	1
Greystone Health Care Center		1			1
MEDEXPRESS URGENT CARE - FORT SMITH		1			1
ER NEAR ME HULEN		1			1
Arch Plaza Nursing and Rehabilitation Center			1	100%	1
DEPARTMENT OF HEALTH/ NEW YORK			1	100%	1
ELLIS HOSPITAL URGENT CARE CENTER LAB		1			1
2504-HOMEWOOD		1			1
STUART SURGERY CENTER, LLC			1	100%	1
NEW HORIZON PRIMARY CARE LLC			1	100%	1
PM PEDIATRICS OF BAYSIDE, PLLC - RIVE		1			1
CFCH - FROSTPROOF			1	100%	1
SIMMONS			1	100%	1
TANGLEWOOD MANOR		1			1
ACCESS MEDICAL GROUP OF TAMPA INC			1	100%	1
MINUTECLINIC, LLC #1452		1			1
MINUTECLINIC, LLC #7139		1			1
NORTH BROWARD MEDICAL CENTER			1	100%	1
BROOKS REHAB			1	100%	1
MINUTECLINIC INCORPORATE, LLC		1			1
SENDER RETREAT ADULT DAY CARE CENTERS			1	100%	1
PHYSICIANS PREMIER			1	100%	1
INDIAN RIVER CLINICAL LABORATORY, INC.		1			1
UMASS MEMORIAL/MARLBORO HOSPITAL			1	100%	1
CARENOW URGENT CARE – SPRING			1	100%	1
ORLANDO HEALTH PHYSICIAN GROUP			1	100%	1
ORMC-ARDEN/EOI			1	100%	1
MIAMI CEREBRAL PALSY RESIDENTIAL			1	100%	1
IZ MEDICAL		1			1

# COVID-19: testing by laboratory

Data through Jan 3, 2021 verified as of Jan 4, 2021 at 09:25 AM

Data in this report are provisional and subject to change.

The numbers in the table below represent the number of Florida and non-Florida residents for whom test results were received by the Department of Health. A person can be tested by more than one laboratory and can have both positive and negative results. **Therefore, the sum of the numbers in each column will be larger than the total number of people tested.**

Reporting lab	Inconclusive	Negative	Positive	Percent positive	Total
MINNESOTA DEPARTMENT OF HEALTH LABORATORY			1	100%	1
PORTSMOUTH REG. HOSPITAL			1	100%	1
BROOKS -TLC HOSPITAL SYSTEM			1	100%	1
COVENANT HEALTH		1			1
BAPTIST HEALTH SURGERY CENTER			1	100%	1
ADVANCED URGENT CARE CENTER			1	100%	1
GOOD SAMARITAN SOCIETY - DE SMET		1			1
FLAGLER CARE CENTER			1	100%	1
QUEST INC			1	100%	1
Cortland Acres Association		1			1
HEALTHCARE ASSOCIATES OF IRVING, LLP			1	100%	1
NEW ERA HEALTH CENTER INC		1			1
GEORGE WASHINGTON UNIVERSITY HOSPITAL			1	100%	1
MINUTE-CLINIC DIAGNOSTIC OF VIRGINIA,		1			1
BAYOU URGENT CARE			1	100%	1
PANCARE HEALTH - HOSFORD SCHOOL			1	100%	1
CENTRAL FLORIDA HOSPITALIST			1	100%	1
VIVEX/UMTB BIOMEDICAL			1	100%	1
SAINT BARNABAS MEDICAL CENTER		1			1
MEMORIAL HOSPITAL MIRAMAR WAIVED TESTING			1	100%	1
ADVANCED INDIVIDUALIZED MEDICINE OF NAPLES			1	100%	1
HAYS CLINICAL LAB			1	100%	1
SHAH			1	100%	1
POPLAR HEALTHCARE			1	100%	1
GATEWAY HEALTHCARE, PC			1	100%	1
LEXINGTON HOSPITAL CORPORATION			1	100%	1
WillowBrooke Court at Westminster Village		1			1
HEALTH EXPRESS		1			1
NORTHERN KENTUCKY HEALTH DEPARTMENT			1	100%	1
Peninsula Nursing and Rehabilitation Center		1			1
Imperial Healthcare Centre			1	100%	1
WINTER GARDEN CHILDREN'S HEALTH CENTERS			1	100%	1
FLORIDA DEPARTMENT OF HEALTH IN ESCAMBIA COUNTY		1			1
LAWRENCE GENERAL HOSPITAL			1	100%	1
CORDOVA FAMILY PRACTICE			1	100%	1
EASTSIDE MEDICAL CLINIC		1			1
EDGAR PRICE FAMILY & CHILDREN HEALTHCARE CENTER			1	100%	1
EXCEPTIONAL EMERGENCY CENTER			1	100%	1
PHYSICIANS PRIMARY CARE LEHIGH PEDS			1	100%	1
MEDEXPRESS URGENT CARE - LAWRENCE		1			1
Carington Park			1	100%	1
SEACOAST PATHOLOGY PROFESSIONAL ASSOC		1			1
REGIONAL MEDICAL LABORATORY			1	100%	1
COLONIAL VILLA GOOD SAMARITAN CENTER		1			1
DOCTORS CARE OF PALM COAST			1	100%	1
ACCURATE HEALTH SERVICES CORP			1	100%	1
ONPOINT URGENT CARE			1	100%	1



# COVID-19: testing by laboratory

Data through Jan 3, 2021 verified as of Jan 4, 2021 at 09:25 AM

Data in this report are provisional and subject to change.

The numbers in the table below represent the number of Florida and non-Florida residents for whom test results were received by the Department of Health. A person can be tested by more than one laboratory and can have both positive and negative results. **Therefore, the sum of the numbers in each column will be larger than the total number of people tested.**

Reporting lab	Inconclusive	Negative	Positive	Percent positive	Total
Bivins Pointe			1	100%	1
VISTA DEL SOL MED ASSOC		1			1
OPTIMAL MEDICINE INC		1			1
MIAMI RESCUE MISSION CLINIC INC			1	100%	1
ANDREWS INSTITUTE AMBULATORY SURGERY CENTER		1			1
El Paso Health Care Center			1	100%	1
UNIVERSITY OF MIAMI MILLER SCHOOL			1	100%	1
WELLNOW URGENT CARE-OSWEGO			1	100%	1
ULTIMATE ANALYSIS LABORATORY			1	100%	1
MERCYONE DES MOINES MEDICAL CENTER			1	100%	1
Harbert Hills Academy Nursing Home		1			1
TMH FSU RAPID LABORATORY			1	100%	1
STONECREST MEDICAL CENTER		1			1
ADVENTHEALTH MEDICAL GROUP COMMUNITY MEDICINE			1	100%	1
MEDEXPRESS URGENT CARE, LANCASTER WEST		1			1
PARRISH MEDICAL GROUP			1	100%	1
UNIVERSITY OF BALTIMORE WASHINGTON MEDICAL CENTER			1	100%	1
UMMC MIDTOWN CAMPUS			1	100%	1
KINGWOOD EMERGENCY HOSPITAL			1	100%	1
GIFFORD MEMORIAL HOSPITAL		1			1
COVID TESTING LLC			1	100%	1
MINUTECLINIC DIAGNOSTIC OF TEXAS LLC		1			1
ILLINOIS DEPT OF PUBLIC HEALTH LABS			1	100%	1
DE TAR HOSPITAL			1	100%	1
HACKENSACK UNIVERSITY MEDICAL CENTER		1			1
CYPRESS VILLAGE REHAB CENTER		1			1
PCR DIAGNOSTICS			1	100%	1
DSI LABORATORIES-NAPLES-7TH			1	100%	1
CHP COVID-19 (TX)			1	100%	1
INTERNAL MEDICINE GROUP OF CENTRAL FLORIDA			1	100%	1
MICROBIOLOGY DEPARTMENT			1	100%	1
SANTA ROSA PEDIATRICS			1	100%	1
EASTERN FLORIDA STATE COLLEGE – PALM BAY CAMPUS□			1	100%	1
MADISON AT OVIEDO			1	100%	1
REEVES COUNTY HOSPITAL DISTRICT			1	100%	1
CARESPOT URGENT CARE		1			1
FAMILY PRACTICE ASSOCIATES		1			1
FRESENIUS KIDNEY CARE DUNEDIN			1	100%	1
CARESOUTH HHA HOLDINGS OF THE TREASURE COAST LLC			1	100%	1
BAYCARE OUTREACH LAB AT NEW TAMPA			1	100%	1
ADVENTHEALTH MEDICAL GROUP SENIOR HEALTH AT			1	100%	1
WALKONCLINIC			1	100%	1
BOULDER COMMUNITY HOSPITAL			1	100%	1
The Pines at Poughkeepsie Center for Nursing and Rehabilitation		1			1
ICARE		1			1
ADVANCE MD CARE			1	100%	1
INLET CONCIERGE MEDICINE			1	100%	1

# COVID-19: testing by laboratory

Data through Jan 3, 2021 verified as of Jan 4, 2021 at 09:25 AM

Data in this report are provisional and subject to change.

The numbers in the table below represent the number of Florida and non-Florida residents for whom test results were received by the Department of Health. A person can be tested by more than one laboratory and can have both positive and negative results. **Therefore, the sum of the numbers in each column will be larger than the total number of people tested.**

Reporting lab	Inconclusive	Negative	Positive	Percent positive	Total
ORLANDO FAMILY PHYSICIANS			1	100%	1
AMD			1	100%	1
EAST COAST INSTITUTE FOR RESEARCH LLC			1	100%	1
NORTHSIDE HOSPITAL DULUTH			1	100%	1
KNOX COMMUNITY HOSPITAL			1	100%	1
MARINA DEL REY HOSPITAL LAB			1	100%	1
CHIEFLAND MEDICAL CENTER			1	100%	1
FLORIDA HOSPITAL LAB			1	100%	1
Mill Valley Care Center		1			1
Chestnut Ridge Nursing & Rehab		1			1
Signature Healthcare of Georgetown		1			1
SHELL POINT HOME HEALTH			1	100%	1
MEDEXPRESS URGENT CARE, EDWARDSVILLE		1			1
CORNERSTONE OF RECOVERY INC		1			1
BL DIAGNOSTICS LLC			1	100%	1
PARK AVENUE PEDIATRICS PC		1			1
MIAMI VASCULAR SURGERY			1	100%	1
CERMAK HEALTH SERVICES			1	100%	1
ADVANCED RESEARCH AND DIAGNOSTIC LABORATORY UNIVERSITY OF MINNESOTA			1	100%	1
BOSTON MEDICAL CENTER			1	100%	1
ARDEN COURTS OF SEMINOLE			1	100%	1
HELEN HAYES HOSPITAL LABORATORY		1			1
LUVERNE HEALTH AND REHABILITATION		1			1
MIDDLEBURG PEDIATRICS			1	100%	1
LIFELINK OF FLORIDA			1	100%	1
CAREWELL JW - WORCESTER LNC			1	100%	1
ASHLEY CLINICAL DIAGNOSTIC LABORATORY			1	100%	1
ROYAL PALM PEDIATRICS			1	100%	1
HARDEE COUNTY FIRE RESCUE		1			1
AMI ST FRANCIS HOSPITAL LABORATORY			1	100%	1
FAST PACE MEDICAL CLINIC PLLC		1			1
BEAUMONT REFERENCE LABORATORY			1	100%	1
Manassas Health & Rehab			1	100%	1
Niles Nursing and Rehab. Center		1			1
NEMOURS CHILDREN'S PRIMARY CARE, ST CLOUD			1	100%	1
Garden Isle Healthcare and Rehabilitation Center		1			1
AZALEALAND NURSING HOME		1			1
PROGENESIS INC			1	100%	1
SUMMERFIELD PAIN MANAGEMENT			1	100%	1
DASCENA LAB			1	100%	1
ISLANDS ASSISTED LIVING FACILITY,THE			1	100%	1
Ravenwood Speciality Care		1			1
SOUTHWOOD HEALTHCARE CENTER		1			1
C A R E S		1			1
TALLAHASSEE PRIMARY CARE ASSOCIATES PA			1	100%	1
HEALTH FIRST MEDICAL GROUP LLC			1	100%	1
Avante at Orlando		1			1

# COVID-19: testing by laboratory

Data through Jan 3, 2021 verified as of Jan 4, 2021 at 09:25 AM

Data in this report are provisional and subject to change.

The numbers in the table below represent the number of Florida and non-Florida residents for whom test results were received by the Department of Health. A person can be tested by more than one laboratory and can have both positive and negative results. **Therefore, the sum of the numbers in each column will be larger than the total number of people tested.**

Reporting lab	Inconclusive	Negative	Positive	Percent positive	Total
INDIANA STATE DEPARTMENT OF HEALTH CLINIC MICROBIOLOGY		1			1
ST. LUKE'S HOSPITAL			1	100%	1
CVS MINUTE CLINIC #5836		1			1
NITIN BAWA PROFESSIONAL ASSOCIATES			1	100%	1
CONSOLIDATED			1	100%	1
MEMORIAL HERMANN SOUTHWEST HOSPITAL			1	100%	1
ARLINGTON ADULT RESIDENTIAL FACILITY, INC			1	100%	1
JACKSONVILLE STATEFL			1	100%	1
MINUTECLINIC DIAG OF IND, LLC #6250		1			1
FLORIDA STATE UNIVERSITY HEALTH SERVICES			1	100%	1
ATHENA CARE RESOURCES LLC		1			1
MEDEXPRESS URGENT CARE - LINCOLN N 26T		1			1
NEMOURS CHILDRENS PRIMARY CARE CLERMONT			1	100%	1
CARTERSVILLE MEDICAL CENTER			1	100%	1
THE MEDICAL CENTER AT BOWLING GREEN			1	100%	1
PULSE MEDICAL GROUP INC			1	100%	1
MAYO CLINIC OUTPATIENT DIALYSIS CENTER			1	100%	1
OAK HAVEN REHAB AND NURSING CENTER			1	100%	1
MINUTECLINIC DIAGNOSTIC OF OHIO #3407		1			1
SIGNATURE CARE COLLEGE STATION			1	100%	1
STAMFORD HOSPITAL			1	100%	1
COLLINS NURSING HOME		1			1
RIVIERA BEACH HEALTH CENTER LAB			1	100%	1
BMC/NASSAU			1	100%	1
RAPID CITY REGIONAL HOSPITAL -579 ATTN. LABORATORY		1			1
ALLEGHENY GENERAL HOSPITAL			1	100%	1
LOUISIANA STATE LAB			1	100%	1
DOCTORS HEARING			1	100%	1
MEDSTAR HEALTH URGENT CARE			1	100%	1
MY URGENT CARE CLINIC			1	100%	1
PALM BAY URGENT CARE PL		1			1
CENTRAL TX URGENT CARE			1	100%	1
REELFOOT FAMILY WALK-IN CLINIC		1			1
GENESEE COUNTY HEALTH DEPARTMENT		1			1
NORTH SHORE HEMATOLOGY-ONCOLOGY ASSOCIATES		1			1
MINUTECLINIC DIAGNOSTIC OF NEW MEXICO LLC #7552		1			1
PRIMEX CLINICAL LABORATORIES INC			1	100%	1
PHYSICIANS URGENT CARE			1	100%	1
LAKE MARY OPTUM FLORIDA			1	100%	1
PHYSICIAN ASSOCIATES, LLC			1	100%	1
MEDAC AT PORTERS NECK			1	100%	1
LAKE CO SCHOOLS EMPLOYEE HEALTH & WELLNESS CENTER			1	100%	1
TMH PHYSICIAN PARTNERS QUINCY			1	100%	1
MOUNT SINAI COMPREHENSIVE CANCER CENTER			1	100%	1
LOWER KEYS COMMUNITY HEALTH CENTER			1	100%	1
SILVERMAN			1	100%	1
LAKEWOOD RANCH MEDICAL CENTER CLINICAL LAB			1	100%	1

# COVID-19: testing by laboratory

Data through Jan 3, 2021 verified as of Jan 4, 2021 at 09:25 AM

Data in this report are provisional and subject to change.

The numbers in the table below represent the number of Florida and non-Florida residents for whom test results were received by the Department of Health. A person can be tested by more than one laboratory and can have both positive and negative results. **Therefore, the sum of the numbers in each column will be larger than the total number of people tested.**

Reporting lab	Inconclusive	Negative	Positive	Percent positive	Total
OMNI HEALTHCARE URGENT CARE			1	100%	1
OHIO VALLEY MANOR NURSING &		1			1
FLORIDA SCHOOL FOR THE DEAF AND THE BLIND			1	100%	1
STEWART MEDICAL GROUP INC			1	100%	1
SARASOTA MEDICAL CENTER			1	100%	1
MEMORIAL HOSPITAL - BELLEVILLE			1	100%	1
SOUTHWEST ORLANDO FAMILY MEDICINE, PL			1	100%	1
MEDEXPRESS URGENT CARE - ANDERSON		1			1
COSTCO PHARMACY #1023			1	100%	1
GENESIS FAMILY PRACTICE			1	100%	1
Aspire Physical Recovery Center at Cahaba River		1			1
SOUTHEASTERN HEALTH FACILITES, INC		1			1
JOSHUA E CHESIR MD		1			1
SOUTHWOOD NURSING & RETIREMENT CENTER		1			1
CONVENIENT MEDICAL AND HEALTH SERVICES			1	100%	1
Mountain View Manor			1	100%	1
RM PHARMACY SERVICES INC		1			1
MOORE CLINICAL RESEARCH INC			1	100%	1
MORNINGSIDE NURSING AND REHABILITATION		1			1
NORTH RIVER FAMILY HEALTH CENTER			1	100%	1
CLERMONT HEALTH DEPARTMENT			1	100%	1
ROYAL OAK MEDICAL CENTER LLC DBA CHARACTER FAMILY			1	100%	1
PELICAN STATE OUTPATIENT CENTER			1	100%	1
EAST FL CORE LAB			1	100%	1
TMH CANCER CENTER LABORATORY			1	100%	1
MERCY – NORTH IOWA			1	100%	1
MEDEXPRESS URGENT CARE - MARTINSVILLE		1			1
ADVENTHEALTH IMAGING LAKE NONA			1	100%	1
HOME DOCS		1			1
Integrity Healthcare of Carbondale			1	100%	1
ST GERARD'S COMMUNITY OF CARE		1			1
OHIOHEALTH URGENT CARE			1	100%	1
UNIVERSITY OF IOWA HOSPITALS & CLINICS			1	100%	1
NEW YORK CITY DEPARTMENT OF HEALTH			1	100%	1
PEDIATRIC URGENT CARE CENTR OF FORT WORTH-LA GRAN			1	100%	1
STANLY REGIONAL MEDICAL CENTER			1	100%	1
BENTLEY VILLAGE II			1	100%	1
MAYO CLINICAL LABORATORIES		1			1
Ash Flat Healthcare and Rehabilitation Center			1	100%	1
Eagle Health and Rehabilitation		1			1
MEDEX CLINIC LLC			1	100%	1
PEACHEALTH LABORATORIES		1			1
MEMORIAL HEALTHCARE SYSTEM			1	100%	1
PINNACLE DIALYSIS		1			1
MINUTECLINIC #8760		1			1
RIDGEFIELD PEDIATRIC ASSOCIATES		1			1
BAYFRONT HEAL WOUND CARE AND HYPERBARIC CENTER			1	100%	1

# COVID-19: testing by laboratory

Data through Jan 3, 2021 verified as of Jan 4, 2021 at 09:25 AM

Data in this report are provisional and subject to change.

The numbers in the table below represent the number of Florida and non-Florida residents for whom test results were received by the Department of Health. A person can be tested by more than one laboratory and can have both positive and negative results. **Therefore, the sum of the numbers in each column will be larger than the total number of people tested.**

Reporting lab	Inconclusive	Negative	Positive	Percent positive	Total
ENCOMPASS HEALTH REHABILITATION HOSPITAL OF LARGO			1	100%	1
GRAND VILLA OF LAKE LAND		1			1
BRIDGE DIAGNOSTICS			1	100%	1
LADY OF THE SEA HOSPITAL LAB			1	100%	1
Florida Baptist Retirement Center		1			1
HSRE-ASL CASSELBERRY TRS, LLC			1	100%	1
FRASER MEMORIAL HOSPITAL			1	100%	1
SYNEOS HEALTH			1	100%	1
SONNI'S PEDIATRICS			1	100%	1
DR PHILLIPS CENTER FOR WELLNESS		1			1
ADVENTHEALTH MEDICAL GROUP INTERNAL MEDICINE AT			1	100%	1
FAMILY MEDICINE MEDICAL DRIVE		1			1
Kroger - KRO03400316			1	100%	1
DEVANSH LAB WERKS		1			1
NORTH FLORIDA MEDICAL CENTERS INC		1			1
NASSAU COUNTY HEALTH DEPARTMENT-FERNANDINA BEACH C		1			1
MEDTOWN PHARMACY			1	100%	1
CHATSWORTH ASSISTED LIVING COMMUNITY AT PGA NATIONAL			1	100%	1
CVS HEALTH, #2043		1			1
ALPHA 1 ANTITRYPSIN RESEARCH PROGRAM			1	100%	1
HARMONY HEALTHCARE ORLANDO INC		1			1
DERMDX, DIV OF AURORA DIAGNOSTICS/BERNHARDT LAB		1			1
Monument Health Strugis Care Center		1			1
WESTOX LABS		1			1
DAVITA DIALYSIS-NORTH			1	100%	1
JOHN KNOX MANOR INC II			1	100%	1
WILMINGTON NURSING AND REHAB			1	100%	1
SMITH KLINE			1	100%	1
ANY LAB TEST NOW JACKSONVILLE		1			1
ENCOMPASS HEALTH HOME HEALTH		1			1
FLEMING ISLAND CENTER FOR CLINICAL RESEARCH		1			1
TRUCARE LIVING CENTERS - SELMA			1	100%	1
WAYNE COUNTY PUBLIC HEALTH		1			1
GATEWAY LABORATORIES		1			1
OCALA FAMILY MEDICAL CENTER		1			1
UNLIMITED MEDICAL SERVICES OF FL PL DBA		1			1
ACCESS HEALTH CARE PHYSICIANS LLC			1	100%	1
SWEDISH COVENANT HOSPITAL			1	100%	1
SUMMIT LABORATORY			1	100%	1
WEILL CORNELL MEDICAL ASSOCIATES - EAST SIDE		1			1
LAKE REGIONAL HEALTH			1	100%	1
ODYSSEY HEALTH CARE OF MARION COUNTY LLC		1			1
MINUTECLINIC LLC (2335)		1			1
DOCTORS AFTER HOURS URGENT CARE CENTER			1	100%	1
LIZS ADULT CARE		1			1
DEVITA		1			1
SYNAPSE ANALYTICAL LABS		1			1



# COVID-19: testing by laboratory

Data through Jan 3, 2021 verified as of Jan 4, 2021 at 09:25 AM

Data in this report are provisional and subject to change.

The numbers in the table below represent the number of Florida and non-Florida residents for whom test results were received by the Department of Health. A person can be tested by more than one laboratory and can have both positive and negative results. **Therefore, the sum of the numbers in each column will be larger than the total number of people tested.**

Reporting lab	Inconclusive	Negative	Positive	Percent positive	Total
SUN CITY DIAGNOSTIC CENTER			1	100%	1
WELLINGTON WEST 100176			1	100%	1
BAYSIDE URGENT CARE CENTER INC			1	100%	1
BLUFFTON HEALTH CENTER			1	100%	1
BRONSON METHODIST HOSPITAL			1	100%	1
WILTON MANORS HEALTH & REHABILITATION CENTER			1	100%	1
ALL PRO ORTHOPEDICS & SPORTS MEDICINE, PA			1	100%	1
EXACCARE KINGSTON, LLC			1	100%	1
MINUTECLINIC DIAGNOSTIC OF KANSAS, PC		1			1
ARTHREX MEDICAL CENTER EAST			1	100%	1
MEMORIAL HERMANN HOSPITAL			1	100%	1
TAMPA HEALTH CARE PROVIDERS PA		1			1
ENCOMPASS HEALTH REHABILITATION			1	100%	1
LAKE CONWAY URGENT CARE LLC		1			1
CARE CENTERS OF NASSAU, LLC - HENDRICKS RD		1			1
STRINGFELLOW MEMORIAL HOSPITAL		1			1
FAIRVIEW SOUTHDALE			1	100%	1
MEDICAL ASSOCIATES OF BREVARD LLC		1			1
UF HEALTH THE VILLAGES			1	100%	1
HARRIS URGENT CARE CENTER			1	100%	1
CLERMONT PEDIATRICS, PA			1	100%	1
CARESPOT EXPRESS HEALTHCARE BOYNTON BEACH			1	100%	1
NATION'S BEST CARE HOME HEALTH			1	100%	1
SACRED HEART HEALTH SYSTEM- MIDWIFE PROGRAM			1	100%	1
Shoreline Care Center			1	100%	1
NEVADA DEPARTMENT OF HEALTH AND HUMAN SERVICES			1	100%	1
MINUTECLINIC DIAG OF IND LLC #1367		1			1
MEDEXPRESS - WILMINGTON CONCORD PIKE		1			1
BOND COUNTY HEALTH DEPARTMENT			1	100%	1
CROSSROADS URGENT CARE DBA URGENT TEA		1			1
Strasburg Care Center		1			1
ST PETERSBURG PEDIATRICS-SEMINOLE BLVD			1	100%	1
HCL LABORATORIES			1	100%	1
MEMORIALCARE LONG BEACH MEDICAL CENTER			1	100%	1
UMASS MEMORIAL MEDICAL CENTER, INC		1			1
DOCTORS HOSPITAL OF LAREDO			1	100%	1
HAMILTON CHD		1			1
CELEBRATION HOSPITAL			1	100%	1
PENINSULA REGIONAL MED CTR LAB			1	100%	1
Garden View Care Center at Dougherty Ferry		1			1
OAKMONT WEST- GREENVILLE SC		1			1
QUALITY LAB			1	100%	1
POUDRE VALLEY HOSPITAL			1	100%	1
LAKEVIEW HEALTHCARE SYSTEM LLC			1	100%	1
ST. VINCENT HOSPITAL			1	100%	1
Central Park Healthcare & Rehabilitation Center		1			1
ADVANCED MEDICAL LABORATORIES (AML)			1	100%	1

# COVID-19: testing by laboratory

Data through Jan 3, 2021 verified as of Jan 4, 2021 at 09:25 AM

Data in this report are provisional and subject to change.

The numbers in the table below represent the number of Florida and non-Florida residents for whom test results were received by the Department of Health. A person can be tested by more than one laboratory and can have both positive and negative results. **Therefore, the sum of the numbers in each column will be larger than the total number of people tested.**

Reporting lab	Inconclusive	Negative	Positive	Percent positive	Total
WINDSOR MANOR			1	100%	1
WEST COAST CLINICAL LABS INC			1	100%	1
AUGUSTA HEALTH CLINICAL LABORATORY			1	100%	1
FLAGLER COUNTY BOARD OF COUNTY COMMISSIONERS			1	100%	1
Avera Sr. James Care Center		1			1
BRIAN C GRINER MD LLC			1	100%	1
HOUSTON DEPARTMENT OF HEALTH AND HUMAN SERVICES			1	100%	1
PALMS OF FT MYERS,THE			1	100%	1
PEBBLEBROOK PHARMACY		1			1
PRIMARY CARE GROUP LLC		1			1
LITTLE COMPANY OF MARY HOSPITAL			1	100%	1
PRACTITIONERS IN MOTION			1	100%	1
UNIV OF NORTH ALABAMA HEALTH CENTER		1			1
MINUTE CLINIC DIAGNOSTIC OF TN PC #64		1			1
GIBSON AREA PRIMARY CARE			1	100%	1
HUMILITY OF MARY HEALTH PARTNERS			1	100%	1
VA OPTOMETRY CLINIC			1	100%	1
Diversicare of Smyrna		1			1
MORGAN STANELY HEALTH CENTER		1			1
THE HEART HOSPITAL BAYLOR PLANO			1	100%	1
OXY-GENLAB			1	100%	1
TREASURE COAST PRIMARY CARE		1			1
GREATER TAMPA AT HOME			1	100%	1
CACERES SPECIALIZED GYNECOLOGY		1			1
HENRY FORD WEST BLOOMFIELD HOSPITAL			1	100%	1
Elm Crest Senior Living Community		1			1
LEE MEMORIAL HOSPITAL BLOOD GAS LAB			1	100%	1
BERRYHILL MANOR		1			1
FLORIDA PREMIER MEDICAL CARE PA			1	100%	1
University Plaza Rehabilitation and Nursing			1	100%	1
POETS WALK SARASOTA			1	100%	1
HENRY FORD HOSPITAL			1	100%	1
SHANNON CLARK OD, PA			1	100%	1
PARKLAND HEALTH & HOSPITAL			1	100%	1
SEWALLS POINT PHARMACY INC			1	100%	1
NHC Chattanooga			1	100%	1
LIFE CARE CENTER OF GWINNETT		1			1
PUTNAM CO HOSPITAL-D/B/A ASBURY TOWERS		1			1
PALM SPRINGS GENERAL HOSPITAL			1	100%	1
CALIFORNIA PUBLIC HEALTH LABORATORY			1	100%	1
MOUNT SINAI AVENTURA DIAGNOSTIC CENTER			1	100%	1
DILELLA			1	100%	1
SKYRIDGE CLINICAL ASSOCIATES		1			1
ROCKLEDGE HEALTH & REHABILITATION CENTER			1	100%	1
VA ST LOUIS HEALTH CARE SYSTEM			1	100%	1
SERENADES BY SONATA		1			1
SANTA BARABARA ALF LLC (THE WINDSOR)			1	100%	1

# COVID-19: testing by laboratory

Data through Jan 3, 2021 verified as of Jan 4, 2021 at 09:25 AM

Data in this report are provisional and subject to change.

The numbers in the table below represent the number of Florida and non-Florida residents for whom test results were received by the Department of Health. A person can be tested by more than one laboratory and can have both positive and negative results. **Therefore, the sum of the numbers in each column will be larger than the total number of people tested.**

Reporting lab	Inconclusive	Negative	Positive	Percent positive	Total
CURELOGICS WOUND CARE & HYPERBARIC CENTER		1			1
KEY WEST HMA PHYSICIAN MANAGEMENT, LLC			1	100%	1
FLORIDA MEDICAL CLINIC PA GI			1	100%	1
HABANA HEALTH CARE CENTER			1	100%	1
MOUNT SINAI MEDICAL CENTER AVENTURA ER			1	100%	1
Lemont Nursing and Rehab Center			1	100%	1
15 TO KNOW			1	100%	1
CVS MINUTE CLINIC DIAGNOSTIC MED GRP OF CAL		1			1
MEDICAL CLINIC OF HOUSTON			1	100%	1
NORTHEAST FLORIDA HEALTH SERVICES			1	100%	1
SV MOBILE HEALTH			1	100%	1
WESLEY MEDICAL CENTER			1	100%	1
MED CHOICE CENTER OF NORTH MIAMI			1	100%	1
Livingston County Center for Nursing and Rehabilitation		1			1
ROSE HAVEN NURSING CENTER		1			1
PALMETTO PRIMARY CARE PHYSICIANS			1	100%	1
ST. LUKES HOSPITAL			1	100%	1
AUTUMN HOUSE			1	100%	1
MEDICAL PAVILION CLINIC			1	100%	1
MINUTECLINIC DIAGNOSTIC OF WISCONSIN, LLC		1			1
FALKVILLE HEALTHCARE		1			1
Rio Grande City Nursing and Rehab Center			1	100%	1
ADVENTHEALTH PHYSICIAN GROUP - APPLEWOOD			1	100%	1
CITRONELLE HEALTH AND REHABILITATION CENTER		1			1
TEXAS HEALTH ARLINGTON MEMORIAL		1			1
PUBLIX PHARMACY #1114			1	100%	1
NHLS		1			1
STEINHATCHEE DRUGS			1	100%	1
OMAHA VA MEDICAL CENTER			1	100%	1
BOLLES SCHOOL, THE			1	100%	1
MEDEXPRESS URGENT CARE - ROSS TOWNSHIP		1			1
FLORIDA DEPARTMENT OF HEALTH IN LEE COUNTY			1	100%	1
CARESPOT - LEE VISTA			1	100%	1
HEALTH CARE SERVICES LC			1	100%	1
ALLIED PEDIATRICS & FAMILY MEDICINE			1	100%	1
MID-FLORIDA PATHOLOGY LLC - MOBILE UNIT # 3			1	100%	1
SHELBYVILLE HOSPITAL COMPANY		1			1
NDX-CORE LAB			1	100%	1
DISCOVERY AT HOME, LLC			1	100%	1
Dulles Health and Rehab Center		1			1
LAKE BALDWIN			1	100%	1
LRGHEALTHCARE		1			1
ALLIANCE LABORATORY SERVICES			1	100%	1
PRECISION CLINICAL RESEARCH			1	100%	1
ORDRS, INC.			1	100%	1
Maple Lane Nursing Home		1			1
UNIVERSITY OF SOUTH FLORIDA			1	100%	1

# COVID-19: testing by laboratory

Data through Jan 3, 2021 verified as of Jan 4, 2021 at 09:25 AM

Data in this report are provisional and subject to change.

The numbers in the table below represent the number of Florida and non-Florida residents for whom test results were received by the Department of Health. A person can be tested by more than one laboratory and can have both positive and negative results. **Therefore, the sum of the numbers in each column will be larger than the total number of people tested.**

Reporting lab	Inconclusive	Negative	Positive	Percent positive	Total
BRANDON OUTREACH CLINIC			1	100%	1
PROGRESS PHARMACY INC			1	100%	1
CAN COMMUNITY HEALTH		1			1
PREMIER PEDIATRICS			1	100%	1
FREEPORT ER DOX URGENT CARE		1			1
ST. PETERSBURG PEDIATRICS-SEMINOLE			1	100%	1
MEDEXPRESS URGENT CARE - SPRINGFIELD, COOLEY ST		1			1
BAYMEADOWS PEDIATRIC CARE		1			1
WINDSOR WOODS REHAB & HEALTHCARE CTR			1	100%	1
WIREGRASS MEDICAL CENTER			1	100%	1
SPARTANBURG REGIONAL MEDICAL CENTER			1	100%	1
HERNANDO COUNTY HEALTH DEPT			1	100%	1
COOPER CLINIC			1	100%	1
RCP OF MEMORIAL WEST			1	100%	1
EXCEL URGENT CARE OF NJ			1	100%	1
WEST VIRGINIA UNIVERSITY HOSPITALS			1	100%	1
QUEST DIAGNOSTICS CLINICAL LABORATORIES INC		1			1
NASSAU COUNTY HEALTH DEPARTMENT		1			1
Seal Rock Healthcare		1			1
TENNOVA HEALTHCARE - CLEVELAND			1	100%	1
DONALSONVILLE HOSPITAL			1	100%	1
SAINT JOSEPH'S HOSPITAL AND MEDICAL CENTER		1			1
Total	63,741	12,572,955	1,760,357	12%	14,397,053