

# COVID-19: summary of cases and monitoring

Data through Jan 2, 2021 verified as of Jan 3, 2021 at 09:25 AM

Data in this report are provisional and subject to change.

Cases: people with positive PCR or antigen test result		Cases: people with positive PCR or antigen test result	
Total cases		Risk factors for Florida residents	
Florida residents	1,341,287	Traveled	11,231
Non-Florida residents	24,149	Contact with a known case	504,925
Type of testing		Traveled and contact with a known case	14,292
Florida residents	1,341,287	Neither	810,839
Positive by BPHL/CDC	49,955	No travel and no contact	158,788
Positive by commercial/hospital lab	1,291,332	Travel is unknown	473,170
PCR positive	1,147,550	Contact is unknown	303,825
Antigen positive	193,737	Contact is pending	302,100
Non-Florida residents	24,149	Travel can be unknown and contact can be unknown or pending for the same case, these numbers will sum to more than the "neither" total.	
Positive by BPHL/CDC	672		
Positive by commercial/hospital lab	23,477		
PCR positive	18,065		
Antigen positive	6,084		
Characteristics			
Florida residents hospitalized	63,332		
Florida resident deaths	21,987		
Non-Florida resident deaths	323		
Hospitalized counts include anyone who was hospitalized at some point during their illness. It does not reflect the number of people currently hospitalized.			
More information on deaths identified through death certificate data is available on the National Center for Health Statistics website at <a href="http://www.cdc.gov/nchs/nvss/vsrr/COVID19/index.htm">www.cdc.gov/nchs/nvss/vsrr/COVID19/index.htm</a> .			

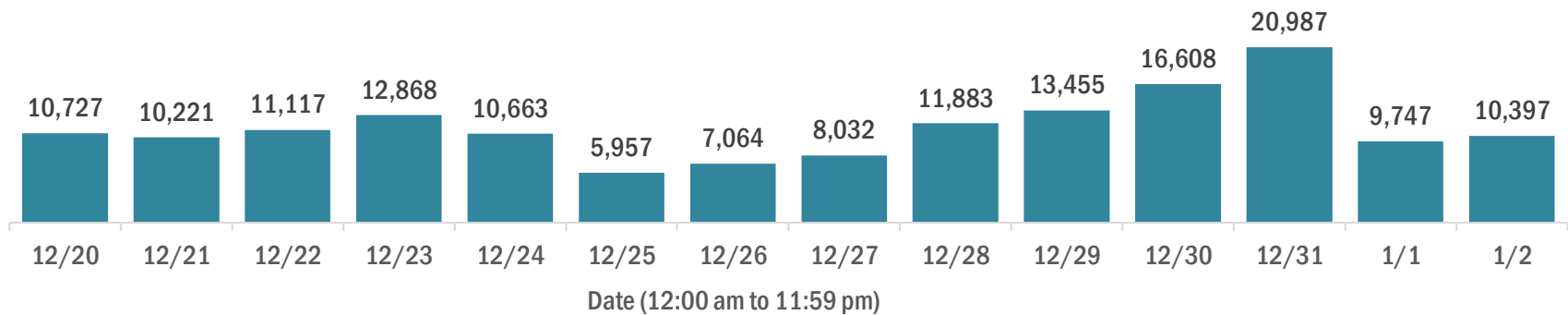
# COVID-19: summary of laboratory testing

Data through Jan 2, 2021 verified as of Jan 3, 2021 at 09:25 AM

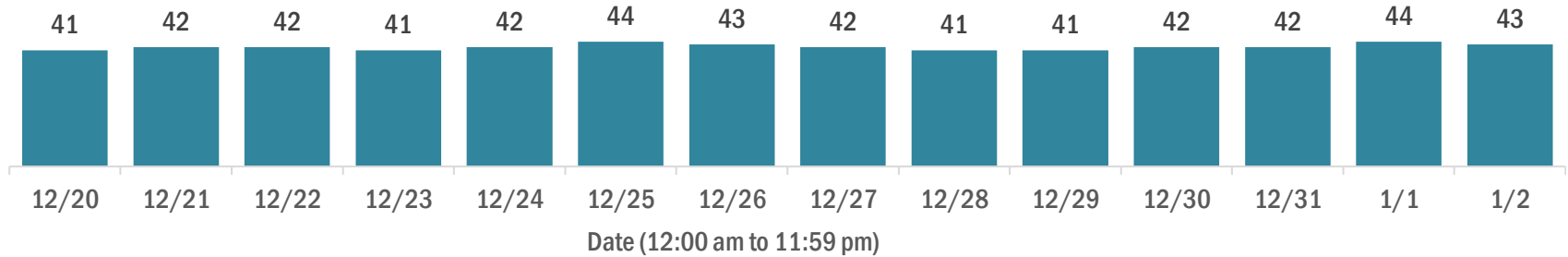
Data in this report are provisional and subject to change.

## Cases in Florida residents per day for the past 2 weeks

Number of cases per day



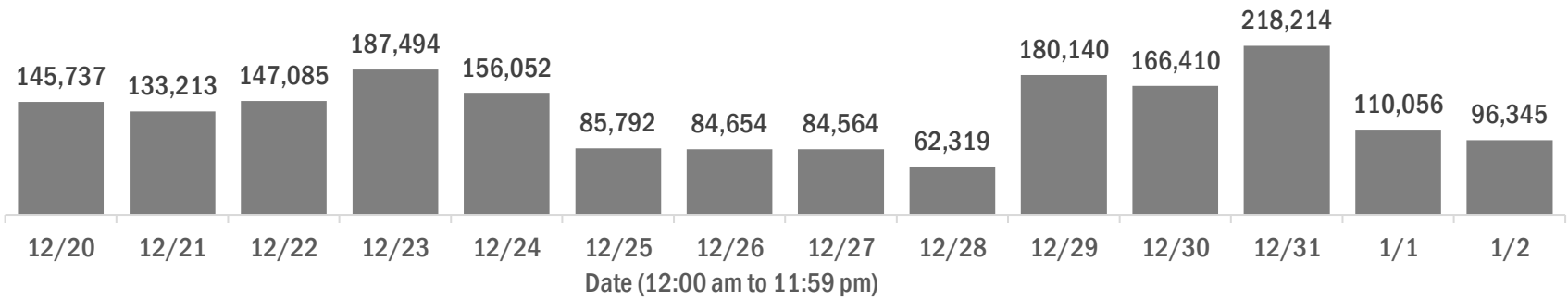
Median age of cases by day



## Laboratory testing for Florida residents over the past 2 weeks

### Number of Florida residents tested per day

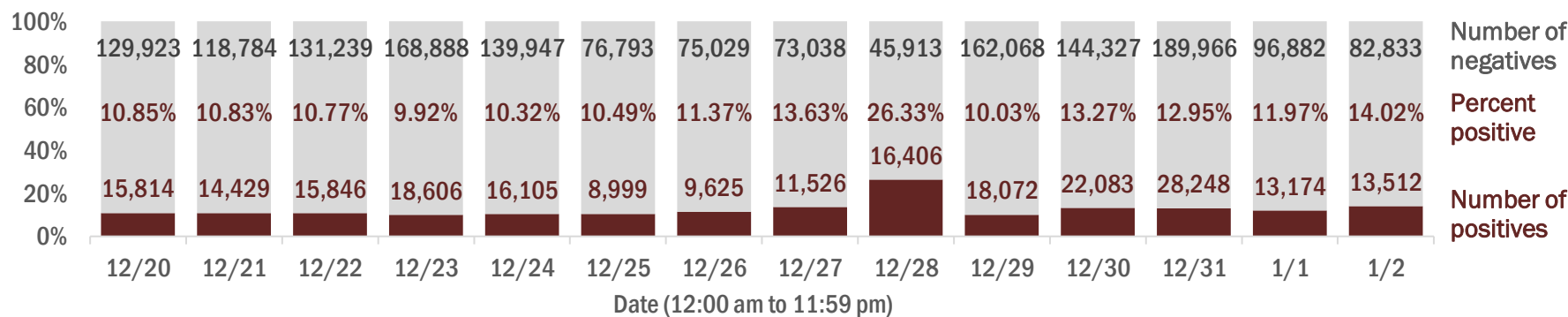
These counts include the number of people for whom the Department received PCR or antigen laboratory results by day. People tested on multiple days will be included for each day a new result was received. A person is only counted once for each day they are tested, regardless of whether multiple specimens are tested or multiple results are received.



### Number and percent of Florida residents with positive test results

The percent of positive results ranged from 9.92% to 26.33% over the past 2 weeks and was 14.02% yesterday.

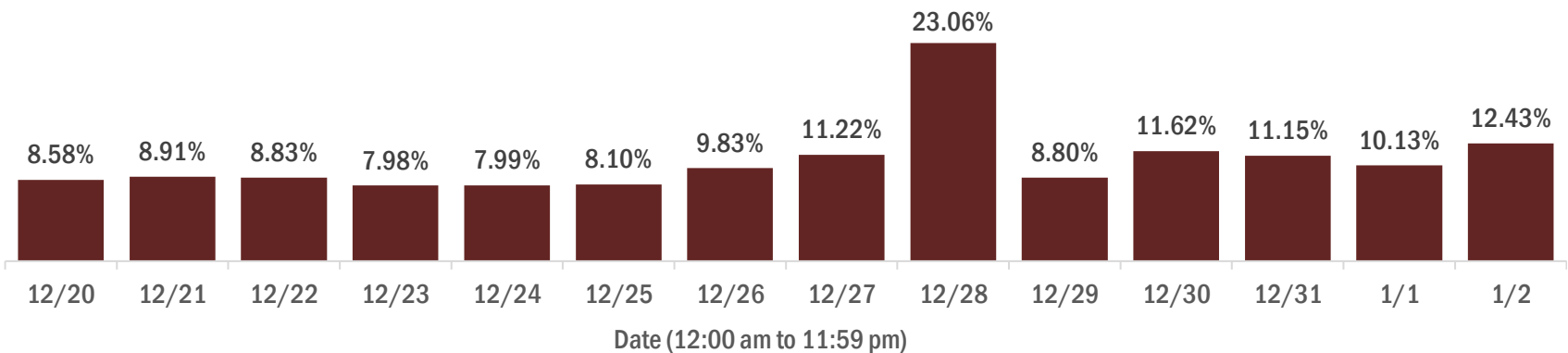
These counts include the number of people for whom the Department received PCR or antigen laboratory results by day. People tested on multiple days will be included for each day a new result was received. A person is only counted once for each day they are tested, regardless of whether multiple specimens are tested or multiple results are received. If a person has a positive specimen and a negative specimen in the same day, only the positive result is counted.



### Percent positivity for new cases in Florida residents

The percent of positive results ranged from 7.98% to 23.06% over the past 2 weeks and was 12.43% yesterday.

This percent is the number of people who test PCR- or antigen-positive for the first time divided by all the people tested that day, excluding people who have previously tested positive.



# COVID-19: characteristics of 1,341,287 Florida resident cases

Data through Jan 2, 2021 verified as of Jan 3, 2021 at 09:25 AM

Data in this report are provisional and subject to change.

Age group	Cases		Hospitalizations		Deaths	
0-4 years	24,156	<div></div> 2%	420	<div></div> 1%	0	<div></div> 0%
5-14 years	71,432	<div></div> 5%	383	<div></div> 1%	5	<div></div> 0%
15-24 years	209,315	<div></div> 16%	1,641	<div></div> 3%	34	<div></div> 0%
25-34 years	239,961	<div></div> 18%	3,322	<div></div> 5%	120	<div></div> 1%
35-44 years	209,914	<div></div> 16%	5,021	<div></div> 8%	358	<div></div> 2%
45-54 years	206,571	<div></div> 15%	7,584	<div></div> 12%	851	<div></div> 4%
55-64 years	176,170	<div></div> 13%	10,965	<div></div> 17%	2,397	<div></div> 11%
65-74 years	110,251	<div></div> 8%	12,911	<div></div> 20%	4,651	<div></div> 21%
75-84 years	61,612	<div></div> 5%	12,503	<div></div> 20%	6,582	<div></div> 30%
85+ years	30,768	<div></div> 2%	8,577	<div></div> 14%	6,989	<div></div> 32%
Unknown	1,137	<div></div> 0%	5	<div></div> 0%	0	<div></div> 0%
Total	1,341,287		63,332		21,987	

Gender	Cases	
Female	696,457	<div></div> 52%
Male	635,639	<div></div> 47%
Unknown	9,191	<div></div> 1%
Total	1,341,287	

Ethnicity	Cases		Hospitalizations		Deaths	
Hispanic	420,095	<div></div> 31%	16,850	<div></div> 27%	5,315	<div></div> 24%
Non-Hispanic	619,282	<div></div> 46%	43,255	<div></div> 68%	15,153	<div></div> 69%
Unknown	301,910	<div></div> 23%	3,227	<div></div> 5%	1,519	<div></div> 7%
Total	1,341,287		63,332		21,987	

Race and ethnicity	Cases		Hospitalizations		Deaths	
White	717,943	<div></div> 54%	40,373	<div></div> 64%	15,743	<div></div> 72%
Hispanic	279,113	<div></div> 21%	11,853	<div></div> 19%	4,212	<div></div> 19%
Non-Hispanic	386,367	<div></div> 29%	27,223	<div></div> 43%	10,800	<div></div> 49%
Unknown	52,463	<div></div> 4%	1,297	<div></div> 2%	731	<div></div> 3%
Black	177,671	<div></div> 13%	13,652	<div></div> 22%	3,783	<div></div> 17%
Hispanic	9,947	<div></div> 1%	559	<div></div> 1%	144	<div></div> 1%
Non-Hispanic	152,613	<div></div> 11%	12,797	<div></div> 20%	3,498	<div></div> 16%
Unknown	15,111	<div></div> 1%	296	<div></div> 0%	141	<div></div> 1%
Other race	189,535	<div></div> 14%	7,350	<div></div> 12%	1,758	<div></div> 8%
Hispanic	96,938	<div></div> 7%	4,009	<div></div> 6%	818	<div></div> 4%
Non-Hispanic	64,593	<div></div> 5%	3,016	<div></div> 5%	785	<div></div> 4%
Unknown	28,004	<div></div> 2%	325	<div></div> 1%	155	<div></div> 1%
Unknown race	256,138	<div></div> 19%	1,957	<div></div> 3%	703	<div></div> 3%
Hispanic	34,097	<div></div> 3%	429	<div></div> 1%	141	<div></div> 1%
Non-Hispanic	15,709	<div></div> 1%	219	<div></div> 0%	70	<div></div> 0%
Unknown	206,332	<div></div> 15%	1,309	<div></div> 2%	492	<div></div> 2%
Total	1,341,287		63,332		21,987	

**Hospitalization** counts include anyone who was hospitalized at some point during their illness. It does not reflect the number of people currently hospitalized. **Other race** includes any person with a race of American Indian/Alaskan native, Asian, native Hawaiian/Pacific Islander, or other.

# COVID-19: deaths in Florida residents and staff of long-term care facilities

Data through Jan 2, 2021 verified as of Jan 3, 2021 at 09:25 AM

Data in this report are provisional and subject to change.

For current cases in residents or staff of long-term care facilities, please visit: <https://floridahealthcovid19.gov/>

County	Deaths		County	Deaths		County	Deaths	
Dade	910	<div></div> 11%	Hernando	120	<div></div> 1%	Gilchrist	15	<div></div> 0%
Palm Beach	832	<div></div> 10%	Lake	119	<div></div> 1%	Calhoun	12	<div></div> 0%
Pinellas	689	<div></div> 8%	Osceola	104	<div></div> 1%	Gadsden	12	<div></div> 0%
Broward	515	<div></div> 6%	Charlotte	98	<div></div> 1%	Washington	12	<div></div> 0%
Hillsborough	450	<div></div> 5%	Indian River	80	<div></div> 1%	Jefferson	10	<div></div> 0%
Polk	364	<div></div> 4%	Jackson	78	<div></div> 1%	Baker	9	<div></div> 0%
Lee	294	<div></div> 4%	Clay	77	<div></div> 1%	Gulf	9	<div></div> 0%
Brevard	293	<div></div> 4%	Leon	63	<div></div> 1%	Lafayette	9	<div></div> 0%
Sarasota	285	<div></div> 3%	Suwannee	58	<div></div> 1%	Holmes	8	<div></div> 0%
Duval	276	<div></div> 3%	St. Johns	53	<div></div> 1%	Desoto	5	<div></div> 0%
Orange	256	<div></div> 3%	Bay	52	<div></div> 1%	Bradford	4	<div></div> 0%
Volusia	207	<div></div> 3%	Highlands	52	<div></div> 1%	Levy	4	<div></div> 0%
St. Lucie	198	<div></div> 2%	Alachua	40	<div></div> 0%	Flagler	3	<div></div> 0%
Marion	193	<div></div> 2%	Columbia	38	<div></div> 0%	Monroe	3	<div></div> 0%
Seminole	187	<div></div> 2%	Sumter	33	<div></div> 0%	Taylor	3	<div></div> 0%
Escambia	168	<div></div> 2%	Nassau	28	<div></div> 0%	Hardee	2	<div></div> 0%
Manatee	154	<div></div> 2%	Santa Rosa	25	<div></div> 0%	Wakulla	2	<div></div> 0%
Pasco	148	<div></div> 2%	Hendry	20	<div></div> 0%	Dixie	1	<div></div> 0%
Collier	147	<div></div> 2%	Putnam	20	<div></div> 0%	Liberty	1	<div></div> 0%
Martin	129	<div></div> 2%	Walton	19	<div></div> 0%	Total	8,280	
Citrus	126	<div></div> 2%	Madison	18	<div></div> 0%			
Okaloosa	124	<div></div> 1%	Okeechobee	16	<div></div> 0%			

**Note:** cases are summarized by the county of usual residence. Residents and staff may be cases associated with facilities that are not in their county of usual residence, resulting in cases being included below for counties that do not have facilities with known cases.

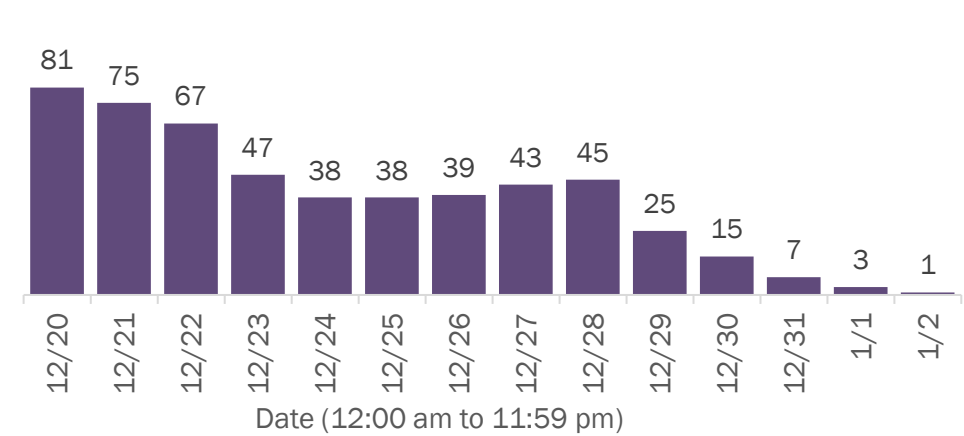
# COVID-19: cases in Florida residents who have died

Data through Jan 2, 2021 verified as of Jan 3, 2021 at 09:25 AM

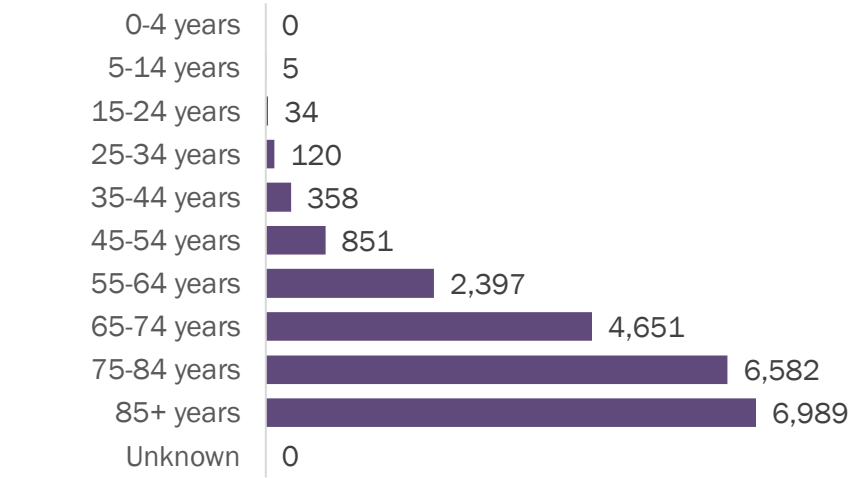
Data in this report are provisional and subject to change.

Demographics for all identified COVID-19 deaths: 21,987

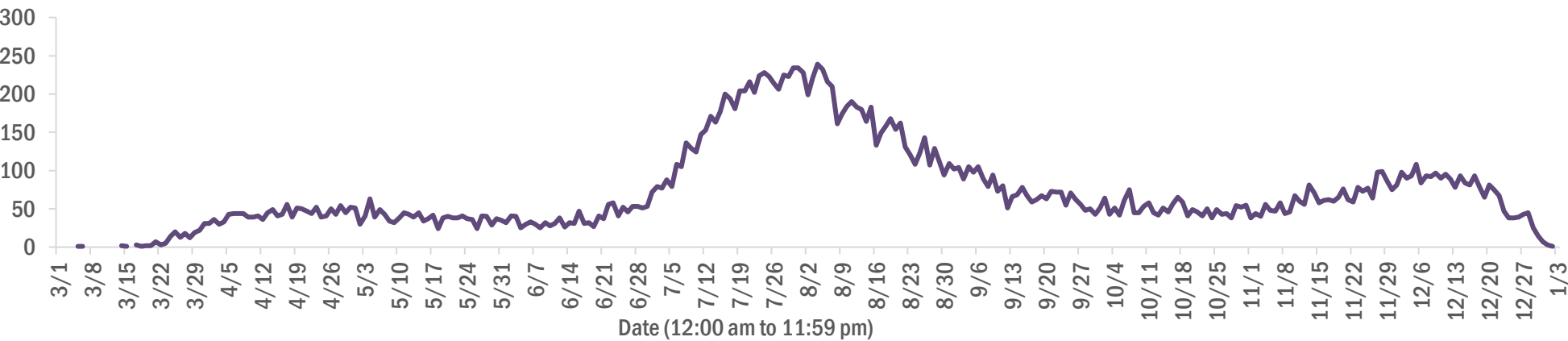
Deaths by date of death for the past 2 weeks



Deaths by age group



Deaths by date of death since March 2020



Age group	Deaths	Cases	Case fatality rate	Mortality rate per 100,000 population
0-4 years	0	24,156	0.0%	0.0
5-14 years	5	71,432	0.0%	0.2
15-24 years	34	209,315	0.0%	1.4
25-34 years	120	239,961	0.1%	4.2
35-44 years	358	209,914	0.2%	13.7
45-54 years	851	206,571	0.4%	30.5
55-64 years	2,397	176,170	1.4%	82.9
65-74 years	4,651	110,251	4.2%	191.7
75-84 years	6,582	61,612	10.7%	468.7
85+ years	6,989	30,768	22.7%	1210.1
Unknown	0	1,137	0.0%	
Total	21,987	1,341,287	1.6%	101.8

Gender	Deaths	Cases	Case fatality rate	Mortality rate per 100,000 population
Female	9,685	696,457	1.4%	87.7
Male	12,302	635,639	1.9%	116.5
Unknown	0	9,191	0.0%	
Total	21,987	1,341,287	1.6%	101.8

Race	Deaths	Cases	Case fatality rate	Mortality rate per 100,000 population
White	15,743	717,943	2.2%	94.3
Black	3,783	177,671	2.1%	103.4
Other	1,758	189,535	0.9%	141.3
Unknown	703	256,138	0.3%	
Total	21,987	1,341,287	1.6%	101.8

Ethnicity	Deaths	Cases	Case fatality rate	Mortality rate per 100,000 population
Non-Hispanic	15,153	619,282	2.4%	95.2
Hispanic	5,315	420,095	1.3%	93.6
Unknown	1,519	301,910	0.5%	
Total	21,987	1,341,287	1.6%	101.8

# COVID-19: characteristics of 1,365,436 cases

Data through Jan 2, 2021 verified as of Jan 3, 2021 at 09:25 AM

Data in this report are provisional and subject to change.

Tables below include cases in Florida residents and non-Florida residents.

All 67 Florida counties have cases:

County	FL resident cases		Non-FL resident cases	Total cases	FL resident deaths	FL death rate
Dade	302,165	<div></div> 23%	3,569	305,734	4,251	1.4%
Broward	139,396	<div></div> 10%	1,614	141,010	1,872	1.3%
Palm Beach	84,215	<div></div> 6%	1,264	85,479	1,909	2.3%
Hillsborough	79,289	<div></div> 6%	746	80,035	1,090	1.4%
Orange	78,297	<div></div> 6%	868	79,165	750	1.0%
Duval	62,749	<div></div> 5%	994	63,743	741	1.2%
Pinellas	45,783	<div></div> 3%	1,077	46,860	1,066	2.3%
Lee	40,720	<div></div> 3%	1,196	41,916	675	1.7%
Polk	38,590	<div></div> 3%	253	38,843	791	2.0%
Osceola	25,779	<div></div> 2%	444	26,223	291	1.1%
Escambia	20,699	<div></div> 2%	2,507	23,206	383	1.9%
Volusia	22,729	<div></div> 2%	349	23,078	455	2.0%
Collier	22,474	<div></div> 2%	596	23,070	339	1.5%
Manatee	22,528	<div></div> 2%	392	22,920	435	1.9%
Pasco	22,660	<div></div> 2%	219	22,879	391	1.7%
Brevard	21,370	<div></div> 2%	270	21,640	525	2.5%
Leon	19,471	<div></div> 1%	623	20,094	176	0.9%
Sarasota	18,610	<div></div> 1%	661	19,271	512	2.8%
Seminole	18,581	<div></div> 1%	145	18,726	316	1.7%
Marion	18,487	<div></div> 1%	124	18,611	480	2.6%
Alachua	16,157	<div></div> 1%	178	16,335	133	0.8%
Lake	16,064	<div></div> 1%	197	16,261	308	1.9%
St. Lucie	14,837	<div></div> 1%	84	14,921	409	2.8%
St. Johns	13,555	<div></div> 1%	201	13,756	115	0.8%
Okaloosa	13,076	<div></div> 1%	136	13,212	232	1.8%
Bay	11,765	<div></div> 1%	496	12,261	213	1.8%
Clay	11,762	<div></div> 1%	36	11,798	188	1.6%
Santa Rosa	11,509	<div></div> 1%	147	11,656	130	1.1%
Martin	7,918	<div></div> 1%	126	8,044	210	2.7%
Charlotte	7,639	<div></div> 1%	88	7,727	238	3.1%
Hernando	7,623	<div></div> 1%	54	7,677	281	3.7%
Indian River	7,192	<div></div> 1%	68	7,260	162	2.3%
Citrus	6,856	<div></div> 1%	47	6,903	283	4.1%
Columbia	6,141	<div></div> 0%	27	6,168	119	1.9%
Sumter	5,307	<div></div> 0%	43	5,350	122	2.3%

County	FL resident cases		Non-FL resident cases	Total cases	FL resident deaths	FL death rate
Highlands	5,082	<div></div> 0%	53	5,135	206	4.1%
Walton	4,562	<div></div> 0%	510	5,072	50	1.1%
Nassau	4,719	<div></div> 0%	322	5,041	66	1.4%
Jackson	4,696	<div></div> 0%	58	4,754	120	2.6%
Monroe	4,152	<div></div> 0%	198	4,350	35	0.8%
Suwannee	4,135	<div></div> 0%	25	4,160	97	2.3%
Putnam	4,137	<div></div> 0%	12	4,149	76	1.8%
Gadsden	4,093	<div></div> 0%	13	4,106	60	1.5%
Flagler	3,890	<div></div> 0%	41	3,931	48	1.2%
Hendry	3,377	<div></div> 0%	15	3,392	49	1.5%
Unknown	236	<div></div> 0%	2,829	3,065	0	0.0%
Desoto	2,932	<div></div> 0%	14	2,946	58	2.0%
Baker	2,533	<div></div> 0%	11	2,544	36	1.4%
Okeechobee	2,482	<div></div> 0%	21	2,503	51	2.1%
Bradford	2,227	<div></div> 0%	8	2,235	23	1.0%
Wakulla	2,185	<div></div> 0%	9	2,194	25	1.1%
Hardee	2,148	<div></div> 0%	8	2,156	20	0.9%
Washington	2,011	<div></div> 0%	19	2,030	30	1.5%
Taylor	2,014	<div></div> 0%	4	2,018	26	1.3%
Levy	1,928	<div></div> 0%	10	1,938	20	1.0%
Holmes	1,706	<div></div> 0%	29	1,735	27	1.6%
Madison	1,554	<div></div> 0%	20	1,574	33	2.1%
Union	1,480	<div></div> 0%	0	1,480	65	4.4%
Lafayette	1,436	<div></div> 0%	0	1,436	22	1.5%
Gulf	1,341	<div></div> 0%	18	1,359	27	2.0%
Hamilton	1,285	<div></div> 0%	14	1,299	15	1.2%
Calhoun	1,276	<div></div> 0%	2	1,278	29	2.3%
Dixie	1,151	<div></div> 0%	3	1,154	11	1.0%
Gilchrist	1,039	<div></div> 0%	1	1,040	25	2.4%
Jefferson	1,016	<div></div> 0%	20	1,036	17	1.7%
Franklin	928	<div></div> 0%	20	948	4	0.4%
Glades	779	<div></div> 0%	2	781	11	1.4%
Liberty	764	<div></div> 0%	1	765	14	1.8%
Total	1,341,287		24,149	1,365,436	21,987	1.6%



# COVID-19: characteristics of 1,341,287 Florida resident cases

Data through Jan 2, 2021 verified as of Jan 3, 2021 at 09:25 AM

Data in this report are provisional and subject to change.

The table below includes the cities and counties of residence for cases in Florida residents based on the patient's ZIP Code. Note that city is not always received as part of the initial notification and may be missing while the case is being investigated.

City and county	Cases
Miami, Dade	175,372
Jacksonville, Duval	58,768
Orlando, Orange	58,461
Tampa, Hillsborough	46,892
Hialeah, Dade	42,613
Fort Lauderdale, Broward	31,082
Hollywood, Broward	26,895
West Palm Beach, Palm Beach	20,510
Kissimmee, Osceola	19,806
Tallahassee, Leon	18,573
Naples, Collier	18,567
Homestead, Dade	17,774
Saint Petersburg, Pinellas	17,142
Pensacola, Escambia	17,007
Fort Myers, Lee	16,081
Bradenton, Manatee	14,904
Boca Raton, Palm Beach	14,473
Pompano Beach, Broward	14,259
Ocala, Marion	13,877
Lakeland, Polk	13,727
Gainesville, Alachua	13,084
Sarasota, Sarasota	11,668
Lake Worth, Palm Beach	10,451
Cape Coral, Lee	10,140
Port Saint Lucie, St. Lucie	9,672
Miramar, Broward	8,994
Clearwater, Pinellas	8,988
Miami Beach, Dade	8,458
Boynton Beach, Palm Beach	8,051
Miami Gardens, Dade	7,889
Panama City, Bay	7,518
Coral Springs, Broward	7,483
Doral, Dade	7,316
Saint Augustine, St. Johns	7,273
Melbourne, Brevard	6,567
Lehigh Acres, Lee	6,493
Winter Haven, Polk	6,481
Delray Beach, Palm Beach	6,348
Davie, Broward	5,894
Riverview, Hillsborough	5,810
Milton, Santa Rosa	5,685
Lake City, Columbia	5,668
Vero Beach, Indian River	5,510
Sunrise, Broward	5,355
Coral Gables, Dade	5,241
New Port Richey, Pasco	5,138
Fort Pierce, St. Lucie	5,083
Saint Cloud, Osceola	5,008
Largo, Pinellas	4,992
Orange Park, Clay	4,829
Daytona Beach, Volusia	4,823
Palm Bay, Brevard	4,769
Plantation, Broward	4,634
Apopka, Orange	4,623
Brandon, Hillsborough	4,586
Spring Hill, Hernando	4,471
North Miami Beach, Dade	4,437
Plant City, Hillsborough	4,339
Clermont, Lake	4,314

# COVID-19: characteristics of 1,341,287 Florida resident cases

Data through Jan 2, 2021 verified as of Jan 3, 2021 at 09:25 AM

Data in this report are provisional and subject to change.

The table below includes the cities and counties of residence for cases in Florida residents based on the patient's ZIP Code. Note that city is not always received as part of the initial notification and may be missing while the case is being investigated.

City and county	Cases
Weston, Broward	4,299
Jupiter, Palm Beach	4,107
Sanford, Seminole	4,081
Deerfield Beach, Broward	4,064
Deltona, Volusia	3,900
Davenport, Polk	3,850
Port Charlotte, Charlotte	3,822
Stuart, Martin	3,795
Fort Walton Beach, Okaloosa	3,771
Miami Lakes, Dade	3,752
Winter Garden, Orange	3,663
Tamarac, Broward	3,592
Crestview, Okaloosa	3,385
Land O Lakes, Pasco	3,314
Wesley Chapel, Pasco	3,295
Live Oak, Suwannee	3,281
Palm Coast, Flagler	3,272
Opa Locka, Dade	3,246
Coconut Creek, Broward	3,244
Palm Beach Gardens, Palm Beach	3,236
Palmetto, Manatee	3,232
Deland, Volusia	3,208
Winter Park, Orange	3,149
Margate, Broward	3,116
Palm Harbor, Pinellas	3,078
Oviedo, Seminole	3,004
Wellington, Palm Beach	2,945
Immokalee, Collier	2,865
Arcadia, Desoto	2,856
Middleburg, Clay	2,832
Altamonte Springs, Seminole	2,817
Lutz, Hillsborough	2,787
Punta Gorda, Charlotte	2,767
Venice, Sarasota	2,752
Cutler Ridge, Dade	2,740
Sebring, Highlands	2,730
Hallandale, Broward	2,723
Brooksville, Hernando	2,720
North Port, Sarasota	2,709
Haines City, Polk	2,695
Leesburg, Lake	2,590
Ocoee, Orange	2,579
Valrico, Hillsborough	2,553
Bonita Springs, Lee	2,530
Pembroke Pines, Broward	2,525
Seminole, Pinellas	2,490
Port Orange, Volusia	2,477
Okeechobee, Okeechobee	2,471
Saint Johns, St. Johns	2,436
Zephyrhills, Pasco	2,352
Navarre, Santa Rosa	2,285
Key West, Monroe	2,283
North Lauderdale, Broward	2,274
Pinellas Park, Pinellas	2,260
North Miami, Dade	2,260
Ruskin, Hillsborough	2,259
Lake Worth Beach, Palm Beach	2,250
The Villages, Sumter	2,242
Ormond Beach, Volusia	2,216



# COVID-19: characteristics of 1,341,287 Florida resident cases

Data through Jan 2, 2021 verified as of Jan 3, 2021 at 09:25 AM

Data in this report are provisional and subject to change.

The table below includes the cities and counties of residence for cases in Florida residents based on the patient's ZIP Code. Note that city is not always received as part of the initial notification and may be missing while the case is being investigated.

City and county	Cases
Longwood, Seminole	2,208
Jacksonville Beach, Duval	2,178
Windermere, Orange	2,170
Niceville, Okaloosa	2,125
Quincy, Gadsden	2,113
Gulf Breeze, Santa Rosa	2,064
Cantonment, Escambia	2,021
Crawfordville, Wakulla	1,990
Bartow, Polk	1,972
Hudson, Pasco	1,967
Palatka, Putnam	1,957
Dade City, Pasco	1,939
Casselberry, Seminole	1,922
Oakland Park, Broward	1,920
Cocoa, Brevard	1,897
Perry, Taylor	1,885
Green Cove Springs, Clay	1,877
Clewiston, Hendry	1,827
Panama City Beach, Bay	1,822
Marianna, Jackson	1,808
North Fort Myers, Lee	1,792
Port Richey, Pasco	1,782
Fernandina Beach, Nassau	1,746
Ponte Vedra Beach, St. Johns	1,732
Kissimmee, Polk	1,719
Auburndale, Polk	1,711
Lake Mary, Seminole	1,704
Royal Palm Beach, Palm Beach	1,669
Tarpon Springs, Pinellas	1,659
Inverness, Citrus	1,644
Aventura, Dade	1,642
Lynn Haven, Bay	1,623
Chipley, Washington	1,593
Winter Springs, Seminole	1,573
Defuniak Springs, Walton	1,573
Wimauma, Hillsborough	1,532
New Smyrna Beach, Volusia	1,531
Lake Wales, Polk	1,521
Belle Glade, Palm Beach	1,517
Titusville, Brevard	1,502
Santa Rosa Beach, Walton	1,499
Starke, Bradford	1,497
Esterro, Lee	1,493
Fleming Island, Clay	1,475
Merritt Island, Brevard	1,461
Parkland, Broward	1,456
Cooper City, Broward	1,447
Labelle, Hendry	1,445
Dunedin, Pinellas	1,429
Coconut Grove, Dade	1,418
Crossings, Dade	1,418
Mayo, Lafayette	1,416
Missing, Dade	1,412
Loxahatchee, Palm Beach	1,399
Holiday, Pasco	1,369
Sarasota, Manatee	1,363
Destin, Okaloosa	1,353
Key Biscayne, Dade	1,353
Eustis, Lake	1,352

# COVID-19: characteristics of 1,341,287 Florida resident cases

Data through Jan 2, 2021 verified as of Jan 3, 2021 at 09:25 AM

Data in this report are provisional and subject to change.

The table below includes the cities and counties of residence for cases in Florida residents based on the patient's ZIP Code. Note that city is not always received as part of the initial notification and may be missing while the case is being investigated.

City and county	Cases
Carol City, Dade	1,350
Parrish, Manatee	1,327
Avon Park, Highlands	1,321
Palm City, Martin	1,303
Mulberry, Polk	1,280
Mount Dora, Lake	1,263
Seffner, Hillsborough	1,255
Wauchula, Hardee	1,252
Bonifay, Holmes	1,237
Odessa, Hillsborough	1,229
Tavares, Lake	1,217
Riviera Beach, Palm Beach	1,211
Rockledge, Brevard	1,193
Biscayne Park, Dade	1,164
Macclenny, Baker	1,162
Lake Butler, Union	1,109
Crystal River, Citrus	1,103
Groveland, Lake	1,097
Summerfield, Marion	1,086
Orange City, Volusia	1,078
Yulee, Nassau	1,073
Indiantown, Martin	1,071
Maitland, Orange	1,069
Florida City, Dade	1,059
Madison, Madison	1,058
Graceville, Jackson	1,049
Century, Escambia	1,027
Lithia, Hillsborough	1,018
Ponte Vedra, St. Johns	991
Pinecrest, Dade	990
Homosassa, Citrus	988
Callahan, Nassau	971
Dania, Broward	966
El Portal, Dade	953
Gibsonton, Hillsborough	953
Sebastian, Indian River	948
Atlantic Beach, Duval	947
Lake Placid, Highlands	947
Monticello, Jefferson	937
Dover, Hillsborough	937
Hobe Sound, Martin	926
Lady Lake, Lake	909
Pace, Santa Rosa	893
Apollo Beach, Hillsborough	892
Everglades National Park, Dade	878
Jasper, Hamilton	876
Palmetto Bay, Dade	861
Oldsmar, Pinellas	859
Blountstown, Calhoun	854
Sun City Center, Hillsborough	852
Alachua, Alachua	848
Palm Springs, Palm Beach	841
Sanderson, Baker	839
Dunnellon, Marion	825
Lecanto, Citrus	821
Lantana, Palm Beach	792
North Palm Beach, Palm Beach	789
Havana, Gadsden	786
South Miami, Dade	778

# COVID-19: characteristics of 1,341,287 Florida resident cases

Data through Jan 2, 2021 verified as of Jan 3, 2021 at 09:25 AM

Data in this report are provisional and subject to change.

The table below includes the cities and counties of residence for cases in Florida residents based on the patient's ZIP Code. Note that city is not always received as part of the initial notification and may be missing while the case is being investigated.

City and county	Cases
Debary, Volusia	777
Coleman, Sumter	774
Edgewater, Volusia	763
Newberry, Alachua	753
Wewahitchka, Gulf	744
Bellevue, Marion	737
Trenton, Gilchrist	736
Moore Haven, Glades	732
Jensen Beach, Martin	708
Freeport, Walton	704
Olympia Heights, Dade	704
Wildwood, Sumter	704
Uleta, Dade	704
Hilliard, Nassau	703
Ellenton, Manatee	692
Safety Harbor, Pinellas	684
Coral, Dade	678
Beverly Hills, Citrus	678
Williston, Levy	676
Keystone Heights, Clay	675
Satellite Beach, Brevard	673
Frostproof, Polk	669
Lauderhill, Broward	665
Fellsmere, Indian River	659
Fisher Island, Dade	657
Cross City, Dixie	648
Chattahoochee, Gadsden	635
Wilton Manors, Broward	629
Bristol, Liberty	628
Mary Esther, Okaloosa	622
Hernando, Citrus	620
Nokomis, Sarasota	620
South Bay, Palm Beach	613
Shalimar, Okaloosa	608
Polk City, Polk	601
Pahokee, Palm Beach	601
Dunnellon, Citrus	596
Key Largo, Monroe	593
Lauderdale Lakes, Broward	590
Englewood, Charlotte	586
Bushnell, Sumter	580
Medley, Dade	577
Port Saint Joe, Gulf	574
Marco Island, Collier	566
Lawtey, Bradford	554
Crescent City, Putnam	543
Glen Saint Mary, Baker	529
Fort Meade, Polk	524
Bowling Green, Hardee	523
Englewood, Sarasota	518
Chiefland, Levy	507
Miramar Beach, Walton	496
Indialantic, Brevard	483
Neptune Beach, Duval	473
Southwest Ranches, Broward	471
Interlachen, Putnam	468
Old Town, Dixie	467
High Springs, Alachua	466
Cocoa Beach, Brevard	465

# COVID-19: characteristics of 1,341,287 Florida resident cases

Data through Jan 2, 2021 verified as of Jan 3, 2021 at 09:25 AM

Data in this report are provisional and subject to change.

The table below includes the cities and counties of residence for cases in Florida residents based on the patient's ZIP Code. Note that city is not always received as part of the initial notification and may be missing while the case is being investigated.

City and county	Cases
Thonotosassa, Hillsborough	464
Carrabelle, Franklin	462
Spring Hill, Pasco	460
Marathon, Monroe	460
Jacksonville, St. Johns	447
Lake Alfred, Polk	443
Minneola, Lake	440
Sneads, Jackson	440
Sweetwater, Dade	438
Sorrento, Lake	436
Trinity, Pasco	429
Bronson, Levy	429
Fruitland Park, Lake	427
Fort White, Columbia	424
Fort Myers Beach, Lee	421
Belle Isle, Orange	410
Baker, Okaloosa	387
Clearwater Beach, Pinellas	385
Centerville, Leon	377
West Melbourne, Brevard	374
Florida State University, Leon	374
Cottdonale, Jackson	363
Mascotte, Lake	362
Palm Beach, Palm Beach	353
Gulfport, Pinellas	352
Weeki Wachee, Hernando	348
Umatilla, Lake	347
Oakland, Orange	346
Raiford, Union	340
Zolfo Springs, Hardee	335
South Daytona, Volusia	331
Rotunda West, Charlotte	331
Midway, Gadsden	325
Citra, Marion	324
Silver Springs, Marion	324
Bunnell, Flagler	324
Jay, Santa Rosa	321
Oxford, Sumter	314
Hawthorne, Alachua	307
Myakka City, Manatee	302
Branford, Suwannee	297
Malone, Jackson	296
Altha, Calhoun	294
Youngstown, Bay	289
Bell, Gilchrist	281
Haverhill, Palm Beach	280
Alva, Lee	280
Molino, Escambia	280
Surfside, Dade	278
Melbourne Beach, Brevard	277
Lehigh, Lee	276
Tavernier, Monroe	273
Ocklawaha, Marion	271
Celebration, Osceola	268
Pierson, Volusia	268
Flagler Beach, Flagler	267
De Leon Springs, Volusia	263
Hastings, St. Johns	262
Cape Canaveral, Brevard	261

# COVID-19: characteristics of 1,341,287 Florida resident cases

Data through Jan 2, 2021 verified as of Jan 3, 2021 at 09:25 AM

Data in this report are provisional and subject to change.

The table below includes the cities and counties of residence for cases in Florida residents based on the patient's ZIP Code. Note that city is not always received as part of the initial notification and may be missing while the case is being investigated.

City and county	Cases
Grand Ridge, Jackson	258
Indian Harbour Beach, Brevard	257
East Palatka, Putnam	252
Apalachicola, Franklin	250
Winter Park, Seminole	250
Eagle Lake, Polk	250
Greenville, Madison	249
Jennings, Hamilton	247
Archer, Alachua	243
Lake Park, Palm Beach	243
Osprey, Sarasota	243
Dundee, Polk	241
Holly Hill, Volusia	237
Mims, Brevard	235
Ave Maria, Collier	229
Orlando, Osceola	229
Westville, Holmes	227
Missing, Orange	226
O Brien, Suwannee	225
Tequesta, Palm Beach	221
Chuluota, Seminole	220
Melrose, Putnam	219
Webster, Sumter	218
Bal Harbour, Dade	218
Vernon, Washington	216
Montverde, Lake	216
Floral City, Citrus	216
Greenwood, Jackson	215
Gotha, Orange	208
Kenneth City, Pinellas	208
Missing, Lee	207
Missing, Volusia	205
West Miami, Dade	205
Eastpoint, Franklin	201
Valparaiso, Okaloosa	200
Elkton, St. Johns	197
Satsuma, Putnam	194
Missing, Santa Rosa	194
Edgewood, Orange	192
Orlando, Seminole	192
Ponce De Leon, Holmes	192
San Antonio, Pasco	191
Bay Harbor Islands, Dade	191
South Pasadena, Pinellas	191
Reddick, Marion	188
Malabar, Brevard	187
Grand Island, Lake	185
Indian Rocks Beach, Pinellas	184
Sebastian, Brevard	180
Bryceville, Nassau	178
Laurel Hill, Okaloosa	177
Gretna, Gadsden	177
Eglin Air Force Base, Okaloosa	173
Belleair, Pinellas	173
Alafaya, Orange	167
Missing, Marion	166
Lee, Madison	166
Inlet Beach, Walton	165
Lake Panasoffkee, Sumter	164

# COVID-19: characteristics of 1,341,287 Florida resident cases

Data through Jan 2, 2021 verified as of Jan 3, 2021 at 09:25 AM

Data in this report are provisional and subject to change.

The table below includes the cities and counties of residence for cases in Florida residents based on the patient's ZIP Code. Note that city is not always received as part of the initial notification and may be missing while the case is being investigated.

City and county	Cases
White Springs, Hamilton	161
Wellborn, Suwannee	161
Southport, Bay	157
Orlando, Dade	157
Fort Mccoy, Marion	156
Saint James City, Lee	149
Sanibel, Lee	148
Geneva, Seminole	147
Morriston, Levy	147
Kindred, Osceola	145
Mcdavid, Escambia	144
Anthony, Marion	144
Apopka, Seminole	144
Azalea Park, Orange	143
Hallandale Beach, Broward	141
Mcalpin, Suwannee	140
Holmes Beach, Manatee	139
Alford, Jackson	138
Clair-Mel City, Hillsborough	137
Missing, Palm Beach	136
Howey-In-The-Hills, Lake	134
Longboat Key, Manatee	134
Orlando, Polk	133
University Of Miami, Dade	132
Greenacres, Palm Beach	132
Summerland Key, Monroe	131
Missing, St. Johns	130
Lakewood Ranch, Manatee	130
Missing, Brevard	129
Fountain, Bay	128
Weirsdale, Marion	128
Juno Beach, Palm Beach	128
Fern Park, Seminole	127
Hiawassee, Orange	127
Zellwood, Orange	126
Micanopy, Alachua	124
Hosford, Liberty	122
Bokeelia, Lee	119
Caryville, Washington	118
Astatula, Lake	117
Madeira Beach, Pinellas	116
Lockhart, Orange	115
Babson Park, Polk	115
Center Hill, Sumter	115
Orlando, Broward	115
Islamorada, Monroe	114
Lauderdale By The Sea, Broward	113
Pomona Park, Putnam	113
The Villages, Lake	113
Bay Lake, Orange	111
Matlacha, Lee	111
Poinciana, Polk	111
Holt, Okaloosa	108
Altoona, Lake	104
Viera, Brevard	104
Missing, Duval	102
Orlando, Volusia	102
Orlando, Hillsborough	101
Missing, Pinellas	101



# COVID-19: characteristics of 1,341,287 Florida resident cases

Data through Jan 2, 2021 verified as of Jan 3, 2021 at 09:25 AM

Data in this report are provisional and subject to change.

The table below includes the cities and counties of residence for cases in Florida residents based on the patient's ZIP Code. Note that city is not always received as part of the initial notification and may be missing while the case is being investigated.

City and county	Cases
Carrollwood, Hillsborough	101
Atlantis, Palm Beach	98
Lake Helen, Volusia	98
Mangonia Park, Palm Beach	98
Odessa, Pasco	97
South Fort Myers, Lee	97
Sopchoppy, Wakulla	96
Steinhatchee, Taylor	94
Cloud Lake, Palm Beach	93
Osteen, Volusia	92
Big Pine Key, Monroe	89
Oak Hill, Volusia	88
Citrus Springs, Citrus	88
Missing, Broward	87
Hypoluxo, Palm Beach	87
Placida, Charlotte	86
University Of FI, Alachua	86
Grant-Valkaria, Brevard	85
Temple Terrace, Hillsborough	83
Lady Lake, Sumter	83
Golden Beach, Dade	82
Rocky Point, Hillsborough	82
Cutler Bay, Dade	81
Hollister, Putnam	81
Clarksville, Calhoun	81
Seville, Volusia	80
Baldwin, Duval	80
Sumterville, Sumter	80
Missing, Collier	79
Maitland, Seminole	79
San Mateo, Putnam	79
Panacea, Wakulla	77
Buena Ventura Lakes, Osceola	76
F M, Lee	76
Waldo, Alachua	75
Lake Hamilton, Polk	75
Kendall, Dade	74
Hampton, Bradford	73
Brooker, Bradford	73
Christmas, Orange	72
Belleair Beach, Pinellas	72
Orlando, Palm Beach	72
Avon Park, Polk	71
Orlando, Lake	71
Ponce Inlet, Volusia	71
Missing, Pasco	71
Inglis, Levy	70
Lutz, Pasco	70
Dinsmore, Duval	70
Lamont, Jefferson	68
Hurlburt Field, Okaloosa	67
Callaway, Bay	67
Bascom, Jackson	67
Paisley, Lake	66
Harmony, Osceola	66
Palma Ceia, Hillsborough	65
Florahome, Putnam	65
Tierra Verde, Pinellas	65
Lighthouse Point, Broward	65

# COVID-19: characteristics of 1,341,287 Florida resident cases

Data through Jan 2, 2021 verified as of Jan 3, 2021 at 09:25 AM

Data in this report are provisional and subject to change.

The table below includes the cities and counties of residence for cases in Florida residents based on the patient's ZIP Code. Note that city is not always received as part of the initial notification and may be missing while the case is being investigated.

City and county	Cases
Barefoot Bay, Brevard	64
University Of Central Florida, Orange	64
Missing, Escambia	63
Pinetta, Madison	63
Air Mail Facility, Dade	62
Astor, Lake	62
Eatonville, Orange	61
Stock Island, Monroe	61
Ochopee, Collier	61
Canal Point, Palm Beach	60
University Of South Florida, Hillsborough	60
Bradenton Beach, Manatee	58
The Villages, Marion	58
Bonita Beach, Lee	57
Fruit Cove, St. Johns	57
Crystal Beach, Pinellas	57
Welaka, Putnam	56
Tyndall Air Force Base, Bay	55
Lorida, Highlands	55
Greensboro, Gadsden	54
Ocean Ridge, Palm Beach	53
Fort Denaud, Hendry	53
Missing, Lake	52
Princeton, Dade	51
Saint Pete Beach, Pinellas	50
Patrick Air Force Base, Brevard	50
Kathleen, Polk	49
Orlando, Brevard	49
Boca Grande, Lee	49
Missing, Citrus	46
Sunny Isles Beach, Dade	46
West Park, Broward	46
Campbellton, Jackson	46
Georgetown, Putnam	46
North Venice, Sarasota	45
Felda, Hendry	45
Barry University, Dade	44
Destin, Walton	43
Missing, Hillsborough	43
Florida Gulf Coast Univ, Lee	43
North Redington Beach, Pinellas	43
Palm Beach Shores, Palm Beach	42
Yalaha, Lake	42
Cedar Key, Levy	41
Cinco Bayou, Okaloosa	41
Orlando, Pinellas	41
Sewalls Point, Martin	40
Dania Beach, Broward	40
University Of Tampa, Hillsborough	39
Walnut Hill, Escambia	39
Treasure Island, Pinellas	39
Heathrow, Seminole	39
Missing, Hernando	39
Anna Maria, Manatee	39
Manalapan, Palm Beach	38
Micco, Brevard	36
Missing, Clay	35
Singer Island, Palm Beach	35
Reunion, Osceola	35

# COVID-19: characteristics of 1,341,287 Florida resident cases

Data through Jan 2, 2021 verified as of Jan 3, 2021 at 09:25 AM

Data in this report are provisional and subject to change.

The table below includes the cities and counties of residence for cases in Florida residents based on the patient's ZIP Code. Note that city is not always received as part of the initial notification and may be missing while the case is being investigated.

City and county	Cases
Orlando, Leon	35
Lake Suzy, Desoto	35
Ona, Hardee	35
Miromar Lakes, Lee	34
Northdale, Hillsborough	34
Village Of Wellington, Palm Beach	34
Ebro, Washington	34
Cudjoe Key, Monroe	34
Flemington, Marion	34
Bellview, Escambia	33
Eaton Park, Polk	33
Aloma, Orange	33
Salt Springs, Marion	32
Missing, Seminole	32
Terra Ceia, Manatee	32
Saint Leo, Pasco	32
Mexico Beach, Bay	32
Town N Country, Hillsborough	32
Miami Springs, Dade	32
Highland City, Polk	31
Naranja, Dade	30
Intercession City, Osceola	30
Highland Beach, Palm Beach	30
Miami, Unknown	29
Waverly, Polk	29
Okahumpka, Lake	29
Gulf Breeze, Escambia	29
Missing, Nassau	28
Missing, Sumter	28
Kenansville, Osceola	28
City Of Sunrise, Broward	28
Palm Shores, Brevard	28
Missing, Okaloosa	27
Hialeah Gardens, Dade	27
Bonita Springs, Collier	27
Pensacola Beach, Santa Rosa	27
Missing, Manatee	27
Enterprise, Volusia	27
Florida State, Leon	26
Bay Pines, Pinellas	26
Bagdad, Santa Rosa	26
Jupiter, Martin	26
Kinard, Calhoun	25
South Miami Heights, Dade	25
Winter Garden, Lake	25
Missing, Martin	25
Univ Of FI Student Dorms, Alachua	25
South Palm Beach, Palm Beach	24
Nocatee, Desoto	24
Orlando, Pasco	24
Labelle, Glades	24
Missing, Indian River	24
North Bay Village, Dade	23
Caryville, Holmes	23
Key Colony Beach, Monroe	23
Santa Fe, Alachua	23
Orlando, Duval	23
Pasadena, Pinellas	22
Tioga, Alachua	22

# COVID-19: characteristics of 1,341,287 Florida resident cases

Data through Jan 2, 2021 verified as of Jan 3, 2021 at 09:25 AM

Data in this report are provisional and subject to change.

The table below includes the cities and counties of residence for cases in Florida residents based on the patient's ZIP Code. Note that city is not always received as part of the initial notification and may be missing while the case is being investigated.

City and county	Cases
Lulu, Columbia	22
Florida Dept Of Corrections, Union	22
Penney Farms, Clay	22
University Of Central Fl, Orange	22
Miami Shores, Dade	22
Missing, St. Lucie	22
Chokoloskee, Collier	21
Florida A And M University, Leon	21
Tangerine, Orange	21
Bayonet Point, Pasco	21
Lacoochee, Pasco	20
Fort Lauderdale, Dade	20
Village Wellington, Palm Beach	20
Orlando, Marion	20
La Crosse, Alachua	20
Missing, Polk	20
Duette, Manatee	20
Tice, Lee	20
Green Acres, Palm Beach	19
Palmdale, Glades	19
Hawthorne, Putnam	19
Ponte Vedra, Duval	19
Balm, Hillsborough	19
Goulds, Dade	19
Sun City, Hillsborough	19
Poinciana, Osceola	19
Homosassa Springs, Citrus	19
Earleton, Alachua	18
Stetson University, Volusia	18
Indian Lake Estates, Polk	18
Babcock Ranch, Lee	18
New Smyrna, Volusia	18
Siesta Key, Sarasota	18
Little Torch Key, Monroe	18
Hallandle Beach, Broward	18
Florence Villa, Polk	18
Florida International Univ, Dade	18
University Of Central Florida, Broward	18
Horseshoe Beach, Dixie	18
Homeland, Polk	18
Bayshore Gardens, Manatee	17
Sparr, Marion	17
Sydney, Hillsborough	17
City Of Westlake, Palm Beach	17
Bonifay, Washington	17
Orlando, Alachua	17
Apopka, Lake	17
Dowling Park, Suwannee	17
Perdido Key, Escambia	17
Eloise, Polk	17
Branford, Lafayette	16
Mexico Beach, Gulf	16
Mcintosh, Marion	16
Cortez, Manatee	16
Bradley, Polk	16
West Panama City Beach, Bay	16
Long Key, Monroe	16
Crystal Springs, Pasco	15
Paxton, Walton	15

# COVID-19: characteristics of 1,341,287 Florida resident cases

Data through Jan 2, 2021 verified as of Jan 3, 2021 at 09:25 AM

Data in this report are provisional and subject to change.

The table below includes the cities and counties of residence for cases in Florida residents based on the patient's ZIP Code. Note that city is not always received as part of the initial notification and may be missing while the case is being investigated.

City and county	Cases
Loughman, Polk	15
Graceville, Holmes	15
Maitland, Volusia	15
Sugarloaf Key, Monroe	15
Venus, Highlands	15
Orange Lake, Marion	15
Saint Marks, Wakulla	15
University Of Central Fl, Hillsborough	14
Missing, Osceola	14
Village Of Palmetto Bay, Dade	14
Goodland, Collier	14
Orlando, Manatee	14
Ocoee, Lake	14
Westchase, Hillsborough	14
Mango, Hillsborough	14
Candler, Marion	14
Ridge Manor, Pasco	14
Bostwick, Putnam	14
Champions Gate, Polk	14
Yankeetown, Levy	14
Lealman, Pinellas	14
Winter Park, Polk	14
Everglades City, Collier	13
Wausau, Washington	13
Alturas, Polk	13
Maitland, Polk	13
Orlando, Flagler	13
Gulf Stream, Palm Beach	13
Tallevast, Manatee	13
Orlando, Lee	13
Bonaventure, Broward	13
Wabasso, Indian River	13
White Springs, Columbia	13
Hernando Beach, Hernando	12
Indian River Shores, Indian River	12
Maitland, Osceola	12
Miami, Broward	12
Parker, Bay	12
Pembroke Park, Broward	12
Pine Hills, Orange	12
Golden Oak, Orange	12
Zellwood, Lake	12
Lowell, Marion	12
Murdock, Charlotte	12
Fort Ogden, Desoto	12
Woodville, Leon	12
Wewahitchka, Calhoun	12
Unknown, Dade	11
Saint George Island, Franklin	11
Plymouth, Orange	11
Jensen Beach, St. Lucie	11
Archer, Levy	11
Hollywood, Dade	11
Jacksonville, Unknown	11
Buckingham, Lee	11
Holder, Citrus	11
Greenville, Taylor	11
Florida International University, Dade	11
Mount Dora, Orange	11

# COVID-19: characteristics of 1,341,287 Florida resident cases

Data through Jan 2, 2021 verified as of Jan 3, 2021 at 09:25 AM

Data in this report are provisional and subject to change.

The table below includes the cities and counties of residence for cases in Florida residents based on the patient's ZIP Code. Note that city is not always received as part of the initial notification and may be missing while the case is being investigated.

City and county	Cases
Saint Johns, Duval	11
Rosemary Beach, Walton	10
Pine Castle, Orange	10
Gulf Hammock, Levy	10
Gonzalez, Escambia	10
Lakeshore, Polk	10
Leisure City, Dade	10
Durant, Hillsborough	10
Wahneta, Polk	10
Graham, Bradford	10
Apopka, Volusia	10
Union Park, Orange	10
Passport, Unknown	10
Laud-By-The-Sea, Broward	10
Telogia, Liberty	10
Lake City, Suwannee	10
Trilby, Pasco	10
Fort Charlotte, Charlotte	10
Cottondale, Washington	9
Orlando, Okaloosa	9
Long Boat Key, Manatee	9
Palma Sola, Manatee	9
Westlake, Palm Beach	9
Lake Como, Putnam	9
Trenton, Levy	9
University Park, Manatee	9
Ramrod Key, Monroe	9
Perrine, Dade	9
Laurel Hill, Walton	9
Orlando, Escambia	9
Shady Hills, Pasco	9
Rubonia, Manatee	9
Steinhatchee, Dixie	9
Maxville, Duval	9
Lamont, Madison	9
Pensacola Beach, Escambia	9
Nalcrest, Polk	8
Florida State Univ Admin, Leon	8
Forest City, Seminole	8
Indian Creek Village, Dade	8
Dade City, Hernando	8
Roseland, Indian River	8
Webster, Hernando	8
Orlando, St. Lucie	8
Fanning Springs, Gilchrist	8
Hillsboro Beach, Broward	8
Nichols, Polk	8
Saint Lucie West, St. Lucie	8
Belleair Bluffs, Pinellas	8
Brooksville, Pasco	8
Ferndale, Lake	8
Johns Pass Village, Pinellas	8
Watersound, Walton	8
Otter Creek, Levy	8
Maitland, Hillsborough	8
Hialeah, Unknown	8
Jerome, Collier	8
Innovation, Pasco	7
Citrus Ridge, Indian River	7



# COVID-19: characteristics of 1,341,287 Florida resident cases

Data through Jan 2, 2021 verified as of Jan 3, 2021 at 09:25 AM

Data in this report are provisional and subject to change.

The table below includes the cities and counties of residence for cases in Florida residents based on the patient's ZIP Code. Note that city is not always received as part of the initial notification and may be missing while the case is being investigated.

City and county	Cases
Redington Beach, Pinellas	7
Redington Shores, Pinellas	7
Missing, Sarasota	7
Missing, Taylor	7
Missing, Walton	7
Maitland, Lake	7
Missing, Columbia	7
Pine Ridge, Citrus	7
Choctaw Beach, Okaloosa	7
Lake Monroe, Seminole	7
Orlando, Sarasota	7
Mount Plymouth, Lake	7
Missing, Putnam	7
Evinston, Alachua	7
Suwannee, Dixie	7
Salem, Taylor	7
West Delray Beach, Palm Beach	7
University Of Central Fl, Martin	7
Missing, Monroe	7
Missing, Bay	7
Ozona, Pinellas	7
Orchid, Indian River	6
Lloyd, Jefferson	6
Hutchinson Island, St. Lucie	6
High Springs, Gilchrist	6
Missing, Holmes	6
Morriston, Marion	6
Mayport Naval Station, Duval	6
Lake Butler, Bradford	6
Basinger, Okeechobee	6
Port Saint John, Brevard	6
Seacrest, Walton	6
Orlando, St. Johns	6
Orlando, Hernando	6
Orange Springs, Marion	6
Virginia Gardens, Dade	6
Missing, Unknown	6
N/A, Unknown	6
Palm City, St. Lucie	6
Ocoee, Osceola	6
Switzerland, St. Johns	6
Kissimmee, Orange	6
Lake Buena Vista, Orange	6
Forest City, Orange	6
Sea Ranch Lakes, Broward	6
Ponce De Leon, Walton	6
Winderemere, Orange	6
Daytona Beach Shores, Volusia	6
Deer Island, Lake	5
East Lake, Marion	5
Ebro, Bay	5
Westchester, Dade	5
Davenport, Osceola	5
Apopka, Broward	5
Missing, Highlands	5
Grandin, Putnam	5
Beverly Beach, Flagler	5
Aripeka, Pasco	5
White City, Gulf	5

# COVID-19: characteristics of 1,341,287 Florida resident cases

Data through Jan 2, 2021 verified as of Jan 3, 2021 at 09:25 AM

Data in this report are provisional and subject to change.

The table below includes the cities and counties of residence for cases in Florida residents based on the patient's ZIP Code. Note that city is not always received as part of the initial notification and may be missing while the case is being investigated.

City and county	Cases
Orlando, Charlotte	5
Winter Garden, Seminole	5
Putnam Hall, Putnam	5
Quail Heights, Dade	5
Pass, Unknown	5
River Ranch, Polk	5
Stuart, St. Lucie	5
Winter Park, Broward	5
Niceville, Walton	5
Fairfield, Marion	5
Braden River, Manatee	5
Windermere, Alachua	5
Orlando, Collier	5
Winter Garden, Osceola	5
Briny Breezes, Palm Beach	5
Citrus Hills, Citrus	5
Eatonville, Polk	5
Grant Valkaria, Brevard	5
Lakewood Ranch, Sarasota	5
Longboat Key, Sarasota	5
Kingsley Lake, Bradford	5
Duck Key, Monroe	5
PSI, Unknown	5
Los Angeles, Dade	5
Cypress, Jackson	5
Ybor City, Hillsborough	5
Pensacola, Unknown	4
Copeland, Collier	4
Miccosukee, Leon	4
Keystone Heights, Bradford	4
Fort Lauderdale, Palm Beach	4
Clewiston, Palm Beach	4
Naples, Lee	4
Newberry, Gilchrist	4
Okeechobee, Osceola	4
Miami Gardens, Unknown	4
Missing, Calhoun	4
Bella Collina, Lake	4
Missing, Alachua	4
Missing, Flagler	4
Williston, Marion	4
Saint Augustine, Duval	4
Orlando, Citrus	4
Oneco, Manatee	4
Wakulla Springs, Wakulla	4
Alafaya, Broward	4
Elfers, Pasco	4
Fernandina, Nassau	4
International Service Center, Dade	4
Eau Gallie, Brevard	4
Cross Creek, Alachua	4
Indian Shores, Pinellas	4
Captiva, Lee	4
Loxahatchee Groves, Palm Beach	4
Live Oak, Madison	4
West Bradenton, Manatee	4
Windermere, Leon	4
University Of Central Florida, Brevard	4
Valkaria, Brevard	4

# COVID-19: characteristics of 1,341,287 Florida resident cases

Data through Jan 2, 2021 verified as of Jan 3, 2021 at 09:25 AM

Data in this report are provisional and subject to change.

The table below includes the cities and counties of residence for cases in Florida residents based on the patient's ZIP Code. Note that city is not always received as part of the initial notification and may be missing while the case is being investigated.

City and county	Cases
Saint Augustine Beach, St. Johns	4
Orlando, Columbia	4
Worthington Springs, Union	4
Orlando, Santa Rosa	4
Tampa, Pinellas	4
Shady Grove, Taylor	4
Holt, Santa Rosa	4
Inlet Beach, Bay	4
Maitland, Leon	4
Mayport, Duval	4
Missing, Leon	4
Milton, Escambia	4
Orlando, Highlands	4
Glen Ridge, Palm Beach	4
Goldenrod, Seminole	4
Scottsmoor, Brevard	4
Wildlight, Nassau	4
Orlando, Bay	4
Barberville, Volusia	4
Grove City, Charlotte	4
Maitland, Pasco	3
Los Angeles, Broward	3
Melrose, Bradford	3
Margate, Unknown	3
Alys Beach, Bay	3
Eglin, Okaloosa	3
Port Salerno, Martin	3
Winter Garden, Polk	3
University Of Central Florida, Palm Beach	3
University Of Central Florida, Pinellas	3
Winter Park, Lake	3
Woodside, Broward	3
Pp, Unknown	3
Labelle, Lee	3
Apopka, Osceola	3
Brewton, Escambia	3
Ocoee, Broward	3
Missing, Hendry	3
Jacksonville, Clay	3
Apopka, Dade	3
Bonifay, Jackson	3
Sunny Hills, Washington	3
Orlando, Union	3
Winter Park, Alachua	3
Winter Park, Leon	3
Winter Park, Osceola	3
Orlando, Indian River	3
Orlando, Martin	3
Punta Gorda, Lee	3
Saint Augusaintine Beach, St. Johns	3
Windermere, Seminole	3
Village Of Golf, Palm Beach	3
Lynbrook, Broward	3
Lake Geneva, Clay	3
Miami Gardens, Broward	3
Deerfield Beach, Palm Beach	3
Blountstown, Liberty	3
Hallandale Beach, Unknown	3
Indian Rock Beach, Pinellas	3

# COVID-19: characteristics of 1,341,287 Florida resident cases

Data through Jan 2, 2021 verified as of Jan 3, 2021 at 09:25 AM

Data in this report are provisional and subject to change.

The table below includes the cities and counties of residence for cases in Florida residents based on the patient's ZIP Code. Note that city is not always received as part of the initial notification and may be missing while the case is being investigated.

City and county	Cases
Inglis, Citrus	3
Hollywood, Unknown	3
Monticello, Madison	3
Missing, Suwannee	3
Fernandina Beach, Duval	3
Bowling Green, Polk	3
Fpo, Duval	3
Cypress Gardens, Polk	3
Day, Lafayette	3
Vernon, Bay	3
Windermere, Palm Beach	3
Winter Park, Brevard	3
Mayport Naval Housing, Duval	3
Samoset, Manatee	3
San Fernando, Unknown	3
Pompano Beach, Palm Beach	3
Orange Park, Duval	3
Seacrest, Bay	3
Point Washington, Walton	3
University Of Central Fl, Seminole	3
Vero Beach, St. Lucie	3
Ocean Reef Club, Monroe	3
Nobleton, Hernando	3
Missing, Washington	3
Mims, Volusia	3
Jonesville, Alachua	3
Julington Creek, St. Johns	3
Apopka, Hillsborough	3
El Jobean, Charlotte	3
Miramar, Dade	3
Jacksonville, Alachua	3
Orlando, Jackson	3
North Fort Myers, Charlotte	3
Kissimmee, Unknown	3
Jacksonville Naval Air Station, Duval	3
Coraopolis, Citrus	3
Conch Key, Monroe	3
Chicago, Lee	3
Branford, Gilchrist	3
Bristol, Calhoun	3
Bayou George, Bay	3
Babcock Ranch, Charlotte	3
San Carlos Park, Lee	3
Sorrento, Orange	3
Umatilla, Marion	3
Lamont, Taylor	3
Clarcona, Orange	3
Glenwood, Volusia	3
Ft Pierce, St. Lucie	3
Orlando, Nassau	3
Sugarloaf, Monroe	3
Winter Garden, Leon	3
Westville, Walton	3
Saint Marys, Nassau	2
Windermere, Lake	2
Winter Park, Highlands	2
Wacissa, Jefferson	2
Ocoee, Leon	2
Port Saint Lucie, Palm Beach	2

# COVID-19: characteristics of 1,341,287 Florida resident cases

Data through Jan 2, 2021 verified as of Jan 3, 2021 at 09:25 AM

Data in this report are provisional and subject to change.

The table below includes the cities and counties of residence for cases in Florida residents based on the patient's ZIP Code. Note that city is not always received as part of the initial notification and may be missing while the case is being investigated.

City and county	Cases
Haines Creek, Lake	2
Fort Lauderdale, Alachua	2
Cross City, Taylor	2
Carl Fisher, Dade	2
Land O Lakes, Hillsborough	2
Milligan, Okaloosa	2
Missing, Okeechobee	2
Lakeland, Unknown	2
Tampa, Hernando	2
Summerfield, Unknown	2
University Of Central Florida, Lee	2
Vero Beach, Unknown	2
Wauchula, Desoto	2
Sebring, Desoto	2
Ormond Beach, Flagler	2
Panama City, Unknown	2
Pompano Beach, Unknown	2
Winter Park, Dade	2
Yeehaw, Okeechobee	2
000000, Unknown	2
Cape Haze, Charlotte	2
Boynton Beach, Broward	2
Jacksonville Naval Hospital, Duval	2
Longview, Dade	2
Jacksonville, Nassau	2
Okeechobee, Lake	2
Melrose, Clay	2
Mesa, Unknown	2
East Rockland Key, Monroe	2
At Large, Broward	2
Alys Beach, Walton	2
Alford, Washington	2
Apopka, Duval	2
Jupiter Island, Martin	2
Labelle, Collier	2
Lauderhill, Unknown	2
Longwood, Unknown	2
Long Beach, Orange	2
Maitland, Palm Beach	2
Miramar, Unknown	2
Miami, Martin	2
North Port, Charlotte	2
New Port Richey, Hillsborough	2
Venice, Dade	2
Union, Manatee	2
University Of Central Fl, Broward	2
Winter Park, Collier	2
Winter Park, Duval	2
Winter Park, Hillsborough	2
Sand Lake, Orange	2
Windermere, Hillsborough	2
Winter Park, Volusia	2
Port Canaveral, Brevard	2
Seguin, Unknown	2
Sunrise, Unknown	2
Tampa, Broward	2
Oakland Park, Unknown	2
Dade City, Unknown	2
Crescent Beach, Sarasota	2

# COVID-19: characteristics of 1,341,287 Florida resident cases

Data through Jan 2, 2021 verified as of Jan 3, 2021 at 09:25 AM

Data in this report are provisional and subject to change.

The table below includes the cities and counties of residence for cases in Florida residents based on the patient's ZIP Code. Note that city is not always received as part of the initial notification and may be missing while the case is being investigated.

City and county	Cases
Crestview, Walton	2
Cross Key, Monroe	2
Green Cove Springs, Duval	2
Claysville, Hernando	2
Cibolo, Orange	2
Cape San Blas, Gulf	2
Marysville, Dade	2
Land O Lakes, Unknown	2
Immokalee, Lee	2
Eatonville, Lake	2
Fort Lauderdale, Unknown	2
Fort Myers, Unknown	2
Alligator Point, Franklin	2
Coconut Creek, Unknown	2
Crawfordville, Leon	2
Miami, Palm Beach	2
Missing, Jackson	2
None, Dade	2
Lakeland, Hillsborough	2
Lutz, Pinellas	2
Lawtey, Union	2
Los Angeles, Okaloosa	2
Winter Garden, Broward	2
Winter Garden, Dade	2
Windermere, Osceola	2
Winter Park, St. Johns	2
Saint Petersburg, Hillsborough	2
Upper Key Largo, Monroe	2
Seven Springs, Pasco	2
Port Saint Lucie, Martin	2
Port Charlotte, Unknown	2
Orlando, Unknown	2
Okeechobee, Glades	2
Oklawaha, Marion	2
Olustee, Baker	2
Ocoee, Duval	2
Tarpon Springs, Pasco	2
West Palm Beach, Dade	2
Apopka, Flagler	2
Apopka, Marion	2
Apopka, Sarasota	2
Clermont, Polk	2
Doctors Inlet, Clay	2
Deland, Lake	2
Greenville, Jefferson	2
Fort Pierce, Martin	2
Laurel, Sarasota	2
Lecanto, Marion	2
Ludlam, Dade	2
Lanark Village, Franklin	2
Lake Harbor, Palm Beach	2
Moore Haven, Hendry	2
Naples, Broward	2
Orlando, Holmes	2
Orlando, Sumter	2
Cassadaga, Volusia	2
Fort Walton Beach, Walton	2
Dunnellon, Levy	2
Provo, Broward	2



# COVID-19: characteristics of 1,341,287 Florida resident cases

Data through Jan 2, 2021 verified as of Jan 3, 2021 at 09:25 AM

Data in this report are provisional and subject to change.

The table below includes the cities and counties of residence for cases in Florida residents based on the patient's ZIP Code. Note that city is not always received as part of the initial notification and may be missing while the case is being investigated.

City and county	Cases
Portland, Unknown	2
Pp, Dade	2
Windermere, Polk	2
Winter Garden, Brevard	2
University Of Central Fl, Dade	2
University Of Central Fl, Osceola	2
Winter Garden, Hillsborough	2
Pass, Dade	2
Ocean Breeze, Martin	2
Tangerine, Lake	2
Florida Power & Light Co, Dade	2
Gibsonia, Polk	2
Amelia City, Nassau	2
Alligator Point, Wakulla	2
Madison, Unknown	2
Lockhart, Seminole	2
Hialeah, Broward	2
Highland Park, Polk	2
Jacksonville, Dade	2
Jeffersonville, Broward	1
Lake Worth, Broward	1
Knoxville, Escambia	1
Lake Mary, Lake	1
Hickory, Lee	1
Homeless, Dade	1
Hallandate Ben, Unknown	1
Loganville, Orange	1
Longwood, Orange	1
Lauderdale Hill, Unknown	1
Live Oak, Columbia	1
Marietta, Sarasota	1
Miamii, Dade	1
Miamt, Dade	1
Mid Florida, Seminole	1
Middleburg, Duval	1
N/A, Duval	1
Naples, Alachua	1
Miami Garden, Unknown	1
Alva, Collier	1
333, Unknown	1
Alafaya, Volusia	1
Allentown, Putnam	1
Amelia Village, Nassau	1
Apple Creek, Citrus	1
Bear Grass, Palm Beach	1
Azalea Park, Osceola	1
Chipley, Holmes	1
Chipley, Jackson	1
Colorado Springs, Unknown	1
Conifer, Lee	1
Coco River, Collier	1
Bryn Mawr, Palm Beach	1
Camden Wyoming, Duval	1
Chattanooga, Dade	1
Fort Denaud, Glades	1
Fortlauderdale, Unknown	1
Ft Pierce, Unknown	1
Garland, Orange	1
Fl State Lot, Leon	1

# COVID-19: characteristics of 1,341,287 Florida resident cases

Data through Jan 2, 2021 verified as of Jan 3, 2021 at 09:25 AM

Data in this report are provisional and subject to change.

The table below includes the cities and counties of residence for cases in Florida residents based on the patient's ZIP Code. Note that city is not always received as part of the initial notification and may be missing while the case is being investigated.

City and county	Cases
El Paso, Unknown	1
Everett, Dade	1
Eatonville, Seminole	1
Destin, Unknown	1
Deerfiled Beach, Broward	1
University Of Central Florida, Hillsborough	1
Vero Beach, Brevard	1
Village Of Palm Springs, Palm Beach	1
Webster, Pasco	1
University Of Central Fl, Pasco	1
Union City, Bradford	1
Republic, Monroe	1
Riverview, Manatee	1
Saint Teresa, Wakulla	1
San Diego, Unknown	1
Russellville, Hillsborough	1
Saint Augustine, Okaloosa	1
Tampa, Manatee	1
Steinhatchee, Alachua	1
Oviedo, Leon	1
Opa Locka, Polk	1
Orem, Sarasota	1
Orem, Unknown	1
Old Town, Gilchrist	1
Ocoee, Hillsborough	1
Ocala, Unknown	1
Palm City, Unknown	1
Pine Hills, Broward	1
Porter Ranch, Dade	1
Raiford, Bradford	1
Port Saint Lucie, Indian River	1
Pompano Beach, Alachua	1
Woodland Hills, Brevard	1
Westerville, Hillsborough	1
Windermere, Dade	1
Winston Salem, Unknown	1
Wilbur By The Sea, Volusia	1
Willowbrook, Lee	1
University Of Central Fl, St. Johns	1
University Of Central Florida, Dade	1
Tinley Park, Lee	1
Springhill, Unknown	1
Wimauma, Manatee	1
Windermere, Lee	1
Winter Garden, Sumter	1
Wayne, Dade	1
West Simsbury, Collier	1
Port Charlotte Fl, Unknown	1
Ponce, Orange	1
Saint Petersburg, Dade	1
San Juan, Osceola	1
San Pedro Sula, Dade	1
Richmond Heights, Dade	1
Rochester, Lee	1
Rosemary Beach, Bay	1
South Otselic, Dade	1
Sumatra, Liberty	1
Sumter Ville, Unknown	1
Telluride, Lee	1

# COVID-19: characteristics of 1,341,287 Florida resident cases

Data through Jan 2, 2021 verified as of Jan 3, 2021 at 09:25 AM

Data in this report are provisional and subject to change.

The table below includes the cities and counties of residence for cases in Florida residents based on the patient's ZIP Code. Note that city is not always received as part of the initial notification and may be missing while the case is being investigated.

City and county	Cases
Duke Field Air Force Station, Okaloosa	1
Flora, Lee	1
Fdsf, Unknown	1
Fruitland Park, Sumter	1
Fwb, Unknown	1
Gastonia, Polk	1
Green, Clay	1
Greensburg, Orange	1
Greenville, Monroe	1
Gulf Shores, Escambia	1
Knoxville, Duval	1
Havanna, Gadsden	1
Hialeah Lakes, Dade	1
Hilliard, Dade	1
Hollywood, Leon	1
Holt, Unknown	1
Humble, Broward	1
Bryn Mawr, Collier	1
Apalachicola, Leon	1
Apopka, Palm Beach	1
Aspen, Palm Beach	1
Atlanta, Broward	1
Azalea Park, Sarasota	1
Bartow, Unknown	1
Boca Rotan, Unknown	1
Deltona , Volusia	1
Clermont, Unknown	1
Columbia, Orange	1
Coral Springs, Unknown	1
Cornelius, Leon	1
Crestview, Dade	1
Dade City, Polk	1
Dania, Unknown	1
Darien, Pasco	1
Opa Locka, Unknown	1
Pensacola, Santa Rosa	1
Plant City, Pinellas	1
Plantation, Unknown	1
Naugatuck, Lee	1
Myakka, Duval	1
Ocoee, Polk	1
Oakland, Broward	1
Oakland, Manatee	1
New Vernon, Sarasota	1
New York, Broward	1
Lakewood, Unknown	1
Los Angeles, Polk	1
Maitland, Unknown	1
Missing, Charlotte	1
Middleburg, Unknown	1
Minneapolis, Broward	1
Melbourne, Orange	1
Miami Beach, Palm Beach	1
Miami Granders, Dade	1
Magnolia Square, Osceola	1
Maitland, Alachua	1
Lemoyne, Manatee	1
Lawrence Township, Palm Beach	1
Melrose, Alachua	1

# COVID-19: characteristics of 1,341,287 Florida resident cases

Data through Jan 2, 2021 verified as of Jan 3, 2021 at 09:25 AM

Data in this report are provisional and subject to change.

The table below includes the cities and counties of residence for cases in Florida residents based on the patient's ZIP Code. Note that city is not always received as part of the initial notification and may be missing while the case is being investigated.

City and county	Cases
Miamf, Dade	1
Miami G, Dade	1
Miami, Collier	1
Marianna, Calhoun	1
New Richmond, Volusia	1
Oakland, Lake	1
Oakland, Leon	1
Gotha, Leon	1
Gilmer, Dade	1
Haverford, Hillsborough	1
Lake Placid, Alachua	1
Lander, Citrus	1
Las Vegas, Orange	1
Kingsland, Duval	1
Kissimmee, Brevard	1
Deland, Polk	1
Dallas, Lee	1
De Leon Springs, Putnam	1
Estero, Collier	1
Fanning Springs, Levy	1
Columbus, Brevard	1
Cookeville, Seminole	1
Crestview, Holmes	1
Cumberland, Palm Beach	1
Dade City, Hillsborough	1
Charlotte, Pasco	1
Clear Brook, Lee	1
Clermont, Orange	1
Apopka, St. Lucie	1
Belle Isle, Polk	1
Apopka, Manatee	1
99, Unknown	1
Alanson, Bay	1
Aollywoss, Dade	1
Boca Raton, Unknown	1
Bohealia, Lee	1
Blowing Rock, Polk	1
Carol Stream, Orange	1
Bryant, Alachua	1
Wesley Chapel, Alachua	1
Weston, Dade	1
Wheaton, Lee	1
Virginia Beach, Hernando	1
University Of Central Florida, Monroe	1
Tewksbury, Orange	1
Toms River, Dade	1
Tangerine, Seminole	1
Tampa Palms, Hillsborough	1
Soldotna, Broward	1
South Burlington, Orange	1
Steinhatchee, Madison	1
Ocoee, Lee	1
Ocoee, Volusia	1
Okeechobee, St. Lucie	1
Opalocka, Dade	1
Palm Coast, Duval	1
Orlando, Hendry	1
Orlando, Levy	1
Pineland, Lee	1

# COVID-19: characteristics of 1,341,287 Florida resident cases

Data through Jan 2, 2021 verified as of Jan 3, 2021 at 09:25 AM

Data in this report are provisional and subject to change.

The table below includes the cities and counties of residence for cases in Florida residents based on the patient's ZIP Code. Note that city is not always received as part of the initial notification and may be missing while the case is being investigated.

City and county	Cases
Saint Cloud, Lee	1
Saint Johns, Orange	1
San Antonio, Sarasota	1
San Antonio, Unknown	1
Sanford, Volusia	1
Perry, Leon	1
Palm Springs North, Dade	1
Provincetown, Collier	1
Wood River, Polk	1
Oooooo, Unknown	1
Orlando, Washington	1
Palm Coast, Polk	1
Palm Coast, Volusia	1
Parker, Dade	1
Port Everglades, Broward	1
Peoria, Unknown	1
Pacifica, Dade	1
Rex, Duval	1
Sun City Center, Hardee	1
Tallahassee, Duval	1
Tampa, Palm Beach	1
Tulsa, Orange	1
University Of Central Fl, Clay	1
Saint Petersburg, St. Lucie	1
Saint Johns, Unknown	1
Rye, Duval	1
Seybold, Dade	1
Saxis, Lee	1
Sebring, Lee	1
Spring Hill , Hernando	1
Starke, Clay	1
Stone Mountain, Palm Beach	1
Zolfo Springs, Polk	1
Winter Park, Calhoun	1
Winter Park, Indian River	1
Winter Park, Lee	1
Windermere, Pasco	1
Vernon, Unknown	1
Winter Garden, Pinellas	1
Washington, Unknown	1
Wekiva Springs, Seminole	1
West Villages, Sarasota	1
Wichita, Volusia	1
Winder Garden, Orange	1
Windermere, Broward	1
Louisville, Manatee	1
Los Angeles Ca, Unknown	1
Lewisburg, Pasco	1
Littleton, Dade	1
Maitland, Dade	1
Lake City, Hamilton	1
Jerusalem, St. Johns	1
La Grange, Dade	1
North Pole, Seminole	1
North Port, Lee	1
Mount Pleasant, Gadsden	1
Navarre, Okaloosa	1
New Orleans, Palm Beach	1
Newark, Broward	1

# COVID-19: characteristics of 1,341,287 Florida resident cases

Data through Jan 2, 2021 verified as of Jan 3, 2021 at 09:25 AM

Data in this report are provisional and subject to change.

The table below includes the cities and counties of residence for cases in Florida residents based on the patient's ZIP Code. Note that city is not always received as part of the initial notification and may be missing while the case is being investigated.

City and county	Cases
Newburgh, Bay	1
Middlesburg, Duval	1
Missing, Hardee	1
Marshall, Dade	1
Miami Lakes, Unknown	1
Miami, Hillsborough	1
Miami, Orange	1
Clermont, Osceola	1
Clewiston, Glades	1
Deland, St. Lucie	1
Deltona, Orange	1
Cartersville, Unknown	1
Anaheim, Unknown	1
Alafaya, Palm Beach	1
Athens, Duval	1
Bogota, Orange	1
Bradington, Manatee	1
Bronx, Palm Beach	1
Blountstown, Jackson	1
Belle Isle, Dade	1
Fort Pierce, Unknown	1
Gotha, Palm Beach	1
Eatonville, Osceola	1
Cypress, Leon	1
Edgewood, Osceola	1
Homeless, Polk	1
Homosassa, Hernando	1
Harrison, Pinellas	1
Granada Hills, Broward	1
Hailandale, Unknown	1
Hialeah, Bay	1
Landolakes, Unknown	1
Lawton, Okaloosa	1
Lima, Volusia	1
Macclenny, Dixie	1
Madison, Jefferson	1
Lake Forest, Collier	1
Irmo, Unknown	1
Island Grove, Alachua	1
Jacksonville, Baker	1
Key West, Palm Beach	1
Kilgore, Dade	1
Jupiter Inlet, Palm Beach	1
Jzx, Unknown	1
Greensboro, Leon	1
Miami Dade, Unknown	1
Metter, Manatee	1
Miamksaohes, Dade	1
Missing, Lafayette	1
Monument, Broward	1
Mokena, Lee	1
Morrisville, Palm Beach	1
North Brunswick, St. Lucie	1
North Lauderdale, Unknown	1
Clearwater, Leon	1
Clarcona, Seminole	1
Bradenton, Lee	1
Bogota, Unknown	1
Canton, Duval	1



# COVID-19: characteristics of 1,341,287 Florida resident cases

Data through Jan 2, 2021 verified as of Jan 3, 2021 at 09:25 AM

Data in this report are provisional and subject to change.

The table below includes the cities and counties of residence for cases in Florida residents based on the patient's ZIP Code. Note that city is not always received as part of the initial notification and may be missing while the case is being investigated.

City and county	Cases
Callahan, Duval	1
Alafaya, Pinellas	1
Apopka, Leon	1
Atlanta, Walton	1
Attalla, Broward	1
Autaugaville, Broward	1
Azalea Park, Lake	1
Azalea Park, Polk	1
Glen Cove, Unknown	1
Glen Saint Mary, Duval	1
Gainesville, Levy	1
Fleming Island, Duval	1
Crystal River, Marion	1
Crestview, Broward	1
Deerfield Beach, Polk	1
Defuniak Springs, Okaloosa	1
Eatonville, Hillsborough	1
Ocala, Duval	1
Orlando, Clay	1
Orem, Dade	1
Ocoee, Manatee	1
Okeechobee, Martin	1
Okeechobi, Unknown	1
North Porte, Unknown	1
Notrealville, Polk	1
Orlando, Gadsden	1
Orlando, Walton	1
Oviedo, Lake	1
Pensacola, Dade	1
Plantation Key, Monroe	1
Plantation, Leon	1
Panomo City, Bay	1
Twentynine Palms, Broward	1
Surprise, Unknown	1
Syracuse, Unknown	1
Sarasota, Unknown	1
St Cloud, Orange	1
Saint Petersburg, Bay	1
San Marcos, Unknown	1
Pooler, Broward	1
Ridgewood, Lee	1
Roseville, Broward	1
Port St. Lucie, Unknown	1
Putnam, Putnam	1
Whippany, Volusia	1
Weirsdale, Lake	1
Xifamk, Dade	1
Winfield, Hillsborough	1
Winter Garden, Lee	1
Winter Garden, Unknown	1
Winter Park, Bay	1
Vernon, Walton	1
University Of Central Florida, Duval	1
Venezuela, Unknown	1
Winter Springs, Orange	1
Youngstown, Washington	1
Zellwood, Brevard	1
Zellwood, Osceola	1
Winnetka, Dade	1

# COVID-19: characteristics of 1,341,287 Florida resident cases

Data through Jan 2, 2021 verified as of Jan 3, 2021 at 09:25 AM

Data in this report are provisional and subject to change.

The table below includes the cities and counties of residence for cases in Florida residents based on the patient's ZIP Code. Note that city is not always received as part of the initial notification and may be missing while the case is being investigated.

City and county	Cases
Sandestin, Walton	1
Saint Petersburg, Duval	1
Port Charlotte, Lee	1
St Peterburg, Orange	1
Stiamk, Dade	1
Scottsdale, Brevard	1
Surfside Beach, Orange	1
Sun City Center, Lee	1
Pompano Beach, Dade	1
Pompano Beach, Osceola	1
Pine Hills, Polk	1
Pensacola Naval Hospital, Escambia	1
Port Saint Lucie, Marion	1
Port St Luice, Unknown	1
Port St. Lucie, St. Lucie	1
Roswell, Bay	1
Ruskin, Dade	1
Ruskin, Manatee	1
Winter Park, Manatee	1
Winter Park, Palm Beach	1
Winter Park, Pinellas	1
Weston, Unknown	1
Wildwood, Lee	1
West Hollywood, Broward	1
West Palm Beach, Unknown	1
Waverly, Duval	1
Wabasha, Clay	1
Tavares, Unknown	1
Temple, Palm Beach	1
Unknown, Duval	1
Newaygo, Charlotte	1
Okeechobee, Highlands	1
Painted Post, Pasco	1
Palatka, Marion	1
Milford, Bay	1
Miami Beach, Unknown	1
Na, Dade	1
Naples, Leon	1
Missing, Desoto	1
Mattoon, Lee	1
Marianna, Leon	1
Marianna, Washington	1
Mary Esther, Hillsborough	1
Los Angeles, Orange	1
Lecanto, Palm Beach	1
Littleton, St. Johns	1
Lake In The Hills, Broward	1
Lake Worth, Unknown	1
Jupiter, Pinellas	1
Kansas City, Palm Beach	1
Belle Isle, Seminole	1
Boys Ranch, Suwannee	1
Coal City, Pasco	1
Celebration, Orange	1
Chicago, Broward	1
Commerce Township, Manatee	1
Crawfordville, Alachua	1
Crescent City, Marion	1
Crestview, Unknown	1

# COVID-19: characteristics of 1,341,287 Florida resident cases

Data through Jan 2, 2021 verified as of Jan 3, 2021 at 09:25 AM

Data in this report are provisional and subject to change.

The table below includes the cities and counties of residence for cases in Florida residents based on the patient's ZIP Code. Note that city is not always received as part of the initial notification and may be missing while the case is being investigated.

City and county	Cases
Altamonte Springs, Orange	1
O, Unknown	1
Addison, Pasco	1
Alafaya, Dade	1
Anastasia Island, St. Johns	1
Apo, Collier	1
Apopka, Alachua	1
Apopka, Citrus	1
Austin, Dade	1
Azalea Park, Broward	1
Arabi, Orange	1
Big Torch Key, Monroe	1
Black, Holmes	1
Boca Raton, Lee	1
Bonifay, Unknown	1
Delray Beach, Broward	1
Fort Lauderdale, Lee	1
Fort Pierce, Brevard	1
Fort Walton Beach , Okaloosa	1
Fort Worth, Broward	1
Franklin, Orange	1
Gainesville, Santa Rosa	1
Gwynn Oak, Polk	1
High Springs, Columbia	1
Indianapolis, Lee	1
Jena, Taylor	1
Macclenny, Duval	1
Mantua, Broward	1
Mayaguez, Dade	1
Middletown, Osceola	1
Oldsrav, Manatee	1
North Laud, Unknown	1
Ocoee, Unknown	1
Murrieta, Seminole	1
Monroe, Hillsborough	1
Longwood, Broward	1
Lucedale, St. Lucie	1
Interlachen, Duval	1
Hialeahgardens, Dade	1
Hoosick Falls, Broward	1
Hosford, Calhoun	1
Gibsonston, Unknown	1
Greenbrier, Bay	1
Brandon, Pinellas	1
Bonita, Lee	1
Bocaraten, Palm Beach	1
Bronson, Alachua	1
Brooker, Alachua	1
Alva, Escambia	1
Arcadia, Highlands	1
Baker, Santa Rosa	1
Armstrong, St. Johns	1
Atl, Brevard	1
Belmont, Santa Rosa	1
Blountstown, Broward	1
Belle Isle, Duval	1
Cincinnati, Dade	1
Champions Gate, Osceola	1
Dfafs, Okaloosa	1

# COVID-19: characteristics of 1,341,287 Florida resident cases

Data through Jan 2, 2021 verified as of Jan 3, 2021 at 09:25 AM

Data in this report are provisional and subject to change.

The table below includes the cities and counties of residence for cases in Florida residents based on the patient's ZIP Code. Note that city is not always received as part of the initial notification and may be missing while the case is being investigated.

City and county	Cases
Davie, Unknown	1
Dayton, Orange	1
Gainesville, Okaloosa	1
Florala, Okaloosa	1
Edgewood, Broward	1
Wtixrat, Dade	1
Powell, Lee	1
Perth Amboy, Hillsborough	1
Pembroke Pines, Dade	1
Pensacola, Sumter	1
Paducah, Manatee	1
Sharpes, Brevard	1
Saint Petersburg, Charlotte	1
Puerto Rico, Unknown	1
Randolph, Orange	1
Refused, Unknown	1
Saint Lucie Village, St. Lucie	1
Westlake Village, Unknown	1
Watersound, Bay	1
Windermere, Volusia	1
Ventura, Orange	1
Unk, Duval	1
Sunrtise, Dade	1
Tallahassee, Madison	1
Toms River, Lee	1
Tourist, Dade	1
Trenton, Dixie	1
Unknown, Unknown	1
Lake Butler, Alachua	1
Kingsland, Nassau	1
Knoxville, Bay	1
Indian Rocks Beach, Duval	1
Key West, Duval	1
Keys West, Unknown	1
Hoclywsod, Dade	1
Hiawassee, Osceola	1
Homeless, Hillsborough	1
Homeless, Monroe	1
Homeless, Pinellas	1
Inwood, Broward	1
Irvine, Marion	1
Jefferson, Dade	1
Jonesboro, Leon	1
Jupiter, Dade	1
Jupiter, St. Lucie	1
Kenilworth, Leon	1
Monroe Township, Palm Beach	1
Moore Haven, Okeechobee	1
Morrisville, Unknown	1
Milford, Lee	1
Missing, Levy	1
North Palm Beach, Orange	1
Northport, Sarasota	1
Oakland, Lee	1
Las Vegas, Palm Beach	1
Ldhl, Broward	1
Little Neck, Lee	1
Micanopy, Marion	1
Mckinney, Broward	1

# COVID-19: characteristics of 1,341,287 Florida resident cases

Data through Jan 2, 2021 verified as of Jan 3, 2021 at 09:25 AM

Data in this report are provisional and subject to change.

The table below includes the cities and counties of residence for cases in Florida residents based on the patient's ZIP Code. Note that city is not always received as part of the initial notification and may be missing while the case is being investigated.

City and county	Cases
Miamc, Dade	1
Carmel, Orange	1
Caracas, Dade	1
Boston, Broward	1
Brooklyn, Broward	1
Brooklyn, Dade	1
Brooklyn, Lee	1
Dallas, Hernando	1
Coconut Ck, Unknown	1
Chicago, Unknown	1
Apopka, Brevard	1
Apopka, Clay	1
Apopka, Polk	1
Asheville, Highlands	1
Astoria, Broward	1
Bartow, Hardee	1
Boca Raton, Broward	1
Belle Isle, Osceola	1
Bel Air, Collier	1
Alachua, Duval	1
Alpharetta, Broward	1
Fort Lauderdale, Leon	1
Fort White, Clay	1
Deer Park, Dade	1
Deerfield Beach, Unknown	1
Deland, Seminole	1
Doral, Unknown	1
Downingtown, Hillsborough	1
Dpo, Santa Rosa	1
Hallandale, Unknown	1
Gurabo, Osceola	1
Hernando, Marion	1
Hialeah, Collier	1
Garden City, Alachua	1
Gaylord, Orange	1
Gotcha, Orange	1
Greensburg, Palm Beach	1
Fisher Island, Unknown	1
Prattville, Hillsborough	1
Prestonsburg, Bay	1
Quincy, Jackson	1
Rapid City, Broward	1
Red Bay, Holmes	1
Piasa, Putnam	1
Palmetto, Pasco	1
Pass-A-Grille Beach, Pinellas	1
Pembroke Lakes, Broward	1
New Middletown, Hillsborough	1
Orlando, Putnam	1
Palmetto Bay, Palm Beach	1
Orlo Vista, Orange	1
Other, Dade	1
Waipahu, Santa Rosa	1
Ward, Polk	1
Wellborn, Columbia	1
Summnmerville, Unknown	1
Syracuse, Polk	1
Tallahassee, Dade	1
Tamarac, Dade	1

# COVID-19: characteristics of 1,341,287 Florida resident cases

Data through Jan 2, 2021 verified as of Jan 3, 2021 at 09:25 AM

Data in this report are provisional and subject to change.

The table below includes the cities and counties of residence for cases in Florida residents based on the patient's ZIP Code. Note that city is not always received as part of the initial notification and may be missing while the case is being investigated.

City and county	Cases
Tavares, Orange	1
Town Of Nocatee, St. Johns	1
University Of Central Fl, Pinellas	1
Unkn, Duval	1
Suitland, Volusia	1
Shirley, Flagler	1
Seminole, Leon	1
Russellville, Bay	1
Saint Joseph, Volusia	1
San Antonio, Orange	1
Woodbine, Nassau	1
Winter Garden, Marion	1
Winter Park, Citrus	1
Winter Park, Hendry	1
Winter Garden, Duval	1
West Yarmouth, St. Lucie	1
Venetian Islands, Dade	1
Total	1,341,287

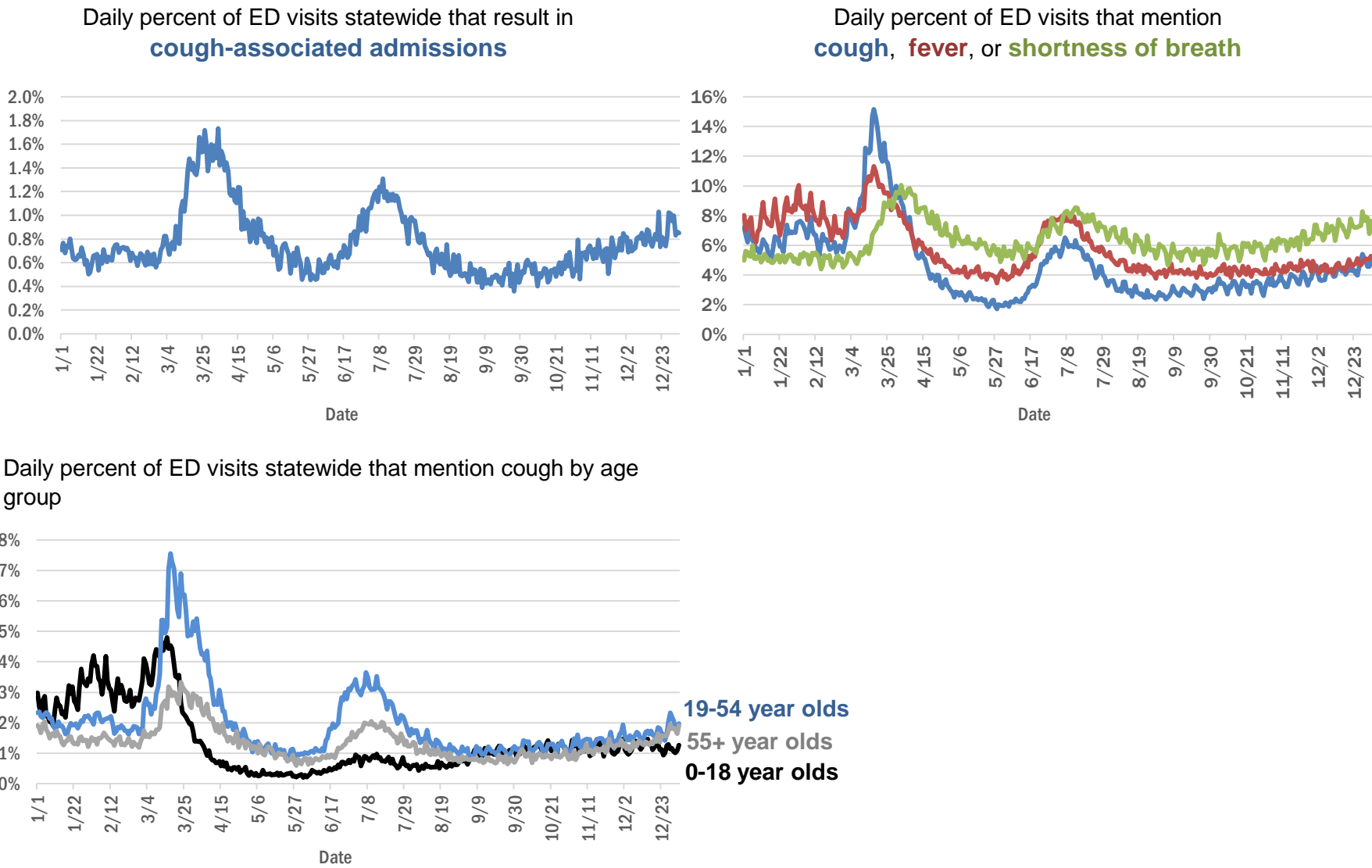


# COVID-19: additional surveillance information

Data through Jan 2, 2021 verified as of Jan 3, 2021 at 09:25 AM

Data in this report are provisional and subject to change.

## Statewide emergency department (ED) chief complaint and admission data



The Electronic Surveillance System for the Early Notification of Community-Based Epidemics (ESSENCE-FL) includes chief complaint data from 211 of 211 Florida EDs. Data are transmitted electronically to ESSENCE-FL daily or hourly.

# COVID-19: testing by laboratory

Data through Jan 2, 2021 verified as of Jan 3, 2021 at 09:25 AM

Data in this report are provisional and subject to change.

The numbers in the table below represent the number of Florida and non-Florida residents for whom test results were received by the Department of Health. A person can be tested by more than one laboratory and can have both positive and negative results. **Therefore, the sum of the numbers in each column will be larger than the total number of people tested.**

Reporting lab	Inconclusive	Negative	Positive	Percent positive	Total
LABORATORY CORPORATION OF AMERICA	2,182	1,365,149	177,215	11%	1,544,546
QUEST DIAGNOSTICS	10,091	1,205,964	172,659	12%	1,388,714
CURATIVE LABS	10,062	1,009,402	134,554	12%	1,154,018
BIO REFERENCE LABORATORIES, INC	7,276	795,883	147,280	15%	950,439
HELIX	4,577	371,424	58,360	13%	434,361
GENETWORX	661	390,607	32,936	8%	424,204
REALTOX LABS LLC	3,915	352,563	56,346	14%	412,824
RCA LABORATORY SERVICES, LLC		240,651	20,634	8%	261,285
CDR MAGUIRE - HEALTH CARE CENTER		211,244	30,101	12%	241,345
EAST FLORIDA STATE COLLEGE - BREVARD		212,889	26,986	11%	239,875
IMPACT HEALTH BIOMETRIC TESTING, INC	961	174,678	18,661	10%	194,300
NOMI HEALTH LAB SERVICES		172,661	19,543	10%	192,204
REAL DIAGNOSTICS	1,217	166,867	22,347	12%	190,431
BPHL-JACKSONVILLE	18	131,795	22,407	15%	154,220
NOMI_HEALTH	122	135,106	18,182	12%	153,410
MAKO GENOMICS	6,214	120,702	20,555	14%	147,471
ELABNETWORK	1,058	133,855	11,199	8%	146,112
MAYO CLINIC LABORATORIES	300	116,752	13,712	10%	130,764
ADVENTHEALTH LAB	99	116,105	13,200	10%	129,404
NORTHWEST LABORATORY	246	121,011	6,471	5%	127,728
BAYCARE LABORATORIES LLC	500	108,939	9,672	8%	119,111
ADVENT HEALTH LAB	112	101,260	13,957	12%	115,329
MEDICAL DIAGNOSTIC LABORATORIES	969	98,138	14,095	12%	113,202
BPHL-MIAMI	225	95,699	15,604	14%	111,528
MEMORIAL REGIONAL HOSPITAL SOUTH	23	92,808	18,584	17%	111,415
BIOCOLLECTIONS WORLDWIDE, INC	657	96,817	12,279	11%	109,753
FULGENT DIAGNOSTICS LABORATORY	1,902	96,578	9,726	9%	108,206
ASCENSION SACRED HEART HOSPITAL - PENSACOLA	2	94,335	13,616	13%	107,953
ORLANDO HEALTH SYSTEM	614	92,039	9,184	9%	101,837
KORVALABS, INC	1,281	90,906	4,666	5%	96,853
BPHL-TAMPA (SPECTRUM BLVD)	45	71,317	12,733	15%	84,095
SUNPATH MEDICAL DIAGNOSTICS LABORATORY	732	71,057	10,492	13%	82,281
TAMPA GENERAL HOSPITAL	4	75,516	6,715	8%	82,235
PWNHEALTH	205	72,182	7,243	9%	79,630
UF HEALTH MEDICAL LAB	33	72,898	6,484	8%	79,415
DIATHERIX LABORATORIES		68,885	9,931	13%	78,816
TESTING MATTERS INC	154	67,168	9,569	12%	76,891
AKESOGEN		64,852	11,251	15%	76,103
BAPTIST HEALTH SOUTH FLORIDA	280	60,190	9,467	14%	69,937
ASCENSION ST VINCENT'S - RIVERSIDE	1	55,414	7,408	12%	62,823
JACKSON MEMORIAL HOSPITAL CLINICAL LAB	79	49,773	9,380	16%	59,232
LAKELAND REGIONAL MEDICAL CENTER	125	49,935	6,085	11%	56,145
UF HEALTH SHANDS HOSPITAL	331	50,139	3,390	6%	53,860
ARUP LABORATORIES	16	50,000	2,908	5%	52,924
SOUTH MIAMI HOSPITAL LAB	232	44,914	6,240	12%	51,386
AMERICAN HEALTH ASSOCIATES	9	46,984	3,526	7%	50,519
AIT LABORATORIES		44,208	5,231	11%	49,439

# COVID-19: testing by laboratory

Data through Jan 2, 2021 verified as of Jan 3, 2021 at 09:25 AM

Data in this report are provisional and subject to change.

The numbers in the table below represent the number of Florida and non-Florida residents for whom test results were received by the Department of Health. A person can be tested by more than one laboratory and can have both positive and negative results. **Therefore, the sum of the numbers in each column will be larger than the total number of people tested.**

Reporting lab	Inconclusive	Negative	Positive	Percent positive	Total
VIRACOR EUROFINS		35,048	9,725	22%	<b>44,773</b>
APPLIED INGENUITY DIAGNOSTICS LLC		41,207	1,789	4%	<b>42,996</b>
BAPTIST HEALTH - JACKSONVILLE	4	37,086	2,706	7%	<b>39,796</b>
TALLAHASSEE MEMORIAL HOSPITAL	184	34,907	4,135	11%	<b>39,226</b>
INGENIOUS PERSONALIZED MEDICINE	144	31,924	6,423	17%	<b>38,491</b>
ORANGE COUNTY CONVENTION CENTER		33,330	3,655	10%	<b>36,985</b>
MIAMI DADE COUNTY☐		32,093	3,527	10%	<b>35,620</b>
WALGREENS	31	28,318	5,218	16%	<b>33,567</b>
SARASOTA MEMORIAL HOSPITAL MAIN LAB	12	30,819	2,618	8%	<b>33,449</b>
LEE HEALTH - CAPE CORAL HOSPITAL	3	28,674	4,711	14%	<b>33,388</b>
BROWARD GENERAL MEDICAL CENTER-CLINICAL LAB	2	30,214	3,120	9%	<b>33,336</b>
MILLENNIUM PHYSICIAN GROUP	17	27,637	4,909	15%	<b>32,563</b>
UNIVERSITY OF MIAMI HOSPITAL	32	27,980	3,005	10%	<b>31,017</b>
NICKLAUS CHILDREN'S HOSPITAL	57	26,761	3,886	13%	<b>30,704</b>
FLORIDA HOSPITAL - TAMPA	37	28,101	2,397	8%	<b>30,535</b>
UF HEALTH JACKSONVILLE	44	27,114	2,825	9%	<b>29,983</b>
GENESIS REFERENCE LABORATORIES		26,896	2,856	10%	<b>29,752</b>
ECCO LAB GROUP CO	420	24,859	4,059	14%	<b>29,338</b>
AEGIS SCIENCES CORPORATION	151	24,138	3,612	13%	<b>27,901</b>
NORTH FLORIDA REGIONAL MEDICAL CENTER		22,113	2,526	10%	<b>24,639</b>
ST JOSEPHS HOSPITAL LABORATORY	22	21,492	2,793	11%	<b>24,307</b>
MOUNT SINAI MEDICAL CENTER	8	21,903	2,225	9%	<b>24,136</b>
ADVENTIST HEALTH SYSTEMS SUNBELT INC DBA		22,137	1,736	7%	<b>23,873</b>
BRANDON REGIONAL HOSPITAL		21,031	2,686	11%	<b>23,717</b>
JUPITER MEDICAL CENTER LAB	60	21,677	1,943	8%	<b>23,680</b>
PALMETTO GENERAL HOSPITAL LAB	3	18,466	3,898	17%	<b>22,367</b>
JFK MEDICAL CENTER LAB	1	19,312	2,461	11%	<b>21,774</b>
ACCESS DX LABORATORY	205	19,388	1,950	9%	<b>21,543</b>
STATLAB_MOBILE	1	19,248	1,986	9%	<b>21,235</b>
DWIC OF TAMPA BAY INC		19,476	1,500	7%	<b>20,976</b>
ADVENT HEALTH - DAYTONA BEACH	32	18,888	1,467	7%	<b>20,387</b>
NAPLES COMMUNITY HOSPITAL	65	18,144	1,859	9%	<b>20,068</b>
INTEGRATED REGIONAL LABORATORIES LLP		16,857	2,659	14%	<b>19,516</b>
LAB DIAGNOSTICS LLC	381	13,737	5,210	27%	<b>19,328</b>
PANCARE OF FLORIDA INC		17,129	1,851	10%	<b>18,980</b>
AVENTUS BIO LABS	16	16,550	2,259	12%	<b>18,825</b>
PATIENTS FIRST LAKE ELLA MEDICAL CENTER PA		15,389	2,758	15%	<b>18,147</b>
MORTON PLANT HOSPITAL-ADLER INSTITUTE	23	16,185	1,753	10%	<b>17,961</b>
EXACT SCIENCES LABORATORIES		15,953	1,677	10%	<b>17,630</b>
HEALTHLINK DIAGNOSTIC LABORATORIES	183	15,873	1,548	9%	<b>17,604</b>
DRS CLACK SPENCER WHITE & MCCORMACK PA D/B/A		15,988	1,613	9%	<b>17,601</b>
STS LAB 2 LLC	6	16,849	725	4%	<b>17,580</b>
HEALTH CENTER AT SINAI RESIDENCES		16,942	506	3%	<b>17,448</b>
HOLY CROSS HOSPITAL CLINICAL LAB	1	16,179	1,253	7%	<b>17,433</b>

# COVID-19: testing by laboratory

Data through Jan 2, 2021 verified as of Jan 3, 2021 at 09:25 AM

Data in this report are provisional and subject to change.

The numbers in the table below represent the number of Florida and non-Florida residents for whom test results were received by the Department of Health. A person can be tested by more than one laboratory and can have both positive and negative results. **Therefore, the sum of the numbers in each column will be larger than the total number of people tested.**

Reporting lab	Inconclusive	Negative	Positive	Percent positive	Total
SAINT MARY'S MEDICAL CENTER	22	15,476	1,804	10%	17,302
WATSON CLINIC LLP		14,101	3,066	18%	17,167
BIOCERNA LABS	461	14,582	2,112	12%	17,155
INFINITY BIOLOGIX LLC	49	14,203	568	4%	14,820
INDIAN RIVER MEDICAL CENTER LAB		13,669	849	6%	14,518
LEESBURG REGIONAL MEDICAL CENTER		12,924	1,589	11%	14,513
CLEVELAND CLINIC HOSPITAL LAB	4	12,706	1,671	12%	14,381
OSCEOLA REGIONAL MEDICAL CENTER	1	12,444	1,767	12%	14,212
HOMESTEAD HOSPITAL CLINICAL LABORATORY	25	11,497	2,371	17%	13,893
MEMORIAL HOSPITAL JACKSONVILLE	8	11,381	2,169	16%	13,558
BAYFRONT HEALTH - ST PETERSBURG	17	11,533	1,850	14%	13,400
MALABAR MEDICAL WALK IN CLINIC		11,592	1,801	13%	13,393
WELLINGTON REGIONAL MED CTR LAB	5	11,898	1,451	11%	13,354
NORTHWEST MEDICAL CENTER	1	11,007	1,515	12%	12,523
ORANGE PARK MEDICAL CENTER	9	10,470	2,033	16%	12,512
MEMORIAL REGIONAL HOSPITAL CLINICAL LABORATORY	10	11,635	799	6%	12,444
WEST KENDALL BAPTIST HOSPITAL	10	10,010	2,300	19%	12,320
LEE HEALTH - LEE MEMORIAL HOSPITAL		9,144	3,084	25%	12,228
PRIVA PATH LABS	54	11,503	662	5%	12,219
DELRAY MEDICAL CENTER LAB	3	11,032	1,169	10%	12,204
BETHESDA HOSPITAL EAST		11,058	1,031	9%	12,089
AHALABS		11,451	564	5%	12,015
FLORIDA HOSPITAL WATERMAN LABORATORY	70	10,997	857	7%	11,924
OAK HILL HOSPITAL		10,645	1,276	11%	11,921
VISTA CLINICAL DIAGNOSTICS	266	10,491	970	8%	11,727
ST MARKS HOSPITAL LABORATORY B	78	10,627	1,002	9%	11,707
LAWNWOOD REGIONAL MEDICAL CENTER	1	10,165	1,511	13%	11,677
UNITED CLINICAL LABORATORY LLC	2	10,067	1,531	13%	11,600
BINAXNOW	9	8,961	2,618	23%	11,588
BAPTIST HEALTH - SOUTH		10,656	857	7%	11,513
CLEVELAND CLINIC TRADITION HOSPITAL		10,717	764	7%	11,481
PWN HEALTH	17	9,331	2,042	18%	11,390
WINTER HAVEN HOSPITAL CLINICAL LABORATORY	4	9,667	1,608	14%	11,279
ST ANTHONY'S HOSPITAL LAB	23	10,071	1,177	10%	11,271
LARGO MEDICAL CENTER		9,991	1,180	11%	11,171
UHEALTH CORAL GABLES/LENNAR MED CTR	3	10,426	591	5%	11,020
GENESIS MEDICAL LABORATORY	124	9,327	1,525	14%	10,976
BAPTIST HEALTHCARE - BAPTIST HOSPITAL	5	8,590	2,086	20%	10,681
GOOD SAMARITAN MEDICAL CENTER LAB	2	9,253	1,362	13%	10,617
INDIAN RIVER PATHOLOGY LLC		9,713	844	8%	10,557
WESTSIDE REGIONAL MED CTR	2	9,008	1,495	14%	10,505
LARKIN COMMUNITY HOSPITAL INC DBA CARDIOTROPIC		6,820	3,621	35%	10,441
ACCESS MEDICAL LABORATORIES	3	5,516	4,764	46%	10,283
WEST FLORIDA HOSPITAL LAB		8,117	2,040	20%	10,157
LARKIN COMMUNITY HOSPITAL	10	8,786	1,359	13%	10,155



# COVID-19: testing by laboratory

Data through Jan 2, 2021 verified as of Jan 3, 2021 at 09:25 AM

Data in this report are provisional and subject to change.

The numbers in the table below represent the number of Florida and non-Florida residents for whom test results were received by the Department of Health. A person can be tested by more than one laboratory and can have both positive and negative results. **Therefore, the sum of the numbers in each column will be larger than the total number of people tested.**

Reporting lab	Inconclusive	Negative	Positive	Percent positive	Total
MERCY HOSPITAL A CAMPUS OF PLANTATION GEN HOSP LAB	1	8,476	1,656	16%	10,133
ST JOSEPHS HOSPITAL	16	8,861	1,243	12%	10,120
MEDICAL CENTER OF TRINITY CLINICAL LABORATORY	1	9,068	1,037	10%	10,106
GULF COAST MEDICAL CENTER MICROLAB		7,902	2,186	22%	10,088
PALMS WEST HOSPITAL LAB	2	8,649	1,426	14%	10,077
COAST DIAGNOSTICS LLC	37	9,080	833	8%	9,950
MEDFAST URGENT CARE CENTERS, LLC	4	8,780	1,073	11%	9,857
SRQ DRIVE THROUGH		8,944	905	9%	9,849
REGIONAL MEDCIAL CENTER BAYONET POINT	2	9,082	723	7%	9,807
MEASE COUNTRYSIDE LAB	9	8,785	936	10%	9,730
THE VILLAGES REGIONAL HOSPITAL		8,824	838	9%	9,662
LAKE CITY HM		8,976	684	7%	9,660
PALM BEACH BALL PARK		8,605	997	10%	9,602
AVECINA	17	8,856	642	7%	9,515
HALIFAX MEDICAL CENTER LAB	34	8,098	1,326	14%	9,458
CAPITAL REGIONAL MEDICAL CTR		7,663	1,789	19%	9,452
CORAL GABLES HOSPITAL CLINICAL LABORATORY		7,912	1,526	16%	9,438
NIGHT LITE PEDIATRIC CENTER LLC		8,768	654	7%	9,422
WEST BOCA MEDICAL CENTER LAB		8,671	707	8%	9,378
AVENTURA HOSPITAL LAB		7,603	1,750	19%	9,353
NONA SCIENTIFIC	5	7,275	2,068	22%	9,348
MANATEE MEMORIAL HOSPITAL		8,502	749	8%	9,251
BLAKE MEDICAL CENTER		7,969	1,167	13%	9,136
PALM BEACH GARDENS MEDICAL CTR LAB		8,192	836	9%	9,028
LEE HEALTH - HEALTH PARK MEDICAL CENTER		7,522	1,498	17%	9,020
BOSTON HEART DIAGNOSTICS CORP		7,839	1,169	13%	9,008
FLORIDA HOSPITAL HEARTLAND MED CTR CLINICAL LAB	33	7,720	1,111	13%	8,864
MINUTECLINIC LLC		7,518	1,283	15%	8,801
GENOVA DIAGNOSTICS LABORATORY	34	8,056	637	7%	8,727
ADVENT HEALTH - WESLEY CHAPEL	14	7,911	772	9%	8,697
FLORIDA LABORATORY ANALYSIS		7,561	953	11%	8,514
THE HEALTHCARE DISTRICT OF PALM BEACH COUNTY	35	7,506	943	11%	8,484
AVECINA MEDICAL OAKLEAF	3	6,977	1,330	16%	8,310
DOCTORS HOSPITAL	4	6,942	1,341	16%	8,287
P4 CLINICAL, LLC	102	7,448	734	9%	8,284
LAKE CITY MEDICAL CENTER		6,543	1,678	20%	8,221
AVECINA MEDICAL	4	6,159	1,994	24%	8,157
BAPTIST HEALTH SOUTH FLORIDA - WEST KENDALL URGENT CARE		6,855	1,265	16%	8,120
PATHNOSTICS	20	6,241	1,815	22%	8,076
ADVENTHEALTH CENTRA CARE LAKE BUENA VISTA		7,432	618	8%	8,050
FLORIDA MEDICAL CENTER - A CAMPUS OF NORTH SHORE	2	6,830	940	12%	7,772
INFORM DIAGNOSTICS, INC		7,343	418	5%	7,761
PLANTATION GENERAL HOSPITAL		6,543	1,213	16%	7,756
NEMOURS CHILDRENS HOSPITAL	1	7,396	346	4%	7,743
CLARITY LAB SOLUTIONS	41	6,754	841	11%	7,636
FLORIDA HOSPITAL FLAGLER	29	7,049	540	7%	7,618
CORAL SPRINGS MED CTR		6,877	707	9%	7,584

# COVID-19: testing by laboratory

Data through Jan 2, 2021 verified as of Jan 3, 2021 at 09:25 AM

Data in this report are provisional and subject to change.

The numbers in the table below represent the number of Florida and non-Florida residents for whom test results were received by the Department of Health. A person can be tested by more than one laboratory and can have both positive and negative results. **Therefore, the sum of the numbers in each column will be larger than the total number of people tested.**

Reporting lab	Inconclusive	Negative	Positive	Percent positive	Total
NCH NORTH NAPLES HOSPITAL LAB	15	6,733	829	11%	7,577
NORTHSIDE HOSPITAL AND HEART INSTITUTE		6,799	727	10%	7,526
NIGHT LITE PEDIATRICS	4	5,768	1,748	23%	7,520
CENTRAL FLORIDA REGIONAL HOSPITAL		6,621	713	10%	7,334
FLORIDA HOSPITAL DELAND	10	6,401	923	13%	7,334
NORTH SHORE MEDICAL CENTER		5,987	1,243	17%	7,230
BROWARD HEALTH NORTH CLINICAL LABORATORY		6,312	785	11%	7,097
FLORIDA HOSPITAL ZEPHYRHILLS	10	6,374	663	9%	7,047
KD MEDICAL CHOICE LLC	1	6,357	670	10%	7,028
LEON MEDICAL CENTERS LLC		5,427	1,553	22%	6,980
ALL CHILDREN'S HOSPITAL		6,517	441	6%	6,958
FLORIDA HOSPITAL OF CARROLLWOOD	22	5,903	877	13%	6,802
AMERICAN FAMILY CARE		3,676	3,102	46%	6,778
OCALA REGIONAL MEDICAL CENTER		5,968	810	12%	6,778
LUMINUS DIAGNOSTICS		6,204	535	8%	6,739
VIKOR SCIENTIFIC	8	5,481	1,235	18%	6,724
WEST PALM HOSPITAL LAB		6,110	529	8%	6,639
CLEVELAND CLINIC MARTIN SOUTH HOSPITAL	1	5,974	600	9%	6,575
LEE HEALTH - GULF COAST MEDICAL CENTER	2	5,283	1,256	19%	6,541
CARDIOPATH	1	5,919	621	9%	6,541
MEMORIAL HOSPITAL WEST LABORATORY SERVICES	14	5,877	611	9%	6,502
VISTA CLINICAL	8	3,778	2,674	41%	6,460
MEDEXPRESS URGENT CARE	2	4,360	2,075	32%	6,437
BAPTIST HEALTH - BEACHES		5,907	476	7%	6,383
FULGENT DIAGNOSTICS	99	5,681	441	7%	6,221
BAPTIST HEALTH SOUTH FLORIDA - COUNTRY WALK URGENT CARE		5,216	1,002	16%	6,218
EXPRESS GENE MOLECULAR DIAGNOSTICS LABORATORY		5,010	1,116	18%	6,126
SOUTH BAY HOSPITAL CLINICAL LAB		5,506	561	9%	6,067
MEDARBOR DIAGNOSTICS	1	5,029	1,000	17%	6,030
MORTON PLANT-MEASE	3	5,500	496	8%	5,999
MEMORIAL HOSPITAL MICRO		5,438	408	7%	5,846
LABSTAT LLC	2	5,519	318	5%	5,839
POINCIANA MEDICAL CENTER		4,575	1,256	22%	5,831
WEST MARION COMMUNITY HOSPITAL LAB		4,954	834	14%	5,788
LAKEWOOD RANCH MEDICAL CENTER		5,316	431	7%	5,747
ARCPOINT LABS OF FORT MYERS	4	4,981	734	13%	5,719
ANNE BATES LEACH EYE HOSPITAL/ ABLEH MICROBIOLOGY LABORATORY		5,608	83	1%	5,691
FLORIDA HOSPITAL FISH MEMORIAL	19	4,872	742	13%	5,633
BAPTIST HEALTH SOUTH FLORIDA - MIAMI LAKES URGENT CARE		4,397	1,142	21%	5,539
CLEVELAND CLINIC MARTIN NORTH HOSPITAL		4,947	581	11%	5,528
ST JOSEPHS NORTH HOSPITAL LAB	6	4,745	682	13%	5,433
ST LUCIE MEDICAL CENTER		4,413	1,015	19%	5,428
PRECISION HEALTH RESOURCES LLC		5,008	353	7%	5,361
MARTIN HOSPITAL SOUTH LAB		4,966	281	5%	5,247
BAYCARE COMMUNITY HEALTH		5,125	121	2%	5,246
UNKNOWN	3	2,880	2,280	44%	5,163
AVERO DIAGNOSTICS - IRVING	6	4,799	349	7%	5,154



# COVID-19: testing by laboratory

Data through Jan 2, 2021 verified as of Jan 3, 2021 at 09:25 AM

Data in this report are provisional and subject to change.

The numbers in the table below represent the number of Florida and non-Florida residents for whom test results were received by the Department of Health. A person can be tested by more than one laboratory and can have both positive and negative results. **Therefore, the sum of the numbers in each column will be larger than the total number of people tested.**

Reporting lab	Inconclusive	Negative	Positive	Percent positive	Total
CernerELR_Advent		4,536	593	12%	5,129
IMPERIAL POINT MEDICAL CENTER		4,703	409	8%	5,112
HIALEAH HOSPITAL	4	4,002	1,095	21%	5,101
SUNRISE MEDICAL LABORATORIES	2	4,723	321	6%	5,046
BAPTIST HEALTH - NASSAU		4,778	243	5%	5,021
OVIEDO MEDICAL CENTER		4,487	509	10%	4,996
BAPTIST HEALTH SOUTH FLORIDA - WESTCHESTER URGENT CARE		4,041	884	18%	4,925
SANTA ROSA MEDICAL CENTER		4,024	883	18%	4,907
BAPTIST HEALTH SOUTH FLORIDA - DORAL URGENT CARE		3,942	951	19%	4,893
ISPM LABS, LLC DBA CAPSTONE DIAGNOSTICS, LLC		4,643	172	4%	4,815
TROPICANA FIELD - LOT 2	18	4,365	414	9%	4,797
H LEE MOFFITT CANCER CENTER LABORATORY		4,629	122	3%	4,751
HOLIDAY CVS LLC		4,499	203	4%	4,702
FORT WALTON BEACH MEDICAL CENTER		4,016	647	14%	4,663
BAYFRONT HEALTH - VENICE REGIONAL MEDICAL	1	4,243	365	8%	4,609
SOUTH FLORIDA BAPTIST HOSPITAL MICRO	3	3,925	662	14%	4,590
SYNERGY LABORATORIES	7	4,073	473	10%	4,553
ST PETERSBURG GENERAL HOSPITAL		3,826	722	16%	4,548
FLORIDA HOSPITAL OCALA		4,062	458	10%	4,520
BAPTIST HEALTH SOUTH FLORIDA - PEMBROKE PINES URGENT CARE		3,800	684	15%	4,484
MOFFITT CANCER CENTER	6	4,308	91	2%	4,405
FLORIDA HOSPITAL NORTH PINELLAS	11	4,063	329	7%	4,403
EGLIN AIR FORCE BASE	12	3,196	1,179	27%	4,387
GENE BY GENE, GENOMICS RESEARCH CENTER LAB	39	4,121	178	4%	4,338
ADVENTHEALTH CENTRA CARE WINTER GARDEN	1	3,979	357	8%	4,337
BAPTIST HEALTH SOUTH FLORIDA - CORAL SPRINGS URGENT CARE		3,700	558	13%	4,258
ADVENTHEALTH CENTRA CARE DR PHILLIPS		3,984	274	6%	4,258
ADVENTHEALTH CENTRA CARE WINTER PARK		3,974	265	6%	4,239
HEALTHQUEST ESOTERICS		3,064	1,129	27%	4,193
SOLARIS DIAGNOSTICS	5	3,696	422	10%	4,123
QDX PATHOLOGY SERVICES	1	3,780	323	8%	4,104
BAYFRONT HEALTH - PORT CHARLOTTE		3,690	340	8%	4,030
UNIVERSITY HOSPITAL AND MEDICAL CENTER		3,114	915	23%	4,029
ADVENTHEALTH CENTRA CARE UNIVERSITY		3,727	269	7%	3,996
NIGHT LITE PEDIATRICS URGENT CARE	1	3,413	572	14%	3,986
PUTNAM COMMUNITY MEDICAL CENTER		3,476	488	12%	3,964
CARDIOTROPIC LABS	83	3,141	724	18%	3,948
PHYSICIANS REGIONAL MEDICAL CENTER - PINE RIDGE RD	1	3,263	684	17%	3,948
NATIONWIDE LABORATORY SERVICES INC	155	3,255	513	13%	3,923
ADVENTHEALTH CENTRA CARE ST CLOUD		3,472	434	11%	3,906
SYNERGY DIAGNOSTIC LABORATORY	84	3,397	379	10%	3,860
ADVENTHEALTH CENTRA CARE HUNTERS CREEK		3,428	415	11%	3,843
BAPTIST HEALTH - NORTH		2,994	841	22%	3,835
DOCTORS URGENT CARE LLC	1	3,105	709	19%	3,815
MEASE DUNEDIN HOSPITAL	5	3,399	321	9%	3,725
MEDEXPRESS URGENT CARE OF BOYNTON BEACH LLC		3,576	145	4%	3,721
MEDICAL DNA LABS LLC	2	3,395	271	7%	3,668

# COVID-19: testing by laboratory

Data through Jan 2, 2021 verified as of Jan 3, 2021 at 09:25 AM

Data in this report are provisional and subject to change.

The numbers in the table below represent the number of Florida and non-Florida residents for whom test results were received by the Department of Health. A person can be tested by more than one laboratory and can have both positive and negative results. **Therefore, the sum of the numbers in each column will be larger than the total number of people tested.**

Reporting lab	Inconclusive	Negative	Positive	Percent positive	Total
ANGEL KIDS PEDIATRICS		3,465	184	5%	3,649
CLARITY LAB SOLUTIONS LLC		3,608	4	0%	3,612
MEDEXPRESS URGENT CARE HUDSON		3,186	419	12%	3,605
ADVENTHEALTH CENTRA CARE WATERFORD LAKES		3,236	369	10%	3,605
PALMS OF PASADENA HOSPITAL		3,201	396	11%	3,597
NORTHWEST FLORIDA COMMUNITY HOSPITAL	24	2,549	1,015	28%	3,588
WESTCHESTER HOSPITAL	23	2,877	655	18%	3,555
ACUTIS DIAGNOSTICS	16	2,983	556	16%	3,555
SUNCOAST PATHOLOGY ASSOCIATES		3,257	274	8%	3,531
ADVENTHEALTH CENTRA CARE LEE ROAD		3,274	256	7%	3,530
DOCTORS HOSPITAL OF SARASOTA CLINICAL LABORATORY		3,078	411	12%	3,489
CLINICAL REFERENCE LABORATORY	2	3,358	124	4%	3,484
ADVENTHEALTH CENTRA CARE CLERMONT		3,178	299	9%	3,477
RAULERSON HOSPITAL		2,916	556	16%	3,472
BAPTIST HEALTH SOUTH FLORIDA - CORAL GABLES (UNIVERSITY) URGENT CARE		3,042	426	12%	3,468
ADVENTHEALTH CENTRA CARE SANFORD		3,134	271	8%	3,405
TRINITY SPRINGS		3,005	395	12%	3,400
BAPTIST HEALTH SOUTH FLORIDA - TAMiami TRAIL URGENT CARE		2,714	674	20%	3,388
COMMUNITY HEALTH CENTERS OF PINELLAS INC		2,700	664	20%	3,364
ADVENTHEALTH CENTRA CARE APOPKA		2,991	367	11%	3,358
ADVENTHEALTH CENTRA CARE KISSIMMEE		3,087	258	8%	3,345
ADVENTHEALTH CENTRA CARE LAKE LAND	1	2,962	362	11%	3,325
MIDWAY SPECIALTY CARE CENTER DIAGNOSTICS	38	3,046	217	7%	3,301
BAPTIST HEALTH SOUTH FLORIDA - PINECREST URGENT CARE		2,873	426	13%	3,299
ADVENTHEALTH CENTRA CARE LAKE MARY		3,044	245	7%	3,289
SARKIS CLINICAL TRIALS	5	2,886	387	12%	3,278
URGENT CARE CURE	2	2,827	424	13%	3,253
MEDEXPRESS URGENT CARE - ESTERO		2,991	255	8%	3,246
MEMORIAL HOSPITAL- MIRAMAR	12	2,981	248	8%	3,241
BAPTIST HEALTH SOUTH FLORIDA - CORAL GABLES URGENT CARE		2,704	513	16%	3,217
THE CENTER FOR URGENT CARE	3	2,606	582	18%	3,191
ADVENTIST HEALTH SYSTEMS, SUNBELT INC		2,918	260	8%	3,178
BETHESDA HOSPITAL WEST		2,858	282	9%	3,140
TWIN CITIES HOSPITAL	1	2,760	371	12%	3,132
EMPIRE CITY LABORATORIES INC	27	2,675	402	13%	3,104
ATLANTIS URGENT CARE	1	2,002	1,099	35%	3,102
BAPTIST HEALTH SOUTH FLORIDA - KENDALE LAKES URGENT CARE		2,463	614	20%	3,077
BAPTIST HEALTH SOUTH FLORIDA - PALMETTO BAY URGENT CARE		2,572	487	16%	3,059
ADVENTHEALTH CENTRA CARE MOUNT DORA		2,774	274	9%	3,048
AHCC WESLEY CHAPEL		2,754	243	8%	2,997
BAYFRONT HEALTH - SEVEN RIVERS		2,694	260	9%	2,954
ADVENTHEALTH CENTRA CARE ALTAMONTE		2,703	245	8%	2,948
MINUTECLINIC LLC #3703		2,500	419	14%	2,919
BAPTIST HEALTH SOUTH FLORIDA - DAVIE URGENT CARE		2,436	452	16%	2,888
STONE CLINICAL LABORATORIES		2,789	96	3%	2,885
MINUTECLINIC		2,524	346	12%	2,870
HEALTH FIRST ADVENTHEALTH CENTRA CARE GATEWAY	1	2,643	224	8%	2,868

# COVID-19: testing by laboratory

Data through Jan 2, 2021 verified as of Jan 3, 2021 at 09:25 AM

Data in this report are provisional and subject to change.

The numbers in the table below represent the number of Florida and non-Florida residents for whom test results were received by the Department of Health. A person can be tested by more than one laboratory and can have both positive and negative results. **Therefore, the sum of the numbers in each column will be larger than the total number of people tested.**

Reporting lab	Inconclusive	Negative	Positive	Percent positive	Total
ASCENSION SACRED HEART - EMERALD COAST		2,377	476	17%	<b>2,853</b>
MEDEXPRESS URGENT CARE - WEST TAMPA		2,649	204	7%	<b>2,853</b>
BAPTIST HEALTH SOUTH FLORIDA - WESTON URGENT CARE		2,555	295	10%	<b>2,850</b>
PEDIATRIC HEALTH CARE ALLIANCE PA		2,593	239	8%	<b>2,832</b>
WALGREENS ORLANDO	3	2,490	328	12%	<b>2,821</b>
COASTAL MED URGENT CARE		1,590	1,209	43%	<b>2,799</b>
BAYFRONT HEALTH - BROOKSVILLE		2,454	345	12%	<b>2,799</b>
VETERANS AFFAIRS MEDICAL CENTER - ORLANDO		1,342	1,445	52%	<b>2,787</b>
MEDEXPRESS URGENT CARE - ROYAL PALM BEACH		2,611	173	6%	<b>2,784</b>
ADVENTHEALTH CENTRA CARE OVIEDO		2,500	282	10%	<b>2,782</b>
WALGREEN CO	2	2,445	317	11%	<b>2,764</b>
MEDCOMP SCIENCES LLC	29	1,321	1,398	51%	<b>2,748</b>
MEDEXPRESS URGENT CARE PALM BEACH GARDENS		2,579	126	5%	<b>2,705</b>
DOCTORS URGENT CARE OF LUTZ LLC	1	2,152	542	20%	<b>2,695</b>
MEDEXPRESS URGENT CARE - GOLDEN GATE		2,472	210	8%	<b>2,682</b>
TALLAHASSEE PRIMARY CARE ASSOCIATES		2,379	294	11%	<b>2,673</b>
CENTRA CARE – WATERFORD LAKES		2,097	575	22%	<b>2,672</b>
ADVENTHEALTH CENTRA CARE AZALEA PARK		2,398	273	10%	<b>2,671</b>
MICROGEN DX		2,148	522	20%	<b>2,670</b>
LAKESIDE MEDICAL CENTER		2,098	543	21%	<b>2,641</b>
ADVENTHEALTH CENTRA CARE PORT ORANGE		2,473	164	6%	<b>2,637</b>
BARTOW REGIONAL MEDICAL CENTER	1	2,256	371	14%	<b>2,628</b>
ADVENT HEALTH - HEART OF FLORIDA ER	1	2,324	302	11%	<b>2,627</b>
ENGLEWOOD COMMUNITY HOSPITAL		2,367	245	9%	<b>2,612</b>
ADVENTHEALTH CENTRA CARE LONGWOOD		2,431	166	6%	<b>2,597</b>
ADVENTHEALTH CENTRA CARE ORANGE LAKE		2,356	228	9%	<b>2,584</b>
ADVENTHEALTH CENTRA CARE SAND LAKE		2,436	143	6%	<b>2,579</b>
PRECISION HEALTH SOLUTIONS		2,503	68	3%	<b>2,571</b>
AMELIA URGENT CARE		1,475	1,084	42%	<b>2,559</b>
HEALTH FIRST ADVENTHEALTH CENTRA CARE TITUSVILLE		2,355	185	7%	<b>2,540</b>
CITRUS MEMORIAL HOSPITAL LABORATORY		2,219	321	13%	<b>2,540</b>
ADVENT HEALTH - Ocala		2,124	413	16%	<b>2,537</b>
SELECT LABORATORIES - MARION COUNTY, FL LLC	3	2,339	179	7%	<b>2,521</b>
US BIOTEK LABORATORIES	6	2,214	285	11%	<b>2,505</b>
BAPTIST HEALTH SOUTH FLORIDA - BRICKELL URGENT CARE		2,072	408	16%	<b>2,480</b>
BAPTIST HEALTH URGENT CARE AT SAWGRASS		2,092	382	15%	<b>2,474</b>
MEMORIAL HOSPITAL PEMBROKE	3	2,172	291	12%	<b>2,466</b>
MEDEXPRESS URGENT CARE - LAKELAND		2,234	220	9%	<b>2,454</b>
DESOTO MEMORIAL HOSPITAL	3	2,018	428	17%	<b>2,449</b>
INDIAN RIVER MEDICAL CENTER		2,095	343	14%	<b>2,438</b>
EMERALD COAST URGENT CARE		1,849	578	24%	<b>2,427</b>
HIGHLANDS REGIONAL MEDICAL CENTER		1,906	511	21%	<b>2,417</b>
BMCT Molecular Diagnostics Subsection		1,990	426	18%	<b>2,416</b>
NCH DOWNTOWN NAPLES HOSPITAL	9	2,083	290	12%	<b>2,382</b>
HOLIDAY CVS LLC DBA CVS PHARMACY #5154		2,324	50	2%	<b>2,374</b>
BAYA PHARMACY & URGENT CARE		1,658	709	30%	<b>2,367</b>
DOCTORS TEST CENTERS		2,065	297	13%	<b>2,362</b>

# COVID-19: testing by laboratory

Data through Jan 2, 2021 verified as of Jan 3, 2021 at 09:25 AM

Data in this report are provisional and subject to change.

The numbers in the table below represent the number of Florida and non-Florida residents for whom test results were received by the Department of Health. A person can be tested by more than one laboratory and can have both positive and negative results. **Therefore, the sum of the numbers in each column will be larger than the total number of people tested.**

Reporting lab	Inconclusive	Negative	Positive	Percent positive	Total
PARAMOUNT URGENT CARE		1,210	1,147	49%	2,357
LEE HEALTH - COCONUT POINT CLINICAL LAB	2	1,872	433	19%	2,307
NCH NORTH NAPLES HOSPITAL	4	1,974	323	14%	2,301
PALMS MEDICAL GROUP	5	1,693	602	26%	2,300
SPORTS DRUG TESTING LABORATORY	39	2,171	69	3%	2,279
ADVENTHEALTH CENTRA CARE SOUTH ORANGE		2,074	205	9%	2,279
COMMUNITY HEALTH NORTHWEST FLORIDA	4	1,739	531	23%	2,274
ADVENTHEALTH CENTRA CARE LEESBURG		2,031	224	10%	2,255
HealthSentry_UHS	1	2,063	185	8%	2,249
BAYFRONT HEALTH - PUNTA GORDA		2,095	147	7%	2,242
PRIMEHEALTH URGENT CARE	1	1,865	360	16%	2,226
ESCAMBIA COMMUNITY CLINICS INC	6	1,628	573	26%	2,207
ADVENTHEALTH PROMPT CARE	1	1,535	665	30%	2,201
CENTRA CARE SAINT CLOUD	1	1,885	303	14%	2,189
BAYFRONT HEALTH - SPRING HILL		1,949	193	9%	2,142
LOWER KEYS MEDICAL CENTER		1,871	233	11%	2,104
ADVENTHEALTH CENTRA CARE COLONIAL TOWN		1,944	153	7%	2,097
PHYSICIANS STAT LAB	2	1,012	1,077	52%	2,091
MARINERS HOSPITAL		1,890	187	9%	2,077
BAPTIST HEALTHCARE - GULF BREEZE HOSPITAL	3	1,727	327	16%	2,057
MEDEXPRESS URGENT CARE CAPE CORAL		1,769	287	14%	2,056
EMERALD COAST URGENT CARE LLC		1,530	522	25%	2,052
PHYSICIANS REGIONAL MEDICAL CENTER - COLLIER BLVD	1	1,521	524	26%	2,046
EMERALD COAST URGENT CARE, LLC	1	1,522	507	25%	2,030
BAPTIST HEALTH EMERGENCY CENTER COUNTRY WALK	1	1,698	320	16%	2,019
FLORIDA FAMILY LABORATORY, INC DBA	3	1,870	141	7%	2,014
BAPTIST HEALTH - CLAY		1,718	295	15%	2,013
MEDEXPRESS URGENT CARE - DELAND		1,824	167	8%	1,991
ADVENT HEALTH - NEW SMYRNA		1,553	423	21%	1,976
BAPTIST HEALTH - OAKLEAF		1,625	341	17%	1,966
HEALTH FIRST ADVENTHEALTH CENTRA CARE COCOA		1,824	141	7%	1,965
SCION LAB SERVICES LLC	20	1,792	143	7%	1,955
DOC SMILEY'S URGENT CARE		1,705	247	13%	1,952
NXGEN MDX LLC	3	1,749	171	9%	1,923
PROHEALTH		708	1,203	63%	1,911
BAPTIST HEALTH SOUTH FLORIDA - MIAMI BEACH URGENT CARE		1,648	258	14%	1,906
NCF DIAGNOSTICS & DNA TECHNOLOGIES LAB	53	1,596	241	13%	1,890
HEALTH FIRST ADVENTHEALTH CENTRA CARE MALABAR		1,670	159	9%	1,829
MEDEXPRESS URGENT CARE LEHIGH ACRES		1,611	200	11%	1,811
LABORATORY OF FLORIDA LLC	40	1,641	112	6%	1,793
MINUTECLINIC LLC # 0709		1,521	242	14%	1,763
ADVENTIST HEALTH SYSTEMS SUNBELT IN DBA		1,640	119	7%	1,759
ASSOCIATED PATHOLOGISTS, LLC	3	1,444	310	18%	1,757
MEDEXPRESS FORT MYERS		1,524	212	12%	1,736
MEDEXPRESS PORT CHARLOTTE		1,570	139	8%	1,709
PREMIER URGENT CARE OF BREVARD LLC		1,450	252	15%	1,702
VENTURE MEDICAL OF FLORIDA LLC		1,537	153	9%	1,690



# COVID-19: testing by laboratory

Data through Jan 2, 2021 verified as of Jan 3, 2021 at 09:25 AM

Data in this report are provisional and subject to change.

The numbers in the table below represent the number of Florida and non-Florida residents for whom test results were received by the Department of Health. A person can be tested by more than one laboratory and can have both positive and negative results. **Therefore, the sum of the numbers in each column will be larger than the total number of people tested.**

Reporting lab	Inconclusive	Negative	Positive	Percent positive	Total
GENUS3		1,594	64	4%	1,658
FLOWERS HOSPITAL		1,508	147	9%	1,655
TAMPA COMMUNITY HOSPITAL		1,390	262	16%	1,652
ADVENTHEALTH CENTRA CARE KIDS LAKE MARY		1,562	88	5%	1,650
ADVENT HEALTH CENTRA CARE -WINTER PARK KIDS URGENT CARE		1,494	132	8%	1,626
MEDONE PLLC		1,255	353	22%	1,608
JW PLASTIC SURGERY		1,368	237	15%	1,605
PARAMOUNT URGENT CARE - WINDERMERE		1,037	540	34%	1,577
OPTEO LABORATORY		1,528	33	2%	1,561
MINUTECLINIC LLC #3631		1,284	236	16%	1,520
MINUTECLINIC LLC 5852		1,291	225	15%	1,516
MELBOURNE MEDICAL LABORATORY☐	2	1,308	190	13%	1,500
MEDEXPRESS URGENT CARE - VERO BEACH		1,307	188	13%	1,495
DONALD W ROBERTSON DO PA		1,129	352	24%	1,481
SPARROW HEALTHCARE	2	1,249	210	14%	1,461
MEDEXPRESS URGENT CARE CORAL SPRINGS		1,338	120	8%	1,458
FLORIDA COMMUNITY HEALTH CENTER		1,196	258	18%	1,454
NORTH SHORE LONG ISLAND JEWISH HEALTH		1,392	60	4%	1,452
FLORIDA MEDICAL CLINIC	3	746	692	48%	1,441
PHARMCO RX	1	1,293	128	9%	1,422
BIOCERNA LLC	9	1,248	164	12%	1,421
GESSLER CLINIC		865	550	39%	1,415
UHEALTH DEERFIELD BEACH/UMSYLVESTER DEERFIELD BEACH LABORATORY	3	1,354	53	4%	1,410
PATIENTS CHOICE LABORATORIES		828	581	41%	1,409
MEDFAST URGENT CARE CENTERS LLC		102	1,307	93%	1,409
DYNIX DIAGNOSTIX		1,192	217	15%	1,409
JACKSON HOSPITAL CLINICAL LABORATORY		1,208	196	14%	1,404
ADVANCE MEDICAL OF NAPLES		309	1,072	78%	1,381
MARTIN HEALTH SYSTEM - ST LUCIE WEST		1,246	128	9%	1,374
MEDEXPRESS URGENT CARE - CLEWISTON		1,173	197	14%	1,370
LEE HEALTH CONVENIENT CARE - PAGE FIELD		1,144	222	16%	1,366
ASCENSION ST VINCENT'S - SOUTHSIDE		1,309	49	4%	1,358
PARAMOUNT URGENT CARE - ORLANDO		896	458	34%	1,354
LABTECH DIAGNOSTIC		1,097	248	18%	1,345
MC DIAGNOSTIC OF CONNECTICUT, PC #2220		1,146	198	15%	1,344
BARDMOOR LABORATORY	8	1,145	186	14%	1,339
IGENOMIX USA LLC	38	1,163	119	9%	1,320
NCH NORTHEAST	6	988	318	24%	1,312
PARAMOUNT URGENT CARE - OVIEDO		825	485	37%	1,310
ADVENTHEALTH CENTRA CARE		1,178	129	10%	1,307
ARCPOINT LABS		773	516	40%	1,289
ASSURANCE SCIENTIFIC LABORATORIES	1	1,024	263	20%	1,288
SHELL POINT NURSING PAVILION	1	1,245	37	3%	1,283
ACCU REFERENCE MEDICAL LAB		871	409	32%	1,280
CAREFAST+		860	410	32%	1,270
PRIMEHEALTH URGENT CARE INC		1,079	169	14%	1,248
BAPTIST HEALTH SOUTH FLORIDA - COUNTRY WALK URGENT CARE EXPRESS		1,076	161	13%	1,237

# COVID-19: testing by laboratory

Data through Jan 2, 2021 verified as of Jan 3, 2021 at 09:25 AM

Data in this report are provisional and subject to change.

The numbers in the table below represent the number of Florida and non-Florida residents for whom test results were received by the Department of Health. A person can be tested by more than one laboratory and can have both positive and negative results. **Therefore, the sum of the numbers in each column will be larger than the total number of people tested.**

Reporting lab	Inconclusive	Negative	Positive	Percent positive	Total
CLINICORE		1,124	91	7%	1,215
CARENOW URGENT CARE		768	436	36%	1,204
BAY MEDICAL CENTER SACRED HEART HEALTH SYSTEM		888	312	26%	1,200
ADVENTHEALTH CENTRA CARE CONWAY		1,051	148	12%	1,199
MINUTECLINIC LLC #4415		973	224	19%	1,197
ACCESS MEDICAL LABS		746	448	38%	1,194
ADVENT HEALTH - DADE CITY		1,065	122	10%	1,187
UNIVERSITY OF ALABAMA AT BIRMINGHAM		1,143	27	2%	1,170
EMERGENCY PHYSICIANS MEDICAL CENTER		253	915	78%	1,168
TEMPUS CLINICAL LABORATORY	9	1,027	124	11%	1,160
PATIENTS FIRST - THOMASVILLE ROAD		1,006	134	12%	1,140
MINUTECLINIC LLC #5249		909	231	20%	1,140
PARRISH MEDICAL CENTER	1	1,011	125	11%	1,137
NYU HOSPITALS CENTER CLINICAL LABORATORIES		1,101	34	3%	1,135
MEDEXPRESS URGENT CARE BOCA RATON		1,046	76	7%	1,122
CAPSTONE HEALTHCARE		782	327	29%	1,109
VERITAS GENETICS	61	932	103	9%	1,096
DR G'S URGENT CARE		960	133	12%	1,093
BAPTIST HEALTH SOUTH FLORIDA - KEY BISCANE URGENT CARE EXPRESS		958	131	12%	1,089
VAVA PARTNERS LLC		436	647	60%	1,083
PRO CLINIC		951	119	11%	1,070
AMELIA EXPRESS CARE		642	423	40%	1,065
RAINBOW RIVER MEDICAL LABORATORY		977	82	8%	1,059
QUICK CARE MED PL	2	880	172	16%	1,054
MINUTECLINIC LLC #5253		913	139	13%	1,052
ASCENSION SACRED HEART - GULF		798	253	24%	1,051
PHYSICIAN ASSOCIATES		944	102	10%	1,046
COASTAL LABORATORIES		796	235	23%	1,031
LAB24 INC	3	348	665	65%	1,016
EPN URGENT CARE NAPLES	2	746	262	26%	1,010
TOM LEE COMMUNITY HEALTH CENTER		682	327	32%	1,009
PHYSICIANS PRIMARY CARE	2	860	147	15%	1,009
MINUTECLINIC LLC #3463		855	147	15%	1,002
BAYFRONT HEALTH - CITRUS HILLS		840	159	16%	999
GENESIS LABORATORY MANAGEMENT	8	822	150	15%	980
MEDEXPRESS URGENT CARE - JAX ATLANTIC BLVD		854	115	12%	969
VERITOR		844	121	13%	965
AMELIA EXPRESS CARE LLC		824	109	12%	933
MINUTECLINIC LLC #5854		785	147	16%	932
VRL EUROFINs - DALLAS		913	13	1%	926
NORTH FLORIDA PEDIATRICS-TALLAHASSEE		849	72	8%	921
LAKE WALES MEDICAL CENTER INC		815	100	11%	915
HOLIDAY CVS LLC DBA CVS PHARMACY #5155		875	30	3%	905
MINI ER WATERFORD LAKES, THE		779	123	14%	902
BRASHEAR'S VITAL CARE CORP		628	266	30%	894
FAST TRACK URGENT CARE CENTER		4	885	100%	889
GENE TOX WORLDWIDE	60	724	99	11%	883



# COVID-19: testing by laboratory

Data through Jan 2, 2021 verified as of Jan 3, 2021 at 09:25 AM

Data in this report are provisional and subject to change.

The numbers in the table below represent the number of Florida and non-Florida residents for whom test results were received by the Department of Health. A person can be tested by more than one laboratory and can have both positive and negative results. **Therefore, the sum of the numbers in each column will be larger than the total number of people tested.**

Reporting lab	Inconclusive	Negative	Positive	Percent positive	Total
PENSACOLA PEDIATRICS PA	1	773	107	12%	881
MINUTECLINIC LLC #5190		741	138	16%	879
STAGEZERO LIFE SCIENCES INC	1	782	71	8%	854
PEDIATRIC HEALTH CARE ALLIANCE - NORTHDALE		784	67	8%	851
CHARLES AIESI CONSULTING INC	2	752	97	11%	851
UHEALTH CLINIC AT WALGREENS		697	153	18%	850
STEWART REFERENCE LABORATORY	1	539	310	36%	850
MINUTECLINIC LLC #7886		747	100	12%	847
BAPTIST HEALTHCARE - JAY HOSPITAL		639	198	24%	837
HISTOPATHOLOGY SERVICES, LLC		741	93	11%	834
NEIGHBORHOOD MEDICAL CENTER INC	13	752	63	8%	828
SOLARIS HEALTHCARE PALATKA		813	14	2%	827
LENCO MEDICAL LABORATORY		794	26	3%	820
ST ANNES NURSING CENTER		802	17	2%	819
FLORIDA HOSPITAL ORLANDO		743	74	9%	817
ACCESS POINT HEALTHCARE URGENT & PRIMARY CARE		565	247	30%	812
DOC SMILEYS URGENT CARE LLC		653	155	19%	808
ASCENSION ST VINCENT'S - CLAY		775	29	4%	804
WHITE WILSON MEDICAL CENTER		87	712	89%	799
SMA LAB		721	77	10%	798
NITE LITE PEDIATRICS		230	562	71%	792
BAPTIST HEALTH EMERGENCY CENTER AT WEST CORAL WAY		597	195	25%	792
PHAROS HEALTH		623	167	21%	790
PARAMOUNT URGENT CARE VILLAGES		506	283	36%	789
PARAMOUNT URGENT CARE INC		244	542	69%	786
ELLENTON URGENT CARE		572	212	27%	784
TREASURE COAST MEDICAL ASSOCIATES INC		587	189	24%	776
PRIMARY CARE OF THE TREASURE COAST		676	84	11%	760
MACDILL AIR FORCE BASE		709	51	7%	760
ED FRASER MEMORIAL HOSPITAL		589	170	22%	759
MINUTECLINIC LLC		654	100	13%	754
CAREFAST MURABELLA		501	241	32%	742
CENTRA CARE		443	297	40%	740
DYNIX DIAGNOSTICS	2	522	216	29%	740
NAPLES URGENT CARE	1	473	258	35%	732
COASTAL PEDIATRIC GROUP		645	85	12%	730
DEPARTMENT OF CLINICAL LABS		709	14	2%	723
NONE		308	415	57%	723
MINUTECLINIC LLC #5069		610	107	15%	717
NCHMD INC		578	137	19%	715
BOND URGENT CARE LLC		521	191	27%	712
DISNEY COVID TEST SITE		703	9	1%	712
ADVENT HEALTH LAB - ORLANDO		430	280	39%	710
MINUTECLINIC LLC #3705		627	78	11%	705
BROWNWOOD CARE CENTER		628	77	11%	705
PALM HARBOR PHARMACY		604	93	13%	697
INTEGRITY LABORATORIES, LLC	1	564	131	19%	696

# COVID-19: testing by laboratory

Data through Jan 2, 2021 verified as of Jan 3, 2021 at 09:25 AM

Data in this report are provisional and subject to change.

The numbers in the table below represent the number of Florida and non-Florida residents for whom test results were received by the Department of Health. A person can be tested by more than one laboratory and can have both positive and negative results. **Therefore, the sum of the numbers in each column will be larger than the total number of people tested.**

Reporting lab	Inconclusive	Negative	Positive	Percent positive	Total
PREMIER MEDICAL LABORATORY SERVICES	1	463	222	32%	686
HOLMES REG MED CENTER CLINICAL LAB		581	104	15%	685
TYNDALL AIR FORCE BASE		529	153	22%	682
MARION E FETHER MEDICAL CENTER, THE		628	52	8%	680
EUROFINS NTD, LLC		641	35	5%	676
THE HEALTH CENTER OF PLANT CITY		649	26	4%	675
MINI ER ADULT AND PEDIATRIC URGENT CARE		574	98	15%	672
TACACHALE CLINICAL LABORATORY		640	24	4%	664
FLAGLER HOSPITAL LABORATORY	8	31	623	94%	662
VENICE REGIONAL MEDICAL CENTER		573	86	13%	659
LABORATORY SPECIALISTS OF MICHIGAN		484	174	26%	658
NCH HEALTHCARE SYSTEM MICROBIOLOGY LAB		1	652	100%	653
WILLOWBROOKE COURT AT EDGEWATER POINTE ESTATES		645	8	1%	653
CENTRA CARE - SOUTH ORANGE		476	175	27%	651
MINUTECLINIC, LLC DBA MINUTECLINIC #4717		624	19	3%	643
MAVERICK LABS		456	186	29%	642
BAPTIST HEALTH - MD ANDERSON CANCER CENTER		636	4	1%	640
Tampa Lakes Health and Rehabilitation Center	2	568	67	11%	637
MEDICAL FP - WHOLE FAMILY HEALTH CENTER		522	112	18%	634
MINUTECLINIC LLC #5214		578	53	8%	631
NORTH OKALOOSA MEDICAL CENTER		379	249	40%	628
BLUE MED CONSULTANTS		612	16	3%	628
MINUTECLINIC LLC #3662		539	84	13%	623
VITAS HEALTHCARE CORPORATION OF FLA		618	3	0%	621
DOCTOR'S MEMORIAL HOSPITAL		474	141	23%	615
Victoria Nursing and Rehabilitation Center		575	38	6%	613
ADVENT HEALTH CENTRA CARE - MOUNT DORA		276	334	55%	610
MINUTECLINIC LLC # 0514		546	64	10%	610
OPTUM LABS LLC		508	101	17%	609
MINUTE CLINIC LLC		527	82	13%	609
HOLY CROSS HOSPITAL		12	597	98%	609
CVS HEALTH		437	169	28%	606
NORTH SHORE LIJ URGENT CARE PC		572	31	5%	603
Community_Health		482	120	20%	602
PATIENTS FIRST - MAHAN DRIVE		164	435	73%	599
MINUTECLINIC LLC # 3579		505	79	14%	584
MINUTECLINIC LLC #7887		524	60	10%	584
MINUTECLINIC LLC #1067		498	81	14%	579
LEE COUNTY EMERGENCY MEDICAL SERVICE		505	74	13%	579
PARAMOUNT URGENT CARE - CLERMONT		426	150	26%	576
ADVENT HEALTH CENTRA CARE - WATERFORD LAKES		481	94	16%	575
POINT OF CARE TESTING SITE		550	23	4%	573
ADDICTION LABS OF AMERICA	2	526	44	8%	572
NORTH FLORIDA PEDIATRICS - LAKE CITY		412	158	28%	570
COVANCE CLINICAL RESEARCH UNIT INC		554	11	2%	565
KENDALL HEALTHCARE PROPERTIES DBA	2	538	22	4%	562
SANTA ROSA MEDICAL GROUP		462	98	18%	560

# COVID-19: testing by laboratory

Data through Jan 2, 2021 verified as of Jan 3, 2021 at 09:25 AM

Data in this report are provisional and subject to change.

The numbers in the table below represent the number of Florida and non-Florida residents for whom test results were received by the Department of Health. A person can be tested by more than one laboratory and can have both positive and negative results. **Therefore, the sum of the numbers in each column will be larger than the total number of people tested.**

Reporting lab	Inconclusive	Negative	Positive	Percent positive	Total
PALACE NURSING HOME & REHAB CENTER		553	7	1%	560
MOUNT SINAI LABORATORY		532	23	4%	555
VETERANS AFFAIRS MEDICAL CENTER - JAMES A HALEY			554	100%	554
PRIMARY CARE SERVICES AT INDIAN RIVER ESTATES		544	10	2%	554
MANOR PINES CONVALESCENT CENTER LLC	1	537	16	3%	554
MINUTECLINIC LLC #1055		429	120	22%	549
VITAE DIAGNOSTICS		534	13	2%	547
MINUTECLINIC, LLC (CLINIC 10699)		470	75	14%	545
MINUTECLINIC LLC #1771		460	84	15%	544
GENEIQ		514	29	5%	543
ARCPOINT LABS OF CORAL SPRINGS FL		492	47	9%	539
PATIENTS FIRST LAKE ELLA MEDICAL CENTER		483	56	10%	539
C.W. BILL YOUNG VA MEDICAL CENTER	1	17	520	97%	538
HOLMES REGIONAL MEDICAL CENTER		5	531	99%	536
The Sands at South Beach		531	4	1%	535
MINUTECLINIC LLC #8396		467	68	13%	535
NCF DIAGNOSTICS & DNA TECHNOLOGIES	15	199	318	60%	532
ECCOLAB GROUP	1	143	387	73%	531
SOUTHEAST ALABAMA MEDICAL CENT		482	49	9%	531
ST JOHN'S NURSING CENTER		517	13	2%	530
TENNESSEE DOH - NASHVILLE	2	470	58	11%	530
UNIVERSITY OF WEST FLORIDA STUDENT HEALTH SERVICES	1	434	92	17%	527
MINUTECLINIC LLC # 3686		440	86	16%	526
COASTAL URGENT CARE		424	102	19%	526
ADVENTHEALTH EXPRESS CARE		316	208	40%	524
FLORIDA DEPARTMENT OF HEALTH IN POLK COUNTY	2	392	126	24%	520
SHORELINE PHYSICIAN GROUP		333	186	36%	519
SEBASTIAN RIVER MEDICAL CENTER	2	401	114	22%	517
JOHN KNOX VILLAGE HEALTH CENTER		507	10	2%	517
NORTHEAST FLORIDA NEUROLOGY CLINICS, INC		443	72	14%	515
GULF COAST VILLAGE		487	26	5%	513
TREE HOUSE PEDIATRICS PLLC		467	46	9%	513
MINUTECLINIC LLC #7173		456	56	11%	512
CREEKSIDE CARE CENTER	1	424	84	17%	509
GULF COAST MOLECULAR LABORATORIES	11	423	73	14%	507
APALACHEE CORRECTIONAL INSTITUTION EAST UNIT		492	12	2%	504
MID-FLORIDA PATHOLOGY		397	107	21%	504
PALM GARDEN OF PORT SAINT LUCIE		499	5	1%	504
LIFE CARE CENTER OF NEW PORT RICHEY		469	30	6%	499
MOLECULAR INFECTIOUS DISEASES		492	7	1%	499
MINUTECLINIC LLC #3635		440	55	11%	495
GOLDEN GLADES NURSING & REHABILITATION CTR		488	7	1%	495
MINUTECLINIC LLC #3291		439	56	11%	495
MIAMI JEWISH HEALTH SYSTEMS		476	18	4%	494
CLINICAL PATHOLOGY LABS		386	106	22%	492
VETERANS AFFAIRS MEDICAL CENTER - BAY PINES		17	474	97%	491
Signature HealthCare Center of Waterford		468	22	4%	490

# COVID-19: testing by laboratory

Data through Jan 2, 2021 verified as of Jan 3, 2021 at 09:25 AM

Data in this report are provisional and subject to change.

The numbers in the table below represent the number of Florida and non-Florida residents for whom test results were received by the Department of Health. A person can be tested by more than one laboratory and can have both positive and negative results. **Therefore, the sum of the numbers in each column will be larger than the total number of people tested.**

Reporting lab	Inconclusive	Negative	Positive	Percent positive	Total
MEDICAL VB		368	119	24%	<b>487</b>
LIFE CARE CENTER OF ORANGE PARK		470	16	3%	<b>486</b>
MED FAST URGENT CARE CENTER		233	249	52%	<b>482</b>
DAVITA LABORATORY		426	55	11%	<b>481</b>
VILLA MARIA NURSING & REHAB CENTER INC	1	469	11	2%	<b>481</b>
CONSULATE HEALTH CARE OF NEW PORT RICHEY		455	22	5%	<b>477</b>
PROJECT HEALTH, INC SUMTERVILLE	5	408	62	13%	<b>475</b>
INTELEX LABS, LLC		456	17	4%	<b>473</b>
MINUTECLINIC LLC #1821		421	51	11%	<b>472</b>
FISHERMENS HOSPITAL CLINICAL LAB		436	35	7%	<b>471</b>
CONSULATE HEALTHCARE OF VERO BEACH	12	427	32	7%	<b>471</b>
KEYS AHEC SCHOOL MEDICAL CLINIC	6	407	57	12%	<b>470</b>
CLEWISTON NURSING AND REHABILITATION CENTER		464	5	1%	<b>469</b>
LAKELAND REGIONAL HEALTH - PWC/OB		35	433	93%	<b>468</b>
WOODLANDS MEDICAL SPECIALISTS		346	122	26%	<b>468</b>
INTERLACHEN PEDIATRICS		444	20	4%	<b>464</b>
JACKSON MEMORIAL LONG TERM CARE CENTER		450	13	3%	<b>463</b>
MEDRITE MEDICAL CARE, PC	221	216	25	5%	<b>462</b>
LIFE CARE CENTER OF HILLIARD		451	10	2%	<b>461</b>
NORTH FLORIDA PEDIATRICS PA - SUWANNEE		376	84	18%	<b>460</b>
CLARITY LABS		396	63	14%	<b>459</b>
MINUTECLINIC LLC # 3930		403	56	12%	<b>459</b>
ANY LAB TEST NOW	1	310	147	32%	<b>458</b>
EDEN SPRINGS NURSING AND REHAB CENTER		366	90	20%	<b>456</b>
ALTRU DIAGNOSTICS INC	2	427	25	6%	<b>454</b>
PALM GARDEN OF VERO BEACH		415	34	8%	<b>449</b>
NEW YORK HOSPITAL LABORATORIES	1	436	12	3%	<b>449</b>
BROAD INSTITUTE CLINICAL SEQUENCING RESEARCH PLATFORM	1	438	9	2%	<b>448</b>
EMERALD SHORES HEALTH AND REHABILITATION		362	85	19%	<b>447</b>
MINUTECLINIC LLC #3814		362	84	19%	<b>446</b>
MEMORIAL PEMBROKE 24/7 CARE CENTER		340	104	23%	<b>444</b>
MINUTECLINIC LLC #3003		337	106	24%	<b>443</b>
HMA SANTA ROSA MEDICAL CENTER LLC DBA		342	98	22%	<b>440</b>
BALDOMERO LOPEZ STATE VETERANS NURSING HOME	2	435	2	0%	<b>439</b>
RIVER GARDEN HEBREW HOME FOR THE AGED		391	46	11%	<b>437</b>
ST CLOUD REGIONAL MEDICAL CENTER CLINICAL LAB		378	58	13%	<b>436</b>
MINUTECLINIC LLC #4458		354	80	18%	<b>434</b>
ADVENT HEALTH CENTRA CARE - PORT ORANGE		29	403	93%	<b>432</b>
ETHOS WELLNESS PHARMACY		400	31	7%	<b>431</b>
AVECINA MEDICAL JULINGTON	1	240	189	44%	<b>430</b>
ENZO CLINICAL LABS INC	2	411	16	4%	<b>429</b>
JACKSON MEMORIAL PERDUE MEDICAL CENTER		413	16	4%	<b>429</b>
FORT MYERS INTERNAL MEDICINE, LLC		391	37	9%	<b>428</b>
SMA SPECIALTY MEDICAL LAB		115	311	73%	<b>426</b>
Point of Care Testing	1	105	319	75%	<b>425</b>
THERADOC		152	273	64%	<b>425</b>
MYTEST DIAGNOSTICS		395	29	7%	<b>424</b>



# COVID-19: testing by laboratory

Data through Jan 2, 2021 verified as of Jan 3, 2021 at 09:25 AM

Data in this report are provisional and subject to change.

The numbers in the table below represent the number of Florida and non-Florida residents for whom test results were received by the Department of Health. A person can be tested by more than one laboratory and can have both positive and negative results. **Therefore, the sum of the numbers in each column will be larger than the total number of people tested.**

Reporting lab	Inconclusive	Negative	Positive	Percent positive	Total
MINUTECLINIC, LLC #4015		316	107	25%	<b>423</b>
PROHEALTH MEDICAL CLINIC		65	357	85%	<b>422</b>
HEALTH CENTER AT BRENTWOOD	1	386	34	8%	<b>421</b>
GARCIA CLINICAL LABORATORY		28	392	93%	<b>420</b>
Good Samaritan Society Kissimmee Village		356	63	15%	<b>419</b>
FLO-MEDILAB SERVICES LLC		186	233	56%	<b>419</b>
FOUNTAIN MANOR HEALTH AND REHAB CENTER	1	403	14	3%	<b>418</b>
ORLANDO HEALTH AND REHAB CENTER		382	35	8%	<b>417</b>
MINUTECLINIC LLC #7973		351	64	15%	<b>415</b>
NEW PLANT CITY FAMILY CARE	1	221	193	47%	<b>415</b>
Southern Oaks Care Center	1	386	27	7%	<b>414</b>
LEHIGH REGIONAL MEDICAL CENTER LAB		371	42	10%	<b>413</b>
READY RESPONDERS FLORIDA, PLLC		359	54	13%	<b>413</b>
FLORIDA DEPT OF HEALTH IN BREVARD COUNTY	3	348	60	15%	<b>411</b>
MINUTECLINIC LLC #3671		366	44	11%	<b>410</b>
THE PRESERVE		406	4	1%	<b>410</b>
PALM GARDEN OF JACKSONVILLE	2	350	55	14%	<b>407</b>
VETERANS AFFAIRS MEDICAL CENTER		40	366	90%	<b>406</b>
LAUDERDALE NURSING CENTER LLC	1	389	14	3%	<b>404</b>
MINUTECLINIC LLC		356	45	11%	<b>401</b>
VALENCIA HILLS HEALTH AND REHABILITATION CENTER		393	8	2%	<b>401</b>
XYZ LABORATORY	3	360	36	9%	<b>399</b>
ADVENT HEALTH CENTRA CARE - WINTER PARK		260	139	35%	<b>399</b>
TIDE LABORATORIES		356	42	11%	<b>398</b>
HILLCREST HEALTH CARE & REHABILITATION CENTER		390	8	2%	<b>398</b>
Q ANSWER LAB	1	364	32	8%	<b>397</b>
MINUTECLINIC LLC #476		335	62	16%	<b>397</b>
MIDWAY SPECIALLY CARE CENTER		247	150	38%	<b>397</b>
COASTAL PHYSICIANS, LLC		278	118	30%	<b>396</b>
NCH HEALTHCARE BONITA		290	106	27%	<b>396</b>
SPECTOR SCIENTIFIC LAB	1	188	206	52%	<b>395</b>
MINI ER AND URGENT CARE		289	105	27%	<b>394</b>
THE PALACE AT HOMESTEAD	1	379	13	3%	<b>393</b>
HARTS HARBOR HEALTH CARE CENTER		381	11	3%	<b>392</b>
INTERLACHEN PEDIATRICS PA		373	19	5%	<b>392</b>
The Manor at Blue Water Bay		346	45	12%	<b>391</b>
PRIMARY CARE SERVICES AT ST ANDREWS ESTATES		390			<b>390</b>
BARBER		13	376	97%	<b>389</b>
MINUTECLINIC LLC #7225		336	53	14%	<b>389</b>
MANOR AT CARPENTERS		364	24	6%	<b>388</b>
Crestview Rehabilitation Center	3	261	123	32%	<b>387</b>
MINUTECLINIC LLC #4024		333	54	14%	<b>387</b>
MOORINGS PARK INSTITUTE, INC, THE		374	12	3%	<b>386</b>
J AND G MEDICAL GROUP LLC		325	59	15%	<b>384</b>
HENDRY REGIONAL MEDICAL CENTER CLINICAL LABORATORY		278	105	27%	<b>383</b>
WILLOW BROOKE COURT AT INDIAN RIVER ESTATES		346	36	9%	<b>382</b>
Williston Care Center		361	21	5%	<b>382</b>

# COVID-19: testing by laboratory

Data through Jan 2, 2021 verified as of Jan 3, 2021 at 09:25 AM

Data in this report are provisional and subject to change.

The numbers in the table below represent the number of Florida and non-Florida residents for whom test results were received by the Department of Health. A person can be tested by more than one laboratory and can have both positive and negative results. **Therefore, the sum of the numbers in each column will be larger than the total number of people tested.**

Reporting lab	Inconclusive	Negative	Positive	Percent positive	Total
PENSACOLA PEDIATRICS	1	252	128	34%	381
NEW YORK PRESBYTERIAN - CUMC CLINICAL		362	17	4%	379
WHOLE FAMILY HEALTH CENTER INC		307	71	19%	378
CYPRESS VILLAGE		365	11	3%	376
BAYA PHARMACY WEST		8	368	98%	376
CLIFFORD CHESTER SIMS STATE VETERANS		370	6	2%	376
ST ANDREWS BAY SKILLED NURSING &		351	25	7%	376
WEST GABLES HEALTH CARE CENTER		367	9	2%	376
MINUTECLINIC LLC #3285		326	47	13%	373
URGENT CARE BETHESDA	1	318	52	14%	371
MEDONE URGENT CARE CENTER		149	222	60%	371
DOCTORS CENTER,THE		292	78	21%	370
Colonial Lakes Health Care		364	6	2%	370
MINUTECLINIC, LLC #3204		303	67	18%	370
HENDRY REGIONAL MEDICAL CENTER		107	263	71%	370
NAVAL HOSPITAL - JACKSONVILLE		41	327	89%	368
PALM BAY HOSPITAL CLINICAL LABORATORY		199	169	46%	368
Santa Rosa Center for Rehabilitation and Healing		309	56	15%	365
ADVENT HEALTH - TAMPA		148	217	59%	365
Plantation Bay Rehabilitation Center		358	6	2%	364
MINUTECLINIC LLC #3257		292	72	20%	364
GROWING TOGETHER PEDIATRICS LLC		335	28	8%	363
PARKLANDS FACILITY INC	4	349	6	2%	359
DOH - INDIAN RIVER		293	65	18%	358
MEDONE URGENT CARE AT ST. AUGUSTINE		111	247	69%	358
SOLARIS HEALTHCARE CHARLOTTE HARBOR		335	21	6%	356
INFORM DIAGNOSTICS		349	6	2%	355
PEDIATRICS OF CENTRAL FLORIDA PA	10	321	24	7%	355
FAIR HAVENS CENTER, OPCO		349	5	1%	354
LIFE CARE CENTER OF PENSACOLA		334	17	5%	351
BALDWIN PEDIATRICS	1	332	18	5%	351
ADVENT HEALTH CENTRA CARE - LAKE MARY	2	99	249	71%	350
VETERANS AFFAIRS MEDICAL CENTER - GAINESVILLE		2	348	99%	350
CATALYST WALK IN CLINIC		267	83	24%	350
BAYSHORE DIAGNOSTICS		309	40	11%	349
SANFORD LABORATORIES		325	23	7%	348
NORTH FLORIDA PEDIATRICS PA		300	48	14%	348
PALM GARDEN OF OCALA		330	16	5%	346
UR MEDICINE LABS- CENTRAL LABORATORY		331	15	4%	346
CITY MEDICAL OF NEW JERSEY, PC		314	31	9%	345
HERON POINTE HEALTH AND REHABILITATION	1	344			345
FAMILY HEALTH CENTERS OF SWF LABS	2	286	56	16%	344
HARBOUR HEALTH CENTER		336	7	2%	343
MY CLINICAL LAB		224	118	35%	342
KETAMINE HEALTH CENTERS LLC		315	27	8%	342
MINUTECLINIC LLC #3654		284	58	17%	342
VILLAGE AT VIENNA SQUARE,THE	6	329	5	1%	340



# COVID-19: testing by laboratory

Data through Jan 2, 2021 verified as of Jan 3, 2021 at 09:25 AM

Data in this report are provisional and subject to change.

The numbers in the table below represent the number of Florida and non-Florida residents for whom test results were received by the Department of Health. A person can be tested by more than one laboratory and can have both positive and negative results. **Therefore, the sum of the numbers in each column will be larger than the total number of people tested.**

Reporting lab	Inconclusive	Negative	Positive	Percent positive	Total
PALM GARDEN OF TAMPA		336	3	1%	339
SELECT REFERENCE LABORATORIES, LLC	1	326	12	4%	339
MINUTECLINIC LLC #4201		299	39	12%	338
NSPIRE HEALTHCARE MIAMI LAKES	3	325	9	3%	337
GENESIS DIAGNOSTICS		234	102	30%	336
MAYFLOWER ASSISTED LIVING		333	2	1%	335
INDIAN RIVER CTR, LLC		305	30	9%	335
NORTH FLORIDA REHABILITATION & SPECIALTY CARE☐		332	3	1%	335
CRUCIAL CARE EMERGENCY MEDICINE DOCTORS		273	61	18%	334
CORAL BAY HEALTHCARE AND REHABILITATION	1	328	5	1%	334
GOLDEN GATE FAMILY CLINIC		83	250	75%	333
NCHMD, INC SOUTHEAST IMMEDIATE CARE		244	89	27%	333
SIPARADIGM, DIAGNOSTIC INFORMATICS		273	58	18%	331
Stacey Health Care Centers Inc. dba Riverside Care Center		307	23	7%	330
VRL EUROFINIS		320	10	3%	330
PHYSICIANS PRIMARY CARE LAB		289	41	12%	330
RICARDO NAVARRO DO PA		295	34	10%	329
FERNANDINA BEACH REHAB AND NURSING	1	325	3	1%	329
ARCPOINTS LABS		294	35	11%	329
TREASURE COAST COMMUNITY HEALTH	3	287	39	12%	329
PEDIATRIC HEALTHCARE ALLIANCE PA		301	28	9%	329
MAIN STREET MEDICAL CENTER		39	289	88%	328
LITTLE PINE PEDIATRICS		213	115	35%	328
FIU-HEALTH AUXILIARY LABORATORY		302	26	8%	328
NORTH PINELLAS STATMED QUICK QUALITY CLINICS		236	92	28%	328
MANOR CARE HEALTH SERVICES - FT MYERS		316	10	3%	326
TRI-COUNTY NURSING AND REHABILITATION CENTER INC		311	15	5%	326
ADVENT HEALTH CENTRA CARE - LEESBURG		13	311	96%	324
USAFSAM/PHE		173	150	46%	323
CITRUS NURSING CENTER LLC		307	15	5%	322
ADVENTHEALTH MEDICAL GROUP PROMPT CARE		233	89	28%	322
BOND AND STEELE CLINIC PA		188	132	41%	320
MIDWAY SPECIALTY CARE CENTER	3	202	113	36%	318
ABBHEY DELRAY		315	3	1%	318
MINUTECLINIC LLC #5216		262	53	17%	315
CORE DIAGNOSTIC LABORATORIES LLC		236	79	25%	315
SIGNATURE HEALTHCARE OF BROOKWOOD GARDENS		314	1	0%	315
APP-UNIPATH, LLC	2	301	12	4%	315
Ocala Health and Rehabilitation Center		304	10	3%	314
RUSKIN HEALTH CENTER		205	109	35%	314
GENESIS MEDICAL LABORATORY MIAMI FL.		83	229	73%	312
BLOUNTSTOWN REHABILITATION CENTER LLC		217	95	30%	312
FLORIDA HOSPITAL WAUCHULA		209	103	33%	312
FLORIDA HOSPITAL MEDICAL GROUP		242	69	22%	311
PALMS OF SEBRING		292	18	6%	310
FLAGLER COUNTY HEALTH DEPARTMENT		266	43	14%	309
MANOR OAKS NURSING & REHAB CENTER	2	306	1	0%	309

# COVID-19: testing by laboratory

Data through Jan 2, 2021 verified as of Jan 3, 2021 at 09:25 AM

Data in this report are provisional and subject to change.

The numbers in the table below represent the number of Florida and non-Florida residents for whom test results were received by the Department of Health. A person can be tested by more than one laboratory and can have both positive and negative results. **Therefore, the sum of the numbers in each column will be larger than the total number of people tested.**

Reporting lab	Inconclusive	Negative	Positive	Percent positive	Total
EAST LAKE PEDIATRICS		251	57	19%	308
MEDSCAN LABORATORY INC	1	161	145	47%	307
MINUTECLINIC LLC, #10357		304	1	0%	305
MEDEXPRESS LUTZ		3	302	99%	305
CORAL TRACE HEALTH CARE☐	1	299	5	2%	305
MEDICAL CENTER CLINIC-IMMEDIATE CARE	1	253	50	16%	304
LPG COCONUT POINT		250	54	18%	304
ORLANDO HEALTH CENTER FOR REHABILITATION		297	7	2%	304
VITAS HEALTHCARE CORP OF CENTRAL FL		296	6	2%	302
CONSULATE HEALTH CARE OF BAYONET POINT	3	293	5	2%	301
CHILDRENS MEDICAL ASSOCIATION		279	22	7%	301
Palmetto Subacute Care Center		294	7	2%	301
AMERICA'S PHARMACY LLC		263	37	12%	300
FLORIDA GULF COAST UNIVERSITY		151	149	50%	300
BAPTIST PRIMARY CARE	2	238	60	20%	300
MINUTECLINIC LLC #3648		236	63	21%	299
ADVENT HEALTH CENTRA CARE - PALM COAST		41	257	86%	298
ADVENT HEALTH CENTRA CARE - TITUSVILLE		56	241	81%	297
HAINES CITY REHABILITATION AND NURSING CENTER		285	12	4%	297
ORCHARD PARK HEALTH & REHABILITATION		294	2	1%	296
BUENA VISTA URGENT CARE		264	32	11%	296
ASAP LAB LLC		198	98	33%	296
CLARIDGE HOUSE NURSING CENTER		280	15	5%	295
Life Care Center of Ocala		277	16	5%	293
CAPE CANAVERAL HOSPITAL		151	141	48%	292
Life Care Center at Wells Crossing		276	15	5%	291
NORTHWEST MEDICAL CENTER CLINICAL LABORATORY		175	116	40%	291
24 HOUR PEDIATIC CARE CENTER	1	263	26	9%	290
AUBURN UNIVERSITY MEDICAL CLINIC		227	62	21%	289
FLORIDA DEPARTMENT OF HEALTH CLAY COUNTY	1	206	82	28%	289
DELTONA HEALTH CARE		266	23	8%	289
LIFEBRITE	1	118	168	59%	287
CARENOW URGENT CARE – FORT PIERCE		177	110	38%	287
SPECIALTY HEALTH AND REHABILITATION CENTER		260	24	8%	284
SPRING HILL HEALTH AND REHABILITATION CENTER		271	13	5%	284
VETERANS AFFAIRS MEDICAL CENTER - LAKE CITY		52	231	82%	283
MINUTECLINIC LLC #1815		256	27	10%	283
BOCA BIOLISTICS REFERENCE LABORATORY	2	185	95	34%	282
PHYSICIANS STAT LAB INC		237	45	16%	282
LAKELAND REGIONAL HEALTH SYSTEMS INC		16	266	94%	282
URGENT CARE OF THE PALM BEACHES		3	278	99%	281
VITAS LUTHERAN TOWERS INPATIENT PROGRAM		265	16	6%	281
MINUTECLINIC LLC # 7933		235	45	16%	280
BIOCEPT		264	16	6%	280
PALM GARDEN OF GAINESVILLE	2	275	2	1%	279
PRUITT HEALTH-SANTA ROSA		275	2	1%	277
FLORIDA HOSPITAL HEARTLAND MED CTR LAKE PLACID		205	72	26%	277

# COVID-19: testing by laboratory

Data through Jan 2, 2021 verified as of Jan 3, 2021 at 09:25 AM

Data in this report are provisional and subject to change.

The numbers in the table below represent the number of Florida and non-Florida residents for whom test results were received by the Department of Health. A person can be tested by more than one laboratory and can have both positive and negative results. **Therefore, the sum of the numbers in each column will be larger than the total number of people tested.**

Reporting lab	Inconclusive	Negative	Positive	Percent positive	Total
BUFFALO CROSSING HEALTHCARE & REHABILITATION CTR		268	9	3%	277
DBI HEALTH INC		267	9	3%	276
MEDFAST URGENT CARE CENTERS		8	268	97%	276
PHYSICIANS REGIONAL WALK-IN		184	92	33%	276
Quest Diag Unspecifd		177	98	36%	275
MINUTECLINIC LLC #8381		219	56	20%	275
BENTON PEDIATRICS INC		250	23	8%	273
WESTCHESTER GARDENS LIMITED PARTNERSHIP		268	5	2%	273
ROLLINS COLLEGE WELLNESS CENTER		130	142	52%	272
SUWANNEE HEALTH AND REHABILITATION CENTER		267	5	2%	272
Manatee Springs Rehabilitation and Nursing Center		255	15	6%	270
MINUTECLINIC, LLC #3245		193	76	28%	269
HEALTH CENTRAL PARK		218	51	19%	269
MEDFAST URGENT CARE CENTER		82	187	70%	269
MINUTECLINIC LLC #4612		210	58	22%	268
GOOD SAMARITAN SOCIETY-DAYTONA		263	5	2%	268
BRIDGEWATER PARK HEALTH AND REHAB		257	11	4%	268
AVELLINO LAB USA, INC	1	257	9	3%	267
Cypress Cove Care Center		174	93	35%	267
SPRINGTREE REHAB & HEALTH CARE CENTER		257	10	4%	267
AURORA DIAGNOSTICS BERNHARDT LABORATORIES PATHOLOGY SERVICE		190	75	28%	265
LIFE CARE PONTE VEDRA INC		261	4	2%	265
AFC URGENT CARE SEMINOLE			264	100%	264
BOCA GRANDE HEALTH CLINIC		248	16	6%	264
Timberridge Center for Rehabilitation and Healing		241	23	9%	264
SHORE ACRES CARE CENTER		255	8	3%	263
BAY VILLAGE OF SARASOTA INC		261	2	1%	263
BREVARD HEALTH ALLIANCE		116	145	56%	261
HALIFAX MEDICAL CENTER-PORT ORANGE LAB		223	38	15%	261
GANDY CROSSING CARE CENTER	1	247	12	5%	260
CLIFFORD CHESTER SIMS VA NURSING HOME		251	9	3%	260
TELESCOPE HEALTH LLC	3	198	59	23%	260
CONSULATE HEALTHCARE OF KISSIMMEE		247	12	5%	259
SOLARIS HEALTHCARE OSCEOLA		254	5	2%	259
FLORIDA WOMAN CARE LABORATORY LLC		232	26	10%	258
MANOR CARE NURSING CENTER OF SARASOTA FL LLC		252	5	2%	257
HOPE HOSPICE AND COMMUNITY SERVICES INC	9	242	6	2%	257
BROOKSVILLE HEALTHCARE CENTER LLC		256	1	0%	257
HOMESTEAD MANOR	2	215	40	16%	257
MINUTECLINIC LLC #5924		206	50	20%	256
MICHAEL A MIDDLETON MD PA		247	8	3%	255
AVENTURA REHAB AND NURSING CENTER		251	4	2%	255
MANORCARE HEALTH SERVICES - VENICE		207	48	19%	255
ASCEND CLINICAL	2	232	20	8%	254
QUALITOX LABORATORIES		105	149	59%	254
EAST LAKE PEDIATRICS PA		233	21	8%	254
VILLAGE DOCTORS FAMILY MEDICAL CENTER OF		202	52	20%	254

# COVID-19: testing by laboratory

Data through Jan 2, 2021 verified as of Jan 3, 2021 at 09:25 AM

Data in this report are provisional and subject to change.

The numbers in the table below represent the number of Florida and non-Florida residents for whom test results were received by the Department of Health. A person can be tested by more than one laboratory and can have both positive and negative results. **Therefore, the sum of the numbers in each column will be larger than the total number of people tested.**

Reporting lab	Inconclusive	Negative	Positive	Percent positive	Total
Solaris HealthCare Windermere		248	6	2%	254
FAIRWAY OAKS CENTER LLC	6	243	5	2%	254
KEY WEST HEALTH AND REHAB	1	247	5	2%	253
ST JUDE CHILDREN'S RESEARCH HOSPITAL		239	13	5%	252
LabCorp (Non-Interfaced)	1	109	139	56%	249
PREMIER PLACE AT THE GLENVIEW		242	7	3%	249
AMERICAN FAMILY CARE PENSACOLA WEST		1	248	100%	249
ROSEWOOD HEALTH AND REHABILITATION CENTER		241	6	2%	247
OCEAN VIEW NURSING AND REHAB CENTER		237	10	4%	247
HEALTHY STEPS PEDIATRICS		220	27	11%	247
CONSULATE HEALTH CARE OF SAFETY HARBOR		244	3	1%	247
SABAL PALMS HEALTH AND REHAB		204	42	17%	246
SHELL POINT VILLAGE MEDICAL CENTER		246			246
MARTIN MEMORIAL MEDICAL CENTER LAB		128	118	48%	246
Marshall Health and Rehabilitation Center		243	2	1%	245
ADVENT HEALTH CENTRA CARE - ORMOND BEACH		98	146	60%	244
STARKE FAMILY MEDICAL CENTER		195	49	20%	244
EXPRESS URGENT CARE LLC		1	243	100%	244
SOLARIS HEALTHCARE PARKWAY	1	240	3	1%	244
SIGNATURE HEALTHCARE OF NORTH FLORIDA		242	2	1%	244
HARDEE MANOR HEALTH CARE CENTER	1	241	2	1%	244
SEA BREEZE REHAB AND NURSING CENTER		239	4	2%	243
ROSEWOOD HEALTHCARE & REHABILITATION CENTER		239	4	2%	243
FIRST QUALITY LABORATORY		226	17	7%	243
FL HUD DESTIN, LLC D/B/A GRAND BOULEVARD HEALTH		209	32	13%	241
GOOD SAMARITAN CARES		236	5	2%	241
LAKE EUSTIS HEALTH AND REHABILITATION CENTER		239	2	1%	241
AFC URGENT CARE CLEARWATER		104	137	57%	241
JACKSONVILLE BEACH PEDIATRIC CARE CENTER		215	26	11%	241
renaissance health and rehabilitation center		234	6	3%	240
AFC URGENT CARE FAMILY CARE			239	100%	239
MINUTECLINIC LLC #1807		195	44	18%	239
Bayside Care Center	1	225	13	5%	239
KISSIMMEE FACILITY OPERATIONS LLC		232	7	3%	239
ADVENT HEALTH CENTRA CARE - ALTAMONTE SPRINGS		145	94	39%	239
BROWARD NURSING & REHABILITATION CTR	8	228	2	1%	238
DIAMOND RIDGE HEALTH AND REHABILITATION CENTER		222	15	6%	237
ADVENT HEALTH CENTRA CARE - UNIVERSITY	1	95	140	59%	236
HEATHER HILL HEALTHCARE CENTER		197	39	17%	236
PERSONALIZED GENETIC TESTING	1	142	92	39%	235
MALABAR/ADVENT CENTRA CARE		47	188	80%	235
Glades West Rehabilitation and Nursing Center		231	4	2%	235
CHILDRENS MEDICAL ASSOCIATION PA		209	26	11%	235
PALM GARDEN OF CLEARWATER		217	17	7%	234
MEMPHIS PATHOLOGY LABORATORY	4	212	17	7%	233
REGENTS PARK AT AVENTURA		221	11	5%	232
LOOP PEDIATRICS PA		204	28	12%	232



# COVID-19: testing by laboratory

Data through Jan 2, 2021 verified as of Jan 3, 2021 at 09:25 AM

Data in this report are provisional and subject to change.

The numbers in the table below represent the number of Florida and non-Florida residents for whom test results were received by the Department of Health. A person can be tested by more than one laboratory and can have both positive and negative results. **Therefore, the sum of the numbers in each column will be larger than the total number of people tested.**

Reporting lab	Inconclusive	Negative	Positive	Percent positive	Total
Vi at Lakeside Village Skilled Nursing		229	3	1%	232
TAMARAC REHABILITATION & HEALTH CENTER		231			231
OSPREY LODGE		219	12	5%	231
Bay Breeze Senior Living and Rehabilitation Center		181	50	22%	231
Fernandina Beach Rehabilitation and Nursing Center		230	1	0%	231
PruittHealth Santa Rosa		195	35	15%	230
ARCHER HEALTH VENTURES, LLC		205	25	11%	230
Solaris Healthcare Daytona	1	225	4	2%	230
ROSEN MEDICAL CENTER		205	25	11%	230
THE PALACE MANAGEMENT - THE PALACE AT CORAL GABLES		229			229
OAK HAMMOCK AT THE UNIVERSITY OF FLORIDA		223	6	3%	229
PruittHealth Panama City	1	207	19	8%	227
ADVENT HEALTH CENTRA CARE - COLONIAL TOWN	1	175	51	22%	227
BEAR CREEK NURSING CENTER		223	2	1%	225
LAKE PARK OF MADISON		221	4	2%	225
MINUTECLINIC LLC #3236		199	25	11%	224
LEHIGH VALLEY GENOMICS			224	100%	224
BAY TREE CARE AND REHABILITATION CENTER		197	26	12%	223
MINUTECLINIC, LLC #5817		183	40	18%	223
ELLENTON PEDIATRICS		206	17	8%	223
Destin Healthcare and Rehabilitation Center	1	217	5	2%	223
LYNN HAVEN SPORTS COMPLEX-WALKON CLINIC		20	203	91%	223
HARBOURWOOD	1	217	4	2%	222
LUTHERAN HAVEN		219	3	1%	222
MANDARIN PEDIATRICS		209	12	5%	221
DIAMOND RIDGE HEALTH AND REHABILITATION		209	12	5%	221
BUREAU OF CLINICAL LABORATORIES		183	37	17%	220
DAVID SCOTT MADWAR MD PA□		201	19	9%	220
AFC URGENT CARE TYRONE		2	218	99%	220
FLORIDA DEPARTMENT OF HEALTH		193	27	12%	220
STEWART ROCKLEDGE HOSPITAL		165	54	25%	219
Boynton Beach Rehabilitation Center	2	213	4	2%	219
THE MANOR AT CARPENTERS		185	32	15%	217
LAKE PORT SQUARE		200	17	8%	217
TERRACES OF LAKE WORTH CARE CENTER□		216	1	0%	217
MEDIPATH		10	207	95%	217
CHIPOLA HEALTH AND REHAB		206	11	5%	217
ST. CLOUD REGIONAL MEDICAL CENTER		199	17	8%	216
PROTEUS MOLECULAR AND CLINICAL LAB	1	144	71	33%	216
TUSKAWILLA NURSING AND REHAB CENTER	2	208	5	2%	215
RULEME CENTER	2	204	8	4%	214
GATEWAY/ADVENT CENTRA CARE	1	24	189	88%	214
ST JAMES HEALTH AND REHABILITATION CENTER		187	26	12%	213
Consulate Health Care of North Fort Myers		203	9	4%	212
Sunset Point Center		210	2	1%	212
POCONO MEDICAL CENTER		212			212
PCB CLINIC		167	45	21%	212

# COVID-19: testing by laboratory

Data through Jan 2, 2021 verified as of Jan 3, 2021 at 09:25 AM

Data in this report are provisional and subject to change.

The numbers in the table below represent the number of Florida and non-Florida residents for whom test results were received by the Department of Health. A person can be tested by more than one laboratory and can have both positive and negative results. **Therefore, the sum of the numbers in each column will be larger than the total number of people tested.**

Reporting lab	Inconclusive	Negative	Positive	Percent positive	Total
SERENADES IN THE VILLAGES		171	40	19%	211
SUNRISE DIAGNOSTIC LABORATORY		158	53	25%	211
BLOCK, NATION, CHASE, AND SMOLEN FAMILY MEDICINE		157	54	26%	211
PARKS HEALTHCARE & REHABILITATION CTR	4	205	1	0%	210
ADVENT HEALTH CENTRA CARE		104	106	50%	210
CALHOUN LIBERTY HOSPITAL		145	65	31%	210
REDI MED LLC		129	81	39%	210
CONSULATE HEALTH CARE OF WINTER HAVEN		209			209
The Palace Nursing and Rehabilitation Center		209			209
SPRINGS AT BOCA CIEGA BAY,THE		200	7	3%	207
TGH		1	206	100%	207
PALM GARDEN OF AVENTURA		206	1	0%	207
Heritage Healthcare at Tallahassee		205	2	1%	207
Taylor Care Center		203	3	1%	206
TIERRA PINES CENTER		197	9	4%	206
CLERMONT HEALTH AND REHABILITATION CENTER		198	7	3%	205
HOMESTEAD VILLAGE		201	3	1%	204
EDGEWATER AT WATERMAN VILLAGE,THE		193	10	5%	203
PALM GARDEN OF ORLANDO		184	19	9%	203
POLK COUNTY HEALTH DEPARTMENT		178	24	12%	202
FULGENT GENETICS	2	162	38	19%	202
PEDIATRICS IN BREVARD PA		188	14	7%	202
HEALTH FIRST - HOLMES REGIONAL MEDICAL CENTER		32	170	84%	202
DOCTORS MEMORIAL FAMILY MEDICINE	2	137	62	31%	201
VAMC WEST PALM LAB		5	196	98%	201
Governors Creek Health and Rehabilitation	1	198	2	1%	201
MINUTECLINIC LLC #3748		164	36	18%	200
SUN COUNTRY PEDIATRICS PLLC	6	178	16	8%	200
ELMHURST HOSPITAL CENTER	1	190	9	5%	200
BAYA POINTE NURSING AND REHABILITATION		118	82	41%	200
ORCHARD RIDGE CARE AND REHABILITATION CENTER		199	1	1%	200
SAMANTHA WILSON CARE CENTER		192	7	4%	199
W FRANK WELLS NURSING HOME		173	26	13%	199
GRAND COURT TAMPA		198	1	1%	199
FLORIDA CLINICAL LABORATORY-BIOREFERENCE LABORATORIES		64	135	68%	199
ORANGE COUNTY HEALTH DEPT		191	8	4%	199
ABBOTT LABORATORIES		142	57	29%	199
ER QUICKCARE PL		166	32	16%	198
PATHGROUP LABS LLC		94	104	53%	198
DEPARTMENT OF HEALTH & HUMAN SERVICES		198			198
PEDIATRIC HEALTH CARE ALLIANCE, PA		180	18	9%	198
MINUTECLINIC LLC #3255		159	38	19%	197
MEDIQUICK URGENT CARE CENTERS INC		62	135	69%	197
JACKSON PLAZA NURSING & REHAB CENTER		195	2	1%	197
HARDEE COUNTY HEALTH DEPARTMENT		157	39	20%	196
MIAMI JEWISH HEALTH SYSTEMS, INC	1	188	7	4%	196
USA HEALTH UNIVERSITY HOSPITAL CLINICAL LABORATORY	1	192	2	1%	195



# COVID-19: testing by laboratory

Data through Jan 2, 2021 verified as of Jan 3, 2021 at 09:25 AM

Data in this report are provisional and subject to change.

The numbers in the table below represent the number of Florida and non-Florida residents for whom test results were received by the Department of Health. A person can be tested by more than one laboratory and can have both positive and negative results. **Therefore, the sum of the numbers in each column will be larger than the total number of people tested.**

Reporting lab	Inconclusive	Negative	Positive	Percent positive	Total
SILVERCREST HEALTH AND REHABILITATION CENTER	3	186	6	3%	195
GLENRIDGE ON PALMER RANCH,THE		189	6	3%	195
VIERA HOSPITAL, INC		144	50	26%	194
FELLOWSHIP HOME AT THE FAIRWAY LLC		191	3	2%	194
SERANADES BY SONATA WEST ORANGE		172	21	11%	193
SABAL DIRECT PRIMARY CARE, PA		163	30	16%	193
ASSOCIATESMD MEDICAL GROUP INC		159	33	17%	192
Chatsworth at PGA National, LLC		187	5	3%	192
MOLECULAR TESTING LABS		156	36	19%	192
ADVENT HEALTH - CARROLLWOOD	4	166	22	11%	192
CARENOW	2	105	84	44%	191
SOLARIS HEALTHCARE MERRITT ISLAND		172	19	10%	191
Solaris Healthcare Coconut Creek		189	2	1%	191
WESTWOOD HEALTHCARE SNF		163	28	15%	191
TRENTON MEDICAL CENTER INC DBA PALMS MEDICAL GROUP	4	140	46	24%	190
SIGNATURE HEALTHCARE AT THE COURTYARD		144	46	24%	190
MEDICAL CENTER OF DELTONA, INC		146	44	23%	190
HAVEN OF OUR LADY OF PEACE INC		185	4	2%	189
SILVER CREEK SENIOR LIVING COMMUNITY		188	1	1%	189
Bayside Health and Rehabilitation		164	24	13%	188
AFC URGENT CARE		52	136	72%	188
Lake Port Square Health Center		177	11	6%	188
CARRINGTON PLACE OF ST PETE LLC		187	1	1%	188
WOMEN'S CARE FLORIDA LABORATORY		183	5	3%	188
ManorCare Health Services-Palm Harbor		188			188
HEALTH LINK DIAGNOSTIC LABORATORIES		182	5	3%	187
RIVERS FAMILY MEDICINE PA		143	44	24%	187
San Jose Health & Rehabilitation		186			186
PLANTATION NURSING & REHAB CENTER		186			186
NEO GENOMICS - FORT MYERS	1	179	5	3%	185
Life Care Center of Punta Gorda	1	175	8	4%	184
OCALA FAMILY MEDICAL CENTER INC	1	147	36	20%	184
ST. JAMES BAY HEALTH AND REHABILITATION CENTER		183	1	1%	184
EPN URGENT CARE		43	141	77%	184
CRONOS CLINICAL LABORATORY	9	125	50	27%	184
Nspire Health Care Kendall		173	10	5%	183
ADVENT HEALTH CENTRA CARE - WESLEY CHAPEL		13	170	93%	183
SOLARIS SENIOR LIVING VERO BEACH		179	4	2%	183
HEARTLAND PEDIATRICS OF LAKE WALES		162	20	11%	182
VILLAGE DOCTORS OF KEYSTONE		136	46	25%	182
MINUTECLINIC LLC #1350		150	32	18%	182
CARITHERS PEDIATRIC GROUP		159	22	12%	181
MINUTECLINIC LLC #3637		121	59	33%	180
CENTRA CARE – AZALEA PARK		98	82	46%	180
BROOKDALE FORT MYERS CYPRESS LAKE		179	1	1%	180
LITTLE PINE PEDIATRICS PLLC		147	32	18%	179
LONGWOOD FAMILY PRACTICE		141	37	21%	178

# COVID-19: testing by laboratory

Data through Jan 2, 2021 verified as of Jan 3, 2021 at 09:25 AM

Data in this report are provisional and subject to change.

The numbers in the table below represent the number of Florida and non-Florida residents for whom test results were received by the Department of Health. A person can be tested by more than one laboratory and can have both positive and negative results. **Therefore, the sum of the numbers in each column will be larger than the total number of people tested.**

Reporting lab	Inconclusive	Negative	Positive	Percent positive	Total
UNIVERSITY OF TAMPA STUDENT HEALTH AND SHC CLINICAL LABORATORY		45	133	75%	178
NADAL PEDIATRICS - VICTORIA STREET (3385)		150	27	15%	177
ACCURATE DIAGNOSTIC LABS, INC		167	9	5%	176
CONSULATE HEALTH CARE OF MELBOURNE		175	1	1%	176
DIGNITY HEALING, LLC		165	11	6%	176
SUPERIOR RESIDENCES OF PANAMA CITY BEACH		170	6	3%	176
BAYVIEW CENTER		173	2	1%	175
DXTERITY DIAGNOSTICS	1	170	4	2%	175
MANOR CARE OF NAPLES FL LLC		173	2	1%	175
ADVENT HEALTH CENTRA CARE - DAYTONA BEACH		89	86	49%	175
Consulate Health Care of St. Petersburg		174			174
PALM GARDEN OF WINTER HAVEN		160	14	8%	174
TALLAHASSEE NHHI LLC		172	1	1%	173
ABBIEJEAN RUSSELL CARE CENTER☐		173			173
MEDICAL CONSULTANTS OF FLORIDA LLC	1	141	31	18%	173
ARCPOINT LABS OF ST PETERSBURG		117	56	32%	173
FORT PIERCE HEALTH CARE		172	1	1%	173
NIGHT LITE PEDIATRICS WINTER GARDEN		144	29	17%	173
BAPTIST HEALTH PRIMARY CARE	1	134	38	22%	173
MEDICAL CONSULTANTS OF FLORIDA, LLC		144	29	17%	173
NSPIRE HEALTHCARE LAUDERHILL		167	5	3%	172
COMMUNITY HEALTH AND REHABILITATION CENTER		148	24	14%	172
FINLAY CLINICAL LABORATORY INC		35	137	80%	172
REHABILITATION CENTER OF LAKE CITY, THE		154	17	10%	171
OCEAN REEF MEDICAL CENTER		149	21	12%	170
ADVENT HEALTH CENTRA CARE - WINTER HAVEN	1	81	88	52%	170
VETERANS AFFAIRS MEDICAL CENTER - MIAMI			169	100%	169
PALM GARDEN OF WEST PALM BEACH☐	1	155	13	8%	169
FLORIDA DEPARTMENT OF HEALTH IN CALHOUN COUNTY		114	55	33%	169
AZALEA TRACE		158	11	7%	169
Orchid Cove at Sarasota		169			169
PANAMA CITY DEVELOPMENTAL CENTER☐		168			168
DIAGNOSTIC & CLINICAL CARE SERVICES INC DBA		139	29	17%	168
ADVENT HEALTH CENTRA CARE - CARROLLWOOD		4	164	98%	168
INN AT ASTON GARDENS, THE		164	4	2%	168
Parkview Rehabilitation Center at Winter Park		164	3	2%	167
URGENT CARE OF THE PALM BEACHES, NORTH PALM BEACH			164	100%	164
ADVENT HEALTH - ORLANDO		135	29	18%	164
ADVENT HEALTH CENTRA CARE - OVIEDO		63	101	62%	164
BRADENTON HEALTH CARE		163			163
TRI COUNTY NURSING HOME		162	1	1%	163
PINES OF SARASOTA		162	1	1%	163
SOLARIS HEALTHCARE LAKE CITY		106	56	35%	162
The Inn at Sarasota Bay Club		160	2	1%	162
WIREGRASS DIRECT PRIMARY CARE PLLC☐		137	25	15%	162
CORAL REEF NURSING & REHAB CENTER		161			161
Emory L Bennett State Veterans Nursing Home		159	2	1%	161

# COVID-19: testing by laboratory

Data through Jan 2, 2021 verified as of Jan 3, 2021 at 09:25 AM

Data in this report are provisional and subject to change.

The numbers in the table below represent the number of Florida and non-Florida residents for whom test results were received by the Department of Health. A person can be tested by more than one laboratory and can have both positive and negative results. **Therefore, the sum of the numbers in each column will be larger than the total number of people tested.**

Reporting lab	Inconclusive	Negative	Positive	Percent positive	Total
GREENBRIAR REHABILITATION AND NURSING CENTER	1	159			160
HOSPITAL FOR SPECIAL SURGERY		159	1	1%	160
HUNT CLUB PEDIATRIC ASSOCIATES, P.A.		138	22	14%	160
Consulate Healthcare of West Palm Beach		151	9	6%	160
AVECINA MOBILE		118	42	26%	160
KEYSTONE REHAB		160			160
CHAUTAUQUA REHABILITATION AND NURSING CENTER		150	9	6%	159
WUESTHOFF REF LABORATORY			158	100%	158
ARBOR FACILITY INC		158			158
SARNO EXTENDED HOURS		104	54	34%	158
Englewood Healthcare and Rehab		141	15	10%	156
DOCTORS MEMORIAL HOSPITAL		44	112	72%	156
QUICK CARE MED		125	31	20%	156
LASER & SURGERY CENTER OF THE PALM BEACHES☐		155	1	1%	156
Lakewood Nursing Center		140	15	10%	155
ADVENT HEALTH CENTRA CARE - TEMPLE TERRACE	1	96	58	37%	155
COCOA BEACH/ADVENT CENTRA		41	114	74%	155
PRUITT HEALTH		153	2	1%	155
TIMBERRIDGE NURSING HOME & REHAB		123	32	21%	155
PADDOCK RIDGE		152	3	2%	155
PALMETTTO FACILITY INC	1	153			154
WATERMARK LAKE POINTE WOODS LLC		139	15	10%	154
NORTH FLORIDA PEDIATRICS - MARIANNA		118	36	23%	154
AMERICAN FINNISH NURSING HOME	1	151	2	1%	154
ASTON GARDENS AT PELICAN MARSH		151	2	1%	153
GOOD SAMARITAN CENTER		153			153
ATLANTIC SHORES NURSING AND REHAB CENTER		151	2	1%	153
SEMINOLE NURSING PAVILION		146	7	5%	153
BRENTWOOD RETIREMENT COMMUNITY	3	135	14	9%	152
ALLSOUTH URGENT CARE			152	100%	152
ALL SEASONS NAPLES LLC☐		150	2	1%	152
OSPREY VILLAGE AT AMELIA ISLAND LTD		146	6	4%	152
ST CATHERINE'S WEST REHABILITATION HOSPITAL		150	2	1%	152
ORLANDO HEALTH EMERGENCY DEPARTMENT		141	10	7%	151
SAINTS 120 LLC	1	117	33	22%	151
FLORIDA KEYS PEDIATRICS & ADOLESCENT CENTER		144	7	5%	151
FAWCETT MEMORIAL HOSPITAL-LAB		39	111	74%	150
DIAMOND RIDGE		147	3	2%	150
AMBULATORY SURGERY CENTER OF BOCA RATON LTD		149	1	1%	150
OAKBROOK HEALTH AND REHABILITATION CENTER	1	148			149
PRECISION HEALTH RESOURCES, LLC	1	133	15	10%	149
CITRUS HEALTH AND REHAB		128	20	14%	148
ADVENT HEALTH CENTRA CARE - ST. CLOUD		131	15	10%	146
COLONY CLUB ALF,THE		136	10	7%	146
FLORIDA HEALTH CARE PLAN INC		2	144	99%	146
CARE ONE OF FLORIDA	1	96	48	33%	145
LAB CORP	1	88	56	39%	145

# COVID-19: testing by laboratory

Data through Jan 2, 2021 verified as of Jan 3, 2021 at 09:25 AM

Data in this report are provisional and subject to change.

The numbers in the table below represent the number of Florida and non-Florida residents for whom test results were received by the Department of Health. A person can be tested by more than one laboratory and can have both positive and negative results. **Therefore, the sum of the numbers in each column will be larger than the total number of people tested.**

Reporting lab	Inconclusive	Negative	Positive	Percent positive	Total
FAMILY CARE PARTNERS OF NORTHEAST FLORIDA LLC		92	53	37%	145
REGENCY CARE OF BLOUNTSTOWN LLC		135	10	7%	145
GENE BY GENE		61	83	58%	144
SUNLAND MARIANNA COX MEDICAL CENTER		122	22	15%	144
EDGEWOOD NURSING CENTER		142	2	1%	144
UCC - WELLINGTON			143	100%	143
Quail Run Health Care Center		143			143
JEFFERY WEINZWEIG		2	141	99%	143
FIRST CHOICE PEDIATRICS		99	43	30%	142
ATLANTIC URGENT CARE		98	44	31%	142
ORANGE BLOSSOM FAMILY HEALTH		133	9	6%	142
NATIONS BEST FAMILY HEALTH CARE		69	73	51%	142
SANDBAY URGENT CARE		110	31	22%	141
GOLD CHOICE SENIOR COMMUNITIES		103	38	27%	141
URGENT CARE EXPRESS LLC			140	100%	140
COLOR GENOMICS, INC.	1	137	2	1%	140
CAREMED CLINIC LLC		83	57	41%	140
TARPON POINT NURSING AND REHABILITATION CENTER		139			139
CENTERSTONE OF FLORIDA☐		132	7	5%	139
MEADOWCREST FAMILY PHYSICIANS		92	47	34%	139
PALM BEACH COUNTY HEALTH DEPT LAB	3	131	5	4%	139
AMERICAN RESEARCH LABS		7	131	95%	138
AMERICAN PATHOLOGY PARTNERS		136	2	1%	138
ARCADIA HEALTH AND REHABILITATION CENTER		100	38	28%	138
ANCIENT CITY PEDIATRICS		132	6	4%	138
SOUTHWEST ORLANDO FAMILY MEDICINE, PL		112	26	19%	138
Rehabilitation Center for Park Place LLC		135	2	1%	137
MANOR AT BLUEWATER BAY		131	6	4%	137
PPC-LAB EDI ORCHARD BI		129	8	6%	137
TRINITY REGIONAL REHAB CENTER		128	9	7%	137
WRIGHTS HEALTH CARE AND REHABILITATION CENTER		108	29	21%	137
HOLIDAY CVS LLC DBA CVS/PHARMACY #0440		134	3	2%	137
CAYUGA MEDICAL CENTER AT ITHACA		134	3	2%	137
PAVILION FOR HEALTHCARE, THE		136			136
PORT ST LUCIE REHABILITATION AND HEALTHCARE		98	38	28%	136
VENICE REGIONAL BAYFRONT HEALTH (PULMONARY)		126	10	7%	136
BENDERSON FAMILY SKILLED NURSING AND☐		123	13	10%	136
PIONEER CLINICAL LAB, LLC		104	32	24%	136
CONEY ISLAND HOSPITAL		133	3	2%	136
ROSECASTLE OF ZEPHRHILLS		134	2	1%	136
IRL MARKET LAB ALACHUA		104	31	23%	135
REFUAH HEALTH CENTER LABORATORY		131	4	3%	135
GOOD SAMARITAN SOCIETY OF DELAND		126	9	7%	135
CANTERFIELD OF OCALA, LLC		133	2	1%	135
LABORATORY OF FLORIDA		83	52	39%	135
STATMED QUICK QUALITY CLINIC AT NORTH PINELLAS		65	70	52%	135
ARDEN COURTS OF LARGO FL, LLC		126	8	6%	134

# COVID-19: testing by laboratory

Data through Jan 2, 2021 verified as of Jan 3, 2021 at 09:25 AM

Data in this report are provisional and subject to change.

The numbers in the table below represent the number of Florida and non-Florida residents for whom test results were received by the Department of Health. A person can be tested by more than one laboratory and can have both positive and negative results. **Therefore, the sum of the numbers in each column will be larger than the total number of people tested.**

Reporting lab	Inconclusive	Negative	Positive	Percent positive	Total
EVENT MED SERVICES LABORATORY		131	3	2%	<b>134</b>
Whispering Oaks	7	116	11	8%	<b>134</b>
PALMETTO FAMILY HEALTHCARE	1	79	54	40%	<b>134</b>
PRIMECARE OF DOTHAN		89	44	33%	<b>133</b>
UNITED CLINICAL LABORATORIES		124	9	7%	<b>133</b>
SOMERBY LAKE NONA		130	3	2%	<b>133</b>
ADVANCED AMBULATORY SURGERY CENTER		125	8	6%	<b>133</b>
ADVENT HEALTH CENTRA CARE - DELAND		28	105	79%	<b>133</b>
CANTERFIELD OF CLAY COUNTY		111	21	16%	<b>132</b>
SUNSHINE URGENT CARE LLC		88	44	33%	<b>132</b>
Surrey Place Healthcare and Rehabilitation		132			<b>132</b>
FORT WALTON REHABILITATION CENTER		95	37	28%	<b>132</b>
THE REHABILITATION CENTER OF LAKE CITY		127	5	4%	<b>132</b>
WOODBIDGE FACILITY INC		130	1	1%	<b>131</b>
INTEGRATED REGIONAL LABORATORIES		119	12	9%	<b>131</b>
LONGWOOD HEALTH AND REHABILITATION CENTER		125	6	5%	<b>131</b>
ADVANCED MEDICAL CENTER		86	44	34%	<b>130</b>
SOLARIS HEALTHCARE IMPERIAL		125	5	4%	<b>130</b>
MATHISON RETIREMENT COMMUNITY, INC		128	2	2%	<b>130</b>
NCRNC INC		128	2	2%	<b>130</b>
ADVENT HEALTH CENTRA CARE - AZALEA PARK		112	18	14%	<b>130</b>
JACKSONVILLE KIDS PEDIATRICS, PLLC		111	19	15%	<b>130</b>
ADVENT HEALTH CENTRA CARE - LONGWOOD		24	105	81%	<b>129</b>
EDWARD J HEALEY REHAB & NURSING CENTER		129			<b>129</b>
BAPTIST PRIMARY CARE, INC		121	8	6%	<b>129</b>
EXOSOME DIAGNOSTICS	1	116	12	9%	<b>129</b>
BMHSI-AEL MICROBIOLOGY LABORATORY	2	102	25	19%	<b>129</b>
Solaris Healthcare Lake Bennet		113	16	12%	<b>129</b>
CENTRACARE		17	112	87%	<b>129</b>
GUEST HOUSE OCALA, THE		126	3	2%	<b>129</b>
BROOKDALE PALMER RANCH	1	106	22	17%	<b>129</b>
GLADES HEALTH CARE CENTER		126	3	2%	<b>129</b>
PATRIOT MEDICAL LABORATORIES		125	3	2%	<b>128</b>
MIRACLE HILL NURSING & REHABILITATION CENTER INC		125	3	2%	<b>128</b>
FHMG-FLORIDA HOSPITAL MEDICAL GROUP		109	19	15%	<b>128</b>
AMELIA MEDICAL CARE		14	113	89%	<b>127</b>
TUSCAN GARDENS OF PALM COAST		126	1	1%	<b>127</b>
PALM HARBOR FAMILY PRACTICE & WALK-IN		92	35	28%	<b>127</b>
MILLENNIUM LAB SERVICES			127	100%	<b>127</b>
TRI-COUNTY NURSING HOME		117	10	8%	<b>127</b>
FIRST CHOICE PRIMARY CARE		102	25	20%	<b>127</b>
GESSLER CLINIC PA		98	29	23%	<b>127</b>
SUWANNEE VALLEY NURSING CENTER		120	7	6%	<b>127</b>
MINUTECLINIC LLC #8927		94	32	25%	<b>126</b>
LAKESIDE NEUROLOGIC		122	4	3%	<b>126</b>
MOBILE INFIRMARY MED CENTER PATH LAB		113	12	10%	<b>125</b>
FLOMEDILAB		19	106	85%	<b>125</b>



# COVID-19: testing by laboratory

Data through Jan 2, 2021 verified as of Jan 3, 2021 at 09:25 AM

Data in this report are provisional and subject to change.

The numbers in the table below represent the number of Florida and non-Florida residents for whom test results were received by the Department of Health. A person can be tested by more than one laboratory and can have both positive and negative results. **Therefore, the sum of the numbers in each column will be larger than the total number of people tested.**

Reporting lab	Inconclusive	Negative	Positive	Percent positive	Total
POINT WASHINGTON MEDICAL CLINIC		1	124	99%	125
GENETWORKX		17	108	86%	125
Gulf Coast Healthcare (Longwood Health and Rehab		113	11	9%	124
MACTOWN, INC		124			124
FAMILY CARE PARTNERS OF NE FLORIDA LLC		80	44	35%	124
THE CLUB AND REHABILITATION CENTER		123	1	1%	124
LIFE CARE CENTER OF ALTAMONTE SPRINGS		102	21	17%	123
ARTHREX MEDICAL CENTER		48	75	61%	123
LabCorp L#09258090 M#09258105		73	50	41%	123
PROVIDENCE HOSPITAL LABORATORY		118	5	4%	123
FHMG FLORIDA HOSPITAL MEDICAL GROUP		106	17	14%	123
GRAVITY DIAGNOSTICS, LLC		35	87	71%	122
CSL PLASMA		24	98	80%	122
SOUTH CAMPUS FACILITY INC		116	5	4%	121
Heartland Healthcare of Ft. Myers	1	120			121
PARKVIEW HEALTH		121			121
PEDIATRICS BY THE SEA		120	1	1%	121
BAPTIST PRIMARY CARE INC		103	18	15%	121
ESTERO ISLAND MEDICAL CENTER		102	18	15%	120
GRAVITY DIAGNOSTICS		42	78	65%	120
TUSCAN GARDENS OF VENETIA MANAGEMENT COMPANY		119	1	1%	120
MORSELIFE MEMORY CARE RESIDENCE		116	3	3%	119
Concordia Village of Tampa AL		118	1	1%	119
MATHISON RETIREMENT COMMUNITY		114	5	4%	119
XPRESS URGENT CARE	2	103	14	12%	119
CHARTER SENIOR LIVING OF PANAMA CITY BEACH		100	18	15%	118
BOSTON RED SOX CLUB LP		117	1	1%	118
YOUR FAMILY WALK-IN CLINIC		3	115	97%	118
RDX BIOSCIENCE		60	58	49%	118
PALMS MEDICAL GROUP HIGH SPRINGS		103	15	13%	118
PROVISTA DIAGNOSTICS, INC		115	3	3%	118
NEW YORK CITY DEPARTMENT OF HEALTH & MENTAL		108	10	8%	118
WEDGEWOOD HEALTHCARE CENTER		88	29	25%	117
Heritage Park Rehabilitation & Healthcare		101	16	14%	117
AMEERAH LABS, LLC		94	23	20%	117
BOND CLINIC PA PEDIATRICS DEPT		102	15	13%	117
DOCTOR'S IN HOUSE LABORATORY		15	102	87%	117
MINUTECLINIC LLC #5187		99	18	15%	117
NEIGHBORHOOD MEDICAL CENTER		112	5	4%	117
HCSO OCCUPATIONAL HEALTH AND WELLNESS CENTER		88	29	25%	117
CLINICAL PATHOLOGY LABS INC		116			116
WESLEY HAVEN VILLA	1	107	8	7%	116
VIERA MANOR ASSISTED LIVING RESIDENCE		110	6	5%	116
JACKSONVILLE NURSING AND REHAB CENTER		112	4	3%	116
AVON PARK PEDIATRICS INC		102	14	12%	116
BELVEDERE COMMONS OF FORT WALTON BEACH		106	9	8%	115
PEDIATRIC ASSOCIATES OF OCALA PA		101	14	12%	115



# COVID-19: testing by laboratory

Data through Jan 2, 2021 verified as of Jan 3, 2021 at 09:25 AM

Data in this report are provisional and subject to change.

The numbers in the table below represent the number of Florida and non-Florida residents for whom test results were received by the Department of Health. A person can be tested by more than one laboratory and can have both positive and negative results. **Therefore, the sum of the numbers in each column will be larger than the total number of people tested.**

Reporting lab	Inconclusive	Negative	Positive	Percent positive	Total
PRIMARY CARE SOUTH INC		1	114	99%	115
MV MEDICAL PRACTICE DBA PRIMARY URGENT CARE		109	5	4%	114
ASCENSION MEDICAL GROUP		2	112	98%	114
COQUINA CENTER		113	1	1%	114
HILLSBOROUGH COUNTY DEVELOPMENTAL CTR	1	111	2	2%	114
SOUTH BALDWIN REGIONAL MEDICAL CENTER		107	7	6%	114
Lakeside Nursing and Rehabilitation Center	1	90	22	19%	113
SOLARIS HEALTHCARE BAYONET POINT		109	4	4%	113
WHITE WILSON MEDICAL IMMEDIATE CARE NICEVILLE		1	112	99%	113
KR at Hillsborough Lakes/Lutz Healthcare		112	1	1%	113
FOUNTAINS OF HOPE LLC, THE		111	1	1%	112
ALLIED HEALTH FORT PIERCE		112			112
SHOAL CREEK REHABILITATION CENTER		71	41	37%	112
STEWART MEDICAL GROUP		34	78	70%	112
UNIVERSITY OF MIAMI		1	111	99%	112
SUNNY HILLS ALF OF SEBRING INC		104	8	7%	112
COASTAL HEALTH AND REHAB		110	2	2%	112
CENTRA CARE - HUNTER'S CREEK		52	59	53%	111
HIALEAH SHORES NURSING AND REHAB CENTER		103	8	7%	111
MINUTECLINIC DIAGNOSTIC OF RHODE ISLAND, LLC #729		107	4	4%	111
PEDIATRIC HEALTHCARE ALLIANCE		98	12	11%	110
NORTH FLORIDA MEDICAL GROUP		71	39	35%	110
PALM BEACH PEDIATRICS PA	2	98	10	9%	110
NAPLES CHILDREN'S URGENT CARE		96	14	13%	110
PROFESSIONAL HEALTH EXAMINERS		95	15	14%	110
MEYER PEDIATRICS		97	12	11%	109
BRIGHTON EGGERT PHARMACY INC		104	5	5%	109
ADVENT HEALTH CENTRA CARE - BRANDON		30	79	72%	109
RDV SPORTSPLEX PEDIATRICS		92	17	16%	109
ISLAND HEALTH AND REHABILITATION CENTER		109			109
NORTH FL SOUTH GA HCS-MALCOM RANDALL VAMC			109	100%	109
FLORIDA HEART & VASCULAR MULTISPECIALTY GROUP PA		76	32	30%	108
Crossbreeze care center		107	1	1%	108
BOCA RATON REHABILITATION CENTER	2	103	3	3%	108
NORTH FLORIDA PEDIATRICS PA - DUVAL		96	12	11%	108
EVANS HEALTH CARE		106	2	2%	108
AMA MEDICAL GROUP LLC		87	21	19%	108
Cross Terrace REhabitation		106	1	1%	107
CORE BIO LABS		74	33	31%	107
GRAND OAKS HEALTH & REHABILITATION		106	1	1%	107
BAY VUE NURSING AND REHABILITATION CENTER		98	9	8%	107
TREASURE COAST MEDICAL ASSOCIATES		2	104	98%	106
HEART OF FLORIDA REGIONAL MED CTR		35	71	67%	106
CARE ONE OF FLORIDA LLC		12	94	89%	106
MINUTECLINIC LLC #4987		92	14	13%	106
ADVENT HEALTH CENTRA CARE - SANFORD		28	78	74%	106
AMERICAN MEDICAL RESPONSE		103	2	2%	105

# COVID-19: testing by laboratory

Data through Jan 2, 2021 verified as of Jan 3, 2021 at 09:25 AM

Data in this report are provisional and subject to change.

The numbers in the table below represent the number of Florida and non-Florida residents for whom test results were received by the Department of Health. A person can be tested by more than one laboratory and can have both positive and negative results. **Therefore, the sum of the numbers in each column will be larger than the total number of people tested.**

Reporting lab	Inconclusive	Negative	Positive	Percent positive	Total
URGENT CARE TCMA			105	100%	105
ADVENT HEALTH - LAKE NONA		91	14	13%	105
THE WELLNESS CENTER AT LAKEWOOD RANCH		19	85	82%	104
SPRINGS AT LAKE POINTE WOODS		102	2	2%	104
REGENCY PARK		86	18	17%	104
WIMAUMA COMMUNITY HEALTH CENTER		82	22	21%	104
BAY VIEW HEALTHCARE		85	19	18%	104
KENNEDY PAIN CLINIC GROUP LLC		91	12	12%	103
SMILEY MEDICAL GROUP		75	28	27%	103
JAMES A HALEY VETERANS HOSPITAL			103	100%	103
PEDIATRICS OF GREATER ORLANDO		91	12	12%	103
SUNFLOWER SPRINGS ASSISTED LIVING		99	3	3%	102
UNIVERSITY MEDICAL CENTER SUITES		90	12	12%	102
MILLER BIOCONNECT		84	18	18%	102
SURREY PLACE CARE CENTER		97	5	5%	102
FG RAPID RESULTS	1	51	50	49%	102
PALMS FACILITY INC		88	14	14%	102
DE LUNA HEALTH AND REHABILITATION CENTER		100	1	1%	101
24/7 PEDIATRIC CARE CENTERS INC		97	4	4%	101
OPTUMCARE FLORIDA LLC		64	37	37%	101
HEALTH PARK CARE CENTER		101			101
FLORIDA DEPARTMENT OF HEALTH IN LAKE COUNTY	1	65	35	35%	101
FIRST CHOICE PEDIATRICS SEMORAN		74	27	27%	101
MANOR CARE OF BOYNTON BEACH LLC		98	2	2%	100
ADVENT HEALTH CENTRA CARE - CITRUS PARK		8	92	92%	100
Chatham Glen Healthcare and Rehabilitation Center		95	5	5%	100
VILLAGE PLACE NH LLC		78	22	22%	100
PONTE VEDRA GARDENS		99	1	1%	100
LEESBURG PEDIATRICS		92	8	8%	100
Consulate Health Care of Port Charlotte		98	2	2%	100
LAKEVIEW TERRACE RETIREMENT COMMUNITY		96	3	3%	99
DAIRY ROAD URGENT CARE		60	39	39%	99
PHYSICIANS REGIONAL CLINIC		82	17	17%	99
CENTRAL FLORIDA HEALTH CARE		47	52	53%	99
WOOD LAKE HEALTH AND REHABILITATION CENTER		99			99
SONATA COCONUT CREEK	1	83	15	15%	99
Signature healthcare of Jacksonville		95	4	4%	99
HOLISTIX TREATMENT CENTERS		94	5	5%	99
GRANDE, THE	2	92	4	4%	98
ENCOMPASS HEALTH REHABILITATION HOSPITAL	5	90	3	3%	98
FLORIDA COMMUNITY HEALTH CENTERS INC			98	100%	98
PLAZA OF HALLANDALE BEACH		98			98
MD 365 MEDICAL CARE		97	1	1%	98
HEALTH CENTERS AT BRENTWOOD		96	1	1%	97
MONTEFIORE MEDICAL CENTER LABORATORIES - MOSES		89	8	8%	97
FRICKS PHARMACY		78	18	19%	96
QUEENS HOSPITAL CENTER		92	4	4%	96

# COVID-19: testing by laboratory

Data through Jan 2, 2021 verified as of Jan 3, 2021 at 09:25 AM

Data in this report are provisional and subject to change.

The numbers in the table below represent the number of Florida and non-Florida residents for whom test results were received by the Department of Health. A person can be tested by more than one laboratory and can have both positive and negative results. **Therefore, the sum of the numbers in each column will be larger than the total number of people tested.**

Reporting lab	Inconclusive	Negative	Positive	Percent positive	Total
DOCTORS MEMORIAL FAMILY PRACTICE	2	72	22	23%	96
BAYSHORE MEMORY CARE		96			96
GRACE PEDIATRICS		77	19	20%	96
GLOBAL CENTRAL LABS AT PPD	2	87	7	7%	96
PEDIATRIC ASSOCIATES ORLANDO		82	14	15%	96
THE TERRACE OF KISSIMMEE		80	15	16%	95
KINDRED HOSPITAL	6	88	1	1%	95
DEVANSH LAB WERKS INC		79	16	17%	95
EAST NEW YORK DIAGNOSTIC AND TREATMENT		90	5	5%	95
LIFE CARE CENTER OF WINTER HAVEN		83	12	13%	95
ADVENT HEALTH CENTRA CARE - KISSIMMEE		61	34	36%	95
LAKE HOUSE ASSISTED LIVING		79	16	17%	95
PINELLAS CARE CENTER		68	27	28%	95
VISTA MANOR		92	3	3%	95
CROSS POINTE CARE CENTER	2	93			95
DAYSPRING VILLAGE		93	1	1%	94
DIAGNOSTIC SOLUTIONS		3	91	97%	94
HEALTH CARE DISTRICT OF PALM BEACH COUNTY	1	10	83	88%	94
WESTCHESTER MEDICAL CENTER		92	2	2%	94
BOND CLINIC, PA		66	28	30%	94
HOLLEY NAVARRE MEDICAL CLINIC		60	34	36%	94
BORLAND GROOVER CLINIC	1	79	14	15%	94
SEMINOLE COUNTY HEALTH DEPARTMENT		75	18	19%	93
ARBOR TRAIL		77	16	17%	93
OAKS OF KISSIMMEE HEALTH AND REHABILITATION CENTER		93			93
EXCEL PEDIATRICS		68	25	27%	93
FLORIDA HEALTH CARE PLANS			92	100%	92
EXPRESS PHARMACY		86	6	7%	92
SONATA DELRAY BEACH		87	5	5%	92
TIFFANY HALL NURSING AND REHAB CENTER		91	1	1%	92
WHITE PLAINS HOSPITAL CENTER LAB		90	2	2%	92
THE COURTYARD ASSISTED LIVING		88	4	4%	92
MG PORT CHARLOTTE II SUBTENANT LLC		81	11	12%	92
BROWARD HEALTH CORAL SPRINGS EPIDEMIOLOGY DEPT		1	91	99%	92
CHILDREN MED CARE INC		76	16	17%	92
HOBDAIR FAMILY HEALTH LLC		62	29	32%	91
ADVENTHEALTH CENTRA CARE WINTER HAVEN		1	90	99%	91
NAVY HOSPITAL			91	100%	91
UNIVERSITY HEALTH SYSTEM INC		82	9	10%	91
ADVENT HEALTH CENTRA CARE - ORANGE CITY		14	77	85%	91
ADDINGTON PLACE AT WELLINGTON GREEN		90	1	1%	91
Courtyards of Orlando Care Center		87	4	4%	91
SIGNATURE HEALTHCARE OF PORT CHARLOTTE		84	7	8%	91
HERON CLUB AT PRESTANCIA		89	2	2%	91
TGH URGENT CARE – SEMINOLE			90	100%	90
CHIPOLA MEDICAL ASSOCIATES, LLC		46	44	49%	90
VETERANS AFFAIRS ORLANDO VA MEDICAL CENTER			90	100%	90

# COVID-19: testing by laboratory

Data through Jan 2, 2021 verified as of Jan 3, 2021 at 09:25 AM

Data in this report are provisional and subject to change.

The numbers in the table below represent the number of Florida and non-Florida residents for whom test results were received by the Department of Health. A person can be tested by more than one laboratory and can have both positive and negative results. **Therefore, the sum of the numbers in each column will be larger than the total number of people tested.**

Reporting lab	Inconclusive	Negative	Positive	Percent positive	Total
DIAGNOSTIC LABORATORY OF OKLAHOMA		73	17	19%	90
HURLBURT FIELD CLINIC		39	51	57%	90
KEYS MEDICAL GROUP			90	100%	90
AYERS HEALTH & REHABILITATION CENTER		90			90
GEORGIA DEPARTMENT OF PUBLIC HEALTH		1	89	99%	90
LUIS A GHIGLINO MD PA		88	2	2%	90
ADVENT HEALTH CENTRA CARE - WATERMAN		78	12	13%	90
NATURE COAST MEDICAL GROUP		50	39	44%	89
CABANA AT JENSEN DUNES, THE		89			89
HUNT CLUB PEDIATRIC ASSOCIATES PA		51	38	43%	89
ISLAND URGENT CARE PLLC DBA AFC URGENT CARE		88	1	1%	89
FAMILY HEALTH CENTERS OF SOUTHWEST FLORIDA INC		60	29	33%	89
LEE COUNTY SCHOOL DISTRICT	1	82	6	7%	89
NO FLORIDA PEDIATRICS, PA		80	9	10%	89
FARAH MEDICAL		87	2	2%	89
KALEIDA HEALTH CENTER FOR LABORATORY		82	6	7%	88
GOVERNOR'S CREEK HEALTH & REHABILITATION		87	1	1%	88
TRADITION MEDICAL CENTER LABORATORY		48	40	45%	88
SOUTH BALDWIN MEDICAL CENTER GULF SHORES		69	19	22%	88
AVERO DIAGNOSTICS		64	24	27%	88
BRANDON HEALTH AND REHABILITATION CENTER	1	85	1	1%	87
PACIFIC ANALYTICS			87	100%	87
ADVENT HEALTH CENTRA CARE - HUNTERS CREEK	3	43	41	47%	87
WELLNOW URGENT CARE PC		87			87
ARDEN COURTS OF TAMPA		87			87
ST MARK ASSISTED LIVING CENTER	1	75	11	13%	87
URINEGOODHANDS LLC		84	2	2%	86
North Lake Care Center		85	1	1%	86
ADVENT HEALTH - PALM HARBOR ER		64	22	26%	86
CONTINENTAL CLINICAL RESEARCH, LLC		82	4	5%	86
ST ANTHONYS REHABILITATION HOSPITAL	3	81	2	2%	86
AMERICAN HOUSE-BONITA SPRINGS		85	1	1%	86
W. FRANK WELLS NURSING HOME		84	1	1%	85
PREDICTIVE LABORATORIES, INC	1	77	7	8%	85
CITRUS MEMORIAL HEALTH SYSTEM LAB		2	83	98%	85
NO FLORIDA PEDIATRICS, PA - BRADFORD		73	12	14%	85
FREEDOM INN AT TARPON SPRINGS		81	4	5%	85
ADVENT HEALTH CENTRA CARE - SOUTH ORANGE		69	16	19%	85
US MEDICAL CARE, INC		75	10	12%	85
MIAMI SHORES NURSING & REHAB		85			85
WILLOW BROOKE COURT AT AZALEA TRACE		84			84
NITE LITE PEDIATRICS - JACKSONVILLE		76	8	10%	84
CHERRY OAK PALM BEACH COUNTY		80	4	5%	84
PINES OF SARASOTA GARDEN		84			84
SEASIDE HEALTH AND REHABILITATION CENTER		28	56	67%	84
LABCORP EMPLOYER SERVICES		82	1	1%	83
QUICK CARE MED PL CR		80	3	4%	83

# COVID-19: testing by laboratory

Data through Jan 2, 2021 verified as of Jan 3, 2021 at 09:25 AM

Data in this report are provisional and subject to change.

The numbers in the table below represent the number of Florida and non-Florida residents for whom test results were received by the Department of Health. A person can be tested by more than one laboratory and can have both positive and negative results. **Therefore, the sum of the numbers in each column will be larger than the total number of people tested.**

Reporting lab	Inconclusive	Negative	Positive	Percent positive	Total
CLYDE E LASSEN STATE VETERANS NURSING HOME		59	24	29%	83
DISCOVERY VILLAGE AT NAPLES		83			83
NSPIRE HEALTHCARE TAMARAC		80	2	2%	82
LAB		29	53	65%	82
LAKEVIEW INTERNAL MEDICINE		43	39	48%	82
SUNY UPSTATE MEDICAL UNIVERSITY		78	4	5%	82
DOLPHIN POINTE HEALTH CARE LLC		69	13	16%	82
VIERA HOSPITAL			82	100%	82
THE PAVILION FOR HEALTH CARE		72	10	12%	82
CAREMOUNT MEDICAL - PATHOLOGY		79	3	4%	82
VILLAS OF HOLLY BROOK - BRADENTON 14TH		81			81
PHYSICIAN PARTNERS PERRY		43	38	47%	81
MIDWAY PRIMARY CARE, LLC		79	2	2%	81
LATE HOURS URGENT CARE		47	34	42%	81
RIDGEWOOD DIAGNOSTIC LABORATORY		77	4	5%	81
BROWARD PARTNERSHIP	2	78			80
CHILDRENS CLINIC WEST FLORIDA PEDIATRICS		73	7	9%	80
KORGENE LAB	1	23	56	70%	80
MY CLINICAL LAB INC		17	63	79%	80
PHYSICIANS REGIONAL MEDICAL CENTER - PINE RIDGE		18	62	78%	80
JUPITER MEDICAL CENTER URGENT CARE			79	100%	79
CBS LABS OF TAMPA LLC		3	76	96%	79
VETERANS AFFAIRS MEDICAL CENTER - PALO ALTO		28	51	65%	79
SARAPATH DIAGNOSTICS			79	100%	79
CATHOLIC HEALTH SYSTEM DEPT LABORATORY		77	2	3%	79
EDGEWATER AT WATERMAN VILLAGE		78	1	1%	79
ALL FLORIDA FAMILY AND SPORTS MEDICINE		72	7	9%	79
JOHN KNOX VILLAGE OF FLORIDA ALF	1	76	1	1%	78
BIODESIX, INC.		61	17	22%	78
NORTH FLORIDA INTERNAL MEDICINE PA		63	15	19%	78
ST MARK VILLAGE		74	3	4%	77
FOUNTAIN INN NURSING & REHABILITATION CTR, INC		71	6	8%	77
ORANGE CITY NURSING AND REHAB		75	2	3%	77
TRUE NORTH HEALTH NAVIGATION LLC DBA DISPATCHHEALTH	1	60	16	21%	77
CONSULATE HEALTH CARE OF SARASOTA□		77			77
DYNAMIC MEDICAL USA			76	100%	76
PROFESSIONAL HEALTH EXAMINERS DBA PROHEALTH		66	10	13%	76
CLINICAL PATHOLOGY ASSOCIATES-SONIC REFERENCE LAB		76			76
CLEVELAND CLINIC FOUNDATION		12	64	84%	76
ADVENT HEALTH CENTRA CARE - WINTER GARDEN		14	62	82%	76
NORTH PORT REHABILITATION AND NURSING CENTER□		75	1	1%	76
ARBOR GLEN AT ARBOR TRACE	2	67	7	9%	76
ERIE COUNTY MEDICAL CTR CLINICAL LABS		71	4	5%	75
LAKE MORTON PLAZA□		72	3	4%	75
ASAP LABS LLC		71	4	5%	75
WINDSOR REFLECTIONS		74	1	1%	75
Solaris Senior Living North Naples ALF		70	5	7%	75



# COVID-19: testing by laboratory

Data through Jan 2, 2021 verified as of Jan 3, 2021 at 09:25 AM

Data in this report are provisional and subject to change.

The numbers in the table below represent the number of Florida and non-Florida residents for whom test results were received by the Department of Health. A person can be tested by more than one laboratory and can have both positive and negative results. **Therefore, the sum of the numbers in each column will be larger than the total number of people tested.**

Reporting lab	Inconclusive	Negative	Positive	Percent positive	Total
ADVENTHEALTH EXPRESSCARE		45	30	40%	75
MEDIPATH LLC		2	73	97%	75
FINNISH AMERICAN REST HOME-ALF		73	2	3%	75
SANDY RIDGE CENTER FOR REHABILITATION AND HEALING		71	3	4%	74
VIPEDIATRICS PLLC		69	5	7%	74
CRANE CENTER		56	18	24%	74
OKEECHOBEE COUNTY HEALTH DEPT	1	44	29	39%	74
NOAH CLINICAL LABORATORY		63	11	15%	74
GULF COAST MEDICAL CENTER		72	2	3%	74
CHARLES CROFT MD	1	73			74
TGH URGENT CARE - TYRONE		2	72	97%	74
VILLAGE PEDIATRICS LLC		57	17	23%	74
MEMORY CARE OF NAPLES		74			74
ARCPPOINT LABS OF SARASOTA MANATEE		18	56	76%	74
SONATA WEST		73	1	1%	74
DB MD		68	6	8%	74
BIO-TECH CLINICAL LABORATORIES		41	33	45%	74
MAGNOLIA DIAGNOSTIC		1	73	99%	74
PROMPT CARE OF CENTRAL FLORIDA			74	100%	74
CONSULATE HEALTH CARE - LAKE MARY		72	1	1%	73
LABCORP RTP		29	44	60%	73
SCOTT LAKE HEALTH AND REHABILITATION CENTER		71	2	3%	73
FORT MYERS REHABILITATION AND NURSING CENTER		67	6	8%	73
WORKPLACE SCREENING INTELLIGENCE			73	100%	73
BENTON HOUSE AT OAKLEAF		51	22	30%	73
SANDY PINES	2	68	3	4%	73
HAVEN OF OUR LADY OF PEACE		72			72
DISCOVERY VILLAGE AT MELBOURNE		71	1	1%	72
HARBORCHASE OF NAPLES		60	12	17%	72
LABFIRST - DEPARTMENT OF PATHOLOGY		70	2	3%	72
FLORIDA DEPARTMENT OF HEALTH IN LIBERTY COUNTY		44	28	39%	72
Madison Health and Rehabilitation Center		42	30	42%	72
LIFE BRITE		66	6	8%	72
MACADAMS HOME HEALTH AGENCY		71	1	1%	72
PINNACLES PEDS CARE PA		71			71
HIGHLANDS MEDICAL CENTER		69	2	3%	71
ADVANCED LAB		67	4	6%	71
NAVARRE GARDENS LLC		54	17	24%	71
AMMON LABS		61	10	14%	71
BOND CLINIC PA		40	31	44%	71
SOUTH GEORGIA MEDICAL CENTER		48	23	32%	71
STONY BROOK UNIVERSITY MEDICAL CENTER		63	8	11%	71
BROOKDALE OVIEDO		69	2	3%	71
BAY EDUCATORS WELLNESS CENTER		45	26	37%	71
Highlands Regional Hospital		63	7	10%	70
BROWARD HEALTH MEDICAL CENTER		3	67	96%	70
Sunnyside Nursing Home		67	3	4%	70



# COVID-19: testing by laboratory

Data through Jan 2, 2021 verified as of Jan 3, 2021 at 09:25 AM

Data in this report are provisional and subject to change.

The numbers in the table below represent the number of Florida and non-Florida residents for whom test results were received by the Department of Health. A person can be tested by more than one laboratory and can have both positive and negative results. **Therefore, the sum of the numbers in each column will be larger than the total number of people tested.**

Reporting lab	Inconclusive	Negative	Positive	Percent positive	Total
MEMORIAL MANOR		70			70
S-H THIRTY-FIVE OPCO- PORT ST LUCIE, LLC	1	69			70
VILLA MARIA WEST SKILLED NURSING FACILITY		64	6	9%	70
QPS, LLC		69	1	1%	70
PICH KTM CORP DBA MEDTOWN PHARMACY		62	8	11%	70
SUNCOAST COMMUNITY HEALTH CENTERS PEDIATRICS		21	49	70%	70
LECONTE MEDICAL CENTER LAB		52	18	26%	70
Summit Medical Group		63	7	10%	70
PLYMOUTH HOME FOR ADULTS, INC.	8	61	1	1%	70
PROMEDICA LABORATORIES		21	49	70%	70
ARDEN COURTS OF DELRAY BEACH FL LLC		69			69
PORT SAINT LUCIE HOSPITAL		68	1	1%	69
FAWCETT MEMORIAL HOSPITAL LABORATORY			69	100%	69
IQBAL A FARUQUI MD		55	14	20%	69
SIMED LABORATORY		57	12	17%	69
USF HEALTH MORSANI CENTER		5	64	93%	69
HERITAGE HEALTHCARE AND REHABILITATION CENTER		69			69
AMERICAN HOUSE SENIOR LIVING		65	3	4%	68
CANOPY ON BERRYHILL, THE		48	20	29%	68
The Grove Health and Rehabilitation		50	18	26%	68
SUMMIT AT VENICE	2	62	4	6%	68
Centre Pointe Health and Rehabilitation Center		63	5	7%	68
PROJECT HEALTH INC		55	13	19%	68
GRAND OAKS OF JENSEN BEACH LLC		68			68
SUNCOAST OPTIMAL WELLNESS		23	45	66%	68
HEALTH FIRST - PALM BAY HOSPITAL		2	66	97%	68
HUNTSVILLE HOSPITAL LABORATORY		49	19	28%	68
PIONEER CLINICAL LAB LLC		46	22	32%	68
SACRED HEART HEALTH SYSTEM, INC		39	29	43%	68
CLEARWATER STATMED QUICK QUALITY CLINICS		29	38	57%	67
CENTRAL BALDWIN IMMEDIATE CARE & FAMILY PRACTICE		51	16	24%	67
JPR URGENT MEDICAL CARE		67			67
AEL- MEMPHIS		17	50	75%	67
LAB PLUS, LLC AT SAINT THOMAS WEST HOSPITAL		53	14	21%	67
DOS OF NORTH SHORES NURSING & REHAB CENTER		66			66
MEDEX MEDICAL EXPRESS OF PALATKA			66	100%	66
CORAL GABLES NURSING & REHABILITATION CENTER		59	7	11%	66
MINUTECLINIC DIAGNOSTIC OF SOUTH CAROLINA, LLC		60	6	9%	66
ASSOCIATED CLINICAL LABORATORIES		59	7	11%	66
SENIOR LIVING VII TAMPA LLC	1	57	8	12%	66
Life Care Center of Sarasota		56	10	15%	66
ATRIUM AT LIBERTY PARK		65	1	2%	66
TAVARES PEDIATRICS		58	8	12%	66
LAKE VIEW CARE CENTER AT DELRAY		64	1	2%	65
J FRANK AVEY MD		52	13	20%	65
VIERA DEL MAR HEALTH AND REHABILITATION CENTER		63	2	3%	65
WASHINGTON REHAB AND NURSING		59	6	9%	65

# COVID-19: testing by laboratory

Data through Jan 2, 2021 verified as of Jan 3, 2021 at 09:25 AM

Data in this report are provisional and subject to change.

The numbers in the table below represent the number of Florida and non-Florida residents for whom test results were received by the Department of Health. A person can be tested by more than one laboratory and can have both positive and negative results. **Therefore, the sum of the numbers in each column will be larger than the total number of people tested.**

Reporting lab	Inconclusive	Negative	Positive	Percent positive	Total
CL BRUMBACK PRIMARY CARE CLINICS		16	49	75%	65
MD 365 MEDICAL CARE PLLC		65			65
OAKHURST CENTER		65			65
KINDRED HOSPITAL THE PALM BEACHES		62	2	3%	64
ONESTOP MEDICAL AND URGENT CARE LLC		50	14	22%	64
ADVENT HEALTH CENTRA CARE - POINCIANA		24	40	63%	64
ST VINCENT'S BIRMINGHAM		60	4	6%	64
OUT OF STATE		40	24	38%	64
NOVARI CARE LLC		51	13	20%	64
WINDSOR OAKS		63	1	2%	64
PEDIATRIC SPECIALISTS MEDICAL GROUP	1	60	3	5%	64
CARENOW LAKE MARY			63	100%	63
JOSEPH L MORSE GERIATRIC CENTER	2	59	2	3%	63
WADSWORTH HEALTH CENTER		60	3	5%	63
POINTE, THE		61	2	3%	63
EISENHOWER ARMY MEDICAL CENTER		59	4	6%	63
F&T MEDICAL RESEARCH, INC		63			63
VIERA HEALTH AND REHABILITATION CENTER		62	1	2%	63
PLANTATION GENERAL HOSPITAL CLINICAL LAB		26	37	59%	63
WINDSOR OF LAKEWOOD RANCH,THE		63			63
FAMILY MEDICAL CARE OF PALM BEACH		40	23	37%	63
SUMMER VISTA ASSISTED LIVING		38	25	40%	63
MEDI CLINIC SARASOTA INC		62	1	2%	63
APC PEDIATRICS AT RYE ROAD MEDICAL PARK		63			63
NEMOURS CHILDREN'S PRIMARY CARE		51	11	18%	62
DOUGLAS T JACOBSON STATE VETERANS HOME		62			62
MIAMI BEACH COMMUNITY HEALTH CENTER			62	100%	62
HUNTINGTON HOSPITAL LABORATORY		60	2	3%	62
PRIME HEALTH OF NORTH PORT LLC		57	5	8%	62
OVERLOOK HOSPITAL LABORATORY		57	5	8%	62
MICRO PATH LABORATORIES INC		60	2	3%	62
MED EXPRESS		6	56	90%	62
STONY BROOK SOUTHAMPTON		61	1	2%	62
UNIVERSITY OF NORTH FLORIDA STUDENT HEALTH		59	3	5%	62
MD LABS		35	27	44%	62
FLORIDA PEDIATRIC GROUP		27	35	56%	62
NXGEN MDX		20	41	67%	61
East Bay Rehabilitation Center		34	27	44%	61
ISLAND COAST PEDIATRICS		56	5	8%	61
AMERICAN FAMILY MEDICAL		48	13	21%	61
ISLAND DOCTORS		3	58	95%	61
EMERALD COAST HOSPICE		60	1	2%	61
SUNRISE URGENT CARE ASSOCIATES LLC D/B/A	1	15	45	74%	61
WALGREENS 10670		54	6	10%	60
PANAMA PHARMACY	2	52	6	10%	60
EXACT SCIENCES LABORATORIES, LLC		15	45	75%	60
BARKLEY PLACE		58	2	3%	60

# COVID-19: testing by laboratory

Data through Jan 2, 2021 verified as of Jan 3, 2021 at 09:25 AM

Data in this report are provisional and subject to change.

The numbers in the table below represent the number of Florida and non-Florida residents for whom test results were received by the Department of Health. A person can be tested by more than one laboratory and can have both positive and negative results. **Therefore, the sum of the numbers in each column will be larger than the total number of people tested.**

Reporting lab	Inconclusive	Negative	Positive	Percent positive	Total
ADVANCED MEDICAL GROUP		1	59	98%	60
EAST ALABAMA MEDICAL CENTER LABORATORY		51	9	15%	60
WASHINGTON REHABILITATION AND NURSING CENTER		51	9	15%	60
RESTORE HEALTH URGENT CARE		21	39	65%	60
BROOKDALE FORT MYERS THE COLONY		58	2	3%	60
ADVENTHEALTH EXPRESS CARE AT WALGREENS 49TH STREET		46	14	23%	60
AFTER HOURS PEDIATRICS INC	1	1	58	97%	60
TWIN CREEKS ASSISTED LIVING & MEMORY CARE		57	3	5%	60
CENTRA CARE POINCIANA	1	45	13	22%	59
BIG BOCA SMILES LLC		57	2	3%	59
BIOTECH		52	7	12%	59
DAYSPRING SENIOR LIVING LLC		58	1	2%	59
HEARTLAND PEDIATRICS OF LAKE PLACID PA		48	11	19%	59
CITRUS MEMORIAL HOSPITAL			59	100%	59
INTERNAL LAB		50	9	15%	59
MINNESOTA TWINS		56	3	5%	59
MAINSTREAM DIAGNOSTIC LABORATORY LLC		50	9	15%	59
ROSECASTLE OF CITRUS		58			58
Margate Health and Rehabilitation Center		56	2	3%	58
THE CANOPY AT BERRYHILL		58			58
MOBILE PHYSICIAN SERVICES INC		56	2	3%	58
ALTERNATIVE LIVING, INC DBA TWIN CITIES PAVILION		58			58
EMBRY RIDDLE AERONAUTICAL UNIVERSITY HEALTH SERVICES			58	100%	58
Crystal Health & Rehab Center		57			57
ZON BEACHSIDE LLC		47	10	18%	57
SUSANNA WESLEY HEALTH CENTER		52	5	9%	57
GV NAPLES OPCO, LLC		57			57
MILLENIUM PHYSICIANS GROUP		1	56	98%	57
ANTHEM LAKES LLC		57			57
KAPG FLEMING ISLAND SENIOR HOUSING OPCO LLC	1	56			57
ALZHEIMERS CARE CENTER OF VIERA LTD		37	20	35%	57
GENPATH			57	100%	57
MED COMP SCIENCES		1	56	98%	57
HARBORCHASE OF VERO BEACH		53	4	7%	57
ASCENSION SACRED HEART BAY LABORATORY		54	3	5%	57
EAGLES WATCH CLUSTER		47	9	16%	56
WHITE WILSON MEDICAL CENTER PA - NAVARRE			56	100%	56
TIFFANY HALL NURSING AND REHAB		44	12	21%	56
NORTH FLORIDA SPINE AND WELLNESS		49	7	13%	56
CRAIG BERGER MD PL D/B/A BAY AREA EYE INSTITUTE		56			56
ADVENTHEALTH MEDICAL GROUP FAMILY MEDICINE AT		45	11	20%	56
FLAGLER COLLEGE HEALTH SERVICES		39	17	30%	56
PALM BAY URGENT CARE		28	28	50%	56
PREMIER MEDICAL ASSOCIATES ALL FLORIDA LLC		54	1	2%	55
CENTURY CENTER FOR REHABILITATION & HEALING		39	16	29%	55
A COUNTRY PLACE ASSISTED LIVING FACILITY		55			55
CENTRAL FLORIDA HEALTHCARE GROUP LLC		48	7	13%	55

# COVID-19: testing by laboratory

Data through Jan 2, 2021 verified as of Jan 3, 2021 at 09:25 AM

Data in this report are provisional and subject to change.

The numbers in the table below represent the number of Florida and non-Florida residents for whom test results were received by the Department of Health. A person can be tested by more than one laboratory and can have both positive and negative results. **Therefore, the sum of the numbers in each column will be larger than the total number of people tested.**

Reporting lab	Inconclusive	Negative	Positive	Percent positive	Total
SONATA HUNTERS CREEK		47	8	15%	55
CENTRA CARE - CONWAY		21	34	62%	55
INDIGO MANOR		22	32	59%	54
CLERMONT HEALTH AND REHAB		40	14	26%	54
COASTAL INTERNAL MEDICINE		43	11	20%	54
VETERANS AFFAIRS MEDICAL CENTER - GULF COAST		27	27	50%	54
CERTUS MTD OPCP LLC		52	2	4%	54
SARASOTA CO. HEALTH DEPT # 58		40	14	26%	54
NEW SMYRNA BEACH URGENT CARE			54	100%	54
UNITED LABORATORY SERVICES CORPORATION		38	16	30%	54
ST. CLOUD MEDICAL GROUP		54			54
JUNIPER VILLAGE AT NAPLES		53	1	2%	54
HOSPICE OF ST FRANCIS INC		52	2	4%	54
PALMS EDGE	1	50	3	6%	54
RIVER TOWN DIAGNOSTIC LLC		17	36	68%	53
CARENOW URGENT CARE - LAKE MARY			53	100%	53
SEMINOLE SPORTS AND FAMILY MEDICINE		50	3	6%	53
FHMG LAKE MARY PEDS		45	8	15%	53
AFC PHYSICIANS OF FLORIDA		37	16	30%	53
LENOX HILL HOSPITAL		49	4	8%	53
SONNIS PEDIATRICS PA		49	4	8%	53
RIVERSIDE RECOVERY OF TAMPA		52	1	2%	53
REGENTS PARK OF BOCA RATON		51	2	4%	53
Osprey Point Nursing Center		51	2	4%	53
ADVENT HEALTH		49	3	6%	52
WILSON MEMORIAL REGIONAL MEDICAL CENTER		49	3	6%	52
INTERNAL MEDICINE SPECIALIST		46	6	12%	52
MAGNOLIA FAMILY URGENT CARE		46	6	12%	52
CROSS CITY REHABILITATION AND HEALTH CARE CENTER		40	12	23%	52
PARKSIDE INN		52			52
JERICO URGENT CARE		49	3	6%	52
NORTH SHORE UNIVERSITY HOSPITAL LABORATORY		48	4	8%	52
RESEARCH CENTERS OF AMERICA, LLC		39	12	24%	51
CATHOLIC HEALTH SERVICES REGIONAL LAB		47	4	8%	51
GULFVIEW MEDICAL INSTITUTE		51			51
JACOBI MEDICAL CENTER		48	3	6%	51
PHYSICIANS PRIMARY CARE OF SOUTHWEST FLORIDA		39	12	24%	51
MEDICAL CONSULTANTS OF FLORIDA DBA		48	3	6%	51
APOLLOMDX LABS		29	22	43%	51
ELLENTON PEDIATRICS PA		45	5	10%	50
SNH BRFL TENANT LLC		50			50
ST FRANCIS HOSPITAL		44	6	12%	50
SONATA BOCA RATON		48	2	4%	50
GATEWAY CARE CENTER		50			50
ADVENT HEALTH - PALM COAST		1	49	98%	50
NITE LITE PEDIATRICS - PORT ST. LUCIE		42	7	14%	49
EC OPCO CARROLLWOOD LLC		43	6	12%	49

# COVID-19: testing by laboratory

Data through Jan 2, 2021 verified as of Jan 3, 2021 at 09:25 AM

Data in this report are provisional and subject to change.

The numbers in the table below represent the number of Florida and non-Florida residents for whom test results were received by the Department of Health. A person can be tested by more than one laboratory and can have both positive and negative results. **Therefore, the sum of the numbers in each column will be larger than the total number of people tested.**

Reporting lab	Inconclusive	Negative	Positive	Percent positive	Total
GENEDX		36	13	27%	49
ALLEGRO		47	2	4%	49
PEDIATRICS IN BREVARD PA- ROCKLEDGE		39	10	20%	49
SOLARIS SENIOR LIVING NORTH NAPLES		48	1	2%	49
AMERICAN FAMILY MEDICAL LLC		32	17	35%	49
USF		1	48	98%	49
KINDRED HOSPITAL MELBOURNE		49			49
KENDALL REGIONAL MEDICAL CENTER LAB	3		46	94%	49
OPPENHEIMER PLASTIC SURGERY LLC		44	4	8%	48
BROWARD HEALTH MEDICAL CENTER CLINICAL LAB			48	100%	48
NAPLES PEDIATRICS INC		43	5	10%	48
BIOIQ			48	100%	48
OAK MANOR NURSING HOME		46	2	4%	48
BEACHES PEDIATRICS PA		46	2	4%	48
BAY CENTER HURRICANE SHELTER		48			48
SOFT CELL LABORATORIES		45	3	6%	48
MEDICATION ROOMS-CSU/CI NURSE STATION	1	41	6	13%	48
CHILDREN'S HOSPITAL OF ALABAMA		47	1	2%	48
BAPTIST MEDICAL CENTER SOUTH		35	13	27%	48
ARBOR OAKS AT TYRONE	5	43			48
COURTYARD GARDENS OF JUPITER		48			48
ADVENT HEALTH CENTRA CARE - SAND LAKE		19	29	60%	48
MIAMI VA HEALTHCARE SYSTEM			48	100%	48
ADVENT HEALTH CENTRA CARE - EAST ORLANDO		21	27	56%	48
ALLIANCE PEDIATRICS		24	24	50%	48
HAWTHORN HOUSE		38	9	19%	47
INTERLAB		1	46	98%	47
BARRY UNIVERSITY STUDENT HEALTH SERVICES		37	10	21%	47
KINDRED HOSPITAL - SOUTH FLORIDA		47			47
ALEXANDER NININGER STATE VETERANS		47			47
GREENLEAF ALF		46	1	2%	47
NAVARRE GARDENS		41	6	13%	47
TRINITY AL SENIOR HOUSING LLC		44	3	6%	47
Peninsula Care and Rehab		45	2	4%	47
PEDIATRIC CARE CENTER- JACKSONVILLE BEACH		19	28	60%	47
STEWART SEBASTIAN RIVER MEDICAL CENTER		27	20	43%	47
PUBLIC SQUARE PHARMACY LLC		34	13	28%	47
CLINICA HISPANA			46	100%	46
HEALTH DESIGNS		40	6	13%	46
FAMILY EXTENDED CARE OF CENTRAL TAMPA		46			46
EAST MANATEE FAMILY	1	1	44	96%	46
ROSECASTLE AT DELANEY CREEK		45	1	2%	46
PREMIER PLACE HEALTHCARE AT THE GLENVIEW		46			46
KINDRED HOSPITAL-BAY AREA-ST PETERSBURG LAB		46			46
STEINHATCHEE FAMILY MEDICAL CENTER		42	4	9%	46
BioReference Laboratories, Inc		6	40	87%	46
FLORIDA ATLANTIC UNIVERSITY STUDENT HEALTH		35	11	24%	46



# COVID-19: testing by laboratory

Data through Jan 2, 2021 verified as of Jan 3, 2021 at 09:25 AM

Data in this report are provisional and subject to change.

The numbers in the table below represent the number of Florida and non-Florida residents for whom test results were received by the Department of Health. A person can be tested by more than one laboratory and can have both positive and negative results. **Therefore, the sum of the numbers in each column will be larger than the total number of people tested.**

Reporting lab	Inconclusive	Negative	Positive	Percent positive	Total
MALCOM RANDALL DEPT OF VAMC			46	100%	46
FLORIDA HEALTH CARE		6	40	87%	46
Darcy Hall Of Life Care		46			46
ELMCROFT OF BELLA VITA□		38	8	17%	46
MARTIN ACQUISITION 1 LLC DBA		40	6	13%	46
H LEE MOFFITT CANCER CENTER MICRO		46			46
HARTFORD HEALTH SERVICES LLC		46			46
UNIVERSITY OF CENTRAL FLORIDA HEALTH SERVICES		45			45
ADVENT HEALTH MEDICAL GROUP OB GYN AT		39	6	13%	45
ALTAMONTE PEDIATRIC ASSOCIATES		31	14	31%	45
MID FLORIDA PATHOLOGY LLC MOBILE UNIT #4		25	20	44%	45
SOUTHPORT SQUARE HARBOUR HEALTH		45			45
PALM BAY PEDIATRICS		33	12	27%	45
ADVENT HEALTH - MOUNT DORA		6	39	87%	45
ALLIANCE OF PHYSICIANS AGAINST COVID-19			44	100%	44
MOOSEHAVEN LIFE CARE CENTER		44			44
EXPERTUS LABORATORIES INC		17	27	61%	44
PEDIATRICS OF CENTRAL FLORIDA – SAINT CLOUD	2	40	2	5%	44
VISITING PHYSICIANS ASSOCIATION		40	4	9%	44
WINTER GARDEN REHAB AND NURSING CENTER		40	4	9%	44
TUKA PEDIATRICS		7	37	84%	44
EMERALD COAST BEHAVIORAL HOSPITAL		42	2	5%	44
SOUTHEAST ALABAMA MEDICAL CENTER			44	100%	44
CHAMBREL AT ISLAND LAKE		43	1	2%	44
TROY REGIONAL MEDICAL CENTER		36	8	18%	44
HEALTH FIRST - CAPE CANAVERAL HOSPITAL		1	43	98%	44
MINUTECLINIC DIAGNOSTIC OF TEXAS, LLC		37	7	16%	44
REDI-MED WALK-IN FAMILY CARE			44	100%	44
RARITAN BAY PERTH AMBOY		42	2	5%	44
CLERMONT URGENT CARE			43	100%	43
RITECARE MED CTR H			43	100%	43
PATRICK AIR FORCE BASE		3	40	93%	43
HOSPICE OF THE EMERALD COAST INC - PANAMA CITY		42	1	2%	43
A2Z DIAGNOSTICS		43			43
MED ONE AT SAINT AUGUSTINE		33	10	23%	43
FAMILY EXTENDED CARE OF WINTER HAVEN		41	2	5%	43
VITAS HEALTHCARE CORP OF FLORIDA		43			43
LAKE MARY KIDS CENTRA CARE		33	10	23%	43
INTERNAL MEDICINE & PEDIATRICS OF TAMPA BAY PA		30	13	30%	43
MENTAL HEALTH CARE INC		38	5	12%	43
STUART URGENT CARE			43	100%	43
SARATOGA HOSPITAL LABORATORY		40	3	7%	43
NADAL PEDIATRICS		34	9	21%	43
IMA MEDICAL GROUP		26	17	40%	43
BRANCH MEDICAL CLINIC			43	100%	43
Guardian Care Nursing and Rehabilitation Center		43			43
The Care Center at Pinellas Park		36	7	16%	43



# COVID-19: testing by laboratory

Data through Jan 2, 2021 verified as of Jan 3, 2021 at 09:25 AM

Data in this report are provisional and subject to change.

The numbers in the table below represent the number of Florida and non-Florida residents for whom test results were received by the Department of Health. A person can be tested by more than one laboratory and can have both positive and negative results. **Therefore, the sum of the numbers in each column will be larger than the total number of people tested.**

Reporting lab	Inconclusive	Negative	Positive	Percent positive	Total
QUOTIENT SCIENCES			43	100%	43
ADVENT HEALTH - LAKE MARY		35	8	19%	43
PREMIER MEDICAL ASSOCIATES		43			43
CLARE BRIDGE OF SARASOTA		41	1	2%	42
CLINICAL LABORATORY		42			42
SEMINOLE TRIBE OF FLORIDA		31	11	26%	42
Atlantic Shore Nursing and Rehab		42			42
ARDEN COURTS OF FORT MYERS		40	2	5%	42
STERLING HOUSE OF TALLAHASSEE	1	39	2	5%	42
VALENCIA HOUSE ALF		42			42
ARBOR TERRACE SAN JOSE LLC	2	39	1	2%	42
MANOR CARE OF PALM HARBOR		42			42
FLORIDA HOSPITAL		26	16	38%	42
PARK OF THE PALMS INC		42			42
BRISTOL AT TAMPA, THE		37	5	12%	42
WALGREENS 3173		34	7	17%	41
PRECISION HEALTH SOLUTIONS LAB		9	32	78%	41
FLORIDA HOSPITAL NEW SMYRNA		4	37	90%	41
TGH URGENT CARE POWERED BY FAST TRACK			41	100%	41
FHMG_CTR FOR SENIOR HEALTH		36	5	12%	41
INN AT THE FOUNTAINS, THE		34	7	17%	41
HERNANDO COUNTY FIRE RESCUE DISTRICT		18	23	56%	41
PEDIATRICS OF CENTRAL FLORIDA KISSI		33	8	20%	41
LCS SANDHILL COVE LLC DBA		39	2	5%	41
RAINBOW PEDIATRICS PC LLC / BREAKFAST POINT		38	3	7%	41
COOPER FAMILY MEDICAL, PLLC		36	5	12%	41
PINELLAS COUNTY JAIL			41	100%	41
ASHRAF MEDICAL GROUP PLLC DBA PULSE MD		41			41
CENTRA CARE – APOPKA	1	2	38	93%	41
MAIMONIDES-SHALOM ACADEMY, INC		40	1	2%	41
TRADITIONAL HOME HEALTH OF PALM BEACH INC		41			41
QUALITY URGENT CARE AND WELLNESS		31	10	24%	41
WELL HEALTH WORKS		39	2	5%	41
POPLAR HEALTHCARE PLLC	1	11	29	71%	41
ROHR HOME		38	3	7%	41
HOLISTIC PEDIATRICS GROUP LLC		37	3	8%	40
PACIFICA SENIOR LIVING OCALA		35	5	13%	40
QUALITY URGENT CARE AND WELLNESS PL		26	14	35%	40
Cross Landings Health and Rehabilitation		40			40
BRONX LEBANON HOSPITAL-MEDICAL CENTER		37	3	8%	40
PRIDE DIAGNOSTICS		24	16	40%	40
SOMERBY OF SANTA ROSA BEACH		38	2	5%	40
PORT CHARLOTTE REHABILITATION CENTER		35	5	13%	40
DAVID POSNACK JEWISH DAY SCHOOL		40			40
JUNIPER VILLAGE AT CAPE CORAL		34	5	13%	39
CLINICAL RESEARCH SEQUENCING PLATFORM		8	31	79%	39
MEDEX MEDICAL EXPRESS OF PALATKA LLC			39	100%	39

# COVID-19: testing by laboratory

Data through Jan 2, 2021 verified as of Jan 3, 2021 at 09:25 AM

Data in this report are provisional and subject to change.

The numbers in the table below represent the number of Florida and non-Florida residents for whom test results were received by the Department of Health. A person can be tested by more than one laboratory and can have both positive and negative results. **Therefore, the sum of the numbers in each column will be larger than the total number of people tested.**

Reporting lab	Inconclusive	Negative	Positive	Percent positive	Total
ADVENT HEALTH EXPRESS CARE		3	36	92%	39
ROCKLEDGE REGIONAL MEDICAL CENTER		30	9	23%	39
CAPITAL REGIONAL MEDICAL CENTER		2	37	95%	39
PLANT CITY PEDIATRICS		37	2	5%	39
LOURDES HOSPITAL INC		37	2	5%	39
GRAND ST PAUL CVS		39			39
CEDAR CREEK AT KINGS BAY INC		39			39
URGENT CARE & WELLNESS CENTER		10	29	74%	39
SUMMIT MEDICAL GROUP PA		38	1	3%	39
BAY COUNTY JAIL ANNEX		34	5	13%	39
NEXT MOLECULAR ANALYTICS		9	30	77%	39
NEW YORK PRESBYTERIAN - QUEENS DIAGNOSTIC		38	1	3%	39
MAGNOLIA MEDICAL CLINIC		4	34	89%	38
HOMEWOOD RESIDENCE AT FREEDOM PLAZA		37	1	3%	38
UNIVERSITY OF ALABAMA		35	3	8%	38
MOLECULAR DIAGNOSTICS		5	33	87%	38
Coastal Health and Rehabilitation Center		36	2	5%	38
PALM RIVER COMMUNITY HEALTH CENTER		33	5	13%	38
ROCHESTER GENERAL HOSPITAL LABORATORY		37	1	3%	38
NEOGENOMICS LABORATORIES INC		38			38
QHC UPSTATE MEDICAL PC		31	7	18%	38
BOND CLINIC, PA		9	29	76%	38
ORCHID COVE AT DAYTONA		34	4	11%	38
FLORIDA HEALTH CARE DELAND			38	100%	38
FIRST CHOICE URGENT CARE		10	28	74%	38
COOPER FAMILY MEDICAL PLLC		29	9	24%	38
WATERCREST ST LUCIE WEST	1	35	2	5%	38
WEST ISLIP URGENT CARE		37	1	3%	38
ADVENT HEALTH - LAKE WALES		28	10	26%	38
FLORIDA MEDICAL CLINIC PA		35	3	8%	38
FLORIDA HEALTH CARE PLANS INC		1	37	97%	38
BIOREFERENCE LABORATORIES		3	35	92%	38
PATHOGENIUS LABORATORIES		30	7	19%	37
FINLAY CLINICAL LABORATORY		19	18	49%	37
BENTON HOUSE OF ST. JOHNS		36	1	3%	37
PENNSYLVANIA DEPT OF HEALTH		20	17	46%	37
MISSION OAKS ASSISTED LIVING		36	1	3%	37
HR SARASOTA OPERATOR LLC		25	12	32%	37
FLORIDA MEDICAL CLINIC LLC		24	13	35%	37
PRINCETON VILLAGE		34	3	8%	37
ADVANCED MEDICAL OF NAPLES LLC			37	100%	37
ONE MILO		37			37
MARQUIS LABS, LLC		37			37
FLORIDA DEPARMENT OF HEALTH CLAY COUNTY		25	12	32%	37
INTERNAL MEDICINE ASSOCIATES PA		34	3	8%	37
LITTLE NECK URGENT CARE		36	1	3%	37
THE COLLIER AT NAPLES		36	1	3%	37

# COVID-19: testing by laboratory

Data through Jan 2, 2021 verified as of Jan 3, 2021 at 09:25 AM

Data in this report are provisional and subject to change.

The numbers in the table below represent the number of Florida and non-Florida residents for whom test results were received by the Department of Health. A person can be tested by more than one laboratory and can have both positive and negative results. **Therefore, the sum of the numbers in each column will be larger than the total number of people tested.**

Reporting lab	Inconclusive	Negative	Positive	Percent positive	Total
MCW MENTAL HEALTH LLC		36	1	3%	37
FAMILY EXTENDED CARE OF SEBRING INC		35	2	5%	37
BOULEVARD REHABILITATION CENTER		24	13	35%	37
HOLZER HEALTH CENTER		5	32	86%	37
PONCE THERAPY CARE CENTER		34	3	8%	37
ATMORE COMMUNITY HOSPITAL LABORATORY		29	7	19%	36
BALMORAL TENANT SERVICES INC	1	32	3	8%	36
CYPRESS COVE		34	2	6%	36
life Care Center of Melbourne		21	15	42%	36
EGLIN AFB		9	27	75%	36
DOH-WEST PALM BEACH BRANCH LABORATORY		2	34	94%	36
BVL/LITTLE ANGEL PEDIATRICS		36			36
Mt Sinai Aventura			36	100%	36
VENICE REGIONAL MEDICAL CENTER BAYFRONT HEALTH		12	24	67%	36
The Crossroads		36			36
BUECHELE DENTAL PA DBA CLERMONT FAMILY DENTISTRY		32	4	11%	36
CAPE REGIONAL MEDICAL CENTER		35	1	3%	36
NORTH FLORIDA MEDICAL CENTER		33	2	6%	35
LAKELAND REGIONAL HEALTH LAKE MIRIAM		3	32	91%	35
ADVENT HEALTH - FISH MEMORIAL		2	33	94%	35
ADVENTHEALTH EXPRESS CARE AT WALGREENS		24	11	31%	35
P23 LABS		35			35
CARDIOLOGY AND MEDICINE ASSOCIATES		26	9	26%	35
Palms at Ponte Vedra Assisted Livning and Memory Care		34	1	3%	35
BAYSHORE PATHOLOGY CONSULTANTS PA		34	1	3%	35
ECOLAB GROUP		7	28	80%	35
IRL		4	31	89%	35
KINDRED HOSPITAL NORTH FLORIDA		32	2	6%	34
CENTRA CARE – LAKE NONA		3	31	91%	34
BEEHIVE HOMES OF GULF BREEZE		19	15	44%	34
KINDRED AT HOME		27	7	21%	34
PANCARE HEALTH GULF COUNTY		23	11	32%	34
BAY PINES MEDICAL ASSOCIATES		1	33	97%	34
CORAL GABLES HOSPITAL			34	100%	34
FERN PARK DEVELOPMENTAL CENTER			34	100%	34
ORLANDO VA MEDICAL CENTER			34	100%	34
NORTHWELL HEALTH PLAINVIEW HOSPITAL LABORATORY		27	7	21%	34
PENSACOLA PEDIATRICS, PA		27	7	21%	34
PARAMOUNT WALK-IN CLINIC		1	33	97%	34
LAKE HOWELL FAMILY MEDICINE ASSOCIATES		28	6	18%	34
AMERICAN HOUSE COCONUT POINT		31	3	9%	34
METRO KNOXVILLE HMA		25	8	24%	33
AU HEALTH		27	6	18%	33
WEST COAST FAMILY MEDICAL CARE		21	12	36%	33
SH HERON EAST LLC		33			33
BOND CLINIC		3	30	91%	33
GOOD HEARTS COVID TESTING		8	25	76%	33

# COVID-19: testing by laboratory

Data through Jan 2, 2021 verified as of Jan 3, 2021 at 09:25 AM

Data in this report are provisional and subject to change.

The numbers in the table below represent the number of Florida and non-Florida residents for whom test results were received by the Department of Health. A person can be tested by more than one laboratory and can have both positive and negative results. **Therefore, the sum of the numbers in each column will be larger than the total number of people tested.**

Reporting lab	Inconclusive	Negative	Positive	Percent positive	Total
TERRACE AT HOBE SOUND, THE	1	31	1	3%	33
ACCURATE DIAGNOSTIC LAB		32	1	3%	33
KAPG ST AUGUSTINE SENIOR HOUSING OPCO LLC		33			33
AHSE ROP		32	1	3%	33
TAYLORVILLE FAMILY MEDICINE		26	7	21%	33
EC OPCO PENSACOLA, LLC		33			33
Golfview Healthcare Center		33			33
WHITE WILSON MEDICAL CENTER IMMEDIATE CARE			33	100%	33
TITUSVILLE FAMILY PRACTICE		14	19	58%	33
DOH		17	16	48%	33
HAWKINS FAMILY MEDICINE LLC		16	17	52%	33
ST. MARYS MEDICAL CENTER		1	32	97%	33
AYERS NURSING AND REHABILITATION CENTER		33			33
FIRSTCARE CLINIC		11	22	67%	33
PRMG - EAST NAPLES		23	10	30%	33
ADVENTIST HEALTH SYSTEM FLORIDA		26	7	21%	33
WALGREENS 6221		30	3	9%	33
Kensington Gardens		33			33
LAKE CITY VA MEDICAL CENTER			33	100%	33
MEDLOGIC LABORATORIES		3	30	91%	33
CITRUS COUNTY HEALTH DEPARTMENT		32	1	3%	33
HARMONY CLINIC		1	32	97%	33
SANFORD MOBILE LAB PGA TOUR		32	1	3%	33
JACKSON HEALTH SYSTEM		1	31	97%	32
MINUTECLINIC DIAGNOSTIC OF OHIO LLC		22	10	31%	32
QUICK CARE MED LLC		26	6	19%	32
MEDRITE URGENT CARE		24	8	25%	32
DELAND WELLNESS CENTER			32	100%	32
VETERANS HOME			32	100%	32
ST AUGUSTINE PEDIATRIC ASSOC		30	2	6%	32
SEVEN HILLS HEALTH AND REHABILITATION CENTER		32			32
RITE MEDICAL CARE PC		32			32
VETERAN AFFAIRS MEDICAL CENTER - JAMES J PETERS		30	2	6%	32
VILLAGE ON THE ISLE☐		27	5	16%	32
BIOFIRE		7	25	78%	32
WESTMINSTER ST AUGUSTINE		32			32
OPIS COQUINA CENTER		32			32
Palm Garden of Largo		32			32
COLLIER HMA PHYSICIAN MANAGEMENT LLC		26	6	19%	32
UTAH CVS PHARMACY, LLC		30	2	6%	32
MINUTECLINIC DIAGNOSTIC OF RHODE ISLAND, LLC #1544		31	1	3%	32
ADVENT HEALTH CENTRA CARE - APOPKA NORTH		10	22	69%	32
REDI-MED WALK IN FAMILY CLINIC			32	100%	32
RASHDA ALBIBI M.D. P.A.		30	2	6%	32
AZALEA TRACE PHYSICIAN SERVICES		32			32
FHMG- FLORIDA HOSPITAL MEDICAL GROUP		24	8	25%	32
University Hospital		28	4	13%	32

# COVID-19: testing by laboratory

Data through Jan 2, 2021 verified as of Jan 3, 2021 at 09:25 AM

Data in this report are provisional and subject to change.

The numbers in the table below represent the number of Florida and non-Florida residents for whom test results were received by the Department of Health. A person can be tested by more than one laboratory and can have both positive and negative results. **Therefore, the sum of the numbers in each column will be larger than the total number of people tested.**

Reporting lab	Inconclusive	Negative	Positive	Percent positive	Total
PHYSICIAN ASSOCIATES LLC		26	6	19%	32
LAFAYETTE NURSING AND REHABILITATION CENTER		31			31
BISHOP GRADY VILLAS		31			31
REGENCY PARK ASSISTED LIVING FACILITY		29	2	6%	31
NIGHT LITE PEDIATRICS URGENT CARE CENTER			31	100%	31
BURRY'S PHARMACY INC		16	15	48%	31
COLLIER ANESTHESIA PAIN LLC		31			31
ESCAMBIA COUNTY JAIL		18	13	42%	31
Life Care Center at Inverrary		31			31
MOBILE DOC FL, LLC		24	7	23%	31
GRAND OAKS OF PALM CITY LLC	1	28	2	6%	31
Heartland Health Care Center North Sarasota		18	13	42%	31
UNION MEDICAL CARE PLLC		31			31
PERSONAL PEDIATRICS		28	3	10%	31
IPSUM DIAGNOSTICS		3	28	90%	31
DISCOVERY COMMONS AT BRADENTON		31			31
ERDOX		29	2	6%	31
JACKSON COUNTY HEALTH DEPARTMENT		14	16	53%	30
Summit Medical Group, Pa Db a Citymd		28	2	7%	30
SOUTHERN LABORATORY		6	24	80%	30
LAKE GIBSON VILLAGE, LLC		30			30
BRIDGEVIEW CENTER LLC		27	3	10%	30
ELMCROFT PINECREST		30			30
ADVENT HEALTH PRIMARY CARE PLUS, WINTER GARDEN		26	4	13%	30
HERITAGE WATERSIDE		27	3	10%	30
PHILLIPPE RIDGE		20	10	33%	30
AMEERAH LABS			30	100%	30
PHOSPHORUS DIAGNOSTICS		27	3	10%	30
PLAINVIEW URGENT CARE		29	1	3%	30
IMA MEDICAL GROUP POINCIANA		14	16	53%	30
TRADITIONAL HOME CARE INC		29	1	3%	30
PECONIC BAY MEDICAL CENTER LABORATORY		24	6	20%	30
THE TERRACE AT IVY ACRES ALF		11	19	63%	30
FELICIDAD MEDICAL CENTER			30	100%	30
STEWART MEDICAL GROUP, INC		21	9	30%	30
LabCorp L#09258130 M#09258125		12	18	60%	30
P4CLINICAL	3	2	24	83%	29
SPRING MANOR ASSISTED LIVING		29			29
MAUREEN OROURKE-FUTEY			29	100%	29
BELVEDERE COMMONS OF SUN CITY CENTER		29			29
CENTRA CARE - DR. PHILLIPS		1	28	97%	29
HOME CARE PHARMACY		29			29
WESTWOOD NURSING AND REHABILITATION		28	1	3%	29
NIGHT LITE PEDIATRICS CENTER LLC		8	21	72%	29
EVERLYWELL		16	13	45%	29
JACKSONVILLE UNIVERSITY		27	2	7%	29
CITYMD OF MANAHAWKIN		27	2	7%	29



# COVID-19: testing by laboratory

Data through Jan 2, 2021 verified as of Jan 3, 2021 at 09:25 AM

Data in this report are provisional and subject to change.

The numbers in the table below represent the number of Florida and non-Florida residents for whom test results were received by the Department of Health. A person can be tested by more than one laboratory and can have both positive and negative results. **Therefore, the sum of the numbers in each column will be larger than the total number of people tested.**

Reporting lab	Inconclusive	Negative	Positive	Percent positive	Total
UNIV OF ROCHESTER-STRONG MEMORIAL HOSP		28	1	3%	29
ALL MY KIDS PEDIATRICS INC		18	11	38%	29
PRACTICE MANAGEMENT OF AMERICA, INC.		5	24	83%	29
WOLFF CTR FOR CHILD & ADOLESCENT HEALTH PLLC,THE		19	10	34%	29
HOSPICE OF THE TREASURE COAST		27	2	7%	29
WUESTHOFF MEMORIAL HOSPITAL			29	100%	29
COMPREHENSIVE CHILDCARE		23	6	21%	29
SUNTREE INTERNAL MEDICINE		29			29
NEMOURS CHILDRENS CLINIC		22	7	24%	29
UNION MEDICAL CARE		28			28
BARTON HEALTH ALLIANCE		1	27	96%	28
CALADIUM PEDIATRICS		27	1	4%	28
LONG ISLAND JEWISH MED CTR		26	2	7%	28
ACTIVE SENIOR LIVING		26	2	7%	28
FAST PACE MEDICAL CLINIC, PLLC		24	4	14%	28
PALM GARDEN OF JACKSONVILLE		27	1	4%	28
SEA PINES REHABILITATION HOSPITAL		28			28
EDEN AT CRESTVIEW		12	16	57%	28
PORT ST LUCIE HOSPITAL		25	3	11%	28
LONGLEAF DIAGNOSTIC LABORATORIES		3	25	89%	28
MINUTE CLINIC INCORPORATE		22	5	19%	27
PRIMECARE AT TWIN LAKES			27	100%	27
EXPRESS CARE OF BELLEVIEW		27			27
OAKTREE HEALTHCARE			27	100%	27
UCLA HEALTHCARE CLINICAL LABS		23	4	15%	27
CSL PLASMA INC		7	20	74%	27
LINCOLN DIAGNOSTIC LAB		26	1	4%	27
SUNCOAST LABS			27	100%	27
HIGHLANDS LAKE CENTER		27			27
L&S SENIOR CARE DBA ARCADIA OAKS		27			27
ARIZONA DEPARTMENT OF HEALTH SERVICES			27	100%	27
RENAISSANCE AT THE TERRACES		27			27
SANTA BARBARA CARE CENTER		17	10	37%	27
ISLAND URGENT CARE PLLC		27			27
University Hills health and Rehabilitation		18	9	33%	27
NORTH FLORIDA PEDIATRICS		25	2	7%	27
SOUTHSIDE HOSPITAL NORTHWELL HEALTH LABORATORY		24	3	11%	27
CDC		17	10	37%	27
CINNAMON COVE ALF		27			27
MAINSTREET FAMILY URGENT CARE		1	26	96%	27
CONNECTICUT DEPARTMENT OF HEALTH		22	5	19%	27
WILLOWBROOKE COURT AT ST ANDREWS ESTATES		23	4	15%	27
PANCARE HEALTH - MALONE CLINIC		23	4	15%	27
PALM BAY HOSPITAL			27	100%	27
LAKELAND NURSING AND REHABILITATION CENTER			27	100%	27
CDR MAGUIRE - MIAMI BEACH CC MISSION 17388		2	24	92%	26
ADVENT HEALTH CARE CENTER		26			26

# COVID-19: testing by laboratory

Data through Jan 2, 2021 verified as of Jan 3, 2021 at 09:25 AM

Data in this report are provisional and subject to change.

The numbers in the table below represent the number of Florida and non-Florida residents for whom test results were received by the Department of Health. A person can be tested by more than one laboratory and can have both positive and negative results. **Therefore, the sum of the numbers in each column will be larger than the total number of people tested.**

Reporting lab	Inconclusive	Negative	Positive	Percent positive	Total
PORT SAINT JOHN FAMILY PRACTICE		18	8	31%	26
MINUTECLINIC DIAGNOSTIC		26			26
AFTER HOURS PEDIATRICS			26	100%	26
ADVENTHEALTH MEDICAL GROUP PROMPT CAR		18	8	31%	26
MOOSEHAVEN HEALTH CENTER		12	14	54%	26
ORLANDO LUTHERAN TOWERS ASSISTED LIVING		26			26
MONCRIEF ARMY HEALTH CLINIC			26	100%	26
WEST		14	12	46%	26
SOLARIS SENIOR LIVING OF MERRITT ISLAND		26			26
BETHESDA HEALTH URGENT CARE			26	100%	26
HEALTH FIRST - VIERA HOSPITAL		1	25	96%	26
KEY PRIMARY CARE			26	100%	26
ADVENT HEALTH PARTIN SETTLEMENT HEALTH PARK		18	8	31%	26
THE MINIER URGENT CARE		20	6	23%	26
LOOP PEDIATRICS		22	4	15%	26
CENTRA CARE – SAND LAKE		1	25	96%	26
PULMONARY SPECIALISTS OF THE PALM BEACHES		16	10	38%	26
HERNANDO ENDOSCOPY AND SURGERY CENTER		19	7	27%	26
MINUTE CLINIC LLC #2216		25	1	4%	26
WALTON PLACE		25			25
JAMAICA HOSPITAL MEDICAL CENTER		23	2	8%	25
BONIFAY NURSING AND REHAB CENTER			25	100%	25
CDR MAGUIRE INC	1	2	22	88%	25
WOMENS CARE FLORIDA LABORATORY		25			25
WAVE CREST HEALTH AND REHABILITATION CENTER		25			25
LINCOLN MEDICAL AND MENTAL HEALTH CENTER		23	2	8%	25
STATEN ISLAND UNIVERSITY HOSPITAL-POUCH		25			25
SANITAS		4	21	84%	25
BAY COUNTY SHERIFFS OFFICE JAIL FACILITY		21	4	16%	25
ARCPOINT LABS OF FORT LAUDERDALE		25			25
FAMILY CARE PARTNERS		15	10	40%	25
ST. CLOUD HOSPITAL		20	5	20%	25
RJ LEE GROUP	1	23	1	4%	25
TIDEWELL HOSPICE INC		23	2	8%	25
BOND CLINIC DR ELDEEB		9	16	64%	25
HOSPICE OF MARTIN & ST LUCIE, INC		25			25
TGH URGENT CARE - RIVERVIEW			25	100%	25
WALK IN MEDICAL URGENT CARE		25			25
PENSACOLA DEVELOPMENTAL CENTER		9	16	64%	25
ADVENT HEALTH CENTRA CARE - LAKE BUTLER BOULEVARD			25	100%	25
MICHAEL AKPEKE MD		16	9	36%	25
RADIOLOGY ASSOCIATES OF VENICE AND ENGLEWOOD		24	1	4%	25
GRAMERCY PARK URGENT CARE		25			25
LEVY COUNTY DEPARTMENT OF HEALTH		20	5	20%	25
BOCA BIOLISTIC REFERENCE LAB			25	100%	25
UNIPATH		18	7	28%	25
FAMILY EXTENDED CARE OF PUNTA GORDA		25			25

# COVID-19: testing by laboratory

Data through Jan 2, 2021 verified as of Jan 3, 2021 at 09:25 AM

Data in this report are provisional and subject to change.

The numbers in the table below represent the number of Florida and non-Florida residents for whom test results were received by the Department of Health. A person can be tested by more than one laboratory and can have both positive and negative results. **Therefore, the sum of the numbers in each column will be larger than the total number of people tested.**

Reporting lab	Inconclusive	Negative	Positive	Percent positive	Total
THE CHAPPEL GROUP RESEARCH		24			24
MEASE COUNTRYSIDE HOSPITAL			24	100%	24
RIVERHEAD URGENT CARE		23	1	4%	24
MINUTECLINIC DIAGNOSTIC OF RHODE ISLAND, LLC #212		24			24
HERITAGE OAKS ASSISTED LIVING & MEMORY CARE		20	4	17%	24
TRUGENX		1	23	96%	24
RIVERWOOD HEALTH NH LLC		23	1	4%	24
Cross Gardens Care Center		23	1	4%	24
TARPON BAYOU CENTER			24	100%	24
EAST HILL MEDICAL GROUP		17	7	29%	24
ROYAL PALM SENIOR RESIDENCE		24			24
VILLAGES REHABILITATION AND NURSING CENTER		24			24
MEDCOMP SCIENCES			24	100%	24
SENIOR HEALTH OF WINTER PARK DUNDEE		24			24
AVENTIS BIO-SERVICES CTL		24			24
STUART LODGE LIVING LLC		4	20	83%	24
WESTMINSTER WOODS ON JULINGTON CREEK		22	2	8%	24
BROOKDALE JENSEN BEACH □		24			24
MADWAR		19	5	21%	24
LABORATORY DYNAMICS		20	4	17%	24
WELLNOW URGENT CARE		23	1	4%	24
MENORAH HOUSE		23	1	4%	24
PHYSICIANS PRIMARY CARE OF SW FLORIDA PL		24			24
HENNEPIN COUNTY MEDICAL CENTER (HCMC)		13	11	46%	24
COURTYARDS OF ORLANDO		24			24
BULLS HEAD URGENT CARE		24			24
UNIVERSITY HILLS HEALTH AND REHABILITATION CENTER		18	5	22%	23
UF HEALTH NORTH JACKSONVILLE			23	100%	23
S-H THIRTY FIVE OPCO - LUTZ, LLC		23			23
THE TERRACE OF JACKSONVILLE		3	20	87%	23
EGL GENETIC DIAGNOSTICS		1	22	96%	23
PALM BEACH COUNTY FIRE RESCUE		21	2	9%	23
ADVENT HEALTH - LAKE MARY PEDIATRICS		16	7	30%	23
CROSSWINDS HEALTH AND REHABILITATION CENTER		23			23
NEW JERSEY		22	1	4%	23
STATE LAB		2	21	91%	23
FHMG--FLORIDA HOSPITAL MEDICAL GROUP		20	3	13%	23
PENSACOLA PEDIATRICS - PACE		16	7	30%	23
LAKE WALES OPERATING GROUP LLC		22	1	4%	23
RENAISSANCE SENIOR LIVING	1	22			23
PARK WEST MEDICAL CENTER		22	1	4%	23
NORTH SHORE MEDICAL LABS		22	1	4%	23
ISLAND COAST PEDIATRICS PA		22	1	4%	23
MINUTECLINIC DIAGNOSTIC OF SOUTH CARO		18	5	22%	23
PANCARE HEALTH - FREEPORT CLINIC SUITE B		20	3	13%	23
TURNING POINT OF TAMPA		20	3	13%	23
DEVELOPMENTAL DISABILITIES DEFENDANT PROGRAM		23			23

# COVID-19: testing by laboratory

Data through Jan 2, 2021 verified as of Jan 3, 2021 at 09:25 AM

Data in this report are provisional and subject to change.

The numbers in the table below represent the number of Florida and non-Florida residents for whom test results were received by the Department of Health. A person can be tested by more than one laboratory and can have both positive and negative results. **Therefore, the sum of the numbers in each column will be larger than the total number of people tested.**

Reporting lab	Inconclusive	Negative	Positive	Percent positive	Total
VASSAR BROTHERS MEDICAL CENTER LABORATORY		22	1	4%	23
WEST VOLUSIA FAMILY AND SPORTS MEDICINE		23			23
NOBLE SENIOR LIVING		3	20	87%	23
CENTRAL FLORIDA PEDIATRICS		13	10	43%	23
PREMISE HEALTH MIA			23	100%	23
UNIVERSITY MEDICAL CTR OF PRINCETON AT		20	2	9%	22
ROYAL CARE OF AVON PARK		19	3	14%	22
MONTEFIORE NEW ROCHELLE HOSPITAL		21	1	5%	22
BROOKDALE UNIVERSITY HOSPITAL		21	1	5%	22
ROCKLEDEGE REGIONAL MEDICAL CENTER		17	5	23%	22
APOLLO SURGERY CENTER		20	2	9%	22
COLONY CARE CENTER		13	9	41%	22
MAKO MEDICAL		14	8	36%	22
CORNERSTONE MEDICAL CARE OF BRANDON PL		19	3	14%	22
NEUROINTERNATIONAL SARASOTA		20	2	9%	22
SARASOTA MEMORIAL NURSING & REHABILITATION CTR		22			22
WARDE MEDICAL LABORATORY		15	7	32%	22
MINUTECLINIC DIAGNOSTIC OF NORTH CAROL		17	5	23%	22
MAYO CLINIC JACKSONVILLE		1	21	95%	22
FINLAY C. LABORATORY		3	19	86%	22
SUNQUEST		3	19	86%	22
FLORIDA PEDIATRICS		6	16	73%	22
BAPTIST HEALTH SOUTH FLORIDA - WEST BOCA URGENT CARE			22	100%	22
DIACARTA INC.		22			22
KINDRED HOSPITAL CENTRAL TAMPA BLOOD GAS		22			22
PSL NAPLES BH OPERATIONS, LLC		22			22
WUESTHOFF MEDICAL CENTER-MELBOURNE			22	100%	22
TEN HEALTHCARE		6	16	73%	22
MILLENNIUM PHYSICIAN GROUP LLC		18	4	18%	22
MADISON COUNTY MEMORIAL HOSP		12	10	45%	22
GOOD SAMARITAN HOSPITAL LABORATORY		19	3	14%	22
FIRST CHOICE PEDIATRICS LOOP		20	2	9%	22
MOBILE DIVISION LABORATORY		7	15	68%	22
NIGHT LITE PEDIATRIC CENTER		10	12	55%	22
WESTPAC LABS		1	21	95%	22
Lanier Rehab			22	100%	22
BERNHARDT LABORATORIES		9	13	59%	22
Citymd Of Toms River		20	2	9%	22
GENTIVA HEALTH SERVICES CERTIFIED INC		22			22
MIDDLETOWN MEDICAL P C		13	9	41%	22
WASHINGTON COUNTY HEALTH DEPARTMENT		11	11	50%	22
MICHAEL J D'AMBROSE MD PA		19	2	10%	21
CALHOUN COUNTY HEALTH DEPT		5	16	76%	21
SOS MOBILE MEDICAL CARE LLC		17	4	19%	21
PATHGROUP			21	100%	21
GASTROENTEROLOGY ASSOCIATES OF PENSACOLA PA		20	1	5%	21
LABORATORY ALLIANCE OF CENTRAL NEW YORK		20	1	5%	21

# COVID-19: testing by laboratory

Data through Jan 2, 2021 verified as of Jan 3, 2021 at 09:25 AM

Data in this report are provisional and subject to change.

The numbers in the table below represent the number of Florida and non-Florida residents for whom test results were received by the Department of Health. A person can be tested by more than one laboratory and can have both positive and negative results. **Therefore, the sum of the numbers in each column will be larger than the total number of people tested.**

Reporting lab	Inconclusive	Negative	Positive	Percent positive	Total
WEST BROWARD CARE CENTER		20	1	5%	21
PHYSICIANS STAT		2	19	90%	21
GENESIS DERMATOLOGY		19	2	10%	21
ST JUDE CHILDRENS RESEARCH HOSPITAL		21			21
MORTON PLANT HOSPITAL NURSING			21	100%	21
PANCARE HEALTH - BONIFAY K-8			21	100%	21
MOBILE MEDICAL ASSOCIATES PL		9	12	57%	21
UPMC CHAUTAUQUA AT WCA LABORATORY		20	1	5%	21
AMERICAN ESOTERIC LABORATORIES		6	15	71%	21
NAPHCARE, INC.		11	10	48%	21
WINDERMERE MEDICAL CENTER		18	3	14%	21
CLINICAL PATHOLOGY LABORATORIES SOUTHEAST			21	100%	21
INSTITUTE OF PATHOLOGY KINGS COUNTY		21			21
CHILDREN'S MEDICAL CENTER			21	100%	21
FLORIDA DEPARTMENT OF HEALTH IN TAYLOR COUNTY		16	5	24%	21
INNOVATION CLINICAL TRIALS, INC			21	100%	21
INTERNATIONAL MEDICAL LABORATORY INC		21			21
HOLY NAME HOSPITAL LABORATORY		20	1	5%	21
NURSES HELPING HANDS INC ALF		21			21
THE RESIDENCE AT TIMBER PINES		21			21
POARCH BANC CREEK INDIANS TRIBAL HEALTH DEPARTMENT			20	100%	20
GEORGE SAFRAN MD PC		18	2	10%	20
220 GOLDEN, LLC		20			20
BROWARD HEALTH IMPERIAL POINT NURSING			20	100%	20
RESIDENCE AT BAY VUE		19	1	5%	20
VETERANS AFFAIRS MEDICAL CENTER - NEW YORK HARBOR		19	1	5%	20
MINUTECLINIC, LLC #08366		15	5	25%	20
INN AT ASTON GARDENS AT PELICAN POINTE,THE		20			20
BOND AND STEELE CLINIC, PA		17	3	15%	20
MINUTECLINIC DIAGNOSTIC OF NEW JERSEY		17	3	15%	20
DESOTO PALMS ALF		20			20
AVALON PARK RETIREMENT RESIDENCE		20			20
Wiregrass Rehabilitation Center and Nursing Home		20			20
EMERITUS AT NAPLES	1	19			20
HEALTHY MINORS, LLC.		20			20
NORTH FLORIDA PEDIATRICS - JACKSONVILLE		18	2	10%	20
CVS		1	19	95%	20
ARDEN COURTS OF WINTER SPRINGS		18	2	10%	20
CARENOW - DOWNTOWN NORTH GULCH		20			20
FLORIDA HOSPITAL LABS		11	9	45%	20
MINUTECLINIC DIAGNOSTIC OF NORTH CARO		19	1	5%	20
ROCKLEDGE FAMILY HEALTH			20	100%	20
BAY PEDIATRICS PA		18	2	10%	20
CHIPOLA MEDICAL ASSOCIATES		4	16	80%	20
ENGLEWOOD HOSPITAL AND MEDICAL CENTER		16	4	20%	20
MINUTECLINIC LLC #6007		15	5	25%	20
ASHTON PLACE	2	14	4	20%	20



# COVID-19: testing by laboratory

Data through Jan 2, 2021 verified as of Jan 3, 2021 at 09:25 AM

Data in this report are provisional and subject to change.

The numbers in the table below represent the number of Florida and non-Florida residents for whom test results were received by the Department of Health. A person can be tested by more than one laboratory and can have both positive and negative results. **Therefore, the sum of the numbers in each column will be larger than the total number of people tested.**

Reporting lab	Inconclusive	Negative	Positive	Percent positive	Total
CENTRAL FLORIDA HEALTH CARE INC		2	18	90%	20
MADISON COUNTY MEMORIAL HOSPITAL LABORATORY		14	6	30%	20
EPIC REFERENCE LABS INC			20	100%	20
REDITUS LABORATORIES			20	100%	20
NORTH CAROLINA DEPARTMENT OF HEALTH & HUMAN SERVICES			20	100%	20
CL BRUMBACK PRIMARY CARE CLINIC LANTANA		2	18	90%	20
FLORIDA PEDIATRIC GROUP PA		19	1	5%	20
HUNT CLUB PEDIATRIC ASSOCIATES LLC		19	1	5%	20
LAKE WORTH MANOR		19	1	5%	20
POINT OF CARE CLINICS PRIMARY CARE		20			20
STETSON UNIVERSITY STUDENT HEALTH CENTER		3	17	85%	20
MED PLUS FLORENCE		16	4	20%	20
TGH MEDICAL GROUP LABORATORY CARROLLWOOD			20	100%	20
MEDICAL EXPRESS CORP		18	2	10%	20
HEARTLAND HEALTHCARE AND REHAB CENTER			20	100%	20
HENDRY REGIONAL CORPORATE HEALTH			20	100%	20
JOHNS HOPKINS CHILDREN'S HOSPITAL			19	100%	19
LAKE REGIONAL URGENT CARE		1	18	95%	19
AMMON ANALYTICAL LABORATORIES		17	2	11%	19
INTERCOASTAL MEDICAL GROUP			19	100%	19
ST PETER'S BENDER LABORATORY		19			19
CROSSROADS URGENT CARE		13	6	32%	19
PRIME CARE ONE LLC/HARBORCHASE OF VENICE			19	100%	19
BRANDON COMMUNITY HEALTH CENTER		11	8	42%	19
INTEGRATED REGIONAL LABORATORIES - LARGO			19	100%	19
WEINBERG VILLAGE		19			19
BETHUNE-COOKMAN UNIVERSITY		1	18	95%	19
ACCESS 365 URGENT CARE		7	12	63%	19
STONE WASH CLINICAL LABORATORIES		2	17	89%	19
LONG TERM CARE OF GULF BREEZE LLC		17	2	11%	19
NORTH CENTRAL BRONX HOSPITAL		18	1	5%	19
JEFFERSON K-12, A SOMERSET SCHOOL- CLINIC		16	3	16%	19
LAB INTERMARKET FACILITY LAB		1	18	95%	19
MED HEALTH SERVICES		18	1	5%	19
ALTAMONTE MD			19	100%	19
ALAN A SMITH MD LLC		18	1	5%	19
THE COMMONWEALTH OF MASSACHUSETTS			19	100%	19
SEVEN RIVERS REGIONAL MEDICAL CENTER		5	14	74%	19
MINUTE CLINIC, LLC DBA MINUTECLINIC #4505		18	1	5%	19
NOVANT HEALTH		14	5	26%	19
BAYVIEW MEDICAL		19			19
EMERGENCY PHYSICIANS MEDICAL CENTER LLC		10	9	47%	19
GREEN GABLES ASSISTED LIVING FACILITY		19			19
ADVENT HEALTH EXPRESS		9	10	53%	19
PALMS REHABILITATION AND HEALTHCARE CENTER		16	3	16%	19
HARBORCHASE OF WELLINGTON CROSSING		18	1	5%	19
ESOTERIX GENETIC LABORATORIES		16	3	16%	19

# COVID-19: testing by laboratory

Data through Jan 2, 2021 verified as of Jan 3, 2021 at 09:25 AM

Data in this report are provisional and subject to change.

The numbers in the table below represent the number of Florida and non-Florida residents for whom test results were received by the Department of Health. A person can be tested by more than one laboratory and can have both positive and negative results. **Therefore, the sum of the numbers in each column will be larger than the total number of people tested.**

Reporting lab	Inconclusive	Negative	Positive	Percent positive	Total
NANO HEALTH ASSOCIATES LLC		19			19
STEWART MEDICAL GROUP INC			19	100%	19
BROOKWOOD BAPTIST MEDICAL CENTER		18	1	5%	19
COASTAL SKIN SURGERY AND DERMATOLOGY		13	6	32%	19
CAREMED INTERNAL MEDICINE			18	100%	18
ANDALUSIA HEALTH		9	9	50%	18
ALABAMA CLINICS		8	10	56%	18
ADVENTHEALTH EXPRESS CARE AT			18	100%	18
CANTON-POTSDAM HOSPITAL LABORATORY		18			18
MIAMI CLINICAL RESEARCH CORP			18	100%	18
FAMILY CARE PARTNERS URGENT CARE LLC		13	5	28%	18
CONNECTDX		4	14	78%	18
PRIMECARE OF DOTHAN-DALEVILLE CLINIC		14	4	22%	18
HARTFORD HOSPITAL ANCILLARY LAB		17	1	6%	18
NO NAME		8	10	56%	18
NORTH PINELLAS CHILDRENS MEDICAL CENTER			18	100%	18
PROFESSIONAL URGENT CARE SERVICES		13	5	28%	18
ESTATES MEDICAL CENTER		12	6	33%	18
MARATHON HEALTH FOR LIFE		16	2	11%	18
COLORADO DEPARTMENT OF HEALTH LABORATORY SERVICES DIVISION			18	100%	18
FAMILY CARE CYPRESS CREEK		1	17	94%	18
TIMBERLANE LODGE ALF	1	10	7	39%	18
HARBOUR ISLAND PEDIATRICS		12	6	33%	18
TPCA CLINICAL LABORATORIES		15	3	17%	18
MADISON CORE LABORATORIES		17	1	6%	18
ASURANCE SCIENTIFIC LABORATORIES		18			18
XPRESS WELLNESS URGENT CARE			18	100%	18
URGENT CARE USA			18	100%	18
FLORIDA COMMUNITY HEALTH CENTER OF ST. LUCIE		1	17	94%	18
SAMFORD UNIVERSITY HEALTH SERVICES		17	1	6%	18
MEDEXPRESS URGENT CARE - BLOOMINGTON		16	2	11%	18
WALGREENS 9627		17	1	6%	18
GLEN COVE HOSPITAL		18			18
DAVID LAWRENCE CENTER		15	3	17%	18
DCH REGIONAL MEDICAL CENTER LABORATORY		17	1	6%	18
TOTAL RENAL LABORATORIES INC		13	5	28%	18
GENERAL INTERNAL MEDICINE MEDICAL CTR CLINIC		13	5	28%	18
Hampton Court Nursing and Rehabilitation Center		17	1	6%	18
LIFE CARE CENTER OF JACKSONVILLE			18	100%	18
MARION COUNTY HEALTH DEPARTMENT		17	1	6%	18
CLERMONT ADVENTHEALTH CENTRA CARE			18	100%	18
MOORINGS PARK OAKSTONE AT GREY OAKS		17	1	6%	18
MORTON PLANT			18	100%	18
JACKSON NORTH MEDICAL CENTER		2	16	89%	18
CARE CENTERS OF NASSAU		16	1	6%	17
UM MILLER SCHOOL OF MEDICINE			17	100%	17
Cleveland Clinic Laboratories		4	13	76%	17

# COVID-19: testing by laboratory

Data through Jan 2, 2021 verified as of Jan 3, 2021 at 09:25 AM

Data in this report are provisional and subject to change.

The numbers in the table below represent the number of Florida and non-Florida residents for whom test results were received by the Department of Health. A person can be tested by more than one laboratory and can have both positive and negative results. **Therefore, the sum of the numbers in each column will be larger than the total number of people tested.**

Reporting lab	Inconclusive	Negative	Positive	Percent positive	Total
OAKMONTE VILLAGE		16	1	6%	17
MICHELLE S PAGE MD PA		17			17
ST ELIZABETH MEDICAL CENTER LABORATORY		16	1	6%	17
ASCENSION ST VINCENT'S PRIMARY CARE			17	100%	17
WALGREEN EASTERN CO, INC		17			17
UVMC MICROBIOLOGY		16	1	6%	17
TALLAHASSEE DEVELOPMENTAL CENTER☐		17			17
WINTER PARK FAMILY PRACTICE LLC		17			17
ST. JUDES LABORATORIES		12	5	29%	17
CONSOLIDATED LAB SERVICES		8	9	53%	17
CARESPOT		1	16	94%	17
MICHIGAN DEPARTMENT OF HEALTH AND HUMAN SERVICES			17	100%	17
EASTERN SHORE URGENT CARE		9	8	47%	17
BAHIA OAKS LODGE		16	1	6%	17
WALGREENS COVID-19		14	3	18%	17
KIVA AT CANTERBURY			17	100%	17
HEALTHCARE NOW			17	100%	17
WIREGRASS CLINIC LLC		14	3	18%	17
FLAGLER HOSPITAL INC	2		15	88%	17
APOLLO HEALTH & REHABILITATION		12	5	29%	17
LABCORP BURLINGTON		4	13	76%	17
TENNESSEE DEPARTMENT OF HEALTH		13	4	24%	17
COAST MED URGENT CARE		16	1	6%	17
The Ponce Therapy Care Center		17			17
JUPITER MEDICAL CENTER			17	100%	17
HEALTH CENTRAL HOSPITAL			16	100%	16
FORT SANDERS REGIONAL LABORATORY		16			16
COUNTY OF LOS ANGELES			16	100%	16
LONG BEACH URGENT CARE		16			16
MEDEXPRESS - BLOOMIN BRANDS		4	12	75%	16
BOZEMAN HEALTH DEACONESS HOSPITAL		13	3	19%	16
MORRIS PARK URGENT CARE		13	3	19%	16
RITECARE MEDICAL CENTER			16	100%	16
SRMC AVALON		9	7	44%	16
RESOLVE MOLECULAR DIAGNOSTICS		12	4	25%	16
HOWARD BEACH URGENT CARE		16			16
FAST PACE MEDICAL CLINIC		15	1	6%	16
PALMETTO PEDIATRICS			16	100%	16
BIOREFERENCE LABORATORIES INC		3	13	81%	16
DALE MEDICAL CENTER		11	5	31%	16
ARTHREX MEDICAL CENTER		10	6	38%	16
MILLENNIUM PHYSICIAN GRP LLC NAPLES PINE RIDGE			16	100%	16
OKEECHOBEE HEALTHCARE FACILITY			16	100%	16
HARMONY HEALTH OPCO, LLC		15	1	6%	16
ADVANCED EMURGENT CARE		8	8	50%	16
FAST TRACK URGENT CARE CENTER - TYRONE			16	100%	16
ALL FLORIDA FAMILY & SPORTS MEDICINE		15	1	6%	16

# COVID-19: testing by laboratory

Data through Jan 2, 2021 verified as of Jan 3, 2021 at 09:25 AM

Data in this report are provisional and subject to change.

The numbers in the table below represent the number of Florida and non-Florida residents for whom test results were received by the Department of Health. A person can be tested by more than one laboratory and can have both positive and negative results. **Therefore, the sum of the numbers in each column will be larger than the total number of people tested.**

Reporting lab	Inconclusive	Negative	Positive	Percent positive	Total
CAPE CORAL HOSPITAL ABG LABORATORY		10	6	38%	16
ASSISTED LIVING OF BROWARD		16			16
MARTHA'S HOUSE & ASSISTED LIVING FACILITY		16			16
MINUTE CLINIC DIAGNOSTIC OF SC, LLC #75		15	1	6%	16
ALL PEDIATRIC CARE			16	100%	16
ERIC C MARSHAL MD, PC DBA MINUTECLINIC		15	1	6%	16
DEPARTMENT OF HEALTH BUREAU OF FAMILY		16			16
INTERNAL MEDICINE ASSOCIATES & SPECIALTIES INC		15	1	6%	16
STUART REHABILITATION AND HEALTHCARE		4	12	75%	16
URGENT CARE WEST CLINIC		14	2	13%	16
JOSEPH MIGNOGNA		13	3	19%	16
PANCARE HEALTH - JACKSON COUNTY		10	6	38%	16
MARION PEDIATRICS PA		13	3	19%	16
BONIFAY NURSING AND REHABILITATION CENTER			16	100%	16
KEYSTYLE LIVING LLC	1	15			16
XERA MED RESEARCH			16	100%	16
CRUCIAL CARE		10	6	38%	16
URGENT CARE CLINIC OF LINCOLN		14	2	13%	16
REGENEXX TAMPA BAY		14	2	13%	16
ADVENT HEALTH CENTRA CARE - LAKE BUENA VISTA			16	100%	16
ORLANDO HEALTH		2	13	87%	15
LAKEVIEW HEALTH CARE SYSTEMS		4	11	73%	15
UNION CHD		14	1	7%	15
PROFESSIONAL PEDIATRICS		14	1	7%	15
SPEARHEAD MEDICAL			15	100%	15
SUMTER PEDIATRICS		15			15
Salerno Bay Health & Rehabilitation Center		11	4	27%	15
KEY WEST MEDICAL CENTER	1	14			15
HODGES CLUSTER		2	13	87%	15
DIATHERIX		13	2	13%	15
ST CATHERINE OF SIENA HOSPITAL		14	1	7%	15
WEISS PEDIATRIC CARE LLC		14	1	7%	15
SINAI HOSPITAL OF BALTIMORE		15			15
MEADOWCREST MOLECULAR DIAGNOSTICS, LLC			15	100%	15
MEDEXPRESS URGENT CARE LEWISBURG		15			15
EASTLAKE PEDIATRICS - TRINITY		15			15
LAKE PLACID HEALTH AND REHABILITATION			15	100%	15
MINUTECLINIC DIAGNOSTIC OF KANSAS, PA		14	1	7%	15
UAH STUDENT HEALTH CENTER		10	5	33%	15
MARIANNA HEALTH AND REHABILITATION CENTER		15			15
THE CANOPY AT HARPER LAKE	1		14	93%	15
ADIRONDACK MEDICAL CENTER		15			15
TELEVISIT MALABAR PEDIATRICS		5	10	67%	15
HUNTINGTON STATION URGENT CARE		14	1	7%	15
NEWYORK-PRESBYTERIAN/ LAWRENCE HOSPITAL LABORATORY		13	2	13%	15
MILTON 4707		15			15
HOLLEY-NAVARRE MEDICAL CLINIC		5	10	67%	15

# COVID-19: testing by laboratory

Data through Jan 2, 2021 verified as of Jan 3, 2021 at 09:25 AM

Data in this report are provisional and subject to change.

The numbers in the table below represent the number of Florida and non-Florida residents for whom test results were received by the Department of Health. A person can be tested by more than one laboratory and can have both positive and negative results. **Therefore, the sum of the numbers in each column will be larger than the total number of people tested.**

Reporting lab	Inconclusive	Negative	Positive	Percent positive	Total
AURORA DIAGNOSTICS		3	12	80%	15
PINES NURSING HOME		14	1	7%	15
HELIX DIAGNOSTICS			15	100%	15
ADVENT HEALTH - ZEPHYRHILLS			15	100%	15
NOVANT HEALTH GOHEALTH URGENT CARE-HARRISBURG		8	7	47%	15
Z UROLOGY		15			15
NEW YORK PRESBYTERIAN - ALLEN HOSPITAL		15			15
FAMILY CARE CENTER OF ARLINGTON		10	5	33%	15
HUNT CLUB MEDICAL		12	3	20%	15
Belleair Healthcare Center		8	6	43%	14
SHELBY BAPTIST MEDICAL CENTER		9	5	36%	14
NORTHWESTERN MEMORIAL HOSPITAL			14	100%	14
SHORE MEMORIAL HOSPITAL		13	1	7%	14
GRAND VILLA OF ST. PETERSBURG		12	2	14%	14
M&V SAN JOSE MEDICAL CENTER			14	100%	14
CARESPOT OF NOCATEE			14	100%	14
VIRTUA		12	2	14%	14
ST JOSEPH HOSPITAL		13	1	7%	14
FUNGAL REFERENCE LABORATORY		12	2	14%	14
ROBERT WOOD JOHNSON UNIVERSITY HOSP		12	2	14%	14
ASTORIA HEALTH AND REHABILITATION CENTER		13	1	7%	14
PROMEDICA LABORATORIES		11	3	21%	14
FLORIDA HOSPITAL WINTER GARDEN		13	1	7%	14
ADVANCED URGENT CARE		12	2	14%	14
THOMAS INTERNAL MEDICINE		13	1	7%	14
MEDEMERGE		13	1	7%	14
HORIZON ALF		14			14
MEDEXPRESS URGENT CARE, MOON TOWNSHIP		13	1	7%	14
49D2045214PHYSICIAN OFFICE WAIVER MEDEXPRESS URGENT CARE - HARRISONBU		6	8	57%	14
ALAN L MELOTEK MD		14			14
COMMUNITY MEDICAL CARE CENTER INC			14	100%	14
TOTTENVILLE CIRCLE URGENT CARE		14			14
LIGHTHOUSE PEDIATRICS OF NAPLES		10	4	29%	14
SIGNATURE HEALTHCARE OF ORANGE PARK		14			14
GLEN OAKS URGENT CARE		14			14
COOPER HEALTHCARE		14			14
WELLINGTON FAMILY PRACTICE		13	1	7%	14
EXPRESS FAMILY CARE LLC			14	100%	14
OCEANSIDE URGENT CARE		14			14
JESSIE TRICE COMMUNITY HEALTH SYSTEM, INC		1	13	93%	14
PALMS MEDICAL GROUP - LAKE CITY WEST		3	11	79%	14
BROOKDALE BRANDON	1	13			14
BIO-TECH CLINICAL LABORATORIES INC		14			14
HALIFAX HEALTH URGENT CARE		2	12	86%	14
ABSOLUTE GENOMICS		7	7	50%	14
BENTON HOUSE OF PORT ORANGE		8	6	43%	14
MINUTECLINIC DIAGNOSTIC OF ILLINOIS L		12	2	14%	14



# COVID-19: testing by laboratory

Data through Jan 2, 2021 verified as of Jan 3, 2021 at 09:25 AM

Data in this report are provisional and subject to change.

The numbers in the table below represent the number of Florida and non-Florida residents for whom test results were received by the Department of Health. A person can be tested by more than one laboratory and can have both positive and negative results. **Therefore, the sum of the numbers in each column will be larger than the total number of people tested.**

Reporting lab	Inconclusive	Negative	Positive	Percent positive	Total
ARBOR TERRACE ORTEGA LLC		14			14
POLK CHD BARTOW		13	1	7%	14
OSCEOLA ALF OPERATOR, LLC DBA□		14			14
ST VINCENT'S EAST		13	1	7%	14
SUMMIT MEDICAL GROUP - 75 E NORTHFIELD		12	2	14%	14
ROADS PEDIATRICS,LLC		13	1	7%	14
SACRED HEART HEALTH SYSTEM INC		13	1	7%	14
PONCE PLAZA NURSING & REHAB CENTER		3	11	79%	14
BOCA SIMON		2	12	86%	14
MISIR DRUGS LLC		9	5	36%	14
NEW YORK METHODIST HOSPITAL		13	1	7%	14
HEALTHFIRST ADVENT HEALTH CENTRA CARE COCOA BEACH			14	100%	14
ROSLYN URGENT CARE		14			14
EPIPHANY HEALTH		8	6	43%	14
BAY STREET PHARMACY□		14			14
SYNIVERSE WELLNESS CENTER		12	2	14%	14
MORNINGSIDE MANOR & VILLA ADULT CARE C		13			13
OPIS ISLAND LAKE CENTER		13			13
JUST FOR KIDS PEDIATRICS		5	8	62%	13
BROOKDALE CANOPY OAKS			13	100%	13
SHELBY COUNTY HEALTH CARE CORPORATION		10	3	23%	13
AUBURN COMMUNITY HOSPITAL		12	1	8%	13
HUDSON VALLEY HOSPITAL CENTER LABORATORY		12	1	8%	13
DYNAMIC DNA LAB		1	12	92%	13
SUPERIOR RESIDENCES OF LECANTO			13	100%	13
CLEVELAND CLINIC			13	100%	13
BAPTIST MEMORIAL HEALTH CARE		11	2	15%	13
CAMPBELL URGENT CARE			13	100%	13
GROWING TOGETHER PEDIATRICS, LLC		10	3	23%	13
Gabisa Medical LLC		13			13
THE TRADITION OF THE PALM BEACHES		13			13
FAMILY AND INTERNAL MEDICINE AT AVALON PARK		11	2	15%	13
REGENCY OAKS HEALTH CENTER		11	2	15%	13
TOTAL ACCESS URGENT CARE			13	100%	13
EAR NOSE & THROAT ASSOCIATES OF MANATEE PA		13			13
LUCID DIAGNOSTICS LABS			13	100%	13
BAPTIST MEDICAL CENTER EAST		10	3	23%	13
SPRINGWOOD COURT		8	5	38%	13
CLINICAL LABORATORY SERVICES			13	100%	13
PHELPS HOSPITAL LABORATORY		11	2	15%	13
MERCY MEDICAL URGENT CARE CENTER INC		2	11	85%	13
ROWLETT MIDDLE ACADEMY		11	2	15%	13
FLORIDA STATE HOSPITAL			13	100%	13
FORT WALTON BEACH DEVELOPMENTAL CENTER		12	1	8%	13
Cross Care Center			13	100%	13
Sunnyside Care Center		13			13
GRACE MEDICAL HOME		11	2	15%	13

# COVID-19: testing by laboratory

Data through Jan 2, 2021 verified as of Jan 3, 2021 at 09:25 AM

Data in this report are provisional and subject to change.

The numbers in the table below represent the number of Florida and non-Florida residents for whom test results were received by the Department of Health. A person can be tested by more than one laboratory and can have both positive and negative results. **Therefore, the sum of the numbers in each column will be larger than the total number of people tested.**

Reporting lab	Inconclusive	Negative	Positive	Percent positive	Total
MD BEAUTY LABS, PA		12	1	8%	13
REGENCY SQUARE MALL - SEARS		2	11	85%	13
CVS MINUTE CLINIC DIAGNOSTIC OF NORTH CAROL		12	1	8%	13
ROCKLEDGE		3	10	77%	13
SOUTHEAST FAMILY HEALTHCARE CENTER			13	100%	13
VILLA OF KINGS AND QUEENS OF DELRAY		13			13
CORE LABORATORY		1	12	92%	13
RIVERSIDE COTTAGES AT THE SHORES, LLC			13	100%	13
ESCAMBIA COMMUNITY CLINIC		2	11	85%	13
GULFSIDE HOSPICE INC		10	3	23%	13
PROFESSIONAL PARK PEDIATRICS PA			13	100%	13
HEALTH MED CENTERS		13			13
BROOKDALE DELAND			13	100%	13
PARKWEST MEDICAL CENTER		11	2	15%	13
CENTER ONE SURGERY CENTER		9	4	31%	13
UNIVERSITY LAB			13	100%	13
BARNETT PARK☐			13	100%	13
PRATTVILLE BAPTIST HOSPITAL		11	2	15%	13
BROOKLYN HOSPITAL CENTER DOWNTOWN CAMPUS		13			13
KRYSTAL BAY NURSING AND REHABILITATION		10	3	23%	13
SUNSHINE ASSISTED LIVING		13			13
IN-OFFICE LAB		12	1	8%	13
JOSEPH SCHENKER MD PC DBA CENTERS URGENT		11	2	15%	13
COLLEGE POINT URGENT CARE		12	1	8%	13
SOUTH NASSAU COMMUNITIES HOSPITAL		10	3	23%	13
WALGREENS 4915		12	1	8%	13
DEPT OF VA MED CENTE-WEST PALM BEACH			12	100%	12
SANIBEL INTERNAL MEDICINE, LLC		10	2	17%	12
MONTEFIORE ST LUKE'S CORNWALL HOSPITAL		9	3	25%	12
LAB UNKNOWN		1	11	92%	12
MCWHORTER SCHOOL OF PHARMACY		12			12
NCHD		3	9	75%	12
INNOVATIVE RESEARCH OF WEST FLORIDA		9	3	25%	12
FLUSHING HOSPITAL MEDICAL CENTER		9	3	25%	12
STEWART MELBOURNE HOSPITAL, INC	1		11	92%	12
ODYSSEY HEALTHCARE OF MARION COUNTY, LLC		12			12
MINUTECLINIC, LLC # 4469		11	1	8%	12
MAINSTREET FAMILY SELECT		1	11	92%	12
FLORIDA DEPT OF HEALTH		4	8	67%	12
COLLIER BLVD HMA PHYSICIAN MANAGEMENT LLC		12			12
S-H THIRTY FIVE OPCO - ORANGE CITY, LLC		10	2	17%	12
NAPLES GREEN VILLAGE		12			12
MASSACHUSETTS GENERAL HOSPITAL		1	11	92%	12
JEFFERSON COUNTY HEALTH DEPARTMENT-MONTICELLO		7	5	42%	12
MERIDIAN AT WATERWAYS, THE		10	2	17%	12
ACADIAN DIAGNOSTIC LABORATORIES		8	4	33%	12
MI2297090CV HOLLAND-23D2189684		12			12

# COVID-19: testing by laboratory

Data through Jan 2, 2021 verified as of Jan 3, 2021 at 09:25 AM

Data in this report are provisional and subject to change.

The numbers in the table below represent the number of Florida and non-Florida residents for whom test results were received by the Department of Health. A person can be tested by more than one laboratory and can have both positive and negative results. **Therefore, the sum of the numbers in each column will be larger than the total number of people tested.**

Reporting lab	Inconclusive	Negative	Positive	Percent positive	Total
FLORIDA ATLANTIC UNIVERSITY		10	2	17%	12
IREPERTOIRE_MOL_LAB		12			12
LIFE CARE OF PORT SAINT LUCIE		3	9	75%	12
FAMILY CARE			12	100%	12
AMELIA ASSISTED LIVING FACILITY		12			12
Baldwin Peditrix		12			12
FHCP-PORT ORANGE		3	9	75%	12
MINUTECLINIC DIAGNOSTICS MEDICAL GROUP		12			12
MAITLAND PRIMARY CARE		9	3	25%	12
FLORIDA DEPARTMENT OF HEALTH IN HILLSBOROUGH COUNTY			12	100%	12
DEPT OF VA MEDICAL CENTER - BAY PINES			12	100%	12
Consulate Health Care of Jacksonville			12	100%	12
PHYSICIANS CARE		10	2	17%	12
ORANGE REGIONAL MEDICAL CENTER LABORATORY		10	2	17%	12
MERCY MEDICAL CENTER		5	7	58%	12
SOUTHEASTERN OUTPATIENT SURGERY CENTER		12			12
PANCARE HEALTH - BAY COUNTY - YOUNGSTOWN		11	1	8%	12
MINUTECLINIC DIAGNOSTIC OF RHODE ISLAND, LLC #590		12			12
BLISS HEALTHCARE SERVICES		1	11	92%	12
WORLD WRESTLING ENTERTAINMENT			12	100%	12
ADVENT HEALTH - KISSIMMEE		3	9	75%	12
MACKOUL PEDIATRICS FORT MYERS			12	100%	12
LEON CHD		12			12
BRYAN WHITFIELD MEMORIAL HOSPITAL		8	4	33%	12
STATEN ISLAND UNIVERSITY HOSPITAL		11	1	8%	12
COMPREHENSIVE CHILDCARE ASSOCIATES		8	4	33%	12
MD PLUS URGENT CARE, LLC			12	100%	12
BROOKDALE PADDOCK HILLS		12			12
TLC FAMILY CARE HOME INC		12			12
BVL PEDIATRICS		12			12
GLEN OAKS HEALTH AND REHABILITATION CENTER			12	100%	12
SUMMIT ATLANTIC SURGERY CENTER		12			12
SOUTHCORP LABORATORY		2	10	83%	12
VERITAS RESEARCH CORP			12	100%	12
ST PETER'S UNIVERSITY HOSPITAL		9	3	25%	12
LONG ISLAND JEWISH VALLEY STREAM		12			12
NEMOURS CHILDREN'S URGENT CARE, ORLANDO - WATERFORD LAKES			12	100%	12
WALGREEN		4	8	67%	12
MINUTECLINIC DIAGNOSTIC OF MICHIGAN		11	1	8%	12
MARQUES PEDIATRICS			12	100%	12
VPA PC LAB		12			12
CHILDRENS MEDICAL CENTER			12	100%	12
APPLE DIAGNOSTICS LAB		5	7	58%	12
NORTHWEST FLORIDA SLEEP			12	100%	12
BROWARD DIALYSIS			12	100%	12
UR CARE FAMILY AND SPORTS MEDICINE			12	100%	12
UC HEALTH UNIVERSITY HOSPITAL		10	2	17%	12

# COVID-19: testing by laboratory

Data through Jan 2, 2021 verified as of Jan 3, 2021 at 09:25 AM

Data in this report are provisional and subject to change.

The numbers in the table below represent the number of Florida and non-Florida residents for whom test results were received by the Department of Health. A person can be tested by more than one laboratory and can have both positive and negative results. **Therefore, the sum of the numbers in each column will be larger than the total number of people tested.**

Reporting lab	Inconclusive	Negative	Positive	Percent positive	Total
OLIVE BRANCH HEALTH AND REHABILITATION CENTER			12	100%	12
MELBOURNE FAMILY PRACTICE		11	1	8%	12
WOODHOUSE INC		12			12
CVS MINUTE CLINIC DIAGNOSTIC OF TEXAS LLC		9	3	25%	12
ROCKLAND URGENT CARE FAMILY HEALTH NP		12			12
BETHESDA HEALTH PHYSICIAN GROUP INC			12	100%	12
CARDIOLOGY AND MEDICINE ASSOCIATES INC		12			12
LEHIGH VALLEY HOSPITAL		3	8	73%	11
PROHEALTH CARE ASSOCIATES MOBILE		9	2	18%	11
TRINITY MEDICAL ASSOCIATES LLC			11	100%	11
BAPTIST PRIMARY CARE PONTE VEDRA		6	5	45%	11
BAYCARE HEALTH SYSTEMS		1	10	91%	11
PRIMECARE ACQUISITION FAMILY PRACTICE INC		11			11
MINUTECLINIC DIAGNOSTIC OF NORTH CAROLINA		11			11
TOWERS HOME CARE☐		11			11
LYSTER ACH FT RUCKER AL		10	1	9%	11
WACO HHSSURGEWACO	1	9	1	9%	11
BLOUNT MEMORIAL HOSPITAL		10	1	9%	11
MINUTECLINIC, LLC, DBA MINUTECLINIC #2544		10	1	9%	11
St. Annes Nursing Center, St. Annes Residence, Inc.		11			11
LAKELAND HILLS CENTER		4	7	64%	11
THE TERRACE OF SAINT CLOUD		9	2	18%	11
MHHS All Lab Subsection		11			11
AIM LABORATORIES			11	100%	11
Wesley Place on Honeysuckle		9	2	18%	11
FIRST CHOICE PEDIATRICS INC		10	1	9%	11
TREASURE COAST URGENT CARE			11	100%	11
IMA MEDICAL CENTER		4	7	64%	11
AVOW HOSPICE INC		11			11
CHARLOTTE CHD PORT CHARLOTTE		10	1	9%	11
CAREHERE- LCS LEESBURG			11	100%	11
MAGNOLIA PEDIATRICS		2	9	82%	11
SAFARI PEDIATRICS PA		10	1	9%	11
MEDEXPRESS URGENT CARE - ROBINSON TWP, STEUBENVILLE PIKE		11			11
QUOTIENT SCIENCES LABS LLC			11	100%	11
UNIVERSITY CENTRA CARE		10	1	9%	11
MINUTECLINIC DIAGNOSTIC OF NORTH CAROLINA PC		9	2	18%	11
COLORADO DEPARTMENT OF PUBLIC HEALTH AND ENVIRONMENT			11	100%	11
PINELLAS COUNTY HEALTH DEPARTMENT		2	9	82%	11
ADVENTHEALTH MEDICAL GROUP FAMILY MEDICINE		11			11
INN AT LAKE SEMINOLE SQUARE, THE		11			11
MINUTECLINIC DIAGNOSTIC OF PENNSYLVANI		11			11
MINUTECLINIC DIAGNOSTIC OF TN PC #378		10	1	9%	11
DARDEN WELLNESS CENTER		9	2	18%	11
NORTHERN WESTCHESTER HOSPITAL LABORATORY		9	2	18%	11
FORT HAMILTON URGENT CARE		11			11
BARTON FAMILY PRACTICE		7	4	36%	11

# COVID-19: testing by laboratory

Data through Jan 2, 2021 verified as of Jan 3, 2021 at 09:25 AM

Data in this report are provisional and subject to change.

The numbers in the table below represent the number of Florida and non-Florida residents for whom test results were received by the Department of Health. A person can be tested by more than one laboratory and can have both positive and negative results. **Therefore, the sum of the numbers in each column will be larger than the total number of people tested.**

Reporting lab	Inconclusive	Negative	Positive	Percent positive	Total
DMH STEINHATCHEE FAMILY MEDICINE		8	3	27%	11
CARE FAST MURABELLA		7	4	36%	11
MORTON PLANT MEASE			11	100%	11
The Waterford		11			11
BASSETTI & ASSOCIATES, MD, PA			11	100%	11
TROPICANA		5	6	55%	11
BHA CENTRAL COUNTY CLINIC		1	10	91%	11
MEDICAL CENTER AFFILIATES WEST PALM			11	100%	11
HIALEAH HOSPITAL RESPIRATORY DEPT			11	100%	11
PALM BEACH PATHOLOGY		9	2	18%	11
MINUTECLINIC MINUTECLINIC #8746		11			11
Bon Secours Maria Manor		8	3	27%	11
RAINBOW PEDIATRICS			11	100%	11
NIGHT LITE PEDIATRICS CENTER, LLC		1	10	91%	11
Citymd Of Lacey		10	1	9%	11
ADVENT HEALTH - DELTONA ER		1	10	91%	11
UMHC/SYLVESTER AT KENDALL		1	10	91%	11
WINTER PARK CARE AND REHABILITATION			11	100%	11
VIRTUA WEST JERSEY HOSPITAL VOORHEES		9	2	18%	11
SUNCOAST URGENT CARE			11	100%	11
ELITE HOME HEALTH SERVICES		11			11
SEMORAN FAMILY HEALTH LLC		10	1	9%	11
PATHLINE			11	100%	11
MINUTECLINIC, LLC, DBA MINUTECLINIC #5		10	1	9%	11
Hialeah Nursing And Rehabilitation Center		6	4	40%	10
MARKET STREET VIERA		10			10
Lady Lake Specialty Care			10	100%	10
BROWARD HEALTH CARE			10	100%	10
BELLEVUE HOSPITAL CENTER DEPARTMENT		10			10
MEDEXPRESS URGENT CARE-ALTOONA		9	1	10%	10
VETERNANS ADMINISTRATION			10	100%	10
Jupiter Medical Center Pavilion		9	1	10%	10
ARNOT OGDEN MEDICAL CENTER LABORATORY		10			10
OCALA OAKS REHABILITATION CENTER		7	3	30%	10
URGENT CARE CENTER AT PINNACLE		4	6	60%	10
VALLEY IMMEDIATE CARE		8	2	20%	10
CORONA PATHOLOGY		10			10
MEDEX REGIONAL LABORATORIES LLC		1	9	90%	10
HORIZON MEDICAL GROUP		8	2	20%	10
MINUTECLINIC DIAGNOSTIC PA		10			10
ADVENT HEALTH - WINTER HAVEN		6	4	40%	10
STERLING HOUSE OF PUNTA GORDA		10			10
TENNESSEE DEPARTMENT OF HEALTH (TDH) - CENTRAL LABORATORY		2	8	80%	10
GRAND VILLA OF DELAND		9	1	10%	10
MEDEXPRESS URGENT CARE - TIMBERLAKE		10			10
MINUTECLINIC #8699		7	3	30%	10
RAINBOW PEDIATRIC CENTER		2	8	80%	10



# COVID-19: testing by laboratory

Data through Jan 2, 2021 verified as of Jan 3, 2021 at 09:25 AM

Data in this report are provisional and subject to change.

The numbers in the table below represent the number of Florida and non-Florida residents for whom test results were received by the Department of Health. A person can be tested by more than one laboratory and can have both positive and negative results. **Therefore, the sum of the numbers in each column will be larger than the total number of people tested.**

Reporting lab	Inconclusive	Negative	Positive	Percent positive	Total
UNIVERSITY HOSPITAL UC HEALTH		6	4	40%	10
BOCA RATON REGIONAL HOSPITAL LAB			10	100%	10
LAKE BALDWIN CBOC		9	1	10%	10
Summit Medical Group Westfield Lab		10			10
AVANTE ST CLOUD		7	3	30%	10
NEW JERSEY DEPARTMENT OF HEALTH COMMUNICABLE DISEASE SERVICE		3	7	70%	10
MEDEXPRESS URGENT CARE - SEMINOLE SQUA		9	1	10%	10
PANCARE HEALTH - VERNON ELEMENTARY			10	100%	10
SOUTHEASTERN LABORATORY			10	100%	10
INTERMOUNTAIN CENTRAL LAB		1	9	90%	10
CARENOW URGENT CARE-BRENTWOOD		8	2	20%	10
GERALD J KIVETT MD		10			10
GENESIS		7	3	30%	10
EAR NOSE AND THROAT ASSOCIATES OF MANATEE, P.A.		7	3	30%	10
ONEIDA HEALTHCARE CENTER		8	2	20%	10
OHIO STATE UNIVERSITY MEDICAL CENTER			10	100%	10
MID FLORIDA PATHOLOGY LLC		9	1	10%	10
NORTH OKALOOSA PHYSICIAN GROUP		10			10
MINIMALLY INVASIVE VASCULAR INC		10			10
PANCARE HEALTH - WEWA ELEMENTARY			10	100%	10
AMBRY GENETICS CORPORATION		10			10
BUREAU OF PUBLIC HEALTH		1	9	90%	10
BEAUMONT LABORATORY			10	100%	10
EMERALD COAST HOSPICE - CRESTVIEW		10			10
JFK MEDICAL CENTER NORTH LAB		1	9	90%	10
ROBERT H JENKINS JR VETERANS' DOMICILIARY HOME OF		9	1	10%	10
81ST MEDICAL GROUP			10	100%	10
METHODIST MEDICAL CENTER		7	3	30%	10
VASCONCELLO COHEN MD PA		9	1	10%	10
BROOKDALE PANAMA CITY		9	1	10%	10
PBC PREMIER FAMILY HEALTH			10	100%	10
MEDEXPRESS URGENT CARE PARKERSBURG		8	2	20%	10
GADSDEN REGIONAL MEDICAL CENTER		10			10
WALGREENS 3145		7	3	30%	10
BIOTECH CLINICAL LABORATORIES, INC.		1	9	90%	10
CBC LAB		3	7	70%	10
COVANCE CENTRAL LABORATORY			10	100%	10
HCR MANORCARE		10			10
CREATIVE TESTING SOLUTIONS		3	7	70%	10
ALCOVE ASSISTED LIVING FACILITY		10			10
LAKE NONA MEDICAL SERVICES		3	7	70%	10
REDMED CLINIC OF ARLINGTON		9	1	10%	10
BRIDGEWAY HEALTH CLINICS INC			10	100%	10
APPALACHIAN REGIONAL HEALTHCARE SYSTEM		10			10
MEDICAL LABORATORY DIAGNOSTICS			10	100%	10
CAREATC			10	100%	10
COMMUNITY HEALTH CENTER		2	8	80%	10

# COVID-19: testing by laboratory

Data through Jan 2, 2021 verified as of Jan 3, 2021 at 09:25 AM

Data in this report are provisional and subject to change.

The numbers in the table below represent the number of Florida and non-Florida residents for whom test results were received by the Department of Health. A person can be tested by more than one laboratory and can have both positive and negative results. **Therefore, the sum of the numbers in each column will be larger than the total number of people tested.**

Reporting lab	Inconclusive	Negative	Positive	Percent positive	Total
MID-FLORIDA PATHOLOGY, LLC		10			10
JOSEF SCHENKER MD PC		10			10
WATSON HEALTHCARE		7	3	30%	10
EMERALD COAST PEDIATRICS			10	100%	10
PRIMARY CARE MEDICINE		8	1	11%	9
FLORIDA ENDOSCOPY & SURGERY CTR LLC		9			9
MD NOW MEDICAL CENTERS INC			9	100%	9
MIDMICHIGAN MEDICAL CENTER			9	100%	9
TMH PHYSICIAN PARTNERS - MONTICELLO		8	1	11%	9
MOSOLF PEDIATRICS			9	100%	9
NATURE COAST REGIONAL MEDICAL CENTER			9	100%	9
PRECISION GENETICS			9	100%	9
UNAVAILABLE/UNKNOWN/NO INFORMATION FOUND			9	100%	9
WELLMED AT LAKE COPELAND		5	4	44%	9
NEMOURS CHILDREN'S PRIMARY CARE VERO BEACH			9	100%	9
NORTHBROOK CENTER FOR		8	1	11%	9
ISLAND LAKE CENTER		4	5	56%	9
PATEL MEDICAL VENTURES		8	1	11%	9
MOLECULAR PATHOLOGY LABORATORY			9	100%	9
BAYONET POINT HOSPITAL			9	100%	9
URGENT TEAM		7	2	22%	9
SAN JOSE SENIOR CARE LLC		6	3	33%	9
PINELLAS INTERNAL MEDICINE ASSOCIATES		8	1	11%	9
STAT ONE URGENT CARE CENTER			9	100%	9
RIVERSIDE MEDICAL GROUP		8	1	11%	9
CARENOW URGENT CARE - EAST NASHVILLE		8	1	11%	9
WELLMED AT SOUTH PARSONS		8	1	11%	9
PLYMOUTH HARBOR INCORPORATED		9			9
DUVAL PHARMACY		5	4	44%	9
FIRST CHOICE PEDIATRICS WINTER SPRINGS		9			9
MINUTE CLINIC DIAGNOSTIC OF VIRGINIA		6	3	33%	9
ANY LAB TEST NOW INC			9	100%	9
AVALON FAMILY RESORT ASSISTED LIVING LLC		9			9
OUR HOME AT BEACON HILL			9	100%	9
HOLIDAY MEDICAL ASSOCIATES		1	8	89%	9
WADSWORTH CENTER - DAVID AXELROD INSTITUTE		8	1	11%	9
BAYA URGENT CARE LLC		1	8	89%	9
RICHMOND UNIVERSITY MEDICAL CENTER		7	2	22%	9
CYPRESS POINT LIVING, LLC		7	2	22%	9
MAINSTREET FAMILY CARE			9	100%	9
CARENOW URGENT CARE-MT JULIET		8	1	11%	9
ARDEN COURTS OF PALM HARBOR			9	100%	9
LIFE CARE CENTER OF PORT ST. LUCIE		6	3	33%	9
ILLINOIS DEPT OF PUBLIC HEALTH LAB - SPRINGFIELD			9	100%	9
MOUNT DORA PEDIATRICS		8	1	11%	9
MINUTECLINIC DIAGNOSTIC OF MICHIGAN PC		9			9
BAYFRONT HEALTH ST PETERSBURG		8	1	11%	9

# COVID-19: testing by laboratory

Data through Jan 2, 2021 verified as of Jan 3, 2021 at 09:25 AM

Data in this report are provisional and subject to change.

The numbers in the table below represent the number of Florida and non-Florida residents for whom test results were received by the Department of Health. A person can be tested by more than one laboratory and can have both positive and negative results. **Therefore, the sum of the numbers in each column will be larger than the total number of people tested.**

Reporting lab	Inconclusive	Negative	Positive	Percent positive	Total
OCOE PEDIATRICS		8	1	11%	9
FAMILY MEDICINE AT HUNTERS CREEK		9			9
OMNI			9	100%	9
PREMIER LABORATORY SERVICES, LLC		5	4	44%	9
Maury Regional Hospital		6	3	33%	9
VILLAGE PLACE HEALTH AND REHAB		9			9
PEDIATRIC HEALTH CARE ALLIANCE			9	100%	9
BARNES HEALTHCARE OF FLORIDA LLC		9			9
NORTHSHORE UNIVERSITY HEALTHSYSTEM EVANSTON HOSPITAL LAB			9	100%	9
STATEN ISLAND UNIVERSITY HOSPITAL SEGUINE AVE		9			9
LPG PEDIATRICS AT PAGE FIELD		9			9
PARROTT MEDICAL CLINIC			9	100%	9
CHEMISYS LABORATORIES		1	8	89%	9
SAMARITAN MEDICAL CENTER		9			9
CHILDREN'S HEALTH CENTER INC.		7	2	22%	9
ALBIBI		1	8	89%	9
BAY REGIONAL URGENT CARE		1	8	89%	9
GENTIVA HEALTH SERVICES		8	1	11%	9
SIGMUND LABS LLC		9			9
DESOTO HEALTH AND REHAB LLC		6	3	33%	9
LAKE NONA MEDICAL SERVICE LLC		9			9
ADVENTHEALTH MEDICAL GROUP CARE CLINIC AT		7	2	22%	9
GCPM MANUAL MICROBIOLOGY		1	8	89%	9
HAZELDEN FLORIDA		9			9
WELLMED AT PLANT CITY		5	3	38%	8
AVENTURA HOSPITAL AND MEDICAL CENTER			8	100%	8
MINUTE CLINIC DIAGNOSTIC OF NEW JERSEY		8			8
ADVENT HEALTH - FOUR CORNERS ER		8			8
ALACHUA COUNTY HEALTH DEPARTMENT		1	7	88%	8
FAMILY PRACTICE ON THE GO		6	2	25%	8
MEDEXPRESS URGENT CARE - PANTOPS		7	1	13%	8
PASSPORT HEALTH			8	100%	8
GULF COAST MEDICAL GROUP		2	6	75%	8
JOHNS HOPKINS MEDICAL LABORATORIES		1	7	88%	8
GENEUS DIAGNOSTICS			8	100%	8
FLORIDA CLINICAL LAB		1	7	88%	8
ORMOND BEACH CENTRA CARE			8	100%	8
ADVANCED DIAGNOSTIC LABORATORY		1	7	88%	8
CRESTVIEW URGENT CARE			8	100%	8
FAMILY HEALTH CENTER			8	100%	8
SAMARITAN HOSPITAL LABORATORY		7	1	13%	8
BAPTIST HEALTH			8	100%	8
MEDEXPRESS URGENT CARE MONACA		8			8
WINSHIPS PHARMACY INC		8			8
EMERGENCY MEDICAL CENTER		3	5	63%	8
GOLISANO CHILDREN'S HOSPITAL OF SOUTHWEST FLORIDA		6	2	25%	8
ADVENTHEALTH MEDICAL GROUP		8			8

# COVID-19: testing by laboratory

Data through Jan 2, 2021 verified as of Jan 3, 2021 at 09:25 AM

Data in this report are provisional and subject to change.

The numbers in the table below represent the number of Florida and non-Florida residents for whom test results were received by the Department of Health. A person can be tested by more than one laboratory and can have both positive and negative results. **Therefore, the sum of the numbers in each column will be larger than the total number of people tested.**

Reporting lab	Inconclusive	Negative	Positive	Percent positive	Total
BARTON PARKER OD PC		8			8
WALK IN URGENT CARE			8	100%	8
PERSONAL PEDIATRICS PA		6	2	25%	8
UNIVERSITY MEDICAL CENTER		8			8
MINUTECLINIC DIAGNOSTIC OF TN PC #566		7	1	13%	8
MULBERRY'S MOBILE PROVIDER SERVICES LLC□			8	100%	8
DOCTOR'S IN-HOUSE LAB/COMMUNITY HEALTH CENTERS OF PINELLAS – CLEARWATE			8	100%	8
X-GENE MOLECULAR LABS		1	7	88%	8
MINUTECLINIC DIAGNOSTIC OF LOUISIANA		7	1	13%	8
WHITE SANDS OUTPATIENT SERVICES (WSOP SERVICES LLC		8			8
MEDEXPRESS URGENT CARE - LAFAYETTE		7	1	13%	8
MEDEXPRESS URGENT CARE - MONROE		8			8
Hackensack Umc Mountainside		8			8
WANTAGH URGENT CARE		6	2	25%	8
CVS MINUTE CLINIC, LLC		6	2	25%	8
HOLY NAME MEDICAL CENTER	1	6	1	13%	8
JX REF LAB			8	100%	8
DIEGO FALLON MD PA		5	3	38%	8
MEDEXPRESS URGENT CARE-KATY		5	3	38%	8
St Joseph's Hospital & Medical Center		8			8
NIGHT OWL PEDIATRICS URGENT CARE			8	100%	8
BEAUMONT EMERGENCY CENTER			8	100%	8
OHIO CVS STORES, LLC DBA		8			8
DOH-TAMPA BRANCH LABORATORY (MLK BLVD)		4	4	50%	8
LODGE HEALTH AND REHABILITATION CENTER, THE		8			8
LIFE CARE CITRUS COUNTY			8	100%	8
BAPTIST OUTPATIENT			8	100%	8
WAKULLA COUNTY HEALTH DEPARTMENT		3	5	63%	8
TELEVISIT PALM BAY FAMILY PRACTICE		6	2	25%	8
BAY BREEZE HEALTH AND REHABILITATION CENTER		6	2	25%	8
CVS PHARMACY NO 274		8			8
TEXAS DEPARTMENT OF STATE HEALTH SERVICES		2	6	75%	8
SURGOINSVILLE PHARMACY		8			8
NORTHWEST FLORIDA COMMUNITY HOSPITAL LABORATORY		8			8
GENE STREET LABORATORIES, LLC		6	2	25%	8
CVS MINUTE CLINIC DIAGNOSTIC MED GRP OF CA		8			8
FLORIDA HEART AND VASCULAR MULTISPECIALTY GROUP		8			8
ROBERT WOOD JOHNSON HOSPITAL		7	1	13%	8
SIDDH INC DBA SAN CARLOS PHARMACY		6	2	25%	8
CARROLL GARDENS URGENT CARE		8			8
HUNTINGTON VILLAGE URGENT CARE		8			8
WESTCHESTER GENERAL HOSPITAL BLOOD GAS LAB			8	100%	8
MEADOWCREST FAMILY PHYSICIANS PA			8	100%	8
BAYLOR GENETICS		6	2	25%	8
EXECUTIVE MEDICAL SERVICES		8			8
THE WOLFF CENTER FOR CHILD & ADOLESCENT HEALTH			8	100%	8
CVS MINUTE CLINIC DIAGNOSTIC OF WISCONSIN		8			8

# COVID-19: testing by laboratory

Data through Jan 2, 2021 verified as of Jan 3, 2021 at 09:25 AM

Data in this report are provisional and subject to change.

The numbers in the table below represent the number of Florida and non-Florida residents for whom test results were received by the Department of Health. A person can be tested by more than one laboratory and can have both positive and negative results. **Therefore, the sum of the numbers in each column will be larger than the total number of people tested.**

Reporting lab	Inconclusive	Negative	Positive	Percent positive	Total
DOCTOR'S IN HOUSE LAB			8	100%	8
MEDEXPRESS URGENT CARE - BENTON HARBOR		8			8
MICHIGAN DEPARTMENT OF COMMUNITY HEALTH		1	7	88%	8
HARBORCHASE OF DR PHILLIPS		7	1	13%	8
CIAN DIAGNOSTICS			8	100%	8
BEST MEDICAL CENTER		8			8
MEDEXPRESS URGENT CARE-LATROBE		8			8
FOUNTAINVIEW BY FIVE STAR QUALITY CARE		7	1	13%	8
NORTHWEST FLORIDA ENT, PA		3	5	63%	8
CONSULATE HEALTH CARE		7	1	13%	8
HEALTHMARK REGIONAL HOSPITAL LAB		4	4	50%	8
MINUTECLINIC, LLC		7	1	13%	8
BROOKDALE MANDARIN CENTRAL			8	100%	8
MONTEFIORE MEDICAL CENTER LABORATORIES - NORTH		8			8
MONROE COUNTY HOSPITAL		6	2	25%	8
PASSPORT HEALTH OF TAMPA BAY		8			8
SYLVESTER AT PLANTATION LABORATORY		7	1	13%	8
LAKEVIEW HEALTH SYSTEMS			8	100%	8
MID-HUDSON VALLEY DIVISION OF WESTCHESTER MEDICAL		8			8
MEDEXPRESS URGENT CARE - CHRISTIANBURG		7	1	13%	8
COASTAL FAMILY PRACTICE		5	3	38%	8
ATLANTIC CONSOLIDATED LABORATORY		8			8
ST. JOSEPH HOSPITAL AND HEALTH CARE INC.			8	100%	8
ALLINA HEALTH - ABBOTT NORTHWESTERN HOSPITAL		5	3	38%	8
ACCESS PHARMACY		8			8
BLOCK NATION CHASE		4	4	50%	8
MEDEXPRESS URGENT CARE - WASHINGTON		6	2	25%	8
FAMILY MEDICINE AT LONGWOOD			8	100%	8
MEDEXPRESS URGENT CARE - WINCHESTER GATEWAY		6	2	25%	8
Okeechobee Health Care Facility		5	3	38%	8
COLLIER COUNTY HEALTH DEPT.		4	4	50%	8
INTERNAL MEDICINE ASSOCIATES OF JACKSON HOSPITAL			8	100%	8
LUTHERAN HAVEN ASSISTED LIVING		8			8
FHCP-ORANGE CITY			8	100%	8
ALACHUA			7	100%	7
LUXOR SCIENTIFIC LLC		1	6	86%	7
FLORIDA DEPARTMENT OF HEALTH IN WALTON COUNTY		6	1	14%	7
IRL MARKET LAB			7	100%	7
PBSO WEST PALM FAMILY PRACTICE		1	6	86%	7
SONATA BOYNTON BEACH		6	1	14%	7
MINUTE CLINIC LLC #5733		7			7
BEACON AT GULF BREEZE, THE		6	1	14%	7
SOUTH COM HEALTH CLINIC, DEPT. OF THE ARMY		7			7
TUSCAN ISLE CHAMPIONSGATE OP CO LLC		7			7
WELLMED AT PORT ST LUCIE WEST		6	1	14%	7
BRADENTON PHYSICIANS MEDICAL CENTER			7	100%	7
GENTRY PARK ORLANDO ASSISTED LIVING		6	1	14%	7



# COVID-19: testing by laboratory

Data through Jan 2, 2021 verified as of Jan 3, 2021 at 09:25 AM

Data in this report are provisional and subject to change.

The numbers in the table below represent the number of Florida and non-Florida residents for whom test results were received by the Department of Health. A person can be tested by more than one laboratory and can have both positive and negative results. **Therefore, the sum of the numbers in each column will be larger than the total number of people tested.**

Reporting lab	Inconclusive	Negative	Positive	Percent positive	Total
TRUE HEALTH DIAGNOSTICS		1	6	86%	7
DOCTORS CLINICAL LABORATORY, INC		5	2	29%	7
DIAGNOSTIC CLINIC		6	1	14%	7
QUE		4	3	43%	7
ADVENTHEALTH MEDICAL GROUP FAMILY & INTERNAL		4	3	43%	7
PALM POINT BEHAVIORAL HEALTH		7			7
RIVER OAKS TREATMENT CENTER			7	100%	7
CLEVELAND TENNESSEE HOSPITAL COMPANY		6	1	14%	7
ST PETERSBURG PEDIATRICS-EAST BAY			7	100%	7
LYNMOORE,THE		7			7
MINUTECLINIC DIAGNOSTIC OF HAWAII LLC		7			7
SARASOTA - ROBERT L TAYLOR COMMUNITY CENTER□		1	6	86%	7
ST JUDE LABORATORIES		5	2	29%	7
NOVANT HEALTH INPATIENT CARE		2	5	71%	7
HOLY GARDEN ALF, INC.		7			7
Consulate Health Care of Brandon		7			7
GUARDANT HEALTH		4	3	43%	7
VERMONT DEPARTMENT OF HEALTH		1	6	86%	7
MONTEFIORE NYACK HOSPITAL AFFILIATED LABORATORY		7			7
DOCTOR'S IN-HOUSE LAB/COMMUNITY HEALTH CENTERS OF PINELLAS –PINELLAS P			7	100%	7
LEE COUNTY HEALTH DEPARTMENT		4	3	43%	7
URGENT FAMILY CARE INC		4	3	43%	7
MEDEXPRESS URGENT CARE CHARLESTON		5	2	29%	7
PENINSULA CARE AND REHABILITATION CENTER			7	100%	7
UNIVERSITY OF WASHINGTON MEDICAL CENTER			7	100%	7
RIVERVIEW REGIONAL MEDICAL CENTER		6	1	14%	7
CENTRAL FLORIDA PEDIATRIC URGENT CARE LLC		6	1	14%	7
MEDLABS DIAGNOSTICS		7			7
URGENT TEAM MANAGEMENT OF TENNESSEE		7			7
Stratford Court of Palm Harbor		6	1	14%	7
NEW YORK PRESBYTERIAN - LOWER MANHATTAN		7			7
ST PETERSBURG PEDIATRICS			7	100%	7
BAYCARE MEDICAL GROUP INC			7	100%	7
LABCORP TAMPA		5	2	29%	7
CARENOW URGENT CARE-MADISON		7			7
GOOD SAMARITAN SOCIETY OF DAYTONA		5	2	29%	7
SENIOR HOME CARE INC		7			7
Sunset Lake Health and Rehabilitation Center		7			7
JOHN KNOX VILLAGE OF CENTRAL FLORIDA		4	3	43%	7
SEA LEVEL LABS			7	100%	7
COMMUNITY MEDICAL AND DENTAL CARE INC		7			7
Ocoee Health Care Center		7			7
JACKSON CLINIC PA,THE		3	4	57%	7
THE MARY IMOGENE BASSETT HOSPITAL		7			7
THE VILLAGES HEALTH		5	2	29%	7
PEDIATRICS OF CENTRAL FLORIDA		5	2	29%	7
CVS HEALTH, #3396		7			7

# COVID-19: testing by laboratory

Data through Jan 2, 2021 verified as of Jan 3, 2021 at 09:25 AM

Data in this report are provisional and subject to change.

The numbers in the table below represent the number of Florida and non-Florida residents for whom test results were received by the Department of Health. A person can be tested by more than one laboratory and can have both positive and negative results. **Therefore, the sum of the numbers in each column will be larger than the total number of people tested.**

Reporting lab	Inconclusive	Negative	Positive	Percent positive	Total
DORAL URGENT CARE			7	100%	7
SCHOOL OF PHARMACY AND PHARMACEUTICAL		7			7
ASHRAF MEDICAL GROUP PLLC DBA PULSE M		6	1	14%	7
ORANGE PARK PEDIATRICS		4	3	43%	7
MEDEXPRESS URGENT CARE - MAPLE DRIVE		7			7
LAKES DIALYSIS CENTER INC			7	100%	7
ADVANCE URGENT CARE CENTER, LLC			7	100%	7
AEGIS MEDICAL GROUP			7	100%	7
LEPE'S HOUSE			7	100%	7
Rosewood Healthcare and Rehabilitation Center		5	2	29%	7
SIPARADIGM LLC		1	6	86%	7
BREVARD HEALTH ALLIANCE INC, THE		2	5	71%	7
MONTEFIORE MEDICAL CENTER LABORATORIES - WEILER		5	2	29%	7
DEPARTMENT OF HEALTH- CITRUS COUNTY			7	100%	7
HOLMES COUNTY HEALTH DEPARTMENT		3	4	57%	7
FLORIDA HOSPITAL KISSIMMEE		4	3	43%	7
AVON PARK PEDIATRICS			7	100%	7
ENT AND ALLERGY ASSOCIATES OF FLORIDA LLC		6	1	14%	7
LAKE MARY - STIRLING CENTER SUITE 202			7	100%	7
MULBERRY CARE CENTER		4	3	43%	7
ARCHBOLD MEMORIAL HOSPITAL/LAB		3	4	57%	7
Sovereign Laboratory Services, LLC		7			7
CORNER OAK ESTATE LLC		7			7
WOODLAND TOWERS		6	1	14%	7
FLORIDA CENTER FOR DERMATOLOGY LABORATORY			7	100%	7
WESTWOOD NURSING & REHAB		3	4	57%	7
HEALTH CARE LABORATORY SERVICES		1	6	86%	7
MEYER PEDIATRICS CHTD		7			7
ORANGE PARK PEDIATRIC ASSOCIATES		1	6	86%	7
HEARTLAND PEDIATRICS OF LAKE PLACID			7	100%	7
Thermopolis Rehabilitation Wellness		7			7
CHILDREN'S HEALTHCARE OF ATLANTA/EGLESTON		7			7
FLORIDA DIGESTIVE AND LIVER SPECIALIST		7			7
MISSOURI DEPARTMENT OF HEALTH AND SENIOR SERVICES			7	100%	7
LAB UNKNOWN		6	1	14%	7
MEDEXPRESS URGENT CARE, BUTLER		4	3	43%	7
HEALTH NETWORK LABORATORIES		6	1	14%	7
WILDLIGHT LAB			7	100%	7
VETERANS AFFAIRS MEDICAL CENTER - OUTPATIENT			7	100%	7
BAPTIST PEDIATRICS		6	1	14%	7
ORLANDO HEALTH PHYSICIAN ASSOCIATES		4	3	43%	7
ROSS MEDICAL GROUP			7	100%	7
TRUE HEALTH		5	2	29%	7
KEYSTONE PLACE AT NAPLES PRESERVE		4	3	43%	7
ECLRS		2	5	71%	7
LONG TERM CARE OF JAY, LLC			7	100%	7
HEALTHWORKS MED GROUP OF FLORIDA PA		2	5	71%	7

# COVID-19: testing by laboratory

Data through Jan 2, 2021 verified as of Jan 3, 2021 at 09:25 AM

Data in this report are provisional and subject to change.

The numbers in the table below represent the number of Florida and non-Florida residents for whom test results were received by the Department of Health. A person can be tested by more than one laboratory and can have both positive and negative results. **Therefore, the sum of the numbers in each column will be larger than the total number of people tested.**

Reporting lab	Inconclusive	Negative	Positive	Percent positive	Total
TNC WALK IN CLINIC		4	3	43%	7
NORTON HEALTHCARE			7	100%	7
FLORIDA HOSPITAL WINTER PARK		6	1	14%	7
PBC FOUND CARE INC			7	100%	7
METROPOLITAN HOSPITAL CENTER		6	1	14%	7
CVS PHARMACY #8800		5	2	29%	7
ALLEGRO - TAMPA	1	4	2	29%	7
WELLMED AT NEW TAMPA		5	2	29%	7
WYOMING COUNTY COMMUNITY HOSPITAL LABORATORY		7			7
HUNTINGTON URGENT CARE		7			7
MERCY COLLEGE HEALTH OFFICE		6			6
PALMS, THE		6			6
TIFFANY LAKE CARE CENTERS INC		6			6
CAPITAL HEALTH PLAN LABORATORIES			6	100%	6
SAINT PETER'S UNIVERSITY HOSPITAL		6			6
ROSEMONT GARDENS INC		6			6
ADVENT HEALTH APOPKA		2	4	67%	6
THOMAS JEFFERSON UNIVERSITY HOSPITAL		4	2	33%	6
GLEN FALLS HOSPITAL DEPARTMENT OF PATHOLOGY		6			6
MEDEXPRESS ELKINS		6			6
CLEARWATER PEDIATRIC CARE		1	5	83%	6
XPRESS URGENT CARE LLC		6			6
NORTHERN DUTCHESS HOSPITAL LABORATORY		5	1	17%	6
IU HEALTH PATHOLOGY		1	5	83%	6
TAMIAMI LAB MILLENIUM			6	100%	6
BOCA VIPEDIATRICS			6	100%	6
CAPE CORAL URGENT CARE		3	3	50%	6
THE VILLAGES REGIONAL HOSPITAL FREESTANDING		3	3	50%	6
BAYCARE MEDICAL GROUP INC			6	100%	6
CAREWELL 301 - WARWICK			6	100%	6
MINUTE CLINIC DIAGNOSTIC OF SC, LLC #42		5	1	17%	6
MC DIAGNOSTIC OF CONNECTICUT, PC #1960		6			6
UNILAB		2	4	67%	6
BAYCARE MEDICAL GROUP		1	5	83%	6
MEDEXPRESS URGENT CARE-PITTSFIELD		6			6
DOH JACKSONVILLE CENTRAL LABORATORY		3	3	50%	6
PUBLIC HEALTH LAB		6			6
Northwell Lab		2	4	67%	6
ST VINCENT'S CHILTON		4	2	33%	6
MEDEXPRESS URGENT CARE - FAYETTEVILLE		4	2	33%	6
AZALEA HEALTH		2	4	67%	6
MINUTECLINIC, LLC, DBA MINUTECLINIC #6106		5	1	17%	6
MINUTECLINIC DIAGNOSTIC OF NORTH CAROLINA, PC		5	1	17%	6
MEDEXPRESS URGENT CARE - MIDLOTHIAN		6			6
COMMONWEALTH OF MASSACHUSETTS			6	100%	6
NORTH BEACH REHABILITATION CENTER		5	1	17%	6
URGENT CARE AT LONGWOOD			6	100%	6

# COVID-19: testing by laboratory

Data through Jan 2, 2021 verified as of Jan 3, 2021 at 09:25 AM

Data in this report are provisional and subject to change.

The numbers in the table below represent the number of Florida and non-Florida residents for whom test results were received by the Department of Health. A person can be tested by more than one laboratory and can have both positive and negative results. **Therefore, the sum of the numbers in each column will be larger than the total number of people tested.**

Reporting lab	Inconclusive	Negative	Positive	Percent positive	Total
CHILDREN'S HOSPITAL OF PHILADELPHIA		5	1	17%	6
GENETIC TECHNOLOGICAL INNOVATIONS			6	100%	6
ST LUKES ROOSEVELT LABORATORY		6			6
URGENT TEAM - MUSCLE SHOALS		6			6
MEDEXPRESS URGENT CARE- MARYLAND		6			6
BETH ISRAEL DEACONESS MEDICAL CENTER			6	100%	6
FLORIDA MEDICAL CLINIC - MULTI SPECIALTY CAMPUS		1	5	83%	6
FLORIDA MEDICAL SPECIALISTS		2	4	67%	6
Clearwater Center		6			6
AARK LABORATORY		6			6
ARLINGTON OF NAPLES		6			6
JERSEY SHORE MEDICAL CENTER		6			6
RED MOUNTAIN DIAGNOSTICS		6			6
SONORA QUEST LABORATORIES			6	100%	6
ST CHARLES HOSPITAL LABORATORY		6			6
MEDICAL CENTER AT OCEAN REEF		1	5	83%	6
ISLAND COAST PEDIATRICS IN-HOUSE LAB		6			6
LAWTON CHILES HEALTH CENTER		1	5	83%	6
GRAND VILLA OF ALTAMONTE SPRINGS		1	5	83%	6
BAPTIST PRIMARY BLACK CREEK SOUTH			6	100%	6
MEDEXPRESS URGENT CARE - ELM GROVE		5	1	17%	6
ENIGMA DIAGNOSTIC, INC.			6	100%	6
LIFE'S SPECIAL MOMENTS INC		6			6
FREEDOM SQUARE NURSING CENTER			6	100%	6
FLORIDA WOMAN CARE LABORATORY			6	100%	6
PALMETTO HEALTH ALLIANCE		3	3	50%	6
RIVERWOOD CENTER,THE			6	100%	6
TIMBER CREEK PEDIATRICS		6			6
MERCY HEALTH—MUSKEGON		5	1	17%	6
BROOKDALE PENSACOLA		6			6
CVS MINUTE CLINIC DIAGNOSTIC OF TEXAS,LLC		4	2	33%	6
MEDEXPRESS URGENT CARE - SALEM		3	3	50%	6
MED LABS DIAGNOSTICS		4	2	33%	6
NOVALIFE MEDSPA			6	100%	6
TEXAS MEDCLINIC			6	100%	6
MINUTECLINIC DIAGNOSTIC OF NEW JERSEY, LLC # 7069		6			6
PATHGROUP LABS, LLC		4	2	33%	6
DR PHILLIPS MEDICAL WELLNESS CENTER		6			6
YORKVILLE PEDIATRIC URGENT CARE		6			6
MEDEXPRESS URGENT CARE - HOT SPRINGS		6			6
SOUTH CAROLINA DEPARTMENT OF HEALTH			6	100%	6
THE CLINIC PREMISE HEALTH			6	100%	6
WATAUGA MEDICAL CENTER		4	2	33%	6
FIRST COAST CARDIOVASCULAR INSTITUTE PA			6	100%	6
CARE HERE		1	5	83%	6
RICH STREET GROUP HOME			6	100%	6
GRACE REHABILITATION CENTER OF VERO BEACH		4	2	33%	6

# COVID-19: testing by laboratory

Data through Jan 2, 2021 verified as of Jan 3, 2021 at 09:25 AM

Data in this report are provisional and subject to change.

The numbers in the table below represent the number of Florida and non-Florida residents for whom test results were received by the Department of Health. A person can be tested by more than one laboratory and can have both positive and negative results. **Therefore, the sum of the numbers in each column will be larger than the total number of people tested.**

Reporting lab	Inconclusive	Negative	Positive	Percent positive	Total
BAYCARE ALLIANT HOSPITAL			6	100%	6
NOT INDICATED		1	5	83%	6
FLORIDA HOSPITAL APOPKA		5	1	17%	6
MAIMONIDES MEDICAL CENTER		4	2	33%	6
CARENOW URGENT CARE-SOUTHLAKE			6	100%	6
LUMADOC HEALTH		4	2	33%	6
Manor Care of Dunedin		6			6
DEBARY HEALTH AND REHABILITATION CENTER		6			6
CONCENTRA			6	100%	6
OSWEGO HOSPITAL LABORATORY		6			6
HEALTHPARK MEDICAL CENTER ABG LAB		5	1	17%	6
LUTHERAN HAVEN EXTENDED CONGREGATE CAR		6			6
MINUTECLINIC, LLC #05038		6			6
PROHEALTH MED		1	5	83%	6
RIVER CITY PRIMARY AND URGENT CARE			6	100%	6
ETHOS LABORATORIES		6			6
CVS MINUTE CLINIC DIAGNOSTIC OF TEXAS, LLC		6			6
MIAMI BEACH COMMUNITY HEALTH CENTER INC			6	100%	6
FORT PIERCE FAMILY CARE INC		3	3	50%	6
PENN MEDICINE PRINCETON MEDICAL CENTER		6			6
NEW HAMPSHIRE DEPARTMENT OF HEALTH AND HUMAN SERVICES		3	2	40%	5
UT SOUTHWESTERN MEDICAL CENTER			5	100%	5
Westchester General Hospital			5	100%	5
MINUTE-CLINIC DIAGNOSTIC OF VIRGINIA, LLC #2003		4	1	20%	5
KIDSVILLE PEDIATRICS			5	100%	5
MEDEXPRESS URGENT CARE-MUNCIE		5			5
WAKEMED		1	4	80%	5
SOUTHERN OCEAN MEDICAL CENTER		5			5
PERDIDO URGENT CARE			5	100%	5
MINUTECLINIC DIAGNOSTIC MEDICAL GROUP		5			5
LEE MEMORIAL HEALTH SYSTEM		2	3	60%	5
PRECISION DIAGNOSTICS INC - NJ		5			5
LABCORP UNSPECIFIED		5			5
HENDRY REGIONAL CONVENIENT CARE CENTER			5	100%	5
ILLINOIS DEPARTMENT OF PUBLIC HEALTH			5	100%	5
UF HEALTH			5	100%	5
KENILWORTH CARE & REHABILITATION CENTER			5	100%	5
GULF COAST VETERANS HCS PANAMA CITY OPC		5			5
COPELAND MEDICAL CLINIC		3	2	40%	5
NATIONAL GENETICS INST LABCORP		1	4	80%	5
WESTMINSTER SHORES			5	100%	5
WEST PACIFIC MEDICAL LABORATORY			5	100%	5
INDIAN RIVER PRIMARY CARE PA		5			5
TANNER MEDICAL CENTER EAST AL		5			5
MINUTECLINIC DIAGNOSTIC OF NORTH		5			5
URGENT MEDICAL CENTER INC		2	3	60%	5
THE PLAZA AT PARKSQUARE		5			5



# COVID-19: testing by laboratory

Data through Jan 2, 2021 verified as of Jan 3, 2021 at 09:25 AM

Data in this report are provisional and subject to change.

The numbers in the table below represent the number of Florida and non-Florida residents for whom test results were received by the Department of Health. A person can be tested by more than one laboratory and can have both positive and negative results. **Therefore, the sum of the numbers in each column will be larger than the total number of people tested.**

Reporting lab	Inconclusive	Negative	Positive	Percent positive	Total
DOCS URGENT CARE		1	4	80%	5
MCR HEALTH LAWTON CHILES ADMINISTRATION STE A		1	4	80%	5
URGENT CARE OF LONGWOOD			5	100%	5
FAMILY MEDICINE OF WESTON LLC			5	100%	5
SUTTER TRACY COMMUNITY HOSPITAL			5	100%	5
EL PARAISO HOME INC		5			5
FLORIDA CANCER SPECIALISTS & RESEARCH INSTITUTE		4	1	20%	5
CLINCLOUD, LLC			5	100%	5
INTERNAL MEDICINE & PRIMARY CARE ASSOCIATES, PLC			5	100%	5
CARL R DARNALL ARMY MEDICAL CENTER			5	100%	5
NORTH FLORIDA PEDIATRICS JASPER			5	100%	5
BAYSHORE LABORATORY		4	1	20%	5
DEPARTMENT OF HEALTH AND HUMAN SERVICES LANSING			5	100%	5
PEDIATRIC URGENT HEALTH CARE			5	100%	5
AUTUMN OF SARASOTA		5			5
MEDEXPRESS URGENT CARE MURRYSVILLE		3	2	40%	5
CORAL LANDING ASSISTED LIVING		5			5
COOPER HOSPITAL/UNIVERSITY MEDICAL		5			5
WATERTOWN URGENT CARE PLLC		5			5
GUTHRIE MEDICAL GROUP LABORATORIES		5			5
PEDIATRICS OF CENTRAL FLORIDA – POINCIANA		3	2	40%	5
Florida Clinical Laboratory		1	4	80%	5
CURATIVE CARE CENTER INC		1	4	80%	5
MC DIAGNOSTIC OF CONNECTICUT PC #459		5			5
FRANCES WARDE MEDICAL LABORATORY		2	3	60%	5
BETHESDA COMMUNITY HEALTH CENTER			5	100%	5
VIERA PEDIATRICS		1	4	80%	5
PRECISION LABS LLC		2	3	60%	5
ORMOND MEDICAL ARTS		3	2	40%	5
SOUTHEASTERN PEDIATRIC ASSOCIATES			5	100%	5
CRESTWOOD MEDICAL CENTER		4	1	20%	5
MEDEXPRESS URGENT CARE - HUNTINGTON WE		5			5
MINUTECLINIC MINUTECLINIC #4977		3	2	40%	5
MINUTECLINIC, LLC #244		4	1	20%	5
DAVITA DIALYSIS		4	1	20%	5
HUNTERS CREEK PEDIATRICS		5			5
UNIVERSITY OF CHICAGO MEDICAL CENTER LAB			5	100%	5
NORTHPORT MEDICAL CENTER LAB		5			5
MIAMI COMPREHENSIVE MEDICINE GROUP PA		4	1	20%	5
UT MEMPHIS UNIVERSITY HEALTH SERVICES			5	100%	5
THE PALMS REHABILITATION AND HEALTHCARE CENTER		5			5
FLORIDA DEPARTMENT OF HEALTH IN MONROE COUNTY		2	3	60%	5
MEDEXPRESS URGENT CARE PORT HURON		4	1	20%	5
PREMIER COMMUNITY HEALTHCARE GROUP INC		5			5
URGENT CARE & FAMILY PRACTICE CENTER			5	100%	5
INSPIRED LIVING AT PALM BAY		5			5
OMNICARE PHARMACY OF TEXAS 1, LP DBA OMNICARE		5			5

# COVID-19: testing by laboratory

Data through Jan 2, 2021 verified as of Jan 3, 2021 at 09:25 AM

Data in this report are provisional and subject to change.

The numbers in the table below represent the number of Florida and non-Florida residents for whom test results were received by the Department of Health. A person can be tested by more than one laboratory and can have both positive and negative results. **Therefore, the sum of the numbers in each column will be larger than the total number of people tested.**

Reporting lab	Inconclusive	Negative	Positive	Percent positive	Total
Life Care Center of Estero			5	100%	5
DICKSON MEDICAL ASSOCIATES PC PATH LAB		4	1	20%	5
MEDEXPRESS URGENT CARE-PETERS TWP		5			5
BOCA BIOLISTICS LLC			5	100%	5
HILLSBOROUGH COUNTY HEALTH DEPARTMENT			5	100%	5
NELSON BIOLOGICAL			5	100%	5
APOLLO GARDENS RETIREMENT RESIDENCE CARE		5			5
WOODHULL MEDICAL AND MENTAL HEALTH CTR		5			5
PARRISH HEALTH CENTER		5			5
OPTUM SILVER LAKES			5	100%	5
VIBRANT AMERICA		3	2	40%	5
JOSEF SCHENKER MD PC DBA CENTERS URGENT		4	1	20%	5
FLORIDA DEPARTMENT OF HEALTH - INVERNESS		3	2	40%	5
BAPTIST HEALTH - TOWN CENTER			5	100%	5
FLORIDA HOSPITAL LAKE MARY		5			5
MEDEXPRESS URGENT CARE - RICHMOND, NINE MILE RD		5			5
MEDEXPRESS URGENT CARE-DUBOIS		5			5
MANATEE COUNTY JAIL		4	1	20%	5
MINUTECLINIC DIAGNOSTIC OF NEW JERSEY,		5			5
MEDEXPRESS URGENT CARE - WILLIAMSPORT		4	1	20%	5
THE UNIVERSITY OF VERMONT MEDICAL CENTER		4	1	20%	5
BROWARD COUNTY HEALTH DEPT.			5	100%	5
CVS MINUTE CLINIC DIAGNOSTIC OF NEW JERSEY		5			5
EGL GENETICS DIAGNOSTICS			5	100%	5
MINUTECLINIC DIAGNOSTIC OF PA, LLC (1036)		4	1	20%	5
BROOKDALE CLERMONT			5	100%	5
LORI MCAULIFFE MD PA			5	100%	5
MOUNT SINAI BROOKLYN LABORATORY		4	1	20%	5
PEDIATRICS OF ALTAMONTE		5			5
MEDEXPRESS URGENT CARE - BEECH GROVE		5			5
CENTREX CLINICAL LABS INC		5			5
LANE PEDIATRICS PA			5	100%	5
CROSSROADS URGENT CARE, PLLC		5			5
ORCHID COVE		2	3	60%	5
COMMUNITY HEALTH OF SOUTH FLORIDA			5	100%	5
ELLIS HOSPITAL LABORATORY		5			5
ATLANTIC COMMUNITY HIGH SCHOOL		4	1	20%	5
REHABILITATION CENTER AT JUPITER GARDENS		5			5
VITALANT			5	100%	5
ST JOHNS BIOMEDICAL LAB		5			5
EXPRESS DOCS LLC			5	100%	5
LAKE NONA PEDIATRICS IN ASSOCIATION WITH NEMOURS		5			5
ST VINCENT'S ST CLAIR		2	3	60%	5
VALDOSTA FAMILY MEDICINE			5	100%	5
PR HEALTH			5	100%	5
FHMG_FM AND IM AVALON PARK		1	4	80%	5
Kennedy University Hospital		5			5

# COVID-19: testing by laboratory

Data through Jan 2, 2021 verified as of Jan 3, 2021 at 09:25 AM

Data in this report are provisional and subject to change.

The numbers in the table below represent the number of Florida and non-Florida residents for whom test results were received by the Department of Health. A person can be tested by more than one laboratory and can have both positive and negative results. **Therefore, the sum of the numbers in each column will be larger than the total number of people tested.**

Reporting lab	Inconclusive	Negative	Positive	Percent positive	Total
MAXHEALTH		4	1	20%	5
LONG ISLAND JEWISH FOREST HILLS HOSPITAL		5			5
MANATEE PEDIATRICS			5	100%	5
MEDEXPRESS URGENT CARE - SWANSEA, N ILLINOIS ST		4	1	20%	5
JOE DIMAGGIO CHILDREN'S HOSPITAL		1	4	80%	5
EASYCARE WALK-IN CLINIC			5	100%	5
MEDICAL CENTER OF BLOUNTSTOWN			5	100%	5
BENSONHURST URGENT CARE		5			5
UCF STUDENT HEALTH SERVICES LABORATORY		2	3	60%	5
STEWART MELBOURNE HOSPITAL			5	100%	5
ADVENTHEALTH MEDICAL GROUP PEDIATRICS AT		2	3	60%	5
INDIANA STATE DEPARTMENT OF HEALTH		1	4	80%	5
MINUTE CLINIC		1	4	80%	5
DALLAS COUNTY HEALTH AND HUMAN SERVICES			5	100%	5
CARLOS PORTU MD, PLLC			5	100%	5
UNIVERSITY OF MIAMI MILLER SCHOOL OF MEDICINE			5	100%	5
NOVANT HEALTH UVA		2	3	60%	5
PRIMECARE AT PORT ORANGE			5	100%	5
ASCENSION ST VINCENT'S CLAY COUNTY			5	100%	5
XRL SXF REF LAB		5			5
AEL KNOXVILLE			5	100%	5
MINUTECLINIC DIAGNOSTIC OF PENNSYLVANIA, LLD #1545		5			5
Army Residence Community		5			5
FINLAY		1	4	80%	5
RUSH UNIVERSITY MEDICAL CENTER LABORATORY			5	100%	5
STATMED OCALA			5	100%	5
Grand Villa of Deerfield Beach		3	2	40%	5
CLEVELAND CLINIC MARTIN HEALTH NURSING & RESTORATIVE		5			5
WELLIGENT			5	100%	5
ST JOSEPH WOMENS HOSPITAL			5	100%	5
BEACH HOUSE		5			5
CYPRESS CREEK MEDICAL CENTER			5	100%	5
CHAMPLAIN VALLEY PHYSICIANS HOSPITAL		3	2	40%	5
ELTINGVILLE CIRCLE URGENT CARE		5			5
UPMC HEALTH SYSTEM		4	1	20%	5
NATIONAL MENTOR HEALTHCARE LLC			4	100%	4
LEMOYNE COLLEGE WELLNESS CENTER FOR		4			4
FLORIDA HOSPITAL PHYSICIAN GROUP		1	3	75%	4
SHARP MEMORIAL HOSPITAL MICROBIOLOGY DEPT			4	100%	4
MINUTECLINIC DIAGNOSTIC OF GEORGIA, LL		4			4
COLLIER HMA PHYSICIAN MANAGEMENT, LLC			4	100%	4
WESLEY CHAPEL INTERNAL MEDICINE AND PEDIATRICS			4	100%	4
SOUTHERN LABORATORY SERVICES OF NWF		4			4
JOHN T MATHER MEMORIAL HOSPITAL LABORATORY		4			4
COVENIENT CARE MEDICAL CLINIC			4	100%	4
MEMORIAL HEALTH CARE SYSTEMS			4	100%	4
KETTERING HEALTH			4	100%	4

# COVID-19: testing by laboratory

Data through Jan 2, 2021 verified as of Jan 3, 2021 at 09:25 AM

Data in this report are provisional and subject to change.

The numbers in the table below represent the number of Florida and non-Florida residents for whom test results were received by the Department of Health. A person can be tested by more than one laboratory and can have both positive and negative results. **Therefore, the sum of the numbers in each column will be larger than the total number of people tested.**

Reporting lab	Inconclusive	Negative	Positive	Percent positive	Total
LABS PLUS LLC		4			4
CVS MINUTE CLINIC DIAGNOSTIC PA		3	1	25%	4
WATSON THERAPEUTICS		1	3	75%	4
MEDEXPRESS URGENT CARE - CULPEPER		4			4
RAINBOW PEDIATRIC CENTER PA		3	1	25%	4
MEDEXPRESS URGENT CARE - LOGAN		4			4
APEX HOME HEALTH CARE		4			4
DEPARTMENT OF HEALTH AND HUMAN SERVICES STATE OF NEW HAMPSHIRE			4	100%	4
ADVENT HEALTH - TUSKAWILLA		4			4
URGENT TEAM - HUNTSVILLE		3	1	25%	4
URGENT CARE OF ERWIN		4			4
ELITE MEDICAL CENTER			4	100%	4
SANFORD SOUTH UNIVERSITY		4			4
TARPON SPRINGS PEDIATRICS, LLC			4	100%	4
NORTHDAL REHABILITATION CENTER			4	100%	4
UHEALTH UNIVERSITY OF MIAMI			4	100%	4
MINUTECLINIC DIAGNOSTICS OF IND, LLC		4			4
MIRIMUS INC		1	3	75%	4
DYNACARE LABORATORIES			4	100%	4
UNILAB OF DADE INC			4	100%	4
FIFTH AVENUE PEDIATRICS		3	1	25%	4
FLORIDA MENTOR		4			4
LEON MEDICAL CENTERS, LLC			4	100%	4
FCHC (OB)-DARWIN SQUARE CTR.			4	100%	4
SUNSHINE PEDIATRICS OF CENTRAL FLORIDA PL		2	2	50%	4
JUPITER MEDICAL CENTER URGENT CENTER			4	100%	4
MIGUEL E TREVINO MD PA		2	2	50%	4
MINUTECLINIC DIAGNOSTIC OF TN PC #6415		4			4
MINUTECLINIC, LLC #1586		3	1	25%	4
COMPUNET CLINICAL LAB			4	100%	4
MEDEXPRESS URGENT CARE - BATTLE CREEK		2	2	50%	4
RIO PINAR HEALTH CARE			4	100%	4
West Gate Village, LLC		4			4
IMIC INC RESEARCH			4	100%	4
OMNICARE PHARMACY OF TEXAS 1		4			4
LAKE HOWARD HEIGHTS	1	3			4
CAREWELL 202			4	100%	4
WELL-BEING MEDICAL CENTER PLLC		4			4
DIAGNOSTECHS		4			4
BIRMINGHAM VAMC		1	3	75%	4
FLORIDA MEDICAL CL ODOM TPA		1	3	75%	4
UW MEDICINE VIROLOGY LAB			4	100%	4
MEDEXPRESS URGENT CARE - MBURG COMMONS		4			4
MAILBOX DIAGNOSTICS		2	2	50%	4
CRESTVIEW IMMEDIATE CARE LL			4	100%	4
SOUTHEASTERN REGIONAL MEDICAL CENTER			4	100%	4
SIGNATURE CARE MONTROSE		2	2	50%	4

# COVID-19: testing by laboratory

Data through Jan 2, 2021 verified as of Jan 3, 2021 at 09:25 AM

Data in this report are provisional and subject to change.

The numbers in the table below represent the number of Florida and non-Florida residents for whom test results were received by the Department of Health. A person can be tested by more than one laboratory and can have both positive and negative results. **Therefore, the sum of the numbers in each column will be larger than the total number of people tested.**

Reporting lab	Inconclusive	Negative	Positive	Percent positive	Total
MINUTE CLINIC DIAGNOSTIC OF MICHIGAN PC		4			4
NEWPATH DIAGNOSTICS		4			4
CAREHERE LCS- EUSTIS			4	100%	4
OKLAHOMA STATE DEPARTMENT OF HEALTH-PUBLIC HEALTH LABORATORY			4	100%	4
MARSHALL MEDICAL CENTER SOUTH LAB		3	1	25%	4
Sunrise Health and Rehabilitation Center			4	100%	4
MEDEXPRESS URGENT CARE - MT LEBANON		3	1	25%	4
MEDEXPRESS URGENT CARE PLEASANT HILLS		3	1	25%	4
MEDICANA NURSING AND REHAB CENTER			4	100%	4
MINUTE CLINIC DIAGNOSTIC OF TEXAS, LLC		4			4
CLINICAL LABORATORIES OF THE BUFFALO		3	1	25%	4
BARTON MEMORIAL HOSPITAL		3	1	25%	4
FISHERMEN'S HOSPITAL			4	100%	4
AHEC CLINIC		1	3	75%	4
FLORIDA CANCER SPECIALISTS AND RESEARCH		2	2	50%	4
COMPREHENSIVE CLINICAL RESEARCH, LLC			4	100%	4
LIFESTREAM BEHAVIORIAL CENTER		4			4
BOROPARK URGENT CARE		3	1	25%	4
Signature Healthcare of Ormond		4			4
INTERNAL MEDICINE LIPID AND WELNNESS PRACTICE			4	100%	4
COLUMBIA MEMORIAL HOSPITAL LABORATORY		4			4
ACCENTCARE		4			4
CARENOW URGENT CARE-HERMITAGE			4	100%	4
ENCOMPASS HOME HEALTH		4			4
PENSACOLA PEDIATRICS MILTON			4	100%	4
MEDEXPRESS URGENT CARE - STATE COLLEGE		3	1	25%	4
ACCENT PHYSICIAN SPECIALISTS PA		4			4
GARDENS HEALTH NH LLC		4			4
A AND R RESEARCH GROUP LLC		2	2	50%	4
MINUTECLINIC, LLC #03965		4			4
MIZELL MEMORIAL HOSPITAL			4	100%	4
IGENEX INC		4			4
CARENOW URGENT CARE - WINTER SPRINGS		3	1	25%	4
Park Ridge Nursing Center		3	1	25%	4
ELITE MD GROUP INC		1	3	75%	4
PALM HARBOR DERMATOLOGY		4			4
SIGNATURE CARE EMERGENCY CENTER		2	2	50%	4
BENEVA LAKES HEALTHCARE & REHAB CENTER			4	100%	4
NORTHEAST ALABAMA REGIONAL MEDICAL CENTER		2	2	50%	4
VITAL CARE URGENT CARE			4	100%	4
PUTNAM HOSPITAL CENTER LABORATORY		4			4
EXPRESS TESTING-ONE			4	100%	4
Heartland of Boynton Beach			4	100%	4
PRIMARY CARE WALK IN CLINIC PLLC			4	100%	4
YAZJI PEDIATRIC CARE LLC DBA TUKA PEDIATRICS			4	100%	4
ABBAY MANOR RETIREMENT RESIDENCE INC		4			4
PARTNERS PHARMACY OF FLORIDA LLC		4			4



# COVID-19: testing by laboratory

Data through Jan 2, 2021 verified as of Jan 3, 2021 at 09:25 AM

Data in this report are provisional and subject to change.

The numbers in the table below represent the number of Florida and non-Florida residents for whom test results were received by the Department of Health. A person can be tested by more than one laboratory and can have both positive and negative results. **Therefore, the sum of the numbers in each column will be larger than the total number of people tested.**

Reporting lab	Inconclusive	Negative	Positive	Percent positive	Total
PEACEHEALTH LABORATORIES		3	1	25%	4
CAPTAIN JAMES A. LOVELL FEDERAL HEALTHCARE CENTER			4	100%	4
CENTERPLACE HEALTH, INC			4	100%	4
PALM BEACH COUNTY HEALTH DEPARTMENT LABORATORY			4	100%	4
KANSAS DEPARTMENT OF HEALTH		2	2	50%	4
HELIX KH UC			4	100%	4
MINUTE CLINIC DIAGNOSTIC OF NORTH CAROLINA		4			4
DR. PHILLIPS MEDICAL WELLNESS CENTER		2	2	50%	4
UNIVERSITY OF WASHINGTON MEDICAL CENTER (UWMC) EMERGENCY DEPT.			4	100%	4
MEDEXPRESS URGENT CARE - FORT WORTH S		3	1	25%	4
MINUTECLINIC DIAGNOSTIC OF TEXAS		4			4
NURSING PLUS OF BROWARD LLC		1	3	75%	4
JUPITER ISLAND MEDICAL CLINIC INC		4			4
HAWTHORNE INN OF LAKELAND		4			4
MEDICINE SHOPPE #1306 THE		3	1	25%	4
UNION CITY MANOR NURSING CENTER		4			4
INTERMARKET FACILITY			4	100%	4
MINUTECLINIC DIAGNOSTIC OF VIRGINIA, LLC #1656		4			4
MIAMI COMMUNITY HEALTH CENTER INC		1	3	75%	4
MEDEXPRESS URGENT CARE - MARKHAM STREE		3	1	25%	4
BIOTEST PLASMA CENTER		4			4
PENNSYLVANIA DEPARTMENT OF HEALTH BUREAU OF LABORATORIES			4	100%	4
L3HARRIS FAMILY MEDICAL CENTER			4	100%	4
DOTHAN PEDIATRIC CLINIC			4	100%	4
SUMMERFIELD EMERGENCY ROOM		2	2	50%	4
INFECTION CONTROL/ EMPHEALTH		3	1	25%	4
OCHSNER MEDICAL CENTER			4	100%	4
PANIRA HEALTHCARE CLINIC			4	100%	4
PRL NYC PANDEMIC RESPONSE LAB			4	100%	4
PALM BEACH CANCER INSTITUTE			4	100%	4
TENDER CARE ALF		4			4
ADVENTHEALTH CAR CENTER APOPKA			4	100%	4
HEALTH AND WELLNESS CENTER			4	100%	4
ATMORE NURSING CENTER		3	1	25%	4
RELIANT ACUTE CARE			4	100%	4
CELAL GUROL ERBAY, MD			4	100%	4
WYOMING PUBLIC HEALTH LAB			4	100%	4
VIGILINT HEALTHCARE		2	2	50%	4
MINUTECLINIC DIAGNOSTIC OF TN, PC 4992		4			4
FLAGLER HEALTH SERVICES INC			4	100%	4
CARENOW URGENT CARE-WEST END		4			4
ARKANSAS DEPARTMENT OF HEALTH			4	100%	4
FLORIDA HOSPITAL ALTAMONTE		2	2	50%	4
CAPE COD HOSPITAL			4	100%	4
SOUTH FLORIDA FAMILY HEALTH & RESEARCH CTR			4	100%	4
MC DIAGNOSTIC OF CONNECTICUT , PC # 3		2	2	50%	4
OPTUM PRIMARY CARE - FOUNTAIN OAKS			4	100%	4

# COVID-19: testing by laboratory

Data through Jan 2, 2021 verified as of Jan 3, 2021 at 09:25 AM

Data in this report are provisional and subject to change.

The numbers in the table below represent the number of Florida and non-Florida residents for whom test results were received by the Department of Health. A person can be tested by more than one laboratory and can have both positive and negative results. **Therefore, the sum of the numbers in each column will be larger than the total number of people tested.**

Reporting lab	Inconclusive	Negative	Positive	Percent positive	Total
GRAND VILLA OF ENGLEWOOD		1	3	75%	4
MEDEXPRESS URGENT CARE - SOUTH PARKERSBURG		4			4
Calusa Harbour			4	100%	4
MINUTECLINIC DIAGNOSTIC OF TN PC #320		4			4
MC DIAGNOSTIC OF CONNECTICUT, PC #775		3	1	25%	4
MEDEXPRESS URGENT CARE - PRINCETON		4			4
FLORIDA HEALTHCARE OF ORLANDO			4	100%	4
ABSOLUTE HEALTH		4			4
BELLIN HEALTH LAB		1	3	75%	4
MINUTE CLINIC DIAGNOSTIC OF PENNSYLVANIA		4			4
MEDEXPRESS URGENT CARE - BLUEFIELD		3	1	25%	4
MD NOW MEDICAL CENTER INC			4	100%	4
Walker BaptistMedCtr		3	1	25%	4
MEDEXPRESS URGENT CARE - FREDERICK		4			4
MEDEXPRESS URGENT CARE - WEIRTON		4			4
CONSULATE HEATH CARE AT WEST ALTAMONTE			4	100%	4
VRL LABORATORIES			4	100%	4
CAREHERE LAKE SCHOOLS EMPLOYEE HEALTH CENTER			4	100%	4
GENUS DIAGNOSTICS			4	100%	4
SIMEDHEALTH LLC		2	2	50%	4
CHILDREN'S MEDICAL GROUP		4			4
MEDEXPRESS URGENT CARE - STAUNTON		2	2	50%	4
ADVENTHEALTH NEW SMYRNA BEACH COMMUNITY HEALTH			4	100%	4
DYNAMIC HEALTH CENTERS INC		2	2	50%	4
MD ANDERSON			4	100%	4
ORLANDO FAMILY MEDICAL INC		4			4
SONIC REFERENCE LABORATORY			4	100%	4
TRIDENT BIOMETRICS		3	1	25%	4
PREMIER URGENT CARE CENTER LLC			4	100%	4
PM PEDIATRICS OF SELDEN		3	1	25%	4
SUPERIOR RESIDENCES AT CALA HILLS		4			4
SOUTHWESTERN REGIONAL MEDICAL CENTER - TULSA		4			4
OPTIMAL CARE PEDIATRICS			4	100%	4
DTR LABS		3	1	25%	4
MARSHFIELD LABORATORIES			4	100%	4
MINUTE-CLINIC DIAGNOSTIC OF VIRGINIA, LLC #794		4			4
FLORENCE - HUNTSVILLE HOSPITAL URGENT CARE		3	1	25%	4
MEDEXPRESS URGENT CARE - MOUNTAIN HOME		3	1	25%	4
GNT ASSOCIATES		3	1	25%	4
PHYSICIANS IMMEDIATE CARE AURORA			4	100%	4
NEULIFE NEUROLOGICAL SERVICES LLC			4	100%	4
PANCARE HEALTH YOUNGSTOWN			4	100%	4
BARBARA O'REILLY MD PA		4			4
ADVENT HEALTH MEDICAL GROUP- FAMILY MEDICINE AT DR. PHILIPS		1	3	75%	4
SunTerrace Health Care Center		3	1	25%	4
CARE ONE PRIMARY CARE			4	100%	4
MEDEXPRESS URGENT CARE HUNTINGTON		4			4

# COVID-19: testing by laboratory

Data through Jan 2, 2021 verified as of Jan 3, 2021 at 09:25 AM

Data in this report are provisional and subject to change.

The numbers in the table below represent the number of Florida and non-Florida residents for whom test results were received by the Department of Health. A person can be tested by more than one laboratory and can have both positive and negative results. **Therefore, the sum of the numbers in each column will be larger than the total number of people tested.**

Reporting lab	Inconclusive	Negative	Positive	Percent positive	Total
MEDEXPRESS URGENT CARE, FAIRMONT		4			4
CARENOW URGENT CARE-GREEN HILLS		4			4
MEDEXPRESS URGENT CARE - BECKLEY CROSS		3	1	25%	4
ASSOCIATES MD CYPRESS CREEK			4	100%	4
AHC Decatur County		4			4
ALVARO J DANGOND MD PA		4			4
GREENVILLE MEMORIAL HOSPITAL LAB			4	100%	4
OPTIONS FOR SENIORS INC DBA PALM KREST MANOR		3	1	25%	4
MEDEXPRESS URGENT CARE - TARENTUM		4			4
THE DOCTORS CENTER HEALTHCARE-SOUTHSIDE		1	3	75%	4
CVS MINUTE CLINIC DIAGNOSTIC MED GRP OF SAN		2	2	50%	4
PRIMECARE		2	2	50%	4
HAMPTON ALF AT 24TH ROAD LLC			4	100%	4
FLORIDA HEALTH CARE PLANS STIRLING CENTER			4	100%	4
MINUTECLINIC DIAGNOSTIC OF VIRGINIA		4			4
BIG BEND HOSPICE INC		4			4
CDRX INFUSION			4	100%	4
GENEVA GENERAL HOSPITAL LABORATORY		3	1	25%	4
CENTERPLACE HEALTH			4	100%	4
SHEEPSHEAD BAY URGENT CARE		4			4
MARION AND BERNARD L SAMSON NURSING CENTER			4	100%	4
KENDALL REGIONAL MEDICAL CNTR			4	100%	4
OKLAHOMA STATE UNIVERSITY DIAGNOSTIC LAB			4	100%	4
CONCENTRA URGENT CARE		1	3	75%	4
BOCA SIMON LAB		1	3	75%	4
REHABILITATION CENTER OF WINTER PARK,THE			4	100%	4
HEALTHY MINORS PEDIATRIC URGENT CARE		4			4
MINUTECLINIC DIAGNOSTIC OF SC, LLC #2		4			4
CITYMD		1	3	75%	4
CRESTAR LABS		2	2	50%	4
CELERION			4	100%	4
CAPITAL HEALTH LABORATORY INC			4	100%	4
MEDEXPRESS URGENT CARE, JOHNSTOWN		3	1	25%	4
ADVENTIST HEALTH SYSTEM FLORIDA DEPT OF HEALTH		3	1	25%	4
UTAH DEPARTMENT OF HEALTH			4	100%	4
MINUTECLINIC DIAGNOSTIC OF TN PC #386		4			4
FLORIDA HEART AND VASCULAR			4	100%	4
MIAMI CANCER INSTITUTE			4	100%	4
EAST BANK HOSPITAL - UNIVERSITY OF MINNESOTA MEDICAL CENTER			4	100%	4
Grand Villa of Clearwater		4			4
LAKE FOREST PARK OP CO LLC		4			4
LA MER NH LLC□			4	100%	4
Millennium Nursing & Rehab Center		4			4
BAYLOR ESOTERIC AND MOLECULAR LAB			4	100%	4
ACE BIOMEDICAL LABS LLC			4	100%	4
ADVENT HEALTH CENTRA CARE - ORANGE LAKE		1	3	75%	4
MEDEXPRESS URGENT CARE - CLARKSBURG		4			4

# COVID-19: testing by laboratory

Data through Jan 2, 2021 verified as of Jan 3, 2021 at 09:25 AM

Data in this report are provisional and subject to change.

The numbers in the table below represent the number of Florida and non-Florida residents for whom test results were received by the Department of Health. A person can be tested by more than one laboratory and can have both positive and negative results. **Therefore, the sum of the numbers in each column will be larger than the total number of people tested.**

Reporting lab	Inconclusive	Negative	Positive	Percent positive	Total
Bardmoor Oaks Healthcare and Rehabilitation Center		3	1	25%	4
AMERICAN HOUSE FORT MYERS		4			4
MEDEXPRESS URGENT CARE - GLENDALE		4			4
Health Care Center of Jacksonville			4	100%	4
FHCP - ORMOND BEACH			4	100%	4
CARENOW URGENT CARE-DONELSON		3	1	25%	4
Nemours Children's Urgent Care			4	100%	4
REDMED OF CROSSTOWN		1	3	75%	4
Westminster Manor		3	1	25%	4
THONOTOSASSA COMMUNITY HEALTH CENTER		1	3	75%	4
TULLAHOMA HMA, LLC		3	1	25%	4
ADVENT HEALTH - WESTCHASE ER			3	100%	3
WYOMING DEPT OF HEALTH			3	100%	3
NORTHSIDE HOSPITAL		2	1	33%	3
NORTHSIDE HOSPITAL ATLANTA		3			3
LIFE CARE HOME HEALTH SERVICES LLC			3	100%	3
BAY COUNTY HEALTH DEPARTMENT		3			3
GLADES COUNTY DETENTION CENTER			3	100%	3
MINUTE CLINIC, LLC #1434		3			3
UNIVERSITY OF MICHIGAN		2	1	33%	3
Centrastate Medical Center		2	1	33%	3
Nashville Central Laboratory		3			3
LOYOLA UNIVERSITY MEDICAL CENTER LABORATORY			3	100%	3
QUEST DIAGNOSTICS PSC			3	100%	3
RAPID CITY RUGENT CARE			3	100%	3
ORLANDO CLINICAL RESEARCH CENTER		3			3
MEDEXPRESS URGENT CARE MORGANTOWN		3			3
MEDICAL CENTER ENTERPRISE			3	100%	3
PEDIATRICS AND ADOLESCENT MEDICINE		2	1	33%	3
NAVAL MEDICAL CENTER SAN DIEGO			3	100%	3
CUMBERLAND MEDICAL CENTER INC		3			3
SOFTLAB			3	100%	3
MEDEXPRESS URGENT CARE-PASADENA		3			3
NEMOURS CHILDRENS PRIMARY CARE MAITLAND			3	100%	3
LOVING CARE OF THE TREASURE COAST LLC	1	2			3
MEDEXPRESS - COLLINSVILLE BELT LINE		3			3
MEDEXPRESS URGENT CARE - IRVING		3			3
MINUTECLINIC DIAGNOSTIC OF RHODE ISLAND		2	1	33%	3
TMH PHYSICIAN PARTNERS SOUTHWOOD			3	100%	3
MIAMI MEDICAL CONSULTANT PA			3	100%	3
HARBOUR'S EDGE		2	1	33%	3
Lakeview Village		3			3
CARENOW URGENT CARE - CENTRAL AUSTIN			3	100%	3
TAMPA		1	2	67%	3
WALGREENS 2941		3			3
ST CLOUD MEDICAL GROUP		3			3
CONSOLIDATED LABORATORY SERVICES			3	100%	3

# COVID-19: testing by laboratory

Data through Jan 2, 2021 verified as of Jan 3, 2021 at 09:25 AM

Data in this report are provisional and subject to change.

The numbers in the table below represent the number of Florida and non-Florida residents for whom test results were received by the Department of Health. A person can be tested by more than one laboratory and can have both positive and negative results. **Therefore, the sum of the numbers in each column will be larger than the total number of people tested.**

Reporting lab	Inconclusive	Negative	Positive	Percent positive	Total
NYC PUBLIC HEALTH LABS			3	100%	3
URGENT DOC - URGENT CARE CLINIC			3	100%	3
MEDEXPRESS URGENT CARE - WICHITA, S SENECA ST		1	2	67%	3
SENTARA NORFOLK GENERAL HOSPITAL CENTRAL LAB			3	100%	3
MEDEXPRESS URGENT CARE - TULSA, S YALE AVE		3			3
LEESBURG COMMUNITY HEALTH CENTERS			3	100%	3
VIRTUA MEMORIAL HOSPITAL BURLINGTON COUNTY		1	2	67%	3
FRUITVILLE URGENT CARE			3	100%	3
AMERICAN HEALTH ASSOCIATES INC			3	100%	3
ACCESS HEALTH CARE		2	1	33%	3
OPENTRONS PRL		2	1	33%	3
MEDEXPRESS - NEW CASTLE, DUPONT HWY		3			3
DISCOVERY VILLAGE AT STUART		1	2	67%	3
GONZALEZ MD AND ASWAD MD HEALTH SERVICES			3	100%	3
Broadview Multi-Care Center		3			3
GENOME LLC	1		2	67%	3
DACH MAIN LAB			3	100%	3
MOBIL LAB FOR ALL INC		3			3
ALAN SERURE MD		3			3
ADVENT HEALTH MEDICAL GROUP FAMILY MEDICINE			3	100%	3
PREMIER CLINICAL RESEARCH INSTITUTE INC			3	100%	3
Magnolia Health and Rehab Center			3	100%	3
SHERMAN-ABRAMS LABORATORY INC		3			3
ALABAMA DEPARTMENT OF PUBLIC HEALTH		1	2	67%	3
NORTH NAPLES HOSPITAL RESPIRATORY THERAPY DEPARTMENT			3	100%	3
ALOHA HOME CARE LLC DBA ACCENTCARE HOME HEALTH OF		3			3
MINUTECLINIC, LLC, MINUTECLINIC #7637		3			3
FLORIDA LABORATORY ANALYSIS, LLC			3	100%	3
COVENANT PEDIATRICS		1	2	67%	3
NEMOURS CHILDRENS PRIMARY CARE HORIZON WEST			3	100%	3
MINUTECLINIC DIAGNOSTIC MED GRP OF SAN		3			3
YORK HOSPITAL - LABORATORY			3	100%	3
MINUTECLINIC LLC (1435)		3			3
NC STATE LABORATORY OF PUBLIC HEALTH		3			3
ADVENT HEALTH - CENTRAL PASCO ER			3	100%	3
NORTH SHORE HOSP. INFECTION CONTROL			3	100%	3
PARRISH MEDICAL CENTER-WAIVED TESTING		3			3
ANN STORCK CENTER INC		3			3
FLORIDA GASTROENTEROLOGY ASSOCIATES PA		3			3
MINUTECLINIC DIAG OF IND LLC #8651		3			3
CALIFORNIA DEPARTMENT OF PUBLIC HEALTH			3	100%	3
SSM HEALTH ST LOUIS MICROBIOLOGY LABORATORY		1	2	67%	3
MEDEXPRESS URGENT CARE- FORT WORTH N T		3			3
ERIE COUNTY PUBLIC HEALTH CLINICAL		3			3
WINDER NURSING INC DBA WINDER HEALTH CARE		3			3
CORTLAND COUNTY HEALTH DEPARTMENT		3			3
ESTATES MEDICAL CENTER INC			3	100%	3



# COVID-19: testing by laboratory

Data through Jan 2, 2021 verified as of Jan 3, 2021 at 09:25 AM

Data in this report are provisional and subject to change.

The numbers in the table below represent the number of Florida and non-Florida residents for whom test results were received by the Department of Health. A person can be tested by more than one laboratory and can have both positive and negative results. **Therefore, the sum of the numbers in each column will be larger than the total number of people tested.**

Reporting lab	Inconclusive	Negative	Positive	Percent positive	Total
State Lab Unspecifd			3	100%	3
CARESOUTH HHA HOLDINGS OF TALLAHASSEE LLC		3			3
VITAS HEALTHCARE			3	100%	3
SCHIFF CENTER FOR LIVER DISEASES		1	2	67%	3
PALM BEACH CDH - DELRAY BEACH			3	100%	3
BAPTIST PRIMARY CARE, INC.		2	1	33%	3
NOVANT HEALTH PRESBYTERIAN		2	1	33%	3
ORLANDO REGIONAL HEALTH SERVICES		1	2	67%	3
SIGNATURE CARE PFLUGERVILLE			3	100%	3
MOULTRIE CREEK NURSING AND REHAB			3	100%	3
SPRING LAKE REHABILITATION CENTER			3	100%	3
GENEXPERT			3	100%	3
PHYSICIANS IMMEDIATE CARE ELGIN			3	100%	3
Enterprise Health and Rehabilitation Center		3			3
MAIN STREET MEDICAL CENTER OF CRESTVIEW PA		1	2	67%	3
Life Care Center of Citrus County		2	1	33%	3
THE LODGE AND REHABILITATION CENTER		3			3
NORTH DAKOTA DEPT OF HEALTH MICROBIOLOGY		1	2	67%	3
MINUTECLINIC DIAG OF IND LLC #6840		3			3
CTRS			3	100%	3
MEDICAL CENTER OF THE ROCKIES			3	100%	3
OPTUMCARE SOUTH FLORIDA, LLC		1	2	67%	3
QUATRACOR PLLC		3			3
CGH MEDICAL CENTER			3	100%	3
THE CLINIC OF PEDIATRICS & GI MEDICINE, INC			3	100%	3
AUSTIN PUBLIC HEALTH			3	100%	3
COLLIER BLVD HMA PHYSICIAN MANAGEMENT,, LLC			3	100%	3
QUINTON MEMORIAL HEALTH CARE CENTER		3			3
FLORIDA MEDICAL ASSOCIATES LLC			3	100%	3
PUTNAM COUNTY EMERGENCY RESCUE SERVICE		3			3
MEDEXPRESS URGENT CARE - SUMMERSVILLE, WEBSTER RD		3			3
MEDIC INFUSION PA		3			3
BROOKDALE ORANGE PARK		3			3
LAHEY CLINIC MEDICAL CENTER			3	100%	3
WATSON THERAPEUTICS INC			3	100%	3
MINUTECLINIC DIAGNOSTIC OF MAINE, LLC		2	1	33%	3
MARYLAND STATE DEPT OF HEALTH	2		1	33%	3
CONCORD LIFE SCIENCES LLC		1	2	67%	3
TUFTS MEDICAL CENTER			3	100%	3
MINUTE CLINIC LLC #2775		3			3
ORCHID COVE DAYTONA			3	100%	3
Bainbridge Health and Rehab		3			3
VA OUTPATIENT CLINIC-NEW PORT RICHEY			3	100%	3
ADVANCED PEDIATRICS OF BOCA LLC			3	100%	3
KEY TRAINING CENTER			3	100%	3
WILLIAM A HINTON STATE LABORATORY INSTITUTE		1	2	67%	3
HELIX LW UC		1	2	67%	3

# COVID-19: testing by laboratory

Data through Jan 2, 2021 verified as of Jan 3, 2021 at 09:25 AM

Data in this report are provisional and subject to change.

The numbers in the table below represent the number of Florida and non-Florida residents for whom test results were received by the Department of Health. A person can be tested by more than one laboratory and can have both positive and negative results. **Therefore, the sum of the numbers in each column will be larger than the total number of people tested.**

Reporting lab	Inconclusive	Negative	Positive	Percent positive	Total
ACCESS HOME HEALTH OF FLORIDA LLC		3			3
PALMS WEST HOSPITAL			3	100%	3
ADRIANA M CASTRO MD PA		3			3
MINUTECLINIC DIAGNOSTIC OF NORTH CAROLINA PC #7054		3			3
WELLINGTON REGIONAL MEDICAL CENTER			3	100%	3
ST BARNABAS HOSPITAL		3			3
CARESPOT-WELLINGTON			3	100%	3
MINUTECLINIC DIAGNOSTIC OF OKLAHOMA		2	1	33%	3
Gulfport Rehabilitation Center			3	100%	3
CIGNA PBSO WEST PALM			3	100%	3
MC DIAGNOSTIC OF CONNECTICUT, PC #1966		3			3
LOUISIANA DEPT. OF HEALTH AND HOSPITALS-INFECTIOUS DISEASE EPI SECTION			3	100%	3
REELFOOT FAMILY WALK IN CLINIC		2	1	33%	3
MEDEXPRESS URGENT CARE-SCOTT TOWNSHIP		3			3
US SPECIALTY LABS			3	100%	3
MD NOW URGENT CARE - DELRAY WEST			3	100%	3
CVS MINUTE CLINIC DIAGNOSTIC OF VIRGINIA		3			3
NORTH BROWARD HOSPITAL DISTRICT HEALTHCARE FOR THE HOMELESS			3	100%	3
ESTERO FIRE RESCUE		3			3
ASPEN VALLEY HOSPITAL			3	100%	3
INNOVATIVE COVID-DIVERSEY			3	100%	3
FLORIDA DEPARTMENT OF HEALTH IN MIAMI DADE COUNTY		2	1	33%	3
REGIONAL MEDICAL LAB			3	100%	3
MINUTECLINIC, DIAGNOSTIC OF TEXAS, LL		3			3
MEDICAL UNIVERSITY SC HOSPITAL			3	100%	3
THOMAS LANGLEY			3	100%	3
PATIENT FIRST - ALLENTOWN			3	100%	3
BOLING, STEPHANIE		3			3
TERRACINA LLC			3	100%	3
VILLAGES HEALTH, THE		3			3
CARE ATC - CITY OF BOYNTON BEACH			3	100%	3
MONTANA PUBLIC HEALTH LAB			3	100%	3
ELITE PRIMARY CARE OF WAYCROSS			3	100%	3
MEDICAL SERVICES OF AMERICA HOME HEALTH		3			3
SCIENTIFIC LABORATORY DIVISION			3	100%	3
MUNSON MEDICAL CENTER			3	100%	3
HELIX MEDICAL CENTERS		1	2	67%	3
PEDIATRICS BY THE SEA JOG RD OFFICE			3	100%	3
MICHIGAN HEALTH CLINIC LABORATORIES		2	1	33%	3
VIRGINIA DIVISION OF CONSOLIDATED LABORATORIES			3	100%	3
MEDEXPRESS URGENT CARE - NORTH LITTLE		2	1	33%	3
PENSACOLA PEDIATRICS PA - TIGER POINT			3	100%	3
ERIC C MRSHAL, MD, PC #1842		3			3
BETTERMED URGENT CARE			3	100%	3
MERCY URGENT CARE			3	100%	3
ALLIANCE LABS @LRMC			3	100%	3
GREATER MOBILE URGENT CARE - SPRINGHILL			3	100%	3

# COVID-19: testing by laboratory

Data through Jan 2, 2021 verified as of Jan 3, 2021 at 09:25 AM

Data in this report are provisional and subject to change.

The numbers in the table below represent the number of Florida and non-Florida residents for whom test results were received by the Department of Health. A person can be tested by more than one laboratory and can have both positive and negative results. **Therefore, the sum of the numbers in each column will be larger than the total number of people tested.**

Reporting lab	Inconclusive	Negative	Positive	Percent positive	Total
MEDEXPRESS URGENT CARE MARTINSBURG		2	1	33%	3
PATHOLOGY REFERENCE LAB LLC			3	100%	3
SJH			3	100%	3
MONTEFIORE MEDICAL CENTER LABS MONTEFIORE		2	1	33%	3
NORTHERN LIGHT LABORATORY		1	2	67%	3
MC DIAGNOSTIC OF CONNECTICUT, PC # 257		2	1	33%	3
MEDEXPRESS URGENT CARE - RICHMOND, W BROAD ST		3			3
Hunterdon Medical Center Laboratory		3			3
GARCIA MORALES NELSON			3	100%	3
CAMELLIA AT DEERWOOD			3	100%	3
ALLIANCE FOR MULTISPECIALTY RESEARCH		3			3
DEACONESS HOSPITAL			3	100%	3
ENTRUST IMMEDIATE CARE			3	100%	3
SEMINOLE FAMILY HEALTH CENTER		3			3
PEDIATRICS URGENT CARE, LLC			3	100%	3
PPD - IXLAYER		3			3
KEYSTONE REHABILITATION AND HEALTH CENTER			3	100%	3
PANCARE HEALTH - ALTHA PUBLIC			3	100%	3
VAIL VALLEY MEDICAL CENTER			3	100%	3
MARION COUNTY FIRE RESCUE		3			3
ADVENTHEALTH MEDICAL GROUP PEDIATRIC & ADOLESCENT		3			3
AVANTE AT MT DORA		1	2	67%	3
PRORENATA LABS		1	2	67%	3
NORTH SHORE HEMATOLOGY-ONCOLOGY ASSOCIATES, PC		3			3
DOTHAN WEST FAMILY MEDICINE		2	1	33%	3
MEDFIRST URGENT CARE			3	100%	3
TERRACE OF ST CLOUD, THE		2	1	33%	3
EMORY BENNETT VETERANS NURSING HOME		3			3
REMISE OCCUPATIONAL HEALTH SOLUTIONS INC			3	100%	3
WHITE WILSON MEDICAL CENTER NEPHROLOGY			3	100%	3
FAMILY MEDICINE AT WINTER PARK			3	100%	3
Lab MSMC Hialeah			3	100%	3
LATCHER LABORATORY OF A O FOX MEMORIAL		2	1	33%	3
LEXINGTON MEDICAL CENTER		1	2	67%	3
CULLMAN REGIONAL URGENT CARE		2	1	33%	3
MACCLENNY NURSING AND REHAB			3	100%	3
CENTRAL DUPAGE HOSPITAL			3	100%	3
IOWA DEPARTMENT OF PUBLIC HEALTH			3	100%	3
TIFTON CARECONNECT URGENT CARE			3	100%	3
MINUTECLINIC DIAGNOSTIC OF MICHIGAN, P		3			3
MEDEXPRESS - NEWARK		3			3
MID FLORIDA CLINICAL LABORATORY		2	1	33%	3
CULLMAN REGIONAL MEDICAL CENTER		2	1	33%	3
INTEGRATED FAMILY MEDICAL CENTER			3	100%	3
ONSLOW MEMORIAL HOSPITAL LABORATORY		3			3
LEE CONVENIENT CARE AT SUMMERLIN			3	100%	3
COURTYARD GARDENS OF BOYNTON BEACH, LLC		1	2	67%	3

# COVID-19: testing by laboratory

Data through Jan 2, 2021 verified as of Jan 3, 2021 at 09:25 AM

Data in this report are provisional and subject to change.

The numbers in the table below represent the number of Florida and non-Florida residents for whom test results were received by the Department of Health. A person can be tested by more than one laboratory and can have both positive and negative results. **Therefore, the sum of the numbers in each column will be larger than the total number of people tested.**

Reporting lab	Inconclusive	Negative	Positive	Percent positive	Total
SENIOR LIVING IV SUN CITY LLC		3			3
SANFORD MOBILE LAB			3	100%	3
MINUTECLINIC, LLC #4230		2	1	33%	3
MINUTECLINIC DIAGNOSTIC OF WISCONSIN,		3			3
BAPTIST HEALTH MEDICAL CENTER			3	100%	3
ADVANCED URGENT CARE OF MARATHON			3	100%	3
PM PEDIATRICS OF SELDEN PLLC		3			3
MEDEXPRESS URGENT CARE - TEAYS VALLEY		3			3
MINUTECLINIC DIAGNOSTIC OF VIRGINIA, LLC #255		3			3
SMOKY MOUNTAIN URGENT CARE AND FAMILY MEDICINE CENTER			3	100%	3
RHEA MEDICAL CENTER		3			3
PLEASANTVILLE OF SEBASTIAN LLC			3	100%	3
BRENTWOOD SENIOR LIVING AT ST PETE			3	100%	3
PINELLAS PARK HEALTH CENTER - PINELLAS CHD		1	2	67%	3
MAGNOLIA PEDIATRICS GROUP LLC			3	100%	3
ALLIED PHYSICIANS GROUP PLLC		3			3
CVS MINUTE CLINIC, LLC #22		2	1	33%	3
KENTUCKY CABINET FOR HEALTH AND FAMILY SERVICES			3	100%	3
ST VINCENT'S URGENT CARE		3			3
ROANE MEDICAL CENTER		2	1	33%	3
FELICIDAD MEDICAL CENTER INC			3	100%	3
ORLANDO ORTHOPAEDIC OUTPATIENT SURGERY CENTER		1	2	67%	3
MEDFUSION		2	1	33%	3
UNITY HEALTH AND REHABILITATION CENTER			3	100%	3
CORTLAND REGIONAL MEDICAL CENTER		3			3
MINUTE CLINIC LLC #1448		3			3
BRADENTON PHYSICIAN MEDICAL CENTER			3	100%	3
DEPARTMENT OF PATHOLOGY ROME MEMORIAL		3			3
MEDEXPRESS URGENT CARE-NESHANNOCK TWP		2	1	33%	3
HILLVIEW LABORATORY			3	100%	3
GIBBENS FAMILY MEDICAL, LLC		2	1	33%	3
HIGH TOWER ALF LLC		3			3
BOONE DRUG & HEALTHCARE AT DEERFIELD			3	100%	3
URGENT CARE - OCONEE		2	1	33%	3
MEDEXPRESS URGENT CARE - KOKOMO		3			3
ST MARYS MEDICAL CENTER			3	100%	3
LISTENING DOCTOR PLLC, THE			3	100%	3
MEDEXPRESS URGENT CARE - WILKES BARRE		2	1	33%	3
FHPG FAMILY MEDICAL CENTER OF TAMPA BAY		1	2	67%	3
EASTCHESTER PEDIATRIC MEDICAL GROUP		3			3
VIDANT MEDICAL CENTER			3	100%	3
Fouraker Hills Rehab and Nursing			3	100%	3
VICAR'S LANDING NURSING HOME		2	1	33%	3
MEDEXPRESS URGENT CARE-ARLINGTON		2	1	33%	3
FAMILY MEDICINE AT WATERMAN		3			3
TRUE HEALTH- HOFFNER		3			3
PELICAN LANDING		1	2	67%	3

# COVID-19: testing by laboratory

Data through Jan 2, 2021 verified as of Jan 3, 2021 at 09:25 AM

Data in this report are provisional and subject to change.

The numbers in the table below represent the number of Florida and non-Florida residents for whom test results were received by the Department of Health. A person can be tested by more than one laboratory and can have both positive and negative results. **Therefore, the sum of the numbers in each column will be larger than the total number of people tested.**

Reporting lab	Inconclusive	Negative	Positive	Percent positive	Total
NOVADX		2	1	33%	3
TARRANT COUNTY PUBLIC HEALTH		3			3
TRUE HEALTH – LAKE UNDERHILL		3			3
GRACE WELLNESS CENTER		2	1	33%	3
NEWSTAR MEDICAL LABORATORIES		3			3
PREMIER FAMILY AND SPORTS MEDICINE		2	1	33%	3
MADISON COUNTY HEALTH DEPARTMENT		3			3
CVS MINUTE CLINIC DIAG OF IND LLC #5206		2	1	33%	3
METHODIST HOSPITAL			3	100%	3
BROOKDALE SENIOR LIVING			3	100%	3
CAMPAZZI CONCIERGE MEDICAL SERVICES		2	1	33%	3
PLAINVIEW PRIMARY CARE		3			3
UNIVERSITY OF MIAMI / SCCC RESEARCH LABORATORY			3	100%	3
NORTH DADE NURSING AND REHABILITATION CENTER			3	100%	3
MONTANA DEPARTMENT OF PUBLIC HEALTH & HUMAN SERVICES			3	100%	3
LIFEHOPE LABS			3	100%	3
URGENT CARE COASTAL GA			3	100%	3
DOCTORS MEDICAL CENTER OF WALTON COUNTY CLINIC			3	100%	3
ORLANDO MEDICAL CENTER PL			3	100%	3
HEALTHCARE NETWORK OF SOUTHWEST FLORIDA			3	100%	3
LINCOLN MEDICAL CENTER		3			3
INSPIRA MEDICAL CENTER VINELAND LAB		2	1	33%	3
MPG JACKSONVILLE ATLANTIC BLVD		1	2	67%	3
MINUTECLINIC DIAGNOSTIC OF ILLINOIS		2	1	33%	3
GYN PATH SERVICES			3	100%	3
LONGWOOD PEDIATRICS LLC			3	100%	3
CAYUGA COUNTY HEALTH DEPARTMENT		3			3
AMERICAN SCIENTIFIC LABORATORIES LLC			3	100%	3
ST LUKES HOSPITAL LABORATORY		2	1	33%	3
BAPTIST OUTPATIENT SERVICES			3	100%	3
MINUTE-CLINIC DIAGNOSTIC OF VIRGINIA		2	1	33%	3
BEEBE MEDICAL CENTER LABORATORY		3			3
AVANTE AT OCALA INC			3	100%	3
CAREWELL URGENT CARE			3	100%	3
ST. PETERSBURG PEDIATRICS- 38TH AVENUE			3	100%	3
PINELLAS POINT NURSING AND REHAB			3	100%	3
EXETER HOSPITAL		3			3
ADVENTHEALTH SEBRING- INFECTION CONTROL DEPARTMENT			3	100%	3
LAFAYETTE NURSING AND REHAB			3	100%	3
Westside Terrace		3			3
SHANDS AT LAKE SHORE LAB		1	2	67%	3
NIGHT LITE PEDIATRICS CENTER		1	2	67%	3
NORTHWEST FLORIDA CLINICAL LAB		1	2	67%	3
CVS MINUTE CLINIC DIAGNOSTIC OF TEXAS		3			3
DIXIE COUNTY HEALTH DEPARTMENT		2	1	33%	3
PRISMA HEALTH MIDLANDS			3	100%	3
BARONESS ERLANGER HOSPITAL		3			3



# COVID-19: testing by laboratory

Data through Jan 2, 2021 verified as of Jan 3, 2021 at 09:25 AM

Data in this report are provisional and subject to change.

The numbers in the table below represent the number of Florida and non-Florida residents for whom test results were received by the Department of Health. A person can be tested by more than one laboratory and can have both positive and negative results. **Therefore, the sum of the numbers in each column will be larger than the total number of people tested.**

Reporting lab	Inconclusive	Negative	Positive	Percent positive	Total
OHIO DEPARTMENT OF HEALTH			3	100%	3
FLORIDA MENTOR-POINT WEST CLUSTER		3			3
FLORIDA CLINICAL LABORATORY - BIOREFERENCE LABORATORIES		2	1	33%	3
SANDGATE GARDENS REHAB & NURSING CENTER		2	1	33%	3
MINUTECLINIC DIAGNOSTIC OF TN, PC 374		3			3
MOBILE RESPONSE DIAGNOSTICS LLC		3			3
BROOKDALE OAKBRIDGE		1	2	67%	3
COOPER UNIVERSITY HOSPITAL LABORATORY		2	1	33%	3
AVANTE INVERNESS		1	2	67%	3
MAYO		1	2	67%	3
ADVENT HEALTH - TIMBERRIDGE ER		2	1	33%	3
APEX CLINICAL LABORATORIES INC		3			3
BLOOMINGDALE PEDIATRIC ASSOCIATES PA			3	100%	3
BETH ISRAEL MEDICAL CENTER LABS		3			3
AFC PHYSICIANS OF FLORIDA PA			3	100%	3
HAVEN CUSTEAD CARE CENTER			3	100%	3
DANIEL M LIBBY MD PLLC		3			3
URGENT CARE USA LLC			3	100%	3
AMERICAN EAGLE LEESBURG AL LLC DBA VISTA LAKE			3	100%	3
MINUTECLINIC #2860		3			3
PM PEDIATRICS OF BAYSIDE PLLC		3			3
KEY WEST URGENT CARE, INC		3			3
HIALEAH SHORES NURSING AND		2	1	33%	3
TERENCE B MITCHELL MD, INC			3	100%	3
OHIO DEPARTMENT OF HEALTH LABORATORY		2	1	33%	3
MONROE COUNTY DEPT OF PUBLIC HEALTH ST		3			3
COASTAL LABORATORIES OF FLORIDA			3	100%	3
FLORIDA MEDICAL CLINIC IM MLK		3			3
ANYLABTESTNOW			3	100%	3
PULSE & REMEDY LLC			3	100%	3
HEALTHQUEST, INC		2	1	33%	3
MINUTECLINIC DIAG OF IND, LLC #2387		3			3
MANORCARE NURSING & REHABILITATION CENTER-NAPLES		3			3
CVS MINUTE CLINIC			3	100%	3
PUBLIC HEALTH TRUST OF MIAMI DADE COUNTY			3	100%	3
UNC HOSPITAL/MCLENDON CLINICAL LABORATORIES			3	100%	3
SURETOX LABORATORY LLC		2	1	33%	3
WEST TN HEALTH MED NORTH		3			3
MEDEXPRESS URGENT CARE-HERSHEY		2	1	33%	3
KISSIMMEE URGENT CARE		3			3
JACKSON SOUTH COMMUNITY HOSPITAL LAB			3	100%	3
VELOCITY CARE			3	100%	3
CROSSVILLE MEDICAL GROUP		1	2	67%	3
CITIZENS BAPTIST MEDICAL CENTERS LAB		3			3
WALGREENS #07502		3			3
LEWIS COUNTY MANOR		3			3
MEDEXPRESS URGENT CARE LAVALE		3			3

# COVID-19: testing by laboratory

Data through Jan 2, 2021 verified as of Jan 3, 2021 at 09:25 AM

Data in this report are provisional and subject to change.

The numbers in the table below represent the number of Florida and non-Florida residents for whom test results were received by the Department of Health. A person can be tested by more than one laboratory and can have both positive and negative results. **Therefore, the sum of the numbers in each column will be larger than the total number of people tested.**

Reporting lab	Inconclusive	Negative	Positive	Percent positive	Total
GROVES CENTER			3	100%	3
SUN TERRACE HEALTH CARE CENTER			3	100%	3
A PLUS PEDIATRICS		2			2
Heartland Healthcare Center Boca Raton			2	100%	2
VAULT HEALTH			2	100%	2
DMC UNIVERSITY LABORATORIES		1	1	50%	2
MEASE COUNTRYSIDE HOSPITAL CARDIAC REH			2	100%	2
Rosedale Green		2			2
BAYFRONT MEDICAL			2	100%	2
MEDSTAR HARBOR HOSPITAL			2	100%	2
ASHLEY PEDIATRICS			2	100%	2
CLAY PRIMARY & FAMILY CARE LLC			2	100%	2
VIRGINIA DEPT OF HEALTH OFFICE OF EPIDEMIOLOGY			2	100%	2
CALIFORNIA DIVISION OF COMMUNICABLE DISEASE CONTROL			2	100%	2
CELEBRATION PEDIATRICS PA			2	100%	2
WOMENS CARE FLORIDA LLC-LABORATORY		2			2
PHYSICIANS REGIONAL MEDICAL CTR - COLLIER BLVD			2	100%	2
UNIVERSITY OF KANSAS MEDICAL CENTER			2	100%	2
ST. LUCIE COUNTY HEALTH DEPARTMENT		1	1	50%	2
FLORIDA SCHOOL FOR THE DEAF & BLIND			2	100%	2
CHAPPEL GROUP RESEARCH, THE		2			2
WHITESANDS OUTPATIENT TREATMENT		2			2
PREMIER MEDICAL LABORATORY			2	100%	2
CARE 365			2	100%	2
URGENT CARE AND SURGERY CENTER			2	100%	2
STEWART ST ELIZABETH MEDICAL CENTER			2	100%	2
LIFE CARE CENTER OF SKAGIT VALLEY		2			2
MINUTECLINIC, LLC #07852		2			2
MARTIN MEDICAL CENTER INC		1	1	50%	2
TGH Brandon Healthplex Laboratory			2	100%	2
CVS HEALTH, #1994		1	1	50%	2
ROPER HOSPITAL			2	100%	2
LEXINGTON PLACE			2	100%	2
ALVERNO CLINICAL LABORATORIES			2	100%	2
CLAYMED OF NORTH FLORIDA			2	100%	2
ST JOSEPH'S HOSPITAL LABORATORY			2	100%	2
HCR MANOR CARE SERVICES OF FLORIDA III INC		2			2
THE PATHOLOGY LABORATORY		1	1	50%	2
Robert Cranfield			2	100%	2
TRICORE REFERENCE LABORATORY		1	1	50%	2
THE FOUNTAIN AT BOCA CIEGA BAY		2			2
DEPARTMENT OF HEALTH AND HUMAN SERVICES DIVISION OF BEHAVIORAL HEALTH		1	1	50%	2
ADVANCED MEDICAL CARE			2	100%	2
Metro West Nursing and Rehab			2	100%	2
HANOVER ENDOSCOPY CENTER		2			2
ROYAL PALM MEDICAL GROUP, INC		2			2
BENEVA LAKES ASSISTED LIVING CENTER			2	100%	2

# COVID-19: testing by laboratory

Data through Jan 2, 2021 verified as of Jan 3, 2021 at 09:25 AM

Data in this report are provisional and subject to change.

The numbers in the table below represent the number of Florida and non-Florida residents for whom test results were received by the Department of Health. A person can be tested by more than one laboratory and can have both positive and negative results. **Therefore, the sum of the numbers in each column will be larger than the total number of people tested.**

Reporting lab	Inconclusive	Negative	Positive	Percent positive	Total
MEDEXPRESS URGENT CARE - OMAHA N 72 ST		2			2
AFFINITY URGENT CARE			2	100%	2
MINUTECLINIC MINUTECLINIC #4978		1	1	50%	2
NLC LABS			2	100%	2
TIEHH BIOTERRORISM RESPONSE LAB			2	100%	2
MINUTE CLINIC LLC #4017		2			2
LIFESPRING COMMUNITY HEALTH		2			2
DOCTORS EXPRESS OF ST PETERSBURG			2	100%	2
ACL LABORATORIES INDUSTRIAL TOXICOLOGY			2	100%	2
MORTON PLANT NORTH BAY HOSPITAL			2	100%	2
Jackson Health Care Facility			2	100%	2
MADISON HOSPITAL LABORATORY			2	100%	2
STATCARE URGENT & WALK IN MEDICAL CARE		2			2
FHPG_EXP CARE W HILLSBOROUGH			2	100%	2
MEDEXPRESS URGENT CARE- ALLISON PARK		1	1	50%	2
SPECTRA LABS		1	1	50%	2
SINAI PLAZA NURSING AND REHAB CENTER			2	100%	2
AIRPORT CLINIC			2	100%	2
OURMED		2			2
MINUTE CLINIC DIAGNOSTIC OF KANSAS PA		2			2
HARLEM HOSPITAL CENTER		2			2
MINUTE CLINIC DIAGNOSTIC OF VIRGINIA, LLC		2			2
SOUTH LAKE FAMILY HEALTH CENTER			2	100%	2
Lakeside Oaks Care Center			2	100%	2
GENETIC ASSAYS INC			2	100%	2
WALGREENS #13605		2			2
HOME ACCESS HEALTH			2	100%	2
RENFREW CENTERS INC		2			2
NEMOURS CHILDRENS PRIMARY CARE			2	100%	2
SOUTHSIDE FAMILY MEDICAL		2			2
SIGNATURE HEALTHCARE OF MIDDLEBURG		2			2
NEW YORK STATE DEPARTMENT OF HEALTH		1	1	50%	2
MEDLOGIC, LLC		2			2
MINUTECLINIC DIAGNOSTIC OF SC, LLC #4		2			2
MARQUESA MEDICAL		2			2
CROSSROADS			2	100%	2
VOLUNTEERS OF AMERICA OF FLORIDA			2	100%	2
MEDEXPRESS URGENT CARE-BLOOMFIELD AVEN		2			2
INTERNAL MEDICINE & PEDIATRICS WELLNESS CENTER			2	100%	2
GEISINGER MEDICAL CENTER		2			2
MEDEXPRESS URGENT CARE - SPRINGDALE, S 40TH STREET		2			2
CVA MINUTE CLINIC DIAGNOSTIC OF VIRGINIA, LLC		2			2
SYLVAN NURSING			2	100%	2
BOND & STEELE CLINIC PA D/B/A BOND CLINIC PA		2			2
CAPRONA GROUP HOME			2	100%	2
PINECREST PEDIATRICS GROUP LLC			2	100%	2
RELIANT IMMUNE DIAGNOSTICS			2	100%	2

# COVID-19: testing by laboratory

Data through Jan 2, 2021 verified as of Jan 3, 2021 at 09:25 AM

Data in this report are provisional and subject to change.

The numbers in the table below represent the number of Florida and non-Florida residents for whom test results were received by the Department of Health. A person can be tested by more than one laboratory and can have both positive and negative results. **Therefore, the sum of the numbers in each column will be larger than the total number of people tested.**

Reporting lab	Inconclusive	Negative	Positive	Percent positive	Total
CONEMAUGH MEMORIAL MEDICAL CENTER		2			2
PRINCETON BMC LABORATORY		2			2
RUSSELL MEDICAL CENTER		2			2
MORGAN STANLEY HEALTH CENTER		2			2
BRIGHAM AND WOMEN'S HOSPITAL			2	100%	2
BRANDON REGIONAL EMERGENCY CTR			2	100%	2
BENTON PEDIATRICS		2			2
ORMOND BEACH URGENT CARE			2	100%	2
NEMOURS CHILDRENS PRIMARY CARE OVIEDO			2	100%	2
JACKSON LABORATORY OF GENOMIC MEDICINE		2			2
BMC/JACSONVILLE		1	1	50%	2
POINT OF CARE PRIVATE HEALTH MANAGEMENT			2	100%	2
ASCENSION ST MICHAEL'S HOSPITAL LAB		1	1	50%	2
MAWD PATHOLOGY GROUP			2	100%	2
Avalon Healthcare and Rehabilitation Center			2	100%	2
OAKBRIDGE TERRACE AT SAE			2	100%	2
DES PLAINES CLINICAL LAB			2	100%	2
CVS MINUTE CLINIC DIAGNOSTIC OF TN #6044		2			2
LAUREL POINT CARE ACQUISITION LLC DBA SANDGATE GARDENS REHAB AND NURSI			2	100%	2
BAYLOR COLLEGE OF MEDICINE			2	100%	2
CELEBRATION PRIMARY CARE ASSOCIATES LLC		2			2
PEACEHEALTH CENTRAL		2			2
CLINICA HISPANIA			2	100%	2
BIOHEALTH MEDICAL LAB INC			2	100%	2
Workmens Circle Multicare Center		2			2
THE CLUB AT BOYNTON BEACH, LLC			2	100%	2
NORTHCREST MEDICAL CENTER			2	100%	2
PTC LABORATORIES			2	100%	2
VITAS HEALTHCARE CORPORATION OF FLORIDA			2	100%	2
LEGACY ER & URGENT CARE - FRISCO WEST			2	100%	2
MEDEXPRESS URGENT CARE - CEDAR KNOLLS		2			2
REGIONS HOSPITAL LABORATORY			2	100%	2
SAFE PMC		2			2
MEDEXPRESS URGENT CARE FOX CHAPEL		2			2
COL CROSSROAD		1	1	50%	2
NORTHWELL HEALTH			2	100%	2
DOCTOR 4 U CLINIC			2	100%	2
NORTON IMMEDIATE CARE CENTER - PRESTON			2	100%	2
PROHEALTH PRIMARY CARE - GLEN OAKS		2			2
87TH MEDICAL GROUP – MCGUIRE AMBULATORY CARE FACILITY		2			2
LAKELAND REGIONAL HEALTH		2			2
TMH EC NORTHEAST LABORATORY			2	100%	2
ORLANDO LUTHERAN TOWERS		1	1	50%	2
Good Samaritan Society-Blackduck		1	1	50%	2
NEW GEN LABS			2	100%	2
GINKGO-IXLAYER		2			2
ADVENTHEALTH MEDICAL GROUP PEDIATRICS		1	1	50%	2

# COVID-19: testing by laboratory

Data through Jan 2, 2021 verified as of Jan 3, 2021 at 09:25 AM

Data in this report are provisional and subject to change.

The numbers in the table below represent the number of Florida and non-Florida residents for whom test results were received by the Department of Health. A person can be tested by more than one laboratory and can have both positive and negative results. **Therefore, the sum of the numbers in each column will be larger than the total number of people tested.**

Reporting lab	Inconclusive	Negative	Positive	Percent positive	Total
ST. JOSEPH REGIONAL MEDICAL CENTER			2	100%	2
MEDEXPRESS URGENT CARE-SALINA, S 9TH ST		2			2
CLEARWATER EMPLOYEE HEALTH CLINIC			2	100%	2
OUR LADY OF THE LAKE REGIONAL MEDICAL CENTER			2	100%	2
PM PEDIATRICS OF BAYSIDE, PLLC - MANHASSET		2			2
ADULT MEDICINE OF LAKE COUNTY INC			2	100%	2
U OF MIAMI MILLER SCHOOL OF MEDICINE			2	100%	2
AFC PHYSICIANS OF FLORIDA, PA			2	100%	2
MIDLAND MEMORIAL HOSPITAL			2	100%	2
Bethany Health and Rehab		2			2
CLEVELAND CLINIC FLORIDA			2	100%	2
BNC Medical Investors, LLC Berrien Nursing & Rehabilitation Center		2			2
CITRUS PARK			2	100%	2
PINARD HOME HEALTH SERVICES INC			2	100%	2
POINTE AT NEW PORT PLACE,THE		2			2
UT AUSTIN UNIVERSITY HEALTH SERVICES			2	100%	2
MINUTECLINIC, LLC #5707		2			2
ARLINGTON DIALYSIS CENTER LLC		2			2
FLORIDA DEPARTMENT OF HEALTH WASHINGTON COUNTY		1	1	50%	2
MINUTECLINIC DIAG OF IND, LLC #6910		2			2
FLORIDA MEDICAL CLINIC -INTERNAL MED DADE CITY			2	100%	2
NAVAL BRANCH MEDICAL CLINIC			2	100%	2
CLEARWATER PAIN MANAGEMENT ASSOCIATES			2	100%	2
FLORIDA PRIMARY & SPECIALTY CARE		2			2
PARKSIDE HEALTH AND REHABILITATION CENTER			2	100%	2
CIGNA ONSITE HEALTH LLC		1	1	50%	2
MEDEXPRESS - WILMINGTON KIRKWOOD HIGHWAY		2			2
DELAWARE DIAGNOSTICS LABS			2	100%	2
WESTPAC LABS INC			2	100%	2
Kings County Hospital Center			2	100%	2
MEDICAL CENTER AT OCEAN REEF,THE		2			2
ST. MARY'S HOSPITAL			2	100%	2
BRANDYWYNE HEALTH CARE CENTER			2	100%	2
POMONA VALLEY COMMUNITY HOSPITAL			2	100%	2
PEDIATRICS IN BREVARD-COCOA BEACH		2			2
VANAYER HEALTHCARE AND REHAB CENTER		2			2
COMMONS AT ORLANDO LUTHERAN TOWERS SNF			2	100%	2
HOUSTON HEALTH DEPARTMENT - BUREAU OF LABORATORY SERVICES			2	100%	2
CARESPOT EXPRESS HEALTHCARE			2	100%	2
MINUTECLINIC, DIAGNOSTIC OF TEXAS, LLC		2			2
MINUTECLINIC DIAGNOSTIC MEDICAL		2			2
PHYSICIANS MEDICAL CENTER		2			2
CLEVELAND CLINIC IMAGING			2	100%	2
GOLDMAN SACHS HEALTH CENTER		2			2
RIGHT AT HOME			2	100%	2
MINUTE CLINIC LLC # 2033		1	1	50%	2
MAGNOLIA ADULT, LLC			2	100%	2



# COVID-19: testing by laboratory

Data through Jan 2, 2021 verified as of Jan 3, 2021 at 09:25 AM

Data in this report are provisional and subject to change.

The numbers in the table below represent the number of Florida and non-Florida residents for whom test results were received by the Department of Health. A person can be tested by more than one laboratory and can have both positive and negative results. **Therefore, the sum of the numbers in each column will be larger than the total number of people tested.**

Reporting lab	Inconclusive	Negative	Positive	Percent positive	Total
GUTHRIE MEDICAL GROUP - CORNING		2			2
HEARTLAND - CHARLESTON OF HANAHAN SC,		2			2
AGILE URGENT CARE			2	100%	2
MINUTECLINIC, LLC #1431		2			2
RAPID URGENT CARE - ALBANY			2	100%	2
THE HOSPITAL OF PROVIDENCE EMERGENCY ROOM			2	100%	2
PALM CITY NURSING AND REHAB CENTER			2	100%	2
PROPATH			2	100%	2
BROOME COUNTY HEALTH DEPARTMENT		1	1	50%	2
WEAKLEY COUNTY REHAB AND NURSING CENTER		2			2
ACCESS LABORATORIES LLC			2	100%	2
MIDDLE TENN MENTAL HEALTH INSTITUTE		2			2
CHARLOTTE COUNTY HEALTH DEPARTMENT			2	100%	2
EMERALD TRACE		2			2
PREMIER FAMILY HEALTH PA			2	100%	2
SACRED HEART HOSPITAL ON THE EMERALD			2	100%	2
MINUTECLINIC DIAGNOSTIC PA #3344		2			2
Holiday Retirement Home			2	100%	2
BAYCARE MEDICAL GROUP, INC		2			2
BOONES CREEK URGENT CARE		1	1	50%	2
MEDEXPRESS URGENT CARE - JEANNETTE		2			2
PALOS COMMUNITY HOSPITAL LABORATORY			2	100%	2
WAL-MART STORES EAST LP		2			2
BAPTIST HEALTHCARE - LAKEVIEW CENTER INC		2			2
DRR JMC URGENT CARE DONALD ROSS			2	100%	2
SUPERIOR RESIDENCES OF CLERMONT		2			2
PEACE RIVER MEDICAL CENTER		2			2
LAB CORP OF AMER SAN DIEGO			2	100%	2
SUMNER REGIONAL MEDICAL CENTER		2			2
PANCARE HEALTH - SNEADS ELEMENTARY			2	100%	2
MEDEXPRESS URGENT CARE, CHAMBERSBURG		2			2
AMEDISYS HOME HEALTH OF GREENVILLE			2	100%	2
NOT GIVEN		1	1	50%	2
GOLDSTEIN			2	100%	2
MINUTECLINIC DIAGNOSTIC OF MINNESOTA		2			2
MINUTE CLINIC, LLC #4650		2			2
VETERANS AFFAIRS MEDICAL CENTER - GREATER LOS ANGELES			2	100%	2
MEDEXPRESS URGENT CARE - HOLLINS		2			2
ASCENSION ST VINCENT'S RIVERSIDE			2	100%	2
VERILY LIFE SCIENCES		2			2
NAVAL MEDICAL CENTER			2	100%	2
MINUTECLINIC DIAGNOSTIC MED GRP OF CA		2			2
MD NOW URGENT CARE MEDICAL CENTERS INC			2	100%	2
MEDEXPRESS URGENT CARE SHADYSIDE		2			2
SARASOTA MEMORIAL MEDICAL URGENT CARE CENTER			2	100%	2
METROHEALTH SYSTEM			2	100%	2
EASTLAKE MEDICAL CENTER		2			2

# COVID-19: testing by laboratory

Data through Jan 2, 2021 verified as of Jan 3, 2021 at 09:25 AM

Data in this report are provisional and subject to change.

The numbers in the table below represent the number of Florida and non-Florida residents for whom test results were received by the Department of Health. A person can be tested by more than one laboratory and can have both positive and negative results. **Therefore, the sum of the numbers in each column will be larger than the total number of people tested.**

Reporting lab	Inconclusive	Negative	Positive	Percent positive	Total
RAINY LAKE MEDICAL CENTER			2	100%	2
Bedford Care Center of Hattiesburg		2			2
INTEGRATED REGIONAL LABS			2	100%	2
PEPIN ACADEMIES-PASCO		2			2
STEUBEN COUNTY PUBLIC HEALTH		2			2
MINUTE CLINIC DIAGNOSTIC OF SOUTH CAROLINA		1	1	50%	2
ADVANCED PEDIATRICS			2	100%	2
MEDEXPRESS URGENT CARE-CHIPPEWA		1	1	50%	2
HAWAII DEPARTMENT OF HEALTH			2	100%	2
COOK HOSPITAL AND CARE CENTER		1	1	50%	2
CVS MINUTE CLINIC DIAGNOSTIC MED GRP		2			2
BIONIC TECHNOLOGIES CORPORATION			2	100%	2
PHYSICIANS LABORATORY SERVICES			2	100%	2
BFT LAB			2	100%	2
AFFORDABLE PRIMARY CARE LLC		2			2
PEDIATRIC HEALTH CARE		1	1	50%	2
MEDEXPRESS-HOUSTON EAST FWY		1	1	50%	2
LEE PHYSICIAN GROUP		1	1	50%	2
MIDWAY SPECIALTY CARE RX LLC			2	100%	2
PALM BEACH GARDENS MEDICAL CENTER			2	100%	2
TALLAHASSEE MEMORIAL HEALTHCARE FAMILY MED RESIDENCY			2	100%	2
MEDEXPRESS URGENT CARE-SELINGSGROVE		2			2
MINUTECLINIC MINUTECLINIC #8505		2			2
BAYSHORE MEDICAL CENTER			2	100%	2
CLEAR LAKE REGIONAL MEDICAL CENTER			2	100%	2
MINUTE CLINIC DIAG OF IND LLC #8674		2			2
MEDEXPRESS URGENT CARE, HERMITAGE		1	1	50%	2
Terrace of Jacksonville			2	100%	2
STANFORD HEALTH CARE ANATOMIC PATHOLOGY & CLINICAL LAB			2	100%	2
PRESBYTERIAN HOME		2			2
METHODIST MANSFIELD MEDICAL CENTER			2	100%	2
HOLY FAMILY MEDICAL CENTER		1	1	50%	2
ROCKEFELLER UNIVERSITY CLINICAL GENOMICS LABORATOR		2			2
JOHN D. ARCHBOLD MEM. HOSPITAL			2	100%	2
CVS MINUTE CLINIC DIAGNOSTIC OF KANSAS, PA		2			2
MINUTE CLINIC DIAGNOSTIC MED GRP		2			2
SWEETWATER NURSING CENTER		2			2
ManorCare Rehabilitation Center- Decatur		2			2
CEDARS-SINAI MEDICAL CENTER			2	100%	2
ADVANCED RESEARCH FOR HEALTH IMPROVEMENT		1	1	50%	2
BOND COMMUNITY HEALTH CENTER			2	100%	2
EXCEPTIONAL EMERGENCY CENTER - AMARILLO			2	100%	2
UNIVERSTIY OF ILLINOIS HOSPITAL			2	100%	2
Elba Nursing and Rehabilitation Center, LLC		2			2
ALL PEDIATRIC CARE PA			2	100%	2
ACKERMAN CANCER CENTER		2			2
PLASMA MED RESEARCH DBA		2			2

# COVID-19: testing by laboratory

Data through Jan 2, 2021 verified as of Jan 3, 2021 at 09:25 AM

Data in this report are provisional and subject to change.

The numbers in the table below represent the number of Florida and non-Florida residents for whom test results were received by the Department of Health. A person can be tested by more than one laboratory and can have both positive and negative results. **Therefore, the sum of the numbers in each column will be larger than the total number of people tested.**

Reporting lab	Inconclusive	Negative	Positive	Percent positive	Total
ADVENTHEALTH IMAGING PARTIN SETTLEMENT			2	100%	2
CHESTERFIELD HEALTHCARE GROUP, INC		2			2
HAVEN HOSPICE			2	100%	2
MEDEXPRESS URGENT CARE-CLOQUET		2			2
AMERICAN MEDICAL LABORATORIES			2	100%	2
RAPID RELIABLE TESTING NY LLC		2			2
MORRISTOWN MEMORIAL HOSPITAL		2			2
INA		1	1	50%	2
WHOLE CHILD PEDIATRICS			2	100%	2
MOBILE COUNTY HEALTH DEPARTMENT		1	1	50%	2
EMORY UNIVERSITY HOSPITAL			2	100%	2
MEMORIAL HERMANN CONSOLIDATED LABORATORY SERVICES			2	100%	2
MEDEXPRESS URGENT CARE - WHEELING		1	1	50%	2
EAST NAPLES PEDIATRICS			2	100%	2
TAMPA INTERNATIONAL AIRPORT			2	100%	2
ST. ELIZABETH HEALTHCARE			2	100%	2
MINUTECLINIC, LLC #1470		2			2
FLORIDA PRIMARY CARE CENTER PA		2			2
SUNBRIDGE CARE & REHAB FOR DECATUR		2			2
SCDHEC BUREAU OF LABORATORIES			2	100%	2
FLORIDA MEDICAL CLINIC RADIOLOGY DALE MABRY		2			2
ST. CLOUD PHARMACY AND WELLNESS CENTER		2			2
MEASE CONTINUING CARE			2	100%	2
NATIONWIDE LABORATORY SERVICES		1	1	50%	2
MINUTECLINIC DIAGNOSTIC OF NEVADA #87		1	1	50%	2
SCIENTIFIC LABORATORY COMPANY		2			2
VITAS HEALTHCARE CORPORATION OF FL			2	100%	2
MINUTECLINIC DIAG OF IND LLC #6998		1	1	50%	2
MINUTECLINIC DIAGNOSTICS OF IND LLC		1	1	50%	2
ST. LUKE'S HOSPITAL - BETHLEHEM CAMPUS		1	1	50%	2
ASPIRUS RIVERVIEW HOSPITAL & CLINICS INC		1	1	50%	2
MINUTE CLINIC OF KANSAS PA			2	100%	2
GULF COAST IMMEDIATE CARE CENTER		1	1	50%	2
ONE MEDICAL GROUP		1	1	50%	2
RIVERVIEW MEDICAL CLINIC		2			2
PRECISION DIAGNOSTIC INC		2			2
HALIFAX HEALTH CARE FOR WOMEN		2			2
CVS MINUTE CLINIC DIAGNOSTIC		2			2
CPL LABS			2	100%	2
AUSTIN REGIONAL CLINIC MICROBIOLOGY LAB			2	100%	2
LILY PHARMACY		2			2
GALEN BAYLOR EXTENSION		2			2
GULF COAST REGIONAL MEDICAL CARE		2			2
WALGREENS #05477		2			2
MEDEXPRESS URGENT CARE - WEST ST PAUL, ROBERT ST S		2			2
MINUTECLINIC DIAGNOSTIC OF SC, LLC #7		1	1	50%	2
MID - FLORIDA PATHOLOGY LLC		1	1	50%	2

# COVID-19: testing by laboratory

Data through Jan 2, 2021 verified as of Jan 3, 2021 at 09:25 AM

Data in this report are provisional and subject to change.

The numbers in the table below represent the number of Florida and non-Florida residents for whom test results were received by the Department of Health. A person can be tested by more than one laboratory and can have both positive and negative results. **Therefore, the sum of the numbers in each column will be larger than the total number of people tested.**

Reporting lab	Inconclusive	Negative	Positive	Percent positive	Total
CENTRAL FLORIDA FAMILY HEALTH CENTER		2			2
SOUTHEAST GEORGIA HEALTH SYSTEM			2	100%	2
FLORIDA HOSPITAL LABORATORIES		2			2
UNIVERISTY OF MEMPHIS ATHLETIC TRAINI		2			2
ONTARIO COUNTY PUBLIC HEALTH		2			2
VA PRIMARY CARE ANNEX			2	100%	2
UNITED MEMORIAL MEDICAL CENTER			2	100%	2
MEDEXPRESS URGENT CARE GREENSBURG		2			2
ADVENTHEALTH EAST ORLANDO EMPLOYEE CLINIC		2			2
LIFE CARE CENTER OF PALM BAY□		2			2
SPECTRUM HEALTH			2	100%	2
VILLA HEALTH NH LLC			2	100%	2
Rutgers Health Rwj University Hospital - Laboratory		2			2
TMH PHYSICIAN PARTNERS MONTICELLO		1	1	50%	2
Conway Lakes Health and Rehabilitation Center		2			2
CVS MINUTE CLINIC DIAGNOSTIC OF TN #3293		2			2
FLORIDA DEPARTMENT OF HEALTH (FDOH)			2	100%	2
MARCO ISLAND HOSPITAL INC D/B/A		1	1	50%	2
SPRINGHILL SENIOR RESIDENCE		2			2
PALMETTO FAMILY HEALTH CENTER			2	100%	2
MAIN STREET MEDICAL CENTERS		2			2
Life Care Center of Orlando			2	100%	2
Cleveland Clinic Weston			2	100%	2
NICEVILLE URGENT CARE			2	100%	2
441 URGENT CARE-MULBERRY			2	100%	2
Fort Gaines Health and Rehab		2			2
VENICE GREEN VILLAGE		2			2
SHORE MEDICAL CENTER		2			2
MINUTECLINIC DIAGNOSTIC OF OHIO #6192		2			2
CERON PEDIATRICS & INTEGRATIVE MEDICIN		2			2
MEDEXPRESS URGENT CARE - LEDGEWOOD		2			2
TMH PHYSICIAN PARTNERS BLOUNTSTOWN			2	100%	2
NEMOURS CHILDREN'S PRIMARY CARE THE VILLAGES		2			2
ADVICE FOR OPTIMAL WELLNESS, INC			2	100%	2
WILLISTON PEDIATRICS PA			2	100%	2
LACORP		1	1	50%	2
JEFFERSON WASHINGTON TOWNSHIP HOSPITAL		2			2
JUPITER INTERNAL MEDICINE AND ASSOCIATES			2	100%	2
Warren Center for Rehabilitation and Nursing		2			2
SUNNYSIDE MANOR		2			2
MINUTECLINIC DIAG OF IND, LLC #6483		1	1	50%	2
MINUTECLIINIC DIAGNOSTIC OF NORTH CARO		2			2
BELLE GLADES HEALTH CLINIC			2	100%	2
PANCARE HEALTH - PONCE DE LEON			2	100%	2
MEMORIAL SLOAN KETTERING CANCER CENTER		1	1	50%	2
ARCPPOINT LABS OF WEST PALM BEACH			2	100%	2
ADVICE FOR OPTIMAL WELLNESS			2	100%	2

# COVID-19: testing by laboratory

Data through Jan 2, 2021 verified as of Jan 3, 2021 at 09:25 AM

Data in this report are provisional and subject to change.

The numbers in the table below represent the number of Florida and non-Florida residents for whom test results were received by the Department of Health. A person can be tested by more than one laboratory and can have both positive and negative results. **Therefore, the sum of the numbers in each column will be larger than the total number of people tested.**

Reporting lab	Inconclusive	Negative	Positive	Percent positive	Total
MINUTECLINIC DIAGNOSTIC OF NEW MEXICO		2			2
MINUTE CLINIC DIAGNOSTIC OF VIRGINIA, LLC #7543		2			2
FAMILY FIRST PEDIATRICS			2	100%	2
SPRINGS MEDICAL LAB		1	1	50%	2
Delaware Court Healthcare Center		2			2
DEKALB MEDICAL CENTER LABORATORY			2	100%	2
SOUTH DAKOTA DEPARTMENT OF HEALTH		2			2
ST. MARY'S MEDICAL CENTER EVANSVILLE, INC			2	100%	2
University Center East			2	100%	2
ASSOCIATES IN MEDICINE			2	100%	2
MID-FLORIDA HEMATOLOGY AND ONCOLOGY CENTERS		2			2
VALLEY BAPTIST MEDICAL CENTER: BROWNSVILLE			2	100%	2
DOCTORS HOSPITAL RENAISSANCE			2	100%	2
EXPRESS CARE OF TAMPA BAY LLC		1	1	50%	2
STARR COUNTY MEMORIAL HOSPITAL			2	100%	2
LEGACY LABORATORY SERVICES			2	100%	2
NOVA SOUTHEASTERN UNIVERSITY - STUDENT MEDICAL CTR			2	100%	2
UNIVERSITY HOSPITAL OF BROOKLYN		2			2
DALLAS MEDICAL CENTER			2	100%	2
ALLIANCE PEDIATRICS PA			2	100%	2
MINUTECLINIC DIAGNOSTIC OF TEXAS, LLC #7435		2			2
URGENT CARE CENTER			2	100%	2
MINUTECLINIC DIAGNOSTIC OF TN PC #643		2			2
MAJESTIC GUARDIANS			2	100%	2
SANFORD REGIONAL HOSPITAL WORTHINGTON		2			2
JOHNSON CITY MEDICAL CENTER		1	1	50%	2
BAYSTATE MEDICAL CENTER		1	1	50%	2
HEART OF FLORIDA HEALTH CENTER INC			2	100%	2
TENNESSEE VALLEY HCS			2	100%	2
FAMILY PRACTICE OF DAVIE INC			2	100%	2
FIRST CARE - MIDDLESBORO			2	100%	2
FLORIDA COMMUNITY HEALTH CENTERS, INC.			2	100%	2
BAYCARE LABORATORIES			2	100%	2
MINUTECLINIC, LLC #03268		2			2
LEE MEMORIAL HEALTH SYSTEM D/B/A			2	100%	2
COMMUNITY MEDICAL CENTER			2	100%	2
MINUTECLINIC DIANOSTIC OF VIRGINA, LL		2			2
UNIVERSITY OF MISSOURI HEALTH CARE			2	100%	2
JRS LABORATORY			2	100%	2
WEST COAST PEDIATRICS			2	100%	2
FLORIDA CLINICAL LABORATORY INC			2	100%	2
COVANCE			2	100%	2
BAY CORRECTIONAL AND REHABILITATION FACILITY			2	100%	2
OCALA REGIONAL KIDNEY CENTER-WEST			2	100%	2
FL DEPT OF HEALTH MARION COUNTY MOBILE HEALTH UNIT			2	100%	2
Lake Charles Healthcare LLC dba Landmark Lake Charles			2	100%	2
ELMHURST MEMORIAL HOSPITAL			2	100%	2



# COVID-19: testing by laboratory

Data through Jan 2, 2021 verified as of Jan 3, 2021 at 09:25 AM

Data in this report are provisional and subject to change.

The numbers in the table below represent the number of Florida and non-Florida residents for whom test results were received by the Department of Health. A person can be tested by more than one laboratory and can have both positive and negative results. **Therefore, the sum of the numbers in each column will be larger than the total number of people tested.**

Reporting lab	Inconclusive	Negative	Positive	Percent positive	Total
New Jersey Aim At Smg		2			2
Grand Villa of Dunedin			2	100%	2
HENDRY/GLADES COUNTY HEALTH DEPARTMENT		2			2
UTMB PATHOLOGY CLINICAL SERVICES LABORATORY			2	100%	2
WASHINGTON STATE DEPARTMENT OF HEALTH PUBLIC HEALTH LABORATORIES			2	100%	2
MURFREESBORO MEDICAL CLINIC		2			2
TULANE MEDICAL CENTER			2	100%	2
MEDEXPRESS URGEN CARE - EAST BRUNSWICK		2			2
SPARROW CENTRAL LAB			2	100%	2
FLORIDA MEDICAL CENTER OF CLEARWATER		2			2
EMERALD COAST CENTER			2	100%	2
CCRX OF NORTH CAROLINA, LLC		1	1	50%	2
MEDEXPRESS URGENT CARE- COLUMBIA HEIGH		2			2
PruittHealth Lakehaven		2			2
TRUE HEALTH INC			2	100%	2
ARCPPOINT LABS OF ALTAMONTE SPRINGS			2	100%	2
Alden Des Plaines			2	100%	2
Oakwood - North Baldwins Center for Living		2			2
REELFOOT FAMILY WALK IN CLINIC - TIPT		2			2
INSPIRIT SENIOR LIVING			2	100%	2
PUBLIC HEALTH LABORATORY	1		1	50%	2
EXPRESSCARE URGENT CARE CENTER			2	100%	2
TENNESSEE DEPARTMENT OF HEALTH (TDH) - REGIONAL LABORATORY			2	100%	2
FKC AMELIA ISLAND DIALYSIS			2	100%	2
LABRADOR PRIMARY CARE CENTER			2	100%	2
MED EXPRESS URGENT CARE PC - MARYLAND		2			2
IN AND OUT URGENT CARE			2	100%	2
DISCOVERY VILLAGE AT THE FORUM		2			2
EXPEDIAN URGENT CARE			2	100%	2
UNIVERSITY HOSPITALS OF CLEVELAND			2	100%	2
FIRST CHOICE MEDICAL PC			2	100%	2
Lehigh Acres Health and Rehabilitation			2	100%	2
PIEDMONT HOSPITAL LAB			2	100%	2
ADVENTIST HINSDALE HOSPITAL LABORATORY			2	100%	2
ROAN DRUG COMPANY LLC		2			2
Church Creek SNF			2	100%	2
ADVANCED URGENT CARE CENTER OF THE UPPER KEYS			2	100%	2
24TH WEAPONS OF MASS DESTRUCTION - CIVIL SUPPORT		2			2
COASTAL MEDICAL LAB			2	100%	2
MINUTECLINIC DIAGNOSTIC OF PA LLC		2			2
UNIVERSITY OF MARYLAND MEDICAL CENTER			2	100%	2
BIOMAT USA			2	100%	2
PARADIGM LABORATORIES			2	100%	2
CELEBRATION PEDIATRICS			2	100%	2
IN & OUT URGENT CARE METAIRIE			2	100%	2
Kennedy University Hospital -Wash Twp L		2			2
JULIE STAATS DO		2			2

# COVID-19: testing by laboratory

Data through Jan 2, 2021 verified as of Jan 3, 2021 at 09:25 AM

Data in this report are provisional and subject to change.

The numbers in the table below represent the number of Florida and non-Florida residents for whom test results were received by the Department of Health. A person can be tested by more than one laboratory and can have both positive and negative results. **Therefore, the sum of the numbers in each column will be larger than the total number of people tested.**

Reporting lab	Inconclusive	Negative	Positive	Percent positive	Total
HEALTHPARK MEDICAL CTR NURSING SVC		2			2
POMERENE HOSPITAL			2	100%	2
MD NOW URGENT CARE CENTER INC.			2	100%	2
GIGI WOOD DAVIS DO-FAMILY MEDICINE		2			2
WISCONSIN STATE LABORATORY OF HYGIENE		1	1	50%	2
JOHNNIE RUTH CLARKE LAB			2	100%	2
CARE CENTERS OF NASSAU LLC MINER ROAD SOUTH		2			2
SOUTH CAROLINA DEPT OF HEALTH AND ENVIRONMENT CONTROL		2			2
MEDLAB INC		2			2
CHEROKEE COUNTY HEALTH AND REHAB CENTER		2			2
MINUTECLINIC DIAGNOSTIC PA #7110		2			2
MED FUSION			2	100%	2
MEDICAL CITY DALLAS HOSPITAL			2	100%	2
SPRING HILL REGIONAL HOSPITAL			2	100%	2
COVID PROCESSING SITE			2	100%	2
Medilodge of Montrose		2			2
OHIO HEALTH DOCTORS HOSPITAL			2	100%	2
MEDICAL CENTER LABORATORY			2	100%	2
MEDEXPRESS URGENT CARE-WILKINS TOWNSHIP, WILLIAM PENN HIGHWAY		2			2
ATLAS GENOMICS			2	100%	2
FLAGLER PROFESSIONAL HEALTH CAE SERVICES INC		2			2
FLORIDA KEYS PED & ADOLES CTR			2	100%	2
FLORIDA MEDICAL CLINIC CARDIOLOGY-ZH			2	100%	2
BAYFRONT FAMILY HEALTH CENTER			2	100%	2
MEDEXPRESS URGENT CARE, BELLE VERNON		2			2
SIGNATURE CARE LEWISVILLE-EMERGENCY CENTER		1	1	50%	2
MINUTECLINIC, LLC #1796		1	1	50%	2
USCG SECTOR ST PETE		1	1	50%	2
MINUTECLINIC MINUTECLINIC #921		2			2
BERGEN COUNTY SURGICAL AND ENDOSCOPY CENTER		2			2
MINUTECLINIC DIAG OF IND LLC #1138		1	1	50%	2
MINUTECLINIC DIAGNOSTIC OF TN PC #442		2			2
ADVENT HEALTH CENTRAL TEXAS		1	1	50%	2
ORANGE COUNTY HEALTH DEPARTMENT		1	1	50%	2
SURFSIDE URGENT CARE			2	100%	2
MINUTECLINIC DIAG OF IND, LLC #6648		1	1	50%	2
LOWELL GENERAL HOSPITAL			2	100%	2
MINUTECLINIC, LLC (CLINIC 10928)		2			2
MINUTE CLINIC LLC #5706		1	1	50%	2
NEW BRIDGE MEDICAL CENTER		2			2
GULF COAST PEDIATRICS OF SARASOTA PA		1	1	50%	2
JOHNS HOPKINS ALL CHILDRENS			2	100%	2
LIFT HEALTH		2			2
CRUC CMCH-COVID-19		2			2
BAYMEADOWS PRIMARY CARE		2			2
EP LTC PHARMACY		1	1	50%	2
BRITO MEDICAL CENTER			2	100%	2

# COVID-19: testing by laboratory

Data through Jan 2, 2021 verified as of Jan 3, 2021 at 09:25 AM

Data in this report are provisional and subject to change.

The numbers in the table below represent the number of Florida and non-Florida residents for whom test results were received by the Department of Health. A person can be tested by more than one laboratory and can have both positive and negative results. **Therefore, the sum of the numbers in each column will be larger than the total number of people tested.**

Reporting lab	Inconclusive	Negative	Positive	Percent positive	Total
RIVER CITY MEDICAL ASSOCIATES INC			2	100%	2
MERCY HEALTH LAB		1	1	50%	2
ST LUKES HOSPITAL			2	100%	2
OELWEIN HEALTH CARE CENTER		2			2
STUDENT HEALTH SERVICES			2	100%	2
TRINITAS REGIONAL MEDICAL CENTER		1	1	50%	2
INTEGRITY CLINICAL RESEARCH CENTER INC		1	1	50%	2
ADVANCED URGENT CARE LLC			2	100%	2
UT PATH			2	100%	2
MEDEXPRESS URGENT CARE - BRIDGEVILLE		2			2
NEBRASKA MEDICAL CENTER			2	100%	2
SPECIALTY LABORATORIES			2	100%	2
MEMORIAL HERMANN			2	100%	2
UK HEALTHCARE			2	100%	2
Greystone Nursing and Rehab, LLC			2	100%	2
DEPT OF HEALTH			2	100%	2
JUST BELIEVE RECOVERY CENTER			2	100%	2
Avanti Wellness and Rehab			2	100%	2
PM PEDIATRICS OF BAYSIDE PLLC - HOPEWELL JUNCTION		2			2
MINUTECLINIC DIAG OF IND, LLC #6472		2			2
MINUTECLINIC DIAGNOSTIC OF TN PC #242		2			2
APC PEDIATRICS			2	100%	2
LONG ISLAND UNIVERSITY - POST CAMPUS		2			2
MINUTECLINIC, LLC, DBA MINUTECLINIC #6		2			2
THE LITTLE CLINIC			2	100%	2
UW HOSPITAL AND CLINICS		1	1	50%	2
URGENT MED INC		1	1	50%	2
DELCARE PA			2	100%	2
SCIENTIA DIAGNOSTICS			2	100%	2
INDIANA STATE DEPARTMENT OF HEALTH LABORATORIES			2	100%	2
MINUTECLINIC DIAGNOSTIC OF TN, PC 6438		1	1	50%	2
INTERNAL MEDICINE ASSOCIATES-DUNELLON			2	100%	2
OKEECHOBEE URGENT CARE			2	100%	2
CERTIVIA LABORATORIES			2	100%	2
ADEPT INPATIENT MEDICAL SERVICES PC		2			2
Alden Terrace of McHenry			2	100%	2
COASTAL COMPLETE CARE			2	100%	2
MEDEXPRESS URGENT CARE - SOUTH CHARLESTON		2			2
CARENOW-LEBANON		1	1	50%	2
CSS- TWELVE OAKS			2	100%	2
PALM MEDICAL CENTER - PLANT CITY□		2			2
ACCESS MEDICAL GROUP OF FLORIDA CITY			2	100%	2
KINGS BAY PEDIATRICS LLC			2	100%	2
CITY OF NEW YORK DEPARTMENT OF HEALTH			2	100%	2
PALM BAY COMMUNITY OUTPATIENT CLINIC		2			2
KINDRED HOSPITAL OCALA		2			2
JUPITER MEDICAL CENTER URGENT CARE - STUART			2	100%	2

# COVID-19: testing by laboratory

Data through Jan 2, 2021 verified as of Jan 3, 2021 at 09:25 AM

Data in this report are provisional and subject to change.

The numbers in the table below represent the number of Florida and non-Florida residents for whom test results were received by the Department of Health. A person can be tested by more than one laboratory and can have both positive and negative results. **Therefore, the sum of the numbers in each column will be larger than the total number of people tested.**

Reporting lab	Inconclusive	Negative	Positive	Percent positive	Total
WISE HEALTH SYSTEM		1	1	50%	2
Gracemore Nursing and Rehab		2			2
LAKE MARY HEALTH AND REHABILITATION CENTER		1	1	50%	2
PHYSICIANS QUALITY CARE			2	100%	2
Great Lakes Health Center			2	100%	2
UC CORAL GABLES			2	100%	2
YOUTH AND YOU, INC		2			2
SUNCOAST BLOOD BANK			2	100%	2
ADVOCATE SHERMAN HOSPITAL			2	100%	2
CORAL REEF NURSING & REHABILITATION CENTER		2			2
DEPARTMENT OF HEALTH AND HUMAN SERVICES			2	100%	2
Parkridge Specialty Care		2			2
SKIPPACK MEDICAL LAB			2	100%	2
MINUTECLINIC 7196		2			2
MED TECH SERVICES OF PALM BEACH INC		2			2
SOUTHERN TENNESSEE MEDICAL CENTER			2	100%	2
ST VINCENTS AMBULATORY CARE INC DBA			2	100%	2
CORNERSTONE MEDICAL CARE OF BRANDON		2			2
MEDEXPRESS URGENT CARE - LINCOLN VILLA		2			2
DIAGNOSTIC & MEDICAL SPECIALISTS OF GREENWICH		2			2
Iowa Veterans Home		2			2
MINUTECLINIC, LLC #05814		2			2
WINCHESTER MEDICAL CENTER			2	100%	2
MEADOWS AT CYPRESS GARDENS, THE		2			2
GRAND VILLA OF MELBOURNE			2	100%	2
SANIBEL MEDICAL CLINIC			2	100%	2
CARILLON SPORTS AND FAMILY MEDICINE		1	1	50%	2
BETHPAGE EXTENDED HOURS CENTER		2			2
Gulf Shore Care Center			2	100%	2
MINUTECLINIC DIAGNOSTIC OF OHIO #7790		1	1	50%	2
KAILOS GENETICS INC			2	100%	2
FEDERAL CORRECTIONAL INSTITUTION MARIANNA			2	100%	2
NATIONAL JEWISH HEALTH			2	100%	2
MINUTECLINIC DIAGNOSTIC OF PENNSYLVAN		2			2
MEDEXPRESS URGENT CARE - DERBY N ROCK		1			1
Miller Health Care Center			1	100%	1
BREVARD FAMILY WALK IN CLINIC			1	100%	1
GUIDEWELL EMERGENCY MEDICINE DOCTORS LLC #33			1	100%	1
DOC PAM PA		1			1
LAKELAND MEDICAL CENTER			1	100%	1
ALIMETRIX INC		1			1
LABORATORY COPRORATION OF AMERICA			1	100%	1
BEAUMONT HOSPITAL, GROSSE POINTE			1	100%	1
Alden Lincoln Park			1	100%	1
ADVANCED URGENT CARE PLLC		1			1
San Antonio Residence and Rehabilitation Center		1			1
ADVANCED LABORATORY SERVICES			1	100%	1

# COVID-19: testing by laboratory

Data through Jan 2, 2021 verified as of Jan 3, 2021 at 09:25 AM

Data in this report are provisional and subject to change.

The numbers in the table below represent the number of Florida and non-Florida residents for whom test results were received by the Department of Health. A person can be tested by more than one laboratory and can have both positive and negative results. **Therefore, the sum of the numbers in each column will be larger than the total number of people tested.**

Reporting lab	Inconclusive	Negative	Positive	Percent positive	Total
FELD ENTERTAINMENT			1	100%	1
FLORIDA HEART AND VASCULAR MULTISPECIALTY GROUP PA			1	100%	1
HOLSTON MEDICAL GROUP		1			1
RABI SINHA, MD		1			1
Villa Maria			1	100%	1
CLIFTON-FINE HOSPITAL LABORATORY		1			1
ARIZONA STATE LABORATORY			1	100%	1
Kroger - KR070300083			1	100%	1
LAKEVIEW HEALTHCARE SYSTEM LLC			1	100%	1
Peninsula Nursing and Rehabilitation Center		1			1
OMNI HEALTHCARE INC			1	100%	1
COMPASSION PEDIATRICS			1	100%	1
MINUTECLINIC DIAGNOSTIC OF NORTH CAROLINA PC #5341		1			1
MIAMI CHILDRENS HOSPITAL MIDTOWN OUTPATIENT CENTER			1	100%	1
POPLAR HEALTHCARE			1	100%	1
Bolingreen Health and Rehabilitation		1			1
WELLMED AT LINEBAUGH AVE			1	100%	1
MISSOURI DEPARTMENT OF HEALTH AND SENIOR SERVICES - STATE PH LAB		1			1
ADVANCED INDIVIDUALIZED MEDICINE OF NAPLES			1	100%	1
NORTHERN KENTUCKY HEALTH DEPARTMENT			1	100%	1
ABSOLUTE HEALTH INTERNAL MEDICINE AND PEDIATRICS		1			1
CENTRAL FLORIDA HOSPITALIST			1	100%	1
WINTER GARDEN CHILDREN'S HEALTH CENTERS			1	100%	1
PANCARE HEALTH - HOSFORD SCHOOL			1	100%	1
FLORIDA DEPARTMENT OF HEALTH IN ESCAMBIA COUNTY		1			1
BROOKS REHAB			1	100%	1
YOUR KIDS URGENT CARE			1	100%	1
Redwood Springs Healthcare			1	100%	1
MEMORIAL HOSPITAL MIRAMAR WAIVED TESTING			1	100%	1
MERITUS MEDICAL CENTER			1	100%	1
XSTREMEMD			1	100%	1
UMHC HOLLYWOOD LABORATORY			1	100%	1
LEE MEMORIAL HOSPITAL OUTPATIENT SURGERY CENTER			1	100%	1
NORTH BROWARD MEDICAL CENTER			1	100%	1
GATEWAY HEALTHCARE, PC			1	100%	1
ROBERTS WESLEYAN COLLEGE HEALTH CENTE		1			1
KEY WEST BRANCH MEDICAL CLINIC			1	100%	1
MINUTECLINIC LLC #5157			1	100%	1
DERMDX, DIV OF AURORA DIAGNOSTICS/BERNHARDT LAB		1			1
HAYS CLINICAL LAB			1	100%	1
WillowBrooke Court at Westminster Village		1			1
HARDIN MEMORIAL HOSPITAL - HEARTLAND PATHOLOGY CONSULTANTS			1	100%	1
RIVERTON CBOC			1	100%	1
Monument Health Strugis Care Center		1			1
JOHN D. ARCHBOLD MEMORIAL HOSPITAL			1	100%	1
PROVIDENCE HOSPITAL			1	100%	1
VELOCITY URGENT CARE			1	100%	1



# COVID-19: testing by laboratory

Data through Jan 2, 2021 verified as of Jan 3, 2021 at 09:25 AM

Data in this report are provisional and subject to change.

The numbers in the table below represent the number of Florida and non-Florida residents for whom test results were received by the Department of Health. A person can be tested by more than one laboratory and can have both positive and negative results. **Therefore, the sum of the numbers in each column will be larger than the total number of people tested.**

Reporting lab	Inconclusive	Negative	Positive	Percent positive	Total
ANDREWS			1	100%	1
MARINA DEL REY HOSPITAL LAB			1	100%	1
LAKE VIEW COURT		1			1
CORNERSTONE OF RECOVERY INC		1			1
CANDLER HOSPITAL			1	100%	1
Riverside Nursing & Rehabilitation Center		1			1
PLEASANT RIDGE MANOR WEST		1			1
BLACK STALLION WALK IN AND EXERCISE CLINICS LLC		1			1
CAREWELL 203			1	100%	1
PARKWAY REGIONAL MEDICAL CENTER LAB			1	100%	1
GENESIS MICROBIOLOGY LAB		1			1
Oregon Veterans Home The Dalles		1			1
GSM OCED Subsection			1	100%	1
SUNY AT STONY BROOK			1	100%	1
UCH LAB			1	100%	1
NEMOURS CHILDREN'S PRIMARY CARE, ST CLOUD			1	100%	1
LABONE		1			1
MINUTECLINIC DIAG OF IND, LLC #6697		1			1
HEARTLAND REGIONAL MEDICAL CENTER		1			1
HOME AIDE SVC OF EASTERN NY INC D/B/A		1			1
THE HEART HOSPITAL BAYLOR PLANO			1	100%	1
Garden Isle Healthcare and Rehabilitation Center		1			1
ADVANCE GASTROENTEROLOGY			1	100%	1
KNOX COMMUNITY HOSPITAL			1	100%	1
BODYK			1	100%	1
Greystone Health Care Center		1			1
STUART SURGERY CENTER, LLC			1	100%	1
PALM COAST DRAW STATION/AMERICAN HEALTH ASSOCIATES		1			1
EASTMAN HEALTHCARE & REHAB		1			1
MEDEXPRESS URGENT CARE - SOMERSET TOWNSHIP		1			1
LEE MEMORIAL HOSPITAL BLOOD GAS LAB			1	100%	1
LITTLE FALLS HOSPITAL LABORATORY		1			1
MINUTE CLINIC DIAGNOSTIC OF VIRGINIA, LLC #6292		1			1
TEVAPHARM			1	100%	1
BAPTIST HEALTH LEXINGTON			1	100%	1
ATHENS LIMESTONE HOSPITAL		1			1
KIDSVILLE PEDIATRICS III PA			1	100%	1
AMD			1	100%	1
BEAUMONT HOSPITAL			1	100%	1
FASTCARE LLC			1	100%	1
LEHIGH REGIONAL WOUND CENTER			1	100%	1
HALEYVILLE HEALTH CARE CENTER		1			1
COMMUNITY MEDICAL CENTER-ORANGE CITY		1			1
JAX FAMILY CARE		1			1
SUN CLINICAL LABORATORIES			1	100%	1
The Evangelical Lutheran Good Samaritan Society Prescott Village		1			1
ARCADIA DIALYSIS CENTER			1	100%	1

# COVID-19: testing by laboratory

Data through Jan 2, 2021 verified as of Jan 3, 2021 at 09:25 AM

Data in this report are provisional and subject to change.

The numbers in the table below represent the number of Florida and non-Florida residents for whom test results were received by the Department of Health. A person can be tested by more than one laboratory and can have both positive and negative results. **Therefore, the sum of the numbers in each column will be larger than the total number of people tested.**

Reporting lab	Inconclusive	Negative	Positive	Percent positive	Total
Kroger - KRO01100688			1	100%	1
INHEALTH LIFE SCIENCES LLC			1	100%	1
HUDSON REGIONAL HOSPITAL			1	100%	1
CROSSROADS URGENT CARE PLLC		1			1
ER NEAR ME HULEN		1			1
NORTH MIAMI BEACH SURGICAL CENTER			1	100%	1
MIAMI VASCULAR SURGERY			1	100%	1
Arch Plaza Nursing and Rehabilitation Center			1	100%	1
HANCOCK REGIONAL HOSPITAL		1			1
MEDEXPRESS URGENT CARE - FORT SMITH		1			1
ELITE CARE			1	100%	1
JACKSON MADISON CO. GEN. HOSPITAL			1	100%	1
MEDEXPRESS URGENT CARE, EDWARDSVILLE		1			1
CLINICAL LABORATORY DEPARTMENT			1	100%	1
SURGERY CENTER, THE			1	100%	1
INLET CONCIERGE MEDICINE			1	100%	1
PATHOLOGYT & LAB MEDICINE SERVICES			1	100%	1
HUNEYCUTT FAMILY PRACTICE			1	100%	1
PEDIATRICS IN NORTH FLORIDA PA			1	100%	1
MEDEXPRESS URGENT CARE - CONWAY		1			1
BRISTOL REGINAL MEDICAL CENTER			1	100%	1
Mercy Manor Transition Center			1	100%	1
US LABORATORIES			1	100%	1
HEALTH GUAGE			1	100%	1
MEDEXPRESS URGENT CARE - RUSSELLVILLE, W MAIN ST		1			1
Alden North Shore			1	100%	1
AUTUMN HOUSE			1	100%	1
BHA TITUSVILLE CLINIC			1	100%	1
BAPTIST HEALTH SURGERY CENTER			1	100%	1
ST. LUKES HOSPITAL			1	100%	1
MEDICAL CLINIC OF HOUSTON			1	100%	1
NORTH SHORE MEDICAL CENTER - SALEM HOSPITAL			1	100%	1
MED CHOICE CENTER OF NORTH MIAMI			1	100%	1
JACK M MATHENY II MD			1	100%	1
CLINTON DRUG STORE		1			1
ST. VINCENT HOSPITAL			1	100%	1
PSL JAX BEACH OPERATIONS LLC			1	100%	1
MINUTECLINIC, LLC #7139		1			1
EVERGREEN NURSING HOME		1			1
FLORIDA HOSPITAL ORMOND BEACH			1	100%	1
CLARKSVILLE MANOR INC		1			1
THYROID SPECIALTY LABORATORY			1	100%	1
HELEN HAYES HOSPITAL LABORATORY		1			1
SAINT JOSEPHS HOSPITAL OF ATLANTA			1	100%	1
METHODISM MIDLOTHIAN MEDICAL CENTER			1	100%	1
NICKLAUS CHILDREN'S DORAL OUTPATIENT CENTER			1	100%	1
JUPITER PEDIATRIC ASSOCIATES, PA			1	100%	1

# COVID-19: testing by laboratory

Data through Jan 2, 2021 verified as of Jan 3, 2021 at 09:25 AM

Data in this report are provisional and subject to change.

The numbers in the table below represent the number of Florida and non-Florida residents for whom test results were received by the Department of Health. A person can be tested by more than one laboratory and can have both positive and negative results. **Therefore, the sum of the numbers in each column will be larger than the total number of people tested.**

Reporting lab	Inconclusive	Negative	Positive	Percent positive	Total
ROCKLEDGE HEALTH & REHABILITATION CENTER			1	100%	1
SERENADES BY SONATA		1			1
Florence Home		1			1
UMASS MEMORIAL/MARLBORO HOSPITAL			1	100%	1
OUCH URGENT CARE			1	100%	1
Oakview Manor Health and Rehab		1			1
CALIFORNIA PUBLIC HEALTH LABORATORY			1	100%	1
DAYTONA BEACH CENTRA CARE			1	100%	1
CLINICAL MICROBIOLOGY LAB FAIRVIEW UNIVERSITY HOSPITAL			1	100%	1
MID-FLORIDA CANCER CENTERS		1			1
BAPTIST HOSPITAL OF MIAMI MCI BROWARD LABORATORY			1	100%	1
GREATER TAMPA AT HOME			1	100%	1
MOUNT SINAI MEDICAL CENTER OF FLORIDA, INC			1	100%	1
Oak Hill Health & Rehabilitation Center			1	100%	1
CACERES SPECIALIZED GYNECOLOGY		1			1
Elm Crest Senior Living Community		1			1
ADVENTHEALTH MEDICAL GROUP UROLOGY AT EAST ORLANDO		1			1
VA OPTOMETRY CLINIC			1	100%	1
VIRGINIA UROLOGY		1			1
RIVERSIDE COUNTY PUBLIC HEALTH LABORATORY			1	100%	1
IDAHO HEALTH DEPARTMENT			1	100%	1
OXY-GENLAB			1	100%	1
MIAMI CEREBRAL PALSY RESIDENTIAL			1	100%	1
MINNESOTA DEPARTMENT OF HEALTH LABORATORY			1	100%	1
MEMORIAL HOSPITAL OF TAMPA			1	100%	1
CARENOW URGENT CARE – SPRING			1	100%	1
ISLANDS ASSISTED LIVING FACILITY,THE			1	100%	1
CVS MINUTE CLINIC DIAGNOSTIC MED GRP OF CAL		1			1
IZ MEDICAL		1			1
BRUCE S WEST MD			1	100%	1
TITUS REGIONAL MEDICAL CENTER			1	100%	1
SCRIPPS CLINIC MEDICAL			1	100%	1
MERRILL GARDENS AT CHAMPIONSGATE			1	100%	1
TALLAHASSEE MEMORIAL HEALTHCARE			1	100%	1
Raleigh Center (WV)			1	100%	1
UNIVERSITY URGENT CARE			1	100%	1
Robert Wood Johnson University Hospital			1	100%	1
EAST TENNESSEE STATE UNIVERSITY		1			1
SV MOBILE HEALTH			1	100%	1
MINUTECLINIC #2797		1			1
ELEMENTS PHARMACY			1	100%	1
CORIZON HEALTH INC			1	100%	1
MEDEXPRESS URGENT CARE-MEADVILLE			1	100%	1
Community Compassion Center of Batesville			1	100%	1
Kroger 717 - The Little Clinic Dolphin Drive			1	100%	1
ST CLOUD COMPOUNDING PHARMACY & WELLNESS CENTER		1			1
WEST DADE PEDIATRICS			1	100%	1

# COVID-19: testing by laboratory

Data through Jan 2, 2021 verified as of Jan 3, 2021 at 09:25 AM

Data in this report are provisional and subject to change.

The numbers in the table below represent the number of Florida and non-Florida residents for whom test results were received by the Department of Health. A person can be tested by more than one laboratory and can have both positive and negative results. **Therefore, the sum of the numbers in each column will be larger than the total number of people tested.**

Reporting lab	Inconclusive	Negative	Positive	Percent positive	Total
441 URGENT CARE CENTER - BROWNWOOD			1	100%	1
BROOKSHIRE, THE			1	100%	1
ADVENT HEALTH - OWASA			1	100%	1
Eddy Memorial Geriatric Center		1			1
Accordius Health at Gastonia			1	100%	1
MID FLORIDA BIOLOGICALS			1	100%	1
Tremont Health & Rehabilitation Center		1			1
WINKLER COURT			1	100%	1
ST JOHNS EPISCOPAL HOSPITAL SOUTH SHORE		1			1
CARESPOT - OCOEE			1	100%	1
Falmouth By The Sea			1	100%	1
LOUISIANA STATE LAB			1	100%	1
WALGREEN#12147		1			1
SHANDS JACKSONVILLE CLINICAL CENTER			1	100%	1
HEALTH FIRST MEDICAL GROUP LLC			1	100%	1
KANSAS CITY VA MEDICAL CENTER			1	100%	1
HOLMES FAMILY PRACTICE PA			1	100%	1
MORGAN STANELY HEALTH CENTER		1			1
PRIMACARE MEDICAL LAKEWOOD			1	100%	1
TREASURE COAST PRIMARY CARE		1			1
CAREHERE LLC			1	100%	1
DUKE HEALTH REGIONAL HOSPITAL			1	100%	1
FLAGLER PROFESSIONAL HEALTH CARE SERVICES INC		1			1
Heartland of Perrysburg		1			1
LAB. CORP. OF AMERICA			1	100%	1
ALLEGHENY GENERAL HOSPITAL			1	100%	1
PROVIDENCE ST PETER HOSPITAL		1			1
CLERMONT HEALTH DEPARTMENT			1	100%	1
RIVERSIDE MEDICAL CENTER		1			1
PULMONARY MEDICINE		1			1
PALMETTO PRIMARY CARE PHYSICIANS			1	100%	1
MINUTECLINIC DIAG OF IND, LLC #6908		1			1
Trucare Living Centers - Columbus		1			1
CATHEDRAL GERONTOLOGY CENTER DBA CATHEDRAL CARES			1	100%	1
SYNEOS HEALTH			1	100%	1
ROAN MOUNTAIN MEDICAL CENTER			1	100%	1
ROSE HAVEN NURSING CENTER		1			1
OHIO VALLEY MANOR NURSING &		1			1
DIGNITY HEALING LLC			1	100%	1
URGENT CARE OF FORT LAUDERDALE INC			1	100%	1
Aspire Physical Recovery Center at Cahaba River		1			1
MINUTECLINIC, LLC #4507		1			1
VETERANS AFFAIRS MEDICAL CENTER - EAST ORANGE			1	100%	1
Village Crest Center for Health & Rehabilitation		1			1
GENESIS FAMILY PRACTICE			1	100%	1
ADVENTHEALTH MEDICAL GROUP INTERNAL MEDICINE AT			1	100%	1
WESLEY MEDICAL CENTER			1	100%	1

# COVID-19: testing by laboratory

Data through Jan 2, 2021 verified as of Jan 3, 2021 at 09:25 AM

Data in this report are provisional and subject to change.

The numbers in the table below represent the number of Florida and non-Florida residents for whom test results were received by the Department of Health. A person can be tested by more than one laboratory and can have both positive and negative results. **Therefore, the sum of the numbers in each column will be larger than the total number of people tested.**

Reporting lab	Inconclusive	Negative	Positive	Percent positive	Total
MALUHIA		1			1
Livingston County Center for Nursing and Rehabilitation		1			1
DILELLA			1	100%	1
MOUNT SINAI AVENTURA DIAGNOSTIC CENTER			1	100%	1
OMNI HEALTHCARE URGENT CARE			1	100%	1
Lemont Nursing and Rehab Center			1	100%	1
DOCTORS CARE OF PALM COAST			1	100%	1
MEDEXPRESS URGENT CARE - LITTLE ROCK		1			1
VA ST LOUIS HEALTH CARE SYSTEM			1	100%	1
BEAUFORT MEMORIAL			1	100%	1
LAB PLUS, LLC			1	100%	1
FLORIDA MEDICAL CLINIC PA GI			1	100%	1
SHARON REGIONAL MEDICAL CENTER			1	100%	1
ACCURATE HEALTH SERVICES CORP			1	100%	1
LCMC LAB SUBSECTION		1			1
THE CHILDREN'S HOSPITAL OF PHILADELPHIA		1			1
HEALTH ALLIANCE			1	100%	1
Lutheran Community at Telford		1			1
NORTH SHORE HEMATOLOGY-ONCOLOGY ASSOCI		1			1
SKYRIDGE CLINICAL ASSOCIATES		1			1
CHP COVID-19 (TX)			1	100%	1
NORTH FLORIDA EVALUATION AND TREATMENT CENTER		1			1
CONCIERGE INTERNAL MEDICINE ASSOCIATES			1	100%	1
Integrity Healthcare of Carbondale			1	100%	1
CARESPOT URGENT CARE		1			1
ASCENSION ST VINCENT'S MEDICAL CENTER			1	100%	1
MEDAC AT PORTERS NECK			1	100%	1
IRA FIALKO DO			1	100%	1
HEALTH PLUS SUNRISE MEDICAL OFFICE			1	100%	1
PHYSICIANS URGENT CARE			1	100%	1
MADISON AT OVIEDO			1	100%	1
RM PHARMACY SERVICES INC		1			1
PUTNAM COUNTY SHERIFFS OFFICE		1			1
ILLINOIS DEPT OF PUBLIC HEALTH LABS			1	100%	1
CVS MINUTE CLINIC #5836		1			1
HACKENSACK UNIVERSITY MEDICAL CENTER		1			1
Signature Healthcare of Savannah		1			1
Victory Health and Rehabilitation			1	100%	1
MIDWAY SPECIALTY CARE CENTER INC		1			1
KINGWOOD EMERGENCY HOSPITAL			1	100%	1
MINUTECLINIC DIAGNOSTIC OF OHIO #3407		1			1
MILFORD REGIONAL HOSPITAL			1	100%	1
ADVENTHEALTH IMAGING LAKE NONA			1	100%	1
UMMC MIDTOWN CAMPUS			1	100%	1
CONSOLIDATED			1	100%	1
HOLYOKE MEDICAL CENTER			1	100%	1
PHYSICIAN ASSOCIATES, LLC			1	100%	1



# COVID-19: testing by laboratory

Data through Jan 2, 2021 verified as of Jan 3, 2021 at 09:25 AM

Data in this report are provisional and subject to change.

The numbers in the table below represent the number of Florida and non-Florida residents for whom test results were received by the Department of Health. A person can be tested by more than one laboratory and can have both positive and negative results. **Therefore, the sum of the numbers in each column will be larger than the total number of people tested.**

Reporting lab	Inconclusive	Negative	Positive	Percent positive	Total
ST. LUKE'S HOSPITAL			1	100%	1
PRIORITY CARE LLC			1	100%	1
FAMILY PRACTICE ASSOCIATES		1			1
LABORATORIO MEDICO CENTRAL CONDOMINO MD			1	100%	1
ADVENTHEALTH MEDICAL GROUP COMMUNITY MEDICINE			1	100%	1
DE TAR HOSPITAL			1	100%	1
RIVERSIDE METHODIST HOSPITAL LAB			1	100%	1
Ramsey Village		1			1
NITIN BAWA PROFESSIONAL ASSOCIATES			1	100%	1
EXPRESS LAB LIVINGSTON			1	100%	1
MEMORIAL HEALTH UNIVERSITY MEDICAL CENTER			1	100%	1
ARLINGTON ADULT RESIDENTIAL FACILITY, INC			1	100%	1
MEDEXPRESS-DOVER		1			1
LAKE CO SCHOOLS EMPLOYEE HEALTH & WELLNESS CENTER			1	100%	1
UNIVERSITY COMMUNITY HEALTH SERVICES			1	100%	1
MDS PHARMA SERVICES		1			1
Waters of Covington		1			1
SANTA CLARA VALLEY MEDICAL CENTER			1	100%	1
MANATEE MEMORIAL HOSPITAL CLINICAL LABORATORY			1	100%	1
MICROBIOLOGY DEPARTMENT			1	100%	1
STEWART FLORIDA ALF, INC			1	100%	1
PM PEDIATRICS PC			1	100%	1
CUSTOM SCRIPTS PHARMACY		1			1
TALLAHASSEE PRIMARY CARE ASSOCIATES PA			1	100%	1
PCR DIAGNOSTICS			1	100%	1
COVID RAPID LABS			1	100%	1
THE EDGEWATER AND WATERMAN VILLAGE			1	100%	1
MEMORIAL HERMANN SOUTHWEST HOSPITAL			1	100%	1
SPRINGFIELD HOSPITAL			1	100%	1
USC VERDUGO HILLS HOSPITAL			1	100%	1
MINUTECLINIC DIAGNOSTIC OF NEW MEXICO LLC #7552		1			1
Birmingham Nursing & Rehab Center		1			1
LOPEZ		1			1
CONVENIENT MEDICAL AND HEALTH SERVICES			1	100%	1
ALLIED PHYSICIANS GROUP		1			1
JACKSONVILLE STATEFL			1	100%	1
COMMUNITY PHYSICIANS OF NORTH PORT PA			1	100%	1
INDIAN RIVER CLINICAL LABORATORY, INC.		1			1
NORTHSIDE HOSPITAL DULUTH			1	100%	1
UF HEALTH - WILDLIGHT			1	100%	1
TMH PHYSICIAN PARTNERS QUINCY			1	100%	1
SILVERMAN			1	100%	1
DASCENA LAB			1	100%	1
LIFELINK OF FLORIDA			1	100%	1
SPECTRUM LUDINGTON			1	100%	1
MORNINGSIDE NURSING AND REHABILITATION		1			1
ICARE		1			1

# COVID-19: testing by laboratory

Data through Jan 2, 2021 verified as of Jan 3, 2021 at 09:25 AM

Data in this report are provisional and subject to change.

The numbers in the table below represent the number of Florida and non-Florida residents for whom test results were received by the Department of Health. A person can be tested by more than one laboratory and can have both positive and negative results. **Therefore, the sum of the numbers in each column will be larger than the total number of people tested.**

Reporting lab	Inconclusive	Negative	Positive	Percent positive	Total
Juniper Village at Bucks County		1			1
Avante at Orlando		1			1
PINEVILLE PHARMACY			1	100%	1
2504-HOMEWOOD		1			1
WELLMED AT FORT PIERCE		1			1
CENTRAL CAROLINA HOSPITAL			1	100%	1
PRINCIPLE DIAGNOSTICS LLC			1	100%	1
Ash Flat Healthcare and Rehabilitation Center			1	100%	1
NEW YORK UNIVERSITY MEDICAL CENTER			1	100%	1
ENCOMPASS HEALTH REHABILITATION HOSPITAL OF LARGO			1	100%	1
COLLINS NURSING HOME		1			1
MIAMI RESCUE MISSION CLINIC INC			1	100%	1
HOWELL BRANCH COURT			1	100%	1
PM PEDIATRICS OF BAYSIDE, PLLC - RIVE		1			1
NEW HORIZON PRIMARY CARE LLC			1	100%	1
APOPKA FAMILY HEALTH CENTER			1	100%	1
TRAVIS LEE THOMPSON MD			1	100%	1
MINUTECLINIC DIAGNOSTIC, PA #10252		1			1
ANDREWS INSTITUTE AMBULATORY SURGERY CENTER		1			1
MINUTECLINIC DIAGNOSTIC, PA		1			1
FIT4LIFE MEDICAL CENTER			1	100%	1
Harbert Hills Academy Nursing Home		1			1
DAVID LAWRENCE CENTER INC			1	100%	1
MAYO CLINIC OUTPATIENT DIALYSIS CENTER			1	100%	1
ATHENA CARE RESOURCES LLC		1			1
Sherwood Oaks Health Center			1	100%	1
PALMA CEIA MED GROUP-SWANN		1			1
LOUNDY		1			1
UF KANAPAHA LAB BEAKER		1			1
ALBANY MEDICAL CENTER			1	100%	1
DEPARTMENT OF HEALTH SERVICES			1	100%	1
NEIGHBORCARE PHARMACY SERVICES		1			1
UNIVERSITY OF VERMONT MEDICAL CENTER			1	100%	1
HARMONY HEALTHCARE ORLANDO INC		1			1
OAK HAVEN REHAB AND NURSING CENTER			1	100%	1
BRIDGEWATER PARK ASSISTED LIVING LLC			1	100%	1
BAYFRONT HEAL WOUND CARE AND HYPERBARIC CENTER			1	100%	1
RENOWN REGIONAL MEDICAL CENTER			1	100%	1
LAKEWOOD RANCH MEDICAL CENTER CLINICAL LAB			1	100%	1
LOWER KEYS COMMUNITY HEALTH CENTER			1	100%	1
MOUNT SINAI COMPREHENSIVE CANCER CENTER			1	100%	1
BOSTON PUBLIC HEALTH COMMISSION			1	100%	1
HARDEE COUNTY FIRE RESCUE		1			1
ARNOLD PALMER HOSPITAL LAB POCT		1			1
WALGREENS #10308		1			1
METRO HEALTH HOSPITAL LABORATORY		1			1
MIDDLEBURG PEDIATRICS			1	100%	1

# COVID-19: testing by laboratory

Data through Jan 2, 2021 verified as of Jan 3, 2021 at 09:25 AM

Data in this report are provisional and subject to change.

The numbers in the table below represent the number of Florida and non-Florida residents for whom test results were received by the Department of Health. A person can be tested by more than one laboratory and can have both positive and negative results. **Therefore, the sum of the numbers in each column will be larger than the total number of people tested.**

Reporting lab	Inconclusive	Negative	Positive	Percent positive	Total
CLUB HEALTH AND REHABILITATION CENTER, THE		1			1
HIGHLANDS URGENT CARE			1	100%	1
HEALGEN SCIENTIFIC			1	100%	1
PALM BEACH DIABETES & ENDOCRINE SPECIALISTS PA			1	100%	1
PASCO COUNTY HEALTH DEPARTMENT			1	100%	1
MEDEXPRESS URGENT CARE - TOPEKA, SW WANAMAKER RD		1			1
Summit Medical Group Morristown Oncology		1			1
Good Samaritan Society - Albion		1			1
Parkview Care Center			1	100%	1
ATRIA TAMARAC			1	100%	1
MINUTECLINIC DIAGNOSTICS OF OKLAHOMA		1			1
COMMUNICABLE DISEASE CONTROL/PUBLIC HEALTH EMERGENCY PREPAREDNESS			1	100%	1
HARRINGTON PARK HEALTH AND REHAB		1			1
ALTA BATES SUMMIT MEDICAL CENTER CLINICAL LAB			1	100%	1
LAKE MARY OPTUM FLORIDA			1	100%	1
FLORIDA DEPARTMENT OF HEALTH SEMINOLE COUNTY		1			1
PARK AVENUE DERMATOLOGY NORTH			1	100%	1
SACRED HEART MEDICAL CENTER			1	100%	1
GOSHEN MEDICAL CENTER			1	100%	1
CVS HEALTH, #2043		1			1
BASCOM PALMER-MICRO LAB			1	100%	1
BERKSHIRE MEDICAL CENTER			1	100%	1
INNOVATIVE HEALTH DIAGNOSTIC OF CALIFORNIA			1	100%	1
Metairie Healthcare Center			1	100%	1
TWIN			1	100%	1
ST MARY'S OF SAGINAW		1			1
COVE AT THE MARBELLA,THE			1	100%	1
PRIMEX CLINICAL LABORATORIES INC			1	100%	1
MERCY - NORTH IOWA			1	100%	1
WELLMED AT APOLLO BEACH BLVD			1	100%	1
HEALTHCARE FOR THE HOMELESS			1	100%	1
DAVITA DIALYSIS-NORTH			1	100%	1
INFECTION CONTROL DEPT			1	100%	1
Cerenity Senior Care-White Bear Lake		1			1
DIXIE COUNTY EMERGENCY SERVICES			1	100%	1
Oakland Nursing and Rehabilitation Center		1			1
Douglas County Health Center		1			1
TMH FSU RAPID LABORATORY			1	100%	1
CSL PLASMA LAB			1	100%	1
EMERGENCY CARE SERVICES LAB AT JFK MEDICAL CENTER			1	100%	1
MCH PHYSICIANS GROUP			1	100%	1
BERRYHILL MANOR		1			1
ENCOMPASS HEALTH HOME HEALTH		1			1
University Plaza Rehabilitation and Nursing			1	100%	1
MINUTECLINIC DIAGNOSTIC OF OHIO #2964		1			1
FLORIDA PREMIER MEDICAL CARE PA			1	100%	1
BLUEWATER TOXICOLOGY			1	100%	1

# COVID-19: testing by laboratory

Data through Jan 2, 2021 verified as of Jan 3, 2021 at 09:25 AM

Data in this report are provisional and subject to change.

The numbers in the table below represent the number of Florida and non-Florida residents for whom test results were received by the Department of Health. A person can be tested by more than one laboratory and can have both positive and negative results. **Therefore, the sum of the numbers in each column will be larger than the total number of people tested.**

Reporting lab	Inconclusive	Negative	Positive	Percent positive	Total
HENRY FORD WEST BLOOMFIELD HOSPITAL			1	100%	1
EXAC CARE CROSSVILLE		1			1
WESTON COUNTY HEALTH SERVICES			1	100%	1
MEDICAL CENTER OF CENTRAL GEORGIA			1	100%	1
ANSWERS RESOURCE FACILITY		1			1
DEPARTMENT OF HEALTH/ NEW YORK			1	100%	1
NAPHCARE INC		1			1
SEASONS HOSPICE AND PALLIATIVE CARE OF			1	100%	1
MINUTECLINIC, LLC #4682		1			1
GIBSON AREA PRIMARY CARE			1	100%	1
LARKIN COMMUNITY HOSPITAL PALM SPRINGS CAMPUS			1	100%	1
MEDCARE QUALITY MEDICAL CENTER LLC			1	100%	1
ELLIS HOSPITAL URGENT CARE CENTER LAB		1			1
DAVENPORT PEDIATRICS CLERMONT PA		1			1
DR PHILLIPS CENTER FOR WELLNESS		1			1
JOHN KNOX MANOR INC II			1	100%	1
HUMILITY OF MARY HEALTH PARTNERS			1	100%	1
Diversicare of Smyrna		1			1
Vibrantlife of El Paso Rehabilitation Center			1	100%	1
CHIPOLA QUICK CARE			1	100%	1
NEMOURS CHILDRENS PRIMARY CARE CLERMONT			1	100%	1
BIODORON LABORATORIES			1	100%	1
UNIVERSITY OF IOWA HOSPITALS & CLINICS			1	100%	1
MAYO CLINICAL LABORATORIES		1			1
ANY LAB TEST NOW JACKSONVILLE		1			1
PARTNERS IN PRIMARY CARE		1			1
ADVENTHEALTH MEDICAL GROUP OBSTETRICS			1	100%	1
MRMC LAB MICRO			1	100%	1
MEDEXPRESS URGENT CARE - LEOMINSTER		1			1
PEACHEALTH LABORATORIES		1			1
MERCYONE DES MOINES MEDICAL CENTER			1	100%	1
ST JOSEPHS HOSPITAL SOUTH HOSPITAL			1	100%	1
ASSOCIATES MD MEDICAL GROUP INC			1	100%	1
SMITH KLINE			1	100%	1
THE MEDICAL CENTER AT BOWLING GREEN			1	100%	1
SUNCREST OMNI		1			1
OCALA REGIONAL KIDNEY CENTER EAST			1	100%	1
PREMIER PEDIATRICS			1	100%	1
RICHICHI FAMILY HEALTH			1	100%	1
Valley Center (WV)			1	100%	1
LANCASHIRE HALL NURSING AND REHABILITATION CENTER		1			1
CVS MINUTE CLINIC DIAG OF IND, LLC #6549		1			1
HENRY FORD HOSPITAL			1	100%	1
DORAL KIDNEY CENTER			1	100%	1
NEW ERA HEALTH CENTER INC		1			1
NEMOURS CHILDREN'S PRIMARY CARE			1	100%	1
INTERMOUNTAIN MEDICAL CENTER			1	100%	1

# COVID-19: testing by laboratory

Data through Jan 2, 2021 verified as of Jan 3, 2021 at 09:25 AM

Data in this report are provisional and subject to change.

The numbers in the table below represent the number of Florida and non-Florida residents for whom test results were received by the Department of Health. A person can be tested by more than one laboratory and can have both positive and negative results. **Therefore, the sum of the numbers in each column will be larger than the total number of people tested.**

Reporting lab	Inconclusive	Negative	Positive	Percent positive	Total
MINUTECLINIC DIAGNOSTIC MED GRP OF ORA			1	100%	1
ST GERARD'S COMMUNITY OF CARE		1			1
WALGREENS #01398			1	100%	1
UNIVERSITY OF SOUTH FLORIDA			1	100%	1
MEDEXPRESS URGENT CARE - SPRINGFIELD, COOLEY ST		1			1
SOUTH FLORIDA PEDIATRIC PARTNERS			1	100%	1
GRAND VIEW HOSPITAL			1	100%	1
BAYMEADOWS PEDIATRIC CARE		1			1
OMAHA VA MEDICAL CENTER			1	100%	1
SMITH NORTHVIEW HOSPITAL LAB			1	100%	1
ADVANCE HEALTH AND WELLNESS SOLUTIONS			1	100%	1
THOMAS HOSPITAL			1	100%	1
PUBLIX PHARMACY #1114			1	100%	1
ESOTERIC LAB			1	100%	1
TEXAS HEALTH ARLINGTON MEMORIAL		1			1
MEDICAL PAVILION CLINIC			1	100%	1
West Bay of Tampa Center			1	100%	1
ADVENTHEALTH PHYSICIAN GROUP - APPLEWOOD			1	100%	1
CITRONELLE HEALTH AND REHABILITATION CENTER		1			1
UNIVERSITY OF NORTH CAROLINA HOSPITALS			1	100%	1
FALKVILLE HEALTHCARE		1			1
RIVERSIDE REGIONAL MED CENTER			1	100%	1
TRIPLE O MEDICAL SERVICES INC			1	100%	1
BARRINGTON TERRACE NAPLES			1	100%	1
CLINICAL TRIALS OF TAMPA LLC		1			1
DAUGHTERS OF SARAH NURSING CENTER		1			1
SUSAN F. WILLIAMS M.D., P.A.			1	100%	1
MINUTECLINIC, LLC #09202		1			1
TENNOVA HEALTHCARE - CLEVELAND			1	100%	1
PRECISION CLINICAL RESEARCH			1	100%	1
MINUTECLINIC # 21110			1	100%	1
NEW YORK PRESBYTERIAN HOSPITAL			1	100%	1
RCP OF MEMORIAL WEST			1	100%	1
SPARTANBURG REGIONAL MEDICAL CENTER			1	100%	1
Parkside Manor		1			1
WEST VIRGINIA UNIVERSITY HOSPITALS			1	100%	1
RHODE ISLAND DEPARTMENT OF HEALTH LABORATORIES			1	100%	1
CLERMONT PEDIATRICS, PA			1	100%	1
HARRIS URGENT CARE CENTER			1	100%	1
STRINGFELLOW MEMORIAL HOSPITAL		1			1
FAIRVIEW SOUTHDALE			1	100%	1
YUMA REGIONAL MEDICAL CENTER			1	100%	1
DUKE UNIVERSITY POINT OF CARE TESTING PROGRAM			1	100%	1
CAROMONT HEALTH			1	100%	1
LAKE CONWAY URGENT CARE LLC		1			1
CARE CENTERS OF NASSAU, LLC - HENDRICKS RD		1			1
TAMPA HEALTH CARE PROVIDERS PA		1			1



# COVID-19: testing by laboratory

Data through Jan 2, 2021 verified as of Jan 3, 2021 at 09:25 AM

Data in this report are provisional and subject to change.

The numbers in the table below represent the number of Florida and non-Florida residents for whom test results were received by the Department of Health. A person can be tested by more than one laboratory and can have both positive and negative results. **Therefore, the sum of the numbers in each column will be larger than the total number of people tested.**

Reporting lab	Inconclusive	Negative	Positive	Percent positive	Total
LAKE COMMUNITY ACTION AGENCY		1			1
HENRICO DOCTOR'S LABORATORY			1	100%	1
IVAN, MAYA			1	100%	1
ALLIANCE LABORATORY SERVICES			1	100%	1
CHI ST. LUKE'S HEALTH BCM MEDICAL CENTER			1	100%	1
ARDEN COURTS OF LELY PALMS			1	100%	1
LAKE BALDWIN			1	100%	1
MEDEXPRESS URGENT CARE - ROSS TOWNSHIP		1			1
Rio Grande City Nursing and Rehab Center			1	100%	1
DISCOVERY AT HOME, LLC			1	100%	1
TAMPA URGENT CARE			1	100%	1
BROWNE MEDICAL LLC			1	100%	1
PALM BEACH COUNTY HEALTH DEPT.			1	100%	1
MEDICAL ASSOCIATES OF BREVARD LLC		1			1
WHITE-WILSON MEDICAL CENTER - FORT WALTON BEACH			1	100%	1
CARESPOT - LEE VISTA			1	100%	1
VAULT MEDICAL SERVICES			1	100%	1
Long Beach Care Center			1	100%	1
FAMILY MEDICINE MEDICAL DRIVE		1			1
MEDTOWN PHARMACY			1	100%	1
PEDIATRIC ASSOCIATES - MIAMI LAKES		1			1
Sears Coastal Nursing and Rehab		1			1
DEVANSH LAB WERKS		1			1
FLEMING ISLAND CENTER FOR CLINICAL RESEARCH		1			1
RCA LABORATORY SERVICES LLC			1	100%	1
MEDEXPRESS URGENT CARE - BECKLEY		1			1
VANAJA SUREDDI MD PA			1	100%	1
APS-SUMMIT CARE PHARMACY, LLC DBA OMNICARE		1			1
NASSAU COUNTY HEALTH DEPARTMENT-FERNANDINA BEACH C		1			1
LOGAN COUNTY HOSPITAL			1	100%	1
WATERS EDGE ELEMENTARY SCHOOL			1	100%	1
DIVERSICARE OF BIG SPRINGS		1			1
ASSISTED LIVING AT TREZEVANT		1			1
MID FLORIDA COMMUNITY SERVICES			1	100%	1
BLUFFTON HEALTH CENTER			1	100%	1
BRONSON METHODIST HOSPITAL			1	100%	1
RHODE ISLAND DEPARTMENT OF HEALTH			1	100%	1
FRESENIUS MEDICAL CARE			1	100%	1
MARQUETTE GENERAL HOSPITAL			1	100%	1
FORT CAROLINE GARDENS, INC		1			1
WMC HEALTH GROUP OF KISSIMMEE LLC			1	100%	1
HEART HOSPITAL OF LAFAYETTE: EMERGENCY ROOM			1	100%	1
DEPARTMENT OF HEALTH AND ENVIRONMENTAL CONTROL			1	100%	1
Portsmouth Health and Rehab			1	100%	1
TAMPA GENERAL MEDICAL GROUP LABORATORY HEALTHPARK			1	100%	1
American Fork Care Center dba Heritage Care Center		1			1
HIGH DESERT COURT GROUP HOME			1	100%	1

# COVID-19: testing by laboratory

Data through Jan 2, 2021 verified as of Jan 3, 2021 at 09:25 AM

Data in this report are provisional and subject to change.

The numbers in the table below represent the number of Florida and non-Florida residents for whom test results were received by the Department of Health. A person can be tested by more than one laboratory and can have both positive and negative results. **Therefore, the sum of the numbers in each column will be larger than the total number of people tested.**

Reporting lab	Inconclusive	Negative	Positive	Percent positive	Total
FLORIDA FAMILY LABORATORY		1			1
EDWARD HOSPITAL			1	100%	1
MEDEXPRESS URGENT CARE - PATRICK STREE			1	100%	1
COASTAL SKIN SURGERY AND DERMATOLOGY PL		1			1
LANTANA HC LAB			1	100%	1
WALGREENS #5130			1	100%	1
MC DIAGNOSTIC OF CONNECTICUT, PC #252			1	100%	1
ST PETE DIRECT PRIMARY CARE		1			1
CULINARY INSTITUTE OF AMERICA STUDENT		1			1
MC DIAGNOSTIC OF CONNECTICUT, PC #1043		1			1
INTEGRATED GENETICS SEQUENOM		1			1
C V S / PHARMACY #833		1			1
CARING PROFESSIONAL HEALTH CARE LLC		1			1
FLORIDA DEPARTMENT OF HEALTH IN CITRUS COUNTY		1			1
APOLLOMDX LLC			1	100%	1
Iron County Medical Care Facility		1			1
NORDX			1	100%	1
Regency Square			1	100%	1
TIMPANOGOS REGIONAL HOSPITAL			1	100%	1
OCALA RKC EAST HEMO #1			1	100%	1
HAVASU REGIONAL MEDICAL CENTER			1	100%	1
ROCKWALL URGENT CARE			1	100%	1
STANDIFER PLACE		1			1
PALM WEST INTERNIST PA			1	100%	1
UNITED HEALTHCARE			1	100%	1
Washington County Nursing H0me			1	100%	1
BASCOM PALMER EYE INSTITUTE			1	100%	1
NORTHEAST PEDIATRICS			1	100%	1
CAREHERE HUDSON BAY			1	100%	1
CAREWELL JW - WORCESTER LNC			1	100%	1
NORTHEAST TEXAS DIALYSIS		1			1
TMH PHYSICIAN PARTNERS			1	100%	1
BROOKDALE PALM COAST		1			1
EXPRESS CARE OF THE SHOALS		1			1
DOCTORS MEMORIAL HOSP HOME HEALTH CARE		1			1
WINCHESTER HOSPITAL			1	100%	1
JMC TALLAHASSEE, LLC			1	100%	1
ARIZA WELLNESS CARE LLC			1	100%	1
THOMASVILLE REGIONAL MEDICAL CENTER		1			1
DECATUR MORGAN HOSPITAL - DECATUR GENE		1			1
SUMMERFIELD PAIN MANAGEMENT			1	100%	1
AMI ST FRANCIS HOSPITAL LABORATORY			1	100%	1
LUVERNE HEALTH AND REHABILITATION		1			1
PROGENESIS INC			1	100%	1
Ravenwood Speciality Care		1			1
AZALEALAND NURSING HOME		1			1
ORLANDO HEALTH PHYSICIAN GROUP			1	100%	1

# COVID-19: testing by laboratory

Data through Jan 2, 2021 verified as of Jan 3, 2021 at 09:25 AM

Data in this report are provisional and subject to change.

The numbers in the table below represent the number of Florida and non-Florida residents for whom test results were received by the Department of Health. A person can be tested by more than one laboratory and can have both positive and negative results. **Therefore, the sum of the numbers in each column will be larger than the total number of people tested.**

Reporting lab	Inconclusive	Negative	Positive	Percent positive	Total
ASHLEY CLINICAL DIAGNOSTIC LABORATORY			1	100%	1
ROYAL PALM PEDIATRICS			1	100%	1
WILSON MEMORIAL HOSPITAL			1	100%	1
LSU MEDICAL CENTER			1	100%	1
ARDEN COURTS OF SEMINOLE			1	100%	1
ADVANCED RESEARCH AND DIAGNOSTIC LABORATORY UNIVERSITY OF MINNESOTA			1	100%	1
CERMAK HEALTH SERVICES			1	100%	1
SPECIALTY DRUG TESTING			1	100%	1
MEDEXPRESS URGENT CARE - ANDERSON		1			1
OCEAN MEDICAL CENTER		1			1
COSTCO PHARMACY #1023			1	100%	1
WALGREENS #15291		1			1
Broomall Manor		1			1
MEDEXPRESS URGENT CARE-MT PLEASANT			1	100%	1
MAINE CENTER FOR DISEASE CONTROL AND PREVENTION			1	100%	1
NORTHEAST FLORIDA HEALTH SERVICES			1	100%	1
15 TO KNOW			1	100%	1
Medicalodges Neosho			1	100%	1
ONPOINT URGENT CARE			1	100%	1
HIGHLAND PARK LAKEWOOD PRESTON HOLLOW			1	100%	1
BOSTON MEDICAL CENTER			1	100%	1
FAIRFIELD MEDICAL CENTER			1	100%	1
ST JOHNS MEDICAL CENTER		1			1
THE ARLINGTON OF NAPLES INC.			1	100%	1
AVON PARK CLUSTER		1			1
MED TECH CLINICAL LABORATORY		1			1
NANCY M WORTHINGTON MD PA			1	100%	1
KANA MEDICAL			1	100%	1
FLORIDA STATE UNIVERSITY HEALTH SERVICES			1	100%	1
STANLY REGIONAL MEDICAL CENTER			1	100%	1
ACN PHYSICIANS GROUP CORP			1	100%	1
MT CARMEL PHARMACY INC		1			1
NORTH SHORE HEMATOLOGY-ONCOLOGY ASSOCIATES		1			1
CENTRAL TX URGENT CARE			1	100%	1
Glen Oaks Health and REhabilitation		1			1
AFFILIATED LABORATORIES INC			1	100%	1
ST CATHERINE HOSPITAL LABORATORY			1	100%	1
SUPERKIDS PEDIATRICS			1	100%	1
NASSAU UNIVERSITY MEDICAL CENTER DEPT		1			1
SOUTHWEST FLORIDA DIVISION LAB			1	100%	1
LAWRENCE GENERAL HOSPITAL			1	100%	1
MINUTECLINIC DIAG OF IND, LLC #5369		1			1
MINUTECLINIC, LLC #1452		1			1
ACCESS MEDICAL GROUP OF TAMPA INC			1	100%	1
NIBHA MEDIRATTA MD PL			1	100%	1
RAMBAM URGENT CARE			1	100%	1
BIOMAT ORLANDO		1			1

# COVID-19: testing by laboratory

Data through Jan 2, 2021 verified as of Jan 3, 2021 at 09:25 AM

Data in this report are provisional and subject to change.

The numbers in the table below represent the number of Florida and non-Florida residents for whom test results were received by the Department of Health. A person can be tested by more than one laboratory and can have both positive and negative results. **Therefore, the sum of the numbers in each column will be larger than the total number of people tested.**

Reporting lab	Inconclusive	Negative	Positive	Percent positive	Total
PORT ORANGE NURSING & REHAB			1	100%	1
SMA BEHAVIORAL HEALTH SERVICES INC		1			1
LEHIGH MEDICAL AND RESEARCH CENTER, INC			1	100%	1
SOUTH FLORIDA URGENT CARE CENTERS, LLC			1	100%	1
OSF ST JOSEPH MEDICAL CENTER			1	100%	1
BOND COUNTY HEALTH DEPARTMENT			1	100%	1
HAWAII DEPARTMENT OF HEALTH LAB			1	100%	1
CARESPOT EXPRESS HEALTHCARE BOYNTON BEACH			1	100%	1
Strasburg Care Center		1			1
MINUTECLINIC DIAG OF IND LLC #1367		1			1
NEVADA DEPARTMENT OF HEALTH AND HUMAN SERVICES			1	100%	1
STATE OF FLORIDA			1	100%	1
SACRED HEART HEALTH SYSTEM- MIDWIFE PROGRAM			1	100%	1
Shoreline Care Center			1	100%	1
ST PETERSBURG PEDIATRICS-SEMINOLE BLVD			1	100%	1
MEDEXPRESS - WILMINGTON CONCORD PIKE		1			1
ORLANDO FAMILY PHYSICIANS			1	100%	1
EAST COAST INSTITUTE FOR RESEARCH LLC			1	100%	1
ADVANCE MD CARE			1	100%	1
MINUTECLINIC DIAG OF IND, LLC #6553		1			1
ENZO LABS INC			1	100%	1
JS HEALTHCARE			1	100%	1
ADVANCED URGENT CARE CENTER			1	100%	1
BEAUMONT REFERENCE LABORATORY			1	100%	1
ALABAMA REFERENCE LAB			1	100%	1
Manassas Health & Rehab			1	100%	1
Niles Nursing and Rehab. Center		1			1
ORMC-ARDEN/EOI			1	100%	1
Consulate Health Care of Tallahassee			1	100%	1
FAST PACE MEDICAL CLINIC PLLC		1			1
BUFFALO VAMC			1	100%	1
ATHENA PLASTIC SURGERY		1			1
WATERTOWN URGENT CARE		1			1
LABORATORIO BUENA SALUD			1	100%	1
NHC HealthCare St. Charles		1			1
BROOKS -TLC HOSPITAL SYSTEM			1	100%	1
COVENANT HEALTH		1			1
HARBOUR ISLAND PEDIATRICS LLC			1	100%	1
GOOD SAMARITAN SOCIETY - DE SMET		1			1
HAMILTON COUNTY HEALTH DEPARTMENT		1			1
COBLESKILL REGIONAL HOSPITAL		1			1
MINUTE CLINIC DIAGNOSTIC MED GRP OF CA		1			1
SAN JOSE CLINIC		1			1
PORTSMOUTH REG. HOSPITAL			1	100%	1
YOUR HEALTH PEDIATRICS			1	100%	1
FULGENT GENETICS HOUSTON		1			1
HOME DOCS		1			1

# COVID-19: testing by laboratory

Data through Jan 2, 2021 verified as of Jan 3, 2021 at 09:25 AM

Data in this report are provisional and subject to change.

The numbers in the table below represent the number of Florida and non-Florida residents for whom test results were received by the Department of Health. A person can be tested by more than one laboratory and can have both positive and negative results. **Therefore, the sum of the numbers in each column will be larger than the total number of people tested.**

Reporting lab	Inconclusive	Negative	Positive	Percent positive	Total
MEDEXPRESS URGENT CARE - MARTINSVILLE		1			1
SOUTHWEST REGIONAL PCR LABORATORY			1	100%	1
NEW YORK CITY DEPARTMENT OF HEALTH			1	100%	1
COMMUNITY			1	100%	1
BENTLEY VILLAGE II			1	100%	1
CHATSWORTH ASSISTED LIVING COMMUNITY AT PGA NATIONAL			1	100%	1
NORWALK HOSPITAL			1	100%	1
SOUTH FLORIDA BAPTIST HOSPITAL			1	100%	1
RIDGEFIELD PEDIATRIC ASSOCIATES		1			1
OHIOHEALTH URGENT CARE			1	100%	1
WILMINGTON NURSING AND REHAB			1	100%	1
LADY OF THE SEA HOSPITAL LAB			1	100%	1
ADVENTHEALTH MEDICAL GROUP FAMILY MEDICINE AT RDV		1			1
LEELANAU OPCO, LLC		1			1
ADVENTHEALTH MEDICAL GROUP FAMILY AND INTERNAL			1	100%	1
BLOOD SYSTEMS LABORATORIES			1	100%	1
GOOD SAMARITAN SOCIETY-FOREST CITY		1			1
SOUTHERN SPRINGS HEALTH CARE		1			1
MEDEXPRESS URGENT CARE - LINCOLN N 26T		1			1
GRAND VILLA OF PINELLAS PARK			1	100%	1
LAKE LURE HEALTH CENTER			1	100%	1
PEDIATRIC URGENT CARE CENTR OF FORT WORTH-LA GRAN			1	100%	1
CARTERSVILLE MEDICAL CENTER			1	100%	1
FRESENIUS SOUTH FORT MYERS		1			1
Macon Valley Nursing and Rehabilitation Center		1			1
MINUTECLINIC DIAG OF IND, LLC #4368		1			1
Kingston Care Center of Fort Wayne		1			1
HSRE-ASL CASSELBERRY TRS, LLC			1	100%	1
FLORIDA SCHOOL FOR THE DEAF AND THE BLIND			1	100%	1
BSA PHYSICIANS GROUP, INC D/B/A BSA FAMILY MEDICAL			1	100%	1
MEMORIAL HEALTHCARE SYSTEM			1	100%	1
SOUTHWEST ORLANDO FAMILY MEDICINE, PL			1	100%	1
SOUTHEASTERN HEALTH FACILITES, INC		1			1
STEWART MEDICAL GROUP INC			1	100%	1
TENNOVA ER - SANGO			1	100%	1
SPECTRUM LABORATORY			1	100%	1
SARASOTA MEDICAL CENTER			1	100%	1
QC LABORATORY			1	100%	1
MEDONE URGENT CARE			1	100%	1
MEMORIAL HOSPITAL - BELLEVILLE			1	100%	1
Eagle Health and Rehabilitation		1			1
DOCTORS HOSPITAL OF LAREDO			1	100%	1
DEL PRADO MEDICAL CENTER, INC		1			1
PEDIATRIC ASSOCIATES - DORAL			1	100%	1
GRAND VILLA OF LAKELAND		1			1
BRIDGE DIAGNOSTICS			1	100%	1
MEDEX CLINIC LLC			1	100%	1



# COVID-19: testing by laboratory

Data through Jan 2, 2021 verified as of Jan 3, 2021 at 09:25 AM

Data in this report are provisional and subject to change.

The numbers in the table below represent the number of Florida and non-Florida residents for whom test results were received by the Department of Health. A person can be tested by more than one laboratory and can have both positive and negative results. **Therefore, the sum of the numbers in each column will be larger than the total number of people tested.**

Reporting lab	Inconclusive	Negative	Positive	Percent positive	Total
UHEALTH CORAL SPRINGS			1	100%	1
PINNACLE DIALYSIS		1			1
MINUTECLINIC #8760		1			1
Heritage Health of Peru			1	100%	1
NORTH FL SOUTH GA HCS-LAKE CITY			1	100%	1
SPINE & PAIN CONSULTANT PLLC		1			1
WYOMING COUNTY DEPARTMENT OF HEALTH		1			1
ACCESS FAMILY CARE LLC			1	100%	1
THEDACARE FAMILY MEDICINE GATEWAY			1	100%	1
MEDSTAR HEALTH URGENT CARE			1	100%	1
PRISMA HEALTH TUOMEY LABORATORY			1	100%	1
MEDICAL CITY NORTH HILLS			1	100%	1
PALM BAY URGENT CARE PL		1			1
Senatobia Healthcare & Rehab		1			1
NORTH SHORE HEMATOLOGY-ONCOLOGY ASSOCIATES PC		1			1
Princeton Place			1	100%	1
UNIVERSITY OF MIAMI SCCC RESEARCH LABORATORY			1	100%	1
GENESEE COUNTY HEALTH DEPARTMENT		1			1
USF PHYSICIANS GROUP			1	100%	1
REELFOOT FAMILY WALK-IN CLINIC		1			1
MINUTE CLINIC LLC #0169		1			1
MINUTE CLINIC DIAGNOSTIC PA			1	100%	1
PENSACOLA PATHOLOGY		1			1
CHILDRENS SPECIALIST PEDIATRIC PULMMOLOGY &			1	100%	1
HALIFAX HEALTH PRIMARY CARE			1	100%	1
SANTA MONICA CA-UCLA MC			1	100%	1
FLORIDA CLINICAL LABORATORY INC DBA			1	100%	1
BAYCARE OUTREACH LAB WH SOUTH			1	100%	1
WESTOX LABS		1			1
HARBOR BEACH NURSING AND REHABILITATION CENTER			1	100%	1
SOLARIS HEALTHCARE PLANT CITY		1			1
POUDRE VALLEY HOSPITAL			1	100%	1
ORLANDO HEALTH MEDICAL GROUP			1	100%	1
Good Samaritan Society Waukon		1			1
TITUSVILLE REHABILITATION AND NURSING CENTER		1			1
PULSE MEDICAL GROUP INC			1	100%	1
MD NOW URGENT CARE			1	100%	1
ADVANCED MEDICAL LABORATORIES (AML)			1	100%	1
STAMFORD HOSPITAL			1	100%	1
C A R E S		1			1
MINUTECLINIC DIAG OF IND, LLC #6250		1			1
QUALITY LAB			1	100%	1
Chateau Girardeau			1	100%	1
BAPTIST MINOR MEDICAL CENTER			1	100%	1
BAYCARE OUTREACH LAB			1	100%	1
SIGNATURE CARE COLLEGE STATION			1	100%	1
Kroger - KRO03500568			1	100%	1

# COVID-19: testing by laboratory

Data through Jan 2, 2021 verified as of Jan 3, 2021 at 09:25 AM

Data in this report are provisional and subject to change.

The numbers in the table below represent the number of Florida and non-Florida residents for whom test results were received by the Department of Health. A person can be tested by more than one laboratory and can have both positive and negative results. **Therefore, the sum of the numbers in each column will be larger than the total number of people tested.**

Reporting lab	Inconclusive	Negative	Positive	Percent positive	Total
MADISON FACILITY INC			1	100%	1
SOUTHEASTERN PATHOLOGY ASSOCIATES			1	100%	1
ST LUKES SURGICAL AT THE VILLAGES INC			1	100%	1
LEHIGH PULMONARY ASSOCIATES			1	100%	1
HAWKEYE CARE CENTER DUBUQUE		1			1
LAKESIDE MEDICAL CENTER		1			1
HERNANDO CHILDREN'S			1	100%	1
Southwest Louisiana Veterans Home			1	100%	1
GRACE HEALTHCARE OF LAKE WALES		1			1
EAST RIDGE RETIREMENT VILLAGE INC		1			1
HIBISCUS COURT			1	100%	1
INDIANA STATE DEPARTMENT OF HEALTH CLINIC MICROBIOLOGY		1			1
ST. MARY MEDICAL CENTER		1			1
ORMOND MEDICAL ARTS FAMILY PRACTICE PL			1	100%	1
ORLANDO HEALTH PHYSICIAN GROUP INC			1	100%	1
FAMILY MEDICAL CENTER		1			1
Chestnut Ridge Nursing & Rehab		1			1
FLORIDA HOSPITAL LAB			1	100%	1
BLANCHARD VALLEY HOSPITAL LABORATORY			1	100%	1
Mill Valley Care Center		1			1
CHIEFLAND MEDICAL CENTER			1	100%	1
ALL PRO ORTHOPEDICS & SPORTS MEDICINE, PA			1	100%	1
BAPTIST EMERGENCY HOSPITAL KELLY			1	100%	1
C V S / PHARMACY #4396		1			1
SANTA BARABARA ALF LLC (THE WINDSOR)			1	100%	1
CURELOGICS WOUND CARE & HYPERBARIC CENTER		1			1
SYNAPSE ANALYTICAL LABS		1			1
BOCA CIEGA CENTER			1	100%	1
Florida Baptist Retirement Center		1			1
ORANGE PEDIATRICS PA			1	100%	1
BAYSIDE URGENT CARE CENTER INC			1	100%	1
DEVITA		1			1
PARK AVENUE PEDIATRICS PC		1			1
SHELL POINT HOME HEALTH			1	100%	1
WALKONCLINIC			1	100%	1
SISTERS MISSION			1	100%	1
MEDEXPRESS URGENT CARE - DANVILLE		1			1
Signature Healthcare of Georgetown		1			1
FLORIDA MEDICAL CLINIC, LLC			1	100%	1
SOUTHEAST MISSOURI HOSPITAL		1			1
BL DIAGNOSTICS LLC			1	100%	1
TITUSVILLE TOWERS ASSISTED LIVING		1			1
FLORIDA HOSPITAL PHYSICIANS GROUP			1	100%	1
VILLAGES HEALTH SYSTEM, LLC, THE			1	100%	1
STARLING AT NOCATEE			1	100%	1
SWEDISH COVENANT HOSPITAL			1	100%	1
GATEWAY LABORATORIES		1			1

# COVID-19: testing by laboratory

Data through Jan 2, 2021 verified as of Jan 3, 2021 at 09:25 AM

Data in this report are provisional and subject to change.

The numbers in the table below represent the number of Florida and non-Florida residents for whom test results were received by the Department of Health. A person can be tested by more than one laboratory and can have both positive and negative results. **Therefore, the sum of the numbers in each column will be larger than the total number of people tested.**

Reporting lab	Inconclusive	Negative	Positive	Percent positive	Total
PREMIER FAMILY AND SPORTS MEDICINE LLC			1	100%	1
ADVANCED MEDICAL RESEARCH CENTER LLC			1	100%	1
GWINNETT MEDICAL CENTER			1	100%	1
WATERBURY HOSPITAL REFERENCE LAB			1	100%	1
TRUCARE LIVING CENTERS - SELMA			1	100%	1
TERRELL URGENT CARE			1	100%	1
UPSON REGIONAL MEDICAL CENTER			1	100%	1
ACCESS HEALTH CARE PHYSICIANS LLC			1	100%	1
NFRC CLINICAL LAB			1	100%	1
WAYNE COUNTY PUBLIC HEALTH		1			1
SOUTH LAKE PEDIATRICS		1			1
MINUTECLINIC DIAGNOSTIC OF KANSAS, PC		1			1
HABANA HEALTH CARE CENTER			1	100%	1
MEDICAL ARTS LABORATORY			1	100%	1
MOUNT SINAI MEDICAL CENTER AVENTURA ER			1	100%	1
KEY WEST HMA PHYSICIAN MANAGEMENT, LLC			1	100%	1
PLANT CITY FAMILY CARE		1			1
EXACCARE KINGSTON, LLC			1	100%	1
WEILL CORNELL MEDICAL ASSOCIATES - EAST SIDE		1			1
MEDEXPRESS URGENT CARE NORWIN		1			1
LP ELIZABETHTON		1			1
ALLIED PEDIATRICS & FAMILY MEDICINE			1	100%	1
SHELBYVILLE HOSPITAL COMPANY		1			1
CLINIC OF PEDIATRICS & GI MEDICINE INC			1	100%	1
OCCUPATIONAL HEALTH CENTER		1			1
PANCARE HEALTH - BRUCE			1	100%	1
SOUTHWOOD NURSING & RETIREMENT CENTER		1			1
Hillside Manor Rehabilitation and Extended Care Center		1			1
LabCorp L#09258295 M#09258285			1	100%	1
Rehab Select of Talladega		1			1
CONTINENTAL HOME HEALTH CARE INC			1	100%	1
Mountain View Manor			1	100%	1
SOUTHWOOD HEALTHCARE CENTER		1			1
PARRISH MEDICAL GROUP			1	100%	1
AURORA CONSOLIDATED LABORATORY			1	100%	1
MINUTECLINIC DIAGNOSTIC OF TEXAS LLC		1			1
MOORE CLINICAL RESEARCH INC			1	100%	1
ALLEGANY COUNTY DEPARTMENT OF HEALTH		1			1
COVID TESTING LLC			1	100%	1
ROYAL OAK MEDICAL CENTER LLC DBA CHARACTER FAMILY			1	100%	1
Chateau Living Center			1	100%	1
NORTH FLORIDA MEDICAL CENTERS INC		1			1
NORTH RIVER FAMILY HEALTH CENTER			1	100%	1
COMPASSION PEDIATRIC URGENT CARE LLC			1	100%	1
JOSHUA E CHESIR MD		1			1
RAJ K PAI MD PA			1	100%	1
Community Care Center of Heritage House, LLC			1	100%	1

# COVID-19: testing by laboratory

Data through Jan 2, 2021 verified as of Jan 3, 2021 at 09:25 AM

Data in this report are provisional and subject to change.

The numbers in the table below represent the number of Florida and non-Florida residents for whom test results were received by the Department of Health. A person can be tested by more than one laboratory and can have both positive and negative results. **Therefore, the sum of the numbers in each column will be larger than the total number of people tested.**

Reporting lab	Inconclusive	Negative	Positive	Percent positive	Total
BAPTIST HOSPITAL EMPLOYEE HEALTH OFF			1	100%	1
MEDEXPRESS URGENT CARE - BROOKHAVEN		1			1
MEDEXPRESS URGENT CARE - WESTFIELD, E MAIN ST			1	100%	1
EAST FL CORE LAB			1	100%	1
TMH CANCER CENTER LABORATORY			1	100%	1
PELICAN STATE OUTPATIENT CENTER			1	100%	1
MANASOTA PEDIATRICS			1	100%	1
ADVENTHEALTH MEDICAL GROUP SENIOR HEALTH AT			1	100%	1
The Pines at Poughkeepsie Center for Nursing and Rehabilitation		1			1
WALGREENS #06025		1			1
EASTERN FLORIDA STATE COLLEGE – PALM BAY CAMPUS□			1	100%	1
WELLCARE URGENT CARE			1	100%	1
FRESENIUS KIDNEY CARE DUNEDIN			1	100%	1
BOULDER COMMUNITY HOSPITAL			1	100%	1
MEDERI CARETENDERS VS OF SE FL LLC DBA			1	100%	1
PUBLIX PHARMACY #0332		1			1
CARESOUTH HHA HOLDINGS OF THE TREASURE COAST LLC			1	100%	1
BAYCARE OUTREACH LAB AT NEW TAMPA			1	100%	1
MINUTE CLINIC INCORPORTE		1			1
AKRON GENERAL MEDICAL CENTER MAIN		1			1
CYPRESS VILLAGE REHAB CENTER		1			1
Kroger - KRO03400316			1	100%	1
SUN CITY DIAGNOSTIC CENTER			1	100%	1
MEDEXPRESS URGENT CARE, LANCASTER WEST		1			1
The Center at Centennial			1	100%	1
GIFFORD MEMORIAL HOSPITAL		1			1
UNIVERSITY OF BALTIMORE WASHINGTON MEDICAL CENTER			1	100%	1
FLORIDA DEPARTMENT OF HEALTH PALM BEACH COUNTY			1	100%	1
CAH ACQUISITION COMPANY 11 LLC			1	100%	1
DIXITKUMAR N MODI MD PA			1	100%	1
WALKIN MEDICAL URGENT CARE,NEW CITY			1	100%	1
A.G. Rhodes		1			1
REEVES COUNTY HOSPITAL DISTRICT			1	100%	1
WELLINGTON WEST 100176			1	100%	1
SCIENCE CARE			1	100%	1
BROOKDALE FORT MYERS LAKES PARK			1	100%	1
LIFELINK TISSUE BANK D/B/A LIFELINK TISSUE BANK		1			1
CAROLINAS HEALTHCARE SYSTEM LAB			1	100%	1
LAS PALMAS MEDICAL CENTER			1	100%	1
URGENT DOC -NACOGODOCHES CLINIC			1	100%	1
DIVERSE MEDICAL CARE LLC			1	100%	1
Longwood Community Living Center		1			1
MEDERI CARETENDERS			1	100%	1
Vi at Aventura		1			1
DSI LABORATORIES-NAPLES-7TH			1	100%	1
MEMORIAL HEALTH SYSTEM		1			1
CVS HEALTH, #5962		1			1

# COVID-19: testing by laboratory

Data through Jan 2, 2021 verified as of Jan 3, 2021 at 09:25 AM

Data in this report are provisional and subject to change.

The numbers in the table below represent the number of Florida and non-Florida residents for whom test results were received by the Department of Health. A person can be tested by more than one laboratory and can have both positive and negative results. **Therefore, the sum of the numbers in each column will be larger than the total number of people tested.**

Reporting lab	Inconclusive	Negative	Positive	Percent positive	Total
HYDE PARK MEDICAL CENTER		1			1
POMPANO BEACH ARTIFICIAL KIDNEY CENTER			1	100%	1
HOLLY HILL HOME INFUSION SERVICE		1			1
NORTH FLORIDA CHILD DEVELOPMENT, INC			1	100%	1
Waddell Nursing & Rehab Center		1			1
BUENA VIDA ESTATES			1	100%	1
ST VINCENTS AMBULATORY CARE INC			1	100%	1
ST JOHNS PEDIATRICS PA		1			1
CHILDREN'S MEDICAL CENTER-EAST ORLANDO			1	100%	1
VALLEY MEDICAL LABORATORY			1	100%	1
CHILTON MEDICAL CENTER		1			1
CARE STATION MEDICAL GROUP		1			1
LAKELAND REGIONAL HEALTH PABLO			1	100%	1
LAKEVIEW HEALTH CARE SYSTEM LLC			1	100%	1
MINUTECLINIC DIAGNOSTIC OF RHODE ISLAN		1			1
DESERT HOSPITAL/CPHU CLINICAL LABORATORY			1	100%	1
EASTSIDE MEDICAL CLINIC		1			1
EDGAR PRICE FAMILY & CHILDREN HEALTHCARE CENTER			1	100%	1
CROSS CREEK HEALTH CARE		1			1
Carington Park			1	100%	1
BROOKDALE OF SPRING HILL		1			1
COLONIAL VILLA GOOD SAMARITAN CENTER		1			1
CONWAY MEDICAL CENTER			1	100%	1
EXCEPTIONAL EMERGENCY CENTER			1	100%	1
NEW YORK STATE DEPTARTMENT OF HEALTH			1	100%	1
MEDEXPRESS URGENT CARE - LAWRENCE		1			1
PHYSICIANS PRIMARY CARE LEHIGH PEDS			1	100%	1
CORDOVA FAMILY PRACTICE			1	100%	1
MEMORIAL HOSPITAL LOS BANOS			1	100%	1
WHEATON FRANCISCAN LABORATORY			1	100%	1
LIBERTY HEALTH CENTER			1	100%	1
STONECREST MEDICAL CENTER		1			1
INTERNAL MEDICINE GROUP OF CENTRAL FLORIDA			1	100%	1
ATRIA WILLOW WOOD			1	100%	1
Freedom Pointe at The Villages			1	100%	1
Wedgewood Manor		1			1
SANTA ROSA PEDIATRICS			1	100%	1
SEACOAST PATHOLOGY PROFESSIONAL ASSOC		1			1
SUMTER COUNTY HEALTH DEPARTMENT			1	100%	1
MEDEXPRESS URGENT CARE - WICHITA, N MAIZE RD		1			1
LAKEVIEW REGIONAL HOSPITAL			1	100%	1
CLEVELAND CLINIC AKRON GENERAL			1	100%	1
ONSLOW COUNTY HEALTH DEPARTMENT			1	100%	1
REGIONAL MEDICAL LABORATORY			1	100%	1
THE INTERNAL MEDICAL GROUP		1			1
GALVESTON COUNTY HEALTH DISTRICT			1	100%	1
MEDICAL ASSOCIATES OF PINELLAS - LAB			1	100%	1



# COVID-19: testing by laboratory

Data through Jan 2, 2021 verified as of Jan 3, 2021 at 09:25 AM

Data in this report are provisional and subject to change.

The numbers in the table below represent the number of Florida and non-Florida residents for whom test results were received by the Department of Health. A person can be tested by more than one laboratory and can have both positive and negative results. **Therefore, the sum of the numbers in each column will be larger than the total number of people tested.**

Reporting lab	Inconclusive	Negative	Positive	Percent positive	Total
ENVOY OF FORK UNION, LLC DBA ENVOY AT THE VILLAGE		1			1
GUIDEWELL EMERGENCY MEDICINE DOCTORS LLC			1	100%	1
UNIVERISTY OF MIAMI			1	100%	1
MID FLORIDA DERMATOLOGY ASSOCIATES PA			1	100%	1
HOUSTON METHODIST HOSPITAL			1	100%	1
LIFESPAN HEALTH - SELMER		1			1
MARTIN HEALTH PHYSICIAN GROUP			1	100%	1
Autumn Care of Suffolk		1			1
NOMI HEALTH LAB SERVICES LLC			1	100%	1
UNIVERSITY OF MIAMI PRIMARY CARE SITE UMHC 3039			1	100%	1
MERCY GENERAL HOSPITAL			1	100%	1
MANSFIELD MEDICAL LODGE			1	100%	1
EVENTIDE LUTHERAN HOME		1			1
MAYO CLINIC BEACHES PRIMARY CARE CTR		1			1
PATHOLOGY		1			1
TRUMAN MEDICAL CENTER - HOSPITAL HILL			1	100%	1
MINUTECLINIC DIAGNOSTIC OF OHIO #4401		1			1
CMC MERCY LABORATORY			1	100%	1
SKY RIDGE MEDICAL CENTER - MICRO			1	100%	1
SEBRING PEDIATRICS LLC			1	100%	1
ST.ELIZABETH HEALTH CENTER	1				1
SHAMRA MEDICAL LABORATORY			1	100%	1
MARYLAND DEPARTMENT OF HEALTH AND MENTAL HYGIENE-LABORATORIES			1	100%	1
BROWARD TRANSITIONAL CENTER			1	100%	1
FIU HEALTH CARE CENTER			1	100%	1
Crisp Regional Nursing and Rehab Center		1			1
MINUTECLINIC, LLC #1492		1			1
GEORGETOWN URGENT CARE			1	100%	1
FAMILY PRACTICE OF CENTRAL FLORIDA PA			1	100%	1
SOUTH BEND MEDICAL FOUNDATION			1	100%	1
VITAL CARE			1	100%	1
Kindred Hospital South Florida Hollywood SNU			1	100%	1
OAKWOOD HOSPITAL - SOUTHSHORE			1	100%	1
PROMPT CARE OF CENTRAL FLORIDA LLC			1	100%	1
Orchid Cove at Naples			1	100%	1
BORINQUEN HEALTH CENTER			1	100%	1
LIFEGUARD AMBULANCE SERVICE LLC - BAY COUNTY			1	100%	1
UPMC NORTHWEST HOSPITAL			1	100%	1
MOSAIC MEDICAL CENTER MARYVILLE			1	100%	1
CVS MINUTE CLINIC DIAGNOSTIC PA #3060		1			1
FHCP ASC - ORANGE CITY			1	100%	1
LIFETIME FAMILY URGENT CARE			1	100%	1
NEWTON MEMORIAL HOSPITAL		1			1
LIFE CARE CENTER OF HILTON HEAD		1			1
Sanford Health & Rehabilitation			1	100%	1
FLORIDA EPIDEMIOLOGY PROGRAM			1	100%	1
AMERICAN LAB LLC		1			1

# COVID-19: testing by laboratory

Data through Jan 2, 2021 verified as of Jan 3, 2021 at 09:25 AM

Data in this report are provisional and subject to change.

The numbers in the table below represent the number of Florida and non-Florida residents for whom test results were received by the Department of Health. A person can be tested by more than one laboratory and can have both positive and negative results. **Therefore, the sum of the numbers in each column will be larger than the total number of people tested.**

Reporting lab	Inconclusive	Negative	Positive	Percent positive	Total
The Palms Nursing and Rehabilitation		1			1
SOUTHERN BREEZE HEALTHCARE			1	100%	1
MEDICAL ASSOCIATES OF THE SHOALS		1			1
EVANS FAMILY CARE PA			1	100%	1
UHS BINGHAMTON GENERAL			1	100%	1
Fairhaven Retirement Community		1			1
SAINT ALPHONSUS REGIONAL MEDICAL CENTER			1	100%	1
MAHONEY PEDIATRICS PA			1	100%	1
Buena Vista Care Center		1			1
Garden View Care Center at Dougherty Ferry		1			1
PENINSULA REGIONAL MED CTR LAB			1	100%	1
BAYOU URGENT CARE			1	100%	1
WINDSOR MANOR			1	100%	1
PRACTITIONERS IN MOTION			1	100%	1
LITTLE COMPANY OF MARY HOSPITAL			1	100%	1
FLAGLER COUNTY BOARD OF COUNTY COMMISSIONERS			1	100%	1
UNIV OF NORTH ALABAMA HEALTH CENTER		1			1
WARD MEMORIAL HOSPITAL		1			1
PRIMARY CARE GROUP LLC		1			1
PALMS OF FT MYERS,THE			1	100%	1
MINUTE-CLINIC DIAGNOSTIC OF VIRGINIA,		1			1
QUEST INC			1	100%	1
VIVEX/UMTB BIOMEDICAL			1	100%	1
GEORGE WASHINGTON UNIVERSITY HOSPITAL			1	100%	1
Imperial Healthcare Centre			1	100%	1
HAMILTON CHD		1			1
HEALTH EXPRESS		1			1
HELGEMO & LIOU PEDIATRICS			1	100%	1
OAKMONT WEST- GREENVILLE SC		1			1
Bayou Vista Community Care Center			1	100%	1
SAINT BARNABAS MEDICAL CENTER		1			1
HEALTHCARE ASSOCIATES OF IRVING, LLP			1	100%	1
Manor Care of Dallastown d/b/a ManorCare Health Services - Dallastown		1			1
Cortland Acres Association		1			1
CURATIVE			1	100%	1
OMNICARE PHARMACY OF TEXAS 1, LP		1			1
NORTH CAROLINA STATE LABORATORY OF PUBLIC HEALTH, SPECTRUM LAB NETWORK			1	100%	1
PHYSICIANS IMMEDIATE CARE			1	100%	1
MINUTE CLINIC DIAGNOSTICS OF IN, LLC #6252		1			1
CVS HEALTH MINUTE CLINIC			1	100%	1
CHRISTUS SPOHN HOSPITAL			1	100%	1
LUMICO LIFE INSURANCE COMPANY		1			1
ORCHID TERRACE		1			1
VISTA LAKE ASSISTED LIVING			1	100%	1
PEDRO L ORTEGA MD PA			1	100%	1
FLORIDA HOSPITAL TRANSPLANT CENTER		1			1
PALM BEACH DIABETES AND ENDOCRINE SPECIALISTS, PA			1	100%	1

# COVID-19: testing by laboratory

Data through Jan 2, 2021 verified as of Jan 3, 2021 at 09:25 AM

Data in this report are provisional and subject to change.

The numbers in the table below represent the number of Florida and non-Florida residents for whom test results were received by the Department of Health. A person can be tested by more than one laboratory and can have both positive and negative results. **Therefore, the sum of the numbers in each column will be larger than the total number of people tested.**

Reporting lab	Inconclusive	Negative	Positive	Percent positive	Total
THE LITTLE CLINIC LLC			1	100%	1
CELEBRATION FAMILY PHYSICIANS LLC			1	100%	1
BRIAN C GRINER MD LLC			1	100%	1
GREENTREE MEDICAL CENTER			1	100%	1
VIVIAN SIMMONS FAMILY PRACTICE			1	100%	1
VANDERBILT UNIVERSITY MEDICAL CENTER			1	100%	1
HUNT CLUB MEDICAL CARE			1	100%	1
NORTH WEST FLORIDA DIAGNOSTIC ENOCRINOLOGY CLINIC			1	100%	1
PENNY PEDIATRICS		1			1
FAMILY MEDICAL CENTERS			1	100%	1
GOLDING-GRANADO MEDICAL ASSOCIATES		1			1
MEDEXPRESS URGENT CARE - WALDORF, CRAIN HWY		1			1
FLORHAM PARK ENDOSCOPY CENTER		1			1
VITAS HEALTH INC			1	100%	1
PROGRESSIVE MEDICAL RESEARCH			1	100%	1
BAPTIST HEALTH MEDICAL PLAZA			1	100%	1
LIFE CARE CENTER OF GWINNETT		1			1
SEATTLE-KING COUNTY			1	100%	1
PUTNAM CO HOSPITAL-D/B/A ASBURY TOWERS		1			1
NHC Chattanooga			1	100%	1
PARKLAND HEALTH & HOSPITAL			1	100%	1
PALM SPRINGS GENERAL HOSPITAL			1	100%	1
POETS WALK SARASOTA			1	100%	1
SUMMIT LABORATORY			1	100%	1
OVIEDO CHILDRENS HEALTH CENTER LLC		1			1
USCG AIR STATION CLEARWATER CLINIC			1	100%	1
SHANNON CLARK OD, PA			1	100%	1
ST. PETERSBURG PEDIATRICS-SEMINOLE			1	100%	1
DONALSONVILLE HOSPITAL			1	100%	1
WELLOW URGENT CARE-OSWEGO			1	100%	1
OPTIMAL MEDICINE INC		1			1
Bivins Pointe			1	100%	1
ULTIMATE ANALYSIS LABORATORY			1	100%	1
ACCOMPLISHED HOME CARE		1			1
MY URGENT CARE CLINIC			1	100%	1
UNIVERSITY OF MIAMI MILLER SCHOOL			1	100%	1
RAPID CITY REGIONAL HOSPITAL -579 ATTN. LABORATORY		1			1
DOCTOR'S IN-HOUSE LAB/COMMUNITY HEALTH CENTERS OF PINELLAS - JOHNNIE R			1	100%	1
El Paso Health Care Center			1	100%	1
DOCTORS HEARING			1	100%	1
RIVIERA BEACH HEALTH CENTER LAB			1	100%	1
VISTA DEL SOL MED ASSOC		1			1
BMC/NASSAU			1	100%	1
SENDER RETREAT ADULT DAY CARE CENTERS			1	100%	1
PHYSICIANS PREMIER			1	100%	1
WIREGRASS MEDICAL CENTER			1	100%	1
TANGLEWOOD MANOR		1			1

# COVID-19: testing by laboratory

Data through Jan 2, 2021 verified as of Jan 3, 2021 at 09:25 AM

Data in this report are provisional and subject to change.

The numbers in the table below represent the number of Florida and non-Florida residents for whom test results were received by the Department of Health. A person can be tested by more than one laboratory and can have both positive and negative results. **Therefore, the sum of the numbers in each column will be larger than the total number of people tested.**

Reporting lab	Inconclusive	Negative	Positive	Percent positive	Total
JOSEPH SCHENKER MD PC		1			1
CFCH - FROSTPROOF			1	100%	1
SIMMONS			1	100%	1
FLAGLER CARE CENTER			1	100%	1
LEXINGTON HOSPITAL CORPORATION			1	100%	1
SHAH			1	100%	1
MINUTECLINIC INCORPORATE, LLC		1			1
Seal Rock Healthcare		1			1
MAINE HEALTH AND ENVIRONMENTAL TESTING LABORATORY			1	100%	1
SAINT JOSEPH'S HOSPITAL AND MEDICAL CENTER		1			1
Central Park Healthcare & Rehabilitation Center		1			1
CELEBRATION HOSPITAL			1	100%	1
PM PEDIATRICS OF SELDEN, PLLC		1			1
WINDSOR WOODS REHAB & HEALTHCARE CTR			1	100%	1
SONNI'S PEDIATRICS			1	100%	1
ALPHA 1 ANTITRYPSIN RESEARCH PROGRAM			1	100%	1
FREEMPORT ER DOX URGENT CARE		1			1
ORDRS, INC.			1	100%	1
HCL LABORATORIES			1	100%	1
CHESAPEAKE REGIONAL MEDICAL CENTER			1	100%	1
CAN COMMUNITY HEALTH		1			1
WALGREENS # 12338		1			1
Maple Lane Nursing Home		1			1
PEBBLEBROOK PHARMACY		1			1
SYNERGENE LABORATORY			1	100%	1
NABI		1			1
SOUTH MIAMI HOSPITAL			1	100%	1
MEMORIALCARE LONG BEACH MEDICAL CENTER			1	100%	1
NATION'S BEST CARE HOME HEALTH			1	100%	1
PEDIATRIC ASSOCIATES - JACKSONVILLE			1	100%	1
SARASOTA MEMORIAL HOSPITAL		1			1
GAMMA HEALTHCARE, INC		1			1
ENCOMPASS HEALTH REHABILITATION			1	100%	1
CARENOW URGENT CARE-HENDERSONVILLE		1			1
TAYLOR MANOR		1			1
GADSDEN FAMILY PRACTICE		1			1
Henry County Health and Rehabilitation		1			1
EAST END PEDIATRICS		1			1
CROSSROADS URGENT CARE DBA URGENT TEA		1			1
CENTRAL FL INTERNAL MEDICINE ASSOCIATES LLC		1			1
KENDALL PEDIATRICS PARTNERS LLC			1	100%	1
FRESENIUS KIDNEY CARE FORT WALTON BEACH			1	100%	1
Luther Acres Manor		1			1
MEDICAL CENTER			1	100%	1
VALLEY HOSPITAL MEDICAL CENTER		1			1
KAISER PERMANENTE REGIONAL REFERENCE LABORATORY		1			1
MEDEXPRESS URGENT CARE - LINCOLN		1			1

# COVID-19: testing by laboratory

Data through Jan 2, 2021 verified as of Jan 3, 2021 at 09:25 AM

Data in this report are provisional and subject to change.

The numbers in the table below represent the number of Florida and non-Florida residents for whom test results were received by the Department of Health. A person can be tested by more than one laboratory and can have both positive and negative results. **Therefore, the sum of the numbers in each column will be larger than the total number of people tested.**

Reporting lab	Inconclusive	Negative	Positive	Percent positive	Total
PRIME CARE FAMILY MEDICINE			1	100%	1
DOCTORS CARE – GREER		1			1
ADVENTHEALTH MEDICAL GROUP ADULT AND SENIOR HEALTH			1	100%	1
Crowne Place Assisted Living		1			1
Lynwood		1			1
HIGHLANDS CLINICAL LABORATORY			1	100%	1
DOCTORS AFTER HOURS URGENT CARE CENTER			1	100%	1
WILTON MANORS HEALTH & REHABILITATION CENTER			1	100%	1
OCALA FAMILY MEDICAL CENTER		1			1
CRANES VIEW LODGE			1	100%	1
MEDICAL LIFE-INC GUIDEWELL EMERGENCY MEDICINE			1	100%	1
Remarkable Healthcare Dallas			1	100%	1
MINUTECLINIC DIAGNOSTIC OF OHIO #6139		1			1
ODYSSEY HEALTH CARE OF MARION COUNTY LLC		1			1
CQUENTIA NGS, LLC			1	100%	1
MINUTECLINIC LLC (2335)		1			1
MINUTE CLINIC LLC #10203		1			1
UNLIMITED MEDICAL SERVICES OF FL PL DBA		1			1
BAPTIST HOSPITAL EAST			1	100%	1
HATLEY HEALTH CARE, INC		1			1
OAKMONTE VILLAGE OF DAVIE			1	100%	1
FIVE STAR PREMIER RESIDENCES OF POMPANO BEACH			1	100%	1
UMASS MEMORIAL MEDICAL CENTER, INC		1			1
PUBLIC HEALTH LABORATORIES			1	100%	1
MEMORIAL HERMANN HOSPITAL			1	100%	1
ARTHREX MEDICAL CENTER EAST			1	100%	1
BIOLOGICAL AND CHEMICAL EMERGENCIES LABORATORY			1	100%	1
AUGUSTA HEALTH CLINICAL LABORATORY			1	100%	1
WEST COAST CLINICAL LABS INC			1	100%	1
ROSECASTLE OF JACKSONVILLE LLC			1	100%	1
HOUSTON DEPARTMENT OF HEALTH AND HUMAN SERVICES			1	100%	1
Avera Sr. James Care Center		1			1
GENESIS HEALTH SYSTEM			1	100%	1
SIGNATURE CARE MIDLAND			1	100%	1
Hackensack Univ Medical Center At Pasc		1			1
FORT LOUDOUN PRIMARY CARE		1			1
HELIX BIOMEDICS LLC			1	100%	1
SPRINGBROOK HOSPITAL			1	100%	1
UF HEALTH THE VILLAGES			1	100%	1
NORTH PINELLAS CHILDRENS MEDICAL CENTER INC			1	100%	1
AFTER HOURS PEDS			1	100%	1
FLORIDA DIGESTIVE AND LIVER SPECIALISTS			1	100%	1
ADVENTHEALTH HOSPICE CARE CENTRAL FLORIDA		1			1
SUNCOAST COMMUNITY HEALTH CENTERS INC		1			1
PAUL C SCHWARTZ & MELVIN L WEIDMAN		1			1
SELF REGIONAL HEALTHCARE			1	100%	1
CONSULATE HEALTH CARE OF VERO BEACH			1	100%	1



# COVID-19: testing by laboratory

Data through Jan 2, 2021 verified as of Jan 3, 2021 at 09:25 AM

Data in this report are provisional and subject to change.

The numbers in the table below represent the number of Florida and non-Florida residents for whom test results were received by the Department of Health. A person can be tested by more than one laboratory and can have both positive and negative results. **Therefore, the sum of the numbers in each column will be larger than the total number of people tested.**

Reporting lab	Inconclusive	Negative	Positive	Percent positive	Total
MEDIPLUS CLINIC, INC			1	100%	1
LAREDO EMERGENCY ROOM			1	100%	1
SOUTH DADE NURSING & REHABILITATION CENTER			1	100%	1
NHLS		1			1
PROVIDENCE PORTLAND MEDICAL CENTER		1			1
CHRISTIANA HOSPITAL		1			1
PALOMAR MEDICAL CENTER			1	100%	1
LAKE SUCCESS EXTENDED CARE		1			1
GOOD SAMARITAN HOSPITAL			1	100%	1
DEPT OF VA MEDICAL CENTER - MIAMI			1	100%	1
NEW MILFORD HOSPITAL			1	100%	1
FRASER MEMORIAL HOSPITAL			1	100%	1
MID-FLORIDA PATHOLOGY LLC		1			1
STEINHATCHEE DRUGS			1	100%	1
LAKE REGIONAL HEALTH			1	100%	1
KETTERING MEDICAL CENTER			1	100%	1
TREASURE COAST COMMUNITY HEALTH INC			1	100%	1
ADVANCED HEALTHCARE ASSOCIATES		1			1
MEA PRIMARY CARE PLUS BYRAM			1	100%	1
ABBOTT LABORATORIES - OCCUPATIONAL HEALTH SERVICES			1	100%	1
ALL CARE URGENT CARE			1	100%	1
CARSON NURSING AND REHABILITATION CENT		1			1
MERITER LABORATORIES			1	100%	1
MISSION HOSPITAL			1	100%	1
BAPTIST HOSPITAL LABORATORY			1	100%	1
LAURELLWOOD NURSING CENTER		1			1
PROGRESSIVE MEDICAL LAB LLC			1	100%	1
MEDEXPRESS URGENT CARE - BENTONVILLE		1			1
ADVENTHEALTH SENIOR CARE AT ORMOND			1	100%	1
SOUTHERN WINDS			1	100%	1
DEACONESS URGENT CARE CENTER			1	100%	1
MEDEXPRESS URGENT CARE - WEXFORD		1			1
CARSON NURSING AND REHABILITATION CENTER		1			1
COMMONWEALTH OF VIRGINIA DIVISION OF CONSOLIDATED LABORATORY SERVICES			1	100%	1
INNOVATIVE CARE II LLC			1	100%	1
ST FRANCIS MEDICAL CENTER			1	100%	1
AVERA SACRED HEART HOSPITAL			1	100%	1
Brio of Johnston		1			1
BAPTIST HEALTH EXPRESS CARE			1	100%	1
Arlington Care Center			1	100%	1
ASCENSION ST VINCENT'S - WESTSIDE			1	100%	1
FAMILY TREE MEDICAL GROUP PA			1	100%	1
ACCESS RECOVERY SOLUTIONS LLC			1	100%	1
HORIZON MEDICAL CENTER			1	100%	1
Smg At Bridgewater Family Medicine		1			1
OLEAN GENERAL HOSPITAL		1			1
ORLANDO PHYSICIAN NETWORK		1			1

# COVID-19: testing by laboratory

Data through Jan 2, 2021 verified as of Jan 3, 2021 at 09:25 AM

Data in this report are provisional and subject to change.

The numbers in the table below represent the number of Florida and non-Florida residents for whom test results were received by the Department of Health. A person can be tested by more than one laboratory and can have both positive and negative results. **Therefore, the sum of the numbers in each column will be larger than the total number of people tested.**

Reporting lab	Inconclusive	Negative	Positive	Percent positive	Total
CLEVELAND CLINIC OHIO LABORATORIES			1	100%	1
HAMILTON CI MAIN UNIT ANNEX/ WORK CAMP			1	100%	1
MEDEXPRESS URGENT CARE - HADLEY		1			1
GOSHEN HOSPITAL			1	100%	1
FLORIDA KEYS PED AND ADOLES CTR			1	100%	1
Memorial Health Care Center			1	100%	1
MONMOUTH MEDICALC ENTER		1			1
INSPIRE HEALTHCARE CENTER			1	100%	1
SANITAS RESEARCH LLC			1	100%	1
SOUTHERN HILLS MEDICAL CENTER			1	100%	1
Jersey City Medical Center		1			1
LAB TEST KENDALL LLC		1			1
KIDSVILLE PEDIATRICS IV PA		1			1
Caldwell Care		1			1
LEXINGTON PLACE SENIOR LIVING COMMUNITY		1			1
PINELLAS CHD - CLEARWATER			1	100%	1
UNIVERSITY OF MARYLAND PATHOLOGY ASSOCIATES			1	100%	1
JOHNSON & JOHNSON VISION CARE-VISTAKON			1	100%	1
CHOTA COMMUNITY HEALTH SERVICES		1			1
ANY LAB TEST FAST CORP			1	100%	1
LIFELINK TRANSPLANT INSTITUTE LAB			1	100%	1
STEPHENS COUNTY HOSPITAL			1	100%	1
Manorcare Health Services West Reading North		1			1
FLORIDA CLINICAL RESEARCH CENTER, LLC			1	100%	1
LEGACY AT HIGHWOODS PRESERVE		1			1
ST. JOHN HOSPITAL & MEDICAL CENTER			1	100%	1
CRUSADER COMMUNITY HEALTH			1	100%	1
ADVENTHEALTH CENTRA CARE PONCIANA			1	100%	1
PEDIATRIC PARTNERS ZEPHYRHILLS			1	100%	1
MINUTECLINIC DIAGNOSTIC OF TN PC #240		1			1
MINUTECLINIC DIAGNOSTIC OF TN, PC 6304		1			1
SIGNATURE CARE MEMORIAL CITY			1	100%	1
ALPHA CLINICAL LABORATORY CORP.			1	100%	1
NEW ERA COMMUNITY HEALTH CENTER LLC		1			1
ST VINCENT'S AMBULATORY CARE INC			1	100%	1
MANOR CARE OF DELRAY BEACH FL LLC		1			1
HILTON HEAD HOSPITAL/INPATIENT			1	100%	1
CORNERSTONE PEDIATRICS			1	100%	1
REFERENCE LABORATORY			1	100%	1
FAYETTE MEDICAL CENTER LAB		1			1
TITUSVILLE CENTER FOR SURGICAL EXCELLENCE LLC		1			1
Lenox on the Lake			1	100%	1
HOLLAND COMMUNITY HOSPITAL		1			1
Bethel Lutheran Nursing & Rehabilitation Center		1			1
FLORIDA MEDICAL CENTER			1	100%	1
CARE POINT HEALTH AND WELLNESS CENTER		1			1
OCALA REGIONAL DIALYSIS- NORTH			1	100%	1

# COVID-19: testing by laboratory

Data through Jan 2, 2021 verified as of Jan 3, 2021 at 09:25 AM

Data in this report are provisional and subject to change.

The numbers in the table below represent the number of Florida and non-Florida residents for whom test results were received by the Department of Health. A person can be tested by more than one laboratory and can have both positive and negative results. **Therefore, the sum of the numbers in each column will be larger than the total number of people tested.**

Reporting lab	Inconclusive	Negative	Positive	Percent positive	Total
FHPG SURGICAL ASSOCIATES OF EAST PASCO			1	100%	1
QUALITY CLINICAL LAB LLC			1	100%	1
AVERA ST. MARY'S HOSPITAL			1	100%	1
BIOMERIEUX			1	100%	1
CAREWELL URGENT CARE FITCHBURG			1	100%	1
MINUTECLINIC DIAGNOSTIC OF WISCONSIN, LLC		1			1
BAYFRONT CARDIOVASCULAR ASSOCIATES			1	100%	1
BOLLES SCHOOL, THE			1	100%	1
MEDICAL ASSOCIATES OF CARTER		1			1
Dulles Health and Rehab Center		1			1
CARDIAC AND VASCULAR CONSULTANTS MD PA		1			1
HALIFAX FAMILY HEALTH CENTER			1	100%	1
VA OUTPATIENT PHARMACY			1	100%	1
HERNANDO COUNTY HEALTH DEPT			1	100%	1
COOPER CLINIC			1	100%	1
COLONIAL MEDICAL CENTER-EAST ORLANDO			1	100%	1
CFHC - FROSTPROOF			1	100%	1
EXCEL URGENT CARE OF NJ			1	100%	1
Masonic Medical Research Institute			1	100%	1
MID-FLORIDA PATHOLOGY LLC - MOBILE UNIT # 3			1	100%	1
CLEVELAND HEARTLAB			1	100%	1
FLORIDA DEPARTMENT OF HEALTH IN LEE COUNTY			1	100%	1
BROOKSVILLE REGIONAL HOSPITAL			1	100%	1
FAITH FAMILY PRACTICE			1	100%	1
MINUTECLINIC DIAGNOSTIC OF KENTUCKY		1			1
MINUTE CLINIC DIAGNOSTIC OF TN PC #64		1			1
NDX-CORE LAB			1	100%	1
WARE EXPRESS CARE			1	100%	1
CORPORATION OF AMERICA		1			1
LRGHEALTHCARE		1			1
HEALTH CARE SERVICES LC			1	100%	1
EH FARGO HOSPITAL LABORATORY			1	100%	1
MEDEXPRESS URGENT CARE-BRENTWOOD		1			1
ST. MICHAEL'S ELITE HOSPITAL			1	100%	1
NONA MEDICAL ARTS		1			1
MEMORIAL HOSPITAL WEST			1	100%	1
TREASURE COAST MEDICAL CONCIERGE LLC			1	100%	1
MIAMI-DADE COUNTY HEALTH DEPT.		1			1
FREDERICK AVENUE GROUP HOME		1			1
Cornerstone at the Ranch		1			1
CULVER CITY URGENT CARE			1	100%	1
CEPERO PEDIATRICS PA			1	100%	1
BROOKDALE PALM BEACH GARDENS			1	100%	1
FLORIDA PRIMARY CARE AND SPORTS MEDICINE INC			1	100%	1
REGIONAL MEDICAL CENTER BAYONET POINT			1	100%	1
SPORTS MEDICINE CLINIC - U OF WYOMING			1	100%	1
Flagler Health and Rehabilitation			1	100%	1

# COVID-19: testing by laboratory

Data through Jan 2, 2021 verified as of Jan 3, 2021 at 09:25 AM

Data in this report are provisional and subject to change.

The numbers in the table below represent the number of Florida and non-Florida residents for whom test results were received by the Department of Health. A person can be tested by more than one laboratory and can have both positive and negative results. **Therefore, the sum of the numbers in each column will be larger than the total number of people tested.**

Reporting lab	Inconclusive	Negative	Positive	Percent positive	Total
NASSAU COUNTY HEALTH DEPARTMENT		1			1
TMH URGENT CARE CENTER			1	100%	1
DOYLESTOWN HOSPITAL			1	100%	1
MARYLAND DEPARTMENT OF HEALTH AND MENTAL HYGIENE			1	100%	1
Heritage of Red Cloud		1			1
LAKE PEDIATRICS			1	100%	1
QUEST DIAGNOSTICS CLINICAL LABORATORIES INC		1			1
Harris Hill Nursing Facility		1			1
MC DIAGNOSTIC OF CONNECTICUT, PC #114		1			1
CITRUS HEALTH NETWORK INC			1	100%	1
MEDEXPRESS URGENT CARE - BENTON		1			1
DEVLIN MANOR NURSING AND REHABILITATION		1			1
BRANDON OUTREACH CLINIC			1	100%	1
PROGRESS PHARMACY INC			1	100%	1
Total	63,404	12,515,766	1,746,256	12%	14,325,426