

COVID-19: summary of cases and monitoring

Data through Jan 1, 2021 verified as of Jan 2, 2021 at 09:25 AM

Data in this report are provisional and subject to change.

Cases: people with positive PCR or antigen test result

Total cases	1,354,833
Florida residents	1,331,059
Non-Florida residents	23,774
Type of testing	
Florida residents	1,331,059
Positive by BPHL/CDC	49,896
Positive by commercial/hospital lab	1,281,163
PCR positive	1,141,210
Antigen positive	189,849
Non-Florida residents	23,774
Positive by BPHL/CDC	674
Positive by commercial/hospital lab	23,100
PCR positive	17,881
Antigen positive	5,893
Characteristics	
Florida residents hospitalized	63,148
Florida resident deaths	21,890
Non-Florida resident deaths	320

Hospitalized counts include anyone who was hospitalized at some point during their illness. It does not reflect the number of people currently hospitalized.

More information on deaths identified through death certificate data is available on the National Center for Health Statistics website at www.cdc.gov/nchs/nvss/vsrr/COVID19/index.htm.

Cases: people with positive PCR or antigen test result

Risk factors for Florida residents

Traveled	11,170
Contact with a known case	501,613
Traveled and contact with a known case	14,189
Neither	804,087
No travel and no contact	158,124
Travel is unknown	468,393
Contact is unknown	301,956
Contact is pending	298,295

Travel can be unknown and contact can be unknown or pending for the same case, these numbers will sum to more than the "neither" total.

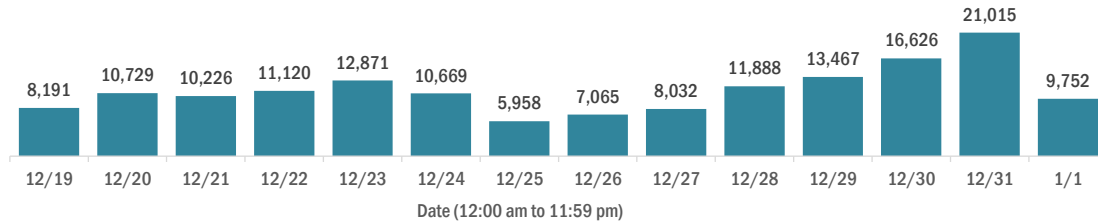
COVID-19: summary of laboratory testing

Data through Jan 1, 2021 verified as of Jan 2, 2021 at 09:25 AM

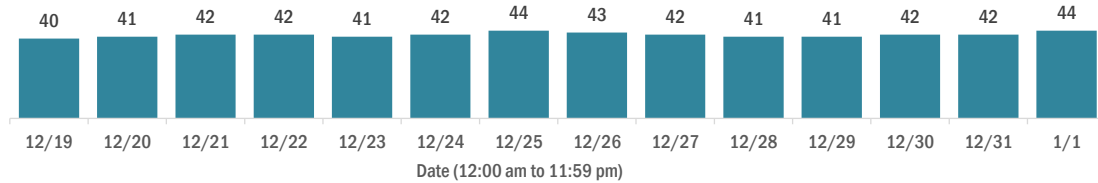
Data in this report are provisional and subject to change.

Cases in Florida residents per day for the past 2 weeks

Number of cases per day



Median age of cases by day

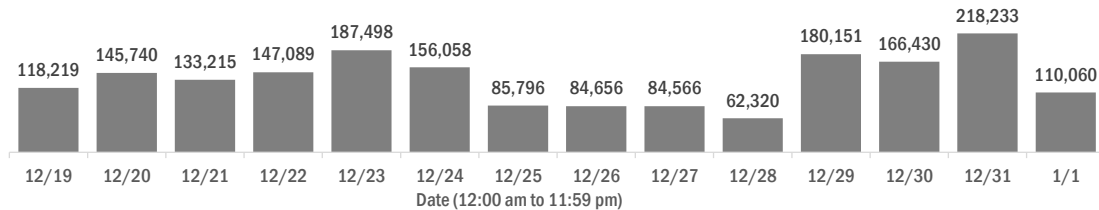


Laboratory testing for Florida residents over the past 2 weeks

Number of Florida residents tested per day

These counts include the number of people for whom the Department received PCR or antigen laboratory results by day.

People tested on multiple days will be included for each day a new result was received. A person is only counted once for each day they are tested, regardless of whether multiple specimens are tested or multiple results are received.

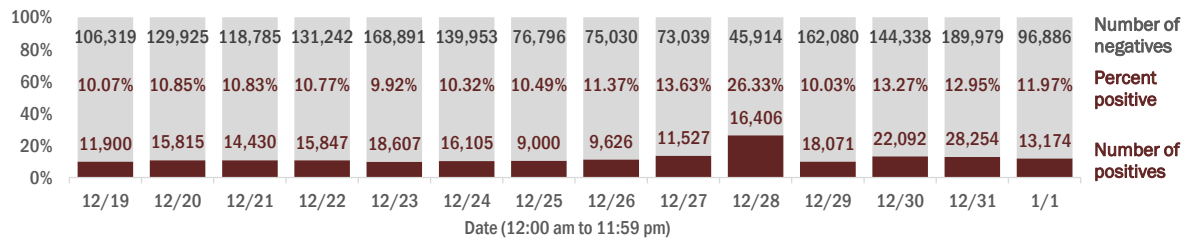


Number and percent of Florida residents with positive test results

The percent of positive results ranged from 9.92% to 26.33% over the past 2 weeks and was 11.97% yesterday.

These counts include the number of people for whom the Department received PCR or antigen laboratory results by day.

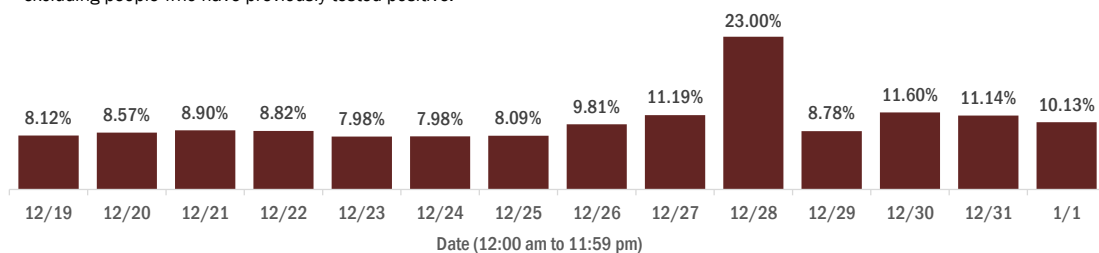
People tested on multiple days will be included for each day a new result was received. A person is only counted once for each day they are tested, regardless of whether multiple specimens are tested or multiple results are received. If a person has a positive specimen and a negative specimen in the same day, only the positive result is counted.



Percent positivity for new cases in Florida residents

The percent of positive results ranged from 7.98% to 23.00% over the past 2 weeks and was 10.13% yesterday.

This percent is the number of people who test PCR- or antigen-positive for the first time divided by all the people tested that day, excluding people who have previously tested positive.



COVID-19: characteristics of 1,331,059 Florida resident cases

Data through Jan 1, 2021 verified as of Jan 2, 2021 at 09:25 AM

Data in this report are provisional and subject to change.

Age group	Cases		Hospitalizations		Deaths	
0-4 years	24,003	2%	419	1%	0	0%
5-14 years	70,805	5%	383	1%	5	0%
15-24 years	207,891	16%	1,636	3%	35	0%
25-34 years	238,376	18%	3,319	5%	120	1%
35-44 years	208,413	16%	5,009	8%	354	2%
45-54 years	205,000	15%	7,572	12%	847	4%
55-64 years	174,672	13%	10,932	17%	2,393	11%
65-74 years	109,198	8%	12,863	20%	4,632	21%
75-84 years	61,044	5%	12,462	20%	6,551	30%
85+ years	30,522	2%	8,548	14%	6,953	32%
Unknown	1,135	0%	5	0%	0	0%
Total	1,331,059		63,148		21,890	

Gender	Cases	
Female	690,983	52%
Male	631,046	47%
Unknown	9,030	1%
Total	1,331,059	

Ethnicity	Cases		Hospitalizations		Deaths	
Hispanic	417,490	31%	16,810	27%	5,294	24%
Non-Hispanic	614,530	46%	43,115	68%	15,082	69%
Unknown	299,039	22%	3,223	5%	1,514	7%
Total	1,331,059		63,148		21,890	

Race and ethnicity	Cases		Hospitalizations		Deaths	
White	712,127	54%	40,244	64%	15,666	72%
Hispanic	277,279	21%	11,829	19%	4,194	19%
Non-Hispanic	383,032	29%	27,121	43%	10,743	49%
Unknown	51,816	4%	1,294	2%	729	3%
Black	176,526	13%	13,616	22%	3,771	17%
Hispanic	9,882	1%	558	1%	143	1%
Non-Hispanic	151,712	11%	12,762	20%	3,486	16%
Unknown	14,932	1%	296	0%	142	1%
Other race	188,083	14%	7,337	12%	1,752	8%
Hispanic	96,341	7%	4,000	6%	816	4%
Non-Hispanic	64,130	5%	3,013	5%	783	4%
Unknown	27,612	2%	324	1%	153	1%
Unknown race	254,323	19%	1,951	3%	701	3%
Hispanic	33,988	3%	423	1%	141	1%
Non-Hispanic	15,656	1%	219	0%	70	0%
Unknown	204,679	15%	1,309	2%	490	2%
Total	1,331,059		63,148		21,890	

Hospitalization counts include anyone who was hospitalized at some point during their illness. It does not reflect the number of people currently hospitalized. **Other race** includes any person with a race of American Indian/Alaskan native, Asian, native Hawaiian/Pacific Islander, or other.

COVID-19: deaths in Florida residents and staff of long-term care facilities

Data through Jan 1, 2021 verified as of Jan 2, 2021 at 09:25 AM

Data in this report are provisional and subject to change.

For current cases in residents or staff of long-term care facilities, please visit: <https://floridahealthcovid19.gov/>

County	Deaths		County	Deaths		County	Deaths	
Dade	910	11%	Hernando	119	1%	Gilchrist	15	0%
Palm Beach	831	10%	Lake	118	1%	Calhoun	12	0%
Pinellas	682	8%	Osceola	104	1%	Gadsden	12	0%
Broward	513	6%	Charlotte	98	1%	Washington	12	0%
Hillsborough	451	5%	Indian River	80	1%	Jefferson	10	0%
Polk	364	4%	Clay	77	1%	Baker	9	0%
Lee	294	4%	Jackson	77	1%	Gulf	9	0%
Brevard	293	4%	Leon	62	1%	Lafayette	9	0%
Sarasota	285	3%	Suwannee	58	1%	Holmes	8	0%
Duval	275	3%	St. Johns	53	1%	Desoto	5	0%
Orange	256	3%	Bay	52	1%	Bradford	4	0%
Volusia	206	2%	Highlands	52	1%	Levy	4	0%
St. Lucie	198	2%	Alachua	40	0%	Flagler	3	0%
Marion	192	2%	Columbia	38	0%	Monroe	3	0%
Seminole	187	2%	Sumter	33	0%	Taylor	3	0%
Escambia	166	2%	Nassau	28	0%	Hardee	2	0%
Manatee	154	2%	Santa Rosa	25	0%	Wakulla	2	0%
Collier	147	2%	Hendry	20	0%	Dixie	1	0%
Pasco	145	2%	Putnam	20	0%	Liberty	1	0%
Martin	129	2%	Walton	19	0%	Total	8,255	
Okaloosa	124	2%	Madison	18	0%			
Citrus	122	1%	Okeechobee	16	0%			

Note: cases are summarized by the county of usual residence. Residents and staff may be cases associated with facilities that are not in their county of usual residence, resulting in cases being included below for counties that do not have facilities with known cases.

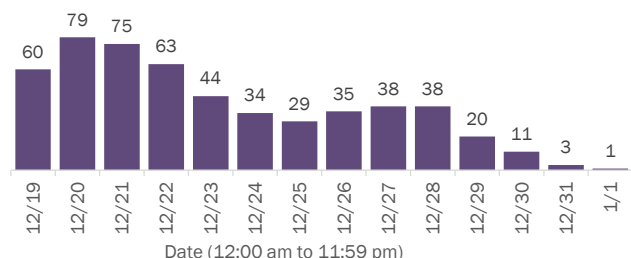
COVID-19: cases in Florida residents who have died

Data through Jan 1, 2021 verified as of Jan 2, 2021 at 09:25 AM

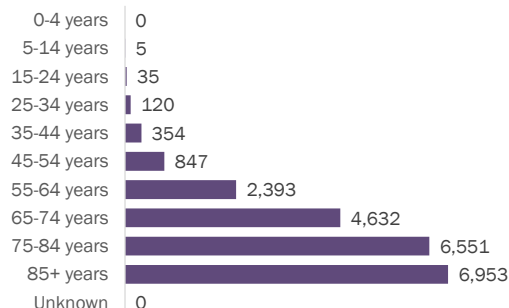
Data in this report are provisional and subject to change.

Demographics for all identified COVID-19 deaths: 21,890

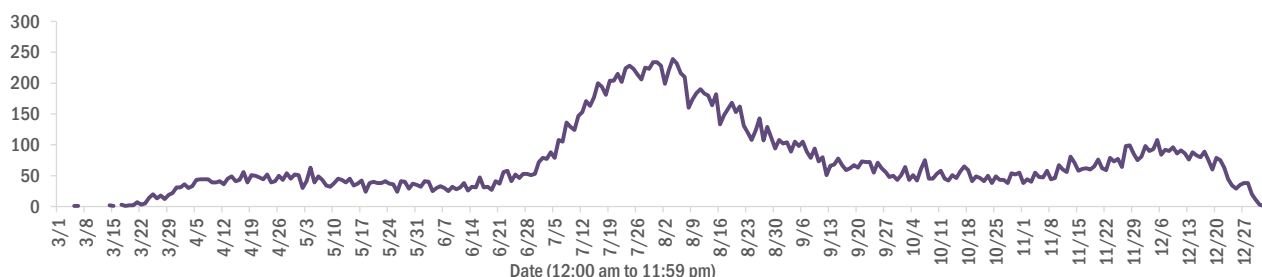
Deaths by date of death for the past 2 weeks



Deaths by age group



Deaths by date of death since March 2020



Age group	Deaths	Cases	Case fatality rate	Mortality rate per 100,000 population
0-4 years	0	24,003	0.0%	0.0
5-14 years	5	70,805	0.0%	0.2
15-24 years	35	207,891	0.0%	1.4
25-34 years	120	238,376	0.1%	4.2
35-44 years	354	208,413	0.2%	13.6
45-54 years	847	205,000	0.4%	30.4
55-64 years	2,393	174,672	1.4%	82.7
65-74 years	4,632	109,198	4.2%	190.9
75-84 years	6,551	61,044	10.7%	466.5
85+ years	6,953	30,522	22.8%	1203.9
Unknown	0	1,135	0.0%	
Total	21,890	1,331,059	1.6%	101.3

Race	Deaths	Cases	Case fatality rate	Mortality rate per 100,000 population
White	15,666	712,127	2.2%	93.8
Black	3,771	176,526	2.1%	103.1
Other	1,752	188,083	0.9%	140.8
Unknown	701	254,323	0.3%	
Total	21,890	1,331,059	1.6%	101.3

Gender	Deaths	Cases	Case fatality rate	Mortality rate per 100,000 population
Male	12,253	631,046	1.9%	116.0
Female	9,637	690,983	1.4%	87.3
Unknown	0	9,030	0.0%	
Total	21,890	1,331,059	1.6%	101.3

Ethnicity	Deaths	Cases	Case fatality rate	Mortality rate per 100,000 population
Hispanic	5,294	417,490	1.3%	93.2
Non-Hispanic	15,082	614,530	2.5%	94.7
Unknown	1,514	299,039	0.5%	
Total	21,890	1,331,059	1.6%	101.3

COVID-19: characteristics of 1,354,833 cases

Data through Jan 1, 2021 verified as of Jan 2, 2021 at 09:25 AM

Data in this report are provisional and subject to change.

Tables below include cases in Florida residents and non-Florida residents.

All 67 Florida counties have cases:

County	FL resident cases		Non-FL resident cases	Total cases	FL resident deaths	FL death rate
Dade	300,669	<div><div></div></div> 23%	3,518	304,187	4,239	1.4%
Broward	138,509	<div><div></div></div> 10%	1,601	140,110	1,862	1.3%
Palm Beach	83,718	<div><div></div></div> 6%	1,254	84,972	1,908	2.3%
Hillsborough	78,736	<div><div></div></div> 6%	736	79,472	1,084	1.4%
Orange	77,668	<div><div></div></div> 6%	844	78,512	750	1.0%
Duval	61,917	<div><div></div></div> 5%	971	62,888	739	1.2%
Pinellas	45,246	<div><div></div></div> 3%	1,064	46,310	1,052	2.3%
Lee	40,167	<div><div></div></div> 3%	1,146	41,313	675	1.7%
Polk	38,164	<div><div></div></div> 3%	250	38,414	791	2.1%
Osceola	25,669	<div><div></div></div> 2%	444	26,113	290	1.1%
Escambia	20,521	<div><div></div></div> 2%	2,493	23,014	379	1.8%
Collier	22,323	<div><div></div></div> 2%	588	22,911	339	1.5%
Volusia	22,490	<div><div></div></div> 2%	332	22,822	454	2.0%
Manatee	22,325	<div><div></div></div> 2%	387	22,712	434	1.9%
Pasco	22,426	<div><div></div></div> 2%	208	22,634	385	1.7%
Brevard	21,275	<div><div></div></div> 2%	266	21,541	525	2.5%
Leon	19,401	<div><div></div></div> 1%	620	20,021	175	0.9%
Sarasota	18,410	<div><div></div></div> 1%	625	19,035	512	2.8%
Seminole	18,394	<div><div></div></div> 1%	147	18,541	316	1.7%
Marion	18,337	<div><div></div></div> 1%	121	18,458	474	2.6%
Alachua	16,054	<div><div></div></div> 1%	176	16,230	133	0.8%
Lake	15,911	<div><div></div></div> 1%	195	16,106	302	1.9%
St. Lucie	14,699	<div><div></div></div> 1%	84	14,783	406	2.8%
St. Johns	13,357	<div><div></div></div> 1%	199	13,556	115	0.9%
Okaloosa	12,992	<div><div></div></div> 1%	134	13,126	232	1.8%
Bay	11,652	<div><div></div></div> 1%	480	12,132	212	1.8%
Clay	11,604	<div><div></div></div> 1%	35	11,639	188	1.6%
Santa Rosa	11,349	<div><div></div></div> 1%	143	11,492	130	1.1%
Martin	7,891	<div><div></div></div> 1%	123	8,014	210	2.7%
Charlotte	7,561	<div><div></div></div> 1%	86	7,647	236	3.1%
Hernando	7,563	<div><div></div></div> 1%	51	7,614	279	3.7%
Indian River	7,129	<div><div></div></div> 1%	68	7,197	160	2.2%
Citrus	6,785	<div><div></div></div> 1%	47	6,832	274	4.0%
Columbia	6,109	<div><div></div></div> 0%	26	6,135	119	1.9%
Sumter	5,258	<div><div></div></div> 0%	41	5,299	121	2.3%

County	FL resident cases		Non-FL resident cases	Total cases	FL resident deaths	FL death rate
Highlands	5,020	<div><div></div></div> 0%	53	5,073	206	4.1%
Walton	4,538	<div><div></div></div> 0%	494	5,032	48	1.1%
Nassau	4,640	<div><div></div></div> 0%	322	4,962	66	1.4%
Jackson	4,685	<div><div></div></div> 0%	58	4,743	119	2.5%
Monroe	4,137	<div><div></div></div> 0%	196	4,333	35	0.8%
Suwannee	4,105	<div><div></div></div> 0%	25	4,130	97	2.4%
Putnam	4,108	<div><div></div></div> 0%	11	4,119	74	1.8%
Gadsden	4,084	<div><div></div></div> 0%	14	4,098	59	1.4%
Flagler	3,834	<div><div></div></div> 0%	40	3,874	48	1.3%
Hendry	3,346	<div><div></div></div> 0%	15	3,361	49	1.5%
Unknown	236	<div><div></div></div> 0%	2,809	3,045	0	0.0%
Desoto	2,921	<div><div></div></div> 0%	14	2,935	58	2.0%
Baker	2,516	<div><div></div></div> 0%	11	2,527	36	1.4%
Okeechobee	2,470	<div><div></div></div> 0%	21	2,491	51	2.1%
Bradford	2,216	<div><div></div></div> 0%	8	2,224	23	1.0%
Wakulla	2,174	<div><div></div></div> 0%	9	2,183	25	1.1%
Hardee	2,138	<div><div></div></div> 0%	8	2,146	20	0.9%
Washington	1,998	<div><div></div></div> 0%	19	2,017	30	1.5%
Taylor	2,007	<div><div></div></div> 0%	4	2,011	26	1.3%
Levy	1,910	<div><div></div></div> 0%	10	1,920	20	1.0%
Holmes	1,698	<div><div></div></div> 0%	29	1,727	27	1.6%
Madison	1,553	<div><div></div></div> 0%	20	1,573	33	2.1%
Union	1,473	<div><div></div></div> 0%	0	1,473	65	4.4%
Lafayette	1,434	<div><div></div></div> 0%	0	1,434	22	1.5%
Gulf	1,333	<div><div></div></div> 0%	18	1,351	27	2.0%
Hamilton	1,279	<div><div></div></div> 0%	14	1,293	15	1.2%
Calhoun	1,270	<div><div></div></div> 0%	2	1,272	29	2.3%
Dixie	1,149	<div><div></div></div> 0%	3	1,152	11	1.0%
Gilchrist	1,037	<div><div></div></div> 0%	1	1,038	25	2.4%
Jefferson	1,012	<div><div></div></div> 0%	20	1,032	17	1.7%
Franklin	922	<div><div></div></div> 0%	20	942	4	0.4%
Glades	773	<div><div></div></div> 0%	2	775	11	1.4%
Liberty	764	<div><div></div></div> 0%	1	765	14	1.8%
Total	1,331,059		23,774	1,354,833	21,890	1.6%

COVID-19: characteristics of 1,331,059 Florida resident cases

Data through Jan 1, 2021 verified as of Jan 2, 2021 at 09:25 AM

Data in this report are provisional and subject to change.

The table below includes the cities and counties of residence for cases in Florida residents based on the patient's ZIP Code. Note that city is not always received as part of the initial notification and may be missing while the case is being investigated.

City and county	Cases
Miami, Dade	174,599
Orlando, Orange	58,024
Jacksonville, Duval	57,986
Tampa, Hillsborough	46,570
Hialeah, Dade	42,191
Fort Lauderdale, Broward	30,912
Hollywood, Broward	26,732
West Palm Beach, Palm Beach	20,396
Kissimmee, Osceola	19,736
Tallahassee, Leon	18,503
Naples, Collier	18,427
Homestead, Dade	17,716
Saint Petersburg, Pinellas	16,936
Pensacola, Escambia	16,856
Fort Myers, Lee	15,877
Bradenton, Manatee	14,766
Boca Raton, Palm Beach	14,394
Pompano Beach, Broward	14,198
Ocala, Marion	13,764
Lakeland, Polk	13,547
Gainesville, Alachua	13,016
Sarasota, Sarasota	11,550
Lake Worth, Palm Beach	10,391
Cape Coral, Lee	9,992
Port Saint Lucie, St. Lucie	9,584
Miramar, Broward	8,938
Clearwater, Pinellas	8,895
Miami Beach, Dade	8,441
Boynton Beach, Palm Beach	7,998
Miami Gardens, Dade	7,848
Panama City, Bay	7,453
Coral Springs, Broward	7,397
Doral, Dade	7,256
Saint Augustine, St. Johns	7,180
Melbourne, Brevard	6,536
Lehigh Acres, Lee	6,410
Winter Haven, Polk	6,409
Delray Beach, Palm Beach	6,299
Davie, Broward	5,866
Riverview, Hillsborough	5,762
Milton, Santa Rosa	5,642
Lake City, Columbia	5,639
Vero Beach, Indian River	5,455
Sunrise, Broward	5,309
Coral Gables, Dade	5,219
New Port Richey, Pasco	5,074
Fort Pierce, St. Lucie	5,033
Saint Cloud, Osceola	4,971
Largo, Pinellas	4,931
Daytona Beach, Volusia	4,786
Orange Park, Clay	4,766
Palm Bay, Brevard	4,754
Plantation, Broward	4,595
Apopka, Orange	4,578
Brandon, Hillsborough	4,558
North Miami Beach, Dade	4,429
Spring Hill, Hernando	4,429
Plant City, Hillsborough	4,311

COVID-19: characteristics of 1,331,059 Florida resident cases

Data through Jan 1, 2021 verified as of Jan 2, 2021 at 09:25 AM

Data in this report are provisional and subject to change.

The table below includes the cities and counties of residence for cases in Florida residents based on the patient's ZIP Code. Note that city is not always received as part of the initial notification and may be missing while the case is being investigated.

City and county	Cases
Clermont, Lake	4,284
Weston, Broward	4,264
Jupiter, Palm Beach	4,085
Sanford, Seminole	4,042
Deerfield Beach, Broward	4,041
Deltona, Volusia	3,854
Davenport, Polk	3,820
Port Charlotte, Charlotte	3,792
Stuart, Martin	3,780
Fort Walton Beach, Okaloosa	3,744
Miami Lakes, Dade	3,738
Winter Garden, Orange	3,629
Tamarac, Broward	3,552
Crestview, Okaloosa	3,378
Land O Lakes, Pasco	3,271
Wesley Chapel, Pasco	3,267
Live Oak, Suwannee	3,258
Coconut Creek, Broward	3,224
Palm Coast, Flagler	3,221
Opa Locka, Dade	3,220
Palm Beach Gardens, Palm Beach	3,217
Palmetto, Manatee	3,204
Deland, Volusia	3,173
Winter Park, Orange	3,120
Margate, Broward	3,085
Palm Harbor, Pinellas	3,047
Oviedo, Seminole	2,968
Wellington, Palm Beach	2,928
Immokalee, Collier	2,859
Arcadia, Desoto	2,846
Altamonte Springs, Seminole	2,793
Middleburg, Clay	2,782
Lutz, Hillsborough	2,755
Cutler Ridge, Dade	2,740
Punta Gorda, Charlotte	2,733
Venice, Sarasota	2,721
Hallandale, Broward	2,707
Brooksville, Hernando	2,705
Sebring, Highlands	2,697
North Port, Sarasota	2,679
Haines City, Polk	2,673
Leesburg, Lake	2,571
Ocoee, Orange	2,544
Valrico, Hillsborough	2,534
Pembroke Pines, Broward	2,508
Bonita Springs, Lee	2,498
Okeechobee, Okeechobee	2,459
Seminole, Pinellas	2,456
Port Orange, Volusia	2,445
Saint Johns, St. Johns	2,391
Zephyrhills, Pasco	2,336
Key West, Monroe	2,275
North Lauderdale, Broward	2,255
North Miami, Dade	2,251
Navarre, Santa Rosa	2,248
Ruskin, Hillsborough	2,247
Lake Worth Beach, Palm Beach	2,247
Pinellas Park, Pinellas	2,237
The Villages, Sumter	2,218

COVID-19: characteristics of 1,331,059 Florida resident cases

Data through Jan 1, 2021 verified as of Jan 2, 2021 at 09:25 AM

Data in this report are provisional and subject to change.

The table below includes the cities and counties of residence for cases in Florida residents based on the patient's ZIP Code. Note that city is not always received as part of the initial notification and may be missing while the case is being investigated.

City and county	Cases
Ormond Beach, Volusia	2,192
Longwood, Seminole	2,186
Jacksonville Beach, Duval	2,149
Windermere, Orange	2,141
Quincy, Gadsden	2,108
Niceville, Okaloosa	2,101
Gulf Breeze, Santa Rosa	2,013
Cantonment, Escambia	2,005
Crawfordville, Wakulla	1,979
Palatka, Putnam	1,945
Bartow, Polk	1,940
Hudson, Pasco	1,938
Dade City, Pasco	1,922
Oakland Park, Broward	1,914
Casselberry, Seminole	1,901
Cocoa, Brevard	1,889
Perry, Taylor	1,879
Green Cove Springs, Clay	1,858
Clewiston, Hendry	1,826
Marianna, Jackson	1,803
Panama City Beach, Bay	1,789
Port Richey, Pasco	1,770
North Fort Myers, Lee	1,758
Kissimmee, Polk	1,716
Fernandina Beach, Nassau	1,715
Ponte Vedra Beach, St. Johns	1,710
Lake Mary, Seminole	1,690
Auburndale, Polk	1,689
Royal Palm Beach, Palm Beach	1,660
Tarpon Springs, Pinellas	1,641
Aventura, Dade	1,632
Inverness, Citrus	1,626
Lynn Haven, Bay	1,615
Chipley, Washington	1,581
Defuniak Springs, Walton	1,569
Winter Springs, Seminole	1,552
Wimauma, Hillsborough	1,527
Lake Wales, Polk	1,509
Belle Glade, Palm Beach	1,508
New Smyrna Beach, Volusia	1,507
Titusville, Brevard	1,497
Starke, Bradford	1,491
Santa Rosa Beach, Walton	1,490
Esterro, Lee	1,466
Merritt Island, Brevard	1,457
Fleming Island, Clay	1,450
Parkland, Broward	1,448
Cooper City, Broward	1,441
Coconut Grove, Dade	1,418
Labelle, Hendry	1,417
Crossings, Dade	1,417
Mayo, Lafayette	1,414
Missing, Dade	1,412
Dunedin, Pinellas	1,402
Loxahatchee, Palm Beach	1,392
Holiday, Pasco	1,358
Sarasota, Manatee	1,354
Carol City, Dade	1,350
Destin, Okaloosa	1,345

COVID-19: characteristics of 1,331,059 Florida resident cases

Data through Jan 1, 2021 verified as of Jan 2, 2021 at 09:25 AM

Data in this report are provisional and subject to change.

The table below includes the cities and counties of residence for cases in Florida residents based on the patient's ZIP Code. Note that city is not always received as part of the initial notification and may be missing while the case is being investigated.

City and county	Cases
Key Biscayne, Dade	1,342
Eustis, Lake	1,328
Parrish, Manatee	1,315
Avon Park, Highlands	1,298
Palm City, Martin	1,296
Mulberry, Polk	1,265
Seffner, Hillsborough	1,245
Mount Dora, Lake	1,245
Wauchula, Hardee	1,244
Bonifay, Holmes	1,231
Odessa, Hillsborough	1,218
Tavares, Lake	1,211
Riviera Beach, Palm Beach	1,203
Rockledge, Brevard	1,187
Biscayne Park, Dade	1,163
Macclenny, Baker	1,151
Lake Butler, Union	1,103
Crystal River, Citrus	1,093
Groveland, Lake	1,088
Summerfield, Marion	1,075
Orange City, Volusia	1,069
Indiantown, Martin	1,069
Maitland, Orange	1,060
Madison, Madison	1,058
Florida City, Dade	1,057
Yulee, Nassau	1,047
Graceville, Jackson	1,047
Century, Escambia	1,021
Lithia, Hillsborough	1,008
Ponte Vedra, St. Johns	982
Homosassa, Citrus	982
Pinecrest, Dade	978
Dania, Broward	961
Callahan, Nassau	956
El Portal, Dade	952
Gibson, Hillsborough	948
Sebastian, Indian River	944
Lake Placid, Highlands	941
Monticello, Jefferson	934
Atlantic Beach, Duval	933
Dover, Hillsborough	932
Hobe Sound, Martin	926
Lady Lake, Lake	896
Apollo Beach, Hillsborough	883
Pace, Santa Rosa	882
Everglades National Park, Dade	877
Jasper, Hamilton	874
Palmetto Bay, Dade	861
Blountstown, Calhoun	852
Oldsmar, Pinellas	851
Sun City Center, Hillsborough	846
Alachua, Alachua	839
Sanderson, Baker	838
Palm Springs, Palm Beach	836
Dunnellon, Marion	821
Lecanto, Citrus	820
Havana, Gadsden	784
Lantana, Palm Beach	782
North Palm Beach, Palm Beach	780

COVID-19: characteristics of 1,331,059 Florida resident cases

Data through Jan 1, 2021 verified as of Jan 2, 2021 at 09:25 AM

Data in this report are provisional and subject to change.

The table below includes the cities and counties of residence for cases in Florida residents based on the patient's ZIP Code. Note that city is not always received as part of the initial notification and may be missing while the case is being investigated.

City and county	Cases
South Miami, Dade	777
Coleman, Sumter	775
Debary, Volusia	770
Edgewater, Volusia	755
Newberry, Alachua	744
Wewahitchka, Gulf	740
Trenton, Gilchrist	737
Bellevue, Marion	734
Moore Haven, Glades	728
Jensen Beach, Martin	705
Olympia Heights, Dade	704
Uleta, Dade	704
Freeport, Walton	699
Hilliard, Nassau	698
Wildwood, Sumter	698
Ellenton, Manatee	689
Coral, Dade	679
Safety Harbor, Pinellas	678
Keystone Heights, Clay	674
Satellite Beach, Brevard	673
Williston, Levy	671
Beverly Hills, Citrus	668
Lauderhill, Broward	662
Frostproof, Polk	661
Fisher Island, Dade	658
Fellsmere, Indian River	658
Cross City, Dixie	646
Chattahoochee, Gadsden	635
Bristol, Liberty	628
Wilton Manors, Broward	628
Mary Esther, Okaloosa	616
South Bay, Palm Beach	612
Nokomis, Sarasota	612
Hernando, Citrus	610
Shalimar, Okaloosa	602
Pahokee, Palm Beach	599
Polk City, Polk	598
Key Largo, Monroe	593
Lauderdale Lakes, Broward	588
Dunnellon, Citrus	588
Englewood, Charlotte	578
Bushnell, Sumter	576
Medley, Dade	574
Port Saint Joe, Gulf	573
Marco Island, Collier	563
Lawtey, Bradford	551
Crescent City, Putnam	542
Glen Saint Mary, Baker	524
Bowling Green, Hardee	522
Fort Meade, Polk	514
Englewood, Sarasota	510
Chiefland, Levy	504
Miramar Beach, Walton	493
Indialantic, Brevard	476
Neptune Beach, Duval	473
Southwest Ranches, Broward	469
Old Town, Dixie	467
Interlachen, Putnam	466
Thonotosassa, Hillsborough	462

COVID-19: characteristics of 1,331,059 Florida resident cases

Data through Jan 1, 2021 verified as of Jan 2, 2021 at 09:25 AM

Data in this report are provisional and subject to change.

The table below includes the cities and counties of residence for cases in Florida residents based on the patient's ZIP Code. Note that city is not always received as part of the initial notification and may be missing while the case is being investigated.

City and county	Cases
Carrabelle, Franklin	462
Cocoa Beach, Brevard	460
High Springs, Alachua	460
Marathon, Monroe	458
Spring Hill, Pasco	454
Lake Alfred, Polk	441
Minneola, Lake	439
Sweetwater, Dade	439
Sneads, Jackson	439
Jacksonville, St. Johns	434
Sorrento, Lake	429
Trinity, Pasco	425
Bronson, Levy	424
Fruitland Park, Lake	423
Fort White, Columbia	421
Fort Myers Beach, Lee	418
Belle Isle, Orange	403
Baker, Okaloosa	387
Clearwater Beach, Pinellas	382
Centerville, Leon	377
Florida State University, Leon	374
West Melbourne, Brevard	371
Cottdendale, Jackson	363
Mascotte, Lake	362
Palm Beach, Palm Beach	350
Gulfport, Pinellas	348
Weeki Wachee, Hernando	345
Umatilla, Lake	342
Oakland, Orange	342
Raiford, Union	339
Zolfo Springs, Hardee	334
Rotunda West, Charlotte	326
South Daytona, Volusia	325
Midway, Gadsden	324
Citra, Marion	322
Silver Springs, Marion	321
Bunnell, Flagler	320
Jay, Santa Rosa	309
Oxford, Sumter	304
Hawthorne, Alachua	300
Myakka City, Manatee	298
Malone, Jackson	296
Branford, Suwannee	295
Altha, Calhoun	291
Youngstown, Bay	285
Molino, Escambia	279
Bell, Gilchrist	278
Surfside, Dade	278
Haverhill, Palm Beach	277
Lehigh, Lee	276
Melbourne Beach, Brevard	276
Tavernier, Monroe	272
Alva, Lee	271
Ocklawaha, Marion	270
Celebration, Osceola	267
Flagler Beach, Flagler	266
Pierson, Volusia	266
De Leon Springs, Volusia	262
Hastings, St. Johns	261

COVID-19: characteristics of 1,331,059 Florida resident cases

Data through Jan 1, 2021 verified as of Jan 2, 2021 at 09:25 AM

Data in this report are provisional and subject to change.

The table below includes the cities and counties of residence for cases in Florida residents based on the patient's ZIP Code. Note that city is not always received as part of the initial notification and may be missing while the case is being investigated.

City and county	Cases
Grand Ridge, Jackson	257
Cape Canaveral, Brevard	256
Indian Harbour Beach, Brevard	256
Winter Park, Seminole	250
Apalachicola, Franklin	248
Greenville, Madison	248
Jennings, Hamilton	246
East Palatka, Putnam	246
Eagle Lake, Polk	245
Lake Park, Palm Beach	243
Archer, Alachua	241
Osprey, Sarasota	241
Dundee, Polk	239
Holly Hill, Volusia	237
Mims, Brevard	235
Missing, Orange	232
Orlando, Osceola	229
Ave Maria, Collier	228
Westville, Holmes	227
O Brien, Suwannee	225
Tequesta, Palm Beach	220
Melrose, Putnam	218
Chuluota, Seminole	217
Vernon, Washington	216
Montverde, Lake	216
Webster, Sumter	216
Floral City, Citrus	216
Greenwood, Jackson	214
Bal Harbour, Dade	214
Gotha, Orange	207
Kenneth City, Pinellas	206
Missing, Lee	204
West Miami, Dade	204
Missing, Volusia	201
Eastpoint, Franklin	198
Valparaiso, Okaloosa	195
Satsuma, Putnam	192
Orlando, Seminole	192
Edgewood, Orange	191
Bay Harbor Islands, Dade	191
Ponce De Leon, Holmes	190
Elkton, St. Johns	190
San Antonio, Pasco	189
Reddick, Marion	188
Missing, Santa Rosa	188
South Pasadena, Pinellas	187
Malabar, Brevard	186
Grand Island, Lake	185
Indian Rocks Beach, Pinellas	181
Sebastian, Brevard	180
Gretna, Gadsden	177
Bryceville, Nassau	177
Laurel Hill, Okaloosa	177
Eglin Air Force Base, Okaloosa	173
Belleair, Pinellas	170
Lee, Madison	166
Alafaya, Orange	166
Inlet Beach, Walton	163
Lake Panasoffkee, Sumter	161

COVID-19: characteristics of 1,331,059 Florida resident cases

Data through Jan 1, 2021 verified as of Jan 2, 2021 at 09:25 AM

Data in this report are provisional and subject to change.

The table below includes the cities and counties of residence for cases in Florida residents based on the patient's ZIP Code. Note that city is not always received as part of the initial notification and may be missing while the case is being investigated.

City and county	Cases
White Springs, Hamilton	158
Missing, Marion	158
Wellborn, Suwannee	158
Orlando, Dade	157
Southport, Bay	156
Fort Mccoy, Marion	155
Sanibel, Lee	147
Geneva, Seminole	145
Saint James City, Lee	144
Kindred, Osceola	144
Morrison, Levy	144
Azalea Park, Orange	143
Anthony, Marion	143
Apopka, Seminole	143
Mcdavid, Escambia	142
Hallandale Beach, Broward	141
Mcalpin, Suwannee	139
Holmes Beach, Manatee	138
Alford, Jackson	138
Clair-Mel City, Hillsborough	137
Howey-In-The-Hills, Lake	133
Orlando, Polk	133
University Of Miami, Dade	132
Longboat Key, Manatee	132
Greenacres, Palm Beach	131
Summerland Key, Monroe	130
Lakewood Ranch, Manatee	129
Missing, Brevard	128
Fountain, Bay	128
Missing, Palm Beach	128
Juno Beach, Palm Beach	128
Weirsdale, Marion	127
Hiawassee, Orange	126
Missing, St. Johns	126
Zellwood, Orange	125
Fern Park, Seminole	124
Micanopy, Alachua	123
Hosford, Liberty	122
Bokeelia, Lee	119
Caryville, Washington	117
Astatula, Lake	115
Lockhart, Orange	115
Center Hill, Sumter	115
Orlando, Broward	115
Babson Park, Polk	113
Lauderdale By The Sea, Broward	113
Pomona Park, Putnam	112
Madeira Beach, Pinellas	112
Islamorada, Monroe	112
Matlacha, Lee	111
Bay Lake, Orange	111
The Villages, Lake	111
Poinciana, Polk	110
Holt, Okaloosa	107
Viera, Brevard	103
Orlando, Volusia	102
Orlando, Hillsborough	101
Missing, Duval	101
Carrollwood, Hillsborough	100

COVID-19: characteristics of 1,331,059 Florida resident cases

Data through Jan 1, 2021 verified as of Jan 2, 2021 at 09:25 AM

Data in this report are provisional and subject to change.

The table below includes the cities and counties of residence for cases in Florida residents based on the patient's ZIP Code. Note that city is not always received as part of the initial notification and may be missing while the case is being investigated.

City and county	Cases
Missing, Pinellas	99
Atlantis, Palm Beach	98
Mangonia Park, Palm Beach	98
Altoona, Lake	97
Lake Helen, Volusia	97
South Fort Myers, Lee	97
Sopchoppy, Wakulla	96
Odessa, Pasco	95
Cloud Lake, Palm Beach	93
Steinhatchee, Taylor	93
Osteen, Volusia	91
Big Pine Key, Monroe	88
Oak Hill, Volusia	87
Missing, Broward	86
University Of FI, Alachua	86
Hypoluxo, Palm Beach	86
Placida, Charlotte	86
Grant-Valkaria, Brevard	85
Rocky Point, Hillsborough	83
Temple Terrace, Hillsborough	83
Lady Lake, Sumter	83
Citrus Springs, Citrus	83
Golden Beach, Dade	81
Clarksville, Calhoun	80
Hollister, Putnam	80
Cutler Bay, Dade	80
Sumterville, Sumter	79
Missing, Collier	79
Seville, Volusia	79
Maitland, Seminole	79
San Mateo, Putnam	79
Panacea, Wakulla	77
Buena Ventura Lakes, Osceola	76
F M, Lee	76
Waldo, Alachua	75
Baldwin, Duval	75
Lake Hamilton, Polk	75
Kendall, Dade	74
Brooker, Bradford	73
Christmas, Orange	72
Belleair Beach, Pinellas	72
Orlando, Palm Beach	72
Hampton, Bradford	72
Avon Park, Polk	71
Orlando, Lake	71
Ponce Inlet, Volusia	71
Missing, Pasco	71
Lutz, Pasco	70
Dinsmore, Duval	69
Inglis, Levy	69
Lamont, Jefferson	68
Hurlburt Field, Okaloosa	67
Callaway, Bay	67
Bascom, Jackson	67
Paisley, Lake	66
Harmony, Osceola	66
Palma Ceia, Hillsborough	65
Lighthouse Point, Broward	65
Tierra Verde, Pinellas	64

COVID-19: characteristics of 1,331,059 Florida resident cases

Data through Jan 1, 2021 verified as of Jan 2, 2021 at 09:25 AM

Data in this report are provisional and subject to change.

The table below includes the cities and counties of residence for cases in Florida residents based on the patient's ZIP Code. Note that city is not always received as part of the initial notification and may be missing while the case is being investigated.

City and county	Cases
University Of Central Florida, Orange	64
Barefoot Bay, Brevard	63
Pinetta, Madison	63
Florahome, Putnam	63
Air Mail Facility, Dade	62
Missing, Escambia	61
Eatonville, Orange	61
Stock Island, Monroe	61
University Of South Florida, Hillsborough	60
Ochopee, Collier	60
Canal Point, Palm Beach	59
The Villages, Marion	58
Bradenton Beach, Manatee	58
Astor, Lake	58
Crystal Beach, Pinellas	57
Bonita Beach, Lee	57
Welaka, Putnam	55
Lorida, Highlands	55
Ocean Ridge, Palm Beach	53
Fruit Cove, St. Johns	53
Tyndall Air Force Base, Bay	53
Greensboro, Gadsden	53
Fort Denaud, Hendry	52
Missing, Lake	51
Princeton, Dade	51
Saint Pete Beach, Pinellas	50
Patrick Air Force Base, Brevard	50
Orlando, Brevard	49
Boca Grande, Lee	49
Kathleen, Polk	48
Missing, Citrus	46
Sunny Isles Beach, Dade	46
Georgetown, Putnam	46
Campbellton, Jackson	45
West Park, Broward	45
Barry University, Dade	44
Missing, Hillsborough	43
Felda, Hendry	43
Florida Gulf Coast Univ, Lee	43
North Venice, Sarasota	43
North Redington Beach, Pinellas	42
Yalaha, Lake	42
Destin, Walton	42
Cinco Bayou, Okaloosa	41
Orlando, Pinellas	41
Sewalls Point, Martin	40
Cedar Key, Levy	40
Dania Beach, Broward	40
University Of Tampa, Hillsborough	39
Walnut Hill, Escambia	39
Heathrow, Seminole	39
Missing, Hernando	39
Palm Beach Shores, Palm Beach	39
Anna Maria, Manatee	39
Manalapan, Palm Beach	38
Treasure Island, Pinellas	38
Micco, Brevard	36
Missing, Clay	35
Singer Island, Palm Beach	35

COVID-19: characteristics of 1,331,059 Florida resident cases

Data through Jan 1, 2021 verified as of Jan 2, 2021 at 09:25 AM

Data in this report are provisional and subject to change.

The table below includes the cities and counties of residence for cases in Florida residents based on the patient's ZIP Code. Note that city is not always received as part of the initial notification and may be missing while the case is being investigated.

City and county	Cases
Reunion, Osceola	35
Ona, Hardee	35
Orlando, Leon	35
Northdale, Hillsborough	34
Village Of Wellington, Palm Beach	34
Lake Suzy, Desoto	34
Ebro, Washington	34
Flemington, Marion	34
Bellview, Escambia	33
Cudjoe Key, Monroe	33
Eaton Park, Polk	33
Aloma, Orange	33
Salt Springs, Marion	32
Missing, Seminole	32
Terra Ceia, Manatee	32
Saint Leo, Pasco	32
Mexico Beach, Bay	32
Town N Country, Hillsborough	32
Miami Springs, Dade	32
Miromar Lakes, Lee	31
Naranja, Dade	30
Highland City, Polk	30
Intercession City, Osceola	30
Highland Beach, Palm Beach	30
Miami, Unknown	29
Okahumpka, Lake	29
Gulf Breeze, Escambia	29
Missing, Nassau	28
Missing, Sumter	28
Kenansville, Osceola	28
Palm Shores, Brevard	28
Missing, Okaloosa	27
Hialeah Gardens, Dade	27
Bonita Springs, Collier	27
Pensacola Beach, Santa Rosa	27
Waverly, Polk	27
City Of Sunrise, Broward	27
Enterprise, Volusia	27
Missing, Manatee	26
Florida State, Leon	26
Bay Pines, Pinellas	26
Bagdad, Santa Rosa	26
Jupiter, Martin	26
Kinard, Calhoun	25
South Miami Heights, Dade	25
Winter Garden, Lake	25
Missing, Martin	25
Univ Of Fl Student Dorms, Alachua	25
South Palm Beach, Palm Beach	24
Nocatee, Desoto	24
Orlando, Pasco	24
Labelle, Glades	24
Missing, Indian River	24
North Bay Village, Dade	23
Caryville, Holmes	23
Key Colony Beach, Monroe	23
Santa Fe, Alachua	23
Orlando, Duval	23
Pasadena, Pinellas	22

COVID-19: characteristics of 1,331,059 Florida resident cases

Data through Jan 1, 2021 verified as of Jan 2, 2021 at 09:25 AM

Data in this report are provisional and subject to change.

The table below includes the cities and counties of residence for cases in Florida residents based on the patient's ZIP Code. Note that city is not always received as part of the initial notification and may be missing while the case is being investigated.

City and county	Cases
Tioga, Alachua	22
Lulu, Columbia	22
Florida Dept Of Corrections, Union	22
Penney Farms, Clay	22
University Of Central Fl, Orange	22
Miami Shores, Dade	22
Missing, St. Lucie	22
Missing, Polk	22
Florida A And M University, Leon	21
Tangerine, Orange	21
Chokoloskee, Collier	21
Bayonet Point, Pasco	21
Fort Lauderdale, Dade	20
Village Wellington, Palm Beach	20
Duette, Manatee	20
Tice, Lee	20
Orlando, Marion	20
La Crosse, Alachua	20
Hawthorne, Putnam	19
Ponte Vedra, Duval	19
Green Acres, Palm Beach	19
Balm, Hillsborough	19
Goulds, Dade	19
Sun City, Hillsborough	19
Homosassa Springs, Citrus	19
Lacoochee, Pasco	19
Poinciana, Osceola	19
Stetson University, Volusia	18
Indian Lake Estates, Polk	18
Babcock Ranch, Lee	18
New Smyrna, Volusia	18
Palmdale, Glades	18
University Of Central Florida, Broward	18
Horseshoe Beach, Dixie	18
Homeland, Polk	18
Siesta Key, Sarasota	18
Little Torch Key, Monroe	18
Florence Villa, Polk	18
Florida International Univ, Dade	18
Hallandale Beach, Broward	17
Orlando, Alachua	17
Sparr, Marion	17
Sydney, Hillsborough	17
City Of Westlake, Palm Beach	17
Bonifay, Washington	17
Apopka, Lake	17
Dowling Park, Suwannee	17
Perdido Key, Escambia	17
Eloise, Polk	17
Earleton, Alachua	17
Branford, Lafayette	16
Mcintosh, Marion	16
Long Key, Monroe	16
Bayshore Gardens, Manatee	16
Cortez, Manatee	16
West Panama City Beach, Bay	16
Bradley, Polk	15
Graceville, Holmes	15
Maitland, Volusia	15

COVID-19: characteristics of 1,331,059 Florida resident cases

Data through Jan 1, 2021 verified as of Jan 2, 2021 at 09:25 AM

Data in this report are provisional and subject to change.

The table below includes the cities and counties of residence for cases in Florida residents based on the patient's ZIP Code. Note that city is not always received as part of the initial notification and may be missing while the case is being investigated.

City and county	Cases
Ridge Manor, Pasco	15
Crystal Springs, Pasco	15
Paxton, Walton	15
Loughman, Polk	15
Sugarloaf Key, Monroe	15
Venus, Highlands	15
Orange Lake, Marion	15
Saint Marks, Wakulla	15
University Of Central Fl, Hillsborough	14
Missing, Osceola	14
Village Of Palmetto Bay, Dade	14
Goodland, Collier	14
Orlando, Manatee	14
Ocoee, Lake	14
Bostwick, Putnam	14
Champions Gate, Polk	14
Yankeetown, Levy	14
Lealman, Pinellas	14
Winter Park, Polk	14
Mango, Hillsborough	14
Candler, Marion	14
Orlando, Flagler	13
Everglades City, Collier	13
Wausau, Washington	13
Alturas, Polk	13
Maitland, Polk	13
Westchase, Hillsborough	13
Mexico Beach, Gulf	13
Gulf Stream, Palm Beach	13
Orlando, Lee	13
Bonaventure, Broward	13
Wabasso, Indian River	13
White Springs, Columbia	13
Hernando Beach, Hernando	12
Tallevast, Manatee	12
Maitland, Osceola	12
Miami, Broward	12
Fort Ogden, Desoto	12
Woodville, Leon	12
Wewahitchka, Calhoun	12
Parker, Bay	12
Pembroke Park, Broward	12
Golden Oak, Orange	12
Zellwood, Lake	12
Lowell, Marion	11
Jensen Beach, St. Lucie	11
Archer, Levy	11
Hollywood, Dade	11
Jacksonville, Unknown	11
Buckingham, Lee	11
Unknown, Dade	11
Plymouth, Orange	11
Murdock, Charlotte	11
Holder, Citrus	11
Indian River Shores, Indian River	11
Greenville, Taylor	11
Florida International University, Dade	11
Mount Dora, Orange	11
Saint Johns, Duval	11

COVID-19: characteristics of 1,331,059 Florida resident cases

Data through Jan 1, 2021 verified as of Jan 2, 2021 at 09:25 AM

Data in this report are provisional and subject to change.

The table below includes the cities and counties of residence for cases in Florida residents based on the patient's ZIP Code. Note that city is not always received as part of the initial notification and may be missing while the case is being investigated.

City and county	Cases
Rosemary Beach, Walton	10
Pine Castle, Orange	10
Gulf Hammock, Levy	10
Gonzalez, Escambia	10
Leisure City, Dade	10
Durant, Hillsborough	10
Wahneta, Polk	10
Apopka, Volusia	10
Union Park, Orange	10
Passport, Unknown	10
Lake City, Suwannee	10
Saint George Island, Franklin	10
Telogia, Liberty	10
Trilby, Pasco	10
Fort Charlotte, Charlotte	10
Pine Hills, Orange	10
Laud-By-The-Sea, Broward	10
Lake Como, Putnam	9
Trenton, Levy	9
University Park, Manatee	9
Ramrod Key, Monroe	9
Cottondale, Washington	9
Orlando, Okaloosa	9
Westlake, Palm Beach	9
Long Boat Key, Manatee	9
Palma Sola, Manatee	9
Graham, Bradford	9
Hillsboro Beach, Broward	9
Perrine, Dade	9
Laurel Hill, Walton	9
Orlando, Escambia	9
Lakeshore, Polk	9
Rubonia, Manatee	9
Steinhatchee, Dixie	9
Shady Hills, Pasco	9
Maxville, Duval	9
Lamont, Madison	9
Pensacola Beach, Escambia	9
Florida State Univ Admin, Leon	8
Forest City, Seminole	8
Indian Creek Village, Dade	8
Missing, Monroe	8
Dade City, Hernando	8
Webster, Hernando	8
Nichols, Polk	8
Fanning Springs, Gilchrist	8
Orlando, St. Lucie	8
Otter Creek, Levy	8
Maitland, Hillsborough	8
Hialeah, Unknown	8
Jerome, Collier	8
Saint Lucie West, St. Lucie	8
Belleair Bluffs, Pinellas	8
Brooksville, Pasco	8
Ferndale, Lake	8
Watersound, Walton	8
Pine Ridge, Citrus	7
Johns Pass Village, Pinellas	7
Kissimmee, Orange	7

COVID-19: characteristics of 1,331,059 Florida resident cases

Data through Jan 1, 2021 verified as of Jan 2, 2021 at 09:25 AM

Data in this report are provisional and subject to change.

The table below includes the cities and counties of residence for cases in Florida residents based on the patient's ZIP Code. Note that city is not always received as part of the initial notification and may be missing while the case is being investigated.

City and county	Cases
Choctaw Beach, Okaloosa	7
Lake Monroe, Seminole	7
Orlando, Sarasota	7
Innovation, Pasco	7
Redington Beach, Pinellas	7
Redington Shores, Pinellas	7
Missing, Taylor	7
Missing, Walton	7
Maitland, Lake	7
Missing, Columbia	7
Suwannee, Dixie	7
Salem, Taylor	7
Evinston, Alachua	7
Mount Plymouth, Lake	7
Missing, Putnam	7
West Delray Beach, Palm Beach	7
University Of Central Fl, Martin	7
Roseland, Indian River	7
Missing, Bay	7
Nalcrest, Polk	7
Ozona, Pinellas	7
Orchid, Indian River	6
Hutchinson Island, St. Lucie	6
High Springs, Gilchrist	6
Missing, Holmes	6
Morrison, Marion	6
Mayport Naval Station, Duval	6
Lake Butler, Bradford	6
Basinger, Okeechobee	6
Port Saint John, Brevard	6
Missing, Unknown	6
N/A, Unknown	6
Seacrest, Walton	6
Orlando, St. Johns	6
Orlando, Hernando	6
Orange Springs, Marion	6
Virginia Gardens, Dade	6
Missing, Sarasota	6
Forest City, Orange	6
Sea Ranch Lakes, Broward	6
Ponce De Leon, Walton	6
Winderemere, Orange	6
Daytona Beach Shores, Volusia	6
Citrus Ridge, Indian River	6
Palm City, St. Lucie	6
Ocoee, Osceola	6
Switzerland, St. Johns	6
White City, Gulf	5
Orlando, Charlotte	5
Winter Garden, Seminole	5
Lake Buena Vista, Orange	5
Grandin, Putnam	5
Beverly Beach, Flagler	5
Aripeka, Pasco	5
Putnam Hall, Putnam	5
Quail Heights, Dade	5
Pass, Unknown	5
River Ranch, Polk	5
Stuart, St. Lucie	5

COVID-19: characteristics of 1,331,059 Florida resident cases

Data through Jan 1, 2021 verified as of Jan 2, 2021 at 09:25 AM

Data in this report are provisional and subject to change.

The table below includes the cities and counties of residence for cases in Florida residents based on the patient's ZIP Code. Note that city is not always received as part of the initial notification and may be missing while the case is being investigated.

City and county	Cases
Winter Park, Broward	5
Niceville, Walton	5
Deer Island, Lake	5
East Lake, Marion	5
Ebro, Bay	5
Westchester, Dade	5
Apopka, Broward	5
Missing, Highlands	5
Windermere, Alachua	5
Orlando, Collier	5
Braden River, Manatee	5
Winter Garden, Osceola	5
Briny Breezes, Palm Beach	5
Citrus Hills, Citrus	5
Eatonville, Polk	5
Grant Valkaria, Brevard	5
Kingsley Lake, Bradford	5
Lakewood Ranch, Sarasota	5
Longboat Key, Sarasota	5
Duck Key, Monroe	5
Psl, Unknown	5
Lloyd, Jefferson	5
Los Angeles, Dade	5
Cypress, Jackson	5
Ybor City, Hillsborough	5
Pensacola, Unknown	4
Copeland, Collier	4
Miccosukee, Leon	4
Keystone Heights, Bradford	4
Fort Lauderdale, Palm Beach	4
Clewiston, Palm Beach	4
Jacksonville, Alachua	4
Naples, Lee	4
Newberry, Gilchrist	4
Okeechobee, Osceola	4
Missing, Calhoun	4
Miami Gardens, Unknown	4
Bella Collina, Lake	4
Missing, Alachua	4
Missing, Flagler	4
Williston, Marion	4
Saint Augustine, Duval	4
Alafaya, Broward	4
Elfers, Pasco	4
Fernandina, Nassau	4
International Service Center, Dade	4
Orlando, Citrus	4
Oneco, Manatee	4
Wakulla Springs, Wakulla	4
Missing, Hendry	4
Orlando, Highlands	4
Davenport, Osceola	4
Glen Ridge, Palm Beach	4
Goldenrod, Seminole	4
Scottsmoor, Brevard	4
Orlando, Bay	4
Barberville, Volusia	4
Grove City, Charlotte	4
Loxahatchee Groves, Palm Beach	4

COVID-19: characteristics of 1,331,059 Florida resident cases

Data through Jan 1, 2021 verified as of Jan 2, 2021 at 09:25 AM

Data in this report are provisional and subject to change.

The table below includes the cities and counties of residence for cases in Florida residents based on the patient's ZIP Code. Note that city is not always received as part of the initial notification and may be missing while the case is being investigated.

City and county	Cases
Live Oak, Madison	4
Captiva, Lee	4
Cross Creek, Alachua	4
Fairfield, Marion	4
Eau Gallie, Brevard	4
Indian Shores, Pinellas	4
West Bradenton, Manatee	4
Windermere, Leon	4
University Of Central Florida, Brevard	4
Valkaria, Brevard	4
Saint Augustine Beach, St. Johns	4
Orlando, Columbia	4
Holt, Santa Rosa	4
Inlet Beach, Bay	4
Maitland, Leon	4
Mayport, Duval	4
Missing, Leon	4
Milton, Escambia	4
Worthington Springs, Union	4
Orlando, Santa Rosa	4
Shady Grove, Taylor	4
Tampa, Pinellas	3
Sunny Hills, Washington	3
Orlando, Union	3
Winter Park, Alachua	3
Winter Park, Leon	3
Winter Park, Osceola	3
Jacksonville, Clay	3
Apopka, Dade	3
Bonifay, Jackson	3
Orlando, Indian River	3
Orlando, Martin	3
Saint Augusaintine Beach, St. Johns	3
Windermere, Seminole	3
Village Of Golf, Palm Beach	3
Hallandale Beach, Unknown	3
Deerfield Beach, Palm Beach	3
Blountstown, Liberty	3
Lynbrook, Broward	3
Lake Geneva, Clay	3
Miami Gardens, Broward	3
Maitland, Pasco	3
Melrose, Bradford	3
Margate, Unknown	3
Alys Beach, Bay	3
Eglin, Okaloosa	3
Port Salerno, Martin	3
Winter Garden, Polk	3
Pp, Unknown	3
Wildlight, Nassau	3
University Of Central Florida, Palm Beach	3
University Of Central Florida, Pinellas	3
Winter Park, Lake	3
Woodside, Broward	3
Labelle, Lee	3
Apopka, Osceola	3
Brewton, Escambia	3
Ocoee, Broward	3
Vernon, Bay	3

COVID-19: characteristics of 1,331,059 Florida resident cases

Data through Jan 1, 2021 verified as of Jan 2, 2021 at 09:25 AM

Data in this report are provisional and subject to change.

The table below includes the cities and counties of residence for cases in Florida residents based on the patient's ZIP Code. Note that city is not always received as part of the initial notification and may be missing while the case is being investigated.

City and county	Cases
Windermere, Palm Beach	3
Winter Park, Brevard	3
Mayport Naval Housing, Duval	3
Samoset, Manatee	3
San Fernando, Unknown	3
Pompano Beach, Palm Beach	3
Indian Rock Beach, Pinellas	3
Inglis, Citrus	3
Hollywood, Unknown	3
Monticello, Madison	3
Fernandina Beach, Duval	3
Bowling Green, Polk	3
Fpo, Duval	3
Cypress Gardens, Polk	3
Day, Lafayette	3
Orange Park, Duval	3
Seacrest, Bay	3
Point Washington, Walton	3
University Of Central Fl, Seminole	3
Vero Beach, St. Lucie	3
Ocean Reef Club, Monroe	3
Nobleton, Hernando	3
Missing, Washington	3
Mims, Volusia	3
Jonesville, Alachua	3
Julington Creek, St. Johns	3
Apopka, Hillsborough	3
El Jobean, Charlotte	3
Miramar, Dade	3
Orlando, Jackson	3
North Fort Myers, Charlotte	3
Jacksonville Naval Air Station, Duval	3
Kissimmee, Unknown	3
Conch Key, Monroe	3
Chicago, Lee	3
Branford, Gilchrist	3
Bristol, Calhoun	3
Bayou George, Bay	3
Babcock Ranch, Charlotte	3
San Carlos Park, Lee	3
Sorrento, Orange	3
Umatilla, Marion	3
Lamont, Taylor	3
Clarcona, Orange	3
Glenwood, Volusia	3
Ft Pierce, St. Lucie	3
Orlando, Nassau	3
Sugarloaf, Monroe	3
Winter Garden, Leon	3
Westville, Walton	3
Saint Marys, Nassau	2
Windermere, Lake	2
Winter Park, Highlands	2
Wacissa, Jefferson	2
Ocoee, Leon	2
Port Saint Lucie, Palm Beach	2
Haines Creek, Lake	2
Fort Lauderdale, Alachua	2
Cross City, Taylor	2

COVID-19: characteristics of 1,331,059 Florida resident cases

Data through Jan 1, 2021 verified as of Jan 2, 2021 at 09:25 AM

Data in this report are provisional and subject to change.

The table below includes the cities and counties of residence for cases in Florida residents based on the patient's ZIP Code. Note that city is not always received as part of the initial notification and may be missing while the case is being investigated.

City and county	Cases
Carl Fisher, Dade	2
Land O Lakes, Hillsborough	2
Milligan, Okaloosa	2
Missing, Okeechobee	2
Lakeland, Unknown	2
University Of Central Florida, Lee	2
Tampa, Hernando	2
Summerfield, Unknown	2
Vero Beach, Unknown	2
Yeehaw, Okeechobee	2
Winter Park, Dade	2
Wauchula, Desoto	2
Sebring, Desoto	2
Pompano Beach, Unknown	2
Panama City, Unknown	2
000000, Unknown	2
Cape Haze, Charlotte	2
Boynton Beach, Broward	2
Jacksonville Naval Hospital, Duval	2
Longview, Dade	2
Jacksonville, Nassau	2
Okeechobee, Lake	2
Ormond Beach, Flagler	2
Melrose, Clay	2
Mesa, Unknown	2
East Rockland Key, Monroe	2
At Large, Broward	2
Alford, Washington	2
Altamonte Springs, Orange	2
Alys Beach, Walton	2
Apopka, Duval	2
Jupiter Island, Martin	2
Labelle, Collier	2
Lauderhill, Unknown	2
Longwood, Unknown	2
Long Beach, Orange	2
Maitland, Palm Beach	2
Miramar, Unknown	2
Miami, Martin	2
North Port, Charlotte	2
New Port Richey, Hillsborough	2
Venice, Dade	2
University Of Central Fl, Broward	2
Winter Park, Collier	2
Winter Park, Duval	2
Winter Park, Hillsborough	2
Sand Lake, Orange	2
Windermere, Hillsborough	2
Winter Park, Volusia	2
Dade City, Unknown	2
Crescent Beach, Sarasota	2
Crestview, Walton	2
Cross Key, Monroe	2
Green Cove Springs, Duval	2
Claysville, Hernando	2
Cibolo, Orange	2
Cape San Blas, Gulf	2
Missing, Suwannee	2
Marysville, Dade	2

COVID-19: characteristics of 1,331,059 Florida resident cases

Data through Jan 1, 2021 verified as of Jan 2, 2021 at 09:25 AM

Data in this report are provisional and subject to change.

The table below includes the cities and counties of residence for cases in Florida residents based on the patient's ZIP Code. Note that city is not always received as part of the initial notification and may be missing while the case is being investigated.

City and county	Cases
Land O Lakes, Unknown	2
Port Canaveral, Brevard	2
Seguin, Unknown	2
Sunrise, Unknown	2
Tampa, Broward	2
Oakland Park, Unknown	2
Moore Haven, Hendry	2
Naples, Broward	2
Orlando, Holmes	2
Orlando, Sumter	2
Lanark Village, Franklin	2
Lake Harbor, Palm Beach	2
Cassadaga, Volusia	2
Fort Walton Beach, Walton	2
Dunnellon, Levy	2
Windermere, Polk	2
Winter Garden, Brevard	2
University Of Central Fl, Dade	2
University Of Central Fl, Osceola	2
Provo, Broward	2
Portland, Unknown	2
Pp, Dade	2
Winter Garden, Hillsborough	2
Pass, Dade	2
Ocean Breeze, Martin	2
Tangerine, Lake	2
Florida Power & Light Co, Dade	2
Gibsonia, Polk	2
Amelia City, Nassau	2
Alligator Point, Wakulla	2
Los Angeles, Broward	2
Madison, Unknown	2
Lockhart, Seminole	2
Hiialeah, Broward	2
Highland Park, Polk	2
Jacksonville, Dade	2
Miami, Palm Beach	2
Missing, Jackson	2
None, Dade	2
Lakeland, Hillsborough	2
Lutz, Pinellas	2
Lawtey, Union	2
Los Angeles, Okaloosa	2
Alligator Point, Franklin	2
Coconut Creek, Unknown	2
Crawfordville, Leon	2
Immokalee, Lee	2
Eatonville, Lake	2
Fort Lauderdale, Unknown	2
Fort Myers, Unknown	2
Winter Garden, Broward	2
Winter Garden, Dade	2
Windermere, Osceola	2
Winter Park, St. Johns	2
Saint Petersburg, Hillsborough	2
Upper Key Largo, Monroe	2
Seven Springs, Pasco	2
Orlando, Unknown	2
Port Charlotte, Unknown	2

COVID-19: characteristics of 1,331,059 Florida resident cases

Data through Jan 1, 2021 verified as of Jan 2, 2021 at 09:25 AM

Data in this report are provisional and subject to change.

The table below includes the cities and counties of residence for cases in Florida residents based on the patient's ZIP Code. Note that city is not always received as part of the initial notification and may be missing while the case is being investigated.

City and county	Cases
Punta Gorda, Lee	2
Port Saint Lucie, Martin	2
Apopka, Flagler	2
Apopka, Marion	2
Apopka, Sarasota	2
Clermont, Polk	2
Doctors Inlet, Clay	2
Deland, Lake	2
Greenville, Jefferson	2
Fort Pierce, Martin	2
Laurel, Sarasota	2
Lecanto, Marion	2
Ludlam, Dade	2
Oklawaha, Marion	2
Olustee, Baker	2
Ocoee, Duval	2
Tarpon Springs, Pasco	2
West Palm Beach, Dade	2
Wesley Chapel, Alachua	1
Weston, Dade	1
Wheaton, Lee	1
Virginia Beach, Hernando	1
University Of Central Florida, Monroe	1
Tewksbury, Orange	1
Toms River, Dade	1
Tangerine, Seminole	1
Tampa Palms, Hillsborough	1
Soldotna, Broward	1
South Burlington, Orange	1
Steinhatchee, Madison	1
Ocoee, Lee	1
Ocoee, Volusia	1
Okeechobee, St. Lucie	1
Opalocka, Dade	1
Palm Coast, Duval	1
Orlando, Hendry	1
Orlando, Levy	1
Pineland, Lee	1
Saint Cloud, Lee	1
Saint Johns, Orange	1
San Antonio, Sarasota	1
San Antonio, Unknown	1
Sanford, Volusia	1
Perry, Leon	1
Palm Springs North, Dade	1
Provincetown, Collier	1
Wood River, Polk	1
Magnolia Square, Osceola	1
Maitland, Alachua	1
Lemoyne, Manatee	1
Lawrence Township, Palm Beach	1
Melrose, Alachua	1
Miamf, Dade	1
Miami G, Dade	1
Miami, Collier	1
Marianna, Calhoun	1
New Richmond, Volusia	1
Oakland, Lake	1
Oakland, Leon	1

COVID-19: characteristics of 1,331,059 Florida resident cases

Data through Jan 1, 2021 verified as of Jan 2, 2021 at 09:25 AM

Data in this report are provisional and subject to change.

The table below includes the cities and counties of residence for cases in Florida residents based on the patient's ZIP Code. Note that city is not always received as part of the initial notification and may be missing while the case is being investigated.

City and county	Cases
Gotha, Leon	1
Gilmer, Dade	1
Haverford, Hillsborough	1
Lake Placid, Alachua	1
Lander, Citrus	1
Las Vegas, Orange	1
Kingsland, Duval	1
Kissimmee, Brevard	1
Deland, Polk	1
Dallas, Lee	1
De Leon Springs, Putnam	1
Estero, Collier	1
Fanning Springs, Levy	1
Columbus, Brevard	1
Cookeville, Seminole	1
Crestview, Holmes	1
Cumberland, Palm Beach	1
Dade City, Hillsborough	1
Charlotte, Pasco	1
Clear Brook, Lee	1
Clermont, Orange	1
Apopka, St. Lucie	1
Belle Isle, Polk	1
Apopka, Manatee	1
99, Unknown	1
Alanson, Bay	1
Aollywoss, Dade	1
Boca Raton, Unknown	1
Bohealia, Lee	1
Blowing Rock, Polk	1
Carol Stream, Orange	1
Bryant, Alachua	1
Rex, Duval	1
Port Everglades, Broward	1
Peoria, Unknown	1
Pacifica, Dade	1
Orlando, Washington	1
Palm Coast, Polk	1
Palm Coast, Volusia	1
Parker, Dade	1
Okeechobee, Glades	1
Oooooo, Unknown	1
Sun City Center, Hardee	1
Tallahassee, Duval	1
Tampa, Palm Beach	1
Tulsa, Orange	1
University Of Central Fl, Clay	1
Saint Petersburg, St. Lucie	1
Saint Johns, Unknown	1
Rye, Duval	1
Seybold, Dade	1
Saxis, Lee	1
Sebring, Lee	1
Spring Hill , Hernando	1
Starke, Clay	1
Stone Mountain, Palm Beach	1
Zolfo Springs, Polk	1
Winter Park, Calhoun	1
Winter Park, Indian River	1

COVID-19: characteristics of 1,331,059 Florida resident cases

Data through Jan 1, 2021 verified as of Jan 2, 2021 at 09:25 AM

Data in this report are provisional and subject to change.

The table below includes the cities and counties of residence for cases in Florida residents based on the patient's ZIP Code. Note that city is not always received as part of the initial notification and may be missing while the case is being investigated.

City and county	Cases
Winter Park, Lee	1
Windermere, Pasco	1
Vernon, Unknown	1
Winter Garden, Pinellas	1
Washington, Unknown	1
Wekiva Springs, Seminole	1
West Villages, Sarasota	1
Wichita, Volusia	1
Winder Garden, Orange	1
Windermere, Broward	1
Fort Pierce, Unknown	1
Gotha, Palm Beach	1
Eatonville, Osceola	1
Cypress, Leon	1
Edgewood, Osceola	1
Homeless, Polk	1
Homosassa, Hernando	1
Harrison, Pinellas	1
Granada Hills, Broward	1
Hailandale, Unknown	1
Hialeah, Bay	1
Clermont, Osceola	1
Clewiston, Glades	1
Deland, St. Lucie	1
Deltona, Orange	1
Cartersville, Unknown	1
Anaheim, Unknown	1
Alafaya, Palm Beach	1
Athens, Duval	1
Bogota, Orange	1
Bradington, Manatee	1
Bronx, Palm Beach	1
Blountstown, Jackson	1
Belle Isle, Dade	1
Louisville, Manatee	1
Los Angeles Ca, Unknown	1
Lewisburg, Pasco	1
Littleton, Dade	1
Maitland, Dade	1
Lake City, Hamilton	1
Jerusalem, St. Johns	1
La Grange, Dade	1
North Pole, Seminole	1
North Port, Lee	1
Mount Pleasant, Gadsden	1
Navarre, Okaloosa	1
New Orleans, Palm Beach	1
Newark, Broward	1
Newburgh, Bay	1
Middlesburg, Duval	1
Missing, Hardee	1
Marshall, Dade	1
Miami Lakes, Unknown	1
Miami, Hillsborough	1
Miami, Orange	1
Jeffersonville, Broward	1
Lake Worth, Broward	1
Knoxville, Escambia	1
Lake Mary, Lake	1

COVID-19: characteristics of 1,331,059 Florida resident cases

Data through Jan 1, 2021 verified as of Jan 2, 2021 at 09:25 AM

Data in this report are provisional and subject to change.

The table below includes the cities and counties of residence for cases in Florida residents based on the patient's ZIP Code. Note that city is not always received as part of the initial notification and may be missing while the case is being investigated.

City and county	Cases
Hickory, Lee	1
Homeless, Dade	1
Hallandale Ben, Unknown	1
Loganville, Orange	1
Longwood, Orange	1
Lauderdale Hill, Unknown	1
Live Oak, Columbia	1
Marietta, Sarasota	1
Miamii, Dade	1
Miamt, Dade	1
Mid Florida, Seminole	1
Middleburg, Duval	1
N/A, Duval	1
Naples, Alachua	1
Miami Garden, Unknown	1
Alva, Collier	1
333, Unknown	1
Alafaya, Volusia	1
Allentown, Putnam	1
Amelia Village, Nassau	1
Apple Creek, Citrus	1
Bear Grass, Palm Beach	1
Azalea Park, Osceola	1
Chipley, Holmes	1
Chipley, Jackson	1
Colorado Springs, Unknown	1
Conifer, Lee	1
Coco River, Collier	1
Bryn Mawr, Palm Beach	1
Camden Wyoming, Duval	1
Chattanooga, Dade	1
Fort Denaud, Glades	1
Fortlauderdale, Unknown	1
Ft Pierce, Unknown	1
Garland, Orange	1
FI State Lot, Leon	1
El Paso, Unknown	1
Everett, Dade	1
Eatonville, Seminole	1
Destin, Unknown	1
Deerfiled Beach, Broward	1
University Of Central Florida, Hillsborough	1
Vero Beach, Brevard	1
Village Of Palm Springs, Palm Beach	1
Webster, Pasco	1
University Of Central FI, Pasco	1
Union City, Bradford	1
Republic, Monroe	1
Riverview, Manatee	1
Saint Teresa, Wakulla	1
San Diego, Unknown	1
Russellville, Hillsborough	1
Saint Augustine, Okaloosa	1
Tampa, Manatee	1
Steinhatchee, Alachua	1
Oviedo, Leon	1
Opa Locka, Polk	1
Orem, Sarasota	1
Orem, Unknown	1

COVID-19: characteristics of 1,331,059 Florida resident cases

Data through Jan 1, 2021 verified as of Jan 2, 2021 at 09:25 AM

Data in this report are provisional and subject to change.

The table below includes the cities and counties of residence for cases in Florida residents based on the patient's ZIP Code. Note that city is not always received as part of the initial notification and may be missing while the case is being investigated.

City and county	Cases
Old Town, Gilchrist	1
Ocoee, Hillsborough	1
Ocala, Unknown	1
Palm City, Unknown	1
Pine Hills, Broward	1
Porter Ranch, Dade	1
Raiford, Bradford	1
Port Saint Lucie, Indian River	1
Pompano Beach, Alachua	1
Woodland Hills, Brevard	1
Westerville, Hillsborough	1
Windermere, Dade	1
Winston Salem, Unknown	1
Wilbur By The Sea, Volusia	1
Willowbrook, Lee	1
Port Charlotte Fl, Unknown	1
Ponce, Orange	1
Saint Petersburg, Dade	1
San Juan, Osceola	1
San Pedro Sula, Dade	1
Richmond Heights, Dade	1
Rochester, Lee	1
Rosemary Beach, Bay	1
South Otselic, Dade	1
Sumatra, Liberty	1
Sumter Ville, Unknown	1
Telluride, Lee	1
University Of Central Fl, St. Johns	1
University Of Central Florida, Dade	1
Tinley Park, Lee	1
Springhill, Unknown	1
Wimauma, Manatee	1
Windermere, Lee	1
Winter Garden, Sumter	1
Wayne, Dade	1
West Simsbury, Collier	1
Duke Field Air Force Station, Okaloosa	1
Flora, Lee	1
Fdsf, Unknown	1
Fruitland Park, Sumter	1
Fwb, Unknown	1
Gastonia, Polk	1
Green, Clay	1
Greensburg, Orange	1
Greenville, Monroe	1
Gulf Shores, Escambia	1
Knoxville, Duval	1
Havanna, Gadsden	1
Hialeah Lakes, Dade	1
Hilliard, Dade	1
Hollywood, Leon	1
Holt, Unknown	1
Humble, Broward	1
Bryn Mawr, Collier	1
Apalachicola, Leon	1
Apopka, Palm Beach	1
Aspen, Palm Beach	1
Atlanta, Broward	1
Azalea Park, Sarasota	1

COVID-19: characteristics of 1,331,059 Florida resident cases

Data through Jan 1, 2021 verified as of Jan 2, 2021 at 09:25 AM

Data in this report are provisional and subject to change.

The table below includes the cities and counties of residence for cases in Florida residents based on the patient's ZIP Code. Note that city is not always received as part of the initial notification and may be missing while the case is being investigated.

City and county	Cases
Bartow, Unknown	1
Boca Rotan, Unknown	1
Deltona , Volusia	1
Clermont, Unknown	1
Columbia, Orange	1
Coral Springs, Unknown	1
Cornelius, Leon	1
Crestview, Dade	1
Dade City, Polk	1
Dania, Unknown	1
Darien, Pasco	1
Lakewood, Unknown	1
Los Angeles, Polk	1
Maitland, Unknown	1
Missing, Charlotte	1
Middleburg, Unknown	1
Minneapolis, Broward	1
Melbourne, Orange	1
Miami Beach, Palm Beach	1
Miami Granders, Dade	1
Opa Locka, Unknown	1
Pensacola, Santa Rosa	1
Plant City, Pinellas	1
Plantation, Unknown	1
Naugatuck, Lee	1
Myakka, Duval	1
Ocoee, Polk	1
Oakland, Broward	1
Oakland, Manatee	1
New Vernon, Sarasota	1
New York, Broward	1
Ocala, Duval	1
Orlando, Clay	1
Orem, Dade	1
Ocoee, Manatee	1
Okeechobee, Martin	1
Okeechobi, Unknown	1
North Porte, Unknown	1
Notrealville, Polk	1
Orlando, Gadsden	1
Orlando, Walton	1
Oviedo, Lake	1
Pensacola, Dade	1
Plantation Key, Monroe	1
Plantation, Leon	1
Panomo City, Bay	1
Twentynine Palms, Broward	1
Surprise, Unknown	1
Syracuse, Unknown	1
Sarasota, Unknown	1
St Cloud, Orange	1
Saint Petersburg, Bay	1
San Marcos, Unknown	1
Pooler, Broward	1
Ridgewood, Lee	1
Roseville, Broward	1
Port St. Lucie, Unknown	1
Putnam, Putnam	1
Whippany, Volusia	1

COVID-19: characteristics of 1,331,059 Florida resident cases

Data through Jan 1, 2021 verified as of Jan 2, 2021 at 09:25 AM

Data in this report are provisional and subject to change.

The table below includes the cities and counties of residence for cases in Florida residents based on the patient's ZIP Code. Note that city is not always received as part of the initial notification and may be missing while the case is being investigated.

City and county	Cases
Weirsdale, Lake	1
Xifamk, Dade	1
Winfield, Hillsborough	1
Winter Garden, Lee	1
Winter Garden, Unknown	1
Winter Park, Bay	1
Vernon, Walton	1
University Of Central Florida, Duval	1
Venezuela, Unknown	1
Landolakes, Unknown	1
Lawton, Okaloosa	1
Lima, Volusia	1
Maccleddy, Dixie	1
Madison, Jefferson	1
Lake Forest, Collier	1
Irmo, Unknown	1
Island Grove, Alachua	1
Jacksonville, Baker	1
Key West, Palm Beach	1
Kilgore, Dade	1
Jupiter Inlet, Palm Beach	1
Jzx, Unknown	1
Greensboro, Leon	1
Miami Dade, Unknown	1
Metter, Manatee	1
Miamksaohes, Dade	1
Missing, Lafayette	1
Monument, Broward	1
Mokena, Lee	1
Morrisville, Palm Beach	1
North Brunswick, St. Lucie	1
North Lauderdale, Unknown	1
Clearwater, Leon	1
Clarcona, Seminole	1
Bradenton, Lee	1
Bogota, Unknown	1
Canton, Duval	1
Callahan, Duval	1
Alafaya, Pinellas	1
Apopka, Leon	1
Atlanta, Walton	1
Attalla, Broward	1
Autaugaville, Broward	1
Azalea Park, Lake	1
Azalea Park, Polk	1
Glen Cove, Unknown	1
Glen Saint Mary, Duval	1
Gainesville, Levy	1
Fleming Island, Duval	1
Crystal River, Marion	1
Crestview, Broward	1
Deerfield Beach, Polk	1
Defuniak Springs, Okaloosa	1
Eatonville, Hillsborough	1
Winter Springs, Orange	1
Youngstown, Washington	1
Zellwood, Brevard	1
Zellwood, Osceola	1
Winnetka, Dade	1

COVID-19: characteristics of 1,331,059 Florida resident cases

Data through Jan 1, 2021 verified as of Jan 2, 2021 at 09:25 AM

Data in this report are provisional and subject to change.

The table below includes the cities and counties of residence for cases in Florida residents based on the patient's ZIP Code. Note that city is not always received as part of the initial notification and may be missing while the case is being investigated.

City and county	Cases
Sandestin, Walton	1
Saint Petersburg, Duval	1
Port Charlotte, Lee	1
St Petersburg, Orange	1
Stiamk, Dade	1
Scottsdale, Brevard	1
Surfside Beach, Orange	1
Sun City Center, Lee	1
Pompano Beach, Dade	1
Pompano Beach, Osceola	1
Pine Hills, Polk	1
Pensacola Naval Hospital, Escambia	1
Port Saint Lucie, Marion	1
Port St Luice, Unknown	1
Port St. Lucie, St. Lucie	1
Roswell, Bay	1
Ruskin, Dade	1
Ruskin, Manatee	1
Winter Park, Manatee	1
Winter Park, Palm Beach	1
Winter Park, Pinellas	1
Weston, Unknown	1
Wildwood, Lee	1
West Hollywood, Broward	1
West Palm Beach, Unknown	1
Waverly, Duval	1
Wabasha, Clay	1
Tavares, Unknown	1
Temple, Palm Beach	1
Unknown, Duval	1
Newaygo, Charlotte	1
Okeechobee, Highlands	1
Painted Post, Pasco	1
Palatka, Marion	1
Milford, Bay	1
Miami Beach, Unknown	1
Na, Dade	1
Naples, Leon	1
Missing, Desoto	1
Mattoon, Lee	1
Marianna, Leon	1
Marianna, Washington	1
Mary Esther, Hillsborough	1
Los Angeles, Orange	1
Lecanto, Palm Beach	1
Littleton, St. Johns	1
Lake In The Hills, Broward	1
Lake Worth, Unknown	1
Jupiter, Pinellas	1
Kansas City, Palm Beach	1
Belle Isle, Seminole	1
Boys Ranch, Suwannee	1
Coal City, Pasco	1
Celebration, Orange	1
Chicago, Broward	1
Commerce Township, Manatee	1
Crescent City, Marion	1
Crestview, Unknown	1
Anastasia Island, St. Johns	1

COVID-19: characteristics of 1,331,059 Florida resident cases

Data through Jan 1, 2021 verified as of Jan 2, 2021 at 09:25 AM

Data in this report are provisional and subject to change.

The table below includes the cities and counties of residence for cases in Florida residents based on the patient's ZIP Code. Note that city is not always received as part of the initial notification and may be missing while the case is being investigated.

City and county	Cases
Apo, Collier	1
Apopka, Alachua	1
Apopka, Citrus	1
O, Unknown	1
Addison, Pasco	1
Alafaya, Dade	1
Austin, Dade	1
Azalea Park, Broward	1
Arabi, Orange	1
Big Torch Key, Monroe	1
Black, Holmes	1
Boca Raton, Lee	1
Bonifay, Unknown	1
Delray Beach, Broward	1
Fort Lauderdale, Lee	1
Fort Pierce, Brevard	1
Fort Walton Beach , Okaloosa	1
Fort Worth, Broward	1
Franklin, Orange	1
Gainesville, Santa Rosa	1
Gwynn Oak, Polk	1
High Springs, Columbia	1
Indianapolis, Lee	1
Jena, Taylor	1
Middletown, Osceola	1
Macclenny, Duval	1
Mantua, Broward	1
Mayaguez, Dade	1
Paducah, Manatee	1
Oldsra, Manatee	1
Monroe, Hillsborough	1
North Laud, Unknown	1
Ocoee, Unknown	1
Longwood, Broward	1
Lucedale, St. Lucie	1
Hialeahgardens, Dade	1
Gibson, Unknown	1
Greenbrier, Bay	1
Hoosick Falls, Broward	1
Hosford, Calhoun	1
Interlachen, Duval	1
Brandon, Pinellas	1
Bonita, Lee	1
Bocaraten, Palm Beach	1
Bronson, Alachua	1
Brooker, Alachua	1
Alva, Escambia	1
Arcadia, Highlands	1
Baker, Santa Rosa	1
Armstrong, St. Johns	1
Atl, Brevard	1
Belmont, Santa Rosa	1
Blountstown, Broward	1
Belle Isle, Duval	1
Cincinnati, Dade	1
Champions Gate, Osceola	1
Dfafs, Okaloosa	1
Davie, Unknown	1
Dayton, Orange	1

COVID-19: characteristics of 1,331,059 Florida resident cases

Data through Jan 1, 2021 verified as of Jan 2, 2021 at 09:25 AM

Data in this report are provisional and subject to change.

The table below includes the cities and counties of residence for cases in Florida residents based on the patient's ZIP Code. Note that city is not always received as part of the initial notification and may be missing while the case is being investigated.

City and county	Cases
Gainesville, Okaloosa	1
Floral, Okaloosa	1
Edgewood, Broward	1
Pembroke Pines, Dade	1
Pensacola, Sumter	1
Perth Amboy, Hillsborough	1
Powell, Lee	1
Puerto Rico, Unknown	1
Randolph, Orange	1
Refused, Unknown	1
Sharpes, Brevard	1
Saint Petersburg, Charlotte	1
Saint Lucie Village, St. Lucie	1
Westlake Village, Unknown	1
Windermere, Volusia	1
Wtixrat, Dade	1
Watersound, Bay	1
Unk, Duval	1
Ventura, Orange	1
Sunrtise, Dade	1
Tallahassee, Madison	1
Trenton, Dixie	1
Unknown, Unknown	1
Toms River, Lee	1
Tourist, Dade	1
Lake Butler, Alachua	1
Kingsland, Nassau	1
Knoxville, Bay	1
Indian Rocks Beach, Duval	1
Key West, Duval	1
Keys West, Unknown	1
Hoclywsod, Dade	1
Hiawassee, Osceola	1
Homeless, Hillsborough	1
Homeless, Monroe	1
Homeless, Pinellas	1
Inwood, Broward	1
Irvine, Marion	1
Jefferson, Dade	1
Jonesboro, Leon	1
Jupiter, Dade	1
Jupiter, St. Lucie	1
Kenilworth, Leon	1
Monroe Township, Palm Beach	1
Moore Haven, Okeechobee	1
Morrisville, Unknown	1
Milford, Lee	1
Missing, Levy	1
North Palm Beach, Orange	1
Northport, Sarasota	1
Oakland, Lee	1
Las Vegas, Palm Beach	1
Ldhl, Broward	1
Little Neck, Lee	1
Micanopy, Marion	1
Mckinney, Broward	1
Miamc, Dade	1
Carmel, Orange	1
Caracas, Dade	1

COVID-19: characteristics of 1,331,059 Florida resident cases

Data through Jan 1, 2021 verified as of Jan 2, 2021 at 09:25 AM

Data in this report are provisional and subject to change.

The table below includes the cities and counties of residence for cases in Florida residents based on the patient's ZIP Code. Note that city is not always received as part of the initial notification and may be missing while the case is being investigated.

City and county	Cases
Boston, Broward	1
Brooklyn, Broward	1
Brooklyn, Dade	1
Brooklyn, Lee	1
Dallas, Hernando	1
Coconut Ck, Unknown	1
Chicago, Unknown	1
Apopka, Brevard	1
Apopka, Clay	1
Apopka, Polk	1
Asheville, Highlands	1
Astoria, Broward	1
Bartow, Hardee	1
Boca Raton, Broward	1
Belle Isle, Osceola	1
Bel Air, Collier	1
Alachua, Duval	1
Alpharetta, Broward	1
Fort Lauderdale, Leon	1
Fort White, Clay	1
Deer Park, Dade	1
Deerfield Beach, Unknown	1
Deland, Seminole	1
Doral, Unknown	1
Downingtown, Hillsborough	1
Dpo, Santa Rosa	1
Hallandale, Unknown	1
Gurabo, Osceola	1
Hernando, Marion	1
Hialeah, Collier	1
Garden City, Alachua	1
Gaylord, Orange	1
Gotcha, Orange	1
Greensburg, Palm Beach	1
Far Rockaway, Dade	1
Fisher Island, Unknown	1
Prattville, Hillsborough	1
Prestonsburg, Bay	1
Quincy, Jackson	1
Rapid City, Broward	1
Red Bay, Holmes	1
Piasa, Putnam	1
Palmetto, Pasco	1
Pass-A-Grille Beach, Pinellas	1
Pembroke Lakes, Broward	1
New Middletown, Hillsborough	1
Orlando, Putnam	1
Palmetto Bay, Palm Beach	1
Orlo Vista, Orange	1
Other, Dade	1
Waipahu, Santa Rosa	1
Ward, Polk	1
Wellborn, Columbia	1
Summerville, Unknown	1
Syracuse, Polk	1
Tallahassee, Dade	1
Tamarac, Dade	1
Tavares, Orange	1
Town Of Nocatee, St. Johns	1

COVID-19: characteristics of 1,331,059 Florida resident cases

Data through Jan 1, 2021 verified as of Jan 2, 2021 at 09:25 AM

Data in this report are provisional and subject to change.

The table below includes the cities and counties of residence for cases in Florida residents based on the patient's ZIP Code. Note that city is not always received as part of the initial notification and may be missing while the case is being investigated.

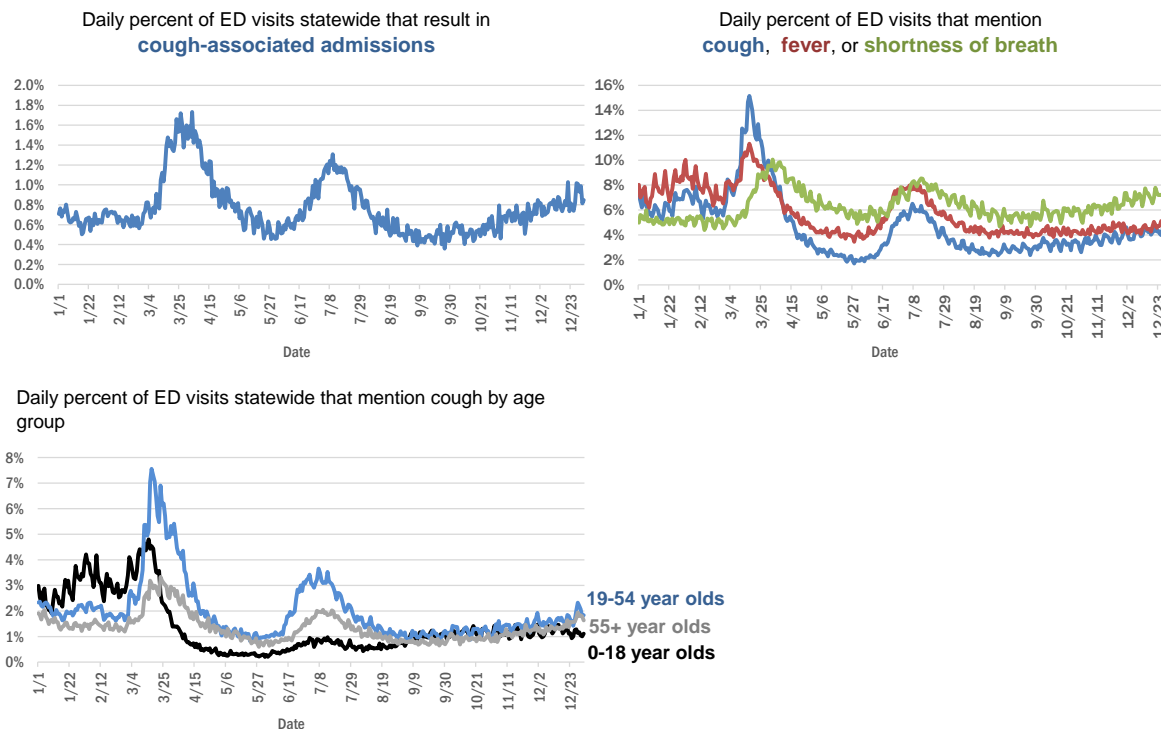
City and county	Cases
University Of Central Fl, Pinellas	1
Unkn, Duval	1
Suitland, Volusia	1
Shirley, Flagler	1
Seminole, Leon	1
Russellville, Bay	1
Saint Joseph, Volusia	1
San Antonio, Orange	1
Woodbine, Nassau	1
Winter Garden, Marion	1
Winter Park, Citrus	1
Winter Park, Hendry	1
Winter Garden, Duval	1
West Yarmouth, St. Lucie	1
Venetian Islands, Dade	1
Total	1,331,059

COVID-19: additional surveillance information

Data through Jan 1, 2021 verified as of Jan 2, 2021 at 09:25 AM

Data in this report are provisional and subject to change.

Statewide emergency department (ED) chief complaint and admission data



The Electronic Surveillance System for the Early Notification of Community-Based Epidemics (ESSENCE-FL) includes chief complaint data from 211 of 211 Florida EDs. Data are transmitted electronically to ESSENCE-FL daily or hourly.

COVID-19: testing by laboratory

Data through Jan 1, 2021 verified as of Jan 2, 2021 at 09:25 AM

Data in this report are provisional and subject to change.

The numbers in the table below represent the number of Florida and non-Florida residents for whom test results were received by the Department of Health. A person can be tested by more than one laboratory and can have both positive and negative results. **Therefore, the sum of the numbers in each column will be larger than the total number of people tested.**

Reporting lab	Inconclusive	Negative	Positive	Percent positive	Total
LABORATORY CORPORATION OF AMERICA	2,172	1,361,359	176,091	11%	1,539,622
QUEST DIAGNOSTICS	10,060	1,202,969	171,898	12%	1,384,927
CURATIVE LABS	10,010	1,004,385	133,247	12%	1,147,642
BIO REFERENCE LABORATORIES, INC	7,272	793,267	146,568	15%	947,107
HELIX	4,533	368,011	57,543	13%	430,087
GENETWORK	661	390,607	32,936	8%	424,204
REALTOX LABS LLC	3,915	352,563	56,346	14%	412,824
RCA LABORATORY SERVICES, LLC		238,500	20,268	8%	258,768
EAST FLORIDA STATE COLLEGE - BREVARD		212,889	26,986	11%	239,875
CDR MAGUIRE - HEALTH CARE CENTER		208,113	29,309	12%	237,422
IMPACT HEALTH BIOMETRIC TESTING, INC	953	173,575	18,441	10%	192,969
NOMI HEALTH LAB SERVICES		172,662	19,540	10%	192,202
REAL DIAGNOSTICS	1,198	164,564	21,854	12%	187,616
BPHL-JACKSONVILLE	18	131,651	22,383	15%	154,052
MAKO GENOMICS	6,209	120,544	20,528	14%	147,281
ELABNETWORK	1,058	133,855	11,199	8%	146,112
NOMI_HEALTH	82	127,864	16,881	12%	144,827
MAYO CLINIC LABORATORIES	300	116,667	13,672	10%	130,639
ADVENTHEALTH LAB	99	115,589	13,063	10%	128,751
NORTHWEST LABORATORY	246	121,011	6,471	5%	127,728
BAYCARE LABORATORIES LLC	498	108,753	9,599	8%	118,850
ADVENT HEALTH LAB	112	101,260	13,957	12%	115,329
MEDICAL DIAGNOSTIC LABORATORIES	969	98,094	14,084	12%	113,147
BPHL-MIAMI	225	95,661	15,603	14%	111,489
MEMORIAL REGIONAL HOSPITAL SOUTH	23	92,632	18,525	17%	111,180
BIOCOLLECTIONS WORLDWIDE, INC	657	96,817	12,279	11%	109,753
FULGENT DIAGNOSTICS LABORATORY	1,902	96,578	9,726	9%	108,206
ASCENSION SACRED HEART HOSPITAL - PENSACOLA	2	94,162	13,543	13%	107,707
ORLANDO HEALTH SYSTEM	613	91,876	9,135	9%	101,624
KORVALABS, INC	1,281	90,900	4,665	5%	96,846
BPHL-TAMPA (SPECTRUM BLVD)	45	71,249	12,700	15%	83,994
SUNPATH MEDICAL DIAGNOSTICS LABORATORY	730	70,968	10,447	13%	82,145
TAMPA GENERAL HOSPITAL	4	75,291	6,657	8%	81,952
UF HEALTH MEDICAL LAB	33	72,898	6,484	8%	79,415
DIATHERIX LABORATORIES		68,836	9,919	13%	78,755
PWNHEALTH	194	70,971	6,977	9%	78,142
TESTING MATTERS INC	150	66,916	9,490	12%	76,556
AKESOGEN		64,806	11,232	15%	76,038
BAPTIST HEALTH SOUTH FLORIDA	272	59,493	9,332	14%	69,097
ASCENSION ST VINCENT'S - RIVERSIDE	1	55,238	7,307	12%	62,546
JACKSON MEMORIAL HOSPITAL CLINICAL LAB	79	49,655	9,354	16%	59,088
LAKELAND REGIONAL MEDICAL CENTER	125	49,733	6,008	11%	55,866
UF HEALTH SHANDS HOSPITAL	330	50,042	3,353	6%	53,725
ARUP LABORATORIES	16	50,000	2,907	5%	52,923
SOUTH MIAMI HOSPITAL LAB	228	44,300	6,088	12%	50,616
AMERICAN HEALTH ASSOCIATES	9	46,984	3,526	7%	50,519

COVID-19: testing by laboratory

Data through Jan 1, 2021 verified as of Jan 2, 2021 at 09:25 AM

Data in this report are provisional and subject to change.

The numbers in the table below represent the number of Florida and non-Florida residents for whom test results were received by the Department of Health. A person can be tested by more than one laboratory and can have both positive and negative results. **Therefore, the sum of the numbers in each column will be larger than the total number of people tested.**

Reporting lab	Inconclusive	Negative	Positive	Percent positive	Total
AIT LABORATORIES		44,117	5,215	11%	49,332
VIRACOR EUROFINIS		35,048	9,725	22%	44,773
APPLIED INGENUITY DIAGNOSTICS LLC		41,207	1,789	4%	42,996
BAPTIST HEALTH - JACKSONVILLE	4	36,997	2,689	7%	39,690
TALLAHASSEE MEMORIAL HOSPITAL	183	34,864	4,117	11%	39,164
INGENIOUS PERSONALIZED MEDICINE	144	31,924	6,423	17%	38,491
ORANGE COUNTY CONVENTION CENTER		33,330	3,655	10%	36,985
MIAMI DADE COUNTY		32,093	3,527	10%	35,620
WALGREENS	31	28,301	5,215	16%	33,547
LEE HEALTH - CAPE CORAL HOSPITAL	3	28,644	4,698	14%	33,345
SARASOTA MEMORIAL HOSPITAL MAIN LAB	12	30,694	2,592	8%	33,298
BROWARD GENERAL MEDICAL CENTER-CLINICAL LAB	2	30,079	3,098	9%	33,179
MILLENNIUM PHYSICIAN GROUP	17	27,617	4,899	15%	32,533
UNIVERSITY OF MIAMI HOSPITAL	32	27,960	2,993	10%	30,985
NICKLAUS CHILDREN'S HOSPITAL	56	26,675	3,867	13%	30,598
FLORIDA HOSPITAL - TAMPA	37	28,026	2,375	8%	30,438
UF HEALTH JACKSONVILLE	44	27,029	2,803	9%	29,876
GENESIS REFERENCE LABORATORIES		26,580	2,800	10%	29,380
ECCO LAB GROUP CO	420	24,752	4,054	14%	29,226
AEGIS SCIENCES CORPORATION	137	23,795	3,515	13%	27,447
NORTH FLORIDA REGIONAL MEDICAL CENTER		22,066	2,505	10%	24,571
ST JOSEPHS HOSPITAL LABORATORY	21	21,403	2,780	11%	24,204
MOUNT SINAI MEDICAL CENTER	8	21,834	2,218	9%	24,060
ADVENTIST HEALTH SYSTEMS SUNBELT INC DBA		22,082	1,728	7%	23,810
BRANDON REGIONAL HOSPITAL		20,916	2,657	11%	23,573
JUPITER MEDICAL CENTER LAB	60	21,456	1,923	8%	23,439
PALMETTO GENERAL HOSPITAL LAB	3	18,420	3,886	17%	22,309
JFK MEDICAL CENTER LAB	1	19,255	2,445	11%	21,701
ACCESS DX LABORATORY	203	19,304	1,945	9%	21,452
STATLAB_MOBILE	1	19,248	1,986	9%	21,235
DWIC OF TAMPA BAY INC		19,068	1,392	7%	20,460
ADVENT HEALTH - DAYTONA BEACH	32	18,888	1,465	7%	20,385
NAPLES COMMUNITY HOSPITAL	65	18,107	1,850	9%	20,022
INTEGRATED REGIONAL LABORATORIES LLP		16,797	2,631	14%	19,428
LAB DIAGNOSTICS LLC	381	13,737	5,210	27%	19,328
PANCARE OF FLORIDA INC		17,129	1,851	10%	18,980
AVENTUS BIO LABS	16	16,304	2,220	12%	18,540
PATIENTS FIRST LAKE ELLA MEDICAL CENTER PA		15,389	2,758	15%	18,147
MORTON PLANT HOSPITAL-ADLER INSTITUTE	21	16,140	1,743	10%	17,904
EXACT SCIENCES LABORATORIES		15,953	1,677	10%	17,630
STS LAB 2 LLC	6	16,849	725	4%	17,580
DRS CLACK SPENCER WHITE & MCCORMACK PA D/B/A		15,951	1,606	9%	17,557
HEALTH CENTER AT SINAI RESIDENCES		16,942	506	3%	17,448
HEALTHLINK DIAGNOSTIC LABORATORIES	183	15,753	1,505	9%	17,441

COVID-19: testing by laboratory

Data through Jan 1, 2021 verified as of Jan 2, 2021 at 09:25 AM

Data in this report are provisional and subject to change.

The numbers in the table below represent the number of Florida and non-Florida residents for whom test results were received by the Department of Health. A person can be tested by more than one laboratory and can have both positive and negative results. **Therefore, the sum of the numbers in each column will be larger than the total number of people tested.**

Reporting lab	Inconclusive	Negative	Positive	Percent positive	Total
HOLY CROSS HOSPITAL CLINICAL LAB	1	16,118	1,238	7%	17,357
SAINT MARY'S MEDICAL CENTER	22	15,420	1,799	10%	17,241
BIOCERNA LABS	461	14,582	2,112	12%	17,155
WATSON CLINIC LLP		13,937	2,982	18%	16,919
INDIAN RIVER MEDICAL CENTER LAB		13,669	849	6%	14,518
LEESBURG REGIONAL MEDICAL CENTER		12,892	1,570	11%	14,462
INFINITY BIOLOGIX LLC	49	13,874	535	4%	14,458
CLEVELAND CLINIC HOSPITAL LAB	4	12,706	1,669	12%	14,379
OSCEOLA REGIONAL MEDICAL CENTER	1	12,424	1,763	12%	14,188
HOMESTEAD HOSPITAL CLINICAL LABORATORY	25	11,432	2,352	17%	13,809
MEMORIAL HOSPITAL JACKSONVILLE	8	11,359	2,155	16%	13,522
MALABAR MEDICAL WALK IN CLINIC		11,592	1,801	13%	13,393
WELLINGTON REGIONAL MED CTR LAB	5	11,898	1,451	11%	13,354
BAYFRONT HEALTH - ST PETERSBURG	17	11,487	1,835	14%	13,339
NORTHWEST MEDICAL CENTER	1	10,967	1,506	12%	12,474
ORANGE PARK MEDICAL CENTER	9	10,439	2,024	16%	12,472
MEMORIAL REGIONAL HOSPITAL CLINICAL LABORATORY	10	11,607	797	6%	12,414
WEST KENDALL BAPTIST HOSPITAL	10	9,977	2,283	19%	12,270
PRIVA PATH LABS	54	11,484	645	5%	12,183
LEE HEALTH - LEE MEMORIAL HOSPITAL		9,109	3,068	25%	12,177
DELRAY MEDICAL CENTER LAB	3	11,001	1,165	10%	12,169
BETHESDA HOSPITAL EAST		11,010	1,024	9%	12,034
FLORIDA HOSPITAL WATERMAN LABORATORY	70	10,997	857	7%	11,924
OAK HILL HOSPITAL		10,588	1,255	11%	11,843
ST MARKS HOSPITAL LABORATORY B	78	10,627	1,002	9%	11,707
VISTA CLINICAL DIAGNOSTICS	262	10,449	959	8%	11,670
LAWNWOOD REGIONAL MEDICAL CENTER	1	10,133	1,505	13%	11,639
BINAXNOW	9	8,961	2,618	23%	11,588
UNITED CLINICAL LABORATORY LLC	2	10,028	1,526	13%	11,556
AHALABS		10,942	551	5%	11,493
BAPTIST HEALTH - SOUTH		10,623	850	7%	11,473
CLEVELAND CLINIC TRADITION HOSPITAL		10,690	762	7%	11,452
PWN HEALTH	17	9,330	2,040	18%	11,387
ST ANTHONY'S HOSPITAL LAB	22	10,051	1,176	10%	11,249
WINTER HAVEN HOSPITAL CLINICAL LABORATORY	4	9,621	1,579	14%	11,204
LARGO MEDICAL CENTER		9,950	1,168	11%	11,118
UHEALTH CORAL GABLES/LENNAR MED CTR	3	10,419	590	5%	11,012
GENESIS MEDICAL LABORATORY	123	9,228	1,513	14%	10,864
GOOD SAMARITAN MEDICAL CENTER LAB	2	9,230	1,358	13%	10,590
BAPTIST HEALTHCARE - BAPTIST HOSPITAL	5	8,520	2,049	19%	10,574
INDIAN RIVER PATHOLOGY LLC		9,713	844	8%	10,557
WESTSIDE REGIONAL MED CTR	2	8,977	1,482	14%	10,461
LARKIN COMMUNITY HOSPITAL INC DBA CARDIOTROPIC		6,820	3,621	35%	10,441
ACCESS MEDICAL LABORATORIES	3	5,516	4,733	46%	10,252

COVID-19: testing by laboratory

Data through Jan 1, 2021 verified as of Jan 2, 2021 at 09:25 AM

Data in this report are provisional and subject to change.

The numbers in the table below represent the number of Florida and non-Florida residents for whom test results were received by the Department of Health. A person can be tested by more than one laboratory and can have both positive and negative results. **Therefore, the sum of the numbers in each column will be larger than the total number of people tested.**

Reporting lab	Inconclusive	Negative	Positive	Percent positive	Total
LARKIN COMMUNITY HOSPITAL	10	8,780	1,358	13%	10,148
MERCY HOSPITAL A CAMPUS OF PLANTATION GEN HOSP LAB	1	8,464	1,650	16%	10,115
WEST FLORIDA HOSPITAL LAB		8,072	2,026	20%	10,098
ST JOSEPHS HOSPITAL	16	8,826	1,232	12%	10,074
GULF COAST MEDICAL CENTER MICROLAB		7,874	2,178	22%	10,052
MEDICAL CENTER OF TRINITY CLINICAL LABORATORY	1	9,020	1,024	10%	10,045
PALMS WEST HOSPITAL LAB	2	8,611	1,416	14%	10,029
COAST DIAGNOSTICS LLC	35	9,074	819	8%	9,928
SRQ DRIVE THROUGH		8,944	905	9%	9,849
REGIONAL MEDICAL CENTER BAYONET POINT	2	9,035	707	7%	9,744
MEASE COUNTRYSIDE LAB	8	8,766	926	10%	9,700
LAKE CITY HM		8,972	683	7%	9,655
THE VILLAGES REGIONAL HOSPITAL		8,803	819	9%	9,622
PALM BEACH BALL PARK		8,605	997	10%	9,602
MEDFAST URGENT CARE CENTERS, LLC	4	8,541	1,054	11%	9,599
AVECINA	17	8,856	629	7%	9,502
NIGHT LITE PEDIATRIC CENTER LLC		8,768	653	7%	9,421
CAPITAL REGIONAL MEDICAL CTR		7,646	1,772	19%	9,418
CORAL GABLES HOSPITAL CLINICAL LABORATORY		7,891	1,516	16%	9,407
HALIFAX MEDICAL CENTER LAB	34	8,052	1,315	14%	9,401
WEST BOCA MEDICAL CENTER LAB		8,646	706	8%	9,352
NONA SCIENTIFIC	5	7,237	2,062	22%	9,304
AVENTURA HOSPITAL LAB		7,563	1,740	19%	9,303
MANATEE MEMORIAL HOSPITAL		8,469	747	8%	9,216
BLAKE MEDICAL CENTER		7,939	1,160	13%	9,099
PALM BEACH GARDENS MEDICAL CTR LAB		8,180	833	9%	9,013
BOSTON HEART DIAGNOSTICS CORP		7,839	1,169	13%	9,008
LEE HEALTH - HEALTH PARK MEDICAL CENTER		7,477	1,490	17%	8,967
FLORIDA HOSPITAL HEARTLAND MED CTR CLINICAL LAB	33	7,703	1,102	12%	8,838
MINUTECLINIC LLC		7,518	1,283	15%	8,801
GENOVA DIAGNOSTICS LABORATORY	34	8,056	637	7%	8,727
ADVENT HEALTH - WESLEY CHAPEL	14	7,895	766	9%	8,675
FLORIDA LABORATORY ANALYSIS		7,559	953	11%	8,512
THE HEALTHCARE DISTRICT OF PALM BEACH COUNTY	35	7,506	943	11%	8,484
AVECINA MEDICAL OAKLEAF	3	6,977	1,330	16%	8,310
P4 CLINICAL, LLC	102	7,439	724	9%	8,265
DOCTORS HOSPITAL	4	6,923	1,331	16%	8,258
LAKE CITY MEDICAL CENTER		6,532	1,673	20%	8,205
AVECINA MEDICAL	4	6,159	1,922	24%	8,085
PATHNOSTICS	20	6,241	1,814	22%	8,075
BAPTIST HEALTH SOUTH FLORIDA - WEST KENDALL URGENT CARE		6,772	1,246	16%	8,018
ADVENTHEALTH CENTRA CARE LAKE BUENA VISTA		7,352	602	8%	7,954
FLORIDA MEDICAL CENTER - A CAMPUS OF NORTH SHORE	2	6,802	934	12%	7,738
INFORM DIAGNOSTICS, INC		7,318	415	5%	7,733
PLANTATION GENERAL HOSPITAL		6,521	1,202	16%	7,723
NEMOURS CHILDRENS HOSPITAL	1	7,357	341	4%	7,699

COVID-19: testing by laboratory

Data through Jan 1, 2021 verified as of Jan 2, 2021 at 09:25 AM

Data in this report are provisional and subject to change.

The numbers in the table below represent the number of Florida and non-Florida residents for whom test results were received by the Department of Health. A person can be tested by more than one laboratory and can have both positive and negative results. **Therefore, the sum of the numbers in each column will be larger than the total number of people tested.**

Reporting lab	Inconclusive	Negative	Positive	Percent positive	Total
FLORIDA HOSPITAL FLAGLER	29	7,036	536	7%	7,601
NCH NORTH NAPLES HOSPITAL LAB	15	6,733	829	11%	7,577
CORAL SPRINGS MED CTR		6,852	702	9%	7,554
NIGHT LITE PEDIATRICS	4	5,768	1,748	23%	7,520
NORTHSIDE HOSPITAL AND HEART INSTITUTE		6,779	723	10%	7,502
FLORIDA HOSPITAL DELAND	10	6,369	913	13%	7,292
CENTRAL FLORIDA REGIONAL HOSPITAL		6,584	697	10%	7,281
NORTH SHORE MEDICAL CENTER		5,980	1,241	17%	7,221
BROWARD HEALTH NORTH CLINICAL LABORATORY		6,281	782	11%	7,063
FLORIDA HOSPITAL ZEPHYRHILLS	10	6,355	656	9%	7,021
ALL CHILDREN'S HOSPITAL		6,488	435	6%	6,923
LEON MEDICAL CENTERS LLC		5,389	1,530	22%	6,919
KD MEDICAL CHOICE LLC	1	6,182	663	10%	6,846
FLORIDA HOSPITAL OF CARROLLWOOD	22	5,884	857	13%	6,763
OCALA REGIONAL MEDICAL CENTER		5,946	799	12%	6,745
LUMINUS DIAGNOSTICS		6,204	535	8%	6,739
AMERICAN FAMILY CARE		3,676	3,032	45%	6,708
VIKOR SCIENTIFIC	8	5,413	1,215	18%	6,636
WEST PALM HOSPITAL LAB		6,085	528	8%	6,613
CLEVELAND CLINIC MARTIN SOUTH HOSPITAL	1	5,961	599	9%	6,561
LEE HEALTH - GULF COAST MEDICAL CENTER	2	5,270	1,251	19%	6,523
CLARITY LAB SOLUTIONS	32	5,743	744	11%	6,519
CARDIOPATH	1	5,875	614	9%	6,490
MEMORIAL HOSPITAL WEST LABORATORY SERVICES	14	5,852	606	9%	6,472
VISTA CLINICAL	8	3,778	2,674	41%	6,460
MEDEXPRESS URGENT CARE	2	4,355	2,072	32%	6,429
BAPTIST HEALTH - BEACHES		5,898	471	7%	6,369
FULGENT DIAGNOSTICS	99	5,681	441	7%	6,221
BAPTIST HEALTH SOUTH FLORIDA - COUNTRY WALK URGENT CARE		5,189	978	16%	6,167
SOUTH BAY HOSPITAL CLINICAL LAB		5,491	554	9%	6,045
EXPRESS GENE MOLECULAR DIAGNOSTICS LABORATORY		4,919	1,108	18%	6,027
MORTON PLANT-MEASE	3	5,483	487	8%	5,973
MEDARBOR DIAGNOSTICS	1	4,969	997	17%	5,967
LABSTAT LLC	2	5,519	318	5%	5,839
POINCIANA MEDICAL CENTER		4,559	1,253	22%	5,812
MEMORIAL HOSPITAL MICRO		5,406	405	7%	5,811
WEST MARION COMMUNITY HOSPITAL LAB		4,933	824	14%	5,757
ARCPOINT LABS OF FORT MYERS	4	4,981	734	13%	5,719
LAKEWOOD RANCH MEDICAL CENTER		5,279	430	8%	5,709
ANNE BATES LEACH EYE HOSPITAL/ ABLEH MICROBIOLOGY LABORATORY		5,607	83	1%	5,690
FLORIDA HOSPITAL FISH MEMORIAL	19	4,854	735	13%	5,608
CLEVELAND CLINIC MARTIN NORTH HOSPITAL		4,927	578	10%	5,505
BAPTIST HEALTH SOUTH FLORIDA - MIAMI LAKES URGENT CARE		4,349	1,110	20%	5,459
ST JOSEPHS NORTH HOSPITAL LAB	6	4,729	675	12%	5,410
ST LUCIE MEDICAL CENTER		4,376	1,007	19%	5,383
PRECISION HEALTH RESOURCES LLC		5,008	353	7%	5,361

COVID-19: testing by laboratory

Data through Jan 1, 2021 verified as of Jan 2, 2021 at 09:25 AM

Data in this report are provisional and subject to change.

The numbers in the table below represent the number of Florida and non-Florida residents for whom test results were received by the Department of Health. A person can be tested by more than one laboratory and can have both positive and negative results. **Therefore, the sum of the numbers in each column will be larger than the total number of people tested.**

Reporting lab	Inconclusive	Negative	Positive	Percent positive	Total
MARTIN HOSPITAL SOUTH LAB		4,966	281	5%	5,247
BAYCARE COMMUNITY HEALTH		5,125	121	2%	5,246
UNKNOWN	3	2,877	2,277	44%	5,157
AVERO DIAGNOSTICS - IRVING	6	4,799	349	7%	5,154
IMPERIAL POINT MEDICAL CENTER		4,686	405	8%	5,091
HIALEAH HOSPITAL	4	3,980	1,085	21%	5,069
CernerELR_Advent		4,493	572	11%	5,065
SUNRISE MEDICAL LABORATORIES	2	4,722	320	6%	5,044
BAPTIST HEALTH - NASSAU		4,766	242	5%	5,008
OVIEDO MEDICAL CENTER		4,470	507	10%	4,977
BAPTIST HEALTH SOUTH FLORIDA - WESTCHESTER URGENT CARE		4,014	862	18%	4,876
SANTA ROSA MEDICAL CENTER		3,999	871	18%	4,870
BAPTIST HEALTH SOUTH FLORIDA - DORAL URGENT CARE		3,914	939	19%	4,853
ISPM LABS, LLC DBA CAPSTONE DIAGNOSTICS, LLC		4,642	171	4%	4,813
TROPICANA FIELD - LOT 2	18	4,365	414	9%	4,797
H LEE MOFFITT CANCER CENTER LABORATORY		4,624	122	3%	4,746
HOLIDAY CVS LLC		4,499	203	4%	4,702
FORT WALTON BEACH MEDICAL CENTER		4,011	644	14%	4,655
SOUTH FLORIDA BAPTIST HOSPITAL MICRO	3	3,915	660	14%	4,578
BAYFRONT HEALTH - VENICE REGIONAL MEDICAL	1	4,215	361	8%	4,577
SYNERGY LABORATORIES	7	4,054	472	10%	4,533
ST PETERSBURG GENERAL HOSPITAL		3,812	717	16%	4,529
FLORIDA HOSPITAL Ocala		4,046	449	10%	4,495
BAPTIST HEALTH SOUTH FLORIDA - PEMBROKE PINES URGENT CARE		3,776	678	15%	4,454
MOFFITT CANCER CENTER	6	4,307	90	2%	4,403
FLORIDA HOSPITAL NORTH PINELLAS	11	4,050	327	7%	4,388
EGLIN AIR FORCE BASE	11	3,194	1,172	27%	4,377
GENE BY GENE, GENOMICS RESEARCH CENTER LAB	39	4,121	174	4%	4,334
ADVENTHEALTH CENTRA CARE WINTER GARDEN	1	3,940	344	8%	4,285
ADVENTHEALTH CENTRA CARE DR PHILLIPS		3,984	274	6%	4,258
BAPTIST HEALTH SOUTH FLORIDA - CORAL SPRINGS URGENT CARE		3,680	545	13%	4,225
HEALTHQUEST ESOTERICS		3,064	1,129	27%	4,193
ADVENTHEALTH CENTRA CARE WINTER PARK		3,916	253	6%	4,169
SOLARIS DIAGNOSTICS	5	3,680	420	10%	4,105
QDX PATHOLOGY SERVICES	1	3,780	321	8%	4,102
UNIVERSITY HOSPITAL AND MEDICAL CENTER		3,098	914	23%	4,012
BAYFRONT HEALTH - PORT CHARLOTTE		3,670	337	8%	4,007
ADVENTHEALTH CENTRA CARE UNIVERSITY		3,727	269	7%	3,996
NIGHT LITE PEDIATRICS URGENT CARE	1	3,413	572	14%	3,986
PHYSICIANS REGIONAL MEDICAL CENTER - PINE RIDGE RD	1	3,263	684	17%	3,948
CARDIOTROPIC LABS	83	3,141	724	18%	3,948
PUTNAM COMMUNITY MEDICAL CENTER		3,461	486	12%	3,947
NATIONWIDE LABORATORY SERVICES INC	155	3,255	512	13%	3,922
ADVENTHEALTH CENTRA CARE ST CLOUD		3,472	434	11%	3,906
SYNERGY DIAGNOSTIC LABORATORY	84	3,397	379	10%	3,860
ADVENTHEALTH CENTRA CARE HUNTERS CREEK		3,428	415	11%	3,843

COVID-19: testing by laboratory

Data through Jan 1, 2021 verified as of Jan 2, 2021 at 09:25 AM

Data in this report are provisional and subject to change.

The numbers in the table below represent the number of Florida and non-Florida residents for whom test results were received by the Department of Health. A person can be tested by more than one laboratory and can have both positive and negative results. **Therefore, the sum of the numbers in each column will be larger than the total number of people tested.**

Reporting lab	Inconclusive	Negative	Positive	Percent positive	Total
BAPTIST HEALTH - NORTH		2,975	834	22%	3,809
DOCTORS URGENT CARE LLC	1	3,047	693	19%	3,741
MEASE DUNEDIN HOSPITAL	5	3,378	318	9%	3,701
MEDICAL DNA LABS LLC	2	3,395	271	7%	3,668
ANGEL KIDS PEDIATRICS		3,465	184	5%	3,649
MEDEXPRESS URGENT CARE OF BOYNTON BEACH LLC		3,488	132	4%	3,620
CLARITY LAB SOLUTIONS LLC		3,608	4	0%	3,612
NORTHWEST FLORIDA COMMUNITY HOSPITAL	24	2,537	1,011	28%	3,572
PALMS OF PASADENA HOSPITAL		3,179	390	11%	3,569
WESTCHESTER HOSPITAL	23	2,870	648	18%	3,541
MEDEXPRESS URGENT CARE HUDSON		3,133	404	11%	3,537
SUNCOAST PATHOLOGY ASSOCIATES		3,257	274	8%	3,531
ADVENTHEALTH CENTRA CARE LEE ROAD		3,274	256	7%	3,530
ADVENTHEALTH CENTRA CARE WATERFORD LAKES		3,174	351	10%	3,525
ACUTIS DIAGNOSTICS	16	2,954	540	15%	3,510
CLINICAL REFERENCE LABORATORY	2	3,358	124	4%	3,484
ADVENTHEALTH CENTRA CARE CLERMONT		3,178	299	9%	3,477
DOCTORS HOSPITAL OF SARASOTA CLINICAL LABORATORY		3,067	408	12%	3,475
RAULERSON HOSPITAL		2,901	551	16%	3,452
BAPTIST HEALTH SOUTH FLORIDA - CORAL GABLES (UNIVERSITY) URGENT CARE		3,026	423	12%	3,449
TRINITY SPRINGS		3,002	375	11%	3,377
COMMUNITY HEALTH CENTERS OF PINELLAS INC		2,700	662	20%	3,362
ADVENTHEALTH CENTRA CARE APOPKA		2,991	366	11%	3,357
BAPTIST HEALTH SOUTH FLORIDA - TAMiami TRAIL URGENT CARE		2,683	664	20%	3,347
ADVENTHEALTH CENTRA CARE KISSIMMEE		3,087	258	8%	3,345
ADVENTHEALTH CENTRA CARE SANFORD		3,085	256	8%	3,341
MIDWAY SPECIALTY CARE CENTER DIAGNOSTICS	38	3,041	217	7%	3,296
ADVENTHEALTH CENTRA CARE LAKE MARY		3,044	245	7%	3,289
ADVENTHEALTH CENTRA CARE LAKELAND	1	2,912	355	11%	3,268
BAPTIST HEALTH SOUTH FLORIDA - PINECREST URGENT CARE		2,846	419	13%	3,265
SARKIS CLINICAL TRIALS	5	2,858	379	12%	3,242
MEMORIAL HOSPITAL- MIRAMAR	12	2,970	244	8%	3,226
URGENT CARE CURE	2	2,786	418	13%	3,206
BAPTIST HEALTH SOUTH FLORIDA - CORAL GABLES URGENT CARE		2,682	506	16%	3,188
ADVENTIST HEALTH SYSTEMS, SUNBELT INC		2,918	260	8%	3,178
MEDEXPRESS URGENT CARE - ESTERO		2,927	247	8%	3,174
THE CENTER FOR URGENT CARE	3	2,593	568	18%	3,164
BETHESDA HOSPITAL WEST		2,839	278	9%	3,117
TWIN CITIES HOSPITAL	1	2,739	368	12%	3,108
ATLANTIS URGENT CARE	1	2,002	1,099	35%	3,102
EMPIRE CITY LABORATORIES INC	27	2,672	401	13%	3,100
BAPTIST HEALTH SOUTH FLORIDA - KENDALE LAKES URGENT CARE		2,461	614	20%	3,075
ADVENTHEALTH CENTRA CARE MOUNT DORA		2,774	274	9%	3,048
BAPTIST HEALTH SOUTH FLORIDA - PALMETTO BAY URGENT CARE		2,557	481	16%	3,038
AHCC WESLEY CHAPEL		2,710	238	8%	2,948
ADVENTHEALTH CENTRA CARE ALTAMONTE		2,703	245	8%	2,948

COVID-19: testing by laboratory

Data through Jan 1, 2021 verified as of Jan 2, 2021 at 09:25 AM

Data in this report are provisional and subject to change.

The numbers in the table below represent the number of Florida and non-Florida residents for whom test results were received by the Department of Health. A person can be tested by more than one laboratory and can have both positive and negative results. **Therefore, the sum of the numbers in each column will be larger than the total number of people tested.**

Reporting lab	Inconclusive	Negative	Positive	Percent positive	Total
BAYFRONT HEALTH - SEVEN RIVERS		2,683	258	9%	2,941
MINUTECLINIC LLC #3703		2,500	419	14%	2,919
STONE CLINICAL LABORATORIES		2,789	96	3%	2,885
BAPTIST HEALTH SOUTH FLORIDA - DAVIE URGENT CARE		2,426	448	16%	2,874
MINUTECLINIC		2,524	346	12%	2,870
BAPTIST HEALTH SOUTH FLORIDA - WESTON URGENT CARE		2,546	294	10%	2,840
PEDIATRIC HEALTH CARE ALLIANCE PA		2,593	239	8%	2,832
ASCENSION SACRED HEART - EMERALD COAST		2,362	466	16%	2,828
WALGREENS ORLANDO	3	2,486	326	12%	2,815
HEALTH FIRST ADVENTHEALTH CENTRA CARE GATEWAY	1	2,596	205	7%	2,802
VETERANS AFFAIRS MEDICAL CENTER - ORLANDO		1,342	1,445	52%	2,787
BAYFRONT HEALTH - BROOKSVILLE		2,442	343	12%	2,785
ADVENTHEALTH CENTRA CARE OVIEDO		2,500	282	10%	2,782
MEDEXPRESS URGENT CARE - WEST TAMPA		2,591	186	7%	2,777
COASTAL MED URGENT CARE		1,578	1,191	43%	2,769
WALGREEN CO	2	2,445	317	11%	2,764
MEDCOMP SCIENCES LLC	29	1,321	1,388	51%	2,738
MEDEXPRESS URGENT CARE - ROYAL PALM BEACH		2,551	159	6%	2,710
TALLAHASSEE PRIMARY CARE ASSOCIATES		2,379	294	11%	2,673
CENTRA CARE - WATERFORD LAKES		2,097	575	22%	2,672
ADVENTHEALTH CENTRA CARE AZALEA PARK		2,398	273	10%	2,671
MEDEXPRESS URGENT CARE PALM BEACH GARDENS		2,526	113	4%	2,639
DOCTORS URGENT CARE OF LUTZ LLC	1	2,111	521	20%	2,633
LAKESIDE MEDICAL CENTER		2,087	537	20%	2,624
BARTOW REGIONAL MEDICAL CENTER	1	2,245	367	14%	2,613
ADVENT HEALTH - HEART OF FLORIDA ER	1	2,306	292	11%	2,599
ADVENTHEALTH CENTRA CARE LONGWOOD		2,431	166	6%	2,597
MEDEXPRESS URGENT CARE - GOLDEN GATE		2,402	194	7%	2,596
ENGLEWOOD COMMUNITY HOSPITAL		2,353	242	9%	2,595
MICROGEN DX		2,067	516	20%	2,583
ADVENTHEALTH CENTRA CARE PORT ORANGE		2,426	156	6%	2,582
ADVENTHEALTH CENTRA CARE SAND LAKE		2,436	143	6%	2,579
PRECISION HEALTH SOLUTIONS		2,475	68	3%	2,543
AMELIA URGENT CARE		1,475	1,068	42%	2,543
HEALTH FIRST ADVENTHEALTH CENTRA CARE TITUSVILLE		2,355	185	7%	2,540
CITRUS MEMORIAL HOSPITAL LABORATORY		2,219	321	13%	2,540
ADVENT HEALTH - OCALA		2,124	413	16%	2,537
ADVENTHEALTH CENTRA CARE ORANGE LAKE		2,314	218	9%	2,532
SELECT LABORATORIES - MARION COUNTY, FL LLC	3	2,333	179	7%	2,515
US BIOTEK LABORATORIES	6	2,214	285	11%	2,505
MEMORIAL HOSPITAL PEMBROKE	3	2,159	290	12%	2,452
BAPTIST HEALTH SOUTH FLORIDA - BRICKELL URGENT CARE		2,044	406	17%	2,450
DESOTO MEMORIAL HOSPITAL	3	2,018	428	17%	2,449
BAPTIST HEALTH URGENT CARE AT SAWGRASS		2,072	373	15%	2,445
INDIAN RIVER MEDICAL CENTER		2,063	335	14%	2,398
BMCT Molecular Diagnostics Subsection		1,977	419	17%	2,396

COVID-19: testing by laboratory

Data through Jan 1, 2021 verified as of Jan 2, 2021 at 09:25 AM

Data in this report are provisional and subject to change.

The numbers in the table below represent the number of Florida and non-Florida residents for whom test results were received by the Department of Health. A person can be tested by more than one laboratory and can have both positive and negative results. **Therefore, the sum of the numbers in each column will be larger than the total number of people tested.**

Reporting lab	Inconclusive	Negative	Positive	Percent positive	Total
HIGHLANDS REGIONAL MEDICAL CENTER		1,888	507	21%	2,395
HOLIDAY CVS LLC DBA CVS PHARMACY #5154		2,324	50	2%	2,374
EMERALD COAST URGENT CARE		1,816	551	23%	2,367
DOCTORS TEST CENTERS		2,065	297	13%	2,362
MEDEXPRESS URGENT CARE - LAKELAND		2,174	186	8%	2,360
PARAMOUNT URGENT CARE		1,210	1,109	48%	2,319
BAYA PHARMACY & URGENT CARE		1,624	687	30%	2,311
NCH DOWNTOWN NAPLES HOSPITAL	8	2,016	284	12%	2,308
LEE HEALTH - COCONUT POINT CLINICAL LAB	2	1,872	433	19%	2,307
PALMS MEDICAL GROUP	5	1,693	601	26%	2,299
ADVENTHEALTH CENTRA CARE SOUTH ORANGE		2,074	205	9%	2,279
COMMUNITY HEALTH NORTHWEST FLORIDA	4	1,739	531	23%	2,274
SPORTS DRUG TESTING LABORATORY	39	2,168	65	3%	2,272
ADVENTHEALTH CENTRA CARE LEESBURG		2,031	224	10%	2,255
NCH NORTH NAPLES HOSPITAL	3	1,929	314	14%	2,246
PRIMEHEALTH URGENT CARE	1	1,865	360	16%	2,226
BAYFRONT HEALTH - PUNTA GORDA		2,073	146	7%	2,219
ESCAMBIA COMMUNITY CLINICS INC	6	1,628	573	26%	2,207
HealthSentry_UHS	1	2,015	182	8%	2,198
CENTRA CARE SAINT CLOUD	1	1,885	303	14%	2,189
BAYFRONT HEALTH - SPRING HILL		1,929	190	9%	2,119
ADVENTHEALTH PROMPT CARE	1	1,484	627	30%	2,112
LOWER KEYS MEDICAL CENTER		1,871	233	11%	2,104
ADVENTHEALTH CENTRA CARE COLONIAL TOWN		1,944	153	7%	2,097
PHYSICIANS STAT LAB	2	1,012	1,075	51%	2,089
MARINERS HOSPITAL		1,875	186	9%	2,061
BAPTIST HEALTHCARE - GULF BREEZE HOSPITAL	3	1,720	323	16%	2,046
PHYSICIANS REGIONAL MEDICAL CENTER - COLLIER BLVD	1	1,521	523	26%	2,045
FLORIDA FAMILY LABORATORY, INC DBA	3	1,870	141	7%	2,014
MEDEXPRESS URGENT CARE CAPE CORAL		1,726	279	14%	2,005
BAPTIST HEALTH EMERGENCY CENTER COUNTRY WALK	1	1,682	318	16%	2,001
BAPTIST HEALTH - CLAY		1,702	289	15%	1,991
EMERALD COAST URGENT CARE LLC		1,489	498	25%	1,987
EMERALD COAST URGENT CARE, LLC	1	1,478	490	25%	1,969
HEALTH FIRST ADVENTHEALTH CENTRA CARE COCOA		1,824	141	7%	1,965
ADVENT HEALTH - NEW SMYRNA		1,538	421	21%	1,959
DOC SMILEY'S URGENT CARE		1,705	247	13%	1,952
BAPTIST HEALTH - OAKLEAF		1,611	339	17%	1,950
MEDEXPRESS URGENT CARE - DELAND		1,786	154	8%	1,940
SCION LAB SERVICES LLC	20	1,757	142	7%	1,919
NXGEN MDX LLC	3	1,742	168	9%	1,913
PROHEALTH		708	1,201	63%	1,909
NCF DIAGNOSTICS & DNA TECHNOLOGIES LAB	53	1,593	241	13%	1,887
BAPTIST HEALTH SOUTH FLORIDA - MIAMI BEACH URGENT CARE		1,620	256	14%	1,876
LABORATORY OF FLORIDA LLC	40	1,641	112	6%	1,793
HEALTH FIRST ADVENTHEALTH CENTRA CARE MALABAR		1,640	153	9%	1,793

COVID-19: testing by laboratory

Data through Jan 1, 2021 verified as of Jan 2, 2021 at 09:25 AM

Data in this report are provisional and subject to change.

The numbers in the table below represent the number of Florida and non-Florida residents for whom test results were received by the Department of Health. A person can be tested by more than one laboratory and can have both positive and negative results. **Therefore, the sum of the numbers in each column will be larger than the total number of people tested.**

Reporting lab	Inconclusive	Negative	Positive	Percent positive	Total
MINUTECLINIC LLC # 0709		1,521	242	14%	1,763
ADVENTIST HEALTH SYSTEMS SUNBELT IN DBA		1,640	119	7%	1,759
MEDEXPRESS URGENT CARE LEHIGH ACRES		1,568	187	11%	1,755
ASSOCIATED PATHOLOGISTS, LLC	3	1,435	303	17%	1,741
MEDEXPRESS PORT CHARLOTTE		1,567	139	8%	1,706
MEDEXPRESS FORT MYERS		1,493	204	12%	1,697
VENTURE MEDICAL OF FLORIDA LLC		1,537	153	9%	1,690
PREMIER URGENT CARE OF BREVARD LLC		1,425	248	15%	1,673
GENUS3		1,594	64	4%	1,658
FLOWERS HOSPITAL		1,508	147	9%	1,655
ADVENTHEALTH CENTRA CARE KIDS LAKE MARY		1,562	88	5%	1,650
TAMPA COMMUNITY HOSPITAL		1,382	261	16%	1,643
ADVENT HEALTH CENTRA CARE -WINTER PARK KIDS URGENT CARE		1,480	132	8%	1,612
JW PLASTIC SURGERY		1,368	237	15%	1,605
OPTEO LABORATORY		1,528	33	2%	1,561
PARAMOUNT URGENT CARE - WINDERMERE		995	539	35%	1,534
MINUTECLINIC LLC #3631		1,284	236	16%	1,520
MEDONE PLLC		1,195	321	21%	1,516
MINUTECLINIC LLC 5852		1,291	225	15%	1,516
MELBOURNE MEDICAL LABORATORY	2	1,308	190	13%	1,500
MEDEXPRESS URGENT CARE - VERO BEACH		1,291	188	13%	1,479
DONALD W ROBERTSON DO PA		1,120	344	23%	1,464
SPARROW HEALTHCARE	2	1,249	210	14%	1,461
FLORIDA COMMUNITY HEALTH CENTER		1,196	258	18%	1,454
NORTH SHORE LONG ISLAND JEWISH HEALTH		1,383	58	4%	1,441
FLORIDA MEDICAL CLINIC	3	746	689	48%	1,438
PHARMCO RX	1	1,293	128	9%	1,422
BIOCERNA LLC	9	1,248	164	12%	1,421
GESSLER CLINIC		865	550	39%	1,415
UHEALTH DEERFIELD BEACH/UMSYLVESTER DEERFIELD BEACH LABORATORY	3	1,354	53	4%	1,410
PATIENTS CHOICE LABORATORIES		828	581	41%	1,409
DYNIX DIAGNOSTIX		1,192	217	15%	1,409
MEDFAST URGENT CARE CENTERS LLC		102	1,307	93%	1,409
MEDEXPRESS URGENT CARE CORAL SPRINGS		1,297	110	8%	1,407
JACKSON HOSPITAL CLINICAL LABORATORY		1,208	196	14%	1,404
ADVANCE MEDICAL OF NAPLES		309	1,072	78%	1,381
MARTIN HEALTH SYSTEM - ST LUCIE WEST		1,244	126	9%	1,370
MEDEXPRESS URGENT CARE - CLEWISTON		1,173	197	14%	1,370
ASCENSION ST VINCENT'S - SOUTHSIDE		1,309	49	4%	1,358
PARAMOUNT URGENT CARE - ORLANDO		893	458	34%	1,351
LEE HEALTH CONVENIENT CARE - PAGE FIELD		1,131	218	16%	1,349
MC DIAGNOSTIC OF CONNECTICUT, PC #2220		1,146	198	15%	1,344
LABTECH DIAGNOSTIC		1,095	248	18%	1,343
BARDMOOR LABORATORY	8	1,134	178	13%	1,320
IGENOMIX USA LLC	38	1,163	119	9%	1,320
ADVENTHEALTH CENTRA CARE		1,178	129	10%	1,307

COVID-19: testing by laboratory

Data through Jan 1, 2021 verified as of Jan 2, 2021 at 09:25 AM

Data in this report are provisional and subject to change.

The numbers in the table below represent the number of Florida and non-Florida residents for whom test results were received by the Department of Health. A person can be tested by more than one laboratory and can have both positive and negative results. **Therefore, the sum of the numbers in each column will be larger than the total number of people tested.**

Reporting lab	Inconclusive	Negative	Positive	Percent positive	Total
NCH NORTHEAST	6	982	315	24%	1,303
ARCPPOINT LABS		773	516	40%	1,289
PARAMOUNT URGENT CARE - OVIEDO		825	463	36%	1,288
ASSURANCE SCIENTIFIC LABORATORIES	1	1,022	263	20%	1,286
SHELL POINT NURSING PAVILION	1	1,245	37	3%	1,283
ACCU REFERENCE MEDICAL LAB		862	409	32%	1,271
CAREFAST+		860	399	32%	1,259
PRIMEHEALTH URGENT CARE INC		1,079	169	14%	1,248
CLINICORE		1,124	91	7%	1,215
ADVENTHEALTH CENTRA CARE CONWAY		1,051	148	12%	1,199
CARENOW URGENT CARE		768	429	36%	1,197
MINUTECLINIC LLC #4415		973	224	19%	1,197
ACCESS MEDICAL LABS		746	448	38%	1,194
BAPTIST HEALTH SOUTH FLORIDA - COUNTRY WALK URGENT CARE EXPRESS		1,029	156	13%	1,185
BAY MEDICAL CENTER SACRED HEART HEALTH SYSTEM		875	305	26%	1,180
UNIVERSITY OF ALABAMA AT BIRMINGHAM		1,143	27	2%	1,170
EMERGENCY PHYSICIANS MEDICAL CENTER		253	915	78%	1,168
ADVENT HEALTH - DADE CITY		1,047	119	10%	1,166
TEMPUS CLINICAL LABORATORY	9	1,026	124	11%	1,159
PATIENTS FIRST - THOMASVILLE ROAD		1,006	134	12%	1,140
MINUTECLINIC LLC #5249		909	231	20%	1,140
NYU HOSPITALS CENTER CLINICAL LABORATORIES		1,100	34	3%	1,134
PARRISH MEDICAL CENTER	1	1,000	123	11%	1,124
CAPSTONE HEALTHCARE		782	327	29%	1,109
VERITAS GENETICS	61	932	103	9%	1,096
DR G'S URGENT CARE		960	133	12%	1,093
MEDEXPRESS URGENT CARE BOCA RATON		1,014	75	7%	1,089
VAVA PARTNERS LLC		436	647	60%	1,083
BAPTIST HEALTH SOUTH FLORIDA - KEY BISCANE URGENT CARE EXPRESS		948	130	12%	1,078
PRO CLINIC		951	119	11%	1,070
AMELIA EXPRESS CARE		642	420	40%	1,062
RAINBOW RIVER MEDICAL LABORATORY		977	82	8%	1,059
QUICK CARE MED PL	2	880	172	16%	1,054
MINUTECLINIC LLC #5253		913	139	13%	1,052
PHYSICIAN ASSOCIATES		944	102	10%	1,046
ASCENSION SACRED HEART - GULF		792	246	24%	1,038
COASTAL LABORATORIES		796	235	23%	1,031
LAB24 INC	3	348	665	65%	1,016
EPN URGENT CARE NAPLES	2	746	262	26%	1,010
PHYSICIANS PRIMARY CARE	2	860	147	15%	1,009
TOM LEE COMMUNITY HEALTH CENTER		682	326	32%	1,008
MINUTECLINIC LLC #3463		855	147	15%	1,002
BAYFRONT HEALTH - CITRUS HILLS		826	156	16%	982
GENESIS LABORATORY MANAGEMENT	6	813	148	15%	967
VERITOR		838	120	13%	958
MEDEXPRESS URGENT CARE - JAX ATLANTIC BLVD		836	105	11%	941

COVID-19: testing by laboratory

Data through Jan 1, 2021 verified as of Jan 2, 2021 at 09:25 AM

Data in this report are provisional and subject to change.

The numbers in the table below represent the number of Florida and non-Florida residents for whom test results were received by the Department of Health. A person can be tested by more than one laboratory and can have both positive and negative results. **Therefore, the sum of the numbers in each column will be larger than the total number of people tested.**

Reporting lab	Inconclusive	Negative	Positive	Percent positive	Total
AMELIA EXPRESS CARE LLC		824	109	12%	933
MINUTECLINIC LLC #5854		785	147	16%	932
VRL EUROFINs - DALLAS		913	13	1%	926
NORTH FLORIDA PEDIATRICS-TALLAHASSEE		849	72	8%	921
LAKE WALES MEDICAL CENTER INC		813	98	11%	911
HOLIDAY CVS LLC DBA CVSPHARMACY #5155		875	30	3%	905
MINI ER WATERFORD LAKES, THE		773	117	13%	890
FAST TRACK URGENT CARE CENTER		4	885	100%	889
GENE TOX WORLDWIDE	60	724	99	11%	883
PENSACOLA PEDIATRICS PA	1	773	107	12%	881
MINUTECLINIC LLC #5190		741	138	16%	879
PEDIATRIC HEALTH CARE ALLIANCE - NORTHDAL		784	67	8%	851
CHARLES AIESI CONSULTING INC	2	752	97	11%	851
STEWART REFERENCE LABORATORY	1	539	310	36%	850
MINUTECLINIC LLC #7886		747	100	12%	847
STAGEZERO LIFE SCIENCES INC	1	774	71	8%	846
UHEALTH CLINIC AT WALGREENS		684	153	18%	837
HISTOPATHOLOGY SERVICES, LLC		741	93	11%	834
NEIGHBORHOOD MEDICAL CENTER INC	13	752	63	8%	828
SOLARIS HEALTHCARE PALATKA		813	14	2%	827
BRASHEAR'S VITAL CARE CORP		574	253	31%	827
BAPTIST HEALTHCARE - JAY HOSPITAL		635	189	23%	824
ST ANNES NURSING CENTER		802	17	2%	819
FLORIDA HOSPITAL ORLANDO		743	74	9%	817
LENCO MEDICAL LABORATORY		790	26	3%	816
DOC SMILEYS URGENT CARE LLC		653	155	19%	808
ASCENSION ST VINCENT'S - CLAY		775	29	4%	804
WHITE WILSON MEDICAL CENTER		86	713	89%	799
NITE LITE PEDIATRICS		230	562	71%	792
PHAROS HEALTH		623	167	21%	790
PARAMOUNT URGENT CARE VILLAGES		506	283	36%	789
SMA LAB		710	76	10%	786
ELLENTON URGENT CARE		572	212	27%	784
BAPTIST HEALTH EMERGENCY CENTER AT WEST CORAL WAY		582	189	25%	771
ACCESS POINT HEALTHCARE URGENT & PRIMARY CARE		565	206	27%	771
TREASURE COAST MEDICAL ASSOCIATES INC		587	179	23%	766
MACDILL AIR FORCE BASE		709	51	7%	760
PRIMARY CARE OF THE TREASURE COAST		676	84	11%	760
PARAMOUNT URGENT CARE INC		244	511	68%	755
MINUTECLINIC LLC		654	100	13%	754
ED FRASER MEMORIAL HOSPITAL		585	166	22%	751
CAREFAST MURABELLA		501	241	32%	742
DYNIX DIAGNOSTICS	2	522	213	29%	737
CENTRA CARE		443	288	39%	731
COASTAL PEDIATRIC GROUP		645	85	12%	730
NAPLES URGENT CARE	1	470	258	35%	729

COVID-19: testing by laboratory

Data through Jan 1, 2021 verified as of Jan 2, 2021 at 09:25 AM

Data in this report are provisional and subject to change.

The numbers in the table below represent the number of Florida and non-Florida residents for whom test results were received by the Department of Health. A person can be tested by more than one laboratory and can have both positive and negative results. **Therefore, the sum of the numbers in each column will be larger than the total number of people tested.**

Reporting lab	Inconclusive	Negative	Positive	Percent positive	Total
NONE		308	415	57%	723
DEPARTMENT OF CLINICAL LABS		709	13	2%	722
MINUTECLINIC LLC #5069		610	107	15%	717
DISNEY COVID TEST SITE		703	9	1%	712
ADVENT HEALTH LAB - ORLANDO		430	280	39%	710
MINUTECLINIC LLC #3705		627	78	11%	705
BROWNWOOD CARE CENTER		628	77	11%	705
INTEGRITY LABORATORIES, LLC	1	563	131	19%	695
BOND URGENT CARE LLC		509	186	27%	695
PALM HARBOR PHARMACY		596	92	13%	688
PREMIER MEDICAL LABORATORY SERVICES	1	463	222	32%	686
HOLMES REG MED CENTER CLINICAL LAB		581	104	15%	685
NCHMD INC		554	131	19%	685
MARION E FETHER MEDICAL CENTER, THE		628	52	8%	680
TYNDALL AIR FORCE BASE		529	149	22%	678
EUROFINS NTD, LLC		641	35	5%	676
THE HEALTH CENTER OF PLANT CITY		649	26	4%	675
MINI ER ADULT AND PEDIATRIC URGENT CARE		574	98	15%	672
FLAGLER HOSPITAL LABORATORY	8	31	623	94%	662
VENICE REGIONAL MEDICAL CENTER		573	86	13%	659
LABORATORY SPECIALISTS OF MICHIGAN		484	174	26%	658
WILLOWBROOKE COURT AT EDGEWATER POINTE ESTATES		645	8	1%	653
NCH HEALTHCARE SYSTEM MICROBIOLOGY LAB		1	652	100%	653
CENTRA CARE - SOUTH ORANGE		476	175	27%	651
TACACHALE CLINICAL LABORATORY		620	24	4%	644
MAVERICK LABS		456	186	29%	642
MINUTECLINIC, LLC DBA MINUTECLINIC #4717		620	18	3%	638
Tampa Lakes Health and Rehabilitation Center	2	568	67	11%	637
BAPTIST HEALTH - MD ANDERSON CANCER CENTER		632	4	1%	636
MEDICAL FP - WHOLE FAMILY HEALTH CENTER		522	112	18%	634
MINUTECLINIC LLC #5214		578	53	8%	631
NORTH OKALOOSA MEDICAL CENTER		379	249	40%	628
BLUE MED CONSULTANTS		609	16	3%	625
MINUTECLINIC LLC #3662		539	84	13%	623
VITAS HEALTHCARE CORPORATION OF FLA		618	3	0%	621
Victoria Nursing and Rehabilitation Center		575	38	6%	613
ADVENT HEALTH CENTRA CARE - MOUNT DORA		276	334	55%	610
MINUTECLINIC LLC # 0514		546	64	10%	610
MINUTE CLINIC LLC		527	82	13%	609
OPTUM LABS LLC		508	101	17%	609
HOLY CROSS HOSPITAL		12	596	98%	608
CVS HEALTH		435	169	28%	604
DOCTOR'S MEMORIAL HOSPITAL		464	139	23%	603
PATIENTS FIRST - MAHAN DRIVE		164	435	73%	599
NORTH SHORE LIJ URGENT CARE PC		567	31	5%	598
Community_Health		478	116	20%	594

COVID-19: testing by laboratory

Data through Jan 1, 2021 verified as of Jan 2, 2021 at 09:25 AM

Data in this report are provisional and subject to change.

The numbers in the table below represent the number of Florida and non-Florida residents for whom test results were received by the Department of Health. A person can be tested by more than one laboratory and can have both positive and negative results. **Therefore, the sum of the numbers in each column will be larger than the total number of people tested.**

Reporting lab	Inconclusive	Negative	Positive	Percent positive	Total
MINUTECLINIC LLC # 3579		505	79	14%	584
MINUTECLINIC LLC #7887		524	60	10%	584
MINUTECLINIC LLC #1067		498	81	14%	579
LEE COUNTY EMERGENCY MEDICAL SERVICE		504	73	13%	577
PARAMOUNT URGENT CARE - CLERMONT		426	150	26%	576
ADVENT HEALTH CENTRA CARE - WATERFORD LAKES		481	94	16%	575
POINT OF CARE TESTING SITE		550	23	4%	573
NORTH FLORIDA PEDIATRICS - LAKE CITY		410	157	28%	567
ADDICTION LABS OF AMERICA	2	524	39	7%	565
COVANCE CLINICAL RESEARCH UNIT INC		554	11	2%	565
KENDALL HEALTHCARE PROPERTIES DBA	2	538	22	4%	562
PALACE NURSING HOME & REHAB CENTER		553	7	1%	560
SANTA ROSA MEDICAL GROUP		462	98	18%	560
MOUNT SINAI LABORATORY		531	23	4%	554
MANOR PINES CONVALESCENT CENTER LLC	1	536	16	3%	553
PRIMARY CARE SERVICES AT INDIAN RIVER ESTATES		541	10	2%	551
VETERANS AFFAIRS MEDICAL CENTER - JAMES A HALEY			551	100%	551
MINUTECLINIC LLC #1055		429	120	22%	549
VITAE DIAGNOSTICS		534	13	2%	547
MINUTECLINIC, LLC (CLINIC 10699)		470	75	14%	545
MINUTECLINIC LLC #1771		460	84	15%	544
GENEIQ		514	29	5%	543
PATIENTS FIRST LAKE ELLA MEDICAL CENTER		483	56	10%	539
HOLMES REGIONAL MEDICAL CENTER		5	531	99%	536
MINUTECLINIC LLC #8396		467	68	13%	535
The Sands at South Beach		531	4	1%	535
NCF DIAGNOSTICS & DNA TECHNOLOGIES	15	199	318	60%	532
ECCOLAB GROUP	1	143	387	73%	531
TENNESSEE DOH - NASHVILLE	2	470	58	11%	530
ST JOHN'S NURSING CENTER		517	13	2%	530
SOUTHEAST ALABAMA MEDICAL CENT		481	49	9%	530
C.W. BILL YOUNG VA MEDICAL CENTER	1	17	510	97%	528
UNIVERSITY OF WEST FLORIDA STUDENT HEALTH SERVICES	1	434	92	17%	527
MINUTECLINIC LLC # 3686		440	86	16%	526
COASTAL URGENT CARE		424	100	19%	524
FLORIDA DEPARTMENT OF HEALTH IN POLK COUNTY	2	392	126	24%	520
SHORELINE PHYSICIAN GROUP		333	186	36%	519
ADVENTHEALTH EXPRESS CARE		316	202	39%	518
SEBASTIAN RIVER MEDICAL CENTER	2	401	114	22%	517
JOHN KNOX VILLAGE HEALTH CENTER		507	10	2%	517
GULF COAST VILLAGE		487	26	5%	513
TREE HOUSE PEDIATRICS PLLC		467	46	9%	513
NORTHEAST FLORIDA NEUROLOGY CLINICS, INC		442	70	14%	512
MINUTECLINIC LLC #7173		456	56	11%	512
CREEKSIDE CARE CENTER	1	424	84	17%	509
GULF COAST MOLECULAR LABORATORIES	11	423	73	14%	507

COVID-19: testing by laboratory

Data through Jan 1, 2021 verified as of Jan 2, 2021 at 09:25 AM

Data in this report are provisional and subject to change.

The numbers in the table below represent the number of Florida and non-Florida residents for whom test results were received by the Department of Health. A person can be tested by more than one laboratory and can have both positive and negative results. **Therefore, the sum of the numbers in each column will be larger than the total number of people tested.**

Reporting lab	Inconclusive	Negative	Positive	Percent positive	Total
MID-FLORIDA PATHOLOGY		397	107	21%	504
APALACHEE CORRECTIONAL INSTITUTION EAST UNIT		492	12	2%	504
ARCPPOINT LABS OF CORAL SPRINGS FL		463	39	8%	502
PALM GARDEN OF PORT SAINT LUCIE		496	5	1%	501
LIFE CARE CENTER OF NEW PORT RICHEY		469	30	6%	499
MOLECULAR INFECTIOUS DISEASES		492	7	1%	499
GOLDEN GLADES NURSING & REHABILITATION CTR		488	7	1%	495
MINUTECLINIC LLC #3635		440	55	11%	495
MINUTECLINIC LLC #3291		439	56	11%	495
MIAMI JEWISH HEALTH SYSTEMS		476	18	4%	494
CLINICAL PATHOLOGY LABS		386	106	22%	492
Signature HealthCare Center of Waterford		468	22	4%	490
VETERANS AFFAIRS MEDICAL CENTER - BAY PINES		17	469	97%	486
MED FAST URGENT CARE CENTER		233	249	52%	482
VILLA MARIA NURSING & REHAB CENTER INC	1	469	11	2%	481
DAVITA LABORATORY		426	55	11%	481
MEDICAL VB		368	111	23%	479
CONSULATE HEALTH CARE OF NEW PORT RICHEY		455	22	5%	477
PROJECT HEALTH, INC SUMTERVILLE	5	408	62	13%	475
INTELEX LABS, LLC		456	17	4%	473
MINUTECLINIC LLC #1821		421	51	11%	472
CONSULATE HEALTHCARE OF VERO BEACH	12	427	32	7%	471
KEYS AHEC SCHOOL MEDICAL CLINIC	6	407	57	12%	470
LAKELAND REGIONAL HEALTH - PWC/OB		35	433	93%	468
LIFE CARE CENTER OF ORANGE PARK		456	12	3%	468
WOODLANDS MEDICAL SPECIALISTS		346	118	25%	464
INTERLACHEN PEDIATRICS		444	20	4%	464
JACKSON MEMORIAL LONG TERM CARE CENTER		450	13	3%	463
CLEWISTON NURSING AND REHABILITATION CENTER		457	5	1%	462
MEDRITE MEDICAL CARE, PC	221	216	25	5%	462
FISHERMENS HOSPITAL CLINICAL LAB		427	35	8%	462
NORTH FLORIDA PEDIATRICS PA - SUWANNEE		376	84	18%	460
LIFE CARE CENTER OF HILLIARD		449	10	2%	459
MINUTECLINIC LLC # 3930		403	56	12%	459
CLARITY LABS		396	63	14%	459
ANY LAB TEST NOW	1	310	145	32%	456
EDEN SPRINGS NURSING AND REHAB CENTER		366	90	20%	456
ALTRU DIAGNOSTICS INC	2	427	25	6%	454
PALM GARDEN OF VERO BEACH		415	34	8%	449
BROAD INSTITUTE CLINICAL SEQUENCING RESEARCH PLATFORM	1	438	9	2%	448
EMERALD SHORES HEALTH AND REHABILITATION		362	85	19%	447
NEW YORK HOSPITAL LABORATORIES	1	434	12	3%	447
MINUTECLINIC LLC #3814		362	84	19%	446
MEMORIAL PEMBROKE 24/7 CARE CENTER		339	104	23%	443
MINUTECLINIC LLC #3003		337	106	24%	443
RIVER GARDEN HEBREW HOME FOR THE AGED		391	46	11%	437

COVID-19: testing by laboratory

Data through Jan 1, 2021 verified as of Jan 2, 2021 at 09:25 AM

Data in this report are provisional and subject to change.

The numbers in the table below represent the number of Florida and non-Florida residents for whom test results were received by the Department of Health. A person can be tested by more than one laboratory and can have both positive and negative results. **Therefore, the sum of the numbers in each column will be larger than the total number of people tested.**

Reporting lab	Inconclusive	Negative	Positive	Percent positive	Total
ST CLOUD REGIONAL MEDICAL CENTER CLINICAL LAB		378	56	13%	434
MINUTECLINIC LLC #4458		354	80	18%	434
ADVENT HEALTH CENTRA CARE - PORT ORANGE		29	402	93%	431
AVECINA MEDICAL JULINGTON	1	240	189	44%	430
JACKSON MEMORIAL PERDUE MEDICAL CENTER		413	16	4%	429
ENZO CLINICAL LABS INC	2	411	16	4%	429
FORT MYERS INTERNAL MEDICINE, LLC		391	37	9%	428
HMA SANTA ROSA MEDICAL CENTER LLC DBA		334	92	22%	426
SMA SPECIALTY MEDICAL LAB		115	311	73%	426
Point of Care Testing	1	105	319	75%	425
THERADOC		152	273	64%	425
MYTEST DIAGNOSTICS		395	29	7%	424
BALDOMERO LOPEZ STATE VETERANS NURSING HOME	2	419	2	0%	423
MINUTECLINIC, LLC #4015		316	107	25%	423
HEALTH CENTER AT BRENTWOOD	1	386	34	8%	421
GARCIA CLINICAL LABORATORY		28	392	93%	420
Good Samaritan Society Kissimmee Village		356	63	15%	419
FLO-MEDILAB SERVICES LLC		186	233	56%	419
FOUNTAIN MANOR HEALTH AND REHAB CENTER	1	403	14	3%	418
ORLANDO HEALTH AND REHAB CENTER		382	35	8%	417
MINUTECLINIC LLC #7973		351	64	15%	415
NEW PLANT CITY FAMILY CARE	1	221	193	47%	415
Southern Oaks Care Center	1	386	27	7%	414
LEHIGH REGIONAL MEDICAL CENTER LAB		371	42	10%	413
FLORIDA DEPT OF HEALTH IN BREVARD COUNTY	3	348	60	15%	411
MINUTECLINIC LLC #3671		366	44	11%	410
THE PRESERVE		406	4	1%	410
READY RESPONDERS FLORIDA, PLLC		355	54	13%	409
PROHEALTH MEDICAL CLINIC		65	344	84%	409
PALM GARDEN OF JACKSONVILLE	2	349	55	14%	406
ETHOS WELLNESS PHARMACY		376	28	7%	404
VETERANS AFFAIRS MEDICAL CENTER		40	364	90%	404
LAUDERDALE NURSING CENTER LLC	1	389	14	3%	404
MINUTECLINIC LLC		356	45	11%	401
VALENCIA HILLS HEALTH AND REHABILITATION CENTER		393	8	2%	401
ADVENT HEALTH CENTRA CARE - WINTER PARK		260	139	35%	399
XYZ LABORATORY	3	360	36	9%	399
TIDE LABORATORIES		356	42	11%	398
HILLCREST HEALTH CARE & REHABILITATION CENTER		390	8	2%	398
MIDWAY SPECIATLY CARE CENTER		247	150	38%	397
MINUTECLINIC LLC #476		335	62	16%	397
Q ANSWER LAB	1	364	31	8%	396
SPECTOR SCIENTIFIC LAB	1	188	206	52%	395
MINI ER AND URGENT CARE		289	105	27%	394
THE PALACE AT HOMESTEAD	1	379	13	3%	393
NCH HEALTHCARE BONITA		287	105	27%	392

COVID-19: testing by laboratory

Data through Jan 1, 2021 verified as of Jan 2, 2021 at 09:25 AM

Data in this report are provisional and subject to change.

The numbers in the table below represent the number of Florida and non-Florida residents for whom test results were received by the Department of Health. A person can be tested by more than one laboratory and can have both positive and negative results. **Therefore, the sum of the numbers in each column will be larger than the total number of people tested.**

Reporting lab	Inconclusive	Negative	Positive	Percent positive	Total
HARTS HARBOR HEALTH CARE CENTER		381	11	3%	392
PRIMARY CARE SERVICES AT ST ANDREWS ESTATES		390			390
INTERLACHEN PEDIATRICS PA		370	19	5%	389
BARBER		13	376	97%	389
MINUTECLINIC LLC #7225		336	53	14%	389
The Manor at Blue Water Bay		346	42	11%	388
MANOR AT CARPENTERS		364	24	6%	388
MINUTECLINIC LLC #4024		333	54	14%	387
Crestview Rehabilitation Center	3	261	123	32%	387
MOORINGS PARK INSTITUTE, INC, THE		374	12	3%	386
HENDRY REGIONAL MEDICAL CENTER CLINICAL LABORATORY		278	105	27%	383
WILLOW BROOKE COURT AT INDIAN RIVER ESTATES		345	35	9%	380
Williston Care Center		359	20	5%	379
NEW YORK PRESBYTERIAN - CUMC CLINICAL		361	17	4%	378
WHOLE FAMILY HEALTH CENTER INC		307	71	19%	378
ST ANDREWS BAY SKILLED NURSING &		351	25	7%	376
BAYA PHARMACY WEST		8	368	98%	376
WEST GABLES HEALTH CARE CENTER		367	9	2%	376
CYPRESS VILLAGE		365	11	3%	376
CLIFFORD CHESTER SIMS STATE VETERANS		370	6	2%	376
MINUTECLINIC LLC #3285		326	47	13%	373
COASTAL PHYSICIANS, LLC		277	96	26%	373
PENSACOLA PEDIATRICS	1	252	120	32%	373
URGENT CARE BETHESDA	1	318	52	14%	371
MEDONE URGENT CARE CENTER		149	222	60%	371
HENDRY REGIONAL MEDICAL CENTER		107	263	71%	370
MINUTECLINIC, LLC #3204		303	67	18%	370
Colonial Lakes Health Care		364	6	2%	370
DOCTORS CENTER,THE		292	78	21%	370
NAVAL HOSPITAL - JACKSONVILLE		41	327	89%	368
PALM BAY HOSPITAL CLINICAL LABORATORY		199	168	46%	367
ADVENT HEALTH - TAMPA		148	217	59%	365
SANTA ROSA CENTER FOR REHABILITATION AND HEALING		309	56	15%	365
Plantation Bay Rehabilitation Center		358	6	2%	364
MINUTECLINIC LLC #3257		292	72	20%	364
GROWING TOGETHER PEDIATRICS LLC		335	28	8%	363
PARKLANDS FACILITY INC	4	349	6	2%	359
DOH - INDIAN RIVER		293	65	18%	358
MEDONE URGENT CARE AT ST. AUGUSTINE		111	247	69%	358
SOLARIS HEALTHCARE CHARLOTTE HARBOR		335	21	6%	356
INFORM DIAGNOSTICS		349	6	2%	355
FAIR HAVENS CENTER, OPCO		349	5	1%	354
LIFE CARE CENTER OF PENSACOLA		334	17	5%	351
BALDWIN PEDIATRICS	1	332	18	5%	351
PEDIATRICS OF CENTRAL FLORIDA PA	10	316	24	7%	350
ADVENT HEALTH CENTRA CARE - LAKE MARY	2	99	249	71%	350

COVID-19: testing by laboratory

Data through Jan 1, 2021 verified as of Jan 2, 2021 at 09:25 AM

Data in this report are provisional and subject to change.

The numbers in the table below represent the number of Florida and non-Florida residents for whom test results were received by the Department of Health. A person can be tested by more than one laboratory and can have both positive and negative results. **Therefore, the sum of the numbers in each column will be larger than the total number of people tested.**

Reporting lab	Inconclusive	Negative	Positive	Percent positive	Total
BAYSHORE DIAGNOSTICS		309	40	11%	349
VETERANS AFFAIRS MEDICAL CENTER - GAINESVILLE		2	347	99%	349
NORTH FLORIDA PEDIATRICS PA		300	48	14%	348
SANFORD LABORATORIES		325	23	7%	348
PALM GARDEN OF OCALA		330	16	5%	346
UR MEDICINE LABS- CENTRAL LABORATORY		331	15	4%	346
CITY MEDICAL OF NEW JERSEY, PC		314	31	9%	345
HERON POINTE HEALTH AND REHABILITATION	1	344			345
MY CLINICAL LAB		224	118	35%	342
HARBOUR HEALTH CENTER		335	7	2%	342
MINUTECLINIC LLC #3654		284	58	17%	342
KETAMINE HEALTH CENTERS LLC		315	27	8%	342
VILLAGE AT VIENNA SQUARE,THE□	6	329	5	1%	340
SELECT REFERENCE LABORATORIES, LLC	1	326	12	4%	339
PALM GARDEN OF TAMPA		336	3	1%	339
FAMILY HEALTH CENTERS OF SWF LABS	2	283	54	16%	339
MINUTECLINIC LLC #4201		299	39	12%	338
NSPIRE HEALTHCARE MIAMI LAKES	3	325	9	3%	337
GENESIS DIAGNOSTICS		234	102	30%	336
NORTH FLORIDA REHABILITATION & SPECIALTY CARE□		332	3	1%	335
INDIAN RIVER CTR, LLC		305	30	9%	335
CATALYST WALK IN CLINIC		252	82	25%	334
CORAL BAY HEALTHCARE AND REHABILITATION	1	328	5	1%	334
CRUCIAL CARE EMERGENCY MEDICINE DOCTORS		273	61	18%	334
MAYFLOWER ASSISTED LIVING		332	2	1%	334
GOLDEN GATE FAMILY CLINIC		83	250	75%	333
SIPARADIGM, DIAGNOSTIC INFORMATICS		273	58	18%	331
VRL EUROFINs		320	10	3%	330
Stacey Health Care Centers Inc. dba Riverside Care Center		307	23	7%	330
FERNANDINA BEACH REHAB AND NURSING	1	325	3	1%	329
RICARDO NAVARRO DO PA		295	34	10%	329
ARCPPOINTS LABS		294	35	11%	329
PEDIATRIC HEALTHCARE ALLIANCE PA		301	28	9%	329
FIU-HEALTH AUXILIARY LABORATORY		302	26	8%	328
NORTH PINELLAS STATMED QUICK QUALITY CLINICS		236	92	28%	328
TREASURE COAST COMMUNITY HEALTH	3	287	37	11%	327
NCHMD, INC SOUTHEAST IMMEDIATE CARE		240	87	27%	327
MANOR CARE HEALTH SERVICES - FT MYERS		316	10	3%	326
TRI-COUNTY NURSING AND REHABILITATION CENTER INC		311	15	5%	326
LITTLE PINE PEDIATRICS		210	115	35%	325
USAFSAM/PHE		173	150	46%	323
CITRUS NURSING CENTER LLC		306	15	5%	321
BOND AND STEELE CLINIC PA		188	132	41%	320
MIDWAY SPECIALTY CARE CENTER	3	202	113	36%	318
PHYSICIANS PRIMARY CARE LAB		277	41	13%	318
ABBEY DELRAY		315	3	1%	318

COVID-19: testing by laboratory

Data through Jan 1, 2021 verified as of Jan 2, 2021 at 09:25 AM

Data in this report are provisional and subject to change.

The numbers in the table below represent the number of Florida and non-Florida residents for whom test results were received by the Department of Health. A person can be tested by more than one laboratory and can have both positive and negative results. **Therefore, the sum of the numbers in each column will be larger than the total number of people tested.**

Reporting lab	Inconclusive	Negative	Positive	Percent positive	Total
CORE DIAGNOSTIC LABORATORIES LLC		236	79	25%	315
SIGNATURE HEALTHCARE OF BROOKWOOD GARDENS		314	1	0%	315
APP-UNIPATH, LLC	2	301	12	4%	315
MINUTECLINIC LLC #5216		262	53	17%	315
ADVENTHEALTH MEDICAL GROUP PROMPT CARE		225	89	28%	314
Ocala Health and Rehabilitation Center		304	10	3%	314
RUSKIN HEALTH CENTER		205	109	35%	314
GENESIS MEDICAL LABORATORY MIAMI FL.		83	229	73%	312
BLOUNTSTOWN REHABILITATION CENTER LLC		217	95	30%	312
FLORIDA HOSPITAL WAUCHULA		208	103	33%	311
FLORIDA HOSPITAL MEDICAL GROUP		242	69	22%	311
PALMS OF SEBRING		292	18	6%	310
ADVENT HEALTH CENTRA CARE - LEESBURG		13	297	96%	310
MANOR OAKS NURSING & REHAB CENTER	2	306	1	0%	309
EAST LAKE PEDIATRICS		251	57	19%	308
MEDSCAN LABORATORY INC	1	161	145	47%	307
FLAGLER COUNTY HEALTH DEPARTMENT		266	41	13%	307
MEDEXPRESS LUTZ		3	302	99%	305
CORAL TRACE HEALTH CARE	1	299	5	2%	305
MINUTECLINIC LLC, #10357		304	1	0%	305
MEDICAL CENTER CLINIC-IMMEDIATE CARE	1	253	50	16%	304
ORLANDO HEALTH CENTER FOR REHABILITATION		297	7	2%	304
VITAS HEALTHCARE CORP OF CENTRAL FL		296	6	2%	302
CONSULATE HEALTH CARE OF BAYONET POINT	3	293	5	2%	301
PALMETTO SUBACUTE CARE CENTER		294	7	2%	301
AMERICA'S PHARMACY LLC		263	37	12%	300
FLORIDA GULF COAST UNIVERSITY		151	149	50%	300
BAPTIST PRIMARY CARE	2	238	60	20%	300
MINUTECLINIC LLC #3648		236	63	21%	299
MAIN STREET MEDICAL CENTER		9	289	97%	298
ADVENT HEALTH CENTRA CARE - PALM COAST		41	257	86%	298
HAINES CITY REHABILITATION AND NURSING CENTER		285	12	4%	297
CHILDRENS MEDICAL ASSOCIATION		275	22	7%	297
LPG COCONUT POINT		244	53	18%	297
ADVENT HEALTH CENTRA CARE - TITUSVILLE		56	241	81%	297
ORCHARD PARK HEALTH & REHABILITATION		294	2	1%	296
ASAP LAB LLC		198	98	33%	296
BUENA VISTA URGENT CARE		264	32	11%	296
CLARIDGE HOUSE NURSING CENTER		280	15	5%	295
Life Care Center of Ocala		277	16	5%	293
CAPE CANAVERAL HOSPITAL		151	141	48%	292
Life Care Center at Wells Crossing		276	15	5%	291
NORTHWEST MEDICAL CENTER CLINICAL LABORATORY		175	116	40%	291
FLORIDA DEPARTMENT OF HEALTH CLAY COUNTY	1	206	82	28%	289
DELTONA HEALTH CARE		266	23	8%	289
AUBURN UNIVERSITY MEDICAL CLINIC		227	62	21%	289

COVID-19: testing by laboratory

Data through Jan 1, 2021 verified as of Jan 2, 2021 at 09:25 AM

Data in this report are provisional and subject to change.

The numbers in the table below represent the number of Florida and non-Florida residents for whom test results were received by the Department of Health. A person can be tested by more than one laboratory and can have both positive and negative results. **Therefore, the sum of the numbers in each column will be larger than the total number of people tested.**

Reporting lab	Inconclusive	Negative	Positive	Percent positive	Total
LIFEBRITE	1	118	167	58%	286
SPECIALTY HEALTH AND REHABILITATION CENTER		260	24	8%	284
SPRING HILL HEALTH AND REHABILITATION CENTER		271	13	5%	284
MINUTECLINIC LLC #1815		256	27	10%	283
VETERANS AFFAIRS MEDICAL CENTER - LAKE CITY		52	231	82%	283
24 HOUR PEDIATRIC CARE CENTER	1	258	24	8%	283
BOCA BIOLISTICS REFERENCE LABORATORY	2	185	95	34%	282
LAKELAND REGIONAL HEALTH SYSTEMS INC		16	266	94%	282
PHYSICIANS STAT LAB INC		237	45	16%	282
URGENT CARE OF THE PALM BEACHES		3	278	99%	281
VITAS LUTHERAN TOWERS INPATIENT PROGRAM		265	16	6%	281
MINUTECLINIC LLC # 7933		235	45	16%	280
BIOCEPT		264	16	6%	280
PALM GARDEN OF GAINESVILLE	2	275	2	1%	279
BUFFALO CROSSING HEALTHCARE & REHABILITATION CTR		268	9	3%	277
PRUITT HEALTH-SANTA ROSA		275	2	1%	277
MEDFAST URGENT CARE CENTERS		8	268	97%	276
DBI HEALTH INC		267	9	3%	276
PHYSICIANS REGIONAL WALK-IN		184	92	33%	276
Quest Diag Unspecifd		177	98	36%	275
MINUTECLINIC LLC #8381		219	56	20%	275
FLORIDA HOSPITAL HEARTLAND MED CTR LAKE PLACID		203	71	26%	274
BENTON PEDIATRICS INC		250	23	8%	273
WESTCHESTER GARDENS LIMITED PARTNERSHIP		268	5	2%	273
CARENOW URGENT CARE - FORT PIERCE		177	96	35%	273
ROLLINS COLLEGE WELLNESS CENTER		130	142	52%	272
SUWANNEE HEALTH AND REHABILITATION CENTER		267	5	2%	272
Manatee Springs Rehabilitation and Nursing Center		255	15	6%	270
J AND G MEDICAL GROUP LLC		232	37	14%	269
MEDFAST URGENT CARE CENTER		82	187	70%	269
HEALTH CENTRAL PARK		218	51	19%	269
MINUTECLINIC, LLC #3245		193	76	28%	269
MINUTECLINIC LLC #4612		210	58	22%	268
GOOD SAMARITAN SOCIETY-DAYTONA		263	5	2%	268
BRIDGEWATER PARK HEALTH AND REHAB		257	11	4%	268
SPRINGTREE REHAB & HEALTH CARE CENTER		257	10	4%	267
AVELLINO LAB USA, INC	1	257	9	3%	267
Cypress Cove Care Center		174	93	35%	267
LIFE CARE PONTE VEDRA INC		261	4	2%	265
AURORA DIAGNOSTICS BERNHARDT LABORATORIES PATHOLOGY SERVICE		190	75	28%	265
AFC URGENT CARE SEMINOLE			264	100%	264
Timberridge Center for Rehabilitation and Healing		241	23	9%	264
BAY VILLAGE OF SARASOTA INC		261	2	1%	263
SHORE ACRES CARE CENTER		255	8	3%	263
BREVARD HEALTH ALLIANCE		116	145	56%	261
CLIFFORD CHESTER SIMS VA NURSING HOME		251	9	3%	260

COVID-19: testing by laboratory

Data through Jan 1, 2021 verified as of Jan 2, 2021 at 09:25 AM

Data in this report are provisional and subject to change.

The numbers in the table below represent the number of Florida and non-Florida residents for whom test results were received by the Department of Health. A person can be tested by more than one laboratory and can have both positive and negative results. **Therefore, the sum of the numbers in each column will be larger than the total number of people tested.**

Reporting lab	Inconclusive	Negative	Positive	Percent positive	Total
GANDY CROSSING CARE CENTER	1	247	12	5%	260
CONSULATE HEALTHCARE OF KISSIMMEE		247	12	5%	259
FLORIDA WOMAN CARE LABORATORY LLC		232	26	10%	258
MANOR CARE NURSING CENTER OF SARASOTA FL LLC		252	5	2%	257
HOPE HOSPICE AND COMMUNITY SERVICES INC	9	242	6	2%	257
BROOKSVILLE HEALTHCARE CENTER LLC		256	1	0%	257
HOMESTEAD MANOR	2	215	40	16%	257
MINUTECLINIC LLC #5924		206	50	20%	256
AVENTURA REHAB AND NURSING CENTER		251	4	2%	255
SOLARIS HEALTHCARE OSCEOLA		250	5	2%	255
MANORCARE HEALTH SERVICES - VENICE		207	48	19%	255
MICHAEL A MIDDLETON MD PA		247	8	3%	255
VILLAGE DOCTORS FAMILY MEDICAL CENTER OF		202	52	20%	254
ASCEND CLINICAL	2	232	20	8%	254
Solaris HealthCare Windermere		248	6	2%	254
EAST LAKE PEDIATRICS PA		233	21	8%	254
QUALITOX LABORATORIES		105	149	59%	254
HALIFAX MEDICAL CENTER-PORT ORANGE LAB		218	35	14%	253
KEY WEST HEALTH AND REHAB	1	247	5	2%	253
ST JUDE CHILDREN'S RESEARCH HOSPITAL		239	13	5%	252
FAIRWAY OAKS CENTER LLC	5	240	5	2%	250
Premier Place at The Glenview		242	7	3%	249
CONSULATE HEALTH CARE OF SAFETY HARBOR		244	3	1%	247
HEALTHY STEPS PEDIATRICS		220	27	11%	247
MARTIN MEMORIAL MEDICAL CENTER LAB		128	118	48%	246
SHELL POINT VILLAGE MEDICAL CENTER		246			246
ROSEWOOD HEALTH AND REHABILITATION CENTER		241	5	2%	246
Marshall Health and Rehabilitation Center		243	2	1%	245
LabCorp (Non-Interfaced)	1	109	135	55%	245
SIGNATURE HEALTHCARE OF NORTH FLORIDA		242	2	1%	244
HARDEE MANOR HEALTH CARE CENTER	1	241	2	1%	244
STARKE FAMILY MEDICAL CENTER		195	49	20%	244
ADVENT HEALTH CENTRA CARE - ORMOND BEACH		98	146	60%	244
SOLARIS HEALTHCARE PARKWAY	1	240	3	1%	244
SEA BREEZE REHAB AND NURSING CENTER		239	4	2%	243
OCEAN VIEW NURSING AND REHAB CENTER		233	10	4%	243
ROSEWOOD HEALTHCARE & REHABILITATION CENTER		239	4	2%	243
FIRST QUALITY LABORATORY		226	17	7%	243
GOOD SAMARITAN CARES		236	5	2%	241
FL HUD DESTIN, LLC D/B/A GRAND BOULEVARD HEALTH		209	32	13%	241
SABAL PALMS HEALTH AND REHAB		199	42	17%	241
JACKSONVILLE BEACH PEDIATRIC CARE CENTER		215	26	11%	241
renaissance health and rehabilitation center		234	6	3%	240
LAKE EUSTIS HEALTH AND REHABILITATION CENTER		238	2	1%	240
Bayside Care Center	1	225	13	5%	239
ADVENT HEALTH CENTRA CARE - ALTAMONTE SPRINGS		145	94	39%	239

COVID-19: testing by laboratory

Data through Jan 1, 2021 verified as of Jan 2, 2021 at 09:25 AM

Data in this report are provisional and subject to change.

The numbers in the table below represent the number of Florida and non-Florida residents for whom test results were received by the Department of Health. A person can be tested by more than one laboratory and can have both positive and negative results. **Therefore, the sum of the numbers in each column will be larger than the total number of people tested.**

Reporting lab	Inconclusive	Negative	Positive	Percent positive	Total
AFC URGENT CARE FAMILY CARE			239	100%	239
MINUTECLINIC LLC #1807		195	44	18%	239
KISSIMMEE FACILITY OPERATIONS LLC		232	7	3%	239
BROWARD NURSING & REHABILITATION CTR	8	228	2	1%	238
DIAMOND RIDGE HEALTH AND REHABILITATION CENTER		222	15	6%	237
ADVENT HEALTH CENTRA CARE - UNIVERSITY	1	95	140	59%	236
HEATHER HILL HEALTHCARE CENTER		197	39	17%	236
PERSONALIZED GENETIC TESTING	1	142	92	39%	235
MALABAR/ADVENT CENTRA CARE		47	188	80%	235
Glades West Rehabilitation and Nursing Center		231	4	2%	235
TELESCOPE HEALTH LLC	3	178	54	23%	235
PALM GARDEN OF CLEARWATER		217	17	7%	234
MEMPHIS PATHOLOGY LABORATORY	4	212	17	7%	233
Vi at Lakeside Village Skilled Nursing		229	3	1%	232
REGENTS PARK AT AVENTURA		221	11	5%	232
LOOP PEDIATRICS PA		204	28	12%	232
OSPREY LODGE		219	12	5%	231
Fernandina Beach Rehabilitation and Nursing Center		230	1	0%	231
TAMARAC REHABILITATION & HEALTH CENTER		231			231
Bay Breeze Senior Living and Rehabilitation Center		181	50	22%	231
CHILDRENS MEDICAL ASSOCIATION PA		204	26	11%	230
ROSEN MEDICAL CENTER		205	25	11%	230
PruittHealth Santa Rosa		195	35	15%	230
ARCHER HEALTH VENTURES, LLC		205	25	11%	230
Solaris Healthcare Daytona	1	225	4	2%	230
THE PALACE MANAGEMENT - THE PALACE AT CORAL GABLES		229			229
OAK HAMMOCK AT THE UNIVERSITY OF FLORIDA		223	6	3%	229
ADVENT HEALTH CENTRA CARE - COLONIAL TOWN	1	175	51	22%	227
BOCA GRANDE HEALTH CLINIC		211	16	7%	227
EXPRESS URGENT CARE LLC		1	226	100%	227
PruittHealth Panama City	1	207	18	8%	226
AFC URGENT CARE CLEARWATER		104	122	54%	226
BEAR CREEK NURSING CENTER		223	2	1%	225
LAKE PARK OF MADISON		221	4	2%	225
MINUTECLINIC LLC #3236		199	25	11%	224
LEHIGH VALLEY GENOMICS			224	100%	224
Destin Healthcare and Rehabilitation Center	1	217	5	2%	223
ELLENTON PEDIATRICS		206	17	8%	223
MINUTECLINIC, LLC #5817		183	40	18%	223
LYNN HAVEN SPORTS COMPLEX-WALKON CLINIC		20	203	91%	223
BAY TREE CARE AND REHABILITATION CENTER		197	25	11%	222
HARBOURWOOD	1	217	4	2%	222
LUTHERAN HAVEN		219	3	1%	222
MANDARIN PEDIATRICS		209	12	5%	221
DIAMOND RIDGE HEALTH AND REHABILITATION		209	12	5%	221
FLORIDA DEPARTMENT OF HEALTH		193	27	12%	220

COVID-19: testing by laboratory

Data through Jan 1, 2021 verified as of Jan 2, 2021 at 09:25 AM

Data in this report are provisional and subject to change.

The numbers in the table below represent the number of Florida and non-Florida residents for whom test results were received by the Department of Health. A person can be tested by more than one laboratory and can have both positive and negative results. **Therefore, the sum of the numbers in each column will be larger than the total number of people tested.**

Reporting lab	Inconclusive	Negative	Positive	Percent positive	Total
BUREAU OF CLINICAL LABORATORIES		183	37	17%	220
AFC URGENT CARE TYRONE		2	218	99%	220
Boynton Beach Rehabilitation Center	2	213	4	2%	219
DAVID SCOTT MADWAR MD PA		199	19	9%	218
LAKE PORT SQUARE		200	17	8%	217
THE MANOR AT CARPENTERS		185	32	15%	217
CHIPOLA HEALTH AND REHAB		206	11	5%	217
TERRACES OF LAKE WORTH CARE CENTER		216	1	0%	217
PROTEUS MOLECULAR AND CLINICAL LAB	1	144	71	33%	216
ST. CLOUD REGIONAL MEDICAL CENTER		199	17	8%	216
MEDIPATH		10	206	95%	216
TUSKAWILLA NURSING AND REHAB CENTER	2	208	5	2%	215
GATEWAY/ADVENT CENTRA CARE	1	24	189	88%	214
RULEME CENTER	2	204	8	4%	214
ST JAMES HEALTH AND REHABILITATION CENTER		187	26	12%	213
Consulate Health Care of North Fort Myers		203	9	4%	212
POCONO MEDICAL CENTER		212			212
Sunset Point Center		210	2	1%	212
PCB CLINIC		167	45	21%	212
SUNRISE DIAGNOSTIC LABORATORY		158	53	25%	211
BLOCK, NATION, CHASE, AND SMOLEN FAMILY MEDICINE		157	54	26%	211
ADVENT HEALTH CENTRA CARE		104	106	50%	210
PARKS HEALTHCARE & REHABILITATION CTR	4	205	1	0%	210
CONSULATE HEALTH CARE OF WINTER HAVEN		209			209
THE PALACE NURSING AND REHABILITATION CENTER		209			209
CALHOUN LIBERTY HOSPITAL		145	63	30%	208
TGH		1	206	100%	207
PALM GARDEN OF AVENTURA		206	1	0%	207
SPRINGS AT BOCA CIEGA BAY,THE		200	7	3%	207
Heritage Healthcare at Tallahassee		205	2	1%	207
TIERRA PINES CENTER		197	9	4%	206
Taylor Care Center		203	3	1%	206
SERENADES IN THE VILLAGES		169	37	18%	206
STEWART ROCKLEDGE HOSPITAL		155	50	24%	205
HOMESTEAD VILLAGE		201	3	1%	204
PALM GARDEN OF ORLANDO		184	19	9%	203
EDGEWATER AT WATERMAN VILLAGE,THE		192	10	5%	202
FULGENT GENETICS	2	162	38	19%	202
POLK COUNTY HEALTH DEPARTMENT		178	24	12%	202
HEALTH FIRST - HOLMES REGIONAL MEDICAL CENTER		32	170	84%	202
PEDIATRICS IN BREVARD PA		188	14	7%	202
DOCTORS MEMORIAL FAMILY MEDICINE	2	137	62	31%	201
VAMC WEST PALM LAB		5	196	98%	201
Governors Creek Health and Rehabilitation	1	198	2	1%	201
ORCHARD RIDGE CARE AND REHABILITATION CENTER		199	1	1%	200
W FRANK WELLS NURSING HOME		173	27	14%	200

COVID-19: testing by laboratory

Data through Jan 1, 2021 verified as of Jan 2, 2021 at 09:25 AM

Data in this report are provisional and subject to change.

The numbers in the table below represent the number of Florida and non-Florida residents for whom test results were received by the Department of Health. A person can be tested by more than one laboratory and can have both positive and negative results. **Therefore, the sum of the numbers in each column will be larger than the total number of people tested.**

Reporting lab	Inconclusive	Negative	Positive	Percent positive	Total
SUN COUNTRY PEDIATRICS PLLC	6	178	16	8%	200
MINUTECLINIC LLC #3748		164	36	18%	200
BAYA POINTE NURSING AND REHABILITATION		118	82	41%	200
ORANGE COUNTY HEALTH DEPT		191	8	4%	199
FLORIDA CLINICAL LABORATORY-BIOREFERENCE LABORATORIES		64	135	68%	199
ABBOTT LABORATORIES		142	57	29%	199
GRAND COURT TAMPA		198	1	1%	199
PEDIATRIC HEALTH CARE ALLIANCE, PA		180	18	9%	198
DEPARTMENT OF HEALTH & HUMAN SERVICES		198			198
PATHGROUP LABS LLC		94	104	53%	198
MINUTECLINIC LLC #3255		159	38	19%	197
JACKSON PLAZA NURSING & REHAB CENTER		195	2	1%	197
HARDEE COUNTY HEALTH DEPARTMENT		157	39	20%	196
MIAMI JEWISH HEALTH SYSTEMS, INC	1	188	7	4%	196
GLENRIDGE ON PALMER RANCH,THE		189	6	3%	195
SAMANTHA WILSON CARE CENTER		188	7	4%	195
USA HEALTH UNIVERSITY HOSPITAL CLINICAL LABORATORY	1	192	2	1%	195
AMERICAN FAMILY CARE PENSACOLA WEST		1	194	99%	195
ELMHURST HOSPITAL CENTER	1	185	8	4%	194
VIERA HOSPITAL, INC		144	50	26%	194
FELLOWSHIP HOME AT THE FAIRWAY LLC		191	3	2%	194
SILVERCREST HEALTH AND REHABILITATION CENTER	3	184	6	3%	193
SABAL DIRECT PRIMARY CARE, PA		163	30	16%	193
SERANADES BY SONATA WEST ORANGE		172	21	11%	193
Chatsworth at PGA National, LLC		187	5	3%	192
ADVENT HEALTH - CARROLLWOOD	4	166	22	11%	192
ASSOCIATESMD MEDICAL GROUP INC		159	33	17%	192
MOLECULAR TESTING LABS		156	36	19%	192
Solaris Healthcare Coconut Creek		189	2	1%	191
SOLARIS HEALTHCARE MERRITT ISLAND		172	19	10%	191
WESTWOOD HEALTHCARE SNF		163	28	15%	191
SIGNATURE HEALTHCARE AT THE COURTYARD		144	46	24%	190
CLERMONT HEALTH AND REHABILITATION CENTER		183	7	4%	190
TRENTON MEDICAL CENTER INC DBA PALMS MEDICAL GROUP	4	140	46	24%	190
SILVER CREEK SENIOR LIVING COMMUNITY		188	1	1%	189
MEDICAL CENTER OF DELTONA, INC		146	43	23%	189
HAVEN OF OUR LADY OF PEACE INC		184	4	2%	188
Lake Port Square Health Center		177	11	6%	188
ManorCare Health Services-Palm Harbor		188			188
CARRINGTON PLACE OF ST PETE LLC		187	1	1%	188
WOMEN'S CARE FLORIDA LABORATORY		183	5	3%	188
Bayside Health and Rehabilitation		164	24	13%	188
HEALTH LINK DIAGNOSTIC LABORATORIES		182	5	3%	187
AFC URGENT CARE		52	135	72%	187
RIVERS FAMILY MEDICINE PA		143	44	24%	187
PLANTATION NURSING & REHAB CENTER		186			186

COVID-19: testing by laboratory

Data through Jan 1, 2021 verified as of Jan 2, 2021 at 09:25 AM

Data in this report are provisional and subject to change.

The numbers in the table below represent the number of Florida and non-Florida residents for whom test results were received by the Department of Health. A person can be tested by more than one laboratory and can have both positive and negative results. **Therefore, the sum of the numbers in each column will be larger than the total number of people tested.**

Reporting lab	Inconclusive	Negative	Positive	Percent positive	Total
San Jose Health & Rehabilitation		186			186
NEO GENOMICS - FORT MYERS	1	179	5	3%	185
Life Care Center of Punta Gorda	1	175	8	4%	184
OCALA FAMILY MEDICAL CENTER INC	1	147	36	20%	184
ST. JAMES BAY HEALTH AND REHABILITATION CENTER		183	1	1%	184
CRONOS CLINICAL LABORATORY	9	125	50	27%	184
EPN URGENT CARE		43	141	77%	184
ADVENT HEALTH CENTRA CARE - WESLEY CHAPEL		13	170	93%	183
SOLARIS SENIOR LIVING VERO BEACH		179	4	2%	183
Nspire Health Care Kendall		173	10	5%	183
CARENOW	2	100	81	44%	183
MINUTECLINIC LLC #1350		150	32	18%	182
VILLAGE DOCTORS OF KEYSTONE		136	46	25%	182
HEARTLAND PEDIATRICS OF LAKE WALES		162	20	11%	182
CARITHERS PEDIATRIC GROUP		159	22	12%	181
BROOKDALE FORT MYERS CYPRESS LAKE		179	1	1%	180
CENTRA CARE - AZALEA PARK		98	82	46%	180
MINUTECLINIC LLC #3637		121	59	33%	180
LITTLE PINE PEDIATRICS PLLC		147	32	18%	179
UNIVERSITY OF TAMPA STUDENT HEALTH AND SHC CLINICAL LABORATORY		45	133	75%	178
NADAL PEDIATRICS - VICTORIA STREET (3385)		150	27	15%	177
SUPERIOR RESIDENCES OF PANAMA CITY BEACH		170	6	3%	176
DIGNITY HEALING, LLC		165	11	6%	176
CONSULATE HEALTH CARE OF MELBOURNE		175	1	1%	176
ACCURATE DIAGNOSTIC LABS, INC		167	9	5%	176
DXTERITY DIAGNOSTICS	1	170	4	2%	175
ER QUICKCARE PL		146	29	17%	175
MANOR CARE OF NAPLES FL LLC		173	2	1%	175
BAYVIEW CENTER		173	2	1%	175
ADVENT HEALTH CENTRA CARE - DAYTONA BEACH		89	86	49%	175
LONGWOOD FAMILY PRACTICE		141	34	19%	175
Consulate Health Care of St. Petersburg		174			174
PALM GARDEN OF WINTER HAVEN		160	14	8%	174
NIGHT LITE PEDIATRICS WINTER GARDEN		144	29	17%	173
TALLAHASSEE NHHI LLC		172	1	1%	173
COMMUNITY HEALTH AND REHABILITATION CENTER		148	25	14%	173
BAPTIST HEALTH PRIMARY CARE	1	134	38	22%	173
ARCPPOINT LABS OF ST PETERSBURG		117	56	32%	173
MEDICAL CONSULTANTS OF FLORIDA LLC	1	141	31	18%	173
ABBIEJEAN RUSSELL CARE CENTER		173			173
FORT PIERCE HEALTH CARE		172	1	1%	173
FINLAY CLINICAL LABORATORY INC		35	137	80%	172
NSPIRE HEALTHCARE LAUDERHILL		167	5	3%	172
ADVENT HEALTH CENTRA CARE - WINTER HAVEN	1	81	88	52%	170
OCEAN REEF MEDICAL CENTER		149	21	12%	170
REHABILITATION CENTER OF LAKE CITY, THE		154	15	9%	169

COVID-19: testing by laboratory

Data through Jan 1, 2021 verified as of Jan 2, 2021 at 09:25 AM

Data in this report are provisional and subject to change.

The numbers in the table below represent the number of Florida and non-Florida residents for whom test results were received by the Department of Health. A person can be tested by more than one laboratory and can have both positive and negative results. **Therefore, the sum of the numbers in each column will be larger than the total number of people tested.**

Reporting lab	Inconclusive	Negative	Positive	Percent positive	Total
FLORIDA DEPARTMENT OF HEALTH IN CALHOUN COUNTY		114	55	33%	169
Orchid Cove at Sarasota		169			169
PALM GARDEN OF WEST PALM BEACH□	1	155	13	8%	169
AZALEA TRACE		158	11	7%	169
PANAMA CITY DEVELOPMENTAL CENTER□		168			168
INN AT ASTON GARDENS, THE		164	4	2%	168
VETERANS AFFAIRS MEDICAL CENTER - MIAMI			168	100%	168
Parkview Rehabilitation Center at Winter Park		164	3	2%	167
DIAGNOSTIC & CLINICAL CARE SERVICES INC DBA		138	26	16%	164
ADVENT HEALTH CENTRA CARE - CARROLLWOOD		4	160	98%	164
ADVENT HEALTH - ORLANDO		135	29	18%	164
URGENT CARE OF THE PALM BEACHES, NORTH PALM BEACH			164	100%	164
ADVENT HEALTH CENTRA CARE - OVIEDO		63	101	62%	164
TRI COUNTY NURSING HOME		162	1	1%	163
BRADENTON HEALTH CARE		163			163
PINES OF SARASOTA		162	1	1%	163
The Inn at Sarasota Bay Club		160	2	1%	162
WIREGRASS DIRECT PRIMARY CARE PLLC□		137	25	15%	162
Emory L Bennett State Veterans Nursing Home		159	2	1%	161
CORAL REEF NURSING & REHAB CENTER		161			161
KEYSTONE REHAB		160			160
GREENBRIAR REHABILITATION AND NURSING CENTER	1	159			160
HOSPITAL FOR SPECIAL SURGERY		159	1	1%	160
HUNT CLUB PEDIATRIC ASSOCIATES, P.A.		138	22	14%	160
AVECINA MOBILE		118	42	26%	160
Consulate Healthcare of West Palm Beach		151	9	6%	160
SARNO EXTENDED HOURS		104	54	34%	158
WUESTHOFF REF LABORATORY			158	100%	158
CHAUTAUQUA REHABILITATION AND NURSING CENTER		149	9	6%	158
ARBOR FACILITY INC		158			158
LASER & SURGERY CENTER OF THE PALM BEACHES□		155	1	1%	156
DOCTORS MEMORIAL HOSPITAL		44	112	72%	156
Englewood Healthcare and Rehab		141	15	10%	156
QUICK CARE MED		125	31	20%	156
ADVENT HEALTH CENTRA CARE - TEMPLE TERRACE	1	96	58	37%	155
TIMBERRIDGE NURSING HOME & REHAB		123	32	21%	155
PADDOCK RIDGE		152	3	2%	155
Lakewood Nursing Center		140	15	10%	155
COCOA BEACH/ADVENT CENTRA		41	114	74%	155
PRUITT HEALTH		153	2	1%	155
AMERICAN FINNISH NURSING HOME	1	151	2	1%	154
NORTH FLORIDA PEDIATRICS - MARIANNA		118	36	23%	154
PALMETTO FACILITY INC	1	153			154
SOLARIS HEALTHCARE LAKE CITY		98	56	36%	154
WATERMARK LAKE POINTE WOODS LLC		139	14	9%	153
ASTON GARDENS AT PELICAN MARSH		151	2	1%	153

COVID-19: testing by laboratory

Data through Jan 1, 2021 verified as of Jan 2, 2021 at 09:25 AM

Data in this report are provisional and subject to change.

The numbers in the table below represent the number of Florida and non-Florida residents for whom test results were received by the Department of Health. A person can be tested by more than one laboratory and can have both positive and negative results. **Therefore, the sum of the numbers in each column will be larger than the total number of people tested.**

Reporting lab	Inconclusive	Negative	Positive	Percent positive	Total
SEMINOLE NURSING PAVILION		146	7	5%	153
ATLANTIC SHORES NURSING AND REHAB CENTER		151	2	1%	153
GOOD SAMARITAN CENTER		153			153
OSPREY VILLAGE AT AMELIA ISLAND LTD		146	6	4%	152
REDI MED LLC		71	81	53%	152
ALLSOUTH URGENT CARE			152	100%	152
ST CATHERINE'S WEST REHABILITATION HOSPITAL		150	2	1%	152
ALL SEASONS NAPLES LLC		150	2	1%	152
BRENTWOOD RETIREMENT COMMUNITY	3	135	14	9%	152
ORLANDO HEALTH EMERGENCY DEPARTMENT		141	10	7%	151
SAINTS 120 LLC	1	117	33	22%	151
FLORIDA KEYS PEDIATRICS & ADOLESCENT CENTER		144	7	5%	151
FAWCETT MEMORIAL HOSPITAL-LAB		39	111	74%	150
AMBULATORY SURGERY CENTER OF BOCA RATON LTD		149	1	1%	150
DIAMOND RIDGE		147	3	2%	150
PRECISION HEALTH RESOURCES, LLC	1	133	15	10%	149
OAKBROOK HEALTH AND REHABILITATION CENTER	1	148			149
CITRUS HEALTH AND REHAB		128	20	14%	148
FLORIDA HEALTH CARE PLAN INC		2	144	99%	146
ADVENT HEALTH CENTRA CARE - ST. CLOUD		131	15	10%	146
CARE ONE OF FLORIDA	1	96	48	33%	145
FAMILY CARE PARTNERS OF NORTHEAST FLORIDA LLC		92	53	37%	145
REGENCY CARE OF BLOUNTSTOWN LLC		135	10	7%	145
LAB CORP	1	88	56	39%	145
EDGEWOOD NURSING CENTER		142	2	1%	144
JEFFERY WEINZWEIG		2	141	99%	143
UCC - WELLINGTON			143	100%	143
COLONY CLUB ALF,THE		136	7	5%	143
SUNLAND MARIANNA COX MEDICAL CENTER		122	21	15%	143
Quail Run Health Care Center		143			143
GENE BY GENE		61	81	57%	142
ATLANTIC URGENT CARE		98	44	31%	142
MEDIQUICK URGENT CARE CENTERS INC		40	102	72%	142
ORANGE BLOSSOM FAMILY HEALTH		133	9	6%	142
SANDBAY URGENT CARE		110	31	22%	141
FIRST CHOICE PEDIATRICS		99	42	30%	141
COLOR GENOMICS, INC.	1	137	2	1%	140
NATIONS BEST FAMILY HEALTH CARE		69	71	51%	140
URGENT CARE EXPRESS LLC			140	100%	140
CAREMED CLINIC LLC		83	57	41%	140
MEADOWCREST FAMILY PHYSICIANS		92	47	34%	139
TARPON POINT NURSING AND REHABILITATION CENTER		139			139
CENTERSTONE OF FLORIDA		131	7	5%	138
GOLD CHOICE SENIOR COMMUNITIES		103	35	25%	138
SOUTHWEST ORLANDO FAMILY MEDICINE, PL		112	26	19%	138
PALM BEACH COUNTY HEALTH DEPT LAB	3	131	4	3%	138

COVID-19: testing by laboratory

Data through Jan 1, 2021 verified as of Jan 2, 2021 at 09:25 AM

Data in this report are provisional and subject to change.

The numbers in the table below represent the number of Florida and non-Florida residents for whom test results were received by the Department of Health. A person can be tested by more than one laboratory and can have both positive and negative results. **Therefore, the sum of the numbers in each column will be larger than the total number of people tested.**

Reporting lab	Inconclusive	Negative	Positive	Percent positive	Total
ANCIENT CITY PEDIATRICS		132	6	4%	138
AMERICAN PATHOLOGY PARTNERS		136	2	1%	138
AMERICAN RESEARCH LABS		7	131	95%	138
ARCADIA HEALTH AND REHABILITATION CENTER		100	38	28%	138
PPC-LAB EDI ORCHARD BI		129	8	6%	137
TRINITY REGIONAL REHAB CENTER		128	9	7%	137
MANOR AT BLUEWATER BAY		131	6	4%	137
CAYUGA MEDICAL CENTER AT ITHACA		134	3	2%	137
WRIGHTS HEALTH CARE AND REHABILITATION CENTER		108	29	21%	137
Rehabilitation Center for Park Place LLC		135	2	1%	137
VENICE REGIONAL BAYFRONT HEALTH (PULMONARY)		126	10	7%	136
ROSECASTLE OF ZEPHRILLS		134	2	1%	136
HOLIDAY CVS LLC DBA CVS/PHARMACY #0440		133	3	2%	136
PAVILION FOR HEALTHCARE, THE		136			136
PORT ST LUCIE REHABILITATION AND HEALTHCARE		98	38	28%	136
BENDERSON FAMILY SKILLED NURSING AND□		123	13	10%	136
GOOD SAMARITAN SOCIETY OF DELAND		126	9	7%	135
CANTERFIELD OF OCALA, LLC		133	2	1%	135
REFUAH HEALTH CENTER LABORATORY		131	4	3%	135
IRL MARKET LAB ALACHUA		104	31	23%	135
LABORATORY OF FLORIDA		83	52	39%	135
STATMED QUICK QUALITY CLINIC AT NORTH PINELLAS		65	69	51%	134
EVENT MED SERVICES LABORATORY		131	3	2%	134
PALMETTO FAMILY HEALTHCARE	1	79	54	40%	134
ARDEN COURTS OF LARGO FL, LLC		126	7	5%	133
SOMERBY LAKE NONA		130	3	2%	133
PRIMECARE OF DOTHAN		89	44	33%	133
ADVENT HEALTH CENTRA CARE - DELAND		28	105	79%	133
UNITED CLINICAL LABORATORIES		124	9	7%	133
Whispering Oaks	7	115	11	8%	133
ADVANCED AMBULATORY SURGERY CENTER		125	8	6%	133
Surrey Place Healthcare and Rehabilitation		132			132
THE REHABILITATION CENTER OF LAKE CITY		127	5	4%	132
PIONEER CLINICAL LAB, LLC		104	28	21%	132
FORT WALTON REHABILITATION CENTER		95	37	28%	132
SUNSHINE URGENT CARE LLC		88	44	33%	132
INTEGRATED REGIONAL LABORATORIES		119	12	9%	131
CONEY ISLAND HOSPITAL		128	3	2%	131
MEDICAL CONSULTANTS OF FLORIDA, LLC		114	17	13%	131
LONGWOOD HEALTH AND REHABILITATION CENTER		125	6	5%	131
WOODBRIIDGE FACILITY INC		130	1	1%	131
NCRNC INC		128	2	2%	130
MATHISON RETIREMENT COMMUNITY, INC		128	2	2%	130
ADVENT HEALTH CENTRA CARE - AZALEA PARK		112	18	14%	130
SOLARIS HEALTHCARE IMPERIAL		125	5	4%	130
JACKSONVILLE KIDS PEDIATRICS, PLLC		111	19	15%	130

COVID-19: testing by laboratory

Data through Jan 1, 2021 verified as of Jan 2, 2021 at 09:25 AM

Data in this report are provisional and subject to change.

The numbers in the table below represent the number of Florida and non-Florida residents for whom test results were received by the Department of Health. A person can be tested by more than one laboratory and can have both positive and negative results. **Therefore, the sum of the numbers in each column will be larger than the total number of people tested.**

Reporting lab	Inconclusive	Negative	Positive	Percent positive	Total
ADVANCED MEDICAL CENTER		86	44	34%	130
EXOSOME DIAGNOSTICS	1	116	12	9%	129
ADVENT HEALTH CENTRA CARE - LONGWOOD		24	105	81%	129
GUEST HOUSE OCALA, THE		126	3	2%	129
EDWARD J HEALEY REHAB & NURSING CENTER		129			129
Solaris Healthcare Lake Bennet		113	16	12%	129
BAPTIST PRIMARY CARE, INC		121	8	6%	129
GLADES HEALTH CARE CENTER		126	3	2%	129
BMHSI-AEL MICROBIOLOGY LABORATORY	2	102	25	19%	129
CENTRACARE		17	112	87%	129
FHMG-FLORIDA HOSPITAL MEDICAL GROUP		109	19	15%	128
MIRACLE HILL NURSING & REHABILITATION CENTER INC		125	3	2%	128
PATRIOT MEDICAL LABORATORIES		125	3	2%	128
CANTERFIELD OF CLAY COUNTY		109	19	15%	128
GESSLER CLINIC PA		98	29	23%	127
AMELIA MEDICAL CARE		14	113	89%	127
TRI-COUNTY NURSING HOME		117	10	8%	127
MILLENNIUM LAB SERVICES			127	100%	127
TUSCAN GARDENS OF PALM COAST		126	1	1%	127
SUWANNEE VALLEY NURSING CENTER		120	7	6%	127
LAKESIDE NEUROLOGIC		122	4	3%	126
MINUTECLINIC LLC #8927		94	32	25%	126
MOBILE INFIRMARY MED CENTER PATH LAB		113	12	10%	125
GENETWORKX		17	108	86%	125
FIRST CHOICE PRIMARY CARE		100	25	20%	125
POINT WASHINGTON MEDICAL CLINIC		1	124	99%	125
FAMILY CARE PARTNERS OF NE FLORIDA LLC		80	44	35%	124
Gulf Coast Healthcare (Longwood Health and Rehab		113	11	9%	124
FLOMEDILAB		19	105	85%	124
MACTOWN, INC		124			124
THE CLUB AND REHABILITATION CENTER		123	1	1%	124
LIFE CARE CENTER OF ALTAMONTE SPRINGS		102	21	17%	123
PROVIDENCE HOSPITAL LABORATORY		118	5	4%	123
FHMG FLORIDA HOSPITAL MEDICAL GROUP		106	17	14%	123
ARTHREX MEDICAL CENTER		48	75	61%	123
CSL PLASMA		24	98	80%	122
LabCorp L#09258090 M#09258105		73	49	40%	122
GRAVITY DIAGNOSTICS, LLC		35	87	71%	122
BAPTIST PRIMARY CARE INC		103	18	15%	121
PARKVIEW HEALTH		121			121
PEDIATRICS BY THE SEA		120	1	1%	121
SOUTH CAMPUS FACILITY INC		116	5	4%	121
PALM HARBOR FAMILY PRACTICE & WALK-IN		87	34	28%	121
GRAVITY DIAGNOSTICS		42	78	65%	120
TUSCAN GARDENS OF VENETIA MANAGEMENT COMPANY		119	1	1%	120
Concordia Village of Tampa AL		118	1	1%	119

COVID-19: testing by laboratory

Data through Jan 1, 2021 verified as of Jan 2, 2021 at 09:25 AM

Data in this report are provisional and subject to change.

The numbers in the table below represent the number of Florida and non-Florida residents for whom test results were received by the Department of Health. A person can be tested by more than one laboratory and can have both positive and negative results. **Therefore, the sum of the numbers in each column will be larger than the total number of people tested.**

Reporting lab	Inconclusive	Negative	Positive	Percent positive	Total
MORSELIFE MEMORY CARE RESIDENCE		116	3	3%	119
MATHISON RETIREMENT COMMUNITY		114	5	4%	119
BOSTON RED SOX CLUB LP		117	1	1%	118
PROVISTA DIAGNOSTICS, INC		115	3	3%	118
RDX BIOSCIENCE		60	58	49%	118
PALMS MEDICAL GROUP HIGH SPRINGS		103	15	13%	118
ESTERO ISLAND MEDICAL CENTER		100	18	15%	118
CHARTER SENIOR LIVING OF PANAMA CITY BEACH		100	17	15%	117
DOCTOR'S IN HOUSE LABORATORY		15	102	87%	117
BOND CLINIC PA PEDIATRICS DEPT		102	15	13%	117
HCSO OCCUPATIONAL HEALTH AND WELLNESS CENTER		88	29	25%	117
AMEERAH LABS, LLC		94	23	20%	117
YOUR FAMILY WALK-IN CLINIC		3	114	97%	117
WEDGEWOOD HEALTHCARE CENTER		88	29	25%	117
MINUTECLINIC LLC #5187		99	18	15%	117
Heartland Healthcare of Ft. Myers	1	116			117
NEIGHBORHOOD MEDICAL CENTER		112	5	4%	117
WESLEY HAVEN VILLA	1	107	8	7%	116
AVON PARK PEDIATRICS INC		102	14	12%	116
VIERA MANOR ASSISTED LIVING RESIDENCE		110	6	5%	116
CLINICAL PATHOLOGY LABS INC		116			116
NEW YORK CITY DEPARTMENT OF HEALTH & MENTAL		106	10	9%	116
JACKSONVILLE NURSING AND REHAB CENTER		112	4	3%	116
PRIMARY CARE SOUTH INC		1	114	99%	115
PEDIATRIC ASSOCIATES OF OCALA PA		101	14	12%	115
BELVEDERE COMMONS OF FORT WALTON BEACH		106	9	8%	115
COQUINA CENTER		113	1	1%	114
ASCENSION MEDICAL GROUP		2	112	98%	114
HILLSBOROUGH COUNTY DEVELOPMENTAL CTR □	1	111	2	2%	114
SOUTH BALDWIN REGIONAL MEDICAL CENTER		107	7	6%	114
Lakeside Nursing and Rehabilitation Center	1	90	22	19%	113
MV MEDICAL PRACTICE DBA PRIMARY URGENT CARE		108	5	4%	113
KR at Hillsborough Lakes/Lutz Healthcare		112	1	1%	113
WHITE WILSON MEDICAL IMMEDIATE CARE NICEVILLE		1	112	99%	113
STEWART MEDICAL GROUP		34	78	70%	112
SUNNY HILLS ALF OF SEBRING INC		104	8	7%	112
UNIVERSITY OF MIAMI		1	111	99%	112
COASTAL HEALTH AND REHAB		110	2	2%	112
SHOAL CREEK REHABILITATION CENTER		71	41	37%	112
FOUNTAINS OF HOPE LLC, THE		111	1	1%	112
ALLIED HEALTH FORT PIERCE		112			112
CENTRA CARE - HUNTER'S CREEK		52	59	53%	111
MINUTECLINIC DIAGNOSTIC OF RHODE ISLAND, LLC #729		107	4	4%	111
HIALEAH SHORES NURSING AND REHAB CENTER		103	8	7%	111
PEDIATRIC HEALTHCARE ALLIANCE		98	12	11%	110
NAPLES CHILDREN'S URGENT CARE		96	14	13%	110

COVID-19: testing by laboratory

Data through Jan 1, 2021 verified as of Jan 2, 2021 at 09:25 AM

Data in this report are provisional and subject to change.

The numbers in the table below represent the number of Florida and non-Florida residents for whom test results were received by the Department of Health. A person can be tested by more than one laboratory and can have both positive and negative results. **Therefore, the sum of the numbers in each column will be larger than the total number of people tested.**

Reporting lab	Inconclusive	Negative	Positive	Percent positive	Total
PROFESSIONAL HEALTH EXAMINERS		95	15	14%	110
NORTH FLORIDA MEDICAL GROUP		71	39	35%	110
PALM BEACH PEDIATRICS PA	2	98	10	9%	110
ISLAND HEALTH AND REHABILITATION CENTER		109			109
NORTH FL SOUTH GA HCS-MALCOM RANDALL VAMC			109	100%	109
MEYER PEDIATRICS		97	12	11%	109
ADVENT HEALTH CENTRA CARE - BRANDON		30	79	72%	109
RDV SPORTSPLEX PEDIATRICS		92	17	16%	109
Crossbreeze care center		107	1	1%	108
BOCA RATON REHABILITATION CENTER	2	103	3	3%	108
AMA MEDICAL GROUP LLC		87	21	19%	108
FLORIDA HEART & VASCULAR MULTISPECIALTY GROUP PA		76	32	30%	108
Heritage Park Rehabilitation & Healthcare		92	16	15%	108
EVANS HEALTH CARE		106	2	2%	108
NORTH FLORIDA PEDIATRICS PA - DUVAL		96	12	11%	108
GRAND OAKS HEALTH & REHABILITATION		106	1	1%	107
CORE BIO LABS		74	33	31%	107
BAY VUE NURSING AND REHABILITATION CENTER		98	9	8%	107
Cross Terrace REhabilitation		106	1	1%	107
ADVENT HEALTH CENTRA CARE - SANFORD		28	78	74%	106
MINUTECLINIC LLC #4987		92	14	13%	106
TREASURE COAST MEDICAL ASSOCIATES		2	104	98%	106
CARE ONE OF FLORIDA LLC		12	94	89%	106
HEART OF FLORIDA REGIONAL MED CTR		35	71	67%	106
AMERICAN MEDICAL RESPONSE		103	2	2%	105
ADVENT HEALTH - LAKE NONA		91	14	13%	105
REGENCY PARK		86	18	17%	104
SPRINGS AT LAKE POINTE WOODS		102	2	2%	104
BAY VIEW HEALTHCARE		85	19	18%	104
THE WELLNESS CENTER AT LAKEWOOD RANCH		19	85	82%	104
SMILEY MEDICAL GROUP		75	28	27%	103
SOLARIS HEALTHCARE BAYONET POINT		99	4	4%	103
PEDIATRICS OF GREATER ORLANDO		91	12	12%	103
WIMAUMA COMMUNITY HEALTH CENTER		82	21	20%	103
UNIVERSITY MEDICAL CENTER SUITES		90	12	12%	102
MILLER BIOCONNECT		84	18	18%	102
JAMES A HALEY VETERANS HOSPITAL			102	100%	102
BRIGHTON EGGERT PHARMACY INC		99	3	3%	102
PALMS FACILITY INC		88	14	14%	102
SUNFLOWER SPRINGS ASSISTED LIVING		99	3	3%	102
SURREY PLACE CARE CENTER		97	5	5%	102
FG RAPID RESULTS	1	51	50	49%	102
FIRST CHOICE PEDIATRICS SEMORAN		74	27	27%	101
FLORIDA DEPARTMENT OF HEALTH IN LAKE COUNTY	1	65	35	35%	101
24/7 PEDIATRIC CARE CENTERS INC		97	4	4%	101
URGENT CARE TCMA			101	100%	101

COVID-19: testing by laboratory

Data through Jan 1, 2021 verified as of Jan 2, 2021 at 09:25 AM

Data in this report are provisional and subject to change.

The numbers in the table below represent the number of Florida and non-Florida residents for whom test results were received by the Department of Health. A person can be tested by more than one laboratory and can have both positive and negative results. **Therefore, the sum of the numbers in each column will be larger than the total number of people tested.**

Reporting lab	Inconclusive	Negative	Positive	Percent positive	Total
OPTUMCARE FLORIDA LLC		64	37	37%	101
Chatham Glen Healthcare and Rehabilitation Center		95	5	5%	100
MANOR CARE OF BOYNTON BEACH LLC		98	2	2%	100
LEESBURG PEDIATRICS		92	8	8%	100
VILLAGE PLACE NH LLC		78	22	22%	100
PONTE VEDRA GARDENS		99	1	1%	100
Consulate Health Care of Port Charlotte		98	2	2%	100
HOLISTIX TREATMENT CENTERS		94	5	5%	99
SONATA COCONUT CREEK	1	83	15	15%	99
Signature healthcare of Jacksonville		95	4	4%	99
LAKEVIEW TERRACE RETIREMENT COMMUNITY		96	3	3%	99
PHYSICIANS REGIONAL CLINIC		82	17	17%	99
CENTRAL FLORIDA HEALTH CARE		47	52	53%	99
DAIRY ROAD URGENT CARE		60	39	39%	99
WOOD LAKE HEALTH AND REHABILITATION CENTER		99			99
MD 365 MEDICAL CARE		97	1	1%	98
GRANDE, THE	2	92	4	4%	98
ADVENT HEALTH CENTRA CARE - CITRUS PARK		8	90	92%	98
PLAZA OF HALLANDALE BEACH		98			98
FLORIDA COMMUNITY HEALTH CENTERS INC			98	100%	98
DE LUNA HEALTH AND REHABILITATION CENTER		97	1	1%	98
MONTEFIORE MEDICAL CENTER LABORATORIES - MOSES		89	8	8%	97
HEALTH CENTERS AT BRENTWOOD		96	1	1%	97
DOCTORS MEMORIAL FAMILY PRACTICE	2	72	22	23%	96
BAYSHORE MEMORY CARE		96			96
QUEENS HOSPITAL CENTER		92	4	4%	96
GRACE PEDIATRICS		77	19	20%	96
PEDIATRIC ASSOCIATES ORLANDO		82	14	15%	96
GLOBAL CENTRAL LABS AT PPD	2	87	7	7%	96
FRICKS PHARMACY		78	18	19%	96
VISTA MANOR		92	3	3%	95
HEALTH PARK CARE CENTER		95			95
DEVANSH LAB WERKS INC		79	16	17%	95
PINELLAS CARE CENTER		68	27	28%	95
LAKE HOUSE ASSISTED LIVING		79	16	17%	95
KENNEDY PAIN CLINIC GROUP LLC		84	11	12%	95
EAST NEW YORK DIAGNOSTIC AND TREATMENT		90	5	5%	95
THE TERRACE OF KISSIMMEE		80	15	16%	95
ENCOMPASS HEALTH REHABILITATION HOSPITAL	5	87	3	3%	95
LIFE CARE CENTER OF WINTER HAVEN		83	12	13%	95
BROOKDALE PALMER RANCH	1	76	18	19%	95
ADVENT HEALTH CENTRA CARE - KISSIMMEE		61	34	36%	95
CROSS POINTE CARE CENTER	2	93			95
WESTCHESTER MEDICAL CENTER		92	2	2%	94
DIAGNOSTIC SOLUTIONS		3	91	97%	94
HOLLEY NAVARRE MEDICAL CLINIC		60	34	36%	94

COVID-19: testing by laboratory

Data through Jan 1, 2021 verified as of Jan 2, 2021 at 09:25 AM

Data in this report are provisional and subject to change.

The numbers in the table below represent the number of Florida and non-Florida residents for whom test results were received by the Department of Health. A person can be tested by more than one laboratory and can have both positive and negative results. **Therefore, the sum of the numbers in each column will be larger than the total number of people tested.**

Reporting lab	Inconclusive	Negative	Positive	Percent positive	Total
HEALTH CARE DISTRICT OF PALM BEACH COUNTY	1	10	83	88%	94
BORLAND GROOVER CLINIC	1	79	14	15%	94
DAYSPRING VILLAGE		93	1	1%	94
BOND CLINIC, PA		66	28	30%	94
ARBOR TRAIL		77	16	17%	93
OAKS OF KISSIMMEE HEALTH AND REHABILITATION CENTER		93			93
SEMINOLE COUNTY HEALTH DEPARTMENT		75	18	19%	93
KINDRED HOSPITAL	6	86	1	1%	93
EXCEL PEDIATRICS		68	25	27%	93
FLORIDA HEALTH CARE PLANS			92	100%	92
THE COURTYARD ASSISTED LIVING		88	4	4%	92
WHITE PLAINS HOSPITAL CENTER LAB		90	2	2%	92
BROWARD HEALTH CORAL SPRINGS EPIDEMIOLOGY DEPT		1	91	99%	92
TIFFANY HALL NURSING AND REHAB CENTER		91	1	1%	92
SONATA DELRAY BEACH		87	5	5%	92
MG PORT CHARLOTTE II SUBTENANT LLC		81	11	12%	92
ADVENTHEALTH CENTRA CARE WINTER HAVEN		1	90	99%	91
ADDINGTON PLACE AT WELLINGTON GREEN		90	1	1%	91
NAVY HOSPITAL			91	100%	91
Courtyards of Orlando Care Center		87	4	4%	91
HOBDAIR FAMILY HEALTH LLC		62	29	32%	91
SIGNATURE HEALTHCARE OF PORT CHARLOTTE		84	7	8%	91
ADVENT HEALTH CENTRA CARE - ORANGE CITY		14	77	85%	91
HERON CLUB AT PRESTANCIA		89	2	2%	91
DIAGNOSTIC LABORATORY OF OKLAHOMA		73	17	19%	90
AYERS HEALTH & REHABILITATION CENTER		90			90
GEORGIA DEPARTMENT OF PUBLIC HEALTH		1	89	99%	90
TGH URGENT CARE - SEMINOLE			90	100%	90
ADVENT HEALTH CENTRA CARE - WATERMAN		78	12	13%	90
HURLBURT FIELD CLINIC		39	51	57%	90
LUIS A GHIGLINO MD PA		88	2	2%	90
KEYS MEDICAL GROUP			90	100%	90
CHIPOLA MEDICAL ASSOCIATES, LLC		46	44	49%	90
UNIVERSITY HEALTH SYSTEM INC		81	9	10%	90
LEE COUNTY SCHOOL DISTRICT	1	82	6	7%	89
FAMILY HEALTH CENTERS OF SOUTHWEST FLORIDA INC		60	29	33%	89
CABANA AT JENSEN DUNES, THE		89			89
FARAH MEDICAL		87	2	2%	89
ISLAND URGENT CARE PLLC DBA AFC URGENT CARE		88	1	1%	89
NO FLORIDA PEDIATRICS, PA		80	9	10%	89
SOUTH BALDWIN MEDICAL CENTER GULF SHORES		69	19	22%	88
GOVERNOR'S CREEK HEALTH & REHABILITATION		87	1	1%	88
KALEIDA HEALTH CENTER FOR LABORATORY		82	6	7%	88
NATURE COAST MEDICAL GROUP		50	38	43%	88
VETERANS AFFAIRS ORLANDO VA MEDICAL CENTER			88	100%	88
AVERO DIAGNOSTICS		64	24	27%	88

COVID-19: testing by laboratory

Data through Jan 1, 2021 verified as of Jan 2, 2021 at 09:25 AM

Data in this report are provisional and subject to change.

The numbers in the table below represent the number of Florida and non-Florida residents for whom test results were received by the Department of Health. A person can be tested by more than one laboratory and can have both positive and negative results. **Therefore, the sum of the numbers in each column will be larger than the total number of people tested.**

Reporting lab	Inconclusive	Negative	Positive	Percent positive	Total
TRADITION MEDICAL CENTER LABORATORY		48	40	45%	88
PACIFIC ANALYTICS			87	100%	87
BRANDON HEALTH AND REHABILITATION CENTER	1	85	1	1%	87
ST MARK ASSISTED LIVING CENTER	1	75	11	13%	87
WELLSNOW URGENT CARE PC		87			87
ARDEN COURTS OF TAMPA		87			87
ADVENT HEALTH CENTRA CARE - HUNTERS CREEK	3	43	41	47%	87
North Lake Care Center		85	1	1%	86
ST ANTHONYS REHABILITATION HOSPITAL	3	81	2	2%	86
AMERICAN HOUSE-BONITA SPRINGS		85	1	1%	86
URINEGOODHANDS LLC		84	2	2%	86
HUNT CLUB PEDIATRIC ASSOCIATES PA		51	35	41%	86
EXPRESS PHARMACY		80	6	7%	86
ADVENT HEALTH - PALM HARBOR ER		64	22	26%	86
W. FRANK WELLS NURSING HOME		84	1	1%	85
CHILDREN MED CARE INC		72	13	15%	85
CITRUS MEMORIAL HEALTH SYSTEM LAB		2	83	98%	85
ADVENT HEALTH CENTRA CARE - SOUTH ORANGE		69	16	19%	85
NO FLORIDA PEDIATRICS, PA - BRADFORD		73	12	14%	85
US MEDICAL CARE, INC		75	10	12%	85
PREDICTIVE LABORATORIES, INC	1	77	7	8%	85
MIAMI SHORES NURSING & REHAB		85			85
FREEDOM INN AT TARPON SPRINGS		81	4	5%	85
SEASIDE HEALTH AND REHABILITATION CENTER		28	56	67%	84
CHERRY OAK PALM BEACH COUNTY		80	4	5%	84
WILLOW BROOKE COURT AT AZALEA TRACE		84			84
PINES OF SARASOTA GARDEN		84			84
NITE LITE PEDIATRICS - JACKSONVILLE		76	8	10%	84
DISCOVERY VILLAGE AT NAPLES		83			83
QUICK CARE MED PL CR		80	3	4%	83
LABCORP EMPLOYER SERVICES		82	1	1%	83
CLYDE E LASSEN STATE VETERANS NURSING HOME		59	24	29%	83
THE PAVILION FOR HEALTH CARE		72	10	12%	82
NSPIRE HEALTHCARE TAMARAC		80	2	2%	82
SUNY UPSTATE MEDICAL UNIVERSITY		78	4	5%	82
DOLPHIN POINTE HEALTH CARE LLC		69	13	16%	82
VIERA HOSPITAL			82	100%	82
CAREMOUNT MEDICAL - PATHOLOGY		79	3	4%	82
LAB		29	53	65%	82
RIDGEWOOD DIAGNOSTIC LABORATORY		77	4	5%	81
VILLAS OF HOLLY BROOK - BRADENTON 14TH		81			81
PHYSICIAN PARTNERS PERRY		43	38	47%	81
LATE HOURS URGENT CARE		47	34	42%	81
MIDWAY PRIMARY CARE, LLC		79	2	2%	81
CHILDRENS CLINIC WEST FLORIDA PEDIATRICS		73	7	9%	80
BROWARD PARTNERSHIP	2	78			80

COVID-19: testing by laboratory

Data through Jan 1, 2021 verified as of Jan 2, 2021 at 09:25 AM

Data in this report are provisional and subject to change.

The numbers in the table below represent the number of Florida and non-Florida residents for whom test results were received by the Department of Health. A person can be tested by more than one laboratory and can have both positive and negative results. **Therefore, the sum of the numbers in each column will be larger than the total number of people tested.**

Reporting lab	Inconclusive	Negative	Positive	Percent positive	Total
PHYSICIANS REGIONAL MEDICAL CENTER - PINE RIDGE		18	62	78%	80
MY CLINICAL LAB INC		17	63	79%	80
KORGENE LAB	1	23	56	70%	80
CBS LABS OF TAMPA LLC		3	76	96%	79
EDGEWATER AT WATERMAN VILLAGE		78	1	1%	79
JUPITER MEDICAL CENTER URGENT CARE			79	100%	79
ALL FLORIDA FAMILY AND SPORTS MEDICINE		72	7	9%	79
VETERANS AFFAIRS MEDICAL CENTER - PALO ALTO		28	51	65%	79
SARAPATH DIAGNOSTICS			79	100%	79
CATHOLIC HEALTH SYSTEM DEPT LABORATORY		76	2	3%	78
NORTH FLORIDA INTERNAL MEDICINE PA		63	15	19%	78
JOHN KNOX VILLAGE OF FLORIDA ALF	1	76	1	1%	78
BIODESIX, INC.		61	17	22%	78
ST MARK VILLAGE		74	3	4%	77
FOUNTAIN INN NURSING & REHABILITATION CTR, INC		71	6	8%	77
ORANGE CITY NURSING AND REHAB		75	2	3%	77
LAKEVIEW INTERNAL MEDICINE		42	35	45%	77
TRUE NORTH HEALTH NAVIGATION LLC DBA DISPATCHHEALTH	1	60	16	21%	77
CONSULATE HEALTH CARE OF SARASOTA		77			77
CLEVELAND CLINIC FOUNDATION		12	64	84%	76
NORTH PORT REHABILITATION AND NURSING CENTER		75	1	1%	76
DYNAMIC MEDICAL USA			76	100%	76
ARBOR GLEN AT ARBOR TRACE	2	67	7	9%	76
ADVENT HEALTH CENTRA CARE - WINTER GARDEN		14	62	82%	76
CLINICAL PATHOLOGY ASSOCIATES-SONIC REFERENCE LAB		76			76
PROFESSIONAL HEALTH EXAMINERS DBA PROHEALTH		66	10	13%	76
FINNISH AMERICAN REST HOME-ALF		73	2	3%	75
ASAP LABS LLC		71	4	5%	75
WINDSOR REFLECTIONS		74	1	1%	75
LAKE MORTON PLAZA		72	3	4%	75
CONTINENTAL CLINICAL RESEARCH, LLC		71	4	5%	75
ERIE COUNTY MEDICAL CTR CLINICAL LABS		71	4	5%	75
ADVENTHEALTH EXPRESSCARE		45	30	40%	75
CRANE CENTER		56	18	24%	74
MAGNOLIA DIAGNOSTIC		1	73	99%	74
SONATA WEST		73	1	1%	74
MEMORY CARE OF NAPLES		74			74
Solaris Senior Living North Naples ALF		69	5	7%	74
VILLAGE PEDIATRICS LLC		57	17	23%	74
DB MD		68	6	8%	74
TGH URGENT CARE - TYRONE		2	72	97%	74
SANDY RIDGE CENTER FOR REHABILITATION AND HEALING		71	3	4%	74
BIO-TECH CLINICAL LABORATORIES		41	33	45%	74
NOAH CLINICAL LABORATORY		63	11	15%	74
PROMPT CARE OF CENTRAL FLORIDA			74	100%	74
CHARLES CROFT MD	1	73			74

COVID-19: testing by laboratory

Data through Jan 1, 2021 verified as of Jan 2, 2021 at 09:25 AM

Data in this report are provisional and subject to change.

The numbers in the table below represent the number of Florida and non-Florida residents for whom test results were received by the Department of Health. A person can be tested by more than one laboratory and can have both positive and negative results. **Therefore, the sum of the numbers in each column will be larger than the total number of people tested.**

Reporting lab	Inconclusive	Negative	Positive	Percent positive	Total
VIPEDIATRICS PLLC		69	5	7%	74
FORT MYERS REHABILITATION AND NURSING CENTER		67	6	8%	73
ARCPPOINT LABS OF SARASOTA MANATEE		18	55	75%	73
CONSULATE HEALTH CARE – LAKE MARY		72	1	1%	73
SANDY PINES	2	68	3	4%	73
SCOTT LAKE HEALTH AND REHABILITATION CENTER		71	2	3%	73
BENTON HOUSE AT OAKLEAF		51	22	30%	73
LABCORP RTP		29	44	60%	73
GULF COAST MEDICAL CENTER		71	2	3%	73
OKEECHOBEE COUNTY HEALTH DEPT	1	43	29	40%	73
Madison Health and Rehabilitation Center		42	30	42%	72
HARBORCHASE OF NAPLES		60	12	17%	72
MACADAMS HOME HEALTH AGENCY		71	1	1%	72
LABFIRST - DEPARTMENT OF PATHOLOGY		70	2	3%	72
DISCOVERY VILLAGE AT MELBOURNE		71	1	1%	72
FLORIDA DEPARTMENT OF HEALTH IN LIBERTY COUNTY		44	28	39%	72
HAVEN OF OUR LADY OF PEACE		72			72
ADVANCED LAB		67	4	6%	71
HIGHLANDS MEDICAL CENTER		69	2	3%	71
PINNACLES PEDS CARE PA		71			71
SOUTH GEORGIA MEDICAL CENTER		48	23	32%	71
BROOKDALE OVIEDO		69	2	3%	71
BAY EDUCATORS WELLNESS CENTER		45	26	37%	71
AMMON LABS		61	10	14%	71
LIFE BRITE		66	5	7%	71
Sunnyside Nursing Home		67	3	4%	70
SUMMIT MEDICAL GROUP		63	7	10%	70
PICH KTM CORP DBA MEDTOWN PHARMACY		62	8	11%	70
S-H THIRTY-FIVE OPCO- PORT ST LUCIE, LLC	1	69			70
STONY BROOK UNIVERSITY MEDICAL CENTER		62	8	11%	70
PROMEDICA LABORATORIES		21	49	70%	70
VILLA MARIA WEST SKILLED NURSING FACILITY		64	6	9%	70
MEMORIAL MANOR		70			70
QPS, LLC		69	1	1%	70
Highlands Regional Hospital		63	7	10%	70
LECONTE MEDICAL CENTER LAB		52	18	26%	70
PLYMOUTH HOME FOR ADULTS, INC.	8	61	1	1%	70
BROWARD HEALTH MEDICAL CENTER		3	67	96%	70
SUNCOAST COMMUNITY HEALTH CENTERS PEDIATRICS		21	49	70%	70
USF HEALTH MORSANI CENTER		5	64	93%	69
IQBAL A FARUQUI MD		55	14	20%	69
SIMED LABORATORY		57	12	17%	69
ARDEN COURTS OF DELRAY BEACH FL LLC		69			69
PORT SAINT LUCIE HOSPITAL		68	1	1%	69
HERITAGE HEALTHCARE AND REHABILITATION CENTER		69			69
FAWCETT MEMORIAL HOSPITAL LABORATORY			69	100%	69

COVID-19: testing by laboratory

Data through Jan 1, 2021 verified as of Jan 2, 2021 at 09:25 AM

Data in this report are provisional and subject to change.

The numbers in the table below represent the number of Florida and non-Florida residents for whom test results were received by the Department of Health. A person can be tested by more than one laboratory and can have both positive and negative results. **Therefore, the sum of the numbers in each column will be larger than the total number of people tested.**

Reporting lab	Inconclusive	Negative	Positive	Percent positive	Total
WORKPLACE SCREENING INTELLIGENCE			69	100%	69
SACRED HEART HEALTH SYSTEM, INC		39	29	43%	68
SUMMIT AT VENICE	2	62	4	6%	68
SUNCOAST OPTIMAL WELLNESS		23	45	66%	68
The Grove Health and Rehabilitation		50	18	26%	68
PIONEER CLINICAL LAB LLC		46	22	32%	68
CANOPY ON BERRYHILL, THE		48	20	29%	68
PROJECT HEALTH INC		55	13	19%	68
AMERICAN HOUSE SENIOR LIVING		65	3	4%	68
Centre Pointe Health and Rehabilitation Center		63	5	7%	68
GRAND OAKS OF JENSEN BEACH LLC		68			68
HEALTH FIRST - PALM BAY HOSPITAL		2	66	97%	68
CENTRAL BALDWIN IMMEDIATE CARE & FAMILY PRACTICE		51	16	24%	67
AEL- MEMPHIS		17	50	75%	67
HUNTSVILLE HOSPITAL LABORATORY		49	18	27%	67
LAB PLUS, LLC AT SAINT THOMAS WEST HOSPITAL		53	14	21%	67
CLEARWATER STATMED QUICK QUALITY CLINICS		29	38	57%	67
ASSOCIATED CLINICAL LABORATORIES		59	7	11%	66
CORAL GABLES NURSING & REHABILITATION CENTER		59	7	11%	66
Life Care Center of Sarasota		56	10	15%	66
TAVARES PEDIATRICS		58	8	12%	66
ATRIUM AT LIBERTY PARK		65	1	2%	66
MINUTECLINIC DIAGNOSTIC OF SOUTH CAROLINA, LLC		60	6	9%	66
MEDEX MEDICAL EXPRESS OF PALATKA			66	100%	66
SENIOR LIVING VII TAMPA LLC	1	57	8	12%	66
DOS OF NORTH SHORES NURSING & REHAB CENTER		66			66
MEDIPATH LLC		2	63	97%	65
VIERA DEL MAR HEALTH AND REHABILITATION CENTER		63	2	3%	65
LAKE VIEW CARE CENTER AT DELRAY		64	1	2%	65
J FRANK AVEY MD		52	13	20%	65
Oakhurst Center		65			65
MD 365 MEDICAL CARE PLLC		65			65
WASHINGTON REHAB AND NURSING		59	6	9%	65
CL BRUMBACK PRIMARY CARE CLINICS		16	49	75%	65
KINDRED HOSPITAL THE PALM BEACHES		62	2	3%	64
OUT OF STATE		40	24	38%	64
WINDSOR OAKS		63	1	2%	64
PEDIATRIC SPECIALISTS MEDICAL GROUP	1	60	3	5%	64
NAVARRE GARDENS LLC		50	14	22%	64
NOVARI CARE LLC		51	13	20%	64
ADVENT HEALTH CENTRA CARE - POINCIANA		24	40	63%	64
EISENHOWER ARMY MEDICAL CENTER		59	4	6%	63
JOSEPH L MORSE GERIATRIC CENTER	2	59	2	3%	63
FAMILY MEDICAL CARE OF PALM BEACH		40	23	37%	63
POINTE, THE		61	2	3%	63
F&T MEDICAL RESEARCH, INC		63			63

COVID-19: testing by laboratory

Data through Jan 1, 2021 verified as of Jan 2, 2021 at 09:25 AM

Data in this report are provisional and subject to change.

The numbers in the table below represent the number of Florida and non-Florida residents for whom test results were received by the Department of Health. A person can be tested by more than one laboratory and can have both positive and negative results. **Therefore, the sum of the numbers in each column will be larger than the total number of people tested.**

Reporting lab	Inconclusive	Negative	Positive	Percent positive	Total
SUMMER VISTA ASSISTED LIVING		38	25	40%	63
PLANTATION GENERAL HOSPITAL CLINICAL LAB		26	37	59%	63
WINDSOR OF LAKEWOOD RANCH,THE		63			63
APC PEDIATRICS AT RYE ROAD MEDICAL PARK		63			63
WADSWORTH HEALTH CENTER		60	3	5%	63
ST VINCENT'S BIRMINGHAM		59	4	6%	63
VIERA HEALTH AND REHABILITATION CENTER		62	1	2%	63
PRIME HEALTH OF NORTH PORT LLC		57	5	8%	62
CARENOW LAKE MARY			62	100%	62
STONY BROOK SOUTHAMPTON		61	1	2%	62
MIAMI BEACH COMMUNITY HEALTH CENTER			62	100%	62
UNIVERSITY OF NORTH FLORIDA STUDENT HEALTH		59	3	5%	62
HUNTINGTON HOSPITAL LABORATORY		60	2	3%	62
OVERLOOK HOSPITAL LABORATORY		57	5	8%	62
JPR URGENT MEDICAL CARE		62			62
NEMOURS CHILDREN'S PRIMARY CARE		51	11	18%	62
MD LABS		35	27	44%	62
MICRO PATH LABORATORIES INC		60	2	3%	62
MED EXPRESS		6	56	90%	62
DOUGLAS T JACOBSON STATE VETERANS HOME		62			62
EMERALD COAST HOSPICE		60	1	2%	61
NXGEN MDX		20	41	67%	61
SUNRISE URGENT CARE ASSOCIATES LLC D/B/A	1	15	45	74%	61
FLORIDA PEDIATRIC GROUP		27	34	56%	61
East Bay Rehabilitation Center		34	27	44%	61
AMERICAN FAMILY MEDICAL		48	13	21%	61
EXACT SCIENCES LABORATORIES, LLC		15	45	75%	60
EAST ALABAMA MEDICAL CENTER LABORATORY		51	9	15%	60
BARKLEY PLACE		58	2	3%	60
BROOKDALE FORT MYERS THE COLONY		58	2	3%	60
ADVENTHEALTH EXPRESS CARE AT WALGREENS 49TH STREET		46	14	23%	60
PANAMA PHARMACY	2	52	6	10%	60
WASHINGTON REHABILITATION AND NURSING CENTER		51	9	15%	60
ISLAND COAST PEDIATRICS		56	4	7%	60
TWIN CREEKS ASSISTED LIVING & MEMORY CARE		57	3	5%	60
HEARTLAND PEDIATRICS OF LAKE PLACID PA		48	11	19%	59
CENTRA CARE POINCIANA	1	45	13	22%	59
INTERNAL LAB		50	9	15%	59
MAINSTREAM DIAGNOSTIC LABORATORY LLC		50	9	15%	59
RESTORE HEALTH URGENT CARE		21	38	64%	59
DAYSPRING SENIOR LIVING LLC		58	1	2%	59
CITRUS MEMORIAL HOSPITAL			59	100%	59
MINNESOTA TWINS		56	3	5%	59
BIOTECH		52	7	12%	59
ADVANCED MEDICAL GROUP		1	57	98%	58
BIG BOCA SMILES LLC		56	2	3%	58

COVID-19: testing by laboratory

Data through Jan 1, 2021 verified as of Jan 2, 2021 at 09:25 AM

Data in this report are provisional and subject to change.

The numbers in the table below represent the number of Florida and non-Florida residents for whom test results were received by the Department of Health. A person can be tested by more than one laboratory and can have both positive and negative results. **Therefore, the sum of the numbers in each column will be larger than the total number of people tested.**

Reporting lab	Inconclusive	Negative	Positive	Percent positive	Total
ROSECASTLE OF CITRUS		58			58
ALTERNATIVE LIVING, INC DBA TWIN CITIES PAVILION		58			58
EMBRY RIDDLE AERONAUTICAL UNIVERSITY HEALTH SERVICES			58	100%	58
ISLAND DOCTORS		3	55	95%	58
THE CANOPY AT BERRYHILL		58			58
MOBILE PHYSICIAN SERVICES INC		56	2	3%	58
Margate Health and Rehabilitation Center		56	2	3%	58
HARBORCHASE OF VERO BEACH		53	4	7%	57
AFTER HOURS PEDIATRICS INC	1	1	55	96%	57
MILLENIUM PHYSICIANS GROUP		1	56	98%	57
Crystal Health & Rehab Center		57			57
ASCENSION SACRED HEART BAY LABORATORY		54	3	5%	57
GENPATH			57	100%	57
ZON BEACHSIDE LLC		47	10	18%	57
ANTHEM LAKES LLC		57			57
ALZHEIMERS CARE CENTER OF VIERA LTD		37	20	35%	57
GV NAPLES OPCO, LLC		57			57
MED COMP SCIENCES		1	56	98%	57
XPRESS URGENT CARE		48	9	16%	57
KAPG FLEMING ISLAND SENIOR HOUSING OPCO LLC	1	56			57
PALM BAY URGENT CARE		28	28	50%	56
CRAIG BERGER MD PL D/B/A BAY AREA EYE INSTITUTE		56			56
WHITE WILSON MEDICAL CENTER PA - NAVARRE			56	100%	56
EAGLES WATCH CLUSTER		47	9	16%	56
ONESTOP MEDICAL AND URGENT CARE LLC		44	12	21%	56
TIFFANY HALL NURSING AND REHAB		44	12	21%	56
ADVENTHEALTH MEDICAL GROUP FAMILY MEDICINE AT		45	11	20%	56
NORTH FLORIDA SPINE AND WELLNESS		49	7	13%	56
FLAGLER COLLEGE HEALTH SERVICES		39	17	30%	56
CENTURY CENTER FOR REHABILITATION & HEALING		39	16	29%	55
CENTRA CARE - CONWAY		21	34	62%	55
SUSANNA WESLEY HEALTH CENTER		50	5	9%	55
CENTRAL FLORIDA HEALTHCARE GROUP LLC		48	7	13%	55
PREMIER MEDICAL ASSOCIATES ALL FLORIDA LLC		54	1	2%	55
SONATA HUNTERS CREEK		47	8	15%	55
INDIGO MANOR		22	32	59%	54
SARASOTA CO. HEALTH DEPT # 58		40	14	26%	54
JUNIPER VILLAGE AT NAPLES		53	1	2%	54
COASTAL INTERNAL MEDICINE		43	11	20%	54
CLERMONT HEALTH AND REHAB		40	14	26%	54
UNITED LABORATORY SERVICES CORPORATION		38	16	30%	54
PALMS EDGE	1	50	3	6%	54
HOSPICE OF ST FRANCIS INC		52	2	4%	54
NEW SMYRNA BEACH URGENT CARE			54	100%	54
CERTUS MTD OPCP LLC		52	2	4%	54
ST. CLOUD MEDICAL GROUP		54			54

COVID-19: testing by laboratory

Data through Jan 1, 2021 verified as of Jan 2, 2021 at 09:25 AM

Data in this report are provisional and subject to change.

The numbers in the table below represent the number of Florida and non-Florida residents for whom test results were received by the Department of Health. A person can be tested by more than one laboratory and can have both positive and negative results. **Therefore, the sum of the numbers in each column will be larger than the total number of people tested.**

Reporting lab	Inconclusive	Negative	Positive	Percent positive	Total
LENOX HILL HOSPITAL		49	4	8%	53
REGENTS PARK OF BOCA RATON		51	2	4%	53
VETERANS AFFAIRS MEDICAL CENTER - GULF COAST		27	26	49%	53
Osprey Point Nursing Center		51	2	4%	53
SEMINOLE SPORTS AND FAMILY MEDICINE		50	3	6%	53
SONNIS PEDIATRICS PA		49	4	8%	53
FHMG LAKE MARY PEDS		45	8	15%	53
RIVER TOWN DIAGNOSTIC LLC		17	36	68%	53
AFC PHYSICIANS OF FLORIDA		37	16	30%	53
RIVERSIDE RECOVERY OF TAMPA		52	1	2%	53
NORTH SHORE UNIVERSITY HOSPITAL LABORATORY		48	4	8%	52
INTERNAL MEDICINE SPECIALIST		46	6	12%	52
CROSS CITY REHABILITATION AND HEALTH CARE CENTER		40	12	23%	52
WILSON MEMORIAL REGIONAL MEDICAL CENTER		49	3	6%	52
JERICOHO URGENT CARE		49	3	6%	52
ADVENT HEALTH		49	3	6%	52
PARKSIDE INN		52			52
MAGNOLIA FAMILY URGENT CARE		46	6	12%	52
MEDICAL CONSULTANTS OF FLORIDA DBA		48	3	6%	51
A COUNTRY PLACE ASSISTED LIVING FACILITY		51			51
JACOBI MEDICAL CENTER		48	3	6%	51
PHYSICIANS PRIMARY CARE OF SOUTHWEST FLORIDA		39	12	24%	51
GULFVIEW MEDICAL INSTITUTE		51			51
APOLLOMDX LABS		29	22	43%	51
RESEARCH CENTERS OF AMERICA, LLC		39	12	24%	51
CATHOLIC HEALTH SERVICES REGIONAL LAB		46	4	8%	50
SONATA BOCA RATON		48	2	4%	50
ELLENTON PEDIATRICS PA		45	5	10%	50
SNH BRFL TENANT LLC		50			50
WALGREENS 10670		46	4	8%	50
GATEWAY CARE CENTER		50			50
ADVENT HEALTH - PALM COAST		1	49	98%	50
EC OPCO CARROLLWOOD LLC		43	6	12%	49
ST FRANCIS HOSPITAL		43	6	12%	49
ALLEGRO		47	2	4%	49
AMERICAN FAMILY MEDICAL LLC		32	17	35%	49
SOLARIS SENIOR LIVING NORTH NAPLES		48	1	2%	49
NITE LITE PEDIATRICS - PORT ST. LUCIE		42	7	14%	49
KENDALL REGIONAL MEDICAL CENTER LAB	3		46	94%	49
GENEDX		36	13	27%	49
PEDIATRICS IN BREVARD PA- ROCKLEDGE		39	10	20%	49
USF		1	48	98%	49
MIAMI VA HEALTHCARE SYSTEM			48	100%	48
ADVENT HEALTH CENTRA CARE - EAST ORLANDO		21	27	56%	48
ARBOR OAKS AT TYRONE	5	43			48
BAY CENTER HURRICANE SHELTER		48			48

COVID-19: testing by laboratory

Data through Jan 1, 2021 verified as of Jan 2, 2021 at 09:25 AM

Data in this report are provisional and subject to change.

The numbers in the table below represent the number of Florida and non-Florida residents for whom test results were received by the Department of Health. A person can be tested by more than one laboratory and can have both positive and negative results. **Therefore, the sum of the numbers in each column will be larger than the total number of people tested.**

Reporting lab	Inconclusive	Negative	Positive	Percent positive	Total
SOFT CELL LABORATORIES		45	3	6%	48
ALLIANCE PEDIATRICS		24	24	50%	48
OPPENHEIMER PLASTIC SURGERY LLC		44	4	8%	48
OAK MANOR NURSING HOME		46	2	4%	48
COURTYARD GARDENS OF JUPITER		48			48
NAPLES PEDIATRICS INC□		43	5	10%	48
MEDICATION ROOMS-CSU/CI NURSE STATION	1	41	6	13%	48
BEACHES PEDIATRICS PA		46	2	4%	48
BROWARD HEALTH MEDICAL CENTER CLINICAL LAB			48	100%	48
ADVENT HEALTH CENTRA CARE - SAND LAKE		19	29	60%	48
BAPTIST MEDICAL CENTER SOUTH		35	13	27%	48
CARENOW URGENT CARE - LAKE MARY			48	100%	48
BIOIQ			48	100%	48
STEWART SEBASTIAN RIVER MEDICAL CENTER		27	20	43%	47
CHILDREN'S HOSPITAL OF ALABAMA		46	1	2%	47
INTERLAB		1	46	98%	47
GREENLEAF ALF		46	1	2%	47
Peninsula Care and Rehab		45	2	4%	47
PEDIATRIC CARE CENTER- JACKSONVILLE BEACH		19	28	60%	47
TRINITY AL SENIOR HOUSING LLC□		44	3	6%	47
HAWTHORN HOUSE□		38	9	19%	47
NAVARRE GARDENS		41	6	13%	47
KINDRED HOSPITAL MELBOURNE		47			47
BARRY UNIVERSITY STUDENT HEALTH SERVICES		37	10	21%	47
ALEXANDER NININGER STATE VETERANS		47			47
Darcy Hall Of Life Care		46			46
HARTFORD HEALTH SERVICES LLC		46			46
ROSECASTLE AT DELANEY CREEK		45	1	2%	46
PREMIER PLACE HEALTHCARE AT THE GLENVIEW		46			46
ELMCROFT OF BELLA VITA□		38	8	17%	46
FLORIDA ATLANTIC UNIVERSITY STUDENT HEALTH		35	11	24%	46
MALCOM RANDALL DEPT OF VAMC			46	100%	46
KINDRED HOSPITAL - SOUTH FLORIDA		46			46
EAST MANATEE FAMILY	1	1	44	96%	46
CLINICA HISPANA			46	100%	46
STEINHATCHEE FAMILY MEDICAL CENTER□		42	4	9%	46
PUBLIC SQUARE PHARMACY LLC		34	12	26%	46
FLORIDA HEALTH CARE		6	40	87%	46
MARTIN ACQUISITION 1 LLC DBA		40	6	13%	46
KINDRED HOSPITAL-BAY AREA-ST PETERSBURG LAB		46			46
HEALTH DESIGNS		40	6	13%	46
BioReference Laboratories, Inc		6	40	87%	46
FAMILY EXTENDED CARE OF CENTRAL TAMPA		46			46
H LEE MOFFITT CANCER CENTER MICRO		46			46
UNIVERSITY OF CENTRAL FLORIDA HEALTH SERVICES		45			45
ADVENT HEALTH - MOUNT DORA		6	39	87%	45

COVID-19: testing by laboratory

Data through Jan 1, 2021 verified as of Jan 2, 2021 at 09:25 AM

Data in this report are provisional and subject to change.

The numbers in the table below represent the number of Florida and non-Florida residents for whom test results were received by the Department of Health. A person can be tested by more than one laboratory and can have both positive and negative results. **Therefore, the sum of the numbers in each column will be larger than the total number of people tested.**

Reporting lab	Inconclusive	Negative	Positive	Percent positive	Total
SOUTHPORT SQUARE HARBOUR HEALTH		45			45
PALM BAY PEDIATRICS		33	12	27%	45
ADVENT HEALTH MEDICAL GROUP OB GYN AT		39	6	13%	45
MID FLORIDA PATHOLOGY LLC MOBILE UNIT #4		25	20	44%	45
ALTAMONTE PEDIATRIC ASSOCIATES		31	14	31%	45
SOUTHEAST ALABAMA MEDICAL CENTER			44	100%	44
WINTER GARDEN REHAB AND NURSING CENTER		40	4	9%	44
ALLIANCE OF PHYSICIANS AGAINST COVID-19			44	100%	44
REDI-MED WALK-IN FAMILY CARE			44	100%	44
EMERALD COAST BEHAVIORAL HOSPITAL		42	2	5%	44
EXPERTUS LABORATORIES INC		17	27	61%	44
VISITING PHYSICIANS ASSOCIATION		40	4	9%	44
TUKA PEDIATRICS		7	37	84%	44
RARITAN BAY PERTH AMBOY		42	2	5%	44
CHAMBREL AT ISLAND LAKE		43	1	2%	44
MOOSEHAVEN LIFE CARE CENTER		44			44
TROY REGIONAL MEDICAL CENTER		36	8	18%	44
PEDIATRICS OF CENTRAL FLORIDA – SAINT CLOUD	2	40	2	5%	44
HEALTH FIRST - CAPE CANAVERAL HOSPITAL		1	43	98%	44
MINUTECLINIC DIAGNOSTIC OF TEXAS, LLC		37	7	16%	44
RITECARE MED CTR H			43	100%	43
VITAS HEALTHCARE CORP OF FLORIDA		43			43
CLERMONT URGENT CARE			43	100%	43
IMA MEDICAL GROUP		26	17	40%	43
STUART URGENT CARE			43	100%	43
SARATOGA HOSPITAL LABORATORY		40	3	7%	43
PATRICK AIR FORCE BASE		3	40	93%	43
LAKE MARY KIDS CENTRA CARE		33	10	23%	43
QUOTIENT SCIENCES			43	100%	43
MENTAL HEALTH CARE INC		38	5	12%	43
MED ONE AT SAINT AUGUSTINE		33	10	23%	43
FAMILY EXTENDED CARE OF WINTER HAVEN		41	2	5%	43
Guardian Care Nursing and Rehabilitation Center		43			43
INTERNAL MEDICINE & PEDIATRICS OF TAMPA BAY PA		30	13	30%	43
ADVENT HEALTH - LAKE MARY		35	8	19%	43
HOSPICE OF THE EMERALD COAST INC - PANAMA CITY		42	1	2%	43
BRANCH MEDICAL CLINIC			43	100%	43
PREMIER MEDICAL ASSOCIATES		43			43
The Care Center at Pinellas Park		36	7	16%	43
CLINICAL LABORATORY		42			42
STERLING HOUSE OF TALLAHASSEE	1	39	2	5%	42
NADAL PEDIATRICS		33	9	21%	42
ARBOR TERRACE SAN JOSE LLC	2	39	1	2%	42
SEMINOLE TRIBE OF FLORIDA		31	11	26%	42
Atlantic Shore Nursing and Rehab		42			42
FLORIDA HOSPITAL		26	16	38%	42

COVID-19: testing by laboratory

Data through Jan 1, 2021 verified as of Jan 2, 2021 at 09:25 AM

Data in this report are provisional and subject to change.

The numbers in the table below represent the number of Florida and non-Florida residents for whom test results were received by the Department of Health. A person can be tested by more than one laboratory and can have both positive and negative results. **Therefore, the sum of the numbers in each column will be larger than the total number of people tested.**

Reporting lab	Inconclusive	Negative	Positive	Percent positive	Total
PARK OF THE PALMS INC		42			42
A2Z DIAGNOSTICS		42			42
ARDEN COURTS OF FORT MYERS		40	2	5%	42
HERNANDO COUNTY FIRE RESCUE DISTRICT		18	23	56%	41
PEDIATRICS OF CENTRAL FLORIDA KISSI		33	8	20%	41
CLARE BRIDGE OF SARASOTA		40	1	2%	41
FLORIDA HOSPITAL NEW SMYRNA		4	37	90%	41
POPLAR HEALTHCARE PLLC	1	11	29	71%	41
TRADITIONAL HOME HEALTH OF PALM BEACH INC		41			41
PRECISION HEALTH SOLUTIONS LAB		9	32	78%	41
INN AT THE FOUNTAINS, THE		34	7	17%	41
WELL HEALTH WORKS		39	2	5%	41
PINELLAS COUNTY JAIL			41	100%	41
ASHRAF MEDICAL GROUP PLLC DBA PULSE MD		41			41
QUALITY URGENT CARE AND WELLNESS		31	10	24%	41
COOPER FAMILY MEDICAL, PLLC		36	5	12%	41
TGH URGENT CARE POWERED BY FAST TRACK			41	100%	41
MANOR CARE OF PALM HARBOR		41			41
CENTRA CARE - APOPKA	1	2	38	93%	41
FHMG_CTR FOR SENIOR HEALTH		36	5	12%	41
MAIMONIDES-SHALOM ACADEMY, INC		40	1	2%	41
LCS SANDHILL COVE LLC DBA		39	2	5%	41
BRONX LEBANON HOSPITAL-MEDICAL CENTER		37	3	8%	40
PRIDE DIAGNOSTICS		24	16	40%	40
DAVID POSNACK JEWISH DAY SCHOOL		40			40
QUALITY URGENT CARE AND WELLNESS PL		26	14	35%	40
SOMERBY OF SANTA ROSA BEACH		38	2	5%	40
HOLISTIC PEDIATRICS GROUP LLC		37	3	8%	40
PACIFICA SENIOR LIVING OCALA		35	5	13%	40
Cross Landings Health and Rehabilitation		40			40
URGENT CARE & WELLNESS CENTER		10	29	74%	39
CEDAR CREEK AT KINGS BAY INC		39			39
CLINICAL RESEARCH SEQUENCING PLATFORM		8	31	79%	39
CAPITAL REGIONAL MEDICAL CENTER		2	37	95%	39
JUNIPER VILLAGE AT CAPE CORAL		34	5	13%	39
ROCKLEDGE REGIONAL MEDICAL CENTER		30	9	23%	39
PLANT CITY PEDIATRICS		37	2	5%	39
NEXT MOLECULAR ANALYTICS		9	30	77%	39
BAY COUNTY JAIL ANNEX		34	5	13%	39
SUMMIT MEDICAL GROUP PA		38	1	3%	39
MEDEX MEDICAL EXPRESS OF PALATKA LLC			39	100%	39
GRAND ST PAUL CVS		39			39
NEW YORK PRESBYTERIAN - QUEENS DIAGNOSTIC		38	1	3%	39
RAINBOW PEDIATRICS PC LLC / BREAKFAST POINT		38	1	3%	39
ADVENT HEALTH EXPRESS CARE		3	36	92%	39
PORT CHARLOTTE REHABILITATION CENTER		34	5	13%	39

COVID-19: testing by laboratory

Data through Jan 1, 2021 verified as of Jan 2, 2021 at 09:25 AM

Data in this report are provisional and subject to change.

The numbers in the table below represent the number of Florida and non-Florida residents for whom test results were received by the Department of Health. A person can be tested by more than one laboratory and can have both positive and negative results. **Therefore, the sum of the numbers in each column will be larger than the total number of people tested.**

Reporting lab	Inconclusive	Negative	Positive	Percent positive	Total
BOND CLINIC PA		8	30	79%	38
UNIVERSITY OF ALABAMA		35	3	8%	38
COOPER FAMILY MEDICAL PLLC		29	9	24%	38
FIRST CHOICE URGENT CARE		10	28	74%	38
FLORIDA MEDICAL CLINIC PA		35	3	8%	38
HOMEWOOD RESIDENCE AT FREEDOM PLAZA		37	1	3%	38
ORCHID COVE AT DAYTONA		34	4	11%	38
BOND CLINIC, PA		9	29	76%	38
FLORIDA HEALTH CARE DELAND			38	100%	38
Coastal Health and Rehabilitation Center		36	2	5%	38
MAGNOLIA MEDICAL CLINIC		4	34	89%	38
WEST ISLIP URGENT CARE		37	1	3%	38
PALM RIVER COMMUNITY HEALTH CENTER		33	5	13%	38
WATERCREST ST LUCIE WEST	1	35	2	5%	38
ROCHESTER GENERAL HOSPITAL LABORATORY		37	1	3%	38
LOURDES HOSPITAL INC		36	2	5%	38
MOLECULAR DIAGNOSTICS		5	33	87%	38
QHC UPSTATE MEDICAL PC		31	7	18%	38
ADVENT HEALTH - LAKE WALES		28	10	26%	38
NEOGENOMICS LABORATORIES INC		38			38
INTERNAL MEDICINE ASSOCIATES PA		34	3	8%	37
ADVANCED MEDICAL OF NAPLES LLC			37	100%	37
HR SARASOTA OPERATOR LLC		25	12	32%	37
BIOREFERENCE LABORATORIES		3	34	92%	37
FLORIDA HEALTH CARE PLANS INC		1	36	97%	37
ONE MILO		37			37
ROHR HOME		34	3	8%	37
FLORIDA DEPARMENT OF HEALTH CLAY COUNTY		25	12	32%	37
MCW MENTAL HEALTH LLC		36	1	3%	37
FLORIDA MEDICAL CLINIC LLC		24	13	35%	37
MARQUIS LABS, LLC		37			37
PENNSYLVANIA DEPT OF HEALTH		20	17	46%	37
FAMILY EXTENDED CARE OF SEBRING INC		35	2	5%	37
BOULEVARD REHABILITATION CENTER		24	13	35%	37
PRINCETON VILLAGE□		34	3	8%	37
HOLZER HEALTH CENTER		5	32	86%	37
PATHOGENIUS LABORATORIES		30	7	19%	37
THE COLLIER AT NAPLES		36	1	3%	37
PONCE THERAPY CARE CENTER		34	3	8%	37
BRISTOL AT TAMPA, THE		33	4	11%	37
MISSION OAKS ASSISTED LIVING□		36	1	3%	37
BENTON HOUSE OF ST. JOHNS		36	1	3%	37
CAPE REGIONAL MEDICAL CENTER		35	1	3%	36
EGLIN AFB		9	27	75%	36
CYPRESS COVE		34	2	6%	36
VENICE REGIONAL MEDICAL CENTER BAYFRONT HEALTH		12	24	67%	36

COVID-19: testing by laboratory

Data through Jan 1, 2021 verified as of Jan 2, 2021 at 09:25 AM

Data in this report are provisional and subject to change.

The numbers in the table below represent the number of Florida and non-Florida residents for whom test results were received by the Department of Health. A person can be tested by more than one laboratory and can have both positive and negative results. **Therefore, the sum of the numbers in each column will be larger than the total number of people tested.**

Reporting lab	Inconclusive	Negative	Positive	Percent positive	Total
FINLAY CLINICAL LABORATORY		19	17	47%	36
BALMORAL TENANT SERVICES INC	1	32	3	8%	36
life Care Center of Melbourne		21	15	42%	36
Mt Sinai Aventura			36	100%	36
DOH-WEST PALM BEACH BRANCH LABORATORY		2	34	94%	36
BUECHELE DENTAL PA DBA CLERMONT FAMILY DENTISTRY		32	4	11%	36
The Crossroads		36			36
BVL/LITTLE ANGEL PEDIATRICS		36			36
LITTLE NECK URGENT CARE		35	1	3%	36
P23 LABS		35			35
BAYSHORE PATHOLOGY CONSULTANTS PA		34	1	3%	35
ADVENT HEALTH - FISH MEMORIAL		2	33	94%	35
LAKELAND REGIONAL HEALTH LAKE MIRIAM		3	32	91%	35
IRL		4	31	89%	35
CARDIOLOGY AND MEDICINE ASSOCIATES		26	9	26%	35
ADVENTHEALTH EXPRESS CARE AT WALGREENS		24	11	31%	35
NORTH FLORIDA MEDICAL CENTER		33	2	6%	35
Palms at Ponte Vedra Assisted Living and Memory Care		34	1	3%	35
ECOLAB GROUP		7	28	80%	35
MEDI CLINIC SARASOTA INC		34	1	3%	35
PARAMOUNT WALK-IN CLINIC		1	33	97%	34
PENSACOLA PEDIATRICS, PA		27	7	21%	34
CENTRA CARE - LAKE NONA		3	31	91%	34
BAY PINES MEDICAL ASSOCIATES		1	33	97%	34
LAKE HOWELL FAMILY MEDICINE ASSOCIATES		28	6	18%	34
KINDRED HOSPITAL NORTH FLORIDA		32	2	6%	34
AMERICAN HOUSE COCONUT POINT		31	3	9%	34
FERN PARK DEVELOPMENTAL CENTER			34	100%	34
PANCARE HEALTH GULF COUNTY		23	11	32%	34
NORTHWELL HEALTH PLAINVIEW HOSPITAL LABORATORY		27	7	21%	34
CORAL GABLES HOSPITAL			34	100%	34
KINDRED AT HOME		27	7	21%	34
WALGREENS 3173		27	7	21%	34
WHITE WILSON MEDICAL CENTER IMMEDIATE CARE			33	100%	33
ACCURATE DIAGNOSTIC LAB		32	1	3%	33
FIRSTCARE CLINIC		11	22	67%	33
DOH		17	16	48%	33
BOND CLINIC		3	30	91%	33
AYERS NURSING AND REHABILITATION CENTER		33			33
Kensington Gardens		33			33
MEDLOGIC LABORATORIES		3	30	91%	33
LAKE CITY VA MEDICAL CENTER			33	100%	33
ST. MARYS MEDICAL CENTER		1	32	97%	33
SANFORD MOBILE LAB PGA TOUR		32	1	3%	33
KAPG ST AUGUSTINE SENIOR HOUSING OPCO LLC		33			33
GOOD HEARTS COVID TESTING		8	25	76%	33

COVID-19: testing by laboratory

Data through Jan 1, 2021 verified as of Jan 2, 2021 at 09:25 AM

Data in this report are provisional and subject to change.

The numbers in the table below represent the number of Florida and non-Florida residents for whom test results were received by the Department of Health. A person can be tested by more than one laboratory and can have both positive and negative results. **Therefore, the sum of the numbers in each column will be larger than the total number of people tested.**

Reporting lab	Inconclusive	Negative	Positive	Percent positive	Total
TERRACE AT HOBE SOUND, THE	1	31	1	3%	33
SH HERON EAST LLC		33			33
HARMONY CLINIC		1	32	97%	33
TITUSVILLE FAMILY PRACTICE		14	19	58%	33
TAYLORVILLE FAMILY MEDICINE		26	7	21%	33
EC OPCO PENSACOLA, LLC		33			33
Golfview Healthcare Center		33			33
AU HEALTH		27	6	18%	33
HAWKINS FAMILY MEDICINE LLC		16	17	52%	33
METRO KNOXVILLE HMA		25	8	24%	33
PRMG - EAST NAPLES		23	10	30%	33
ADVENTIST HEALTH SYSTEM FLORIDA		26	7	21%	33
AHSE ROP		32	1	3%	33
AZALEA TRACE PHYSICIAN SERVICES		32			32
ADVENT HEALTH CENTRA CARE - APOPKA NORTH		10	22	69%	32
BIOFIRE		7	25	78%	32
UNIVERSITY HOSPITAL		28	4	13%	32
RITE MEDICAL CARE PC		32			32
WEST COAST FAMILY MEDICAL CARE		20	12	38%	32
Palm Garden of Largo		32			32
COLLIER HMA PHYSICIAN MANAGEMENT LLC		26	6	19%	32
PHYSICIAN ASSOCIATES LLC		26	6	19%	32
ST AUGUSTINE PEDIATRIC ASSOC		30	2	6%	32
VETERANS HOME			32	100%	32
REDI-MED WALK IN FAMILY CLINIC			32	100%	32
MINUTECLINIC DIAGNOSTIC OF RHODE ISLAND, LLC #1544		31	1	3%	32
QUICK CARE MED LLC		26	6	19%	32
VILLAGE ON THE ISLE		27	5	16%	32
CITRUS COUNTY HEALTH DEPARTMENT		31	1	3%	32
DELAND WELLNESS CENTER			32	100%	32
OPIS COQUINA CENTER		32			32
VETERAN AFFAIRS MEDICAL CENTER - JAMES J PETERS		30	2	6%	32
RASHDA ALBIBI M.D. P.A.		30	2	6%	32
SEVEN HILLS HEALTH AND REHABILITATION CENTER		32			32
MEDRITE URGENT CARE		24	8	25%	32
JACKSON HEALTH SYSTEM		1	31	97%	32
FHMG- FLORIDA HOSPITAL MEDICAL GROUP		24	8	25%	32
MINUTECLINIC DIAGNOSTIC OF OHIO LLC		22	10	31%	32
WESTMINSTER ST AUGUSTINE		32			32
IPSUM DIAGNOSTICS		3	28	90%	31
BISHOP GRADY VILLAS		31			31
Heartland Health Care Center North Sarasota		18	13	42%	31
DISCOVERY COMMONS AT BRADENTON		31			31
Life Care Center at Inverrary		31			31
MOBILE DOC FL, LLC		24	7	23%	31
LAFAYETTE NURSING AND REHABILITATION CENTER		31			31

COVID-19: testing by laboratory

Data through Jan 1, 2021 verified as of Jan 2, 2021 at 09:25 AM

Data in this report are provisional and subject to change.

The numbers in the table below represent the number of Florida and non-Florida residents for whom test results were received by the Department of Health. A person can be tested by more than one laboratory and can have both positive and negative results. **Therefore, the sum of the numbers in each column will be larger than the total number of people tested.**

Reporting lab	Inconclusive	Negative	Positive	Percent positive	Total
COLLIER ANESTHESIA PAIN LLC		31			31
UNION MEDICAL CARE PLLC		31			31
PERSONAL PEDIATRICS		28	3	10%	31
ORLANDO VA MEDICAL CENTER			31	100%	31
REGENCY PARK ASSISTED LIVING FACILITY		29	2	6%	31
ESCAMBIA COUNTY JAIL		18	13	42%	31
GRAND OAKS OF PALM CITY LLC□	1	28	2	6%	31
NIGHT LITE PEDIATRICS URGENT CARE CENTER			31	100%	31
PLAINVIEW URGENT CARE		29	1	3%	30
BEEHIVE HOMES OF GULF BREEZE		19	11	37%	30
Summit Medical Group, Pa Db a Citymd		28	2	7%	30
IMA MEDICAL GROUP POINCIANA		14	16	53%	30
AMEERAH LABS			30	100%	30
TRADITIONAL HOME CARE INC		29	1	3%	30
THE TERRACE AT IVY ACRES ALF		11	19	63%	30
LAKE GIBSON VILLAGE, LLC		30			30
ADVENT HEALTH PRIMARY CARE PLUS, WINTER GARDEN		26	4	13%	30
LabCorp L#09258130 M#09258125		12	18	60%	30
PECONIC BAY MEDICAL CENTER LABORATORY		24	6	20%	30
ELMCROFT PINECREST		30			30
STEWART MEDICAL GROUP, INC		21	9	30%	30
ERDOX		29	1	3%	30
UTAH CVS PHARMACY, LLC		28	2	7%	30
JACKSON COUNTY HEALTH DEPARTMENT		14	16	53%	30
BRIDGEVIEW CENTER LLC□		27	3	10%	30
HERITAGE WATERSIDE		27	3	10%	30
PHILLIPPE RIDGE		20	10	33%	30
SOUTHERN LABORATORY		6	24	80%	30
FELICIDAD MEDICAL CENTER			30	100%	30
PHOSPHORUS DIAGNOSTICS		27	3	10%	30
MAUREEN OROURKE-FUTEY			29	100%	29
SPRING MANOR ASSISTED LIVING		29			29
COMPREHENSIVE CHILDCARE		23	6	21%	29
CITYMD OF MANAHAWKIN		27	2	7%	29
WOLFF CTR FOR CHILD & ADOLESCENT HEALTH PLLC,THE		19	10	34%	29
BELVEDERE COMMONS OF SUN CITY CENTER□		29			29
BURRY'S PHARMACY INC		15	14	48%	29
PRACTICE MANAGEMENT OF AMERICA, INC.		5	24	83%	29
HOME CARE PHARMACY		29			29
NIGHT LITE PEDIATRICS CENTER LLC		8	21	72%	29
WUESTHOFF MEMORIAL HOSPITAL			29	100%	29
CENTRA CARE - DR. PHILLIPS		1	28	97%	29
EVERLYWELL		16	13	45%	29
NEMOURS CHILDRENS CLINIC		22	7	24%	29
P4CLINICAL	3	2	24	83%	29
WESTWOOD NURSING AND REHABILITATION		28	1	3%	29

COVID-19: testing by laboratory

Data through Jan 1, 2021 verified as of Jan 2, 2021 at 09:25 AM

Data in this report are provisional and subject to change.

The numbers in the table below represent the number of Florida and non-Florida residents for whom test results were received by the Department of Health. A person can be tested by more than one laboratory and can have both positive and negative results. **Therefore, the sum of the numbers in each column will be larger than the total number of people tested.**

Reporting lab	Inconclusive	Negative	Positive	Percent positive	Total
SUNTREE INTERNAL MEDICINE		29			29
HOSPICE OF THE TREASURE COAST		27	2	7%	29
UNIV OF ROCHESTER-STRONG MEMORIAL HOSP		28	1	3%	29
JACKSONVILLE UNIVERSITY		27	2	7%	29
ALL MY KIDS PEDIATRICS INC		18	11	38%	29
CALADIUM PEDIATRICS		27	1	4%	28
UNION MEDICAL CARE		28			28
PALM GARDEN OF JACKSONVILLE		27	1	4%	28
LONGLEAF DIAGNOSTIC LABORATORIES		3	25	89%	28
PORT ST LUCIE HOSPITAL		25	3	11%	28
EDEN AT CRESTVIEW		12	16	57%	28
LONG ISLAND JEWISH MED CTR		26	2	7%	28
SEA PINES REHABILITATION HOSPITAL		28			28
ACTIVE SENIOR LIVING		26	2	7%	28
OAKTREE HEALTHCARE			27	100%	27
CSL PLASMA INC		7	20	74%	27
MINUTE CLINIC INCORPORATE		22	5	19%	27
UCLA HEALTHCARE CLINICAL LABS		23	4	15%	27
SANTA BARBARA CARE CENTER		17	10	37%	27
NORTH FLORIDA PEDIATRICS		25	2	7%	27
RENAISSANCE AT THE TERRACES		27			27
LINCOLN DIAGNOSTIC LAB		26	1	4%	27
ISLAND URGENT CARE PLLC		27			27
PANCARE HEALTH - MALONE CLINIC		23	4	15%	27
CDC		17	10	37%	27
LAKELAND NURSING AND REHABILITATION CENTER			27	100%	27
CONNECTICUT DEPARTMENT OF HEALTH		22	5	19%	27
ARIZONA DEPARTMENT OF HEALTH SERVICES			27	100%	27
SUNCOAST LABS			27	100%	27
PALM BAY HOSPITAL			27	100%	27
EXPRESS CARE OF BELLEVIEW		27			27
L&S SENIOR CARE DBA ARCADIA OAKS		27			27
HIGHLANDS LAKE CENTER		27			27
MAINSTREET FAMILY URGENT CARE		1	26	96%	27
WILLOWBROOKE COURT AT ST ANDREWS ESTATES		23	4	15%	27
CINNAMON COVE ALF		27			27
University Hills health and Rehabilitation		18	9	33%	27
PORT SAINT JOHN FAMILY PRACTICE		18	8	31%	26
ADVENTHEALTH MEDICAL GROUP PROMPT CAR		18	8	31%	26
PULMONARY SPECIALISTS OF THE PALM BEACHES		16	10	38%	26
LOOP PEDIATRICS		22	4	15%	26
THE MINIER URGENT CARE		20	6	23%	26
ADVENT HEALTH CARE CENTER		26			26
KEY PRIMARY CARE			26	100%	26
MINUTE CLINIC LLC #2216		25	1	4%	26
CDR MAGUIRE - MIAMI BEACH CC MISSION 17388		2	24	92%	26

COVID-19: testing by laboratory

Data through Jan 1, 2021 verified as of Jan 2, 2021 at 09:25 AM

Data in this report are provisional and subject to change.

The numbers in the table below represent the number of Florida and non-Florida residents for whom test results were received by the Department of Health. A person can be tested by more than one laboratory and can have both positive and negative results. **Therefore, the sum of the numbers in each column will be larger than the total number of people tested.**

Reporting lab	Inconclusive	Negative	Positive	Percent positive	Total
MONCRIEF ARMY HEALTH CLINIC			26	100%	26
ORLANDO LUTHERAN TOWERS ASSISTED LIVING		26			26
MINUTECLINIC DIAGNOSTIC		26			26
MOOSEHAVEN HEALTH CENTER		12	14	54%	26
ADVENT HEALTH PARTIN SETTLEMENT HEALTH PARK		18	8	31%	26
HEALTH FIRST - VIERA HOSPITAL		1	25	96%	26
AFTER HOURS PEDIATRICS			26	100%	26
SOLARIS SENIOR LIVING OF MERRITT ISLAND		26			26
BETHESDA HEALTH URGENT CARE			26	100%	26
CENTRA CARE – SAND LAKE		1	25	96%	26
BARTON HEALTH ALLIANCE		1	25	96%	26
RADIOLOGY ASSOCIATES OF VENICE AND ENGLEWOOD		24	1	4%	25
BAY COUNTY SHERIFFS OFFICE JAIL FACILITY		21	4	16%	25
TIDEWELL HOSPICE INC		23	2	8%	25
HERNANDO ENDOSCOPY AND SURGERY CENTER		18	7	28%	25
UNIPATH		18	7	28%	25
SANITAS		4	21	84%	25
LINCOLN MEDICAL AND MENTAL HEALTH CENTER		23	2	8%	25
SOUTHSIDE HOSPITAL NORTHWELL HEALTH LABORATORY		22	3	12%	25
BONIFAY NURSING AND REHAB CENTER			25	100%	25
WALTON PLACE		25			25
BOCA BIOLISTIC REFERENCE LAB			25	100%	25
WALGREENS 6221		24	1	4%	25
RJ LEE GROUP	1	23	1	4%	25
WALK IN MEDICAL URGENT CARE		25			25
CDR MAGUIRE INC	1	2	22	88%	25
PENSACOLA DEVELOPMENTAL CENTER		9	16	64%	25
ST. CLOUD HOSPITAL		20	5	20%	25
JAMAICA HOSPITAL MEDICAL CENTER		23	2	8%	25
FAMILY CARE PARTNERS		15	10	40%	25
MICHAEL AKPEKE MD		16	9	36%	25
WOMENS CARE FLORIDA LABORATORY		25			25
HOSPICE OF MARTIN & ST LUCIE, INC		25			25
WEST		14	11	44%	25
LEVY COUNTY DEPARTMENT OF HEALTH		20	5	20%	25
ARCPPOINT LABS OF FORT LAUDERDALE		25			25
ADVENT HEALTH CENTRA CARE - LAKE BUTLER BOULEVARD			25	100%	25
TGH URGENT CARE - RIVERVIEW			25	100%	25
FAST PACE MEDICAL CLINIC, PLLC		21	4	16%	25
STATEN ISLAND UNIVERSITY HOSPITAL-POUCH		25			25
GRAMERCY PARK URGENT CARE		25			25
FAMILY EXTENDED CARE OF PUNTA GORDA		25			25
WAVE CREST HEALTH AND REHABILITATION CENTER		25			25
PHYSICIANS PRIMARY CARE OF SW FLORIDA PL		24			24
STUART LODGE LIVING LLC		4	20	83%	24
MADWAR		19	5	21%	24

COVID-19: testing by laboratory

Data through Jan 1, 2021 verified as of Jan 2, 2021 at 09:25 AM

Data in this report are provisional and subject to change.

The numbers in the table below represent the number of Florida and non-Florida residents for whom test results were received by the Department of Health. A person can be tested by more than one laboratory and can have both positive and negative results. **Therefore, the sum of the numbers in each column will be larger than the total number of people tested.**

Reporting lab	Inconclusive	Negative	Positive	Percent positive	Total
WESTMINSTER WOODS ON JULINGTON CREEK		22	2	8%	24
VILLAGES REHABILITATION AND NURSING CENTER		24			24
Cross Gardens Care Center		23	1	4%	24
HENNEPIN COUNTY MEDICAL CENTER (HCMC)		13	11	46%	24
AVENTIS BIO-SERVICES CTL		24			24
MENORAH HOUSE		23	1	4%	24
TARPON BAYOU CENTER			24	100%	24
MINUTECLINIC DIAGNOSTIC OF RHODE ISLAND, LLC #212		24			24
BULLS HEAD URGENT CARE		24			24
TRUGENX		1	23	96%	24
LABORATORY DYNAMICS		20	4	17%	24
WELLOW URGENT CARE		23	1	4%	24
THE CHAPPEL GROUP RESEARCH		24			24
ROYAL PALM SENIOR RESIDENCE		24			24
BROOKDALE JENSEN BEACH □		24			24
COURTYARDS OF ORLANDO		24			24
HERITAGE OAKS ASSISTED LIVING & MEMORY CARE		20	4	17%	24
MEDCOMP SCIENCES			24	100%	24
RIVERHEAD URGENT CARE		23	1	4%	24
EAST HILL MEDICAL GROUP		17	7	29%	24
SENIOR HEALTH OF WINTER PARK DUNDEE		24			24
FHMG - FLORIDA HOSPITAL MEDICAL GROUP		20	3	13%	23
MEASE COUNTRYSIDE HOSPITAL			23	100%	23
CROSSWINDS HEALTH AND REHABILITATION CENTER		23			23
PANCARE HEALTH - FREEPORT CLINIC SUITE B		20	3	13%	23
ISLAND COAST PEDIATRICS PA		22	1	4%	23
EGL GENETIC DIAGNOSTICS		1	22	96%	23
THE TERRACE OF JACKSONVILLE		3	20	87%	23
PALM BEACH COUNTY FIRE RESCUE		21	2	9%	23
UNIVERSITY HILLS HEALTH AND REHABILITATION CENTER		18	5	22%	23
PRIMECARE AT TWIN LAKES			23	100%	23
MINUTECLINIC DIAGNOSTIC OF SOUTH CARO		18	5	22%	23
NEW JERSEY		22	1	4%	23
UF HEALTH NORTH JACKSONVILLE			23	100%	23
WEST VOLUSIA FAMILY AND SPORTS MEDICINE		23			23
PARK WEST MEDICAL CENTER		22	1	4%	23
CENTRAL FLORIDA PEDIATRICS		13	10	43%	23
PREMISE HEALTH MIA			23	100%	23
LAKE WALES OPERATING GROUP LLC		22	1	4%	23
DEVELOPMENTAL DISABILITIES DEFENDANT PROGRAM		23			23
VASSAR BROTHERS MEDICAL CENTER LABORATORY		22	1	4%	23
ADVENT HEALTH - LAKE MARY PEDIATRICS		16	7	30%	23
STATE LAB		2	21	91%	23
S-H THIRTY FIVE OPCO - LUTZ, LLC		23			23
TURNING POINT OF TAMPA		20	3	13%	23
NOBLE SENIOR LIVING		3	20	87%	23

COVID-19: testing by laboratory

Data through Jan 1, 2021 verified as of Jan 2, 2021 at 09:25 AM

Data in this report are provisional and subject to change.

The numbers in the table below represent the number of Florida and non-Florida residents for whom test results were received by the Department of Health. A person can be tested by more than one laboratory and can have both positive and negative results. **Therefore, the sum of the numbers in each column will be larger than the total number of people tested.**

Reporting lab	Inconclusive	Negative	Positive	Percent positive	Total
RENAISSANCE SENIOR LIVING	1	22			23
PENSACOLA PEDIATRICS - PACE		16	7	30%	23
NIGHT LITE PEDIATRIC CENTER		10	12	55%	22
FIRST CHOICE PEDIATRICS LOOP		20	2	9%	22
MIDDLETOWN MEDICAL P C		13	9	41%	22
NEUROINTERNATIONAL SARASOTA		20	2	9%	22
WASHINGTON COUNTY HEALTH DEPARTMENT		11	11	50%	22
MAKO MEDICAL		14	8	36%	22
WARDE MEDICAL LABORATORY		15	7	32%	22
KINDRED HOSPITAL CENTRAL TAMPA BLOOD GAS		22			22
SUNQUEST		3	19	86%	22
Lanier Rehab			22	100%	22
CORNERSTONE MEDICAL CARE OF BRANDON PL		19	3	14%	22
ROCKLEDEGE REGIONAL MEDICAL CENTER		17	5	23%	22
BROOKDALE UNIVERSITY HOSPITAL		21	1	5%	22
MINUTECLINIC DIAGNOSTIC OF NORTH CAROL		17	5	23%	22
APOLLO SURGERY CENTER		20	2	9%	22
UNIVERSITY MEDICAL CTR OF PRINCETON AT		20	2	9%	22
MAYO CLINIC JACKSONVILLE		1	21	95%	22
DIACARTA INC.		22			22
BAPTIST HEALTH SOUTH FLORIDA - WEST BOCA URGENT CARE			22	100%	22
SARASOTA MEMORIAL NURSING & REHABILITATION CTR		22			22
COLONY CARE CENTER		13	9	41%	22
Citymd Of Toms River		20	2	9%	22
MADISON COUNTY MEMORIAL HOSP		12	10	45%	22
FLORIDA PEDIATRICS		6	16	73%	22
GENTIVA HEALTH SERVICES CERTIFIED INC		22			22
WESTPAC LABS		1	21	95%	22
RIVERWOOD HEALTH NH LLC		22			22
TEN HEALTHCARE		6	16	73%	22
GOOD SAMARITAN HOSPITAL LABORATORY		19	3	14%	22
MONTEFIORE NEW ROCHELLE HOSPITAL		21	1	5%	22
WUESTHOFF MEDICAL CENTER-MELBOURNE			22	100%	22
MOBILE DIVISION LABORATORY		7	15	68%	22
FINLAY C. LABORATORY		3	19	86%	22
MILLENNIUM PHYSICIAN GROUP LLC		18	4	18%	22
ST JUDE CHILDRENS RESEARCH HOSPITAL		21			21
GENESIS DERMATOLOGY		19	2	10%	21
FLORIDA DEPARTMENT OF HEALTH IN TAYLOR COUNTY		16	5	24%	21
WINDERMERE MEDICAL CENTER		18	3	14%	21
UPMC CHAUTAUQUA AT WCA LABORATORY		20	1	5%	21
ROYAL CARE OF AVON PARK		18	3	14%	21
INTERNATIONAL MEDICAL LABORATORY INC		21			21
INSTITUTE OF PATHOLOGY KINGS COUNTY		21			21
PATHGROUP			21	100%	21
VALENCIA HOUSE ALF		21			21

COVID-19: testing by laboratory

Data through Jan 1, 2021 verified as of Jan 2, 2021 at 09:25 AM

Data in this report are provisional and subject to change.

The numbers in the table below represent the number of Florida and non-Florida residents for whom test results were received by the Department of Health. A person can be tested by more than one laboratory and can have both positive and negative results. **Therefore, the sum of the numbers in each column will be larger than the total number of people tested.**

Reporting lab	Inconclusive	Negative	Positive	Percent positive	Total
THE RESIDENCE AT TIMBER PINES		21			21
WEST BROWARD CARE CENTER		20	1	5%	21
AMERICAN ESOTERIC LABORATORIES		6	15	71%	21
MICHAEL J D'AMBROSE MD PA		19	2	10%	21
CLINICAL PATHOLOGY LABORATORIES SOUTHEAST			21	100%	21
NURSES HELPING HANDS INC ALF		21			21
HOLY NAME HOSPITAL LABORATORY		20	1	5%	21
GASTROENTEROLOGY ASSOCIATES OF PENSACOLA PA		20	1	5%	21
MOBILE MEDICAL ASSOCIATES PL		9	12	57%	21
BERNHARDT LABORATORIES		9	12	57%	21
CALHOUN COUNTY HEALTH DEPT		5	16	76%	21
LABORATORY ALLIANCE OF CENTRAL NEW YORK		20	1	5%	21
PANCARE HEALTH - BONIFAY K-8			21	100%	21
PSL NAPLES BH OPERATIONS, LLC		21			21
INNOVATION CLINICAL TRIALS, INC			21	100%	21
CHILDREN'S MEDICAL CENTER			21	100%	21
MORTON PLANT HOSPITAL NURSING			21	100%	21
PHYSICIANS STAT		2	19	90%	21
MEDICAL EXPRESS CORP		18	2	10%	20
MINUTECLINIC, LLC #08366		15	5	25%	20
MED PLUS FLORENCE		16	4	20%	20
GEORGE SAFRAN MD PC		18	2	10%	20
CENTRAL FLORIDA HEALTH CARE INC		2	18	90%	20
Wiregrass Rehabilitation Center and Nursing Home		20			20
INN AT ASTON GARDENS AT PELICAN POINTE,THE		20			20
HUNT CLUB PEDIATRIC ASSOCIATES LLC		19	1	5%	20
RESIDENCE AT BAY VUE		19	1	5%	20
220 GOLDEN, LLC		20			20
VETERANS AFFAIRS MEDICAL CENTER - NEW YORK HARBOR		19	1	5%	20
EPIC REFERENCE LABS INC			20	100%	20
MADISON COUNTY MEMORIAL HOSPITAL LABORATORY		14	6	30%	20
FLORIDA HOSPITAL LABS		11	9	45%	20
MINUTECLINIC LLC #6007		15	5	25%	20
ARDEN COURTS OF WINTER SPRINGS		18	2	10%	20
REDITUS LABORATORIES			20	100%	20
NORTH FLORIDA PEDIATRICS - JACKSONVILLE		18	2	10%	20
LAKE WORTH MANOR		19	1	5%	20
TGH MEDICAL GROUP LABORATORY CARROLLWOOD			20	100%	20
NORTH CAROLINA DEPARTMENT OF HEALTH & HUMAN SERVICES			20	100%	20
CHIPOLA MEDICAL ASSOCIATES		4	16	80%	20
BROWARD HEALTH IMPERIAL POINT NURSING			20	100%	20
POINT OF CARE CLINICS PRIMARY CARE		20			20
FLORIDA PEDIATRIC GROUP PA		19	1	5%	20
CARENOW - DOWNTOWN NORTH GULCH		20			20
BAY PEDIATRICS PA		18	2	10%	20
BOND AND STEELE CLINIC, PA		17	3	15%	20

COVID-19: testing by laboratory

Data through Jan 1, 2021 verified as of Jan 2, 2021 at 09:25 AM

Data in this report are provisional and subject to change.

The numbers in the table below represent the number of Florida and non-Florida residents for whom test results were received by the Department of Health. A person can be tested by more than one laboratory and can have both positive and negative results. **Therefore, the sum of the numbers in each column will be larger than the total number of people tested.**

Reporting lab	Inconclusive	Negative	Positive	Percent positive	Total
EMERITUS AT NAPLES	1	19			20
HEALTHY MINORS, LLC.		20			20
STETSON UNIVERSITY STUDENT HEALTH CENTER		3	17	85%	20
ROCKLEDGE FAMILY HEALTH			20	100%	20
ENGLEWOOD HOSPITAL AND MEDICAL CENTER		16	4	20%	20
POARCH BANC CREEK INDIANS TRIBAL HEALTH DEPARTMENT			20	100%	20
MINUTECLINIC DIAGNOSTIC OF NEW JERSEY		17	3	15%	20
HEARTLAND HEALTHCARE AND REHAB CENTER			20	100%	20
MINUTECLINIC DIAGNOSTIC OF NORTH CARO		19	1	5%	20
DESOTO PALMS ALF		20			20
CL BRUMBACK PRIMARY CARE CLINIC LANTANA		2	18	90%	20
HENDRY REGIONAL CORPORATE HEALTH			20	100%	20
CVS		1	19	95%	20
AVALON PARK RETIREMENT RESIDENCE		20			20
BETHUNE-COOKMAN UNIVERSITY		1	18	95%	19
CROSSROADS URGENT CARE		13	6	32%	19
NOVANT HEALTH		14	5	26%	19
LAKE REGIONAL URGENT CARE		1	18	95%	19
STONE WASH CLINICAL LABORATORIES		2	17	89%	19
ADVENT HEALTH EXPRESS		9	10	53%	19
MED HEALTH SERVICES		18	1	5%	19
LONG TERM CARE OF GULF BREEZE LLC		17	2	11%	19
AMMON ANALYTICAL LABORATORIES		17	2	11%	19
ACCESS 365 URGENT CARE		7	12	63%	19
LAB INTERMARKET FACILITY LAB		1	18	95%	19
ALAN A SMITH MD LLC		18	1	5%	19
NORTH CENTRAL BRONX HOSPITAL		18	1	5%	19
ST PETER'S BENDER LABORATORY		19			19
THE COMMONWEALTH OF MASSACHUSETTS			19	100%	19
JEFFERSON K-12, A SOMERSET SCHOOL- CLINIC		16	3	16%	19
HARBORCHASE OF WELLINGTON CROSSING		18	1	5%	19
BAYVIEW MEDICAL		19			19
GREEN GABLES ASSISTED LIVING FACILITY		19			19
WEINBERG VILLAGE		19			19
INTERCOASTAL MEDICAL GROUP			19	100%	19
COASTAL SKIN SURGERY AND DERMATOLOGY		13	6	32%	19
PALMS REHABILITATION AND HEALTHCARE CENTER		16	3	16%	19
INTEGRATED REGIONAL LABORATORIES - LARGO			19	100%	19
MINUTE CLINIC, LLC DBA MINUTECLINIC #4505		18	1	5%	19
SEVEN RIVERS REGIONAL MEDICAL CENTER		5	14	74%	19
PRIME CARE ONE LLC/HARBORCHASE OF VENICE			19	100%	19
ESOTERIX GENETIC LABORATORIES		16	3	16%	19
EMERGENCY PHYSICIANS MEDICAL CENTER LLC		10	9	47%	19
BRANDON COMMUNITY HEALTH CENTER		11	8	42%	19
NANO HEALTH ASSOCIATES LLC		19			19
TPCA CLINICAL LABORATORIES		15	3	17%	18

COVID-19: testing by laboratory

Data through Jan 1, 2021 verified as of Jan 2, 2021 at 09:25 AM

Data in this report are provisional and subject to change.

The numbers in the table below represent the number of Florida and non-Florida residents for whom test results were received by the Department of Health. A person can be tested by more than one laboratory and can have both positive and negative results. **Therefore, the sum of the numbers in each column will be larger than the total number of people tested.**

Reporting lab	Inconclusive	Negative	Positive	Percent positive	Total
FAMILY CARE CYPRESS CREEK		1	17	94%	18
DAVID LAWRENCE CENTER		15	3	17%	18
NO NAME		8	10	56%	18
CAREMED INTERNAL MEDICINE			18	100%	18
HARTFORD HOSPITAL ANCILLARY LAB		17	1	6%	18
MADISON CORE LABORATORIES		17	1	6%	18
GLEN COVE HOSPITAL		18			18
HARBOUR ISLAND PEDIATRICS		12	6	33%	18
GENERAL INTERNAL MEDICINE MEDICAL CTR CLINIC		13	5	28%	18
NORTH PINELLAS CHILDRENS MEDICAL CENTER			18	100%	18
PRIMECARE OF DOTHAN-DALEVILLE CLINIC		14	4	22%	18
ADVENTHEALTH EXPRESS CARE AT			18	100%	18
STEWART MEDICAL GROUP INC			18	100%	18
FAMILY CARE PARTNERS URGENT CARE LLC		13	5	28%	18
LIFE CARE CENTER OF JACKSONVILLE			18	100%	18
TOTAL RENAL LABORATORIES INC		13	5	28%	18
PROFESSIONAL URGENT CARE SERVICES		13	5	28%	18
CANTON-POTSDAM HOSPITAL LABORATORY		18			18
DCH REGIONAL MEDICAL CENTER LABORATORY		17	1	6%	18
MARATHON HEALTH FOR LIFE		16	2	11%	18
COLORADO DEPARTMENT OF HEALTH LABORATORY SERVICES DIVISION			18	100%	18
WALGREENS 9627		17	1	6%	18
JACKSON NORTH MEDICAL CENTER		2	16	89%	18
FLORIDA COMMUNITY HEALTH CENTER OF ST. LUCIE		1	17	94%	18
CONNECTDX		4	14	78%	18
ESTATES MEDICAL CENTER		12	6	33%	18
Hampton Court Nursing and Rehabilitation Center		17	1	6%	18
MEDEXPRESS URGENT CARE - BLOOMINGTON		16	2	11%	18
ASURANCE SCIENTIFIC LABORATORIES		18			18
URGENT CARE USA			18	100%	18
TIMBERLANE LODGE ALF	1	10	7	39%	18
ANDALUSIA HEALTH		9	9	50%	18
SAMFORD UNIVERSITY HEALTH SERVICES		17	1	6%	18
JOHNS HOPKINS CHILDREN'S HOSPITAL			18	100%	18
BROOKWOOD BAPTIST MEDICAL CENTER		17	1	6%	18
ASHTON PLACE	2	13	3	17%	18
CLERMONT ADVENTHEALTH CENTRA CARE			18	100%	18
XPRESS WELLNESS URGENT CARE			18	100%	18
MOORINGS PARK OAKSTONE AT GREY OAKS		17	1	6%	18
MIAMI CLINICAL RESEARCH CORP			18	100%	18
MARION COUNTY HEALTH DEPARTMENT		17	1	6%	18
ALABAMA CLINICS		8	10	56%	18
MORTON PLANT			18	100%	18
ST. JUDES LABORATORIES		12	5	29%	17
TALLAHASSEE DEVELOPMENTAL CENTER		17			17
APOLLO HEALTH & REHABILITATION		12	5	29%	17

COVID-19: testing by laboratory

Data through Jan 1, 2021 verified as of Jan 2, 2021 at 09:25 AM

Data in this report are provisional and subject to change.

The numbers in the table below represent the number of Florida and non-Florida residents for whom test results were received by the Department of Health. A person can be tested by more than one laboratory and can have both positive and negative results. **Therefore, the sum of the numbers in each column will be larger than the total number of people tested.**

Reporting lab	Inconclusive	Negative	Positive	Percent positive	Total
ASCENSION ST VINCENT'S PRIMARY CARE			17	100%	17
CONSOLIDATED LAB SERVICES		8	9	53%	17
EASTERN SHORE URGENT CARE		9	8	47%	17
COAST MED URGENT CARE		16	1	6%	17
Cleveland Clinic Laboratories		4	13	76%	17
TENNESSEE DEPARTMENT OF HEALTH		13	4	24%	17
WINTER PARK FAMILY PRACTICE LLC		17			17
UVMC MICROBIOLOGY		16	1	6%	17
OAKMONTE VILLAGE		16	1	6%	17
WIREGRASS CLINIC LLC		14	3	18%	17
UM MILLER SCHOOL OF MEDICINE			17	100%	17
CARE CENTERS OF NASSAU		16	1	6%	17
CARESPOT		1	16	94%	17
LABCORP BURLINGTON		4	13	76%	17
HEALTHCARE NOW			17	100%	17
JUPITER MEDICAL CENTER			17	100%	17
BAHIA OAKS LODGE		16	1	6%	17
MICHIGAN DEPARTMENT OF HEALTH AND HUMAN SERVICES			17	100%	17
KIVA AT CANTERBURY			17	100%	17
MICHELLE S PAGE MD PA		17			17
The Ponce Therapy Care Center		17			17
WALGREENS COVID-19		14	3	18%	17
WALGREEN EASTERN CO, INC		17			17
ST ELIZABETH MEDICAL CENTER LABORATORY		16	1	6%	17
MORRIS PARK URGENT CARE		13	3	19%	16
ASSISTED LIVING OF BROWARD		16			16
ADVENT HEALTH CENTRA CARE - LAKE BUENA VISTA			16	100%	16
STUART REHABILITATION AND HEALTHCARE		4	12	75%	16
BIOREFERENCE LABORATORIES INC		3	13	81%	16
URGENT CARE WEST CLINIC		14	2	13%	16
JOSEPH MIGNOGNA		13	3	19%	16
PANCARE HEALTH - JACKSON COUNTY		10	6	38%	16
ADVANCED EMURGENT CARE		8	8	50%	16
RITECARE MEDICAL CENTER			16	100%	16
SRMC AVALON		9	7	44%	16
MARION PEDIATRICS PA		13	3	19%	16
HOWARD BEACH URGENT CARE		16			16
MARTHA'S HOUSE & ASSISTED LIVING FACILITY		16			16
ALL PEDIATRIC CARE			16	100%	16
ARTHREX MEDICAL CENTER		10	6	38%	16
SOS MOBILE MEDICAL CARE LLC		14	2	13%	16
HEALTH CENTRAL HOSPITAL			16	100%	16
COUNTY OF LOS ANGELES			16	100%	16
REGENEXX TAMPA BAY		14	2	13%	16
HARMONY HEALTH OPCO, LLC		15	1	6%	16
DALE MEDICAL CENTER		11	5	31%	16

COVID-19: testing by laboratory

Data through Jan 1, 2021 verified as of Jan 2, 2021 at 09:25 AM

Data in this report are provisional and subject to change.

The numbers in the table below represent the number of Florida and non-Florida residents for whom test results were received by the Department of Health. A person can be tested by more than one laboratory and can have both positive and negative results. **Therefore, the sum of the numbers in each column will be larger than the total number of people tested.**

Reporting lab	Inconclusive	Negative	Positive	Percent positive	Total
ERIC C MARSHAL MD, PC DBA MINUTECLINIC		15	1	6%	16
BOZEMAN HEALTH DEACONESS HOSPITAL		13	3	19%	16
MEDEXPRESS - BLOOMIN BRANDS		4	12	75%	16
INTERNAL MEDICINE ASSOCIATES & SPECIALTIES INC		15	1	6%	16
CAPE CORAL HOSPITAL ABG LABORATORY		10	6	38%	16
XERA MED RESEARCH			16	100%	16
RESOLVE MOLECULAR DIAGNOSTICS		12	4	25%	16
PALMETTO PEDIATRICS			16	100%	16
FAST TRACK URGENT CARE CENTER - TYRONE			16	100%	16
MINUTE CLINIC DIAGNOSTIC OF SC, LLC #75		15	1	6%	16
URGENT CARE CLINIC OF LINCOLN		14	2	13%	16
BONIFAY NURSING AND REHABILITATION CENTER			16	100%	16
MILLENNIUM PHYSICIAN GRP LLC NAPLES PINE RIDGE			16	100%	16
CRUCIAL CARE		10	6	38%	16
KEYSTYLE LIVING LLC	1	15			16
ALL FLORIDA FAMILY & SPORTS MEDICINE		15	1	6%	16
DEPARTMENT OF HEALTH BUREAU OF FAMILY		16			16
FLAGLER HOSPITAL INC	2		14	88%	16
SUMTER PEDIATRICS		15			15
NEW YORK PRESBYTERIAN - ALLEN HOSPITAL		15			15
MARIANNA HEALTH AND REHABILITATION CENTER		15			15
ADVENT HEALTH - ZEPHYRHILLS			15	100%	15
LAKEVIEW HEALTH CARE SYSTEMS		4	11	73%	15
EASTLAKE PEDIATRICS - TRINITY		15			15
PROFESSIONAL PEDIATRICS		14	1	7%	15
Z UROLOGY		15			15
FAMILY CARE CENTER OF ARLINGTON		10	5	33%	15
FAST PACE MEDICAL CLINIC		14	1	7%	15
HELIX DIAGNOSTICS			15	100%	15
MILTON 4707		15			15
MINUTECLINIC DIAGNOSTIC OF KANSAS, PA		14	1	7%	15
HODGES CLUSTER		2	13	87%	15
MEADOWCREST MOLECULAR DIAGNOSTICS, LLC			15	100%	15
KEY WEST MEDICAL CENTER	1	14			15
DIATHERIX		13	2	13%	15
HUNT CLUB MEDICAL		12	3	20%	15
ORLANDO HEALTH		2	13	87%	15
LONG BEACH URGENT CARE		15			15
ADIRONDACK MEDICAL CENTER		15			15
SPEARHEAD MEDICAL			15	100%	15
NOVANT HEALTH GOHEALTH URGENT CARE-HARRISBURG		8	7	47%	15
UAH STUDENT HEALTH CENTER		10	5	33%	15
HOLLEY-NAVARRE MEDICAL CLINIC		5	10	67%	15
FORT SANDERS REGIONAL LABORATORY		15			15
LAKE PLACID HEALTH AND REHABILITATION			15	100%	15
AURORA DIAGNOSTICS		3	12	80%	15

COVID-19: testing by laboratory

Data through Jan 1, 2021 verified as of Jan 2, 2021 at 09:25 AM

Data in this report are provisional and subject to change.

The numbers in the table below represent the number of Florida and non-Florida residents for whom test results were received by the Department of Health. A person can be tested by more than one laboratory and can have both positive and negative results. **Therefore, the sum of the numbers in each column will be larger than the total number of people tested.**

Reporting lab	Inconclusive	Negative	Positive	Percent positive	Total
TELEVISIT MALABAR PEDIATRICS		5	10	67%	15
WEISS PEDIATRIC CARE LLC		14	1	7%	15
NEWYORK-PRESBYTERIAN/ LAWRENCE HOSPITAL LABORATORY		13	2	13%	15
ST CATHERINE OF SIENA HOSPITAL		14	1	7%	15
UNION CHD		14	1	7%	15
THE CANOPY AT HARPER LAKE	1		14	93%	15
PINES NURSING HOME		14	1	7%	15
SINAI HOSPITAL OF BALTIMORE		15			15
ARBOR TERRACE ORTEGA LLC		14			14
ROADS PEDIATRICS,LLC		13	1	7%	14
M&V SAN JOSE MEDICAL CENTER			14	100%	14
ABSOLUTE GENOMICS		7	7	50%	14
FLORIDA HOSPITAL WINTER GARDEN		13	1	7%	14
EPIPHANY HEALTH		8	6	43%	14
ASTORIA HEALTH AND REHABILITATION CENTER		13	1	7%	14
ALAN L MELOTEK MD		14			14
CARESPOT OF NOCATEE			14	100%	14
NORTHWESTERN MEMORIAL HOSPITAL			14	100%	14
SUMMIT MEDICAL GROUP - 75 E NORTHFIELD		12	2	14%	14
Salerno Bay Health & Rehabilitation Center		11	3	21%	14
LIGHTHOUSE PEDIATRICS OF NAPLES		10	4	29%	14
BIO-TECH CLINICAL LABORATORIES INC		14			14
HALIFAX HEALTH URGENT CARE		2	12	86%	14
ST VINCENT'S EAST		13	1	7%	14
SIGNATURE HEALTHCARE OF ORANGE PARK		14			14
PALMS MEDICAL GROUP - LAKE CITY WEST		3	11	79%	14
FUNGAL REFERENCE LABORATORY		12	2	14%	14
BOCA SIMON		2	12	86%	14
GRAND VILLA OF ST. PETERSBURG		12	2	14%	14
OCEANSIDE URGENT CARE		14			14
COOPER HEALTHCARE		14			14
OSCEOLA ALF OPERATOR, LLC DBA□		14			14
MINUTECLINIC DIAGNOSTIC OF ILLINOIS L		12	2	14%	14
SHELBY BAPTIST MEDICAL CENTER		9	5	36%	14
WELLINGTON FAMILY PRACTICE		13	1	7%	14
HORIZON ALF		14			14
SYNIVERSE WELLNESS CENTER		12	2	14%	14
PONCE PLAZA NURSING & REHAB CENTER		3	11	79%	14
BENTON HOUSE OF PORT ORANGE		8	6	43%	14
HEALTHFIRST ADVENT HEALTH CENTRA CARE COCOA BEACH			14	100%	14
ROBERT WOOD JOHNSON UNIVERSITY HOSP		12	2	14%	14
PROMEDICA LABORATORIES		11	3	21%	14
COMMUNITY MEDICAL CARE CENTER INC			14	100%	14
POLK CHD BARTOW		13	1	7%	14
ROSLYN URGENT CARE		14			14
NEW YORK METHODIST HOSPITAL		13	1	7%	14

COVID-19: testing by laboratory

Data through Jan 1, 2021 verified as of Jan 2, 2021 at 09:25 AM

Data in this report are provisional and subject to change.

The numbers in the table below represent the number of Florida and non-Florida residents for whom test results were received by the Department of Health. A person can be tested by more than one laboratory and can have both positive and negative results. **Therefore, the sum of the numbers in each column will be larger than the total number of people tested.**

Reporting lab	Inconclusive	Negative	Positive	Percent positive	Total
EXPRESS FAMILY CARE LLC			14	100%	14
SHORE MEMORIAL HOSPITAL		13	1	7%	14
VIRTUA		12	2	14%	14
MEDEMERGE		13	1	7%	14
Belleair Healthcare Center		8	6	43%	14
MISIR DRUGS LLC		9	5	36%	14
JESSIE TRICE COMMUNITY HEALTH SYSTEM, INC		1	13	93%	14
OKEECHOBEE HEALTHCARE FACILITY			14	100%	14
TOTTENVILLE CIRCLE URGENT CARE		14			14
THOMAS INTERNAL MEDICINE		13	1	7%	14
BROOKDALE BRANDON	1	13			14
ST JOSEPH HOSPITAL		13	1	7%	14
ADVANCED URGENT CARE		12	2	14%	14
49D2045214PHYSICIAN OFFICE WAIVER MEDEXPRESS URGENT CARE - HARRISONBU		6	8	57%	14
BAPTIST MEMORIAL HEALTH CARE		11	2	15%	13
MEDEXPRESS URGENT CARE LEWISBURG		13			13
BAPTIST MEDICAL CENTER EAST		10	3	23%	13
COLLEGE POINT URGENT CARE		12	1	8%	13
GLEN OAKS URGENT CARE		13			13
CVS MINUTE CLINIC DIAGNOSTIC OF NORTH CAROL		12	1	8%	13
KRYSTAL BAY NURSING AND REHABILITATION		10	3	23%	13
CLEVELAND CLINIC			13	100%	13
ALTAMONTE MD			13	100%	13
Sunnyside Care Center		13			13
CLINICAL LABORATORY SERVICES			13	100%	13
Gabisa Medical LLC		13			13
RIVERSIDE COTTAGES AT THE SHORES, LLC			13	100%	13
BROOKDALE DELAND			13	100%	13
CORE LABORATORY		1	12	92%	13
SPRINGWOOD COURT		8	5	38%	13
PHELPS HOSPITAL LABORATORY		11	2	15%	13
SHELBY COUNTY HEALTH CARE CORPORATION		10	3	23%	13
SACRED HEART HEALTH SYSTEM INC		12	1	8%	13
VILLA OF KINGS AND QUEENS OF DELRAY		13			13
BAY STREET PHARMACY		13			13
FORT WALTON BEACH DEVELOPMENTAL CENTER		12	1	8%	13
CAMPBELL URGENT CARE			13	100%	13
SOUTH NASSAU COMMUNITIES HOSPITAL		10	3	23%	13
ESCAMBIA COMMUNITY CLINIC		2	11	85%	13
HUNTINGTON STATION URGENT CARE		12	1	8%	13
SUPERIOR RESIDENCES OF LECANTO			13	100%	13
UNIVERSITY LAB			13	100%	13
IN-OFFICE LAB		12	1	8%	13
MERCY MEDICAL URGENT CARE CENTER INC		2	11	85%	13
EAR NOSE & THROAT ASSOCIATES OF MANATEE PA		13			13
FLORIDA STATE HOSPITAL			13	100%	13

COVID-19: testing by laboratory

Data through Jan 1, 2021 verified as of Jan 2, 2021 at 09:25 AM

Data in this report are provisional and subject to change.

The numbers in the table below represent the number of Florida and non-Florida residents for whom test results were received by the Department of Health. A person can be tested by more than one laboratory and can have both positive and negative results. **Therefore, the sum of the numbers in each column will be larger than the total number of people tested.**

Reporting lab	Inconclusive	Negative	Positive	Percent positive	Total
OPIS ISLAND LAKE CENTER		13			13
Cross Care Center			13	100%	13
BROOKDALE CANOPY OAKS			13	100%	13
HUDSON VALLEY HOSPITAL CENTER LABORATORY		12	1	8%	13
GRACE MEDICAL HOME		11	2	15%	13
MORNINGSIDE MANOR & VILLA ADULT CARE C		13			13
FAMILY AND INTERNAL MEDICINE AT AVALON PARK		11	2	15%	13
ROCKLEDGE		3	10	77%	13
PROFESSIONAL PARK PEDIATRICS PA			13	100%	13
DYNAMIC DNA LAB		1	12	92%	13
JOSEPH SCHENKER MD PC DBA CENTERS URGENT		11	2	15%	13
JUST FOR KIDS PEDIATRICS		5	8	62%	13
MEDEXPRESS URGENT CARE, MOON TOWNSHIP		13			13
SUNSHINE ASSISTED LIVING		13			13
TOTAL ACCESS URGENT CARE			13	100%	13
REGENCY OAKS HEALTH CENTER		11	2	15%	13
REGENCY SQUARE MALL - SEARS		2	11	85%	13
PRATTVILLE BAPTIST HOSPITAL		11	2	15%	13
SOUTHEAST FAMILY HEALTHCARE CENTER			13	100%	13
PARKWEST MEDICAL CENTER		11	2	15%	13
GULFSIDE HOSPICE INC		10	3	23%	13
LUCID DIAGNOSTICS LABS			13	100%	13
MD BEAUTY LABS, PA		12	1	8%	13
THE TRADITION OF THE PALM BEACHES		13			13
CENTER ONE SURGERY CENTER		9	4	31%	13
GROWING TOGETHER PEDIATRICS, LLC		10	3	23%	13
ROWLETT MIDDLE ACADEMY		11	2	15%	13
AUBURN COMMUNITY HOSPITAL		12	1	8%	13
BROOKLYN HOSPITAL CENTER DOWNTOWN CAMPUS		13			13
HEALTH MED CENTERS		13			13
MARQUES PEDIATRICS			12	100%	12
MAITLAND PRIMARY CARE		9	3	25%	12
CVS MINUTE CLINIC DIAGNOSTIC OF TEXAS LLC		9	3	25%	12
Consulate Health Care of Jacksonville			12	100%	12
LONG ISLAND JEWISH VALLEY STREAM		12			12
MINUTECLINIC, LLC # 4469		11	1	8%	12
GLEN OAKS HEALTH AND REHABILITATION CENTER			12	100%	12
MINUTECLINIC DIAGNOSTICS MEDICAL GROUP		12			12
INNOVATIVE RESEARCH OF WEST FLORIDA		9	3	25%	12
STATEN ISLAND UNIVERSITY HOSPITAL		11	1	8%	12
FLORIDA DEPT OF HEALTH		4	8	67%	12
COLLIER BLVD HMA PHYSICIAN MANAGEMENT LLC		12			12
WORLD WRESTLING ENTERTAINMENT			12	100%	12
BROOKDALE PADDOCK HILLS		12			12
MCWHORTER SCHOOL OF PHARMACY		12			12
MINUTECLINIC DIAGNOSTIC OF RHODE ISLAND, LLC #590		12			12

COVID-19: testing by laboratory

Data through Jan 1, 2021 verified as of Jan 2, 2021 at 09:25 AM

Data in this report are provisional and subject to change.

The numbers in the table below represent the number of Florida and non-Florida residents for whom test results were received by the Department of Health. A person can be tested by more than one laboratory and can have both positive and negative results. **Therefore, the sum of the numbers in each column will be larger than the total number of people tested.**

Reporting lab	Inconclusive	Negative	Positive	Percent positive	Total
NEMOURS CHILDREN'S URGENT CARE, ORLANDO - WATERFORD LAKES			12	100%	12
STEWART MELBOURNE HOSPITAL, INC	1		11	92%	12
BARNETT PARK			12	100%	12
OLIVE BRANCH HEALTH AND REHABILITATION CENTER			12	100%	12
FAMILY CARE			12	100%	12
NORTHWEST FLORIDA SLEEP			12	100%	12
BROWARD DIALYSIS			12	100%	12
ODYSSEY HEALTHCARE OF MARION COUNTY, LLC		12			12
DEPT OF VA MEDICAL CENTER - BAY PINES			12	100%	12
CHILDRENS MEDICAL CENTER			12	100%	12
MERCY MEDICAL CENTER		5	7	58%	12
Baldwin Pediatrics		12			12
LEON CHD		12			12
MI2297090CV HOLLAND-23D2189684		12			12
SOUTHCOR LABORATORY		2	10	83%	12
SOUTHEASTERN OUTPATIENT SURGERY CENTER		12			12
WALGREEN		4	8	67%	12
COMPREHENSIVE CHILDCARE ASSOCIATES		8	4	33%	12
UR CARE FAMILY AND SPORTS MEDICINE			12	100%	12
SUMMIT ATLANTIC SURGERY CENTER		12			12
WOODHOUSE INC		12			12
AMELIA ASSISTED LIVING FACILITY		12			12
CARDIOLOGY AND MEDICINE ASSOCIATES INC		12			12
MONTEFIORE ST LUKE'S CORNWALL HOSPITAL		9	3	25%	12
SANIBEL INTERNAL MEDICINE, LLC		10	2	17%	12
JEFFERSON COUNTY HEALTH DEPARTMENT-MONTICELLO		7	5	42%	12
TLC FAMILY CARE HOME INC		12			12
MERIDIAN AT WATERWAYS, THE		10	2	17%	12
ROCKLAND URGENT CARE FAMILY HEALTH NP		12			12
BETHESDA HEALTH PHYSICIAN GROUP INC			12	100%	12
FHCP-PORT ORANGE		3	9	75%	12
MASSACHUSETTS GENERAL HOSPITAL		1	11	92%	12
ACADIAN DIAGNOSTIC LABORATORIES		8	4	33%	12
FLUSHING HOSPITAL MEDICAL CENTER		9	3	25%	12
MINUTECLINIC DIAGNOSTIC OF MICHIGAN		11	1	8%	12
MELBOURNE FAMILY PRACTICE		11	1	8%	12
FLORIDA DEPARTMENT OF HEALTH IN HILLSBOROUGH COUNTY			12	100%	12
APPLE DIAGNOSTICS LAB		5	7	58%	12
LIFE CARE OF PORT SAINT LUCIE		3	9	75%	12
BLISS HEALTHCARE SERVICES		1	11	92%	12
MACKOUL PEDIATRICS FORT MYERS			12	100%	12
VERITAS RESEARCH CORP			12	100%	12
FLORIDA ATLANTIC UNIVERSITY		10	2	17%	12
UC HEALTH UNIVERSITY HOSPITAL		10	2	17%	12
NAPLES GREEN VILLAGE		12			12
NCHD		3	9	75%	12

COVID-19: testing by laboratory

Data through Jan 1, 2021 verified as of Jan 2, 2021 at 09:25 AM

Data in this report are provisional and subject to change.

The numbers in the table below represent the number of Florida and non-Florida residents for whom test results were received by the Department of Health. A person can be tested by more than one laboratory and can have both positive and negative results. **Therefore, the sum of the numbers in each column will be larger than the total number of people tested.**

Reporting lab	Inconclusive	Negative	Positive	Percent positive	Total
BVL PEDIATRICS		12			12
VPA PC LAB		12			12
MAINSTREET FAMILY SELECT		1	11	92%	12
PANCARE HEALTH - BAY COUNTY - YOUNGSTOWN		11	1	8%	12
IREPERTOIRE_MOL_LAB		12			12
MD PLUS URGENT CARE, LLC			12	100%	12
PHYSICIANS CARE		10	2	17%	12
S-H THIRTY FIVE OPCO - ORANGE CITY, LLC		10	2	17%	12
ST PETER'S UNIVERSITY HOSPITAL		9	3	25%	12
ORANGE REGIONAL MEDICAL CENTER LABORATORY		10	2	17%	12
ADVENT HEALTH - KISSIMMEE		3	9	75%	12
BARTON FAMILY PRACTICE		7	4	36%	11
RAINBOW PEDIATRICS			11	100%	11
MEDICAL CENTER AFFILIATES WEST PALM			11	100%	11
COLORADO DEPARTMENT OF PUBLIC HEALTH AND ENVIRONMENT			11	100%	11
DMH STEINHATCHEE FAMILY MEDICINE		8	3	27%	11
PATHLINE			11	100%	11
SUNCOAST URGENT CARE			11	100%	11
BAPTIST PRIMARY CARE PONTE VEDRA		6	5	45%	11
CAREHERE- LCS LEESBURG			11	100%	11
Citymd Of Lacey		10	1	9%	11
AIM LABORATORIES			11	100%	11
MINUTECLINIC DIAGNOSTIC OF PENNSYLVANI		11			11
IMA MEDICAL CENTER		4	7	64%	11
CHARLOTTE CHD PORT CHARLOTTE		10	1	9%	11
VIRTUA WEST JERSEY HOSPITAL VOORHEES		9	2	18%	11
TOWERS HOME CARE		11			11
BOND CLINIC DR ELDEEB		1	10	91%	11
Wesley Place on Honeysuckle		9	2	18%	11
TREASURE COAST URGENT CARE			11	100%	11
WINTER PARK CARE AND REHABILITATION			11	100%	11
BHA CENTRAL COUNTY CLINIC		1	10	91%	11
LYSTER ACH FT RUCKER AL		10	1	9%	11
MINUTECLINIC, LLC, DBA MINUTECLINIC #2544		10	1	9%	11
AVOW HOSPICE INC		11			11
BAYCARE HEALTH SYSTEMS		1	10	91%	11
SEMorAN FAMILY HEALTH LLC		10	1	9%	11
MINUTECLINIC DIAGNOSTIC OF NORTH CAROLINA		11			11
MINUTECLINIC DIAGNOSTIC OF NORTH CAROLINA PC		9	2	18%	11
BRYAN WHITFIELD MEMORIAL HOSPITAL		7	4	36%	11
The Waterford		11			11
TRINITY MEDICAL ASSOCIATES LLC			11	100%	11
FIRST CHOICE PEDIATRICS INC		10	1	9%	11
INN AT LAKE SEMINOLE SQUARE, THE		11			11
TROPICANA		5	6	55%	11
LAKELAND HILLS CENTER		4	7	64%	11

COVID-19: testing by laboratory

Data through Jan 1, 2021 verified as of Jan 2, 2021 at 09:25 AM

Data in this report are provisional and subject to change.

The numbers in the table below represent the number of Florida and non-Florida residents for whom test results were received by the Department of Health. A person can be tested by more than one laboratory and can have both positive and negative results. **Therefore, the sum of the numbers in each column will be larger than the total number of people tested.**

Reporting lab	Inconclusive	Negative	Positive	Percent positive	Total
MHHS All Lab Subsection		11			11
BASSETTI & ASSOCIATES, MD, PA			11	100%	11
MINUTECLINIC, LLC, DBA MINUTECLINIC #5		10	1	9%	11
CARE FAST MURABELLA		7	4	36%	11
MINUTECLINIC MINUTECLINIC #8746		11			11
UMHC/SYLVESTER AT KENDALL		1	10	91%	11
FORT HAMILTON URGENT CARE		11			11
WACO HHSSURGEWACO	1	9	1	9%	11
LAB UNKNOWN			11	100%	11
SAFARI PEDIATRICS PA		10	1	9%	11
Bon Secours Maria Manor		8	3	27%	11
ELITE HOME HEALTH SERVICES		11			11
NORTHERN WESTCHESTER HOSPITAL LABORATORY		9	2	18%	11
PALM BEACH PATHOLOGY		9	2	18%	11
NIGHT LITE PEDIATRICS CENTER, LLC		1	10	91%	11
PROHEALTH CARE ASSOCIATES MOBILE		9	2	18%	11
UNIVERSITY CENTRA CARE		10	1	9%	11
PRIMECARE ACQUISITION FAMILY PRACTICE INC		11			11
QUOTIENT SCIENCES LABS LLC			11	100%	11
PINELLAS COUNTY HEALTH DEPARTMENT		2	9	82%	11
LEHIGH VALLEY HOSPITAL		3	8	73%	11
St. Annes Nursing Center, St. Annes Residence, Inc.		11			11
THE TERRACE OF SAINT CLOUD		9	2	18%	11
DARDEN WELLNESS CENTER		9	2	18%	11
ADVENTHEALTH MEDICAL GROUP FAMILY MEDICINE		11			11
MORTON PLANT MEASE			11	100%	11
BLOUNT MEMORIAL HOSPITAL		10	1	9%	11
MAGNOLIA PEDIATRICS		2	9	82%	11
MINUTECLINIC DIAGNOSTIC OF TN PC #378		10	1	9%	11
HIALEAH HOSPITAL RESPIRATORY DEPT			11	100%	11
STERLING HOUSE OF PUNTA GORDA		10			10
RAINBOW PEDIATRIC CENTER		2	8	80%	10
BROWARD HEALTH CARE			10	100%	10
OHIO STATE UNIVERSITY MEDICAL CENTER			10	100%	10
CORONA PATHOLOGY		10			10
TENNESSEE DEPARTMENT OF HEALTH (TDH) - CENTRAL LABORATORY		2	8	80%	10
Lady Lake Specialty Care			10	100%	10
MID FLORIDA PATHOLOGY LLC		9	1	10%	10
MINIMALLY INVASIVE VASCULAR INC		10			10
HCR MANORCARE		10			10
REDMED CLINIC OF ARLINGTON		9	1	10%	10
BRIDGEWAY HEALTH CLINICS INC			10	100%	10
EMERALD COAST HOSPICE - CRESTVIEW		10			10
PBC PREMIER FAMILY HEALTH			10	100%	10
APPALACHIAN REGIONAL HEALTHCARE SYSTEM		10			10
GADSDEN REGIONAL MEDICAL CENTER		10			10

COVID-19: testing by laboratory

Data through Jan 1, 2021 verified as of Jan 2, 2021 at 09:25 AM

Data in this report are provisional and subject to change.

The numbers in the table below represent the number of Florida and non-Florida residents for whom test results were received by the Department of Health. A person can be tested by more than one laboratory and can have both positive and negative results. **Therefore, the sum of the numbers in each column will be larger than the total number of people tested.**

Reporting lab	Inconclusive	Negative	Positive	Percent positive	Total
OCALA OAKS REHABILITATION CENTER		7	3	30%	10
VASCONCELLO COHEN MD PA		9	1	10%	10
COVANCE CENTRAL LABORATORY			10	100%	10
MID-FLORIDA PATHOLOGY, LLC		10			10
BELLEVUE HOSPITAL CENTER DEPARTMENT		10			10
BEAUMONT LABORATORY			10	100%	10
ALCOVE ASSISTED LIVING FACILITY		10			10
ROBERT H JENKINS JR VETERANS' DOMICILIARY HOME OF		9	1	10%	10
ADVENT HEALTH - WINTER HAVEN		6	4	40%	10
Summit Medical Group Westfield Lab		10			10
BUREAU OF PUBLIC HEALTH		1	9	90%	10
CBC LAB		3	7	70%	10
AVANTE ST CLOUD		7	3	30%	10
PANCARE HEALTH - WEWA ELEMENTARY			10	100%	10
URGENT CARE CENTER AT PINNACLE		4	6	60%	10
WATSON HEALTHCARE		7	3	30%	10
INTERMOUNTAIN CENTRAL LAB		1	9	90%	10
GENESIS		7	3	30%	10
MEDEXPRESS URGENT CARE - ROBINSON TWP, STEUBENVILLE PIKE		10			10
COMMUNITY HEALTH CENTER		2	8	80%	10
CARENOW URGENT CARE-BRENTWOOD		8	2	20%	10
EMERALD COAST PEDIATRICS			10	100%	10
EAR NOSE AND THROAT ASSOCIATES OF MANATEE, P.A.		7	3	30%	10
MINUTECLINIC DIAGNOSTIC PA		10			10
JFK MEDICAL CENTER NORTH LAB		1	9	90%	10
BOCA RATON REGIONAL HOSPITAL LAB			10	100%	10
SOUTHEASTERN LABORATORY			10	100%	10
Hialeah Nursing And Rehabilitation Center		6	4	40%	10
HORIZON MEDICAL GROUP		8	2	20%	10
GERALD J KIVETT MD		10			10
NAPHCARE, INC.			10	100%	10
CREATIVE TESTING SOLUTIONS		3	7	70%	10
VALLEY IMMEDIATE CARE		8	2	20%	10
81ST MEDICAL GROUP			10	100%	10
NORTH OKALOOSA PHYSICIAN GROUP		10			10
GRAND VILLA OF DELAND		9	1	10%	10
JOSEF SCHENKER MD PC		10			10
AMBRY GENETICS CORPORATION		10			10
METHODIST MEDICAL CENTER		7	3	30%	10
MEDEX REGIONAL LABORATORIES LLC		1	9	90%	10
ONEIDA HEALTHCARE CENTER		8	2	20%	10
MEDEXPRESS URGENT CARE - SEMINOLE SQUA		9	1	10%	10
Jupiter Medical Center Pavilion		9	1	10%	10
MARKET STREET VIERA		10			10
UNIVERSITY HOSPITAL UC HEALTH		6	4	40%	10
MEDEXPRESS URGENT CARE - TIMBERLAKE		10			10

COVID-19: testing by laboratory

Data through Jan 1, 2021 verified as of Jan 2, 2021 at 09:25 AM

Data in this report are provisional and subject to change.

The numbers in the table below represent the number of Florida and non-Florida residents for whom test results were received by the Department of Health. A person can be tested by more than one laboratory and can have both positive and negative results. **Therefore, the sum of the numbers in each column will be larger than the total number of people tested.**

Reporting lab	Inconclusive	Negative	Positive	Percent positive	Total
MEDICAL LABORATORY DIAGNOSTICS			10	100%	10
CAREATC			10	100%	10
MEDEXPRESS URGENT CARE-ALTOONA		9	1	10%	10
PANCARE HEALTH - VERNON ELEMENTARY			10	100%	10
BROOKDALE PANAMA CITY		9	1	10%	10
MINUTECLINIC #8699		7	3	30%	10
NEW JERSEY DEPARTMENT OF HEALTH COMMUNICABLE DISEASE SERVICE		3	7	70%	10
LAKE NONA MEDICAL SERVICES		3	7	70%	10
BIOTECH CLINICAL LABORATORIES, INC.		1	9	90%	10
LAKE BALDWIN CBOC		9	1	10%	10
MEDEXPRESS URGENT CARE PARKERSBURG		8	2	20%	10
WALGREENS 4915		9	1	10%	10
ARNOT OGDEN MEDICAL CENTER LABORATORY		10			10
VETERNANS ADMINISTRATION			10	100%	10
DESOTO HEALTH AND REHAB LLC		6	3	33%	9
ARDEN COURTS OF PALM HARBOR			9	100%	9
MOUNT DORA PEDIATRICS		8	1	11%	9
RICHMOND UNIVERSITY MEDICAL CENTER		7	2	22%	9
NORTHBROOK CENTER FOR □		8	1	11%	9
LPG PEDIATRICS AT PAGE FIELD		9			9
Maury Regional Hospital		6	3	33%	9
TMH PHYSICIAN PARTNERS - MONTICELLO		8	1	11%	9
NORTHSHORE UNIVERSITY HEALTHSYSTEM EVANSTON HOSPITAL LAB			9	100%	9
MIDMICHIGAN MEDICAL CENTER			9	100%	9
GENTIVA HEALTH SERVICES		8	1	11%	9
VILLAGE PLACE HEALTH AND REHAB		9			9
STATEN ISLAND UNIVERSITY HOSPITAL SEGUINE AVE		9			9
ADVENTHEALTH MEDICAL GROUP CARE CLINIC AT		7	2	22%	9
FAMILY MEDICINE AT HUNTERS CREEK		9			9
LAKE NONA MEDICAL SERVICE LLC		9			9
STAT ONE URGENT CARE CENTER			9	100%	9
CHILDREN'S HEALTH CENTER INC.		7	2	22%	9
MINUTECLINIC DIAGNOSTIC OF MICHIGAN PC		9			9
OUR HOME AT BEACON HILL			9	100%	9
ANY LAB TEST NOW INC			9	100%	9
ADVENT HEALTH - DELTONA ER		1	8	89%	9
BAYONET POINT HOSPITAL			9	100%	9
MAINSTREET FAMILY CARE			9	100%	9
ALBIBI		1	8	89%	9
WELLMED AT SOUTH PARSONS		8	1	11%	9
PARROTT MEDICAL CLINIC			9	100%	9
CARENOW URGENT CARE-MT JULIET		8	1	11%	9
RIVERSIDE MEDICAL GROUP		8	1	11%	9
SAN JOSE SENIOR CARE LLC		6	3	33%	9
HOLIDAY MEDICAL ASSOCIATES		1	8	89%	9
CYPRESS POINT LIVING, LLC		7	2	22%	9

COVID-19: testing by laboratory

Data through Jan 1, 2021 verified as of Jan 2, 2021 at 09:25 AM

Data in this report are provisional and subject to change.

The numbers in the table below represent the number of Florida and non-Florida residents for whom test results were received by the Department of Health. A person can be tested by more than one laboratory and can have both positive and negative results. **Therefore, the sum of the numbers in each column will be larger than the total number of people tested.**

Reporting lab	Inconclusive	Negative	Positive	Percent positive	Total
MINUTE CLINIC DIAGNOSTIC OF VIRGINIA		6	3	33%	9
URGENT TEAM		7	2	22%	9
NATURE COAST REGIONAL MEDICAL CENTER			9	100%	9
WADSWORTH CENTER - DAVID AXELROD INSTITUTE		8	1	11%	9
BAYA URGENT CARE LLC		1	8	89%	9
PRECISION GENETICS			9	100%	9
FIRST CHOICE PEDIATRICS WINTER SPRINGS		9			9
PEDIATRIC HEALTH CARE ALLIANCE			9	100%	9
PLYMOUTH HARBOR INCORPORATED		9			9
BARNES HEALTHCARE OF FLORIDA LLC		9			9
OCOEE PEDIATRICS		8	1	11%	9
HAZELDEN FLORIDA		9			9
CARENOW URGENT CARE - EAST NASHVILLE		8	1	11%	9
UNAVAILABLE/UNKNOWN/NO INFORMATION FOUND			9	100%	9
SIGMUND LABS LLC		9			9
ISLAND LAKE CENTER		4	5	56%	9
PATEL MEDICAL VENTURES		8	1	11%	9
ILLINOIS DEPT OF PUBLIC HEALTH LAB - SPRINGFIELD			9	100%	9
GCPM MANUAL MICROBIOLOGY		1	8	89%	9
WELLMED AT LAKE COPELAND		5	4	44%	9
SAMARITAN MEDICAL CENTER		9			9
BAYFRONT HEALTH ST PETERSBURG		8	1	11%	9
AVALON FAMILY RESORT ASSISTED LIVING LLC		9			9
LIFE CARE CENTER OF PORT ST. LUCIE		6	3	33%	9
DUVAL PHARMACY		5	4	44%	9
PRIMARY CARE MEDICINE		8	1	11%	9
NEMOURS CHILDREN'S PRIMARY CARE VERO BEACH			9	100%	9
OMNI			9	100%	9
MOSOLF PEDIATRICS			9	100%	9
MD NOW MEDICAL CENTERS INC			9	100%	9
CHEMISYS LABORATORIES		1	8	89%	9
PREMIER LABORATORY SERVICES, LLC		5	4	44%	9
FLORIDA ENDOSCOPY & SURGERY CTR LLC		9			9
MOLECULAR PATHOLOGY LABORATORY			9	100%	9
WHITE SANDS OUTPATIENT SERVICES (WSOP SERVICES LLC		8			8
MEADOWCREST FAMILY PHYSICIANS PA			8	100%	8
MINUTE CLINIC DIAGNOSTIC OF NEW JERSEY		8			8
CIAN DIAGNOSTICS			8	100%	8
UNIVERSITY MEDICAL CENTER		8			8
CONSULATE HEALTH CARE		7	1	13%	8
CARROLL GARDENS URGENT CARE		8			8
BAY REGIONAL URGENT CARE		1	7	88%	8
EMERGENCY MEDICAL CENTER		3	5	63%	8
BLOCK NATION CHASE		4	4	50%	8
LIFE CARE CITRUS COUNTY			8	100%	8
LUTHERAN HAVEN ASSISTED LIVING		8			8

COVID-19: testing by laboratory

Data through Jan 1, 2021 verified as of Jan 2, 2021 at 09:25 AM

Data in this report are provisional and subject to change.

The numbers in the table below represent the number of Florida and non-Florida residents for whom test results were received by the Department of Health. A person can be tested by more than one laboratory and can have both positive and negative results. **Therefore, the sum of the numbers in each column will be larger than the total number of people tested.**

Reporting lab	Inconclusive	Negative	Positive	Percent positive	Total
GENEUS DIAGNOSTICS			8	100%	8
ADVANCED DIAGNOSTIC LABORATORY		1	7	88%	8
WALK IN URGENT CARE			8	100%	8
CVS MINUTE CLINIC DIAGNOSTIC OF WISCONSIN		8			8
AVENTURA HOSPITAL AND MEDICAL CENTER			8	100%	8
SAMARITAN HOSPITAL LABORATORY		7	1	13%	8
BARTON PARKER OD PC		8			8
MID-HUDSON VALLEY DIVISION OF WESTCHESTER MEDICAL		8			8
MEDEXPRESS URGENT CARE-LATROBE		8			8
ACCESS PHARMACY		8			8
BAY BREEZE HEALTH AND REHABILITATION CENTER		6	2	25%	8
X-GENE MOLECULAR LABS		1	7	88%	8
PASSPORT HEALTH OF TAMPA BAY		8			8
CVS MINUTE CLINIC, LLC		6	2	25%	8
COLLIER COUNTY HEALTH DEPT.		4	4	50%	8
MEDEXPRESS URGENT CARE - PANTOPS		7	1	13%	8
SYLVESTER AT PLANTATION LABORATORY		7	1	13%	8
GOLISANO CHILDREN'S HOSPITAL OF SOUTHWEST FLORIDA		6	2	25%	8
ADVENT HEALTH - FOUR CORNERS ER		8			8
INTERNAL MEDICINE ASSOCIATES OF JACKSON HOSPITAL			8	100%	8
MEDEXPRESS URGENT CARE - MONROE		8			8
MEDEXPRESS URGENT CARE - CHRISTIANBURG		7	1	13%	8
NORTHWEST FLORIDA ENT, PA		3	5	63%	8
BAPTIST HEALTH			8	100%	8
PASSPORT HEALTH			8	100%	8
PERSONAL PEDIATRICS PA		6	2	25%	8
DOCTOR'S IN-HOUSE LAB/COMMUNITY HEALTH CENTERS OF PINELLAS - CLEARWATE			8	100%	8
WESTCHESTER GENERAL HOSPITAL BLOOD GAS LAB			8	100%	8
FLORIDA CLINICAL LAB		1	7	88%	8
NORTHWEST FLORIDA COMMUNITY HOSPITAL LABORATORY		8			8
CVS PHARMACY NO 274		8			8
THE WOLFF CENTER FOR CHILD & ADOLESCENT HEALTH			8	100%	8
ALLINA HEALTH - ABBOTT NORTHWESTERN HOSPITAL		5	3	38%	8
MICHIGAN DEPARTMENT OF COMMUNITY HEALTH		1	7	88%	8
HEALTHMARK REGIONAL HOSPITAL LAB		4	4	50%	8
FAMILY PRACTICE ON THE GO		6	2	25%	8
ST. JOSEPH HOSPITAL AND HEALTH CARE INC.			8	100%	8
EXECUTIVE MEDICAL SERVICES		8			8
TELEVISIT PALM BAY FAMILY PRACTICE		6	2	25%	8
St Joseph's Hospital & Medical Center		8			8
JOHNS HOPKINS MEDICAL LABORATORIES		1	7	88%	8
HOLY NAME MEDICAL CENTER	1	6	1	13%	8
CVS MINUTE CLINIC DIAGNOSTIC MED GRP OF CA		8			8
FLORIDA HEART AND VASCULAR MULTISPECIALTY GROUP		8			8
TEXAS DEPARTMENT OF STATE HEALTH SERVICES		2	6	75%	8
BEST MEDICAL CENTER		8			8

COVID-19: testing by laboratory

Data through Jan 1, 2021 verified as of Jan 2, 2021 at 09:25 AM

Data in this report are provisional and subject to change.

The numbers in the table below represent the number of Florida and non-Florida residents for whom test results were received by the Department of Health. A person can be tested by more than one laboratory and can have both positive and negative results. **Therefore, the sum of the numbers in each column will be larger than the total number of people tested.**

Reporting lab	Inconclusive	Negative	Positive	Percent positive	Total
MONTEFIORE MEDICAL CENTER LABORATORIES - NORTH		8			8
Hackensack Umc Mountainside		8			8
WINSHIPS PHARMACY INC		8			8
SURGOINSVILLE PHARMACY		8			8
BEAUMONT EMERGENCY CENTER			8	100%	8
OHIO CVS STORES, LLC DBA		8			8
ATLANTIC CONSOLIDATED LABORATORY		8			8
MULBERRY'S MOBILE PROVIDER SERVICES LLC			8	100%	8
MEDEXPRESS URGENT CARE-KATY		5	3	38%	8
FHCP-ORANGE CITY			8	100%	8
DIEGO FALLON MD PA		5	3	38%	8
NIGHT OWL PEDIATRICS URGENT CARE			8	100%	8
ALACHUA COUNTY HEALTH DEPARTMENT		1	7	88%	8
BAPTIST OUTPATIENT			8	100%	8
HARBORCHASE OF DR PHILLIPS		7	1	13%	8
COASTAL FAMILY PRACTICE		5	3	38%	8
BAYLOR GENETICS		6	2	25%	8
MONROE COUNTY HOSPITAL		6	2	25%	8
FAMILY MEDICINE AT LONGWOOD			8	100%	8
MINUTECLINIC DIAGNOSTIC OF LOUISIANA		7	1	13%	8
DOCTOR'S IN HOUSE LAB			8	100%	8
FAMILY HEALTH CENTER			8	100%	8
HUNTINGTON VILLAGE URGENT CARE		8			8
BROOKDALE MANDARIN CENTRAL			8	100%	8
CRESTVIEW URGENT CARE			8	100%	8
JX REF LAB			8	100%	8
MEDEXPRESS URGENT CARE - LAFAYETTE		7	1	13%	8
FOUNTAINVIEW BY FIVE STAR QUALITY CARE		7	1	13%	8
WAKULLA COUNTY HEALTH DEPARTMENT		3	5	63%	8
ROBERT WOOD JOHNSON HOSPITAL		7	1	13%	8
ADVENTHEALTH MEDICAL GROUP		8			8
MINUTECLINIC, LLC		7	1	13%	8
LODGE HEALTH AND REHABILITATION CENTER, THE		8			8
MEDEXPRESS URGENT CARE - BENTON HARBOR		8			8
GENE STREET LABORATORIES, LLC		6	2	25%	8
GULF COAST MEDICAL GROUP		2	6	75%	8
ORMOND BEACH CENTRA CARE			8	100%	8
DOH-TAMPA BRANCH LABORATORY (MLK BLVD)		4	4	50%	8
MINUTECLINIC DIAGNOSTIC OF TN PC #566		7	1	13%	8
LAKEVIEW HEALTH SYSTEMS			8	100%	8
SIDDH INC DBA SAN CARLOS PHARMACY		6	2	25%	8
DOCTOR'S IN-HOUSE LAB/COMMUNITY HEALTH CENTERS OF PINELLAS -PINELLAS P			7	100%	7
Consulate Health Care of Brandon		7			7
GOOD SAMARITAN SOCIETY OF DAYTONA		5	2	29%	7
FLORIDA DEPARTMENT OF HEALTH IN WALTON COUNTY		6	1	14%	7
ST JUDE LABORATORIES		5	2	29%	7

COVID-19: testing by laboratory

Data through Jan 1, 2021 verified as of Jan 2, 2021 at 09:25 AM

Data in this report are provisional and subject to change.

The numbers in the table below represent the number of Florida and non-Florida residents for whom test results were received by the Department of Health. A person can be tested by more than one laboratory and can have both positive and negative results. **Therefore, the sum of the numbers in each column will be larger than the total number of people tested.**

Reporting lab	Inconclusive	Negative	Positive	Percent positive	Total
ENT AND ALLERGY ASSOCIATES OF FLORIDA LLC		6	1	14%	7
DOCTORS CLINICAL LABORATORY, INC		5	2	29%	7
HEALTHWORKS MED GROUP OF FLORIDA PA		2	5	71%	7
ORANGE PARK PEDIATRIC ASSOCIATES		1	6	86%	7
PBC FOUND CARE INC			7	100%	7
MEDLABS DIAGNOSTICS		7			7
PBSO WEST PALM FAMILY PRACTICE		1	6	86%	7
THE MARY IMOGENE BASSETT HOSPITAL		7			7
NEW YORK PRESBYTERIAN - LOWER MANHATTAN		7			7
BEACON AT GULF BREEZE, THE		6	1	14%	7
HEARTLAND PEDIATRICS OF LAKE PLACID			7	100%	7
THE VILLAGES HEALTH		5	2	29%	7
WELLMED AT PLANT CITY		5	2	29%	7
ORLANDO HEALTH PHYSICIAN ASSOCIATES		4	3	43%	7
SONATA BOYNTON BEACH		6	1	14%	7
ST PETERSBURG PEDIATRICS-EAST BAY			7	100%	7
PENINSULA CARE AND REHABILITATION CENTER			7	100%	7
MULBERRY CARE CENTER		4	3	43%	7
SEA LEVEL LABS			7	100%	7
DORAL URGENT CARE			7	100%	7
LYNMOORE,THE		7			7
HEALTH NETWORK LABORATORIES		6	1	14%	7
SENIOR HOME CARE INC		7			7
JACKSON CLINIC PA,THE		3	4	57%	7
Rosewood Healthcare and Rehabilitation Center		5	2	29%	7
LABCORP TAMPA		5	2	29%	7
QUE		4	3	43%	7
Thermopolis Rehabilitation Wellness		7			7
Stratford Court of Palm Harbor		6	1	14%	7
FLORIDA CENTER FOR DERMATOLOGY LABORATORY			7	100%	7
Okeechobee Health Care Facility		5	2	29%	7
FLORIDA HOSPITAL WINTER PARK		6	1	14%	7
WILDLIGHT LAB			7	100%	7
MEYER PEDIATRICS CHTD		7			7
MEDEXPRESS URGENT CARE MONACA		7			7
ROSS MEDICAL GROUP			7	100%	7
ECLRS		2	5	71%	7
SARASOTA - ROBERT L TAYLOR COMMUNITY CENTER		1	6	86%	7
LEE COUNTY HEALTH DEPARTMENT		4	3	43%	7
JOHN KNOX VILLAGE OF CENTRAL FLORIDA		4	3	43%	7
MEDEXPRESS URGENT CARE CHARLESTON		5	2	29%	7
TNC WALK IN CLINIC		4	3	43%	7
BAPTIST PEDIATRICS		6	1	14%	7
LAB UNKNOW		6	1	14%	7
ORANGE PARK PEDIATRICS		4	3	43%	7
MEDEXPRESS URGENT CARE - WINCHESTER GATEWAY		5	2	29%	7

COVID-19: testing by laboratory

Data through Jan 1, 2021 verified as of Jan 2, 2021 at 09:25 AM

Data in this report are provisional and subject to change.

The numbers in the table below represent the number of Florida and non-Florida residents for whom test results were received by the Department of Health. A person can be tested by more than one laboratory and can have both positive and negative results. **Therefore, the sum of the numbers in each column will be larger than the total number of people tested.**

Reporting lab	Inconclusive	Negative	Positive	Percent positive	Total
TRUE HEALTH DIAGNOSTICS		1	6	86%	7
HOLMES COUNTY HEALTH DEPARTMENT		3	4	57%	7
ST PETERSBURG PEDIATRICS			7	100%	7
ADVANCE URGENT CARE CENTER, LLC			7	100%	7
ASHRAF MEDICAL GROUP PLLC DBA PULSE M		6	1	14%	7
CVS HEALTH, #3396		7			7
URGENT TEAM MANAGEMENT OF TENNESSEE		7			7
HOLY GARDEN ALF, INC.		7			7
DIAGNOSTIC CLINIC		6	1	14%	7
MINUTECLINIC DIAGNOSTIC OF HAWAII LLC		7			7
WELLMED AT PORT ST LUCIE WEST		6	1	14%	7
FLORIDA HOSPITAL KISSIMMEE		4	3	43%	7
RIVERVIEW REGIONAL MEDICAL CENTER		6	1	14%	7
RIVER OAKS TREATMENT CENTER			7	100%	7
METROPOLITAN HOSPITAL CENTER		6	1	14%	7
BREVARD HEALTH ALLIANCE INC, THE		2	5	71%	7
TUSCAN ISLE CHAMPIONSGATE OP CO LLC		7			7
BRADENTON PHYSICIANS MEDICAL CENTER			7	100%	7
PEDIATRICS OF CENTRAL FLORIDA		5	2	29%	7
CHILDREN'S HEALTHCARE OF ATLANTA/EGLESTON		7			7
ARCHBOLD MEMORIAL HOSPITAL/LAB		3	4	57%	7
AVON PARK PEDIATRICS			7	100%	7
CVS PHARMACY #8800		5	2	29%	7
LEPE'S HOUSE			7	100%	7
LAKES DIALYSIS CENTER INC			7	100%	7
SOUTH COM HEALTH CLINIC, DEPT. OF THE ARMY		7			7
Sovereign Laboratory Services, LLC		7			7
DEPARTMENT OF HEALTH- CITRUS COUNTY			7	100%	7
ALLEGRO - TAMPA	1	4	2	29%	7
SCHOOL OF PHARMACY AND PHARMACEUTICAL		7			7
MINUTE CLINIC LLC #5733		7			7
Ocoee Health Care Center		7			7
NOVANT HEALTH INPATIENT CARE		2	5	71%	7
GENTRY PARK ORLANDO ASSISTED LIVING		6	1	14%	7
KEYSTONE PLACE AT NAPLES PRESERVE		4	3	43%	7
WESTWOOD NURSING & REHAB		3	4	57%	7
WELLMED AT NEW TAMPA		5	2	29%	7
PALM POINT BEHAVIORAL HEALTH		7			7
FLORIDA DIGESTIVE AND LIVER SPECIALIST		7			7
IRL MARKET LAB			7	100%	7
HUNTINGTON URGENT CARE		7			7
GUARDANT HEALTH		4	3	43%	7
Sunset Lake Health and Rehabilitation Center		7			7
CORNER OAK ESTATE LLC		7			7
CENTRAL FLORIDA PEDIATRIC URGENT CARE LLC		6	1	14%	7
LAKE MARY - STIRLING CENTER SUITE 202			7	100%	7

COVID-19: testing by laboratory

Data through Jan 1, 2021 verified as of Jan 2, 2021 at 09:25 AM

Data in this report are provisional and subject to change.

The numbers in the table below represent the number of Florida and non-Florida residents for whom test results were received by the Department of Health. A person can be tested by more than one laboratory and can have both positive and negative results. **Therefore, the sum of the numbers in each column will be larger than the total number of people tested.**

Reporting lab	Inconclusive	Negative	Positive	Percent positive	Total
ALACHUA			7	100%	7
LUXOR SCIENTIFIC LLC		1	6	86%	7
HEALTH CARE LABORATORY SERVICES		1	6	86%	7
MEDEXPRESS URGENT CARE - MAPLE DRIVE		7			7
SIPARADIGM LLC		1	6	86%	7
VETERANS AFFAIRS MEDICAL CENTER - OUTPATIENT			7	100%	7
MONTEFIORE NYACK HOSPITAL AFFILIATED LABORATORY		7			7
NORTON HEALTHCARE			7	100%	7
UNIVERSITY OF WASHINGTON MEDICAL CENTER			7	100%	7
BAYCARE MEDICAL GROUP INC			7	100%	7
CARENOW URGENT CARE-MADISON		7			7
MONTEFIORE MEDICAL CENTER LABORATORIES - WEILER		5	2	29%	7
MISSOURI DEPARTMENT OF HEALTH AND SENIOR SERVICES			7	100%	7
WYOMING COUNTY COMMUNITY HOSPITAL LABORATORY		7			7
CLEVELAND TENNESSEE HOSPITAL COMPANY		6	1	14%	7
WOODLAND TOWERS		6	1	14%	7
TRUE HEALTH		5	2	29%	7
COMMUNITY MEDICAL AND DENTAL CARE INC		7			7
LUMADOC HEALTH		4	2	33%	6
AEGIS MEDICAL GROUP			6	100%	6
PROHEALTH MED		1	5	83%	6
NORTH BEACH REHABILITATION CENTER		5	1	17%	6
CARE HERE		1	5	83%	6
Manor Care of Dunedin		6			6
ST VINCENT'S CHILTON		4	2	33%	6
MEDEXPRESS URGENT CARE - ELM GROVE		5	1	17%	6
PINELLAS INTERNAL MEDICINE ASSOCIATES		5	1	17%	6
JERSEY SHORE MEDICAL CENTER		6			6
FIRST COAST CARDIOVASCULAR INSTITUTE PA			6	100%	6
MEDEXPRESS URGENT CARE-PITTSFIELD		6			6
CAPITAL HEALTH PLAN LABORATORIES			6	100%	6
MED LABS DIAGNOSTICS		4	2	33%	6
MINUTECLINIC DIAGNOSTIC OF NEW JERSEY, LLC # 7069		6			6
PENN MEDICINE PRINCETON MEDICAL CENTER		6			6
WATAUGA MEDICAL CENTER		4	2	33%	6
CAREWELL 301 - WARWICK			6	100%	6
MEDEXPRESS URGENT CARE- MARYLAND		6			6
WANTAGH URGENT CARE		6			6
PUBLIC HEALTH LAB		6			6
CVS MINUTE CLINIC DIAGNOSTIC OF TEXAS, LLC		6			6
THE VILLAGES REGIONAL HOSPITAL FREESTANDING		3	3	50%	6
PATHGROUP LABS, LLC		4	2	33%	6
GRACE REHABILITATION CENTER OF VERO BEACH		4	2	33%	6
CLEARWATER PEDIATRIC CARE		1	5	83%	6
Northwell Lab		2	4	67%	6
HEALTHPARK MEDICAL CENTER ABG LAB		5	1	17%	6

COVID-19: testing by laboratory

Data through Jan 1, 2021 verified as of Jan 2, 2021 at 09:25 AM

Data in this report are provisional and subject to change.

The numbers in the table below represent the number of Florida and non-Florida residents for whom test results were received by the Department of Health. A person can be tested by more than one laboratory and can have both positive and negative results. **Therefore, the sum of the numbers in each column will be larger than the total number of people tested.**

Reporting lab	Inconclusive	Negative	Positive	Percent positive	Total
ISLAND COAST PEDIATRICS IN-HOUSE LAB		6			6
ST CHARLES HOSPITAL LABORATORY		6			6
VERMONT DEPARTMENT OF HEALTH		1	5	83%	6
IU HEALTH PATHOLOGY		1	5	83%	6
BAYCARE MEDICAL GROUP		1	5	83%	6
ADVENT HEALTH APOPKA		2	4	67%	6
GLEN FALLS HOSPITAL DEPARTMENT OF PATHOLOGY		6			6
FORT PIERCE FAMILY CARE INC		3	3	50%	6
ST LUKES ROOSEVELT LABORATORY		6			6
LAWTON CHILES HEALTH CENTER		1	5	83%	6
YORKVILLE PEDIATRIC URGENT CARE		6			6
DOH JACKSONVILLE CENTRAL LABORATORY		3	3	50%	6
ADVENTHEALTH MEDICAL GROUP FAMILY & INTERNAL		3	3	50%	6
GRAND VILLA OF ALTAMONTE SPRINGS		1	5	83%	6
COMMONWEALTH OF MASSACHUSETTS			6	100%	6
GENETIC TECHNOLOGICAL INNOVATIONS			6	100%	6
TEXAS MEDCLINIC			6	100%	6
THE CLINIC PREMISE HEALTH			6	100%	6
LIFE'S SPECIAL MOMENTS INC		6			6
XPRESS URGENT CARE LLC		6			6
RIVERWOOD CENTER,THE			6	100%	6
FLORIDA HOSPITAL APOPKA		5	1	17%	6
MERCY COLLEGE HEALTH OFFICE		6			6
MEDICAL CENTER AT OCEAN REEF		1	5	83%	6
SAINT PETER'S UNIVERSITY HOSPITAL		6			6
ARLINGTON OF NAPLES		6			6
CARENOW URGENT CARE-SOUTHLAKE			6	100%	6
FREEDOM SQUARE NURSING CENTER			6	100%	6
OSWEGO HOSPITAL LABORATORY		6			6
BAPTIST PRIMARY BLACK CREEK SOUTH			6	100%	6
RED MOUNTAIN DIAGNOSTICS		6			6
DR PHILLIPS MEDICAL WELLNESS CENTER		6			6
NOVALIFE MEDSPA			6	100%	6
FLORIDA WOMAN CARE LABORATORY			6	100%	6
URGENT TEAM - MUSCLE SHOALS		6			6
BETH ISRAEL DEACONESS MEDICAL CENTER			6	100%	6
CAPE CORAL URGENT CARE		3	3	50%	6
CONCENTRA			6	100%	6
ENIGMA DIAGNOSTIC, INC.			6	100%	6
MIAMI BEACH COMMUNITY HEALTH CENTER INC			6	100%	6
NORTHERN DUTCHESS HOSPITAL LABORATORY		5	1	17%	6
BAYCARE MEDICAL GROUP INC			6	100%	6
AZALEA HEALTH		2	4	67%	6
RIVER CITY PRIMARY AND URGENT CARE			6	100%	6
AARK LABORATORY		6			6
MINUTECLINIC, LLC #05038		6			6

COVID-19: testing by laboratory

Data through Jan 1, 2021 verified as of Jan 2, 2021 at 09:25 AM

Data in this report are provisional and subject to change.

The numbers in the table below represent the number of Florida and non-Florida residents for whom test results were received by the Department of Health. A person can be tested by more than one laboratory and can have both positive and negative results. **Therefore, the sum of the numbers in each column will be larger than the total number of people tested.**

Reporting lab	Inconclusive	Negative	Positive	Percent positive	Total
ETHOS LABORATORIES		6			6
MINUTECLINIC DIAGNOSTIC OF NORTH CAROLINA, PC		5	1	17%	6
CVS MINUTE CLINIC DIAGNOSTIC OF TEXAS,LLC		4	2	33%	6
SONORA QUEST LABORATORIES			6	100%	6
MEDEXPRESS ELKINS		6			6
THOMAS JEFFERSON UNIVERSITY HOSPITAL		4	2	33%	6
NORTH SHORE MEDICAL LABS		6			6
FLORIDA MEDICAL SPECIALISTS		2	4	67%	6
DEBARY HEALTH AND REHABILITATION CENTER		6			6
MC DIAGNOSTIC OF CONNECTICUT, PC #1960		6			6
PALMETTO HEALTH ALLIANCE		3	3	50%	6
PALMS, THE		6			6
UNILAB		2	4	67%	6
WALGREENS 3145		5	1	17%	6
TIMBER CREEK PEDIATRICS		6			6
MINUTE CLINIC DIAGNOSTIC OF SC, LLC #42		5	1	17%	6
LUTHERAN HAVEN EXTENDED CONGREGATE CAR		6			6
MINUTECLINIC, LLC, DBA MINUTECLINIC #6106		5	1	17%	6
TAMIAMI LAB MILLENIUM			6	100%	6
RICH STREET GROUP HOME			6	100%	6
TIFFANY LAKE CARE CENTERS INC		6			6
Clearwater Center		6			6
BAYCARE ALLIANT HOSPITAL			6	100%	6
BOCA VIPEDIATRICS			6	100%	6
CHILDREN'S HOSPITAL OF PHILADELPHIA		5	1	17%	6
NOT INDICATED		1	5	83%	6
SOUTH CAROLINA DEPARTMENT OF HEALTH			6	100%	6
MERCY HEALTH—MUSKEGON		5	1	17%	6
UT SOUTHWESTERN MEDICAL CENTER			5	100%	5
ADVENTHEALTH MEDICAL GROUP PEDIATRICS AT		2	3	60%	5
VALDOSTA FAMILY MEDICINE			5	100%	5
DOCS URGENT CARE		1	4	80%	5
REHABILITATION CENTER AT JUPITER GARDENS		5			5
SOUTHERN OCEAN MEDICAL CENTER		5			5
KIDSVILLE PEDIATRICS			5	100%	5
DICKSON MEDICAL ASSOCIATES PC PATH LAB		4	1	20%	5
ILLINOIS DEPARTMENT OF PUBLIC HEALTH			5	100%	5
BROWARD COUNTY HEALTH DEPT.			5	100%	5
COMMUNITY HEALTH OF SOUTH FLORIDA			5	100%	5
NOVANT HEALTH UVA		2	3	60%	5
WOODHULL MEDICAL AND MENTAL HEALTH CTR		5			5
NELSON BIOLOGICAL			5	100%	5
Kennedy University Hospital		5			5
NORTH FLORIDA PEDIATRICS JASPER			5	100%	5
MANATEE PEDIATRICS			5	100%	5
MINUTE CLINIC		1	4	80%	5

COVID-19: testing by laboratory

Data through Jan 1, 2021 verified as of Jan 2, 2021 at 09:25 AM

Data in this report are provisional and subject to change.

The numbers in the table below represent the number of Florida and non-Florida residents for whom test results were received by the Department of Health. A person can be tested by more than one laboratory and can have both positive and negative results. **Therefore, the sum of the numbers in each column will be larger than the total number of people tested.**

Reporting lab	Inconclusive	Negative	Positive	Percent positive	Total
Westchester General Hospital			5	100%	5
NORTHPORT MEDICAL CENTER LAB		5			5
THE PLAZA AT PARKSQUARE		5			5
INDIANA STATE DEPARTMENT OF HEALTH		1	4	80%	5
STATMED OCALA			5	100%	5
FLORIDA HOSPITAL LAKE MARY		5			5
PR HEALTH			5	100%	5
MOUNT SINAI BROOKLYN LABORATORY		4	1	20%	5
WATERTOWN URGENT CARE PLLC		5			5
FRANCES WARDE MEDICAL LABORATORY		2	3	60%	5
DALLAS COUNTY HEALTH AND HUMAN SERVICES			5	100%	5
BEACH HOUSE		5			5
DEPARTMENT OF HEALTH AND HUMAN SERVICES LANSING			5	100%	5
FAMILY MEDICINE OF WESTON LLC			5	100%	5
ST JOHNS BIOMEDICAL LAB		5			5
Florida Clinical Laboratory		1	4	80%	5
CARLOS PORTU MD, PLLC			5	100%	5
LABCORP UNSPECIFIED		5			5
ASCENSION ST VINCENT'S CLAY COUNTY			5	100%	5
MINUTECLINIC DIAGNOSTIC OF NEW JERSEY,		5			5
HILLSBOROUGH COUNTY HEALTH DEPARTMENT			5	100%	5
CLEVELAND CLINIC MARTIN HEALTH NURSING & RESTORATIVE		5			5
THE PALMS REHABILITATION AND HEALTHCARE CENTER		5			5
CHAMPLAIN VALLEY PHYSICIANS HOSPITAL		3	2	40%	5
UCF STUDENT HEALTH SERVICES LABORATORY		2	3	60%	5
LANE PEDIATRICS PA			5	100%	5
WEST PACIFIC MEDICAL LABORATORY			5	100%	5
MC DIAGNOSTIC OF CONNECTICUT PC #459		5			5
HUNTERS CREEK PEDIATRICS		5			5
MIAMI COMPREHENSIVE MEDICINE GROUP PA		4	1	20%	5
ELLIS HOSPITAL LABORATORY		5			5
URGENT CARE & FAMILY PRACTICE CENTER			5	100%	5
FLORIDA DEPARTMENT OF HEALTH - INVERNESS		3	2	40%	5
ORCHID COVE		2	3	60%	5
ATLANTIC COMMUNITY HIGH SCHOOL		4	1	20%	5
MINUTECLINIC DIAGNOSTIC OF PENNSYLVANIA, LLD #1545		5			5
DAVITA DIALYSIS		4	1	20%	5
SUTTER TRACY COMMUNITY HOSPITAL			5	100%	5
CRESTWOOD MEDICAL CENTER		4	1	20%	5
MEDEXPRESS URGENT CARE - FAYETTEVILLE		3	2	40%	5
AEL KNOXVILLE			5	100%	5
INDIAN RIVER PRIMARY CARE PA		5			5
AUTUMN OF SARASOTA		5			5
RUSH UNIVERSITY MEDICAL CENTER LABORATORY			5	100%	5
CORAL LANDING ASSISTED LIVING		5			5
MAIMONIDES MEDICAL CENTER		4	1	20%	5

COVID-19: testing by laboratory

Data through Jan 1, 2021 verified as of Jan 2, 2021 at 09:25 AM

Data in this report are provisional and subject to change.

The numbers in the table below represent the number of Florida and non-Florida residents for whom test results were received by the Department of Health. A person can be tested by more than one laboratory and can have both positive and negative results. **Therefore, the sum of the numbers in each column will be larger than the total number of people tested.**

Reporting lab	Inconclusive	Negative	Positive	Percent positive	Total
WESTMINSTER SHORES			5	100%	5
CURATIVE CARE CENTER INC		1	4	80%	5
OPTUM SILVER LAKES			5	100%	5
CARL R DARNALL ARMY MEDICAL CENTER			5	100%	5
MINUTECLINIC DIAGNOSTIC MEDICAL GROUP		5			5
CROSSROADS URGENT CARE, PLLC		5			5
BOCA BIOLISTICS LLC			5	100%	5
FLORIDA DEPARTMENT OF HEALTH IN MONROE COUNTY		2	3	60%	5
WELLIGENT			5	100%	5
MANATEE COUNTY JAIL		4	1	20%	5
PEDIATRICS OF CENTRAL FLORIDA - POINCIANA		3	2	40%	5
ST JOSEPH WOMENS HOSPITAL			5	100%	5
WAKEMED		1	4	80%	5
MINUTECLINIC, LLC #244		4	1	20%	5
MEDEXPRESS URGENT CARE - MIDLOTHIAN		5			5
BROOKDALE CLERMONT			5	100%	5
PRECISION LABS LLC		2	3	60%	5
PREMIER COMMUNITY HEALTHCARE GROUP INC		5			5
FLORIDA MEDICAL CLINIC - MULTI SPECIALTY CAMPUS		1	4	80%	5
KENILWORTH CARE & REHABILITATION CENTER			5	100%	5
JOSEF SCHENKER MD PC DBA CENTERS URGENT		4	1	20%	5
MEDEXPRESS URGENT CARE - HUNTINGTON WE		5			5
MCR HEALTH LAWTON CHILES ADMINISTRATION STE A		1	4	80%	5
XRL SXF REF LAB		5			5
PEDIATRIC URGENT HEALTH CARE			5	100%	5
EL PARAISO HOME INC		5			5
PRECISION DIAGNOSTICS INC - NJ		5			5
MEDEXPRESS URGENT CARE - BEECH GROVE		5			5
BETHESDA COMMUNITY HEALTH CENTER			5	100%	5
OMNICARE PHARMACY OF TEXAS 1, LP DBA OMNICARE		5			5
PEDIATRICS OF ALTAMONTE		5			5
FLORIDA CANCER SPECIALISTS & RESEARCH INSTITUTE		4	1	20%	5
SOUTHEASTERN PEDIATRIC ASSOCIATES			5	100%	5
ORMOND MEDICAL ARTS		3	2	40%	5
MEDEXPRESS URGENT CARE MURRYSVILLE		3	2	40%	5
MINUTECLINIC DIAGNOSTIC OF PA, LLC (1036)		4	1	20%	5
MEDEXPRESS URGENT CARE-DUBOIS		5			5
MEDEXPRESS URGENT CARE - WASHINGTON		4	1	20%	5
UF HEALTH			5	100%	5
MEDICAL CENTER OF BLOUNTSTOWN			5	100%	5
NATIONAL GENETICS INST LABCORP		1	4	80%	5
APOLLO GARDENS RETIREMENT RESIDENCE CARE		5			5
EASycare WALK-IN CLINIC			5	100%	5
VIBRANT AMERICA		3	2	40%	5
CENTREx CLINICAL LABS INC		5			5
UT MEMPHIS UNIVERSITY HEALTH SERVICES			5	100%	5

COVID-19: testing by laboratory

Data through Jan 1, 2021 verified as of Jan 2, 2021 at 09:25 AM

Data in this report are provisional and subject to change.

The numbers in the table below represent the number of Florida and non-Florida residents for whom test results were received by the Department of Health. A person can be tested by more than one laboratory and can have both positive and negative results. **Therefore, the sum of the numbers in each column will be larger than the total number of people tested.**

Reporting lab	Inconclusive	Negative	Positive	Percent positive	Total
STEWART MELBOURNE HOSPITAL			5	100%	5
GULF COAST VETERANS HCS PANAMA CITY OPC		5			5
ST VINCENT'S ST CLAIR		2	3	60%	5
TANNER MEDICAL CENTER EAST AL		5			5
GUTHRIE MEDICAL GROUP LABORATORIES		5			5
MINUTECLINIC DIAGNOSTIC OF NORTH		5			5
EGL GENETICS DIAGNOSTICS			5	100%	5
MEDEXPRESS URGENT CARE - WILLIAMSPORT		4	1	20%	5
BENSONHURST URGENT CARE		5			5
MEDEXPRESS URGENT CARE-MUNCIE		5			5
MEDEXPRESS URGENT CARE - RICHMOND, NINE MILE RD		5			5
LAKE NONA PEDIATRICS IN ASSOCIATION WITH NEMOURS		5			5
LEE MEMORIAL HEALTH SYSTEM		2	3	60%	5
COOPER HOSPITAL/UNIVERSITY MEDICAL		5			5
UNIVERSITY OF CHICAGO MEDICAL CENTER LAB			5	100%	5
FHMG_FM AND IM AVALON PARK		1	4	80%	5
PERDIDO URGENT CARE			5	100%	5
EXPRESS DOCS LLC			5	100%	5
UNIVERSITY OF MIAMI MILLER SCHOOL OF MEDICINE			5	100%	5
CVS MINUTE CLINIC DIAGNOSTIC OF NEW JERSEY		5			5
ROSEMONT GARDENS INC		5			5
MINUTECLINIC MINUTECLINIC #4977		3	2	40%	5
NEW HAMPSHIRE DEPARTMENT OF HEALTH AND HUMAN SERVICES		3	2	40%	5
CYPRESS CREEK MEDICAL CENTER			5	100%	5
COPELAND MEDICAL CLINIC		3	2	40%	5
FINLAY		1	4	80%	5
BAYSHORE LABORATORY		4	1	20%	5
INTERNAL MEDICINE & PRIMARY CARE ASSOCIATES, PLC			5	100%	5
MINUTE-CLINIC DIAGNOSTIC OF VIRGINIA, LLC #2003		4	1	20%	5
HENDRY REGIONAL CONVENIENT CARE CENTER			5	100%	5
BAPTIST HEALTH - TOWN CENTER			5	100%	5
PARRISH HEALTH CENTER		5			5
VIERA PEDIATRICS		1	4	80%	5
BROOKDALE PENSACOLA		5			5
URGENT FAMILY CARE INC		4	1	20%	5
URGENT MEDICAL CENTER INC		2	3	60%	5
URGENT CARE OF LONGWOOD			5	100%	5
VITALANT			5	100%	5
MAXHEALTH		4	1	20%	5
UPMC HEALTH SYSTEM		4	1	20%	5
LORI MCAULIFFE MD PA			5	100%	5
Army Residence Community		5			5
THE UNIVERSITY OF VERMONT MEDICAL CENTER		4	1	20%	5
MEDEXPRESS URGENT CARE - SWANSEA, N ILLINOIS ST		4	1	20%	5
JOE DIMAGGIO CHILDREN'S HOSPITAL		1	4	80%	5
AHEC CLINIC		1	3	75%	4

COVID-19: testing by laboratory

Data through Jan 1, 2021 verified as of Jan 2, 2021 at 09:25 AM

Data in this report are provisional and subject to change.

The numbers in the table below represent the number of Florida and non-Florida residents for whom test results were received by the Department of Health. A person can be tested by more than one laboratory and can have both positive and negative results. **Therefore, the sum of the numbers in each column will be larger than the total number of people tested.**

Reporting lab	Inconclusive	Negative	Positive	Percent positive	Total
PREMIER URGENT CARE CENTER LLC			4	100%	4
BENEVA LAKES HEALTHCARE & REHAB CENTER			4	100%	4
FLORIDA MENTOR		4			4
SIGNATURE CARE EMERGENCY CENTER		2	2	50%	4
GREENVILLE MEMORIAL HOSPITAL LAB			4	100%	4
PENSACOLA PEDIATRICS MILTON			4	100%	4
GNT ASSOCIATES		3	1	25%	4
MINUTECLINIC DIAGNOSTIC OF GEORGIA, LL		4			4
DIAGNOSTECHS		4			4
OPTIONS FOR SENIORS INC DBA PALM KREST MANOR		3	1	25%	4
Park Ridge Nursing Center		3	1	25%	4
UNILAB OF DADE INC			4	100%	4
MEMORIAL HEALTH CARE SYSTEMS			4	100%	4
ELITE MEDICAL CENTER			4	100%	4
SOUTHWESTERN REGIONAL MEDICAL CENTER - TULSA		4			4
ARKANSAS DEPARTMENT OF HEALTH			4	100%	4
MD NOW MEDICAL CENTER INC			4	100%	4
PANCARE HEALTH YOUNGSTOWN			4	100%	4
FLORIDA HEALTHCARE OF ORLANDO			4	100%	4
FLORIDA HOSPITAL ALTAMONTE		2	2	50%	4
CAPTAIN JAMES A. LOVELL FEDERAL HEALTHCARE CENTER			4	100%	4
NEULIFE NEUROLOGICAL SERVICES LLC			4	100%	4
VIGILINT HEALTHCARE		2	2	50%	4
MEDEXPRESS URGENT CARE - BLUEFIELD		3	1	25%	4
ORLANDO FAMILY MEDICAL INC		4			4
KETTERING HEALTH			4	100%	4
Walker BaptistMedCtr		3	1	25%	4
CAREWELL 202			4	100%	4
TARPON SPRINGS PEDIATRICS, LLC			4	100%	4
OPTUM PRIMARY CARE - FOUNTAIN OAKS			4	100%	4
ACCENTCARE		4			4
DYNAMIC HEALTH CENTERS INC		2	2	50%	4
CDRX INFUSION			4	100%	4
INTERNAL MEDICINE LIPID AND WELNNESS PRACTICE			4	100%	4
Signature Healthcare of Ormond		4			4
PANIRA HEALTHCARE CLINIC			4	100%	4
LAKE HOWARD HEIGHTS	1	3			4
MARSHALL MEDICAL CENTER SOUTH LAB		3	1	25%	4
COMPREHENSIVE CLINICAL RESEARCH, LLC			4	100%	4
A AND R RESEARCH GROUP LLC		2	2	50%	4
MD ANDERSON			4	100%	4
CHILDREN'S MEDICAL GROUP		4			4
BOROPARK URGENT CARE		3	1	25%	4
IMIC INC RESEARCH			4	100%	4
KANSAS DEPARTMENT OF HEALTH		2	2	50%	4
Sunrise Health and Rehabilitation Center			4	100%	4

COVID-19: testing by laboratory

Data through Jan 1, 2021 verified as of Jan 2, 2021 at 09:25 AM

Data in this report are provisional and subject to change.

The numbers in the table below represent the number of Florida and non-Florida residents for whom test results were received by the Department of Health. A person can be tested by more than one laboratory and can have both positive and negative results. **Therefore, the sum of the numbers in each column will be larger than the total number of people tested.**

Reporting lab	Inconclusive	Negative	Positive	Percent positive	Total
MEDEXPRESS URGENT CARE - BECKLEY CROSS		3	1	25%	4
CRESTVIEW IMMEDIATE CARE LL			4	100%	4
MEDEXPRESS URGENT CARE - SOUTH PARKERSBURG		4			4
MINUTECLINIC DIAGNOSTIC OF TN PC #6415		4			4
MEDEXPRESS URGENT CARE - FREDERICK		4			4
PRL NYC PANDEMIC RESPONSE LAB			4	100%	4
MINUTE CLINIC DIAGNOSTIC OF TEXAS, LLC		4			4
ASSOCIATES MD CYPRESS CREEK			4	100%	4
RAINBOW PEDIATRIC CENTER PA		3	1	25%	4
Heartland of Boynton Beach			4	100%	4
AHC Decatur County		4			4
SHARP MEMORIAL HOSPITAL MICROBIOLOGY DEPT			4	100%	4
MEDEXPRESS URGENT CARE, BUTLER		3	1	25%	4
PHYSICIANS IMMEDIATE CARE AURORA			4	100%	4
CARE ONE PRIMARY CARE			4	100%	4
MINUTECLINIC DIAGNOSTIC OF VIRGINIA		4			4
MEDEXPRESS URGENT CARE - BATTLE CREEK		2	2	50%	4
SOUTHERN LABORATORY SERVICES OF NWF		4			4
ABSOLUTE HEALTH		4			4
FIFTH AVENUE PEDIATRICS		3	1	25%	4
ADVENT HEALTH CENTRA CARE - ORANGE LAKE		1	3	75%	4
GENEVA GENERAL HOSPITAL LABORATORY		3	1	25%	4
CELERION			4	100%	4
DEPARTMENT OF HEALTH AND HUMAN SERVICES STATE OF NEW HAMPSHIRE			4	100%	4
FCHC (OB)-DARWIN SQUARE CTR.			4	100%	4
NATIONAL MENTOR HEALTHCARE LLC			4	100%	4
FHCP - ORMOND BEACH			4	100%	4
COLLIER HMA PHYSICIAN MANAGEMENT, LLC			4	100%	4
MEDEXPRESS URGENT CARE, FAIRMONT		4			4
MEDEXPRESS URGENT CARE - CULPEPER		4			4
CRESTAR LABS		2	2	50%	4
VITAL CARE URGENT CARE			4	100%	4
UNIVERSITY OF WASHINGTON MEDICAL CENTER (UWMC) EMERGENCY DEPT.			4	100%	4
Health Care Center of Jacksonville			4	100%	4
ADVENTIST HEALTH SYSTEM FLORIDA DEPT OF HEALTH		3	1	25%	4
LABS PLUS LLC		4			4
DOTHAN PEDIATRIC CLINIC			4	100%	4
PRIMECARE AT PORT ORANGE			4	100%	4
THONOTOSASSA COMMUNITY HEALTH CENTER		1	3	75%	4
FLORIDA MEDICAL CL ODOM TPA		1	3	75%	4
MIAMI COMMUNITY HEALTH CENTER INC		1	3	75%	4
PM PEDIATRICS OF SELDEN		3	1	25%	4
BARTON MEMORIAL HOSPITAL		3	1	25%	4
PENNSYLVANIA DEPARTMENT OF HEALTH BUREAU OF LABORATORIES			4	100%	4
MIGUEL E TREVINO MD PA		2	2	50%	4
Millennium Nursing & Rehab Center		4			4

COVID-19: testing by laboratory

Data through Jan 1, 2021 verified as of Jan 2, 2021 at 09:25 AM

Data in this report are provisional and subject to change.

The numbers in the table below represent the number of Florida and non-Florida residents for whom test results were received by the Department of Health. A person can be tested by more than one laboratory and can have both positive and negative results. **Therefore, the sum of the numbers in each column will be larger than the total number of people tested.**

Reporting lab	Inconclusive	Negative	Positive	Percent positive	Total
FISHERMEN'S HOSPITAL			4	100%	4
MINUTE-CLINIC DIAGNOSTIC OF VIRGINIA, LLC #794		4			4
ADVENT HEALTH MEDICAL GROUP- FAMILY MEDICINE AT DR. PHILIPS		1	3	75%	4
OCHSNER MEDICAL CENTER			4	100%	4
HEALTHY MINORS PEDIATRIC URGENT CARE		4			4
HELIX KH UC			4	100%	4
HEALTH AND WELLNESS CENTER			4	100%	4
COVENIENT CARE MEDICAL CLINIC			4	100%	4
LA MER NH LLC			4	100%	4
LONG TERM CARE OF JAY, LLC			4	100%	4
LIFESTREAM BEHAVIORIAL CENTER		4			4
BARBARA O'REILLY MD PA		4			4
MEDEXPRESS URGENT CARE - TARENTUM		4			4
ACE BIOMEDICAL LABS LLC			4	100%	4
JOHN T MATHER MEMORIAL HOSPITAL LABORATORY		4			4
MINUTECLINIC, LLC #03965		4			4
WATSON THERAPEUTICS		1	3	75%	4
SOUTHEASTERN REGIONAL MEDICAL CENTER			4	100%	4
Calusa Harbour			4	100%	4
SOUTH FLORIDA FAMILY HEALTH & RESEARCH CTR			4	100%	4
OKLAHOMA STATE DEPARTMENT OF HEALTH-PUBLIC HEALTH LABORATORY			4	100%	4
NEWPATH DIAGNOSTICS		4			4
UTAH DEPARTMENT OF HEALTH			4	100%	4
INSPIRED LIVING AT PALM BAY		4			4
CLINCLOUD, LLC			4	100%	4
OPTIMAL CARE PEDIATRICS			4	100%	4
LEMOYNE COLLEGE WELLNESS CENTER FOR		4			4
SUNSHINE PEDIATRICS OF CENTRAL FLORIDA PL		2	2	50%	4
DYNACARE LABORATORIES			4	100%	4
PALM BEACH CANCER INSTITUTE			4	100%	4
SIGNATURE CARE MONTROSE		2	2	50%	4
SUMMERFIELD EMERGENCY ROOM		2	2	50%	4
INFECTION CONTROL/ EMPHEALTH		3	1	25%	4
UHEALTH UNIVERSITY OF MIAMI			4	100%	4
MARSHFIELD LABORATORIES			4	100%	4
MARION AND BERNARD L SAMSON NURSING CENTER			4	100%	4
MINUTECLINIC DIAGNOSTIC OF SC, LLC #2		4			4
MEDEXPRESS URGENT CARE - STATE COLLEGE		3	1	25%	4
MEDEXPRESS URGENT CARE PORT HURON		3	1	25%	4
CARENOW URGENT CARE - WINTER SPRINGS		3	1	25%	4
MIZELL MEMORIAL HOSPITAL			4	100%	4
SUPERIOR RESIDENCES AT CALA HILLS		4			4
CONCENTRA URGENT CARE		1	3	75%	4
MC DIAGNOSTIC OF CONNECTICUT , PC # 3		2	2	50%	4
BAYLOR ESOTERIC AND MOLECULAR LAB			4	100%	4
ADVENTHEALTH NEW SMYRNA BEACH COMMUNITY HEALTH			4	100%	4

COVID-19: testing by laboratory

Data through Jan 1, 2021 verified as of Jan 2, 2021 at 09:25 AM

Data in this report are provisional and subject to change.

The numbers in the table below represent the number of Florida and non-Florida residents for whom test results were received by the Department of Health. A person can be tested by more than one laboratory and can have both positive and negative results. **Therefore, the sum of the numbers in each column will be larger than the total number of people tested.**

Reporting lab	Inconclusive	Negative	Positive	Percent positive	Total
OMNICARE PHARMACY OF TEXAS 1		4			4
MIRIMUS INC		1	3	75%	4
NEMOURS CHILDREN'S URGENT CARE			4	100%	4
MEDEXPRESS URGENT CARE - CLARKSBURG		4			4
LONG ISLAND JEWISH FOREST HILLS HOSPITAL		4			4
PALM HARBOR DERMATOLOGY		4			4
GARDENS HEALTH NH LLC		4			4
MEDEXPRESS URGENT CARE-PETERS TWP		4			4
NORTHEAST ALABAMA REGIONAL MEDICAL CENTER		2	2	50%	4
LEON MEDICAL CENTERS, LLC			4	100%	4
MINUTE CLINIC DIAGNOSTIC OF NORTH CAROLINA		4			4
CITYMD		1	3	75%	4
CLINICAL LABORATORIES OF THE BUFFALO		3	1	25%	4
CELAL GUROL ERBAY, MD			4	100%	4
CAPITAL HEALTH LABORATORY INC			4	100%	4
REDMED OF CROSSTOWN		1	3	75%	4
BELLIN HEALTH LAB		1	3	75%	4
MEDEXPRESS URGENT CARE PLEASANT HILLS		3	1	25%	4
CARENOW URGENT CARE-DONELSON		3	1	25%	4
PEACEHEALTH LABORATORIES		3	1	25%	4
MINUTECLINIC DIAGNOSTIC OF TN PC #386		4			4
CAREHERE LCS- EUSTIS			4	100%	4
CVS MINUTE CLINIC DIAGNOSTIC MED GRP OF SAN		2	2	50%	4
Westminster Manor		3	1	25%	4
WELL-BEING MEDICAL CENTER PLLC		4			4
CENTERPLACE HEALTH			4	100%	4
UNION CITY MANOR NURSING CENTER		4			4
FLORENCE - HUNTSVILLE HOSPITAL URGENT CARE		3	1	25%	4
DTR LABS		3	1	25%	4
ACCENT PHYSICIAN SPECIALISTS PA		4			4
CARENOW URGENT CARE-GREEN HILLS		4			4
SunTerrace Health Care Center		3	1	25%	4
MEDEXPRESS URGENT CARE - MARKHAM STREE		3	1	25%	4
VRL LABORATORIES			4	100%	4
DR. PHILLIPS MEDICAL WELLNESS CENTER		2	2	50%	4
COLUMBIA MEMORIAL HOSPITAL LABORATORY		4			4
TENDER CARE ALF		4			4
FLORIDA HEALTH CARE PLANS STIRLING CENTER			4	100%	4
Grand Villa of Deerfield Beach		2	2	50%	4
MAILBOX DIAGNOSTICS		2	2	50%	4
BIG BEND HOSPICE INC		4			4
MIAMI CANCER INSTITUTE			4	100%	4
OKLAHOMA STATE UNIVERSITY DIAGNOSTIC LAB			4	100%	4
COMPUNET CLINICAL LAB			4	100%	4
HAMPTON ALF AT 24TH ROAD LLC			4	100%	4
BOCA SIMON LAB		1	3	75%	4

COVID-19: testing by laboratory

Data through Jan 1, 2021 verified as of Jan 2, 2021 at 09:25 AM

Data in this report are provisional and subject to change.

The numbers in the table below represent the number of Florida and non-Florida residents for whom test results were received by the Department of Health. A person can be tested by more than one laboratory and can have both positive and negative results. **Therefore, the sum of the numbers in each column will be larger than the total number of people tested.**

Reporting lab	Inconclusive	Negative	Positive	Percent positive	Total
EAST BANK HOSPITAL - UNIVERSITY OF MINNESOTA MEDICAL CENTER			4	100%	4
SANFORD SOUTH UNIVERSITY		4			4
SIMEDHEALTH LLC		2	2	50%	4
MINUTE CLINIC DIAGNOSTIC OF MICHIGAN PC		4			4
APEX HOME HEALTH CARE		4			4
CARENOW URGENT CARE-HERMITAGE			4	100%	4
BIRMINGHAM VAMC		1	3	75%	4
PARTNERS PHARMACY OF FLORIDA LLC		4			4
NURSING PLUS OF BROWARD LLC		1	3	75%	4
JUPITER ISLAND MEDICAL CLINIC INC		4			4
ADVENT HEALTH - TUSKAWILLA		4			4
MINUTECLINIC, LLC #1586		3	1	25%	4
INTERMARKET FACILITY			4	100%	4
BIOTEST PLASMA CENTER		4			4
PRIMECARE		2	2	50%	4
GENUS DIAGNOSTICS			4	100%	4
MEDEXPRESS URGENT CARE - LOGAN		4			4
L3HARRIS FAMILY MEDICAL CENTER			4	100%	4
WESLEY CHAPEL INTERNAL MEDICINE AND PEDIATRICS			4	100%	4
ATMORE NURSING CENTER		3	1	25%	4
MEDEXPRESS URGENT CARE HUNTINGTON		4			4
MEDEXPRESS URGENT CARE - MBURG COMMONS		4			4
ELITE MD GROUP INC		1	3	75%	4
PUTNAM HOSPITAL CENTER LABORATORY		4			4
MEDEXPRESS URGENT CARE - SALEM		2	2	50%	4
AMERICAN HOUSE FORT MYERS		4			4
EXPRESS TESTING-ONE			4	100%	4
ALVARO J DANGOND MD PA		4			4
KENDALL REGIONAL MEDICAL CNTR			4	100%	4
MEDEXPRESS URGENT CARE - MT LEBANON		3	1	25%	4
UW MEDICINE VIROLOGY LAB			4	100%	4
PALM BEACH COUNTY HEALTH DEPARTMENT LABORATORY			4	100%	4
ELTINGVILLE CIRCLE URGENT CARE		4			4
FLORIDA CANCER SPECIALISTS AND RESEARCH		2	2	50%	4
WYOMING PUBLIC HEALTH LAB			4	100%	4
RELIANT ACUTE CARE			4	100%	4
TRIDENT BIOMETRICS		3	1	25%	4
SHEEPSHEAD BAY URGENT CARE		4			4
GRAND VILLA OF ENGLEWOOD		1	3	75%	4
YAZJI PEDIATRIC CARE LLC DBA TUKA PEDIATRICS			4	100%	4
RIO PINAR HEALTH CARE			4	100%	4
CVS MINUTE CLINIC DIAGNOSTIC PA		3	1	25%	4
MINUTECLINIC DIAGNOSTIC OF TEXAS		4			4
ADVENTHEALTH CAR CENTER APOPKA			4	100%	4
TULLAHOMA HMA, LLC		3	1	25%	4
MINUTECLINIC DIAGNOSTIC OF TN, PC 4992		4			4

COVID-19: testing by laboratory

Data through Jan 1, 2021 verified as of Jan 2, 2021 at 09:25 AM

Data in this report are provisional and subject to change.

The numbers in the table below represent the number of Florida and non-Florida residents for whom test results were received by the Department of Health. A person can be tested by more than one laboratory and can have both positive and negative results. **Therefore, the sum of the numbers in each column will be larger than the total number of people tested.**

Reporting lab	Inconclusive	Negative	Positive	Percent positive	Total
ABBEY MANOR RETIREMENT RESIDENCE INC		4			4
CARENOW URGENT CARE-WEST END		4			4
MINUTE CLINIC DIAGNOSTIC OF PENNSYLVANIA		4			4
FLAGLER HEALTH SERVICES INC			4	100%	4
SONIC REFERENCE LABORATORY			4	100%	4
West Gate Village, LLC		4			4
MEDICANA NURSING AND REHAB CENTER			4	100%	4
PRIMARY CARE WALK IN CLINIC PLLC			4	100%	4
HAWTHORNE INN OF LAKE LAND		4			4
MEDEXPRESS URGENT CARE - FORT WORTH S		3	1	25%	4
Bardmoor Oaks Healthcare and Rehabilitation Center		3	1	25%	4
MEDEXPRESS URGENT CARE - GLENDALE		4			4
CENTERPLACE HEALTH, INC			4	100%	4
THE DOCTORS CENTER HEALTHCARE-SOUTHSIDE		1	3	75%	4
IGENEX INC		4			4
ENCOMPASS HOME HEALTH		4			4
JUPITER MEDICAL CENTER URGENT CENTER			4	100%	4
MINUTECLINIC DIAGNOSTIC OF VIRGINIA, LLC #1656		4			4
CAPE COD HOSPITAL			4	100%	4
CONSULATE HEATH CARE AT WEST ALTAMONTE			4	100%	4
MINUTECLINIC DIAGNOSTICS OF IND, LLC		4			4
Grand Villa of Clearwater		4			4
URGENT CARE OF ERWIN		4			4
FLORIDA HOSPITAL PHYSICIAN GROUP		1	3	75%	4
MEDICINE SHOPPE #1306 THE		3	1	25%	4
LAKE FOREST PARK OP CO LLC		4			4
FLORIDA HEART AND VASCULAR			4	100%	4
MC DIAGNOSTIC OF CONNECTICUT, PC #775		3	1	25%	4
NORTHDAL REHABILITATION CENTER			4	100%	4
REHABILITATION CENTER OF WINTER PARK,THE			4	100%	4
MEDEXPRESS URGENT CARE - PRINCETON		4			4
MINUTECLINIC DIAGNOSTIC OF TN PC #320		4			4
MEDEXPRESS URGENT CARE LAVAL		3			3
SJH			3	100%	3
ORLANDO CLINICAL RESEARCH CENTER		3			3
SENTARA NORFOLK GENERAL HOSPITAL CENTRAL LAB			3	100%	3
BAY COUNTY HEALTH DEPARTMENT		3			3
PREMIER FAMILY AND SPORTS MEDICINE		2	1	33%	3
ST LUKES HOSPITAL LABORATORY		2	1	33%	3
LEE CONVENIENT CARE AT SUMMERLIN			3	100%	3
CUMBERLAND MEDICAL CENTER INC		3			3
SANFORD MOBILE LAB			3	100%	3
LOVING CARE OF THE TREASURE COAST LLC	1	2			3
HARBOUR'S EDGE		2	1	33%	3
TAMPA		1	2	67%	3
KENTUCKY CABINET FOR HEALTH AND FAMILY SERVICES			3	100%	3

COVID-19: testing by laboratory

Data through Jan 1, 2021 verified as of Jan 2, 2021 at 09:25 AM

Data in this report are provisional and subject to change.

The numbers in the table below represent the number of Florida and non-Florida residents for whom test results were received by the Department of Health. A person can be tested by more than one laboratory and can have both positive and negative results. **Therefore, the sum of the numbers in each column will be larger than the total number of people tested.**

Reporting lab	Inconclusive	Negative	Positive	Percent positive	Total
WALGREENS 2941		3			3
MINUTECLINIC, LLC, MINUTECLINIC #7637		3			3
SHERMAN-ABRAMS LABORATORY INC		3			3
GYN PATH SERVICES			3	100%	3
CARENOW URGENT CARE - CENTRAL AUSTIN			3	100%	3
HAVEN CUSTEAD CARE CENTER			3	100%	3
Centrastate Medical Center		2	1	33%	3
ALAN SERURE MD		3			3
MEDEXPRESS URGENT CARE- FORT WORTH N T		3			3
MINUTECLINIC DIAGNOSTIC OF TN, PC 374		3			3
AMERICAN SCIENTIFIC LABORATORIES LLC			3	100%	3
NORTH NAPLES HOSPITAL RESPIRATORY THERAPY DEPARTMENT			3	100%	3
HILLVIEW LABORATORY			3	100%	3
DACH MAIN LAB			3	100%	3
MONTANA DEPARTMENT OF PUBLIC HEALTH & HUMAN SERVICES			3	100%	3
GREATER MOBILE URGENT CARE - SPRINGHILL			3	100%	3
ERIC C MRSHAL, MD, PC #1842		3			3
ALOHA HOME CARE LLC DBA ACCENTCARE HOME HEALTH OF		3			3
MEDEXPRESS - COLLINSVILLE BELT LINE		3			3
YORK HOSPITAL - LABORATORY			3	100%	3
VIDANT MEDICAL CENTER			3	100%	3
CONCORD LIFE SCIENCES LLC		1	2	67%	3
US SPECIALTY LABS			3	100%	3
NAVAL MEDICAL CENTER SAN DIEGO			3	100%	3
CVS MINUTE CLINIC DIAGNOSTIC OF VIRGINIA		3			3
MINUTECLINIC DIAGNOSTIC OF WISCONSIN,		3			3
INNOVATIVE COVID-DIVERSEY			3	100%	3
VICAR'S LANDING NURSING HOME		2	1	33%	3
TERRACE OF ST CLOUD, THE		2	1	33%	3
TARRANT COUNTY PUBLIC HEALTH		3			3
GRACE WELLNESS CENTER		2	1	33%	3
Lab MSMC Hialeah			3	100%	3
Magnolia Health and Rehab Center			3	100%	3
MEDEXPRESS URGENT CARE MARTINSBURG		2	1	33%	3
MEDICAL UNIVERSITY SC HOSPITAL			3	100%	3
URGENT CARE AT LONGWOOD			3	100%	3
MINUTECLINIC, DIAGNOSTIC OF TEXAS, LL		3			3
MINUTECLINIC DIAGNOSTIC MED GRP OF SAN		3			3
PPD - IXLAYER		3			3
ORLANDO ORTHOPAEDIC OUTPATIENT SURGERY CENTER		1	2	67%	3
Fouraker Hills Rehab and Nursing			3	100%	3
PINELLAS PARK HEALTH CENTER - PINELLAS CHD		1	2	67%	3
BOLING, STEPHANIE		3			3
EASTCHESTER PEDIATRIC MEDICAL GROUP		3			3
MACCLENNY NURSING AND REHAB			3	100%	3
DISCOVERY VILLAGE AT STUART		1	2	67%	3

COVID-19: testing by laboratory

Data through Jan 1, 2021 verified as of Jan 2, 2021 at 09:25 AM

Data in this report are provisional and subject to change.

The numbers in the table below represent the number of Florida and non-Florida residents for whom test results were received by the Department of Health. A person can be tested by more than one laboratory and can have both positive and negative results. **Therefore, the sum of the numbers in each column will be larger than the total number of people tested.**

Reporting lab	Inconclusive	Negative	Positive	Percent positive	Total
LEESBURG COMMUNITY HEALTH CENTERS			3	100%	3
URGENT CARE - OCONEE		2	1	33%	3
MID FLORIDA CLINICAL LABORATORY		2	1	33%	3
MPG JACKSONVILLE ATLANTIC BLVD		1	2	67%	3
TERENCE B MITCHELL MD, INC			3	100%	3
FAMILY MEDICINE AT WINTER PARK			3	100%	3
GARCIA MORALES NELSON			3	100%	3
DIXIE COUNTY HEALTH DEPARTMENT		2	1	33%	3
ONslow MEMORIAL HOSPITAL LABORATORY		3			3
TMH PHYSICIAN PARTNERS SOUTHWOOD			3	100%	3
AVANTE AT MT DORA		1	2	67%	3
INTEGRATED FAMILY MEDICAL CENTER			3	100%	3
LOUISIANA DEPT. OF HEALTH AND HOSPITALS-INFECTIOUS DISEASE EPI SECTION			3	100%	3
ORLANDO MEDICAL CENTER PL			3	100%	3
MINUTECLINIC DIAGNOSTIC OF MICHIGAN, P		3			3
NORTHSIDE HOSPITAL ATLANTA		3			3
MEDEXPRESS URGENT CARE MORGANTOWN		3			3
ENTRUST IMMEDIATE CARE			3	100%	3
GENOME LLC	1		2	67%	3
KEYSTONE REHABILITATION AND HEALTH CENTER			3	100%	3
DOTHAN WEST FAMILY MEDICINE		2	1	33%	3
PREMIER CLINICAL RESEARCH INSTITUTE INC			3	100%	3
MINUTECLINIC DIAGNOSTIC OF VIRGINIA, LLC #255		3			3
LOYOLA UNIVERSITY MEDICAL CENTER LABORATORY			3	100%	3
MINUTECLINIC DIAGNOSTIC OF OKLAHOMA		2	1	33%	3
CARE ATC - CITY OF BOYNTON BEACH			3	100%	3
Broadview Multi-Care Center		3			3
CVS MINUTE CLINIC DIAGNOSTIC OF TEXAS		3			3
MEDEXPRESS - NEW CASTLE, DUPONT HWY		3			3
MINUTECLINIC LLC (1435)		3			3
CGH MEDICAL CENTER			3	100%	3
MARION COUNTY FIRE RESCUE		3			3
SMOKY MOUNTAIN URGENT CARE AND FAMILY MEDICINE CENTER			3	100%	3
MEDEXPRESS URGENT CARE-HERSHEY		2	1	33%	3
ALABAMA DEPARTMENT OF PUBLIC HEALTH		1	2	67%	3
OPTUMCARE SOUTH FLORIDA, LLC		1	2	67%	3
QUINTON MEMORIAL HEALTH CARE CENTER		3			3
OHIO DEPARTMENT OF HEALTH			3	100%	3
PRISMA HEALTH MIDLANDS			3	100%	3
GONZALEZ MD AND ASWAD MD HEALTH SERVICES			3	100%	3
AFC PHYSICIANS OF FLORIDA PA			3	100%	3
AVANTE INVERNESS		1	2	67%	3
RAPID CITY RUGENT CARE			3	100%	3
CVS MINUTE CLINIC DIAG OF IND LLC #5206		2	1	33%	3
NORTHSIDE HOSPITAL		2	1	33%	3
MINUTECLINIC DIAG OF IND LLC #6840		3			3

COVID-19: testing by laboratory

Data through Jan 1, 2021 verified as of Jan 2, 2021 at 09:25 AM

Data in this report are provisional and subject to change.

The numbers in the table below represent the number of Florida and non-Florida residents for whom test results were received by the Department of Health. A person can be tested by more than one laboratory and can have both positive and negative results. **Therefore, the sum of the numbers in each column will be larger than the total number of people tested.**

Reporting lab	Inconclusive	Negative	Positive	Percent positive	Total
ORCHID COVE DAYTONA			3	100%	3
UNIVERSITY OF MICHIGAN		2	1	33%	3
MINUTE CLINIC, LLC #1434		3			3
MEDICAL CENTER ENTERPRISE			3	100%	3
MEDEXPRESS URGENT CARE-PASADENA		3			3
CAMPAZZI CONCIERGE MEDICAL SERVICES		2	1	33%	3
MEDICAL CENTER OF THE ROCKIES			3	100%	3
Life Care Center of Citrus County		2	1	33%	3
ST. PETERSBURG PEDIATRICS- 38TH AVENUE			3	100%	3
MEDEXPRESS URGENT CARE - MOUNTAIN HOME		3			3
BARONESS ERLANGER HOSPITAL		3			3
SEMINOLE FAMILY HEALTH CENTER		3			3
PUBLIC HEALTH TRUST OF MIAMI DADE COUNTY			3	100%	3
BETTERMED URGENT CARE			3	100%	3
MEDEXPRESS URGENT CARE - NORTH LITTLE		2	1	33%	3
HELIX MEDICAL CENTERS		1	2	67%	3
PENSACOLA PEDIATRICS PA - TIGER POINT			3	100%	3
WALGREENS #07502		3			3
AVANTE AT OCALA INC			3	100%	3
THE CLINIC OF PEDIATRICS & GI MEDICINE, INC			3	100%	3
WEST TN HEALTH MED NORTH		3			3
MEDEXPRESS URGENT CARE - IRVING		3			3
BROOKDALE OAKBRIDGE		1	2	67%	3
ANYLABTESTNOW			3	100%	3
MADISON COUNTY HEALTH DEPARTMENT		3			3
METHODIST HOSPITAL			3	100%	3
HEALTHQUEST, INC		2	1	33%	3
APEX CLINICAL LABORATORIES INC		3			3
MEDEXPRESS URGENT CARE - RICHMOND, W BROAD ST		3			3
NORTHERN LIGHT LABORATORY		1	2	67%	3
MONTEFIORE MEDICAL CENTER LABS MONTEFIORE		2	1	33%	3
MC DIAGNOSTIC OF CONNECTICUT, PC # 257		2	1	33%	3
PATHOLOGY REFERENCE LAB LLC			3	100%	3
GLADES COUNTY DETENTION CENTER			3	100%	3
OPENTRONS PRL		2	1	33%	3
VIRTUA MEMORIAL HOSPITAL BURLINGTON COUNTY		1	2	67%	3
ADVENT HEALTH - TIMBERRIDGE ER		2	1	33%	3
KEY WEST URGENT CARE, INC		3			3
PULSE & REMEDY LLC			3	100%	3
VA OUTPATIENT CLINIC-NEW PORT RICHEY			3	100%	3
FLORIDA CLINICAL LABORATORY - BIOREFERENCE LABORATORIES		2	1	33%	3
OHIO DEPARTMENT OF HEALTH LABORATORY		2	1	33%	3
ACCESS HEALTH CARE		2	1	33%	3
MEDEXPRESS URGENT CARE - SUMMERSVILLE, WEBSTER RD		3			3
MAIN STREET MEDICAL CENTER OF CRESTVIEW PA		1	2	67%	3
CITIZENS BAPTIST MEDICAL CENTERS LAB		3			3

COVID-19: testing by laboratory

Data through Jan 1, 2021 verified as of Jan 2, 2021 at 09:25 AM

Data in this report are provisional and subject to change.

The numbers in the table below represent the number of Florida and non-Florida residents for whom test results were received by the Department of Health. A person can be tested by more than one laboratory and can have both positive and negative results. **Therefore, the sum of the numbers in each column will be larger than the total number of people tested.**

Reporting lab	Inconclusive	Negative	Positive	Percent positive	Total
Bainbridge Health and Rehab		3			3
BRADENTON PHYSICIAN MEDICAL CENTER			3	100%	3
CORTLAND REGIONAL MEDICAL CENTER		3			3
DEPARTMENT OF PATHOLOGY ROME MEMORIAL		3			3
COOPER UNIVERSITY HOSPITAL LABORATORY		2	1	33%	3
KEY TRAINING CENTER			3	100%	3
UNC HOSPITAL/MCLENDON CLINICAL LABORATORIES			3	100%	3
AMERICAN EAGLE LEESBURG AL LLC DBA VISTA LAKE			3	100%	3
MINUTECLINIC #2860		3			3
LIFEHOPE LABS			3	100%	3
PELICAN LANDING		1	2	67%	3
MEDEXPRESS URGENT CARE - STAUNTON		2	1	33%	3
MONTANA PUBLIC HEALTH LAB			3	100%	3
PINELLAS POINT NURSING AND REHAB			3	100%	3
NOVANT HEALTH PRESBYTERIAN		2	1	33%	3
PUTNAM COUNTY EMERGENCY RESCUE SERVICE		3			3
TRUE HEALTH - LAKE UNDERHILL		3			3
ADVENT HEALTH - CENTRAL PASCO ER			3	100%	3
NORTH SHORE HOSP. INFECTION CONTROL			3	100%	3
PARRISH MEDICAL CENTER-WAIVED TESTING		3			3
MEDEXPRESS URGENT CARE, JOHNSTOWN		2	1	33%	3
AUSTIN PUBLIC HEALTH			3	100%	3
WINDER NURSING INC DBA WINDER HEALTH CARE		3			3
MOBILE RESPONSE DIAGNOSTICS LLC		3			3
INSPIRA MEDICAL CENTER VINELAND LAB		2	1	33%	3
CENTRAL DUPAGE HOSPITAL			3	100%	3
MC DIAGNOSTIC OF CONNECTICUT, PC #1966		3			3
BRENTWOOD SENIOR LIVING AT ST PETE			3	100%	3
ORLANDO REGIONAL HEALTH SERVICES		1	2	67%	3
PATIENT FIRST - ALLENTOWN			3	100%	3
IOWA DEPARTMENT OF PUBLIC HEALTH			3	100%	3
BEEBE MEDICAL CENTER LABORATORY		3			3
ADVENT HEALTH - WESTCHASE ER			3	100%	3
NORTHWEST FLORIDA CLINICAL LAB		1	2	67%	3
MAYO		1	2	67%	3
MEDICAL SERVICES OF AMERICA HOME HEALTH		3			3
MUNSON MEDICAL CENTER			3	100%	3
NYC PUBLIC HEALTH LABS			3	100%	3
DEACONESS HOSPITAL			3	100%	3
NORTH BROWARD HOSPITAL DISTRICT HEALTHCARE FOR THE HOMELESS			3	100%	3
ESTERO FIRE RESCUE		3			3
MEDFUSION		2	1	33%	3
MINUTE CLINIC LLC #1448		3			3
MINUTECLINIC DIAGNOSTIC OF RHODE ISLAND		2	1	33%	3
ELITE PRIMARY CARE OF WAYCROSS			3	100%	3
MINUTECLINIC DIAG OF IND, LLC #2387		3			3

COVID-19: testing by laboratory

Data through Jan 1, 2021 verified as of Jan 2, 2021 at 09:25 AM

Data in this report are provisional and subject to change.

The numbers in the table below represent the number of Florida and non-Florida residents for whom test results were received by the Department of Health. A person can be tested by more than one laboratory and can have both positive and negative results. **Therefore, the sum of the numbers in each column will be larger than the total number of people tested.**

Reporting lab	Inconclusive	Negative	Positive	Percent positive	Total
VILLAGES HEALTH, THE		3			3
CROSSVILLE MEDICAL GROUP		1	2	67%	3
VIRGINIA DIVISION OF CONSOLIDATED LABORATORIES			3	100%	3
MICHIGAN HEALTH CLINIC LABORATORIES		2	1	33%	3
ALLIANCE LABS @LRMC			3	100%	3
PRORENATA LABS		1	2	67%	3
CAMELLIA AT DEERWOOD			3	100%	3
CORTLAND COUNTY HEALTH DEPARTMENT		3			3
MAGNOLIA PEDIATRICS GROUP LLC			3	100%	3
TIFTON CARECONNECT URGENT CARE			3	100%	3
TRUE HEALTH- HOFFNER		3			3
URGENT CARE USA LLC			3	100%	3
NORTH DADE NURSING AND REHABILITATION CENTER			3	100%	3
MIAMI MEDICAL CONSULTANT PA			3	100%	3
URGENT DOC - URGENT CARE CLINIC			3	100%	3
CVS MINUTE CLINIC			3	100%	3
ST VINCENT'S URGENT CARE		3			3
CVS MINUTE CLINIC, LLC #22		2	1	33%	3
FELICIDAD MEDICAL CENTER INC			3	100%	3
ERIE COUNTY PUBLIC HEALTH CLINICAL		3			3
ROANE MEDICAL CENTER		2	1	33%	3
FLORIDA LABORATORY ANALYSIS, LLC			3	100%	3
ST MARYS MEDICAL CENTER			3	100%	3
ADVENT HEALTH MEDICAL GROUP FAMILY MEDICINE			3	100%	3
Nashville Central Laboratory		3			3
FLORIDA DEPARTMENT OF HEALTH IN MIAMI DADE COUNTY		2	1	33%	3
FLORIDA MENTOR-POINT WEST CLUSTER		3			3
CAYUGA COUNTY HEALTH DEPARTMENT		3			3
WHITE WILSON MEDICAL CENTER NEPHROLOGY			3	100%	3
CONSOLIDATED LABORATORY SERVICES			3	100%	3
REELFOOT FAMILY WALK IN CLINIC		2	1	33%	3
KISSIMMEE URGENT CARE		3			3
CULLMAN REGIONAL MEDICAL CENTER		2	1	33%	3
PEDIATRICS BY THE SEA JOG RD OFFICE			3	100%	3
URGENT TEAM - HUNTSVILLE		3			3
MINUTECLINIC, LLC #4230		2	1	33%	3
ADRIANA M CASTRO MD PA		3			3
MINUTECLINIC DIAGNOSTIC OF NORTH CAROLINA PC #7054		3			3
HELIX LW UC		1	2	67%	3
Gulfport Rehabilitation Center			3	100%	3
REGIONAL MEDICAL LAB			3	100%	3
THOMAS LANGLEY			3	100%	3
NEMOURS CHILDRENS PRIMARY CARE HORIZON WEST			3	100%	3
MINUTECLINIC DIAGNOSTIC OF ILLINOIS		2	1	33%	3
PALMS WEST HOSPITAL			3	100%	3
PEDIATRICS AND ADOLESCENT MEDICINE		2	1	33%	3

COVID-19: testing by laboratory

Data through Jan 1, 2021 verified as of Jan 2, 2021 at 09:25 AM

Data in this report are provisional and subject to change.

The numbers in the table below represent the number of Florida and non-Florida residents for whom test results were received by the Department of Health. A person can be tested by more than one laboratory and can have both positive and negative results. **Therefore, the sum of the numbers in each column will be larger than the total number of people tested.**

Reporting lab	Inconclusive	Negative	Positive	Percent positive	Total
JACKSON SOUTH COMMUNITY HOSPITAL LAB			3	100%	3
HEALTHCARE NETWORK OF SOUTHWEST FLORIDA			3	100%	3
ST CLOUD MEDICAL GROUP		3			3
MOBIL LAB FOR ALL INC		3			3
BLOOMINGDALE PEDIATRIC ASSOCIATES PA			3	100%	3
SUN TERRACE HEALTH CARE CENTER			3	100%	3
CIGNA PBSO WEST PALM			3	100%	3
COASTAL LABORATORIES OF FLORIDA			3	100%	3
SURETOX LABORATORY LLC		2	1	33%	3
DOCTORS MEDICAL CENTER OF WALTON COUNTY CLINIC			3	100%	3
ACCESS HOME HEALTH OF FLORIDA LLC		3			3
PM PEDIATRICS OF BAYSIDE PLLC		3			3
MEDEXPRESS URGENT CARE - HOT SPRINGS		3			3
LEWIS COUNTY MANOR		3			3
MEDEXPRESS URGENT CARE - WEIRTON		3			3
Hunterdon Medical Center Laboratory		3			3
PANCARE HEALTH - ALTHA PUBLIC			3	100%	3
NOVADX		2	1	33%	3
ADVENTHEALTH SEBRING- INFECTION CONTROL DEPARTMENT			3	100%	3
WELLINGTON REGIONAL MEDICAL CENTER			3	100%	3
UNITY HEALTH AND REHABILITATION CENTER			3	100%	3
VAIL VALLEY MEDICAL CENTER			3	100%	3
ST BARNABAS HOSPITAL		3			3
ADVENTHEALTH MEDICAL GROUP PEDIATRIC & ADOLESCENT		3			3
NORTH SHORE HEMATOLOGY-ONCOLOGY ASSOCIATES, PC		3			3
ASPEN VALLEY HOSPITAL			3	100%	3
PLEASANTVILLE OF SEBASTIAN LLC			3	100%	3
MEDEXPRESS URGENT CARE-SCOTT TOWNSHIP		3			3
VELOCITY CARE			3	100%	3
EMORY BENNETT VETERANS NURSING HOME		3			3
MD NOW URGENT CARE - DELRAY WEST			3	100%	3
BETH ISRAEL MEDICAL CENTER LABS		3			3
MEDEXPRESS URGENT CARE-NESHANNOCK TWP		2	1	33%	3
FAMILY MEDICINE AT WATERMAN		3			3
CAREWELL URGENT CARE			3	100%	3
COURTYARD GARDENS OF BOYNTON BEACH, LLC		1	2	67%	3
MEDEXPRESS URGENT CARE-ARLINGTON		2	1	33%	3
COVENANT PEDIATRICS		1	2	67%	3
LONGWOOD PEDIATRICS LLC			3	100%	3
NC STATE LABORATORY OF PUBLIC HEALTH		3			3
COLLIER BLVD HMA PHYSICIAN MANAGEMENT,, LLC			3	100%	3
BAPTIST OUTPATIENT SERVICES			3	100%	3
PHYSICIANS IMMEDIATE CARE ELGIN			3	100%	3
URGENT CARE COASTAL GA			3	100%	3
NIGHT LITE PEDIATRICS CENTER		1	2	67%	3
UNIVERSITY OF MIAMI / SCCC RESEARCH LABORATORY			3	100%	3

COVID-19: testing by laboratory

Data through Jan 1, 2021 verified as of Jan 2, 2021 at 09:25 AM

Data in this report are provisional and subject to change.

The numbers in the table below represent the number of Florida and non-Florida residents for whom test results were received by the Department of Health. A person can be tested by more than one laboratory and can have both positive and negative results. **Therefore, the sum of the numbers in each column will be larger than the total number of people tested.**

Reporting lab	Inconclusive	Negative	Positive	Percent positive	Total
THE LODGE AND REHABILITATION CENTER		3			3
SSM HEALTH ST LOUIS MICROBIOLOGY LABORATORY		1	2	67%	3
CULLMAN REGIONAL URGENT CARE		2	1	33%	3
LINCOLN MEDICAL CENTER		3			3
Enterprise Health and Rehabilitation Center		3			3
BROOKDALE ORANGE PARK		3			3
WILLIAM A HINTON STATE LABORATORY INSTITUTE		1	2	67%	3
BAPTIST PRIMARY CARE, INC.		2	1	33%	3
Lakeview Village		3			3
FLORIDA GASTROENTEROLOGY ASSOCIATES PA		3			3
WATSON THERAPEUTICS INC			3	100%	3
MANORCARE NURSING & REHABILITATION CENTER-NAPLES		3			3
BROOKDALE SENIOR LIVING			3	100%	3
LAFAYETTE NURSING AND REHAB			3	100%	3
MINUTE-CLINIC DIAGNOSTIC OF VIRGINIA		2	1	33%	3
SPRING LAKE REHABILITATION CENTER			3	100%	3
SANDGATE GARDENS REHAB & NURSING CENTER		2	1	33%	3
SCIENTIFIC LABORATORY DIVISION			3	100%	3
MINUTE CLINIC LLC #2775		3			3
TUFTS MEDICAL CENTER			3	100%	3
RHEA MEDICAL CENTER		3			3
ADVANCED PEDIATRICS OF BOCA LLC			3	100%	3
LIFE CARE HOME HEALTH SERVICES LLC			3	100%	3
GIBBENS FAMILY MEDICAL, LLC		2	1	33%	3
PM PEDIATRICS OF SELDEN PLLC		3			3
SOFTLAB			3	100%	3
MONROE COUNTY DEPT OF PUBLIC HEALTH ST		3			3
GROVES CENTER			3	100%	3
ALLIED PHYSICIANS GROUP PLLC		3			3
LEXINGTON MEDICAL CENTER		1	2	67%	3
ADVANCED URGENT CARE OF MARATHON			3	100%	3
MEDEXPRESS URGENT CARE - TEAYS VALLEY		3			3
HIALEAH SHORES NURSING AND		2	1	33%	3
AMERICAN HEALTH ASSOCIATES INC			3	100%	3
BAPTIST HEALTH MEDICAL CENTER			3	100%	3
QUATRACOR PLLC		3			3
LATCHER LABORATORY OF A O FOX MEMORIAL		2	1	33%	3
MEDFIRST URGENT CARE			3	100%	3
PLAINVIEW PRIMARY CARE		3			3
NEWSTAR MEDICAL LABORATORIES		3			3
State Lab Unspecifd			3	100%	3
PALM BEACH CDH - DELRAY BEACH			3	100%	3
MEDEXPRESS URGENT CARE - KOKOMO		3			3
DANIEL M LIBBY MD PLLC		3			3
WYOMING DEPT OF HEALTH			3	100%	3
EXETER HOSPITAL		3			3

COVID-19: testing by laboratory

Data through Jan 1, 2021 verified as of Jan 2, 2021 at 09:25 AM

Data in this report are provisional and subject to change.

The numbers in the table below represent the number of Florida and non-Florida residents for whom test results were received by the Department of Health. A person can be tested by more than one laboratory and can have both positive and negative results. **Therefore, the sum of the numbers in each column will be larger than the total number of people tested.**

Reporting lab	Inconclusive	Negative	Positive	Percent positive	Total
QUEST DIAGNOSTICS PSC			3	100%	3
FLORIDA MEDICAL ASSOCIATES LLC			3	100%	3
FLORIDA MEDICAL CLINIC IM MLK		3			3
LISTENING DOCTOR PLLC, THE			3	100%	3
REMISE OCCUPATIONAL HEALTH SOLUTIONS INC			3	100%	3
HIGH TOWER ALF LLC		3			3
VITAS HEALTHCARE			3	100%	3
CTRS			3	100%	3
CAREHERE LAKE SCHOOLS EMPLOYEE HEALTH CENTER			3	100%	3
CALIFORNIA DEPARTMENT OF PUBLIC HEALTH			3	100%	3
LAHEY CLINIC MEDICAL CENTER			3	100%	3
MOULTRIE CREEK NURSING AND REHAB			3	100%	3
ESTATES MEDICAL CENTER INC			3	100%	3
MINUTECLINIC DIAGNOSTIC OF MAINE, LLC		2	1	33%	3
MARYLAND STATE DEPT OF HEALTH	2		1	33%	3
Westside Terrace		3			3
GENEXPERT			3	100%	3
MINUTECLINIC DIAG OF IND LLC #8651		3			3
CARESOUTH HHA HOLDINGS OF TALLAHASSEE LLC		3			3
NEMOURS CHILDRENS PRIMARY CARE MAITLAND			3	100%	3
MEDEXPRESS - NEWARK		3			3
ANN STORCK CENTER INC		3			3
NORTH DAKOTA DEPT OF HEALTH MICROBIOLOGY		1	2	67%	3
ALLIANCE FOR MULTISPECIALTY RESEARCH		3			3
MEDIC INFUSION PA		3			3
CARESPOT-WELLINGTON			3	100%	3
SIGNATURE CARE PFLUGERVILLE			3	100%	3
SHANDS AT LAKE SHORE LAB		1	2	67%	3
CVS HEALTH, #1994		1	1	50%	2
ORMOND BEACH URGENT CARE			2	100%	2
UNIVERSTIY OF ILLINOIS HOSPITAL			2	100%	2
ADVANCED RESEARCH FOR HEALTH IMPROVEMENT		1	1	50%	2
LAB CORP OF AMER SAN DIEGO			2	100%	2
GENETIC ASSAYS INC			2	100%	2
Bedford Care Center of Hattiesburg		2			2
Kennedy University Hospital -Wash Twp L		2			2
SENIOR LIVING IV SUN CITY LLC		2			2
SCDHEC BUREAU OF LABORATORIES			2	100%	2
FLORIDA MEDICAL CLINIC RADIOLOGY DALE MABRY		2			2
DRR JMC URGENT CARE DONALD ROSS			2	100%	2
SWEETWATER NURSING CENTER		2			2
LEXINGTON PLACE			2	100%	2
SPECIALTY LABORATORIES			2	100%	2
BERGEN COUNTY SURGICAL AND ENDOSCOPY CENTER		2			2
CARE CENTERS OF NASSAU LLC MINER ROAD SOUTH		2			2
PIEDMONT HOSPITAL LAB			2	100%	2

COVID-19: testing by laboratory

Data through Jan 1, 2021 verified as of Jan 2, 2021 at 09:25 AM

Data in this report are provisional and subject to change.

The numbers in the table below represent the number of Florida and non-Florida residents for whom test results were received by the Department of Health. A person can be tested by more than one laboratory and can have both positive and negative results. **Therefore, the sum of the numbers in each column will be larger than the total number of people tested.**

Reporting lab	Inconclusive	Negative	Positive	Percent positive	Total
MEDEXPRESS URGENT CARE - LEDGEWOOD		2			2
VENICE GREEN VILLAGE		2			2
CARE 365			2	100%	2
SPECTRUM HEALTH			2	100%	2
MORGAN STANLEY HEALTH CENTER		2			2
CROSSROADS			2	100%	2
MAIN STREET MEDICAL CENTERS		2			2
PALMETTO FAMILY HEALTH CENTER			2	100%	2
DOCTORS EXPRESS OF ST PETERSBURG			2	100%	2
Life Care Center of Orlando			2	100%	2
UNIVERSITY OF MARYLAND MEDICAL CENTER			2	100%	2
LIFE CARE CENTER OF PALM BAY□		2			2
PRINCETON BMC LABORATORY		2			2
WHOLE CHILD PEDIATRICS			2	100%	2
Conway Lakes Health and Rehabilitation Center		2			2
UNIVERSITY HOSPITALS OF CLEVELAND			2	100%	2
SUNNYSIDE MANOR		2			2
PINECREST PEDIATRICS GROUP LLC			2	100%	2
AFFINITY URGENT CARE			2	100%	2
WAL-MART STORES EAST LP		2			2
SPRINGHILL SENIOR RESIDENCE		2			2
TMH PHYSICIAN PARTNERS MONTICELLO		1	1	50%	2
CVS MINUTE CLINIC DIAGNOSTIC OF TN #6044		2			2
TENNESSEE DEPARTMENT OF HEALTH (TDH) - REGIONAL LABORATORY			2	100%	2
INTEGRITY CLINICAL RESEARCH CENTER INC		1	1	50%	2
MEDEXPRESS URGENT CARE - BRIDGEVILLE		2			2
MORRISTOWN MEMORIAL HOSPITAL		2			2
MINUTECLINIC 7196		2			2
MINUTE CLINIC DIAGNOSTIC OF SOUTH CAROLINA		1	1	50%	2
CEDARS-SINAI MEDICAL CENTER			2	100%	2
LEGACY LABORATORY SERVICES			2	100%	2
NAVAL BRANCH MEDICAL CLINIC			2	100%	2
MEMORIAL SLOAN KETTERING CANCER CENTER		1	1	50%	2
EXPEDIAN URGENT CARE			2	100%	2
CHEROKEE COUNTY HEALTH AND REHAB CENTER		2			2
PREMIER MEDICAL LABORATORY			2	100%	2
EMORY UNIVERSITY HOSPITAL			2	100%	2
SAFE PMC		2			2
BAYSHORE MEDICAL CENTER			2	100%	2
STUDENT HEALTH SERVICES			2	100%	2
BIOHEALTH MEDICAL LAB INC			2	100%	2
CLEARWATER PAIN MANAGEMENT ASSOCIATES			2	100%	2
SCIENTIFIC LABORATORY COMPANY		2			2
PALM BEACH GARDENS MEDICAL CENTER			2	100%	2
ROAN DRUG COMPANY LLC		2			2
MAWD PATHOLOGY GROUP			2	100%	2

COVID-19: testing by laboratory

Data through Jan 1, 2021 verified as of Jan 2, 2021 at 09:25 AM

Data in this report are provisional and subject to change.

The numbers in the table below represent the number of Florida and non-Florida residents for whom test results were received by the Department of Health. A person can be tested by more than one laboratory and can have both positive and negative results. **Therefore, the sum of the numbers in each column will be larger than the total number of people tested.**

Reporting lab	Inconclusive	Negative	Positive	Percent positive	Total
CHAPPEL GROUP RESEARCH, THE		2			2
FHPG FAMILY MEDICAL CENTER OF TAMPA BAY		1	1	50%	2
USCG SECTOR ST PETE		1	1	50%	2
MED EXPRESS URGENT CARE PC - MARYLAND		2			2
RELIANT IMMUNE DIAGNOSTICS			2	100%	2
MINUTECLINIC DIAGNOSTIC OF SC, LLC #4		2			2
24TH WEAPONS OF MASS DESTRUCTION - CIVIL SUPPORT		2			2
ADULT MEDICINE OF LAKE COUNTY INC			2	100%	2
FAMILY PRACTICE OF DAVIE INC			2	100%	2
PREMIER FAMILY HEALTH PA			2	100%	2
MINUTECLINIC, LLC #1470		2			2
Church Creek SNF			2	100%	2
Lakeside Oaks Care Center			2	100%	2
BRITO MEDICAL CENTER			2	100%	2
FHPG_EXP CARE W HILLSBOROUGH			2	100%	2
INDIANA STATE DEPARTMENT OF HEALTH LABORATORIES			2	100%	2
PLASMA MED RESEARCH DBA		2			2
ST. ELIZABETH HEALTHCARE			2	100%	2
THE FOUNTAIN AT BOCA CIEGA BAY		2			2
EAST NAPLES PEDIATRICS			2	100%	2
MEDEXPRESS URGENT CARE - WHEELING		1	1	50%	2
CLEVELAND CLINIC FLORIDA			2	100%	2
MEMORIAL HERMANN CONSOLIDATED LABORATORY SERVICES			2	100%	2
JOHNSON CITY MEDICAL CENTER		1	1	50%	2
MINUTECLINIC DIAGNOSTIC OF NEVADA #87		1	1	50%	2
SPRING HILL REGIONAL HOSPITAL			2	100%	2
ATLAS GENOMICS			2	100%	2
MEDICAL CENTER AT OCEAN REEF,THE		2			2
ACKERMAN CANCER CENTER		2			2
441 URGENT CARE-MULBERRY			2	100%	2
HOUSTON HEALTH DEPARTMENT - BUREAU OF LABORATORY SERVICES			2	100%	2
MID - FLORIDA PATHOLOGY LLC		1	1	50%	2
THE HOSPITAL OF PROVIDENCE EMERGENCY ROOM			2	100%	2
MINUTECLINIC DIAGNOSTIC OF TN PC #643		2			2
BENEVA LAKES ASSISTED LIVING CENTER			2	100%	2
WOMENS CARE FLORIDA LLC-LABORATORY		2			2
ADVANCED PEDIATRICS			2	100%	2
MARTIN MEDICAL CENTER INC		1	1	50%	2
METROHEALTH SYSTEM			2	100%	2
STEBEN COUNTY PUBLIC HEALTH		2			2
BIONIC TECHNOLOGIES CORPORATION			2	100%	2
FLORIDA CLINICAL LABORATORY INC			2	100%	2
OHIO HEALTH DOCTORS HOSPITAL			2	100%	2
WESTPAC LABS INC			2	100%	2
BAYFRONT FAMILY HEALTH CENTER			2	100%	2
COL CROSSROAD		1	1	50%	2

COVID-19: testing by laboratory

Data through Jan 1, 2021 verified as of Jan 2, 2021 at 09:25 AM

Data in this report are provisional and subject to change.

The numbers in the table below represent the number of Florida and non-Florida residents for whom test results were received by the Department of Health. A person can be tested by more than one laboratory and can have both positive and negative results. **Therefore, the sum of the numbers in each column will be larger than the total number of people tested.**

Reporting lab	Inconclusive	Negative	Positive	Percent positive	Total
PALOS COMMUNITY HOSPITAL LABORATORY			2	100%	2
NEMOURS CHILDRENS PRIMARY CARE OVIEDO			2	100%	2
BELLE GLADES HEALTH CLINIC			2	100%	2
SPECTRA LABS		1	1	50%	2
MINUTECLINIC DIAGNOSTIC MEDICAL		2			2
CSS- TWELVE OAKS			2	100%	2
ST. MARY'S HOSPITAL			2	100%	2
Iowa Veterans Home		2			2
BROOME COUNTY HEALTH DEPARTMENT		1	1	50%	2
WILLISTON PEDIATRICS PA			2	100%	2
AGILE URGENT CARE			2	100%	2
NORTHCREST MEDICAL CENTER			2	100%	2
VERILY LIFE SCIENCES		2			2
Rutgers Health Rwj University Hospital - Laboratory		2			2
MINUTE CLINIC, LLC #4650		2			2
COVANCE			2	100%	2
JULIE STAATS DO		2			2
MD NOW URGENT CARE CENTER INC.			2	100%	2
JRS LABORATORY			2	100%	2
Good Samaritan Society-Blackduck		1	1	50%	2
PINARD HOME HEALTH SERVICES INC			2	100%	2
RAPID URGENT CARE - ALBANY			2	100%	2
CARENOW-LEBANON		1	1	50%	2
PANCARE HEALTH - PONCE DE LEON			2	100%	2
WEAKLEY COUNTY REHAB AND NURSING CENTER		2			2
Greystone Nursing and Rehab, LLC			2	100%	2
LIFE CARE CENTER OF SKAGIT VALLEY		2			2
OAKBRIDGE TERRACE AT SAE			2	100%	2
APC PEDIATRICS			2	100%	2
COMMUNITY MEDICAL CENTER			2	100%	2
MINUTECLINIC DIAGNOSTIC OF NORTH CARO		2			2
FAMILY FIRST PEDIATRICS			2	100%	2
MEDEXPRESS URGENT CARE - HOLLINS		2			2
GUTHRIE MEDICAL GROUP - CORNING		2			2
87TH MEDICAL GROUP – MCGUIRE AMBULATORY CARE FACILITY		2			2
URGENT CARE CENTER			2	100%	2
RIVER CITY MEDICAL ASSOCIATES INC			2	100%	2
CELEBRATION PRIMARY CARE ASSOCIATES LLC		2			2
MINUTECLINIC DIAG OF IND LLC #1138		1	1	50%	2
BAYLOR COLLEGE OF MEDICINE			2	100%	2
MURFREESBORO MEDICAL CLINIC		2			2
SOUTHEAST GEORGIA HEALTH SYSTEM			2	100%	2
ARCPPOINT LABS OF WEST PALM BEACH			2	100%	2
CLINICA HISPANIA			2	100%	2
MINUTECLINIC DIAGNOSTIC OF SC, LLC #7		1	1	50%	2
MEMORIAL HERMANN			2	100%	2

COVID-19: testing by laboratory

Data through Jan 1, 2021 verified as of Jan 2, 2021 at 09:25 AM

Data in this report are provisional and subject to change.

The numbers in the table below represent the number of Florida and non-Florida residents for whom test results were received by the Department of Health. A person can be tested by more than one laboratory and can have both positive and negative results. **Therefore, the sum of the numbers in each column will be larger than the total number of people tested.**

Reporting lab	Inconclusive	Negative	Positive	Percent positive	Total
GALEN BAYLOR EXTENSION		2			2
PALM BAY COMMUNITY OUTPATIENT CLINIC		2			2
RAINY LAKE MEDICAL CENTER			2	100%	2
UNITED MEMORIAL MEDICAL CENTER			2	100%	2
ASHLEY PEDIATRICS			2	100%	2
MEDEXPRESS URGENT CARE-BLOOMFIELD AVEN		2			2
BNC Medical Investors, LLC Berrien Nursing & Rehabilitation Center		2			2
CVS MINUTE CLINIC DIAGNOSTIC		2			2
MINUTECLINIC, LLC #1431		2			2
RIVERVIEW MEDICAL CLINIC		2			2
SCIENTIA DIAGNOSTICS			2	100%	2
UNIVERSITY OF KANSAS MEDICAL CENTER			2	100%	2
MINUTE CLINIC OF KANSAS PA			2	100%	2
AUSTIN REGIONAL CLINIC MICROBIOLOGY LAB			2	100%	2
ASPIRUS RIVERVIEW HOSPITAL & CLINICS INC		1	1	50%	2
OKEECHOBEE URGENT CARE			2	100%	2
AFC PHYSICIANS OF FLORIDA, PA			2	100%	2
ACCESS MEDICAL GROUP OF FLORIDA CITY			2	100%	2
OURMED		2			2
Grand Villa of Dunedin			2	100%	2
MEDEXPRESS URGENT CARE FOX CHAPEL		2			2
MEDEXPRESS URGENT CARE SHADYSIDE		2			2
INSPIRIT SENIOR LIVING			2	100%	2
FIRST CHOICE MEDICAL PC			2	100%	2
UNIVERSITY HOSPITAL OF BROOKLYN		2			2
RENFREW CENTERS INC		2			2
SOUTHERN TENNESSEE MEDICAL CENTER			2	100%	2
SACRED HEART HOSPITAL ON THE EMERALD			2	100%	2
ADVENTHEALTH MEDICAL GROUP PEDIATRICS		1	1	50%	2
COASTAL COMPLETE CARE			2	100%	2
CRUC CMCH-COVID-19		2			2
CPL LABS			2	100%	2
MED TECH SERVICES OF PALM BEACH INC		2			2
VILLA HEALTH NH LLC			2	100%	2
PROHEALTH PRIMARY CARE - GLEN OAKS		2			2
MAJESTIC GUARDIANS			2	100%	2
CHARLOTTE COUNTY HEALTH DEPARTMENT			2	100%	2
YOUTH AND YOU, INC		2			2
Holiday Retirement Home			2	100%	2
Workmens Circle Multicare Center		2			2
FLORIDA MEDICAL CLINIC -INTERNAL MED DADE CITY			2	100%	2
GOLDSTEIN			2	100%	2
LAKELAND REGIONAL HEALTH		2			2
AMEDISYS HOME HEALTH OF GREENVILLE			2	100%	2
TGH Brandon Healthplex Laboratory			2	100%	2
PEACE RIVER MEDICAL CENTER		2			2

COVID-19: testing by laboratory

Data through Jan 1, 2021 verified as of Jan 2, 2021 at 09:25 AM

Data in this report are provisional and subject to change.

The numbers in the table below represent the number of Florida and non-Florida residents for whom test results were received by the Department of Health. A person can be tested by more than one laboratory and can have both positive and negative results. **Therefore, the sum of the numbers in each column will be larger than the total number of people tested.**

Reporting lab	Inconclusive	Negative	Positive	Percent positive	Total
ACL LABORATORIES INDUSTRIAL TOXICOLOGY			2	100%	2
A PLUS PEDIATRICS		2			2
IN & OUT URGENT CARE METAIRIE			2	100%	2
CITRUS PARK			2	100%	2
MIDWAY SPECIALTY CARE RX LLC			2	100%	2
ST VINCENTS AMBULATORY CARE INC DBA			2	100%	2
STARR COUNTY MEMORIAL HOSPITAL			2	100%	2
MERCY HEALTH LAB		1	1	50%	2
MEDEXPRESS URGENT CARE, CHAMBERSBURG		2			2
LEE PHYSICIAN GROUP		1	1	50%	2
LONG ISLAND UNIVERSITY - POST CAMPUS		2			2
JUST BELIEVE RECOVERY CENTER			2	100%	2
FLORIDA MEDICAL CLINIC CARDIOLOGY-ZH			2	100%	2
ADEPT INPATIENT MEDICAL SERVICES PC		2			2
EASTLAKE MEDICAL CENTER		2			2
SUPERIOR RESIDENCES OF CLERMONT		2			2
HAWAII DEPARTMENT OF HEALTH			2	100%	2
SUMNER REGIONAL MEDICAL CENTER		2			2
PARADIGM LABORATORIES			2	100%	2
HAVEN HOSPICE			2	100%	2
ST. CLOUD PHARMACY AND WELLNESS CENTER		2			2
HALIFAX HEALTH CARE FOR WOMEN		2			2
NEBRASKA MEDICAL CENTER			2	100%	2
CENTRAL FLORIDA FAMILY HEALTH CENTER		2			2
NICEVILLE URGENT CARE			2	100%	2
ORANGE COUNTY HEALTH DEPARTMENT		1	1	50%	2
LACORP		1	1	50%	2
Bethany Health and Rehab		2			2
MAGNOLIA ADULT, LLC			2	100%	2
UT PATH			2	100%	2
NEMOURS CHILDREN'S PRIMARY CARE THE VILLAGES		2			2
ASSOCIATES IN MEDICINE			2	100%	2
VITAS HEALTHCARE CORPORATION OF FLORIDA			2	100%	2
ACCESS LABORATORIES LLC			2	100%	2
MINUTECLINIC DIAGNOSTIC OF TN, PC 6438		1	1	50%	2
BAY CORRECTIONAL AND REHABILITATION FACILITY			2	100%	2
MINUTECLINIC DIAGNOSTIC OF NEW MEXICO		2			2
SKIPPACK MEDICAL LAB			2	100%	2
Jackson Health Care Facility			2	100%	2
VIRGINIA DEPT OF HEALTH OFFICE OF EPIDEMIOLOGY			2	100%	2
MED FUSION			2	100%	2
MEDEXPRESS URGENT CARE - EAST BRUNSWICK		2			2
TRINITAS REGIONAL MEDICAL CENTER		1	1	50%	2
OELWEIN HEALTH CARE CENTER		2			2
FLORIDA DEPARTMENT OF HEALTH WASHINGTON COUNTY		1	1	50%	2
LIFT HEALTH		2			2

COVID-19: testing by laboratory

Data through Jan 1, 2021 verified as of Jan 2, 2021 at 09:25 AM

Data in this report are provisional and subject to change.

The numbers in the table below represent the number of Florida and non-Florida residents for whom test results were received by the Department of Health. A person can be tested by more than one laboratory and can have both positive and negative results. **Therefore, the sum of the numbers in each column will be larger than the total number of people tested.**

Reporting lab	Inconclusive	Negative	Positive	Percent positive	Total
PruittHealth Lakehaven		2			2
BETHPAGE EXTENDED HOURS CENTER		2			2
SPARROW CENTRAL LAB			2	100%	2
SUNCOAST BLOOD BANK			2	100%	2
UC CORAL GABLES			2	100%	2
MEDLAB INC		2			2
ADVOCATE SHERMAN HOSPITAL			2	100%	2
MID-FLORIDA HEMATOLOGY AND ONCOLOGY CENTERS		2			2
SOUTH DAKOTA DEPARTMENT OF HEALTH		2			2
DOCTOR 4 U CLINIC			2	100%	2
TMH PHYSICIAN PARTNERS BLOUNTSTOWN			2	100%	2
DOCTORS HOSPITAL RENAISSANCE			2	100%	2
SOUTH CAROLINA DEPT OF HEALTH AND ENVIRONMENT CONTROL		2			2
MINUTE CLINIC DIAG OF IND LLC #8674		2			2
ADVANCED URGENT CARE LLC			2	100%	2
VALLEY BAPTIST MEDICAL CENTER: BROWNSVILLE			2	100%	2
WEST COAST PEDIATRICS			2	100%	2
ADVANCED URGENT CARE CENTER OF THE UPPER KEYS			2	100%	2
THE LITTLE CLINIC			2	100%	2
ST LUKES HOSPITAL			2	100%	2
PUBLIC HEALTH LABORATORY	1		1	50%	2
JOHNNIE RUTH CLARKE LAB			2	100%	2
URGENT MED INC		1	1	50%	2
MINUTECLINIC DIANOSTIC OF VIRGINA, LL		2			2
ROCKEFELLER UNIVERSITY CLINICAL GENOMICS LABORATOR		2			2
PRECISION DIAGNOSTIC INC		2			2
DES PLAINES CLINICAL LAB			2	100%	2
ORLANDO LUTHERAN TOWERS		1	1	50%	2
INTERNAL MEDICINE & PEDIATRICS WELLNESS CENTER			2	100%	2
TMH EC NORTHEAST LABORATORY			2	100%	2
NORTON IMMEDIATE CARE CENTER - PRESTON			2	100%	2
IN AND OUT URGENT CARE			2	100%	2
CIGNA ONSITE HEALTH LLC		1	1	50%	2
MINUTECLINIC DIAGNOSTIC PA #3344		2			2
TAMPA INTERNATIONAL AIRPORT			2	100%	2
BIOMAT USA			2	100%	2
POINTE AT NEW PORT PLACE,THE		2			2
ARCPPOINT LABS OF ALTAMONTE SPRINGS			2	100%	2
DALLAS MEDICAL CENTER			2	100%	2
MINUTECLINIC MINUTECLINIC #4978		1	1	50%	2
PALM MEDICAL CENTER - PLANT CITY		2			2
OUR LADY OF THE LAKE REGIONAL MEDICAL CENTER			2	100%	2
EXCEPTIONAL EMERGENCY CENTER - AMARILLO			2	100%	2
MINUTECLINIC DIAGNOSTIC PA #7110		2			2
LEGACY ER & URGENT CARE - FRISCO WEST			2	100%	2
Great Lakes Health Center			2	100%	2

COVID-19: testing by laboratory

Data through Jan 1, 2021 verified as of Jan 2, 2021 at 09:25 AM

Data in this report are provisional and subject to change.

The numbers in the table below represent the number of Florida and non-Florida residents for whom test results were received by the Department of Health. A person can be tested by more than one laboratory and can have both positive and negative results. **Therefore, the sum of the numbers in each column will be larger than the total number of people tested.**

Reporting lab	Inconclusive	Negative	Positive	Percent positive	Total
AIRPORT CLINIC			2	100%	2
ST. LUCIE COUNTY HEALTH DEPARTMENT		1	1	50%	2
ST JOSEPH'S HOSPITAL LABORATORY			2	100%	2
MINUTECLINIC DIAGNOSTIC MED GRP OF CA		2			2
HEARTLAND - CHARLESTON OF HANAHAN SC,		2			2
LIFESPRING COMMUNITY HEALTH		2			2
GIGI WOOD DAVIS DO-FAMILY MEDICINE		2			2
ST. LUKE'S HOSPITAL - BETHLEHEM CAMPUS		1	1	50%	2
Elba Nursing and Rehabilitation Center, LLC		2			2
WASHINGTON STATE DEPARTMENT OF HEALTH PUBLIC HEALTH LABORATORIES			2	100%	2
KINDRED HOSPITAL OCALA		2			2
Lehigh Acres Health and Rehabilitation			2	100%	2
REELFOOT FAMILY WALK IN CLINIC - TIPT		2			2
HENDRY/GLADES COUNTY HEALTH DEPARTMENT		2			2
EMERALD COAST CENTER			2	100%	2
MINUTE CLINIC LLC #4017		2			2
MINUTECLINIC MINUTECLINIC #921		2			2
Avalon Healthcare and Rehabilitation Center			2	100%	2
FLORIDA MEDICAL CENTER OF CLEARWATER		2			2
KINGS BAY PEDIATRICS LLC			2	100%	2
KAILOS GENETICS INC			2	100%	2
Warren Center for Rehabilitation and Nursing		2			2
WISCONSIN STATE LABORATORY OF HYGIENE		1	1	50%	2
RAPID RELIABLE TESTING NY LLC		2			2
CVS MINUTE CLINIC DIAGNOSTIC MED GRP		2			2
MINUTECLINIC DIAGNOSTIC OF PENNSYLVAN		2			2
BRANDYWYNE HEALTH CARE CENTER			2	100%	2
BAPTIST HEALTHCARE - LAKEVIEW CENTER INC		2			2
ManorCare Rehabilitation Center- Decatur		2			2
BFT LAB			2	100%	2
MEDEXPRESS URGENT CARE-CHIPPEWA		1	1	50%	2
CLEARWATER EMPLOYEE HEALTH CLINIC			2	100%	2
FLORIDA HOSPITAL LABORATORIES		2			2
PM PEDIATRICS OF BAYSIDE, PLLC - MANHASSET		2			2
NEW BRIDGE MEDICAL CENTER		2			2
MINUTECLINIC, LLC #07852		2			2
REGIONS HOSPITAL LABORATORY			2	100%	2
GOLDMAN SACHS HEALTH CENTER		2			2
Fort Gaines Health and Rehab		2			2
NATIONAL JEWISH HEALTH			2	100%	2
MEDEXPRESS - WILMINGTON KIRKWOOD HIGHWAY		2			2
SANIBEL MEDICAL CLINIC			2	100%	2
CLEVELAND CLINIC IMAGING			2	100%	2
Kings County Hospital Center			2	100%	2
FLORIDA PRIMARY & SPECIALTY CARE		2			2
PEPIN ACADEMIES-PASCO		2			2

COVID-19: testing by laboratory

Data through Jan 1, 2021 verified as of Jan 2, 2021 at 09:25 AM

Data in this report are provisional and subject to change.

The numbers in the table below represent the number of Florida and non-Florida residents for whom test results were received by the Department of Health. A person can be tested by more than one laboratory and can have both positive and negative results. **Therefore, the sum of the numbers in each column will be larger than the total number of people tested.**

Reporting lab	Inconclusive	Negative	Positive	Percent positive	Total
CERON PEDIATRICS & INTEGRATIVE MEDICIN		2			2
FKC AMELIA ISLAND DIALYSIS			2	100%	2
JUPITER INTERNAL MEDICINE AND ASSOCIATES			2	100%	2
SHORE MEDICAL CENTER		2			2
COMMONS AT ORLANDO LUTHERAN TOWERS SNF			2	100%	2
BAYCARE LABORATORIES			2	100%	2
MEDEXPRESS URGENT CARE - WICHITA, S SENECA ST		1	1	50%	2
FLORIDA DEPARTMENT OF HEALTH (FDOH)			2	100%	2
DEPARTMENT OF HEALTH AND HUMAN SERVICES DIVISION OF BEHAVIORAL HEALTH		1	1	50%	2
Lake Charles Healthcare LLC dba Landmark Lake Charles			2	100%	2
Metro West Nursing and Rehab			2	100%	2
DEPT OF HEALTH			2	100%	2
Heartland Healthcare Center Boca Raton			2	100%	2
ADVANCED MEDICAL CARE			2	100%	2
ALLIANCE PEDIATRICS PA			2	100%	2
FIRST CARE - MIDDLESBORO			2	100%	2
TIEHH BIOTERRORISM RESPONSE LAB			2	100%	2
Rosedale Green		2			2
MADISON HOSPITAL LABORATORY			2	100%	2
HOLY FAMILY MEDICAL CENTER		1	1	50%	2
THE PATHOLOGY LABORATORY		1	1	50%	2
STATCARE URGENT & WALK IN MEDICAL CARE		2			2
MINUTECLINIC, LLC (CLINIC 10928)		2			2
ASCENSION ST MICHAEL'S HOSPITAL LAB		1	1	50%	2
ALVERNO CLINICAL LABORATORIES			2	100%	2
POINT OF CARE PRIVATE HEALTH MANAGEMENT			2	100%	2
MINUTE CLINIC DIAGNOSTIC OF KANSAS PA		2			2
RIGHT AT HOME			2	100%	2
BMC/JACSONVILLE		1	1	50%	2
MEDEXPRESS URGENT CARE - OMAHA N 72 ST		2			2
MEASE COUNTRYSIDE HOSPITAL CARDIAC REH			2	100%	2
CARESPOT EXPRESS HEALTHCARE			2	100%	2
URGENT CARE AND SURGERY CENTER			2	100%	2
MEDSTAR HARBOR HOSPITAL			2	100%	2
WALGREENS #13605		2			2
SURFSIDE URGENT CARE			2	100%	2
MORTON PLANT NORTH BAY HOSPITAL			2	100%	2
MEDEXPRESS URGENT CARE - LINCOLN VILLA		2			2
MEDEXPRESS URGENT CARE-WILKINS TOWNSHIP, WILLIAM PENN HIGHWAY		2			2
TULANE MEDICAL CENTER			2	100%	2
PANCARE HEALTH - SNEADS ELEMENTARY			2	100%	2
New Jersey Aim At Smg		2			2
GULF COAST PEDIATRICS OF SARASOTA PA		1	1	50%	2
MEDEXPRESS URGENT CARE - JEANNETTE		2			2
EXPRESSCARE URGENT CARE CENTER			2	100%	2
LEE MEMORIAL HEALTH SYSTEM D/B/A			2	100%	2

COVID-19: testing by laboratory

Data through Jan 1, 2021 verified as of Jan 2, 2021 at 09:25 AM

Data in this report are provisional and subject to change.

The numbers in the table below represent the number of Florida and non-Florida residents for whom test results were received by the Department of Health. A person can be tested by more than one laboratory and can have both positive and negative results. **Therefore, the sum of the numbers in each column will be larger than the total number of people tested.**

Reporting lab	Inconclusive	Negative	Positive	Percent positive	Total
SARASOTA MEMORIAL MEDICAL URGENT CARE CENTER			2	100%	2
MEDEXPRESS URGENT CARE - SOUTH CHARLESTON		2			2
DISCOVERY VILLAGE AT THE FORUM		2			2
JEFFERSON WASHINGTON TOWNSHIP HOSPITAL		2			2
MINUTE CLINIC DIAGNOSTIC OF VIRGINIA, LLC #7543		2			2
WHITESANDS OUTPATIENT TREATMENT		2			2
TALLAHASSEE MEMORIAL HEALTHCARE FAMILY MED RESIDENCY			2	100%	2
UK HEALTHCARE			2	100%	2
JUPITER MEDICAL CENTER URGENT CARE - STUART			2	100%	2
HARLEM HOSPITAL CENTER		2			2
MEDEXPRESS URGENT CARE-SELINGSGROVE		2			2
MEDEXPRESS-HOUSTON EAST FWY		1	1	50%	2
ADVICE FOR OPTIMAL WELLNESS			2	100%	2
BOONES CREEK URGENT CARE		1	1	50%	2
WALGREENS #05477		2			2
MINUTE CLINIC DIAGNOSTIC OF VIRGINIA, LLC		2			2
ADVICE FOR OPTIMAL WELLNESS, INC			2	100%	2
VOLUNTEERS OF AMERICA OF FLORIDA			2	100%	2
EMERALD TRACE		2			2
BAYCARE MEDICAL GROUP, INC		2			2
UNIVERSITY OF MISSOURI HEALTH CARE			2	100%	2
MINUTECLINIC DIAGNOSTIC OF MINNESOTA		2			2
MINUTECLINIC DIAGNOSTIC OF TEXAS, LLC #7435		2			2
POMERENE HOSPITAL			2	100%	2
MOBILE COUNTY HEALTH DEPARTMENT		1	1	50%	2
DEPT OF VA MED CENTE-WEST PALM BEACH			2	100%	2
INA		1	1	50%	2
MINUTE CLINIC LLC # 2033		1	1	50%	2
TRICORE REFERENCE LABORATORY		1	1	50%	2
PEDIATRICS IN BREVARD-COCOA BEACH		2			2
PARKSIDE HEALTH AND REHABILITATION CENTER			2	100%	2
PHYSICIANS MEDICAL CENTER		2			2
PHYSICIANS LABORATORY SERVICES			2	100%	2
PEDIATRIC HEALTH CARE		1	1	50%	2
ASCENSION ST VINCENT'S RIVERSIDE			2	100%	2
FLAGLER PROFESSIONAL HEALTH CAE SERVICES INC		2			2
Parkridge Specialty Care		2			2
MIDDLE TENN MENTAL HEALTH INSTITUTE		2			2
ALL PEDIATRIC CARE PA			2	100%	2
Delaware Court Healthcare Center		2			2
MD NOW URGENT CARE MEDICAL CENTERS INC			2	100%	2
VETERANS AFFAIRS MEDICAL CENTER - GREATER LOS ANGELES			2	100%	2
GULF COAST REGIONAL MEDICAL CARE		2			2
PRESBYTERIAN HOME		2			2
DELAWARE DIAGNOSTICS LABS			2	100%	2
INTEGRATED REGIONAL LABS			2	100%	2

COVID-19: testing by laboratory

Data through Jan 1, 2021 verified as of Jan 2, 2021 at 09:25 AM

Data in this report are provisional and subject to change.

The numbers in the table below represent the number of Florida and non-Florida residents for whom test results were received by the Department of Health. A person can be tested by more than one laboratory and can have both positive and negative results. **Therefore, the sum of the numbers in each column will be larger than the total number of people tested.**

Reporting lab	Inconclusive	Negative	Positive	Percent positive	Total
NAVAL MEDICAL CENTER			2	100%	2
PALM CITY NURSING AND REHAB CENTER			2	100%	2
METHODIST MANSFIELD MEDICAL CENTER			2	100%	2
STANFORD HEALTH CARE ANATOMIC PATHOLOGY & CLINICAL LAB			2	100%	2
Terrace of Jacksonville			2	100%	2
SIGNATURE HEALTHCARE OF MIDDLEBURG		2			2
AFFORDABLE PRIMARY CARE LLC		2			2
NORTHWELL HEALTH			2	100%	2
BOND COMMUNITY HEALTH CENTER			2	100%	2
JACKSON LABORATORY OF GENOMIC MEDICINE		2			2
University Center East			2	100%	2
MEDICAL CITY DALLAS HOSPITAL			2	100%	2
ADVENTHEALTH IMAGING PARTIN SETTLEMENT			2	100%	2
VANAYER HEALTHCARE AND REHAB CENTER		2			2
TRUE HEALTH INC			2	100%	2
FLORIDA COMMUNITY HEALTH CENTERS, INC.			2	100%	2
MINUTECLINIC DIAG OF IND, LLC #6472		2			2
COVID PROCESSING SITE			2	100%	2
Avanti Wellness and Rehab			2	100%	2
DIAGNOSTIC & MEDICAL SPECIALISTS OF GREENWICH		2			2
Cleveland Clinic Weston			2	100%	2
WISE HEALTH SYSTEM		1	1	50%	2
OCALA REGIONAL KIDNEY CENTER-WEST			2	100%	2
MINUTECLINIC DIAGNOSTIC OF TN PC #442		2			2
MEDEXPRESS URGENT CARE - CEDAR KNOLLS		2			2
COASTAL MEDICAL LAB			2	100%	2
NEW GEN LABS			2	100%	2
MEDEXPRESS URGENT CARE - TULSA, S YALE AVE		2			2
MINUTECLINIC DIAGNOSTICS OF IND LLC		1	1	50%	2
SANFORD REGIONAL HOSPITAL WORTHINGTON		2			2
GEISINGER MEDICAL CENTER		2			2
PTC LABORATORIES			2	100%	2
SOUTHSIDE FAMILY MEDICAL		2			2
CLEAR LAKE REGIONAL MEDICAL CENTER			2	100%	2
ROYAL PALM MEDICAL GROUP, INC		2			2
FL DEPT OF HEALTH MARION COUNTY MOBILE HEALTH UNIT			2	100%	2
NEMOURS CHILDRENS PRIMARY CARE			2	100%	2
PHYSICIANS REGIONAL MEDICAL CTR - COLLIER BLVD			2	100%	2
CHESTERFIELD HEALTHCARE GROUP, INC		2			2
MEASE CONTINUING CARE			2	100%	2
SUNBRIDGE CARE & REHAB FOR DECATUR		2			2
MEDICAL CENTER LABORATORY			2	100%	2
CAPRONA GROUP HOME			2	100%	2
MARQUESA MEDICAL		2			2
FLORIDA PRIMARY CARE CENTER PA		2			2
VAULT HEALTH			2	100%	2

COVID-19: testing by laboratory

Data through Jan 1, 2021 verified as of Jan 2, 2021 at 09:25 AM

Data in this report are provisional and subject to change.

The numbers in the table below represent the number of Florida and non-Florida residents for whom test results were received by the Department of Health. A person can be tested by more than one laboratory and can have both positive and negative results. **Therefore, the sum of the numbers in each column will be larger than the total number of people tested.**

Reporting lab	Inconclusive	Negative	Positive	Percent positive	Total
CVS MINUTE CLINIC DIAGNOSTIC OF KANSAS, PA		2			2
BENTON PEDIATRICS		2			2
PM PEDIATRICS OF BAYSIDE PLLC - HOPEWELL JUNCTION		2			2
DEPARTMENT OF HEALTH AND HUMAN SERVICES			2	100%	2
FEDERAL CORRECTIONAL INSTITUTION MARIANNA			2	100%	2
BAYFRONT MEDICAL			2	100%	2
STEWART ST ELIZABETH MEDICAL CENTER			2	100%	2
FLORIDA SCHOOL FOR THE DEAF & BLIND			2	100%	2
CCRX OF NORTH CAROLINA, LLC		1	1	50%	2
CONEMAUGH MEMORIAL MEDICAL CENTER		2			2
Medilodge of Montrose		2			2
BAYSTATE MEDICAL CENTER		1	1	50%	2
MEADOWS AT CYPRESS GARDENS, THE		2			2
MINUTE CLINIC DIAGNOSTIC MED GRP		2			2
SOUTH LAKE FAMILY HEALTH CENTER			2	100%	2
TENNESSEE VALLEY HCS			2	100%	2
Oakwood - North Baldwins Center for Living		2			2
NOVA SOUTHEASTERN UNIVERSITY - STUDENT MEDICAL CTR			2	100%	2
CORNERSTONE MEDICAL CARE OF BRANDON		2			2
CLAY PRIMARY & FAMILY CARE LLC			2	100%	2
CORAL REEF NURSING & REHABILITATION CENTER		2			2
MEDEXPRESS URGENT CARE - SPRINGDALE, S 40TH STREET		2			2
MEDEXPRESS URGENT CARE-SALINA, S 9TH ST		2			2
Alden Des Plaines			2	100%	2
Gracemore Nursing and Rehab		2			2
BAYMEADOWS PRIMARY CARE		2			2
CALIFORNIA DIVISION OF COMMUNICABLE DISEASE CONTROL			2	100%	2
CITY OF NEW YORK DEPARTMENT OF HEALTH			2	100%	2
MINUTECLINIC MINUTECLINIC #8505		2			2
INTERNAL MEDICINE ASSOCIATES-DUNELLON			2	100%	2
POMONA VALLEY COMMUNITY HOSPITAL			2	100%	2
SYLVAN NURSING			2	100%	2
NLC LABS			2	100%	2
Gulf Shore Care Center			2	100%	2
VA PRIMARY CARE ANNEX			2	100%	2
SINAI PLAZA NURSING AND REHAB CENTER			2	100%	2
RUSSELL MEDICAL CENTER		2			2
HANOVER ENDOSCOPY CENTER		2			2
LILY PHARMACY		2			2
EXPRESS CARE OF TAMPA BAY LLC		1	1	50%	2
HOME ACCESS HEALTH			2	100%	2
LABRADOR PRIMARY CARE CENTER			2	100%	2
MINUTECLINIC DIAGNOSTIC OF TN PC #242		2			2
CARILLON SPORTS AND FAMILY MEDICINE		1	1	50%	2
BOND & STEELE CLINIC PA D/B/A BOND CLINIC PA		2			2
CELEBRATION PEDIATRICS			2	100%	2

COVID-19: testing by laboratory

Data through Jan 1, 2021 verified as of Jan 2, 2021 at 09:25 AM

Data in this report are provisional and subject to change.

The numbers in the table below represent the number of Florida and non-Florida residents for whom test results were received by the Department of Health. A person can be tested by more than one laboratory and can have both positive and negative results. **Therefore, the sum of the numbers in each column will be larger than the total number of people tested.**

Reporting lab	Inconclusive	Negative	Positive	Percent positive	Total
HEART OF FLORIDA HEALTH CENTER INC			2	100%	2
MINUTECLINIC DIAG OF IND, LLC #6910		2			2
MINUTECLINIC, LLC #03268		2			2
BRIGHAM AND WOMEN'S HOSPITAL			2	100%	2
FLORIDA KEYS PED & ADOLES CTR			2	100%	2
ADVENTIST HINSDALE HOSPITAL LABORATORY			2	100%	2
ONE MEDICAL GROUP		1	1	50%	2
GINKGO-IXLAYER		2			2
SIGNATURE CARE LEWISVILLE-EMERGENCY CENTER		1	1	50%	2
UW HOSPITAL AND CLINICS		1	1	50%	2
MINUTECLINIC, LLC, DBA MINUTECLINIC #6		2			2
MIDLAND MEMORIAL HOSPITAL			2	100%	2
NOT GIVEN		1	1	50%	2
AMERICAN MEDICAL LABORATORIES			2	100%	2
MINUTECLINIC, DIAGNOSTIC OF TEXAS, LLC		2			2
DELCARE PA			2	100%	2
MEDEXPRESS URGENT CARE - WEST ST PAUL, ROBERT ST S		2			2
U OF MIAMI MILLER SCHOOL OF MEDICINE			2	100%	2
GRAND VILLA OF MELBOURNE			2	100%	2
MINUTECLINIC, LLC #05814		2			2
HEALTHPARK MEDICAL CTR NURSING SVC		2			2
PEACEHEALTH CENTRAL		2			2
JOHNS HOPKINS ALL CHILDRENS			2	100%	2
UT AUSTIN UNIVERSITY HEALTH SERVICES			2	100%	2
ONTARIO COUNTY PUBLIC HEALTH		2			2
LOWELL GENERAL HOSPITAL			2	100%	2
MINUTECLINIC, LLC #1796		1	1	50%	2
LAKE MARY HEALTH AND REHABILITATION CENTER		1	1	50%	2
MINUTE CLINIC LLC #5706		1	1	50%	2
MARCO ISLAND HOSPITAL INC D/B/A		1	1	50%	2
PHYSICIANS QUALITY CARE			2	100%	2
DEKALB MEDICAL CENTER LABORATORY			2	100%	2
MINUTECLINIC DIAGNOSTIC OF OHIO #6192		2			2
NATIONWIDE LABORATORY SERVICES		1	1	50%	2
GULF COAST IMMEDIATE CARE CENTER		1	1	50%	2
SPRINGS MEDICAL LAB		1	1	50%	2
CVA MINUTE CLINIC DIAGNOSTIC OF VIRGINIA, LLC		2			2
UNIVERISTY OF MEMPHIS ATHLETIC TRAINI		2			2
COOK HOSPITAL AND CARE CENTER		1	1	50%	2
ST. JOSEPH REGIONAL MEDICAL CENTER			2	100%	2
ST. MARY'S MEDICAL CENTER EVANSVILLE, INC			2	100%	2
ARLINGTON DIALYSIS CENTER LLC		2			2
WINCHESTER MEDICAL CENTER			2	100%	2
MINUTECLINIC DIAGNOSTIC OF PA LLC		2			2
CELEBRATION PEDIATRICS PA			2	100%	2
MINUTECLINIC DIAG OF IND, LLC #6483		1	1	50%	2

COVID-19: testing by laboratory

Data through Jan 1, 2021 verified as of Jan 2, 2021 at 09:25 AM

Data in this report are provisional and subject to change.

The numbers in the table below represent the number of Florida and non-Florida residents for whom test results were received by the Department of Health. A person can be tested by more than one laboratory and can have both positive and negative results. **Therefore, the sum of the numbers in each column will be larger than the total number of people tested.**

Reporting lab	Inconclusive	Negative	Positive	Percent positive	Total
HCR MANOR CARE SERVICES OF FLORIDA III INC		2			2
ELMHURST MEMORIAL HOSPITAL			2	100%	2
Robert Cranfield			2	100%	2
MINUTECLINIC DIAG OF IND LLC #6998		1	1	50%	2
MEDEXPRESS URGENT CARE GREENSBURG		2			2
VITAS HEALTHCARE CORPORATION OF FL			2	100%	2
ADVENTHEALTH EAST ORLANDO EMPLOYEE CLINIC		2			2
CLAYMED OF NORTH FLORIDA			2	100%	2
ADVENT HEALTH CENTRAL TEXAS		1	1	50%	2
MINUTECLINIC, LLC #5707		2			2
Alden Terrace of McHenry			2	100%	2
CERTIVIA LABORATORIES			2	100%	2
MEDEXPRESS URGENT CARE - WILKES BARRE		2			2
NEW YORK STATE DEPARTMENT OF HEALTH		1	1	50%	2
DMC UNIVERSITY LABORATORIES		1	1	50%	2
MEDLOGIC, LLC		2			2
ROPER HOSPITAL			2	100%	2
THE CLUB AT BOYNTON BEACH, LLC			2	100%	2
MINUTECLINIC DIAGNOSTIC OF OHIO #7790		1	1	50%	2
MINUTECLINIC DIAG OF IND, LLC #6648		1	1	50%	2
JOHN D. ARCHBOLD MEM. HOSPITAL			2	100%	2
LAUREL POINT CARE ACQUISITION LLC DBA SANDGATE GARDENS REHAB AND NURSI			2	100%	2
MEDEXPRESS URGENT CARE-CLOQUET		2			2
CVS MINUTE CLINIC DIAGNOSTIC OF TN #3293		2			2
UTMB PATHOLOGY CLINICAL SERVICES LABORATORY			2	100%	2
PROPATH			2	100%	2
JACKSON MADISON CO. GEN. HOSPITAL			1	100%	1
ONPOINT URGENT CARE			1	100%	1
EAST END PEDIATRICS		1			1
BRONSON METHODIST HOSPITAL			1	100%	1
SURGERY CENTER, THE			1	100%	1
MEDEXPRESS URGENT CARE - FORT SMITH		1			1
CARING PROFESSIONAL HEALTH CARE LLC		1			1
ADVENTHEALTH HOSPICE CARE CENTRAL FLORIDA		1			1
MEDICAL LIFE-INC GUIDEWELL EMERGENCY MEDICINE			1	100%	1
PARTNERS IN PRIMARY CARE		1			1
OCALA REGIONAL KIDNEY CENTER EAST			1	100%	1
DEVANSH LAB WERKS		1			1
AMERICAN LAB LLC		1			1
FLEMING ISLAND CENTER FOR CLINICAL RESEARCH		1			1
Vibrallife of El Paso Rehabilitation Center			1	100%	1
SPECIALTY DRUG TESTING			1	100%	1
AZALEALAND NURSING HOME		1			1
COSTCO PHARMACY #1023			1	100%	1
THE HEART HOSPITAL BAYLOR PLANO			1	100%	1
INTEGRATED GENETICS SEQUENOM		1			1

COVID-19: testing by laboratory

Data through Jan 1, 2021 verified as of Jan 2, 2021 at 09:25 AM

Data in this report are provisional and subject to change.

The numbers in the table below represent the number of Florida and non-Florida residents for whom test results were received by the Department of Health. A person can be tested by more than one laboratory and can have both positive and negative results. **Therefore, the sum of the numbers in each column will be larger than the total number of people tested.**

Reporting lab	Inconclusive	Negative	Positive	Percent positive	Total
FLORIDA DIGESTIVE AND LIVER SPECIALISTS			1	100%	1
TRUCARE LIVING CENTERS - SELMA			1	100%	1
EASTERN FLORIDA STATE COLLEGE - PALM BAY CAMPUS			1	100%	1
MINUTECLINIC, LLC #7139		1			1
Kroger - KRO03500568			1	100%	1
BOSTON MEDICAL CENTER			1	100%	1
SHARON REGIONAL MEDICAL CENTER			1	100%	1
MINUTECLINIC LLC #5157			1	100%	1
PULSE MEDICAL GROUP INC			1	100%	1
WAYNE COUNTY PUBLIC HEALTH		1			1
MEDEXPRESS URGENT CARE-MT PLEASANT			1	100%	1
BLUFFTON HEALTH CENTER			1	100%	1
MEDEXPRESS URGENT CARE - ANDERSON		1			1
BAPTIST HEALTH SURGERY CENTER			1	100%	1
Ravenwood Speciality Care		1			1
ER NEAR ME HULEN		1			1
ACCESS HEALTH CARE PHYSICIANS LLC			1	100%	1
MT CARMEL PHARMACY INC		1			1
TWIN			1	100%	1
WELLCARE URGENT CARE			1	100%	1
CANDLER HOSPITAL			1	100%	1
CONSULATE HEALTH CARE OF VERO BEACH			1	100%	1
SUSAN F. WILLIAMS M.D., P.A.			1	100%	1
Metairie Healthcare Center			1	100%	1
WESTOX LABS		1			1
PROGENESIS INC			1	100%	1
VALLEY HOSPITAL MEDICAL CENTER		1			1
ROSECASTLE OF JACKSONVILLE LLC			1	100%	1
QUALITY LAB			1	100%	1
Glen Oaks Health and REhabilitation		1			1
COMMUNICABLE DISEASE CONTROL/PUBLIC HEALTH EMERGENCY PREPAREDNESS			1	100%	1
ADVANCED MEDICAL LABORATORIES (AML)			1	100%	1
WALGREENS #06025		1			1
POUDRE VALLEY HOSPITAL			1	100%	1
MANASOTA PEDIATRICS			1	100%	1
ROBERTS WESLEYAN COLLEGE HEALTH CENTE		1			1
WINCHESTER HOSPITAL			1	100%	1
MINUTE CLINIC INCORPORTE		1			1
MEDERI CARETENDERS VS OF SE FL LLC DBA			1	100%	1
MED TECH CLINICAL LABORATORY		1			1
LABORATORIO BUENA SALUD			1	100%	1
NORTH FLORIDA MEDICAL CENTERS INC		1			1
TRIPLE O MEDICAL SVCES INC			1	100%	1
UNIV OF NORTH ALABAMA HEALTH CENTER		1			1
OAKMONTE VILLAGE OF DAVIE			1	100%	1
HSRE-ASL CASSELBERRY TRS, LLC			1	100%	1

COVID-19: testing by laboratory

Data through Jan 1, 2021 verified as of Jan 2, 2021 at 09:25 AM

Data in this report are provisional and subject to change.

The numbers in the table below represent the number of Florida and non-Florida residents for whom test results were received by the Department of Health. A person can be tested by more than one laboratory and can have both positive and negative results. **Therefore, the sum of the numbers in each column will be larger than the total number of people tested.**

Reporting lab	Inconclusive	Negative	Positive	Percent positive	Total
FIVE STAR PREMIER RESIDENCES OF POMPANO BEACH			1	100%	1
EVERGREEN NURSING HOME		1			1
BASCOM PALMER-MICRO LAB			1	100%	1
SUMMERFIELD PAIN MANAGEMENT			1	100%	1
TAYLOR MANOR		1			1
WILMINGTON NURSING AND REHAB			1	100%	1
PRIMARY CARE GROUP LLC		1			1
AKRON GENERAL MEDICAL CENTER MAIN		1			1
CHATSWORTH ASSISTED LIVING COMMUNITY AT PGA NATIONAL			1	100%	1
FLORIDA MEDICAL CLINIC PA GI			1	100%	1
WALGREENS #15291		1			1
SKYRIDGE CLINICAL ASSOCIATES		1			1
Florence Home		1			1
HERNANDO CHILDREN'S			1	100%	1
Broomall Manor		1			1
STANLY REGIONAL MEDICAL CENTER			1	100%	1
WALKIN MEDICAL URGENT CARE,NEW CITY			1	100%	1
WINDSOR MANOR			1	100%	1
FLORIDA DEPARTMENT OF HEALTH PALM BEACH COUNTY			1	100%	1
PENINSULA REGIONAL MED CTR LAB			1	100%	1
FAMILY MEDICINE MEDICAL DRIVE		1			1
STAMFORD HOSPITAL			1	100%	1
MINUTECLINIC DIAGNOSTIC, PA #10252		1			1
NASSAU COUNTY HEALTH DEPARTMENT-FERNANDINA BEACH C		1			1
TRAVIS LEE THOMPSON MD			1	100%	1
MOUNT SINAI AVENTURA DIAGNOSTIC CENTER			1	100%	1
MEDTOWN PHARMACY			1	100%	1
DILELLA			1	100%	1
HOWELL BRANCH COURT			1	100%	1
DOCTORS HOSPITAL OF LAREDO			1	100%	1
PARK AVENUE DERMATOLOGY NORTH			1	100%	1
HIBISCUS COURT			1	100%	1
GENESIS HEALTH SYSTEM			1	100%	1
NORTH SHORE HEMATOLOGY-ONCOLOGY ASSOCIATES		1			1
CAH ACQUISITION COMPANY 11 LLC			1	100%	1
CENTRAL TX URGENT CARE			1	100%	1
ST PETE DIRECT PRIMARY CARE		1			1
PAUL C SCHWARTZ & MELVIN L WEIDMAN		1			1
DIXITKUMAR N MODI MD PA			1	100%	1
HAWKEYE CARE CENTER DUBUQUE		1			1
Arch Plaza Nursing and Rehabilitation Center			1	100%	1
ST LUKES SURGICAL AT THE VILLAGES INC			1	100%	1
Kroger - KRO03400316			1	100%	1
ORMOND MEDICAL ARTS FAMILY PRACTICE PL			1	100%	1
FLORIDA STATE UNIVERSITY HEALTH SERVICES			1	100%	1
Garden View Care Center at Dougherty Ferry		1			1

COVID-19: testing by laboratory

Data through Jan 1, 2021 verified as of Jan 2, 2021 at 09:25 AM

Data in this report are provisional and subject to change.

The numbers in the table below represent the number of Florida and non-Florida residents for whom test results were received by the Department of Health. A person can be tested by more than one laboratory and can have both positive and negative results. **Therefore, the sum of the numbers in each column will be larger than the total number of people tested.**

Reporting lab	Inconclusive	Negative	Positive	Percent positive	Total
ORLANDO HEALTH PHYSICIAN GROUP INC			1	100%	1
INFECTION CONTROL DEPT			1	100%	1
HEALTHCARE FOR THE HOMELESS			1	100%	1
Oakland Nursing and Rehabilitation Center		1			1
Alden North Shore			1	100%	1
MEDEXPRESS URGENT CARE - RUSSELLVILLE, W MAIN ST		1			1
MEMORIAL HOSPITAL OF TAMPA			1	100%	1
HAMILTON CHD		1			1
MID-FLORIDA CANCER CENTERS		1			1
DESERT HOSPITAL/CPHU CLINICAL LABORATORY			1	100%	1
JACK M MATHENY II MD			1	100%	1
UNIVERSITY OF MIAMI SCCC RESEARCH LABORATORY			1	100%	1
HATLEY HEALTH CARE, INC		1			1
UMHC HOLLYWOOD LABORATORY			1	100%	1
CSL PLASMA LAB			1	100%	1
MINUTE CLINIC LLC #10203		1			1
REELFOOT FAMILY WALK-IN CLINIC		1			1
LAKELAND REGIONAL HEALTH PABLO			1	100%	1
Manor Care of Dallastown d/b/a ManorCare Health Services - Dallastown		1			1
MEDEXPRESS URGENT CARE - CONWAY		1			1
Princeton Place			1	100%	1
NORTH FL SOUTH GA HCS-LAKE CITY			1	100%	1
OCEAN MEDICAL CENTER		1			1
Tremont Health & Rehabilitation Center		1			1
OXY-GENLAB			1	100%	1
GRACE HEALTHCARE OF LAKE WALES		1			1
PLEASANT RIDGE MANOR WEST		1			1
LAKEVIEW HEALTH CARE SYSTEM LLC			1	100%	1
MINUTECLINIC DIAGNOSTIC OF RHODE ISLAN		1			1
PALM BEACH DIABETES AND ENDOCRINE SPECIALISTS, PA			1	100%	1
KIDSVILLE PEDIATRICS III PA			1	100%	1
INHEALTH LIFE SCIENCES LLC			1	100%	1
ELITE CARE			1	100%	1
THE LITTLE CLINIC LLC			1	100%	1
Medicalodges Neosho			1	100%	1
Douglas County Health Center		1			1
COBLESKILL REGIONAL HOSPITAL		1			1
VIRGINIA UROLOGY		1			1
BAPTIST HOSPITAL EAST			1	100%	1
Bayou Vista Community Care Center			1	100%	1
KAISER PERMANENTE REGIONAL REFERENCE LABORATORY		1			1
BODYK			1	100%	1
ARIZONA STATE LABORATORY			1	100%	1
BSA PHYSICIANS GROUP, INC D/B/A BSA FAMILY MEDICAL			1	100%	1
GENESEE COUNTY HEALTH DEPARTMENT		1			1
ABSOLUTE HEALTH INTERNAL MEDICINE AND PEDIATRICS		1			1

COVID-19: testing by laboratory

Data through Jan 1, 2021 verified as of Jan 2, 2021 at 09:25 AM

Data in this report are provisional and subject to change.

The numbers in the table below represent the number of Florida and non-Florida residents for whom test results were received by the Department of Health. A person can be tested by more than one laboratory and can have both positive and negative results. **Therefore, the sum of the numbers in each column will be larger than the total number of people tested.**

Reporting lab	Inconclusive	Negative	Positive	Percent positive	Total
LIFELINK OF FLORIDA			1	100%	1
SOUTHEAST MISSOURI HOSPITAL		1			1
UNIVERSITY URGENT CARE			1	100%	1
CQUENTIA NGS, LLC			1	100%	1
SCIENCE CARE			1	100%	1
USF PHYSICIANS GROUP			1	100%	1
DASCENA LAB			1	100%	1
BAYFRONT HEAL WOUND CARE AND HYPERBARIC CENTER			1	100%	1
SEATTLE-KING COUNTY			1	100%	1
PEACHEALTH LABORATORIES		1			1
FLORIDA MEDICAL CLINIC, LLC			1	100%	1
MEDSTAR HEALTH URGENT CARE			1	100%	1
MEMORIAL HOSPITAL LOS BANOS			1	100%	1
Aspire Physical Recovery Center at Cahaba River		1			1
WHEATON FRANCISCAN LABORATORY			1	100%	1
ADVENTHEALTH MEDICAL GROUP SENIOR HEALTH AT			1	100%	1
Manassas Health & Rehab			1	100%	1
FAITH FAMILY PRACTICE			1	100%	1
CAROLINAS HEALTHCARE SYSTEM LAB			1	100%	1
CVS HEALTH, #5962		1			1
MERCY - NORTH IOWA			1	100%	1
RAMBAM URGENT CARE			1	100%	1
ST GERARD'S COMMUNITY OF CARE		1			1
LAKEVIEW HEALTHCARE SYSTEM LLC			1	100%	1
NORTHSIDE HOSPITAL DULUTH			1	100%	1
NORTH SHORE HEMATOLOGY-ONCOLOGY ASSOCIATES PC		1			1
MINUTE CLINIC LLC #0169		1			1
Henry County Health and Rehabilitation		1			1
GRAND VIEW HOSPITAL			1	100%	1
MCH PHYSICIANS GROUP			1	100%	1
ST. VINCENT HOSPITAL			1	100%	1
Valley Center (WV)			1	100%	1
CARESPOT - OCOEE			1	100%	1
MAINE CENTER FOR DISEASE CONTROL AND PREVENTION			1	100%	1
WALGREENS #01398			1	100%	1
PM PEDIATRICS OF SELDEN, PLLC		1			1
ST JOHNS EPISCOPAL HOSPITAL SOUTH SHORE		1			1
Ash Flat Healthcare and Rehabilitation Center			1	100%	1
ENCOMPASS HEALTH REHABILITATION HOSPITAL OF LARGO			1	100%	1
LAS PALMAS MEDICAL CENTER			1	100%	1
BERKSHIRE MEDICAL CENTER			1	100%	1
ATRIA TAMARAC			1	100%	1
BOONE DRUG & HEALTHCARE AT DEERFIELD			1	100%	1
ST MARY'S OF SAGINAW		1			1
ICARE		1			1
LIFEGUARD AMBULANCE SERVICE LLC - BAY COUNTY			1	100%	1

COVID-19: testing by laboratory

Data through Jan 1, 2021 verified as of Jan 2, 2021 at 09:25 AM

Data in this report are provisional and subject to change.

The numbers in the table below represent the number of Florida and non-Florida residents for whom test results were received by the Department of Health. A person can be tested by more than one laboratory and can have both positive and negative results. **Therefore, the sum of the numbers in each column will be larger than the total number of people tested.**

Reporting lab	Inconclusive	Negative	Positive	Percent positive	Total
FAMILY MEDICAL CENTER		1			1
MOUNT SINAI COMPREHENSIVE CANCER CENTER			1	100%	1
LAKEWOOD RANCH MEDICAL CENTER CLINICAL LAB			1	100%	1
Village Crest Center for Health & Rehabilitation		1			1
The Center at Centennial			1	100%	1
SHELBYVILLE HOSPITAL COMPANY		1			1
LITTLE FALLS HOSPITAL LABORATORY		1			1
MEDEXPRESS URGENT CARE - DERBY N ROCK		1			1
AURORA CONSOLIDATED LABORATORY			1	100%	1
SUN CLINICAL LABORATORIES			1	100%	1
SPINE & PAIN CONSULTANT PLLC		1			1
PRIMEX CLINICAL LABORATORIES INC			1	100%	1
MINUTECLINIC, LLC #4507		1			1
LAB PLUS, LLC			1	100%	1
URGENT CARE OF FORT LAUDERDALE INC			1	100%	1
LAKEVIEW MEDICAL CENTER		1			1
BIODORON LABORATORIES			1	100%	1
LEHIGH PULMONARY ASSOCIATES			1	100%	1
LOWER KEYS COMMUNITY HEALTH CENTER			1	100%	1
BUFFALO VAMC			1	100%	1
IZ MEDICAL		1			1
BEAUMONT HOSPITAL			1	100%	1
HUNEYCUTT FAMILY PRACTICE			1	100%	1
INDIANA STATE DEPARTMENT OF HEALTH CLINIC MICROBIOLOGY		1			1
Kindred Hospital South Florida Hollywood SNU			1	100%	1
DIGNITY HEALING LLC			1	100%	1
MEDEXPRESS URGENT CARE- COLUMBIA HEIGHTS		1			1
MINUTECLINIC DIAG OF IND, LLC #6250		1			1
THE CHILDREN'S HOSPITAL OF PHILADELPHIA		1			1
GATEWAY LABORATORIES		1			1
SWEDISH COVENANT HOSPITAL			1	100%	1
A.G. Rhodes		1			1
ROAN MOUNTAIN MEDICAL CENTER			1	100%	1
OAKMONT WEST- GREENVILLE SC		1			1
BEAUFORT MEMORIAL			1	100%	1
ALLIED PEDIATRICS & FAMILY MEDICINE			1	100%	1
MINUTECLINIC DIAG OF IND, LLC #6908		1			1
WEILL CORNELL MEDICAL ASSOCIATES - EAST SIDE		1			1
ST. MARY MEDICAL CENTER		1			1
SOUTH BEND MEDICAL FOUNDATION			1	100%	1
VA OPTOMETRY CLINIC			1	100%	1
EAST RIDGE RETIREMENT VILLAGE INC		1			1
CARE		1			1
NORTH SHORE HEMATOLOGY-ONCOLOGY ASSOCIATES		1			1
OUCH URGENT CARE			1	100%	1
SAINT JOSEPHS HOSPITAL OF ATLANTA			1	100%	1

COVID-19: testing by laboratory

Data through Jan 1, 2021 verified as of Jan 2, 2021 at 09:25 AM

Data in this report are provisional and subject to change.

The numbers in the table below represent the number of Florida and non-Florida residents for whom test results were received by the Department of Health. A person can be tested by more than one laboratory and can have both positive and negative results. **Therefore, the sum of the numbers in each column will be larger than the total number of people tested.**

Reporting lab	Inconclusive	Negative	Positive	Percent positive	Total
NEMOURS CHILDRENS PRIMARY CARE CLERMONT			1	100%	1
VILLAGES HEALTH SYSTEM, LLC, THE			1	100%	1
THE MEDICAL CENTER AT BOWLING GREEN			1	100%	1
CARENOW URGENT CARE - SPRING			1	100%	1
ST VINCENTS AMBULATORY CARE INC			1	100%	1
OAK HAVEN REHAB AND NURSING CENTER			1	100%	1
Kingston Care Center of Fort Wayne		1			1
CHILDREN'S MEDICAL CENTER-EAST ORLANDO			1	100%	1
ATHENA CARE RESOURCES LLC		1			1
GENESIS MICROBIOLOGY LAB		1			1
CRANES VIEW LODGE			1	100%	1
PEDRO L ORTEGA MD PA			1	100%	1
PROGRESSIVE MEDICAL RESEARCH			1	100%	1
CROSSROADS URGENT CARE PLLC		1			1
EASTMAN HEALTHCARE & REHAB		1			1
DAVENPORT PEDIATRICS CLERMONT PA		1			1
ADVENTHEALTH MEDICAL GROUP UROLOGY AT EAST ORLANDO		1			1
Elm Crest Senior Living Community		1			1
MAYO CLINICAL LABORATORIES		1			1
UNIVERSITY OF IOWA HOSPITALS & CLINICS			1	100%	1
San Antonio Residence and Rehabilitation Center		1			1
VISTA LAKE ASSISTED LIVING			1	100%	1
BREVARD FAMILY WALK IN CLINIC			1	100%	1
PROMPT CARE OF CENTRAL FLORIDA LLC			1	100%	1
ORCHID TERRACE		1			1
MINNESOTA DEPARTMENT OF HEALTH LABORATORY			1	100%	1
OAKWOOD HOSPITAL - SOUTHSORE			1	100%	1
BORINQUEN HEALTH CENTER			1	100%	1
Remarkable Healthcare Dallas			1	100%	1
MEDEXPRESS URGENT CARE - BECKLEY		1			1
LAKE MARY OPTUM FLORIDA			1	100%	1
JAX FAMILY CARE		1			1
FRESENIUS KIDNEY CARE DUNEDIN			1	100%	1
Avante at Orlando		1			1
MINUTECLINIC DIAGNOSTIC OF OHIO #6139		1			1
CACERES SPECIALIZED GYNECOLOGY		1			1
MAYO CLINIC OUTPATIENT DIALYSIS CENTER			1	100%	1
NORWALK HOSPITAL			1	100%	1
HIGHLAND PARK LAKEWOOD PRESTON HOLLOW			1	100%	1
The Evangelical Lutheran Good Samaritan Society Prescott Village		1			1
ST JOHNS PEDIATRICS PA		1			1
EXAC CARE CROSSVILLE		1			1
ADVENT HEALTH - OWASA			1	100%	1
Greystone Health Care Center		1			1
RIVERSIDE REGIONAL MED CENTER			1	100%	1
FLORIDA EPIDEMIOLOGY PROGRAM			1	100%	1

COVID-19: testing by laboratory

Data through Jan 1, 2021 verified as of Jan 2, 2021 at 09:25 AM

Data in this report are provisional and subject to change.

The numbers in the table below represent the number of Florida and non-Florida residents for whom test results were received by the Department of Health. A person can be tested by more than one laboratory and can have both positive and negative results. **Therefore, the sum of the numbers in each column will be larger than the total number of people tested.**

Reporting lab	Inconclusive	Negative	Positive	Percent positive	Total
MINUTECLINIC DIAGNOSTIC MED GRP OF ORA			1	100%	1
COVENANT HEALTH		1			1
BROOKS -TLC HOSPITAL SYSTEM			1	100%	1
HIGH DESERT COURT GROUP HOME			1	100%	1
INNOVATIVE HEALTH DIAGNOSTIC OF CALIFORNIA			1	100%	1
LAURELLWOOD NURSING CENTER		1			1
Washington County Nursing Home			1	100%	1
COVID TESTING LLC			1	100%	1
FAIRVIEW SOUTHDAL			1	100%	1
CULINARY INSTITUTE OF AMERICA STUDENT		1			1
MOORE CLINICAL RESEARCH INC			1	100%	1
ASCENSION ST VINCENT'S MEDICAL CENTER			1	100%	1
WESTON COUNTY HEALTH SERVICES			1	100%	1
STRINGFELLOW MEMORIAL HOSPITAL		1			1
UNIVERSITY OF NORTH CAROLINA HOSPITALS			1	100%	1
DUKE UNIVERSITY POINT OF CARE TESTING PROGRAM			1	100%	1
SPECTRUM LUDINGTON			1	100%	1
WALGREENS #5130			1	100%	1
HOLMES FAMILY PRACTICE PA			1	100%	1
MINUTECLINIC, LLC #09202		1			1
WINKLER COURT			1	100%	1
PALM BEACH COUNTY HEALTH DEPT.			1	100%	1
FASTCARE LLC			1	100%	1
CLINTON DRUG STORE		1			1
PUBLIX PHARMACY #1114			1	100%	1
HANCOCK REGIONAL HOSPITAL		1			1
ANDREWS			1	100%	1
BRIDGE DIAGNOSTICS			1	100%	1
MINUTECLINIC DIAGNOSTIC, PA		1			1
GRAND VILLA OF LAKE LAND		1			1
CLINICAL LABORATORY DEPARTMENT			1	100%	1
BROWNE MEDICAL LLC			1	100%	1
Oakview Manor Health and Rehab		1			1
RIVERTON CBOC			1	100%	1
MINUTECLINIC DIAGNOSTIC OF TEXAS LLC		1			1
PEDIATRICS IN NORTH FLORIDA PA			1	100%	1
ACCESS MEDICAL GROUP OF TAMPA INC			1	100%	1
MINUTECLINIC, LLC #1452		1			1
RCA LABORATORY SERVICES LLC			1	100%	1
MEDEX CLINIC LLC			1	100%	1
IDAHO HEALTH DEPARTMENT			1	100%	1
BHA TITUSVILLE CLINIC			1	100%	1
PSL JAX BEACH OPERATIONS LLC			1	100%	1
Parkview Care Center			1	100%	1
WINTER GARDEN CHILDREN'S HEALTH CENTERS			1	100%	1
SPRINGBROOK HOSPITAL			1	100%	1

COVID-19: testing by laboratory

Data through Jan 1, 2021 verified as of Jan 2, 2021 at 09:25 AM

Data in this report are provisional and subject to change.

The numbers in the table below represent the number of Florida and non-Florida residents for whom test results were received by the Department of Health. A person can be tested by more than one laboratory and can have both positive and negative results. **Therefore, the sum of the numbers in each column will be larger than the total number of people tested.**

Reporting lab	Inconclusive	Negative	Positive	Percent positive	Total
LABORATORY COPORATION OF AMERICA			1	100%	1
TAMPA HEALTH CARE PROVIDERS PA		1			1
Good Samaritan Society - Albion		1			1
ADVANCED URGENT CARE CENTER			1	100%	1
CHIPOLA QUICK CARE			1	100%	1
FLORIDA DEPARTMENT OF HEALTH IN ESCAMBIA COUNTY		1			1
MRMC LAB MICRO			1	100%	1
Mountain View Manor			1	100%	1
MEDEXPRESS URGENT CARE - LEOMINSTER		1			1
THOMAS HOSPITAL			1	100%	1
BRISTOL REGINAL MEDICAL CENTER			1	100%	1
US LABORATORIES			1	100%	1
Raleigh Center (WV)			1	100%	1
EAST TENNESSEE STATE UNIVERSITY		1			1
LAKE VIEW COURT		1			1
HAYS CLINICAL LAB			1	100%	1
MINUTECLINIC DIAGNOSTIC OF NORTH CAROLINA PC #5341		1			1
POPLAR HEALTHCARE			1	100%	1
KEY WEST BRANCH MEDICAL CLINIC			1	100%	1
HEALTH GUAGE			1	100%	1
CAREWELL JW - WORCESTER LNC			1	100%	1
EXPRESS LAB LIVINGSTON			1	100%	1
PORTSMOUTH REG. HOSPITAL			1	100%	1
MANATEE MEMORIAL HOSPITAL CLINICAL LABORATORY			1	100%	1
ADVANCE HEALTH AND WELLNESS SOLUTIONS			1	100%	1
CLERMONT PEDIATRICS, PA			1	100%	1
SMITH NORTHVIEW HOSPITAL LAB			1	100%	1
SOUTHWOOD NURSING & RETIREMENT CENTER		1			1
MINUTECLINIC DIAGNOSTIC OF OHIO #2964		1			1
ADVANCED INDIVIDUALIZED MEDICINE OF NAPLES			1	100%	1
NORTHERN KENTUCKY HEALTH DEPARTMENT			1	100%	1
SPRINGFIELD HOSPITAL			1	100%	1
Summit Medical Group Morristown Oncology		1			1
Cerenity Senior Care-White Bear Lake		1			1
DIXIE COUNTY EMERGENCY SERVICES			1	100%	1
LIFETIME FAMILY URGENT CARE			1	100%	1
SOUTH FLORIDA PEDIATRIC PARTNERS			1	100%	1
LAKE COMMUNITY ACTION AGENCY		1			1
Peninsula Nursing and Rehabilitation Center		1			1
MEDEXPRESS URGENT CARE - TOPEKA, SW WANAMAKER RD		1			1
HARRIS URGENT CARE CENTER			1	100%	1
SHANDS JACKSONVILLE CLINICAL CENTER			1	100%	1
GOOD SAMARITAN SOCIETY - DE SMET		1			1
Eagle Health and Rehabilitation		1			1
MEDEXPRESS URGENT CARE - ROSS TOWNSHIP		1			1
COMPASSION PEDIATRICS			1	100%	1

COVID-19: testing by laboratory

Data through Jan 1, 2021 verified as of Jan 2, 2021 at 09:25 AM

Data in this report are provisional and subject to change.

The numbers in the table below represent the number of Florida and non-Florida residents for whom test results were received by the Department of Health. A person can be tested by more than one laboratory and can have both positive and negative results. **Therefore, the sum of the numbers in each column will be larger than the total number of people tested.**

Reporting lab	Inconclusive	Negative	Positive	Percent positive	Total
CHI ST. LUKE'S HEALTH BCM MEDICAL CENTER			1	100%	1
OMNI HEALTHCARE INC			1	100%	1
ADVANCED RESEARCH AND DIAGNOSTIC LABORATORY UNIVERSITY OF MINNESOTA			1	100%	1
OMAHA VA MEDICAL CENTER			1	100%	1
ARDEN COURTS OF LELY PALMS			1	100%	1
ADVENTHEALTH PHYSICIAN GROUP - APPLEWOOD			1	100%	1
BIOLOGICAL AND CHEMICAL EMERGENCIES LABORATORY			1	100%	1
MIAMI CHILDRENS HOSPITAL MIDTOWN OUTPATIENT CENTER			1	100%	1
GWINNETT MEDICAL CENTER			1	100%	1
GIFFORD MEMORIAL HOSPITAL		1			1
ALLIANCE LABORATORY SERVICES			1	100%	1
RABI SINHA, MD		1			1
MEDEXPRESS URGENT CARE, LANCASTER WEST		1			1
DISCOVERY AT HOME, LLC			1	100%	1
LAKE BALDWIN			1	100%	1
CARTERSVILLE MEDICAL CENTER			1	100%	1
YOUR KIDS URGENT CARE			1	100%	1
Rio Grande City Nursing and Rehab Center			1	100%	1
HOME DOCS		1			1
UNIVERSITY OF BALTIMORE WASHINGTON MEDICAL CENTER			1	100%	1
NAPHCARE INC		1			1
PEDIATRIC URGENT CARE CENTR OF FORT WORTH-LA GRAN			1	100%	1
FALKVILLE HEALTHCARE		1			1
BAYFRONT CARDIOVASCULAR ASSOCIATES			1	100%	1
BAPTIST HEALTH LEXINGTON			1	100%	1
LAKE SUCCESS EXTENDED CARE		1			1
NEW YORK CITY DEPARTMENT OF HEALTH			1	100%	1
VAULT MEDICAL SERVICES			1	100%	1
TEVAPHARM			1	100%	1
PALOMAR MEDICAL CENTER			1	100%	1
HUDSON REGIONAL HOSPITAL			1	100%	1
MEDICAL PAVILION CLINIC			1	100%	1
CITRONELLE HEALTH AND REHABILITATION CENTER		1			1
PARRISH MEDICAL GROUP			1	100%	1
CENTRAL FLORIDA HOSPITALIST			1	100%	1
LAKELAND MEDICAL CENTER			1	100%	1
BENTLEY VILLAGE II			1	100%	1
CERMAK HEALTH SERVICES			1	100%	1
PANCARE HEALTH - HOSFORD SCHOOL			1	100%	1
APOPKA FAMILY HEALTH CENTER			1	100%	1
MEDEXPRESS URGENT CARE NORWIN		1			1
CFHC - FROSTPROOF			1	100%	1
COLONIAL MEDICAL CENTER-EAST ORLANDO			1	100%	1
Masonic Medical Research Institute			1	100%	1
TALLAHASSEE MEMORIAL HEALTHCARE			1	100%	1
TEXAS HEALTH ARLINGTON MEMORIAL		1			1

COVID-19: testing by laboratory

Data through Jan 1, 2021 verified as of Jan 2, 2021 at 09:25 AM

Data in this report are provisional and subject to change.

The numbers in the table below represent the number of Florida and non-Florida residents for whom test results were received by the Department of Health. A person can be tested by more than one laboratory and can have both positive and negative results. **Therefore, the sum of the numbers in each column will be larger than the total number of people tested.**

Reporting lab	Inconclusive	Negative	Positive	Percent positive	Total
BRUCE S WEST MD			1	100%	1
HIGHLANDS URGENT CARE			1	100%	1
HEALGEN SCIENTIFIC			1	100%	1
PARKWAY REGIONAL MEDICAL CENTER LAB			1	100%	1
SUNY AT STONY BROOK			1	100%	1
PROVIDENCE HOSPITAL			1	100%	1
RIDGEFIELD PEDIATRIC ASSOCIATES		1			1
CARESPOT - LEE VISTA			1	100%	1
FIT4LIFE MEDICAL CENTER			1	100%	1
LADY OF THE SEA HOSPITAL LAB			1	100%	1
West Bay of Tampa Center			1	100%	1
DAYTONA BEACH CENTRA CARE			1	100%	1
MEDICAL ASSOCIATES OF BREVARD LLC		1			1
CYPRESS VILLAGE REHAB CENTER		1			1
VANAJA SUREDDI MD PA			1	100%	1
NEW MILFORD HOSPITAL			1	100%	1
MINUTECLINIC #2797		1			1
DEPT OF VA MEDICAL CENTER - MIAMI			1	100%	1
LAB. CORP. OF AMERICA			1	100%	1
HOLYOKE MEDICAL CENTER			1	100%	1
Accordius Health at Gastonia			1	100%	1
OHIOHEALTH URGENT CARE			1	100%	1
SCRIPPS CLINIC MEDICAL			1	100%	1
LAREDO EMERGENCY ROOM			1	100%	1
ROYAL PALM PEDIATRICS			1	100%	1
GUIDEWELL EMERGENCY MEDICINE DOCTORS LLC #33			1	100%	1
ALIMETRIX INC		1			1
Alden Lincoln Park			1	100%	1
THYROID SPECIALTY LABORATORY			1	100%	1
CLARKSVILLE MANOR INC		1			1
MEDEXPRESS URGENT CARE - MARTINSVILLE		1			1
METHODISM MIDLOTHIAN MEDICAL CENTER			1	100%	1
TAMPA URGENT CARE			1	100%	1
SOUTHWOOD HEALTHCARE CENTER		1			1
PUBLIC HEALTH LABORATORIES			1	100%	1
PALM BEACH DIABETES & ENDOCRINE SPECIALISTS PA			1	100%	1
Riverside Nursing & Rehabilitation Center		1			1
VELOCITY URGENT CARE			1	100%	1
ADVANCE GASTROENTEROLOGY			1	100%	1
ASHLEY CLINICAL DIAGNOSTIC LABORATORY			1	100%	1
WHITE-WILSON MEDICAL CENTER - FORT WALTON BEACH			1	100%	1
Robert Wood Johnson University Hospital			1	100%	1
CLINICAL MICROBIOLOGY LAB FAIRVIEW UNIVERSITY HOSPITAL			1	100%	1
Oak Hill Health & Rehabilitation Center			1	100%	1
SOUTH DADE NURSING & REHABILITATION CENTER			1	100%	1
PROVIDENCE PORTLAND MEDICAL CENTER		1			1

COVID-19: testing by laboratory

Data through Jan 1, 2021 verified as of Jan 2, 2021 at 09:25 AM

Data in this report are provisional and subject to change.

The numbers in the table below represent the number of Florida and non-Florida residents for whom test results were received by the Department of Health. A person can be tested by more than one laboratory and can have both positive and negative results. **Therefore, the sum of the numbers in each column will be larger than the total number of people tested.**

Reporting lab	Inconclusive	Negative	Positive	Percent positive	Total
ACN PHYSICIANS GROUP CORP			1	100%	1
WEST VIRGINIA UNIVERSITY HOSPITALS			1	100%	1
AVON PARK CLUSTER		1			1
FLAGLER COUNTY BOARD OF COUNTY COMMISSIONERS			1	100%	1
AFFILIATED LABORATORIES INC			1	100%	1
REEVES COUNTY HOSPITAL DISTRICT			1	100%	1
GOOD SAMARITAN HOSPITAL			1	100%	1
LUVERNE HEALTH AND REHABILITATION		1			1
NORTH BROWARD MEDICAL CENTER			1	100%	1
NORTH SHORE MEDICAL CENTER - SALEM HOSPITAL			1	100%	1
WARD MEMORIAL HOSPITAL		1			1
MINUTECLINIC DIAG OF IND, LLC #5369		1			1
ST CATHERINE HOSPITAL LABORATORY			1	100%	1
CLUB HEALTH AND REHABILITATION CENTER, THE		1			1
HOLSTON MEDICAL GROUP		1			1
NORTHEAST TEXAS DIALYSIS		1			1
LITTLE COMPANY OF MARY HOSPITAL			1	100%	1
ADVANCED LABORATORY SERVICES			1	100%	1
ARDEN COURTS OF SEMINOLE			1	100%	1
Consulate Health Care of Tallahassee			1	100%	1
ALABAMA REFERENCE LAB			1	100%	1
MEDEXPRESS URGENT CARE - BENTONVILLE		1			1
SARASOTA MEDICAL CENTER			1	100%	1
ADVENTHEALTH SENIOR CARE AT ORMOND			1	100%	1
EXPRESS CARE OF THE SHOALS		1			1
BRIAN C GRINER MD LLC			1	100%	1
MEMORIAL HOSPITAL - BELLEVILLE			1	100%	1
MOUNT SINAI MEDICAL CENTER OF FLORIDA, INC			1	100%	1
MEDEXPRESS - WILMINGTON CONCORD PIKE		1			1
SOUTHWEST FLORIDA DIVISION LAB			1	100%	1
NEW YORK PRESBYTERIAN HOSPITAL			1	100%	1
LAWRENCE GENERAL HOSPITAL			1	100%	1
KETTERING MEDICAL CENTER			1	100%	1
CAROMONT HEALTH			1	100%	1
HELIX BIOMEDICS LLC			1	100%	1
Autumn Care of Suffolk		1			1
DOCTORS MEMORIAL HOSP HOME HEALTH CARE		1			1
LSU MEDICAL CENTER			1	100%	1
STEWART MEDICAL GROUP INC			1	100%	1
Arlington Care Center			1	100%	1
AVERA SACRED HEART HOSPITAL			1	100%	1
ST FRANCIS MEDICAL CENTER			1	100%	1
MINUTECLINIC # 21110			1	100%	1
RCP OF MEMORIAL WEST			1	100%	1
SIGNATURE CARE COLLEGE STATION			1	100%	1
ST JOHNS MEDICAL CENTER		1			1

COVID-19: testing by laboratory

Data through Jan 1, 2021 verified as of Jan 2, 2021 at 09:25 AM

Data in this report are provisional and subject to change.

The numbers in the table below represent the number of Florida and non-Florida residents for whom test results were received by the Department of Health. A person can be tested by more than one laboratory and can have both positive and negative results. **Therefore, the sum of the numbers in each column will be larger than the total number of people tested.**

Reporting lab	Inconclusive	Negative	Positive	Percent positive	Total
UMASS MEMORIAL/MARLBORO HOSPITAL			1	100%	1
ARNOLD PALMER HOSPITAL LAB POCT		1			1
PUBLIX PHARMACY #0332		1			1
STUART SURGERY CENTER, LLC			1	100%	1
PALMS OF FT MYERS,THE			1	100%	1
MEDEXPRESS URGENT CARE - DANVILLE		1			1
DECATUR MORGAN HOSPITAL - DECATUR GENE		1			1
LEE MEMORIAL HOSPITAL BLOOD GAS LAB			1	100%	1
CARENOW URGENT CARE-HENDERSONVILLE		1			1
MINUTECLINIC DIAGNOSTIC OF KANSAS, PC		1			1
SUN CITY DIAGNOSTIC CENTER			1	100%	1
DEVITA		1			1
WELLINGTON WEST 100176			1	100%	1
BARRINGTON TERRACE NAPLES			1	100%	1
DAUGHTERS OF SARAH NURSING CENTER		1			1
SISTERS MISSION			1	100%	1
EXACCARE KINGSTON, LLC			1	100%	1
ALL PRO ORTHOPEDICS & SPORTS MEDICINE, PA			1	100%	1
JMC TALLAHASSEE, LLC			1	100%	1
BAYSIDE URGENT CARE CENTER INC			1	100%	1
SYNAPSE ANALYTICAL LABS		1			1
BIOMAT ORLANDO		1			1
SPARTANBURG REGIONAL MEDICAL CENTER			1	100%	1
MAHONEY PEDIATRICS PA			1	100%	1
WATERTOWN URGENT CARE		1			1
PANCARE HEALTH - BRUCE			1	100%	1
SAINT ALPHONSUS REGIONAL MEDICAL CENTER			1	100%	1
TMH PHYSICIAN PARTNERS			1	100%	1
YUMA REGIONAL MEDICAL CENTER			1	100%	1
LEHIGH MEDICAL AND RESEARCH CENTER, INC			1	100%	1
BROOKDALE PALM COAST		1			1
CLINICAL TRIALS OF TAMPA LLC		1			1
TIMPANOGOS REGIONAL HOSPITAL			1	100%	1
American Fork Care Center dba Heritage Care Center		1			1
PRACTITIONERS IN MOTION			1	100%	1
AMI ST FRANCIS HOSPITAL LABORATORY			1	100%	1
TENNOVA HEALTHCARE - CLEVELAND			1	100%	1
FAIRFIELD MEDICAL CENTER			1	100%	1
PORT ORANGE NURSING & REHAB			1	100%	1
TITUSVILLE TOWERS ASSISTED LIVING		1			1
MID-FLORIDA PATHOLOGY LLC		1			1
KANA MEDICAL			1	100%	1
Mercy Manor Transition Center			1	100%	1
Parkside Manor		1			1
MAINE HEALTH AND ENVIRONMENTAL TESTING LABORATORY			1	100%	1
ESOTERIC LAB			1	100%	1

COVID-19: testing by laboratory

Data through Jan 1, 2021 verified as of Jan 2, 2021 at 09:25 AM

Data in this report are provisional and subject to change.

The numbers in the table below represent the number of Florida and non-Florida residents for whom test results were received by the Department of Health. A person can be tested by more than one laboratory and can have both positive and negative results. **Therefore, the sum of the numbers in each column will be larger than the total number of people tested.**

Reporting lab	Inconclusive	Negative	Positive	Percent positive	Total
Strasburg Care Center		1			1
NORTH PINELLAS CHILDRENS MEDICAL CENTER INC			1	100%	1
SMA BEHAVIORAL HEALTH SERVICES INC		1			1
MEDEXPRESS URGENT CARE - WALDORF, CRAIN HWY		1			1
FAMILY MEDICAL CENTERS			1	100%	1
PENNY PEDIATRICS		1			1
VANDERBILT UNIVERSITY MEDICAL CENTER			1	100%	1
Buena Vista Care Center		1			1
MINUTECLINIC #8760		1			1
TMH CANCER CENTER LABORATORY			1	100%	1
BAPTIST HEALTH MEDICAL PLAZA			1	100%	1
ATHENA PLASTIC SURGERY		1			1
ROYAL OAK MEDICAL CENTER LLC DBA CHARACTER FAMILY			1	100%	1
FLORIDA HOSPITAL PHYSICIANS GROUP			1	100%	1
VITAS HEALTH INC			1	100%	1
MEMORIAL HEALTHCARE SYSTEM			1	100%	1
OVIEDO CHILDRENS HEALTH CENTER LLC		1			1
WALGREENS # 12338		1			1
USCG AIR STATION CLEARWATER CLINIC			1	100%	1
GATEWAY HEALTHCARE, PC			1	100%	1
BOND COUNTY HEALTH DEPARTMENT			1	100%	1
ORMC-ARDEN/EOI			1	100%	1
LAKE CONWAY URGENT CARE LLC		1			1
Kroger - KRO01100688			1	100%	1
FLORIDA HOSPITAL TRANSPLANT CENTER		1			1
PINNACLE DIALYSIS		1			1
PELICAN STATE OUTPATIENT CENTER			1	100%	1
UHEALTH CORAL SPRINGS			1	100%	1
GSM OCED Subsection			1	100%	1
WillowBrooke Court at Westminster Village		1			1
BASCOM PALMER EYE INSTITUTE			1	100%	1
BLACK STALLION WALK IN AND EXERCISE CLINICS LLC		1			1
CAREHERE HUDSON BAY			1	100%	1
SUPERKIDS PEDIATRICS			1	100%	1
NORTHEAST PEDIATRICS			1	100%	1
MEDEXPRESS URGENT CARE, HERMITAGE			1	100%	1
CARESPOT EXPRESS HEALTHCARE BOYNTON BEACH			1	100%	1
SCHIFF CENTER FOR LIVER DISEASES			1	100%	1
CHRISTUS SPOHN HOSPITAL			1	100%	1
CARE CENTERS OF NASSAU, LLC - HENDRICKS RD		1			1
NORTH CAROLINA STATE LABORATORY OF PUBLIC HEALTH, SPECTRUM LAB NETWORK			1	100%	1
EAST FL CORE LAB			1	100%	1
OMNICARE PHARMACY OF TEXAS 1, LP		1			1
RHODE ISLAND DEPARTMENT OF HEALTH LABORATORIES			1	100%	1
NORTH WEST FLORIDA DIAGNOSTIC ENOCRINOLOGY CLINIC			1	100%	1
JOSHUA E CHESIR MD		1			1

COVID-19: testing by laboratory

Data through Jan 1, 2021 verified as of Jan 2, 2021 at 09:25 AM

Data in this report are provisional and subject to change.

The numbers in the table below represent the number of Florida and non-Florida residents for whom test results were received by the Department of Health. A person can be tested by more than one laboratory and can have both positive and negative results. **Therefore, the sum of the numbers in each column will be larger than the total number of people tested.**

Reporting lab	Inconclusive	Negative	Positive	Percent positive	Total
LAB TEST KENDALL LLC		1			1
MEMORIAL HOSPITAL WEST			1	100%	1
SPORTS MEDICINE CLINIC - U OF WYOMING			1	100%	1
Smg At Bridgewater Family Medicine		1			1
PEDIATRIC PARTNERS ZEPHYRHILLS			1	100%	1
MEDEXPRESS URGENT CARE - LINCOLN N 26T		1			1
CMC MERCY LABORATORY			1	100%	1
SOUTHEASTERN HEALTH FACILITES, INC		1			1
SOUTHWEST ORLANDO FAMILY MEDICINE, PL			1	100%	1
THOMASVILLE REGIONAL MEDICAL CENTER		1			1
MEDEXPRESS URGENT CARE-BRENTWOOD		1			1
SAN JOSE CLINIC		1			1
WYOMING COUNTY DEPARTMENT OF HEALTH		1			1
FLORIDA SCHOOL FOR THE DEAF AND THE BLIND			1	100%	1
BROOKS REHAB			1	100%	1
HENRICO DOCTOR'S LABORATORY			1	100%	1
MINUTECLINIC DIAG OF IND LLC #1367		1			1
ARIZA WELLNESS CARE LLC			1	100%	1
MEDICAL ASSOCIATES OF CARTER		1			1
HUNT CLUB MEDICAL CARE			1	100%	1
Heritage of Red Cloud		1			1
Freedom Pointe at The Villages			1	100%	1
Heritage Health of Peru			1	100%	1
MINUTE CLINIC DIAGNOSTIC MED GRP OF CA		1			1
ORLANDO HEALTH PHYSICIAN GROUP			1	100%	1
CELEBRATION FAMILY PHYSICIANS LLC			1	100%	1
NORTH RIVER FAMILY HEALTH CENTER			1	100%	1
FORT LOUDOUN PRIMARY CARE		1			1
NEW YORK STATE DEPTARTMENT OF HEALTH			1	100%	1
IVAN, MAYA			1	100%	1
ONSLow COUNTY HEALTH DEPARTMENT			1	100%	1
Wedgewood Manor		1			1
Shoreline Care Center			1	100%	1
GALVESTON COUNTY HEALTH DISTRICT			1	100%	1
MARTIN HEALTH PHYSICIAN GROUP			1	100%	1
MID FLORIDA DERMATOLOGY ASSOCIATES PA			1	100%	1
HAMILTON COUNTY HEALTH DEPARTMENT		1			1
NEVADA DEPARTMENT OF HEALTH AND HUMAN SERVICES			1	100%	1
SACRED HEART HEALTH SYSTEM- MIDWIFE PROGRAM			1	100%	1
VITAL CARE			1	100%	1
Orchid Cove at Naples			1	100%	1
ST PETERSBURG PEDIATRICS-SEMINOLE BLVD			1	100%	1
VIVIAN SIMMONS FAMILY PRACTICE			1	100%	1
PRECISION CLINICAL RESEARCH			1	100%	1
PHYSICIANS PREMIER			1	100%	1
CONSOLIDATED			1	100%	1

COVID-19: testing by laboratory

Data through Jan 1, 2021 verified as of Jan 2, 2021 at 09:25 AM

Data in this report are provisional and subject to change.

The numbers in the table below represent the number of Florida and non-Florida residents for whom test results were received by the Department of Health. A person can be tested by more than one laboratory and can have both positive and negative results. **Therefore, the sum of the numbers in each column will be larger than the total number of people tested.**

Reporting lab	Inconclusive	Negative	Positive	Percent positive	Total
WELLMED AT LINEBAUGH AVE			1	100%	1
MINUTECLINIC DIAG OF IND, LLC #4368		1			1
REGIONAL MEDICAL LABORATORY			1	100%	1
SENDER RETREAT ADULT DAY CARE CENTERS			1	100%	1
DEVLIN MANOR NURSING AND REHABILITATION		1			1
EAST COAST INSTITUTE FOR RESEARCH LLC			1	100%	1
COLLINS NURSING HOME		1			1
SIMMONS			1	100%	1
TANGLEWOOD MANOR		1			1
MINUTECLINIC INCORPORATE, LLC		1			1
FLAGLER CARE CENTER			1	100%	1
SEACOAST PATHOLOGY PROFESSIONAL ASSOC		1			1
Kroger - KRO70300083			1	100%	1
LEXINGTON HOSPITAL CORPORATION			1	100%	1
PREMIER FAMILY AND SPORTS MEDICINE LLC			1	100%	1
Brio of Johnston		1			1
ELLIS HOSPITAL URGENT CARE CENTER LAB		1			1
MINUTECLINIC DIAG OF IND, LLC #6553		1			1
STARLING AT NOCATEE			1	100%	1
DEPARTMENT OF HEALTH/ NEW YORK			1	100%	1
INTERNAL MEDICINE GROUP OF CENTRAL FLORIDA			1	100%	1
MINUTE CLINIC DIAGNOSTIC PA			1	100%	1
BAPTIST HOSPITAL LABORATORY			1	100%	1
SANTA ROSA PEDIATRICS			1	100%	1
PEBBLEBROOK PHARMACY		1			1
MEDAC AT PORTERS NECK			1	100%	1
MISSION HOSPITAL			1	100%	1
Central Park Healthcare & Rehabilitation Center		1			1
ALPHA 1 ANTITRYPSIN RESEARCH PROGRAM			1	100%	1
CELEBRATION HOSPITAL			1	100%	1
MERITER LABORATORIES			1	100%	1
MEDEXPRESS URGENT CARE - WEXFORD		1			1
JOSEPH SCHENKER MD PC		1			1
PHYSICIAN ASSOCIATES, LLC			1	100%	1
CFCH - FROSTPROOF			1	100%	1
STONECREST MEDICAL CENTER		1			1
DIVERSICARE OF BIG SPRINGS		1			1
SERENADES BY SONATA		1			1
HCL LABORATORIES			1	100%	1
MEDICAL CENTER			1	100%	1
FAMILY TREE MEDICAL GROUP PA			1	100%	1
MEDEXPRESS URGENT CARE - BENTON		1			1
CHESAPEAKE REGIONAL MEDICAL CENTER			1	100%	1
MC DIAGNOSTIC OF CONNECTICUT, PC #114		1			1
SAINT BARNABAS MEDICAL CENTER		1			1
CLINIC OF PEDIATRICS & GI MEDICINE INC			1	100%	1

COVID-19: testing by laboratory

Data through Jan 1, 2021 verified as of Jan 2, 2021 at 09:25 AM

Data in this report are provisional and subject to change.

The numbers in the table below represent the number of Florida and non-Florida residents for whom test results were received by the Department of Health. A person can be tested by more than one laboratory and can have both positive and negative results. **Therefore, the sum of the numbers in each column will be larger than the total number of people tested.**

Reporting lab	Inconclusive	Negative	Positive	Percent positive	Total
LOGAN COUNTY HOSPITAL			1	100%	1
JACKSONVILLE STATEFL			1	100%	1
SOUTHEASTERN PATHOLOGY ASSOCIATES			1	100%	1
Cortland Acres Association		1			1
HEALTHCARE ASSOCIATES OF IRVING, LLP			1	100%	1
VIVEX/UMTB BIOMEDICAL			1	100%	1
CORDOVA FAMILY PRACTICE			1	100%	1
MINUTE CLINIC DIAGNOSTIC OF VIRGINIA, LLC #6292		1			1
BRANDON OUTREACH CLINIC			1	100%	1
HELGEMO & LIOU PEDIATRICS			1	100%	1
PROGRESS PHARMACY INC			1	100%	1
HALEYVILLE HEALTH CARE CENTER		1			1
PHYSICIANS PRIMARY CARE LEHIGH PEDS			1	100%	1
BAYOU URGENT CARE			1	100%	1
CITRUS HEALTH NETWORK INC			1	100%	1
COMMUNITY MEDICAL CENTER-ORANGE CITY		1			1
Crowne Place Assisted Living		1			1
NEW ERA HEALTH CENTER INC		1			1
TITUSVILLE REHABILITATION AND NURSING CENTER		1			1
Lynwood		1			1
COLONIAL VILLA GOOD SAMARITAN CENTER		1			1
Imperial Healthcare Centre			1	100%	1
ISLANDS ASSISTED LIVING FACILITY,THE			1	100%	1
Carington Park			1	100%	1
LANTANA HC LAB			1	100%	1
Chateau Girardeau			1	100%	1
Harris Hill Nursing Facility		1			1
MID FLORIDA COMMUNITY SERVICES			1	100%	1
HELEN HAYES HOSPITAL LABORATORY		1			1
MEDICAL ARTS LABORATORY			1	100%	1
SHAH			1	100%	1
EASTSIDE MEDICAL CLINIC		1			1
CVS MINUTE CLINIC #5836		1			1
BEAUMONT HOSPITAL, GROSSE POINTE			1	100%	1
MINUTE-CLINIC DIAGNOSTIC OF VIRGINIA,		1			1
QUEST INC			1	100%	1
GEORGE WASHINGTON UNIVERSITY HOSPITAL			1	100%	1
HEALTH EXPRESS		1			1
FRUITVILLE URGENT CARE			1	100%	1
NITIN BAWA PROFESSIONAL ASSOCIATES			1	100%	1
EDGAR PRICE FAMILY & CHILDREN HEALTHCARE CENTER			1	100%	1
ATHENS LIMESTONE HOSPITAL		1			1
SYNEOS HEALTH			1	100%	1
ROCKWALL URGENT CARE			1	100%	1
ACCOMPLISHED HOME CARE		1			1
MY URGENT CARE CLINIC			1	100%	1

COVID-19: testing by laboratory

Data through Jan 1, 2021 verified as of Jan 2, 2021 at 09:25 AM

Data in this report are provisional and subject to change.

The numbers in the table below represent the number of Florida and non-Florida residents for whom test results were received by the Department of Health. A person can be tested by more than one laboratory and can have both positive and negative results. **Therefore, the sum of the numbers in each column will be larger than the total number of people tested.**

Reporting lab	Inconclusive	Negative	Positive	Percent positive	Total
CURATIVE			1	100%	1
INDIAN RIVER CLINICAL LABORATORY, INC.		1			1
GOLDING-GRANADO MEDICAL ASSOCIATES		1			1
CROSS CREEK HEALTH CARE		1			1
ADVENTHEALTH MEDICAL GROUP ADULT AND SENIOR HEALTH			1	100%	1
ADVANCE MD CARE			1	100%	1
DEACONESS URGENT CARE CENTER			1	100%	1
RAPID CITY REGIONAL HOSPITAL -579 ATTN. LABORATORY		1			1
RIVIERA BEACH HEALTH CENTER LAB			1	100%	1
BMC/NASSAU			1	100%	1
MEDONE URGENT CARE			1	100%	1
DOCTORS HEARING			1	100%	1
TITUS REGIONAL MEDICAL CENTER			1	100%	1
LCMC LAB SUBSECTION		1			1
ADVENTHEALTH MEDICAL GROUP INTERNAL MEDICINE AT			1	100%	1
PATHOLOGYT & LAB MEDICINE SERVICES			1	100%	1
NHC HealthCare St. Charles		1			1
YOUR HEALTH PEDIATRICS			1	100%	1
MINUTE CLINIC DIAGNOSTICS OF IN, LLC #6252		1			1
ASCENSION ST VINCENT'S - WESTSIDE			1	100%	1
WATERS EDGE ELEMENTARY SCHOOL			1	100%	1
PEDIATRIC ASSOCIATES - MIAMI LAKES		1			1
LAKEVIEW REGIONAL HOSPITAL			1	100%	1
UPSON REGIONAL MEDICAL CENTER			1	100%	1
LIBERTY HEALTH CENTER			1	100%	1
TENNOVA ER - SANGO			1	100%	1
UF HEALTH - WILDLIGHT			1	100%	1
COMMUNITY PHYSICIANS OF NORTH PORT PA			1	100%	1
CLEVELAND CLINIC AKRON GENERAL			1	100%	1
ATRIA WILLOW WOOD			1	100%	1
PLANT CITY FAMILY CARE		1			1
CONWAY MEDICAL CENTER			1	100%	1
DR PHILLIPS CENTER FOR WELLNESS		1			1
INNOVATIVE CARE II LLC			1	100%	1
HIGHLANDS CLINICAL LABORATORY			1	100%	1
SUMTER COUNTY HEALTH DEPARTMENT			1	100%	1
MEMORIAL HEALTH UNIVERSITY MEDICAL CENTER			1	100%	1
Waters of Covington		1			1
CATHEDRAL GERONTOLOGY CENTER DBA CATHEDRAL CARES			1	100%	1
BROOKDALE OF SPRING HILL		1			1
FLORIDA CLINICAL LABORATORY INC DBA			1	100%	1
VA OUTPATIENT PHARMACY			1	100%	1
ASSISTED LIVING AT TREZEVANT		1			1
DONALSONVILLE HOSPITAL			1	100%	1
PEDIATRIC ASSOCIATES - DORAL			1	100%	1
SILVERMAN			1	100%	1

COVID-19: testing by laboratory

Data through Jan 1, 2021 verified as of Jan 2, 2021 at 09:25 AM

Data in this report are provisional and subject to change.

The numbers in the table below represent the number of Florida and non-Florida residents for whom test results were received by the Department of Health. A person can be tested by more than one laboratory and can have both positive and negative results. **Therefore, the sum of the numbers in each column will be larger than the total number of people tested.**

Reporting lab	Inconclusive	Negative	Positive	Percent positive	Total
TMH PHYSICIAN PARTNERS QUINCY			1	100%	1
LAKE CO SCHOOLS EMPLOYEE HEALTH & WELLNESS CENTER			1	100%	1
Miller Health Care Center			1	100%	1
GRAND VILLA OF PINELLAS PARK			1	100%	1
ELEMENTS PHARMACY			1	100%	1
LAKE LURE HEALTH CENTER			1	100%	1
PUTNAM COUNTY SHERIFFS OFFICE		1			1
MINUTECLINIC DIAGNOSTIC OF NEW MEXICO LLC #7552		1			1
Manorcare Health Services West Reading North		1			1
SONNI'S PEDIATRICS			1	100%	1
DSI LABORATORIES-NAPLES-7TH			1	100%	1
SUMMIT LABORATORY			1	100%	1
LAKE PEDIATRICS			1	100%	1
PHYSICIANS URGENT CARE			1	100%	1
MARYLAND DEPARTMENT OF HEALTH AND MENTAL HYGIENE			1	100%	1
VETERANS AFFAIRS MEDICAL CENTER - EAST ORANGE			1	100%	1
MEMORIAL HEALTH SYSTEM		1			1
XSTREMEMD			1	100%	1
FRESENIUS MEDICAL CARE			1	100%	1
NHC Chattanooga			1	100%	1
PARKLAND HEALTH & HOSPITAL			1	100%	1
CENTRAL FL INTERNAL MEDICINE ASSOCIATES LLC		1			1
BAYCARE OUTREACH LAB WH SOUTH			1	100%	1
BAPTIST HOSPITAL OF MIAMI MCI BROWARD LABORATORY			1	100%	1
MD NOW URGENT CARE			1	100%	1
BAPTIST HEALTH EXPRESS CARE			1	100%	1
QC LABORATORY			1	100%	1
LEE MEMORIAL HOSPITAL OUTPATIENT SURGERY CENTER			1	100%	1
MERRILL GARDENS AT CHAMPIONSGATE			1	100%	1
MISSOURI DEPARTMENT OF HEALTH AND SENIOR SERVICES - STATE PH LAB		1			1
ALLEGHENY GENERAL HOSPITAL			1	100%	1
HALIFAX HEALTH PRIMARY CARE			1	100%	1
MERITUS MEDICAL CENTER			1	100%	1
ST. PETERSBURG PEDIATRICS-SEMINOLE			1	100%	1
CARSON NURSING AND REHABILITATION CENT		1			1
ABBOTT LABORATORIES - OCCUPATIONAL HEALTH SERVICES			1	100%	1
WEST DADE PEDIATRICS			1	100%	1
LOUISIANA STATE LAB			1	100%	1
ROCKLEDGE HEALTH & REHABILITATION CENTER			1	100%	1
RHODE ISLAND DEPARTMENT OF HEALTH			1	100%	1
MEDEXPRESS URGENT CARE - LAWRENCE		1			1
FORT CAROLINE GARDENS, INC		1			1
POETS WALK SARASOTA			1	100%	1
Avera Sr. James Care Center		1			1
ADVANCED HEALTHCARE ASSOCIATES		1			1
SOUTHERN SPRINGS HEALTH CARE		1			1

COVID-19: testing by laboratory

Data through Jan 1, 2021 verified as of Jan 2, 2021 at 09:25 AM

Data in this report are provisional and subject to change.

The numbers in the table below represent the number of Florida and non-Florida residents for whom test results were received by the Department of Health. A person can be tested by more than one laboratory and can have both positive and negative results. **Therefore, the sum of the numbers in each column will be larger than the total number of people tested.**

Reporting lab	Inconclusive	Negative	Positive	Percent positive	Total
Sears Coastal Nursing and Rehab		1			1
MIDDLEBURG PEDIATRICS			1	100%	1
HARDEE COUNTY FIRE RESCUE		1			1
Redwood Springs Healthcare			1	100%	1
CORNERSTONE OF RECOVERY INC		1			1
ST. MICHAEL'S ELITE HOSPITAL			1	100%	1
SOUTH FLORIDA BAPTIST HOSPITAL			1	100%	1
GADSDEN FAMILY PRACTICE		1			1
WEST COAST CLINICAL LABS INC			1	100%	1
SIGNATURE CARE MIDLAND			1	100%	1
BLOOD SYSTEMS LABORATORIES			1	100%	1
PEDIATRICS URGENT CARE, LLC			1	100%	1
WMC HEALTH GROUP OF KISSIMMEE LLC			1	100%	1
AUGUSTA HEALTH CLINICAL LABORATORY			1	100%	1
FLORIDA FAMILY LABORATORY		1			1
FREEPORT ER DOX URGENT CARE		1			1
ADVANCED MEDICAL RESEARCH CENTER LLC			1	100%	1
MC DIAGNOSTIC OF CONNECTICUT, PC #1043		1			1
WATERBURY HOSPITAL REFERENCE LAB			1	100%	1
TMH FSU RAPID LABORATORY			1	100%	1
PROGRESSIVE MEDICAL LAB LLC			1	100%	1
Jersey City Medical Center		1			1
TMH URGENT CARE CENTER			1	100%	1
CVS HEALTH MINUTE CLINIC			1	100%	1
WIREGRASS MEDICAL CENTER			1	100%	1
ORLANDO FAMILY PHYSICIANS			1	100%	1
SHANNON CLARK OD, PA			1	100%	1
DOYLESTOWN HOSPITAL			1	100%	1
BRANDON REGIONAL EMERGENCY CTR			1	100%	1
ANDREWS INSTITUTE AMBULATORY SURGERY CENTER		1			1
MIAMI RESCUE MISSION CLINIC INC			1	100%	1
MARINA DEL REY HOSPITAL LAB			1	100%	1
UMASS MEMORIAL MEDICAL CENTER, INC		1			1
TREASURE COAST MEDICAL CONCIERGE LLC			1	100%	1
C V S / PHARMACY #833		1			1
MERCYONE DES MOINES MEDICAL CENTER			1	100%	1
Harbert Hills Academy Nursing Home		1			1
KNOX COMMUNITY HOSPITAL			1	100%	1
CLEVELAND HEARTLAB			1	100%	1
SOUTH FLORIDA URGENT CARE CENTERS, LLC			1	100%	1
SACRED HEART MEDICAL CENTER			1	100%	1
CEPERO PEDIATRICS PA			1	100%	1
Hackensack Univ Medical Center At Pasc		1			1
LEXINGTON PLACE SENIOR LIVING COMMUNITY		1			1
KENDALL PEDIATRICS PARTNERS LLC			1	100%	1
CARSON NURSING AND REHABILITATION CENTER		1			1

COVID-19: testing by laboratory

Data through Jan 1, 2021 verified as of Jan 2, 2021 at 09:25 AM

Data in this report are provisional and subject to change.

The numbers in the table below represent the number of Florida and non-Florida residents for whom test results were received by the Department of Health. A person can be tested by more than one laboratory and can have both positive and negative results. **Therefore, the sum of the numbers in each column will be larger than the total number of people tested.**

Reporting lab	Inconclusive	Negative	Positive	Percent positive	Total
WINDSOR WOODS REHAB & HEALTHCARE CTR			1	100%	1
NEW HORIZON PRIMARY CARE LLC			1	100%	1
ENZO LABS INC			1	100%	1
PM PEDIATRICS OF BAYSIDE, PLLC - RIVE		1			1
Portsmouth Health and Rehab			1	100%	1
METRO HEALTH HOSPITAL LABORATORY		1			1
WALGREENS #10308		1			1
TAMPA GENERAL MEDICAL GROUP LABORATORY HEALTHPARK			1	100%	1
Maple Lane Nursing Home		1			1
ORDRS, INC.			1	100%	1
CAN COMMUNITY HEALTH		1			1
DOCTORS AFTER HOURS URGENT CARE CENTER			1	100%	1
OCALA FAMILY MEDICAL CENTER		1			1
COVE AT THE MARBELLA,THE			1	100%	1
UNLIMITED MEDICAL SERVICES OF FL PL DBA		1			1
WILTON MANORS HEALTH & REHABILITATION CENTER			1	100%	1
HEART HOSPITAL OF LAFAYETTE: EMERGENCY ROOM			1	100%	1
FRESENIUS SOUTH FORT MYERS		1			1
UF KANAPAH LAB BEAKER		1			1
Sherwood Oaks Health Center			1	100%	1
AMD			1	100%	1
LP ELIZABETHTON		1			1
FRESENIUS KIDNEY CARE FORT WALTON BEACH			1	100%	1
ASSOCIATES MD MEDICAL GROUP INC			1	100%	1
ADVENTHEALTH MEDICAL GROUP FAMILY MEDICINE AT RDV		1			1
HOUSTON DEPARTMENT OF HEALTH AND HUMAN SERVICES			1	100%	1
CULVER CITY URGENT CARE			1	100%	1
NABI		1			1
ADVENTHEALTH MEDICAL GROUP FAMILY AND INTERNAL			1	100%	1
NEW YORK UNIVERSITY MEDICAL CENTER			1	100%	1
UNIVERSITY OF MARYLAND PATHOLOGY ASSOCIATES			1	100%	1
2504-HOMEWOOD		1			1
CENTRAL CAROLINA HOSPITAL			1	100%	1
MARQUETTE GENERAL HOSPITAL			1	100%	1
RENOWN REGIONAL MEDICAL CENTER			1	100%	1
GAMMA HEALTHCARE, INC		1			1
LEELANAU OPCO, LLC		1			1
UNIVERSITY OF VERMONT MEDICAL CENTER			1	100%	1
ALBANY MEDICAL CENTER			1	100%	1
Bivins Pointe			1	100%	1
ALL CARE URGENT CARE			1	100%	1
URGENT DOC -NACOGODOCHES CLINIC			1	100%	1
NEMOURS CHILDREN'S PRIMARY CARE, ST CLOUD			1	100%	1
Dulles Health and Rehab Center		1			1
OCCUPATIONAL HEALTH CENTER		1			1
VISTA DEL SOL MED ASSOC		1			1

COVID-19: testing by laboratory

Data through Jan 1, 2021 verified as of Jan 2, 2021 at 09:25 AM

Data in this report are provisional and subject to change.

The numbers in the table below represent the number of Florida and non-Florida residents for whom test results were received by the Department of Health. A person can be tested by more than one laboratory and can have both positive and negative results. **Therefore, the sum of the numbers in each column will be larger than the total number of people tested.**

Reporting lab	Inconclusive	Negative	Positive	Percent positive	Total
MC DIAGNOSTIC OF CONNECTICUT, PC #252			1	100%	1
LEHIGH REGIONAL WOUND CENTER			1	100%	1
TALLAHASSEE PRIMARY CARE ASSOCIATES PA			1	100%	1
MINUTECLINIC DIAGNOSTIC OF WISCONSIN, LLC		1			1
Crisp Regional Nursing and Rehab Center		1			1
FAMILY PRACTICE OF CENTRAL FLORIDA PA			1	100%	1
MID-FLORIDA PATHOLOGY LLC - MOBILE UNIT # 3			1	100%	1
MIAMI-DADE COUNTY HEALTH DEPT.		1			1
HARBOUR ISLAND PEDIATRICS LLC			1	100%	1
FLORIDA DEPARTMENT OF HEALTH IN LEE COUNTY			1	100%	1
LRGHEALTHCARE		1			1
NDX-CORE LAB			1	100%	1
FREDERICK AVENUE GROUP HOME		1			1
HEALTH CARE SERVICES LC			1	100%	1
NATION'S BEST CARE HOME HEALTH			1	100%	1
BOLLES SCHOOL, THE			1	100%	1
MADISON FACILITY INC			1	100%	1
UNIVERSITY OF MIAMI MILLER SCHOOL			1	100%	1
COOPER CLINIC			1	100%	1
ARCADIA DIALYSIS CENTER			1	100%	1
HERNANDO COUNTY HEALTH DEPT			1	100%	1
NICKLAUS CHILDREN'S DORAL OUTPATIENT CENTER			1	100%	1
NASSAU COUNTY HEALTH DEPARTMENT		1			1
EXCEPTIONAL EMERGENCY CENTER			1	100%	1
JUPITER PEDIATRIC ASSOCIATES, PA			1	100%	1
MEMORIAL HERMANN SOUTHWEST HOSPITAL			1	100%	1
QUEST DIAGNOSTICS CLINICAL LABORATORIES INC		1			1
HEALTH FIRST MEDICAL GROUP LLC			1	100%	1
HAWAII DEPARTMENT OF HEALTH LAB			1	100%	1
DEPARTMENT OF HEALTH AND ENVIRONMENTAL CONTROL			1	100%	1
OPTIMAL MEDICINE INC		1			1
Garden Isle Healthcare and Rehabilitation Center		1			1
STATE OF FLORIDA			1	100%	1
EXCEL URGENT CARE OF NJ			1	100%	1
ULTIMATE ANALYSIS LABORATORY			1	100%	1
ARLINGTON ADULT RESIDENTIAL FACILITY, INC			1	100%	1
DOCTORS CARE - GREER		1			1
WELLOW URGENT CARE-OSWEGO			1	100%	1
JS HEALTHCARE			1	100%	1
Seal Rock Healthcare		1			1
LIFE CARE CENTER OF GWINNETT		1			1
CAREWELL 203			1	100%	1
PCR DIAGNOSTICS			1	100%	1
CHP COVID-19 (TX)			1	100%	1
MIAMI VASCULAR SURGERY			1	100%	1
Caldwell Care		1			1

COVID-19: testing by laboratory

Data through Jan 1, 2021 verified as of Jan 2, 2021 at 09:25 AM

Data in this report are provisional and subject to change.

The numbers in the table below represent the number of Florida and non-Florida residents for whom test results were received by the Department of Health. A person can be tested by more than one laboratory and can have both positive and negative results. **Therefore, the sum of the numbers in each column will be larger than the total number of people tested.**

Reporting lab	Inconclusive	Negative	Positive	Percent positive	Total
FAMILY PRACTICE ASSOCIATES		1			1
CARESPOT URGENT CARE		1			1
MEA PRIMARY CARE PLUS BYRAM			1	100%	1
DOCTORS CARE OF PALM COAST			1	100%	1
ACCURATE HEALTH SERVICES CORP			1	100%	1
ARTHREX MEDICAL CENTER EAST			1	100%	1
MINUTECLINIC DIAG OF IND, LLC #6697		1			1
INLET CONCIERGE MEDICINE			1	100%	1
MEMORIAL HERMANN HOSPITAL			1	100%	1
REGIONAL MEDICAL CENTER BAYONET POINT			1	100%	1
MICROBIOLOGY DEPARTMENT			1	100%	1
Oregon Veterans Home The Dalles		1			1
UCH LAB			1	100%	1
OSF ST JOSEPH MEDICAL CENTER			1	100%	1
GOOD SAMARITAN SOCIETY-FOREST CITY		1			1
ODYSSEY HEALTH CARE OF MARION COUNTY LLC		1			1
SAINT JOSEPH'S HOSPITAL AND MEDICAL CENTER		1			1
LUMICO LIFE INSURANCE COMPANY		1			1
LIFE CARE CENTER OF HILTON HEAD		1			1
EVANS FAMILY CARE PA			1	100%	1
MINUTECLINIC LLC (2335)		1			1
Macon Valley Nursing and Rehabilitation Center		1			1
MINUTE CLINIC DIAGNOSTIC OF TN PC #64		1			1
MEMORIALCARE LONG BEACH MEDICAL CENTER			1	100%	1
FELD ENTERTAINMENT			1	100%	1
Cornerstone at the Ranch		1			1
PUTNAM CO HOSPITAL-D/B/A ASBURY TOWERS		1			1
KINGWOOD EMERGENCY HOSPITAL			1	100%	1
PALM SPRINGS GENERAL HOSPITAL			1	100%	1
CROSSROADS URGENT CARE DBA URGENT TEA		1			1
THE INTERNAL MEDICAL GROUP		1			1
UMMC MIDTOWN CAMPUS			1	100%	1
BAYCARE OUTREACH LAB			1	100%	1
BAPTIST MINOR MEDICAL CENTER			1	100%	1
El Paso Health Care Center			1	100%	1
ILLINOIS DEPT OF PUBLIC HEALTH LABS			1	100%	1
PHYSICIANS IMMEDIATE CARE			1	100%	1
NONA MEDICAL ARTS		1			1
ST VINCENT'S AMBULATORY CARE INC			1	100%	1
BLANCHARD VALLEY HOSPITAL LABORATORY			1	100%	1
HEALTH PLUS SUNRISE MEDICAL OFFICE			1	100%	1
SANTA BARABARA ALF LLC (THE WINDSOR)			1	100%	1
CLEVELAND CLINIC OHIO LABORATORIES			1	100%	1
ST CLOUD COMPOUNDING PHARMACY & WELLNESS CENTER		1			1
STANDIFER PLACE		1			1
CRUSADER COMMUNITY HEALTH			1	100%	1

COVID-19: testing by laboratory

Data through Jan 1, 2021 verified as of Jan 2, 2021 at 09:25 AM

Data in this report are provisional and subject to change.

The numbers in the table below represent the number of Florida and non-Florida residents for whom test results were received by the Department of Health. A person can be tested by more than one laboratory and can have both positive and negative results. **Therefore, the sum of the numbers in each column will be larger than the total number of people tested.**

Reporting lab	Inconclusive	Negative	Positive	Percent positive	Total
PALMETTO PRIMARY CARE PHYSICIANS			1	100%	1
WESLEY MEDICAL CENTER			1	100%	1
LABORATORIO MEDICO CENTRAL CONDOMINO MD			1	100%	1
HUMILITY OF MARY HEALTH PARTNERS			1	100%	1
COASTAL SKIN SURGERY AND DERMATOLOGY PL		1			1
CONCIERGE INTERNAL MEDICINE ASSOCIATES			1	100%	1
Diversicare of Smyrna		1			1
Signature Healthcare of Savannah		1			1
EDWARD HOSPITAL			1	100%	1
FLORIDA HEART AND VASCULAR MULTISPECIALTY GROUP PA			1	100%	1
NEW ERA COMMUNITY HEALTH CENTER LLC		1			1
SYNERGENE LABORATORY			1	100%	1
HENRY FORD WEST BLOOMFIELD HOSPITAL			1	100%	1
PULMONARY MEDICINE		1			1
CURELOGICS WOUND CARE & HYPERBARIC CENTER		1			1
CALIFORNIA PUBLIC HEALTH LABORATORY			1	100%	1
MINUTECLINIC DIAGNOSTIC OF TN PC #240		1			1
MINUTECLINIC DIAGNOSTIC OF TN, PC 6304		1			1
Chestnut Ridge Nursing & Rehab		1			1
Life Care Center of Estero			1	100%	1
PALM BAY URGENT CARE PL		1			1
Mill Valley Care Center		1			1
GREATER TAMPA AT HOME			1	100%	1
ADVENTHEALTH CENTRA CARE PONCIANA			1	100%	1
GREENTREE MEDICAL CENTER			1	100%	1
MINUTECLINIC DIAGNOSTIC OF OHIO #3407		1			1
ROSE HAVEN NURSING CENTER		1			1
Livingston County Center for Nursing and Rehabilitation		1			1
CVS HEALTH, #2043		1			1
KEY WEST HMA PHYSICIAN MANAGEMENT, LLC			1	100%	1
Florida Baptist Retirement Center		1			1
FLORIDA HOSPITAL LAB			1	100%	1
VA ST LOUIS HEALTH CARE SYSTEM			1	100%	1
BEAUMONT REFERENCE LABORATORY			1	100%	1
Lemont Nursing and Rehab Center			1	100%	1
LEGACY AT HIGHWOODS PRESERVE		1			1
Monument Health Strugis Care Center		1			1
MANOR CARE OF DELRAY BEACH FL LLC		1			1
LIFELINK TRANSPLANT INSTITUTE LAB			1	100%	1
HILTON HEAD HOSPITAL/INPATIENT			1	100%	1
MEDEXPRESS URGENT CARE-MEADVILLE			1	100%	1
Falmouth By The Sea			1	100%	1
LABONE		1			1
SARASOTA MEMORIAL HOSPITAL		1			1
HARDIN MEMORIAL HOSPITAL - HEARTLAND PATHOLOGY CONSULTANTS			1	100%	1
FLORIDA HOSPITAL ORMOND BEACH			1	100%	1

COVID-19: testing by laboratory

Data through Jan 1, 2021 verified as of Jan 2, 2021 at 09:25 AM

Data in this report are provisional and subject to change.

The numbers in the table below represent the number of Florida and non-Florida residents for whom test results were received by the Department of Health. A person can be tested by more than one laboratory and can have both positive and negative results. **Therefore, the sum of the numbers in each column will be larger than the total number of people tested.**

Reporting lab	Inconclusive	Negative	Positive	Percent positive	Total
ST. JOHN HOSPITAL & MEDICAL CENTER			1	100%	1
NASSAU UNIVERSITY MEDICAL CENTER DEPT		1			1
HAVASU REGIONAL MEDICAL CENTER			1	100%	1
FLORIDA CLINICAL RESEARCH CENTER, LLC			1	100%	1
Luther Acres Manor		1			1
INTERMOUNTAIN MEDICAL CENTER			1	100%	1
BROOKSVILLE REGIONAL HOSPITAL			1	100%	1
SIGNATURE CARE MEMORIAL CITY			1	100%	1
CORNERSTONE PEDIATRICS			1	100%	1
Community Compassion Center of Batesville			1	100%	1
MINUTECLINIC, LLC #4682		1			1
ANSWERS RESOURCE FACILITY		1			1
SEASONS HOSPICE AND PALLIATIVE CARE OF			1	100%	1
OCALA RKC EAST HEMO #1			1	100%	1
FLORIDA PREMIER MEDICAL CARE PA			1	100%	1
JOHNSON & JOHNSON VISION CARE-VISTAKON			1	100%	1
BERRYHILL MANOR		1			1
Eddy Memorial Geriatric Center		1			1
University Plaza Rehabilitation and Nursing			1	100%	1
CHOTA COMMUNITY HEALTH SERVICES		1			1
PALMA CEIA MED GROUP-SWANN		1			1
HOME AIDE SVC OF EASTERN NY INC D/B/A		1			1
GIBSON AREA PRIMARY CARE			1	100%	1
HEARTLAND REGIONAL MEDICAL CENTER		1			1
MOUNT SINAI MEDICAL CENTER AVENTURA ER			1	100%	1
BAYMEADOWS PEDIATRIC CARE		1			1
ST JOSEPHS HOSPITAL SOUTH HOSPITAL			1	100%	1
MEDEXPRESS URGENT CARE - SPRINGFIELD, COOLEY ST		1			1
UNIVERSITY OF SOUTH FLORIDA			1	100%	1
MID FLORIDA BIOLOGICALS			1	100%	1
MALUHIA		1			1
Trucare Living Centers - Columbus		1			1
HENRY FORD HOSPITAL			1	100%	1
SV MOBILE HEALTH			1	100%	1
PREMIER PEDIATRICS			1	100%	1
HABANA HEALTH CARE CENTER			1	100%	1
DE TAR HOSPITAL			1	100%	1
MEDEXPRESS URGENT CARE, BELLE VERNON		1			1
ADVENTHEALTH MEDICAL GROUP COMMUNITY MEDICINE			1	100%	1
HACKENSACK UNIVERSITY MEDICAL CENTER		1			1
BOULDER COMMUNITY HOSPITAL			1	100%	1
Bethel Lutheran Nursing & Rehabilitation Center		1			1
RM PHARMACY SERVICES INC		1			1
MEDICAL CITY NORTH HILLS			1	100%	1
WALKONCLINIC			1	100%	1
HOLLAND COMMUNITY HOSPITAL		1			1

COVID-19: testing by laboratory

Data through Jan 1, 2021 verified as of Jan 2, 2021 at 09:25 AM

Data in this report are provisional and subject to change.

The numbers in the table below represent the number of Florida and non-Florida residents for whom test results were received by the Department of Health. A person can be tested by more than one laboratory and can have both positive and negative results. **Therefore, the sum of the numbers in each column will be larger than the total number of people tested.**

Reporting lab	Inconclusive	Negative	Positive	Percent positive	Total
TREASURE COAST PRIMARY CARE		1			1
ANY LAB TEST FAST CORP			1	100%	1
REFERENCE LABORATORY			1	100%	1
Bolingreen Health and Rehabilitation		1			1
CORIZON HEALTH INC			1	100%	1
GUIDEWELL EMERGENCY MEDICINE DOCTORS LLC			1	100%	1
Lenox on the Lake			1	100%	1
PRISMA HEALTH TUOMEY LABORATORY			1	100%	1
CAREHERE LLC			1	100%	1
Southwest Louisiana Veterans Home			1	100%	1
MORGAN STANELY HEALTH CENTER		1			1
DERMDX, DIV OF AURORA DIAGNOSTICS/BERNHARDT LAB		1			1
DEL PRADO MEDICAL CENTER, INC		1			1
GOSHEN HOSPITAL			1	100%	1
OLEAN GENERAL HOSPITAL		1			1
SANITAS RESEARCH LLC			1	100%	1
BAYCARE OUTREACH LAB AT NEW TAMPA			1	100%	1
MONMOUTH MEDICAL CENTER		1			1
HORIZON MEDICAL CENTER			1	100%	1
The Pines at Poughkeepsie Center for Nursing and Rehabilitation		1			1
GENESIS FAMILY PRACTICE			1	100%	1
OMNI HEALTHCARE URGENT CARE			1	100%	1
OHIO VALLEY MANOR NURSING &		1			1
DOCTOR'S IN-HOUSE LAB/COMMUNITY HEALTH CENTERS OF PINELLAS - JOHNNIE R			1	100%	1
MEDEXPRESS URGENT CARE - WICHITA, N MAIZE RD		1			1
Memorial Health Care Center			1	100%	1
MORNINGSIDE NURSING AND REHABILITATION		1			1
THEDACARE FAMILY MEDICINE GATEWAY			1	100%	1
CONVENIENT MEDICAL AND HEALTH SERVICES			1	100%	1
CHRISTIANA HOSPITAL		1			1
CARESOUTH HHA HOLDINGS OF THE TREASURE COAST LLC			1	100%	1
CLERMONT HEALTH DEPARTMENT			1	100%	1
BAPTIST EMERGENCY HOSPITAL KELLY			1	100%	1
ACCESS FAMILY CARE LLC			1	100%	1
MINUTECLINIC DIAGNOSTIC OF KENTUCKY		1			1
TITUSVILLE CENTER FOR SURGICAL EXCELLENCE LLC		1			1
QUALITY CLINICAL LAB LLC			1	100%	1
OCALA REGIONAL DIALYSIS- NORTH			1	100%	1
AVERA ST. MARY'S HOSPITAL			1	100%	1
PROVIDENCE ST PETER HOSPITAL		1			1
HARRINGTON PARK HEALTH AND REHAB		1			1
ST.ELIZABETH HEALTH CENTER	1				1
PARK AVENUE PEDIATRICS PC		1			1
HARBOR BEACH NURSING AND REHABILITATION CENTER			1	100%	1
BOSTON PUBLIC HEALTH COMMISSION			1	100%	1
MEDEXPRESS URGENT CARE - HADLEY		1			1

COVID-19: testing by laboratory

Data through Jan 1, 2021 verified as of Jan 2, 2021 at 09:25 AM

Data in this report are provisional and subject to change.

The numbers in the table below represent the number of Florida and non-Florida residents for whom test results were received by the Department of Health. A person can be tested by more than one laboratory and can have both positive and negative results. **Therefore, the sum of the numbers in each column will be larger than the total number of people tested.**

Reporting lab	Inconclusive	Negative	Positive	Percent positive	Total
ADVANCED URGENT CARE PLLC		1			1
FHPG SURGICAL ASSOCIATES OF EAST PASCO			1	100%	1
ALTA BATES SUMMIT MEDICAL CENTER CLINICAL LAB			1	100%	1
Senatobia Healthcare & Rehab		1			1
FLORIDA DEPARTMENT OF HEALTH SEMINOLE COUNTY		1			1
CARE POINT HEALTH AND WELLNESS CENTER		1			1
ORLANDO PHYSICIAN NETWORK		1			1
CAREWELL URGENT CARE FITCHBURG			1	100%	1
CHIEFLAND MEDICAL CENTER			1	100%	1
BIOMERIEUX			1	100%	1
ST. LUKE'S HOSPITAL			1	100%	1
Signature Healthcare of Georgetown		1			1
KANSAS CITY VA MEDICAL CENTER			1	100%	1
MEDICAL ASSOCIATES OF THE SHOALS		1			1
INSPIRE HEALTHCARE CENTER			1	100%	1
WALGREEN#12147		1			1
BOCA CIEGA CENTER			1	100%	1
SHELL POINT HOME HEALTH			1	100%	1
CLIFTON-FINE HOSPITAL LABORATORY		1			1
RIVERSIDE COUNTY PUBLIC HEALTH LABORATORY			1	100%	1
FAYETTE MEDICAL CENTER LAB		1			1
MADISON AT OVIEDO			1	100%	1
HAMILTON CI MAIN UNIT ANNEX/ WORK CAMP			1	100%	1
FLORIDA MEDICAL CENTER			1	100%	1
PASCO COUNTY HEALTH DEPARTMENT			1	100%	1
Integrity Healthcare of Carbondale			1	100%	1
ADVENTHEALTH IMAGING LAKE NONA			1	100%	1
BL DIAGNOSTICS LLC			1	100%	1
FLORIDA KEYS PED AND ADOLES CTR			1	100%	1
SOUTHERN HILLS MEDICAL CENTER			1	100%	1
SOLARIS HEALTHCARE PLANT CITY		1			1
Fairhaven Retirement Community		1			1
Kroger 717 - The Little Clinic Dolphin Drive			1	100%	1
Villa Maria			1	100%	1
ALPHA CLINICAL LABORATORY CORP.			1	100%	1
MEDEXPRESS URGENT CARE - LITTLE ROCK		1			1
SOUTHERN BREEZE HEALTHCARE			1	100%	1
BAPTIST HOSPITAL EMPLOYEE HEALTH OFF			1	100%	1
MINUTECLINIC, LLC #1492		1			1
GEORGETOWN URGENT CARE			1	100%	1
HALIFAX FAMILY HEALTH CENTER			1	100%	1
The Palms Nursing and Rehabilitation		1			1
Regency Square			1	100%	1
NORTH FLORIDA EVALUATION AND TREATMENT CENTER		1			1
PINELLAS CHD - CLEARWATER			1	100%	1
Community Care Center of Heritage House, LLC			1	100%	1

COVID-19: testing by laboratory

Data through Jan 1, 2021 verified as of Jan 2, 2021 at 09:25 AM

Data in this report are provisional and subject to change.

The numbers in the table below represent the number of Florida and non-Florida residents for whom test results were received by the Department of Health. A person can be tested by more than one laboratory and can have both positive and negative results. **Therefore, the sum of the numbers in each column will be larger than the total number of people tested.**

Reporting lab	Inconclusive	Negative	Positive	Percent positive	Total
BUENA VIDA ESTATES			1	100%	1
MEDEXPRESS URGENT CARE - WESTFIELD, E MAIN ST			1	100%	1
HOLLY HILL HOME INFUSION SERVICE		1			1
DAVITA DIALYSIS-NORTH			1	100%	1
Waddell Nursing & Rehab Center		1			1
MOSAIC MEDICAL CENTER MARYVILLE			1	100%	1
C V S / PHARMACY #4396		1			1
UPMC NORTHWEST HOSPITAL			1	100%	1
SELF REGIONAL HEALTHCARE			1	100%	1
AUTUMN HOUSE			1	100%	1
NORDX			1	100%	1
UF HEALTH THE VILLAGES			1	100%	1
CVS MINUTE CLINIC DIAGNOSTIC PA #3060		1			1
NEWTON MEMORIAL HOSPITAL		1			1
FHCP ASC - ORANGE CITY			1	100%	1
DAVID LAWRENCE CENTER INC			1	100%	1
MEDEXPRESS URGENT CARE - BROOKHAVEN		1			1
COVID RAPID LABS			1	100%	1
LOUNDY		1			1
WARE EXPRESS CARE			1	100%	1
Rehab Select of Talladega		1			1
CHILDRENS SPECIALIST PEDIATRIC PULMMOLOGY &			1	100%	1
Sanford Health & Rehabilitation			1	100%	1
PRINCIPLE DIAGNOSTICS LLC			1	100%	1
Victory Health and Rehabilitation			1	100%	1
IRA FIALKO DO			1	100%	1
AFTER HOURS PEDS			1	100%	1
COMMUNITY			1	100%	1
NEIGHBORCARE PHARMACY SERVICES		1			1
FLORHAM PARK ENDOSCOPY CENTER		1			1
SOUTH LAKE PEDIATRICS		1			1
UHS BINGHAMTON GENERAL			1	100%	1
DEPARTMENT OF HEALTH SERVICES			1	100%	1
BRIDGEWATER PARK ASSISTED LIVING LLC			1	100%	1
Flagler Health and Rehabilitation			1	100%	1
SPECTRUM LABORATORY			1	100%	1
MED CHOICE CENTER OF NORTH MIAMI			1	100%	1
POMPANO BEACH ARTIFICIAL KIDNEY CENTER			1	100%	1
FLORIDA PRIMARY CARE AND SPORTS MEDICINE INC			1	100%	1
GOSHEN MEDICAL CENTER			1	100%	1
PRIME CARE FAMILY MEDICINE			1	100%	1
LIFELINK TISSUE BANK D/B/A LIFELINK TISSUE BANK		1			1
RIVERSIDE METHODIST HOSPITAL LAB			1	100%	1
JOHN KNOX MANOR INC II			1	100%	1
MIDWAY SPECIALTY CARE CENTER INC		1			1
MEDERI CARETENDERS			1	100%	1

COVID-19: testing by laboratory

Data through Jan 1, 2021 verified as of Jan 2, 2021 at 09:25 AM

Data in this report are provisional and subject to change.

The numbers in the table below represent the number of Florida and non-Florida residents for whom test results were received by the Department of Health. A person can be tested by more than one laboratory and can have both positive and negative results. **Therefore, the sum of the numbers in each column will be larger than the total number of people tested.**

Reporting lab	Inconclusive	Negative	Positive	Percent positive	Total
LOPEZ		1			1
Vi at Aventura		1			1
SOUTHERN WINDS			1	100%	1
Birmingham Nursing & Rehab Center		1			1
Long Beach Care Center			1	100%	1
SANTA MONICA CA-UCLA MC			1	100%	1
HYDE PARK MEDICAL CENTER		1			1
TERRELL URGENT CARE			1	100%	1
MINUTECLINIC DIAGNOSTICS OF OKLAHOMA		1			1
NORTH MIAMI BEACH SURGICAL CENTER			1	100%	1
HOUSTON METHODIST HOSPITAL			1	100%	1
Ramsey Village		1			1
WELLMED AT FORT PIERCE		1			1
CHILTON MEDICAL CENTER		1			1
HEALTH ALLIANCE			1	100%	1
CARE STATION MEDICAL GROUP		1			1
Lutheran Community at Telford		1			1
NORTH FLORIDA CHILD DEVELOPMENT, INC			1	100%	1
PRIORITY CARE LLC			1	100%	1
PINEVILLE PHARMACY			1	100%	1
VALLEY MEDICAL LABORATORY			1	100%	1
MILFORD REGIONAL HOSPITAL			1	100%	1
BROOKDALE PALM BEACH GARDENS			1	100%	1
APS-SUMMIT CARE PHARMACY, LLC DBA OMNICARE		1			1
Chateau Living Center			1	100%	1
COMPASSION PEDIATRIC URGENT CARE LLC			1	100%	1
SUNCOAST COMMUNITY HEALTH CENTERS INC		1			1
COMMONWEALTH OF VIRGINIA DIVISION OF CONSOLIDATED LABORATORY SERVICES			1	100%	1
DIVERSE MEDICAL CARE LLC			1	100%	1
Longwood Community Living Center		1			1
MEDEXPRESS URGENT CARE - LINCOLN		1			1
RAJ K PAI MD PA			1	100%	1
BROOKDALE FORT MYERS LAKES PARK			1	100%	1
SKY RIDGE MEDICAL CENTER - MICRO			1	100%	1
Niles Nursing and Rehab. Center		1			1
WELLMED AT APOLLO BEACH BLVD			1	100%	1
LANCASHIRE HALL NURSING AND REHABILITATION CENTER		1			1
MEDCARE QUALITY MEDICAL CENTER LLC			1	100%	1
SHAMRA MEDICAL LABORATORY			1	100%	1
FLAGLER PROFESSIONAL HEALTH CARE SERVICES INC		1			1
EMERGENCY CARE SERVICES LAB AT JFK MEDICAL CENTER			1	100%	1
FIU HEALTH CARE CENTER			1	100%	1
MEDICAL CLINIC OF HOUSTON			1	100%	1
BROWARD TRANSITIONAL CENTER			1	100%	1
CVS MINUTE CLINIC DIAGNOSTIC MED GRP OF CAL		1			1
STEWART FLORIDA ALF, INC			1	100%	1

COVID-19: testing by laboratory

Data through Jan 1, 2021 verified as of Jan 2, 2021 at 09:25 AM

Data in this report are provisional and subject to change.

The numbers in the table below represent the number of Florida and non-Florida residents for whom test results were received by the Department of Health. A person can be tested by more than one laboratory and can have both positive and negative results. **Therefore, the sum of the numbers in each column will be larger than the total number of people tested.**

Reporting lab	Inconclusive	Negative	Positive	Percent positive	Total
NFRC CLINICAL LAB			1	100%	1
UNITED HEALTHCARE			1	100%	1
RICHICHI FAMILY HEALTH			1	100%	1
UNIVERISTY OF MIAMI			1	100%	1
ST. LUKES HOSPITAL			1	100%	1
NORTHEAST FLORIDA HEALTH SERVICES			1	100%	1
15 TO KNOW			1	100%	1
CUSTOM SCRIPTS PHARMACY		1			1
SEBRING PEDIATRICS LLC			1	100%	1
MARYLAND DEPARTMENT OF HEALTH AND MENTAL HYGIENE-LABORATORIES			1	100%	1
SOUTH MIAMI HOSPITAL			1	100%	1
NEMOURS CHILDREN'S PRIMARY CARE			1	100%	1
PALM COAST DRAW STATION/AMERICAN HEALTH ASSOCIATES		1			1
DUKE HEALTH REGIONAL HOSPITAL			1	100%	1
PATHOLOGY		1			1
DORAL KIDNEY CENTER			1	100%	1
441 URGENT CARE CENTER - BROWNWOOD			1	100%	1
TRUMAN MEDICAL CENTER - HOSPITAL HILL			1	100%	1
BROOKSHIRE, THE			1	100%	1
MEDICAL CENTER OF CENTRAL GEORGIA			1	100%	1
MINUTECLINIC DIAGNOSTIC OF OHIO #4401		1			1
DOC PAM PA		1			1
Heartland of Perrysburg		1			1
EH FARGO HOSPITAL LABORATORY			1	100%	1
RIVERSIDE MEDICAL CENTER		1			1
HARMONY HEALTHCARE ORLANDO INC		1			1
MEDEXPRESS URGENT CARE - SOMERSET TOWNSHIP		1			1
MANSFIELD MEDICAL LODGE			1	100%	1
NIBHA MEDIRATTA MD PL			1	100%	1
MAYO CLINIC BEACHES PRIMARY CARE CTR		1			1
EVENTIDE LUTHERAN HOME		1			1
BLUEWATER TOXICOLOGY			1	100%	1
LAKE REGIONAL HEALTH			1	100%	1
CONTINENTAL HOME HEALTH CARE INC			1	100%	1
Iron County Medical Care Facility		1			1
FRASER MEMORIAL HOSPITAL			1	100%	1
KIDSVILLE PEDIATRICS IV PA		1			1
MERCY GENERAL HOSPITAL			1	100%	1
Good Samaritan Society Waukon		1			1
NOMI HEALTH LAB SERVICES LLC			1	100%	1
LabCorp L#09258295 M#09258285			1	100%	1
UNIVERSITY OF MIAMI PRIMARY CARE SITE UMHC 3039			1	100%	1
SMITH KLINE			1	100%	1
SUNCREST OMNI		1			1
USC VERDUGO HILLS HOSPITAL			1	100%	1
PENSACOLA PATHOLOGY		1			1

COVID-19: testing by laboratory

Data through Jan 1, 2021 verified as of Jan 2, 2021 at 09:25 AM

Data in this report are provisional and subject to change.

The numbers in the table below represent the number of Florida and non-Florida residents for whom test results were received by the Department of Health. A person can be tested by more than one laboratory and can have both positive and negative results. **Therefore, the sum of the numbers in each column will be larger than the total number of people tested.**

Reporting lab	Inconclusive	Negative	Positive	Percent positive	Total
JOHN D. ARCHBOLD MEMORIAL HOSPITAL			1	100%	1
ALLIED PHYSICIANS GROUP		1			1
ENCOMPASS HEALTH HOME HEALTH		1			1
FAST PACE MEDICAL CLINIC PLLC		1			1
LIFESPAN HEALTH - SELMER		1			1
ANY LAB TEST NOW JACKSONVILLE		1			1
FLORIDA DEPARTMENT OF HEALTH IN CITRUS COUNTY		1			1
PRIMACARE MEDICAL LAKEWOOD			1	100%	1
PM PEDIATRICS PC			1	100%	1
CARDIAC AND VASCULAR CONSULTANTS MD PA		1			1
MEDEXPRESS-DOVER		1			1
PEDIATRIC ASSOCIATES - JACKSONVILLE			1	100%	1
MEDICAL ASSOCIATES OF PINELLAS - LAB			1	100%	1
Hillside Manor Rehabilitation and Extended Care Center		1			1
STEPHENS COUNTY HOSPITAL			1	100%	1
THE EDGEWATER AND WATERMAN VILLAGE			1	100%	1
CVS MINUTE CLINIC DIAG OF IND, LLC #6549		1			1
ENVOY OF FORK UNION, LLC DBA ENVOY AT THE VILLAGE		1			1
FULGENT GENETICS HOUSTON		1			1
Juniper Village at Bucks County		1			1
MDS PHARMA SERVICES		1			1
CORPORATION OF AMERICA		1			1
APOLLOMDX LLC			1	100%	1
ADVENTHEALTH MEDICAL GROUP OBSTETRICS			1	100%	1
STEINHATCHEE DRUGS			1	100%	1
NHLS		1			1
PALM WEST INTERNIST PA			1	100%	1
ALLEGANY COUNTY DEPARTMENT OF HEALTH		1			1
SANTA CLARA VALLEY MEDICAL CENTER			1	100%	1
UNIVERSITY COMMUNITY HEALTH SERVICES			1	100%	1
SOUTHWEST REGIONAL PCR LABORATORY			1	100%	1
Total	63,111	12,462,940	1,732,821	12%	14,258,872