

# COVID-19: summary of cases and monitoring

Data through Dec 30, 2020 verified as of Dec 31, 2020 at 09:25 AM

Data in this report are provisional and subject to change.

Cases: people with positive PCR or antigen test result		Cases: people with positive PCR or antigen test result	
Total cases		Risk factors for Florida residents	
Florida residents	1,300,528	Traveled	11,082
Non-Florida residents	22,787	Contact with a known case	495,645
Type of testing		Traveled and contact with a known case	14,055
Florida residents	1,300,528	Neither	779,746
Positive by BPHL/CDC	48,928	No travel and no contact	157,306
Positive by commercial/hospital lab	1,251,600	Travel is unknown	446,740
PCR positive	1,117,552	Contact is unknown	299,690
Antigen positive	182,976	Contact is pending	278,289
Non-Florida residents	22,787	Travel can be unknown and contact can be unknown or pending for the same case, these numbers will sum to more than the "neither" total.	
Positive by BPHL/CDC	646		
Positive by commercial/hospital lab	22,141		
PCR positive	17,271		
Antigen positive	5,516		
Characteristics			
Florida residents hospitalized	62,868		
Florida resident deaths	21,673		
Non-Florida resident deaths	317		
Hospitalized counts include anyone who was hospitalized at some point during their illness. It does not reflect the number of people currently hospitalized.			
More information on deaths identified through death certificate data is available on the National Center for Health Statistics website at <a href="http://www.cdc.gov/nchs/nvss/vsrr/COVID19/index.htm">www.cdc.gov/nchs/nvss/vsrr/COVID19/index.htm</a> .			

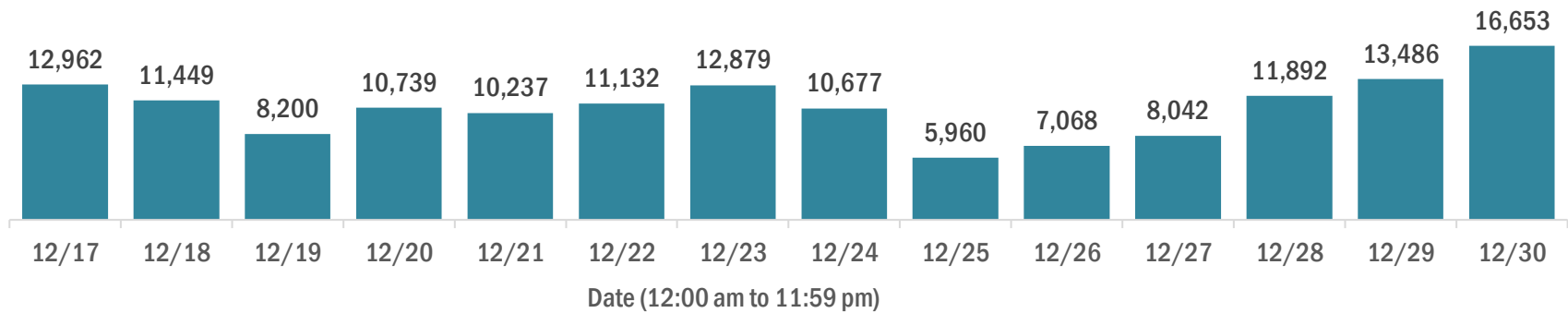
# COVID-19: summary of laboratory testing

Data through Dec 30, 2020 verified as of Dec 31, 2020 at 09:25 AM

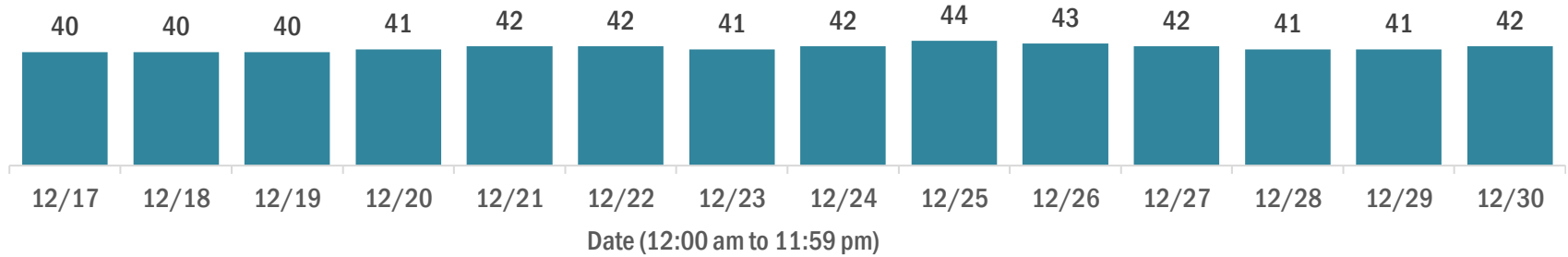
Data in this report are provisional and subject to change.

## Cases in Florida residents per day for the past 2 weeks

Number of cases per day



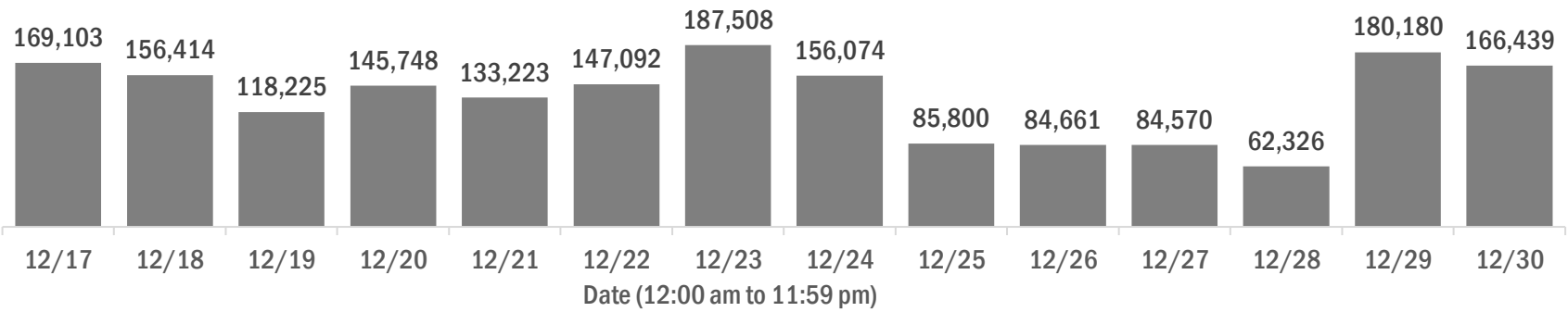
Median age of cases by day



## Laboratory testing for Florida residents over the past 2 weeks

### Number of Florida residents tested per day

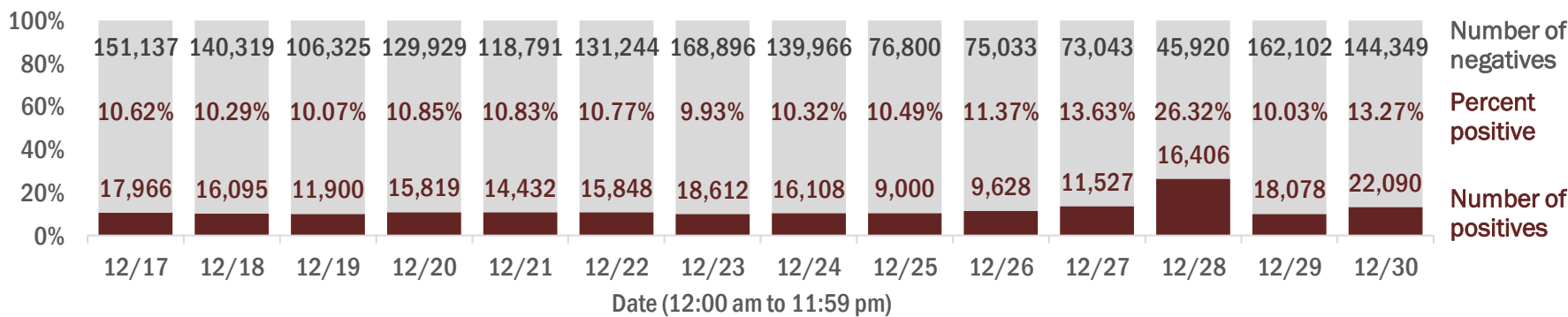
These counts include the number of people for whom the Department received PCR or antigen laboratory results by day. People tested on multiple days will be included for each day a new result was received. A person is only counted once for each day they are tested, regardless of whether multiple specimens are tested or multiple results are received.



### Number and percent of Florida residents with positive test results

The percent of positive results ranged from 9.93% to 26.32% over the past 2 weeks and was 13.27% yesterday.

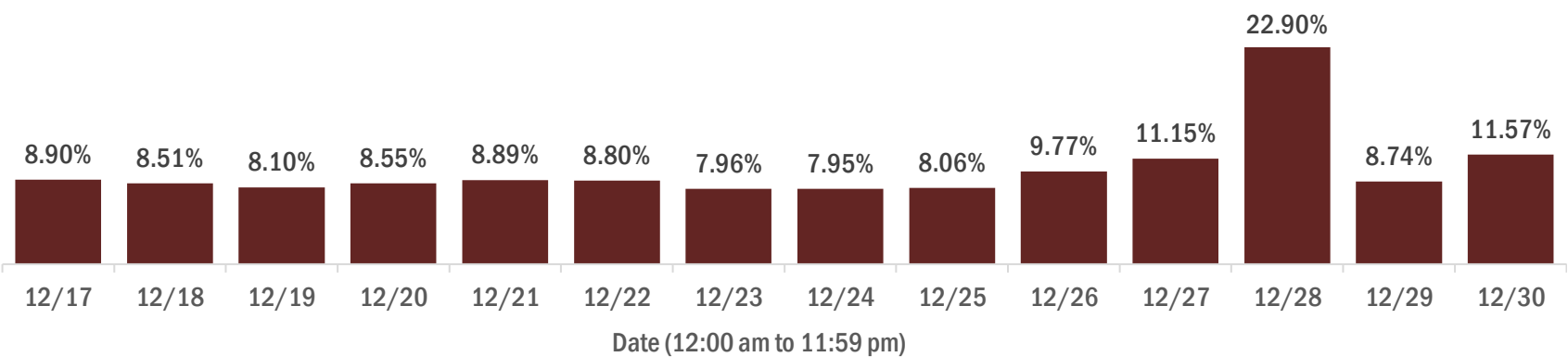
These counts include the number of people for whom the Department received PCR or antigen laboratory results by day. People tested on multiple days will be included for each day a new result was received. A person is only counted once for each day they are tested, regardless of whether multiple specimens are tested or multiple results are received. If a person has a positive specimen and a negative specimen in the same day, only the positive result is counted.



### Percent positivity for new cases in Florida residents

The percent of positive results ranged from 7.95% to 22.90% over the past 2 weeks and was 11.57% yesterday.

This percent is the number of people who test PCR- or antigen-positive for the first time divided by all the people tested that day, excluding people who have previously tested positive.



# COVID-19: characteristics of 1,300,528 Florida resident cases

Data through Dec 30, 2020 verified as of Dec 31, 2020 at 09:25 AM

Data in this report are provisional and subject to change.

Age group	Cases		Hospitalizations		Deaths	
0-4 years	23,450	2%	419	1%	0	0%
5-14 years	68,907	5%	382	1%	5	0%
15-24 years	203,861	16%	1,635	3%	34	0%
25-34 years	233,358	18%	3,307	5%	120	1%
35-44 years	203,838	16%	4,997	8%	352	2%
45-54 years	200,278	15%	7,553	12%	844	4%
55-64 years	170,359	13%	10,881	17%	2,372	11%
65-74 years	106,200	8%	12,799	20%	4,601	21%
75-84 years	59,321	5%	12,382	20%	6,465	30%
85+ years	29,819	2%	8,508	14%	6,880	32%
Unknown	1,137	0%	5	0%	0	0%
Total	1,300,528		62,868		21,673	

Gender	Cases	
Female	674,456	52%
Male	617,332	47%
Unknown	8,740	1%
Total	1,300,528	

Ethnicity	Cases		Hospitalizations		Deaths	
Hispanic	408,508	31%	16,734	27%	5,234	24%
Non-Hispanic	600,182	46%	42,931	68%	14,930	69%
Unknown	291,838	22%	3,203	5%	1,509	7%
Total	1,300,528		62,868		21,673	

Race and ethnicity	Cases		Hospitalizations		Deaths	
White	694,999	53%	40,049	64%	15,493	71%
Hispanic	271,807	21%	11,779	19%	4,145	19%
Non-Hispanic	373,217	29%	26,985	43%	10,621	49%
Unknown	49,975	4%	1,285	2%	727	3%
Black	173,149	13%	13,580	22%	3,744	17%
Hispanic	9,676	1%	557	1%	141	1%
Non-Hispanic	149,001	11%	12,728	20%	3,462	16%
Unknown	14,472	1%	295	0%	141	1%
Other race	183,907	14%	7,307	12%	1,737	8%
Hispanic	94,412	7%	3,978	6%	807	4%
Non-Hispanic	62,698	5%	3,001	5%	778	4%
Unknown	26,797	2%	328	1%	152	1%
Unknown race	248,473	19%	1,932	3%	699	3%
Hispanic	32,613	3%	420	1%	141	1%
Non-Hispanic	15,266	1%	217	0%	69	0%
Unknown	200,594	15%	1,295	2%	489	2%
Total	1,300,528		62,868		21,673	

**Hospitalization** counts include anyone who was hospitalized at some point during their illness. It does not reflect the number of people currently hospitalized. **Other race** includes any person with a race of American Indian/Alaskan native, Asian, native Hawaiian/Pacific Islander, or other.

# COVID-19: deaths in Florida residents and staff of long-term care facilities

Data through Dec 30, 2020 verified as of Dec 31, 2020 at 09:25 AM

Data in this report are provisional and subject to change.

For current cases in residents or staff of long-term care facilities, please visit: <https://floridahealthcovid19.gov/>

County	Deaths		County	Deaths		County	Deaths	
Dade	905	<div></div> 11%	Lake	117	<div></div> 1%	Gilchrist	13	<div></div> 0%
Palm Beach	824	<div></div> 10%	Citrus	115	<div></div> 1%	Gadsden	12	<div></div> 0%
Pinellas	679	<div></div> 8%	Osceola	104	<div></div> 1%	Washington	12	<div></div> 0%
Broward	506	<div></div> 6%	Charlotte	98	<div></div> 1%	Calhoun	11	<div></div> 0%
Hillsborough	449	<div></div> 5%	Indian River	80	<div></div> 1%	Baker	9	<div></div> 0%
Polk	364	<div></div> 4%	Clay	77	<div></div> 1%	Gulf	9	<div></div> 0%
Lee	293	<div></div> 4%	Jackson	77	<div></div> 1%	Jefferson	9	<div></div> 0%
Brevard	292	<div></div> 4%	Leon	62	<div></div> 1%	Lafayette	9	<div></div> 0%
Sarasota	285	<div></div> 3%	Suwannee	58	<div></div> 1%	Holmes	7	<div></div> 0%
Duval	274	<div></div> 3%	St. Johns	53	<div></div> 1%	Desoto	5	<div></div> 0%
Orange	256	<div></div> 3%	Highlands	52	<div></div> 1%	Bradford	4	<div></div> 0%
Volusia	206	<div></div> 3%	Bay	50	<div></div> 1%	Levy	4	<div></div> 0%
St. Lucie	198	<div></div> 2%	Alachua	40	<div></div> 0%	Flagler	3	<div></div> 0%
Marion	192	<div></div> 2%	Columbia	38	<div></div> 0%	Monroe	3	<div></div> 0%
Seminole	187	<div></div> 2%	Sumter	33	<div></div> 0%	Taylor	3	<div></div> 0%
Escambia	165	<div></div> 2%	Nassau	28	<div></div> 0%	Hardee	2	<div></div> 0%
Manatee	154	<div></div> 2%	Santa Rosa	24	<div></div> 0%	Wakulla	2	<div></div> 0%
Collier	143	<div></div> 2%	Hendry	20	<div></div> 0%	Dixie	1	<div></div> 0%
Pasco	138	<div></div> 2%	Putnam	20	<div></div> 0%	Liberty	1	<div></div> 0%
Martin	129	<div></div> 2%	Walton	19	<div></div> 0%			
Okaloosa	123	<div></div> 2%	Madison	18	<div></div> 0%			
Hernando	118	<div></div> 1%	Okeechobee	16	<div></div> 0%			
						Total	8,198	

**Note:** cases are summarized by the county of usual residence. Residents and staff may be cases associated with facilities that are not in their county of usual residence, resulting in cases being included below for counties that do not have facilities with known cases.

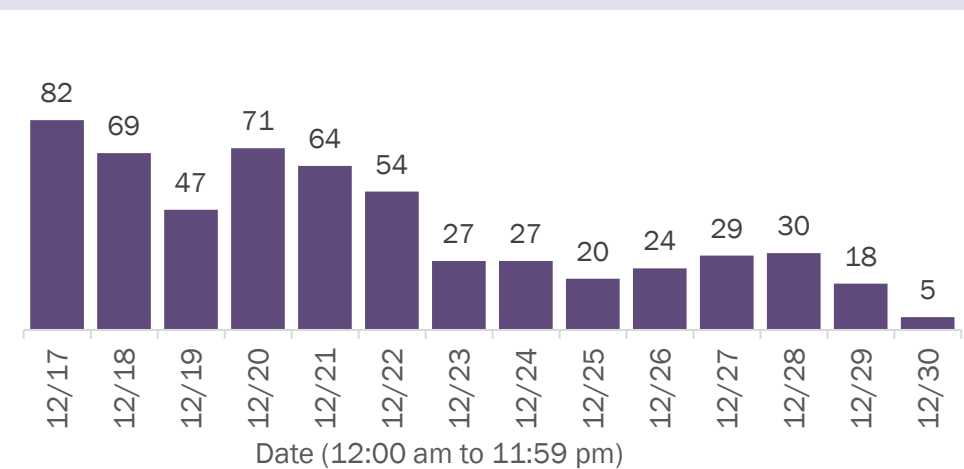
# COVID-19: cases in Florida residents who have died

Data through Dec 30, 2020 verified as of Dec 31, 2020 at 09:25 AM

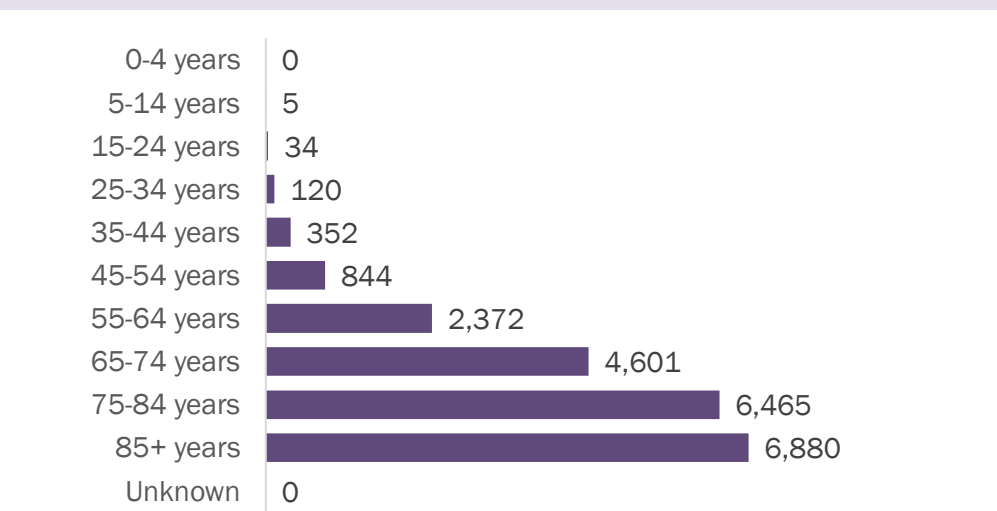
Data in this report are provisional and subject to change.

Demographics for all identified COVID-19 deaths: 21,673

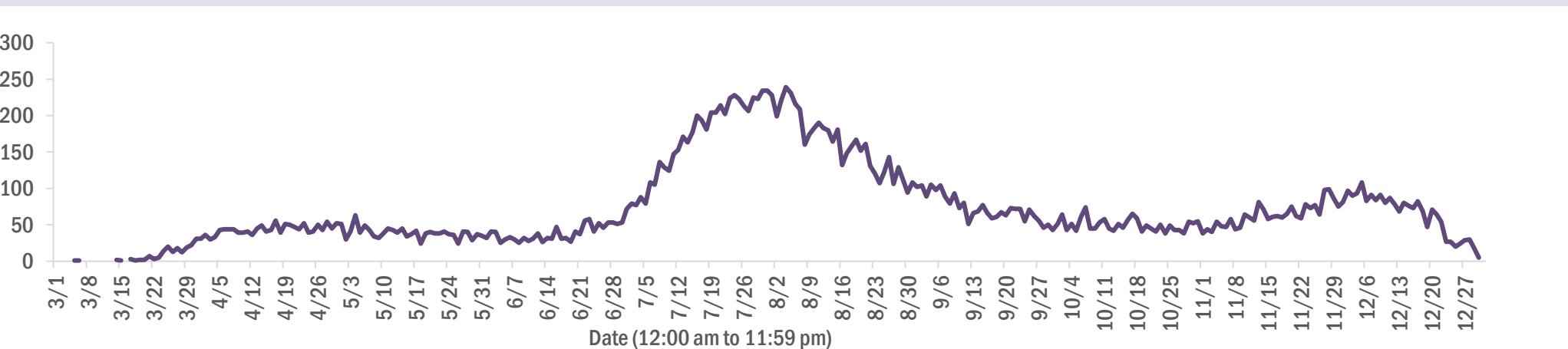
Deaths by date of death for the past 2 weeks



Deaths by age group



Deaths by date of death since March 2020



Age group	Deaths	Cases	Case fatality rate	Mortality rate per 100,000 population
0-4 years	0	23,450	0.0%	0.0
5-14 years	5	68,907	0.0%	0.2
15-24 years	34	203,861	0.0%	1.4
25-34 years	120	233,358	0.1%	4.2
35-44 years	352	203,838	0.2%	13.5
45-54 years	844	200,278	0.4%	30.3
55-64 years	2,372	170,359	1.4%	82.0
65-74 years	4,601	106,200	4.3%	189.6
75-84 years	6,465	59,321	10.9%	460.4
85+ years	6,880	29,819	23.1%	1191.3
Unknown	0	1,137	0.0%	
Total	21,673	1,300,528	1.7%	100.3

Gender	Deaths	Cases	Case fatality rate	Mortality rate per 100,000 population
Female	9,535	674,456	1.4%	86.4
Male	12,138	617,332	2.0%	115.0
Unknown	0	8,740	0.0%	
Total	21,673	1,300,528	1.7%	100.3

Race	Deaths	Cases	Case fatality rate	Mortality rate per 100,000 population
Black	3,744	173,149	2.2%	102.4
White	15,493	694,999	2.2%	92.8
Other	1,737	183,907	0.9%	139.6
Unknown	699	248,473	0.3%	
Total	21,673	1,300,528	1.7%	100.3

Ethnicity	Deaths	Cases	Case fatality rate	Mortality rate per 100,000 population
Hispanic	5,234	408,508	1.3%	92.2
Non-Hispanic	14,930	600,182	2.5%	93.8
Unknown	1,509	291,838	0.5%	
Total	21,673	1,300,528	1.7%	100.3

# COVID-19: characteristics of 1,323,315 cases

Data through Dec 30, 2020 verified as of Dec 31, 2020 at 09:25 AM

Data in this report are provisional and subject to change.

Tables below include cases in Florida residents and non-Florida residents.

All 67 Florida counties have cases:

County	FL resident cases		Non-FL resident cases	Total cases	FL resident deaths	FL death rate
Dade	295,548	<div></div> 23%	3,325	298,873	4,188	1.4%
Broward	136,049	<div></div> 10%	1,561	137,610	1,847	1.4%
Palm Beach	81,707	<div></div> 6%	1,183	82,890	1,895	2.3%
Hillsborough	76,422	<div></div> 6%	696	77,118	1,071	1.4%
Orange	75,725	<div></div> 6%	733	76,458	749	1.0%
Duval	60,382	<div></div> 5%	939	61,321	725	1.2%
Pinellas	43,948	<div></div> 3%	1,027	44,975	1,049	2.4%
Lee	39,538	<div></div> 3%	1,097	40,635	672	1.7%
Polk	37,159	<div></div> 3%	244	37,403	790	2.1%
Osceola	24,931	<div></div> 2%	413	25,344	288	1.2%
Collier	21,929	<div></div> 2%	577	22,506	332	1.5%
Escambia	19,916	<div></div> 2%	2,433	22,349	373	1.9%
Manatee	21,967	<div></div> 2%	365	22,332	433	2.0%
Volusia	21,981	<div></div> 2%	310	22,291	449	2.0%
Pasco	21,728	<div></div> 2%	204	21,932	376	1.7%
Brevard	20,783	<div></div> 2%	251	21,034	523	2.5%
Leon	18,976	<div></div> 1%	598	19,574	175	0.9%
Sarasota	18,025	<div></div> 1%	582	18,607	509	2.8%
Seminole	17,944	<div></div> 1%	139	18,083	314	1.7%
Marion	17,698	<div></div> 1%	101	17,799	463	2.6%
Alachua	15,692	<div></div> 1%	174	15,866	129	0.8%
Lake	15,374	<div></div> 1%	185	15,559	295	1.9%
St. Lucie	14,199	<div></div> 1%	79	14,278	405	2.9%
St. Johns	12,877	<div></div> 1%	195	13,072	113	0.9%
Okaloosa	12,725	<div></div> 1%	132	12,857	231	1.8%
Bay	11,442	<div></div> 1%	465	11,907	209	1.8%
Clay	11,227	<div></div> 1%	34	11,261	186	1.7%
Santa Rosa	11,039	<div></div> 1%	141	11,180	128	1.2%
Martin	7,722	<div></div> 1%	117	7,839	210	2.7%
Charlotte	7,326	<div></div> 1%	84	7,410	231	3.2%
Hernando	7,288	<div></div> 1%	48	7,336	278	3.8%
Indian River	6,809	<div></div> 1%	66	6,875	159	2.3%
Citrus	6,617	<div></div> 1%	46	6,663	266	4.0%
Columbia	5,982	<div></div> 0%	25	6,007	117	2.0%
Sumter	5,051	<div></div> 0%	34	5,085	120	2.4%

County	FL resident cases		Non-FL resident cases	Total cases	FL resident deaths	FL death rate
Highlands	4,926	<div></div> 0%	49	4,975	204	4.1%
Walton	4,417	<div></div> 0%	474	4,891	48	1.1%
Nassau	4,457	<div></div> 0%	318	4,775	66	1.5%
Jackson	4,591	<div></div> 0%	58	4,649	118	2.6%
Monroe	4,053	<div></div> 0%	173	4,226	35	0.9%
Suwannee	3,990	<div></div> 0%	25	4,015	97	2.4%
Putnam	3,979	<div></div> 0%	11	3,990	72	1.8%
Gadsden	3,974	<div></div> 0%	14	3,988	59	1.5%
Flagler	3,685	<div></div> 0%	39	3,724	48	1.3%
Hendry	3,276	<div></div> 0%	15	3,291	49	1.5%
Unknown	232	<div></div> 0%	2,778	3,010	0	0.0%
Desoto	2,884	<div></div> 0%	14	2,898	56	1.9%
Baker	2,459	<div></div> 0%	11	2,470	36	1.5%
Okeechobee	2,409	<div></div> 0%	21	2,430	51	2.1%
Bradford	2,172	<div></div> 0%	8	2,180	23	1.1%
Hardee	2,102	<div></div> 0%	8	2,110	20	1.0%
Wakulla	2,097	<div></div> 0%	9	2,106	25	1.2%
Washington	1,954	<div></div> 0%	17	1,971	30	1.5%
Taylor	1,963	<div></div> 0%	4	1,967	25	1.3%
Levy	1,841	<div></div> 0%	10	1,851	19	1.0%
Holmes	1,654	<div></div> 0%	29	1,683	25	1.5%
Madison	1,521	<div></div> 0%	19	1,540	33	2.2%
Union	1,439	<div></div> 0%	0	1,439	65	4.5%
Lafayette	1,422	<div></div> 0%	0	1,422	22	1.5%
Gulf	1,314	<div></div> 0%	19	1,333	27	2.1%
Hamilton	1,263	<div></div> 0%	14	1,277	15	1.2%
Calhoun	1,231	<div></div> 0%	2	1,233	28	2.3%
Dixie	1,112	<div></div> 0%	3	1,115	11	1.0%
Gilchrist	1,013	<div></div> 0%	1	1,014	23	2.3%
Jefferson	974	<div></div> 0%	20	994	16	1.6%
Franklin	882	<div></div> 0%	18	900	4	0.5%
Glades	767	<div></div> 0%	2	769	11	1.4%
Liberty	749	<div></div> 0%	1	750	14	1.9%
Total	1,300,528		22,787	1,323,315	21,673	1.7%



# COVID-19: characteristics of 1,300,528 Florida resident cases

Data through Dec 30, 2020 verified as of Dec 31, 2020 at 09:25 AM

Data in this report are provisional and subject to change.

The table below includes the cities and counties of residence for cases in Florida residents based on the patient's ZIP Code. Note that city is not always received as part of the initial notification and may be missing while the case is being investigated.

City and county	Cases
Miami, Dade	171,523
Orlando, Orange	56,632
Jacksonville, Duval	56,547
Tampa, Hillsborough	45,265
Hialeah, Dade	41,486
Fort Lauderdale, Broward	30,500
Hollywood, Broward	26,228
West Palm Beach, Palm Beach	19,917
Kissimmee, Osceola	19,171
Tallahassee, Leon	18,079
Naples, Collier	18,069
Homestead, Dade	17,345
Saint Petersburg, Pinellas	16,544
Pensacola, Escambia	16,346
Fort Myers, Lee	15,677
Bradenton, Manatee	14,534
Boca Raton, Palm Beach	14,090
Pompano Beach, Broward	13,984
Ocala, Marion	13,340
Lakeland, Polk	13,192
Gainesville, Alachua	12,769
Sarasota, Sarasota	11,348
Lake Worth, Palm Beach	10,154
Cape Coral, Lee	9,822
Port Saint Lucie, St. Lucie	9,225
Miramar, Broward	8,777
Clearwater, Pinellas	8,597
Miami Beach, Dade	8,268
Boynton Beach, Palm Beach	7,796
Miami Gardens, Dade	7,742
Panama City, Bay	7,305
Coral Springs, Broward	7,248
Doral, Dade	7,039
Saint Augustine, St. Johns	6,915
Melbourne, Brevard	6,389
Lehigh Acres, Lee	6,322
Winter Haven, Polk	6,257
Delray Beach, Palm Beach	6,121
Davie, Broward	5,743
Riverview, Hillsborough	5,545
Lake City, Columbia	5,528
Milton, Santa Rosa	5,515
Vero Beach, Indian River	5,219
Sunrise, Broward	5,187
Coral Gables, Dade	5,129
Fort Pierce, St. Lucie	4,899
New Port Richey, Pasco	4,886
Saint Cloud, Osceola	4,825
Largo, Pinellas	4,781
Daytona Beach, Volusia	4,681
Orange Park, Clay	4,624
Palm Bay, Brevard	4,621
Plantation, Broward	4,490
Apopka, Orange	4,466
Brandon, Hillsborough	4,413
North Miami Beach, Dade	4,349
Spring Hill, Hernando	4,273
Plant City, Hillsborough	4,185
Weston, Broward	4,174

# COVID-19: characteristics of 1,300,528 Florida resident cases

Data through Dec 30, 2020 verified as of Dec 31, 2020 at 09:25 AM

Data in this report are provisional and subject to change.

The table below includes the cities and counties of residence for cases in Florida residents based on the patient's ZIP Code. Note that city is not always received as part of the initial notification and may be missing while the case is being investigated.

City and county	Cases
Clermont, Lake	4,140
Jupiter, Palm Beach	4,001
Deerfield Beach, Broward	3,980
Sanford, Seminole	3,906
Deltona, Volusia	3,743
Miami Lakes, Dade	3,704
Stuart, Martin	3,703
Port Charlotte, Charlotte	3,692
Fort Walton Beach, Okaloosa	3,676
Davenport, Polk	3,674
Winter Garden, Orange	3,524
Tamarac, Broward	3,474
Crestview, Okaloosa	3,318
Wesley Chapel, Pasco	3,188
Opa Locka, Dade	3,186
Land O Lakes, Pasco	3,181
Live Oak, Suwannee	3,166
Palmetto, Manatee	3,161
Coconut Creek, Broward	3,145
Palm Beach Gardens, Palm Beach	3,141
Deland, Volusia	3,103
Palm Coast, Flagler	3,091
Winter Park, Orange	3,024
Margate, Broward	3,021
Palm Harbor, Pinellas	2,959
Oviedo, Seminole	2,920
Immokalee, Collier	2,833
Wellington, Palm Beach	2,828
Arcadia, Desoto	2,810
Cutler Ridge, Dade	2,738
Altamonte Springs, Seminole	2,721
Middleburg, Clay	2,685
Lutz, Hillsborough	2,665
Hallandale, Broward	2,655
Venice, Sarasota	2,654
Punta Gorda, Charlotte	2,642
Sebring, Highlands	2,636
Brooksville, Hernando	2,611
North Port, Sarasota	2,609
Haines City, Polk	2,596
Leesburg, Lake	2,483
Ocoee, Orange	2,479
Pembroke Pines, Broward	2,455
Bonita Springs, Lee	2,447
Valrico, Hillsborough	2,417
Okeechobee, Okeechobee	2,398
Port Orange, Volusia	2,390
Seminole, Pinellas	2,382
Saint Johns, St. Johns	2,310
Zephyrhills, Pasco	2,262
North Lauderdale, Broward	2,236
Key West, Monroe	2,229
North Miami, Dade	2,218
Lake Worth Beach, Palm Beach	2,218
Ruskin, Hillsborough	2,182
Pinellas Park, Pinellas	2,171
Navarre, Santa Rosa	2,160
Ormond Beach, Volusia	2,145
Longwood, Seminole	2,131



# COVID-19: characteristics of 1,300,528 Florida resident cases

Data through Dec 30, 2020 verified as of Dec 31, 2020 at 09:25 AM

Data in this report are provisional and subject to change.

The table below includes the cities and counties of residence for cases in Florida residents based on the patient's ZIP Code. Note that city is not always received as part of the initial notification and may be missing while the case is being investigated.

City and county	Cases
The Villages, Sumter	2,128
Jacksonville Beach, Duval	2,098
Windermere, Orange	2,073
Quincy, Gadsden	2,050
Niceville, Okaloosa	2,041
Gulf Breeze, Santa Rosa	1,962
Cantonment, Escambia	1,938
Crawfordville, Wakulla	1,908
Bartow, Polk	1,891
Dade City, Pasco	1,888
Oakland Park, Broward	1,880
Palatka, Putnam	1,877
Casselberry, Seminole	1,869
Cocoa, Brevard	1,854
Hudson, Pasco	1,851
Perry, Taylor	1,839
Clewiston, Hendry	1,797
Green Cove Springs, Clay	1,796
Marianna, Jackson	1,769
Panama City Beach, Bay	1,759
North Fort Myers, Lee	1,713
Port Richey, Pasco	1,712
Kissimmee, Polk	1,682
Ponte Vedra Beach, St. Johns	1,666
Lake Mary, Seminole	1,649
Auburndale, Polk	1,647
Fernandina Beach, Nassau	1,645
Royal Palm Beach, Palm Beach	1,643
Inverness, Citrus	1,601
Tarpon Springs, Pinellas	1,600
Aventura, Dade	1,595
Lynn Haven, Bay	1,591
Chipley, Washington	1,550
Defuniak Springs, Walton	1,527
Winter Springs, Seminole	1,506
Wimauma, Hillsborough	1,500
New Smyrna Beach, Volusia	1,489
Titusville, Brevard	1,471
Lake Wales, Polk	1,469
Starke, Bradford	1,469
Santa Rosa Beach, Walton	1,462
Belle Glade, Palm Beach	1,442
Estero, Lee	1,435
Merritt Island, Brevard	1,425
Coconut Grove, Dade	1,413
Missing, Dade	1,412
Crossings, Dade	1,412
Cooper City, Broward	1,408
Parkland, Broward	1,408
Fleming Island, Clay	1,402
Mayo, Lafayette	1,402
Labelle, Hendry	1,379
Dunedin, Pinellas	1,358
Carol City, Dade	1,346
Loxahatchee, Palm Beach	1,337
Sarasota, Manatee	1,334
Key Biscayne, Dade	1,323
Destin, Okaloosa	1,317
Holiday, Pasco	1,317

# COVID-19: characteristics of 1,300,528 Florida resident cases

Data through Dec 30, 2020 verified as of Dec 31, 2020 at 09:25 AM

Data in this report are provisional and subject to change.

The table below includes the cities and counties of residence for cases in Florida residents based on the patient's ZIP Code. Note that city is not always received as part of the initial notification and may be missing while the case is being investigated.

City and county	Cases
Parrish, Manatee	1,290
Avon Park, Highlands	1,276
Palm City, Martin	1,270
Eustis, Lake	1,259
Mulberry, Polk	1,238
Wauchula, Hardee	1,223
Seffner, Hillsborough	1,209
Bonifay, Holmes	1,203
Mount Dora, Lake	1,202
Odessa, Hillsborough	1,192
Tavares, Lake	1,169
Riviera Beach, Palm Beach	1,168
Biscayne Park, Dade	1,161
Rockledge, Brevard	1,156
Macclenny, Baker	1,110
Crystal River, Citrus	1,075
Lake Butler, Union	1,075
Indiantown, Martin	1,062
Groveland, Lake	1,058
Orange City, Volusia	1,047
Florida City, Dade	1,047
Madison, Madison	1,046
Graceville, Jackson	1,030
Summerfield, Marion	1,026
Maitland, Orange	1,013
Century, Escambia	1,010
Yulee, Nassau	1,004
Lithia, Hillsborough	973
Pinecrest, Dade	961
Homosassa, Citrus	954
El Portal, Dade	946
Ponte Vedra, St. Johns	943
Dania, Broward	940
Lake Placid, Highlands	931
Gibsonton, Hillsborough	927
Callahan, Nassau	917
Atlantic Beach, Duval	908
Dover, Hillsborough	905
Monticello, Jefferson	896
Hobe Sound, Martin	895
Sebastian, Indian River	878
Everglades National Park, Dade	876
Jasper, Hamilton	867
Lady Lake, Lake	859
Apollo Beach, Hillsborough	856
Pace, Santa Rosa	850
Palmetto Bay, Dade	837
Sanderson, Baker	828
Blountstown, Calhoun	826
Oldsmar, Pinellas	819
Sun City Center, Hillsborough	817
Palm Springs, Palm Beach	816
Alachua, Alachua	803
Lecanto, Citrus	793
Dunnellon, Marion	770
South Miami, Dade	769
Havana, Gadsden	766
Lantana, Palm Beach	764
North Palm Beach, Palm Beach	763

# COVID-19: characteristics of 1,300,528 Florida resident cases

Data through Dec 30, 2020 verified as of Dec 31, 2020 at 09:25 AM

Data in this report are provisional and subject to change.

The table below includes the cities and counties of residence for cases in Florida residents based on the patient's ZIP Code. Note that city is not always received as part of the initial notification and may be missing while the case is being investigated.

City and county	Cases
Debary, Volusia	745
Edgewater, Volusia	744
Wewahitchka, Gulf	734
Coleman, Sumter	732
Newberry, Alachua	722
Moore Haven, Glades	722
Trenton, Gilchrist	718
Belleview, Marion	708
Uleta, Dade	705
Olympia Heights, Dade	704
Wildwood, Sumter	682
Coral, Dade	679
Jensen Beach, Martin	678
Ellenton, Manatee	677
Freeport, Walton	671
Hilliard, Nassau	670
Satellite Beach, Brevard	666
Beverly Hills, Citrus	651
Lauderhill, Broward	649
Frostproof, Polk	646
Keystone Heights, Clay	646
Fisher Island, Dade	644
Fellsmere, Indian River	643
Safety Harbor, Pinellas	641
Williston, Levy	636
Cross City, Dixie	623
Chattahoochee, Gadsden	618
Wilton Manors, Broward	618
Bristol, Liberty	614
Mary Esther, Okaloosa	605
Nokomis, Sarasota	603
South Bay, Palm Beach	601
Hernando, Citrus	594
Shalimar, Okaloosa	592
Pahokee, Palm Beach	588
Polk City, Polk	585
Lauderdale Lakes, Broward	583
Key Largo, Monroe	582
Port Saint Joe, Gulf	562
Medley, Dade	562
Dunnellon, Citrus	560
Bushnell, Sumter	556
Marco Island, Collier	552
Englewood, Charlotte	544
Lawtey, Bradford	534
Crescent City, Putnam	532
Glen Saint Mary, Baker	518
Bowling Green, Hardee	515
Fort Meade, Polk	506
Chiefland, Levy	492
Englewood, Sarasota	482
Miramar Beach, Walton	476
Indialantic, Brevard	467
Southwest Ranches, Broward	464
Neptune Beach, Duval	462
Carrabelle, Franklin	453
Old Town, Dixie	453
Marathon, Monroe	452
Thonotosassa, Hillsborough	451

# COVID-19: characteristics of 1,300,528 Florida resident cases

Data through Dec 30, 2020 verified as of Dec 31, 2020 at 09:25 AM

Data in this report are provisional and subject to change.

The table below includes the cities and counties of residence for cases in Florida residents based on the patient's ZIP Code. Note that city is not always received as part of the initial notification and may be missing while the case is being investigated.

City and county	Cases
Interlachen, Putnam	451
Cocoa Beach, Brevard	445
Spring Hill, Pasco	441
Sweetwater, Dade	438
High Springs, Alachua	432
Lake Alfred, Polk	430
Minneola, Lake	425
Sorrento, Lake	422
Sneads, Jackson	422
Jacksonville, St. Johns	420
Bronson, Levy	413
Fruitland Park, Lake	411
Fort Myers Beach, Lee	410
Fort White, Columbia	405
Trinity, Pasco	404
Belle Isle, Orange	391
Centerville, Leon	377
Baker, Okaloosa	376
Florida State University, Leon	374
West Melbourne, Brevard	369
Clearwater Beach, Pinellas	361
Cottdale, Jackson	357
Mascotte, Lake	355
Gulfport, Pinellas	341
Palm Beach, Palm Beach	340
Umatilla, Lake	335
Raiford, Union	333
Oakland, Orange	331
Zolfo Springs, Hardee	326
Weeki Wachee, Hernando	321
Rotunda West, Charlotte	320
Bunnell, Flagler	312
Midway, Gadsden	310
Citra, Marion	304
Silver Springs, Marion	304
South Daytona, Volusia	304
Jay, Santa Rosa	298
Malone, Jackson	296
Myakka City, Manatee	293
Hawthorne, Alachua	291
Branford, Suwannee	289
Oxford, Sumter	286
Youngstown, Bay	283
Altha, Calhoun	281
Lehigh, Lee	275
Bell, Gilchrist	273
Surfside, Dade	271
Molino, Escambia	271
Haverhill, Palm Beach	270
Tavernier, Monroe	269
Melbourne Beach, Brevard	268
Pierson, Volusia	264
Ocklawaha, Marion	260
Alva, Lee	258
De Leon Springs, Volusia	257
Flagler Beach, Flagler	255
Celebration, Osceola	252
Indian Harbour Beach, Brevard	252
Cape Canaveral, Brevard	251

# COVID-19: characteristics of 1,300,528 Florida resident cases

Data through Dec 30, 2020 verified as of Dec 31, 2020 at 09:25 AM

Data in this report are provisional and subject to change.

The table below includes the cities and counties of residence for cases in Florida residents based on the patient's ZIP Code. Note that city is not always received as part of the initial notification and may be missing while the case is being investigated.

City and county	Cases
Hastings, St. Johns	250
Winter Park, Seminole	248
Grand Ridge, Jackson	243
Jennings, Hamilton	242
East Palatka, Putnam	240
Greenville, Madison	237
Lake Park, Palm Beach	237
Holly Hill, Volusia	235
Archer, Alachua	234
Eagle Lake, Polk	233
Osprey, Sarasota	233
Mims, Brevard	230
Apalachicola, Franklin	229
Ave Maria, Collier	229
Dundee, Polk	229
Orlando, Osceola	229
Missing, Orange	224
O Brien, Suwannee	220
Westville, Holmes	218
Tequesta, Palm Beach	216
Floral City, Citrus	214
Chuluota, Seminole	211
Vernon, Washington	211
Montverde, Lake	210
Greenwood, Jackson	210
Bal Harbour, Dade	207
Melrose, Putnam	205
Webster, Sumter	205
Gotha, Orange	205
Missing, Lee	203
Missing, Volusia	202
Kenneth City, Pinellas	201
West Miami, Dade	196
Orlando, Seminole	192
Satsuma, Putnam	190
Edgewood, Orange	190
Bay Harbor Islands, Dade	190
Valparaiso, Okaloosa	188
Missing, Santa Rosa	187
Eastpoint, Franklin	186
San Antonio, Pasco	186
Ponce De Leon, Holmes	186
South Pasadena, Pinellas	182
Elkton, St. Johns	181
Grand Island, Lake	180
Malabar, Brevard	178
Indian Rocks Beach, Pinellas	178
Laurel Hill, Okaloosa	176
Bryceville, Nassau	174
Gretna, Gadsden	174
Reddick, Marion	170
Eglin Air Force Base, Okaloosa	169
Sebastian, Brevard	165
Lee, Madison	162
Inlet Beach, Walton	161
Belleair, Pinellas	160
Orlando, Dade	157
Alafaya, Orange	157
Wellborn, Suwannee	154

# COVID-19: characteristics of 1,300,528 Florida resident cases

Data through Dec 30, 2020 verified as of Dec 31, 2020 at 09:25 AM

Data in this report are provisional and subject to change.

The table below includes the cities and counties of residence for cases in Florida residents based on the patient's ZIP Code. Note that city is not always received as part of the initial notification and may be missing while the case is being investigated.

City and county	Cases
Southport, Bay	153
White Springs, Hamilton	153
Lake Panasoffkee, Sumter	153
Fort McCoy, Marion	151
Missing, Marion	151
Geneva, Seminole	144
Azalea Park, Orange	142
Apopka, Seminole	141
Morriston, Levy	138
Sanibel, Lee	138
Kindred, Osceola	137
Hallandale Beach, Broward	137
Clair-Mel City, Hillsborough	137
Anthony, Marion	136
Alford, Jackson	136
Mcdavid, Escambia	136
Saint James City, Lee	135
Orlando, Polk	132
University Of Miami, Dade	132
Mcalpin, Suwannee	131
Holmes Beach, Manatee	130
Lakewood Ranch, Manatee	129
Juno Beach, Palm Beach	128
Greenacres, Palm Beach	128
Missing, Brevard	127
Fountain, Bay	127
Hiawassee, Orange	126
Howey-In-The-Hills, Lake	124
Weirsdale, Marion	122
Summerland Key, Monroe	122
Longboat Key, Manatee	121
Hosford, Liberty	121
Zellwood, Orange	121
Bokeelia, Lee	119
Fern Park, Seminole	118
Micanopy, Alachua	117
Center Hill, Sumter	115
Orlando, Broward	115
Lockhart, Orange	115
Astatula, Lake	114
Missing, Palm Beach	113
Missing, St. Johns	113
Caryville, Washington	112
Lauderdale By The Sea, Broward	111
Islamorada, Monroe	111
Matlacha, Lee	111
Babson Park, Polk	110
Poinciana, Polk	109
Madeira Beach, Pinellas	108
Bay Lake, Orange	108
Pomona Park, Putnam	108
Holt, Okaloosa	105
The Villages, Lake	104
Orlando, Volusia	102
Orlando, Hillsborough	101
Viera, Brevard	101
Carrollwood, Hillsborough	98
Missing, Duval	97
South Fort Myers, Lee	97



# COVID-19: characteristics of 1,300,528 Florida resident cases

Data through Dec 30, 2020 verified as of Dec 31, 2020 at 09:25 AM

Data in this report are provisional and subject to change.

The table below includes the cities and counties of residence for cases in Florida residents based on the patient's ZIP Code. Note that city is not always received as part of the initial notification and may be missing while the case is being investigated.

City and county	Cases
Mangonia Park, Palm Beach	96
Odessa, Pasco	95
Atlantis, Palm Beach	95
Lake Helen, Volusia	94
Sopchoppy, Wakulla	92
Steinhatchee, Taylor	92
Altoona, Lake	92
Cloud Lake, Palm Beach	91
Missing, Pinellas	86
University Of Fl, Alachua	86
Big Pine Key, Monroe	86
Grant-Valkaria, Brevard	85
Missing, Broward	85
Oak Hill, Volusia	85
Osteen, Volusia	84
Placida, Charlotte	83
Temple Terrace, Hillsborough	83
Hypoluxo, Palm Beach	82
Lady Lake, Sumter	82
Rocky Point, Hillsborough	81
Cutler Bay, Dade	80
Hollister, Putnam	80
Citrus Springs, Citrus	80
Golden Beach, Dade	80
Missing, Collier	79
Seville, Volusia	79
Sumterville, Sumter	79
Maitland, Seminole	78
Clarksville, Calhoun	77
Panacea, Wakulla	76
F M, Lee	76
Waldo, Alachua	74
Buena Ventura Lakes, Osceola	73
San Mateo, Putnam	72
Kendall, Dade	72
Orlando, Palm Beach	72
Lake Hamilton, Polk	72
Belleair Beach, Pinellas	72
Orlando, Lake	71
Brooker, Bradford	71
Christmas, Orange	71
Avon Park, Polk	71
Baldwin, Duval	71
Missing, Pasco	69
Dinsmore, Duval	69
Hampton, Bradford	69
Lamont, Jefferson	68
Lutz, Pasco	67
Ponce Inlet, Volusia	67
Bascom, Jackson	67
Callaway, Bay	67
Inglis, Levy	66
Harmony, Osceola	66
University Of Central Florida, Orange	64
Paisley, Lake	64
Hurlburt Field, Okaloosa	64
Lighthouse Point, Broward	63
Palma Ceia, Hillsborough	63
Tierra Verde, Pinellas	62

# COVID-19: characteristics of 1,300,528 Florida resident cases

Data through Dec 30, 2020 verified as of Dec 31, 2020 at 09:25 AM

Data in this report are provisional and subject to change.

The table below includes the cities and counties of residence for cases in Florida residents based on the patient's ZIP Code. Note that city is not always received as part of the initial notification and may be missing while the case is being investigated.

City and county	Cases
Air Mail Facility, Dade	62
Florahome, Putnam	62
Missing, Escambia	61
Stock Island, Monroe	61
University Of South Florida, Hillsborough	60
Ochopee, Collier	60
Barefoot Bay, Brevard	59
The Villages, Marion	58
Pinetta, Madison	58
Eatonville, Orange	58
Bradenton Beach, Manatee	58
Astor, Lake	58
Crystal Beach, Pinellas	57
Bonita Beach, Lee	57
Welaka, Putnam	54
Lorida, Highlands	54
Tyndall Air Force Base, Bay	53
Greensboro, Gadsden	53
Ocean Ridge, Palm Beach	52
Missing, Lake	51
Patrick Air Force Base, Brevard	51
Canal Point, Palm Beach	51
Princeton, Dade	50
Saint Pete Beach, Pinellas	49
Fruit Cove, St. Johns	49
Fort Denaud, Hendry	49
Orlando, Brevard	48
Kathleen, Polk	48
Boca Grande, Lee	48
Missing, Citrus	46
Sunny Isles Beach, Dade	46
Campbellton, Jackson	46
Georgetown, Putnam	45
West Park, Broward	45
Barry University, Dade	43
Florida Gulf Coast Univ, Lee	43
North Venice, Sarasota	43
Felda, Hendry	43
Missing, Hillsborough	42
Yalaha, Lake	42
Destin, Walton	41
Cinco Bayou, Okaloosa	41
Orlando, Pinellas	41
North Redington Beach, Pinellas	41
Sewalls Point, Martin	40
Missing, Hernando	39
Palm Beach Shores, Palm Beach	39
Anna Maria, Manatee	39
University Of Tampa, Hillsborough	39
Walnut Hill, Escambia	39
Dania Beach, Broward	39
Cedar Key, Levy	38
Manalapan, Palm Beach	38
Heathrow, Seminole	37
Treasure Island, Pinellas	37
Ona, Hardee	35
Orlando, Leon	35
Micco, Brevard	35
Missing, Clay	35

# COVID-19: characteristics of 1,300,528 Florida resident cases

Data through Dec 30, 2020 verified as of Dec 31, 2020 at 09:25 AM

Data in this report are provisional and subject to change.

The table below includes the cities and counties of residence for cases in Florida residents based on the patient's ZIP Code. Note that city is not always received as part of the initial notification and may be missing while the case is being investigated.

City and county	Cases
Singer Island, Palm Beach	35
Reunion, Osceola	34
Flemington, Marion	34
Northdale, Hillsborough	34
Village Of Wellington, Palm Beach	34
Lake Suzy, Desoto	33
Ebro, Washington	33
Cudjoe Key, Monroe	32
Missing, Seminole	32
Eaton Park, Polk	32
Terra Ceia, Manatee	32
Saint Leo, Pasco	32
Aloma, Orange	32
Salt Springs, Marion	31
Bellview, Escambia	31
Miami Springs, Dade	31
Mexico Beach, Bay	30
Town N Country, Hillsborough	30
Intercession City, Osceola	30
Highland Beach, Palm Beach	30
Naranja, Dade	30
Miromar Lakes, Lee	30
Highland City, Polk	30
Gulf Breeze, Escambia	29
Missing, Nassau	28
Missing, Sumter	28
Kenansville, Osceola	28
Palm Shores, Brevard	28
Okahumpka, Lake	28
Hialeah Gardens, Dade	27
Bonita Springs, Collier	27
Pensacola Beach, Santa Rosa	27
Miami, Unknown	27
City Of Sunrise, Broward	27
Enterprise, Volusia	27
Missing, Manatee	26
Missing, Okaloosa	26
Bagdad, Santa Rosa	26
Jupiter, Martin	26
Florida State, Leon	26
Waverly, Polk	26
Bay Pines, Pinellas	26
South Miami Heights, Dade	25
Winter Garden, Lake	25
Kinard, Calhoun	25
Univ Of FI Student Dorms, Alachua	25
South Palm Beach, Palm Beach	24
Missing, Martin	24
Nocatee, Desoto	24
Orlando, Pasco	24
Missing, Indian River	24
Labelle, Glades	24
Key Colony Beach, Monroe	23
Orlando, Duval	23
Tioga, Alachua	22
Santa Fe, Alachua	22
Lulu, Columbia	22
Florida Dept Of Corrections, Union	22
Penney Farms, Clay	22

# COVID-19: characteristics of 1,300,528 Florida resident cases

Data through Dec 30, 2020 verified as of Dec 31, 2020 at 09:25 AM

Data in this report are provisional and subject to change.

The table below includes the cities and counties of residence for cases in Florida residents based on the patient's ZIP Code. Note that city is not always received as part of the initial notification and may be missing while the case is being investigated.

City and county	Cases
University Of Central Fl, Orange	22
Miami Shores, Dade	22
North Bay Village, Dade	22
Missing, Polk	21
Florida A And M University, Leon	21
Tangerine, Orange	21
Chokoloskee, Collier	21
Bayonet Point, Pasco	21
Pasadena, Pinellas	21
Fort Lauderdale, Dade	20
Caryville, Holmes	20
Duette, Manatee	20
Orlando, Marion	20
La Crosse, Alachua	20
Florence Villa, Polk	19
Hawthorne, Putnam	19
Ponte Vedra, Duval	19
Tice, Lee	19
Sun City, Hillsborough	19
Balm, Hillsborough	19
Babcock Ranch, Lee	18
New Smyrna, Volusia	18
Village Wellington, Palm Beach	18
Homosassa Springs, Citrus	18
Indian Lake Estates, Polk	18
Stetson University, Volusia	18
Poinciana, Osceola	18
University Of Central Florida, Broward	18
Horseshoe Beach, Dixie	18
Homeland, Polk	18
Green Acres, Palm Beach	18
Palmdale, Glades	18
Siesta Key, Sarasota	18
Little Torch Key, Monroe	18
Florida International Univ, Dade	18
Hallandle Beach, Broward	17
Orlando, Alachua	17
Bonifay, Washington	17
Sydney, Hillsborough	17
Sparr, Marion	17
Lacoochee, Pasco	17
Perdido Key, Escambia	17
Apopka, Lake	17
Dowling Park, Suwannee	17
Goulds, Dade	17
Mcintosh, Marion	16
Branford, Lafayette	16
Missing, St. Lucie	16
City Of Westlake, Palm Beach	16
Cortez, Manatee	16
West Panama City Beach, Bay	16
Bradley, Polk	15
Graceville, Holmes	15
Maitland, Volusia	15
Ridge Manor, Pasco	15
Bayshore Gardens, Manatee	15
Orange Lake, Marion	15
Sugarloaf Key, Monroe	15
Venus, Highlands	15

# COVID-19: characteristics of 1,300,528 Florida resident cases

Data through Dec 30, 2020 verified as of Dec 31, 2020 at 09:25 AM

Data in this report are provisional and subject to change.

The table below includes the cities and counties of residence for cases in Florida residents based on the patient's ZIP Code. Note that city is not always received as part of the initial notification and may be missing while the case is being investigated.

City and county	Cases
Village Of Palmetto Bay, Dade	14
Goodland, Collier	14
Orlando, Manatee	14
Ocoee, Lake	14
Missing, Osceola	14
Earleton, Alachua	14
University Of Central Fl, Hillsborough	14
Saint Marks, Wakulla	14
Eloise, Polk	14
Crystal Springs, Pasco	14
Winter Park, Polk	14
Champions Gate, Polk	14
Bostwick, Putnam	14
Paxton, Walton	14
Loughman, Polk	14
Yankeetown, Levy	14
Mango, Hillsborough	14
Candler, Marion	14
Orlando, Flagler	13
Maitland, Polk	13
Alturas, Polk	13
Everglades City, Collier	13
Lealman, Pinellas	13
Long Key, Monroe	13
White Springs, Columbia	13
Orlando, Lee	13
Westchase, Hillsborough	13
Gulf Stream, Palm Beach	13
Miami, Broward	12
Maitland, Osceola	12
Tallevast, Manatee	12
Wabasso, Indian River	12
Bonaventure, Broward	12
Wewahitchka, Calhoun	12
Fort Ogden, Desoto	12
Parker, Bay	12
Pembroke Park, Broward	12
Golden Oak, Orange	12
Zellwood, Lake	12
Jensen Beach, St. Lucie	11
Archer, Levy	11
Hollywood, Dade	11
Buckingham, Lee	11
Woodville, Leon	11
Unknown, Dade	11
Wausau, Washington	11
Plymouth, Orange	11
Hernando Beach, Hernando	11
Saint Johns, Duval	11
Mexico Beach, Gulf	11
Greenville, Taylor	11
Florida International University, Dade	11
Mount Dora, Orange	11
Wahneta, Polk	10
Indian River Shores, Indian River	10
Holder, Citrus	10
Apopka, Volusia	10
Union Park, Orange	10
Passport, Unknown	10

# COVID-19: characteristics of 1,300,528 Florida resident cases

Data through Dec 30, 2020 verified as of Dec 31, 2020 at 09:25 AM

Data in this report are provisional and subject to change.

The table below includes the cities and counties of residence for cases in Florida residents based on the patient's ZIP Code. Note that city is not always received as part of the initial notification and may be missing while the case is being investigated.

City and county	Cases
Rosemary Beach, Walton	10
Pine Castle, Orange	10
Gulf Hammock, Levy	10
Saint George Island, Franklin	10
Telogia, Liberty	10
Lake City, Suwannee	10
Murdock, Charlotte	10
Trilby, Pasco	10
Fort Charlotte, Charlotte	10
Jacksonville, Unknown	10
Pine Hills, Orange	10
Laud-By-The-Sea, Broward	10
Lowell, Marion	10
Lake Como, Putnam	9
Trenton, Levy	9
University Park, Manatee	9
Cottdale, Washington	9
Orlando, Okaloosa	9
Palma Sola, Manatee	9
Long Boat Key, Manatee	9
Westlake, Palm Beach	9
Lamont, Madison	9
Pensacola Beach, Escambia	9
Steinhatchee, Dixie	9
Shady Hills, Pasco	9
Gonzalez, Escambia	9
Lakeshore, Polk	9
Graham, Bradford	9
Perrine, Dade	9
Orlando, Escambia	9
Leisure City, Dade	9
Laurel Hill, Walton	9
Durant, Hillsborough	9
Dade City, Hernando	8
Webster, Hernando	8
Fanning Springs, Gilchrist	8
Nichols, Polk	8
Hillsboro Beach, Broward	8
Orlando, St. Lucie	8
Rubonia, Manatee	8
Maxville, Duval	8
Florida State Univ Admin, Leon	8
Forest City, Seminole	8
Otter Creek, Levy	8
Maitland, Hillsborough	8
Hialeah, Unknown	8
Jerome, Collier	8
Ramrod Key, Monroe	8
Belleair Bluffs, Pinellas	8
Ferndale, Lake	8
Watersound, Walton	8
Choctaw Beach, Okaloosa	7
Brooksville, Pasco	7
Lake Monroe, Seminole	7
Orlando, Sarasota	7
Saint Lucie West, St. Lucie	7
Redington Beach, Pinellas	7
Redington Shores, Pinellas	7
Missing, Walton	7



# COVID-19: characteristics of 1,300,528 Florida resident cases

Data through Dec 30, 2020 verified as of Dec 31, 2020 at 09:25 AM

Data in this report are provisional and subject to change.

The table below includes the cities and counties of residence for cases in Florida residents based on the patient's ZIP Code. Note that city is not always received as part of the initial notification and may be missing while the case is being investigated.

City and county	Cases
Maitland, Lake	7
Missing, Columbia	7
Nalcrest, Polk	7
Ozona, Pinellas	7
Suwannee, Dixie	7
Mount Plymouth, Lake	7
Missing, Putnam	7
Missing, Unknown	7
Evinston, Alachua	7
West Delray Beach, Palm Beach	7
University Of Central Fl, Martin	7
Missing, Bay	7
Mayport Naval Station, Duval	6
Lake Butler, Bradford	6
Basinger, Okeechobee	6
Roseland, Indian River	6
Port Saint John, Brevard	6
N/A, Unknown	6
Salem, Taylor	6
Orlando, St. Johns	6
Orlando, Hernando	6
Virginia Gardens, Dade	6
Orchid, Indian River	6
Hutchinson Island, St. Lucie	6
High Springs, Gilchrist	6
Missing, Holmes	6
Morriston, Marion	6
Indian Creek Village, Dade	6
Forest City, Orange	6
Sea Ranch Lakes, Broward	6
Ponce De Leon, Walton	6
Winderemere, Orange	6
Innovation, Pasco	6
Daytona Beach Shores, Volusia	6
Citrus Ridge, Indian River	6
Palm City, St. Lucie	6
Ocoee, Osceola	6
Switzerland, St. Johns	6
Pine Ridge, Citrus	6
Johns Pass Village, Pinellas	6
Kissimmee, Orange	5
Beverly Beach, Flagler	5
Aripeka, Pasco	5
Orlando, Charlotte	5
Winter Garden, Seminole	5
White City, Gulf	5
Niceville, Walton	5
River Ranch, Polk	5
Putnam Hall, Putnam	5
Quail Heights, Dade	5
Pass, Unknown	5
Stuart, St. Lucie	5
Winter Park, Broward	5
Deer Island, Lake	5
East Lake, Marion	5
Ebro, Bay	5
Westchester, Dade	5
Apopka, Broward	5
Missing, Highlands	5

# COVID-19: characteristics of 1,300,528 Florida resident cases

Data through Dec 30, 2020 verified as of Dec 31, 2020 at 09:25 AM

Data in this report are provisional and subject to change.

The table below includes the cities and counties of residence for cases in Florida residents based on the patient's ZIP Code. Note that city is not always received as part of the initial notification and may be missing while the case is being investigated.

City and county	Cases
Missing, Sarasota	5
Missing, Taylor	5
Lakewood Ranch, Sarasota	5
Kingsley Lake, Bradford	5
Longboat Key, Sarasota	5
Duck Key, Monroe	5
PSI, Unknown	5
Lloyd, Jefferson	5
Los Angeles, Dade	5
Cypress, Jackson	5
Ybor City, Hillsborough	5
Windermere, Alachua	5
Orlando, Collier	5
Orange Springs, Marion	5
Braden River, Manatee	5
Winter Garden, Osceola	5
Citrus Hills, Citrus	5
Eatonville, Polk	5
Grant Valkaria, Brevard	5
Missing, Monroe	5
Missing, Alachua	4
Missing, Flagler	4
Briny Breezes, Palm Beach	4
Williston, Marion	4
Saint Augustine, Duval	4
Alafaya, Broward	4
Elfers, Pasco	4
Fernandina, Nassau	4
International Service Center, Dade	4
Orlando, Citrus	4
Oneco, Manatee	4
Seacrest, Walton	4
Wakulla Springs, Wakulla	4
Pensacola, Unknown	4
Copeland, Collier	4
Miccosukee, Leon	4
Keystone Heights, Bradford	4
Clewiston, Palm Beach	4
Fort Lauderdale, Palm Beach	4
Miami Gardens, Unknown	4
Missing, Calhoun	4
Naples, Lee	4
Newberry, Gilchrist	4
Okeechobee, Osceola	4
Orlando, Highlands	4
Missing, Hendry	4
Davenport, Osceola	4
Glen Ridge, Palm Beach	4
Goldenrod, Seminole	4
Orlando, Bay	4
Barberville, Volusia	4
Grove City, Charlotte	4
Windermere, Leon	4
West Bradenton, Manatee	4
University Of Central Florida, Brevard	4
Valkaria, Brevard	4
Saint Augustine Beach, St. Johns	4
Orlando, Columbia	4
Loxahatchee Groves, Palm Beach	4

# COVID-19: characteristics of 1,300,528 Florida resident cases

Data through Dec 30, 2020 verified as of Dec 31, 2020 at 09:25 AM

Data in this report are provisional and subject to change.

The table below includes the cities and counties of residence for cases in Florida residents based on the patient's ZIP Code. Note that city is not always received as part of the initial notification and may be missing while the case is being investigated.

City and county	Cases
Indian Shores, Pinellas	4
Live Oak, Madison	4
Captiva, Lee	4
Cross Creek, Alachua	4
Fairfield, Marion	4
Eau Gallie, Brevard	4
Worthington Springs, Union	4
Shady Grove, Taylor	4
Orlando, Santa Rosa	4
Lake Buena Vista, Orange	4
Holt, Santa Rosa	4
Inlet Beach, Bay	4
Grandin, Putnam	4
Maitland, Leon	4
Mayport, Duval	4
Missing, Leon	4
Milton, Escambia	4
Jacksonville, Clay	3
Apopka, Dade	3
Bonifay, Jackson	3
Orlando, Union	3
Winter Park, Alachua	3
Winter Park, Leon	3
Winter Park, Osceola	3
Sunny Hills, Washington	3
Tampa, Pinellas	3
Hallandale Beach, Unknown	3
Deerfield Beach, Palm Beach	3
Blountstown, Liberty	3
Lake Geneva, Clay	3
Lynbrook, Broward	3
Miami Gardens, Broward	3
Orlando, Indian River	3
Orlando, Martin	3
Saint Augusaintine Beach, St. Johns	3
Upper Key Largo, Monroe	3
Village Of Golf, Palm Beach	3
Windermere, Seminole	3
Maitland, Pasco	3
Melrose, Bradford	3
Margate, Unknown	3
Alys Beach, Bay	3
Eglin, Okaloosa	3
Port Salerno, Martin	3
Winter Garden, Polk	3
Labelle, Lee	3
Apopka, Osceola	3
Brewton, Escambia	3
Ocoee, Broward	3
Pp, Unknown	3
Wildlight, Nassau	3
University Of Central Florida, Palm Beach	3
University Of Central Florida, Pinellas	3
Winter Park, Lake	3
Orlando, Jackson	3
North Fort Myers, Charlotte	3
Kissimmee, Unknown	3
Jacksonville Naval Air Station, Duval	3
Conch Key, Monroe	3

# COVID-19: characteristics of 1,300,528 Florida resident cases

Data through Dec 30, 2020 verified as of Dec 31, 2020 at 09:25 AM

Data in this report are provisional and subject to change.

The table below includes the cities and counties of residence for cases in Florida residents based on the patient's ZIP Code. Note that city is not always received as part of the initial notification and may be missing while the case is being investigated.

City and county	Cases
Chicago, Lee	3
Bristol, Calhoun	3
Branford, Gilchrist	3
Bayou George, Bay	3
Babcock Ranch, Charlotte	3
Sorrento, Orange	3
San Carlos Park, Lee	3
Umatilla, Marion	3
Lamont, Taylor	3
Clarcona, Orange	3
Glenwood, Volusia	3
Ft Pierce, St. Lucie	3
Orlando, Nassau	3
Sugarloaf, Monroe	3
Winter Garden, Leon	3
Westville, Walton	3
Vernon, Bay	3
Windermere, Palm Beach	3
Winter Park, Brevard	3
Samoset, Manatee	3
San Fernando, Unknown	3
Pompano Beach, Palm Beach	3
Mayport Naval Housing, Duval	3
Indian Rock Beach, Pinellas	3
Inglis, Citrus	3
Hollywood, Unknown	3
Monticello, Madison	3
Fernandina Beach, Duval	3
Bowling Green, Polk	3
Fpo, Duval	3
Cypress Gardens, Polk	3
Day, Lafayette	3
Orange Park, Duval	3
Seacrest, Bay	3
Point Washington, Walton	3
University Of Central FI, Seminole	3
Vero Beach, St. Lucie	3
Bella Collina, Lake	3
Apopka, Hillsborough	3
El Jobean, Charlotte	3
East Rockland Key, Monroe	3
Ocean Reef Club, Monroe	3
Nobleton, Hernando	3
Missing, Washington	3
Mims, Volusia	3
Jonesville, Alachua	3
Julington Creek, St. Johns	3
Jupiter Island, Martin	2
Labelle, Collier	2
Lauderhill, Unknown	2
Longwood, Unknown	2
Long Beach, Orange	2
Maitland, Palm Beach	2
Miramar, Unknown	2
Miami, Martin	2
North Port, Charlotte	2
New Port Richey, Hillsborough	2
At Large, Broward	2
Alford, Washington	2

# COVID-19: characteristics of 1,300,528 Florida resident cases

Data through Dec 30, 2020 verified as of Dec 31, 2020 at 09:25 AM

Data in this report are provisional and subject to change.

The table below includes the cities and counties of residence for cases in Florida residents based on the patient's ZIP Code. Note that city is not always received as part of the initial notification and may be missing while the case is being investigated.

City and county	Cases
Altamonte Springs, Orange	2
Alys Beach, Walton	2
Apopka, Duval	2
Venice, Dade	2
University Of Central Fl, Broward	2
Winter Park, Collier	2
Winter Park, Duval	2
Winter Park, Hillsborough	2
Sand Lake, Orange	2
Windermere, Hillsborough	2
Winter Park, Volusia	2
Dade City, Unknown	2
Crescent Beach, Sarasota	2
Crestview, Walton	2
Cross Key, Monroe	2
Green Cove Springs, Duval	2
Claysville, Hernando	2
Cibolo, Orange	2
Cape San Blas, Gulf	2
Missing, Suwannee	2
Marysville, Dade	2
Land O Lakes, Unknown	2
Oakland Park, Unknown	2
Port Canaveral, Brevard	2
Seguin, Unknown	2
Sunrise, Unknown	2
Tampa, Broward	2
Saint Marys, Nassau	2
Windermere, Lake	2
Winter Park, Highlands	2
Wacissa, Jefferson	2
Ocoee, Leon	2
Haines Creek, Lake	2
Fort Lauderdale, Alachua	2
Cross City, Taylor	2
Carl Fisher, Dade	2
Land O Lakes, Hillsborough	2
Milligan, Okaloosa	2
Missing, Okeechobee	2
Lakeland, Unknown	2
University Of Central Florida, Lee	2
Tampa, Hernando	2
Vero Beach, Unknown	2
Wauchula, Desoto	2
Winter Park, Dade	2
Yeehaw, Okeechobee	2
Sebring, Desoto	2
Summerfield, Unknown	2
Pompano Beach, Unknown	2
Panama City, Unknown	2
000000, Unknown	2
Boynton Beach, Broward	2
Cape Haze, Charlotte	2
Jacksonville Naval Hospital, Duval	2
Jacksonville, Alachua	2
Jacksonville, Nassau	2
Longview, Dade	2
Miramar, Dade	2
Melrose, Clay	2

# COVID-19: characteristics of 1,300,528 Florida resident cases

Data through Dec 30, 2020 verified as of Dec 31, 2020 at 09:25 AM

Data in this report are provisional and subject to change.

The table below includes the cities and counties of residence for cases in Florida residents based on the patient's ZIP Code. Note that city is not always received as part of the initial notification and may be missing while the case is being investigated.

City and county	Cases
Mesa, Unknown	2
Ormond Beach, Flagler	2
Okeechobee, Lake	2
Woodside, Broward	2
Windermere, Polk	2
Winter Garden, Brevard	2
University Of Central Fl, Dade	2
University Of Central Fl, Osceola	2
Provo, Broward	2
Scottsmoor, Brevard	2
Portland, Unknown	2
Pp, Dade	2
Moore Haven, Hendry	2
Naples, Broward	2
Orlando, Holmes	2
Orlando, Sumter	2
Lanark Village, Franklin	2
Lake Harbor, Palm Beach	2
Cassadaga, Volusia	2
Fort Walton Beach, Walton	2
Dunnellon, Levy	2
Winter Garden, Hillsborough	2
Pass, Dade	2
Ocean Breeze, Martin	2
Tangerine, Lake	2
Florida Power & Light Co, Dade	2
Gibsonia, Polk	2
Amelia City, Nassau	2
Alligator Point, Wakulla	2
Los Angeles, Broward	2
Madison, Unknown	2
Lockhart, Seminole	2
Hialeah, Broward	2
Highland Park, Polk	2
Jacksonville, Dade	2
Winter Garden, Broward	2
Winter Garden, Dade	2
Windermere, Osceola	2
Winter Park, St. Johns	2
Saint Petersburg, Hillsborough	2
Seven Springs, Pasco	2
Orlando, Unknown	2
Port Saint Lucie, Martin	2
Port Charlotte, Unknown	2
Punta Gorda, Lee	2
Miami, Palm Beach	2
None, Dade	2
Lawtey, Union	2
Lakeland, Hillsborough	2
Los Angeles, Okaloosa	2
Lutz, Pinellas	2
Alligator Point, Franklin	2
Coconut Creek, Unknown	2
Crawfordville, Leon	2
Immokalee, Lee	2
Eatonville, Lake	2
Fort Lauderdale, Unknown	2
Fort Myers, Unknown	2
West Palm Beach, Dade	2



# COVID-19: characteristics of 1,300,528 Florida resident cases

Data through Dec 30, 2020 verified as of Dec 31, 2020 at 09:25 AM

Data in this report are provisional and subject to change.

The table below includes the cities and counties of residence for cases in Florida residents based on the patient's ZIP Code. Note that city is not always received as part of the initial notification and may be missing while the case is being investigated.

City and county	Cases
Tarpon Springs, Pasco	2
Oklawaha, Marion	2
Olustee, Baker	2
Ocoee, Duval	2
Apopka, Flagler	2
Apopka, Marion	2
Apopka, Sarasota	2
Clermont, Polk	2
Doctors Inlet, Clay	2
Deland, Lake	2
Greenville, Jefferson	2
Fort Pierce, Martin	2
Laurel, Sarasota	2
Lecanto, Marion	2
Ludlam, Dade	2
Magnolia Square, Osceola	1
Maitland, Alachua	1
Lemoyne, Manatee	1
Lawrence Township, Palm Beach	1
Melrose, Alachua	1
Miamf, Dade	1
Miami G, Dade	1
Miami, Collier	1
Marianna, Calhoun	1
Oakland, Lake	1
Oakland, Leon	1
New Richmond, Volusia	1
Gotha, Leon	1
Gilmer, Dade	1
Haverford, Hillsborough	1
Lake Placid, Alachua	1
Las Vegas, Orange	1
Kingsland, Duval	1
Kissimmee, Brevard	1
Deland, Polk	1
Dallas, Lee	1
De Leon Springs, Putnam	1
Estero, Collier	1
Fanning Springs, Levy	1
Columbus, Brevard	1
Cookeville, Seminole	1
Crestview, Holmes	1
Cumberland, Palm Beach	1
Dade City, Hillsborough	1
Charlotte, Pasco	1
Clear Brook, Lee	1
Clermont, Orange	1
Apopka, St. Lucie	1
Belle Isle, Polk	1
Apopka, Manatee	1
99, Unknown	1
Alanson, Bay	1
Aollywoss, Dade	1
Boca Raton, Unknown	1
Bohealia, Lee	1
Blowing Rock, Polk	1
Carol Stream, Orange	1
Bryant, Alachua	1
Ocoee, Lee	1

# COVID-19: characteristics of 1,300,528 Florida resident cases

Data through Dec 30, 2020 verified as of Dec 31, 2020 at 09:25 AM

Data in this report are provisional and subject to change.

The table below includes the cities and counties of residence for cases in Florida residents based on the patient's ZIP Code. Note that city is not always received as part of the initial notification and may be missing while the case is being investigated.

City and county	Cases
Ocoee, Volusia	1
Okeechobee, St. Lucie	1
Opalocka, Dade	1
Orlando, Hendry	1
Orlando, Levy	1
Palm Springs North, Dade	1
Palm Coast, Duval	1
Soldotna, Broward	1
Saint Cloud, Lee	1
Saint Johns, Orange	1
San Antonio, Sarasota	1
San Antonio, Unknown	1
Sanford, Volusia	1
Pineland, Lee	1
Perry, Leon	1
Provincetown, Collier	1
Virginia Beach, Hernando	1
University Of Central Florida, Monroe	1
Toms River, Dade	1
Wesley Chapel, Alachua	1
Wood River, Polk	1
Tampa Palms, Hillsborough	1
Tangerine, Seminole	1
Tewksbury, Orange	1
Steinhatchee, Madison	1
South Burlington, Orange	1
Weston, Dade	1
Wheaton, Lee	1
Fort Pierce, Unknown	1
Gotha, Palm Beach	1
Eatonville, Osceola	1
Edgewood, Osceola	1
Homeless, Polk	1
Homosassa, Hernando	1
Harrison, Pinellas	1
Granada Hills, Broward	1
Hailandale, Unknown	1
Hialeah, Bay	1
Cypress, Leon	1
Deland, St. Lucie	1
Deltona, Orange	1
Clermont, Osceola	1
Clewiston, Glades	1
Cartersville, Unknown	1
Anaheim, Unknown	1
Alafaya, Palm Beach	1
Athens, Duval	1
Bogota, Orange	1
Bradington, Manatee	1
Bronx, Palm Beach	1
Blountstown, Jackson	1
Belle Isle, Dade	1
Maitland, Dade	1
Marshall, Dade	1
Louisville, Manatee	1
Los Angeles Ca, Unknown	1
Littleton, Dade	1
Lewisburg, Pasco	1
Jerusalem, St. Johns	1

# COVID-19: characteristics of 1,300,528 Florida resident cases

Data through Dec 30, 2020 verified as of Dec 31, 2020 at 09:25 AM

Data in this report are provisional and subject to change.

The table below includes the cities and counties of residence for cases in Florida residents based on the patient's ZIP Code. Note that city is not always received as part of the initial notification and may be missing while the case is being investigated.

City and county	Cases
La Grange, Dade	1
Lake City, Hamilton	1
Okeechobee, Glades	1
Oooooo, Unknown	1
Mount Pleasant, Gadsden	1
Navarre, Okaloosa	1
New Orleans, Palm Beach	1
Newark, Broward	1
Newburgh, Bay	1
Middlesburg, Duval	1
Miami Lakes, Unknown	1
Miami, Hillsborough	1
Miami, Orange	1
Missing, Hardee	1
Missing, Jackson	1
Rye, Duval	1
Rex, Duval	1
Port Everglades, Broward	1
Peoria, Unknown	1
Orlando, Washington	1
Pacifica, Dade	1
Palm Coast, Polk	1
Palm Coast, Volusia	1
Parker, Dade	1
North Pole, Seminole	1
North Port, Lee	1
Seybold, Dade	1
Spring Hill , Hernando	1
Starke, Clay	1
Stone Mountain, Palm Beach	1
Saint Petersburg, St. Lucie	1
Saxis, Lee	1
Sebring, Lee	1
Saint Johns, Unknown	1
University Of Central FI, Clay	1
Vernon, Unknown	1
Sun City Center, Hardee	1
Tallahassee, Duval	1
Tampa, Palm Beach	1
Tulsa, Orange	1
Winter Garden, Pinellas	1
Zolfo Springs, Polk	1
Windermere, Pasco	1
Winter Park, Calhoun	1
Winter Park, Indian River	1
Winter Park, Lee	1
Washington, Unknown	1
Wekiva Springs, Seminole	1
West Villages, Sarasota	1
Wichita, Volusia	1
Winder Garden, Orange	1
Windermere, Broward	1
Jeffersonville, Broward	1
Lake Worth, Broward	1
Knoxville, Escambia	1
Lake Mary, Lake	1
Hickory, Lee	1
Homeless, Dade	1
Hallandate Ben, Unknown	1

# COVID-19: characteristics of 1,300,528 Florida resident cases

Data through Dec 30, 2020 verified as of Dec 31, 2020 at 09:25 AM

Data in this report are provisional and subject to change.

The table below includes the cities and counties of residence for cases in Florida residents based on the patient's ZIP Code. Note that city is not always received as part of the initial notification and may be missing while the case is being investigated.

City and county	Cases
Loganville, Orange	1
Longwood, Orange	1
Lauderdale Hill, Unknown	1
Lima, Orange	1
Live Oak, Columbia	1
Marietta, Sarasota	1
Miamii, Dade	1
Miamt, Dade	1
Mid Florida, Seminole	1
Middleburg, Duval	1
N/A, Duval	1
Naples, Alachua	1
Alva, Collier	1
333, Unknown	1
Alafaya, Volusia	1
Allentown, Putnam	1
Amelia Village, Nassau	1
Apple Creek, Citrus	1
Bear Grass, Palm Beach	1
Azalea Park, Osceola	1
Chipley, Holmes	1
Chipley, Jackson	1
Colorado Springs, Unknown	1
Conifer, Lee	1
Coco River, Collier	1
Bryn Mawr, Palm Beach	1
Camden Wyoming, Duval	1
Chattanooga, Dade	1
Fort Denaud, Glades	1
Fortlauderdale, Unknown	1
Ft Pierce, Unknown	1
Garland, Orange	1
FI State Lot, Leon	1
El Paso, Unknown	1
Everett, Dade	1
Eatonville, Seminole	1
Destin, Unknown	1
Deerfiled Beach, Broward	1
Westerville, Hillsborough	1
Vero Beach, Brevard	1
Village Of Palm Springs, Palm Beach	1
Webster, Pasco	1
Union City, Bradford	1
University Of Central Florida, Hillsborough	1
University Of Central FI, Pasco	1
Port Saint Lucie, Indian River	1
Russellville, Hillsborough	1
Saint Augustine, Okaloosa	1
Saint Teresa, Wakulla	1
San Diego, Unknown	1
Steinhatchee, Alachua	1
Tampa, Manatee	1
Old Town, Gilchrist	1
Palm City, Unknown	1
Oviedo, Leon	1
Ocoee, Hillsborough	1
Ocala, Unknown	1
Opa Locka, Polk	1
Orem, Sarasota	1

# COVID-19: characteristics of 1,300,528 Florida resident cases

Data through Dec 30, 2020 verified as of Dec 31, 2020 at 09:25 AM

Data in this report are provisional and subject to change.

The table below includes the cities and counties of residence for cases in Florida residents based on the patient's ZIP Code. Note that city is not always received as part of the initial notification and may be missing while the case is being investigated.

City and county	Cases
Orem, Unknown	1
Pompano Beach, Alachua	1
Pine Hills, Broward	1
Porter Ranch, Dade	1
Raiford, Bradford	1
Republic, Monroe	1
Riverview, Manatee	1
Woodland Hills, Brevard	1
Windermere, Dade	1
Winston Salem, Unknown	1
Wilbur By The Sea, Volusia	1
Willowbrook, Lee	1
Duke Field Air Force Station, Okaloosa	1
Flora, Lee	1
Fdsf, Unknown	1
Fruitland Park, Sumter	1
Fwb, Unknown	1
Gastonia, Polk	1
Green, Clay	1
Greensburg, Orange	1
Gulf Shores, Escambia	1
Knoxville, Duval	1
Havanna, Gadsden	1
Hialeah Lakes, Dade	1
Hilliard, Dade	1
Hollywood, Leon	1
Holt, Unknown	1
Humble, Broward	1
Bryn Mawr, Collier	1
Apalachicola, Leon	1
Apopka, Palm Beach	1
Aspen, Palm Beach	1
Atlanta, Broward	1
Azalea Park, Sarasota	1
Bartow, Unknown	1
Boca Rotan, Unknown	1
Deltona , Volusia	1
Clermont, Unknown	1
Columbia, Orange	1
Coral Springs, Unknown	1
Cornelius, Leon	1
Crestview, Dade	1
Dade City, Polk	1
Dania, Unknown	1
Darien, Pasco	1
Lakewood, Unknown	1
Los Angeles, Polk	1
Maitland, Unknown	1
Missing, Charlotte	1
Middleburg, Unknown	1
Minneapolis, Broward	1
Melbourne, Orange	1
Miami Beach, Palm Beach	1
Miami Granders, Dade	1
Opa Locka, Unknown	1
Pensacola, Santa Rosa	1
Plant City, Pinellas	1
Plantation, Unknown	1
Naugatuck, Lee	1

# COVID-19: characteristics of 1,300,528 Florida resident cases

Data through Dec 30, 2020 verified as of Dec 31, 2020 at 09:25 AM

Data in this report are provisional and subject to change.

The table below includes the cities and counties of residence for cases in Florida residents based on the patient's ZIP Code. Note that city is not always received as part of the initial notification and may be missing while the case is being investigated.

City and county	Cases
Myakka, Duval	1
Ocoee, Polk	1
Oakland, Broward	1
Oakland, Manatee	1
New Vernon, Sarasota	1
New York, Broward	1
Port Charlotte Fl, Unknown	1
Ponce, Orange	1
Saint Petersburg, Dade	1
San Juan, Osceola	1
San Pedro Sula, Dade	1
Richmond Heights, Dade	1
Rochester, Lee	1
Rosemary Beach, Bay	1
South Otselic, Dade	1
Sumatra, Liberty	1
Sumter Ville, Unknown	1
Telluride, Lee	1
University Of Central Fl, St. Johns	1
University Of Central Florida, Dade	1
Tinley Park, Lee	1
Springhill, Unknown	1
Wimauma, Manatee	1
Windermere, Lee	1
Winter Garden, Sumter	1
Wayne, Dade	1
West Simsbury, Collier	1
Monroe, Hillsborough	1
Oldsrav, Manatee	1
Paducah, Manatee	1
Middletown, Osceola	1
North Laud, Unknown	1
Ocoee, Unknown	1
Longwood, Broward	1
Lucedale, St. Lucie	1
Macclenny, Duval	1
Mantua, Broward	1
Mayaguez, Dade	1
Interlachen, Duval	1
Hoosick Falls, Broward	1
Hosford, Calhoun	1
Greenbrier, Bay	1
Hialeahgardens, Dade	1
Bronson, Alachua	1
Brooker, Alachua	1
Bonita, Lee	1
Brandon, Pinellas	1
Alva, Escambia	1
Arcadia, Highlands	1
Baker, Santa Rosa	1
Armstrong, St. Johns	1
Atl, Brevard	1
Belmont, Santa Rosa	1
Blountstown, Broward	1
Belle Isle, Duval	1
Cincinnati, Dade	1
Champions Gate, Osceola	1
Dfafs, Okaloosa	1
Davie, Unknown	1



# COVID-19: characteristics of 1,300,528 Florida resident cases

Data through Dec 30, 2020 verified as of Dec 31, 2020 at 09:25 AM

Data in this report are provisional and subject to change.

The table below includes the cities and counties of residence for cases in Florida residents based on the patient's ZIP Code. Note that city is not always received as part of the initial notification and may be missing while the case is being investigated.

City and county	Cases
Dayton, Orange	1
Gibsonton, Unknown	1
Gainesville, Okaloosa	1
Edgewood, Broward	1
Floral, Okaloosa	1
Pembroke Pines, Dade	1
Pensacola, Sumter	1
Perth Amboy, Hillsborough	1
Puerto Rico, Unknown	1
Randolph, Orange	1
Refused, Unknown	1
Powell, Lee	1
Sharpes, Brevard	1
Saint Petersburg, Charlotte	1
Saint Lucie Village, St. Lucie	1
Wtixrat, Dade	1
Windermere, Volusia	1
Westlake Village, Unknown	1
Watersound, Bay	1
Sunrtise, Dade	1
Tallahassee, Madison	1
Trenton, Dixie	1
Uknown, Unknown	1
Toms River, Lee	1
Tourist, Dade	1
Unk, Duval	1
Ventura, Orange	1
Lake Butler, Alachua	1
Kingsland, Nassau	1
Knoxville, Bay	1
Indian Rocks Beach, Duval	1
Key West, Duval	1
Keys West, Unknown	1
Hoclywsod, Dade	1
Hiawassee, Osceola	1
Homeless, Hillsborough	1
Homeless, Monroe	1
Homeless, Pinellas	1
Inwood, Broward	1
Irvine, Marion	1
Jefferson, Dade	1
Jonesboro, Leon	1
Jupiter, Dade	1
Jupiter, St. Lucie	1
Kenilworth, Leon	1
Monroe Township, Palm Beach	1
Moore Haven, Okeechobee	1
Morrisville, Unknown	1
Milford, Lee	1
Missing, Levy	1
North Palm Beach, Orange	1
Northport, Sarasota	1
Oakland, Lee	1
Las Vegas, Palm Beach	1
Ldhl, Broward	1
Little Neck, Lee	1
Micanopy, Marion	1
Mckinney, Broward	1
Miamc, Dade	1

# COVID-19: characteristics of 1,300,528 Florida resident cases

Data through Dec 30, 2020 verified as of Dec 31, 2020 at 09:25 AM

Data in this report are provisional and subject to change.

The table below includes the cities and counties of residence for cases in Florida residents based on the patient's ZIP Code. Note that city is not always received as part of the initial notification and may be missing while the case is being investigated.

City and county	Cases
Carmel, Orange	1
Caracas, Dade	1
Boston, Broward	1
Brooklyn, Broward	1
Brooklyn, Dade	1
Brooklyn, Lee	1
Dallas, Hernando	1
Coconut Ck, Unknown	1
Chicago, Unknown	1
Apopka, Brevard	1
Apopka, Clay	1
Apopka, Polk	1
Asheville, Highlands	1
Astoria, Broward	1
Bartow, Hardee	1
Boca Raton, Broward	1
Belle Isle, Osceola	1
Bel Air, Collier	1
Alachua, Duval	1
Alpharetta, Broward	1
Fort Lauderdale, Leon	1
Fort White, Clay	1
Deer Park, Dade	1
Deerfield Beach, Unknown	1
Deland, Seminole	1
Doral, Unknown	1
Downingtown, Hillsborough	1
Dpo, Santa Rosa	1
Hallandale, Unknown	1
Gurabo, Osceola	1
Hernando, Marion	1
Hialeah, Collier	1
Garden City, Alachua	1
Gaylord, Orange	1
Gotcha, Orange	1
Greensburg, Palm Beach	1
Far Rockaway, Dade	1
Fisher Island, Unknown	1
New Middletown, Hillsborough	1
Orlando, Putnam	1
Palmetto Bay, Palm Beach	1
Orlo Vista, Orange	1
Other, Dade	1
Piasa, Putnam	1
Palmetto, Pasco	1
Pass-A-Grille Beach, Pinellas	1
Pembroke Lakes, Broward	1
Port Saint Lucie, Palm Beach	1
Prattville, Hillsborough	1
Prestonsburg, Bay	1
Quincy, Jackson	1
Rapid City, Broward	1
Red Bay, Holmes	1
Waipahu, Santa Rosa	1
Ward, Polk	1
Wellborn, Columbia	1
Summnerville, Unknown	1
Syracuse, Polk	1
Tallahassee, Dade	1

# COVID-19: characteristics of 1,300,528 Florida resident cases

Data through Dec 30, 2020 verified as of Dec 31, 2020 at 09:25 AM

Data in this report are provisional and subject to change.

The table below includes the cities and counties of residence for cases in Florida residents based on the patient's ZIP Code. Note that city is not always received as part of the initial notification and may be missing while the case is being investigated.

City and county	Cases
Tamarac, Dade	1
Tavares, Orange	1
Town Of Nocatee, St. Johns	1
University Of Central Fl, Pinellas	1
Unkn, Duval	1
Suitland, Volusia	1
Shirley, Flagler	1
Seminole, Leon	1
Russellville, Bay	1
Saint Joseph, Volusia	1
San Antonio, Orange	1
Woodbine, Nassau	1
Winter Garden, Marion	1
Winter Park, Citrus	1
Winter Park, Hendry	1
Winter Garden, Duval	1
West Yarmouth, St. Lucie	1
Venetian Islands, Dade	1
Twentynine Palms, Broward	1
Surprise, Unknown	1
Syracuse, Unknown	1
Sarasota, Unknown	1
St Cloud, Orange	1
Saint Petersburg, Bay	1
San Marcos, Unknown	1
Pooler, Broward	1
Ridgewood, Lee	1
Roseville, Broward	1
Port St. Lucie, Unknown	1
Putnam, Putnam	1
Ocala, Duval	1
Orlando, Clay	1
Orem, Dade	1
Ocoee, Manatee	1
Okeechobee, Martin	1
Okeechobi, Unknown	1
North Porte, Unknown	1
Notrealville, Polk	1
Orlando, Gadsden	1
Orlando, Walton	1
Oviedo, Lake	1
Pensacola, Dade	1
Plantation Key, Monroe	1
Plantation, Leon	1
Panomo City, Bay	1
Whippany, Volusia	1
Weirsdale, Lake	1
Xifamk, Dade	1
Winfield, Hillsborough	1
Winter Garden, Lee	1
Winter Garden, Unknown	1
Winter Park, Bay	1
Vernon, Walton	1
University Of Central Florida, Duval	1
Venezuela, Unknown	1
Landolakes, Unknown	1
Lawton, Okaloosa	1
Lima, Volusia	1
Macclenny, Dixie	1

# COVID-19: characteristics of 1,300,528 Florida resident cases

Data through Dec 30, 2020 verified as of Dec 31, 2020 at 09:25 AM

Data in this report are provisional and subject to change.

The table below includes the cities and counties of residence for cases in Florida residents based on the patient's ZIP Code. Note that city is not always received as part of the initial notification and may be missing while the case is being investigated.

City and county	Cases
Madison, Jefferson	1
Lake Forest, Collier	1
Irmo, Unknown	1
Island Grove, Alachua	1
Jacksonville, Baker	1
Key West, Palm Beach	1
Kilgore, Dade	1
Jupiter Inlet, Palm Beach	1
Jzx, Unknown	1
Greensboro, Leon	1
Miami Dade, Unknown	1
Metter, Manatee	1
Miamksaohes, Dade	1
Missing, Lafayette	1
Monument, Broward	1
Mokena, Lee	1
Morrisville, Palm Beach	1
North Brunswick, St. Lucie	1
North Lauderdale, Unknown	1
Clearwater, Leon	1
Clarcona, Seminole	1
Bradenton, Lee	1
Bogota, Unknown	1
Canton, Duval	1
Callahan, Duval	1
Alafaya, Pinellas	1
Apopka, Leon	1
Atlanta, Walton	1
Attalla, Broward	1
Autaugaville, Broward	1
Azalea Park, Lake	1
Azalea Park, Polk	1
Glen Cove, Unknown	1
Glen Saint Mary, Duval	1
Gainesville, Levy	1
Fleming Island, Duval	1
Crystal River, Marion	1
Crestview, Broward	1
Deerfield Beach, Polk	1
Defuniak Springs, Okaloosa	1
Eatonville, Hillsborough	1
Winter Springs, Orange	1
Youngstown, Washington	1
Zellwood, Brevard	1
Zellwood, Osceola	1
Winnetka, Dade	1
Sandestin, Walton	1
Saint Petersburg, Duval	1
Port Charlotte, Lee	1
St Peterburg, Orange	1
Stiamk, Dade	1
Scottsdale, Brevard	1
Surfside Beach, Orange	1
Sun City Center, Lee	1
Pompano Beach, Dade	1
Pompano Beach, Osceola	1
Pine Hills, Polk	1
Pensacola Naval Hospital, Escambia	1
Port Saint Lucie, Marion	1

# COVID-19: characteristics of 1,300,528 Florida resident cases

Data through Dec 30, 2020 verified as of Dec 31, 2020 at 09:25 AM

Data in this report are provisional and subject to change.

The table below includes the cities and counties of residence for cases in Florida residents based on the patient's ZIP Code. Note that city is not always received as part of the initial notification and may be missing while the case is being investigated.

City and county	Cases
Port St Luice, Unknown	1
Port St. Lucie, St. Lucie	1
Roswell, Bay	1
Ruskin, Dade	1
Ruskin, Manatee	1
Winter Park, Manatee	1
Winter Park, Palm Beach	1
Winter Park, Pinellas	1
Weston, Unknown	1
Wildwood, Lee	1
West Hollywood, Broward	1
West Palm Beach, Unknown	1
Waverly, Duval	1
Wabasha, Clay	1
Tavares, Unknown	1
Temple, Palm Beach	1
Unknown, Duval	1
Belle Isle, Seminole	1
Boys Ranch, Suwannee	1
Coal City, Pasco	1
Celebration, Orange	1
Chicago, Broward	1
Commerce Township, Manatee	1
Crescent City, Marion	1
Crestview, Unknown	1
Anastasia Island, St. Johns	1
Apo, Collier	1
Apopka, Alachua	1
Apopka, Citrus	1
Addison, Pasco	1
Alafaya, Dade	1
Austin, Dade	1
Azalea Park, Broward	1
Arabi, Orange	1
Big Torch Key, Monroe	1
Black, Holmes	1
Boca Raton, Lee	1
Bonifay, Unknown	1
Delray Beach, Broward	1
Fort Lauderdale, Lee	1
Fort Pierce, Brevard	1
Fort Worth, Broward	1
Franklin, Orange	1
Gainesville, Santa Rosa	1
Gwynn Oak, Polk	1
High Springs, Columbia	1
Indianapolis, Lee	1
Jena, Taylor	1
Newaygo, Charlotte	1
Okeechobee, Highlands	1
Painted Post, Pasco	1
Palatka, Marion	1
Milford, Bay	1
Miami Beach, Unknown	1
Na, Dade	1
Naples, Leon	1
Missing, Desoto	1
Mattoon, Lee	1
Marianna, Leon	1

# COVID-19: characteristics of 1,300,528 Florida resident cases

Data through Dec 30, 2020 verified as of Dec 31, 2020 at 09:25 AM

Data in this report are provisional and subject to change.

The table below includes the cities and counties of residence for cases in Florida residents based on the patient's ZIP Code. Note that city is not always received as part of the initial notification and may be missing while the case is being investigated.

City and county	Cases
Marianna, Washington	1
Mary Esther, Hillsborough	1
Los Angeles, Orange	1
Lecanto, Palm Beach	1
Littleton, St. Johns	1
Lake In The Hills, Broward	1
Lake Worth, Unknown	1
Jupiter, Pinellas	1
Kansas City, Palm Beach	1
Total	1,300,528

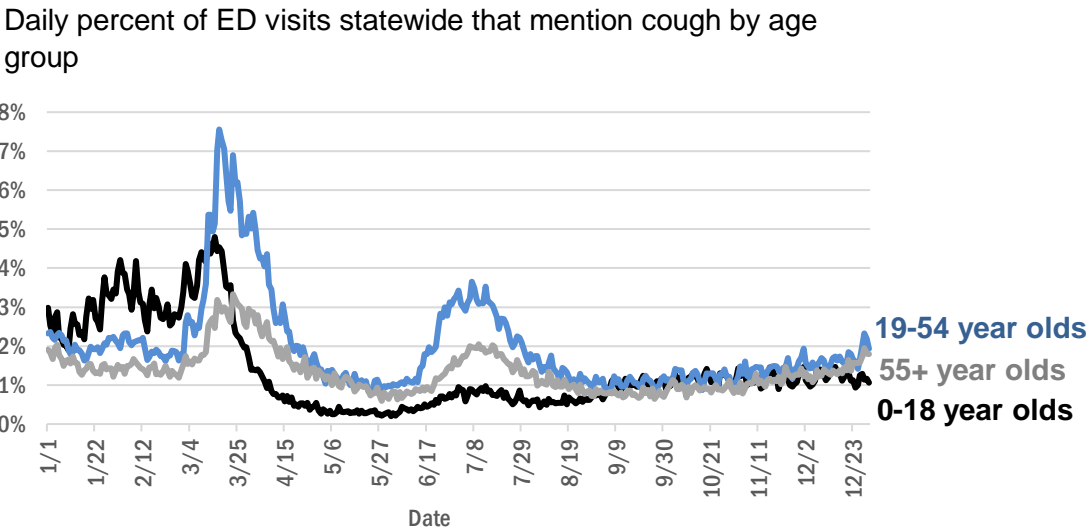
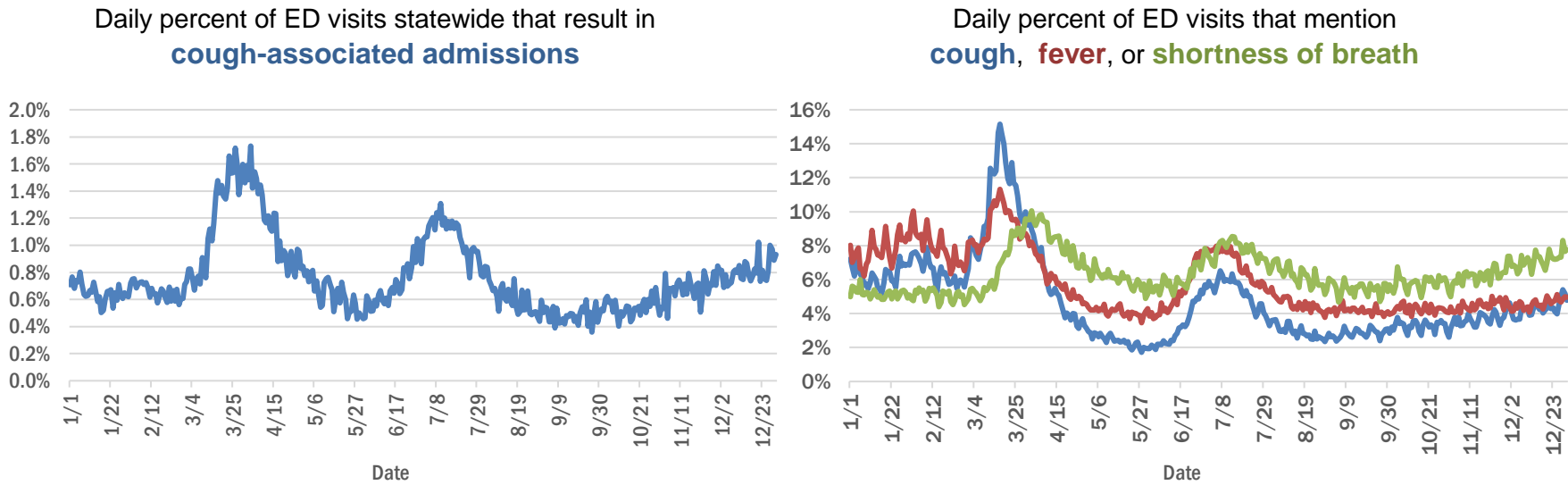


# COVID-19: additional surveillance information

Data through Dec 30, 2020 verified as of Dec 31, 2020 at 09:25 AM

Data in this report are provisional and subject to change.

## Statewide emergency department (ED) chief complaint and admission data



The Electronic Surveillance System for the Early Notification of Community-Based Epidemics (ESSENCE-FL) includes chief complaint data from 211 of 211 Florida EDs. Data are transmitted electronically to ESSENCE-FL daily or hourly.

# COVID-19: testing by laboratory

Data through Dec 30, 2020 verified as of Dec 31, 2020 at 09:25 AM

Data in this report are provisional and subject to change.

The numbers in the table below represent the number of Florida and non-Florida residents for whom test results were received by the Department of Health. A person can be tested by more than one laboratory and can have both positive and negative results. **Therefore, the sum of the numbers in each column will be larger than the total number of people tested.**

Reporting lab	Inconclusive	Negative	Positive	Percent positive	Total
LABORATORY CORPORATION OF AMERICA	2,149	1,351,523	173,472	11%	1,527,144
QUEST DIAGNOSTICS	9,925	1,193,002	169,064	12%	1,371,991
CURATIVE LABS	9,796	989,980	129,858	11%	1,129,634
BIO REFERENCE LABORATORIES, INC	7,269	787,961	145,019	15%	940,249
GENETWORX	661	390,607	32,936	8%	424,204
REALTOX LABS LLC	3,915	352,563	56,346	14%	412,824
HELIX	4,209	350,078	52,785	13%	407,072
RCA LABORATORY SERVICES, LLC		233,774	19,450	8%	253,224
EAST FLORIDA STATE COLLEGE - BREVARD		212,889	26,986	11%	239,875
CDR MAGUIRE - HEALTH CARE CENTER		188,497	26,081	12%	214,578
NOMI HEALTH LAB SERVICES		172,661	19,537	10%	192,198
IMPACT HEALTH BIOMETRIC TESTING, INC	936	170,344	17,935	9%	189,215
REAL DIAGNOSTICS	1,109	157,663	20,569	11%	179,341
BPHL-JACKSONVILLE	18	129,424	21,659	14%	151,101
MAKO GENOMICS	6,190	120,242	20,425	14%	146,857
ELABNETWORK	1,058	133,603	11,148	8%	145,809
NOMI_HEALTH	33	119,560	15,616	12%	135,209
MAYO CLINIC LABORATORIES	298	116,236	13,466	10%	130,000
NORTHWEST LABORATORY	246	120,970	6,469	5%	127,685
ADVENTHEALTH LAB	99	114,079	12,641	10%	126,819
BAYCARE LABORATORIES LLC	497	108,153	9,514	8%	118,164
ADVENT HEALTH LAB	112	101,260	13,957	12%	115,329
MEDICAL DIAGNOSTIC LABORATORIES	969	98,050	14,073	12%	113,092
BPHL-MIAMI	225	95,009	15,463	14%	110,697
MEMORIAL REGIONAL HOSPITAL SOUTH	22	92,132	18,350	17%	110,504
BIOCOLLECTIONS WORLDWIDE, INC	655	96,324	12,228	11%	109,207
ASCENSION SACRED HEART HOSPITAL - PENSACOLA	2	93,390	13,254	12%	106,646
FULGENT DIAGNOSTICS LABORATORY	1,811	93,321	9,260	9%	104,392
ORLANDO HEALTH SYSTEM	612	91,368	9,034	9%	101,014
KORVALABS, INC	1,281	90,867	4,662	5%	96,810
BPHL-TAMPA (SPECTRUM BLVD)	45	70,680	12,494	15%	83,219
SUNPATH MEDICAL DIAGNOSTICS LABORATORY	723	70,535	10,348	13%	81,606
TAMPA GENERAL HOSPITAL	4	74,961	6,544	8%	81,509
UF HEALTH MEDICAL LAB	33	72,663	6,400	8%	79,096
DIATHERIX LABORATORIES		68,119	9,685	12%	77,804
TESTING MATTERS INC	145	66,517	9,359	12%	76,021
PWNHEALTH	183	66,730	6,133	8%	73,046
AKESOGEN		62,183	10,482	14%	72,665
BAPTIST HEALTH SOUTH FLORIDA	267	58,736	9,198	13%	68,201
ASCENSION ST VINCENT'S - RIVERSIDE	1	54,673	7,109	12%	61,783
JACKSON MEMORIAL HOSPITAL CLINICAL LAB	79	49,315	9,269	16%	58,663
LAKELAND REGIONAL MEDICAL CENTER	123	49,357	5,887	11%	55,367
UF HEALTH SHANDS HOSPITAL	323	49,765	3,283	6%	53,371
ARUP LABORATORIES	16	49,992	2,905	5%	52,913
AMERICAN HEALTH ASSOCIATES	9	46,984	3,523	7%	50,516
SOUTH MIAMI HOSPITAL LAB	223	43,510	5,946	12%	49,679
AIT LABORATORIES		43,632	5,094	10%	48,726

# COVID-19: testing by laboratory

Data through Dec 30, 2020 verified as of Dec 31, 2020 at 09:25 AM

Data in this report are provisional and subject to change.

The numbers in the table below represent the number of Florida and non-Florida residents for whom test results were received by the Department of Health. A person can be tested by more than one laboratory and can have both positive and negative results. **Therefore, the sum of the numbers in each column will be larger than the total number of people tested.**

Reporting lab	Inconclusive	Negative	Positive	Percent positive	Total
VIRACOR EUROFINS		35,002	9,720	22%	<b>44,722</b>
APPLIED INGENUITY DIAGNOSTICS LLC		39,246	1,743	4%	<b>40,989</b>
BAPTIST HEALTH - JACKSONVILLE	4	36,760	2,650	7%	<b>39,414</b>
TALLAHASSEE MEMORIAL HOSPITAL	174	34,659	4,046	10%	<b>38,879</b>
INGENIOUS PERSONALIZED MEDICINE	142	30,729	6,126	17%	<b>36,997</b>
ORANGE COUNTY CONVENTION CENTER		33,330	3,655	10%	<b>36,985</b>
MIAMI DADE COUNTY		32,093	3,527	10%	<b>35,620</b>
WALGREENS	31	28,301	5,214	16%	<b>33,546</b>
LEE HEALTH - CAPE CORAL HOSPITAL	3	28,476	4,654	14%	<b>33,133</b>
BROWARD GENERAL MEDICAL CENTER-CLINICAL LAB	2	29,876	3,064	9%	<b>32,942</b>
SARASOTA MEMORIAL HOSPITAL MAIN LAB	12	30,373	2,537	8%	<b>32,922</b>
MILLENNIUM PHYSICIAN GROUP	17	27,208	4,797	15%	<b>32,022</b>
UNIVERSITY OF MIAMI HOSPITAL	32	27,832	2,971	10%	<b>30,835</b>
NICKLAUS CHILDREN'S HOSPITAL	55	26,462	3,808	13%	<b>30,325</b>
FLORIDA HOSPITAL - TAMPA	37	27,696	2,325	8%	<b>30,058</b>
UF HEALTH JACKSONVILLE	44	26,842	2,725	9%	<b>29,611</b>
ECCO LAB GROUP CO	418	24,587	4,029	14%	<b>29,034</b>
GENESIS REFERENCE LABORATORIES		24,985	2,506	9%	<b>27,491</b>
AEGIS SCIENCES CORPORATION	122	21,617	2,999	12%	<b>24,738</b>
NORTH FLORIDA REGIONAL MEDICAL CENTER		21,844	2,454	10%	<b>24,298</b>
ST JOSEPHS HOSPITAL LABORATORY	21	21,312	2,762	11%	<b>24,095</b>
MOUNT SINAI MEDICAL CENTER	8	21,739	2,197	9%	<b>23,944</b>
BRANDON REGIONAL HOSPITAL		20,759	2,592	11%	<b>23,351</b>
JUPITER MEDICAL CENTER LAB	60	21,276	1,898	8%	<b>23,234</b>
ADVENTIST HEALTH SYSTEMS SUNBELT INC DBA		21,413	1,601	7%	<b>23,014</b>
PALMETTO GENERAL HOSPITAL LAB	3	18,298	3,848	17%	<b>22,149</b>
JFK MEDICAL CENTER LAB	1	19,142	2,416	11%	<b>21,559</b>
ACCESS DX LABORATORY	200	19,191	1,932	9%	<b>21,323</b>
STATLAB_MOBILE	1	19,244	1,983	9%	<b>21,228</b>
ADVENT HEALTH - DAYTONA BEACH	32	18,888	1,465	7%	<b>20,385</b>
NAPLES COMMUNITY HOSPITAL	64	18,005	1,834	9%	<b>19,903</b>
DWIC OF TAMPA BAY INC		18,154	1,163	6%	<b>19,317</b>
INTEGRATED REGIONAL LABORATORIES LLP		16,697	2,576	13%	<b>19,273</b>
LAB DIAGNOSTICS LLC	381	13,683	5,203	27%	<b>19,267</b>
PANCARE OF FLORIDA INC		17,087	1,844	10%	<b>18,931</b>
AVENTUS BIO LABS	16	16,304	2,220	12%	<b>18,540</b>
PATIENTS FIRST LAKE ELLA MEDICAL CENTER PA		15,291	2,730	15%	<b>18,021</b>
MORTON PLANT HOSPITAL-ADLER INSTITUTE	17	16,036	1,710	10%	<b>17,763</b>
HEALTH CENTER AT SINAI RESIDENCES		16,942	506	3%	<b>17,448</b>
DRS CLACK SPENCER WHITE & MCCORMACK PA D/B/A		15,843	1,580	9%	<b>17,423</b>
EXACT SCIENCES LABORATORIES		15,806	1,616	9%	<b>17,422</b>
STS LAB 2 LLC	6	16,658	685	4%	<b>17,349</b>
HEALTHLINK DIAGNOSTIC LABORATORIES	176	15,545	1,434	8%	<b>17,155</b>
BIOCERNA LABS	461	14,582	2,112	12%	<b>17,155</b>

# COVID-19: testing by laboratory

Data through Dec 30, 2020 verified as of Dec 31, 2020 at 09:25 AM

Data in this report are provisional and subject to change.

The numbers in the table below represent the number of Florida and non-Florida residents for whom test results were received by the Department of Health. A person can be tested by more than one laboratory and can have both positive and negative results. **Therefore, the sum of the numbers in each column will be larger than the total number of people tested.**

Reporting lab	Inconclusive	Negative	Positive	Percent positive	Total
SAINT MARY'S MEDICAL CENTER	22	15,311	1,781	10%	17,114
HOLY CROSS HOSPITAL CLINICAL LAB	1	15,793	1,175	7%	16,969
WATSON CLINIC LLP		13,766	2,896	17%	16,662
INDIAN RIVER MEDICAL CENTER LAB		13,669	849	6%	14,518
CLEVELAND CLINIC HOSPITAL LAB	4	12,706	1,666	12%	14,376
LEESBURG REGIONAL MEDICAL CENTER		12,801	1,543	11%	14,344
INFINITY BIOLOGIX LLC	49	13,758	529	4%	14,336
OSCEOLA REGIONAL MEDICAL CENTER	1	12,314	1,742	12%	14,057
HOMESTEAD HOSPITAL CLINICAL LABORATORY	25	11,354	2,327	17%	13,706
MEMORIAL HOSPITAL JACKSONVILLE	8	11,271	2,118	16%	13,397
MALABAR MEDICAL WALK IN CLINIC		11,592	1,801	13%	13,393
WELLINGTON REGIONAL MED CTR LAB	5	11,898	1,451	11%	13,354
BAYFRONT HEALTH - ST PETERSBURG	17	11,286	1,795	14%	13,098
NORTHWEST MEDICAL CENTER	1	10,864	1,488	12%	12,353
MEMORIAL REGIONAL HOSPITAL CLINICAL LABORATORY	10	11,540	792	6%	12,342
ORANGE PARK MEDICAL CENTER	9	10,344	1,986	16%	12,339
WEST KENDALL BAPTIST HOSPITAL	10	9,922	2,267	19%	12,199
LEE HEALTH - LEE MEMORIAL HOSPITAL		9,052	3,019	25%	12,071
DELRAY MEDICAL CENTER LAB	3	10,916	1,147	10%	12,066
PRIVA PATH LABS	54	11,367	636	5%	12,057
FLORIDA HOSPITAL WATERMAN LABORATORY	70	10,997	857	7%	11,924
BETHESDA HOSPITAL EAST		10,905	1,011	8%	11,916
OAK HILL HOSPITAL		10,497	1,220	10%	11,717
ST MARKS HOSPITAL LABORATORY B	78	10,627	1,002	9%	11,707
BINAXNOW	9	8,961	2,617	23%	11,587
LAWNWOOD REGIONAL MEDICAL CENTER	1	10,050	1,482	13%	11,533
VISTA CLINICAL DIAGNOSTICS	235	10,341	912	8%	11,488
PWN HEALTH	17	9,330	2,039	18%	11,386
BAPTIST HEALTH - SOUTH		10,523	832	7%	11,355
CLEVELAND CLINIC TRADITION HOSPITAL		10,607	733	6%	11,340
ST ANTHONY'S HOSPITAL LAB	18	10,013	1,159	10%	11,190
WINTER HAVEN HOSPITAL CLINICAL LABORATORY	4	9,546	1,557	14%	11,107
LARGO MEDICAL CENTER		9,866	1,142	10%	11,008
UHEALTH CORAL GABLES/LENNAR MED CTR	3	10,366	588	5%	10,957
UNITED CLINICAL LABORATORY LLC	2	9,435	1,469	13%	10,906
AHALABS		10,222	450	4%	10,672
GOOD SAMARITAN MEDICAL CENTER LAB	2	9,166	1,340	13%	10,508
LARKIN COMMUNITY HOSPITAL INC DBA CARDIOTROPIC		6,820	3,621	35%	10,441
WESTSIDE REGIONAL MED CTR	2	8,908	1,462	14%	10,372
BAPTIST HEALTHCARE - BAPTIST HOSPITAL	5	8,386	1,960	19%	10,351
INDIAN RIVER PATHOLOGY LLC		9,518	824	8%	10,342
ACCESS MEDICAL LABORATORIES	3	5,516	4,646	46%	10,165
LARKIN COMMUNITY HOSPITAL	10	8,737	1,348	13%	10,095
MERCY HOSPITAL A CAMPUS OF PLANTATION GEN HOSP LAB	1	8,421	1,634	16%	10,056
ST JOSEPHS HOSPITAL	15	8,752	1,212	12%	9,979



# COVID-19: testing by laboratory

Data through Dec 30, 2020 verified as of Dec 31, 2020 at 09:25 AM

Data in this report are provisional and subject to change.

The numbers in the table below represent the number of Florida and non-Florida residents for whom test results were received by the Department of Health. A person can be tested by more than one laboratory and can have both positive and negative results. **Therefore, the sum of the numbers in each column will be larger than the total number of people tested.**

Reporting lab	Inconclusive	Negative	Positive	Percent positive	Total
WEST FLORIDA HOSPITAL LAB		7,982	1,979	20%	9,961
MEDICAL CENTER OF TRINITY CLINICAL LABORATORY	1	8,958	1,000	10%	9,959
GULF COAST MEDICAL CENTER MICROLAB		7,791	2,155	22%	9,946
PALMS WEST HOSPITAL LAB	2	8,554	1,387	14%	9,943
COAST DIAGNOSTICS LLC	33	9,042	806	8%	9,881
SRQ DRIVE THROUGH		8,944	905	9%	9,849
REGIONAL MEDICAL CENTER BAYONET POINT	2	8,968	687	7%	9,657
MEASE COUNTRYSIDE LAB	8	8,728	910	9%	9,646
PALM BEACH BALL PARK		8,605	997	10%	9,602
THE VILLAGES REGIONAL HOSPITAL		8,732	804	8%	9,536
AVECINA	17	8,856	613	6%	9,486
LAKE CITY HM		8,740	645	7%	9,385
CORAL GABLES HOSPITAL CLINICAL LABORATORY		7,853	1,506	16%	9,359
HALIFAX MEDICAL CENTER LAB	34	8,007	1,304	14%	9,345
CAPITAL REGIONAL MEDICAL CTR		7,569	1,736	19%	9,305
WEST BOCA MEDICAL CENTER LAB		8,567	701	8%	9,268
NONA SCIENTIFIC	5	7,193	2,035	22%	9,233
AVENTURA HOSPITAL LAB		7,505	1,717	19%	9,222
MANATEE MEMORIAL HOSPITAL		8,406	734	8%	9,140
BLAKE MEDICAL CENTER		7,888	1,140	13%	9,028
MEDFAST URGENT CARE CENTERS, LLC	4	7,999	1,011	11%	9,014
BOSTON HEART DIAGNOSTICS CORP		7,826	1,168	13%	8,994
PALM BEACH GARDENS MEDICAL CTR LAB		8,108	823	9%	8,931
LEE HEALTH - HEALTH PARK MEDICAL CENTER		7,422	1,469	17%	8,891
FLORIDA HOSPITAL HEARTLAND MED CTR CLINICAL LAB	33	7,653	1,088	12%	8,774
ADVENT HEALTH - WESLEY CHAPEL	14	7,850	750	9%	8,614
GENOVA DIAGNOSTICS LABORATORY	34	7,854	599	7%	8,487
GENESIS MEDICAL LABORATORY	101	7,247	1,129	13%	8,477
FLORIDA LABORATORY ANALYSIS		7,452	911	11%	8,363
AVECINA MEDICAL OAKLEAF	3	6,977	1,330	16%	8,310
NIGHT LITE PEDIATRIC CENTER LLC		7,590	652	8%	8,242
DOCTORS HOSPITAL	4	6,869	1,317	16%	8,190
MINUTECLINIC LLC		6,994	1,141	14%	8,135
P4 CLINICAL, LLC	95	7,345	682	8%	8,122
LAKE CITY MEDICAL CENTER		6,461	1,628	20%	8,089
PATHNOSTICS	20	6,241	1,814	22%	8,075
AVECINA MEDICAL	4	6,159	1,754	22%	7,917
BAPTIST HEALTH SOUTH FLORIDA - WEST KENDALL URGENT CARE		6,631	1,209	15%	7,840
INFORM DIAGNOSTICS, INC		7,278	409	5%	7,687
FLORIDA MEDICAL CENTER - A CAMPUS OF NORTH SHORE	2	6,748	931	12%	7,681
PLANTATION GENERAL HOSPITAL		6,477	1,196	16%	7,673
ADVENTHEALTH CENTRA CARE LAKE BUENA VISTA		7,134	520	7%	7,654
THE HEALTHCARE DISTRICT OF PALM BEACH COUNTY	32	6,796	799	10%	7,627
NEMOURS CHILDRENS HOSPITAL	1	7,278	323	4%	7,602
NCH NORTH NAPLES HOSPITAL LAB	15	6,733	829	11%	7,577
FLORIDA HOSPITAL FLAGLER	29	7,004	524	7%	7,557
NIGHT LITE PEDIATRICS	4	5,768	1,748	23%	7,520

# COVID-19: testing by laboratory

Data through Dec 30, 2020 verified as of Dec 31, 2020 at 09:25 AM

Data in this report are provisional and subject to change.

The numbers in the table below represent the number of Florida and non-Florida residents for whom test results were received by the Department of Health. A person can be tested by more than one laboratory and can have both positive and negative results. **Therefore, the sum of the numbers in each column will be larger than the total number of people tested.**

Reporting lab	Inconclusive	Negative	Positive	Percent positive	Total
CORAL SPRINGS MED CTR		6,802	693	9%	7,495
NORTHSIDE HOSPITAL AND HEART INSTITUTE		6,731	712	10%	7,443
FLORIDA HOSPITAL DELAND	10	6,303	899	12%	7,212
NORTH SHORE MEDICAL CENTER		5,953	1,231	17%	7,184
CENTRAL FLORIDA REGIONAL HOSPITAL		6,500	663	9%	7,163
BROWARD HEALTH NORTH CLINICAL LABORATORY		6,237	772	11%	7,009
FLORIDA HOSPITAL ZEPHYRHILLS	10	6,322	641	9%	6,973
ALL CHILDREN'S HOSPITAL		6,457	426	6%	6,883
KD MEDICAL CHOICE LLC	1	6,182	663	10%	6,846
LEON MEDICAL CENTERS LLC		5,293	1,509	22%	6,802
LUMINUS DIAGNOSTICS		6,204	535	8%	6,739
FLORIDA HOSPITAL OF CARROLLWOOD	22	5,842	834	12%	6,698
AMERICAN FAMILY CARE		3,675	3,023	45%	6,698
OCALA REGIONAL MEDICAL CENTER		5,895	777	12%	6,672
WEST PALM HOSPITAL LAB		6,046	522	8%	6,568
CLEVELAND CLINIC MARTIN SOUTH HOSPITAL	1	5,931	591	9%	6,523
LEE HEALTH - GULF COAST MEDICAL CENTER	2	5,237	1,234	19%	6,473
VISTA CLINICAL	8	3,777	2,674	41%	6,459
MEMORIAL HOSPITAL WEST LABORATORY SERVICES	14	5,821	601	9%	6,436
CARDIOPATH	1	5,820	597	9%	6,418
MEDEXPRESS URGENT CARE	2	4,315	2,055	32%	6,372
BAPTIST HEALTH - BEACHES		5,837	463	7%	6,300
VIKOR SCIENTIFIC	6	5,090	1,136	18%	6,232
FULGENT DIAGNOSTICS	98	5,602	428	7%	6,128
BAPTIST HEALTH SOUTH FLORIDA - COUNTRY WALK URGENT CARE		5,102	951	16%	6,053
SOUTH BAY HOSPITAL CLINICAL LAB		5,451	538	9%	5,989
MORTON PLANT-MEASE	2	5,433	475	8%	5,910
EXPRESS GENE MOLECULAR DIAGNOSTICS LABORATORY		4,807	1,098	19%	5,905
MEDARBOR DIAGNOSTICS	1	4,877	990	17%	5,868
LABSTAT LLC	2	5,512	318	5%	5,832
MEMORIAL HOSPITAL MICRO		5,377	405	7%	5,782
POINCIANA MEDICAL CENTER		4,518	1,227	21%	5,745
ARCPOINT LABS OF FORT MYERS	4	4,980	727	13%	5,711
ANNE BATES LEACH EYE HOSPITAL/ ABLEH MICROBIOLOGY LABORATORY		5,602	83	1%	5,685
WEST MARION COMMUNITY HOSPITAL LAB		4,876	798	14%	5,674
LAKEWOOD RANCH MEDICAL CENTER		5,229	428	8%	5,657
FLORIDA HOSPITAL FISH MEMORIAL	19	4,811	716	13%	5,546
CLEVELAND CLINIC MARTIN NORTH HOSPITAL		4,868	540	10%	5,408
ST JOSEPHS NORTH HOSPITAL LAB	6	4,705	657	12%	5,368
BAPTIST HEALTH SOUTH FLORIDA - MIAMI LAKES URGENT CARE		4,280	1,080	20%	5,360
ST LUCIE MEDICAL CENTER		4,318	982	19%	5,300
MARTIN HOSPITAL SOUTH LAB		4,966	281	5%	5,247
AVERO DIAGNOSTICS - IRVING	6	4,782	349	7%	5,137
UNKNOWN	3	2,876	2,257	44%	5,136
IMPERIAL POINT MEDICAL CENTER		4,661	403	8%	5,064
BAYCARE COMMUNITY HEALTH		4,930	110	2%	5,040
HIALEAH HOSPITAL	4	3,957	1,068	21%	5,029



# COVID-19: testing by laboratory

Data through Dec 30, 2020 verified as of Dec 31, 2020 at 09:25 AM

Data in this report are provisional and subject to change.

The numbers in the table below represent the number of Florida and non-Florida residents for whom test results were received by the Department of Health. A person can be tested by more than one laboratory and can have both positive and negative results. **Therefore, the sum of the numbers in each column will be larger than the total number of people tested.**

Reporting lab	Inconclusive	Negative	Positive	Percent positive	Total
SUNRISE MEDICAL LABORATORIES	2	4,706	318	6%	5,026
BAPTIST HEALTH - NASSAU		4,728	233	5%	4,961
CernerELR_Advent		4,408	540	11%	4,948
OVIEDO MEDICAL CENTER		4,433	501	10%	4,934
BAPTIST HEALTH SOUTH FLORIDA - WESTCHESTER URGENT CARE		3,944	838	18%	4,782
TROPICANA FIELD - LOT 2□	18	4,334	412	9%	4,764
BAPTIST HEALTH SOUTH FLORIDA - DORAL URGENT CARE		3,853	905	19%	4,758
SANTA ROSA MEDICAL CENTER		3,887	845	18%	4,732
PRECISION HEALTH RESOURCES LLC		4,411	290	6%	4,701
ISPM LABS, LLC DBA CAPSTONE DIAGNOSTICS, LLC		4,476	154	3%	4,630
FORT WALTON BEACH MEDICAL CENTER		3,986	637	14%	4,623
H LEE MOFFITT CANCER CENTER LABORATORY		4,479	110	2%	4,589
SOUTH FLORIDA BAPTIST HOSPITAL MICRO	3	3,886	648	14%	4,537
HOLIDAY CVS LLC		4,335	199	4%	4,534
SYNERGY LABORATORIES	7	4,006	456	10%	4,469
ST PETERSBURG GENERAL HOSPITAL		3,764	702	16%	4,466
BAYFRONT HEALTH - VENICE REGIONAL MEDICAL	1	4,106	347	8%	4,454
CLARITY LAB SOLUTIONS	17	3,909	499	11%	4,425
MOFFITT CANCER CENTER	6	4,304	90	2%	4,400
BAPTIST HEALTH SOUTH FLORIDA - PEMBROKE PINES URGENT CARE		3,741	653	15%	4,394
FLORIDA HOSPITAL OCALA		3,955	419	10%	4,374
FLORIDA HOSPITAL NORTH PINELLAS	11	4,011	324	7%	4,346
GENE BY GENE, GENOMICS RESEARCH CENTER LAB	39	4,109	153	4%	4,301
EGLIN AIR FORCE BASE	11	3,107	1,134	27%	4,252
HEALTHQUEST ESOTERICS		3,064	1,129	27%	4,193
BAPTIST HEALTH SOUTH FLORIDA - CORAL SPRINGS URGENT CARE		3,636	535	13%	4,171
ADVENTHEALTH CENTRA CARE WINTER GARDEN	1	3,800	317	8%	4,118
ADVENTHEALTH CENTRA CARE DR PHILLIPS		3,861	255	6%	4,116
QDX PATHOLOGY SERVICES	1	3,769	313	8%	4,083
ADVENTHEALTH CENTRA CARE WINTER PARK		3,820	237	6%	4,057
SOLARIS DIAGNOSTICS	5	3,624	413	10%	4,042
NIGHT LITE PEDIATRICS URGENT CARE	1	3,413	572	14%	3,986
UNIVERSITY HOSPITAL AND MEDICAL CENTER		3,070	904	23%	3,974
CARDIOTROPIC LABS	83	3,141	724	18%	3,948
PHYSICIANS REGIONAL MEDICAL CENTER - PINE RIDGE RD	1	3,263	684	17%	3,948
BAYFRONT HEALTH - PORT CHARLOTTE		3,597	330	8%	3,927
PUTNAM COMMUNITY MEDICAL CENTER		3,429	476	12%	3,905
ADVENTHEALTH CENTRA CARE UNIVERSITY		3,600	244	6%	3,844
SYNERGY DIAGNOSTIC LABORATORY	84	3,365	376	10%	3,825
ADVENTHEALTH CENTRA CARE ST CLOUD		3,392	403	11%	3,795
BAPTIST HEALTH - NORTH		2,957	816	22%	3,773
ADVENTHEALTH CENTRA CARE HUNTERS CREEK		3,340	384	10%	3,724
NATIONWIDE LABORATORY SERVICES INC	145	3,072	476	13%	3,693
MEASE DUNEDIN HOSPITAL	5	3,352	306	8%	3,663
CLARITY LAB SOLUTIONS LLC		3,608	4	0%	3,612
DOCTORS URGENT CARE LLC	1	2,951	653	18%	3,605
ANGEL KIDS PEDIATRICS		3,429	172	5%	3,601

# COVID-19: testing by laboratory

Data through Dec 30, 2020 verified as of Dec 31, 2020 at 09:25 AM

Data in this report are provisional and subject to change.

The numbers in the table below represent the number of Florida and non-Florida residents for whom test results were received by the Department of Health. A person can be tested by more than one laboratory and can have both positive and negative results. **Therefore, the sum of the numbers in each column will be larger than the total number of people tested.**

Reporting lab	Inconclusive	Negative	Positive	Percent positive	Total
NORTHWEST FLORIDA COMMUNITY HOSPITAL	24	2,537	1,010	28%	3,571
PALMS OF PASADENA HOSPITAL		3,153	376	11%	3,529
MEDEXPRESS URGENT CARE OF BOYNTON BEACH LLC		3,399	121	3%	3,520
MEDICAL DNA LABS LLC	2	3,260	249	7%	3,511
WESTCHESTER HOSPITAL	23	2,845	635	18%	3,503
SUNCOAST PATHOLOGY ASSOCIATES		3,213	270	8%	3,483
DOCTORS HOSPITAL OF SARASOTA CLINICAL LABORATORY		3,049	405	12%	3,454
ADVENTHEALTH CENTRA CARE LEE ROAD		3,179	233	7%	3,412
RAULERSON HOSPITAL		2,873	538	16%	3,411
CLINICAL REFERENCE LABORATORY	2	3,279	119	4%	3,400
BAPTIST HEALTH SOUTH FLORIDA - CORAL GABLES (UNIVERSITY) URGENT CARE		2,980	413	12%	3,393
ADVENTHEALTH CENTRA CARE CLERMONT		3,098	274	8%	3,372
ADVENTHEALTH CENTRA CARE WATERFORD LAKES		3,045	321	10%	3,366
MEDEXPRESS URGENT CARE HUDSON		2,989	368	11%	3,357
ACUTIS DIAGNOSTICS	16	2,834	492	15%	3,342
MIDWAY SPECIALTY CARE CENTER DIAGNOSTICS	38	3,041	217	7%	3,296
BAPTIST HEALTH SOUTH FLORIDA - TAMiami TRAIL URGENT CARE		2,625	649	20%	3,274
ADVENTHEALTH CENTRA CARE SANFORD		2,998	244	8%	3,242
ADVENTHEALTH CENTRA CARE APOPKA		2,894	339	10%	3,233
ADVENTHEALTH CENTRA CARE KISSIMMEE		2,997	230	7%	3,227
BAPTIST HEALTH SOUTH FLORIDA - PINECREST URGENT CARE		2,793	409	13%	3,202
MEMORIAL HOSPITAL- MIRAMAR	12	2,939	240	8%	3,191
ADVENTHEALTH CENTRA CARE LAKE MARY		2,957	224	7%	3,181
THE CENTER FOR URGENT CARE	3	2,593	568	18%	3,164
URGENT CARE CURE	2	2,723	402	13%	3,127
BAPTIST HEALTH SOUTH FLORIDA - CORAL GABLES URGENT CARE		2,627	491	16%	3,118
ATLANTIS URGENT CARE	1	2,001	1,099	35%	3,101
ADVENTIST HEALTH SYSTEMS, SUNBELT INC		2,861	239	8%	3,100
TWIN CITIES HOSPITAL	1	2,729	366	12%	3,096
ADVENTHEALTH CENTRA CARE LAKELAND	1	2,780	312	10%	3,093
BETHESDA HOSPITAL WEST		2,807	274	9%	3,081
MEDEXPRESS URGENT CARE - ESTERO		2,841	230	7%	3,071
SARKIS CLINICAL TRIALS	2	2,665	354	12%	3,021
COMMUNITY HEALTH CENTERS OF PINELLAS INC		2,385	621	21%	3,006
BAPTIST HEALTH SOUTH FLORIDA - KENDALE LAKES URGENT CARE		2,389	600	20%	2,989
TRINITY SPRINGS		2,657	328	11%	2,985
BAPTIST HEALTH SOUTH FLORIDA - PALMETTO BAY URGENT CARE		2,507	456	15%	2,963
EMPIRE CITY LABORATORIES INC	25	2,545	384	13%	2,954
ADVENTHEALTH CENTRA CARE MOUNT DORA		2,693	257	9%	2,950
BAYFRONT HEALTH - SEVEN RIVERS		2,655	247	9%	2,902
STONE CLINICAL LABORATORIES		2,789	96	3%	2,885
MINUTECLINIC LLC #3703		2,467	411	14%	2,878
AHCC WESLEY CHAPEL		2,639	224	8%	2,863
BAPTIST HEALTH SOUTH FLORIDA - DAVIE URGENT CARE		2,400	441	16%	2,841
MINUTECLINIC		2,493	336	12%	2,829
BAPTIST HEALTH SOUTH FLORIDA - WESTON URGENT CARE		2,530	288	10%	2,818
WALGREENS ORLANDO	3	2,486	326	12%	2,815

# COVID-19: testing by laboratory

Data through Dec 30, 2020 verified as of Dec 31, 2020 at 09:25 AM

Data in this report are provisional and subject to change.

The numbers in the table below represent the number of Florida and non-Florida residents for whom test results were received by the Department of Health. A person can be tested by more than one laboratory and can have both positive and negative results. **Therefore, the sum of the numbers in each column will be larger than the total number of people tested.**

Reporting lab	Inconclusive	Negative	Positive	Percent positive	Total
ADVENTHEALTH CENTRA CARE ALTAMONTE		2,590	219	8%	<b>2,809</b>
PEDIATRIC HEALTH CARE ALLIANCE PA		2,572	235	8%	<b>2,807</b>
VETERANS AFFAIRS MEDICAL CENTER - ORLANDO		1,342	1,445	52%	<b>2,787</b>
ASCENSION SACRED HEART - EMERALD COAST		2,321	448	16%	<b>2,769</b>
WALGREEN CO	2	2,445	317	11%	<b>2,764</b>
COASTAL MED URGENT CARE		1,572	1,175	43%	<b>2,747</b>
BAYFRONT HEALTH - BROOKSVILLE		2,405	339	12%	<b>2,744</b>
MEDCOMP SCIENCES LLC	29	1,319	1,387	51%	<b>2,735</b>
HEALTH FIRST ADVENTHEALTH CENTRA CARE GATEWAY	1	2,505	186	7%	<b>2,692</b>
CENTRA CARE – WATERFORD LAKES		2,097	575	22%	<b>2,672</b>
ADVENTHEALTH CENTRA CARE OVIEDO		2,405	267	10%	<b>2,672</b>
MEDEXPRESS URGENT CARE - WEST TAMPA		2,469	170	6%	<b>2,639</b>
MEDEXPRESS URGENT CARE - ROYAL PALM BEACH		2,458	141	5%	<b>2,599</b>
LAKESIDE MEDICAL CENTER		2,066	528	20%	<b>2,594</b>
BARTOW REGIONAL MEDICAL CENTER	1	2,227	355	14%	<b>2,583</b>
ENGLEWOOD COMMUNITY HOSPITAL		2,340	234	9%	<b>2,574</b>
ADVENTHEALTH CENTRA CARE AZALEA PARK		2,301	247	10%	<b>2,548</b>
PRECISION HEALTH SOLUTIONS		2,475	68	3%	<b>2,543</b>
ADVENT HEALTH - OCALA		2,124	413	16%	<b>2,537</b>
CITRUS MEMORIAL HOSPITAL LABORATORY		2,216	320	13%	<b>2,536</b>
ADVENTHEALTH CENTRA CARE SAND LAKE		2,391	136	5%	<b>2,527</b>
MEDEXPRESS URGENT CARE PALM BEACH GARDENS		2,423	101	4%	<b>2,524</b>
TALLAHASSEE PRIMARY CARE ASSOCIATES		2,261	261	10%	<b>2,522</b>
ADVENT HEALTH - HEART OF FLORIDA ER	1	2,235	281	11%	<b>2,517</b>
AMELIA URGENT CARE		1,475	1,042	41%	<b>2,517</b>
ADVENTHEALTH CENTRA CARE LONGWOOD		2,350	153	6%	<b>2,503</b>
SELECT LABORATORIES - MARION COUNTY, FL LLC	3	2,314	177	7%	<b>2,494</b>
ADVENTHEALTH CENTRA CARE PORT ORANGE		2,345	148	6%	<b>2,493</b>
MEDEXPRESS URGENT CARE - GOLDEN GATE		2,310	167	7%	<b>2,477</b>
DOCTORS URGENT CARE OF LUTZ LLC	1	1,981	486	20%	<b>2,468</b>
MEMORIAL HOSPITAL PEMBROKE	3	2,152	287	12%	<b>2,442</b>
ADVENTHEALTH CENTRA CARE ORANGE LAKE		2,235	203	8%	<b>2,438</b>
MICROGEN DX		1,925	504	21%	<b>2,429</b>
HEALTH FIRST ADVENTHEALTH CENTRA CARE TITUSVILLE		2,260	169	7%	<b>2,429</b>
DESOTO MEMORIAL HOSPITAL	3	2,009	416	17%	<b>2,428</b>
BAPTIST HEALTH SOUTH FLORIDA - BRICKELL URGENT CARE		2,004	402	17%	<b>2,406</b>
US BIOTEK LABORATORIES	6	2,109	275	12%	<b>2,390</b>
BAPTIST HEALTH URGENT CARE AT SAWGRASS		2,034	354	15%	<b>2,388</b>
BMCT Molecular Diagnostics Subsection		1,958	412	17%	<b>2,370</b>
HOLIDAY CVS LLC DBA CVS PHARMACY #5154		2,318	50	2%	<b>2,368</b>
HIGHLANDS REGIONAL MEDICAL CENTER		1,857	488	21%	<b>2,345</b>
LEE HEALTH - COCONUT POINT CLINICAL LAB	2	1,872	433	19%	<b>2,307</b>
PARAMOUNT URGENT CARE		1,210	1,094	47%	<b>2,304</b>
COMMUNITY HEALTH NORTHWEST FLORIDA	4	1,739	531	23%	<b>2,274</b>
PALMS MEDICAL GROUP	5	1,675	586	26%	<b>2,266</b>
INDIAN RIVER MEDICAL CENTER		1,975	290	13%	<b>2,265</b>
SPORTS DRUG TESTING LABORATORY	39	2,155	62	3%	<b>2,256</b>

# COVID-19: testing by laboratory

Data through Dec 30, 2020 verified as of Dec 31, 2020 at 09:25 AM

Data in this report are provisional and subject to change.

The numbers in the table below represent the number of Florida and non-Florida residents for whom test results were received by the Department of Health. A person can be tested by more than one laboratory and can have both positive and negative results. **Therefore, the sum of the numbers in each column will be larger than the total number of people tested.**

Reporting lab	Inconclusive	Negative	Positive	Percent positive	Total
EMERALD COAST URGENT CARE		1,732	522	23%	2,254
PRIMEHEALTH URGENT CARE	1	1,865	360	16%	2,226
MEDEXPRESS URGENT CARE - LAKELAND		2,065	159	7%	2,224
BAYA PHARMACY & URGENT CARE		1,548	660	30%	2,208
CENTRA CARE SAINT CLOUD	1	1,885	303	14%	2,189
ADVENTHEALTH CENTRA CARE LEESBURG		1,978	204	9%	2,182
ADVENTHEALTH CENTRA CARE SOUTH ORANGE		1,993	184	8%	2,177
BAYFRONT HEALTH - PUNTA GORDA		2,026	142	7%	2,168
NCH DOWNTOWN NAPLES HOSPITAL	8	1,890	267	12%	2,165
NCH NORTH NAPLES HOSPITAL	3	1,821	294	14%	2,118
LOWER KEYS MEDICAL CENTER		1,866	233	11%	2,099
PHYSICIANS STAT LAB	2	1,001	1,069	52%	2,072
BAYFRONT HEALTH - SPRING HILL		1,887	183	9%	2,070
ADVENTHEALTH PROMPT CARE	1	1,444	612	30%	2,057
MARINERS HOSPITAL		1,868	181	9%	2,049
PHYSICIANS REGIONAL MEDICAL CENTER - COLLIER BLVD	1	1,521	523	26%	2,045
HealthSentry_UHS	1	1,888	153	7%	2,042
ESCAMBIA COMMUNITY CLINICS INC	4	1,519	518	25%	2,041
ADVENTHEALTH CENTRA CARE COLONIAL TOWN		1,886	147	7%	2,033
DOCTORS TEST CENTERS		1,786	246	12%	2,032
FLORIDA FAMILY LABORATORY, INC DBA	3	1,870	141	7%	2,014
BAPTIST HEALTHCARE - GULF BREEZE HOSPITAL	3	1,699	308	15%	2,010
BAPTIST HEALTH EMERGENCY CENTER COUNTRY WALK	1	1,650	312	16%	1,963
BAPTIST HEALTH - CLAY		1,679	279	14%	1,958
DOC SMILEY'S URGENT CARE		1,705	247	13%	1,952
ADVENT HEALTH - NEW SMYRNA		1,517	417	22%	1,934
BAPTIST HEALTH - OAKLEAF		1,597	331	17%	1,928
HEALTH FIRST ADVENTHEALTH CENTRA CARE COCOA		1,781	123	6%	1,904
SCION LAB SERVICES LLC	18	1,757	127	7%	1,902
EMERALD COAST URGENT CARE, LLC	1	1,431	466	25%	1,898
NXGEN MDX LLC	3	1,731	164	9%	1,898
EMERALD COAST URGENT CARE LLC		1,424	462	24%	1,886
PROHEALTH		707	1,178	62%	1,885
MEDEXPRESS URGENT CARE CAPE CORAL		1,632	251	13%	1,883
MEDEXPRESS URGENT CARE - DELAND		1,719	137	7%	1,856
BAPTIST HEALTH SOUTH FLORIDA - MIAMI BEACH URGENT CARE		1,598	251	14%	1,849
NCF DIAGNOSTICS & DNA TECHNOLOGIES LAB	49	1,533	228	13%	1,810
LABORATORY OF FLORIDA LLC	40	1,641	112	6%	1,793
MINUTECLINIC LLC # 0709		1,491	235	14%	1,726
HEALTH FIRST ADVENTHEALTH CENTRA CARE MALABAR		1,582	140	8%	1,722
ASSOCIATED PATHOLOGISTS, LLC	3	1,420	289	17%	1,712
ADVENTIST HEALTH SYSTEMS SUNBELT IN DBA		1,597	105	6%	1,702
MEDEXPRESS PORT CHARLOTTE		1,552	133	8%	1,685
MEDEXPRESS URGENT CARE LEHIGH ACRES		1,501	170	10%	1,671
GENUS3		1,593	64	4%	1,657
FLOWERS HOSPITAL		1,485	146	9%	1,631
TAMPA COMMUNITY HOSPITAL		1,371	259	16%	1,630



# COVID-19: testing by laboratory

Data through Dec 30, 2020 verified as of Dec 31, 2020 at 09:25 AM

Data in this report are provisional and subject to change.

The numbers in the table below represent the number of Florida and non-Florida residents for whom test results were received by the Department of Health. A person can be tested by more than one laboratory and can have both positive and negative results. **Therefore, the sum of the numbers in each column will be larger than the total number of people tested.**

Reporting lab	Inconclusive	Negative	Positive	Percent positive	Total
MEDEXPRESS FORT MYERS		1,428	195	12%	1,623
VENTURE MEDICAL OF FLORIDA LLC		1,488	132	8%	1,620
PREMIER URGENT CARE OF BREVARD LLC		1,378	238	15%	1,616
ADVENTHEALTH CENTRA CARE KIDS LAKE MARY		1,525	81	5%	1,606
JW PLASTIC SURGERY		1,368	237	15%	1,605
ADVENT HEALTH CENTRA CARE -WINTER PARK KIDS URGENT CARE		1,442	129	8%	1,571
OPTEO LABORATORY		1,523	33	2%	1,556
MELBOURNE MEDICAL LABORATORY☐	2	1,301	188	13%	1,491
PARAMOUNT URGENT CARE - WINDERMERE		950	538	36%	1,488
MINUTECLINIC LLC #3631		1,257	229	15%	1,486
MEDONE PLLC		1,171	315	21%	1,486
MINUTECLINIC LLC 5852		1,263	216	15%	1,479
SPARROW HEALTHCARE	2	1,243	210	14%	1,455
FLORIDA COMMUNITY HEALTH CENTER		1,196	258	18%	1,454
NORTH SHORE LONG ISLAND JEWISH HEALTH		1,376	58	4%	1,434
BIOCERNA LLC	9	1,248	164	12%	1,421
PHARMCO RX	1	1,289	126	9%	1,416
MEDEXPRESS URGENT CARE - VERO BEACH		1,240	174	12%	1,414
FLORIDA MEDICAL CLINIC	3	743	666	47%	1,412
PATIENTS CHOICE LABORATORIES		828	581	41%	1,409
MEDFAST URGENT CARE CENTERS LLC		102	1,307	93%	1,409
UHEALTH DEERFIELD BEACH/UMSYLVESTER DEERFIELD BEACH LABORATORY	3	1,352	53	4%	1,408
JACKSON HOSPITAL CLINICAL LABORATORY		1,208	196	14%	1,404
DONALD W ROBERTSON DO PA		1,069	330	24%	1,399
ADVANCE MEDICAL OF NAPLES		309	1,072	78%	1,381
DYNIX DIAGNOSTIX		1,155	214	16%	1,369
GESSLER CLINIC		829	536	39%	1,365
ASCENSION ST VINCENT'S - SOUTHSIDE		1,309	49	4%	1,358
MARTIN HEALTH SYSTEM - ST LUCIE WEST		1,224	126	9%	1,350
PARAMOUNT URGENT CARE - ORLANDO		893	456	34%	1,349
LABTECH DIAGNOSTIC		1,093	247	18%	1,340
MEDEXPRESS URGENT CARE - CLEWISTON		1,129	185	14%	1,314
BARDMOOR LABORATORY	7	1,125	175	13%	1,307
MEDEXPRESS URGENT CARE CORAL SPRINGS		1,209	98	7%	1,307
IGENOMIX USA LLC	38	1,150	118	9%	1,306
MC DIAGNOSTIC OF CONNECTICUT, PC #2220		1,112	192	15%	1,304
PARAMOUNT URGENT CARE - OVIEDO		825	463	36%	1,288
ARCPOINT LABS		771	515	40%	1,286
NCH NORTHEAST	6	966	311	24%	1,283
ASSURANCE SCIENTIFIC LABORATORIES	1	1,005	251	20%	1,257
CAREFAST+		860	387	31%	1,247
LEE HEALTH CONVENIENT CARE - PAGE FIELD		1,040	195	16%	1,235
ADVENTHEALTH CENTRA CARE		1,117	117	9%	1,234
SHELL POINT NURSING PAVILION	1	1,180	35	3%	1,216
CLINICORE		1,124	91	7%	1,215
ACCU REFERENCE MEDICAL LAB		798	401	33%	1,199
ACCESS MEDICAL LABS		746	448	38%	1,194

# COVID-19: testing by laboratory

Data through Dec 30, 2020 verified as of Dec 31, 2020 at 09:25 AM

Data in this report are provisional and subject to change.

The numbers in the table below represent the number of Florida and non-Florida residents for whom test results were received by the Department of Health. A person can be tested by more than one laboratory and can have both positive and negative results. **Therefore, the sum of the numbers in each column will be larger than the total number of people tested.**

Reporting lab	Inconclusive	Negative	Positive	Percent positive	Total
CARENOW URGENT CARE		763	419	35%	1,182
UNIVERSITY OF ALABAMA AT BIRMINGHAM		1,143	27	2%	1,170
BAPTIST HEALTH SOUTH FLORIDA - COUNTRY WALK URGENT CARE EXPRESS		1,020	149	13%	1,169
EMERGENCY PHYSICIANS MEDICAL CENTER		253	915	78%	1,168
MINUTECLINIC LLC #4415		948	218	19%	1,166
PRIMEHEALTH URGENT CARE INC		992	155	14%	1,147
ADVENT HEALTH - DADE CITY		1,020	115	10%	1,135
PATIENTS FIRST - THOMASVILLE ROAD		997	134	12%	1,131
BAY MEDICAL CENTER SACRED HEART HEALTH SYSTEM		837	294	26%	1,131
NYU HOSPITALS CENTER CLINICAL LABORATORIES		1,095	34	3%	1,129
TEMPUS CLINICAL LABORATORY	9	986	121	11%	1,116
CAPSTONE HEALTHCARE		782	327	29%	1,109
ADVENTHEALTH CENTRA CARE CONWAY		974	133	12%	1,107
MINUTECLINIC LLC #5249		886	217	20%	1,103
VERITAS GENETICS	61	930	101	9%	1,092
PARRISH MEDICAL CENTER	1	971	117	11%	1,089
VAVA PARTNERS LLC		436	647	60%	1,083
PRO CLINIC		950	117	11%	1,067
RAINBOW RIVER MEDICAL LABORATORY		977	82	8%	1,059
AMELIA EXPRESS CARE		642	409	39%	1,051
BAPTIST HEALTH SOUTH FLORIDA - KEY BISCANE URGENT CARE EXPRESS		924	125	12%	1,049
QUICK CARE MED PL	2	880	158	15%	1,040
COASTAL LABORATORIES		796	229	22%	1,025
LAB24 INC	3	348	665	65%	1,016
EPN URGENT CARE NAPLES	2	746	262	26%	1,010
MINUTECLINIC LLC #5253		880	130	13%	1,010
TOM LEE COMMUNITY HEALTH CENTER		682	326	32%	1,008
PHYSICIANS PRIMARY CARE	2	860	145	14%	1,007
MEDEXPRESS URGENT CARE BOCA RATON		940	65	6%	1,005
ASCENSION SACRED HEART - GULF		764	230	23%	994
PHYSICIAN ASSOCIATES		890	91	9%	981
MINUTECLINIC LLC #3463		834	141	14%	975
VERITOR		837	119	12%	956
BAYFRONT HEALTH - CITRUS HILLS		804	151	16%	955
GENESIS LABORATORY MANAGEMENT	6	797	145	15%	948
VRL EUROFINIS - DALLAS		913	13	1%	926
NORTH FLORIDA PEDIATRICS-TALLAHASSEE		849	71	8%	920
DR G'S URGENT CARE		801	114	12%	915
MEDEXPRESS URGENT CARE - JAX ATLANTIC BLVD		812	89	10%	901
MINUTECLINIC LLC #5854		768	132	15%	900
HOLIDAY CVS LLC DBA CVSPHARMACY #5155		854	28	3%	882
FAST TRACK URGENT CARE CENTER		4	877	100%	881
GENE TOX WORLDWIDE	60	722	99	11%	881
LAKE WALES MEDICAL CENTER INC		777	96	11%	873
AMELIA EXPRESS CARE LLC		765	100	12%	865
MINUTECLINIC LLC #5190		730	134	16%	864
MINI ER WATERFORD LAKES, THE		748	111	13%	859



# COVID-19: testing by laboratory

Data through Dec 30, 2020 verified as of Dec 31, 2020 at 09:25 AM

Data in this report are provisional and subject to change.

The numbers in the table below represent the number of Florida and non-Florida residents for whom test results were received by the Department of Health. A person can be tested by more than one laboratory and can have both positive and negative results. **Therefore, the sum of the numbers in each column will be larger than the total number of people tested.**

Reporting lab	Inconclusive	Negative	Positive	Percent positive	Total
PENSACOLA PEDIATRICS PA	1	749	105	12%	855
STEWART REFERENCE LABORATORY	1	539	310	36%	850
PEDIATRIC HEALTH CARE ALLIANCE - NORTHDAL		776	67	8%	843
HISTOPATHOLOGY SERVICES, LLC		739	91	11%	830
SOLARIS HEALTHCARE PALATKA		808	14	2%	822
STAGEZERO LIFE SCIENCES INC	1	753	67	8%	821
UHEALTH CLINIC AT WALGREENS		672	146	18%	818
FLORIDA HOSPITAL ORLANDO		743	74	9%	817
LENCO MEDICAL LABORATORY		787	26	3%	813
MINUTECLINIC LLC #7886		717	95	12%	812
ST ANNES NURSING CENTER		794	17	2%	811
DOC SMILEYS URGENT CARE LLC		653	155	19%	808
ASCENSION ST VINCENT'S - CLAY		775	29	4%	804
CHARLES AIESI CONSULTING INC	2	712	85	11%	799
BAPTIST HEALTHCARE - JAY HOSPITAL		619	176	22%	795
WHITE WILSON MEDICAL CENTER		86	708	89%	794
NITE LITE PEDIATRICS		230	562	71%	792
PHAROS HEALTH		623	167	21%	790
PARAMOUNT URGENT CARE VILLAGES		506	281	36%	787
ELLENTON URGENT CARE		572	212	27%	784
ACCESS POINT HEALTHCARE URGENT & PRIMARY CARE		565	206	27%	771
MACDILL AIR FORCE BASE		709	51	7%	760
PRIMARY CARE OF THE TREASURE COAST		670	84	11%	754
BRASHEAR'S VITAL CARE CORP		504	243	33%	747
TREASURE COAST MEDICAL ASSOCIATES INC		586	160	21%	746
BAPTIST HEALTH EMERGENCY CENTER AT WEST CORAL WAY		566	179	24%	745
CAREFAST MURABELLA		501	240	32%	741
DYNIX DIAGNOSTICS	2	522	213	29%	737
CENTRA CARE		443	288	39%	731
COASTAL PEDIATRIC GROUP		642	85	12%	727
PARAMOUNT URGENT CARE INC		244	480	66%	724
SMA LAB		656	68	9%	724
ED FRASER MEMORIAL HOSPITAL		564	159	22%	723
NONE		308	415	57%	723
DEPARTMENT OF CLINICAL LABS		708	13	2%	721
NAPLES URGENT CARE	1	462	257	36%	720
DISNEY COVID TEST SITE		703	9	1%	712
ADVENT HEALTH LAB - ORLANDO		430	280	39%	710
BROWNWOOD CARE CENTER		628	77	11%	705
PREMIER MEDICAL LABORATORY SERVICES	1	463	222	32%	686
MINUTECLINIC LLC #5069		590	96	14%	686
MARION E FETHER MEDICAL CENTER, THE		628	52	8%	680
TYNDALL AIR FORCE BASE		529	149	22%	678
EUROFINS NTD, LLC		641	35	5%	676
INTEGRITY LABORATORIES, LLC	1	544	127	19%	672
MINI ER ADULT AND PEDIATRIC URGENT CARE		574	98	15%	672
MINUTECLINIC LLC #3705		592	73	11%	665

# COVID-19: testing by laboratory

Data through Dec 30, 2020 verified as of Dec 31, 2020 at 09:25 AM

Data in this report are provisional and subject to change.

The numbers in the table below represent the number of Florida and non-Florida residents for whom test results were received by the Department of Health. A person can be tested by more than one laboratory and can have both positive and negative results. **Therefore, the sum of the numbers in each column will be larger than the total number of people tested.**

Reporting lab	Inconclusive	Negative	Positive	Percent positive	Total
VENICE REGIONAL MEDICAL CENTER		573	86	13%	659
PALM HARBOR PHARMACY		567	90	14%	657
MINUTECLINIC LLC		569	88	13%	657
NCH HEALTHCARE SYSTEM MICROBIOLOGY LAB		1	652	100%	653
WILLOWBROOKE COURT AT EDGEWATER POINTE ESTATES		645	8	1%	653
CENTRA CARE – SOUTH ORANGE		476	175	27%	651
HOLMES REG MED CENTER CLINICAL LAB		549	97	15%	646
FLAGLER HOSPITAL LABORATORY	8	31	606	94%	645
MAVERICK LABS		456	186	29%	642
LABORATORY SPECIALISTS OF MICHIGAN		469	173	27%	642
NEIGHBORHOOD MEDICAL CENTER INC	9	584	48	7%	641
BOND URGENT CARE LLC		476	164	26%	640
TACACHALE CLINICAL LABORATORY		615	24	4%	639
THE HEALTH CENTER OF PLANT CITY		625	12	2%	637
MINUTECLINIC, LLC DBA MINUTECLINIC #4717		614	17	3%	631
BAPTIST HEALTH - MD ANDERSON CANCER CENTER		624	4	1%	628
NORTH OKALOOSA MEDICAL CENTER		379	249	40%	628
VITAS HEALTHCARE CORPORATION OF FLA		613	3	0%	616
NCHMD INC		502	114	19%	616
ADVENT HEALTH CENTRA CARE - MOUNT DORA		276	334	55%	610
Victoria Nursing and Rehabilitation Center		572	37	6%	609
HOLY CROSS HOSPITAL		12	596	98%	608
CVS HEALTH		433	169	28%	602
DOCTOR'S MEMORIAL HOSPITAL		464	137	23%	601
OPTUM LABS LLC		500	100	17%	600
MEDICAL FP – WHOLE FAMILY HEALTH CENTER		488	112	19%	600
PATIENTS FIRST - MAHAN DRIVE		164	435	73%	599
MINUTECLINIC LLC #5214		543	45	8%	588
Community_Health		471	115	20%	586
MINUTECLINIC LLC #3662		504	74	13%	578
LEE COUNTY EMERGENCY MEDICAL SERVICE		504	73	13%	577
PARAMOUNT URGENT CARE - CLERMONT		426	150	26%	576
ADVENT HEALTH CENTRA CARE - WATERFORD LAKES		481	94	16%	575
MINUTECLINIC LLC # 0514		518	56	10%	574
POINT OF CARE TESTING SITE		550	23	4%	573
MINUTE CLINIC LLC		497	75	13%	572
Tampa Lakes Health and Rehabilitation Center	2	500	65	11%	567
SANTA ROSA MEDICAL GROUP		462	98	18%	560
PALACE NURSING HOME & REHAB CENTER		553	7	1%	560
KENDALL HEALTHCARE PROPERTIES DBA	2	536	21	4%	559
ADDICTION LABS OF AMERICA	2	515	39	7%	556
NORTH FLORIDA PEDIATRICS - LAKE CITY		396	155	28%	551
VETERANS AFFAIRS MEDICAL CENTER - JAMES A HALEY			551	100%	551
MOUNT SINAI LABORATORY		527	22	4%	549
NORTH SHORE LIJ URGENT CARE PC		521	27	5%	548
VITAE DIAGNOSTICS		534	13	2%	547
MINUTECLINIC LLC # 3579		474	73	13%	547

# COVID-19: testing by laboratory

Data through Dec 30, 2020 verified as of Dec 31, 2020 at 09:25 AM

Data in this report are provisional and subject to change.

The numbers in the table below represent the number of Florida and non-Florida residents for whom test results were received by the Department of Health. A person can be tested by more than one laboratory and can have both positive and negative results. **Therefore, the sum of the numbers in each column will be larger than the total number of people tested.**

Reporting lab	Inconclusive	Negative	Positive	Percent positive	Total
COVANCE CLINICAL RESEARCH UNIT INC		535	11	2%	546
PRIMARY CARE SERVICES AT INDIAN RIVER ESTATES		534	9	2%	543
MANOR PINES CONVALESCENT CENTER LLC	1	526	16	3%	543
MINUTECLINIC LLC #7887		486	54	10%	540
HOLMES REGIONAL MEDICAL CENTER		5	531	99%	536
GENEIQ		506	27	5%	533
NCF DIAGNOSTICS & DNA TECHNOLOGIES	15	199	318	60%	532
ECCOLAB GROUP	1	143	387	73%	531
The Sands at South Beach		526	4	1%	530
ST JOHN'S NURSING CENTER		517	13	2%	530
UNIVERSITY OF WEST FLORIDA STUDENT HEALTH SERVICES	1	434	92	17%	527
TENNESSEE DOH - NASHVILLE	2	466	58	11%	526
COASTAL URGENT CARE		424	100	19%	524
PATIENTS FIRST LAKE ELLA MEDICAL CENTER		473	50	10%	523
SOUTHEAST ALABAMA MEDICAL CENT		471	49	9%	520
SHORELINE PHYSICIAN GROUP		333	186	36%	519
SEBASTIAN RIVER MEDICAL CENTER	2	401	114	22%	517
FLORIDA DEPARTMENT OF HEALTH IN POLK COUNTY	2	390	121	24%	513
MINUTECLINIC LLC #1067		444	68	13%	512
NORTHEAST FLORIDA NEUROLOGY CLINICS, INC		442	70	14%	512
TREE HOUSE PEDIATRICS PLLC		465	46	9%	511
ADVENTHEALTH EXPRESS CARE		316	193	38%	509
CREEKSIDE CARE CENTER	1	424	84	17%	509
MINUTECLINIC LLC #1055		396	111	22%	507
JOHN KNOX VILLAGE HEALTH CENTER		496	10	2%	506
APALACHEE CORRECTIONAL INSTITUTION EAST UNIT		491	12	2%	503
MINUTECLINIC LLC #1771		434	69	14%	503
C.W. BILL YOUNG VA MEDICAL CENTER		17	483	97%	500
MINUTECLINIC, LLC (CLINIC 10699)		432	68	14%	500
MID-FLORIDA PATHOLOGY		397	103	21%	500
GULF COAST VILLAGE		474	25	5%	499
MOLECULAR INFECTIOUS DISEASES		492	7	1%	499
GULF COAST MOLECULAR LABORATORIES	11	414	73	15%	498
MINUTECLINIC LLC #8396		435	62	12%	497
MINUTECLINIC LLC # 3686		414	80	16%	494
GOLDEN GLADES NURSING & REHABILITATION CTR		486	7	1%	493
PALM GARDEN OF PORT SAINT LUCIE		488	5	1%	493
CLINICAL PATHOLOGY LABS		386	106	22%	492
LIFE CARE CENTER OF NEW PORT RICHEY		460	30	6%	490
VETERANS AFFAIRS MEDICAL CENTER - BAY PINES		17	465	96%	482
MED FAST URGENT CARE CENTER		233	249	52%	482
VILLA MARIA NURSING & REHAB CENTER INC	1	469	11	2%	481
DAVITA LABORATORY		426	55	11%	481
ARCPOINT LABS OF CORAL SPRINGS FL		445	35	7%	480
MEDICAL VB		368	111	23%	479
MINUTECLINIC LLC #7173		428	51	11%	479
PROJECT HEALTH, INC SUMTERVILLE	5	408	62	13%	475

# COVID-19: testing by laboratory

Data through Dec 30, 2020 verified as of Dec 31, 2020 at 09:25 AM

Data in this report are provisional and subject to change.

The numbers in the table below represent the number of Florida and non-Florida residents for whom test results were received by the Department of Health. A person can be tested by more than one laboratory and can have both positive and negative results. **Therefore, the sum of the numbers in each column will be larger than the total number of people tested.**

Reporting lab	Inconclusive	Negative	Positive	Percent positive	Total
KEYS AHEC SCHOOL MEDICAL CLINIC	6	407	57	12%	470
LAKELAND REGIONAL HEALTH - PWC/OB		35	433	93%	468
LIFE CARE CENTER OF ORANGE PARK		456	9	2%	465
INTERLACHEN PEDIATRICS		444	20	4%	464
WOODLANDS MEDICAL SPECIALISTS		346	118	25%	464
MEDRITE MEDICAL CARE, PC	221	216	25	5%	462
MINUTECLINIC LLC #3635		413	49	11%	462
JACKSON MEMORIAL LONG TERM CARE CENTER		449	12	3%	461
Signature HealthCare Center of Waterford		446	13	3%	459
CLARITY LABS		396	63	14%	459
LIFE CARE CENTER OF HILLIARD		446	10	2%	456
ANY LAB TEST NOW	1	310	145	32%	456
MINUTECLINIC LLC #3291		405	50	11%	455
ALTRU DIAGNOSTICS INC	2	427	25	6%	454
CONSULATE HEALTHCARE OF VERO BEACH	12	418	22	5%	452
NORTH FLORIDA PEDIATRICS PA - SUWANNEE		368	84	19%	452
EDEN SPRINGS NURSING AND REHAB CENTER		366	85	19%	451
FISHERMENS HOSPITAL CLINICAL LAB		416	34	8%	450
CONSULATE HEALTH CARE OF NEW PORT RICHEY		439	11	2%	450
MINUTECLINIC LLC #1821		397	49	11%	446
CLEWISTON NURSING AND REHABILITATION CENTER		441	4	1%	445
NEW YORK HOSPITAL LABORATORIES	1	431	11	2%	443
MEMORIAL PEMBROKE 24/7 CARE CENTER		338	102	23%	440
EMERALD SHORES HEALTH AND REHABILITATION		354	82	19%	436
ST CLOUD REGIONAL MEDICAL CENTER CLINICAL LAB		378	56	13%	434
MIAMI JEWISH HEALTH SYSTEMS		417	16	4%	433
ADVENT HEALTH CENTRA CARE - PORT ORANGE		29	402	93%	431
AVECINA MEDICAL JULINGTON	1	240	189	44%	430
PALM GARDEN OF VERO BEACH		395	34	8%	429
SMA SPECIALTY MEDICAL LAB		115	311	73%	426
THERADOC		152	273	64%	425
JACKSON MEMORIAL PERDUE MEDICAL CENTER		412	13	3%	425
MYTEST DIAGNOSTICS		395	29	7%	424
MINUTECLINIC LLC # 3930		373	50	12%	423
ENZO CLINICAL LABS INC	2	404	16	4%	422
RIVER GARDEN HEBREW HOME FOR THE AGED		377	45	11%	422
HEALTH CENTER AT BRENTWOOD	1	386	33	8%	420
GARCIA CLINICAL LABORATORY		28	392	93%	420
FLO-MEDILAB SERVICES LLC		186	233	56%	419
NEW PLANT CITY FAMILY CARE	1	221	193	47%	415
FOUNTAIN MANOR HEALTH AND REHAB CENTER	1	401	13	3%	415
Southern Oaks Care Center	1	386	27	7%	414
Good Samaritan Society Kissimmee Village		356	58	14%	414
HMA SANTA ROSA MEDICAL CENTER LLC DBA		326	87	21%	413
LEHIGH REGIONAL MEDICAL CENTER LAB		371	41	10%	412
FLORIDA DEPT OF HEALTH IN BREVARD COUNTY	3	348	60	15%	411
FORT MYERS INTERNAL MEDICINE, LLC		377	34	8%	411



# COVID-19: testing by laboratory

Data through Dec 30, 2020 verified as of Dec 31, 2020 at 09:25 AM

Data in this report are provisional and subject to change.

The numbers in the table below represent the number of Florida and non-Florida residents for whom test results were received by the Department of Health. A person can be tested by more than one laboratory and can have both positive and negative results. **Therefore, the sum of the numbers in each column will be larger than the total number of people tested.**

Reporting lab	Inconclusive	Negative	Positive	Percent positive	Total
INTELEX LABS, LLC		393	17	4%	410
THE PRESERVE		406	4	1%	410
MINUTECLINIC LLC #3671		366	44	11%	410
Point of Care Testing	1	105	304	74%	410
PROHEALTH MEDICAL CLINIC		65	344	84%	409
MINUTECLINIC LLC #3814		331	74	18%	405
VETERANS AFFAIRS MEDICAL CENTER		40	362	90%	402
MINUTECLNIC LLC		356	45	11%	401
LAUDERDALE NURSING CENTER LLC	1	385	13	3%	399
ADVENT HEALTH CENTRA CARE - WINTER PARK		260	139	35%	399
TIDE LABORATORIES		356	42	11%	398
MINUTECLINIC LLC #3003		310	88	22%	398
SPECTOR SCIENTIFIC LAB	1	188	206	52%	395
Q ANSWER LAB	1	363	30	8%	394
BROAD INSTITUTE CLINICAL SEQUENCING RESEARCH PLATFORM	1	385	8	2%	394
MINI ER AND URGENT CARE		289	105	27%	394
HILLCREST HEALTH CARE & REHABILITATION CENTER		385	8	2%	393
THE PALACE AT HOMESTEAD	1	379	13	3%	393
VALENCIA HILLS HEALTH AND REHABILITATION CENTER		385	8	2%	393
MINUTECLINIC LLC #4458		323	68	17%	391
NCH HEALTHCARE BONITA		285	104	27%	389
INTERLACHEN PEDIATRICS PA		370	19	5%	389
BARBER		13	376	97%	389
PALM GARDEN OF JACKSONVILLE	2	342	43	11%	387
Crestview Rehabilitation Center	3	261	123	32%	387
MINUTECLINIC, LLC #4015		293	93	24%	386
MANOR AT CARPENTERS		363	21	5%	384
READY RESPONDERS FLORIDA, PLLC		332	52	14%	384
ETHOS WELLNESS PHARMACY		356	28	7%	384
HENDRY REGIONAL MEDICAL CENTER CLINICAL LABORATORY		278	105	27%	383
The Manor at Blue Water Bay		346	34	9%	380
WILLOW BROOKE COURT AT INDIAN RIVER ESTATES		345	35	9%	380
WHOLE FAMILY HEALTH CENTER INC		307	71	19%	378
MIDWAY SPECIATLY CARE CENTER		247	130	34%	377
BAYA PHARMACY WEST		8	368	98%	376
MOORINGS PARK INSTITUTE, INC, THE		362	12	3%	374
NEW YORK PRESBYTERIAN - CUMC CLINICAL		358	16	4%	374
PENSACOLA PEDIATRICS	1	252	120	32%	373
CYPRESS VILLAGE		361	11	3%	372
MINUTECLINIC LLC #7973		317	54	15%	371
MEDONE URGENT CARE CENTER		149	222	60%	371
URGENT CARE BETHESDA	1	318	52	14%	371
PRIMARY CARE SERVICES AT ST ANDREWS ESTATES		370			370
HENDRY REGIONAL MEDICAL CENTER		107	263	71%	370
WEST GABLES HEALTH CARE CENTER		360	9	2%	369
HARTS HARBOR HEALTH CARE CENTER		366	3	1%	369
NAVAL HOSPITAL - JACKSONVILLE		41	327	89%	368

# COVID-19: testing by laboratory

Data through Dec 30, 2020 verified as of Dec 31, 2020 at 09:25 AM

Data in this report are provisional and subject to change.

The numbers in the table below represent the number of Florida and non-Florida residents for whom test results were received by the Department of Health. A person can be tested by more than one laboratory and can have both positive and negative results. **Therefore, the sum of the numbers in each column will be larger than the total number of people tested.**

Reporting lab	Inconclusive	Negative	Positive	Percent positive	Total
Colonial Lakes Health Care		362	6	2%	368
COASTAL PHYSICIANS, LLC		277	90	25%	367
ADVENT HEALTH - TAMPA		148	217	59%	365
Williston Care Center		355	7	2%	362
Plantation Bay Rehabilitation Center		356	6	2%	362
MINUTECLINIC LLC #476		304	57	16%	361
PALM BAY HOSPITAL CLINICAL LABORATORY		192	167	47%	359
GROWING TOGETHER PEDIATRICS LLC		332	27	8%	359
DOCTORS CENTER,THE		287	72	20%	359
DOH - INDIAN RIVER		293	65	18%	358
MEDONE URGENT CARE AT ST. AUGUSTINE		111	247	69%	358
CLIFFORD CHESTER SIMS STATE VETERANS		352	5	1%	357
SANTA ROSA CENTER FOR REHABILITATION AND HEALING		305	51	14%	356
INFORM DIAGNOSTICS		349	6	2%	355
ST ANDREWS BAY SKILLED NURSING &		346	9	3%	355
FAIR HAVENS CENTER, OPCO		349	5	1%	354
ADVENT HEALTH CENTRA CARE - LAKE MARY	2	99	249	71%	350
BALDOMERO LOPEZ STATE VETERANS NURSING HOME	2	346	2	1%	350
BALDWIN PEDIATRICS	1	330	18	5%	349
LIFE CARE CENTER OF PENSACOLA		334	15	4%	349
BAYSHORE DIAGNOSTICS		309	40	11%	349
MINUTECLINIC LLC #7225		298	50	14%	348
PARKLANDS FACILITY INC	4	340	4	1%	348
SANFORD LABORATORIES		325	23	7%	348
VETERANS AFFAIRS MEDICAL CENTER - GAINESVILLE		2	346	99%	348
MINUTECLINIC LLC #4024		304	43	12%	347
PALM GARDEN OF OCALA		330	16	5%	346
NORTH FLORIDA PEDIATRICS PA		298	47	14%	345
CITY MEDICAL OF NEW JERSEY, PC		314	31	9%	345
KETAMINE HEALTH CENTERS LLC		315	27	8%	342
UR MEDICINE LABS- CENTRAL LABORATORY		328	14	4%	342
VILLAGE AT VIENNA SQUARE,THE	6	329	5	1%	340
SOLARIS HEALTHCARE CHARLOTTE HARBOR		322	18	5%	340
SELECT REFERENCE LABORATORIES, LLC	1	326	12	4%	339
MY CLINICAL LAB		224	115	34%	339
FAMILY HEALTH CENTERS OF SWF LABS	2	283	54	16%	339
MINUTECLINIC, LLC #3204		277	60	18%	337
GENESIS DIAGNOSTICS		234	101	30%	335
NORTH FLORIDA REHABILITATION & SPECIALTY CARE		332	3	1%	335
MINUTECLINIC LLC #3285		294	40	12%	334
NSPIRE HEALTHCARE MIAMI LAKES	3	322	9	3%	334
INDIAN RIVER CTR, LLC		304	30	9%	334
CORAL BAY HEALTHCARE AND REHABILITATION	1	328	5	1%	334
CATALYST WALK IN CLINIC		252	82	25%	334
CRUCIAL CARE EMERGENCY MEDICINE DOCTORS		273	60	18%	333
HARBOUR HEALTH CENTER		328	4	1%	332
GOLDEN GATE FAMILY CLINIC		83	249	75%	332



# COVID-19: testing by laboratory

Data through Dec 30, 2020 verified as of Dec 31, 2020 at 09:25 AM

Data in this report are provisional and subject to change.

The numbers in the table below represent the number of Florida and non-Florida residents for whom test results were received by the Department of Health. A person can be tested by more than one laboratory and can have both positive and negative results. **Therefore, the sum of the numbers in each column will be larger than the total number of people tested.**

Reporting lab	Inconclusive	Negative	Positive	Percent positive	Total
PEDIATRICS OF CENTRAL FLORIDA PA	10	298	22	7%	330
VRL EUROFINs		320	10	3%	330
MINUTECLINIC LLC #3257		262	68	21%	330
SIPARADIGM, DIAGNOSTIC INFORMATICS		273	57	17%	330
FERNANDINA BEACH REHAB AND NURSING	1	325	3	1%	329
PEDIATRIC HEALTHCARE ALLIANCE PA		301	28	9%	329
ARCPPOINTS LABS		294	35	11%	329
NORTH PINELLAS STATMED QUICK QUALITY CLINICS		236	92	28%	328
FIU-HEALTH AUXILIARY LABORATORY		302	26	8%	328
Stacey Health Care Centers Inc. dba Riverside Care Center		305	22	7%	327
TRI-COUNTY NURSING AND REHABILITATION CENTER INC		311	15	5%	326
TREASURE COAST COMMUNITY HEALTH	3	287	35	11%	325
USAFSAM/PHE		173	150	46%	323
PHYSICIANS PRIMARY CARE LAB		277	41	13%	318
ABBEEY DELRAY		315	3	1%	318
MIDWAY SPECIALTY CARE CENTER	3	202	113	36%	318
CITRUS NURSING CENTER LLC		303	15	5%	318
CORE DIAGNOSTIC LABORATORIES LLC		236	79	25%	315
MANOR CARE HEALTH SERVICES - FT MYERS		306	9	3%	315
MAYFLOWER ASSISTED LIVING		314	1	0%	315
RUSKIN HEALTH CENTER		205	109	35%	314
SIGNATURE HEALTHCARE OF BROOKWOOD GARDENS		313	1	0%	314
MINUTECLINIC LLC #3654		266	48	15%	314
GENESIS MEDICAL LABORATORY MIAMI FL.		83	229	73%	312
BOND AND STEELE CLINIC PA		181	131	42%	312
FLORIDA HOSPITAL WAUCHULA		208	103	33%	311
FLORIDA HOSPITAL MEDICAL GROUP		242	69	22%	311
BLOUNTSTOWN REHABILITATION CENTER LLC		217	94	30%	311
ADVENT HEALTH CENTRA CARE - LEESBURG		13	297	96%	310
EAST LAKE PEDIATRICS		251	57	19%	308
RICARDO NAVARRO DO PA		282	26	8%	308
MANOR OAKS NURSING & REHAB CENTER	2	305	1	0%	308
MEDSCAN LABORATORY INC	1	161	145	47%	307
APP-UNIPATH, LLC	2	292	12	4%	306
MEDEXPRESS LUTZ		3	302	99%	305
MINUTECLINIC LLC #4201		271	34	11%	305
CORAL TRACE HEALTH CARE	1	299	5	2%	305
MINUTECLINIC LLC, #10357		303	1	0%	304
PALM GARDEN OF TAMPA		301	2	1%	303
LITTLE PINE PEDIATRICS		199	102	34%	301
FLORIDA GULF COAST UNIVERSITY		151	149	50%	300
CONSULATE HEALTH CARE OF BAYONET POINT	3	290	5	2%	298
MAIN STREET MEDICAL CENTER		9	289	97%	298
ADVENT HEALTH CENTRA CARE - PALM COAST		41	257	86%	298
MEDICAL CENTER CLINIC-IMMEDIATE CARE	1	248	49	16%	298
ADVENT HEALTH CENTRA CARE - TITUSVILLE		56	241	81%	297
Palmetto Subacute Care Center		290	7	2%	297

# COVID-19: testing by laboratory

Data through Dec 30, 2020 verified as of Dec 31, 2020 at 09:25 AM

Data in this report are provisional and subject to change.

The numbers in the table below represent the number of Florida and non-Florida residents for whom test results were received by the Department of Health. A person can be tested by more than one laboratory and can have both positive and negative results. **Therefore, the sum of the numbers in each column will be larger than the total number of people tested.**

Reporting lab	Inconclusive	Negative	Positive	Percent positive	Total
NCHMD, INC SOUTHEAST IMMEDIATE CARE		220	77	26%	297
BAPTIST PRIMARY CARE	2	236	59	20%	297
BUENA VISTA URGENT CARE		264	32	11%	296
ASAP LAB LLC		198	98	33%	296
FLAGLER COUNTY HEALTH DEPARTMENT		254	41	14%	295
AMERICA'S PHARMACY LLC		259	35	12%	294
Life Care Center of Ocala		277	16	5%	293
ORCHARD PARK HEALTH & REHABILITATION		289	2	1%	291
Ocala Health and Rehabilitation Center		283	8	3%	291
NORTHWEST MEDICAL CENTER CLINICAL LABORATORY		175	116	40%	291
HAINES CITY REHABILITATION AND NURSING CENTER		280	11	4%	291
FLORIDA DEPARTMENT OF HEALTH CLAY COUNTY	1	206	82	28%	289
AUBURN UNIVERSITY MEDICAL CLINIC		227	62	21%	289
LIFEBRITE	1	118	167	58%	286
DELTONA HEALTH CARE		263	23	8%	286
CHILDRENS MEDICAL ASSOCIATION		264	22	8%	286
ADVENTHEALTH MEDICAL GROUP PROMPT CARE		209	76	27%	285
SPECIALTY HEALTH AND REHABILITATION CENTER		260	24	8%	284
CAPE CANAVERAL HOSPITAL		145	139	49%	284
VETERANS AFFAIRS MEDICAL CENTER - LAKE CITY		52	231	82%	283
Life Care Center at Wells Crossing		268	15	5%	283
BOCA BIOLISTICS REFERENCE LABORATORY	2	185	95	34%	282
LAKELAND REGIONAL HEALTH SYSTEMS INC		16	266	94%	282
URGENT CARE OF THE PALM BEACHES		3	278	99%	281
ORLANDO HEALTH CENTER FOR REHABILITATION		274	6	2%	280
BIOCEPT		264	16	6%	280
PALM GARDEN OF GAINESVILLE	2	275	2	1%	279
PHYSICIANS STAT LAB INC		235	44	16%	279
PALMS OF SEBRING		259	18	6%	277
PRUITT HEALTH-SANTA ROSA		275	2	1%	277
PHYSICIANS REGIONAL WALK-IN		184	92	33%	276
MEDFAST URGENT CARE CENTERS		8	268	97%	276
Quest Diag Unspecifd		177	98	36%	275
LPG COCONUT POINT		225	49	18%	274
XYZ LABORATORY	2	246	26	9%	274
CLARIDGE HOUSE NURSING CENTER		262	12	4%	274
FLORIDA HOSPITAL HEARTLAND MED CTR LAKE PLACID		202	71	26%	273
WESTCHESTER GARDENS LIMITED PARTNERSHIP		268	5	2%	273
ROLLINS COLLEGE WELLNESS CENTER		130	142	52%	272
MINUTECLINIC LLC #5216		234	38	14%	272
24 HOUR PEDIATIC CARE CENTER	1	249	21	8%	271
VITAS HEALTHCARE CORP OF CENTRAL FL		265	6	2%	271
SPRING HILL HEALTH AND REHABILITATION CENTER		257	13	5%	270
MEDFAST URGENT CARE CENTER		82	187	70%	269
CARENOW URGENT CARE - FORT PIERCE		175	93	35%	268
BRIDGEWATER PARK HEALTH AND REHAB		257	11	4%	268
BENTON PEDIATRICS INC		244	23	9%	267

# COVID-19: testing by laboratory

Data through Dec 30, 2020 verified as of Dec 31, 2020 at 09:25 AM

Data in this report are provisional and subject to change.

The numbers in the table below represent the number of Florida and non-Florida residents for whom test results were received by the Department of Health. A person can be tested by more than one laboratory and can have both positive and negative results. **Therefore, the sum of the numbers in each column will be larger than the total number of people tested.**

Reporting lab	Inconclusive	Negative	Positive	Percent positive	Total
GOOD SAMARITAN SOCIETY-DAYTONA		262	5	2%	267
AVELLINO LAB USA, INC	1	256	9	3%	266
SPRINGTREE REHAB & HEALTH CARE CENTER		256	10	4%	266
BUFFALO CROSSING HEALTHCARE & REHABILITATION CTR		258	7	3%	265
Cypress Cove Care Center		174	90	34%	264
SUWANNEE HEALTH AND REHABILITATION CENTER		260	4	2%	264
AURORA DIAGNOSTICS BERNHARDT LABORATORIES PATHOLOGY SERVICE		190	73	28%	263
CLIFFORD CHESTER SIMS VA NURSING HOME		251	9	3%	260
CONSULATE HEALTHCARE OF KISSIMMEE		247	12	5%	259
GANDY CROSSING CARE CENTER	1	246	12	5%	259
FLORIDA WOMAN CARE LABORATORY LLC		232	26	10%	258
BLUE MED CONSULTANTS		249	8	3%	257
MANOR CARE NURSING CENTER OF SARASOTA FL LLC		252	5	2%	257
BAY VILLAGE OF SARASOTA INC		254	2	1%	256
HOMESTEAD MANOR	2	214	40	16%	256
MINUTECLINIC LLC #3648		202	54	21%	256
MICHAEL A MIDDLETON MD PA		247	8	3%	255
J AND G MEDICAL GROUP LLC		221	34	13%	255
BREVARD HEALTH ALLIANCE		116	139	55%	255
SHORE ACRES CARE CENTER		246	8	3%	254
ASCEND CLINICAL	2	232	20	8%	254
MANORCARE HEALTH SERVICES - VENICE		207	47	19%	254
QUALITOX LABORATORIES		105	149	59%	254
VILLAGE DOCTORS FAMILY MEDICAL CENTER OF		202	51	20%	253
VITAS LUTHERAN TOWERS INPATIENT PROGRAM		245	7	3%	252
Manatee Springs Rehabilitation and Nursing Center		240	12	5%	252
HOPE HOSPICE AND COMMUNITY SERVICES INC	6	240	6	2%	252
KEY WEST HEALTH AND REHAB	1	246	5	2%	252
ST JUDE CHILDREN'S RESEARCH HOSPITAL		239	13	5%	252
AVENTURA REHAB AND NURSING CENTER		248	4	2%	252
FAIRWAY OAKS CENTER LLC	5	240	5	2%	250
Timberridge Center for Rehabilitation and Healing		227	23	9%	250
EAST LAKE PEDIATRICS PA		228	21	8%	249
AFC URGENT CARE SEMINOLE			248	100%	248
MINUTECLINIC LLC #1815		225	23	9%	248
HEALTHY STEPS PEDIATRICS		220	27	11%	247
CONSULATE HEALTH CARE OF SAFETY HARBOR		243	3	1%	246
MARTIN MEMORIAL MEDICAL CENTER LAB		128	118	48%	246
SHELL POINT VILLAGE MEDICAL CENTER		246			246
LabCorp (Non-Interfaced)	1	109	135	55%	245
ADVENT HEALTH CENTRA CARE - ORMOND BEACH		98	146	60%	244
FIRST QUALITY LABORATORY		226	17	7%	243
OCEAN VIEW NURSING AND REHAB CENTER		233	10	4%	243
ROSEWOOD HEALTHCARE & REHABILITATION CENTER		239	4	2%	243
Marshall Health and Rehabilitation Center		241	2	1%	243
LIFE CARE PONTE VEDRA INC		240	3	1%	243
SOLARIS HEALTHCARE PARKWAY	1	239	2	1%	242

# COVID-19: testing by laboratory

Data through Dec 30, 2020 verified as of Dec 31, 2020 at 09:25 AM

Data in this report are provisional and subject to change.

The numbers in the table below represent the number of Florida and non-Florida residents for whom test results were received by the Department of Health. A person can be tested by more than one laboratory and can have both positive and negative results. **Therefore, the sum of the numbers in each column will be larger than the total number of people tested.**

Reporting lab	Inconclusive	Negative	Positive	Percent positive	Total
HERON POINTE HEALTH AND REHABILITATION	1	240			241
HARDEE MANOR HEALTH CARE CENTER	1	238	2	1%	241
GOOD SAMARITAN CARES		236	5	2%	241
STARKE FAMILY MEDICAL CENTER		192	49	20%	241
HALIFAX MEDICAL CENTER-PORT ORANGE LAB		207	33	14%	240
ADVENT HEALTH CENTRA CARE - ALTAMONTE SPRINGS		145	94	39%	239
MINUTECLINIC LLC # 7933		201	37	16%	238
MINUTECLINIC LLC #4612		188	49	21%	237
DIAMOND RIDGE HEALTH AND REHABILITATION CENTER		222	15	6%	237
FL HUD DESTIN, LLC D/B/A GRAND BOULEVARD HEALTH		208	29	12%	237
BROOKSVILLE HEALTHCARE CENTER LLC		235	1	0%	236
SIGNATURE HEALTHCARE OF NORTH FLORIDA		234	2	1%	236
BROWARD NURSING & REHABILITATION CTR	8	226	2	1%	236
ADVENT HEALTH CENTRA CARE - UNIVERSITY	1	95	140	59%	236
MINUTECLINIC, LLC #3245		168	68	29%	236
LAKE EUSTIS HEALTH AND REHABILITATION CENTER		234	2	1%	236
MINUTECLINIC LLC #8381		192	44	19%	236
PERSONALIZED GENETIC TESTING	1	142	92	39%	235
DBI HEALTH INC		228	7	3%	235
MALABAR/ADVENT CENTRA CARE		47	188	80%	235
PREMIER PLACE AT THE GLENVIEW		227	7	3%	234
MEMPHIS PATHOLOGY LABORATORY	4	212	17	7%	233
HEATHER HILL HEALTHCARE CENTER		195	38	16%	233
KISSIMMEE FACILITY OPERATIONS LLC		225	7	3%	232
Fernandina Beach Rehabilitation and Nursing Center		230	1	0%	231
Bay Breeze Senior Living and Rehabilitation Center		181	50	22%	231
renaissance health and rehabilitation center		229	2	1%	231
AFC URGENT CARE FAMILY CARE			231	100%	231
Vi at Lakeside Village Skilled Nursing		229	2	1%	231
ROSEWOOD HEALTH AND REHABILITATION CENTER		224	5	2%	229
ROSEN MEDICAL CENTER		204	25	11%	229
OAK HAMMOCK AT THE UNIVERSITY OF FLORIDA		223	6	3%	229
PALM GARDEN OF CLEARWATER		215	14	6%	229
REGENTS PARK AT AVENTURA		221	7	3%	228
ADVENT HEALTH CENTRA CARE - COLONIAL TOWN	1	175	51	22%	227
LOOP PEDIATRICS PA		200	27	12%	227
TAMARAC REHABILITATION & HEALTH CENTER		227			227
SEA BREEZE REHAB AND NURSING CENTER		224	3	1%	227
ARCHER HEALTH VENTURES, LLC		204	22	10%	226
OSPREY LODGE		215	11	5%	226
Solaris HealthCare Windermere		221	5	2%	226
BOCA GRANDE HEALTH CLINIC		211	15	7%	226
SABAL PALMS HEALTH AND REHAB		183	42	19%	225
CHILDRENS MEDICAL ASSOCIATION PA		200	25	11%	225
AFC URGENT CARE CLEARWATER		104	121	54%	225
LEHIGH VALLEY GENOMICS			224	100%	224
Solaris Healthcare Daytona	1	220	3	1%	224



# COVID-19: testing by laboratory

Data through Dec 30, 2020 verified as of Dec 31, 2020 at 09:25 AM

Data in this report are provisional and subject to change.

The numbers in the table below represent the number of Florida and non-Florida residents for whom test results were received by the Department of Health. A person can be tested by more than one laboratory and can have both positive and negative results. **Therefore, the sum of the numbers in each column will be larger than the total number of people tested.**

Reporting lab	Inconclusive	Negative	Positive	Percent positive	Total
ELLENTON PEDIATRICS		206	17	8%	223
Destin Healthcare and Rehabilitation Center	1	217	5	2%	223
LYNN HAVEN SPORTS COMPLEX-WALKON CLINIC		20	203	91%	223
JACKSONVILLE BEACH PEDIATRIC CARE CENTER□		201	22	10%	223
Bayside Care Center	1	216	6	3%	223
PruittHealth Panama City	1	204	17	8%	222
BAY TREE CARE AND REHABILITATION CENTER		197	25	11%	222
MANDARIN PEDIATRICS		209	12	5%	221
HARBOURWOOD	1	216	4	2%	221
HEALTH CENTRAL PARK		178	43	19%	221
PruittHealth Santa Rosa		195	26	12%	221
FLORIDA DEPARTMENT OF HEALTH		192	27	12%	219
CHIPOLA HEALTH AND REHAB		206	11	5%	217
LAKE PORT SQUARE		200	17	8%	217
DAVID SCOTT MADWAR MD PA□		198	19	9%	217
THE MANOR AT CARPENTERS		185	32	15%	217
Glades West Rehabilitation and Nursing Center		215	1	0%	216
ST. CLOUD REGIONAL MEDICAL CENTER		199	17	8%	216
EXPRESS URGENT CARE LLC		1	215	100%	216
Boynton Beach Rehabilitation Center	2	213	1	0%	216
MINUTECLINIC LLC #5924		177	39	18%	216
MEDIPATH		10	206	95%	216
PROTEUS MOLECULAR AND CLINICAL LAB	1	144	71	33%	216
LUTHERAN HAVEN		212	3	1%	215
TERRACES OF LAKE WORTH CARE CENTER□		214			214
GATEWAY/ADVENT CENTRA CARE	1	24	189	88%	214
BUREAU OF CLINICAL LABORATORIES		178	36	17%	214
Sunset Point Center		210	2	1%	212
PCB CLINIC		167	45	21%	212
POCONO MEDICAL CENTER		212			212
SUNRISE DIAGNOSTIC LABORATORY		158	53	25%	211
Consulate Health Care of North Fort Myers		203	8	4%	211
THE PALACE MANAGEMENT - THE PALACE AT CORAL GABLES		211			211
BLOCK, NATION, CHASE, AND SMOLEN FAMILY MEDICINE		157	54	26%	211
DIAMOND RIDGE HEALTH AND REHABILITATION		199	12	6%	211
ADVENT HEALTH CENTRA CARE		104	106	50%	210
PARKS HEALTHCARE & REHABILITATION CTR	4	205	1	0%	210
AFC URGENT CARE TYRONE		2	208	99%	210
RULEME CENTER	2	201	7	3%	210
The Palace Nursing and Rehabilitation Center		209			209
CONSULATE HEALTH CARE OF WINTER HAVEN		209			209
TELESCOPE HEALTH LLC	2	158	47	23%	207
Heritage Healthcare at Tallahassee		205	2	1%	207
TUSKAWILLA NURSING AND REHAB CENTER	2	200	4	2%	206
TIERRA PINES CENTER		197	9	4%	206
MINUTECLINIC LLC #1807		171	34	17%	205
TGH		1	204	100%	205

# COVID-19: testing by laboratory

Data through Dec 30, 2020 verified as of Dec 31, 2020 at 09:25 AM

Data in this report are provisional and subject to change.

The numbers in the table below represent the number of Florida and non-Florida residents for whom test results were received by the Department of Health. A person can be tested by more than one laboratory and can have both positive and negative results. **Therefore, the sum of the numbers in each column will be larger than the total number of people tested.**

Reporting lab	Inconclusive	Negative	Positive	Percent positive	Total
SPRINGS AT BOCA CIEGA BAY,THE		198	6	3%	204
HOMESTEAD VILLAGE		201	3	1%	204
LAKE PARK OF MADISON		200	4	2%	204
Taylor Care Center		201	2	1%	203
FULGENT GENETICS	2	162	38	19%	202
ST JAMES HEALTH AND REHABILITATION CENTER		186	16	8%	202
PEDIATRICS IN BREVARD PA		188	14	7%	202
POLK COUNTY HEALTH DEPARTMENT		178	24	12%	202
HEALTH FIRST - HOLMES REGIONAL MEDICAL CENTER		32	170	84%	202
Governors Creek Health and Rehabilitation	1	198	2	1%	201
VAMC WEST PALM LAB		5	196	98%	201
ORCHARD RIDGE CARE AND REHABILITATION CENTER		199	1	1%	200
BAYA POINTE NURSING AND REHABILITATION		118	82	41%	200
DOCTORS MEMORIAL FAMILY MEDICINE	2	136	62	31%	200
ORANGE COUNTY HEALTH DEPT		191	8	4%	199
FLORIDA CLINICAL LABORATORY-BIOREFERENCE LABORATORIES		64	135	68%	199
PALM GARDEN OF AVENTURA		198	1	1%	199
ABBOTT LABORATORIES		142	57	29%	199
GRAND COURT TAMPA		198	1	1%	199
DEPARTMENT OF HEALTH & HUMAN SERVICES		198			198
CALHOUN LIBERTY HOSPITAL		139	59	30%	198
PATHGROUP LABS LLC		94	104	53%	198
W FRANK WELLS NURSING HOME		172	26	13%	198
EDGEWATER AT WATERMAN VILLAGE,THE		188	10	5%	198
SOLARIS HEALTHCARE OSCEOLA		192	5	3%	197
HARDEE COUNTY HEALTH DEPARTMENT		157	39	20%	196
MIAMI JEWISH HEALTH SYSTEMS, INC	1	188	7	4%	196
PEDIATRIC HEALTH CARE ALLIANCE, PA		178	18	9%	196
JACKSON PLAZA NURSING & REHAB CENTER		194	1	1%	195
AMERICAN FAMILY CARE PENSACOLA WEST		1	194	99%	195
FELLOWSHIP HOME AT THE FAIRWAY LLC		191	3	2%	194
SABAL DIRECT PRIMARY CARE, PA		163	30	16%	193
Chatsworth at PGA National, LLC		187	5	3%	192
ASSOCIATESMD MEDICAL GROUP INC		159	33	17%	192
MOLECULAR TESTING LABS		156	36	19%	192
ADVENT HEALTH - CARROLLWOOD	4	166	22	11%	192
ELMHURST HOSPITAL CENTER	1	183	8	4%	192
SERANADES BY SONATA WEST ORANGE		170	21	11%	191
SUN COUNTRY PEDIATRICS PLLC	6	170	15	8%	191
USA HEALTH UNIVERSITY HOSPITAL CLINICAL LABORATORY	1	187	2	1%	190
SILVER CREEK SENIOR LIVING COMMUNITY		188	1	1%	189
Solaris Healthcare Coconut Creek		187	2	1%	189
WOMEN'S CARE FLORIDA LABORATORY		183	5	3%	188
ManorCare Health Services-Palm Harbor		188			188
SIGNATURE HEALTHCARE AT THE COURTYARD		142	46	24%	188
HAVEN OF OUR LADY OF PEACE INC		184	4	2%	188
Bayside Health and Rehabilitation		164	24	13%	188



# COVID-19: testing by laboratory

Data through Dec 30, 2020 verified as of Dec 31, 2020 at 09:25 AM

Data in this report are provisional and subject to change.

The numbers in the table below represent the number of Florida and non-Florida residents for whom test results were received by the Department of Health. A person can be tested by more than one laboratory and can have both positive and negative results. **Therefore, the sum of the numbers in each column will be larger than the total number of people tested.**

Reporting lab	Inconclusive	Negative	Positive	Percent positive	Total
CARRINGTON PLACE OF ST PETE LLC		187	1	1%	188
PALM GARDEN OF ORLANDO		176	12	6%	188
SOLARIS HEALTHCARE MERRITT ISLAND		171	17	9%	188
Lake Port Square Health Center		177	10	5%	187
HEALTH LINK DIAGNOSTIC LABORATORIES		182	5	3%	187
MINUTECLINIC, LLC #5817		151	36	19%	187
MINUTECLINIC LLC #3236		166	20	11%	186
San Jose Health & Rehabilitation		186			186
PLANTATION NURSING & REHAB CENTER		186			186
SERENADES IN THE VILLAGES		154	32	17%	186
TRENTON MEDICAL CENTER INC DBA PALMS MEDICAL GROUP	4	136	45	24%	185
NEO GENOMICS - FORT MYERS	1	179	5	3%	185
RIVERS FAMILY MEDICINE PA		140	44	24%	184
ST. JAMES BAY HEALTH AND REHABILITATION CENTER		183	1	1%	184
OCALA FAMILY MEDICAL CENTER INC	1	147	36	20%	184
EPN URGENT CARE		43	141	77%	184
SOLARIS SENIOR LIVING VERO BEACH		179	4	2%	183
CARENOW	2	100	81	44%	183
VIERA HOSPITAL, INC		135	48	26%	183
ADVENT HEALTH CENTRA CARE - WESLEY CHAPEL		13	170	93%	183
GLENRIDGE ON PALMER RANCH,THE		178	4	2%	182
BROOKDALE FORT MYERS CYPRESS LAKE		179	1	1%	180
CENTRA CARE – AZALEA PARK		98	82	46%	180
Nspire Health Care Kendall		172	7	4%	179
UNIVERSITY OF TAMPA STUDENT HEALTH AND SHC CLINICAL LABORATORY		45	133	75%	178
SILVERCREST HEALTH AND REHABILITATION CENTER	3	169	6	3%	178
NADAL PEDIATRICS - VICTORIA STREET (3385)		150	27	15%	177
CARITHERS PEDIATRIC GROUP		154	22	13%	176
CONSULATE HEALTH CARE OF MELBOURNE		175	1	1%	176
SAMANTHA WILSON CARE CENTER		173	3	2%	176
ACCURATE DIAGNOSTIC LABS, INC		167	9	5%	176
AFC URGENT CARE		52	123	70%	175
ADVENT HEALTH CENTRA CARE - DAYTONA BEACH		89	86	49%	175
VILLAGE DOCTORS OF KEYSTONE		133	42	24%	175
LONGWOOD FAMILY PRACTICE		141	34	19%	175
Life Care Center of Punta Gorda	1	169	5	3%	175
BAYVIEW CENTER		173	1	1%	174
Consulate Health Care of St. Petersburg		174			174
BAPTIST HEALTH PRIMARY CARE	1	134	38	22%	173
HEARTLAND PEDIATRICS OF LAKE WALES		158	15	9%	173
FORT PIERCE HEALTH CARE		172	1	1%	173
ABBIEJEAN RUSSELL CARE CENTER☐		173			173
TALLAHASSEE NHHI LLC		172	1	1%	173
NIGHT LITE PEDIATRICS WINTER GARDEN		144	29	17%	173
ARCPPOINT LABS OF ST PETERSBURG		117	56	32%	173
WESTWOOD HEALTHCARE SNF		158	14	8%	172
STEWART ROCKLEDGE HOSPITAL		132	40	23%	172

# COVID-19: testing by laboratory

Data through Dec 30, 2020 verified as of Dec 31, 2020 at 09:25 AM

Data in this report are provisional and subject to change.

The numbers in the table below represent the number of Florida and non-Florida residents for whom test results were received by the Department of Health. A person can be tested by more than one laboratory and can have both positive and negative results. **Therefore, the sum of the numbers in each column will be larger than the total number of people tested.**

Reporting lab	Inconclusive	Negative	Positive	Percent positive	Total
FINLAY CLINICAL LABORATORY INC		35	137	80%	172
MEDICAL CENTER OF DELTONA, INC		134	37	22%	171
COMMUNITY HEALTH AND REHABILITATION CENTER		147	24	14%	171
SUPERIOR RESIDENCES OF PANAMA CITY BEACH		164	6	4%	170
ADVENT HEALTH CENTRA CARE - WINTER HAVEN	1	81	88	52%	170
AZALEA TRACE		158	11	7%	169
NSPIRE HEALTHCARE LAUDERHILL		165	4	2%	169
FLORIDA DEPARTMENT OF HEALTH IN CALHOUN COUNTY		114	55	33%	169
PALM GARDEN OF WEST PALM BEACH□	1	155	13	8%	169
OCEAN REEF MEDICAL CENTER		149	20	12%	169
Orchid Cove at Sarasota		169			169
VETERANS AFFAIRS MEDICAL CENTER - MIAMI			168	100%	168
PANAMA CITY DEVELOPMENTAL CENTER□		168			168
LITTLE PINE PEDIATRICS PLLC		143	24	14%	167
DIGNITY HEALING, LLC		156	10	6%	166
Parkview Rehabilitation Center at Winter Park		163	3	2%	166
PALM GARDEN OF WINTER HAVEN		152	14	8%	166
MANOR CARE OF NAPLES FL LLC		164	1	1%	165
URGENT CARE OF THE PALM BEACHES, NORTH PALM BEACH			164	100%	164
ADVENT HEALTH CENTRA CARE - OVIEDO		63	101	62%	164
ADVENT HEALTH - ORLANDO		134	29	18%	163
MINUTECLINIC LLC #3255		133	30	18%	163
BRADENTON HEALTH CARE		163			163
REHABILITATION CENTER OF LAKE CITY, THE		149	14	9%	163
TRI COUNTY NURSING HOME		162	1	1%	163
The Inn at Sarasota Bay Club		160	2	1%	162
BEAR CREEK NURSING CENTER		161	1	1%	162
DXTERITY DIAGNOSTICS	1	157	3	2%	161
HUNT CLUB PEDIATRIC ASSOCIATES, P.A.		138	22	14%	160
KEYSTONE REHAB		160			160
GREENBRIAR REHABILITATION AND NURSING CENTER	1	159			160
HOSPITAL FOR SPECIAL SURGERY		158	1	1%	159
AVECINA MOBILE		118	41	26%	159
SARNO EXTENDED HOURS		104	54	34%	158
CORAL REEF NURSING & REHAB CENTER		158			158
WUESTHOFF REF LABORATORY			158	100%	158
ARBOR FACILITY INC		158			158
MINUTECLINIC LLC #3748		129	29	18%	158
WIREGRASS DIRECT PRIMARY CARE PLLC□		133	24	15%	157
INN AT ASTON GARDENS, THE		154	3	2%	157
DIAGNOSTIC & CLINICAL CARE SERVICES INC DBA		133	24	15%	157
ADVENT HEALTH CENTRA CARE - CARROLLWOOD		4	152	97%	156
DOCTORS MEMORIAL HOSPITAL		43	112	72%	155
PRUITT HEALTH		153	2	1%	155
TIMBERRIDGE NURSING HOME & REHAB		123	32	21%	155
COCOA BEACH/ADVENT CENTRA		41	114	74%	155
ADVENT HEALTH CENTRA CARE - TEMPLE TERRACE	1	96	58	37%	155

# COVID-19: testing by laboratory

Data through Dec 30, 2020 verified as of Dec 31, 2020 at 09:25 AM

Data in this report are provisional and subject to change.

The numbers in the table below represent the number of Florida and non-Florida residents for whom test results were received by the Department of Health. A person can be tested by more than one laboratory and can have both positive and negative results. **Therefore, the sum of the numbers in each column will be larger than the total number of people tested.**

Reporting lab	Inconclusive	Negative	Positive	Percent positive	Total
PADDOCK RIDGE		151	3	2%	154
PALMETTTO FACILITY INC	1	153			154
NORTH FLORIDA PEDIATRICS - MARIANNA		118	36	23%	154
ASTON GARDENS AT PELICAN MARSH		151	2	1%	153
ALLSOUTH URGENT CARE			152	100%	152
QUICK CARE MED		125	27	18%	152
ALL SEASONS NAPLES LLC		150	2	1%	152
SEMINOLE NURSING PAVILION		145	7	5%	152
AMERICAN FINNISH NURSING HOME	1	149	2	1%	152
OSPREY VILLAGE AT AMELIA ISLAND LTD		146	6	4%	152
SAINTS 120 LLC	1	117	33	22%	151
Consulate Healthcare of West Palm Beach		141	9	6%	150
LASER & SURGERY CENTER OF THE PALM BEACHES		149	1	1%	150
AMBULATORY SURGERY CENTER OF BOCA RATON LTD		149	1	1%	150
DIAMOND RIDGE		147	3	2%	150
Emory L Bennett State Veterans Nursing Home		148	2	1%	150
FAWCETT MEMORIAL HOSPITAL-LAB		39	111	74%	150
FLORIDA KEYS PEDIATRICS & ADOLESCENT CENTER		143	7	5%	150
PRECISION HEALTH RESOURCES, LLC	1	133	15	10%	149
OAKBROOK HEALTH AND REHABILITATION CENTER	1	148			149
ORLANDO HEALTH EMERGENCY DEPARTMENT		139	10	7%	149
Englewood Healthcare and Rehab		141	7	5%	148
MINUTECLINIC LLC #3637		105	43	29%	148
GOOD SAMARITAN CENTER		148			148
CITRUS HEALTH AND REHAB		128	20	14%	148
FLORIDA HEALTH CARE PLAN INC		2	144	99%	146
ADVENT HEALTH CENTRA CARE - ST. CLOUD		131	15	10%	146
MINUTECLINIC LLC #1350		120	25	17%	145
LAB CORP	1	88	56	39%	145
ST CATHERINE'S WEST REHABILITATION HOSPITAL		143	1	1%	144
PINES OF SARASOTA		143			143
REGENCY CARE OF BLOUNTSTOWN LLC		135	8	6%	143
EDGEWOOD NURSING CENTER		141	2	1%	143
Quail Run Health Care Center		143			143
UCC - WELLINGTON			143	100%	143
ORANGE BLOSSOM FAMILY HEALTH		133	9	6%	142
GENE BY GENE		61	81	57%	142
ATLANTIC SHORES NURSING AND REHAB CENTER		139	2	1%	141
URGENT CARE EXPRESS LLC			140	100%	140
NATIONS BEST FAMILY HEALTH CARE		69	71	51%	140
FIRST CHOICE PEDIATRICS		99	41	29%	140
SOLARIS HEALTHCARE LAKE CITY		85	55	39%	140
COLOR GENOMICS, INC.	1	137	2	1%	140
ATLANTIC URGENT CARE		97	43	31%	140
MEADOWCREST FAMILY PHYSICIANS		92	47	34%	139
FAMILY CARE PARTNERS OF NORTHEAST FLORIDA LLC		86	53	38%	139
BRENTWOOD RETIREMENT COMMUNITY	2	124	12	9%	138

# COVID-19: testing by laboratory

Data through Dec 30, 2020 verified as of Dec 31, 2020 at 09:25 AM

Data in this report are provisional and subject to change.

The numbers in the table below represent the number of Florida and non-Florida residents for whom test results were received by the Department of Health. A person can be tested by more than one laboratory and can have both positive and negative results. **Therefore, the sum of the numbers in each column will be larger than the total number of people tested.**

Reporting lab	Inconclusive	Negative	Positive	Percent positive	Total
AMERICAN PATHOLOGY PARTNERS		136	2	1%	<b>138</b>
PALM BEACH COUNTY HEALTH DEPT LAB	3	131	4	3%	<b>138</b>
AMERICAN RESEARCH LABS		7	131	95%	<b>138</b>
ARCADIA HEALTH AND REHABILITATION CENTER		100	38	28%	<b>138</b>
WATERMARK LAKE POINTE WOODS LLC		132	6	4%	<b>138</b>
Rehabilitation Center for Park Place LLC		135	2	1%	<b>137</b>
ANCIENT CITY PEDIATRICS		131	6	4%	<b>137</b>
PPC-LAB EDI ORCHARD BI		129	8	6%	<b>137</b>
MANOR AT BLUEWATER BAY		131	6	4%	<b>137</b>
CAYUGA MEDICAL CENTER AT ITHACA		133	3	2%	<b>136</b>
PORT ST LUCIE REHABILITATION AND HEALTHCARE		98	38	28%	<b>136</b>
GOLD CHOICE SENIOR COMMUNITIES		103	33	24%	<b>136</b>
VENICE REGIONAL BAYFRONT HEALTH (PULMONARY)		126	10	7%	<b>136</b>
ROSECASTLE OF ZEPHRHILLS		134	2	1%	<b>136</b>
CENTERSTONE OF FLORIDA□		128	7	5%	<b>135</b>
IRL MARKET LAB ALACHUA		104	31	23%	<b>135</b>
REFUAH HEALTH CENTER LABORATORY		131	4	3%	<b>135</b>
CANTERFIELD OF OCALA, LLC		133	2	1%	<b>135</b>
GOOD SAMARITAN SOCIETY OF DELAND		126	9	7%	<b>135</b>
LABORATORY OF FLORIDA		83	51	38%	<b>134</b>
PALMETTO FAMILY HEALTHCARE	1	79	54	40%	<b>134</b>
WRIGHTS HEALTH CARE AND REHABILITATION CENTER		108	26	19%	<b>134</b>
PAVILION FOR HEALTHCARE, THE		134			<b>134</b>
TARPON POINT NURSING AND REHABILITATION CENTER		134			<b>134</b>
SOMERBY LAKE NONA		130	3	2%	<b>133</b>
ADVENT HEALTH CENTRA CARE - DELAND		28	105	79%	<b>133</b>
ADVANCED AMBULATORY SURGERY CENTER		125	8	6%	<b>133</b>
UNITED CLINICAL LABORATORIES		124	9	7%	<b>133</b>
TRINITY REGIONAL REHAB CENTER		126	7	5%	<b>133</b>
COLONY CLUB ALF,THE		129	3	2%	<b>132</b>
SUNSHINE URGENT CARE LLC		88	44	33%	<b>132</b>
THE REHABILITATION CENTER OF LAKE CITY		127	5	4%	<b>132</b>
FORT WALTON REHABILITATION CENTER		95	37	28%	<b>132</b>
BENDERSON FAMILY SKILLED NURSING AND□		120	12	9%	<b>132</b>
PIONEER CLINICAL LAB, LLC		104	28	21%	<b>132</b>
SUNLAND MARIANNA COX MEDICAL CENTER		110	21	16%	<b>131</b>
INTEGRATED REGIONAL LABORATORIES		119	12	9%	<b>131</b>
LONGWOOD HEALTH AND REHABILITATION CENTER		125	6	5%	<b>131</b>
EVENT MED SERVICES LABORATORY		128	3	2%	<b>131</b>
MATHISON RETIREMENT COMMUNITY, INC		128	2	2%	<b>130</b>
ADVENT HEALTH CENTRA CARE - AZALEA PARK		112	18	14%	<b>130</b>
ADVANCED MEDICAL CENTER		86	44	34%	<b>130</b>
NCRNC INC		128	2	2%	<b>130</b>
JACKSONVILLE KIDS PEDIATRICS, PLLC		111	19	15%	<b>130</b>
CENTRACARE		17	112	87%	<b>129</b>
BMHSI-AEL MICROBIOLOGY LABORATORY	2	102	25	19%	<b>129</b>
EDWARD J HEALEY REHAB & NURSING CENTER		129			<b>129</b>

# COVID-19: testing by laboratory

Data through Dec 30, 2020 verified as of Dec 31, 2020 at 09:25 AM

Data in this report are provisional and subject to change.

The numbers in the table below represent the number of Florida and non-Florida residents for whom test results were received by the Department of Health. A person can be tested by more than one laboratory and can have both positive and negative results. **Therefore, the sum of the numbers in each column will be larger than the total number of people tested.**

Reporting lab	Inconclusive	Negative	Positive	Percent positive	Total
CHAUTAUQUA REHABILITATION AND NURSING CENTER		121	8	6%	129
CAREMED CLINIC LLC		82	47	36%	129
ADVENT HEALTH CENTRA CARE - LONGWOOD		24	105	81%	129
Whispering Oaks	7	115	7	5%	129
HOLIDAY CVS LLC DBA CVS/PHARMACY #0440		125	3	2%	128
FHMG-FLORIDA HOSPITAL MEDICAL GROUP		109	19	15%	128
MIRACLE HILL NURSING & REHABILITATION CENTER INC		125	3	2%	128
PRIMECARE OF DOTHAN		86	42	33%	128
ARDEN COURTS OF LARGO FL, LLC		124	3	2%	127
GUEST HOUSE OCALA, THE		125	2	2%	127
GLADES HEALTH CARE CENTER		125	2	2%	127
GESSLER CLINIC PA		98	29	23%	127
MILLENNIUM LAB SERVICES			127	100%	127
TRI-COUNTY NURSING HOME		117	10	8%	127
SUWANNEE VALLEY NURSING CENTER		120	7	6%	127
TUSCAN GARDENS OF PALM COAST		125	1	1%	126
AMELIA MEDICAL CARE		14	112	89%	126
STATMED QUICK QUALITY CLINIC AT NORTH PINELLAS		65	61	48%	126
CONEY ISLAND HOSPITAL		124	2	2%	126
GENETWORKX		17	108	86%	125
SOUTHWEST ORLANDO FAMILY MEDICINE, PL		103	22	18%	125
Surrey Place Healthcare and Rehabilitation		125			125
POINT WASHINGTON MEDICAL CLINIC		1	124	99%	125
CANTERFIELD OF CLAY COUNTY		108	17	14%	125
BAPTIST PRIMARY CARE, INC		116	8	6%	124
THE CLUB AND REHABILITATION CENTER		123	1	1%	124
MACTOWN, INC		124			124
Gulf Coast Healthcare (Longwood Health and Rehab		113	11	9%	124
ER QUICKCARE PL		106	18	15%	124
PROVIDENCE HOSPITAL LABORATORY		118	5	4%	123
CRONOS CLINICAL LABORATORY	2	106	15	12%	123
ARTHREX MEDICAL CENTER		48	75	61%	123
FHMG FLORIDA HOSPITAL MEDICAL GROUP		106	17	14%	123
LIFE CARE CENTER OF ALTAMONTE SPRINGS		102	21	17%	123
Solaris Healthcare Lake Bennet		110	13	11%	123
FIRST CHOICE PRIMARY CARE		97	25	20%	122
LabCorp L#09258090 M#09258105		73	49	40%	122
CSL PLASMA		24	98	80%	122
GRAVITY DIAGNOSTICS, LLC		35	87	71%	122
PATRIOT MEDICAL LABORATORIES		119	3	2%	122
FLOMEDILAB		19	103	84%	122
SOUTH CAMPUS FACILITY INC		116	5	4%	121
BAPTIST PRIMARY CARE INC		103	18	15%	121
PARKVIEW HEALTH		121			121
SOLARIS HEALTHCARE IMPERIAL		116	4	3%	120
TUSCAN GARDENS OF VENETIA MANAGEMENT COMPANY		119	1	1%	120
GRAVITY DIAGNOSTICS		42	78	65%	120



# COVID-19: testing by laboratory

Data through Dec 30, 2020 verified as of Dec 31, 2020 at 09:25 AM

Data in this report are provisional and subject to change.

The numbers in the table below represent the number of Florida and non-Florida residents for whom test results were received by the Department of Health. A person can be tested by more than one laboratory and can have both positive and negative results. **Therefore, the sum of the numbers in each column will be larger than the total number of people tested.**

Reporting lab	Inconclusive	Negative	Positive	Percent positive	Total
MOBILE INFIRMARY MED CENTER PATH LAB		108	11	9%	119
MATHISON RETIREMENT COMMUNITY		114	5	4%	119
LAKESIDE NEUROLOGIC		115	4	3%	119
PROVISTA DIAGNOSTICS, INC		115	3	3%	118
RDX BIOSCIENCE		60	58	49%	118
FAMILY CARE PARTNERS OF NE FLORIDA LLC		75	43	36%	118
BOSTON RED SOX CLUB LP		117	1	1%	118
NEIGHBORHOOD MEDICAL CENTER		112	5	4%	117
Heartland Healthcare of Ft. Myers	1	116			117
ESTERO ISLAND MEDICAL CENTER		100	17	15%	117
AMEERAH LABS, LLC		94	23	20%	117
YOUR FAMILY WALK-IN CLINIC		3	114	97%	117
DOCTOR'S IN HOUSE LABORATORY		15	102	87%	117
CHARTER SENIOR LIVING OF PANAMA CITY BEACH		100	17	15%	117
WOODBIDGE FACILITY INC		116	1	1%	117
WEDGEWOOD HEALTHCARE CENTER		88	29	25%	117
Concordia Village of Tampa AL		115	1	1%	116
JEFFERY WEINZWEIG		2	114	98%	116
WESLEY HAVEN VILLA	1	107	8	7%	116
PALMS MEDICAL GROUP HIGH SPRINGS		101	15	13%	116
CLINICAL PATHOLOGY LABS INC		116			116
AVON PARK PEDIATRICS INC		102	14	12%	116
EXOSOME DIAGNOSTICS	1	106	9	8%	116
VIERA MANOR ASSISTED LIVING RESIDENCE		110	6	5%	116
PEDIATRIC ASSOCIATES OF OCALA PA		101	14	12%	115
PRIMARY CARE SOUTH INC		1	114	99%	115
NEW YORK CITY DEPARTMENT OF HEALTH & MENTAL		105	10	9%	115
COQUINA CENTER		113	1	1%	114
BELVEDERE COMMONS OF FORT WALTON BEACH		105	9	8%	114
PEDIATRICS BY THE SEA		112	1	1%	113
WHITE WILSON MEDICAL IMMEDIATE CARE NICEVILLE		1	112	99%	113
PALM HARBOR FAMILY PRACTICE & WALK-IN		86	27	24%	113
Lakeside Nursing and Rehabilitation Center	1	90	22	19%	113
COASTAL HEALTH AND REHAB		110	2	2%	112
ALLIED HEALTH FORT PIERCE		112			112
SHOAL CREEK REHABILITATION CENTER		71	41	37%	112
JACKSONVILLE NURSING AND REHAB CENTER		110	2	2%	112
BOND CLINIC PA PEDIATRICS DEPT		97	15	13%	112
FOUNTAINS OF HOPE LLC, THE		111	1	1%	112
CENTRA CARE - HUNTER'S CREEK		52	59	53%	111
MINUTECLINIC DIAGNOSTIC OF RHODE ISLAND, LLC #729		107	4	4%	111
SUNNY HILLS ALF OF SEBRING INC		103	8	7%	111
HIALEAH SHORES NURSING AND REHAB CENTER		103	8	7%	111
HCSO OCCUPATIONAL HEALTH AND WELLNESS CENTER		84	27	24%	111
UNIVERSITY OF MIAMI		1	110	99%	111
STEWART MEDICAL GROUP		34	76	69%	110
ASCENSION MEDICAL GROUP		2	108	98%	110



# COVID-19: testing by laboratory

Data through Dec 30, 2020 verified as of Dec 31, 2020 at 09:25 AM

Data in this report are provisional and subject to change.

The numbers in the table below represent the number of Florida and non-Florida residents for whom test results were received by the Department of Health. A person can be tested by more than one laboratory and can have both positive and negative results. **Therefore, the sum of the numbers in each column will be larger than the total number of people tested.**

Reporting lab	Inconclusive	Negative	Positive	Percent positive	Total
NORTH FL SOUTH GA HCS-MALCOM RANDALL VAMC			109	100%	109
HILLSBOROUGH COUNTY DEVELOPMENTAL CTR□	1	108			109
MV MEDICAL PRACTICE DBA PRIMARY URGENT CARE		106	3	3%	109
RDV SPORTSPLEX PEDIATRICS		92	17	16%	109
MEYER PEDIATRICS		97	12	11%	109
ISLAND HEALTH AND REHABILITATION CENTER		109			109
Heritage Park Rehabilitation & Healthcare		92	16	15%	108
MORSELIFE MEMORY CARE RESIDENCE		106	2	2%	108
EVANS HEALTH CARE		106	2	2%	108
PEDIATRIC HEALTHCARE ALLIANCE		96	12	11%	108
CORE BIO LABS		74	33	31%	107
ADVENT HEALTH CENTRA CARE - BRANDON		30	77	72%	107
BAY VUE NURSING AND REHABILITATION CENTER		98	9	8%	107
SOUTH BALDWIN REGIONAL MEDICAL CENTER		103	4	4%	107
GRAND OAKS HEALTH & REHABILITATION		106	1	1%	107
BOCA RATON REHABILITATION CENTER	2	101	3	3%	106
ADVENT HEALTH CENTRA CARE - SANFORD		28	78	74%	106
AMA MEDICAL GROUP LLC		86	20	19%	106
FLORIDA HEART & VASCULAR MULTISPECIALTY GROUP PA		74	32	30%	106
PALM BEACH PEDIATRICS PA	1	95	10	9%	106
HEART OF FLORIDA REGIONAL MED CTR		35	71	67%	106
TREASURE COAST MEDICAL ASSOCIATES		2	104	98%	106
CARE ONE OF FLORIDA LLC		12	94	89%	106
MINUTECLINIC LLC #4987		92	14	13%	106
NAPLES CHILDREN'S URGENT CARE		91	14	13%	105
ADVENT HEALTH - LAKE NONA		90	14	13%	104
BAY VIEW HEALTHCARE		85	19	18%	104
SPRINGS AT LAKE POINTE WOODS		102	2	2%	104
THE WELLNESS CENTER AT LAKEWOOD RANCH		19	85	82%	104
SMILEY MEDICAL GROUP		75	28	27%	103
WIMAUMA COMMUNITY HEALTH CENTER		82	21	20%	103
REDI MED LLC		26	77	75%	103
PEDIATRICS OF GREATER ORLANDO		91	12	12%	103
UNIVERSITY MEDICAL CENTER SUITES		90	12	12%	102
FG RAPID RESULTS	1	51	50	49%	102
Cross Terrace REhabilitation		101	1	1%	102
REGENCY PARK		86	16	16%	102
SUNFLOWER SPRINGS ASSISTED LIVING		99	3	3%	102
FIRST CHOICE PEDIATRICS SEMORAN		74	27	27%	101
24/7 PEDIATRIC CARE CENTERS INC		97	4	4%	101
URGENT CARE TCMA			101	100%	101
Chatham Glen Healthcare and Rehabilitation Center		95	5	5%	100
MEDIQUICK URGENT CARE CENTERS INC		40	60	60%	100
Consulate Health Care of Port Charlotte		98	2	2%	100
LEESBURG PEDIATRICS		92	8	8%	100
VILLAGE PLACE NH LLC□		78	22	22%	100
CENTRAL FLORIDA HEALTH CARE		47	52	53%	99

# COVID-19: testing by laboratory

Data through Dec 30, 2020 verified as of Dec 31, 2020 at 09:25 AM

Data in this report are provisional and subject to change.

The numbers in the table below represent the number of Florida and non-Florida residents for whom test results were received by the Department of Health. A person can be tested by more than one laboratory and can have both positive and negative results. **Therefore, the sum of the numbers in each column will be larger than the total number of people tested.**

Reporting lab	Inconclusive	Negative	Positive	Percent positive	Total
DAIRY ROAD URGENT CARE		60	39	39%	99
PHYSICIANS REGIONAL CLINIC		82	17	17%	99
Signature healthcare of Jacksonville		95	4	4%	99
PLAZA OF HALLANDALE BEACH		98			98
SONATA COCONUT CREEK	1	82	15	15%	98
FLORIDA DEPARTMENT OF HEALTH IN LAKE COUNTY	1	65	32	33%	98
MINUTECLINIC LLC #8927		75	23	23%	98
NORTH FLORIDA MEDICAL GROUP		63	35	36%	98
GRANDE, THE	2	92	4	4%	98
FLORIDA COMMUNITY HEALTH CENTERS INC			98	100%	98
DE LUNA HEALTH AND REHABILITATION CENTER		97	1	1%	98
MONTEFIORE MEDICAL CENTER LABORATORIES - MOSES		89	8	8%	97
SURREY PLACE CARE CENTER		92	5	5%	97
HEALTH CENTERS AT BRENTWOOD		96	1	1%	97
NORTH FLORIDA PEDIATRICS PA - DUVAL		87	10	10%	97
BAYSHORE MEMORY CARE		96			96
WOOD LAKE HEALTH AND REHABILITATION CENTER		96			96
GLOBAL CENTRAL LABS AT PPD	2	87	7	7%	96
PEDIATRIC ASSOCIATES ORLANDO		82	14	15%	96
KR at Hillsborough Lakes/Lutz Healthcare		95	1	1%	96
MD 365 MEDICAL CARE		95	1	1%	96
THE TERRACE OF KISSIMMEE		80	15	16%	95
ADVENT HEALTH CENTRA CARE - KISSIMMEE		61	34	36%	95
DEVANSH LAB WERKS INC		79	16	17%	95
CROSS POINTE CARE CENTER	2	93			95
GRACE PEDIATRICS		76	19	20%	95
VISTA MANOR		92	3	3%	95
PINELLAS CARE CENTER		68	27	28%	95
LAKE HOUSE ASSISTED LIVING		79	16	17%	95
DAYSPRING VILLAGE		93	1	1%	94
WESTCHESTER MEDICAL CENTER		92	2	2%	94
BORLAND GROOVER CLINIC	1	79	14	15%	94
HEALTH CARE DISTRICT OF PALM BEACH COUNTY	1	10	83	88%	94
AMERICAN MEDICAL RESPONSE		93	1	1%	94
HOLLEY NAVARRE MEDICAL CLINIC		60	34	36%	94
DIAGNOSTIC SOLUTIONS		3	91	97%	94
OAKS OF KISSIMMEE HEALTH AND REHABILITATION CENTER		93			93
PALMS FACILITY INC		80	13	14%	93
EXCEL PEDIATRICS		68	25	27%	93
ARBOR TRAIL		77	16	17%	93
LIFE CARE CENTER OF WINTER HAVEN		81	12	13%	93
SEMINOLE COUNTY HEALTH DEPARTMENT		75	18	19%	93
TIFFANY HALL NURSING AND REHAB CENTER		91	1	1%	92
THE COURTYARD ASSISTED LIVING		88	4	4%	92
FLORIDA HEALTH CARE PLANS			92	100%	92
BROWARD HEALTH CORAL SPRINGS EPIDEMIOLOGY DEPT		1	91	99%	92
ADVENTHEALTH CENTRA CARE WINTER HAVEN		1	90	99%	91

# COVID-19: testing by laboratory

Data through Dec 30, 2020 verified as of Dec 31, 2020 at 09:25 AM

Data in this report are provisional and subject to change.

The numbers in the table below represent the number of Florida and non-Florida residents for whom test results were received by the Department of Health. A person can be tested by more than one laboratory and can have both positive and negative results. **Therefore, the sum of the numbers in each column will be larger than the total number of people tested.**

Reporting lab	Inconclusive	Negative	Positive	Percent positive	Total
HERON CLUB AT PRESTANCIA		89	2	2%	91
NAVY HOSPITAL			91	100%	91
ADVENT HEALTH CENTRA CARE - CITRUS PARK		8	83	91%	91
BRIGHTON EGGERT PHARMACY INC		89	2	2%	91
ADVENT HEALTH CENTRA CARE - ORANGE CITY		14	77	85%	91
QUEENS HOSPITAL CENTER		88	3	3%	91
PONTE VEDRA GARDENS		90	1	1%	91
WHITE PLAINS HOSPITAL CENTER LAB		89	2	2%	91
HURLBURT FIELD CLINIC		39	51	57%	90
TGH URGENT CARE – SEMINOLE			90	100%	90
GEORGIA DEPARTMENT OF PUBLIC HEALTH		1	89	99%	90
KEYS MEDICAL GROUP			90	100%	90
MG PORT CHARLOTTE II SUBTENANT LLC		80	10	11%	90
HOLISTIX TREATMENT CENTERS		85	5	6%	90
LUIS A GHIGLINO MD PA		88	2	2%	90
AYERS HEALTH & REHABILITATION CENTER		90			90
ADVENT HEALTH CENTRA CARE - WATERMAN		78	12	13%	90
LEE COUNTY SCHOOL DISTRICT	1	82	6	7%	89
DOCTORS MEMORIAL FAMILY PRACTICE	2	68	19	21%	89
KINDRED HOSPITAL	6	82	1	1%	89
LAKEVIEW TERRACE RETIREMENT COMMUNITY		86	3	3%	89
MINUTECLINIC LLC #5187		76	13	15%	89
FAMILY HEALTH CENTERS OF SOUTHWEST FLORIDA INC		60	29	33%	89
CABANA AT JENSEN DUNES, THE		89			89
UNIVERSITY HEALTH SYSTEM INC		79	9	10%	88
HOBDAIR FAMILY HEALTH LLC		59	29	33%	88
AVERO DIAGNOSTICS		64	24	27%	88
GOVERNOR'S CREEK HEALTH & REHABILITATION		87	1	1%	88
TRADITION MEDICAL CENTER LABORATORY		48	40	45%	88
NO FLORIDA PEDIATRICS, PA		77	11	13%	88
KALEIDA HEALTH CENTER FOR LABORATORY		82	6	7%	88
MEDICAL CONSULTANTS OF FLORIDA LLC		76	11	13%	87
BRANDON HEALTH AND REHABILITATION CENTER	1	85	1	1%	87
ADVENT HEALTH CENTRA CARE - HUNTERS CREEK	3	43	41	47%	87
ST MARK ASSISTED LIVING CENTER	1	75	11	13%	87
PACIFIC ANALYTICS			87	100%	87
ADVENT HEALTH - PALM HARBOR ER		64	22	26%	86
ISLAND URGENT CARE PLLC DBA AFC URGENT CARE		85	1	1%	86
EAST NEW YORK DIAGNOSTIC AND TREATMENT		81	5	6%	86
URINEGOODHANDS LLC		84	2	2%	86
VETERANS AFFAIRS ORLANDO VA MEDICAL CENTER			86	100%	86
ST ANTHONYS REHABILITATION HOSPITAL	3	81	2	2%	86
HUNT CLUB PEDIATRIC ASSOCIATES PA		51	35	41%	86
ADVENT HEALTH CENTRA CARE - SOUTH ORANGE		69	16	19%	85
W. FRANK WELLS NURSING HOME		84	1	1%	85
BOND CLINIC, PA		59	26	31%	85
CHILDREN MED CARE INC		72	13	15%	85

# COVID-19: testing by laboratory

Data through Dec 30, 2020 verified as of Dec 31, 2020 at 09:25 AM

Data in this report are provisional and subject to change.

The numbers in the table below represent the number of Florida and non-Florida residents for whom test results were received by the Department of Health. A person can be tested by more than one laboratory and can have both positive and negative results. **Therefore, the sum of the numbers in each column will be larger than the total number of people tested.**

Reporting lab	Inconclusive	Negative	Positive	Percent positive	Total
NATURE COAST MEDICAL GROUP		50	35	41%	85
US MEDICAL CARE, INC		75	10	12%	85
HEALTH PARK CARE CENTER		85			85
FREEDOM INN AT TARPON SPRINGS		81	4	5%	85
WELLNOW URGENT CARE PC		85			85
MIAMI SHORES NURSING & REHAB		85			85
CHIPOLA MEDICAL ASSOCIATES, LLC		43	41	49%	84
CHERRY OAK PALM BEACH COUNTY		80	4	5%	84
SEASIDE HEALTH AND REHABILITATION CENTER		28	56	67%	84
PINES OF SARASOTA GARDEN		84			84
CITRUS MEMORIAL HEALTH SYSTEM LAB		2	82	98%	84
SOUTH BALDWIN MEDICAL CENTER GULF SHORES		66	17	20%	83
DISCOVERY VILLAGE AT NAPLES		83			83
QUICK CARE MED PL CR		80	3	4%	83
CLYDE E LASSEN STATE VETERANS NURSING HOME		59	24	29%	83
DIAGNOSTIC LABORATORY OF OKLAHOMA		68	15	18%	83
LABCORP EMPLOYER SERVICES		82	1	1%	83
FRICKS PHARMACY		66	16	20%	82
VIERA HOSPITAL			82	100%	82
LAB		29	53	65%	82
FARAH MEDICAL		80	2	2%	82
CAREMOUNT MEDICAL - PATHOLOGY		79	3	4%	82
NSPIRE HEALTHCARE TAMARAC		80	2	2%	82
THE PAVILION FOR HEALTH CARE		72	10	12%	82
RIDGEWOOD DIAGNOSTIC LABORATORY		77	4	5%	81
Crossbreeze care center		80	1	1%	81
MIDWAY PRIMARY CARE, LLC		79	2	2%	81
PHYSICIAN PARTNERS PERRY		43	38	47%	81
KORGENE LAB	1	23	56	70%	80
PHYSICIANS REGIONAL MEDICAL CENTER - PINE RIDGE		18	62	78%	80
AMERICAN HOUSE-BONITA SPRINGS□		79	1	1%	80
ARDEN COURTS OF TAMPA□		80			80
SUNY UPSTATE MEDICAL UNIVERSITY		76	4	5%	80
PREDICTIVE LABORATORIES, INC	1	73	6	8%	80
EDGEWATER AT WATERMAN VILLAGE		78	1	1%	79
NITE LITE PEDIATRICS - JACKSONVILLE		76	3	4%	79
SARAPATH DIAGNOSTICS			79	100%	79
VETERANS AFFAIRS MEDICAL CENTER - PALO ALTO		28	51	65%	79
CBS LABS OF TAMPA LLC		3	76	96%	79
NO FLORIDA PEDIATRICS, PA - BRADFORD		67	12	15%	79
Courtyards of Orlando Care Center		77	2	3%	79
LATE HOURS URGENT CARE		47	32	41%	79
ALL FLORIDA FAMILY AND SPORTS MEDICINE		72	7	9%	79
JUPITER MEDICAL CENTER URGENT CARE			79	100%	79
MY CLINICAL LAB INC		17	62	78%	79
VILLAS OF HOLLY BROOK - BRADENTON 14TH		79			79
CHILDRENS CLINIC WEST FLORIDA PEDIATRICS		72	7	9%	79

# COVID-19: testing by laboratory

Data through Dec 30, 2020 verified as of Dec 31, 2020 at 09:25 AM

Data in this report are provisional and subject to change.

The numbers in the table below represent the number of Florida and non-Florida residents for whom test results were received by the Department of Health. A person can be tested by more than one laboratory and can have both positive and negative results. **Therefore, the sum of the numbers in each column will be larger than the total number of people tested.**

Reporting lab	Inconclusive	Negative	Positive	Percent positive	Total
BIODESIX, INC.		61	17	22%	78
CATHOLIC HEALTH SYSTEM DEPT LABORATORY		76	2	3%	78
ORANGE CITY NURSING AND REHAB		75	2	3%	77
LAKEVIEW INTERNAL MEDICINE		42	35	45%	77
SIGNATURE HEALTHCARE OF PORT CHARLOTTE		72	5	6%	77
SONATA DELRAY BEACH		72	5	6%	77
ST MARK VILLAGE		74	3	4%	77
JOHN KNOX VILLAGE OF FLORIDA ALF	1	75	1	1%	77
BROWARD PARTNERSHIP	2	75			77
JAMES A HALEY VETERANS HOSPITAL			77	100%	77
TRUE NORTH HEALTH NAVIGATION LLC DBA DISPATCHHEALTH	1	60	16	21%	77
CONSULATE HEALTH CARE OF SARASOTA		77			77
ENCOMPASS HEALTH REHABILITATION HOSPITAL	2	72	2	3%	76
CLINICAL PATHOLOGY ASSOCIATES-SONIC REFERENCE LAB		76			76
ARBOR GLEN AT ARBOR TRACE	2	67	7	9%	76
CLEVELAND CLINIC FOUNDATION		12	64	84%	76
ADVENT HEALTH CENTRA CARE - WINTER GARDEN		14	62	82%	76
NORTH PORT REHABILITATION AND NURSING CENTER		75	1	1%	76
DYNAMIC MEDICAL USA			76	100%	76
ASAP LABS LLC		71	4	5%	75
LAKE MORTON PLAZA		72	3	4%	75
PROMPT CARE OF CENTRAL FLORIDA			74	100%	74
TGH URGENT CARE - TYRONE		2	72	97%	74
MAGNOLIA DIAGNOSTIC		1	73	99%	74
FINNISH AMERICAN REST HOME-ALF		72	2	3%	74
SANDY RIDGE CENTER FOR REHABILITATION AND HEALING		71	3	4%	74
NORTH FLORIDA INTERNAL MEDICINE PA		60	14	19%	74
WINDSOR REFLECTIONS		74			74
DB MD		68	6	8%	74
ERIE COUNTY MEDICAL CTR CLINICAL LABS		70	4	5%	74
CHARLES CROFT MD	1	73			74
BIO-TECH CLINICAL LABORATORIES		41	33	45%	74
NOAH CLINICAL LABORATORY		63	11	15%	74
MEMORY CARE OF NAPLES		74			74
VIPEDIATRICS PLLC		69	5	7%	74
SONATA WEST		73	1	1%	74
CONSULATE HEALTH CARE - LAKE MARY		72	1	1%	73
CRANE CENTER		56	17	23%	73
SANDY PINES	2	68	3	4%	73
BENTON HOUSE AT OAKLEAF		51	22	30%	73
DOLPHIN POINTE HEALTH CARE LLC		61	12	16%	73
ARCPPOINT LABS OF SARASOTA MANATEE		18	55	75%	73
SCOTT LAKE HEALTH AND REHABILITATION CENTER		71	2	3%	73
ADVENTHEALTH EXPRESSCARE		45	28	38%	73
OKEECHOBEE COUNTY HEALTH DEPT	1	43	29	40%	73
HAVEN OF OUR LADY OF PEACE		72			72
FLORIDA DEPARTMENT OF HEALTH IN LIBERTY COUNTY		44	28	39%	72



# COVID-19: testing by laboratory

Data through Dec 30, 2020 verified as of Dec 31, 2020 at 09:25 AM

Data in this report are provisional and subject to change.

The numbers in the table below represent the number of Florida and non-Florida residents for whom test results were received by the Department of Health. A person can be tested by more than one laboratory and can have both positive and negative results. **Therefore, the sum of the numbers in each column will be larger than the total number of people tested.**

Reporting lab	Inconclusive	Negative	Positive	Percent positive	Total
HARBORCHASE OF NAPLES		60	12	17%	72
LABCORP RTP		28	44	61%	72
Madison Health and Rehabilitation Center		42	30	42%	72
AMMON LABS		61	10	14%	71
LIFE BRITE		66	5	7%	71
ADVANCED LAB		67	4	6%	71
MANOR CARE OF BOYNTON BEACH LLC		71			71
LABFIRST - DEPARTMENT OF PATHOLOGY		69	2	3%	71
DISCOVERY VILLAGE AT MELBOURNE		70	1	1%	71
HIGHLANDS MEDICAL CENTER		69	2	3%	71
BROOKDALE OVIEDO		69	2	3%	71
SOUTH GEORGIA MEDICAL CENTER		48	23	32%	71
PINNACLES PEDS CARE PA		70			70
PLYMOUTH HOME FOR ADULTS, INC.	8	61	1	1%	70
Highlands Regional Hospital		63	7	10%	70
QPS, LLC		69	1	1%	70
MEMORIAL MANOR		70			70
BAY EDUCATORS WELLNESS CENTER		44	26	37%	70
SUMMIT MEDICAL GROUP		63	7	10%	70
SUNCOAST COMMUNITY HEALTH CENTERS PEDIATRICS		21	49	70%	70
VILLAGE PEDIATRICS LLC		53	17	24%	70
PROMEDICA LABORATORIES		21	49	70%	70
S-H THIRTY-FIVE OPCO- PORT ST LUCIE, LLC	1	69			70
BROWARD HEALTH MEDICAL CENTER		3	67	96%	70
USF HEALTH MORSANI CENTER		5	64	93%	69
HERITAGE HEALTHCARE AND REHABILITATION CENTER		69			69
ARDEN COURTS OF DELRAY BEACH FL LLC		69			69
MEDICAL CONSULTANTS OF FLORIDA, LLC		59	10	14%	69
FAWCETT MEMORIAL HOSPITAL LABORATORY			69	100%	69
IQBAL A FARUQUI MD		55	14	20%	69
PORT SAINT LUCIE HOSPITAL		68	1	1%	69
SIMED LABORATORY		57	12	17%	69
STONY BROOK UNIVERSITY MEDICAL CENTER		61	8	12%	69
WORKPLACE SCREENING INTELLIGENCE			68	100%	68
HEALTH FIRST - PALM BAY HOSPITAL		2	66	97%	68
GULF COAST MEDICAL CENTER		66	2	3%	68
Sunnyside Nursing Home		65	3	4%	68
PIONEER CLINICAL LAB LLC		46	22	32%	68
PROJECT HEALTH INC		55	13	19%	68
CANOPY ON BERRYHILL, THE		48	20	29%	68
SUNCOAST OPTIMAL WELLNESS		23	45	66%	68
HUNTSVILLE HOSPITAL LABORATORY		49	18	27%	67
FORT MYERS REHABILITATION AND NURSING CENTER		61	6	9%	67
KENNEDY PAIN CLINIC GROUP LLC		59	8	12%	67
AMERICAN HOUSE SENIOR LIVING		64	3	4%	67
CLEARWATER STATMED QUICK QUALITY CLINICS		29	38	57%	67
AEL- MEMPHIS		17	50	75%	67



# COVID-19: testing by laboratory

Data through Dec 30, 2020 verified as of Dec 31, 2020 at 09:25 AM

Data in this report are provisional and subject to change.

The numbers in the table below represent the number of Florida and non-Florida residents for whom test results were received by the Department of Health. A person can be tested by more than one laboratory and can have both positive and negative results. **Therefore, the sum of the numbers in each column will be larger than the total number of people tested.**

Reporting lab	Inconclusive	Negative	Positive	Percent positive	Total
LECONTE MEDICAL CENTER LAB		49	17	26%	66
VILLA MARIA WEST SKILLED NURSING FACILITY		60	6	9%	66
Life Care Center of Sarasota		56	10	15%	66
MEDEX MEDICAL EXPRESS OF PALATKA			66	100%	66
The Grove Health and Rehabilitation		48	18	27%	66
Solaris Senior Living North Naples ALF		61	5	8%	66
ASSOCIATED CLINICAL LABORATORIES		59	7	11%	66
CENTRAL BALDWIN IMMEDIATE CARE & FAMILY PRACTICE		51	15	23%	66
CORAL GABLES NURSING & REHABILITATION CENTER		59	7	11%	66
CL BRUMBACK PRIMARY CARE CLINICS		16	49	75%	65
MINUTECLINIC DIAGNOSTIC OF SOUTH CAROLINA, LLC		59	6	9%	65
LAB PLUS, LLC AT SAINT THOMAS WEST HOSPITAL		51	14	22%	65
Oakhurst Center		65			65
J FRANK AVEY MD		52	13	20%	65
SOLARIS HEALTHCARE BAYONET POINT		63	2	3%	65
VIERA DEL MAR HEALTH AND REHABILITATION CENTER		63	2	3%	65
LAKE VIEW CARE CENTER AT DELRAY		64	1	2%	65
MD 365 MEDICAL CARE PLLC		64			64
Centre Pointe Health and Rehabilitation Center		63	1	2%	64
FOUNTAIN INN NURSING & REHABILITATION CTR, INC		59	5	8%	64
OUT OF STATE		40	24	38%	64
SUMMIT AT VENICE	2	58	4	6%	64
ADVENT HEALTH CENTRA CARE - POINCIANA		24	40	63%	64
VIERA HEALTH AND REHABILITATION CENTER		62	1	2%	63
WADSWORTH HEALTH CENTER		60	3	5%	63
GRAND OAKS OF JENSEN BEACH LLC		63			63
CLERMONT HEALTH AND REHABILITATION CENTER		62	1	2%	63
SENIOR LIVING VII TAMPA LLC	1	54	8	13%	63
SUMMER VISTA ASSISTED LIVING		38	25	40%	63
F&T MEDICAL RESEARCH, INC		63			63
PLANTATION GENERAL HOSPITAL CLINICAL LAB		26	37	59%	63
JOSEPH L MORSE GERIATRIC CENTER	2	59	2	3%	63
ST VINCENT'S BIRMINGHAM		59	4	6%	63
APC PEDIATRICS AT RYE ROAD MEDICAL PARK		63			63
EISENHOWER ARMY MEDICAL CENTER		59	4	6%	63
FAMILY MEDICAL CARE OF PALM BEACH		40	23	37%	63
WINDSOR OAKS		62	1	2%	63
MIAMI BEACH COMMUNITY HEALTH CENTER			62	100%	62
OVERLOOK HOSPITAL LABORATORY		57	5	8%	62
OPTUMCARE FLORIDA LLC		40	22	35%	62
UNIVERSITY OF NORTH FLORIDA STUDENT HEALTH		59	3	5%	62
STONY BROOK SOUTHAMPTON		61	1	2%	62
MD LABS		35	27	44%	62
SANDBAY URGENT CARE		50	12	19%	62
CARENOW LAKE MARY			62	100%	62
MEDIPATH LLC		2	60	97%	62
NEMOURS CHILDREN'S PRIMARY CARE		51	11	18%	62

# COVID-19: testing by laboratory

Data through Dec 30, 2020 verified as of Dec 31, 2020 at 09:25 AM

Data in this report are provisional and subject to change.

The numbers in the table below represent the number of Florida and non-Florida residents for whom test results were received by the Department of Health. A person can be tested by more than one laboratory and can have both positive and negative results. **Therefore, the sum of the numbers in each column will be larger than the total number of people tested.**

Reporting lab	Inconclusive	Negative	Positive	Percent positive	Total
HUNTINGTON HOSPITAL LABORATORY		60	2	3%	62
DOUGLAS T JACOBSON STATE VETERANS HOME		62			62
MICRO PATH LABORATORIES INC		60	2	3%	62
MED EXPRESS		6	56	90%	62
NXGEN MDX		20	41	67%	61
TAVARES PEDIATRICS		56	5	8%	61
ATRIUM AT LIBERTY PARK		60	1	2%	61
EMERALD COAST HOSPICE		60	1	2%	61
MILLER BIOCONNECT		44	17	28%	61
AMERICAN FAMILY MEDICAL		48	13	21%	61
ISLAND COAST PEDIATRICS		56	4	7%	60
WASHINGTON REHABILITATION AND NURSING CENTER		51	9	15%	60
EXACT SCIENCES LABORATORIES, LLC		15	45	75%	60
KINDRED HOSPITAL THE PALM BEACHES		58	2	3%	60
PANAMA PHARMACY	2	52	6	10%	60
RESTORE HEALTH URGENT CARE		21	38	64%	59
CENTRA CARE POINCIANA	1	45	13	22%	59
FLORIDA PEDIATRIC GROUP		27	32	54%	59
EAST ALABAMA MEDICAL CENTER LABORATORY		50	9	15%	59
BIOTECH		52	7	12%	59
PICH KTM CORP DBA MEDTOWN PHARMACY		52	7	12%	59
DOS OF NORTH SHORES NURSING & REHAB CENTER		59			59
INTERNAL LAB		50	9	15%	59
DAYSPRING SENIOR LIVING LLC		58	1	2%	59
MINNESOTA TWINS		56	3	5%	59
EMBRY RIDDLE AERONAUTICAL UNIVERSITY HEALTH SERVICES			58	100%	58
BARKLEY PLACE		57	1	2%	58
POINTE, THE		56	2	3%	58
BIG BOCA SMILES LLC		56	2	3%	58
THE CANOPY AT BERRYHILL		58			58
ADVENTHEALTH EXPRESS CARE AT WALGREENS 49TH STREET		46	12	21%	58
ALTERNATIVE LIVING, INC DBA TWIN CITIES PAVILION		58			58
PEDIATRIC SPECIALISTS MEDICAL GROUP	1	56	1	2%	58
Margate Health and Rehabilitation Center		56	2	3%	58
ROSECASTLE OF CITRUS		58			58
BROOKDALE FORT MYERS THE COLONY		57	1	2%	58
ADVANCED MEDICAL GROUP		1	57	98%	58
MOBILE PHYSICIAN SERVICES INC		55	2	4%	57
EXPRESS PHARMACY		54	3	5%	57
ANTHEM LAKES LLC		57			57
MED COMP SCIENCES		1	56	98%	57
ASCENSION SACRED HEART BAY LABORATORY		54	3	5%	57
MILLENIUM PHYSICIANS GROUP		1	56	98%	57
KAPG FLEMING ISLAND SENIOR HOUSING OPCO LLC	1	56			57
ADDINGTON PLACE AT WELLINGTON GREEN		56	1	2%	57
ALZHEIMERS CARE CENTER OF VIERA LTD		37	20	35%	57
GENPATH			57	100%	57

# COVID-19: testing by laboratory

Data through Dec 30, 2020 verified as of Dec 31, 2020 at 09:25 AM

Data in this report are provisional and subject to change.

The numbers in the table below represent the number of Florida and non-Florida residents for whom test results were received by the Department of Health. A person can be tested by more than one laboratory and can have both positive and negative results. **Therefore, the sum of the numbers in each column will be larger than the total number of people tested.**

Reporting lab	Inconclusive	Negative	Positive	Percent positive	Total
GV NAPLES OPCO, LLC		57			57
Crystal Health & Rehab Center		57			57
PRIME HEALTH OF NORTH PORT LLC		52	5	9%	57
CITRUS MEMORIAL HOSPITAL			57	100%	57
TIFFANY HALL NURSING AND REHAB		44	12	21%	56
PALM BAY URGENT CARE		28	28	50%	56
HEARTLAND PEDIATRICS OF LAKE PLACID PA		45	11	20%	56
WHITE WILSON MEDICAL CENTER PA - NAVARRE			56	100%	56
EAGLES WATCH CLUSTER		47	9	16%	56
FLAGLER COLLEGE HEALTH SERVICES		39	17	30%	56
SUNRISE URGENT CARE ASSOCIATES LLC D/B/A	1	15	40	71%	56
AFTER HOURS PEDIATRICS INC	1	1	54	96%	56
NAVARRE GARDENS LLC		46	9	16%	55
SONATA HUNTERS CREEK		47	8	15%	55
TWIN CREEKS ASSISTED LIVING & MEMORY CARE		53	2	4%	55
CENTRAL FLORIDA HEALTHCARE GROUP LLC		48	7	13%	55
PREMIER MEDICAL ASSOCIATES ALL FLORIDA LLC		54	1	2%	55
CRAIG BERGER MD PL D/B/A BAY AREA EYE INSTITUTE		55			55
ADVENTHEALTH MEDICAL GROUP FAMILY MEDICINE AT		45	10	18%	55
ISLAND DOCTORS			55	100%	55
East Bay Rehabilitation Center		33	21	39%	54
COASTAL INTERNAL MEDICINE		43	11	20%	54
INDIGO MANOR		22	32	59%	54
CERTUS MTD OPCP LLC		52	2	4%	54
UNITED LABORATORY SERVICES CORPORATION		38	16	30%	54
CENTRA CARE - CONWAY		21	33	61%	54
ST. CLOUD MEDICAL GROUP		54			54
JUNIPER VILLAGE AT NAPLES		53	1	2%	54
SARASOTA CO. HEALTH DEPT # 58		40	14	26%	54
CENTURY CENTER FOR REHABILITATION & HEALING		38	16	30%	54
CLERMONT HEALTH AND REHAB		40	14	26%	54
NEW SMYRNA BEACH URGENT CARE			53	100%	53
NORTH FLORIDA SPINE AND WELLNESS		46	7	13%	53
VETERANS AFFAIRS MEDICAL CENTER - GULF COAST		27	26	49%	53
FHMG LAKE MARY PEDS		45	8	15%	53
PALMS EDGE	1	49	3	6%	53
Osprey Point Nursing Center		51	2	4%	53
AFC PHYSICIANS OF FLORIDA		37	16	30%	53
ZON BEACHSIDE LLC		43	10	19%	53
HARBORCHASE OF VERO BEACH		49	4	8%	53
RIVERSIDE RECOVERY OF TAMPA		52	1	2%	53
MACADAMS HOME HEALTH AGENCY		52			52
SEMINOLE SPORTS AND FAMILY MEDICINE		49	3	6%	52
SUSANNA WESLEY HEALTH CENTER		47	5	10%	52
PARKSIDE INN		52			52
RIVER TOWN DIAGNOSTIC LLC		17	35	67%	52
North Lake Care Center		52			52

# COVID-19: testing by laboratory

Data through Dec 30, 2020 verified as of Dec 31, 2020 at 09:25 AM

Data in this report are provisional and subject to change.

The numbers in the table below represent the number of Florida and non-Florida residents for whom test results were received by the Department of Health. A person can be tested by more than one laboratory and can have both positive and negative results. **Therefore, the sum of the numbers in each column will be larger than the total number of people tested.**

Reporting lab	Inconclusive	Negative	Positive	Percent positive	Total
WILSON MEMORIAL REGIONAL MEDICAL CENTER		49	3	6%	52
ADVENT HEALTH		49	3	6%	52
SONNIS PEDIATRICS PA		48	4	8%	52
MAGNOLIA FAMILY URGENT CARE		46	6	12%	52
REGENTS PARK OF BOCA RATON		50	2	4%	52
INTERNAL MEDICINE SPECIALIST		46	6	12%	52
RESEARCH CENTERS OF AMERICA, LLC		39	12	24%	51
NORTH SHORE UNIVERSITY HOSPITAL LABORATORY		47	4	8%	51
NOVARI CARE LLC		45	6	12%	51
LENOX HILL HOSPITAL		47	4	8%	51
APOLLOMDX LABS		29	22	43%	51
PHYSICIANS PRIMARY CARE OF SOUTHWEST FLORIDA		39	12	24%	51
GULFVIEW MEDICAL INSTITUTE		51			51
SNH BRFL TENANT LLC		50			50
SONATA BOCA RATON		48	2	4%	50
A COUNTRY PLACE ASSISTED LIVING FACILITY		50			50
WALGREENS 10670		46	4	8%	50
GATEWAY CARE CENTER		50			50
ADVENT HEALTH - PALM COAST		1	49	98%	50
ELLENTON PEDIATRICS PA		45	5	10%	50
JERICOHO URGENT CARE		47	3	6%	50
PROFESSIONAL HEALTH EXAMINERS DBA PROHEALTH		41	8	16%	49
KENDALL REGIONAL MEDICAL CENTER LAB	3		46	94%	49
ORLANDO HEALTH AND REHAB CENTER		14	35	71%	49
AMERICAN FAMILY MEDICAL LLC		32	17	35%	49
ALLEGRO		47	2	4%	49
MAINSTREAM DIAGNOSTIC LABORATORY LLC		42	7	14%	49
JACOBI MEDICAL CENTER		46	3	6%	49
USF		1	48	98%	49
SOLARIS SENIOR LIVING NORTH NAPLES		48	1	2%	49
GENEDX		36	13	27%	49
HOSPICE OF ST FRANCIS INC		47	2	4%	49
EC OPCO CARROLLWOOD LLC		43	6	12%	49
WASHINGTON REHAB AND NURSING		43	6	12%	49
NITE LITE PEDIATRICS - PORT ST. LUCIE		42	7	14%	49
PEDIATRICS IN BREVARD PA- ROCKLEDGE		39	10	20%	49
MEDICATION ROOMS-CSU/CI NURSE STATION	1	41	6	13%	48
OPPENHEIMER PLASTIC SURGERY LLC		44	4	8%	48
ST FRANCIS HOSPITAL		42	6	13%	48
ADVENT HEALTH CENTRA CARE - SAND LAKE		19	29	60%	48
BIOIQ			48	100%	48
NAPLES PEDIATRICS INC		43	5	10%	48
SOFT CELL LABORATORIES		45	3	6%	48
ADVENT HEALTH CENTRA CARE - EAST ORLANDO		21	27	56%	48
BAY CENTER HURRICANE SHELTER		48			48
COURTYARD GARDENS OF JUPITER		48			48
MIAMI VA HEALTHCARE SYSTEM			48	100%	48

# COVID-19: testing by laboratory

Data through Dec 30, 2020 verified as of Dec 31, 2020 at 09:25 AM

Data in this report are provisional and subject to change.

The numbers in the table below represent the number of Florida and non-Florida residents for whom test results were received by the Department of Health. A person can be tested by more than one laboratory and can have both positive and negative results. **Therefore, the sum of the numbers in each column will be larger than the total number of people tested.**

Reporting lab	Inconclusive	Negative	Positive	Percent positive	Total
CATHOLIC HEALTH SERVICES REGIONAL LAB		44	4	8%	48
CARENOW URGENT CARE - LAKE MARY			48	100%	48
ALLIANCE PEDIATRICS		24	24	50%	48
PEDIATRIC CARE CENTER- JACKSONVILLE BEACH		19	28	60%	47
NAVARRE GARDENS		41	6	13%	47
INTERLAB		1	46	98%	47
BEACHES PEDIATRICS PA		45	2	4%	47
BROWARD HEALTH MEDICAL CENTER CLINICAL LAB			47	100%	47
ALEXANDER NININGER STATE VETERANS		47			47
BARRY UNIVERSITY STUDENT HEALTH SERVICES		37	10	21%	47
TRINITY AL SENIOR HOUSING LLC		44	3	6%	47
GREENLEAF ALF		46	1	2%	47
BAPTIST MEDICAL CENTER SOUTH		35	12	26%	47
FLORIDA HEALTH CARE		6	40	87%	46
CHILDREN'S HOSPITAL OF ALABAMA		45	1	2%	46
ARBOR OAKS AT TYRONE	4	42			46
JPR URGENT MEDICAL CARE		46			46
EAST MANATEE FAMILY	1	1	44	96%	46
H LEE MOFFITT CANCER CENTER MICRO		46			46
PREMIER PLACE HEALTHCARE AT THE GLENVIEW		46			46
FAMILY EXTENDED CARE OF CENTRAL TAMPA		46			46
HARTFORD HEALTH SERVICES LLC		46			46
CLINICA HISPANA			46	100%	46
MALCOM RANDALL DEPT OF VAMC			46	100%	46
FLORIDA ATLANTIC UNIVERSITY STUDENT HEALTH		35	11	24%	46
HEALTH DESIGNS		40	6	13%	46
STEINHATCHEE FAMILY MEDICAL CENTER		42	4	9%	46
ROSECASTLE AT DELANEY CREEK		45	1	2%	46
ELMCROFT OF BELLA VITA		38	8	17%	46
KINDRED HOSPITAL-BAY AREA-ST PETERSBURG LAB		46			46
ADVENT HEALTH MEDICAL GROUP OB GYN AT		39	6	13%	45
KINDRED HOSPITAL - SOUTH FLORIDA		45			45
ALTAMONTE PEDIATRIC ASSOCIATES		31	14	31%	45
OAK MANOR NURSING HOME		43	2	4%	45
PALM BAY PEDIATRICS		33	12	27%	45
SOUTHPORT SQUARE HARBOUR HEALTH		45			45
ADVENT HEALTH - MOUNT DORA		6	39	87%	45
UNIVERSITY OF CENTRAL FLORIDA HEALTH SERVICES		45			45
MID FLORIDA PATHOLOGY LLC MOBILE UNIT #4		25	20	44%	45
BioReference Laboratories, Inc		6	39	87%	45
MOOSEHAVEN LIFE CARE CENTER		44			44
EMERALD COAST BEHAVIORAL HOSPITAL		42	2	5%	44
Darcy Hall Of Life Care		44			44
HAWTHORN HOUSE		36	8	18%	44
EXPERTUS LABORATORIES INC		17	27	61%	44
KINDRED HOSPITAL MELBOURNE		44			44
SOUTHEAST ALABAMA MEDICAL CENTER			44	100%	44



# COVID-19: testing by laboratory

Data through Dec 30, 2020 verified as of Dec 31, 2020 at 09:25 AM

Data in this report are provisional and subject to change.

The numbers in the table below represent the number of Florida and non-Florida residents for whom test results were received by the Department of Health. A person can be tested by more than one laboratory and can have both positive and negative results. **Therefore, the sum of the numbers in each column will be larger than the total number of people tested.**

Reporting lab	Inconclusive	Negative	Positive	Percent positive	Total
REDI-MED WALK-IN FAMILY CARE			44	100%	44
PUBLIC SQUARE PHARMACY LLC		32	12	27%	44
MINUTECLINIC DIAGNOSTIC OF TEXAS, LLC		37	7	16%	44
XPRESS URGENT CARE		37	7	16%	44
PEDIATRICS OF CENTRAL FLORIDA – SAINT CLOUD	2	40	2	5%	44
WINTER GARDEN REHAB AND NURSING CENTER		40	4	9%	44
ALLIANCE OF PHYSICIANS AGAINST COVID-19			44	100%	44
HEALTH FIRST - CAPE CANAVERAL HOSPITAL		1	43	98%	44
CROSS CITY REHABILITATION AND HEALTH CARE CENTER		40	4	9%	44
VISITING PHYSICIANS ASSOCIATION		40	4	9%	44
TUKA PEDIATRICS		7	37	84%	44
CHAMBREL AT ISLAND LAKE		42	1	2%	43
TROY REGIONAL MEDICAL CENTER		35	8	19%	43
PREMIER MEDICAL ASSOCIATES		43			43
INTERNAL MEDICINE & PEDIATRICS OF TAMPA BAY PA		30	13	30%	43
IMA MEDICAL GROUP		26	17	40%	43
LAKE MARY KIDS CENTRA CARE		33	10	23%	43
Guardian Care Nursing and Rehabilitation Center		43			43
MARTIN ACQUISITION 1 LLC DBA		39	4	9%	43
STUART URGENT CARE			43	100%	43
BRANCH MEDICAL CLINIC			43	100%	43
VITAS HEALTHCARE CORP OF FLORIDA		43			43
QUOTIENT SCIENCES			43	100%	43
RITECARE MED CTR H			43	100%	43
PATRICK AIR FORCE BASE		3	40	93%	43
ADVENT HEALTH - LAKE MARY		35	8	19%	43
A2Z DIAGNOSTICS		42			42
ARDEN COURTS OF FORT MYERS		40	2	5%	42
CLINICAL LABORATORY		42			42
MED ONE AT SAINT AUGUSTINE		33	9	21%	42
Atlantic Shore Nursing and Rehab		42			42
FLORIDA HOSPITAL		26	16	38%	42
SARATOGA HOSPITAL LABORATORY		39	3	7%	42
PROFESSIONAL HEALTH EXAMINERS		36	6	14%	42
SEMINOLE TRIBE OF FLORIDA		31	10	24%	41
MAIMONIDES-SHALOM ACADEMY, INC		40	1	2%	41
PRECISION HEALTH SOLUTIONS LAB		9	32	78%	41
POPLAR HEALTHCARE PLLC	1	11	29	71%	41
PINELLAS COUNTY JAIL			41	100%	41
COOPER FAMILY MEDICAL, PLLC		36	5	12%	41
QUALITY URGENT CARE AND WELLNESS		31	10	24%	41
HOSPICE OF THE EMERALD COAST INC - PANAMA CITY		40	1	2%	41
CENTRA CARE – APOPKA	1	2	38	93%	41
WELL HEALTH WORKS		39	2	5%	41
FLORIDA HOSPITAL NEW SMYRNA		4	37	90%	41
LCS SANDHILL COVE LLC DBA		39	2	5%	41
FHMG_CTR FOR SENIOR HEALTH		36	5	12%	41



# COVID-19: testing by laboratory

Data through Dec 30, 2020 verified as of Dec 31, 2020 at 09:25 AM

Data in this report are provisional and subject to change.

The numbers in the table below represent the number of Florida and non-Florida residents for whom test results were received by the Department of Health. A person can be tested by more than one laboratory and can have both positive and negative results. **Therefore, the sum of the numbers in each column will be larger than the total number of people tested.**

Reporting lab	Inconclusive	Negative	Positive	Percent positive	Total
FAMILY EXTENDED CARE OF WINTER HAVEN		39	2	5%	41
PEDIATRICS OF CENTRAL FLORIDA KISSI		33	8	20%	41
Peninsula Care and Rehab		39	2	5%	41
CLARE BRIDGE OF SARASOTA		40	1	2%	41
ARBOR TERRACE SAN JOSE LLC	1	39	1	2%	41
HERNANDO COUNTY FIRE RESCUE DISTRICT		18	23	56%	41
DAVID POSNACK JEWISH DAY SCHOOL		40			40
Cross Landings Health and Rehabilitation		40			40
PRIDE DIAGNOSTICS		24	16	40%	40
QUALITY URGENT CARE AND WELLNESS PL		26	14	35%	40
MENTAL HEALTH CARE INC		35	5	13%	40
ONESTOP MEDICAL AND URGENT CARE LLC		32	8	20%	40
PACIFICA SENIOR LIVING OCALA		35	5	13%	40
PARK OF THE PALMS INC		40			40
BRONX LEBANON HOSPITAL-MEDICAL CENTER		37	3	8%	40
INN AT THE FOUNTAINS, THE		34	6	15%	40
HOLISTIC PEDIATRICS GROUP LLC		37	3	8%	40
NADAL PEDIATRICS		32	7	18%	39
RAINBOW PEDIATRICS PC LLC / BREAKFAST POINT		38	1	3%	39
NEXT MOLECULAR ANALYTICS		9	30	77%	39
TGH URGENT CARE POWERED BY FAST TRACK			39	100%	39
URGENT CARE & WELLNESS CENTER		10	29	74%	39
CAPITAL REGIONAL MEDICAL CENTER		2	37	95%	39
CLINICAL RESEARCH SEQUENCING PLATFORM		8	31	79%	39
SUMMIT MEDICAL GROUP PA		38	1	3%	39
GRAND ST PAUL CVS		39			39
ADVENT HEALTH EXPRESS CARE		3	36	92%	39
BAY COUNTY JAIL ANNEX		34	5	13%	39
STEWART SEBASTIAN RIVER MEDICAL CENTER		27	12	31%	39
ROCKLEDGE REGIONAL MEDICAL CENTER		30	9	23%	39
PLANT CITY PEDIATRICS		37	2	5%	39
MEDEX MEDICAL EXPRESS OF PALATKA LLC			39	100%	39
COOPER FAMILY MEDICAL PLLC		29	9	24%	38
NEW YORK PRESBYTERIAN - QUEENS DIAGNOSTIC		37	1	3%	38
The Care Center at Pinellas Park		31	7	18%	38
HOMEWOOD RESIDENCE AT FREEDOM PLAZA		37	1	3%	38
PALM RIVER COMMUNITY HEALTH CENTER		33	5	13%	38
Coastal Health and Rehabilitation Center		36	2	5%	38
BOND CLINIC, PA		9	29	76%	38
NEOGENOMICS LABORATORIES INC		38			38
FLORIDA MEDICAL CLINIC PA		35	3	8%	38
ADVENT HEALTH - LAKE WALES		28	10	26%	38
QHC UPSTATE MEDICAL PC		31	7	18%	38
UNIVERSITY OF ALABAMA		35	3	8%	38
WATERCREST ST LUCIE WEST	1	35	2	5%	38
FIRST CHOICE URGENT CARE		10	28	74%	38
LOURDES HOSPITAL INC		36	2	5%	38

# COVID-19: testing by laboratory

Data through Dec 30, 2020 verified as of Dec 31, 2020 at 09:25 AM

Data in this report are provisional and subject to change.

The numbers in the table below represent the number of Florida and non-Florida residents for whom test results were received by the Department of Health. A person can be tested by more than one laboratory and can have both positive and negative results. **Therefore, the sum of the numbers in each column will be larger than the total number of people tested.**

Reporting lab	Inconclusive	Negative	Positive	Percent positive	Total
BOND CLINIC PA		8	30	79%	38
ORCHID COVE AT DAYTONA		34	4	11%	38
FLORIDA HEALTH CARE DELAND			38	100%	38
ROCHESTER GENERAL HOSPITAL LABORATORY		37	1	3%	38
SOMERBY OF SANTA ROSA BEACH		36	2	5%	38
PONCE THERAPY CARE CENTER		34	3	8%	37
PENNSYLVANIA DEPT OF HEALTH		20	17	46%	37
ADVANCED MEDICAL OF NAPLES LLC			37	100%	37
HOLZER HEALTH CENTER		5	32	86%	37
FLORIDA MEDICAL CLINIC LLC		24	13	35%	37
THE COLLIER AT NAPLES		36	1	3%	37
CEDAR CREEK AT KINGS BAY INC		37			37
CLERMONT URGENT CARE			37	100%	37
MARQUIS LABS, LLC		37			37
MISSION OAKS ASSISTED LIVING		36	1	3%	37
BIOREREFERENCE LABORATORIES		3	34	92%	37
BROOKDALE PALMER RANCH	1	34	2	5%	37
INTERNAL MEDICINE ASSOCIATES PA		34	3	8%	37
BRISTOL AT TAMPA, THE		33	4	11%	37
PATHOGENIUS LABORATORIES		30	7	19%	37
BOULEVARD REHABILITATION CENTER		24	13	35%	37
BENTON HOUSE OF ST. JOHNS		36	1	3%	37
FAMILY EXTENDED CARE OF SEBRING INC		35	2	5%	37
ONE MILO		37			37
FLORIDA DEPARMENT OF HEALTH CLAY COUNTY		25	12	32%	37
BVL/LITTLE ANGEL PEDIATRICS		36			36
ASHRAF MEDICAL GROUP PLLC DBA PULSE MD		36			36
DOH-WEST PALM BEACH BRANCH LABORATORY		2	34	94%	36
CAPE REGIONAL MEDICAL CENTER		35	1	3%	36
VENICE REGIONAL MEDICAL CENTER BAYFRONT HEALTH		12	24	67%	36
ROHR HOME		33	3	8%	36
PRINCETON VILLAGE		33	3	8%	36
BUECHELE DENTAL PA DBA CLERMONT FAMILY DENTISTRY		32	4	11%	36
WEST ISLIP URGENT CARE		36			36
Mt Sinai Aventura			36	100%	36
FINLAY CLINICAL LABORATORY		19	17	47%	36
TRADITIONAL HOME HEALTH OF PALM BEACH INC		36			36
LITTLE NECK URGENT CARE		35	1	3%	36
CYPRESS COVE		34	2	6%	36
BAYSHORE PATHOLOGY CONSULTANTS PA		34	1	3%	35
MCW MENTAL HEALTH LLC		34	1	3%	35
ADVENT HEALTH - FISH MEMORIAL		2	33	94%	35
MAGNOLIA MEDICAL CLINIC		1	34	97%	35
P23 LABS		35			35
IRL		4	31	89%	35
Palms at Ponte Vedra Assisted Livning and Memory Care		34	1	3%	35
life Care Center of Melbourne		21	14	40%	35

# COVID-19: testing by laboratory

Data through Dec 30, 2020 verified as of Dec 31, 2020 at 09:25 AM

Data in this report are provisional and subject to change.

The numbers in the table below represent the number of Florida and non-Florida residents for whom test results were received by the Department of Health. A person can be tested by more than one laboratory and can have both positive and negative results. **Therefore, the sum of the numbers in each column will be larger than the total number of people tested.**

Reporting lab	Inconclusive	Negative	Positive	Percent positive	Total
CARDIOLOGY AND MEDICINE ASSOCIATES		26	9	26%	35
ECOLAB GROUP		7	28	80%	35
HR SARASOTA OPERATOR LLC		25	10	29%	35
LAKELAND REGIONAL HEALTH LAKE MIRIAM		3	32	91%	35
NORTH FLORIDA MEDICAL CENTER		33	2	6%	35
FLORIDA HEALTH CARE PLANS INC		1	34	97%	35
FERN PARK DEVELOPMENTAL CENTER			34	100%	34
EGLIN AFB		9	25	74%	34
NORTHWELL HEALTH PLAINVIEW HOSPITAL LABORATORY		27	7	21%	34
BAY PINES MEDICAL ASSOCIATES		1	33	97%	34
KINDRED AT HOME		27	7	21%	34
LAKE HOWELL FAMILY MEDICINE ASSOCIATES		28	6	18%	34
CENTRA CARE – LAKE NONA		3	31	91%	34
PENSACOLA PEDIATRICS, PA		27	7	21%	34
PARAMOUNT WALK-IN CLINIC		1	33	97%	34
MOLECULAR DIAGNOSTICS		1	33	97%	34
KINDRED HOSPITAL NORTH FLORIDA		32	2	6%	34
WALGREENS 3173		27	7	21%	34
CORAL GABLES HOSPITAL			34	100%	34
AMERICAN HOUSE COCONUT POINT		31	3	9%	34
DOH		17	16	48%	33
HARMONY CLINIC		1	32	97%	33
MEDLOGIC LABORATORIES		3	30	91%	33
SH HERON EAST LLC		33			33
AU HEALTH		27	6	18%	33
EC OPCO PENSACOLA, LLC		33			33
TERRACE AT HOBE SOUND, THE	1	31	1	3%	33
TITUSVILLE FAMILY PRACTICE		14	19	58%	33
LAKE CITY VA MEDICAL CENTER			33	100%	33
AHSE ROP		32	1	3%	33
PRMG - EAST NAPLES		23	10	30%	33
WHITE WILSON MEDICAL CENTER IMMEDIATE CARE			33	100%	33
SANFORD MOBILE LAB PGA TOUR		32	1	3%	33
ST. MARYS MEDICAL CENTER		1	32	97%	33
Kensington Gardens		33			33
KAPG ST AUGUSTINE SENIOR HOUSING OPCO LLC		33			33
BOND CLINIC		3	30	91%	33
AYERS NURSING AND REHABILITATION CENTER		33			33
ACCURATE DIAGNOSTIC LAB		32	1	3%	33
ADVENTIST HEALTH SYSTEM FLORIDA		26	7	21%	33
AZALEA TRACE PHYSICIAN SERVICES		32			32
PANCARE HEALTH GULF COUNTY		22	10	31%	32
VETERANS HOME			32	100%	32
RITE MEDICAL CARE PC		32			32
COLLIER HMA PHYSICIAN MANAGEMENT LLC		26	6	19%	32
VILLAGE ON THE ISLE		27	5	16%	32
OPIS COQUINA CENTER		32			32

# COVID-19: testing by laboratory

Data through Dec 30, 2020 verified as of Dec 31, 2020 at 09:25 AM

Data in this report are provisional and subject to change.

The numbers in the table below represent the number of Florida and non-Florida residents for whom test results were received by the Department of Health. A person can be tested by more than one laboratory and can have both positive and negative results. **Therefore, the sum of the numbers in each column will be larger than the total number of people tested.**

Reporting lab	Inconclusive	Negative	Positive	Percent positive	Total
JACKSON HEALTH SYSTEM		1	31	97%	32
MINUTECLINIC DIAGNOSTIC OF RHODE ISLAND, LLC #1544		31	1	3%	32
PHYSICIAN ASSOCIATES LLC		26	6	19%	32
RASHDA ALBIBI M.D. P.A.		30	2	6%	32
UNIVERSITY HOSPITAL		28	4	13%	32
DELAND WELLNESS CENTER			32	100%	32
ST AUGUSTINE PEDIATRIC ASSOC		30	2	6%	32
CITRUS COUNTY HEALTH DEPARTMENT		31	1	3%	32
REDI-MED WALK IN FAMILY CLINIC			32	100%	32
BIOFIRE		7	25	78%	32
ADVENTHEALTH EXPRESS CARE AT WALGREENS		24	8	25%	32
FHMG- FLORIDA HOSPITAL MEDICAL GROUP		24	8	25%	32
ADVENT HEALTH CENTRA CARE - APOPKA NORTH		10	22	69%	32
METRO KNOXVILLE HMA		25	7	22%	32
Palm Garden of Largo		32			32
QUICK CARE MED LLC		26	6	19%	32
WESTMINSTER ST AUGUSTINE		32			32
PERSONAL PEDIATRICS		28	3	10%	31
BISHOP GRADY VILLAS		31			31
CARE ONE OF FLORIDA		8	23	74%	31
WEST COAST FAMILY MEDICAL CARE		19	12	39%	31
GOOD HEARTS COVID TESTING		8	23	74%	31
MANOR CARE OF PALM HARBOR		31			31
COLLIER ANESTHESIA PAIN LLC		31			31
Life Care Center at Inverrary		31			31
GRAND OAKS OF PALM CITY LLC	1	28	2	6%	31
MEDRITE URGENT CARE		23	8	26%	31
IPSUM DIAGNOSTICS		3	28	90%	31
DISCOVERY COMMONS AT BRADENTON		31			31
ESCAMBIA COUNTY JAIL		18	13	42%	31
NIGHT LITE PEDIATRICS URGENT CARE CENTER			31	100%	31
REGENCY PARK ASSISTED LIVING FACILITY		29	2	6%	31
Heartland Health Care Center North Sarasota		18	13	42%	31
LabCorp L#09258130 M#09258125		12	18	60%	30
PECONIC BAY MEDICAL CENTER LABORATORY		24	6	20%	30
Golfview Healthcare Center		30			30
Summit Medical Group, Pa DbA Citymd		28	2	7%	30
UNION MEDICAL CARE PLLC		30			30
PHOSPHORUS DIAGNOSTICS		27	3	10%	30
AMEERAH LABS			30	100%	30
HERITAGE WATERSIDE		27	3	10%	30
BALMORAL TENANT SERVICES INC		29	1	3%	30
STEWARD MEDICAL GROUP, INC		21	9	30%	30
HAWKINS FAMILY MEDICINE LLC		15	15	50%	30
FELICIDAD MEDICAL CENTER			30	100%	30
BRIDGEVIEW CENTER LLC		27	3	10%	30
IMA MEDICAL GROUP POINCIANA		14	16	53%	30

# COVID-19: testing by laboratory

Data through Dec 30, 2020 verified as of Dec 31, 2020 at 09:25 AM

Data in this report are provisional and subject to change.

The numbers in the table below represent the number of Florida and non-Florida residents for whom test results were received by the Department of Health. A person can be tested by more than one laboratory and can have both positive and negative results. **Therefore, the sum of the numbers in each column will be larger than the total number of people tested.**

Reporting lab	Inconclusive	Negative	Positive	Percent positive	Total
LAKE GIBSON VILLAGE, LLC		30			30
TRADITIONAL HOME CARE INC		29	1	3%	30
MINUTECLINIC DIAGNOSTIC OF OHIO LLC		21	9	30%	30
SOUTHERN LABORATORY		6	24	80%	30
ADVENT HEALTH PRIMARY CARE PLUS, WINTER GARDEN		26	4	13%	30
BEEHIVE HOMES OF GULF BREEZE		19	11	37%	30
TAYLORVILLE FAMILY MEDICINE		23	7	23%	30
PLAINVIEW URGENT CARE		29	1	3%	30
THE TERRACE AT IVY ACRES ALF		11	19	63%	30
ALL MY KIDS PEDIATRICS INC		18	11	38%	29
SUNTREE INTERNAL MEDICINE		29			29
WESTWOOD NURSING AND REHABILITATION		28	1	3%	29
WUESTHOFF MEMORIAL HOSPITAL			29	100%	29
ORLANDO VA MEDICAL CENTER			29	100%	29
UNIV OF ROCHESTER-STRONG MEMORIAL HOSP		28	1	3%	29
MAUREEN OROURKE-FUTEY			29	100%	29
WOLFF CTR FOR CHILD & ADOLESCENT HEALTH PLLC,THE		19	10	34%	29
P4CLINICAL	3	2	24	83%	29
BELVEDERE COMMONS OF SUN CITY CENTER□		29			29
HOME CARE PHARMACY		29			29
JACKSONVILLE UNIVERSITY		27	2	7%	29
NEMOURS CHILDRENS CLINIC		22	7	24%	29
MOBILE DOC FL, LLC		23	6	21%	29
ERDOX		28	1	3%	29
COMPREHENSIVE CHILDCARE		23	6	21%	29
CITYMD OF MANAHAWKIN		27	2	7%	29
JACKSON COUNTY HEALTH DEPARTMENT		14	15	52%	29
EVERLYWELL		16	13	45%	29
CENTRA CARE - DR. PHILLIPS		1	28	97%	29
NIGHT LITE PEDIATRICS CENTER LLC		8	20	71%	28
PRACTICE MANAGEMENT OF AMERICA, INC.		5	23	82%	28
LONGLEAF DIAGNOSTIC LABORATORIES		3	25	89%	28
PORT ST LUCIE HOSPITAL		25	3	11%	28
CALADIUM PEDIATRICS		27	1	4%	28
UTAH CVS PHARMACY, LLC		27	1	4%	28
PALM GARDEN OF JACKSONVILLE		27	1	4%	28
ACTIVE SENIOR LIVING		26	2	7%	28
PORT CHARLOTTE REHABILITATION CENTER		24	4	14%	28
MAINSTREET FAMILY URGENT CARE		1	26	96%	27
UNION MEDICAL CARE		27			27
PANCARE HEALTH - MALONE CLINIC		23	4	15%	27
CINNAMON COVE ALF		27			27
WILLOWBROOKE COURT AT ST ANDREWS ESTATES		23	4	15%	27
EDEN AT CRESTVIEW		12	15	56%	27
SANTA BARBARA CARE CENTER		17	10	37%	27
UCLA HEALTHCARE CLINICAL LABS		23	4	15%	27
LAKELAND NURSING AND REHABILITATION CENTER			27	100%	27



# COVID-19: testing by laboratory

Data through Dec 30, 2020 verified as of Dec 31, 2020 at 09:25 AM

Data in this report are provisional and subject to change.

The numbers in the table below represent the number of Florida and non-Florida residents for whom test results were received by the Department of Health. A person can be tested by more than one laboratory and can have both positive and negative results. **Therefore, the sum of the numbers in each column will be larger than the total number of people tested.**

Reporting lab	Inconclusive	Negative	Positive	Percent positive	Total
FIRSTCARE CLINIC		7	20	74%	27
MINUTE CLINIC INCORPORATE		22	5	19%	27
HIGHLANDS LAKE CENTER		27			27
L&S SENIOR CARE DBA ARCADIA OAKS		27			27
CSL PLASMA INC		7	20	74%	27
ARIZONA DEPARTMENT OF HEALTH SERVICES			27	100%	27
HOSPICE OF THE TREASURE COAST		25	2	7%	27
CDC		17	10	37%	27
LONG ISLAND JEWISH MED CTR		25	2	7%	27
EXPRESS CARE OF BELLEVIEW		27			27
RENAISSANCE AT THE TERRACES		27			27
CONNECTICUT DEPARTMENT OF HEALTH		22	5	19%	27
NORTH FLORIDA PEDIATRICS		25	2	7%	27
OAKTREE HEALTHCARE			27	100%	27
SUNCOAST LABS			27	100%	27
PULMONARY SPECIALISTS OF THE PALM BEACHES		16	10	38%	26
CDR MAGUIRE - MIAMI BEACH CC MISSION 17388		2	24	92%	26
MONCRIEF ARMY HEALTH CLINIC			26	100%	26
ADVENTHEALTH MEDICAL GROUP PROMPT CAR		18	8	31%	26
LOOP PEDIATRICS		22	4	15%	26
ADVENT HEALTH PARTIN SETTLEMENT HEALTH PARK		18	8	31%	26
CENTRA CARE – SAND LAKE		1	25	96%	26
ISLAND URGENT CARE PLLC		26			26
LINCOLN DIAGNOSTIC LAB		25	1	4%	26
PORT SAINT JOHN FAMILY PRACTICE		18	8	31%	26
HEALTH FIRST - VIERA HOSPITAL		1	25	96%	26
BARTON HEALTH ALLIANCE		1	25	96%	26
PALM BAY HOSPITAL			26	100%	26
THE MINIER URGENT CARE		20	6	23%	26
KEY PRIMARY CARE			26	100%	26
ADVENT HEALTH CARE CENTER		26			26
MINUTE CLINIC LLC #2216		25	1	4%	26
PENSACOLA DEVELOPMENTAL CENTER		9	16	64%	25
GRAMERCY PARK URGENT CARE		25			25
MICHAEL AKPEKE MD		16	9	36%	25
BETHESDA HEALTH URGENT CARE			25	100%	25
BOCA BIOLISTIC REFERENCE LAB			25	100%	25
BAY COUNTY SHERIFFS OFFICE JAIL FACILITY		21	4	16%	25
WAVE CREST HEALTH AND REHABILITATION CENTER		25			25
WOMENS CARE FLORIDA LABORATORY		25			25
TIDEWELL HOSPICE INC		23	2	8%	25
UNIPATH		18	7	28%	25
SANITAS		4	21	84%	25
SEVEN HILLS HEALTH AND REHABILITATION CENTER		25			25
RJ LEE GROUP	1	23	1	4%	25
STATEN ISLAND UNIVERSITY HOSPITAL-POUCH		25			25
RADIOLOGY ASSOCIATES OF VENICE AND ENGLEWOOD		24	1	4%	25

# COVID-19: testing by laboratory

Data through Dec 30, 2020 verified as of Dec 31, 2020 at 09:25 AM

Data in this report are provisional and subject to change.

The numbers in the table below represent the number of Florida and non-Florida residents for whom test results were received by the Department of Health. A person can be tested by more than one laboratory and can have both positive and negative results. **Therefore, the sum of the numbers in each column will be larger than the total number of people tested.**

Reporting lab	Inconclusive	Negative	Positive	Percent positive	Total
LEVY COUNTY DEPARTMENT OF HEALTH		20	5	20%	25
MINUTECLINIC DIAGNOSTIC		25			25
ST. CLOUD HOSPITAL		20	5	20%	25
ARCPPOINT LABS OF FORT LAUDERDALE		25			25
ADVENT HEALTH CENTRA CARE - LAKE BUTLER BOULEVARD			25	100%	25
HERNANDO ENDOSCOPY AND SURGERY CENTER		18	7	28%	25
WALGREENS 6221		24	1	4%	25
WEST		14	11	44%	25
FAMILY CARE PARTNERS		15	10	40%	25
WALK IN MEDICAL URGENT CARE		25			25
CDR MAGUIRE INC	1	2	22	88%	25
LAFAYETTE NURSING AND REHABILITATION CENTER		25			25
JAMAICA HOSPITAL MEDICAL CENTER		23	2	8%	25
HERITAGE OAKS ASSISTED LIVING & MEMORY CARE		20	4	17%	24
BONIFAY NURSING AND REHAB CENTER			24	100%	24
AFTER HOURS PEDIATRICS			24	100%	24
MINUTECLINIC DIAGNOSTIC OF RHODE ISLAND, LLC #212		24			24
MENORAH HOUSE		23	1	4%	24
STUART LODGE LIVING LLC		4	20	83%	24
BROOKDALE JENSEN BEACH		24			24
University Hills health and Rehabilitation		15	9	38%	24
AVENTIS BIO-SERVICES CTL		24			24
TARPON BAYOU CENTER			24	100%	24
HENNEPIN COUNTY MEDICAL CENTER (HCMC)		13	11	46%	24
MOOSEHAVEN HEALTH CENTER		12	12	50%	24
HOSPICE OF MARTIN & ST LUCIE, INC		24			24
LABORATORY DYNAMICS		20	4	17%	24
VILLAGES REHABILITATION AND NURSING CENTER		24			24
MEDCOMP SCIENCES			24	100%	24
ROYAL PALM SENIOR RESIDENCE		24			24
WESTMINSTER WOODS ON JULINGTON CREEK		22	2	8%	24
WELLNOW URGENT CARE		23	1	4%	24
BURRY’S PHARMACY INC		12	12	50%	24
SOLARIS SENIOR LIVING OF MERRITT ISLAND		24			24
PHYSICIANS PRIMARY CARE OF SW FLORIDA PL		24			24
SEA PINES REHABILITATION HOSPITAL		24			24
SOUTHSIDE HOSPITAL NORTHWELL HEALTH LABORATORY		22	2	8%	24
SPRING MANOR ASSISTED LIVING		24			24
ELMCROFT PINECREST		24			24
TRUGENX		1	23	96%	24
SENIOR HEALTH OF WINTER PARK DUNDEE		24			24
COURTYARDS OF ORLANDO		24			24
MADWAR		19	5	21%	24
THE CHAPPEL GROUP RESEARCH		24			24
LINCOLN MEDICAL AND MENTAL HEALTH CENTER		23	1	4%	24
EAST HILL MEDICAL GROUP		17	6	26%	23
ISLAND COAST PEDIATRICS PA		22	1	4%	23

# COVID-19: testing by laboratory

Data through Dec 30, 2020 verified as of Dec 31, 2020 at 09:25 AM

Data in this report are provisional and subject to change.

The numbers in the table below represent the number of Florida and non-Florida residents for whom test results were received by the Department of Health. A person can be tested by more than one laboratory and can have both positive and negative results. **Therefore, the sum of the numbers in each column will be larger than the total number of people tested.**

Reporting lab	Inconclusive	Negative	Positive	Percent positive	Total
S-H THIRTY FIVE OPCO - LUTZ, LLC		23			23
EGL GENETIC DIAGNOSTICS		1	22	96%	23
DEVELOPMENTAL DISABILITIES DEFENDANT PROGRAM		23			23
PANCARE HEALTH - FREEPORT CLINIC SUITE B		20	3	13%	23
VASSAR BROTHERS MEDICAL CENTER LABORATORY		22	1	4%	23
PREMISE HEALTH MIA			23	100%	23
PENSACOLA PEDIATRICS - PACE		16	7	30%	23
PARK WEST MEDICAL CENTER		22	1	4%	23
RENAISSANCE SENIOR LIVING	1	22			23
PRIMECARE AT TWIN LAKES			23	100%	23
UF HEALTH NORTH JACKSONVILLE			23	100%	23
FHMG-FLORIDA HOSPITAL MEDICAL GROUP		20	3	13%	23
CENTRAL FLORIDA PEDIATRICS		13	10	43%	23
UNIVERSITY HILLS HEALTH AND REHABILITATION CENTER		18	5	22%	23
NOBLE SENIOR LIVING		3	20	87%	23
NEW JERSEY		22	1	4%	23
RIVERHEAD URGENT CARE		22	1	4%	23
WILLOW BROOKE COURT AT AZALEA TRACE		23			23
TURNING POINT OF TAMPA		20	3	13%	23
THE TERRACE OF JACKSONVILLE		3	20	87%	23
ADVENT HEALTH - LAKE MARY PEDIATRICS		16	7	30%	23
ORLANDO LUTHERAN TOWERS ASSISTED LIVING		23			23
STATE LAB		2	21	91%	23
WEST VOLUSIA FAMILY AND SPORTS MEDICINE		23			23
MADISON COUNTY MEMORIAL HOSP		12	10	45%	22
DIACARTA INC.		22			22
UNIVERSITY MEDICAL CTR OF PRINCETON AT		20	2	9%	22
FINLAY C. LABORATORY		3	19	86%	22
BROOKDALE UNIVERSITY HOSPITAL		21	1	5%	22
MAYO CLINIC JACKSONVILLE		1	21	95%	22
Citymd Of Toms River		20	2	9%	22
CORNERSTONE MEDICAL CARE OF BRANDON PL		19	3	14%	22
NIGHT LITE PEDIATRIC CENTER		10	12	55%	22
ROCKLEDEGE REGIONAL MEDICAL CENTER		17	5	23%	22
MAKO MEDICAL		14	8	36%	22
SARASOTA MEMORIAL NURSING & REHABILITATION CTR		22			22
WUESTHOFF MEDICAL CENTER-MELBOURNE			22	100%	22
MILLENNIUM PHYSICIAN GROUP LLC		18	4	18%	22
TEN HEALTHCARE		6	16	73%	22
BAPTIST HEALTH SOUTH FLORIDA - WEST BOCA URGENT CARE			22	100%	22
FIRST CHOICE PEDIATRICS LOOP		20	2	9%	22
WARDE MEDICAL LABORATORY		15	7	32%	22
BULLS HEAD URGENT CARE		22			22
FAST PACE MEDICAL CLINIC, PLLC		19	3	14%	22
WASHINGTON COUNTY HEALTH DEPARTMENT		11	11	50%	22
WESTPAC LABS		1	21	95%	22
Lanier Rehab			22	100%	22

# COVID-19: testing by laboratory

Data through Dec 30, 2020 verified as of Dec 31, 2020 at 09:25 AM

Data in this report are provisional and subject to change.

The numbers in the table below represent the number of Florida and non-Florida residents for whom test results were received by the Department of Health. A person can be tested by more than one laboratory and can have both positive and negative results. **Therefore, the sum of the numbers in each column will be larger than the total number of people tested.**

Reporting lab	Inconclusive	Negative	Positive	Percent positive	Total
FLORIDA PEDIATRICS		6	16	73%	22
APOLLO SURGERY CENTER		20	2	9%	22
TGH URGENT CARE - RIVERVIEW			22	100%	22
SUNQUEST		3	19	86%	22
MOBILE DIVISION LABORATORY		7	15	68%	22
GENTIVA HEALTH SERVICES CERTIFIED INC		22			22
COLONY CARE CENTER		13	9	41%	22
MONTEFIORE NEW ROCHELLE HOSPITAL		20	1	5%	21
FAMILY EXTENDED CARE OF PUNTA GORDA		21			21
FLORIDA DEPARTMENT OF HEALTH IN TAYLOR COUNTY		16	5	24%	21
JUNIPER VILLAGE AT CAPE CORAL		20	1	5%	21
VALENCIA HOUSE ALF		21			21
GENESIS DERMATOLOGY		19	2	10%	21
INTERNATIONAL MEDICAL LABORATORY INC		21			21
AMERICAN ESOTERIC LABORATORIES		6	15	71%	21
CHILDREN'S MEDICAL CENTER			21	100%	21
MOBILE MEDICAL ASSOCIATES PL		9	12	57%	21
INSTITUTE OF PATHOLOGY KINGS COUNTY		21			21
UPMC CHAUTAUQUA AT WCA LABORATORY		20	1	5%	21
NURSES HELPING HANDS INC ALF		21			21
PHYSICIANS STAT		2	19	90%	21
CALHOUN COUNTY HEALTH DEPT		5	16	76%	21
MORTON PLANT HOSPITAL NURSING			21	100%	21
ST JUDE CHILDRENS RESEARCH HOSPITAL		21			21
PATHGROUP			21	100%	21
INNOVATION CLINICAL TRIALS, INC			21	100%	21
CROSSWINDS HEALTH AND REHABILITATION CENTER		21			21
WEST BROWARD CARE CENTER		20	1	5%	21
WINDERMERE MEDICAL CENTER		18	3	14%	21
PANCARE HEALTH - BONIFAY K-8			21	100%	21
GOOD SAMARITAN HOSPITAL LABORATORY		18	3	14%	21
CLINICAL PATHOLOGY LABORATORIES SOUTHEAST			21	100%	21
GASTROENTEROLOGY ASSOCIATES OF PENSACOLA PA		20	1	5%	21
KINDRED HOSPITAL CENTRAL TAMPA BLOOD GAS		21			21
THE RESIDENCE AT TIMBER PINES		21			21
HOLY NAME HOSPITAL LABORATORY		20	1	5%	21
BERNHARDT LABORATORIES		9	12	57%	21
HUNT CLUB PEDIATRIC ASSOCIATES LLC		19	1	5%	20
RIVERWOOD HEALTH NH LLC		20			20
MINUTECLINIC, LLC #08366		15	5	25%	20
FLORIDA PEDIATRIC GROUP PA		19	1	5%	20
HENDRY REGIONAL CORPORATE HEALTH			20	100%	20
TGH MEDICAL GROUP LABORATORY CARROLLWOOD			20	100%	20
CL BRUMBACK PRIMARY CARE CLINIC LANTANA		2	18	90%	20
PALM BEACH COUNTY FIRE RESCUE		18	2	10%	20
MINUTECLINIC DIAGNOSTIC OF SOUTH CARO		16	4	20%	20
ENGLEWOOD HOSPITAL AND MEDICAL CENTER		16	4	20%	20

# COVID-19: testing by laboratory

Data through Dec 30, 2020 verified as of Dec 31, 2020 at 09:25 AM

Data in this report are provisional and subject to change.

The numbers in the table below represent the number of Florida and non-Florida residents for whom test results were received by the Department of Health. A person can be tested by more than one laboratory and can have both positive and negative results. **Therefore, the sum of the numbers in each column will be larger than the total number of people tested.**

Reporting lab	Inconclusive	Negative	Positive	Percent positive	Total
MEDICAL EXPRESS CORP		18	2	10%	20
ROCKLEDGE FAMILY HEALTH			20	100%	20
FLORIDA HOSPITAL LABS		11	9	45%	20
MINUTECLINIC DIAGNOSTIC OF NORTH CARO		19	1	5%	20
POINT OF CARE CLINICS PRIMARY CARE		20			20
Wiregrass Rehabilitation Center and Nursing Home		20			20
CVS		1	19	95%	20
CARENOW - DOWNTOWN NORTH GULCH		20			20
NEUROINTERNATIONAL SARASOTA		18	2	10%	20
NORTH FLORIDA PEDIATRICS - JACKSONVILLE		18	2	10%	20
ROYAL CARE OF AVON PARK		18	2	10%	20
NORTH CAROLINA DEPARTMENT OF HEALTH & HUMAN SERVICES			20	100%	20
HEARTLAND HEALTHCARE AND REHAB CENTER			20	100%	20
BAY PEDIATRICS PA		18	2	10%	20
Cross Gardens Care Center		20			20
CHIPOLA MEDICAL ASSOCIATES		4	16	80%	20
HEALTHY MINORS, LLC.		20			20
LAKE WORTH MANOR		19	1	5%	20
MIDDLETOWN MEDICAL P C		13	7	35%	20
VETERANS AFFAIRS MEDICAL CENTER - NEW YORK HARBOR		19	1	5%	20
POARCH BANC CREEK INDIANS TRIBAL HEALTH DEPARTMENT			20	100%	20
ARDEN COURTS OF WINTER SPRINGS		18	2	10%	20
LABORATORY ALLIANCE OF CENTRAL NEW YORK		19	1	5%	20
CENTRAL FLORIDA HEALTH CARE INC		2	18	90%	20
BROWARD HEALTH IMPERIAL POINT NURSING			20	100%	20
REDITUS LABORATORIES			20	100%	20
EPIC REFERENCE LABS INC			20	100%	20
STETSON UNIVERSITY STUDENT HEALTH CENTER		3	17	85%	20
MADISON COUNTY MEMORIAL HOSPITAL LABORATORY		14	6	30%	20
LAKE REGIONAL URGENT CARE		1	18	95%	19
THE COMMONWEALTH OF MASSACHUSETTS			19	100%	19
INN AT ASTON GARDENS AT PELICAN POINTE,THE		19			19
MINUTE CLINIC, LLC DBA MINUTECLINIC #4505		18	1	5%	19
SEVEN RIVERS REGIONAL MEDICAL CENTER		5	14	74%	19
BAYVIEW MEDICAL		19			19
ST PETER'S BENDER LABORATORY		19			19
JEFFERSON K-12, A SOMERSET SCHOOL- CLINIC		16	3	16%	19
BRANDON COMMUNITY HEALTH CENTER		11	8	42%	19
ALAN A SMITH MD LLC		18	1	5%	19
LAB INTERMARKET FACILITY LAB		1	18	95%	19
STONE WASH CLINICAL LABORATORIES		2	17	89%	19
MED PLUS FLORENCE		15	4	21%	19
LAKE WALES OPERATING GROUP LLC		18	1	5%	19
AMMON ANALYTICAL LABORATORIES		17	2	11%	19
HARBORCHASE OF WELLINGTON CROSSING		18	1	5%	19
MINUTECLINIC DIAGNOSTIC OF NORTH CAROL		15	4	21%	19
INTEGRATED REGIONAL LABORATORIES - LARGO			19	100%	19



# COVID-19: testing by laboratory

Data through Dec 30, 2020 verified as of Dec 31, 2020 at 09:25 AM

Data in this report are provisional and subject to change.

The numbers in the table below represent the number of Florida and non-Florida residents for whom test results were received by the Department of Health. A person can be tested by more than one laboratory and can have both positive and negative results. **Therefore, the sum of the numbers in each column will be larger than the total number of people tested.**

Reporting lab	Inconclusive	Negative	Positive	Percent positive	Total
EMERGENCY PHYSICIANS MEDICAL CENTER LLC		10	9	47%	19
LONG TERM CARE OF GULF BREEZE LLC		17	2	11%	19
ACCESS 365 URGENT CARE		7	12	63%	19
NORTH CENTRAL BRONX HOSPITAL		18	1	5%	19
BETHUNE-COOKMAN UNIVERSITY		1	18	95%	19
PSL NAPLES BH OPERATIONS, LLC		19			19
220 GOLDEN, LLC		19			19
MED HEALTH SERVICES		18	1	5%	19
ESOTERIX GENETIC LABORATORIES		16	3	16%	19
NANO HEALTH ASSOCIATES LLC		19			19
GREEN GABLES ASSISTED LIVING FACILITY		19			19
RESIDENCE AT BAY VUE		18	1	5%	19
BOND AND STEELE CLINIC, PA		16	3	16%	19
INTERCOASTAL MEDICAL GROUP			19	100%	19
AVALON PARK RETIREMENT RESIDENCE		19			19
WALGREENS 9627		17	1	6%	18
TOTAL RENAL LABORATORIES INC		13	5	28%	18
BROOKWOOD BAPTIST MEDICAL CENTER		17	1	6%	18
JACKSON NORTH MEDICAL CENTER		2	16	89%	18
ASURANCE SCIENTIFIC LABORATORIES		18			18
Hampton Court Nursing and Rehabilitation Center		17	1	6%	18
CLERMONT ADVENTHEALTH CENTRA CARE			18	100%	18
MADISON CORE LABORATORIES		17	1	6%	18
PROFESSIONAL URGENT CARE SERVICES		13	5	28%	18
DAVID LAWRENCE CENTER		15	3	17%	18
ESTATES MEDICAL CENTER		12	6	33%	18
XPRESS WELLNESS URGENT CARE			18	100%	18
MOORINGS PARK OAKSTONE AT GREY OAKS		17	1	6%	18
CAREMED INTERNAL MEDICINE			18	100%	18
JOHNS HOPKINS CHILDREN'S HOSPITAL			18	100%	18
SAMFORD UNIVERSITY HEALTH SERVICES		17	1	6%	18
ALABAMA CLINICS		8	10	56%	18
NORTH PINELLAS CHILDRENS MEDICAL CENTER			18	100%	18
CANTON-POTSDAM HOSPITAL LABORATORY		18			18
TPCA CLINICAL LABORATORIES		15	3	17%	18
DESOTO PALMS ALF		18			18
FLORIDA COMMUNITY HEALTH CENTER OF ST. LUCIE		1	17	94%	18
HARTFORD HOSPITAL ANCILLARY LAB		17	1	6%	18
MEDEXPRESS URGENT CARE - BLOOMINGTON		16	2	11%	18
ADVENTHEALTH EXPRESS CARE AT			18	100%	18
HARBOUR ISLAND PEDIATRICS		12	6	33%	18
NOVANT HEALTH		14	4	22%	18
MARATHON HEALTH FOR LIFE		16	2	11%	18
GLEN COVE HOSPITAL		18			18
WEINBERG VILLAGE		18			18
MINUTECLINIC DIAGNOSTIC OF NEW JERSEY		16	2	11%	18
FAMILY CARE CYPRESS CREEK		1	17	94%	18

# COVID-19: testing by laboratory

Data through Dec 30, 2020 verified as of Dec 31, 2020 at 09:25 AM

Data in this report are provisional and subject to change.

The numbers in the table below represent the number of Florida and non-Florida residents for whom test results were received by the Department of Health. A person can be tested by more than one laboratory and can have both positive and negative results. **Therefore, the sum of the numbers in each column will be larger than the total number of people tested.**

Reporting lab	Inconclusive	Negative	Positive	Percent positive	Total
PRIME CARE ONE LLC/HARBORCHASE OF VENICE			18	100%	18
STEWART MEDICAL GROUP INC			18	100%	18
MARION COUNTY HEALTH DEPARTMENT		17	1	6%	18
GENERAL INTERNAL MEDICINE MEDICAL CTR CLINIC		13	5	28%	18
COLORADO DEPARTMENT OF HEALTH LABORATORY SERVICES DIVISION			18	100%	18
DCH REGIONAL MEDICAL CENTER LABORATORY		17	1	6%	18
MORTON PLANT			18	100%	18
WALGREEN EASTERN CO, INC		17			17
EMERITUS AT NAPLES	1	16			17
TENNESSEE DEPARTMENT OF HEALTH		13	4	24%	17
ST. JUDES LABORATORIES		12	5	29%	17
CONNECTDX		4	13	76%	17
HEALTHCARE NOW			17	100%	17
TALLAHASSEE DEVELOPMENTAL CENTER☐		17			17
BAHIA OAKS LODGE		16	1	6%	17
ST ELIZABETH MEDICAL CENTER LABORATORY		16	1	6%	17
KIVA AT CANTERBURY			17	100%	17
CARE CENTERS OF NASSAU		16	1	6%	17
WINTER PARK FAMILY PRACTICE LLC		17			17
JUPITER MEDICAL CENTER			17	100%	17
COAST MED URGENT CARE		16	1	6%	17
URGENT CARE USA			17	100%	17
Cleveland Clinic Laboratories		4	13	76%	17
GEORGE SAFRAN MD PC		15	2	12%	17
ASCENSION ST VINCENT'S PRIMARY CARE			17	100%	17
WALGREENS COVID-19		14	3	18%	17
MICHIGAN DEPARTMENT OF HEALTH AND HUMAN SERVICES			17	100%	17
LABCORP BURLINGTON		4	13	76%	17
LIFE CARE CENTER OF JACKSONVILLE☐			17	100%	17
CONSOLIDATED LAB SERVICES		8	9	53%	17
MIAMI CLINICAL RESEARCH CORP			17	100%	17
UVMC MICROBIOLOGY		16	1	6%	17
FAMILY CARE PARTNERS URGENT CARE LLC		12	5	29%	17
ANDALUSIA HEALTH		9	8	47%	17
OAKMONTE VILLAGE		16	1	6%	17
MICHELLE S PAGE MD PA		17			17
CARESPOT		1	16	94%	17
HEALTH CENTRAL HOSPITAL			16	100%	16
ADVENT HEALTH EXPRESS		9	7	44%	16
PANCARE HEALTH - JACKSON COUNTY		10	6	38%	16
JOSEPH MIGNOGNA		13	3	19%	16
ARTHREX MEDICAL CENTER		10	6	38%	16
FLAGLER HOSPITAL INC	2		14	88%	16
URGENT CARE WEST CLINIC		14	2	13%	16
COUNTY OF LOS ANGELES			16	100%	16
APOLLO HEALTH & REHABILITATION		11	5	31%	16
RESOLVE MOLECULAR DIAGNOSTICS		12	4	25%	16

# COVID-19: testing by laboratory

Data through Dec 30, 2020 verified as of Dec 31, 2020 at 09:25 AM

Data in this report are provisional and subject to change.

The numbers in the table below represent the number of Florida and non-Florida residents for whom test results were received by the Department of Health. A person can be tested by more than one laboratory and can have both positive and negative results. **Therefore, the sum of the numbers in each column will be larger than the total number of people tested.**

Reporting lab	Inconclusive	Negative	Positive	Percent positive	Total
SRMC AVALON		9	7	44%	16
MEDEXPRESS - BLOOMIN BRANDS		4	12	75%	16
MINUTE CLINIC DIAGNOSTIC OF SC, LLC #75		15	1	6%	16
FAST TRACK URGENT CARE CENTER - TYRONE			16	100%	16
ERIC C MARSHAL MD, PC DBA MINUTECLINIC		15	1	6%	16
CAPE CORAL HOSPITAL ABG LABORATORY		10	6	38%	16
INTERNAL MEDICINE ASSOCIATES & SPECIALTIES INC		15	1	6%	16
DALE MEDICAL CENTER		11	5	31%	16
CRUCIAL CARE		10	6	38%	16
STUART REHABILITATION AND HEALTHCARE		4	12	75%	16
SOS MOBILE MEDICAL CARE LLC		14	2	13%	16
ASHTON PLACE	1	13	2	13%	16
WALTON PLACE		16			16
ALL PEDIATRIC CARE			16	100%	16
BONIFAY NURSING AND REHABILITATION CENTER			16	100%	16
HARMONY HEALTH OPCO, LLC		15	1	6%	16
MARTHA'S HOUSE & ASSISTED LIVING FACILITY		16			16
XERA MED RESEARCH			16	100%	16
PRIMECARE OF DOTHAN-DALEVILLE CLINIC		14	2	13%	16
KEYSTYLE LIVING LLC	1	15			16
MORRIS PARK URGENT CARE		13	3	19%	16
REGENEXX TAMPA BAY		14	2	13%	16
ALL FLORIDA FAMILY & SPORTS MEDICINE		15	1	6%	16
ADVENT HEALTH CENTRA CARE - LAKE BUENA VISTA			16	100%	16
MARION PEDIATRICS PA		13	3	19%	16
MEASE COUNTRYSIDE HOSPITAL			16	100%	16
BOZEMAN HEALTH DEACONESS HOSPITAL		13	3	19%	16
PALMETTO PEDIATRICS			16	100%	16
MILLENNIUM PHYSICIAN GRP LLC NAPLES PINE RIDGE			16	100%	16
URGENT CARE CLINIC OF LINCOLN		14	2	13%	16
PALMS REHABILITATION AND HEALTHCARE CENTER		13	3	19%	16
EASTERN SHORE URGENT CARE		9	7	44%	16
NO NAME		8	8	50%	16
BIOREFERENCE LABORATORIES INC		3	13	81%	16
DEPARTMENT OF HEALTH BUREAU OF FAMILY		16			16
ADVANCED EMURGENT CARE		8	8	50%	16
HOWARD BEACH URGENT CARE		16			16
RITECARE MEDICAL CENTER			16	100%	16
MEADOWCREST MOLECULAR DIAGNOSTICS, LLC			15	100%	15
ADIRONDACK MEDICAL CENTER		15			15
TELEVISIT MALABAR PEDIATRICS		5	10	67%	15
MINUTECLINIC DIAGNOSTIC OF KANSAS, PA		14	1	7%	15
NEWYORK-PRESBYTERIAN/ LAWRENCE HOSPITAL LABORATORY		13	2	13%	15
SUMTER PEDIATRICS		15			15
MARIANNA HEALTH AND REHABILITATION CENTER		15			15
Z UROLOGY		15			15
PROFESSIONAL PEDIATRICS		14	1	7%	15

# COVID-19: testing by laboratory

Data through Dec 30, 2020 verified as of Dec 31, 2020 at 09:25 AM

Data in this report are provisional and subject to change.

The numbers in the table below represent the number of Florida and non-Florida residents for whom test results were received by the Department of Health. A person can be tested by more than one laboratory and can have both positive and negative results. **Therefore, the sum of the numbers in each column will be larger than the total number of people tested.**

Reporting lab	Inconclusive	Negative	Positive	Percent positive	Total
THE CANOPY AT HARPER LAKE	1		14	93%	15
UM MILLER SCHOOL OF MEDICINE			15	100%	15
ORLANDO HEALTH		2	13	87%	15
SINAI HOSPITAL OF BALTIMORE		15			15
MEDICAL CONSULTANTS OF FLORIDA DBA		14	1	7%	15
ST CATHERINE OF SIENA HOSPITAL		14	1	7%	15
WIREGRASS CLINIC LLC		13	2	13%	15
KEY WEST MEDICAL CENTER	1	14			15
MILTON 4707		15			15
HUNT CLUB MEDICAL		12	3	20%	15
HOLLEY-NAVARRE MEDICAL CLINIC		5	10	67%	15
HODGES CLUSTER		2	13	87%	15
NOVANT HEALTH GOHEALTH URGENT CARE-HARRISBURG		8	7	47%	15
TIMBERLANE LODGE ALF		8	7	47%	15
FORT SANDERS REGIONAL LABORATORY		15			15
WEISS PEDIATRIC CARE LLC		14	1	7%	15
SPEARHEAD MEDICAL			15	100%	15
FAMILY CARE CENTER OF ARLINGTON		10	5	33%	15
PINES NURSING HOME		14	1	7%	15
EASTLAKE PEDIATRICS - TRINITY		15			15
DIATHERIX		13	2	13%	15
AURORA DIAGNOSTICS		3	12	80%	15
ADVENT HEALTH - ZEPHYRHILLS			15	100%	15
UAH STUDENT HEALTH CENTER		10	5	33%	15
CROSSROADS URGENT CARE		12	3	20%	15
UNION CHD		14	1	7%	15
HELIX DIAGNOSTICS			15	100%	15
LONG BEACH URGENT CARE		15			15
LIGHTHOUSE PEDIATRICS OF NAPLES		10	4	29%	14
FLORIDA HOSPITAL WINTER GARDEN		13	1	7%	14
MISIR DRUGS LLC		9	5	36%	14
ADVANCED URGENT CARE		12	2	14%	14
BOCA SIMON		2	12	86%	14
NEW YORK PRESBYTERIAN - ALLEN HOSPITAL		14			14
OCEANSIDE URGENT CARE		14			14
COMMUNITY MEDICAL CARE CENTER INC			14	100%	14
GRAND VILLA OF ST. PETERSBURG		12	2	14%	14
JESSIE TRICE COMMUNITY HEALTH SYSTEM, INC		1	13	93%	14
Belleair Healthcare Center		8	6	43%	14
TOTTENVILLE CIRCLE URGENT CARE		14			14
BIO-TECH CLINICAL LABORATORIES INC		14			14
PALMS MEDICAL GROUP - LAKE CITY WEST		3	11	79%	14
SUMMIT MEDICAL GROUP - 75 E NORTHFIELD		12	2	14%	14
SHORE MEMORIAL HOSPITAL		13	1	7%	14
SIGNATURE HEALTHCARE OF ORANGE PARK		14			14
OSCEOLA ALF OPERATOR, LLC DBA□		14			14
THOMAS INTERNAL MEDICINE		13	1	7%	14

# COVID-19: testing by laboratory

Data through Dec 30, 2020 verified as of Dec 31, 2020 at 09:25 AM

Data in this report are provisional and subject to change.

The numbers in the table below represent the number of Florida and non-Florida residents for whom test results were received by the Department of Health. A person can be tested by more than one laboratory and can have both positive and negative results. **Therefore, the sum of the numbers in each column will be larger than the total number of people tested.**

Reporting lab	Inconclusive	Negative	Positive	Percent positive	Total
CARESPOT OF NOCATEE			14	100%	14
HEALTHFIRST ADVENT HEALTH CENTRA CARE COCOA BEACH			14	100%	14
ROADS PEDIATRICS,LLC		13	1	7%	14
EXPRESS FAMILY CARE LLC			14	100%	14
FUNGAL REFERENCE LABORATORY		12	2	14%	14
POLK CHD BARTOW		13	1	7%	14
OKEECHOBEE HEALTHCARE FACILITY			14	100%	14
MEDEMERGE		13	1	7%	14
Salerno Bay Health & Rehabilitation Center		11	3	21%	14
HORIZON ALF		14			14
ROBERT WOOD JOHNSON UNIVERSITY HOSP		12	2	14%	14
COASTAL SKIN SURGERY AND DERMATOLOGY		10	4	29%	14
SYNIVERSE WELLNESS CENTER		12	2	14%	14
BENTON HOUSE OF PORT ORANGE		8	6	43%	14
EPIPHANY HEALTH		8	6	43%	14
WELLINGTON FAMILY PRACTICE		13	1	7%	14
NORTHWESTERN MEMORIAL HOSPITAL			14	100%	14
MINUTECLINIC DIAGNOSTIC OF ILLINOIS L		12	2	14%	14
PONCE PLAZA NURSING & REHAB CENTER		3	11	79%	14
LAKEVIEW HEALTH CARE SYSTEMS		4	10	71%	14
PROMEDICA LABORATORIES		11	3	21%	14
ALAN L MELOTEK MD		14			14
ASTORIA HEALTH AND REHABILITATION CENTER		13	1	7%	14
NEW YORK METHODIST HOSPITAL		13	1	7%	14
M&V SAN JOSE MEDICAL CENTER			14	100%	14
ARBOR TERRACE ORTEGA LLC		14			14
ST JOSEPH HOSPITAL		13	1	7%	14
FORT WALTON BEACH DEVELOPMENTAL CENTER		12	1	8%	13
VILLA OF KINGS AND QUEENS OF DELRAY		13			13
HEALTH MED CENTERS		13			13
CAMPBELL URGENT CARE			13	100%	13
CLINICAL LABORATORY SERVICES			13	100%	13
MEDEXPRESS URGENT CARE LEWISBURG		13			13
COLLEGE POINT URGENT CARE		12	1	8%	13
ALTAMONTE MD			13	100%	13
SPRINGWOOD COURT		8	5	38%	13
HUDSON VALLEY HOSPITAL CENTER LABORATORY		12	1	8%	13
JOSEPH SCHENKER MD PC DBA CENTERS URGENT		11	2	15%	13
PRATTVILLE BAPTIST HOSPITAL		11	2	15%	13
FLORIDA STATE HOSPITAL			13	100%	13
TOTAL ACCESS URGENT CARE			13	100%	13
LUCID DIAGNOSTICS LABS			13	100%	13
CENTER ONE SURGERY CENTER		9	4	31%	13
UNIVERSITY LAB			13	100%	13
JUST FOR KIDS PEDIATRICS		5	8	62%	13
FAST PACE MEDICAL CLINIC		13			13
The Ponce Therapy Care Center		13			13



# COVID-19: testing by laboratory

Data through Dec 30, 2020 verified as of Dec 31, 2020 at 09:25 AM

Data in this report are provisional and subject to change.

The numbers in the table below represent the number of Florida and non-Florida residents for whom test results were received by the Department of Health. A person can be tested by more than one laboratory and can have both positive and negative results. **Therefore, the sum of the numbers in each column will be larger than the total number of people tested.**

Reporting lab	Inconclusive	Negative	Positive	Percent positive	Total
PHELPS HOSPITAL LABORATORY		11	2	15%	13
FAMILY AND INTERNAL MEDICINE AT AVALON PARK		11	2	15%	13
EAR NOSE & THROAT ASSOCIATES OF MANATEE PA		13			13
BROOKDALE CANOPY OAKS			13	100%	13
ESCAMBIA COMMUNITY CLINIC		2	11	85%	13
Gabisa Medical LLC		13			13
MERCY MEDICAL URGENT CARE CENTER INC		2	11	85%	13
BAPTIST MEMORIAL HEALTH CARE		11	2	15%	13
CLEVELAND CLINIC			13	100%	13
GRACE MEDICAL HOME		11	2	15%	13
ST VINCENT'S EAST		12	1	8%	13
GULFSIDE HOSPICE INC		10	3	23%	13
Sunnyside Care Center		13			13
ROWLETT MIDDLE ACADEMY		11	2	15%	13
SOUTHEAST FAMILY HEALTHCARE CENTER			13	100%	13
REGENCY OAKS HEALTH CENTER		11	2	15%	13
RIVERSIDE COTTAGES AT THE SHORES, LLC			13	100%	13
PARKWEST MEDICAL CENTER		11	2	15%	13
BROOKLYN HOSPITAL CENTER DOWNTOWN CAMPUS		13			13
BAPTIST MEDICAL CENTER EAST		10	3	23%	13
BROOKDALE DELAND			13	100%	13
ROCKLEDGE		3	10	77%	13
HALIFAX HEALTH URGENT CARE		2	11	85%	13
AUBURN COMMUNITY HOSPITAL		12	1	8%	13
SHELBY COUNTY HEALTH CARE CORPORATION		10	3	23%	13
LAKE PLACID HEALTH AND REHABILITATION			13	100%	13
MD BEAUTY LABS, PA		12	1	8%	13
REGENCY SQUARE MALL - SEARS		2	11	85%	13
DYNAMIC DNA LAB		1	12	92%	13
GROWING TOGETHER PEDIATRICS, LLC		10	3	23%	13
CORE LABORATORY		1	12	92%	13
IN-OFFICE LAB		12	1	8%	13
PROFESSIONAL PARK PEDIATRICS PA			13	100%	13
OPIS ISLAND LAKE CENTER		13			13
Cross Care Center			13	100%	13
Baldwin Peditrix		12			12
COMPREHENSIVE CHILDCARE ASSOCIATES		8	4	33%	12
MELBOURNE FAMILY PRACTICE		11	1	8%	12
WALGREEN		4	8	67%	12
NEMOURS CHILDREN'S URGENT CARE, ORLANDO - WATERFORD LAKES			12	100%	12
ACADIAN DIAGNOSTIC LABORATORIES		8	4	33%	12
CVS MINUTE CLINIC DIAGNOSTIC OF TEXAS LLC		9	3	25%	12
Consulate Health Care of Jacksonville			12	100%	12
FLORIDA DEPARTMENT OF HEALTH IN HILLSBOROUGH COUNTY			12	100%	12
DEPT OF VA MEDICAL CENTER - BAY PINES			12	100%	12
SACRED HEART HEALTH SYSTEM INC		11	1	8%	12
SOUTH NASSAU COMMUNITIES HOSPITAL		10	2	17%	12

# COVID-19: testing by laboratory

Data through Dec 30, 2020 verified as of Dec 31, 2020 at 09:25 AM

Data in this report are provisional and subject to change.

The numbers in the table below represent the number of Florida and non-Florida residents for whom test results were received by the Department of Health. A person can be tested by more than one laboratory and can have both positive and negative results. **Therefore, the sum of the numbers in each column will be larger than the total number of people tested.**

Reporting lab	Inconclusive	Negative	Positive	Percent positive	Total
APPLE DIAGNOSTICS LAB		5	7	58%	12
OLIVE BRANCH HEALTH AND REHABILITATION CENTER			12	100%	12
MAITLAND PRIMARY CARE		9	3	25%	12
STEWARD MELBOURNE HOSPITAL, INC	1		11	92%	12
SANIBEL INTERNAL MEDICINE, LLC		10	2	17%	12
MERCY MEDICAL CENTER		5	7	58%	12
BROOKDALE PADDOCK HILLS		12			12
BARNETT PARK			12	100%	12
NCHD		3	9	75%	12
MASSACHUSETTS GENERAL HOSPITAL		1	11	92%	12
BLISS HEALTHCARE SERVICES		1	11	92%	12
NAPLES GREEN VILLAGE		12			12
LEON CHD		12			12
AMELIA ASSISTED LIVING FACILITY		12			12
MINUTECLINIC DIAGNOSTIC OF MICHIGAN		11	1	8%	12
MCWHORTER SCHOOL OF PHARMACY		12			12
MARQUES PEDIATRICS			12	100%	12
UC HEALTH UNIVERSITY HOSPITAL		10	2	17%	12
SUMMIT ATLANTIC SURGERY CENTER		12			12
SOUTHCOR LABORATORY		2	10	83%	12
MERIDIAN AT WATERWAYS, THE		10	2	17%	12
VERITAS RESEARCH CORP			12	100%	12
ROSLYN URGENT CARE		12			12
MACKOUL PEDIATRICS FORT MYERS			12	100%	12
LIFE CARE OF PORT SAINT LUCIE		3	9	75%	12
VPA PC LAB		12			12
UR CARE FAMILY AND SPORTS MEDICINE			12	100%	12
ABSOLUTE GENOMICS		7	5	42%	12
MEDEXPRESS URGENT CARE, MOON TOWNSHIP		12			12
BVL PEDIATRICS		12			12
FLORIDA ATLANTIC UNIVERSITY		10	2	17%	12
JEFFERSON COUNTY HEALTH DEPARTMENT-MONTICELLO		7	5	42%	12
HUNTINGTON STATION URGENT CARE		11	1	8%	12
NORTHWEST FLORIDA SLEEP			12	100%	12
FHCP-PORT ORANGE		3	9	75%	12
SHELBY BAPTIST MEDICAL CENTER		7	5	42%	12
MONTEFIORE ST LUKE'S CORNWALL HOSPITAL		9	3	25%	12
STATEN ISLAND UNIVERSITY HOSPITAL		11	1	8%	12
INNOVATIVE RESEARCH OF WEST FLORIDA		9	3	25%	12
PANCARE HEALTH - BAY COUNTY - YOUNGSTOWN		11	1	8%	12
WOODHOUSE INC		12			12
CARDIOLOGY AND MEDICINE ASSOCIATES INC		12			12
WORLD WRESTLING ENTERTAINMENT			12	100%	12
IREPERTOIRE_MOL_LAB		12			12
ODYSSEY HEALTHCARE OF MARION COUNTY, LLC		12			12
KRYSTAL BAY NURSING AND REHABILITATION		9	3	25%	12
CVS MINUTE CLINIC DIAGNOSTIC OF NORTH CAROL		12			12

# COVID-19: testing by laboratory

Data through Dec 30, 2020 verified as of Dec 31, 2020 at 09:25 AM

Data in this report are provisional and subject to change.

The numbers in the table below represent the number of Florida and non-Florida residents for whom test results were received by the Department of Health. A person can be tested by more than one laboratory and can have both positive and negative results. **Therefore, the sum of the numbers in each column will be larger than the total number of people tested.**

Reporting lab	Inconclusive	Negative	Positive	Percent positive	Total
LONG ISLAND JEWISH VALLEY STREAM		12			12
THE TRADITION OF THE PALM BEACHES		12			12
MI2297090CV HOLLAND-23D2189684		12			12
SOUTHEASTERN OUTPATIENT SURGERY CENTER		12			12
FLUSHING HOSPITAL MEDICAL CENTER		9	3	25%	12
ROCKLAND URGENT CARE FAMILY HEALTH NP		12			12
ORANGE REGIONAL MEDICAL CENTER LABORATORY		10	2	17%	12
MINUTECLINIC DIAGNOSTICS MEDICAL GROUP		12			12
FLORIDA DEPT OF HEALTH		4	8	67%	12
MAINSTREET FAMILY SELECT		1	11	92%	12
COLLIER BLVD HMA PHYSICIAN MANAGEMENT LLC		12			12
BAY STREET PHARMACY☐		12			12
MORNINGSIDE MANOR & VILLA ADULT CARE C		12			12
BROWARD DIALYSIS			12	100%	12
ADVENT HEALTH - KISSIMMEE		3	9	75%	12
MD PLUS URGENT CARE, LLC			12	100%	12
BETHESDA HEALTH PHYSICIAN GROUP INC			12	100%	12
GLEN OAKS HEALTH AND REHABILITATION CENTER			12	100%	12
ST PETER'S UNIVERSITY HOSPITAL		9	3	25%	12
BRYAN WHITFIELD MEMORIAL HOSPITAL		7	4	36%	11
TROPICANA		5	6	55%	11
DMH STEINHATCHEE FAMILY MEDICINE		8	3	27%	11
AIM LABORATORIES			11	100%	11
LEHIGH VALLEY HOSPITAL		3	8	73%	11
MEDICAL CENTER AFFILIATES WEST PALM			11	100%	11
BROOKDALE BRANDON		11			11
MINUTECLINIC, LLC, DBA MINUTECLINIC #5		10	1	9%	11
MINUTECLINIC DIAGNOSTIC OF NORTH CAROLINA		11			11
IMA MEDICAL CENTER		4	7	64%	11
CARE FAST MURABELLA		7	4	36%	11
BLOUNT MEMORIAL HOSPITAL		10	1	9%	11
UMHC/SYLVESTER AT KENDALL		1	10	91%	11
WACO HHSSURGEWACO	1	9	1	9%	11
RAINBOW PEDIATRICS			11	100%	11
ASSISTED LIVING OF BROWARD		11			11
BARTON FAMILY PRACTICE		7	4	36%	11
PINELLAS COUNTY HEALTH DEPARTMENT		2	9	82%	11
PALM BEACH PATHOLOGY		9	2	18%	11
TOWERS HOME CARE☐		11			11
Citymd Of Lacey		10	1	9%	11
THE TERRACE OF SAINT CLOUD		9	2	18%	11
PRIMECARE ACQUISITION FAMILY PRACTICE INC		11			11
MAGNOLIA PEDIATRICS		2	9	82%	11
DARDEN WELLNESS CENTER		9	2	18%	11
GLEN OAKS URGENT CARE		11			11
LAB UNKNOWN			11	100%	11
49D2045214PHYSICIAN OFFICEWAIVERMEDEXPRESS URGENT CARE - HARRISONBU		5	6	55%	11

# COVID-19: testing by laboratory

Data through Dec 30, 2020 verified as of Dec 31, 2020 at 09:25 AM

Data in this report are provisional and subject to change.

The numbers in the table below represent the number of Florida and non-Florida residents for whom test results were received by the Department of Health. A person can be tested by more than one laboratory and can have both positive and negative results. **Therefore, the sum of the numbers in each column will be larger than the total number of people tested.**

Reporting lab	Inconclusive	Negative	Positive	Percent positive	Total
CHARLOTTE CHD PORT CHARLOTTE		10	1	9%	11
BOND CLINIC DR ELDEEB		1	10	91%	11
FIRST CHOICE PEDIATRICS INC		10	1	9%	11
QUOTIENT SCIENCES LABS LLC			11	100%	11
PROHEALTH CARE ASSOCIATES MOBILE		9	2	18%	11
AVOW HOSPICE INC		11			11
MORTON PLANT MEASE			11	100%	11
CHILDRENS MEDICAL CENTER			11	100%	11
HIALEAH HOSPITAL RESPIRATORY DEPT			11	100%	11
ADVENTHEALTH MEDICAL GROUP FAMILY MEDICINE		11			11
BASSETTI & ASSOCIATES, MD, PA			11	100%	11
MICHAEL J D'AMBROSE MD PA		9	2	18%	11
CAREHERE- LCS LEESBURG			11	100%	11
MHHS All Lab Subsection		11			11
TLC FAMILY CARE HOME INC		11			11
FAMILY CARE			11	100%	11
SUNCOAST URGENT CARE			11	100%	11
ELITE HOME HEALTH SERVICES		11			11
LYSTER ACH FT RUCKER AL		10	1	9%	11
NIGHT LITE PEDIATRICS CENTER, LLC		1	10	91%	11
BAPTIST PRIMARY CARE PONTE VEDRA		6	5	45%	11
BHA CENTRAL COUNTY CLINIC		1	10	91%	11
COLORADO DEPARTMENT OF PUBLIC HEALTH AND ENVIRONMENT			11	100%	11
MINUTECLINIC, LLC, DBA MINUTECLINIC #2544		10	1	9%	11
LAKELAND HILLS CENTER		4	7	64%	11
NORTHERN WESTCHESTER HOSPITAL LABORATORY		9	2	18%	11
INN AT LAKE SEMINOLE SQUARE, THE		11			11
TREASURE COAST URGENT CARE			11	100%	11
SEMORAN FAMILY HEALTH LLC		10	1	9%	11
UNIVERSITY CENTRA CARE		10	1	9%	11
WINTER PARK CARE AND REHABILITATION			11	100%	11
St. Annes Nursing Center, St. Annes Residence, Inc.		11			11
METHODIST MEDICAL CENTER		7	3	30%	10
S-H THIRTY FIVE OPCO - ORANGE CITY, LLC		9	1	10%	10
RAINBOW PEDIATRIC CENTER		2	8	80%	10
STERLING HOUSE OF PUNTA GORDA		10			10
SOUTHEASTERN LABORATORY			10	100%	10
PHYSICIANS CARE		8	2	20%	10
BUREAU OF PUBLIC HEALTH		1	9	90%	10
MINUTECLINIC DIAGNOSTIC OF RHODE ISLAND, LLC #590		10			10
COVANCE CENTRAL LABORATORY			10	100%	10
MINUTECLINIC DIAGNOSTIC OF PENNSYLVANI		10			10
MEDEX REGIONAL LABORATORIES LLC		1	9	90%	10
CREATIVE TESTING SOLUTIONS		3	7	70%	10
ARNOT OGDEN MEDICAL CENTER LABORATORY		10			10
MEDICAL LABORATORY DIAGNOSTICS			10	100%	10
GENESIS		7	3	30%	10

# COVID-19: testing by laboratory

Data through Dec 30, 2020 verified as of Dec 31, 2020 at 09:25 AM

Data in this report are provisional and subject to change.

The numbers in the table below represent the number of Florida and non-Florida residents for whom test results were received by the Department of Health. A person can be tested by more than one laboratory and can have both positive and negative results. **Therefore, the sum of the numbers in each column will be larger than the total number of people tested.**

Reporting lab	Inconclusive	Negative	Positive	Percent positive	Total
AMBRY GENETICS CORPORATION		10			10
REDMED CLINIC OF ARLINGTON		9	1	10%	10
Summit Medical Group Westfield Lab		10			10
LAKE NONA MEDICAL SERVICES		3	7	70%	10
STERLING HOUSE OF TALLAHASSEE	1	8	1	10%	10
VALLEY IMMEDIATE CARE		8	2	20%	10
WATSON HEALTHCARE		7	3	30%	10
PANCARE HEALTH - VERNON ELEMENTARY			10	100%	10
COMMUNITY HEALTH CENTER		2	8	80%	10
MID FLORIDA PATHOLOGY LLC		9	1	10%	10
ONEIDA HEALTHCARE CENTER		8	2	20%	10
81ST MEDICAL GROUP			10	100%	10
NEW JERSEY DEPARTMENT OF HEALTH COMMUNICABLE DISEASE SERVICE		3	7	70%	10
BROOKDALE PANAMA CITY		9	1	10%	10
INTERMOUNTAIN CENTRAL LAB		1	9	90%	10
MID-FLORIDA PATHOLOGY, LLC		10			10
CARENOW URGENT CARE-BRENTWOOD		8	2	20%	10
LADY LAKE SPECIALTY CARE			10	100%	10
BROWARD HEALTH CARE			10	100%	10
JOSEF SCHENKER MD PC		10			10
BELLEVUE HOSPITAL CENTER DEPARTMENT		10			10
HCR MANORCARE		10			10
TENNESSEE DEPARTMENT OF HEALTH (TDH) - CENTRAL LABORATORY		2	8	80%	10
MINUTECLINIC MINUTECLINIC #8746		10			10
WALGREENS 4915		9	1	10%	10
VETERNANS ADMINISTRATION			10	100%	10
SAFARI PEDIATRICS PA		9	1	10%	10
JFK MEDICAL CENTER NORTH LAB		1	9	90%	10
OHIO STATE UNIVERSITY MEDICAL CENTER			10	100%	10
BIOTECH CLINICAL LABORATORIES, INC.		1	9	90%	10
CORONA PATHOLOGY		10			10
LAKE BALDWIN CBOC		9	1	10%	10
OCALA OAKS REHABILITATION CENTER		7	3	30%	10
MINIMALLY INVASIVE VASCULAR INC		10			10
Hialeah Nursing And Rehabilitation Center		6	4	40%	10
MARKET STREET VIERA		10			10
MEDEXPRESS URGENT CARE-ALTOONA		9	1	10%	10
BEAUMONT LABORATORY			10	100%	10
ROBERT H JENKINS JR VETERANS' DOMICILIARY HOME OF		9	1	10%	10
EAR NOSE AND THROAT ASSOCIATES OF MANATEE, P.A.		7	3	30%	10
ALCOVE ASSISTED LIVING FACILITY		10			10
AVANTE ST CLOUD		7	3	30%	10
HORIZON MEDICAL GROUP		8	2	20%	10
BOCA RATON REGIONAL HOSPITAL LAB			10	100%	10
UNIVERSITY HOSPITAL UC HEALTH		6	4	40%	10
EMERALD COAST PEDIATRICS			10	100%	10
NAPHCARE, INC.			10	100%	10



# COVID-19: testing by laboratory

Data through Dec 30, 2020 verified as of Dec 31, 2020 at 09:25 AM

Data in this report are provisional and subject to change.

The numbers in the table below represent the number of Florida and non-Florida residents for whom test results were received by the Department of Health. A person can be tested by more than one laboratory and can have both positive and negative results. **Therefore, the sum of the numbers in each column will be larger than the total number of people tested.**

Reporting lab	Inconclusive	Negative	Positive	Percent positive	Total
EMERALD COAST HOSPICE - CRESTVIEW		10			10
PBC PREMIER FAMILY HEALTH			10	100%	10
CAREATC			10	100%	10
NORTH OKALOOSA PHYSICIAN GROUP		10			10
BRIDGEWAY HEALTH CLINICS INC			10	100%	10
CBC LAB		3	7	70%	10
APPALACHIAN REGIONAL HEALTHCARE SYSTEM		10			10
PANCARE HEALTH - WEWA ELEMENTARY			10	100%	10
VASCONCELLO COHEN MD PA		9	1	10%	10
MINUTECLINIC DIAGNOSTIC OF NORTH CAROLINA PC		8	2	20%	10
GADSDEN REGIONAL MEDICAL CENTER		10			10
GRAND VILLA OF DELAND		9	1	10%	10
ADVENT HEALTH - WINTER HAVEN		6	4	40%	10
URGENT CARE CENTER AT PINNACLE		4	6	60%	10
LAKE NONA MEDICAL SERVICE LLC		9			9
Jupiter Medical Center Pavilion		8	1	11%	9
PATEL MEDICAL VENTURES		8	1	11%	9
ANY LAB TEST NOW INC			9	100%	9
MINUTE CLINIC DIAGNOSTIC OF VIRGINIA		6	3	33%	9
CHILDREN'S HEALTH CENTER INC.		7	2	22%	9
WELLMED AT SOUTH PARSONS		8	1	11%	9
AVALON FAMILY RESORT ASSISTED LIVING LLC		9			9
MINUTECLINIC DIAGNOSTIC OF TN PC #378		8	1	11%	9
HOLIDAY MEDICAL ASSOCIATES		1	8	89%	9
LIFE CARE CENTER OF PORT ST. LUCIE		6	3	33%	9
MEDEXPRESS URGENT CARE PARKERSBURG		7	2	22%	9
NATURE COAST REGIONAL MEDICAL CENTER			9	100%	9
NORTHSHORE UNIVERSITY HEALTHSYSTEM EVANSTON HOSPITAL LAB			9	100%	9
HAZELDEN FLORIDA		9			9
LPG PEDIATRICS AT PAGE FIELD		9			9
PATHLINE			9	100%	9
PRIMARY CARE MEDICINE		8	1	11%	9
PREMIER LABORATORY SERVICES, LLC		5	4	44%	9
BARNES HEALTHCARE OF FLORIDA LLC		9			9
WELLMED AT LAKE COPELAND		5	4	44%	9
PLYMOUTH HARBOR INCORPORATED		9			9
MEDEXPRESS URGENT CARE - ROBINSON TWP, STEUBENVILLE PIKE		9			9
OCOE PEDIATRICS		8	1	11%	9
SAN JOSE SENIOR CARE LLC		6	3	33%	9
MINUTECLINIC DIAGNOSTIC OF MICHIGAN PC		9			9
BAYONET POINT HOSPITAL			9	100%	9
MD NOW MEDICAL CENTERS INC			9	100%	9
MOLECULAR PATHOLOGY LABORATORY			9	100%	9
Maury Regional Hospital		6	3	33%	9
PRECISION GENETICS			9	100%	9
TMH PHYSICIAN PARTNERS - MONTICELLO		8	1	11%	9
ISLAND LAKE CENTER		4	5	56%	9

# COVID-19: testing by laboratory

Data through Dec 30, 2020 verified as of Dec 31, 2020 at 09:25 AM

Data in this report are provisional and subject to change.

The numbers in the table below represent the number of Florida and non-Florida residents for whom test results were received by the Department of Health. A person can be tested by more than one laboratory and can have both positive and negative results. **Therefore, the sum of the numbers in each column will be larger than the total number of people tested.**

Reporting lab	Inconclusive	Negative	Positive	Percent positive	Total
RIVERSIDE MEDICAL GROUP		8	1	11%	9
MINUTECLINIC #8699		6	3	33%	9
RICHMOND UNIVERSITY MEDICAL CENTER		7	2	22%	9
MEDEXPRESS URGENT CARE - SEMINOLE SQUA		8	1	11%	9
MIDMICHIGAN MEDICAL CENTER			9	100%	9
Wesley Place on Honeysuckle		8	1	11%	9
WADSWORTH CENTER - DAVID AXELROD INSTITUTE		8	1	11%	9
CYPRESS POINT LIVING, LLC		7	2	22%	9
FAMILY MEDICINE AT HUNTERS CREEK		9			9
BAYFRONT HEALTH ST PETERSBURG		8	1	11%	9
SAMARITAN MEDICAL CENTER		9			9
FIRST CHOICE PEDIATRICS WINTER SPRINGS		9			9
CHEMISYS LABORATORIES		1	8	89%	9
BAYA URGENT CARE LLC		1	8	89%	9
DUVAL PHARMACY		5	4	44%	9
MINUTECLINIC DIAGNOSTIC PA		9			9
MOUNT DORA PEDIATRICS		8	1	11%	9
MOSOLF PEDIATRICS			9	100%	9
ILLINOIS DEPT OF PUBLIC HEALTH LAB - SPRINGFIELD			9	100%	9
OMNI			9	100%	9
CARENOW URGENT CARE - EAST NASHVILLE		8	1	11%	9
PEDIATRIC HEALTH CARE ALLIANCE			9	100%	9
ALBIBI		1	8	89%	9
MAINSTREET FAMILY CARE			9	100%	9
NORTHBROOK CENTER FOR☐		8	1	11%	9
SIGMUND LABS LLC		9			9
GCPM MANUAL MICROBIOLOGY		1	8	89%	9
NEMOURS CHILDREN'S PRIMARY CARE VERO BEACH			9	100%	9
STATEN ISLAND UNIVERSITY HOSPITAL SEGUINE AVE		9			9
STAT ONE URGENT CARE CENTER			9	100%	9
FLORIDA ENDOSCOPY & SURGERU CTR LLC		9			9
OUR HOME AT BEACON HILL			9	100%	9
PARROTT MEDICAL CLINIC			9	100%	9
CARENOW URGENT CARE-MT JULIET		8	1	11%	9
ADVENTHEALTH MEDICAL GROUP CARE CLINIC AT		7	2	22%	9
FORT HAMILTON URGENT CARE		9			9
ARDEN COURTS OF PALM HARBOR			9	100%	9
UNAVAILABLE/UNKNOWN/NO INFORMATION FOUND			9	100%	9
VILLAGE PLACE HEALTH AND REHAB		9			9
ADVENT HEALTH - FOUR CORNERS ER		8			8
WESTCHESTER GENERAL HOSPITAL BLOOD GAS LAB			8	100%	8
FOUNTAINVIEW BY FIVE STAR QUALITY CARE		7	1	13%	8
BROOKDALE MANDARIN CENTRAL			8	100%	8
WALK IN URGENT CARE			8	100%	8
DOCTOR'S IN-HOUSE LAB/COMMUNITY HEALTH CENTERS OF PINELLAS – CLEARWATE			8	100%	8
SUNSHINE ASSISTED LIVING		8			8
URGENT TEAM		6	2	25%	8

# COVID-19: testing by laboratory

Data through Dec 30, 2020 verified as of Dec 31, 2020 at 09:25 AM

Data in this report are provisional and subject to change.

The numbers in the table below represent the number of Florida and non-Florida residents for whom test results were received by the Department of Health. A person can be tested by more than one laboratory and can have both positive and negative results. **Therefore, the sum of the numbers in each column will be larger than the total number of people tested.**

Reporting lab	Inconclusive	Negative	Positive	Percent positive	Total
MINUTECLINIC DIAGNOSTIC OF LOUISIANA		7	1	13%	8
GERALD J KIVETT MD		8			8
ROBERT WOOD JOHNSON HOSPITAL		7	1	13%	8
DOCTOR'S IN HOUSE LAB			8	100%	8
MEADOWCREST FAMILY PHYSICIANS PA			8	100%	8
ATLANTIC CONSOLIDATED LABORATORY		8			8
HUNTINGTON VILLAGE URGENT CARE		8			8
VETERAN AFFAIRS MEDICAL CENTER - JAMES J PETERS		6	2	25%	8
FLORIDA CLINICAL LAB		1	7	88%	8
COLLIER COUNTY HEALTH DEPT.		4	4	50%	8
HEALTHMARK REGIONAL HOSPITAL LAB		4	4	50%	8
OHIO CVS STORES, LLC DBA		8			8
ORMOND BEACH CENTRA CARE			8	100%	8
PERSONAL PEDIATRICS PA		6	2	25%	8
FAMILY HEALTH CENTER			8	100%	8
CARROLL GARDENS URGENT CARE		8			8
CRESTVIEW URGENT CARE			8	100%	8
BEAUMONT EMERGENCY CENTER			8	100%	8
THE WOLFF CENTER FOR CHILD & ADOLESCENT HEALTH			8	100%	8
SYLVESTER AT PLANTATION LABORATORY		7	1	13%	8
GENE STREET LABORATORIES, LLC		6	2	25%	8
MEDEXPRESS URGENT CARE - TIMBERLAKE		8			8
PASSPORT HEALTH OF TAMPA BAY		8			8
BAYCARE HEALTH SYSTEMS		1	7	88%	8
BAY REGIONAL URGENT CARE		1	7	88%	8
HOLY NAME MEDICAL CENTER	1	6	1	13%	8
TEXAS DEPARTMENT OF STATE HEALTH SERVICES		2	6	75%	8
MINUTE CLINIC DIAGNOSTIC OF NEW JERSEY		8			8
ACCESS PHARMACY		8			8
FLORIDA HEART AND VASCULAR MULTISPECIALTY GROUP		8			8
GULF COAST MEDICAL GROUP		2	6	75%	8
CVS MINUTE CLINIC, LLC		6	2	25%	8
GENEUS DIAGNOSTICS			8	100%	8
X-GENE MOLECULAR LABS		1	7	88%	8
JOHNS HOPKINS MEDICAL LABORATORIES		1	7	88%	8
BEST MEDICAL CENTER		8			8
GENTIVA HEALTH SERVICES		7	1	13%	8
EXECUTIVE MEDICAL SERVICES		8			8
MEDEXPRESS URGENT CARE - PANTOPS		7	1	13%	8
HARBORCHASE OF DR PHILLIPS		7	1	13%	8
NIGHT OWL PEDIATRICS URGENT CARE			8	100%	8
PASSPORT HEALTH			8	100%	8
MID-HUDSON VALLEY DIVISION OF WESTCHESTER MEDICAL		8			8
SURGOINSVILLE PHARMACY		8			8
EMERGENCY MEDICAL CENTER		3	5	63%	8
ALACHUA COUNTY HEALTH DEPARTMENT		1	7	88%	8
St Joseph's Hospital & Medical Center		8			8

# COVID-19: testing by laboratory

Data through Dec 30, 2020 verified as of Dec 31, 2020 at 09:25 AM

Data in this report are provisional and subject to change.

The numbers in the table below represent the number of Florida and non-Florida residents for whom test results were received by the Department of Health. A person can be tested by more than one laboratory and can have both positive and negative results. **Therefore, the sum of the numbers in each column will be larger than the total number of people tested.**

Reporting lab	Inconclusive	Negative	Positive	Percent positive	Total
VIRTUA WEST JERSEY HOSPITAL VOORHEES		6	2	25%	8
AVENTURA HOSPITAL AND MEDICAL CENTER			8	100%	8
Hackensack Umc Mountainside		8			8
CIAN DIAGNOSTICS			8	100%	8
DOH-TAMPA BRANCH LABORATORY (MLK BLVD)		4	4	50%	8
FAMILY PRACTICE ON THE GO		6	2	25%	8
ADVENTHEALTH MEDICAL GROUP		8			8
NORTHWEST FLORIDA COMMUNITY HOSPITAL LABORATORY		8			8
BARTON PARKER OD PC		8			8
ALLINA HEALTH - ABBOTT NORTHWESTERN HOSPITAL		5	3	38%	8
LIFE CARE CITRUS COUNTY			8	100%	8
BAPTIST HEALTH			8	100%	8
ADVANCED DIAGNOSTIC LABORATORY		1	7	88%	8
BAPTIST OUTPATIENT			8	100%	8
MINUTECLINIC, LLC		7	1	13%	8
LAKEVIEW HEALTH SYSTEMS			8	100%	8
CVS PHARMACY NO 274		8			8
CVS MINUTE CLINIC DIAGNOSTIC OF WISCONSIN		8			8
TELEVISIT PALM BAY FAMILY PRACTICE		6	2	25%	8
ST. JOSEPH HOSPITAL AND HEALTH CARE INC.			8	100%	8
CVS MINUTE CLINIC DIAGNOSTIC MED GRP OF CA		8			8
FAMILY MEDICINE AT LONGWOOD			8	100%	8
SAMARITAN HOSPITAL LABORATORY		7	1	13%	8
MONTEFIORE MEDICAL CENTER LABORATORIES - NORTH		8			8
CONSULATE HEALTH CARE		7	1	13%	8
MONROE COUNTY HOSPITAL		6	2	25%	8
NORTHWEST FLORIDA ENT, PA		3	5	63%	8
UNIVERSITY MEDICAL CENTER		8			8
BLOCK NATION CHASE		4	4	50%	8
MEDEXPRESS URGENT CARE - CHRISTIANBURG		7	1	13%	8
TRINITY MEDICAL ASSOCIATES LLC			8	100%	8
DIEGO FALLON MD PA		5	3	38%	8
GOLISANO CHILDREN'S HOSPITAL OF SOUTHWEST FLORIDA		6	2	25%	8
WHITE SANDS OUTPATIENT SERVICES (WSOP SERVICES LLC		8			8
COASTAL FAMILY PRACTICE		5	3	38%	8
INTERNAL MEDICINE ASSOCIATES OF JACKSON HOSPITAL			8	100%	8
FHCP-ORANGE CITY			8	100%	8
MICHIGAN DEPARTMENT OF COMMUNITY HEALTH		1	7	88%	8
JX REF LAB			8	100%	8
ORANGE PARK PEDIATRIC ASSOCIATES		1	6	86%	7
ORANGE PARK PEDIATRICS		4	3	43%	7
AVON PARK PEDIATRICS			7	100%	7
LODGE HEALTH AND REHABILITATION CENTER, THE		7			7
WOODLAND TOWERS		6	1	14%	7
DEPARTMENT OF HEALTH- CITRUS COUNTY			7	100%	7
MEDEXPRESS URGENT CARE - BENTON HARBOR		7			7
CLEVELAND TENNESSEE HOSPITAL COMPANY		6	1	14%	7

# COVID-19: testing by laboratory

Data through Dec 30, 2020 verified as of Dec 31, 2020 at 09:25 AM

Data in this report are provisional and subject to change.

The numbers in the table below represent the number of Florida and non-Florida residents for whom test results were received by the Department of Health. A person can be tested by more than one laboratory and can have both positive and negative results. **Therefore, the sum of the numbers in each column will be larger than the total number of people tested.**

Reporting lab	Inconclusive	Negative	Positive	Percent positive	Total
UNIVERSITY OF WASHINGTON MEDICAL CENTER			7	100%	7
HEALTHWORKS MED GROUP OF FLORIDA PA		2	5	71%	7
HEARTLAND PEDIATRICS OF LAKE PLACID			7	100%	7
SARASOTA - ROBERT L TAYLOR COMMUNITY CENTER□		1	6	86%	7
METROPOLITAN HOSPITAL CENTER		6	1	14%	7
LAKES DIALYSIS CENTER INC			7	100%	7
DORAL URGENT CARE			7	100%	7
PBSO WEST PALM FAMILY PRACTICE		1	6	86%	7
CENTRAL FLORIDA PEDIATRIC URGENT CARE LLC		6	1	14%	7
GUARDANT HEALTH		4	3	43%	7
KEYSTONE PLACE AT NAPLES PRESERVE		4	3	43%	7
JACKSON CLINIC PA,THE		3	4	57%	7
LUTHERAN HAVEN ASSISTED LIVING		7			7
BAPTIST PEDIATRICS		6	1	14%	7
VETERANS AFFAIRS MEDICAL CENTER - OUTPATIENT			7	100%	7
ST JUDE LABORATORIES		5	2	29%	7
BAYLOR GENETICS		5	2	29%	7
SCHOOL OF PHARMACY AND PHARMACEUTICAL		7			7
SEA LEVEL LABS			7	100%	7
FLORIDA DIGESTIVE AND LIVER SPECIALIST		7			7
ALACHUA			7	100%	7
DESOTO HEALTH AND REHAB LLC		4	3	43%	7
TNC WALK IN CLINIC		4	3	43%	7
PENINSULA CARE AND REHABILITATION CENTER			7	100%	7
BEACON AT GULF BREEZE, THE		6	1	14%	7
Sovereign Laboratory Services, LLC		7			7
ARCHBOLD MEMORIAL HOSPITAL/LAB		3	4	57%	7
CHILDREN'S HEALTHCARE OF ATLANTA/EGLESTON		7			7
WILDLIGHT LAB			7	100%	7
Sunset Lake Health and Rehabilitation Center		7			7
FLORIDA HOSPITAL WINTER PARK		6	1	14%	7
DIAGNOSTIC CLINIC		6	1	14%	7
COMMUNITY MEDICAL AND DENTAL CARE INC		7			7
MEDEXPRESS URGENT CARE MONACA		7			7
URGENT TEAM MANAGEMENT OF TENNESSEE		7			7
Ocoee Health Care Center		7			7
SONATA BOYNTON BEACH		6	1	14%	7
MEYER PEDIATRICS CHTD		7			7
DOCTOR’S IN-HOUSE LAB/COMMUNITY HEALTH CENTERS OF PINELLAS –PINELLAS P			7	100%	7
Okeechobee Health Care Facility		5	2	29%	7
WESTWOOD NURSING & REHAB		3	4	57%	7
RIVERVIEW REGIONAL MEDICAL CENTER		6	1	14%	7
PBC FOUND CARE INC			7	100%	7
ST PETERSBURG PEDIATRICS-EAST BAY			7	100%	7
SOUTH COM HEALTH CLINIC, DEPT. OF THE ARMY		7			7
NORTON HEALTHCARE			7	100%	7
WYOMING COUNTY COMMUNITY HOSPITAL LABORATORY		7			7



# COVID-19: testing by laboratory

Data through Dec 30, 2020 verified as of Dec 31, 2020 at 09:25 AM

Data in this report are provisional and subject to change.

The numbers in the table below represent the number of Florida and non-Florida residents for whom test results were received by the Department of Health. A person can be tested by more than one laboratory and can have both positive and negative results. **Therefore, the sum of the numbers in each column will be larger than the total number of people tested.**

Reporting lab	Inconclusive	Negative	Positive	Percent positive	Total
LYNMOORE,THE		7			7
BRADENTON PHYSICIANS MEDICAL CENTER			7	100%	7
HOLY GARDEN ALF, INC.		7			7
LAB UNKNOW		6	1	14%	7
MINUTE CLINIC LLC #5733		7			7
DOCTORS CLINICAL LABORATORY, INC		5	2	29%	7
FLORIDA CENTER FOR DERMATOLOGY LABORATORY			7	100%	7
QUE		4	3	43%	7
MULBERRY CARE CENTER		4	3	43%	7
ASHRAF MEDICAL GROUP PLLC DBA PULSE M		6	1	14%	7
ORLANDO HEALTH PHYSICIAN ASSOCIATES		4	3	43%	7
SIPARADIGM LLC		1	6	86%	7
CVS HEALTH, #3396		7			7
THE MARY IMOGENE BASSETT HOSPITAL		7			7
MISSOURI DEPARTMENT OF HEALTH AND SENIOR SERVICES			7	100%	7
NOVANT HEALTH INPATIENT CARE		2	5	71%	7
GENTRY PARK ORLANDO ASSISTED LIVING		6	1	14%	7
LEE COUNTY HEALTH DEPARTMENT		4	3	43%	7
ADVENT HEALTH - DELTONA ER		1	6	86%	7
WELLMED AT PORT ST LUCIE WEST		6	1	14%	7
HOLMES COUNTY HEALTH DEPARTMENT		3	4	57%	7
LEPE'S HOUSE			7	100%	7
NEW YORK PRESBYTERIAN - LOWER MANHATTAN		7			7
The Waterford		7			7
CARENOW URGENT CARE-MADISON		7			7
MONTEFIORE NYACK HOSPITAL AFFILIATED LABORATORY		7			7
Bon Secours Maria Manor		5	2	29%	7
LABCORP TAMPA		5	2	29%	7
Rosewood Healthcare and Rehabilitation Center		5	2	29%	7
THE VILLAGES HEALTH		5	2	29%	7
MEDLABS DIAGNOSTICS		7			7
LAKE MARY - STIRLING CENTER SUITE 202			7	100%	7
TRUE HEALTH		5	2	29%	7
SENIOR HOME CARE INC		7			7
LUXOR SCIENTIFIC LLC		1	6	86%	7
MEDEXPRESS URGENT CARE - MONROE		7			7
PALM POINT BEHAVIORAL HEALTH		7			7
ALLEGRO - TAMPA	1	4	2	29%	7
HEALTH CARE LABORATORY SERVICES		1	6	86%	7
GOOD SAMARITAN SOCIETY OF DAYTONA		5	2	29%	7
PEDIATRICS OF CENTRAL FLORIDA		5	2	29%	7
ECLRS		2	5	71%	7
IRL MARKET LAB			7	100%	7
RIVER OAKS TREATMENT CENTER			7	100%	7
MINUTECLINIC DIAGNOSTIC OF HAWAII LLC		7			7
HEALTH NETWORK LABORATORIES		6	1	14%	7
ROSS MEDICAL GROUP			7	100%	7

# COVID-19: testing by laboratory

Data through Dec 30, 2020 verified as of Dec 31, 2020 at 09:25 AM

Data in this report are provisional and subject to change.

The numbers in the table below represent the number of Florida and non-Florida residents for whom test results were received by the Department of Health. A person can be tested by more than one laboratory and can have both positive and negative results. **Therefore, the sum of the numbers in each column will be larger than the total number of people tested.**

Reporting lab	Inconclusive	Negative	Positive	Percent positive	Total
TRUE HEALTH DIAGNOSTICS		1	6	86%	7
MEDEXPRESS URGENT CARE - MAPLE DRIVE		7			7
CVS PHARMACY #8800		5	2	29%	7
Consulate Health Care of Brandon		7			7
BREVARD HEALTH ALLIANCE INC, THE		2	5	71%	7
FLORIDA HOSPITAL KISSIMMEE		4	3	43%	7
CVS MINUTE CLINIC DIAGNOSTIC OF TEXAS,LLC		4	2	33%	6
ENT AND ALLERGY ASSOCIATES OF FLORIDA LLC		6			6
ETHOS LABORATORIES		6			6
BAPTIST PRIMARY BLACK CREEK SOUTH			6	100%	6
ST LUKES ROOSEVELT LABORATORY		6			6
TIMBER CREEK PEDIATRICS		6			6
PATHGROUP LABS, LLC		4	2	33%	6
GRACE REHABILITATION CENTER OF VERO BEACH		4	2	33%	6
WINSHIPS PHARMACY INC		6			6
CARENOW URGENT CARE-SOUTHLAKE			6	100%	6
WELLMED AT PLANT CITY		5	1	17%	6
PUBLIC HEALTH LAB		6			6
MERCY COLLEGE HEALTH OFFICE		6			6
SONORA QUEST LABORATORIES			6	100%	6
AEGIS MEDICAL GROUP			6	100%	6
SOUTH CAROLINA DEPARTMENT OF HEALTH			6	100%	6
WELLMED AT NEW TAMPA		4	2	33%	6
SUPERIOR RESIDENCES OF LECANTO			6	100%	6
ADVENTHEALTH MEDICAL GROUP FAMILY & INTERNAL		3	3	50%	6
COMMONWEALTH OF MASSACHUSETTS			6	100%	6
BOCA VIPEDIATRICS			6	100%	6
CORNER OAK ESTATE LLC		6			6
DOH JACKSONVILLE CENTRAL LABORATORY		3	3	50%	6
UNILAB		2	4	67%	6
AZALEA HEALTH		2	4	67%	6
HEALTHPARK MEDICAL CENTER ABG LAB		5	1	17%	6
JOHN KNOX VILLAGE OF CENTRAL FLORIDA		4	2	33%	6
CARE HERE		1	5	83%	6
LUTHERAN HAVEN EXTENDED CONGREGATE CAR		6			6
MINUTECLINIC DIAGNOSTIC OF NEW JERSEY, LLC # 7069		6			6
ENIGMA DIAGNOSTIC, INC.			6	100%	6
CAREWELL 301 - WARWICK			6	100%	6
DR PHILLIPS MEDICAL WELLNESS CENTER		6			6
TAMIAMI LAB MILLENIUM			6	100%	6
BAYCARE MEDICAL GROUP INC			6	100%	6
GENETIC TECHNOLOGICAL INNOVATIONS			6	100%	6
FREEDOM SQUARE NURSING CENTER□			6	100%	6
MERCY HEALTH—MUSKEGON		5	1	17%	6
AARK LABORATORY		6			6
RIVER CITY PRIMARY AND URGENT CARE			6	100%	6
NOT INDICATED		1	5	83%	6

# COVID-19: testing by laboratory

Data through Dec 30, 2020 verified as of Dec 31, 2020 at 09:25 AM

Data in this report are provisional and subject to change.

The numbers in the table below represent the number of Florida and non-Florida residents for whom test results were received by the Department of Health. A person can be tested by more than one laboratory and can have both positive and negative results. **Therefore, the sum of the numbers in each column will be larger than the total number of people tested.**

Reporting lab	Inconclusive	Negative	Positive	Percent positive	Total
MEDEXPRESS URGENT CARE- MARYLAND		6			6
WATAUGA MEDICAL CENTER		4	2	33%	6
CLEARWATER PEDIATRIC CARE		1	5	83%	6
PROHEALTH MED		1	5	83%	6
FIRST COAST CARDIOVASCULAR INSTITUTE PA			6	100%	6
BAYCARE ALLIANT HOSPITAL			6	100%	6
MINUTECLINIC, LLC #05038		6			6
Northwell Lab		2	4	67%	6
XPRESS URGENT CARE LLC		6			6
GRAND VILLA OF ALTAMONTE SPRINGS		1	5	83%	6
MIAMI BEACH COMMUNITY HEALTH CENTER INC			6	100%	6
RIVERWOOD CENTER,THE			6	100%	6
CAPITAL HEALTH PLAN LABORATORIES			6	100%	6
FLORIDA MEDICAL SPECIALISTS		2	4	67%	6
THE VILLAGES REGIONAL HOSPITAL FREESTANDING		3	3	50%	6
LUMADOC HEALTH		4	2	33%	6
ARLINGTON OF NAPLES		6			6
MEDEXPRESS URGENT CARE - LAFAYETTE		6			6
PALMETTO HEALTH ALLIANCE		3	3	50%	6
DEBARY HEALTH AND REHABILITATION CENTER		6			6
MC DIAGNOSTIC OF CONNECTICUT, PC #1960		6			6
MINUTECLINIC, LLC, DBA MINUTECLINIC #6106		5	1	17%	6
CVS MINUTE CLINIC DIAGNOSTIC OF TEXAS, LLC		6			6
BETH ISRAEL DEACONESS MEDICAL CENTER			6	100%	6
LIFE'S SPECIAL MOMENTS INC		6			6
TEXAS MEDCLINIC			6	100%	6
RED MOUNTAIN DIAGNOSTICS		6			6
NORTH SHORE MEDICAL LABS		6			6
ISLAND COAST PEDIATRICS IN-HOUSE LAB		6			6
Thermopolis Rehabilitation Wellness		6			6
SAINT PETER'S UNIVERSITY HOSPITAL		6			6
PINELLAS INTERNAL MEDICINE ASSOCIATES		5	1	17%	6
ST CHARLES HOSPITAL LABORATORY		6			6
MEDEXPRESS URGENT CARE-LATROBE		6			6
NORTH BEACH REHABILITATION CENTER		5	1	17%	6
PALMS, THE		6			6
MINUTE CLINIC DIAGNOSTIC OF SC, LLC #42		5	1	17%	6
IU HEALTH PATHOLOGY		1	5	83%	6
LAWTON CHILES HEALTH CENTER		1	5	83%	6
BAYCARE MEDICAL GROUP INC			6	100%	6
THE CLINIC PREMISE HEALTH			6	100%	6
MONTEFIORE MEDICAL CENTER LABORATORIES - WEILER		4	2	33%	6
ADVANCE URGENT CARE CENTER, LLC			6	100%	6
BAYCARE MEDICAL GROUP		1	5	83%	6
JERSEY SHORE MEDICAL CENTER		6			6
PENN MEDICINE PRINCETON MEDICAL CENTER		6			6
CHILDREN'S HOSPITAL OF PHILADELPHIA		5	1	17%	6

# COVID-19: testing by laboratory

Data through Dec 30, 2020 verified as of Dec 31, 2020 at 09:25 AM

Data in this report are provisional and subject to change.

The numbers in the table below represent the number of Florida and non-Florida residents for whom test results were received by the Department of Health. A person can be tested by more than one laboratory and can have both positive and negative results. **Therefore, the sum of the numbers in each column will be larger than the total number of people tested.**

Reporting lab	Inconclusive	Negative	Positive	Percent positive	Total
CAPE CORAL URGENT CARE		3	3	50%	6
NOVALIFE MEDSPA			6	100%	6
MINUTECLINIC DIAGNOSTIC OF NORTH CAROLINA, PC		5	1	17%	6
FLORIDA HOSPITAL APOPKA		5	1	17%	6
THOMAS JEFFERSON UNIVERSITY HOSPITAL		4	2	33%	6
MEDEXPRESS URGENT CARE - WINCHESTER GATEWAY		5	1	17%	6
MEDEXPRESS URGENT CARE-PITTSFIELD		6			6
VERMONT DEPARTMENT OF HEALTH		1	5	83%	6
ADVENT HEALTH APOPKA		2	4	67%	6
WALGREENS 3145		5	1	17%	6
FLORIDA WOMAN CARE LABORATORY			6	100%	6
MEDICAL CENTER AT OCEAN REEF		1	5	83%	6
Manor Care of Dunedin		6			6
TUSCAN ISLE CHAMPIONSGATE OP CO LLC		6			6
CONCENTRA			6	100%	6
CARLOS PORTU MD, PLLC			5	100%	5
LABCORP UNSPECIFIED		5			5
ST JOSEPH WOMENS HOSPITAL			5	100%	5
TANNER MEDICAL CENTER EAST AL		5			5
LANE PEDIATRICS PA			5	100%	5
KENILWORTH CARE & REHABILITATION CENTER			5	100%	5
HILLSBOROUGH COUNTY HEALTH DEPARTMENT			5	100%	5
COOPER HOSPITAL/UNIVERSITY MEDICAL		5			5
WANTAGH URGENT CARE		5			5
GULF COAST VETERANS HCS PANAMA CITY OPC		5			5
INTERNAL MEDICINE & PRIMARY CARE ASSOCIATES, PLC			5	100%	5
DALLAS COUNTY HEALTH AND HUMAN SERVICES			5	100%	5
MINUTECLINIC DIAGNOSTIC OF NORTH		5			5
OMNICARE PHARMACY OFTEXAS 1, LP DBA OMNICARE		5			5
FLORIDA HOSPITAL LAKE MARY		5			5
WEST PACIFIC MEDICAL LABORATORY			5	100%	5
MINUTECLINIC, LLC #244		4	1	20%	5
PEDIATRICS OF CENTRAL FLORIDA – POINCIANA		3	2	40%	5
ORCHID COVE		2	3	60%	5
COMMUNITY HEALTH OF SOUTH FLORIDA			5	100%	5
LAKE NONA PEDIATRICS IN ASSOCIATION WITH NEMOURS		5			5
MEDICAL CENTER OF BLOUNTSTOWN			5	100%	5
ST VINCENT'S CHILTON		4	1	20%	5
FAMILY MEDICINE OF WESTON LLC			5	100%	5
MEDEXPRESS URGENT CARE - SWANSEA, N ILLINOIS ST		4	1	20%	5
PRECISION DIAGNOSTICS INC - NJ		5			5
MEDEXPRESS ELKINS		5			5
CARL R DARNALL ARMY MEDICAL CENTER			5	100%	5
CROSSROADS URGENT CARE, PLLC		5			5
FRANCES WARDE MEDICAL LABORATORY		2	3	60%	5
UNIVERSITY OF CHICAGO MEDICAL CENTER LAB			5	100%	5
JOSEF SCHENKER MD PC DBA CENTERS URGENT		4	1	20%	5

# COVID-19: testing by laboratory

Data through Dec 30, 2020 verified as of Dec 31, 2020 at 09:25 AM

Data in this report are provisional and subject to change.

The numbers in the table below represent the number of Florida and non-Florida residents for whom test results were received by the Department of Health. A person can be tested by more than one laboratory and can have both positive and negative results. **Therefore, the sum of the numbers in each column will be larger than the total number of people tested.**

Reporting lab	Inconclusive	Negative	Positive	Percent positive	Total
MINUTECLINIC DIAGNOSTIC MEDICAL GROUP		5			5
AEL KNOXVILLE			5	100%	5
NORTHPORT MEDICAL CENTER LAB		5			5
ELLIS HOSPITAL LABORATORY		5			5
MEDEXPRESS URGENT CARE - MIDLOTHIAN		5			5
PRECISION LABS LLC		2	3	60%	5
WESTMINSTER SHORES			5	100%	5
ORMOND MEDICAL ARTS		3	2	40%	5
MCR HEALTH LAWTON CHILES ADMINISTRATION STE A		1	4	80%	5
MC DIAGNOSTIC OF CONNECTICUT PC #459		5			5
MINUTECLINIC DIAGNOSTIC OF NEW JERSEY,		5			5
MEDEXPRESS URGENT CARE - WASHINGTON		4	1	20%	5
UT MEMPHIS UNIVERSITY HEALTH SERVICES			5	100%	5
NOVANT HEALTH UVA		2	3	60%	5
Florida Clinical Laboratory		1	4	80%	5
Westchester General Hospital			5	100%	5
BROOKDALE PENSACOLA		5			5
CVS MINUTE CLINIC DIAGNOSTIC OF NEW JERSEY		5			5
URGENT TEAM - MUSCLE SHOALS		5			5
NORTH FLORIDA PEDIATRICS JASPER			5	100%	5
MEDEXPRESS URGENT CARE-DUBOIS		5			5
MEDEXPRESS URGENT CARE - RICHMOND, NINE MILE RD		5			5
JOE DIMAGGIO CHILDREN'S HOSPITAL		1	4	80%	5
INDIAN RIVER PRIMARY CARE PA		5			5
MAXHEALTH		4	1	20%	5
UT SOUTHWESTERN MEDICAL CENTER			5	100%	5
UNIVERSITY OF MIAMI MILLER SCHOOL OF MEDICINE			5	100%	5
MINUTE CLINIC		1	4	80%	5
COPELAND MEDICAL CLINIC		3	2	40%	5
MULBERRY'S MOBILE PROVIDER SERVICES LLC□			5	100%	5
ILLINOIS DEPARTMENT OF PUBLIC HEALTH			5	100%	5
ROSEMONT GARDENS INC		5			5
GUTHRIE MEDICAL GROUP LABORATORIES		5			5
MEDEXPRESS URGENT CARE - ELM GROVE		5			5
APOLLO GARDENS RETIREMENT RESIDENCE CARE		5			5
MANATEE COUNTY JAIL		4	1	20%	5
ASCENSION ST VINCENT'S CLAY COUNTY			5	100%	5
AUTUMN OF SARASOTA		5			5
MED LABS DIAGNOSTICS		3	2	40%	5
Lakewood Nursing Center			5	100%	5
Kennedy University Hospital		5			5
Army Residence Community		5			5
THE UNIVERSITY OF VERMONT MEDICAL CENTER		4	1	20%	5
DOCS URGENT CARE		1	4	80%	5
CYPRESS CREEK MEDICAL CENTER			5	100%	5
BROOKDALE CLERMONT			5	100%	5
VIBRANT AMERICA		3	2	40%	5



# COVID-19: testing by laboratory

Data through Dec 30, 2020 verified as of Dec 31, 2020 at 09:25 AM

Data in this report are provisional and subject to change.

The numbers in the table below represent the number of Florida and non-Florida residents for whom test results were received by the Department of Health. A person can be tested by more than one laboratory and can have both positive and negative results. **Therefore, the sum of the numbers in each column will be larger than the total number of people tested.**

Reporting lab	Inconclusive	Negative	Positive	Percent positive	Total
MANATEE PEDIATRICS			5	100%	5
Clearwater Center		5			5
BETHESDA COMMUNITY HEALTH CENTER			5	100%	5
OSWEGO HOSPITAL LABORATORY		5			5
EXPRESS DOCS LLC			5	100%	5
INDIANA STATE DEPARTMENT OF HEALTH		1	4	80%	5
RICH STREET GROUP HOME			5	100%	5
YORKVILLE PEDIATRIC URGENT CARE		5			5
FLORIDA CANCER SPECIALISTS & RESEARCH INSTITUTE		4	1	20%	5
SOUTHERN OCEAN MEDICAL CENTER		5			5
MEDEXPRESS URGENT CARE - BEECH GROVE		5			5
ATLANTIC COMMUNITY HIGH SCHOOL		4	1	20%	5
EASYCARE WALK-IN CLINIC			5	100%	5
FORT PIERCE FAMILY CARE INC		3	2	40%	5
UCF STUDENT HEALTH SERVICES LABORATORY		2	3	60%	5
CHAMPLAIN VALLEY PHYSICIANS HOSPITAL		3	2	40%	5
MEDEXPRESS URGENT CARE-MUNCIE		5			5
MEDEXPRESS URGENT CARE-KATY		4	1	20%	5
NORTHERN DUTCHESS HOSPITAL LABORATORY		5			5
FHMG_FM AND IM AVALON PARK		1	4	80%	5
CLEVELAND CLINIC MARTIN HEALTH NURSING & RESTORATIVE		5			5
MOUNT SINAI BROOKLYN LABORATORY		4	1	20%	5
NEW HAMPSHIRE DEPARTMENT OF HEALTH AND HUMAN SERVICES		3	2	40%	5
SUTTER TRACY COMMUNITY HOSPITAL			5	100%	5
BENSONHURST URGENT CARE		5			5
FLORIDA DEPARTMENT OF HEALTH IN MONROE COUNTY		2	3	60%	5
PEDIATRICS OF ALTAMONTE		5			5
EGL GENETICS DIAGNOSTICS			5	100%	5
PERDIDO URGENT CARE			5	100%	5
CRESTWOOD MEDICAL CENTER		4	1	20%	5
NELSON BIOLOGICAL			5	100%	5
MINUTECLINIC MINUTECLINIC #4977		3	2	40%	5
BAYSHORE LABORATORY		4	1	20%	5
CURATIVE CARE CENTER INC		1	4	80%	5
URGENT MEDICAL CENTER INC		2	3	60%	5
PARRISH HEALTH CENTER		5			5
XRL SXF REF LAB		5			5
WOODHULL MEDICAL AND MENTAL HEALTH CTR		5			5
RUSH UNIVERSITY MEDICAL CENTER LABORATORY			5	100%	5
HUNTINGTON URGENT CARE		5			5
WATERTOWN URGENT CARE PLLC		5			5
MINUTECLINIC DIAGNOSTIC OF PA, LLC (1036)		4	1	20%	5
PEDIATRIC URGENT HEALTH CARE			5	100%	5
DEPARTMENT OF HEALTH AND HUMAN SERVICES LANSING			5	100%	5
ST JOHNS BIOMEDICAL LAB		5			5
BAPTIST HEALTH - TOWN CENTER			5	100%	5
EL PARAISO HOME INC		5			5

# COVID-19: testing by laboratory

Data through Dec 30, 2020 verified as of Dec 31, 2020 at 09:25 AM

Data in this report are provisional and subject to change.

The numbers in the table below represent the number of Florida and non-Florida residents for whom test results were received by the Department of Health. A person can be tested by more than one laboratory and can have both positive and negative results. **Therefore, the sum of the numbers in each column will be larger than the total number of people tested.**

Reporting lab	Inconclusive	Negative	Positive	Percent positive	Total
BEACH HOUSE		5			5
DICKSON MEDICAL ASSOCIATES PC PATH LAB		4	1	20%	5
MEDEXPRESS URGENT CARE - WILLIAMSPORT		4	1	20%	5
MINUTECLINIC DIAGNOSTIC OF PENNSYLVANIA, LLD #1545		5			5
STATMED OCALA			5	100%	5
MEDEXPRESS URGENT CARE MURRYSVILLE		3	2	40%	5
MINUTE-CLINIC DIAGNOSTIC OF VIRGINIA, LLC #2003		4	1	20%	5
NATIONAL GENETICS INST LABCORP		1	4	80%	5
THE PALMS REHABILITATION AND HEALTHCARE CENTER		5			5
MIAMI COMPREHENSIVE MEDICINE GROUP PA		4	1	20%	5
BAY BREEZE HEALTH AND REHABILITATION CENTER		5			5
GLEN FALLS HOSPITAL DEPARTMENT OF PATHOLOGY		5			5
URGENT CARE OF LONGWOOD			5	100%	5
UF HEALTH			5	100%	5
MAIMONIDES MEDICAL CENTER		4	1	20%	5
LORI MCAULIFFE MD PA			5	100%	5
FINLAY		1	4	80%	5
HENDRY REGIONAL CONVENIENT CARE CENTER			5	100%	5
SOUTHEASTERN PEDIATRIC ASSOCIATES			5	100%	5
MEDEXPRESS URGENT CARE - HUNTINGTON WE		5			5
DAVITA DIALYSIS		4	1	20%	5
WELLIGENT			5	100%	5
WAKEMED		1	4	80%	5
BROWARD COUNTY HEALTH DEPT.			5	100%	5
BOCA BIOLISTICS LLC			5	100%	5
UPMC HEALTH SYSTEM		4	1	20%	5
URGENT CARE & FAMILY PRACTICE CENTER			5	100%	5
OPTUM SILVER LAKES			5	100%	5
KIDSVILLE PEDIATRICS			5	100%	5
CORAL LANDING ASSISTED LIVING		5			5
HUNTERS CREEK PEDIATRICS		5			5
FLORIDA DEPARTMENT OF HEALTH - INVERNESS		3	2	40%	5
CENTREX CLINICAL LABS INC		5			5
STEWART MELBOURNE HOSPITAL			5	100%	5
VALDOSTA FAMILY MEDICINE			5	100%	5
BIRMINGHAM VAMC		1	3	75%	4
FISHERMEN'S HOSPITAL			4	100%	4
COMPUNET CLINICAL LAB			4	100%	4
THONOTOSASSA COMMUNITY HEALTH CENTER		1	3	75%	4
Heartland of Boynton Beach			4	100%	4
MEDEXPRESS URGENT CARE, BUTLER		3	1	25%	4
PUTNAM HOSPITAL CENTER LABORATORY		4			4
WYOMING PUBLIC HEALTH LAB			4	100%	4
FLORIDA CANCER SPECIALISTS AND RESEARCH		2	2	50%	4
MINUTECLINIC DIAGNOSTIC OF TEXAS		4			4
WATSON THERAPEUTICS		1	3	75%	4
ACCENT PHYSICIAN SPECIALISTS PA		4			4

# COVID-19: testing by laboratory

Data through Dec 30, 2020 verified as of Dec 31, 2020 at 09:25 AM

Data in this report are provisional and subject to change.

The numbers in the table below represent the number of Florida and non-Florida residents for whom test results were received by the Department of Health. A person can be tested by more than one laboratory and can have both positive and negative results. **Therefore, the sum of the numbers in each column will be larger than the total number of people tested.**

Reporting lab	Inconclusive	Negative	Positive	Percent positive	Total
MINUTECLINIC, LLC #1586		3	1	25%	4
CARENOW URGENT CARE-HERMITAGE			4	100%	4
MINUTECLINIC DIAGNOSTIC OF VIRGINIA		4			4
SUNSHINE PEDIATRICS OF CENTRAL FLORIDA PL		2	2	50%	4
BARTON MEMORIAL HOSPITAL		3	1	25%	4
SIGNATURE CARE EMERGENCY CENTER		2	2	50%	4
ADVENT HEALTH - TUSKAWILLA		4			4
SHARP MEMORIAL HOSPITAL MICROBIOLOGY DEPT			4	100%	4
MINUTECLINIC DIAGNOSTIC OF VIRGINIA, LLC #1656		4			4
SIGNATURE CARE MONTROSE		2	2	50%	4
JOHN T MATHER MEMORIAL HOSPITAL LABORATORY		4			4
ADVENT HEALTH MEDICAL GROUP- FAMILY MEDICINE AT DR. PHILIPS		1	3	75%	4
MEDEXPRESS URGENT CARE - MBURG COMMONS		4			4
OKLAHOMA STATE DEPARTMENT OF HEALTH-PUBLIC HEALTH LABORATORY			4	100%	4
JUPITER ISLAND MEDICAL CLINIC INC		4			4
COLUMBIA MEMORIAL HOSPITAL LABORATORY		4			4
INTERMARKET FACILITY			4	100%	4
ACE BIOMEDICAL LABS LLC			4	100%	4
West Gate Village, LLC		4			4
MEDEXPRESS URGENT CARE - CLARKSBURG		4			4
MIAMI COMMUNITY HEALTH CENTER INC		1	3	75%	4
SOUTH FLORIDA FAMILY HEALTH & RESEARCH CTR			4	100%	4
Millennium Nursing & Rehab Center		4			4
MINUTE CLINIC DIAGNOSTIC OF PENNSYLVANIA		4			4
EXPRESS TESTING-ONE			4	100%	4
CALUSA HARBOUR			4	100%	4
MEDEXPRESS URGENT CARE - FREDERICK		4			4
SHEEPSHEAD BAY URGENT CARE		4			4
VITAL CARE URGENT CARE			4	100%	4
NEMOURS CHILDREN'S URGENT CARE			4	100%	4
CONCENTRA URGENT CARE		1	3	75%	4
TIFFANY LAKE CARE CENTERS INC		4			4
MEDEXPRESS URGENT CARE - BATTLE CREEK		2	2	50%	4
MARSHALL MEDICAL CENTER SOUTH LAB		3	1	25%	4
CENTERPLACE HEALTH			4	100%	4
OKLAHOMA STATE UNIVERSITY DIAGNOSTIC LAB			4	100%	4
MC DIAGNOSTIC OF CONNECTICUT , PC # 3		2	2	50%	4
ACCENTCARE		4			4
FLORIDA MEDICAL CL ODOM TPA		1	3	75%	4
ADVENTIST HEALTH SYSTEM FLORIDA DEPT OF HEALTH		3	1	25%	4
FIFTH AVENUE PEDIATRICS		3	1	25%	4
MIZELL MEMORIAL HOSPITAL			4	100%	4
MD NOW MEDICAL CENTER INC			4	100%	4
The Crossroads		4			4
FLORIDA HEALTH CARE PLANS STIRLING CENTER			4	100%	4
BELLIN HEALTH LAB		1	3	75%	4
CRESTAR LABS		2	2	50%	4

# COVID-19: testing by laboratory

Data through Dec 30, 2020 verified as of Dec 31, 2020 at 09:25 AM

Data in this report are provisional and subject to change.

The numbers in the table below represent the number of Florida and non-Florida residents for whom test results were received by the Department of Health. A person can be tested by more than one laboratory and can have both positive and negative results. **Therefore, the sum of the numbers in each column will be larger than the total number of people tested.**

Reporting lab	Inconclusive	Negative	Positive	Percent positive	Total
GARDENS HEALTH NH LLC		4			4
MINUTECLINIC DIAGNOSTIC OF SC, LLC #2		4			4
BIOTEST PLASMA CENTER		4			4
FHCP – ORMOND BEACH			4	100%	4
VIGILINT HEALTHCARE		2	2	50%	4
MAILBOX DIAGNOSTICS		2	2	50%	4
FLORIDA HOSPITAL ALTAMONTE		2	2	50%	4
MEDEXPRESS URGENT CARE PLEASANT HILLS		3	1	25%	4
PARTNERS PHARMACY OF FLORIDA LLC		4			4
ARKANSAS DEPARTMENT OF HEALTH			4	100%	4
BOROPARK URGENT CARE		3	1	25%	4
UNILAB OF DADE INC			4	100%	4
BOCA SIMON LAB		1	3	75%	4
LONG ISLAND JEWISH FOREST HILLS HOSPITAL		4			4
HELIX KH UC			4	100%	4
EAST BANK HOSPITAL - UNIVERSITY OF MINNESOTA MEDICAL CENTER			4	100%	4
LONG TERM CARE OF JAY, LLC			4	100%	4
LIFESTREAM BEHAVIORIAL CENTER		4			4
CAPTAIN JAMES A. LOVELL FEDERAL HEALTHCARE CENTER			4	100%	4
CLINICAL LABORATORIES OF THE BUFFALO		3	1	25%	4
PENNSYLVANIA DEPARTMENT OF HEALTH BUREAU OF LABORATORIES			4	100%	4
Grand Villa of Deerfield Beach		2	2	50%	4
CRESTVIEW IMMEDIATE CARE LL			4	100%	4
LA MER NH LLC□			4	100%	4
L3HARRIS FAMILY MEDICAL CENTER			4	100%	4
MEDEXPRESS URGENT CARE - GLENDALE		4			4
NORTHDAL REHABILITATION CENTER			4	100%	4
Bardmoor Oaks Healthcare and Rehabilitation Center		3	1	25%	4
LEE MEMORIAL HEALTH SYSTEM		2	2	50%	4
MEDEXPRESS URGENT CARE - MT LEBANON		3	1	25%	4
SANFORD SOUTH UNIVERSITY		4			4
MINUTECLINIC DIAGNOSTICS OF IND, LLC		4			4
MINUTECLINIC DIAGNOSTIC OF TN PC #6415		4			4
INSPIRED LIVING AT PALM BAY		4			4
SunTerrace Health Care Center		3	1	25%	4
MEDICANA NURSING AND REHAB CENTER			4	100%	4
INFECTION CONTROL/ EMPHEALTH		3	1	25%	4
TULLAHOMA HMA, LLC		3	1	25%	4
ORLANDO FAMILY MEDICAL INC		4			4
GREENVILLE MEMORIAL HOSPITAL LAB			4	100%	4
DOTHAN PEDIATRIC CLINIC			4	100%	4
BIG BEND HOSPICE INC		4			4
CVS MINUTE CLINIC DIAGNOSTIC MED GRP OF SAN		2	2	50%	4
MEDEXPRESS URGENT CARE - PRINCETON		4			4
CARENOW URGENT CARE-WEST END		4			4
CONSULATE HEATH CARE AT WEST ALTAMONTE			4	100%	4
ELTINGVILLE CIRCLE URGENT CARE		4			4

# COVID-19: testing by laboratory

Data through Dec 30, 2020 verified as of Dec 31, 2020 at 09:25 AM

Data in this report are provisional and subject to change.

The numbers in the table below represent the number of Florida and non-Florida residents for whom test results were received by the Department of Health. A person can be tested by more than one laboratory and can have both positive and negative results. **Therefore, the sum of the numbers in each column will be larger than the total number of people tested.**

Reporting lab	Inconclusive	Negative	Positive	Percent positive	Total
CARE ONE PRIMARY CARE			4	100%	4
MARION AND BERNARD L SAMSON NURSING CENTER			4	100%	4
GRAND VILLA OF ENGLEWOOD		1	3	75%	4
AHC Decatur County		4			4
MINUTECLINIC DIAGNOSTIC OF TN, PC 4992		4			4
FLAGLER HEALTH SERVICES INC			4	100%	4
A AND R RESEARCH GROUP LLC		2	2	50%	4
SONIC REFERENCE LABORATORY			4	100%	4
ATMORE NURSING CENTER		3	1	25%	4
Walker BaptistMedCtr		3	1	25%	4
FLORIDA HEART AND VASCULAR			4	100%	4
DTR LABS		3	1	25%	4
TENDER CARE ALF		4			4
FCHC (OB)-DARWIN SQUARE CTR.			4	100%	4
UNION CITY MANOR NURSING CENTER		4			4
DEPARTMENT OF HEALTH AND HUMAN SERVICES STATE OF NEW HAMPSHIRE			4	100%	4
COLLIER HMA PHYSICIAN MANAGEMENT, LLC			4	100%	4
UTAH DEPARTMENT OF HEALTH			4	100%	4
BAYLOR ESOTERIC AND MOLECULAR LAB			4	100%	4
HEALTHY MINORS PEDIATRIC URGENT CARE		4			4
CAPITAL HEALTH LABORATORY INC			4	100%	4
LAKE FOREST PARK OP CO LLC		4			4
VIERA PEDIATRICS		1	3	75%	4
GENEVA GENERAL HOSPITAL LABORATORY		3	1	25%	4
FLORIDA HEALTHCARE OF ORLANDO			4	100%	4
UW MEDICINE VIROLOGY LAB			4	100%	4
PREMIER URGENT CARE CENTER LLC			4	100%	4
MINUTE CLINIC DIAGNOSTIC OF MICHIGAN PC		4			4
CDRX INFUSION			4	100%	4
REHABILITATION CENTER OF WINTER PARK,THE			4	100%	4
UHEALTH UNIVERSITY OF MIAMI			4	100%	4
FLORENCE - HUNTSVILLE HOSPITAL URGENT CARE		3	1	25%	4
Stratford Court of Palm Harbor		4			4
RELIANT ACUTE CARE			4	100%	4
PRL NYC PANDEMIC RESPONSE LAB			4	100%	4
FLORIDA MEDICAL CLINIC - MULTI SPECIALTY CAMPUS		1	3	75%	4
ABBAY MANOR RETIREMENT RESIDENCE INC		4			4
MINUTECLINIC DIAGNOSTIC OF TN PC #386		4			4
CARENOW URGENT CARE - WINTER SPRINGS		3	1	25%	4
MINUTE CLINIC DIAGNOSTIC OF NORTH CAROLINA		4			4
PALM BEACH CANCER INSTITUTE			4	100%	4
DR. PHILLIPS MEDICAL WELLNESS CENTER		2	2	50%	4
UNIVERSITY OF WASHINGTON MEDICAL CENTER (UWMC) EMERGENCY DEPT.			4	100%	4
AMERICAN HOUSE FORT MYERS		4			4
CITYMD		1	3	75%	4
TARPON SPRINGS PEDIATRICS, LLC			4	100%	4
YAZJI PEDIATRIC CARE LLC DBA TUKA PEDIATRICS			4	100%	4



# COVID-19: testing by laboratory

Data through Dec 30, 2020 verified as of Dec 31, 2020 at 09:25 AM

Data in this report are provisional and subject to change.

The numbers in the table below represent the number of Florida and non-Florida residents for whom test results were received by the Department of Health. A person can be tested by more than one laboratory and can have both positive and negative results. **Therefore, the sum of the numbers in each column will be larger than the total number of people tested.**

Reporting lab	Inconclusive	Negative	Positive	Percent positive	Total
DIAGNOSTECHS		4			4
ENCOMPASS HOME HEALTH		4			4
MIAMI CANCER INSTITUTE			4	100%	4
Sunrise Health and Rehabilitation Center			4	100%	4
HEALTH AND WELLNESS CENTER			4	100%	4
DYNACARE LABORATORIES			4	100%	4
KANSAS DEPARTMENT OF HEALTH		2	2	50%	4
OCHSNER MEDICAL CENTER			4	100%	4
MEDEXPRESS URGENT CARE - CULPEPER		4			4
COMPREHENSIVE CLINICAL RESEARCH, LLC			4	100%	4
BENEVA LAKES HEALTHCARE & REHAB CENTER			4	100%	4
CELAL GUROL ERBAY, MD			4	100%	4
Signature Healthcare of Ormond		4			4
THE PLAZA AT PARKSQUARE		4			4
MIRIMUS INC		1	3	75%	4
INTERNAL MEDICINE LIPID AND WELNNESS PRACTICE			4	100%	4
CAREWELL 202			4	100%	4
LEON MEDICAL CENTERS, LLC			4	100%	4
KENDALL REGIONAL MEDICAL CNTR			4	100%	4
MEDEXPRESS URGENT CARE - MARKHAM STREE		3	1	25%	4
MINUTECLINIC, LLC #03965		4			4
OMNICARE PHARMACY OF TEXAS 1		4			4
CARENOW URGENT CARE-GREEN HILLS		4			4
PRIMECARE		2	2	50%	4
MEDEXPRESS URGENT CARE, FAIRMONT		4			4
PANIRA HEALTHCARE CLINIC			4	100%	4
HAMPTON ALF AT 24TH ROAD LLC			4	100%	4
AHEC CLINIC		1	3	75%	4
MC DIAGNOSTIC OF CONNECTICUT, PC #775		3	1	25%	4
CLINCLOUD, LLC			4	100%	4
ADVENTHEALTH CAR CENTER APOPKA			4	100%	4
Health Care Center of Jacksonville			4	100%	4
SOUTHERN LABORATORY SERVICES OF NWF		4			4
HAWTHORNE INN OF LAKELAND		4			4
ELITE MEDICAL CENTER			4	100%	4
Westminster Manor		3	1	25%	4
Park Ridge Nursing Center		3	1	25%	4
MEMORIAL HEALTH CARE SYSTEMS			4	100%	4
JUPITER MEDICAL CENTER URGENT CENTER			4	100%	4
PRIMECARE AT PORT ORANGE			4	100%	4
NEWPATH DIAGNOSTICS		4			4
SOUTHEASTERN REGIONAL MEDICAL CENTER			4	100%	4
RAINBOW PEDIATRIC CENTER PA		3	1	25%	4
PENSACOLA PEDIATRICS MILTON			4	100%	4
COVENIENT CARE MEDICAL CLINIC			4	100%	4
TRIDENT BIOMETRICS		3	1	25%	4
NORTHEAST ALABAMA REGIONAL MEDICAL CENTER		2	2	50%	4

# COVID-19: testing by laboratory

Data through Dec 30, 2020 verified as of Dec 31, 2020 at 09:25 AM

Data in this report are provisional and subject to change.

The numbers in the table below represent the number of Florida and non-Florida residents for whom test results were received by the Department of Health. A person can be tested by more than one laboratory and can have both positive and negative results. **Therefore, the sum of the numbers in each column will be larger than the total number of people tested.**

Reporting lab	Inconclusive	Negative	Positive	Percent positive	Total
KETTERING HEALTH			4	100%	4
ELITE MD GROUP INC		1	3	75%	4
GNT ASSOCIATES		3	1	25%	4
CENTERPLACE HEALTH, INC			4	100%	4
MEDICINE SHOPPE #1306 THE		3	1	25%	4
PHYSICIANS IMMEDIATE CARE AURORA			4	100%	4
SIMEDHEALTH LLC		2	2	50%	4
THE DOCTORS CENTER HEALTHCARE-SOUTHSIDE		1	3	75%	4
PM PEDIATRICS OF SELDEN		3	1	25%	4
ADVENTHEALTH NEW SMYRNA BEACH COMMUNITY HEALTH			4	100%	4
DYNAMIC HEALTH CENTERS INC		2	2	50%	4
PRIMARY CARE WALK IN CLINIC PLLC			4	100%	4
CHILDREN'S MEDICAL GROUP		4			4
LEMOYNE COLLEGE WELLNESS CENTER FOR		4			4
VRL LABORATORIES			4	100%	4
PANCARE HEALTH YOUNGSTOWN			4	100%	4
OPTUM PRIMARY CARE - FOUNTAIN OAKS			4	100%	4
IGENEX INC		4			4
CELERION			4	100%	4
MARSHFIELD LABORATORIES			4	100%	4
ADVENT HEALTH CENTRA CARE - ORANGE LAKE		1	3	75%	4
OPTIMAL CARE PEDIATRICS			4	100%	4
CAREHERE LCS- EUSTIS			4	100%	4
MEDEXPRESS URGENT CARE - SOUTH PARKERSBURG		4			4
PEACEHEALTH LABORATORIES		3	1	25%	4
Grand Villa of Clearwater		4			4
LABS PLUS LLC		4			4
APEX HOME HEALTH CARE		4			4
MEDEXPRESS URGENT CARE - FAYETTEVILLE		2	2	50%	4
CVS MINUTE CLINIC DIAGNOSTIC PA		3	1	25%	4
MEDEXPRESS URGENT CARE HUNTINGTON		4			4
MINUTE CLINIC DIAGNOSTIC OF TEXAS, LLC		4			4
SOUTHWESTERN REGIONAL MEDICAL CENTER - TULSA		4			4
ALVARO J DANGOND MD PA		4			4
ST VINCENT'S ST CLAIR		2	2	50%	4
WESLEY CHAPEL INTERNAL MEDICINE AND PEDIATRICS			4	100%	4
PR HEALTH			4	100%	4
SUPERIOR RESIDENCES AT CALA HILLS		4			4
IMIC INC RESEARCH			4	100%	4
GENUS DIAGNOSTICS			4	100%	4
NEULIFE NEUROLOGICAL SERVICES LLC			4	100%	4
REHABILITATION CENTER AT JUPITER GARDENS		4			4
MD ANDERSON			4	100%	4
ABSOLUTE HEALTH		4			4
OPTIONS FOR SENIORS INC DBA PALM KREST MANOR		3	1	25%	4
BARBARA O'REILLY MD PA		4			4
PALM HARBOR DERMATOLOGY		4			4

# COVID-19: testing by laboratory

Data through Dec 30, 2020 verified as of Dec 31, 2020 at 09:25 AM

Data in this report are provisional and subject to change.

The numbers in the table below represent the number of Florida and non-Florida residents for whom test results were received by the Department of Health. A person can be tested by more than one laboratory and can have both positive and negative results. **Therefore, the sum of the numbers in each column will be larger than the total number of people tested.**

Reporting lab	Inconclusive	Negative	Positive	Percent positive	Total
MEDEXPRESS URGENT CARE CHARLESTON		4			4
URGENT CARE OF ERWIN		4			4
REDMED OF CROSSTOWN		1	3	75%	4
ASSOCIATES MD CYPRESS CREEK			4	100%	4
ADVENTHEALTH MEDICAL GROUP PEDIATRICS AT		2	2	50%	4
PALM BEACH COUNTY HEALTH DEPARTMENT LABORATORY			4	100%	4
CAPE COD HOSPITAL			4	100%	4
MINUTE-CLINIC DIAGNOSTIC OF VIRGINIA, LLC #794		4			4
RIO PINAR HEALTH CARE			4	100%	4
COASTAL LABORATORIES OF FLORIDA			3	100%	3
ALLIANCE LABS @LRMC			3	100%	3
MOBIL LAB FOR ALL INC		3			3
PALMS WEST HOSPITAL			3	100%	3
PM PEDIATRICS OF SELDEN PLLC		3			3
LISTENING DOCTOR PLLC, THE			3	100%	3
ACCESS HOME HEALTH OF FLORIDA LLC		3			3
RHEA MEDICAL CENTER		3			3
LAFAYETTE NURSING AND REHAB			3	100%	3
ST BARNABAS HOSPITAL		3			3
MEDEXPRESS URGENT CARE MORGANTOWN		3			3
GRACE WELLNESS CENTER		2	1	33%	3
MICHIGAN HEALTH CLINIC LABORATORIES		2	1	33%	3
THE CLINIC OF PEDIATRICS & GI MEDICINE, INC			3	100%	3
MINUTE CLINIC, LLC #1434		3			3
ESTATES MEDICAL CENTER INC			3	100%	3
FLORIDA MENTOR		3			3
ANN STORCK CENTER INC		3			3
CALIFORNIA DEPARTMENT OF PUBLIC HEALTH			3	100%	3
CARESOUTH HHA HOLDINGS OF TALLAHASSEE LLC		3			3
VIRGINIA DIVISION OF CONSOLIDATED LABORATORIES			3	100%	3
URGENT TEAM - HUNTSVILLE		3			3
Enterprise Health and Rehabilitation Center		3			3
LATCHER LABORATORY OF A O FOX MEMORIAL		2	1	33%	3
REMISE OCCUPATIONAL HEALTH SOLUTIONS INC			3	100%	3
CULLMAN REGIONAL URGENT CARE		2	1	33%	3
MINUTECLINIC DIAG OF IND, LLC #2387		3			3
ALAN SERURE MD		3			3
FLORIDA GASTROENTEROLOGY ASSOCIATES PA		3			3
MAYO		1	2	67%	3
COVENANT PEDIATRICS		1	2	67%	3
FELICIDAD MEDICAL CENTER INC			3	100%	3
BARONESS ERLANGER HOSPITAL		3			3
LOVING CARE OF THE TREASURE COAST LLC	1	2			3
HARBOUR'S EDGE		2	1	33%	3
ALOHA HOME CARE LLC DBA ACCENTCARE HOME HEALTH OF		3			3
TRUE HEALTH – LAKE UNDERHILL		3			3
MEDICAL CENTER ENTERPRISE			3	100%	3

# COVID-19: testing by laboratory

Data through Dec 30, 2020 verified as of Dec 31, 2020 at 09:25 AM

Data in this report are provisional and subject to change.

The numbers in the table below represent the number of Florida and non-Florida residents for whom test results were received by the Department of Health. A person can be tested by more than one laboratory and can have both positive and negative results. **Therefore, the sum of the numbers in each column will be larger than the total number of people tested.**

Reporting lab	Inconclusive	Negative	Positive	Percent positive	Total
SPRING LAKE REHABILITATION CENTER			3	100%	3
VILLAGES HEALTH, THE		3			3
GREATER MOBILE URGENT CARE - SPRINGHILL			3	100%	3
CVS MINUTE CLINIC, LLC #22		2	1	33%	3
PREMIER FAMILY AND SPORTS MEDICINE		2	1	33%	3
PRORENATA LABS		1	2	67%	3
QUEST DIAGNOSTICS PSC			3	100%	3
MEDEXPRESS - COLLINSVILLE BELT LINE		3			3
BAPTIST PRIMARY CARE, INC.		2	1	33%	3
MINUTECLINIC DIAGNOSTIC OF OKLAHOMA		2	1	33%	3
ERIE COUNTY PUBLIC HEALTH CLINICAL		3			3
CARENOW URGENT CARE - CENTRAL AUSTIN			3	100%	3
MONTANA PUBLIC HEALTH LAB			3	100%	3
MEDEXPRESS URGENT CARE - TARENTUM		3			3
CAMELLIA AT DEERWOOD			3	100%	3
YORK HOSPITAL - LABORATORY			3	100%	3
PRISMA HEALTH MIDLANDS			3	100%	3
WINDER NURSING INC DBA WINDER HEALTH CARE		3			3
LIFE CARE HOME HEALTH SERVICES LLC			3	100%	3
SUMMERFIELD EMERGENCY ROOM		2	1	33%	3
CAREWELL URGENT CARE			3	100%	3
LEE CONVENIENT CARE AT SUMMERLIN			3	100%	3
GIBBENS FAMILY MEDICAL, LLC		2	1	33%	3
MEDEXPRESS URGENT CARE, JOHNSTOWN		2	1	33%	3
HEALTHCARE NETWORK OF SOUTHWEST FLORIDA			3	100%	3
CENTRAL DUPAGE HOSPITAL			3	100%	3
ALLIED PHYSICIANS GROUP PLLC		3			3
ADVENT HEALTH MEDICAL GROUP FAMILY MEDICINE			3	100%	3
MINUTECLINIC DIAGNOSTIC OF GEORGIA, LL		3			3
METHODIST HOSPITAL			3	100%	3
MADISON COUNTY HEALTH DEPARTMENT		3			3
OHIO DEPARTMENT OF HEALTH			3	100%	3
AUSTIN PUBLIC HEALTH			3	100%	3
SSM HEALTH ST LOUIS MICROBIOLOGY LABORATORY		1	2	67%	3
CROSSVILLE MEDICAL GROUP		1	2	67%	3
AFC PHYSICIANS OF FLORIDA PA			3	100%	3
SJH			3	100%	3
GLADES COUNTY DETENTION CENTER			3	100%	3
WELLINGTON REGIONAL MEDICAL CENTER			3	100%	3
FLORIDA MEDICAL ASSOCIATES LLC			3	100%	3
SOFTLAB			3	100%	3
PINELLAS PARK HEALTH CENTER - PINELLAS CHD		1	2	67%	3
AMERICAN HEALTH ASSOCIATES INC			3	100%	3
AVANTE INVERNESS		1	2	67%	3
WYOMING DEPT OF HEALTH			3	100%	3
CTRS			3	100%	3
INSPIRA MEDICAL CENTER VINELAND LAB		2	1	33%	3

# COVID-19: testing by laboratory

Data through Dec 30, 2020 verified as of Dec 31, 2020 at 09:25 AM

Data in this report are provisional and subject to change.

The numbers in the table below represent the number of Florida and non-Florida residents for whom test results were received by the Department of Health. A person can be tested by more than one laboratory and can have both positive and negative results. **Therefore, the sum of the numbers in each column will be larger than the total number of people tested.**

Reporting lab	Inconclusive	Negative	Positive	Percent positive	Total
GROVES CENTER			3	100%	3
LAKE HOWARD HEIGHTS	1	2			3
MINUTECLINIC DIAGNOSTIC OF TN PC #566		3			3
OHIO DEPARTMENT OF HEALTH LABORATORY		2	1	33%	3
LEESBURG COMMUNITY HEALTH CENTERS			3	100%	3
REGIONAL MEDICAL LAB			3	100%	3
TERRACE OF ST CLOUD, THE		2	1	33%	3
KEYSTONE REHABILITATION AND HEALTH CENTER			3	100%	3
EXETER HOSPITAL		3			3
THOMAS LANGLEY			3	100%	3
THE LODGE AND REHABILITATION CENTER		3			3
HIALEAH SHORES NURSING AND		2	1	33%	3
MINUTECLINIC DIAGNOSTIC OF WISCONSIN,		3			3
DACH MAIN LAB			3	100%	3
SMOKY MOUNTAIN URGENT CARE AND FAMILY MEDICINE CENTER			3	100%	3
MINUTECLINIC DIAGNOSTIC OF VIRGINIA, LLC #255		3			3
TIFTON CARECONNECT URGENT CARE			3	100%	3
SHERMAN-ABRAMS LABORATORY INC		3			3
FAMILY MEDICINE AT WINTER PARK			3	100%	3
Broadview Multi-Care Center		3			3
CVS MINUTE CLINIC DIAGNOSTIC OF TEXAS		3			3
BROOKDALE ORANGE PARK		3			3
NOVANT HEALTH PRESBYTERIAN		2	1	33%	3
PREMIER CLINICAL RESEARCH INSTITUTE INC			3	100%	3
PLAINVIEW PRIMARY CARE		3			3
URGENT CARE COASTAL GA			3	100%	3
MD NOW URGENT CARE - DELRAY WEST			3	100%	3
EASTCHESTER PEDIATRIC MEDICAL GROUP		3			3
TUFTS MEDICAL CENTER			3	100%	3
URGENT FAMILY CARE INC		3			3
QUINTON MEMORIAL HEALTH CARE CENTER		3			3
FLORIDA MEDICAL CLINIC IM MLK		3			3
MEDICAL CENTER OF THE ROCKIES			3	100%	3
Life Care Center of Citrus County		2	1	33%	3
LOUISIANA DEPT. OF HEALTH AND HOSPITALS-INFECTIOUS DISEASE EPI SECTION			3	100%	3
ST CLOUD MEDICAL GROUP		3			3
BAY COUNTY HEALTH DEPARTMENT		3			3
Nashville Central Laboratory		3			3
RAPID CITY RUGENT CARE			3	100%	3
WILLIAM A HINTON STATE LABORATORY INSTITUTE		1	2	67%	3
MID FLORIDA CLINICAL LABORATORY		2	1	33%	3
MACCLENNY NURSING AND REHAB			3	100%	3
AVANTE AT MT DORA		1	2	67%	3
ORLANDO CLINICAL RESEARCH CENTER		3			3
NORTHSIDE HOSPITAL		2	1	33%	3
PINELLAS POINT NURSING AND REHAB			3	100%	3
ORLANDO REGIONAL HEALTH SERVICES		1	2	67%	3



# COVID-19: testing by laboratory

Data through Dec 30, 2020 verified as of Dec 31, 2020 at 09:25 AM

Data in this report are provisional and subject to change.

The numbers in the table below represent the number of Florida and non-Florida residents for whom test results were received by the Department of Health. A person can be tested by more than one laboratory and can have both positive and negative results. **Therefore, the sum of the numbers in each column will be larger than the total number of people tested.**

Reporting lab	Inconclusive	Negative	Positive	Percent positive	Total
GARCIA MORALES NELSON			3	100%	3
BEEBE MEDICAL CENTER LABORATORY		3			3
MINUTE CLINIC LLC #2775		3			3
ADVANCED PEDIATRICS OF BOCA LLC			3	100%	3
BROOKDALE OAKBRIDGE		1	2	67%	3
CARESPOT-WELLINGTON			3	100%	3
CAMPAZZI CONCIERGE MEDICAL SERVICES		2	1	33%	3
Fouraker Hills Rehab and Nursing			3	100%	3
SCIENTIFIC LABORATORY DIVISION			3	100%	3
ASPEN VALLEY HOSPITAL			3	100%	3
MEDEXPRESS URGENT CARE - FORT WORTH S		2	1	33%	3
NORTH DAKOTA DEPT OF HEALTH MICROBIOLOGY		1	2	67%	3
ORLANDO MEDICAL CENTER PL			3	100%	3
UNIVERSITY OF MIAMI / SCCC RESEARCH LABORATORY			3	100%	3
ADVANCED URGENT CARE OF MARATHON			3	100%	3
MEDEXPRESS URGENT CARE - TEAYS VALLEY		3			3
SIGNATURE CARE PFLUGERVILLE			3	100%	3
SIDHDH INC DBA SAN CARLOS PHARMACY		2	1	33%	3
ACCESS HEALTH CARE		2	1	33%	3
MEDEXPRESS URGENT CARE-ARLINGTON		2	1	33%	3
MOULTRIE CREEK NURSING AND REHAB			3	100%	3
FAMILY MEDICINE AT WATERMAN		3			3
TARRANT COUNTY PUBLIC HEALTH		3			3
OPENTRONS PRL		2	1	33%	3
URGENT CARE - OCONEE		2	1	33%	3
MINUTECLINIC DIAGNOSTIC OF RHODE ISLAND		2	1	33%	3
PEDIATRICS BY THE SEA JOG RD OFFICE			3	100%	3
GENEXPERT			3	100%	3
CARE ATC - CITY OF BOYNTON BEACH			3	100%	3
MEDEXPRESS URGENT CARE - BECKLEY CROSS		2	1	33%	3
PEDIATRICS AND ADOLESCENT MEDICINE		2	1	33%	3
ONslow MEMORIAL HOSPITAL LABORATORY		3			3
ORCHID COVE DAYTONA			3	100%	3
NAVAL MEDICAL CENTER SAN DIEGO			3	100%	3
ERIC C MRSHAL, MD, PC #1842		3			3
INTEGRATED FAMILY MEDICAL CENTER			3	100%	3
MEDEXPRESS URGENT CARE MARTINSBURG		2	1	33%	3
DIXIE COUNTY HEALTH DEPARTMENT		2	1	33%	3
GENOME LLC	1		2	67%	3
PUTNAM COUNTY EMERGENCY RESCUE SERVICE		3			3
TMH PHYSICIAN PARTNERS SOUTHWOOD			3	100%	3
MAGNOLIA PEDIATRICS GROUP LLC			3	100%	3
COURTYARD GARDENS OF BOYNTON BEACH, LLC		1	2	67%	3
LONGWOOD PEDIATRICS LLC			3	100%	3
BAPTIST HEALTH MEDICAL CENTER			3	100%	3
MINUTECLINIC DIAG OF IND LLC #6840		3			3
UNITY HEALTH AND REHABILITATION CENTER			3	100%	3

# COVID-19: testing by laboratory

Data through Dec 30, 2020 verified as of Dec 31, 2020 at 09:25 AM

Data in this report are provisional and subject to change.

The numbers in the table below represent the number of Florida and non-Florida residents for whom test results were received by the Department of Health. A person can be tested by more than one laboratory and can have both positive and negative results. **Therefore, the sum of the numbers in each column will be larger than the total number of people tested.**

Reporting lab	Inconclusive	Negative	Positive	Percent positive	Total
WELL-BEING MEDICAL CENTER PLLC		3			3
SANFORD MOBILE LAB			3	100%	3
MEDEXPRESS - NEW CASTLE, DUPONT HWY		3			3
NOVADX		2	1	33%	3
NYC PUBLIC HEALTH LABS			3	100%	3
NIGHT LITE PEDIATRICS CENTER		1	2	67%	3
LINCOLN MEDICAL CENTER		3			3
ALLIANCE FOR MULTISPECIALTY RESEARCH		3			3
WALGREENS #07502		3			3
MINUTECLINIC DIAGNOSTIC MED GRP OF SAN		3			3
FLORIDA HOSPITAL PHYSICIAN GROUP		1	2	67%	3
BETTERMED URGENT CARE			3	100%	3
WATSON THERAPEUTICS INC			3	100%	3
NORTHSIDE HOSPITAL ATLANTA		3			3
ORLANDO ORTHOPAEDIC OUTPATIENT SURGERY CENTER		1	2	67%	3
LAHEY CLINIC MEDICAL CENTER			3	100%	3
MINUTECLINIC DIAGNOSTIC OF MAINE, LLC		2	1	33%	3
WHITE WILSON MEDICAL CENTER NEPHROLOGY			3	100%	3
MEDEXPRESS - NEWARK		3			3
SEMINOLE FAMILY HEALTH CENTER		3			3
CONCORD LIFE SCIENCES LLC		1	2	67%	3
NEMOURS CHILDRENS PRIMARY CARE HORIZON WEST			3	100%	3
MEDEXPRESS URGENT CARE - RICHMOND, W BROAD ST		3			3
UNC HOSPITAL/MCLENDON CLINICAL LABORATORIES			3	100%	3
MINUTECLINIC #2860		3			3
NORTH NAPLES HOSPITAL RESPIRATORY THERAPY DEPARTMENT			3	100%	3
ADVENTHEALTH SEBRING- INFECTION CONTROL DEPARTMENT			3	100%	3
AMERICAN SCIENTIFIC LABORATORIES LLC			3	100%	3
MEDEXPRESS URGENT CARE - SALEM		1	2	67%	3
HELIX MEDICAL CENTERS		1	2	67%	3
NORTHERN LIGHT LABORATORY		1	2	67%	3
MINUTECLINIC DIAGNOSTIC OF TN, PC 374		3			3
MEDEXPRESS URGENT CARE-NESHANNOCK TWP		2	1	33%	3
BOLING, STEPHANIE		3			3
MEDEXPRESS URGENT CARE - SUMMERSVILLE, WEBSTER RD		3			3
MINUTECLINIC DIAGNOSTIC OF MICHIGAN, P		3			3
LOYOLA UNIVERSITY MEDICAL CENTER LABORATORY			3	100%	3
Hunterdon Medical Center Laboratory		3			3
MPG JACKSONVILLE ATLANTIC BLVD		1	2	67%	3
INNOVATIVE COVID-DIVERSEY			3	100%	3
MEDICAL UNIVERSITY SC HOSPITAL			3	100%	3
MEDEXPRESS URGENT CARE - WEIRTON		3			3
CVS MINUTE CLINIC DIAG OF IND LLC #5206		2	1	33%	3
BRADENTON PHYSICIAN MEDICAL CENTER			3	100%	3
PHYSICIANS IMMEDIATE CARE ELGIN			3	100%	3
VIDANT MEDICAL CENTER			3	100%	3
GYN PATH SERVICES			3	100%	3

# COVID-19: testing by laboratory

Data through Dec 30, 2020 verified as of Dec 31, 2020 at 09:25 AM

Data in this report are provisional and subject to change.

The numbers in the table below represent the number of Florida and non-Florida residents for whom test results were received by the Department of Health. A person can be tested by more than one laboratory and can have both positive and negative results. **Therefore, the sum of the numbers in each column will be larger than the total number of people tested.**

Reporting lab	Inconclusive	Negative	Positive	Percent positive	Total
MARYLAND STATE DEPT OF HEALTH	2		1	33%	3
CORTLAND COUNTY HEALTH DEPARTMENT		3			3
WEST TN HEALTH MED NORTH		3			3
MEDFIRST URGENT CARE			3	100%	3
PUBLIC HEALTH TRUST OF MIAMI DADE COUNTY			3	100%	3
CIGNA PBSO WEST PALM			3	100%	3
CVS MINUTE CLINIC DIAGNOSTIC OF VIRGINIA		3			3
CARENOW URGENT CARE-DONELSON		2	1	33%	3
MEDEXPRESS URGENT CARE - BLUEFIELD		2	1	33%	3
CULLMAN REGIONAL MEDICAL CENTER		2	1	33%	3
LEXINGTON MEDICAL CENTER		1	2	67%	3
MONTEFIORE MEDICAL CENTER LABS MONTEFIORE		2	1	33%	3
BLOOMINGDALE PEDIATRIC ASSOCIATES PA			3	100%	3
URGENT DOC - URGENT CARE CLINIC			3	100%	3
VAIL VALLEY MEDICAL CENTER			3	100%	3
VELOCITY CARE			3	100%	3
PELICAN LANDING		1	2	67%	3
URGENT CARE AT LONGWOOD			3	100%	3
KEY TRAINING CENTER			3	100%	3
ST. PETERSBURG PEDIATRICS- 38TH AVENUE			3	100%	3
SUN TERRACE HEALTH CARE CENTER			3	100%	3
UNIVERSITY OF MICHIGAN		2	1	33%	3
LEWIS COUNTY MANOR		3			3
MEDEXPRESS URGENT CARE-PASADENA		3			3
CONSOLIDATED LABORATORY SERVICES			3	100%	3
PALM BEACH CDH - DELRAY BEACH			3	100%	3
VA OUTPATIENT CLINIC-NEW PORT RICHEY			3	100%	3
NORTH SHORE HEMATOLOGY-ONCOLOGY ASSOCIATES, PC		3			3
WINDSOR OF LAKEWOOD RANCH,THE		3			3
VITAS HEALTHCARE			3	100%	3
State Lab Unspecifd			3	100%	3
DOCTORS MEDICAL CENTER OF WALTON COUNTY CLINIC			3	100%	3
MINUTECLINIC DIAGNOSTIC OF ILLINOIS		2	1	33%	3
SURETOX LABORATORY LLC		2	1	33%	3
FLORIDA LABORATORY ANALYSIS, LLC			3	100%	3
KISSIMMEE URGENT CARE		3			3
NC STATE LABORATORY OF PUBLIC HEALTH		3			3
LIFEHOPE LABS			3	100%	3
AVANTE AT OCALA INC			3	100%	3
MEDEXPRESS URGENT CARE-HERSHEY		2	1	33%	3
SANDGATE GARDENS REHAB & NURSING CENTER		2	1	33%	3
PANCARE HEALTH - ALTHA PUBLIC			3	100%	3
NORTHWEST FLORIDA CLINICAL LAB		1	2	67%	3
MEDEXPRESS URGENT CARE - HOT SPRINGS		3			3
APEX CLINICAL LABORATORIES INC		3			3
Bainbridge Health and Rehab		3			3
ADVENTHEALTH MEDICAL GROUP PEDIATRIC & ADOLESCENT		3			3

# COVID-19: testing by laboratory

Data through Dec 30, 2020 verified as of Dec 31, 2020 at 09:25 AM

Data in this report are provisional and subject to change.

The numbers in the table below represent the number of Florida and non-Florida residents for whom test results were received by the Department of Health. A person can be tested by more than one laboratory and can have both positive and negative results. **Therefore, the sum of the numbers in each column will be larger than the total number of people tested.**

Reporting lab	Inconclusive	Negative	Positive	Percent positive	Total
MEDEXPRESS URGENT CARE LAVALE		3			3
CITIZENS BAPTIST MEDICAL CENTERS LAB		3			3
EMORY BENNETT VETERANS NURSING HOME		3			3
PM PEDIATRICS OF BAYSIDE PLLC		3			3
MEDEXPRESS URGENT CARE - KOKOMO		3			3
MOBILE RESPONSE DIAGNOSTICS LLC		3			3
GONZALEZ MD AND ASWAD MD HEALTH SERVICES			3	100%	3
JACKSON SOUTH COMMUNITY HOSPITAL LAB			3	100%	3
VICAR'S LANDING NURSING HOME		2	1	33%	3
FLORIDA CLINICAL LABORATORY - BIOREFERENCE LABORATORIES		2	1	33%	3
MINUTECLINIC, LLC #4230		2	1	33%	3
MC DIAGNOSTIC OF CONNECTICUT, PC #1966		3			3
MEDEXPRESS URGENT CARE - IRVING		3			3
BAPTIST OUTPATIENT SERVICES			3	100%	3
BETH ISRAEL MEDICAL CENTER LABS		3			3
KEY WEST URGENT CARE, INC		3			3
REELFOOT FAMILY WALK IN CLINIC		2	1	33%	3
ADRIANA M CASTRO MD PA		3			3
NEMOURS CHILDRENS PRIMARY CARE MAITLAND			3	100%	3
MINUTE-CLINIC DIAGNOSTIC OF VIRGINIA		2	1	33%	3
HILLVIEW LABORATORY			3	100%	3
KENTUCKY CABINET FOR HEALTH AND FAMILY SERVICES			3	100%	3
MIGUEL E TREVINO MD PA		1	2	67%	3
MONROE COUNTY DEPT OF PUBLIC HEALTH ST		3			3
ADVENT HEALTH - CENTRAL PASCO ER			3	100%	3
CGH MEDICAL CENTER			3	100%	3
MEDFUSION		2	1	33%	3
MEDIC INFUSION PA		3			3
BROOKDALE SENIOR LIVING			3	100%	3
DOTHAN WEST FAMILY MEDICINE		2	1	33%	3
MUNSON MEDICAL CENTER			3	100%	3
ST LUKES HOSPITAL LABORATORY		2	1	33%	3
MARION COUNTY FIRE RESCUE		3			3
MINUTECLINIC, LLC, MINUTECLINIC #7637		3			3
ADVENT HEALTH - WESTCHASE ER			3	100%	3
NORTH SHORE HOSP. INFECTION CONTROL			3	100%	3
Gulfport Rehabilitation Center			3	100%	3
DISCOVERY VILLAGE AT STUART		1	2	67%	3
ADVENT HEALTH - TIMBERRIDGE ER		2	1	33%	3
MANORCARE NURSING & REHABILITATION CENTER-NAPLES		3			3
IOWA DEPARTMENT OF PUBLIC HEALTH			3	100%	3
Magnolia Health and Rehab Center			3	100%	3
ROANE MEDICAL CENTER		2	1	33%	3
MONTANA DEPARTMENT OF PUBLIC HEALTH & HUMAN SERVICES			3	100%	3
ST VINCENT'S URGENT CARE		3			3
PULSE & REMEDY LLC			3	100%	3
NEWSTAR MEDICAL LABORATORIES		3			3

# COVID-19: testing by laboratory

Data through Dec 30, 2020 verified as of Dec 31, 2020 at 09:25 AM

Data in this report are provisional and subject to change.

The numbers in the table below represent the number of Florida and non-Florida residents for whom test results were received by the Department of Health. A person can be tested by more than one laboratory and can have both positive and negative results. **Therefore, the sum of the numbers in each column will be larger than the total number of people tested.**

Reporting lab	Inconclusive	Negative	Positive	Percent positive	Total
NORTH BROWARD HOSPITAL DISTRICT HEALTHCARE FOR THE HOMELESS			3	100%	3
DANIEL M LIBBY MD PLLC		3			3
QUATRACOR PLLC		3			3
HAVEN CUSTEAD CARE CENTER			3	100%	3
SHANDS AT LAKE SHORE LAB		1	2	67%	3
MEDICAL SERVICES OF AMERICA HOME HEALTH		3			3
BRENTWOOD SENIOR LIVING AT ST PETE			3	100%	3
PATIENT FIRST - ALLENTOWN			3	100%	3
PARRISH MEDICAL CENTER-WAIVED TESTING		3			3
ESTERO FIRE RESCUE		3			3
PPD - IXLAYER		3			3
TAMPA		1	2	67%	3
COLLIER BLVD HMA PHYSICIAN MANAGEMENT,, LLC			3	100%	3
Centrastate Medical Center		2	1	33%	3
DEACONESS HOSPITAL			3	100%	3
PENSACOLA PEDIATRICS PA - TIGER POINT			3	100%	3
WALGREENS 2941		3			3
ENTRUST IMMEDIATE CARE			3	100%	3
TERENCE B MITCHELL MD, INC			3	100%	3
ELITE PRIMARY CARE OF WAYCROSS			3	100%	3
US SPECIALTY LABS			3	100%	3
DEPARTMENT OF PATHOLOGY ROME MEMORIAL		3			3
Lab MSMC Hialeah			3	100%	3
CVS MINUTE CLINIC			3	100%	3
MEDEXPRESS URGENT CARE - NORTH LITTLE		2	1	33%	3
PATHOLOGY REFERENCE LAB LLC			3	100%	3
TRUE HEALTH- HOFFNER		3			3
MINUTECLINIC DIAGNOSTIC OF NORTH CAROLINA PC #7054		3			3
MINUTECLINIC, DIAGNOSTIC OF TEXAS, LL		3			3
HELIX LW UC		1	2	67%	3
ANYLABTESTNOW			3	100%	3
CORTLAND REGIONAL MEDICAL CENTER		3			3
CUMBERLAND MEDICAL CENTER INC		3			3
FLORIDA DEPARTMENT OF HEALTH IN WALTON COUNTY		2	1	33%	3
HEALTHQUEST, INC		2	1	33%	3
CAYUGA COUNTY HEALTH DEPARTMENT		3			3
ALABAMA DEPARTMENT OF PUBLIC HEALTH		1	2	67%	3
FLORIDA DEPARTMENT OF HEALTH IN MIAMI DADE COUNTY		2	1	33%	3
SENTARA NORFOLK GENERAL HOSPITAL CENTRAL LAB			3	100%	3
FLORIDA MENTOR-POINT WEST CLUSTER		3			3
PHYSICIANS QUALITY CARE			2	100%	2
DOCTOR 4 U CLINIC			2	100%	2
YOUTH AND YOU, INC		2			2
EAST NAPLES PEDIATRICS			2	100%	2
KINDRED HOSPITAL OCALA		2			2
MADISON HOSPITAL LABORATORY			2	100%	2
BMC/JACSONVILLE		1	1	50%	2



# COVID-19: testing by laboratory

Data through Dec 30, 2020 verified as of Dec 31, 2020 at 09:25 AM

Data in this report are provisional and subject to change.

The numbers in the table below represent the number of Florida and non-Florida residents for whom test results were received by the Department of Health. A person can be tested by more than one laboratory and can have both positive and negative results. **Therefore, the sum of the numbers in each column will be larger than the total number of people tested.**

Reporting lab	Inconclusive	Negative	Positive	Percent positive	Total
UNIVERSITY OF KANSAS MEDICAL CENTER			2	100%	2
SAFE PMC		2			2
JRS LABORATORY			2	100%	2
ADVENT HEALTH CENTRAL TEXAS		1	1	50%	2
OHIO HEALTH DOCTORS HOSPITAL			2	100%	2
POINT OF CARE PRIVATE HEALTH MANAGEMENT			2	100%	2
TENNESSEE DEPARTMENT OF HEALTH (TDH) - REGIONAL LABORATORY			2	100%	2
MINUTECLINIC, LLC #1796		1	1	50%	2
PIEDMONT HOSPITAL LAB			2	100%	2
BELLE GLADES HEALTH CLINIC			2	100%	2
ADVANCED MEDICAL CARE			2	100%	2
Kennedy University Hospital -Wash Twp L		2			2
DEPARTMENT OF HEALTH AND HUMAN SERVICES DIVISION OF BEHAVIORAL HEALTH		1	1	50%	2
Metro West Nursing and Rehab			2	100%	2
MEDEXPRESS URGENT CARE-SELINGSGROVE		2			2
MINUTECLINIC DIAG OF IND, LLC #6910		2			2
DISCOVERY VILLAGE AT THE FORUM		2			2
WINCHESTER MEDICAL CENTER			2	100%	2
JOHNNIE RUTH CLARKE LAB			2	100%	2
EXPRESS CARE OF TAMPA BAY LLC		1	1	50%	2
MEDEXPRESS URGENT CARE-PETERS TWP		2			2
ADVANCED URGENT CARE CENTER OF THE UPPER KEYS			2	100%	2
OKEECHOBEE URGENT CARE			2	100%	2
JEFFERSON WASHINGTON TOWNSHIP HOSPITAL		2			2
FLORIDA HOSPITAL LABORATORIES		2			2
TRUE HEALTH INC			2	100%	2
MEDSTAR HARBOR HOSPITAL			2	100%	2
MINUTE CLINIC DIAGNOSTIC OF VIRGINIA, LLC #7543		2			2
FAMILY PRACTICE OF DAVIE INC			2	100%	2
MINUTECLINIC LLC (1435)		2			2
MINUTECLINIC DIAG OF IND LLC #1138		1	1	50%	2
MINUTE CLINIC DIAG OF IND LLC #8674		2			2
ACCESS LABORATORIES LLC			2	100%	2
TIEHH BIOTERRORISM RESPONSE LAB			2	100%	2
MEDEXPRESS URGENT CARE - SOUTH CHARLESTON		2			2
FEDERAL CORRECTIONAL INSTITUTION MARIANNA			2	100%	2
DEPARTMENT OF HEALTH AND HUMAN SERVICES			2	100%	2
Jackson Health Care Facility			2	100%	2
MINUTECLINIC DIAGNOSTIC OF NORTH CARO		2			2
VIRGINIA DEPT OF HEALTH OFFICE OF EPIDEMIOLOGY			2	100%	2
URGENT MED INC		1	1	50%	2
COASTAL COMPLETE CARE			2	100%	2
SIGNATURE CARE LEWISVILLE-EMERGENCY CENTER		1	1	50%	2
MEDEXPRESS URGENT CARE - LINCOLN VILLA		2			2
CRUC CMCH-COVID-19		2			2
INDIANA STATE DEPARTMENT OF HEALTH LABORATORIES			2	100%	2
BRANDYWYNE HEALTH CARE CENTER			2	100%	2

# COVID-19: testing by laboratory

Data through Dec 30, 2020 verified as of Dec 31, 2020 at 09:25 AM

Data in this report are provisional and subject to change.

The numbers in the table below represent the number of Florida and non-Florida residents for whom test results were received by the Department of Health. A person can be tested by more than one laboratory and can have both positive and negative results. **Therefore, the sum of the numbers in each column will be larger than the total number of people tested.**

Reporting lab	Inconclusive	Negative	Positive	Percent positive	Total
MINUTECLINIC DIAGNOSTIC PA #3344		2			2
MINUTECLINIC, LLC #03268		2			2
WISE HEALTH SYSTEM		1	1	50%	2
SUNNYSIDE MANOR		2			2
NORTH DADE NURSING AND REHABILITATION CENTER			2	100%	2
STATCARE URGENT & WALK IN MEDICAL CARE		2			2
GULF COAST PEDIATRICS OF SARASOTA PA		1	1	50%	2
COMMUNITY MEDICAL CENTER			2	100%	2
MEDEXPRESS URGENT CARE - WHEELING		1	1	50%	2
CELEBRATION PEDIATRICS			2	100%	2
MEASE COUNTRYSIDE HOSPITAL CARDIAC REH			2	100%	2
MEDICAL CITY DALLAS HOSPITAL			2	100%	2
MAIN STREET MEDICAL CENTER OF CRESTVIEW PA			2	100%	2
COVANCE			2	100%	2
BIOHEALTH MEDICAL LAB INC			2	100%	2
MEMORIAL HERMANN CONSOLIDATED LABORATORY SERVICES			2	100%	2
ST. ELIZABETH HEALTHCARE			2	100%	2
PEACEHEALTH CENTRAL		2			2
ALVERNO CLINICAL LABORATORIES			2	100%	2
MINUTECLINIC DIAG OF IND, LLC #6483		1	1	50%	2
PM PEDIATRICS OF BAYSIDE, PLLC - MANHASSET		2			2
MEDEXPRESS - WILMINGTON KIRKWOOD HIGHWAY		2			2
MED FUSION			2	100%	2
LAKE MARY HEALTH AND REHABILITATION CENTER		1	1	50%	2
MINUTECLINIC MINUTECLINIC #921		2			2
PruittHealth Lakehaven		2			2
CLEARWATER PAIN MANAGEMENT ASSOCIATES			2	100%	2
MINUTECLINIC, DIAGNOSTIC OF TEXAS, LLC		2			2
MINUTE CLINIC LLC # 2033		1	1	50%	2
MEDEXPRESS URGENT CARE - BRIDGEVILLE		2			2
ST VINCENTS AMBULATORY CARE INC DBA			2	100%	2
MINUTECLINIC, LLC, DBA MINUTECLINIC #6		2			2
CARESPOT EXPRESS HEALTHCARE			2	100%	2
MEDEXPRESS URGENT CARE - TULSA, S YALE AVE		2			2
HAWAII DEPARTMENT OF HEALTH			2	100%	2
VANAYER HEALTHCARE AND REHAB CENTER		2			2
JOHNS HOPKINS ALL CHILDRENS			2	100%	2
MEDEXPRESS URGENT CARE - JEANNETTE		2			2
Warren Center for Rehabilitation and Nursing		2			2
RELIANT IMMUNE DIAGNOSTICS			2	100%	2
SCIENTIA DIAGNOSTICS			2	100%	2
CHARLOTTE COUNTY HEALTH DEPARTMENT			2	100%	2
EMERALD COAST CENTER			2	100%	2
PROPATH			2	100%	2
MAGNOLIA ADULT, LLC			2	100%	2
ORLANDO LUTHERAN TOWERS		1	1	50%	2
MEDICAL CENTER AT OCEAN REEF,THE		2			2

# COVID-19: testing by laboratory

Data through Dec 30, 2020 verified as of Dec 31, 2020 at 09:25 AM

Data in this report are provisional and subject to change.

The numbers in the table below represent the number of Florida and non-Florida residents for whom test results were received by the Department of Health. A person can be tested by more than one laboratory and can have both positive and negative results. **Therefore, the sum of the numbers in each column will be larger than the total number of people tested.**

Reporting lab	Inconclusive	Negative	Positive	Percent positive	Total
POINTE AT NEW PORT PLACE,THE		2			2
MEDEXPRESS URGEN CARE - EAST BRUNSWICK		2			2
NAVAL BRANCH MEDICAL CLINIC			2	100%	2
BOONES CREEK URGENT CARE		1	1	50%	2
KINGS BAY PEDIATRICS LLC			2	100%	2
SUPERIOR RESIDENCES OF CLERMONT		2			2
BAYCARE MEDICAL GROUP, INC		2			2
MINUTE CLINIC LLC #5706		1	1	50%	2
VERILY LIFE SCIENCES		2			2
OELWEIN HEALTH CARE CENTER		2			2
HALIFAX HEALTH CARE FOR WOMEN		2			2
Lakeview Village		2			2
METROHEALTH SYSTEM			2	100%	2
MEDEXPRESS URGENT CARE-SCOTT TOWNSHIP		2			2
NICEVILLE URGENT CARE			2	100%	2
CENTRAL FLORIDA FAMILY HEALTH CENTER		2			2
PREMIER MEDICAL LABORATORY			2	100%	2
MIDLAND MEMORIAL HOSPITAL			2	100%	2
ST. CLOUD PHARMACY AND WELLNESS CENTER		2			2
TRINITAS REGIONAL MEDICAL CENTER		1	1	50%	2
MEDEXPRESS URGENT CARE - HOLLINS		2			2
NOT GIVEN		1	1	50%	2
RAINY LAKE MEDICAL CENTER			2	100%	2
HAVEN HOSPICE			2	100%	2
AFFORDABLE PRIMARY CARE LLC		2			2
COOK HOSPITAL AND CARE CENTER		1	1	50%	2
KAILOS GENETICS INC			2	100%	2
ST. LUCIE COUNTY HEALTH DEPARTMENT		1	1	50%	2
Bedford Care Center of Hattiesburg		2			2
OUR LADY OF THE LAKE REGIONAL MEDICAL CENTER			2	100%	2
MINUTE CLINIC DIAGNOSTIC OF SOUTH CAROLINA		1	1	50%	2
AIRPORT CLINIC			2	100%	2
POMONA VALLEY COMMUNITY HOSPITAL			2	100%	2
CLEAR LAKE REGIONAL MEDICAL CENTER			2	100%	2
PTC LABORATORIES			2	100%	2
BRIGHAM AND WOMEN'S HOSPITAL			2	100%	2
CVA MINUTE CLINIC DIAGNOSTIC OF VIRGINIA, LLC		2			2
BAYSTATE MEDICAL CENTER		1	1	50%	2
MINUTECLINIC DIAGNOSTIC OF MINNESOTA		2			2
MEDEXPRESS URGENT CARE - CEDAR KNOLLS		2			2
NURSING PLUS OF BROWARD LLC		1	1	50%	2
JULIE STAATS DO		2			2
SHORE MEDICAL CENTER		2			2
MD NOW URGENT CARE CENTER INC.			2	100%	2
INTERNAL MEDICINE ASSOCIATES-DUNELLON			2	100%	2
ACKERMAN CANCER CENTER		2			2
PLASMA MED RESEARCH DBA		2			2

# COVID-19: testing by laboratory

Data through Dec 30, 2020 verified as of Dec 31, 2020 at 09:25 AM

Data in this report are provisional and subject to change.

The numbers in the table below represent the number of Florida and non-Florida residents for whom test results were received by the Department of Health. A person can be tested by more than one laboratory and can have both positive and negative results. **Therefore, the sum of the numbers in each column will be larger than the total number of people tested.**

Reporting lab	Inconclusive	Negative	Positive	Percent positive	Total
PEPIN ACADEMIES-PASCO		2			2
CERON PEDIATRICS & INTEGRATIVE MEDICIN		2			2
ADVANCED URGENT CARE LLC			2	100%	2
MARCO ISLAND HOSPITAL INC D/B/A		1	1	50%	2
MEDEXPRESS URGENT CARE GREENSBURG		2			2
Kings County Hospital Center			2	100%	2
ACL LABORATORIES INDUSTRIAL TOXICOLOGY			2	100%	2
ST. LUKE'S HOSPITAL - BETHLEHEM CAMPUS		1	1	50%	2
HEARTLAND - CHARLESTON OF HANAHAN SC,		2			2
CEDARS-SINAI MEDICAL CENTER			2	100%	2
COMMONS AT ORLANDO LUTHERAN TOWERS SNF			2	100%	2
DES PLAINES CLINICAL LAB			2	100%	2
NEW GEN LABS			2	100%	2
DALLAS MEDICAL CENTER			2	100%	2
BAYMEADOWS PRIMARY CARE		2			2
REGIONS HOSPITAL LABORATORY			2	100%	2
CLEARWATER EMPLOYEE HEALTH CLINIC			2	100%	2
CORNERSTONE MEDICAL CARE OF BRANDON		2			2
CARE 365			2	100%	2
FLORIDA MEDICAL CLINIC RADIOLOGY DALE MABRY		2			2
MEDEXPRESS URGENT CARE - MOUNTAIN HOME		2			2
EMERALD TRACE		2			2
MINUTECLINIC MINUTECLINIC #4978		1	1	50%	2
LEGACY ER & URGENT CARE - FRISCO WEST			2	100%	2
WHOLE CHILD PEDIATRICS			2	100%	2
ASCENSION ST MICHAEL'S HOSPITAL LAB		1	1	50%	2
CHAPPEL GROUP RESEARCH, THE		2			2
ADVENTHEALTH EAST ORLANDO EMPLOYEE CLINIC		2			2
AGILE URGENT CARE			2	100%	2
VA PRIMARY CARE ANNEX			2	100%	2
THE LITTLE CLINIC			2	100%	2
ST LUKES HOSPITAL			2	100%	2
MINUTECLINIC DIAGNOSTIC MED GRP OF CA		2			2
INSPIRIT SENIOR LIVING			2	100%	2
SOUTHERN TENNESSEE MEDICAL CENTER			2	100%	2
BETHPAGE EXTENDED HOURS CENTER		2			2
NORTON IMMEDIATE CARE CENTER - PRESTON			2	100%	2
WASHINGTON STATE DEPARTMENT OF HEALTH PUBLIC HEALTH LABORATORIES			2	100%	2
PALOS COMMUNITY HOSPITAL LABORATORY			2	100%	2
RIVER CITY MEDICAL ASSOCIATES INC			2	100%	2
MINUTECLINIC DIAG OF IND, LLC #6472		2			2
MEDEXPRESS URGENT CARE - WEST ST PAUL, ROBERT ST S		2			2
TMH EC NORTHEAST LABORATORY			2	100%	2
FIRST CHOICE MEDICAL PC			2	100%	2
PEDIATRIC HEALTH CARE		1	1	50%	2
SOUTH DAKOTA DEPARTMENT OF HEALTH		2			2
SPARROW CENTRAL LAB			2	100%	2

# COVID-19: testing by laboratory

Data through Dec 30, 2020 verified as of Dec 31, 2020 at 09:25 AM

Data in this report are provisional and subject to change.

The numbers in the table below represent the number of Florida and non-Florida residents for whom test results were received by the Department of Health. A person can be tested by more than one laboratory and can have both positive and negative results. **Therefore, the sum of the numbers in each column will be larger than the total number of people tested.**

Reporting lab	Inconclusive	Negative	Positive	Percent positive	Total
FLORIDA CLINICAL LABORATORY INC			2	100%	2
PANCARE HEALTH - PONCE DE LEON			2	100%	2
FAMILY FIRST PEDIATRICS			2	100%	2
FLORIDA PRIMARY & SPECIALTY CARE		2			2
MEDLAB INC		2			2
PHYSICIANS MEDICAL CENTER		2			2
MINUTECLINIC DIAGNOSTIC OF TN PC #643		2			2
PEDIATRICS IN BREVARD-COCOA BEACH		2			2
PRECISION DIAGNOSTIC INC		2			2
LILY PHARMACY		2			2
MINUTECLINIC DIAGNOSTIC OF OHIO #6192		2			2
MID-FLORIDA HEMATOLOGY AND ONCOLOGY CENTERS		2			2
PHYSICIANS LABORATORY SERVICES			2	100%	2
Cleveland Clinic Weston			2	100%	2
PARADIGM LABORATORIES			2	100%	2
MEDEXPRESS URGENT CARE - STAUNTON		1	1	50%	2
IN & OUT URGENT CARE METAIRIE			2	100%	2
FLORIDA MEDICAL CLINIC CARDIOLOGY-ZH			2	100%	2
MINUTECLINIC DIAGNOSTIC PA #7110		2			2
RAPID URGENT CARE - ALBANY			2	100%	2
MEDEXPRESS URGENT CARE-BLOOMFIELD AVEN		2			2
ASSOCIATES IN MEDICINE			2	100%	2
HCR MANOR CARE SERVICES OF FLORIDA III INC		2			2
MINUTECLINIC DIAGNOSTIC OF TN PC #320		2			2
FLORIDA SCHOOL FOR THE DEAF & BLIND			2	100%	2
ROAN DRUG COMPANY LLC		2			2
PHYSICIANS REGIONAL MEDICAL CTR - COLLIER BLVD			2	100%	2
NEBRASKA MEDICAL CENTER			2	100%	2
ARCPOINT LABS OF WEST PALM BEACH			2	100%	2
HOUSTON HEALTH DEPARTMENT - BUREAU OF LABORATORY SERVICES			2	100%	2
UNIVERSITY OF MARYLAND MEDICAL CENTER			2	100%	2
OAKBRIDGE TERRACE AT SAE			2	100%	2
CVS MINUTE CLINIC DIAGNOSTIC OF TN #6044		2			2
WILLISTON PEDIATRICS PA			2	100%	2
MINUTECLINIC DIAGNOSTIC MEDICAL		2			2
LONG ISLAND UNIVERSITY - POST CAMPUS		2			2
ADVANCED PEDIATRICS			2	100%	2
WISCONSIN STATE LABORATORY OF HYGIENE		1	1	50%	2
GUTHRIE MEDICAL GROUP - CORNING		2			2
JUST BELIEVE RECOVERY CENTER			2	100%	2
BIONIC TECHNOLOGIES CORPORATION			2	100%	2
STEUBEN COUNTY PUBLIC HEALTH		2			2
MEDEXPRESS URGENT CARE PORT HURON		1	1	50%	2
FLORIDA MEDICAL CLINIC -INTERNAL MED DADE CITY			2	100%	2
BENEVA LAKES ASSISTED LIVING CENTER			2	100%	2
MINUTE CLINIC, LLC #4650		2			2
Workmens Circle Multicare Center		2			2



# COVID-19: testing by laboratory

Data through Dec 30, 2020 verified as of Dec 31, 2020 at 09:25 AM

Data in this report are provisional and subject to change.

The numbers in the table below represent the number of Florida and non-Florida residents for whom test results were received by the Department of Health. A person can be tested by more than one laboratory and can have both positive and negative results. **Therefore, the sum of the numbers in each column will be larger than the total number of people tested.**

Reporting lab	Inconclusive	Negative	Positive	Percent positive	Total
CHEROKEE COUNTY HEALTH AND REHAB CENTER		2			2
GULF COAST IMMEDIATE CARE CENTER		1	1	50%	2
CARE CENTERS OF NASSAU LLC MINER ROAD SOUTH		2			2
CAREHERE LAKE SCHOOLS EMPLOYEE HEALTH CENTER			2	100%	2
Church Creek SNF			2	100%	2
AFC PHYSICIANS OF FLORIDA, PA			2	100%	2
ACCESS MEDICAL GROUP OF FLORIDA CITY			2	100%	2
ADVENTHEALTH MEDICAL GROUP PEDIATRICS		1	1	50%	2
Westside Terrace		2			2
ADVICE FOR OPTIMAL WELLNESS			2	100%	2
VAULT HEALTH			2	100%	2
DOCTORS HOSPITAL RENAISSANCE			2	100%	2
MINUTECLINIC DIAGNOSTIC OF NEW MEXICO		2			2
CLAYMED OF NORTH FLORIDA			2	100%	2
NEMOURS CHILDREN'S PRIMARY CARE THE VILLAGES		2			2
LACORP		1	1	50%	2
ONE MEDICAL GROUP		1	1	50%	2
ALLIANCE PEDIATRICS PA			2	100%	2
Lake Charles Healthcare LLC dba Landmark Lake Charles			2	100%	2
UNIVERSITY OF MISSOURI HEALTH CARE			2	100%	2
POMERENE HOSPITAL			2	100%	2
MINUTECLINIC DIAG OF IND LLC #8651		2			2
BAY CORRECTIONAL AND REHABILITATION FACILITY			2	100%	2
HENDRY/GLADES COUNTY HEALTH DEPARTMENT		2			2
UT PATH			2	100%	2
UK HEALTHCARE			2	100%	2
WEST COAST PEDIATRICS			2	100%	2
ASHLEY PEDIATRICS			2	100%	2
MINUTECLINIC DIANOSTIC OF VIRGINA, LL		2			2
Holiday Retirement Home			2	100%	2
PUBLIC HEALTH LABORATORY	1		1	50%	2
Lehigh Acres Health and Rehabilitation			2	100%	2
WESTPAC LABS INC			2	100%	2
BENTON PEDIATRICS		2			2
MC DIAGNOSTIC OF CONNECTICUT, PC # 257		1	1	50%	2
SACRED HEART HOSPITAL ON THE EMERALD			2	100%	2
ARCPPOINT LABS OF ALTAMONTE SPRINGS			2	100%	2
DOCTORS EXPRESS OF ST PETERSBURG			2	100%	2
NORTHCREST MEDICAL CENTER			2	100%	2
ADVICE FOR OPTIMAL WELLNESS, INC			2	100%	2
SOUTHEAST GEORGIA HEALTH SYSTEM			2	100%	2
MEDEXPRESS URGENT CARE-WILKINS TOWNSHIP, WILLIAM PENN HIGHWAY		2			2
Good Samaritan Society-Blackduck		1	1	50%	2
TULANE MEDICAL CENTER			2	100%	2
87TH MEDICAL GROUP - MCGUIRE AMBULATORY CARE FACILITY		2			2
Great Lakes Health Center			2	100%	2
ORANGE COUNTY HEALTH DEPARTMENT		1	1	50%	2

# COVID-19: testing by laboratory

Data through Dec 30, 2020 verified as of Dec 31, 2020 at 09:25 AM

Data in this report are provisional and subject to change.

The numbers in the table below represent the number of Florida and non-Florida residents for whom test results were received by the Department of Health. A person can be tested by more than one laboratory and can have both positive and negative results. **Therefore, the sum of the numbers in each column will be larger than the total number of people tested.**

Reporting lab	Inconclusive	Negative	Positive	Percent positive	Total
JUPITER MEDICAL CENTER URGENT CARE - STUART			2	100%	2
MINUTECLINIC DIAGNOSTIC OF TN PC #242		2			2
GALEN BAYLOR EXTENSION		2			2
MINUTE CLINIC LLC #1448		2			2
VOLUNTEERS OF AMERICA OF FLORIDA			2	100%	2
SPECIALTY LABORATORIES			2	100%	2
GIGI WOOD DAVIS DO-FAMILY MEDICINE		2			2
EXCEPTIONAL EMERGENCY CENTER - AMARILLO			2	100%	2
Elba Nursing and Rehabilitation Center, LLC		2			2
RUSSELL MEDICAL CENTER		2			2
Avanti Wellness and Rehab			2	100%	2
SENIOR LIVING IV SUN CITY LLC		2			2
PRINCETON BMC LABORATORY		2			2
ADEPT INPATIENT MEDICAL SERVICES PC		2			2
UW HOSPITAL AND CLINICS		1	1	50%	2
WALGREENS #13605		2			2
FHPG FAMILY MEDICAL CENTER OF TAMPA BAY		1	1	50%	2
WALGREENS #05477		2			2
CAPRONA GROUP HOME			2	100%	2
AMERICAN EAGLE LEESBURG AL LLC DBA VISTA LAKE			2	100%	2
Fort Gaines Health and Rehab		2			2
TAMPA INTERNATIONAL AIRPORT			2	100%	2
ST. MARY'S HOSPITAL			2	100%	2
STARR COUNTY MEMORIAL HOSPITAL			2	100%	2
FLORIDA MEDICAL CENTER OF CLEARWATER		2			2
ROCKEFELLER UNIVERSITY CLINICAL GENOMICS LABORATOR		2			2
VILLA HEALTH NH LLC			2	100%	2
HARLEM HOSPITAL CENTER		2			2
CONEMAUGH MEMORIAL MEDICAL CENTER		2			2
INTERNAL MEDICINE & PEDIATRICS WELLNESS CENTER			2	100%	2
SYLVAN NURSING			2	100%	2
BOND & STEELE CLINIC PA D/B/A BOND CLINIC PA		2			2
MEMORIAL SLOAN KETTERING CANCER CENTER		1	1	50%	2
INTEGRITY CLINICAL RESEARCH CENTER INC		1	1	50%	2
STUDENT HEALTH SERVICES			2	100%	2
PEACE RIVER MEDICAL CENTER		2			2
24TH WEAPONS OF MASS DESTRUCTION - CIVIL SUPPORT		2			2
METHODIST MANSFIELD MEDICAL CENTER			2	100%	2
SCIENTIFIC LABORATORY COMPANY		2			2
THE HOSPITAL OF PROVIDENCE EMERGENCY ROOM			2	100%	2
JUPITER INTERNAL MEDICINE AND ASSOCIATES			2	100%	2
NAVAL MEDICAL CENTER			2	100%	2
GULF COAST REGIONAL MEDICAL CARE		2			2
ALL PEDIATRIC CARE PA			2	100%	2
URGENT CARE USA LLC			2	100%	2
ASCENSION ST VINCENT'S RIVERSIDE			2	100%	2
CARENOW-LEBANON		1	1	50%	2

# COVID-19: testing by laboratory

Data through Dec 30, 2020 verified as of Dec 31, 2020 at 09:25 AM

Data in this report are provisional and subject to change.

The numbers in the table below represent the number of Florida and non-Florida residents for whom test results were received by the Department of Health. A person can be tested by more than one laboratory and can have both positive and negative results. **Therefore, the sum of the numbers in each column will be larger than the total number of people tested.**

Reporting lab	Inconclusive	Negative	Positive	Percent positive	Total
HOLY FAMILY MEDICAL CENTER		1	1	50%	2
Greystone Nursing and Rehab, LLC			2	100%	2
BAYSHORE MEDICAL CENTER			2	100%	2
MOBILE COUNTY HEALTH DEPARTMENT		1	1	50%	2
CLEVELAND CLINIC IMAGING			2	100%	2
BAPTIST HEALTHCARE - LAKEVIEW CENTER INC		2			2
LAB CORP OF AMER SAN DIEGO			2	100%	2
Terrace of Jacksonville			2	100%	2
SPRING HILL REGIONAL HOSPITAL			2	100%	2
DRR JMC URGENT CARE DONALD ROSS			2	100%	2
PRESBYTERIAN HOME		2			2
APC PEDIATRICS			2	100%	2
STANFORD HEALTH CARE ANATOMIC PATHOLOGY & CLINICAL LAB			2	100%	2
Grand Villa of Dunedin			2	100%	2
MEDEXPRESS-HOUSTON EAST FWY		1	1	50%	2
PREMIER FAMILY HEALTH PA			2	100%	2
WAL-MART STORES EAST LP		2			2
PANCARE HEALTH - SNEADS ELEMENTARY			2	100%	2
MINUTECLINIC, LLC #1431		2			2
SACRED HEART HEALTH SYSTEM, INC			2	100%	2
GOLDMAN SACHS HEALTH CENTER		2			2
INTEGRATED REGIONAL LABS			2	100%	2
MEDEXPRESS URGENT CARE - WICHITA, S SENECA ST		1	1	50%	2
PLEASANTVILLE OF SEBASTIAN LLC			2	100%	2
THE FOUNTAIN AT BOCA CIEGA BAY		2			2
TALLAHASSEE MEMORIAL HEALTHCARE FAMILY MED RESIDENCY			2	100%	2
CPL LABS			2	100%	2
Delaware Court Healthcare Center		2			2
SUMNER REGIONAL MEDICAL CENTER		2			2
AMERICAN MEDICAL LABORATORIES			2	100%	2
VETERANS AFFAIRS MEDICAL CENTER - GREATER LOS ANGELES			2	100%	2
MID - FLORIDA PATHOLOGY LLC		1	1	50%	2
FLAGLER PROFESSIONAL HEALTH CAE SERVICES INC		2			2
FKC AMELIA ISLAND DIALYSIS			2	100%	2
MD NOW URGENT CARE MEDICAL CENTERS INC			2	100%	2
BROOME COUNTY HEALTH DEPARTMENT		1	1	50%	2
EASTLAKE MEDICAL CENTER		2			2
VITAS HEALTHCARE CORPORATION OF FL			2	100%	2
MINUTECLINIC DIAG OF IND LLC #6998		1	1	50%	2
MEASE CONTINUING CARE			2	100%	2
SARASOTA MEMORIAL MEDICAL URGENT CARE CENTER			2	100%	2
ROPER HOSPITAL			2	100%	2
CELEBRATION PEDIATRICS PA			2	100%	2
DMC UNIVERSITY LABORATORIES		1	1	50%	2
BIOMAT USA			2	100%	2
Gulf Shore Care Center			2	100%	2
ROYAL PALM MEDICAL GROUP, INC		2			2

# COVID-19: testing by laboratory

Data through Dec 30, 2020 verified as of Dec 31, 2020 at 09:25 AM

Data in this report are provisional and subject to change.

The numbers in the table below represent the number of Florida and non-Florida residents for whom test results were received by the Department of Health. A person can be tested by more than one laboratory and can have both positive and negative results. **Therefore, the sum of the numbers in each column will be larger than the total number of people tested.**

Reporting lab	Inconclusive	Negative	Positive	Percent positive	Total
PARKSIDE HEALTH AND REHABILITATION CENTER			2	100%	2
Lakeside Oaks Care Center			2	100%	2
DELAWARE DIAGNOSTICS LABS			2	100%	2
MEMORIAL HERMANN			2	100%	2
VALLEY BAPTIST MEDICAL CENTER: BROWNSVILLE			2	100%	2
USCG SECTOR ST PETE		1	1	50%	2
MIDWAY SPECIALTY CARE RX LLC			2	100%	2
MERCY HEALTH LAB		1	1	50%	2
CLAY PRIMARY & FAMILY CARE LLC			2	100%	2
RENFREW CENTERS INC		2			2
COASTAL MEDICAL LAB			2	100%	2
STEWARD ST ELIZABETH MEDICAL CENTER			2	100%	2
NORTHWELL HEALTH			2	100%	2
IN AND OUT URGENT CARE			2	100%	2
OURMED		2			2
CVS MINUTE CLINIC DIAGNOSTIC MED GRP		2			2
UTMB PATHOLOGY CLINICAL SERVICES LABORATORY			2	100%	2
BFT LAB			2	100%	2
NEMOURS CHILDRENS PRIMARY CARE OVIEDO			2	100%	2
MEDEXPRESS URGENT CARE-CHIPPEWA		1	1	50%	2
NLC LABS			2	100%	2
CALIFORNIA DIVISION OF COMMUNICABLE DISEASE CONTROL			2	100%	2
MINUTECLINIC 7196		2			2
BAYLOR COLLEGE OF MEDICINE			2	100%	2
CLINICA HISPANIA			2	100%	2
CELEBRATION PRIMARY CARE ASSOCIATES LLC		2			2
BNC Medical Investors, LLC Berrien Nursing & Rehabilitation Center		2			2
MEDEXPRESS URGENT CARE, CHAMBERSBURG		2			2
GOLDSTEIN			2	100%	2
DEPT OF VA MED CENTE-WEST PALM BEACH			2	100%	2
PALM CITY NURSING AND REHAB CENTER			2	100%	2
UC CORAL GABLES			2	100%	2
INA		1	1	50%	2
PROHEALTH PRIMARY CARE - GLEN OAKS		2			2
FLORIDA DEPARTMENT OF HEALTH (FDOH)			2	100%	2
FIRST CARE - MIDDLESBORO			2	100%	2
MAJESTIC GUARDIANS			2	100%	2
AMEDISYS HOME HEALTH OF GREENVILLE			2	100%	2
BERGEN COUNTY SURGICAL AND ENDOSCOPY CENTER		2			2
LIFT HEALTH		2			2
MIDDLE TENN MENTAL HEALTH INSTITUTE		2			2
TMH PHYSICIAN PARTNERS BLOUNTSTOWN			2	100%	2
LEE PHYSICIAN GROUP		1	1	50%	2
SUNCOAST BLOOD BANK			2	100%	2
BRITO MEDICAL CENTER			2	100%	2
Rutgers Health Rwj University Hospital - Laboratory		2			2
CSS- TWELVE OAKS			2	100%	2

# COVID-19: testing by laboratory

Data through Dec 30, 2020 verified as of Dec 31, 2020 at 09:25 AM

Data in this report are provisional and subject to change.

The numbers in the table below represent the number of Florida and non-Florida residents for whom test results were received by the Department of Health. A person can be tested by more than one laboratory and can have both positive and negative results. **Therefore, the sum of the numbers in each column will be larger than the total number of people tested.**

Reporting lab	Inconclusive	Negative	Positive	Percent positive	Total
CROSSROADS			2	100%	2
Iowa Veterans Home		2			2
TRICORE REFERENCE LABORATORY		1	1	50%	2
LIFE CARE CENTER OF PALM BAY		2			2
FLORIDA PRIMARY CARE CENTER PA		2			2
SUNBRIDGE CARE & REHAB FOR DECATUR		2			2
NATIONWIDE LABORATORY SERVICES		1	1	50%	2
MEDLOGIC, LLC		2			2
University Center East			2	100%	2
SOUTHSIDE FAMILY MEDICAL		2			2
BAYCARE LABORATORIES			2	100%	2
OCALA REGIONAL KIDNEY CENTER-WEST			2	100%	2
AFFINITY URGENT CARE			2	100%	2
MURFREESBORO MEDICAL CLINIC		2			2
LAUREL POINT CARE ACQUISITION LLC DBA SANDGATE GARDENS REHAB AND NURSI			2	100%	2
TMH PHYSICIAN PARTNERS MONTICELLO		1	1	50%	2
MEDEXPRESS URGENT CARE - OMAHA N 72 ST		2			2
NOVA SOUTHEASTERN UNIVERSITY - STUDENT MEDICAL CTR			2	100%	2
NEW YORK STATE DEPARTMENT OF HEALTH		1	1	50%	2
SANFORD REGIONAL HOSPITAL WORTHINGTON		2			2
MEDEXPRESS URGENT CARE - STATE COLLEGE		2			2
MORRISTOWN MEMORIAL HOSPITAL		2			2
FLORIDA COMMUNITY HEALTH CENTERS, INC.			2	100%	2
MEDEXPRESS URGENT CARE - LEDGEWOOD		2			2
MED TECH SERVICES OF PALM BEACH INC		2			2
DEPT OF HEALTH			2	100%	2
JOHN D. ARCHBOLD MEM. HOSPITAL			2	100%	2
VENICE GREEN VILLAGE		2			2
ST JOSEPH'S HOSPITAL LABORATORY			2	100%	2
VIRTUA MEMORIAL HOSPITAL BURLINGTON COUNTY			2	100%	2
MINUTE CLINIC DIAGNOSTIC MED GRP		2			2
MINUTECLINIC DIAGNOSTIC OF TEXAS, LLC #7435		2			2
CLEVELAND CLINIC FLORIDA			2	100%	2
SURFSIDE URGENT CARE			2	100%	2
FHPG_EXP CARE W HILLSBOROUGH			2	100%	2
PALM BAY COMMUNITY OUTPATIENT CLINIC		2			2
MINUTECLINIC, LLC (CLINIC 10928)		2			2
HEALTHPARK MEDICAL CTR NURSING SVC		2			2
MEDEXPRESS URGENT CARE-CLOQUET		2			2
UNIVERSITY HOSPITALS OF CLEVELAND			2	100%	2
NEMOURS CHILDRENS PRIMARY CARE			2	100%	2
CITY OF NEW YORK DEPARTMENT OF HEALTH			2	100%	2
SPECTRUM HEALTH			2	100%	2
Gracemore Nursing and Rehab		2			2
NEW BRIDGE MEDICAL CENTER		2			2
CITRUS PARK			2	100%	2
FL DEPT OF HEALTH MARION COUNTY MOBILE HEALTH UNIT			2	100%	2



# COVID-19: testing by laboratory

Data through Dec 30, 2020 verified as of Dec 31, 2020 at 09:25 AM

Data in this report are provisional and subject to change.

The numbers in the table below represent the number of Florida and non-Florida residents for whom test results were received by the Department of Health. A person can be tested by more than one laboratory and can have both positive and negative results. **Therefore, the sum of the numbers in each column will be larger than the total number of people tested.**

Reporting lab	Inconclusive	Negative	Positive	Percent positive	Total
Medilodge of Montrose		2			2
FLORIDA DEPARTMENT OF HEALTH WASHINGTON COUNTY		1	1	50%	2
Rosedale Green		2			2
GINKGO-IXLAYER		2			2
SWEETWATER NURSING CENTER		2			2
ELMHURST MEMORIAL HOSPITAL			2	100%	2
EXPEDIAN URGENT CARE			2	100%	2
THE CLUB AT BOYNTON BEACH, LLC			2	100%	2
COL CROSSROAD		1	1	50%	2
MINUTECLINIC, LLC #1470		2			2
URGENT CARE AND SURGERY CENTER			2	100%	2
ST. JOSEPH REGIONAL MEDICAL CENTER			2	100%	2
MEDEXPRESS URGENT CARE FOX CHAPEL		2			2
SCDHEC BUREAU OF LABORATORIES			2	100%	2
MED EXPRESS URGENT CARE PC - MARYLAND		2			2
THE PATHOLOGY LABORATORY		1	1	50%	2
UNIVERSTIY OF ILLINOIS HOSPITAL			2	100%	2
WOMENS CARE FLORIDA LLC-LABORATORY		2			2
CORAL REEF NURSING & REHABILITATION CENTER		2			2
PINECREST PEDIATRICS GROUP LLC			2	100%	2
HEART OF FLORIDA HEALTH CENTER INC			2	100%	2
EMORY UNIVERSITY HOSPITAL			2	100%	2
MORGAN STANLEY HEALTH CENTER		2			2
TGH Brandon Healthplex Laboratory			2	100%	2
Conway Lakes Health and Rehabilitation Center		2			2
MORTON PLANT NORTH BAY HOSPITAL			2	100%	2
MINUTECLINIC DIAGNOSTIC OF OHIO #7790		1	1	50%	2
MINUTECLINIC, LLC #05814		2			2
PM PEDIATRICS OF BAYSIDE PLLC - HOPEWELL JUNCTION		2			2
SPECTRA LABS		1	1	50%	2
LAKELAND REGIONAL HEALTH		2			2
ARLINGTON DIALYSIS CENTER LLC		2			2
ADVANCED RESEARCH FOR HEALTH IMPROVEMENT		1	1	50%	2
U OF MIAMI MILLER SCHOOL OF MEDICINE			2	100%	2
GRAND VILLA OF MELBOURNE			2	100%	2
MINUTECLINIC, LLC #5707		2			2
MINUTECLINIC, LLC #07852		2			2
CERTIVIA LABORATORIES			2	100%	2
ATLAS GENOMICS			2	100%	2
PALM MEDICAL CENTER - PLANT CITY□		2			2
CVS HEALTH, #1994		1	1	50%	2
MEDEXPRESS URGENT CARE - SPRINGDALE, S 40TH STREET		2			2
SIGNATURE HEALTHCARE OF MIDDLEBURG		2			2
Alden Terrace of McHenry			2	100%	2
ADVOCATE SHERMAN HOSPITAL			2	100%	2
SKIPPACK MEDICAL LAB			2	100%	2
COVID PROCESSING SITE			2	100%	2

# COVID-19: testing by laboratory

Data through Dec 30, 2020 verified as of Dec 31, 2020 at 09:25 AM

Data in this report are provisional and subject to change.

The numbers in the table below represent the number of Florida and non-Florida residents for whom test results were received by the Department of Health. A person can be tested by more than one laboratory and can have both positive and negative results. **Therefore, the sum of the numbers in each column will be larger than the total number of people tested.**

Reporting lab	Inconclusive	Negative	Positive	Percent positive	Total
ADULT MEDICINE OF LAKE COUNTY INC			2	100%	2
MEDICAL CENTER LABORATORY			2	100%	2
CVS MINUTE CLINIC DIAGNOSTIC		2			2
JACKSON LABORATORY OF GENOMIC MEDICINE		2			2
HANOVER ENDOSCOPY CENTER		2			2
UNITED MEMORIAL MEDICAL CENTER			2	100%	2
Parkridge Specialty Care		2			2
MINUTECLINIC DIAGNOSTIC OF SC, LLC #4		2			2
EXPRESSCARE URGENT CARE CENTER			2	100%	2
CVS MINUTE CLINIC DIAGNOSTIC OF KANSAS, PA		2			2
WHITESANDS OUTPATIENT TREATMENT		2			2
MEDEXPRESS URGENT CARE - WILKES BARRE		2			2
GENETIC ASSAYS INC			2	100%	2
New Jersey Aim At Smg		2			2
RIVERVIEW MEDICAL CLINIC		2			2
ORMOND BEACH URGENT CARE			2	100%	2
PINARD HOME HEALTH SERVICES INC			2	100%	2
MINUTECLINIC DIAGNOSTIC OF PENNSYLVAN		2			2
ASPIRUS RIVERVIEW HOSPITAL & CLINICS INC		1	1	50%	2
ADVENTIST HINSDALE HOSPITAL LABORATORY			2	100%	2
Robert Cranfield			2	100%	2
NATIONAL JEWISH HEALTH			2	100%	2
LOWELL GENERAL HOSPITAL			2	100%	2
MARTIN MEDICAL CENTER INC		1	1	50%	2
DELCARE PA			2	100%	2
MAWD PATHOLOGY GROUP			2	100%	2
SANIBEL MEDICAL CLINIC			2	100%	2
AUSTIN REGIONAL CLINIC MICROBIOLOGY LAB			2	100%	2
ST. MARY'S MEDICAL CENTER EVANSVILLE, INC			2	100%	2
MAIN STREET MEDICAL CENTERS		2			2
ADVENTHEALTH IMAGING PARTIN SETTLEMENT			2	100%	2
DEKALB MEDICAL CENTER LABORATORY			2	100%	2
LIFESPRING COMMUNITY HEALTH		2			2
MINUTECLINIC DIAGNOSTIC OF PA LLC		2			2
GEISINGER MEDICAL CENTER		2			2
Alden Des Plaines			2	100%	2
CHESTERFIELD HEALTHCARE GROUP, INC		2			2
FLORIDA KEYS PED & ADOLES CTR			2	100%	2
SPRINGS MEDICAL LAB		1	1	50%	2
SOUTH CAROLINA DEPT OF HEALTH AND ENVIRONMENT CONTROL		2			2
MEDEXPRESS URGENT CARE-SALINA, S 9TH ST		2			2
UT AUSTIN UNIVERSITY HEALTH SERVICES			2	100%	2
BOND COMMUNITY HEALTH CENTER			2	100%	2
CCRX OF NORTH CAROLINA, LLC		1	1	50%	2
Life Care Center of Orlando			2	100%	2
PALMETTO FAMILY HEALTH CENTER			2	100%	2
SINAI PLAZA NURSING AND REHAB CENTER			2	100%	2

# COVID-19: testing by laboratory

Data through Dec 30, 2020 verified as of Dec 31, 2020 at 09:25 AM

Data in this report are provisional and subject to change.

The numbers in the table below represent the number of Florida and non-Florida residents for whom test results were received by the Department of Health. A person can be tested by more than one laboratory and can have both positive and negative results. **Therefore, the sum of the numbers in each column will be larger than the total number of people tested.**

Reporting lab	Inconclusive	Negative	Positive	Percent positive	Total
441 URGENT CARE-MULBERRY			2	100%	2
Heartland Healthcare Center Boca Raton			2	100%	2
JOHNSON CITY MEDICAL CENTER		1	1	50%	2
HOME ACCESS HEALTH			2	100%	2
MINUTE CLINIC LLC #4017		2			2
LEXINGTON PLACE			2	100%	2
CVS MINUTE CLINIC DIAGNOSTIC OF TN #3293		2			2
UNIVERSITY HOSPITAL OF BROOKLYN		2			2
LEGACY LABORATORY SERVICES			2	100%	2
UCH LAB			1	100%	1
Ravenwood Speciality Care		1			1
BLUFFTON HEALTH CENTER			1	100%	1
DEVANSH LAB WERKS		1			1
ALIMETRIX INC		1			1
AFFILIATED LABORATORIES INC			1	100%	1
BL DIAGNOSTICS LLC			1	100%	1
FAMILY MEDICAL CENTER		1			1
LAWRENCE GENERAL HOSPITAL			1	100%	1
Alden Lincoln Park			1	100%	1
ICARE		1			1
LEHIGH PULMONARY ASSOCIATES			1	100%	1
MINUTECLINIC DIAG OF IND, LLC #6697		1			1
GRACE HEALTHCARE OF LAKE WALES		1			1
AZALEALAND NURSING HOME		1			1
LAKELAND MEDICAL CENTER			1	100%	1
DASCENA LAB			1	100%	1
UNIVERSITY OF MIAMI SCCC RESEARCH LABORATORY			1	100%	1
Manassas Health & Rehab			1	100%	1
ST. MARY MEDICAL CENTER		1			1
NORTHSIDE HOSPITAL DULUTH			1	100%	1
LAKESIDE MEDICAL CENTER		1			1
LIFELINK OF FLORIDA			1	100%	1
EAST RIDGE RETIREMENT VILLAGE INC		1			1
MEDEXPRESS URGENT CARE - LOGAN		1			1
LABORATORIO MEDICO CENTRAL CONDOMINO MD			1	100%	1
NORTHERN KENTUCKY HEALTH DEPARTMENT			1	100%	1
URGENT CARE CENTER			1	100%	1
INNOVATIVE CARE II LLC			1	100%	1
ARDEN COURTS OF SEMINOLE			1	100%	1
WESTOX LABS		1			1
BAPTIST HOSPITAL OF MIAMI MCI BROWARD LABORATORY			1	100%	1
LUVERNE HEALTH AND REHABILITATION		1			1
AMI ST FRANCIS HOSPITAL LABORATORY			1	100%	1
MINUTECLINIC DIAGNOSTIC OF OHIO #3407		1			1
ADVANCED INDIVIDUALIZED MEDICINE OF NAPLES			1	100%	1
Peninsula Nursing and Rehabilitation Center		1			1
NORTH CAROLINA STATE LABORATORY OF PUBLIC HEALTH, SPECTRUM LAB NETWORK			1	100%	1

# COVID-19: testing by laboratory

Data through Dec 30, 2020 verified as of Dec 31, 2020 at 09:25 AM

Data in this report are provisional and subject to change.

The numbers in the table below represent the number of Florida and non-Florida residents for whom test results were received by the Department of Health. A person can be tested by more than one laboratory and can have both positive and negative results. **Therefore, the sum of the numbers in each column will be larger than the total number of people tested.**

Reporting lab	Inconclusive	Negative	Positive	Percent positive	Total
FLORIDA HOSPITAL TRANSPLANT CENTER		1			1
BAPTIST MINOR MEDICAL CENTER			1	100%	1
MADISON FACILITY INC			1	100%	1
Chateau Girardeau			1	100%	1
POPLAR HEALTHCARE			1	100%	1
GOOD SAMARITAN SOCIETY-FOREST CITY		1			1
SOUTHERN SPRINGS HEALTH CARE		1			1
BAYCARE OUTREACH LAB			1	100%	1
Kroger - KR003500568			1	100%	1
TITUS REGIONAL MEDICAL CENTER			1	100%	1
FLORIDA DEPARTMENT OF HEALTH IN ESCAMBIA COUNTY		1			1
MD NOW URGENT CARE			1	100%	1
SOUTHEASTERN PATHOLOGY ASSOCIATES			1	100%	1
HEALTH PLUS SUNRISE MEDICAL OFFICE			1	100%	1
WINTER GARDEN CHILDREN'S HEALTH CENTERS			1	100%	1
ADVENTHEALTH IMAGING LAKE NONA			1	100%	1
PANCARE HEALTH - HOSFORD SCHOOL			1	100%	1
DOCTORS HOSPITAL OF LAREDO			1	100%	1
CENTRAL FLORIDA HOSPITALIST			1	100%	1
ST PETERSBURG PEDIATRICS			1	100%	1
MINUTECLINIC, LLC #1452		1			1
PROGENESIS INC			1	100%	1
PORT ORANGE NURSING & REHAB			1	100%	1
CAREWELL 203			1	100%	1
BIOMAT ORLANDO		1			1
FLEMING ISLAND CENTER FOR CLINICAL RESEARCH		1			1
Oregon Veterans Home The Dalles		1			1
MEDTOWN PHARMACY			1	100%	1
NASSAU COUNTY HEALTH DEPARTMENT-FERNANDINA BEACH C		1			1
FAMILY MEDICINE MEDICAL DRIVE		1			1
ATHENS LIMESTONE HOSPITAL		1			1
QUALITY LAB			1	100%	1
TEVAPHARM			1	100%	1
MINUTE CLINIC DIAGNOSTIC OF VIRGINIA, LLC #6292		1			1
ST. LUKE'S HOSPITAL			1	100%	1
Integrity Healthcare of Carbondale			1	100%	1
POUDRE VALLEY HOSPITAL			1	100%	1
COMMUNITY MEDICAL CENTER-ORANGE CITY		1			1
MEDEXPRESS URGENT CARE, BELLE VERNON		1			1
ARCADIA DIALYSIS CENTER			1	100%	1
MADISON AT OVIEDO			1	100%	1
ADVANCED MEDICAL LABORATORIES (AML)			1	100%	1
SUMMERFIELD PAIN MANAGEMENT			1	100%	1
HALEYVILLE HEALTH CARE CENTER		1			1
Signature Healthcare of Georgetown		1			1
DEPARTMENT OF HEALTH/ NEW YORK			1	100%	1
CARSON NURSING AND REHABILITATION CENT		1			1

# COVID-19: testing by laboratory

Data through Dec 30, 2020 verified as of Dec 31, 2020 at 09:25 AM

Data in this report are provisional and subject to change.

The numbers in the table below represent the number of Florida and non-Florida residents for whom test results were received by the Department of Health. A person can be tested by more than one laboratory and can have both positive and negative results. **Therefore, the sum of the numbers in each column will be larger than the total number of people tested.**

Reporting lab	Inconclusive	Negative	Positive	Percent positive	Total
TAMPA HEALTH CARE PROVIDERS PA		1			1
PARK AVENUE PEDIATRICS PC		1			1
2504-HOMEWOOD		1			1
BAPTIST HEALTH EXPRESS CARE			1	100%	1
ELLIS HOSPITAL URGENT CARE CENTER LAB		1			1
LAKE CONWAY URGENT CARE LLC		1			1
BAPTIST HOSPITAL LABORATORY			1	100%	1
MEDICAL CENTER			1	100%	1
HARRIS URGENT CARE CENTER			1	100%	1
SHELL POINT HOME HEALTH			1	100%	1
MISSION HOSPITAL			1	100%	1
NEW YORK UNIVERSITY MEDICAL CENTER			1	100%	1
CENTRAL CAROLINA HOSPITAL			1	100%	1
NEW ERA HEALTH CENTER INC		1			1
MERITER LABORATORIES			1	100%	1
FLORIDA HOSPITAL LAB			1	100%	1
Redwood Springs Healthcare			1	100%	1
ADVANCED URGENT CARE PLLC		1			1
Florida Baptist Retirement Center		1			1
PM PEDIATRICS OF BAYSIDE, PLLC - RIVE		1			1
KEY WEST HMA PHYSICIAN MANAGEMENT, LLC			1	100%	1
CURELOGICS WOUND CARE & HYPERBARIC CENTER		1			1
FELD ENTERTAINMENT			1	100%	1
SANTA BARABARA ALF LLC (THE WINDSOR)			1	100%	1
Chestnut Ridge Nursing & Rehab		1			1
ASCENSION ST VINCENT'S - WESTSIDE			1	100%	1
CHIEFLAND MEDICAL CENTER			1	100%	1
DEACONESS URGENT CARE CENTER			1	100%	1
CLUB HEALTH AND REHABILITATION CENTER, THE		1			1
RABI SINHA, MD		1			1
BEAUMONT HOSPITAL, GROSSE POINTE			1	100%	1
CARE CENTERS OF NASSAU, LLC - HENDRICKS RD		1			1
Mill Valley Care Center		1			1
CLERMONT PEDIATRICS, PA			1	100%	1
HOWELL BRANCH COURT			1	100%	1
PARK AVENUE DERMATOLOGY NORTH			1	100%	1
OPTUMCARE SOUTH FLORIDA, LLC			1	100%	1
OCALA REGIONAL KIDNEY CENTER EAST			1	100%	1
COMMUNICABLE DISEASE CONTROL/PUBLIC HEALTH EMERGENCY PREPAREDNESS			1	100%	1
TWIN			1	100%	1
Metairie Healthcare Center			1	100%	1
PEDIATRICS URGENT CARE, LLC			1	100%	1
ORLANDO FAMILY PHYSICIANS			1	100%	1
Sherwood Oaks Health Center			1	100%	1
Vibrallife of El Paso Rehabilitation Center			1	100%	1
UF KANAPAHA LAB BEAKER		1			1
NAPHCARE INC		1			1



# COVID-19: testing by laboratory

Data through Dec 30, 2020 verified as of Dec 31, 2020 at 09:25 AM

Data in this report are provisional and subject to change.

The numbers in the table below represent the number of Florida and non-Florida residents for whom test results were received by the Department of Health. A person can be tested by more than one laboratory and can have both positive and negative results. **Therefore, the sum of the numbers in each column will be larger than the total number of people tested.**

Reporting lab	Inconclusive	Negative	Positive	Percent positive	Total
TRAVIS LEE THOMPSON MD			1	100%	1
PARTNERS IN PRIMARY CARE		1			1
MINUTECLINIC DIAG OF IND, LLC #6553		1			1
MINUTECLINIC DIAGNOSTIC, PA #10252		1			1
ASSOCIATES MD MEDICAL GROUP INC			1	100%	1
BOULDER COMMUNITY HOSPITAL			1	100%	1
ALBANY MEDICAL CENTER			1	100%	1
The Pines at Poughkeepsie Center for Nursing and Rehabilitation		1			1
DOCTORS CARE – GREER		1			1
Crowne Place Assisted Living		1			1
ADVANCE MD CARE			1	100%	1
STRINGFELLOW MEMORIAL HOSPITAL		1			1
Lynwood		1			1
WALKONCLINIC			1	100%	1
EAST COAST INSTITUTE FOR RESEARCH LLC			1	100%	1
RENOWN REGIONAL MEDICAL CENTER			1	100%	1
BASCOM PALMER-MICRO LAB			1	100%	1
ARNOLD PALMER HOSPITAL LAB POCT		1			1
FAIRVIEW SOUTHDALE			1	100%	1
HOLSTON MEDICAL GROUP		1			1
CARESOUTH HHA HOLDINGS OF THE TREASURE COAST LLC			1	100%	1
APOPKA FAMILY HEALTH CENTER			1	100%	1
UNIVERSITY OF SOUTH FLORIDA			1	100%	1
Strasburg Care Center		1			1
HARBOR BEACH NURSING AND REHABILITATION CENTER			1	100%	1
SOLARIS HEALTHCARE PLANT CITY		1			1
WALGREEN#12147		1			1
NEVADA DEPARTMENT OF HEALTH AND HUMAN SERVICES			1	100%	1
Parkview Care Center			1	100%	1
MEDICAL CITY NORTH HILLS			1	100%	1
MORGAN STANELY HEALTH CENTER		1			1
GATEWAY LABORATORIES		1			1
CAREHERE LLC			1	100%	1
DIAGNOSTIC & MEDICAL SPECIALISTS OF GREENWICH		1			1
PROVIDENCE ST PETER HOSPITAL		1			1
METRO HEALTH HOSPITAL LABORATORY		1			1
ST CLOUD COMPOUNDING PHARMACY & WELLNESS CENTER		1			1
MINUTECLINIC DIAG OF IND LLC #1367		1			1
KANSAS CITY VA MEDICAL CENTER			1	100%	1
SWEDISH COVENANT HOSPITAL			1	100%	1
DAYTONA BEACH CENTRA CARE			1	100%	1
BEAUMONT REFERENCE LABORATORY			1	100%	1
HEALGEN SCIENTIFIC			1	100%	1
GUIDEWELL EMERGENCY MEDICINE DOCTORS LLC #33			1	100%	1
PALM BEACH DIABETES & ENDOCRINE SPECIALISTS PA			1	100%	1
USF PHYSICIANS GROUP			1	100%	1
MINUTE CLINIC LLC #0169		1			1

# COVID-19: testing by laboratory

Data through Dec 30, 2020 verified as of Dec 31, 2020 at 09:25 AM

Data in this report are provisional and subject to change.

The numbers in the table below represent the number of Florida and non-Florida residents for whom test results were received by the Department of Health. A person can be tested by more than one laboratory and can have both positive and negative results. **Therefore, the sum of the numbers in each column will be larger than the total number of people tested.**

Reporting lab	Inconclusive	Negative	Positive	Percent positive	Total
BRONSON METHODIST HOSPITAL			1	100%	1
Princeton Place			1	100%	1
NORTH SHORE HEMATOLOGY-ONCOLOGY ASSOCIATES PC		1			1
SOUTHWEST FLORIDA DIVISION LAB			1	100%	1
MINUTECLINIC #2797		1			1
WAYNE COUNTY PUBLIC HEALTH		1			1
TREASURE COAST PRIMARY CARE		1			1
PRISMA HEALTH TUOMEY LABORATORY			1	100%	1
THEDACARE FAMILY MEDICINE GATEWAY			1	100%	1
TRUCARE LIVING CENTERS - SELMA			1	100%	1
ACCESS HEALTH CARE PHYSICIANS LLC			1	100%	1
HIGHLANDS URGENT CARE			1	100%	1
ACCESS FAMILY CARE LLC			1	100%	1
WALGREENS #10308		1			1
LCMC LAB SUBSECTION		1			1
SACRED HEART MEDICAL CENTER			1	100%	1
FLORIDA HOSPITAL ORMOND BEACH			1	100%	1
BOND COUNTY HEALTH DEPARTMENT			1	100%	1
MINUTECLINIC DIAGNOSTIC OF TN PC #442		1			1
SHELBYVILLE HOSPITAL COMPANY		1			1
HEALTH ALLIANCE			1	100%	1
FIT4LIFE MEDICAL CENTER			1	100%	1
FAST PACE MEDICAL CLINIC PLLC		1			1
MOUNT SINAI MEDICAL CENTER AVENTURA ER			1	100%	1
TENNESSEE VALLEY HCS			1	100%	1
CARESPOT EXPRESS HEALTHCARE BOYNTON BEACH			1	100%	1
NEW HORIZON PRIMARY CARE LLC			1	100%	1
BAPTIST HEALTH LEXINGTON			1	100%	1
CATHEDRAL GERONTOLOGY CENTER DBA CATHEDRAL CARES			1	100%	1
HABANA HEALTH CARE CENTER			1	100%	1
DOC PAM PA		1			1
VETERANS AFFAIRS MEDICAL CENTER - EAST ORANGE			1	100%	1
BRUCE S WEST MD			1	100%	1
Robert Wood Johnson University Hospital			1	100%	1
ST PETERSBURG PEDIATRICS-SEMINOLE BLVD			1	100%	1
NORTH SHORE MEDICAL CENTER - SALEM HOSPITAL			1	100%	1
EAST TENNESSEE STATE UNIVERSITY		1			1
MEDEXPRESS URGENT CARE- COLUMBIA HEIGH		1			1
SACRED HEART HEALTH SYSTEM- MIDWIFE PROGRAM			1	100%	1
Shoreline Care Center			1	100%	1
MOUNT SINAI MEDICAL CENTER OF FLORIDA, INC			1	100%	1
Niles Nursing and Rehab. Center		1			1
Florence Home		1			1
Lutheran Community at Telford		1			1
HUDSON REGIONAL HOSPITAL			1	100%	1
MEDEXPRESS URGENT CARE - LITTLE ROCK		1			1
COVE AT THE MARBELLA,THE			1	100%	1

# COVID-19: testing by laboratory

Data through Dec 30, 2020 verified as of Dec 31, 2020 at 09:25 AM

Data in this report are provisional and subject to change.

The numbers in the table below represent the number of Florida and non-Florida residents for whom test results were received by the Department of Health. A person can be tested by more than one laboratory and can have both positive and negative results. **Therefore, the sum of the numbers in each column will be larger than the total number of people tested.**

Reporting lab	Inconclusive	Negative	Positive	Percent positive	Total
ALLIED PEDIATRICS & FAMILY MEDICINE			1	100%	1
WEILL CORNELL MEDICAL ASSOCIATES - EAST SIDE		1			1
Mercy Manor Transition Center			1	100%	1
WILMINGTON NURSING AND REHAB			1	100%	1
SUPERKIDS PEDIATRICS			1	100%	1
HOLYOKE MEDICAL CENTER			1	100%	1
MINUTE CLINIC LLC #10203		1			1
ST CATHERINE HOSPITAL LABORATORY			1	100%	1
A.G. Rhodes		1			1
Accordius Health at Gastonia			1	100%	1
NHC HealthCare St. Charles		1			1
BUFFALO VAMC			1	100%	1
NIBHA MEDIRATTA MD PL			1	100%	1
LAB. CORP. OF AMERICA			1	100%	1
RAMBAM URGENT CARE			1	100%	1
MINUTECLINIC DIAGNOSTIC, PA		1			1
OSF ST JOSEPH MEDICAL CENTER			1	100%	1
HANCOCK REGIONAL HOSPITAL		1			1
IDAHO HEALTH DEPARTMENT			1	100%	1
SOUTH FLORIDA URGENT CARE CENTERS, LLC			1	100%	1
Oakview Manor Health and Rehab		1			1
STATE OF FLORIDA			1	100%	1
CLINICAL LABORATORY DEPARTMENT			1	100%	1
NASSAU UNIVERSITY MEDICAL CENTER DEPT		1			1
CLINTON DRUG STORE		1			1
ANDREWS			1	100%	1
FASTCARE LLC			1	100%	1
PARKWAY REGIONAL MEDICAL CENTER LAB			1	100%	1
HARBOUR ISLAND PEDIATRICS LLC			1	100%	1
JS HEALTHCARE			1	100%	1
COBLESKILL REGIONAL HOSPITAL		1			1
Oak Hill Health & Rehabilitation Center			1	100%	1
FAITH FAMILY PRACTICE			1	100%	1
ENZO LABS INC			1	100%	1
AURORA CONSOLIDATED LABORATORY			1	100%	1
SYNERGENE LABORATORY			1	100%	1
SCRIPPS CLINIC MEDICAL			1	100%	1
MINUTECLINIC DIAGNOSTIC OF KENTUCKY		1			1
MID FLORIDA BIOLOGICALS			1	100%	1
CLINICAL MICROBIOLOGY LAB FAIRVIEW UNIVERSITY HOSPITAL			1	100%	1
SUNY AT STONY BROOK			1	100%	1
VELOCITY URGENT CARE			1	100%	1
CQUENTIA NGS, LLC			1	100%	1
TALLAHASSEE MEMORIAL HEALTHCARE			1	100%	1
LABORATORIO BUENA SALUD			1	100%	1
Riverside Nursing & Rehabilitation Center		1			1
ADVANCE GASTROENTEROLOGY			1	100%	1

# COVID-19: testing by laboratory

Data through Dec 30, 2020 verified as of Dec 31, 2020 at 09:25 AM

Data in this report are provisional and subject to change.

The numbers in the table below represent the number of Florida and non-Florida residents for whom test results were received by the Department of Health. A person can be tested by more than one laboratory and can have both positive and negative results. **Therefore, the sum of the numbers in each column will be larger than the total number of people tested.**

Reporting lab	Inconclusive	Negative	Positive	Percent positive	Total
SAN JOSE CLINIC		1			1
WATERTOWN URGENT CARE		1			1
PROVIDENCE HOSPITAL			1	100%	1
ATHENA PLASTIC SURGERY		1			1
RIVERSIDE REGIONAL MED CENTER			1	100%	1
MINUTECLINIC DIAGNOSTIC OF OHIO #6139		1			1
MANASOTA PEDIATRICS			1	100%	1
SPRINGFIELD HOSPITAL			1	100%	1
UNIVERSITY OF NORTH CAROLINA HOSPITALS			1	100%	1
West Bay of Tampa Center			1	100%	1
DIXITKUMAR N MODI MD PA			1	100%	1
SPECTRUM LUDINGTON			1	100%	1
ASCENSION ST VINCENT'S MEDICAL CENTER			1	100%	1
CHI ST. LUKE'S HEALTH BCM MEDICAL CENTER			1	100%	1
ARDEN COURTS OF LELY PALMS□			1	100%	1
Remarkable Healthcare Dallas			1	100%	1
BIOLOGICAL AND CHEMICAL EMERGENCIES LABORATORY			1	100%	1
PUBLIC HEALTH LABORATORIES			1	100%	1
TAYLOR MANOR		1			1
Cerenity Senior Care-White Bear Lake		1			1
CARENOW URGENT CARE-HENDERSONVILLE		1			1
WELLCARE URGENT CARE			1	100%	1
SMITH NORTHVIEW HOSPITAL LAB			1	100%	1
MANATEE MEMORIAL HOSPITAL CLINICAL LABORATORY			1	100%	1
MEDICAL LIFE-INC GUIDEWELL EMERGENCY MEDICINE			1	100%	1
WALGREENS #06025		1			1
SHANDS JACKSONVILLE CLINICAL CENTER			1	100%	1
VAULT MEDICAL SERVICES			1	100%	1
HENRICO DOCTOR'S LABORATORY			1	100%	1
IVAN, MAYA			1	100%	1
RHODE ISLAND DEPARTMENT OF HEALTH LABORATORIES			1	100%	1
DUKE UNIVERSITY POINT OF CARE TESTING PROGRAM			1	100%	1
LAKE COMMUNITY ACTION AGENCY		1			1
CAROMONT HEALTH			1	100%	1
HAWAII DEPARTMENT OF HEALTH LAB			1	100%	1
BHA TITUSVILLE CLINIC			1	100%	1
PSL JAX BEACH OPERATIONS LLC			1	100%	1
PEDIATRICS IN NORTH FLORIDA PA			1	100%	1
RIVERTON CBOC			1	100%	1
INNOVATIVE HEALTH DIAGNOSTIC OF CALIFORNIA			1	100%	1
TAMPA URGENT CARE			1	100%	1
BROWNE MEDICAL LLC			1	100%	1
WINKLER COURT□			1	100%	1
CAH ACQUISITION COMPANY 11 LLC			1	100%	1
HOLMES FAMILY PRACTICE PA			1	100%	1
WALKIN MEDICAL URGENT CARE,NEW CITY			1	100%	1
PALM BEACH COUNTY HEALTH DEPT.			1	100%	1

# COVID-19: testing by laboratory

Data through Dec 30, 2020 verified as of Dec 31, 2020 at 09:25 AM

Data in this report are provisional and subject to change.

The numbers in the table below represent the number of Florida and non-Florida residents for whom test results were received by the Department of Health. A person can be tested by more than one laboratory and can have both positive and negative results. **Therefore, the sum of the numbers in each column will be larger than the total number of people tested.**

Reporting lab	Inconclusive	Negative	Positive	Percent positive	Total
BAPTIST HOSPITAL EAST			1	100%	1
FLORIDA DEPARTMENT OF HEALTH PALM BEACH COUNTY			1	100%	1
MINUTECLINIC DIAGNOSTIC MED GRP OF ORA			1	100%	1
CRANES VIEW LODGE			1	100%	1
GIBSON AREA PRIMARY CARE			1	100%	1
ONPOINT URGENT CARE			1	100%	1
Diversicare of Smyrna		1			1
BOSTON MEDICAL CENTER			1	100%	1
HUMILITY OF MARY HEALTH PARTNERS			1	100%	1
HENRY FORD WEST BLOOMFIELD HOSPITAL			1	100%	1
STANLY REGIONAL MEDICAL CENTER			1	100%	1
FLORIDA STATE UNIVERSITY HEALTH SERVICES			1	100%	1
COSTCO PHARMACY #1023			1	100%	1
CORPORATION OF AMERICA		1			1
MEDEXPRESS URGENT CARE - ANDERSON		1			1
WARE EXPRESS CARE			1	100%	1
CARILLON SPORTS AND FAMILY MEDICINE			1	100%	1
University Plaza Rehabilitation and Nursing			1	100%	1
HENRY FORD HOSPITAL			1	100%	1
FRASER MEMORIAL HOSPITAL			1	100%	1
LAKE REGIONAL HEALTH			1	100%	1
STEINHATCHEE DRUGS			1	100%	1
NORTHEAST FLORIDA HEALTH SERVICES			1	100%	1
15 TO KNOW			1	100%	1
ADVANCED URGENT CARE CENTER			1	100%	1
FLORIDA PREMIER MEDICAL CARE PA			1	100%	1
NHLS		1			1
CENTRAL TX URGENT CARE			1	100%	1
LSU MEDICAL CENTER			1	100%	1
Oakwood - North Baldwins Center for Living		1			1
Lemont Nursing and Rehab Center			1	100%	1
BROOKDALE PALM COAST		1			1
TMH PHYSICIAN PARTNERS			1	100%	1
HALIFAX FAMILY HEALTH CENTER			1	100%	1
FLORIDA MEDICAL CLINIC PA GI			1	100%	1
SKYRIDGE CLINICAL ASSOCIATES		1			1
ORLANDO HEALTH PHYSICIAN GROUP			1	100%	1
DILELLA			1	100%	1
MOUNT SINAI AVENTURA DIAGNOSTIC CENTER			1	100%	1
ROSE HAVEN NURSING CENTER		1			1
WINCHESTER HOSPITAL			1	100%	1
WESLEY MEDICAL CENTER			1	100%	1
CARDIAC AND VASCULAR CONSULTANTS MD PA		1			1
NORTH SHORE HEMATOLOGY-ONCOLOGY ASSOCIATES		1			1
ORMC-ARDEN/EOI			1	100%	1
MED TECH CLINICAL LABORATORY		1			1
NORTHEAST TEXAS DIALYSIS		1			1



# COVID-19: testing by laboratory

Data through Dec 30, 2020 verified as of Dec 31, 2020 at 09:25 AM

Data in this report are provisional and subject to change.

The numbers in the table below represent the number of Florida and non-Florida residents for whom test results were received by the Department of Health. A person can be tested by more than one laboratory and can have both positive and negative results. **Therefore, the sum of the numbers in each column will be larger than the total number of people tested.**

Reporting lab	Inconclusive	Negative	Positive	Percent positive	Total
Livingston County Center for Nursing and Rehabilitation		1			1
DECATUR MORGAN HOSPITAL - DECATUR GENE		1			1
JMC TALLAHASSEE, LLC			1	100%	1
PALMETTO PRIMARY CARE PHYSICIANS			1	100%	1
COMPASSION PEDIATRICS			1	100%	1
MIAMI CHILDRENS HOSPITAL MIDTOWN OUTPATIENT CENTER			1	100%	1
CAREWELL URGENT CARE FITCHBURG			1	100%	1
OMNI HEALTHCARE INC			1	100%	1
OCALA REGIONAL DIALYSIS- NORTH			1	100%	1
QUALITY CLINICAL LAB LLC			1	100%	1
REFERENCE LABORATORY			1	100%	1
HOLLAND COMMUNITY HOSPITAL		1			1
Lenox on the Lake			1	100%	1
COVENANT HEALTH		1			1
FAYETTE MEDICAL CENTER LAB		1			1
MINUTECLINIC DIAGNOSTIC OF TN, PC 6304		1			1
NEW ERA COMMUNITY HEALTH CENTER LLC		1			1
The Center at Centennial			1	100%	1
THYROID SPECIALTY LABORATORY			1	100%	1
METHODISM MIDLOTHIAN MEDICAL CENTER			1	100%	1
CLARKSVILLE MANOR INC		1			1
ST VINCENT'S AMBULATORY CARE INC			1	100%	1
YOUR KIDS URGENT CARE			1	100%	1
MINUTECLINIC DIAGNOSTIC OF TN PC #240		1			1
LEGACY AT HIGHWOODS PRESERVE		1			1
ACCESS MEDICAL GROUP OF TAMPA INC			1	100%	1
CRUSADER COMMUNITY HEALTH			1	100%	1
Memorial Health Care Center			1	100%	1
EH FARGO HOSPITAL LABORATORY			1	100%	1
GOOD SAMARITAN SOCIETY - DE SMET		1			1
SUNCOAST COMMUNITY HEALTH CENTERS INC		1			1
PORTSMOUTH REG. HOSPITAL			1	100%	1
COMMONWEALTH OF VIRGINIA DIVISION OF CONSOLIDATED LABORATORY SERVICES			1	100%	1
BAYMEADOWS PEDIATRIC CARE		1			1
AFTER HOURS PEDS			1	100%	1
UF HEALTH THE VILLAGES			1	100%	1
SELF REGIONAL HEALTHCARE			1	100%	1
MEDEXPRESS URGENT CARE - SPRINGFIELD, COOLEY ST		1			1
PREMIER PEDIATRICS			1	100%	1
MINUTECLINIC DIAG OF IND, LLC #6648		1			1
Masonic Medical Research Institute			1	100%	1
MONMOUTH MEDICALC ENTER		1			1
SANITAS RESEARCH LLC			1	100%	1
BROOKS -TLC HOSPITAL SYSTEM			1	100%	1
COLONIAL MEDICAL CENTER-EAST ORLANDO			1	100%	1
CFHC - FROSTPROOF			1	100%	1
BAYFRONT CARDIOVASCULAR ASSOCIATES			1	100%	1

# COVID-19: testing by laboratory

Data through Dec 30, 2020 verified as of Dec 31, 2020 at 09:25 AM

Data in this report are provisional and subject to change.

The numbers in the table below represent the number of Florida and non-Florida residents for whom test results were received by the Department of Health. A person can be tested by more than one laboratory and can have both positive and negative results. **Therefore, the sum of the numbers in each column will be larger than the total number of people tested.**

Reporting lab	Inconclusive	Negative	Positive	Percent positive	Total
SOUTHERN WINDS			1	100%	1
BROOKSVILLE REGIONAL HOSPITAL			1	100%	1
GOSHEN HOSPITAL			1	100%	1
OLEAN GENERAL HOSPITAL		1			1
MINUTE CLINIC DIAGNOSTIC OF VIRGINIA, LLC		1			1
AVON PARK CLUSTER		1			1
SPECTRUM LABORATORY			1	100%	1
ACN PHYSICIANS GROUP CORP			1	100%	1
NORTH WEST FLORIDA DIAGNOSTIC ENOCRINOLOGY CLINIC			1	100%	1
TENNOVA ER - SANGO			1	100%	1
PROVIDENCE PORTLAND MEDICAL CENTER		1			1
RAJ K PAI MD PA			1	100%	1
Chateau Living Center			1	100%	1
GOOD SAMARITAN HOSPITAL			1	100%	1
SOUTH DADE NURSING & REHABILITATION CENTER			1	100%	1
COMPASSION PEDIATRIC URGENT CARE LLC			1	100%	1
HUNT CLUB MEDICAL CARE			1	100%	1
YUMA REGIONAL MEDICAL CENTER			1	100%	1
VIVIAN SIMMONS FAMILY PRACTICE			1	100%	1
SYNEOS HEALTH			1	100%	1
JOHN KNOX MANOR INC II			1	100%	1
ADVENTHEALTH MEDICAL GROUP INTERNAL MEDICINE AT			1	100%	1
NORWALK HOSPITAL			1	100%	1
Consulate Health Care of Tallahassee			1	100%	1
ALABAMA REFERENCE LAB			1	100%	1
MINUTECLINIC DIAG OF IND, LLC #5369		1			1
QC LABORATORY			1	100%	1
MEDONE URGENT CARE			1	100%	1
MEDEXPRESS URGENT CARE - WESTFIELD, E MAIN ST			1	100%	1
MEMORIAL HERMANN SOUTHWEST HOSPITAL			1	100%	1
ARLINGTON ADULT RESIDENTIAL FACILITY, INC			1	100%	1
TALLAHASSEE PRIMARY CARE ASSOCIATES PA			1	100%	1
ADVENTHEALTH SENIOR CARE AT ORMOND			1	100%	1
HEALTH FIRST MEDICAL GROUP LLC			1	100%	1
WARD MEMORIAL HOSPITAL		1			1
NITIN BAWA PROFESSIONAL ASSOCIATES			1	100%	1
CONSOLIDATED			1	100%	1
CVS MINUTE CLINIC #5836		1			1
JACKSONVILLE STATEFL			1	100%	1
MEA PRIMARY CARE PLUS BYRAM			1	100%	1
ALLEGANY COUNTY DEPARTMENT OF HEALTH		1			1
Rehab Select of Talladega		1			1
CONTINENTAL HOME HEALTH CARE INC			1	100%	1
ALL CARE URGENT CARE			1	100%	1
Community Care Center of Heritage House, LLC			1	100%	1
BAPTIST HOSPITAL EMPLOYEE HEALTH OFF			1	100%	1
ST FRANCIS MEDICAL CENTER			1	100%	1

# COVID-19: testing by laboratory

Data through Dec 30, 2020 verified as of Dec 31, 2020 at 09:25 AM

Data in this report are provisional and subject to change.

The numbers in the table below represent the number of Florida and non-Florida residents for whom test results were received by the Department of Health. A person can be tested by more than one laboratory and can have both positive and negative results. **Therefore, the sum of the numbers in each column will be larger than the total number of people tested.**

Reporting lab	Inconclusive	Negative	Positive	Percent positive	Total
AVERA SACRED HEART HOSPITAL			1	100%	1
MEDEXPRESS URGENT CARE - BENTONVILLE		1			1
KETTERING MEDICAL CENTER			1	100%	1
LabCorp L#09258295 M#09258285			1	100%	1
Arlington Care Center			1	100%	1
FAMILY MEDICAL CENTERS			1	100%	1
WELLINGTON WEST 100176			1	100%	1
Kroger - KRO03400316			1	100%	1
GRAND VILLA OF PINELLAS PARK			1	100%	1
PENNY PEDIATRICS		1			1
COMMUNITY			1	100%	1
BAYSIDE URGENT CARE CENTER INC			1	100%	1
FULGENT GENETICS HOUSTON		1			1
DEVITA		1			1
SUN CITY DIAGNOSTIC CENTER			1	100%	1
SOUTHWEST REGIONAL PCR LABORATORY			1	100%	1
LAKE LURE HEALTH CENTER			1	100%	1
LEELANAU OPCO, LLC		1			1
ADVENTHEALTH MEDICAL GROUP FAMILY AND INTERNAL			1	100%	1
BLOOD SYSTEMS LABORATORIES			1	100%	1
CHATSWORTH ASSISTED LIVING COMMUNITY AT PGA NATIONAL			1	100%	1
ADVENTHEALTH MEDICAL GROUP FAMILY MEDICINE AT RDV		1			1
FRESENIUS SOUTH FORT MYERS		1			1
VITAS HEALTHCARE CORPORATION OF FLORIDA			1	100%	1
NORTH FLORIDA MEDICAL CENTERS INC		1			1
SCHIFF CENTER FOR LIVER DISEASES			1	100%	1
HSRE-ASL CASSELBERRY TRS, LLC			1	100%	1
MINUTECLINIC DIAG OF IND, LLC #4368		1			1
MEDEXPRESS URGENT CARE - WALDORF, CRAIN HWY		1			1
MEDEXPRESS URGENT CARE - WEXFORD		1			1
SMITH KLINE			1	100%	1
HARMONY HEALTHCARE ORLANDO INC		1			1
CVS HEALTH, #2043		1			1
Parkside Manor		1			1
ANY LAB TEST NOW JACKSONVILLE		1			1
Brio of Johnston		1			1
LEHIGH MEDICAL AND RESEARCH CENTER, INC			1	100%	1
DR PHILLIPS CENTER FOR WELLNESS		1			1
DAVITA DIALYSIS-NORTH			1	100%	1
ENCOMPASS HEALTH HOME HEALTH		1			1
FAMILY TREE MEDICAL GROUP PA			1	100%	1
MINUTECLINIC DIAGNOSTIC OF KANSAS, PC		1			1
ST. VINCENT HOSPITAL			1	100%	1
SYNAPSE ANALYTICAL LABS		1			1
ALL PRO ORTHOPEDICS & SPORTS MEDICINE, PA			1	100%	1
EXACCARE KINGSTON, LLC			1	100%	1
LAKEVIEW HEALTHCARE SYSTEM LLC			1	100%	1

# COVID-19: testing by laboratory

Data through Dec 30, 2020 verified as of Dec 31, 2020 at 09:25 AM

Data in this report are provisional and subject to change.

The numbers in the table below represent the number of Florida and non-Florida residents for whom test results were received by the Department of Health. A person can be tested by more than one laboratory and can have both positive and negative results. **Therefore, the sum of the numbers in each column will be larger than the total number of people tested.**

Reporting lab	Inconclusive	Negative	Positive	Percent positive	Total
American Fork Care Center dba Heritage Care Center		1			1
CELEBRATION FAMILY PHYSICIANS LLC			1	100%	1
Monument Health Strugis Care Center		1			1
DERMDX, DIV OF AURORA DIAGNOSTICS/BERNHARDT LAB		1			1
VITAS HEALTH INC			1	100%	1
KENDALL PEDIATRICS PARTNERS LLC			1	100%	1
Kroger - KRO01100688			1	100%	1
OAKMONTE VILLAGE OF DAVIE			1	100%	1
LOGAN COUNTY HOSPITAL			1	100%	1
CENTRAL FL INTERNAL MEDICINE ASSOCIATES LLC		1			1
FIVE STAR PREMIER RESIDENCES OF POMPANO BEACH			1	100%	1
BLACK STALLION WALK IN AND EXERCISE CLINICS LLC		1			1
GSM OCED Subsection			1	100%	1
ADVENTHEALTH MEDICAL GROUP ADULT AND SENIOR HEALTH			1	100%	1
MEDERI CARETENDERS VS OF SE FL LLC DBA			1	100%	1
GENESIS HEALTH SYSTEM			1	100%	1
Luther Acres Manor		1			1
PUBLIX PHARMACY #0332		1			1
SISTERS MISSION			1	100%	1
THOMAS HOSPITAL			1	100%	1
Buena Vista Care Center		1			1
ESOTERIC LAB			1	100%	1
CHRISTUS SPOHN HOSPITAL			1	100%	1
KAISER PERMANENTE REGIONAL REFERENCE LABORATORY		1			1
VALLEY HOSPITAL MEDICAL CENTER		1			1
MINUTE CLINIC INCORPORATE		1			1
LAURELLWOOD NURSING CENTER		1			1
OMNICARE PHARMACY OF TEXAS 1, LP		1			1
LAKE VIEW COURT		1			1
Henry County Health and Rehabilitation		1			1
MRMC LAB MICRO			1	100%	1
SARASOTA MEMORIAL HOSPITAL		1			1
SOUTH MIAMI HOSPITAL			1	100%	1
LABORATORY COPORATION OF AMERICA			1	100%	1
MINUTECLINIC DIAGNOSTIC OF TN, PC 6438		1			1
CHIPOLA QUICK CARE			1	100%	1
DIXIE COUNTY EMERGENCY SERVICES			1	100%	1
EAST END PEDIATRICS		1			1
MEDEXPRESS URGENT CARE - LEOMINSTER		1			1
SOUTH FLORIDA PEDIATRIC PARTNERS			1	100%	1
PEDIATRIC ASSOCIATES - JACKSONVILLE			1	100%	1
BRISTOL REGINAL MEDICAL CENTER			1	100%	1
AKRON GENERAL MEDICAL CENTER MAIN		1			1
US LABORATORIES			1	100%	1
HIGHLANDS CLINICAL LABORATORY			1	100%	1
Raleigh Center (WV)			1	100%	1
HEALTH GUAGE			1	100%	1

# COVID-19: testing by laboratory

Data through Dec 30, 2020 verified as of Dec 31, 2020 at 09:25 AM

Data in this report are provisional and subject to change.

The numbers in the table below represent the number of Florida and non-Florida residents for whom test results were received by the Department of Health. A person can be tested by more than one laboratory and can have both positive and negative results. **Therefore, the sum of the numbers in each column will be larger than the total number of people tested.**

Reporting lab	Inconclusive	Negative	Positive	Percent positive	Total
MINUTECLINIC DIAGNOSTIC OF NORTH CAROLINA PC #5341		1			1
MEDEXPRESS URGENT CARE - LINCOLN		1			1
PRIME CARE FAMILY MEDICINE			1	100%	1
ROSECASTLE OF JACKSONVILLE LLC			1	100%	1
KEY WEST BRANCH MEDICAL CLINIC			1	100%	1
CMC MERCY LABORATORY			1	100%	1
LAKE CO SCHOOLS EMPLOYEE HEALTH & WELLNESS CENTER			1	100%	1
SILVERMAN			1	100%	1
MINUTECLINIC DIAGNOSTIC OF NEW MEXICO LLC #7552		1			1
Smg At Bridgewater Family Medicine		1			1
PEDIATRIC PARTNERS ZEPHYRHILLS			1	100%	1
SAINT ALPHONSUS REGIONAL MEDICAL CENTER			1	100%	1
MAHONEY PEDIATRICS PA			1	100%	1
GALVESTON COUNTY HEALTH DISTRICT			1	100%	1
TMH PHYSICIAN PARTNERS QUINCY			1	100%	1
BRANDON REGIONAL EMERGENCY CTR			1	100%	1
LAB TEST KENDALL LLC		1			1
PHYSICIAN ASSOCIATES, LLC			1	100%	1
MEDICAL ASSOCIATES OF CARTER		1			1
COLLINS NURSING HOME		1			1
MEDEXPRESS URGENT CARE-BRENTWOOD		1			1
WAKULLA COUNTY HEALTH DEPARTMENT		1			1
Heritage of Red Cloud		1			1
SPORTS MEDICINE CLINIC - U OF WYOMING			1	100%	1
MEMORIAL HOSPITAL WEST			1	100%	1
PHYSICIANS URGENT CARE			1	100%	1
MEDAC AT PORTERS NECK			1	100%	1
A PLUS PEDIATRICS		1			1
ALLEGHENY GENERAL HOSPITAL			1	100%	1
TRIPLE O MEDICAL SERVICES INC			1	100%	1
OVIDO CHILDRENS HEALTH CENTER LLC		1			1
BARRINGTON TERRACE NAPLES			1	100%	1
BAPTIST HEALTH MEDICAL PLAZA			1	100%	1
DAUGHTERS OF SARAH NURSING CENTER		1			1
WALGREENS # 12338		1			1
MAINE HEALTH AND ENVIRONMENTAL TESTING LABORATORY			1	100%	1
NEW YORK PRESBYTERIAN HOSPITAL			1	100%	1
MINUTECLINIC # 21110			1	100%	1
CLINICAL TRIALS OF TAMPA LLC		1			1
MEDEXPRESS URGENT CARE - DANVILLE		1			1
NEW YORK STATE DEPARTMENT OF HEALTH			1	100%	1
Freedom Pointe at The Villages			1	100%	1
INTEGRATED GENETICS SEQUENOM		1			1
VITAL CARE			1	100%	1
LOUISIANA STATE LAB			1	100%	1
Orchid Cove at Naples			1	100%	1
TITUSVILLE TOWERS ASSISTED LIVING		1			1



# COVID-19: testing by laboratory

Data through Dec 30, 2020 verified as of Dec 31, 2020 at 09:25 AM

Data in this report are provisional and subject to change.

The numbers in the table below represent the number of Florida and non-Florida residents for whom test results were received by the Department of Health. A person can be tested by more than one laboratory and can have both positive and negative results. **Therefore, the sum of the numbers in each column will be larger than the total number of people tested.**

Reporting lab	Inconclusive	Negative	Positive	Percent positive	Total
SUSAN F. WILLIAMS M.D., P.A.			1	100%	1
PROGRESSIVE MEDICAL LAB LLC			1	100%	1
ST PETE DIRECT PRIMARY CARE		1			1
ONSLOW COUNTY HEALTH DEPARTMENT			1	100%	1
Wedgewood Manor		1			1
CONCIERGE INTERNAL MEDICINE ASSOCIATES			1	100%	1
C A R E S		1			1
MINUTECLINIC DIAG OF IND, LLC #6250		1			1
CHESAPEAKE REGIONAL MEDICAL CENTER			1	100%	1
BIODORON LABORATORIES			1	100%	1
MINUTECLINIC DIAGNOSTIC OF NEVADA #87		1			1
TENNOVA HEALTHCARE - CLEVELAND			1	100%	1
FIU HEALTH CARE CENTER			1	100%	1
BROWARD TRANSITIONAL CENTER			1	100%	1
SPARTANBURG REGIONAL MEDICAL CENTER			1	100%	1
SKY RIDGE MEDICAL CENTER - MICRO			1	100%	1
SHAMRA MEDICAL LABORATORY			1	100%	1
JOSEPH SCHENKER MD PC		1			1
MEDEXPRESS URGENT CARE - LINCOLN N 26T		1			1
DE TAR HOSPITAL			1	100%	1
CAREWELL JW - WORCESTER LNC			1	100%	1
NORTHEAST PEDIATRICS			1	100%	1
CAREHERE HUDSON BAY			1	100%	1
UMMC MIDTOWN CAMPUS			1	100%	1
ILLINOIS DEPT OF PUBLIC HEALTH LABS			1	100%	1
STAMFORD HOSPITAL			1	100%	1
PULSE MEDICAL GROUP INC			1	100%	1
SIGNATURE CARE COLLEGE STATION			1	100%	1
ADVENTHEALTH MEDICAL GROUP COMMUNITY MEDICINE			1	100%	1
HACKENSACK UNIVERSITY MEDICAL CENTER		1			1
FRUITVILLE URGENT CARE			1	100%	1
MC DIAGNOSTIC OF CONNECTICUT, PC #252			1	100%	1
MINUTECLINIC DIAGNOSTIC OF OHIO #4401		1			1
RCP OF MEMORIAL WEST			1	100%	1
SHAH			1	100%	1
Imperial Healthcare Centre			1	100%	1
GEORGE WASHINGTON UNIVERSITY HOSPITAL			1	100%	1
MINUTE-CLINIC DIAGNOSTIC OF VIRGINIA,		1			1
QUEST INC			1	100%	1
PRECISION CLINICAL RESEARCH			1	100%	1
ALPHA CLINICAL LABORATORY CORP.			1	100%	1
TRUMAN MEDICAL CENTER - HOSPITAL HILL			1	100%	1
TANGLEWOOD MANOR		1			1
SENDER RETREAT ADULT DAY CARE CENTERS			1	100%	1
PHYSICIANS PREMIER			1	100%	1
CFCH - FROSTPROOF			1	100%	1
MARYLAND DEPARTMENT OF HEALTH AND MENTAL HYGIENE-LABORATORIES			1	100%	1

# COVID-19: testing by laboratory

Data through Dec 30, 2020 verified as of Dec 31, 2020 at 09:25 AM

Data in this report are provisional and subject to change.

The numbers in the table below represent the number of Florida and non-Florida residents for whom test results were received by the Department of Health. A person can be tested by more than one laboratory and can have both positive and negative results. **Therefore, the sum of the numbers in each column will be larger than the total number of people tested.**

Reporting lab	Inconclusive	Negative	Positive	Percent positive	Total
SIMMONS			1	100%	1
MAYO CLINIC BEACHES PRIMARY CARE CTR		1			1
MANSFIELD MEDICAL LODGE			1	100%	1
LEXINGTON HOSPITAL CORPORATION			1	100%	1
WEST VIRGINIA UNIVERSITY HOSPITALS			1	100%	1
MINUTECLINIC INCORPORATE, LLC		1			1
FLAGLER CARE CENTER			1	100%	1
FAIRFIELD MEDICAL CENTER			1	100%	1
KANA MEDICAL			1	100%	1
SUMMIT LABORATORY			1	100%	1
OUCH URGENT CARE			1	100%	1
MERCYONE DES MOINES MEDICAL CENTER			1	100%	1
Harbert Hills Academy Nursing Home		1			1
TMH FSU RAPID LABORATORY			1	100%	1
Central Park Healthcare & Rehabilitation Center		1			1
DOCTORS MEMORIAL HOSP HOME HEALTH CARE		1			1
ALPHA 1 ANTITRYPSIN RESEARCH PROGRAM			1	100%	1
San Antonio Residence and Rehabilitation Center		1			1
SONNI'S PEDIATRICS			1	100%	1
PARKLAND HEALTH & HOSPITAL			1	100%	1
MT CARMEL PHARMACY INC		1			1
ANDREWS INSTITUTE AMBULATORY SURGERY CENTER		1			1
NHC Chattanooga			1	100%	1
HARDEE COUNTY FIRE RESCUE		1			1
MIDDLEBURG PEDIATRICS			1	100%	1
ST JOHNS MEDICAL CENTER		1			1
SAINT JOSEPHS HOSPITAL OF ATLANTA			1	100%	1
DONALSONVILLE HOSPITAL			1	100%	1
ST. PETERSBURG PEDIATRICS-SEMINOLE			1	100%	1
MIAMI RESCUE MISSION CLINIC INC			1	100%	1
ST MARYS MEDICAL CENTER			1	100%	1
BENTLEY VILLAGE II			1	100%	1
CARESPOT URGENT CARE		1			1
CHP COVID-19 (TX)			1	100%	1
HOME DOCS		1			1
PCR DIAGNOSTICS			1	100%	1
THOMASVILLE REGIONAL MEDICAL CENTER		1			1
BASCOM PALMER EYE INSTITUTE			1	100%	1
CARTERSVILLE MEDICAL CENTER			1	100%	1
KINGWOOD EMERGENCY HOSPITAL			1	100%	1
PEDIATRIC URGENT CARE CENTR OF FORT WORTH-LA GRAN			1	100%	1
FAMILY PRACTICE ASSOCIATES		1			1
NEW YORK CITY DEPARTMENT OF HEALTH			1	100%	1
EXPRESS CARE OF THE SHOALS		1			1
HCL LABORATORIES			1	100%	1
ACCURATE HEALTH SERVICES CORP			1	100%	1
CELEBRATION HOSPITAL			1	100%	1

# COVID-19: testing by laboratory

Data through Dec 30, 2020 verified as of Dec 31, 2020 at 09:25 AM

Data in this report are provisional and subject to change.

The numbers in the table below represent the number of Florida and non-Florida residents for whom test results were received by the Department of Health. A person can be tested by more than one laboratory and can have both positive and negative results. **Therefore, the sum of the numbers in each column will be larger than the total number of people tested.**

Reporting lab	Inconclusive	Negative	Positive	Percent positive	Total
BAYFRONT FAMILY HEALTH CENTER			1	100%	1
PEBBLEBROOK PHARMACY		1			1
OHIOHEALTH URGENT CARE			1	100%	1
MICROBIOLOGY DEPARTMENT			1	100%	1
ARIZA WELLNESS CARE LLC			1	100%	1
DOCTORS CARE OF PALM COAST			1	100%	1
LADY OF THE SEA HOSPITAL LAB			1	100%	1
RIDGEFIELD PEDIATRIC ASSOCIATES		1			1
Cortland Acres Association		1			1
RHODE ISLAND DEPARTMENT OF HEALTH			1	100%	1
FRESENIUS MEDICAL CARE			1	100%	1
ASSISTED LIVING AT TREZEVANT		1			1
TERRELL URGENT CARE			1	100%	1
DISCOVERY AT HOME, LLC			1	100%	1
UPSON REGIONAL MEDICAL CENTER			1	100%	1
ALLIANCE LABORATORY SERVICES			1	100%	1
MID FLORIDA COMMUNITY SERVICES			1	100%	1
WHITE-WILSON MEDICAL CENTER - FORT WALTON BEACH			1	100%	1
ANY LAB TEST FAST CORP			1	100%	1
HERNANDO CHILDREN'S			1	100%	1
DIVERSICARE OF BIG SPRINGS		1			1
MC DIAGNOSTIC OF CONNECTICUT, PC #1043		1			1
STARLING AT NOCATEE			1	100%	1
INSPIRE HEALTHCARE CENTER			1	100%	1
MEDEXPRESS URGENT CARE - ROSS TOWNSHIP		1			1
SOUTHERN HILLS MEDICAL CENTER			1	100%	1
PREMIER FAMILY AND SPORTS MEDICINE LLC			1	100%	1
HAMILTON CI MAIN UNIT ANNEX/ WORK CAMP			1	100%	1
LAKE BALDWIN			1	100%	1
YOUR HEALTH PEDIATRICS			1	100%	1
NFRC CLINICAL LAB			1	100%	1
FLORIDA FAMILY LABORATORY		1			1
Rio Grande City Nursing and Rehab Center			1	100%	1
APS-SUMMIT CARE PHARMACY, LLC DBA OMNICARE		1			1
Bolingreen Health and Rehabilitation		1			1
LABRADOR PRIMARY CARE CENTER			1	100%	1
PEDIATRIC ASSOCIATES - MIAMI LAKES		1			1
MEDICAL ASSOCIATES OF BREVARD LLC		1			1
Long Beach Care Center			1	100%	1
Regency Square			1	100%	1
Iron County Medical Care Facility		1			1
FLORIDA DEPARTMENT OF HEALTH IN CITRUS COUNTY		1			1
HAMILTON COUNTY HEALTH DEPARTMENT		1			1
NORDX			1	100%	1
MINUTE CLINIC DIAGNOSTIC MED GRP OF CA		1			1
TAMPA GENERAL MEDICAL GROUP LABORATORY HEALTHPARK			1	100%	1
ST LUKES SURGICAL AT THE VILLAGES INC			1	100%	1

# COVID-19: testing by laboratory

Data through Dec 30, 2020 verified as of Dec 31, 2020 at 09:25 AM

Data in this report are provisional and subject to change.

The numbers in the table below represent the number of Florida and non-Florida residents for whom test results were received by the Department of Health. A person can be tested by more than one laboratory and can have both positive and negative results. **Therefore, the sum of the numbers in each column will be larger than the total number of people tested.**

Reporting lab	Inconclusive	Negative	Positive	Percent positive	Total
CARESPOT - LEE VISTA			1	100%	1
Southwest Louisiana Veterans Home			1	100%	1
DEPARTMENT OF HEALTH AND ENVIRONMENTAL CONTROL			1	100%	1
Portsmouth Health and Rehab			1	100%	1
WMC HEALTH GROUP OF KISSIMMEE LLC			1	100%	1
Sears Coastal Nursing and Rehab		1			1
WATERS EDGE ELEMENTARY SCHOOL			1	100%	1
HEART HOSPITAL OF LAFAYETTE: EMERGENCY ROOM			1	100%	1
MARQUETTE GENERAL HOSPITAL			1	100%	1
FORT CAROLINE GARDENS, INC		1			1
WYOMING COUNTY DEPARTMENT OF HEALTH		1			1
Heritage Health of Peru			1	100%	1
UHEALTH CORAL SPRINGS			1	100%	1
NORTH FL SOUTH GA HCS-LAKE CITY			1	100%	1
SPINE & PAIN CONSULTANT PLLC		1			1
TEXAS HEALTH ARLINGTON MEMORIAL		1			1
VILLAGES HEALTH SYSTEM, LLC, THE			1	100%	1
BSA PHYSICIANS GROUP, INC D/B/A BSA FAMILY MEDICAL			1	100%	1
C V S / PHARMACY #833		1			1
OMAHA VA MEDICAL CENTER			1	100%	1
The Evangelical Lutheran Good Samaritan Society Prescott Village		1			1
ADVENTHEALTH CENTRA CARE PONCIANA			1	100%	1
SIGNATURE CARE MEMORIAL CITY			1	100%	1
CORNERSTONE PEDIATRICS			1	100%	1
SOUTH FLORIDA BAPTIST HOSPITAL			1	100%	1
HEALTHCARE ASSOCIATES OF IRVING, LLP			1	100%	1
VIVEX/UMTB BIOMEDICAL			1	100%	1
SAINT BARNABAS MEDICAL CENTER		1			1
MANOR CARE OF DELRAY BEACH FL LLC		1			1
DEL PRADO MEDICAL CENTER, INC		1			1
ST. JOHN HOSPITAL & MEDICAL CENTER			1	100%	1
PUBLIX PHARMACY #1114			1	100%	1
PEDIATRIC ASSOCIATES - DORAL			1	100%	1
HILTON HEAD HOSPITAL/INPATIENT			1	100%	1
MEDICAL ARTS LABORATORY			1	100%	1
CLINIC OF PEDIATRICS & GI MEDICINE INC			1	100%	1
ADVENTHEALTH PHYSICIAN GROUP - APPLEWOOD			1	100%	1
MEDICAL PAVILION CLINIC			1	100%	1
TITUSVILLE CENTER FOR SURGICAL EXCELLENCE LLC		1			1
CITRONELLE HEALTH AND REHABILITATION CENTER		1			1
FLORIDA MEDICAL CENTER			1	100%	1
FLORIDA KEYS PED AND ADOLES CTR			1	100%	1
WATERBURY HOSPITAL REFERENCE LAB			1	100%	1
OCCUPATIONAL HEALTH CENTER		1			1
LP ELIZABETHTON		1			1
ADVANCED MEDICAL RESEARCH CENTER LLC			1	100%	1
CARE POINT HEALTH AND WELLNESS CENTER		1			1

# COVID-19: testing by laboratory

Data through Dec 30, 2020 verified as of Dec 31, 2020 at 09:25 AM

Data in this report are provisional and subject to change.

The numbers in the table below represent the number of Florida and non-Florida residents for whom test results were received by the Department of Health. A person can be tested by more than one laboratory and can have both positive and negative results. **Therefore, the sum of the numbers in each column will be larger than the total number of people tested.**

Reporting lab	Inconclusive	Negative	Positive	Percent positive	Total
FHPG SURGICAL ASSOCIATES OF EAST PASCO			1	100%	1
BAPTIST EMERGENCY HOSPITAL KELLY			1	100%	1
SOUTHEAST MISSOURI HOSPITAL		1			1
FLORIDA MEDICAL CLINIC, LLC			1	100%	1
FALKVILLE HEALTHCARE		1			1
C V S / PHARMACY #4396		1			1
AVERA ST. MARY'S HOSPITAL			1	100%	1
PLANT CITY FAMILY CARE		1			1
BIOMERIEUX			1	100%	1
BLANCHARD VALLEY HOSPITAL LABORATORY			1	100%	1
BOCA CIEGA CENTER			1	100%	1
BAYCARE OUTREACH LAB AT NEW TAMPA			1	100%	1
Cornerstone at the Ranch		1			1
MIAMI-DADE COUNTY HEALTH DEPT.		1			1
MEDEX CLINIC LLC			1	100%	1
Kroger - KR070300083			1	100%	1
MINUTECLINIC #8760		1			1
PINNACLE DIALYSIS		1			1
GRAND VILLA OF LAKE LAND		1			1
NORTH FLORIDA EVALUATION AND TREATMENT CENTER		1			1
IRA FIALKO DO			1	100%	1
BRIDGE DIAGNOSTICS			1	100%	1
JUPITER PEDIATRIC ASSOCIATES, PA			1	100%	1
NICKLAUS CHILDREN'S DORAL OUTPATIENT CENTER			1	100%	1
PM PEDIATRICS OF SELDEN, PLLC		1			1
STEWART MEDICAL GROUP INC			1	100%	1
SARASOTA MEDICAL CENTER			1	100%	1
XSTREMEMD			1	100%	1
MERITUS MEDICAL CENTER			1	100%	1
ST. MICHAEL'S ELITE HOSPITAL			1	100%	1
SOUTHEASTERN HEALTH FACILITIES, INC		1			1
SOUTHWEST ORLANDO FAMILY MEDICINE, PL			1	100%	1
MEMORIAL HEALTHCARE SYSTEM			1	100%	1
MEMORIAL HOSPITAL - BELLEVILLE			1	100%	1
FLORIDA SCHOOL FOR THE DEAF AND THE BLIND			1	100%	1
TREASURE COAST MEDICAL CONCIERGE LLC			1	100%	1
Heartland of Perrysburg		1			1
DUKE HEALTH REGIONAL HOSPITAL			1	100%	1
441 URGENT CARE CENTER - BROWNWOOD			1	100%	1
STEWART FLORIDA ALF, INC			1	100%	1
FLAGLER PROFESSIONAL HEALTH CARE SERVICES INC		1			1
RIVERSIDE MEDICAL CENTER		1			1
KNOX COMMUNITY HOSPITAL			1	100%	1
DEVLIN MANOR NURSING AND REHABILITATION		1			1
SEBRING PEDIATRICS LLC			1	100%	1
BROOKSHIRE, THE			1	100%	1
Community Compassion Center of Batesville			1	100%	1



# COVID-19: testing by laboratory

Data through Dec 30, 2020 verified as of Dec 31, 2020 at 09:25 AM

Data in this report are provisional and subject to change.

The numbers in the table below represent the number of Florida and non-Florida residents for whom test results were received by the Department of Health. A person can be tested by more than one laboratory and can have both positive and negative results. **Therefore, the sum of the numbers in each column will be larger than the total number of people tested.**

Reporting lab	Inconclusive	Negative	Positive	Percent positive	Total
Falmouth By The Sea			1	100%	1
MC DIAGNOSTIC OF CONNECTICUT, PC #114		1			1
ALLIED PHYSICIANS GROUP		1			1
USC VERDUGO HILLS HOSPITAL			1	100%	1
CITRUS HEALTH NETWORK INC			1	100%	1
Victory Health and Rehabilitation			1	100%	1
LIFE CARE CENTER OF SKAGIT VALLEY		1			1
UNIVERSITY COMMUNITY HEALTH SERVICES			1	100%	1
MEDEXPRESS-DOVER		1			1
THE EDGEWATER AND WATERMAN VILLAGE			1	100%	1
Harris Hill Nursing Facility		1			1
MDS PHARMA SERVICES		1			1
SANTA CLARA VALLEY MEDICAL CENTER			1	100%	1
SEASONS HOSPICE AND PALLIATIVE CARE OF			1	100%	1
MINUTECLINIC, LLC #4682		1			1
WELLMED AT FORT PIERCE		1			1
NEIGHBORCARE PHARMACY SERVICES		1			1
PRINCIPLE DIAGNOSTICS LLC			1	100%	1
MEDICAL CENTER OF CENTRAL GEORGIA			1	100%	1
Eddy Memorial Geriatric Center		1			1
ELEMENTS PHARMACY			1	100%	1
UNIVERSITY OF MARYLAND PATHOLOGY ASSOCIATES			1	100%	1
PINEVILLE PHARMACY			1	100%	1
MALUHIA		1			1
Trucare Living Centers - Columbus		1			1
EMERGENCY CARE SERVICES LAB AT JFK MEDICAL CENTER			1	100%	1
SUNCREST OMNI		1			1
Manorcare Health Services West Reading North		1			1
ADVENTHEALTH MEDICAL GROUP OBSTETRICS			1	100%	1
CVS MINUTE CLINIC DIAG OF IND, LLC #6549		1			1
RICHICHI FAMILY HEALTH			1	100%	1
LOUNDY		1			1
BRIDGEWATER PARK ASSISTED LIVING LLC			1	100%	1
DEPARTMENT OF HEALTH SERVICES			1	100%	1
BLUEWATER TOXICOLOGY			1	100%	1
ANSWERS RESOURCE FACILITY		1			1
DAVID LAWRENCE CENTER INC			1	100%	1
RIVERSIDE METHODIST HOSPITAL LAB			1	100%	1
MIDWAY SPECIALTY CARE CENTER INC		1			1
MILFORD REGIONAL HOSPITAL			1	100%	1
CULVER CITY URGENT CARE			1	100%	1
DOCTOR'S IN-HOUSE LAB/COMMUNITY HEALTH CENTERS OF PINELLAS – JOHNNIE R			1	100%	1
WHEATON FRANCISCAN LABORATORY			1	100%	1
PRIORITY CARE LLC			1	100%	1
MISSOURI DEPARTMENT OF HEALTH AND SENIOR SERVICES - STATE PH LAB		1			1
JOSHUA E CHESIR MD		1			1
Ramsey Village		1			1

# COVID-19: testing by laboratory

Data through Dec 30, 2020 verified as of Dec 31, 2020 at 09:25 AM

Data in this report are provisional and subject to change.

The numbers in the table below represent the number of Florida and non-Florida residents for whom test results were received by the Department of Health. A person can be tested by more than one laboratory and can have both positive and negative results. **Therefore, the sum of the numbers in each column will be larger than the total number of people tested.**

Reporting lab	Inconclusive	Negative	Positive	Percent positive	Total
SEATTLE-KING COUNTY			1	100%	1
LEE MEMORIAL HOSPITAL OUTPATIENT SURGERY CENTER			1	100%	1
GOSHEN MEDICAL CENTER			1	100%	1
MINUTECLINIC DIAGNOSTICS OF OKLAHOMA		1			1
MEDEXPRESS URGENT CARE - WICHITA, N MAIZE RD		1			1
WEST DADE PEDIATRICS			1	100%	1
Jersey City Medical Center		1			1
Caldwell Care		1			1
MEMORIAL HEALTH UNIVERSITY MEDICAL CENTER			1	100%	1
Waters of Covington		1			1
COMMUNITY PHYSICIANS OF NORTH PORT PA			1	100%	1
LEXINGTON PLACE SENIOR LIVING COMMUNITY		1			1
MEMORIAL HOSPITAL LOS BANOS			1	100%	1
CEPERO PEDIATRICS PA			1	100%	1
MARINA DEL REY HOSPITAL LAB			1	100%	1
MINUTECLINIC DIAGNOSTIC OF TEXAS LLC		1			1
MINUTE CLINIC OF KANSAS PA			1	100%	1
GIFFORD MEMORIAL HOSPITAL		1			1
SOUTHWOOD HEALTHCARE CENTER		1			1
Vi at Aventura		1			1
COVID TESTING LLC			1	100%	1
MEDEXPRESS URGENT CARE, LANCASTER WEST		1			1
CYPRESS VILLAGE REHAB CENTER		1			1
GENESIS MICROBIOLOGY LAB		1			1
EASTMAN HEALTHCARE & REHAB		1			1
PARRISH MEDICAL GROUP			1	100%	1
UNIVERSITY OF BALTIMORE WASHINGTON MEDICAL CENTER			1	100%	1
LIFELINK TISSUE BANK D/B/A LIFELINK TISSUE BANK		1			1
Mountain View Manor			1	100%	1
SOUTH LAKE FAMILY HEALTH CENTER			1	100%	1
HIGHLAND PARK LAKEWOOD PRESTON HOLLOW			1	100%	1
Medicalodges Neosho			1	100%	1
OCEAN MEDICAL CENTER		1			1
SOUTHWOOD NURSING & RETIREMENT CENTER		1			1
MOORE CLINICAL RESEARCH INC			1	100%	1
MEDERI CARETENDERS			1	100%	1
HYDE PARK MEDICAL CENTER		1			1
POMPANO BEACH ARTIFICIAL KIDNEY CENTER			1	100%	1
SPECIALTY DRUG TESTING			1	100%	1
MINUTECLINIC DIAGNOSTIC OF SC, LLC #7		1			1
MY URGENT CARE CLINIC			1	100%	1
Glen Oaks Health and REhabilitation		1			1
CROSS CREEK HEALTH CARE		1			1
FRESENIUS KIDNEY CARE DUNEDIN			1	100%	1
ACCOMPLISHED HOME CARE		1			1
DOCTORS HEARING			1	100%	1
ADVENTHEALTH MEDICAL GROUP UROLOGY AT EAST ORLANDO		1			1

# COVID-19: testing by laboratory

Data through Dec 30, 2020 verified as of Dec 31, 2020 at 09:25 AM

Data in this report are provisional and subject to change.

The numbers in the table below represent the number of Florida and non-Florida residents for whom test results were received by the Department of Health. A person can be tested by more than one laboratory and can have both positive and negative results. **Therefore, the sum of the numbers in each column will be larger than the total number of people tested.**

Reporting lab	Inconclusive	Negative	Positive	Percent positive	Total
RIVIERA BEACH HEALTH CENTER LAB			1	100%	1
BMC/NASSAU			1	100%	1
RAPID CITY REGIONAL HOSPITAL -579 ATTN. LABORATORY		1			1
ADVENTHEALTH MEDICAL GROUP SENIOR HEALTH AT			1	100%	1
CLEVELAND CLINIC AKRON GENERAL			1	100%	1
REEVES COUNTY HOSPITAL DISTRICT			1	100%	1
LAKEVIEW REGIONAL HOSPITAL			1	100%	1
LIBERTY HEALTH CENTER			1	100%	1
CROSSROADS URGENT CARE PLLC		1			1
MEDEXPRESS URGENT CARE-MT PLEASANT			1	100%	1
BROOKDALE OF SPRING HILL		1			1
EASTERN FLORIDA STATE COLLEGE - PALM BAY CAMPUS□			1	100%	1
CONWAY MEDICAL CENTER			1	100%	1
Broomall Manor		1			1
WALGREENS #15291		1			1
SUMTER COUNTY HEALTH DEPARTMENT			1	100%	1
NEWTON MEMORIAL HOSPITAL		1			1
CVS MINUTE CLINIC DIAGNOSTIC PA #3060		1			1
AMD			1	100%	1
MERCY GENERAL HOSPITAL			1	100%	1
LIFESPAN HEALTH - SELMER		1			1
Sanford Health & Rehabilitation			1	100%	1
INLET CONCIERGE MEDICINE			1	100%	1
The Palms Nursing and Rehabilitation		1			1
NEMOURS CHILDREN'S PRIMARY CARE, ST CLOUD			1	100%	1
FHCP ASC - ORANGE CITY			1	100%	1
PROGRESSIVE MEDICAL RESEARCH			1	100%	1
UHS BINGHAMTON GENERAL			1	100%	1
CORNERSTONE OF RECOVERY INC		1			1
Manor Care of Dallastown d/b/a ManorCare Health Services - Dallastown		1			1
MEDICAL ASSOCIATES OF PINELLAS - LAB			1	100%	1
UNIVERISTY OF MIAMI			1	100%	1
MEDEXPRESS URGENT CARE - BENTON		1			1
ENVOY OF FORK UNION, LLC DBA ENVOY AT THE VILLAGE		1			1
NOMI HEALTH LAB SERVICES LLC			1	100%	1
VA OUTPATIENT PHARMACY			1	100%	1
UNIVERSITY OF MIAMI PRIMARY CARE SITE UMHC 3039			1	100%	1
MARYLAND DEPARTMENT OF HEALTH AND MENTAL HYGIENE			1	100%	1
Bayou Vista Community Care Center			1	100%	1
LAKE PEDIATRICS			1	100%	1
CARE STATION MEDICAL GROUP		1			1
ROYAL OAK MEDICAL CENTER LLC DBA CHARACTER FAMILY			1	100%	1
NORTH RIVER FAMILY HEALTH CENTER			1	100%	1
NORTH FLORIDA CHILD DEVELOPMENT, INC			1	100%	1
VALLEY MEDICAL LABORATORY			1	100%	1
CHILTON MEDICAL CENTER		1			1
TMH CANCER CENTER LABORATORY			1	100%	1

# COVID-19: testing by laboratory

Data through Dec 30, 2020 verified as of Dec 31, 2020 at 09:25 AM

Data in this report are provisional and subject to change.

The numbers in the table below represent the number of Florida and non-Florida residents for whom test results were received by the Department of Health. A person can be tested by more than one laboratory and can have both positive and negative results. **Therefore, the sum of the numbers in each column will be larger than the total number of people tested.**

Reporting lab	Inconclusive	Negative	Positive	Percent positive	Total
BROOKDALE FORT MYERS LAKES PARK			1	100%	1
PELICAN STATE OUTPATIENT CENTER			1	100%	1
Longwood Community Living Center		1			1
DIVERSE MEDICAL CARE LLC			1	100%	1
EAST FL CORE LAB			1	100%	1
MAINE CENTER FOR DISEASE CONTROL AND PREVENTION			1	100%	1
UPMC NORTHWEST HOSPITAL			1	100%	1
MINUTECLINIC, LLC #1492		1			1
Garden Isle Healthcare and Rehabilitation Center		1			1
SOUTHERN BREEZE HEALTHCARE			1	100%	1
SPRINGHILL SENIOR RESIDENCE		1			1
BUENA VIDA ESTATES			1	100%	1
Waddell Nursing & Rehab Center		1			1
HELEN HAYES HOSPITAL LABORATORY		1			1
GEORGETOWN URGENT CARE			1	100%	1
ISLANDS ASSISTED LIVING FACILITY,THE			1	100%	1
MOSAIC MEDICAL CENTER MARYVILLE			1	100%	1
PROMPT CARE OF CENTRAL FLORIDA LLC			1	100%	1
OAKWOOD HOSPITAL - SOUTHSHORE			1	100%	1
LIFEGUARD AMBULANCE SERVICE LLC - BAY COUNTY			1	100%	1
FLAGLER COUNTY BOARD OF COUNTY COMMISSIONERS			1	100%	1
ST JOHNS PEDIATRICS PA		1			1
BORINQUEN HEALTH CENTER			1	100%	1
PROGRESS PHARMACY INC			1	100%	1
GREENTREE MEDICAL CENTER			1	100%	1
FLORHAM PARK ENDOSCOPY CENTER		1			1
BRIAN C GRINER MD LLC			1	100%	1
SOUTH BEND MEDICAL FOUNDATION			1	100%	1
Kindred Hospital South Florida Hollywood SNU			1	100%	1
CVS HEALTH, #5962		1			1
LAS PALMAS MEDICAL CENTER			1	100%	1
LAKELAND REGIONAL HEALTH PABLO			1	100%	1
CAROLINAS HEALTHCARE SYSTEM LAB			1	100%	1
PALMS OF FT MYERS,THE			1	100%	1
PRACTITIONERS IN MOTION			1	100%	1
LAKEVIEW HEALTH CARE SYSTEM LLC			1	100%	1
CHILDREN'S MEDICAL CENTER-EAST ORLANDO			1	100%	1
ST VINCENTS AMBULATORY CARE INC			1	100%	1
DESERT HOSPITAL/CPHU CLINICAL LABORATORY			1	100%	1
LITTLE COMPANY OF MARY HOSPITAL			1	100%	1
MINUTECLINIC DIAGNOSTIC OF RHODE ISLAN		1			1
MINUTECLINIC DIAGNOSTIC OF WISCONSIN, LLC		1			1
FLORIDA PRIMARY CARE AND SPORTS MEDICINE INC			1	100%	1
Flagler Health and Rehabilitation			1	100%	1
CURATIVE			1	100%	1
NONA MEDICAL ARTS		1			1
BOLLES SCHOOL, THE			1	100%	1

# COVID-19: testing by laboratory

Data through Dec 30, 2020 verified as of Dec 31, 2020 at 09:25 AM

Data in this report are provisional and subject to change.

The numbers in the table below represent the number of Florida and non-Florida residents for whom test results were received by the Department of Health. A person can be tested by more than one laboratory and can have both positive and negative results. **Therefore, the sum of the numbers in each column will be larger than the total number of people tested.**

Reporting lab	Inconclusive	Negative	Positive	Percent positive	Total
HEALTH CARE SERVICES LC			1	100%	1
FLORIDA DEPARTMENT OF HEALTH IN LEE COUNTY			1	100%	1
MID-FLORIDA PATHOLOGY LLC - MOBILE UNIT # 3			1	100%	1
Dulles Health and Rehab Center		1			1
NDX-CORE LAB			1	100%	1
LRGHEALTHCARE		1			1
CONSULATE HEALTH CARE OF VERO BEACH			1	100%	1
PAUL C SCHWARTZ & MELVIN L WEIDMAN		1			1
GOLDING-GRANADO MEDICAL ASSOCIATES		1			1
BRANDON OUTREACH CLINIC			1	100%	1
NASSAU COUNTY HEALTH DEPARTMENT		1			1
QUEST DIAGNOSTICS CLINICAL LABORATORIES INC		1			1
PHYSICIANS IMMEDIATE CARE			1	100%	1
CVS HEALTH MINUTE CLINIC			1	100%	1
EXCEL URGENT CARE OF NJ			1	100%	1
MINUTE CLINIC DIAGNOSTICS OF IN, LLC #6252		1			1
COOPER CLINIC			1	100%	1
HERNANDO COUNTY HEALTH DEPT			1	100%	1
FRESENIUS KIDNEY CARE FORT WALTON BEACH			1	100%	1
SPRINGBROOK HOSPITAL			1	100%	1
HAMILTON CHD		1			1
UNIVERSITY OF MIAMI MILLER SCHOOL			1	100%	1
ULTIMATE ANALYSIS LABORATORY			1	100%	1
WELLNOW URGENT CARE-OSWEGO			1	100%	1
FORT LOUDOUN PRIMARY CARE		1			1
MEDEXPRESS URGENT CARE - LAWRENCE		1			1
MINUTECLINIC MINUTECLINIC #8505		1			1
NORTH PINELLAS CHILDRENS MEDICAL CENTER INC			1	100%	1
GAMMA HEALTHCARE, INC		1			1
PHYSICIANS PRIMARY CARE LEHIGH PEDS			1	100%	1
MEDEXPRESS URGENT CARE - TOPEKA, SW WANAMAKER RD		1			1
SAINT JOSEPH'S HOSPITAL AND MEDICAL CENTER		1			1
Good Samaritan Society - Albion		1			1
ADVANCED LABORATORY SERVICES			1	100%	1
CLEVELAND HEARTLAB			1	100%	1
SIGNATURE CARE MIDLAND			1	100%	1
VISTA DEL SOL MED ASSOC		1			1
Bivins Pointe			1	100%	1
OPTIMAL MEDICINE INC		1			1
Summit Medical Group Morristown Oncology		1			1
El Paso Health Care Center			1	100%	1
GADSDEN FAMILY PRACTICE		1			1
INTERNAL MEDICINE GROUP OF CENTRAL FLORIDA			1	100%	1
STONECREST MEDICAL CENTER		1			1
SANTA ROSA PEDIATRICS			1	100%	1
CARSON NURSING AND REHABILITATION CENTER		1			1
SEACOAST PATHOLOGY PROFESSIONAL ASSOC		1			1



# COVID-19: testing by laboratory

Data through Dec 30, 2020 verified as of Dec 31, 2020 at 09:25 AM

Data in this report are provisional and subject to change.

The numbers in the table below represent the number of Florida and non-Florida residents for whom test results were received by the Department of Health. A person can be tested by more than one laboratory and can have both positive and negative results. **Therefore, the sum of the numbers in each column will be larger than the total number of people tested.**

Reporting lab	Inconclusive	Negative	Positive	Percent positive	Total
REGIONAL MEDICAL LABORATORY			1	100%	1
Hackensack Univ Medical Center At Pasc		1			1
UNIV OF NORTH ALABAMA HEALTH CENTER		1			1
MEMORIAL HEALTH SYSTEM		1			1
PRIMARY CARE GROUP LLC		1			1
MID-FLORIDA PATHOLOGY LLC		1			1
DSI LABORATORIES-NAPLES-7TH			1	100%	1
CORDOVA FAMILY PRACTICE			1	100%	1
EASTSIDE MEDICAL CLINIC		1			1
OAKMONT WEST- GREENVILLE SC		1			1
NABI		1			1
HELIX BIOMEDICS LLC			1	100%	1
EXCEPTIONAL EMERGENCY CENTER			1	100%	1
COLONIAL VILLA GOOD SAMARITAN CENTER		1			1
Garden View Care Center at Dougherty Ferry		1			1
PENINSULA REGIONAL MED CTR LAB			1	100%	1
EDGAR PRICE FAMILY & CHILDREN HEALTHCARE CENTER			1	100%	1
WINDSOR MANOR			1	100%	1
Carington Park			1	100%	1
LUMICO LIFE INSURANCE COMPANY		1			1
CARENOW URGENT CARE – SPRING			1	100%	1
IZ MEDICAL		1			1
UNLIMITED MEDICAL SERVICES OF FL PL DBA		1			1
INDIAN RIVER CLINICAL LABORATORY, INC.		1			1
UNIVERSITY URGENT CARE			1	100%	1
MINNESOTA DEPARTMENT OF HEALTH LABORATORY			1	100%	1
BAPTIST HEALTH SURGERY CENTER			1	100%	1
HORIZON MEDICAL CENTER			1	100%	1
AUGUSTA HEALTH CLINICAL LABORATORY			1	100%	1
WILTON MANORS HEALTH & REHABILITATION CENTER			1	100%	1
DOCTORS AFTER HOURS URGENT CARE CENTER			1	100%	1
OCALA FAMILY MEDICAL CENTER		1			1
PM PEDIATRICS PC			1	100%	1
PRIMACARE MEDICAL LAKEWOOD			1	100%	1
COVID RAPID LABS			1	100%	1
CLEVELAND CLINIC OHIO LABORATORIES			1	100%	1
PULMONARY MEDICINE		1			1
RIVERSIDE COUNTY PUBLIC HEALTH LABORATORY			1	100%	1
LOPEZ		1			1
Birmingham Nursing & Rehab Center		1			1
ORLANDO PHYSICIAN NETWORK		1			1
RIGHT AT HOME			1	100%	1
MEDEXPRESS URGENT CARE - HADLEY		1			1
UF HEALTH - WILDLIGHT			1	100%	1
NORTH BROWARD MEDICAL CENTER			1	100%	1
BROOKS REHAB			1	100%	1
CERMAK HEALTH SERVICES			1	100%	1

# COVID-19: testing by laboratory

Data through Dec 30, 2020 verified as of Dec 31, 2020 at 09:25 AM

Data in this report are provisional and subject to change.

The numbers in the table below represent the number of Florida and non-Florida residents for whom test results were received by the Department of Health. A person can be tested by more than one laboratory and can have both positive and negative results. **Therefore, the sum of the numbers in each column will be larger than the total number of people tested.**

Reporting lab	Inconclusive	Negative	Positive	Percent positive	Total
ROYAL PALM PEDIATRICS			1	100%	1
MEMORIALCARE LONG BEACH MEDICAL CENTER			1	100%	1
NATION'S BEST CARE HOME HEALTH			1	100%	1
WillowBrooke Court at Westminster Village		1			1
Signature Healthcare of Savannah		1			1
HAYS CLINICAL LAB			1	100%	1
ADVANCED RESEARCH AND DIAGNOSTIC LABORATORY UNIVERSITY OF MINNESOTA			1	100%	1
GATEWAY HEALTHCARE, PC			1	100%	1
PUTNAM COUNTY SHERIFFS OFFICE		1			1
UMASS MEMORIAL MEDICAL CENTER, INC		1			1
UMASS MEMORIAL/MARLBORO HOSPITAL			1	100%	1
WESTON COUNTY HEALTH SERVICES			1	100%	1
WEST COAST CLINICAL LABS INC			1	100%	1
HOUSTON DEPARTMENT OF HEALTH AND HUMAN SERVICES			1	100%	1
Avera Sr. James Care Center		1			1
MEMORIAL HERMANN HOSPITAL			1	100%	1
CROSSROADS URGENT CARE DBA URGENT TEA		1			1
ASHLEY CLINICAL DIAGNOSTIC LABORATORY			1	100%	1
MINUTECLINIC DIAGNOSTIC OF OHIO #2964		1			1
MINUTECLINIC, LLC #7139		1			1
ARTHREX MEDICAL CENTER EAST			1	100%	1
MEDEXPRESS URGENT CARE, HERMITAGE			1	100%	1
STEPHENS COUNTY HOSPITAL			1	100%	1
Autumn Care of Suffolk		1			1
FLORIDA EPIDEMIOLOGY PROGRAM			1	100%	1
KIDSVILLE PEDIATRICS IV PA		1			1
MARTIN HEALTH PHYSICIAN GROUP			1	100%	1
ST.ELIZABETH HEALTH CENTER	1				1
JOHN D. ARCHBOLD MEMORIAL HOSPITAL			1	100%	1
FLORIDA CLINICAL RESEARCH CENTER, LLC			1	100%	1
NORTH MIAMI BEACH SURGICAL CENTER			1	100%	1
LANCASHIRE HALL NURSING AND REHABILITATION CENTER		1			1
LIFELINK TRANSPLANT INSTITUTE LAB			1	100%	1
LEHIGH REGIONAL WOUND CENTER			1	100%	1
MINUTECLINIC LLC (2335)		1			1
ODYSSEY HEALTH CARE OF MARION COUNTY LLC		1			1
PINELLAS CHD - CLEARWATER			1	100%	1
MINUTE CLINIC DIAGNOSTIC OF TN PC #64		1			1
FLORIDA DIGESTIVE AND LIVER SPECIALISTS			1	100%	1
ADVENTHEALTH HOSPICE CARE CENTRAL FLORIDA		1			1
MEDEXPRESS URGENT CARE SHADYSIDE		1			1
PATHOLOGYT & LAB MEDICINE SERVICES			1	100%	1
MINUTECLINIC DIAGNOSTICS OF IND LLC			1	100%	1
AMERICAN LAB LLC		1			1
MEDICAL ASSOCIATES OF THE SHOALS		1			1
BOONE DRUG & HEALTHCARE AT DEERFIELD			1	100%	1
HOME AIDE SVC OF EASTERN NY INC D/B/A		1			1

# COVID-19: testing by laboratory

Data through Dec 30, 2020 verified as of Dec 31, 2020 at 09:25 AM

Data in this report are provisional and subject to change.

The numbers in the table below represent the number of Florida and non-Florida residents for whom test results were received by the Department of Health. A person can be tested by more than one laboratory and can have both positive and negative results. **Therefore, the sum of the numbers in each column will be larger than the total number of people tested.**

Reporting lab	Inconclusive	Negative	Positive	Percent positive	Total
HEARTLAND REGIONAL MEDICAL CENTER		1			1
ADVENT HEALTH - OWASA			1	100%	1
CHOTA COMMUNITY HEALTH SERVICES		1			1
Tremont Health & Rehabilitation Center		1			1
CORIZON HEALTH INC			1	100%	1
Kroger 717 - The Little Clinic Dolphin Drive			1	100%	1
Life Care Center of Estero			1	100%	1
CARESPOT - OCOEE			1	100%	1
ST JOHNS EPISCOPAL HOSPITAL SOUTH SHORE		1			1
EXPRESS LAB LIVINGSTON			1	100%	1
THE CHILDREN'S HOSPITAL OF PHILADELPHIA		1			1
SHARON REGIONAL MEDICAL CENTER			1	100%	1
ROAN MOUNTAIN MEDICAL CENTER			1	100%	1
GUIDEWELL EMERGENCY MEDICINE DOCTORS LLC			1	100%	1
JOHNSON & JOHNSON VISION CARE-VISTAKON			1	100%	1
EVENTIDE LUTHERAN HOME		1			1
PALM COAST DRAW STATION/AMERICAN HEALTH ASSOCIATES		1			1
LAB PLUS, LLC			1	100%	1
LABONE		1			1
NORTH SHORE HEMATOLOGY-ONCOLOGY ASSOCI		1			1
MEDEXPRESS URGENT CARE - SOMERSET TOWNSHIP		1			1
BEAUFORT MEMORIAL			1	100%	1
TMH URGENT CARE CENTER			1	100%	1
SUN CLINICAL LABORATORIES			1	100%	1
HUNEYCUTT FAMILY PRACTICE			1	100%	1
JACKSON MADISON CO. GEN. HOSPITAL			1	100%	1
GENESIS FAMILY PRACTICE			1	100%	1
LITTLE FALLS HOSPITAL LABORATORY		1			1
OCALA RKC EAST HEMO #1			1	100%	1
MEDEXPRESS URGENT CARE - FORT SMITH		1			1
ST JOSEPHS HOSPITAL SOUTH HOSPITAL			1	100%	1
STANDIFER PLACE		1			1
SURGERY CENTER, THE			1	100%	1
MERCY – NORTH IOWA			1	100%	1
ER NEAR ME HULEN		1			1
CLERMONT HEALTH DEPARTMENT			1	100%	1
PEDRO L ORTEGA MD PA			1	100%	1
PALMA CEIA MED GROUP-SWANN		1			1
HELGEMO & LIQU PEDIATRICS			1	100%	1
PALM BEACH DIABETES AND ENDOCRINE SPECIALISTS, PA			1	100%	1
BAYOU URGENT CARE			1	100%	1
BEAUMONT HOSPITAL			1	100%	1
OHIO VALLEY MANOR NURSING &		1			1
OMNI HEALTHCARE URGENT CARE			1	100%	1
ORCHID TERRACE		1			1
VISTA LAKE ASSISTED LIVING			1	100%	1
JAX FAMILY CARE		1			1

# COVID-19: testing by laboratory

Data through Dec 30, 2020 verified as of Dec 31, 2020 at 09:25 AM

Data in this report are provisional and subject to change.

The numbers in the table below represent the number of Florida and non-Florida residents for whom test results were received by the Department of Health. A person can be tested by more than one laboratory and can have both positive and negative results. **Therefore, the sum of the numbers in each column will be larger than the total number of people tested.**

Reporting lab	Inconclusive	Negative	Positive	Percent positive	Total
CACERES SPECIALIZED GYNECOLOGY		1			1
BERKSHIRE MEDICAL CENTER			1	100%	1
Elm Crest Senior Living Community		1			1
THE HEART HOSPITAL BAYLOR PLANO			1	100%	1
VA OPTOMETRY CLINIC			1	100%	1
ManorCare Rehabilitation Center- Decatur		1			1
DORAL KIDNEY CENTER			1	100%	1
NEMOURS CHILDREN'S PRIMARY CARE			1	100%	1
HAWKEYE CARE CENTER DUBUQUE		1			1
OXY-GENLAB			1	100%	1
ST MARY'S OF SAGINAW		1			1
ATRIA TAMARAC			1	100%	1
Greystone Health Care Center		1			1
PEACHEALTH LABORATORIES		1			1
STUART SURGERY CENTER, LLC			1	100%	1
Arch Plaza Nursing and Rehabilitation Center			1	100%	1
CANDLER HOSPITAL			1	100%	1
INTERMOUNTAIN MEDICAL CENTER			1	100%	1
ENCOMPASS HEALTH REHABILITATION HOSPITAL OF LARGO			1	100%	1
RAPID RELIABLE TESTING NY LLC		1			1
CARING PROFESSIONAL HEALTH CARE LLC		1			1
LEE MEMORIAL HOSPITAL BLOOD GAS LAB			1	100%	1
BAYFRONT HEAL WOUND CARE AND HYPERBARIC CENTER			1	100%	1
Ash Flat Healthcare and Rehabilitation Center			1	100%	1
LANTANA HC LAB			1	100%	1
Washington County Nursing H0me			1	100%	1
EDWARD HOSPITAL			1	100%	1
HIGH DESERT COURT GROUP HOME			1	100%	1
WALGREENS #5130			1	100%	1
CULINARY INSTITUTE OF AMERICA STUDENT		1			1
INDIANA STATE DEPARTMENT OF HEALTH CLINIC MICROBIOLOGY		1			1
REELFOOT FAMILY WALK-IN CLINIC		1			1
MEDEXPRESS URGENT CARE NORWIN		1			1
MEDEXPRESS URGENT CARE- FORT WORTH N T		1			1
HARRINGTON PARK HEALTH AND REHAB		1			1
GWINNETT MEDICAL CENTER			1	100%	1
PALM WEST INTERNIST PA			1	100%	1
UNITED HEALTHCARE			1	100%	1
HAVASU REGIONAL MEDICAL CENTER			1	100%	1
SMA BEHAVIORAL HEALTH SERVICES INC		1			1
CLIFTON-FINE HOSPITAL LABORATORY		1			1
APOLLOMDX LLC			1	100%	1
PASCO COUNTY HEALTH DEPARTMENT			1	100%	1
BOSTON PUBLIC HEALTH COMMISSION			1	100%	1
COASTAL SKIN SURGERY AND DERMATOLOGY PL		1			1
Villa Maria			1	100%	1
ADVANCE HEALTH AND WELLNESS SOLUTIONS			1	100%	1

# COVID-19: testing by laboratory

Data through Dec 30, 2020 verified as of Dec 31, 2020 at 09:25 AM

Data in this report are provisional and subject to change.

The numbers in the table below represent the number of Florida and non-Florida residents for whom test results were received by the Department of Health. A person can be tested by more than one laboratory and can have both positive and negative results. **Therefore, the sum of the numbers in each column will be larger than the total number of people tested.**

Reporting lab	Inconclusive	Negative	Positive	Percent positive	Total
MINUTECLINIC, LLC #09202		1			1
RM PHARMACY SERVICES INC		1			1
MINUTE CLINIC DIAGNOSTIC OF KANSAS PA		1			1
BAYCARE OUTREACH LAB WH SOUTH			1	100%	1
SANTA MONICA CA-UCLA MC			1	100%	1
HOUSTON METHODIST HOSPITAL			1	100%	1
FLORIDA CLINICAL LABORATORY INC DBA			1	100%	1
ROCKWALL URGENT CARE			1	100%	1
MINUTE CLINIC DIAGNOSTIC PA			1	100%	1
TITUSVILLE REHABILITATION AND NURSING CENTER		1			1
HALIFAX HEALTH PRIMARY CARE			1	100%	1
CONVENIENT MEDICAL AND HEALTH SERVICES			1	100%	1
MORNINGSIDE NURSING AND REHABILITATION		1			1
PALM BAY URGENT CARE PL		1			1
Senatobia Healthcare & Rehab		1			1
PANCARE HEALTH - BRUCE			1	100%	1
GENESEE COUNTY HEALTH DEPARTMENT		1			1
FLORIDA HOSPITAL PHYSICIANS GROUP			1	100%	1
MEDSTAR HEALTH URGENT CARE			1	100%	1
Good Samaritan Society Waukon		1			1
CHILDRENS SPECIALIST PEDIATRIC PULMMOLOGY &			1	100%	1
PENSACOLA PATHOLOGY		1			1
PALM BEACH GARDENS MEDICAL CENTER			1	100%	1
ALTA BATES SUMMIT MEDICAL CENTER CLINICAL LAB			1	100%	1
FLORIDA DEPARTMENT OF HEALTH SEMINOLE COUNTY		1			1
ORMOND MEDICAL ARTS FAMILY PRACTICE PL			1	100%	1
POETS WALK SARASOTA			1	100%	1
PALOMAR MEDICAL CENTER			1	100%	1
LIFE CARE CENTER OF HILTON HEAD		1			1
HEALTHCARE FOR THE HOMELESS			1	100%	1
EVANS FAMILY CARE PA			1	100%	1
Douglas County Health Center		1			1
BAYFRONT MEDICAL			1	100%	1
WINDSOR WOODS REHAB & HEALTHCARE CTR			1	100%	1
EXAC CARE CROSSVILLE		1			1
FREEPORT ER DOX URGENT CARE		1			1
LAKE SUCCESS EXTENDED CARE		1			1
DAVENPORT PEDIATARICS CLERMONT PA		1			1
PUTNAM CO HOSPITAL-D/B/A ASBURY TOWERS		1			1
WALGREENS #01398			1	100%	1
GRAND VIEW HOSPITAL			1	100%	1
Crisp Regional Nursing and Rehab Center		1			1
ST GERARD'S COMMUNITY OF CARE		1			1
PALM SPRINGS GENERAL HOSPITAL			1	100%	1
Valley Center (WV)			1	100%	1
CSL PLASMA LAB			1	100%	1
INFECTION CONTROL DEPT			1	100%	1



# COVID-19: testing by laboratory

Data through Dec 30, 2020 verified as of Dec 31, 2020 at 09:25 AM

Data in this report are provisional and subject to change.

The numbers in the table below represent the number of Florida and non-Florida residents for whom test results were received by the Department of Health. A person can be tested by more than one laboratory and can have both positive and negative results. **Therefore, the sum of the numbers in each column will be larger than the total number of people tested.**

Reporting lab	Inconclusive	Negative	Positive	Percent positive	Total
LIFE CARE CENTER OF GWINNETT		1			1
MCH PHYSICIANS GROUP			1	100%	1
SHANNON CLARK OD, PA			1	100%	1
FLORIDA HEART AND VASCULAR MULTISPECIALTY GROUP PA			1	100%	1
BREVARD FAMILY WALK IN CLINIC			1	100%	1
ARIZONA STATE LABORATORY			1	100%	1
REGIONAL MEDICAL CENTER BAYONET POINT			1	100%	1
DOYLESTOWN HOSPITAL			1	100%	1
HARDIN MEMORIAL HOSPITAL - HEARTLAND PATHOLOGY CONSULTANTS			1	100%	1
WIREGRASS MEDICAL CENTER			1	100%	1
ROBERTS WESLEYAN COLLEGE HEALTH CENTE		1			1
Seal Rock Healthcare		1			1
NEW MILFORD HOSPITAL			1	100%	1
ABSOLUTE HEALTH INTERNAL MEDICINE AND PEDIATRICS		1			1
MINUTECLINIC LLC #5157			1	100%	1
URGENT CARE OF FORT LAUDERDALE INC			1	100%	1
Maple Lane Nursing Home		1			1
Village Crest Center for Health & Rehabilitation		1			1
LAREDO EMERGENCY ROOM			1	100%	1
THE INTERNAL MEDICAL GROUP		1			1
MINUTECLINIC, LLC #4507		1			1
Miller Health Care Center			1	100%	1
DEPT OF VA MEDICAL CENTER - MIAMI			1	100%	1
ONTARIO COUNTY PUBLIC HEALTH		1			1
MINUTECLINIC DIAG OF IND, LLC #6908		1			1
DIGNITY HEALING LLC			1	100%	1
ORDRS, INC.			1	100%	1
UMHC HOLLYWOOD LABORATORY			1	100%	1
MOUNT SINAI COMPREHENSIVE CANCER CENTER			1	100%	1
LAKEWOOD RANCH MEDICAL CENTER CLINICAL LAB			1	100%	1
SERENADES BY SONATA		1			1
ROCKLEDGE HEALTH & REHABILITATION CENTER			1	100%	1
MEDCARE QUALITY MEDICAL CENTER LLC			1	100%	1
PRIMEX CLINICAL LABORATORIES INC			1	100%	1
MEMORIAL HOSPITAL OF TAMPA			1	100%	1
JACK M MATHENY II MD			1	100%	1
LOWER KEYS COMMUNITY HEALTH CENTER			1	100%	1
MEDEXPRESS URGENT CARE - CONWAY		1			1
Alden North Shore			1	100%	1
HIBISCUS COURT			1	100%	1
SV MOBILE HEALTH			1	100%	1
CVS MINUTE CLINIC DIAGNOSTIC MED GRP OF CAL		1			1
ORLANDO HEALTH PHYSICIAN GROUP INC			1	100%	1
CALIFORNIA PUBLIC HEALTH LABORATORY			1	100%	1
GREATER TAMPA AT HOME			1	100%	1
TIMPANOGOS REGIONAL HOSPITAL			1	100%	1
MED CHOICE CENTER OF NORTH MIAMI			1	100%	1

# COVID-19: testing by laboratory

Data through Dec 30, 2020 verified as of Dec 31, 2020 at 09:25 AM

Data in this report are provisional and subject to change.

The numbers in the table below represent the number of Florida and non-Florida residents for whom test results were received by the Department of Health. A person can be tested by more than one laboratory and can have both positive and negative results. **Therefore, the sum of the numbers in each column will be larger than the total number of people tested.**

Reporting lab	Inconclusive	Negative	Positive	Percent positive	Total
WELLMED AT APOLLO BEACH BLVD			1	100%	1
ST. LUKES HOSPITAL			1	100%	1
MEDICAL CLINIC OF HOUSTON			1	100%	1
AUTUMN HOUSE			1	100%	1
PLEASANT RIDGE MANOR WEST		1			1
UNIVERSITY OF IOWA HOSPITALS & CLINICS			1	100%	1
MAYO CLINICAL LABORATORIES		1			1
URGENT DOC -NACOGODOCHES CLINIC			1	100%	1
NEMOURS CHILDRENS PRIMARY CARE CLERMONT			1	100%	1
THE MEDICAL CENTER AT BOWLING GREEN			1	100%	1
SCIENCE CARE			1	100%	1
CHRISTIANA HOSPITAL		1			1
FAMILY PRACTICE OF CENTRAL FLORIDA PA			1	100%	1
ELITE CARE			1	100%	1
INHEALTH LIFE SCIENCES LLC			1	100%	1
KIDSVILLE PEDIATRICS III PA			1	100%	1
MID-FLORIDA CANCER CENTERS		1			1
Juniper Village at Bucks County		1			1
VANAJA SUREDDI MD PA			1	100%	1
RCA LABORATORY SERVICES LLC			1	100%	1
MEDEXPRESS URGENT CARE - BECKLEY		1			1
LAKE MARY OPTUM FLORIDA			1	100%	1
BODYK			1	100%	1
MAYO CLINIC OUTPATIENT DIALYSIS CENTER			1	100%	1
ATHENA CARE RESOURCES LLC		1			1
VIRGINIA UROLOGY		1			1
Avante at Orlando		1			1
OAK HAVEN REHAB AND NURSING CENTER			1	100%	1
Total	61,915	12,286,661	1,692,583	12%	14,041,159